700 SERIES®
DESKING SYSTEM

PRICE LIST

January 3, 2011

Updated October 3, 2022

800.424.2432

Contents

Refer to KI Terms & Conditions document or visit ki.com.

Contents

Refer to KI Terms & Conditions document or visit ki.com.

700 Series® Desk Product Offering 3

700 Series Desk Typicals 5

700 Series®

Product Color Options 7

700 Series® Desk

Desk 8
P-Shape and D-Shape Desk 9
Returns 10
P-Shape and D-Shape Returns 11
Corner 12
Bridges 13
Credenzas 14
Overhead Storage 15
Accessories 17

700 Series® Pedestals

Mobile and Freestanding 20
Hanging 23
Worksurface Supporting 24
Accessories 25

700 Series® Credenza

Credenza Files 26

700 Series® Desk Product Offering

700 Series® Desk Product Offering

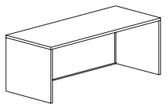

Desks
Full or Partial Modesty Panel
D W H
24 x 48 x 29
24 x 54 x 29
24 x 60 x 29
24 x 66 x 29
24 x 72 x 29

30 x 48 x 29
30 x 54 x 29
30 x 60 x 29
30 x 66 x 29
30 x 72 x 29

36 x 60 x 29
36 x 66 x 29
36 x 72 x 29

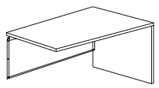

Returns
Full or Partial Modesty Panel
D W H
24 x 24 x 29
24 x 30 x 29
24 x 36 x 29
24 x 42 x 29
24 x 48 x 29
24 x 54 x 29
24 x 60 x 29
24 x 66 x 29
24 x 72 x 29

30 x 36 x 29
30 x 42 x 29
30 x 48 x 29
30 x 54 x 29
30 x 60 x 29

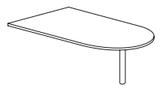

D-Shape
D W H
24 x 36 x 29
24 x 42 x 29
24 x 48 x 29
24 x 54 x 29
24 x 60 x 29
24 x 66 x 29
24 x 72 x 29

30 x 48 x 29
30 x 54 x 29
30 x 60 x 29
30 x 66 x 29
30 x 72 x 29

36 x 48 x 29
36 x 54x 29
36 x 60 x 29
36 x 66 x 29
36 x 72 x 29

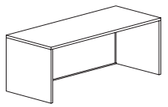

Credenzas
(Shell)
Full or Partial Modesty Panel
D W H
20 x 62 x 29
24 x 60 x 29
24 x 62 x 29



Credenzas
(Top Only)
20 x 60
24 x 60

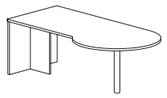

Worksurfaces P-Shape
D W H
30 x 60 x 29
30 x 66 x 29
30 x 72 x 29

36 x 60 x 29
36 x 66 x 29
36 x 72 x 29

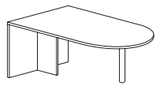

D-Shape
D W H
30 x 60 x 29
30 x 66 x 29
30 x 72 x 29

36 x 60 x 29
36 x 66 x 29
36 x 72 x 29



P-Shape
D W H
24 x 54 x 29
24 x 60 x 29
24 x 66 x 29
24 x 72 x 29

30 x 60 x 29
30 x 66 x 29
30 x 72 x 29

36 x 60 x 29
36 x 66 x 29
36 x 72 x 29



Corners
Full or Partial Modesty Panel
D W H
24 x 36 x 29
24 x 42 x 29

30 x 42 x 29
30 x 48 x 29

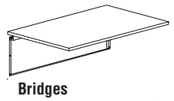

Bridges
Full or Partial Modesty Panel
D W H
20 x 36 x 29
20 x 42 x 29
20 x 48 x 29

24 x 36 x 29
24 x 42 x 29
24 x 48 x 29
24 x 54 x 29
24 x 60 x 29
24 x 66 x 29
24 x 72 x 29

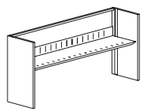

Storage
Overheads
(Open Storage)
W D H
30 x 14 x 36
36 x 14 x 36
42 x 14 x 36
48 x 14 x 36
54 x 14 x 36
60 x 14 x 36
66 x 14 x 36
72 x 14 x 36

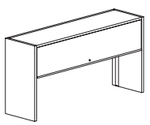

Overheads
(Closed Storage)
W D H
30 x 14 x 36
36 x 14 x 36
42 x 14 x 36
48 x 14 x 36
54 x 14 x 36
60 x 14 x 36

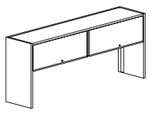

W D H
66 x 14 x 36
72 x 14 x 36

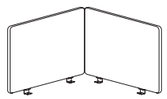

Corner
W H
36 x 19
36 x 36
42 x 19
42 x 36
48 x 19
48 x 36

Pedestals

Hanging
15" wide x 20" deep
Box/File
Box/Box/Box
Pencil/Box/File
File/File
Box/Box/File

15" wide x 24" deep
Box/File
Box/Box/Box
Pencil/Box/File
File/File
Box/Box/File

15" wide x 30" deep
Box/File
Box/Box/Box
Pencil/Box/File
File/File
Box/Box/File

Worksurface Supporting
15" wide x 20" deep
File/File
Box/Box/File

15" wide x 24" deep
File/File
Box/Box/File
Pencil/Box/File

15" wide x 30" deep
File/File
Box/Box/File

Accessories
Center Drawer with Lock
Center Drawer
Task Lights
Fully Adjustable Keyboard Tray
Fully Adjustable Keyboard Tray w/ Mouse Surface
Sliding Keyboard Drawer
Sliding Keyboard Drawer w/ Mouse Surface
CPU Sling
Optional Wrist Rest
Plate Dividers
Grommet Options

700 Series® Desk Product Offering

Pedestal Options Depth

When no grommets are specified:

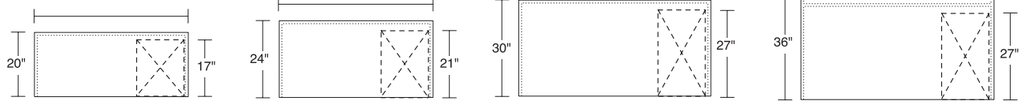

1520 Pedestal (17" deep) | 1524 Pedestal (21" deep) | 1530 Pedestal (27" deep) | 1530 Pedestal (27" deep)

When worksurface or end panel grommets are specified:

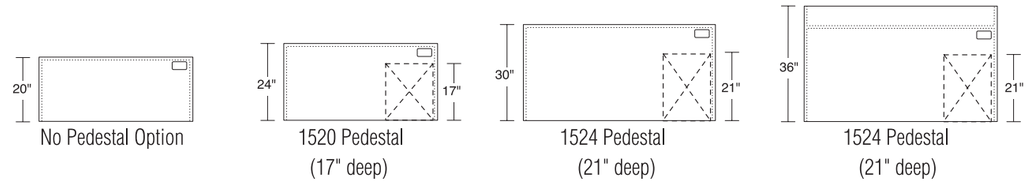

No Pedestal Option | 1520 Pedestal (17" deep) | 1524 Pedestal (21" deep) | 1524 Pedestal (21" deep)

Dimensions are nominal. Contact customer service for exact dimensions.

Pedestal Height Options

29" High Worksurfaces



File/File Hanging | Box/Box/File Hanging | Pencil/Box/File Hanging

29" High Worksurfaces

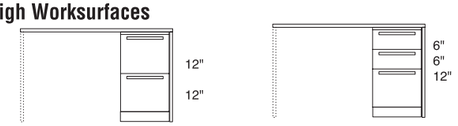

File/File Worksurface Supporting | Box/Box/File Worksurface Supporting

When ordering a desk shell or return with a partial modesty, Box/File hanging pedestals are recommended. Otherwise pedestals will hang below the partial modesty.

Pedestal Drawer Configurations

Hanging Pedestals

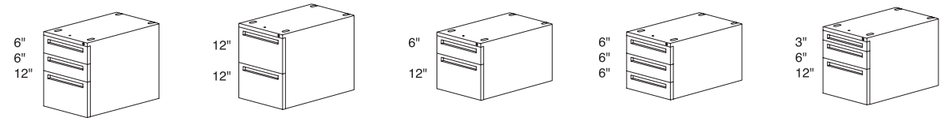

Box/Box/File | File/File | Box/File | Box/Box/Box | Pencil/Box/File

Worksurface Supporting Pedestals 29" H

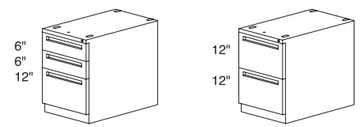

Box/Box/File | File/File

62" Credenza Shell

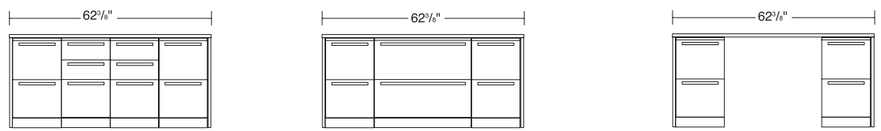

Credenza Shell allows one to four worksurface supporting pedestals, one or two credenza laterals or a combination of both.

60" Credenza Top

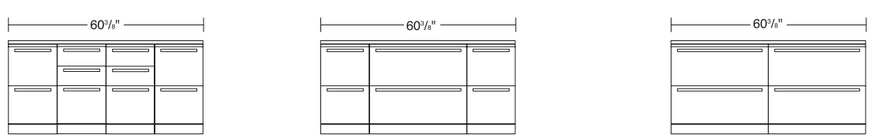

Credenza top allows two or more worksurface supporting pedestals, two credenza laterals or a combination of both.

700 Series Desk Typicals

700 Series Desk Typicals

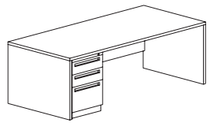

- 30" x 66" Desk with Partial Modesty Panel, 74P Edge
- 700 Series® Worksurface Supporting Pedestal Box/Box/File

Model Number	Price
7D/D3066-74P-P/Color	$1620
S7P/1520WBBF	$972
Total Price	**$2592**

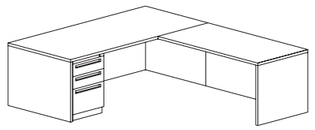

- 30" x 66" Desk with Full Modesty Panel, 74P Edge
- 700 Series® Worksurface Supporting Pedestal Box/Box/File
- 24" x 48" Right Return with Full Modesty Panel, 74P Edge

Model Number	Price
7D/D3066-74P-F/Color	$1620
S7P/1520WBBF	$972
7D/R2448-74P-F/Color	$1179
Total Price	**$3771**

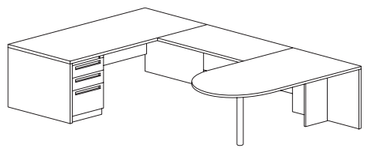

- 30" x 66" Desk with Partial Modesty Panel, 74P Edge
- 700 Series® Worksurface Supporting Pedestal Box/Box/File
- 24" x 42" Bridge with Partial Modesty Panel, 74P Edge
- 30" x 60" D-Shape Worksurface, 74P Edge

Model Number	Price
7D/D3066-74P-P/Color	$1620
S7P/1520WBBF	$972
7D/B2442-74P-F/Color	$1078
7D/DD3060-74P/Color	$1481
Total Price	**$5151**

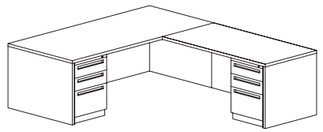

- 30" x 66" Desk with Full Modesty Panel, 74P Edge
- 700 Series® Worksurface Supporting Pedestal Box/Box/File
- 24" x 42" Right Return with Full Modesty Panel, 74P Edge
- 700 Series Worksurface Supporting Pedestal File/File

Model Number	Price
7D/D3066-74P-F/Color	$1620
S7P/1520WBBF	$972
7D/R2442-74P-F/Color	$1163
S7P/1524WBBF	$1121
Total Price	**$4876**

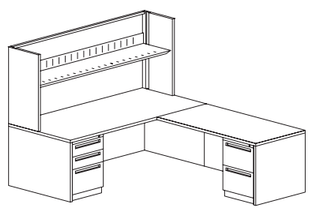

- 30" x 66" Desk with Full Modesty Panel, 74P Edge
- 700 Series® Worksurface Supporting Pedestal Box/Box/File
- 66" Open Overhead Storage on Desk
- 24" x 48" Right Return with Full Modesty Panel, 74P Edge
- 700 Series® Worksurface Supporting Pedestal File/File

Model Number	Price
7D/D3066-74P-F/Color	$1620
S7P/1520WBBF	$972
7D/OSS66/Color	$834
7D/R2448-74P-F/Color	$1179
S7P/1524WFF	$1027
Total Price	**$5632**

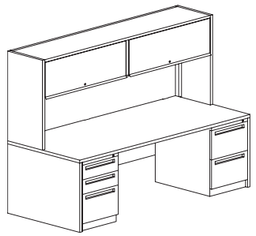

- 30" x 72" Desk with Partial Modesty Panel, 74P Edge
- 700 Series® Worksurface Supporting Pedestal - Box/Box/File
- 700 Series® Worksurface Supporting Pedestal - File/File
- 72" Closed Overhead Storage, Group 1 Fabric

Model Number	Price
7D/D3072-74P-P/Color	$1632
S7P/1520WBBF	$972
S7P/1524WFF	$1027
7D/OSD72/F/Uph/Color	$1931
Total Price	**$5562**

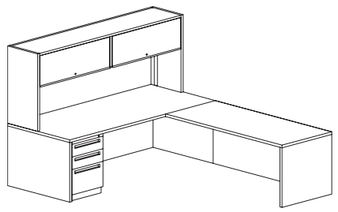

- 30" x 72" Desk with Full Modesty Panel, 74P Edge
- 700 Series® Worksurface Supporting Pedestal - Box/Box/File
- 72" Closed Overhead Storage on Desk, Steel
- 24" x 60" Right Return with Full Modesty Panel, 74P Edge

Model Number	Price
7D/D3072-74P-F	$1632
S7P/1520WBBF	$972
7D/OSD72/S/Color	$1632
7D/R2460-74P-F	$1330
Total Price	**$5566**

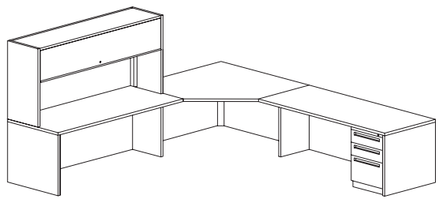

- 24" x 60" Left Return with Full Modesty Panel, 74P Edge
- 60" Closed Overhead Storage on Left Return, Steel
- 24" x 42" Corner Surface with Full Modesty Panel, 74P Edge
- 700 Series Worksurface Supporting Pedestal - Box/Box/File
- 24" x 60" Right Return with Full Modesty Panel, 74P Edge

Model Number	Price
7D/R2460-74P-F/Color	$1330
7D/OSD60/S/Color	$1323
7D/CU2442-74P-F/Color	$1588
S7P/1524WBBF	$1121
7D/R2460-74P-F/Color	$1330
Total Price	**$6692**

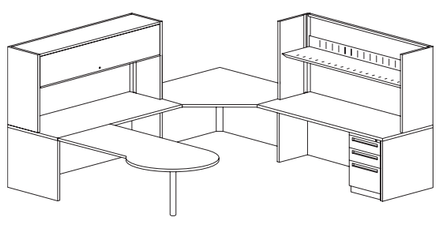

- 24" x 60" Left Return with Full Modesty Panel, 74P Edge
- 60" Closed Overhead Storage on Left Return, Group 1 Fabric
- 30" x 60" P-Shaped Return (right), 74P Edge
- 24" x 42" Corner Surface with Full Modesty Panel, 74P Edge
- 24" x 60" Right Return with Full Modesty Panel, 74P Edge
- 700 Series Worksurface Supporting Pedestal - Box/Box/File
- 60" Open Overhead Storage on Right Return

Model Number	Price
7D/R2460-74P-F/Color	$1330
7D/OSD60/F/Uph/Color	$1545
7D/PR3060-74P-R/Color	$1424
7D/CU2442-74P-F/Color	$1588
7D/R2460-74P-F/Color	$1330
S7P/1524WBBF	$1121
7D/OSS60/Color	$806
Total Price	**$9144**

700 Series Desk Typicals

700 Series® Desk Specifications
The 700 Series® Desk line is a free standing, modular system of desks, returns, bridges, credenzas, corner units and overhead storage components. Designed for flexibility, it can be set up to suit differing customer requirements. It is shipped knock-down and accepts 700 Series® or U-Series® Pedestals.

Worksurfaces
Worksurfaces shall be 1-1/4" thick laminate top with a particle board core. Edge treatments shall be wood edge or 74P edge. All tops shall be pre-drilled for mounting of end panels, modesty panels, wire management channels, return or bridge connectors and hanging or worksurface supporting pedestals.

Desk Shells
Desk shells shall consist of a worksurface top, two end panels, full or partial modesty panel and wire management channel. Desks are available in depths of 24", 30" and 36", and widths of 48", 54", 60", 66" and 72" and shall be 29" high. The 36" deep desk worksurface shall have a 6" overhang. The desk shall accept a variety of hanging or worksurface supporting pedestals.

End Panels
Desk, return, corner, and credenza end panels shall be floor height and feature double-wall construction. The outer panel shall be 20-gauge with double flanges formed on both vertical edges and single flanges formed on the top and bottom. The inner panel shall be 20-gauge with flanges formed on all edges. Two keyhole pads of 16-gauge shall be welded into the top of the end panel to interface with shoulder screws for mounting to the top. The outer and inner panels shall be spot welded together, as well as fastened together at the bottom with the nut inserts that accept the leveling glides. Two 20-gauge channels shall be welded into the 36" deep end panels to provide additional reinforcement. All end panels shall feature prepunched holes through two metal thickness for connecting modesty panels.

Desks, credenzas, P-shape worksurfaces, D-shape worksurfaces and corners shall be 29" high. Returns and bridges shall be available in 29" high. Both interface with the desk or corner unit with 16-guage connectors that are screwed to the tops.

Modesty Panels
Desk, return, corner, bridge and credenza modesty panels shall span the full width of the unit connecting to the end panels. The modesty panels shall be spaced down from the top by 1-5/8" to allow for the routing of cables. They shall be available in full floor length, for privacy, or partial, which is spaced up off the floor by 8-3/8" for outlet access and increased air circulation. The modesty panels on a 36" deep desk shall be recessed by 6" for visitor knee space. All modesty panels shall be 20-gauge with double flanges formed along the top and bottom. Desk and credenza panels shall have single flanges formed on both vertical edges. Return panels shall have offset flanges formed on one end and a single flange on the other. Bridge panels shall have offset flanges formed on both ends. The vertical flanges of all modesty panels have prepunched holes for connecting to the end panels.

Wire Management
Desks, returns, corners, bridges and credenzas shall be equipped with a wire management channel. This 20-gauge channel shall have the bottom edge hemmed for safety and strength. The wire management channel shall fasten to the underside of the top and run between end panels.

Returns
Returns shall be the same construction as the desk and credenza worksurfaces. Returns consist of a top, end panel, full or partial modesty panel and wire management channel. They are available in depths of 24" and 30". A 24" deep return is available in widths of 24", 30", 36", 42", 48", 54", 60", 66" and 72" and shall be 29" high. A 30" deep return is available in widths of 36", 42", 48", 54" and 60" and shall be 29" high. One level connector will be included with each return.

Bridges
Bridge worksurfaces shall be the same construction as the desk and credenza worksurfaces. Bridges consist of a top, full or partial modesty panel and wire management channel. They are available in depths of 20" and 24" and widths of 36", 42", 48", 54", 60", 66"and 72" and shall be 29" high. Two level connectors shall be included with 29" high units.

P-Shape Worksurfaces
P-Shape worksurfaces shall be the same construction as the desk and credenza worksurfaces. The worksurfaces shall be available in 30" or 36" depths and 60", 66" and 72" lengths and shall be 29" high. The P-Shape worksurface shall be available for mounting right or left. The worksurface is standard with a supporting T-base and 14-gauge tubular leg. Product is designed to be mounted to adjacent surfaces.

D-Shape Worksurfaces
D-Shape worksurfaces shall be the same construction as the desk and credenza worksurfaces. The worksurfaces shall be available in 30" or 36" depths and 60", 66" and 72" lengths and shall be 29" high. The worksurface is standard with a supporting T-base and 14-gauge tubular leg. Product is designed to be mounted to adjacent surfaces.

D-Shape Returns
D-Shape returns shall be the same construction as the desk and credenza worksurfaces. The returns shall be available in 24", 30" or 36" depths and 36", 42", 48", 54", 60", 66" and 72" lengths and shall be 29" high. The return is standard with a supporting 14-guage tubular leg and includes a level connector.

P-Shape Returns
P-Shape returns shall be the same construction as the desk and credenza worksurfaces. The worksurfaces shall be available in 30" or 36" depths and 60", 66" and 72" lengths and shall be 29" high. The P-Shape returns shall be available for mounting right or left. The return is standard with a supporting 14-gauge tubular leg and includes a level connector.

Corner Units
Corner units shall accept 29" high returns and bridges. The corner units shall be 24" deep and 36" or 42" wide and 30" deep and 42" or 48" wide. The modesty panels shall be 20-gauge and consist of two end panels with one leveling glide each and two side panels with two leveling glides each. The end panel and side panels shall have double flanges formed along the bottom and both vertical edges. A single flange with prepunched holes shall have double flanges formed on the top and bottom and single flanges on the vertical edges. It shall be spaced down from the top by 1-5/8" to allow for the routing of cables.

Credenza Top
Credenza top shall be constructed of 1-1/4" thick particle board available in wood edge or 74P edge. The top shall be available 20" or 24" deep and 60" wide and shall be predrilled to accept up to four worksurface supporting pedestals.

Credenza Shell
The credenza shell consists of a 1-1/4" particle-board top available with wood edge or 74P edge. The top shall be available in a 20" depth and 62" width and 24" depth and 60" and 62" widths. It is available with either a full or partial modesty panel and end panels of 20-gauge steel. The credenza shall accept up to four hanging or worksurface supporting pedestals.

Overhead Storage
Units shall be standard with an open back allowing for interaction in a group situation. Overhead storage shall be available in an open or closed style. The closed style overhead storage shall have one door on 30", 36", 42", 48", 54" and 60" and two doors on 66" and 72". The door shall have a lock as standard. The closed overhead doors are available in steel or fabric covered steel.

Task Lights
Task lights shall be offered in three levels of efficiency and cost. The standard light shall have a magnetic high-power factor ballast with rapid start, cool white T-8 fluorescent lamp. The energy efficiency model shall have an electronic ballast with rapid start, cool-white T-8 fluorescent lamp. The third model shall have 2-step (hi/low) high-power factor ballast with rapid start, cool-white T-8 fluorescent lamp which shall help reduce glare on computer screens and help reduce eye strain. Task lights shall attach to the underside of the shelf on overhead cabinets. Lights shall be UL Listed and available in black only. They shall be available as 20" wide for use with 30" and 36" wide overhead cabinets, 32" wide for 42" and 48" wide units and 48" wide for 60", 66" and 72" units.

Center Drawer
The center drawer shall mount below a 24" or 30" deep worksurface which has an 18" wide clearance. The drawer pan shall be constructed of 22-gauge steel with a hem along the front edge for safety and strength. A deep rib shall form a pencil tray and provide additional strength and a double flange across the back shall prevent spillage of contents. The drawer sides shall be 20-gauge with a hem along the top edge for safety. The drawer shall run on a pair of full extension, ball-bearing suspensions and shall be available with or without a lock, keyed randomly as standard. Field drilling for installation shall be necessary. The center drawer shall be painted to match the color of desk.

Key Options
There are various key options available depending on the component model. The key alike option (KA) allows multiple components of a workstation to be keyed alike. The key standard option (KS) allows each component to have its own randomly selected key number shipped with the individual component. The No lock core (NLC) provides more flexibility in keying workstations alike. All locks and keys for the individual components specified with no lock core will be packaged separately from the components. The location of the lock core and corresponding numbered key will be determined upon installation.

Fabric
Fabric will be applied as swatched by the fabric manufacturer. Fabric that is required to be applied differently than is swatched will need a Product Modification Request written specifying the direction the fabric is to be applied.

700 Series®
Product Color Options

Surface Finish--Laminate

Belair	LBQ
Biltmore Cherry	LBT
Black	LBK
Brighton Walnut	LBW
Canyon Zephyr	LCA
Castle Oak	LCO
Casual Linen	LCU
Cherry Storm	LCX
Classic Linen	LCI
Cloud Zephyr	LCL
Cocobala	LCC
Crisp Linen	LRI
Desert Zephyr	LDZ
Dove Grey	LDG
Fired Steel	LIL
Flax Linen	LXF
Florence Walnut	LFC
Forged Steel	LOL
Friston Ash	LFH
Frosty White	LFW
Graphite Nebula	LGN
Grey	LGE
High Rise	LHE
Hollyberry	LHY
Irish Linen	LIH
Island	LID
Italian Silver Ash	LIT
Kensington Maple	LKM
Lapis Blue	LLB
Markerboard White	LMK
Misted Zephyr	LMR
Monticello Maple	LMT
Nickel Evolv	LNV
North Sea	LNA
Ocean	LON
Pearl Bisque	LPB
Pearl Silver	LPS
Pressed Linen	LPR
River Cherry	LRY
Rugged Linen	LRG
Satin Stainless	LSS
Shadow Zephyr	LSR
Silicon evolv	LSV
Sterling Ash	LAZ
Tailored Linen	LTL
Titanium evolv	LTV
White Nebula	LWL
White Sand	LWN
Windsor Mahogany	LWY

Desk, Enamel and Unit Color

Black	BL
Blue Grey	GR
Bronze Metallic	ZM
Cayenne	CY
Champagne Metallic	CM
Cool Grey	CG
Cottonwood	CO
Earthen Clay	EY
Espresso Metallic	EX
Everglade Shade	EV
Flannel	FN
Glitz Metallic	GZ
Hazy Jade	HJ
Honey Bee	HY
Light Tone	LG
Mardi Gras	MG
Misty Brown	MY
Nemo	NE
Nordic	ND
Poppy Red	PR
Purple Haze	PH
Rubber Ducky	RK
Sand	SA
Sky Blue	SK
Starlight Silver Metallic	SX
Surf's Up	SP
Twilight Shadow	TI
Ultra Blue	UB
Warm Grey	WG
Zesty Lime	ZL

KI offers the additional option of color matching paint, polypropylene, or wood stain through Product Modification Requests. Contact Customer Service for details.

Edge Color for 74P Edge

Belair	TBQ
Biltmore Cherry	TBT
Black	TBL
Blue Grey	TGR
Brighton Walnut	TBW
Castle Oak	TCO
Cayenne	TCY
Cherry Storm	TCX
Cocobala	TCC
Cool Grey	TCG
Earthen Clay	TEY
Everglade Shade	TEV
Flannel	TFN
Florence Walnut	TFC
Friston Ash	TFH
Frosty White	TFW
Hazy Jade	THJ
Honey Bee	THY
Italian Silver Ash	TIT
Kensington Maple	TKM
Light Tone	TLG
Mardi Gras	TMG
Misty Brown	TMY
Monticello Maple	TMT
Multiplex	TMB
Nemo	TNE
Nordic	TND
Poppy Red	TPR
Purple Haze	TPH
River Cherry	TRY
Rubber Ducky	TRK
Sand	TSA
Sky Blue	TSK
Sterling Ash	TAZ
Surf's Up	TSP
Twilight Shadow	TTI
Ultra Blue	TUB
Warm Grey	TWG
Windsor Mahogany	TWY
Zesty Lime	TZL

Edge Color for 34S Edge

Cherry Storm on Maple	MCX
Cinnamon on Maple	MCN
Cocoa on Maple	MCA
Florence Walnut on Maple	MFC
Kensington Maple on Maple	MMA
Monticello Maple on Maple	MMT
River Cherry on Maple	MRY

Grommet Color

Black grommet	GBL
Blue Grey grommet	GGR
Cool Grey grommet	GCG
Light Tone grommet	GLG
Misty Brown grommet	GMY
Sand grommet	GSA
Warm Grey grommet	GWG

Pull Color - Pedestals

Black	PULL.BL
Blue Grey	PULL.GR
Cool Grey	PULL.CG
Light Tone	PULL.LG
Match cabinet color selection	MATCH
Sand	PULL.SA
Warm Grey	PULL.WG

Lock Color

Black	BLL
Satin Chrome	SCL

700 Series® Desk
Desk

700 Series® Desk
Desk

	MODEL	D x W x H	MODEL NUMBER: Basic Model	Edge Style (A)	Modesty Panel (B)	Grommets (C)	Desk Color (D)	Laminate Color (E)	Edge Color (F)	Grommet Color (G)	Approx. Packaged Weight	74P Edge (74P)	3/8" Wood Band Edge (34S)
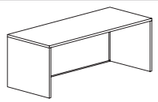 7DWSU	**Desk** • Consists of top, two end modesty panels, wire management channel and required hardware • Wire management access between top and modesty panel • Full modesty panels extend to the floor, partial modesty panels are raised off floor 8-3/8” • Modesty panels on 36” deep desks are set in 6” • Pedestals to be specified separately • Available 29” high only	24 x 48 x 29”	7D/D2448	□□□	□	□□	□□	□□□	□□□	□□□	91.0#	$ 1089	$ 1548
		24 x 54 x 29”	7D/D2454	□□□	□	□□	□□	□□□	□□□	□□□	97.0#	1262	1801
		24 x 60 x 29”	7D/D2460	□□□	□	□□	□□	□□□	□□□	□□□	104.0#	1262	1801
		24 x 66 x 29”	7D/D2466	□□□	□	□□	□□	□□□	□□□	□□□	111.0#	1366	1863
		24 x 72 x 29”	7D/D2472	□□□	□	□□	□□	□□□	□□□	□□□	118.0#	1414	1947
		30 x 48 x 29”	7D/D3048	□□□	□	□□	□□	□□□	□□□	□□□	112.0#	1445	1803
		30 x 54 x 29”	7D/D3054	□□□	□	□□	□□	□□□	□□□	□□□	112.0#	1472	1855
		30 x 60 x 29”	7D/D3060	□□□	□	□□	□□	□□□	□□□	□□□	127.0#	1510	1874
		30 x 66 x 29”	7D/D3066	□□□	□	□□	□□	□□□	□□□	□□□	137.0#	1620	2037
		30 x 72 x 29”	7D/D3072	□□□	□	□□	□□	□□□	□□□	□□□	144.0#	1632	2041
		36 x 60 x 29”	7D/D3660	□□□	□	□□	□□	□□□	□□□	□□□	148.0#	1669	2100
		36 x 66 x 29”	7D/D3666	□□□	□	□□	□□	□□□	□□□	□□□	156.0#	1775	2249
		36 x 72 x 29”	7D/D3672	□□□	□	□□	□□	□□□	□□□	□□□	165.0#	1780	2259
				Ⓐ	Ⓑ	Ⓒ	Ⓓ	Ⓔ	Ⓕ	Ⓖ	Ⓗ		

HOW TO ORDER

Indicate the following information on order form:
1. Quantity of each item.
2. Model number, including options. See “How To Build a Model Number”.
3. Any special service required.

Note: • The □ indicates that a choice is required.
• The absence of the □ indicates that no choice is required.
• Alpha-numeric characters in place of □ indicate that no other alternatives are available.

HOW TO BUILD A MODEL NUMBER

Ⓐ Select basic model.

Ⓑ Select edge style.

74P	- 74P edge
34S	- 3/8” Wood band edge

Ⓒ Select modesty panel style.

P	- Partial
F	- Full

Ⓓ Select grommet option.

NG	- No grommet
G	- Grommets - left and right; add $85

Ⓔ Select desk color.
Refer to the **Product Color Options** page in this price list.

Ⓕ Select laminate color.
Refer to the **Product Color Options** page in this price list.

Ⓖ Select edge color.
Refer to the **Product Color Options** page in this price list.

Ⓗ Select grommet color.
Refer to the **Product Color Options** page in this price list.

INFORMATION

Wood Color Variations
High quality wood table edges and surfaces are characterized by distinctive natural colors and grain colors. Due to natural variations of fine woods, it is impossible to exactly match colors and grains with consistency.

FINISH INFORMATION

Additional Laminate Offering
Additional laminates beyond KI standard offering, are available with two weeks extended leadtime. To specify additional laminates, use these designators followed by the supplier’s color/pattern code:

Formica - LF/supplier’s color pattern code
Nevamar - LN/supplier’s color pattern code
Wilsonart - LW/supplier’s color pattern code

KI’s standard laminate finish is the supplier’s recommended finish for that color/pattern.
Note: Nonstandard laminates from these suppliers (example: textured laminates) require a Product Modification Request.
Contact customer service for details.

SPECIAL SERVICES

Special Carton Marking

With specially marked information	N/C

Shipping
Ships **knocked down, FOB Pembroke, ON K8A 0E1, freight prepaid.** Freight class 70.

Specifications and prices are subject to change without prior notice.

700 Series® Desk
P-Shape and D-Shape Desk

KI

700 Series® Desk
P-Shape and D-Shape Desk

	MODEL	D x W x H	MODEL NUMBER Basic Model	Edge Style Ⓑ	Dir. Ⓒ	Desk Color Ⓓ	Laminate Color Ⓔ	Edge Color Ⓕ	Approx. Packaged Weight	74P Edge (74P)	3/8" Wood Band Edge (34S)
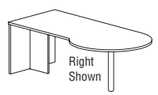 7DWSU	**P-Shape Desk** • Consists of top, end panel, support panel, support column and required hardware • Must be specified as either Right or Left • Must be ganged to adjoining desking; not intended to stand alone • Available 29" high only	30 x 60 x 29"	7D/PD3060	□□□	□	□□	□□□	□□□	106.0#	$ 1561	$ 1911
		30 x 66 x 29"	7D/PD3066	□□□	□	□□	□□□	□□□	115.0#	1625	2086
		30 x 72 x 29"	7D/PD3072	□□□	□	□□	□□□	□□□	121.0#	1666	2119
		36 x 60 x 29"	7D/PD3660	□□□	□	□□	□□□	□□□	121.0#	1914	2144
		36 x 66 x 29"	7D/PD3666	□□□	□	□□	□□□	□□□	128.0#	2039	2431
		36 x 72 x 29"	7D/PD3672	□□□	□	□□	□□□	□□□	138.0#	2042	2431
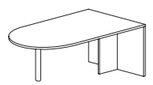 7DWSU	**D-Shape Desk** • Consists of top, end panel, support panel, support column and required hardware • Must be ganged to adjoining desking; not intended to stand alone • Available 29" high only	30 x 60 x 29"	7D/DD3060	□□□		□□	□□□	□□□	102.0#	$ 1481	$ 1776
		30 x 66 x 29"	7D/DD3066	□□□		□□	□□□	□□□	110.0#	1562	1904
		30 x 72 x 29"	7D/DD3072	□□□		□□	□□□	□□□	116.0#	1565	1904
		36 x 60 x 29"	7D/DD3660	□□□		□□	□□□	□□□	118.0#	1615	1975
		36 x 66 x 29"	7D/DD3666	□□□		□□	□□□	□□□	125.0#	1670	2079
		36 x 72 x 29"	7D/DD3672	□□□		□□	□□□	□□□	131.0#	1738	2148
				Ⓐ	Ⓑ	Ⓒ	Ⓓ	Ⓔ	Ⓕ		

HOW TO ORDER

Indicate the following information on order form:
1. Quantity of each item.
2. Model number, including options. See "How To Build a Model Number".
3. Any special service required.

Note: • The □ indicates that a choice is required.
• The absence of the □ indicates that no choice is required.
• Alpha-numeric characters in place of □ indicate that no other alternatives are available.

HOW TO BUILD A MODEL NUMBER

Ⓐ Select basic model.

Ⓑ Select edge style.

74P	- 74P edge
34S	- 3/8" Wood band edge

Ⓒ Select direction.

L	- Left
R	- Right

Ⓓ Select desk color.
Refer to the **Product Color Options** page in this price list.

Ⓔ Select laminate color.
Refer to the **Product Color Options** page in this price list.

Ⓕ Select edge color.
Refer to the **Product Color Options** page in this price list.

INFORMATION

Wood Color Variations
High quality wood table edges and surfaces are characterized by distinctive natural colors and grain colors. Due to natural variations of fine woods, it is impossible to exactly match colors and grains with consistency.

FINISH INFORMATION

Additional Laminate Offering
Additional laminates beyond KI standard offering, are available with two weeks extended leadtime. To specify additional laminates, use these designators followed by the supplier's color/pattern code:

Formica - LF/supplier's color pattern code
Nevamar - LN/supplier's color pattern code
Wilsonart - LW/supplier's color pattern code

KI's standard laminate finish is the supplier's recommended finish for that color/pattern.
Note: Nonstandard laminates from these suppliers (example: textured laminates) require a Product Modification Request.
Contact customer service for details.

SPECIAL SERVICES

Special Carton Marking

With specially marked information	N/C

Shipping
Ships **knocked down, FOB Pembroke, ON K8A 0E1, freight prepaid.** Freight class 70.

Specifications and prices are subject to change without prior notice.

700 Series® Desk
Returns

KI

700 Series® Desk
Returns

	MODEL	D x W x H	MODEL NUMBER: Basic Model	Edge Style Ⓑ	Modesty Panel Ⓒ	Grommets Ⓓ	Desk Color Ⓔ	Laminate Color Ⓕ	Edge Color Ⓖ	Grommet Color Ⓗ	Approx. Packaged Weight	74P Edge (74P)	3/8" Wood Band Edge (34S)
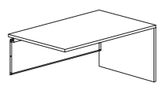 7DWSU	**Returns** • Consists of top, end panel, modesty panel, wire management channel and required hardware • Field changeable Right or Left • Includes level connector • Partial modesty panels are raised off floor 8-3/8" • Wire management access between top and modesty panel • Available in 29" height only	24 x 24 x 29"	7D/R2424	□□□	□	□□	□□	□□□	□□□	□□□	60.0#	$ 878	$ 1245
		24 x 30 x 29"	7D/R2430	□□□	□	□□	□□	□□□	□□□	□□□	66.0#	914	1311
		24 x 36 x 29"	7D/R2436	□□□	□	□□	□□	□□□	□□□	□□□	67.0#	1104	1341
		24 x 42 x 29"	7D/R2442	□□□	□	□□	□□	□□□	□□□	□□□	73.0#	1163	1479
		24 x 48 x 29"	7D/R2448	□□□	□	□□	□□	□□□	□□□	□□□	79.0#	1179	1493
		24 x 54 x 29"	7D/R2454	□□□	□	□□	□□	□□□	□□□	□□□	94.0#	1196	1679
		24 x 60 x 29"	7D/R2460	□□□	□	□□	□□	□□□	□□□	□□□	99.0#	1330	1712
		24 x 66 x 29"	7D/R2466	□□□	□	□□	□□	□□□	□□□	□□□	114.0#	1366	1863
		24 x 72 x 29"	7D/R2472	□□□	□	□□	□□	□□□	□□□	□□□	120.0#	1414	1947
		30 x 36 x 29"	7D/R3036	□□□	□	□□	□□	□□□	□□□	□□□	73.0#	1183	1495
		30 x 42 x 29"	7D/R3042	□□□	□	□□	□□	□□□	□□□	□□□	81.0#	1226	1782
		30 x 48 x 29"	7D/R3048	□□□	□	□□	□□	□□□	□□□	□□□	92.0#	1270	1792
		30 x 54 x 29"	7D/R3054	□□□	□	□□	□□	□□□	□□□	□□□	112.0#	1276	1802
		30 x 60 x 29"	7D/R3060	□□□	□	□□	□□	□□□	□□□	□□□	115.0#	1450	1810

HOW TO ORDER

Indicate the following information on order form:
1. Quantity of each item.
2. Model number, including options. See "How To Build a Model Number".
3. Any special service required.

Note: • The □ indicates that a choice is required.
• The absence of the □ indicates that no choice is required.
• Alpha-numeric characters in place of □ indicate that no other alternatives are available.

HOW TO BUILD A MODEL NUMBER

Ⓐ Select basic model.

Ⓑ Select edge style.

74P	- 74P edge
34S	- 3/8" Wood band edge

Ⓒ Select modesty panel style.

P	- Partial
F	- Full

Ⓓ Select grommet option.

NG	- No grommet
G	- Grommets - left and right; add $85

Ⓔ Select desk color.
Refer to the **Product Color Options** page in this price list.

Ⓕ Select laminate color.
Refer to the **Product Color Options** page in this price list.

Ⓖ Select edge color.
Refer to the **Product Color Options** page in this price list.

Ⓗ Select grommet color.
Refer to the **Product Color Options** page in this price list.

INFORMATION

Wood Color Variations
High quality wood table edges and surfaces are characterized by distinctive natural colors and grain colors. Due to natural variations of fine woods, it is impossible to exactly match colors and grains with consistency.

FINISH INFORMATION

Additional Laminate Offering
Additional laminates beyond KI standard offering, are available with two weeks extended leadtime. To specify additional laminates, use these designators followed by the supplier's color/pattern code:

Formica - LF/supplier's color pattern code
Nevamar - LN/supplier's color pattern code
Wilsonart - LW/supplier's color pattern code

KI's standard laminate finish is the supplier's recommended finish for that color/pattern.
Note: Nonstandard laminates from these suppliers (example: textured laminates) require a Product Modification Request.
Contact customer service for details.

SPECIAL SERVICES

Special Carton Marking

With specially marked information	N/C

Shipping
Ships **knocked down, FOB Pembroke, ON K8A 0E1, freight prepaid.** Freight class 70.

Specifications and prices are subject to change without prior notice.

700 Series® Desk
P-Shape and D-Shape Returns

700 Series® Desk
P-Shape and D-Shape Returns

	MODEL	D x W x H	MODEL NUMBER Basic Model	Edge Style	Dir.	Desk Color	Laminate Color	Edge Color	Approx. Packaged Weight	74P Edge (74P)	3/8" Wood Band Edge (34S)
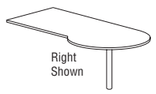 Right Shown 7DWSU	**P-Shape Return** • Consists of top, support column and required hardware • Includes level connector • Must be specified as either Right or Left • Available in 29" high only	24 x 54 x 29"	7D/PR2454	□□□	□	□□	□□□	□□□	82.0#	$ 1027	$ 1726
		24 x 60 x 29"	7D/PR2460	□□□	□	□□	□□□	□□□	66.0#	1034	1819
		24 x 66 x 29"	7D/PR2466	□□□	□	□□	□□□	□□□	74.0#	1113	1947
		24 x 72 x 29"	7D/PR2472	□□□	□	□□	□□□	□□□	82.0#	1120	1975
		30 x 60 x 29"	7D/PR3060	□□□	□	□□	□□□	□□□	85.0#	1424	1782
		30 x 66 x 29"	7D/PR3066	□□□	□	□□	□□□	□□□	94.0#	1459	1913
		30 x 72 x 29"	7D/PR3072	□□□	□	□□	□□□	□□□	100.0#	1497	1955
		36 x 60 x 29"	7D/PR3660	□□□	□	□□	□□□	□□□	100.0#	1593	1819
		36 x 66 x 29"	7D/PR3666	□□□	□	□□	□□□	□□□	107.0#	1834	2225
		36 x 72 x 29"	7D/PR3672	□□□	□	□□	□□□	□□□	114.0#	1835	2225
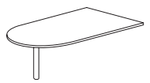 7DWSU	**D-Shape Return** • Consists of top, support column and required hardware • Includes level connector • Available in 29" high only	24 x 36 x 29"	7D/DR2436	□□□		□□	□□□	□□□	38.0#	$ 785	$ 1324
		24 x 42 x 29"	7D/DR2442	□□□		□□	□□□	□□□	44.0#	811	1393
		24 x 48 x 29"	7D/DR2448	□□□		□□	□□□	□□□	50.0#	845	1470
		24 x 54 x 29"	7D/DR2454	□□□		□□	□□□	□□□	56.0#	994	1515
		24 x 60 x 29"	7D/DR2460	□□□		□□	□□□	□□□	62.0#	1220	1545
		24 x 66 x 29"	7D/DR2466	□□□		□□	□□□	□□□	68.0#	1258	1703
		24 x 72 x 29"	7D/DR2472	□□□		□□	□□□	□□□	72.0#	1290	1737
		30 x 48 x 29"	7D/DR3048	□□□		□□	□□□	□□□	70.0#	1222	1610
		30 x 54 x 29"	7D/DR3054	□□□		□□	□□□	□□□	76.0#	1035	1675
		30 x 60 x 29"	7D/DR3060	□□□		□□	□□□	□□□	81.0#	1341	1633
		30 x 66 x 29"	7D/DR3066	□□□		□□	□□□	□□□	89.0#	1393	1733
		30 x 72 x 29"	7D/DR3072	□□□		□□	□□□	□□□	95.0#	1397	1735
		36 x 48 x 29"	7D/DR3648	□□□		□□	□□□	□□□	78.0#	1276	1584
		36 x 54 x 29"	7D/DR3654	□□□		□□	□□□	□□□	86.0#	1146	1837
		36 x 60 x 29"	7D/DR3660	□□□		□□	□□□	□□□	94.0#	1408	1775
		36 x 66 x 29"	7D/DR3666	□□□		□□	□□□	□□□	101.0#	1464	1872
		36 x 72 x 29"	7D/DR3672	□□□		□□	□□□	□□□	107.0#	1466	1872
				Ⓐ	Ⓑ	Ⓒ	Ⓓ	Ⓔ	Ⓕ		

HOW TO ORDER

Indicate the following information on order form:
1. Quantity of each item.
2. Model number, including options. See "How To Build a Model Number".
3. Any special service required.

Note: • The □ indicates that a choice is required.
• The absence of the □ indicates that no choice is required.
• Alpha-numeric characters in place of □ indicate that no other alternatives are available.

HOW TO BUILD A MODEL NUMBER

Ⓐ Select basic model.

Ⓑ Select edge style.

74P	- 74P edge
34S	- 3/8" Wood band edge

Ⓒ Select direction.

L	- Left
R	- Right

Ⓓ Select desk color.
Refer to the **Product Color Options** page in this price list.

Ⓔ Select laminate color.
Refer to the **Product Color Options** page in this price list.

Ⓕ Select edge color.
Refer to the **Product Color Options** page in this price list.

INFORMATION

Wood Color Variations
High quality wood table edges and surfaces are characterized by distinctive natural colors and grain colors. Due to natural variations of fine woods, it is impossible to exactly match colors and grains with consistency.

FINISH INFORMATION

Additional Laminate Offering
Additional laminates beyond KI standard offering, are available with two weeks extended leadtime. To specify additional laminates, use these designators followed by the supplier's color/pattern code:

Formica - LF/supplier's color pattern code
Nevamar - LN/supplier's color pattern code
Wilsonart - LW/supplier's color pattern code

KI's standard laminate finish is the supplier's recommended finish for that color/pattern.
Note: Nonstandard laminates from these suppliers (example: textured laminates) require a Product Modification Request.
Contact customer service for details.

SPECIAL SERVICES

Special Carton Marking

With specially marked information	N/C

Shipping
Ships **knocked down, FOB Pembroke, ON K8A 0E1, freight prepaid.** Freight class 70.

Specifications and prices are subject to change without prior notice.

700 Series® Desk
Corner

KI

700 Series® Desk
Corner

	MODEL	D x W x H	MODEL NUMBER: Basic Model	Edge Style	Modesty Panel	Grommets	Desk Color	Laminate Color	Edge Color	Grommet Color	Approx. Packaged Weight	74P Edge (74P)	3/8" Wood Band Edge (34S)
 7DWSU	**Corner** • Consists of top, two end panels, two modesty panels and required hardware • Full modesty panels extend to floor, partial modesty panels are raised off floor 8-3/8" • Wire management access between top and modesty panel • Includes end panel grommets for wire pass-through • Includes a center grommet • Available in 29" high only	24 x 36 x 29"	7D/CU2436	□□□	□	G	□□	□□□	□□□	□□□	86.0#	$ 1522	$ 1811
		24 x 42 x 29"	7D/CU2442	□□□	□	G	□□	□□□	□□□	□□□	103.0#	1588	2025
		30 x 42 x 29"	7D/CU3042	□□□	□	G	□□	□□□	□□□	□□□	193.0#	1609	2040
		30 x 48 x 29"	7D/CU3048	□□□	□	G	□□	□□□	□□□	□□□	227.0#	1658	2095
			Ⓐ	Ⓑ	Ⓒ	Ⓓ	Ⓔ	Ⓕ	Ⓖ	Ⓗ			

HOW TO ORDER

Indicate the following information on order form:
1. Quantity of each item.
2. Model number, including options. See "How To Build a Model Number".
3. Any special service required.

Note: • The □ indicates that a choice is required.
• The absence of the □ indicates that no choice is required.
• Alpha-numeric characters in place of □ indicate that no other alternatives are available.

HOW TO BUILD A MODEL NUMBER

Ⓐ Select basic model.

Ⓑ Select edge style.
74P - 74P edge
34S - 3/8" Wood band edge

Ⓒ Select modesty panel style.
F - Full
P - Partial

Ⓓ Select grommet option.
G - Grommets - center
Center grommet and end panel grommets included.

Ⓔ Select desk color.
Refer to the **Product Color Options** page in this price list.

Ⓕ Select laminate color.
Refer to the **Product Color Options** page in this price list.

Ⓖ Select edge color.
Refer to the **Product Color Options** page in this price list.

Ⓗ Select grommet color.
Refer to the **Product Color Options** page in this price list.

INFORMATION

Wood Color Variations
High quality wood table edges and surfaces are characterized by distinctive natural colors and grain colors. Due to natural variations of fine woods, it is impossible to exactly match colors and grains with consistency.

FINISH INFORMATION

Additional Laminate Offering
Additional laminates beyond KI standard offering, are available with two weeks extended leadtime. To specify additional laminates, use these designators followed by the supplier's color/pattern code:

Formica - LF/supplier's color pattern code
Nevamar - LN/supplier's color pattern code
Wilsonart - LW/supplier's color pattern code

KI's standard laminate finish is the supplier's recommended finish for that color/pattern.
Note: Nonstandard laminates from these suppliers (example: textured laminates) require a Product Modification Request.
Contact customer service for details.

SPECIAL SERVICES

Special Carton Marking

With specially marked information	N/C

Shipping
Ships **knocked down, FOB Pembroke, ON K8A 0E1, freight prepaid.** Freight class 70.

Specifications and prices are subject to change without prior notice.

700 Series® Desk
Bridges

700 Series® Desk
Bridges

	MODEL	D x W x H	MODEL NUMBER: Basic Model	Edge Style (A)	Modesty Panel (B)	Grommets (C)	Desk Color (D)	Laminate Color (E)	Edge Color (F)	Grommet Color (G)	Approx. Packaged Weight	74P Edge (74P)	3/8" Wood Band Edge (34S)
 7DWSU	**Bridges** • Consists of top, modesty panel, wire management channel and required hardware • Includes two level connectors • Full modesty panels extend to the floor, partial modesty panels are raised off floor 8-3/8" • Wire management access between top and modesty panel • Available in 29" height only	20 x 36 x 29"	7D/B2036	□□□	□	□□	□□	□□□	□□□	□□□	51.0#	$ 1017	$ 1258
		20 x 42 x 29"	7D/B2042	□□□	□	□□	□□	□□□	□□□	□□□	57.0#	1078	1394
		20 x 48 x 29"	7D/B2048	□□□	□	□□	□□	□□□	□□□	□□□	63.0#	1111	1406
		24 x 36 x 29"	7D/B2436	□□□	□	□□	□□	□□□	□□□	□□□	56.0#	1017	1258
		24 x 42 x 29"	7D/B2442	□□□	□	□□	□□	□□□	□□□	□□□	63.0#	1078	1394
		24 x 48 x 29"	7D/B2448	□□□	□	□□	□□	□□□	□□□	□□□	70.0#	1111	1406
		24 x 54 x 29"	7D/B2454	□□□	□	□□	□□	□□□	□□□	□□□	80.0#	1043	1577
		24 x 60 x 29"	7D/B2460	□□□	□	□□	□□	□□□	□□□	□□□	86.0#	1180	1695
		24 x 66 x 29"	7D/B2466	□□□	□	□□	□□	□□□	□□□	□□□	92.0#	1313	1813
		24 x 72 x 29"	7D/B2472	□□□	□	□□	□□	□□□	□□□	□□□	98.0#	1359	1894
				Ⓐ	Ⓑ	Ⓒ	Ⓓ	Ⓔ	Ⓕ	Ⓖ	Ⓗ		

HOW TO ORDER

Indicate the following information on order form:
1. Quantity of each item.
2. Model number, including options. See "How To Build a Model Number".
3. Any special service required.

Note: • The □ indicates that a choice is required.
• The absence of the □ indicates that no choice is required.
• Alpha-numeric characters in place of □ indicate that no other alternatives are available.

HOW TO BUILD A MODEL NUMBER

Ⓐ Select basic model.

Ⓑ Select edge style.

74P	- 74P edge
34S	- 3/8" Wood band edge

Ⓒ Select modesty panel style.

P	- Partial
F	- Full

Ⓓ Select grommet option.

NG	- No grommet
G	- Grommets - left and right; add $85

Ⓔ Select desk color.
Refer to the **Product Color Options** page in this price list.

Ⓕ Select laminate color.
Refer to the **Product Color Options** page in this price list.

Ⓖ Select edge color.
Refer to the **Product Color Options** page in this price list.

Ⓗ Select grommet color.
Refer to the **Product Color Options** page in this price list.

INFORMATION

Wood Color Variations
High quality wood table edges and surfaces are characterized by distinctive natural colors and grain colors. Due to natural variations of fine woods, it is impossible to exactly match colors and grains with consistency.

FINISH INFORMATION

Additional Laminate Offering
Additional laminates beyond KI standard offering, are available with two weeks extended leadtime. To specify additional laminates, use these designators followed by the supplier's color/pattern code:

Formica - LF/supplier's color pattern code
Nevamar - LN/supplier's color pattern code
Wilsonart - LW/supplier's color pattern code

KI's standard laminate finish is the supplier's recommended finish for that color/pattern.
Note: Nonstandard laminates from these suppliers (example: textured laminates) require a Product Modification Request.
Contact customer service for details.

SPECIAL SERVICES

Special Carton Marking

With specially marked information	N/C

Shipping
Ships **knocked down, FOB Pembroke, ON K8A 0E1, freight prepaid.** Freight class 70.

Specifications and prices are subject to change without prior notice.

700 Series® Desk
Credenzas

KI

700 Series® Desk
Credenzas

	MODEL	D x W x H	MODEL NUMBER: Basic Model	Edge Style	Modesty Panel	Desk Color	Laminate Color	Edge Color	Approx. Packaged Weight	74P Edge (74P)	3/8" Wood Band Edge (34S)
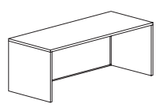 7DWSU	**Credenza Shell** • Consists of top, two end panels, modesty panel and required hardware • Full modesty panels extend to floor, partial modesty panels are raised off floor 8-3/8" • Pedestals to be specified separately • 62" allows for bank of four pedestals, two 30" credenza laterals or a combination of both	20 x 62 x 29"	7D/CS2062	□□□	□	□□	□□□	□□□	106.0#	$ 1422	$ 1824
		24 x 48 x 29"	7D/CS2448	□□□	□	□□	□□□	□□□	96.0#	1275	1566
		24 x 60 x 29"	7D/CS2460	□□□	□	□□	□□□	□□□	113.0#	1387	1737
		24 x 62 x 29"	7D/CS2462	□□□	□	□□	□□□	□□□	118.0#	1432	1848
		24 x 66 x 29"	7D/CS2466	□□□	□	□□	□□□	□□□	122.0#	1459	1918
		24 x 72 x 29"	7D/CS2472	□□□	□	□□	□□□	□□□	129.0#	1501	1931
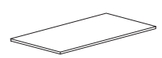 7TOPU	**Credenza Top** • Consists of top only, predrilled to accept up to four worksurface supporting pedestals, two 30" credenza laterals or a combination of both	20 x 60"	7D/CT2060	□□□			□□□	□□□	55.0#	$ 831	$ 1234
		24 x 60"	7D/CT2460	□□□			□□□	□□□	63.0#	838	1253
			Ⓐ	Ⓑ	Ⓒ	Ⓓ	Ⓔ	Ⓕ			

HOW TO ORDER

Indicate the following information on order form:
1. Quantity of each item.
2. Model number, including options. See "How To Build a Model Number".
3. Any special service required.

Note: • The □ indicates that a choice is required.
- The absence of the □ indicates that no choice is required.
- Alpha-numeric characters in place of □ indicate that no other alternatives are available.

HOW TO BUILD A MODEL NUMBER

Ⓐ Select basic model.

Ⓑ Select edge style.

74P	- 74P edge
34S	- 3/8" Wood band edge

Ⓒ Select modesty panel style.

F	- Full
P	- Partial

Ⓓ Select desk color.
Refer to the **Product Color Options** page in this price list.

Ⓔ Select laminate color.
Refer to the **Product Color Options** page in this price list.

Ⓕ Select edge color.
Refer to the **Product Color Options** page in this price list.

INFORMATION

Wood Color Variations
High quality wood table edges and surfaces are characterized by distinctive natural colors and grain colors. Due to natural variations of fine woods, it is impossible to exactly match colors and grains with consistency.

FINISH INFORMATION

Additional Laminate Offering
Additional laminates beyond KI standard offering, are available with two weeks extended leadtime. To specify additional laminates, use these designators followed by the supplier's color/pattern code:

Formica - LF/supplier's color pattern code
Nevamar - LN/supplier's color pattern code
Wilsonart - LW/supplier's color pattern code

KI's standard laminate finish is the supplier's recommended finish for that color/pattern.
Note: Nonstandard laminates from these suppliers (example: textured laminates) require a Product Modification Request.
Contact customer service for details.

SPECIAL SERVICES

Special Carton Marking

With specially marked information	N/C

Shipping
Ships **knocked down, FOB Pembroke, ON K8A 0E1, freight prepaid.** Freight class 70.

Specifications and prices are subject to change without prior notice.

700 Series® Desk
Overhead Storage

700 Series® Desk
Overhead Storage

	MODEL	W x D x H	MODEL NUMBER Basic Model	Enamel Color	Assembly	Lock Option	Lock Color	Approx. Packaged Weight	Delivered Pricing
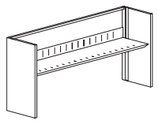 7DOSU	**Open Overhead - Steel** • For use on rectangular worksurfaces • Clearance between overhead and worksurface is 19" to underside of shelf • Formed steel wire management in end panels for cord access • Overhead will accommodate task lights • Ships unassembled	30 x 14 x 36"	7D/OSS30	☐☐				51.0#	$ 668
		36 x 14 x 36"	7D/OSS36	☐☐				55.0#	693
		42 x 14 x 36"	7D/OSS42	☐☐				59.0#	724
		48 x 14 x 36"	7D/OSS48	☐☐				64.0#	751
		54 x 14 x 36"	7D/OSS54	☐☐				64.0#	846
		60 x 14 x 36"	7D/OSS60	☐☐				75.0#	806
		66 x 14 x 36"	7D/OSS66	☐☐				78.0#	834
		72 x 14 x 36"	7D/OSS72	☐☐				80.0#	861
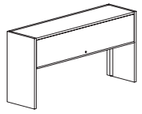 7DOSU	**Closed Overhead (one door) - Steel** • For use on rectangular worksurface • Clearance between overhead and worksurfaces is 19" to underside of shelf • Formed steel wire management in end panels for cord access • Doors recede inside overhead on rack and pinion system • Overhead will accommodate task lights	30 x 14 x 36"	7D/OSD30/S	☐☐	☐☐☐	☐☐☐	☐☐☐	66.0#	$ 1113
		36 x 14 x 36"	7D/OSD36/S	☐☐	☐☐☐	☐☐☐	☐☐☐	74.0#	1140
		42 x 14 x 36"	7D/OSD42/S	☐☐	☐☐☐	☐☐☐	☐☐☐	81.0#	1167
		48 x 14 x 36"	7D/OSD48/S	☐☐	☐☐☐	☐☐☐	☐☐☐	89.0#	1197
		54 x 14 x 36"	7D/OSD54/S	☐☐	☐☐☐	☐☐☐	☐☐☐	89.0#	1283
		60 x 14 x 36"	7D/OSD60/S	☐☐	☐☐☐	☐☐☐	☐☐☐	105.0#	1323
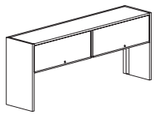 7DOSU	**Closed Overhead (two doors) - Steel** • For use on rectangular worksurfaces • Clearance between overhead and worksurfaces is 19" to underside of shelf • Formed steel wire management in end panels for cord access • Two doors recede inside overhead on rack and pinion system • Overhead will accomodate task lights	66 x 14 x 36"	7D/OSD66/S	☐☐	☐☐☐	☐☐☐	☐☐☐	117.0#	$ 1607
		72 x 14 x 36"	7D/OSD72/S	☐☐	☐☐☐	☐☐☐	☐☐☐	123.0#	1632

Ⓐ Ⓑ Ⓒ Ⓓ Ⓔ

HOW TO ORDER

Indicate the following information on order form:
1. Quantity of each item.
2. Model number, including options. See "How To Build a Model Number".
3. Any special service required.

Note: • The ☐ indicates that a choice is required.
- The absence of the ☐ indicates that no choice is required.
- Alpha-numeric characters in place of ☐ indicate that no other alternatives are available.

HOW TO BUILD A MODEL NUMBER

Ⓐ Select basic model.

Ⓑ Select enamel color.
Refer to the **Product Color Options** page in this price list.

Ⓒ Select assembly option.

UAS	- Unassembled
WAS	- Assembled; add $177

Ⓓ Select lock option.

KS	- Key standard
NLC	- No lock core
KA	- Key alike

Ⓔ Select lock color.
Refer to the **Product Color Options** page in this price list.

SPECIAL SERVICES

Special Carton Marking

With specially marked information	N/C

Shipping

Ships **knocked down, FOB Pembroke, ON K8A 0E1, freight prepaid.** Freight class 70.

Specifications and prices are subject to change without prior notice.

700 Series® Desk
Overhead Storage

700 Series® Desk
Overhead Storage

	MODEL	W x D x H	MODEL NUMBER: Basic Model	Fabric Color	Enamel Color	Assembly	Lock Option	Lock Color	Approx. Packaged Weight	Delivered Pricing Fabric Grade 1 & C.O.M.	Delivered Pricing Fabric Grade 2	Delivered Pricing Fabric Grade 3 & Pallas Vertical Fabric Grade PV	Delivered Pricing Pallas Vertical Fabric Grade PV1	Delivered Pricing Pallas Vertical Fabric Grade PV2
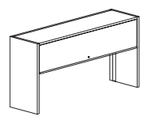 7DOSU	**Closed Overhead (one door) - Fabric** • For use on rectangular worksurface • Clearance between overhead and work-surfaces is 19" to underside of shelf • Formed steel wire management in end panels for cord access • Doors recede inside overhead on rack and pinion system • Overhead will accommodate task lights	30 x 14 x 36"	7D/OSD30/F	□□□□□	□□	□□□	□□□	□□□	66.0#	$ 1355	$ 1397	$ 1423	$ 1493	$ 1559
		36 x 14 x 36"	7D/OSD36/F	□□□□□	□□	□□□	□□□	□□□	74.0#	1385	1426	1454	1523	1561
		42 x 14 x 36"	7D/OSD42/F	□□□□□	□□	□□□	□□□	□□□	81.0#	1422	1464	1493	1565	1634
		48 x 14 x 36"	7D/OSD48/F	□□□□□	□□	□□□	□□□	□□□	89.0#	1446	1490	1520	1589	1663
		54 x 14 x 36"	7D/OSD54/F	□□□□□	□□	□□□	□□□	□□□	89.0#	1537	1545	1576	1681	1692
		60 x 14 x 36"	7D/OSD60/F	□□□□□	□□	□□□	□□□	□□□	105.0#	1545	1570	1599	1702	1750
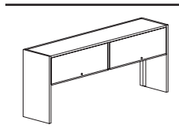 7DOSU	**Closed Overhead (two doors) - Fabric** • For use on rectangular worksurfaces • Clearance between overhead and work-surfaces is 19" to underside of shelf • Formed steel wire management in end panels for cord access • Two doors recede inside overhead on rack and pinion system • Overhead will accommodate task lights	66 x 14 x 36"	7D/OSD66/F	□□□□□	□□	□□□	□□□	□□□	117.0#	$ 1874	$ 1930	$ 1968	$ 2063	$ 2156
		72 x 14 x 36"	7D/OSD72/F	□□□□□	□□	□□□	□□□	□□□	123.0#	1931	1989	2028	2124	2225
			Ⓐ	Ⓑ	Ⓒ	Ⓓ	Ⓔ	Ⓕ						

HOW TO ORDER

Indicate the following information on order form:
1. Quantity of each item.
2. Model number, including options. See "How To Build a Model Number".
3. Any special service required.

Note: • The □ indicates that a choice is required.
- The absence of the □ indicates that no choice is required.
- Alpha-numeric characters in place of □ indicate that no other alternatives are available.

HOW TO BUILD A MODEL NUMBER

Ⓐ Select basic model.

Ⓑ Select fabric.
Refer to **ki.com/fabrics**

Ⓒ Select enamel color.
Refer to the **Product Color Options** page in this price list.

Ⓓ Select assembly option.

UAS	- Unassembled
WAS	- Assembled; add $177

Ⓔ Select lock option.

KA	- Key alike
KS	- Key standard
NLC	- No lock core

Ⓕ Select lock color.
Refer to the **Product Color Options** page in this price list.

SPECIAL SERVICES

Special Carton Marking

With specially marked information	N/C

Shipping
Ships **knocked down, FOB Pembroke, ON K8A 0E1, freight prepaid.** Freight class 70.

Specifications and prices are subject to change without prior notice.

700 Series® Desk
Accessories

700 Series® Desk
Accessories

	MODEL	Features	W x D x H	MODEL NUMBER Basic Model	Enamel Color	Lock Option	Approx. Packaged Weight	Delivered Pricing
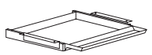	**Center Drawer** • Mounts beneath any worksurface at least 24" deep • CDL model includes lock • Hardware included		18 x 20-1/2 x 2-3/4"	7D/18CD	□□		13.0#	$ 228
			18 x 20-1/2 x 2-3/4"	7D/18CDL	□□	□□□	13.0#	284
7DACU								
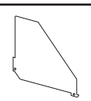	**Plate Dividers** • Sold in package of three			7D/OSPD	□□		6.0#	$ 70
7DACU								
HRDPT	**P-Series Keys** • Double bit design • Range of 200 different core/key numbers available • Must specify lock number(s) requested when ordering cut key or lock core/key sets	Lock Core/2 Key Set - Black		2.KP20522			0.4#	$ 15
		Lock Core/2 Key Set - Satin Chrome		2.KP20522.SC			0.4#	15
		Master Key		2.KP20550			0.2#	11
		Extractor Key		2.KP20551			0.2#	11
		Blank Key		2.KP20552			0.2#	3
		Cut Key		2.KP20557			0.2#	4
				Ⓐ	Ⓑ	Ⓒ		

HOW TO ORDER

Indicate the following information on order form:
1. Quantity of each item.
2. Model number, including options. See "How To Build a Model Number".
3. Any special service required.

Note: • The □ indicates that a choice is required.
- The absence of the □ indicates that no choice is required.
- Alpha-numeric characters in place of □ indicate that no other alternatives are available.

HOW TO BUILD A MODEL NUMBER

Ⓐ Select basic model.

Ⓑ Select enamel color.
Refer to the **Product Color Options** page in this price list.

Ⓒ Select lock option.

KA	- Key alike
KS	- Key standard
NLC	- No lock core

SPECIAL SERVICES

Special Carton Marking

With specially marked information	N/C

Shipping

Ships **knocked down, FOB Pembroke, ON K8A 0E1, freight prepaid.** Freight class 70.

Specifications and prices are subject to change without prior notice.

700 Series® Desk
Accessories

	MODEL	W	MODEL NUMBER Basic Model	Approx. Packaged Weight	Delivered Pricing
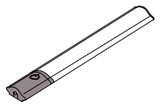 HRDPT	**Single Unit - Overhead LED Task Light** • Attaches to the bottom of overhead storage cabinets or shelving • Task lights are specified by the cabinet width to which they are attached. See "INFORMATION" at bottom of price list page for sizing chart. • Slim profile mounts effortlesly via magnets or screw-in bracket • Attachment hardware included • Touch and hold dimmability with last-state memory • Silver anodized aluminum body/black plastic end caps • 9' power supply • Includes 2 cord managers	12"	LEDTK.12.SGL.GN	1.2#	$ 147
		17"	LEDTK.17.SGL.GN	1.6#	188
		31"	LEDTK.31.SGL.GN	2.1#	230
		44"	LEDTK.44.SGL.GN	2.3#	264
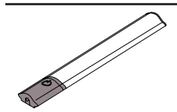 HRDPT	**Starter Unit - Overhead LED Task Light** • Attaches to the bottom of overhead storage cabinets or shelving • Task lights are specified by the cabinet width to which they are attached. See "INFORMATION" below for sizing chart. • Slim profile mounts effortlesly via magnets or screw-in bracket • Attachment hardware included • Touch and hold dimmability with last-state memory • Silver anodized aluminum body/black plastic end caps • Daisy chain with Adder units • 11' power supply • Includes 2 cord managers • Refer to Interlinking Combination table below for optimal performance of daisy chained fixtures	12"	LEDTK.12.DCP.GN	1.2#	$ 192
		17"	LEDTK.17.DCP.GN	1.6#	240
		31"	LEDTK.31.DCP.GN	2.1#	283
		44"	LEDTK.44.DCP.GN	2.3#	321

Ⓐ

HOW TO ORDER

Indicate the following information on order form:
1. Quantity of each item.
2. Model number, including options. See "How To Build a Model Number".
3. Any special service required.

Note: • The ☐ indicates that a choice is required.
- The absence of the ☐ indicates that no choice is required.
- Alpha-numeric characters in place of ☐ indicate that no other alternatives are available.

HOW TO BUILD A MODEL NUMBER

Ⓐ Select basic model.

INFORMATION

LED TASK LIGHT CABINET WIDTH

Cabinet Width	Light Width
24"	12" or 17"
30"	17"
36"	17"
42"	31"
48"	31"
54"	44"
60"	44"
66"	44"
72"	44"

INTERLOCKING SPECIFICATIONS

INTERLINKING COMBINATIONS (DAISY CHAIN)

# of 12"	# of 17"	# of 31"	# of 44"
6	0	0	0
5	1	0	0
5	0	0	0
4	2	0	0
4	1	0	0
4	0	1	0
4	0	0	0
3	2	0	0
3	1	1	0
3	1	0	0
3	0	1	0
3	0	0	1
3	0	0	0
2	3	0	0
2	2	1	0
2	1	1	0
2	0	2	0
2	0	0	1

INTERLOCKING SPECIFICATIONS

INTERLINKING COMBINATIONS (cont.) (DAISY CHAIN)

# of 12"	# of 17"	# of 31"	# of 44"
1	4	0	0
1	3	0	0
1	2	1	0
1	2	0	1
1	1	1	0
1	1	0	1
0	4	0	0
0	3	1	0
0	3	0	0
0	2	1	0
0	2	0	1
0	1	2	0
0	1	1	1
0	1	0	1
0	0	3	0
0	0	2	0
0	0	1	1
0	0	0	2

SPECIAL SERVICES

Special Carton Marking

With specially marked information N/C

Shipping

Ships **knocked down, FOB Manitowoc, WI 54220, freight prepaid.** Freight class 70.

Specifications and prices are subject to change without prior notice.

700 Series® Desk
Accessories

	MODEL	W	MODEL NUMBER Basic Model	Approx. Packaged Weight	Delivered Pricing
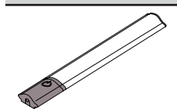 HRDPT	**Adder Unit - Overhead LED Task Light** • Attaches to the bottom of overhead storage cabinets or shelving • Task lights are specified by the cabinet width to which they are attached. See "INFORMATION" below for sizing chart. • Slim profile mounts effortlesly via magnets or screw-in bracket • Attachment hardware included • Touch and hold dimmability with last-state memory • Silver anodized aluminum body/black plastic end caps • Daisy chain with Starter units • 18' jumper cord and connect to starter unit • Includes 2 cord managers • Does not inlcude power supply; must purchase starter unit with power supply • Controlled by the on/off/dimmer of the starter unit • Refer to Interlinking Combination table below for optimal performance of daisy chained fixtures	12" 17" 31" 44"	LEDTK.12.DCA.GN LEDTK.17.DCA.GN LEDTK.31.DCA.GN LEDTK.44.DCA.GN	1.2# 1.6# 2.1# 2.3#	$ 95 109 152 188
			Ⓐ		

HOW TO ORDER

Indicate the following information on order form:
1. Quantity of each item.
2. Model number, including options. See "How To Build a Model Number".
3. Any special service required.

Note: • The ☐ indicates that a choice is required.
- The absence of the ☐ indicates that no choice is required.
- Alpha-numeric characters in place of ☐ indicate that no other alternatives are available.

HOW TO BUILD A MODEL NUMBER

Ⓐ Select basic model.

INFORMATION

LED TASK LIGHT CABINET WIDTH

Cabinet Width	Light Width
24"	12" or 17"
30"	17"
36"	17"
42"	31"
48"	31"
54"	44"
60"	44"
66"	44"
72"	44"

INTERLOCKING SPECIFICATIONS

INTERLINKING COMBINATIONS (DAISY CHAIN)

# of 12"	# of 17"	# of 31"	# of 44"
6	0	0	0
5	1	0	0
5	0	0	0
4	2	0	0
4	1	0	0
4	0	1	0
4	0	0	0
3	2	0	0
3	1	1	0
3	1	0	0
3	0	1	0
3	0	0	1
3	0	0	0
2	3	0	0
2	2	1	0
2	1	1	0
2	0	2	0
2	0	0	1

INTERLOCKING SPECIFICATIONS

INTERLINKING COMBINATIONS (cont.) (DAISY CHAIN)

# of 12"	# of 17"	# of 31"	# of 44"
1	4	0	0
1	3	0	0
1	2	1	0
1	2	0	1
1	1	1	0
1	1	0	1
0	4	0	0
0	3	1	0
0	3	0	0
0	2	1	0
0	2	0	1
0	1	2	0
0	1	1	1
0	1	0	1
0	0	3	0
0	0	2	0
0	0	1	1
0	0	0	2

SPECIAL SERVICES

Special Carton Marking

With specially marked information N/C

Shipping

Ships **knocked down, FOB Manitowoc, WI 54220, freight prepaid.** Freight class 70.

Specifications and prices are subject to change without prior notice.

700 Series® Pedestals
Mobile and Freestanding

700 Series® Pedestals
Mobile and Freestanding

	MODEL	Features	W x D x H	MODEL NUMBER: Basic Model	Pull Option	Unit Color	Optional Counter-balance Weight	Lock Option	Lock Color	Approx. Packaged Weight	Delivered Pricing	Counter-balance Weight add to list price
 S7PDU	**Pedestal - BFTP** • Top surface of pedestal has black, four compartment pencil tray and black recessed pull • 6" box drawer with partition • 12" file drawer with partition • Anti-tip caster travels with file drawer • Counterbalance weight not required • Only use 21-5/8" D peds with 30" D desks	Mobile	15 x 21-5/8 x 21-3/4"	S7P/1524MBFTP	□□□	□□		□□	□□	79.0#	$ 1111	N/A
 S7PDU	**Pedestal - BF** • One 6" box drawer, one 12" file drawer with hanging folder partition • 5th wheel in lieu of counterbalance weight • Only use 21-5/8" D peds with 30" D desks	Mobile	15 x 21-5/8 x 21-3/4"	S7P/1520MBF	□□□	□□		□□	□□	79.0#	$ 967	N/A
		Mobile	15 x 21-5/8 x 21-3/4"	S7P/1524MBF	□□□	□□		□□	□□	90.0#	1111	N/A
		Mobile	15 x 27-5/8 x 21-3/4"	S7P/1530MBF	□□□	□□		□□	□□	93.0#	1111	N/A
 S7PDU	**Pedestal - BBB** • Three 6" box drawers • 5th wheel in lieu of counterbalance weight • Only use 21-5/8" D peds with 30" D desks	Mobile	15 x 17-5/8 x 21-3/4"	S7P/1520MBBB	□□□	□□		□□	□□	83.0#	$ 1111	N/A
		Mobile	15 x 21-5/8 x 21-3/4"	S7P/1524MBBB	□□□	□□		□□	□□	92.0#	1078	N/A
		Mobile	15 x 27-5/8 x 21-3/4"	S7P/1530MBBB	□□□	□□		□□	□□	95.0#	1078	N/A
 S7PDU	**Pedestal - PBF** • One 3" pencil drawer; one 6" box drawer; one 12" file drawer with hanging folder partition • Mobile units include 5th wheel in lieu of counterbalance weight • Counterbalance weight recommended when freestanding unit is not under worksurface • Only use 21-5/8" D peds with 30" D desks • A freestanding pedestal will have a minimal gap between the top of the pedestal and the underside of the worksurface or desk it may be placed under	Freestanding	15 x 17-5/8 x 22-3/8"	S7P/1520FPBF	□□□	□□	□□□	□□	□□	53.0#	$ 1015	$ 232
		Mobile	15 x 17-5/8 x 24-11/16"	S7P/1520MPBF	□□□	□□		□□	□□	89.0#	1212	N/A
		Freestanding	15 x 21-5/8 x 22-3/8"	S7P/1524FPBF	□□□	□□	□□□	□□	□□	55.0#	1070	198
		Mobile	15 x 21-5/8 x 24-11/16"	S7P/1524MPBF	□□□	□□		□□	□□	90.0#	1154	N/A
		Freestanding	15 x 27-5/8 x 22-3/8"	S7P/1530FPBF	□□□	□□	□□□	□□	□□	75.0#	1140	113
		Mobile	15 x 27-5/8 x 24-11/16"	S7P/1530MPBF	□□□	□□		□□	□□	95.0#	1226	N/A
				Ⓐ	Ⓑ	Ⓒ	Ⓓ	Ⓔ	Ⓕ			

HOW TO ORDER

Indicate the following information on order form:
1. Quantity of each item.
2. Model number, including options. See "How To Build a Model Number".
3. Any special service required.

Note: • The □ indicates that a choice is required.
• The absence of the □ indicates that no choice is required.
• Alpha-numeric characters in place of □ indicate that no other alternatives are available.

HOW TO BUILD A MODEL NUMBER

Ⓐ Select basic model.

Ⓑ Select pull option.

ALBT	- Aluminum bow tie pull
ALMT	- Aluminum metric pull
ARCN	- Arc nickel pull
CLSC	- Classic (inset pull)
CZP	- Connection Zone pull
NKBT	- Nickel bow tie pull
RETN	- Retro nickel pull

Ⓒ Select unit and drawer color.
Refer to the **Product Color Options** page in this price list.

Ⓓ Select counterbalance weight.

CBW	- With Counterbalance
NOCBW	- No Counterbalance

See pricing column for counterbalance weight upcharge.

Ⓔ Select lock option.

KA	- Key alike
KS	- Key standard
NLC	- No lock core

Ⓕ Select lock color.
Refer to the **Product Color Options** page in this price list.

Pedestal Sizing Chart
(maximum sizes recommended)

Desking Series	Workstation Depth 20"	24"	30"	36"
WorkZone	N/A	21 5/8"	27 5/8"	N/A
WorkZone	N/A	N/A	17 5/8"	N/A
700 Series with grommets	N/A	17 5/8"	21 5/8"	21 5/8"
700 Series w/o grommets	17 5/8"	21 5/8"	27 5/8"	27 5/8"
True	N/A	17 5/8"	21 5/8"	N/A

Choose a pedestal whose depth is no longer than the dimension shown.

Note: If the next largest size freestanding or mobile pedestal are specified under a WorkZone desk with modesty panel, the pedestal will stick out 1" from the front edge of the worksurface. Do not specify larger sized hanging pedestal under WorkZone desks.

INFORMATION

Height
All freestanding pedestals include 1/4" allowance for glides in recessed position. Mobile pedestals include 2-5/16" allowance for casters.

Accessories
See accessory section for accessories that can be ordered separately.

Weights
Figures provided are approximate and reflect packaged product without additional accessories.

SPECIAL SERVICES

Special Carton Marking

With specially marked information	N/C

Shipping
Ships **assembled, FOB Pembroke, ON K8A 0E1, freight prepaid.** Freight class 70.

Specifications and prices are subject to change without prior notice.

700 Series® Pedestals
Mobile and Freestanding

700 Series® Pedestals
Mobile and Freestanding

	MODEL	Features	W x D x H	MODEL NUMBER: Basic Model	Pull Option (A)	Unit Color (B)	Optional Counterbalance Weight (C)	Lock Option (D)	Lock Color (E)	Approx. Packaged Weight	Delivered Pricing	Counterbalance Weight add to list price
 S7PDU	**Pedestal - FF** • Two 12" file drawers with hanging folder partitions • Counterbalance weight: included in mobile unit; recommended when freestanding unit is not under worksurface • Only use 21-5/8" D peds with 30" D desks • A freestanding pedestal will have a minimal gap between the top of the pedestal and the underside of the worksurface or desk it may be placed under	Freestanding	15 x 17-5/8 x 25-5/16"	S7P/1520FFF	□□□	□□	□□□	□□	□□	55.0#	$ 928	$ 232
		Mobile	15 x 17-5/8 x 27-5/8"	S7P/1520MFF	□□□	□□		□□	□□	93.0#	1029	N/A
		Freestanding	15 x 21-5/8 x 25-5/16"	S7P/1524FFF	□□□	□□	□□□	□□	□□	55.0#	975	198
		Mobile	15 x 21-5/8 x 27-5/8"	S7P/1524MFF	□□□	□□		□□	□□	90.0#	1068	N/A
		Freestanding	15 x 27-5/8 x 25-5/16"	S7P/1530FFF	□□□	□□	□□□	□□	□□	75.0#	1038	113
		Mobile	15 x 27-5/8 x 27-5/8"	S7P/1530MFF	□□□	□□		□□	□□	95.0#	1125	N/A
 S7PDU	**Pedestal - BBF** • Two 6" box drawers; one 12" file drawer with hanging folder partition • Counterbalance weight: included in mobile unit; recommended when freestanding unit is not under worksurface • Only use 21-5/8" D peds with 30" D desks • A freestanding pedestal will have a minimal gap between the top of the pedestal and the underside of the worksurface or desk it may be placed under	Freestanding	15 x 17-5/8 x 25-5/16"	S7P/1520FBBF	□□□	□□	□□□	□□	□□	57.0#	$ 975	$ 232
		Mobile	15 x 17-5/8 x 27-5/8"	S7P/1520MBBF	□□□	□□		□□	□□	93.0#	1120	N/A
		Freestanding	15 x 21-5/8 x 25-5/16"	S7P/1524FBBF	□□□	□□	□□□	□□	□□	60.0#	1029	198
		Mobile	15 x 21-5/8 x 27-5/8"	S7P/1524MBBF	□□□	□□		□□	□□	95.0#	1181	N/A
		Freestanding	15 x 27-5/8 x 25-5/16"	S7P/1530FBBF	□□□	□□	□□□	□□	□□	80.0#	1162	113
		Mobile	15 x 27-5/8 x 27-5/8"	S7P/1530MBBF	□□□	□□		□□	□□	100.0#	1229	N/A

Ⓐ Ⓑ Ⓒ Ⓓ Ⓔ Ⓕ

HOW TO ORDER

Indicate the following information on order form:
1. Quantity of each item.
2. Model number, including options. See "How To Build a Model Number".
3. Any special service required.

Note: • The □ indicates that a choice is required.
- The absence of the □ indicates that no choice is required.
- Alpha-numeric characters in place of □ indicate that no other alternatives are available.

HOW TO BUILD A MODEL NUMBER

Ⓐ Select basic model.

Ⓑ Select pull option.

ALBT	- Aluminum bow tie pull
ALMT	- Aluminum metric pull
ARCN	- Arc nickel pull
CLSC	- Classic (inset pull)
CZP	- Connection Zone pull
NKBT	- Nickel bow tie pull
RETN	- Retro nickel pull

Ⓒ Select unit and drawer color.
Refer to the **Product Color Options** page in this price list.

Ⓓ Select counterbalance weight.

CBW	- With Counterbalance
NOCBW	- No Counterbalance

See pricing column for counterbalance weight upcharge.

Ⓔ Select lock option.

KA	- Key alike
KS	- Key standard
NLC	- No lock core

Ⓕ Select lock color.
Refer to the **Product Color Options** page in this price list.

Pedestal Sizing Chart
(maximum sizes recommended)

Desking Series	Workstation Depth 20"	24"	30"	36"
WorkZone	N/A	21 5/8"	27 5/8"	N/A
WorkZone	N/A	N/A	17 5/8"	N/A
700 Series with gromments	N/A	17 5/8"	21 5/8"	21 5/8"
700 Series w/o gromments	17 5/8"	21 5/8"	27 5/8"	27 5/8"
True	N/A	17 5/8"	21 5/8"	N/A

Choose a pedestal whose depth is no longer than the dimension shown.

Note: If the next largest size freestanding or mobile pedestal are specified under a WorkZone desk with modesty panel, the pedestal will stick out 1" from the front edge of the worksurface. Do not specify larger sized hanging pedestal under WorkZone desks.

INFORMATION

Height
All freestanding pedestals include 1/4" allowance for glides in recessed position. Mobile pedestals include 2-5/16" allowance for casters.

Accessories
See accessory section for accessories that can be ordered separately.

Weights
Figures provided are approximate and reflect packaged product without additional accessories.

SPECIAL SERVICES

Special Carton Marking

With specially marked information	N/C

Shipping
Ships **assembled, FOB Pembroke, ON K8A 0E1, freight prepaid.** Freight class 70.

Specifications and prices are subject to change without prior notice.

700 Series® Pedestals
Mobile and Freestanding

700 Series® Pedestals
Mobile and Freestanding

	Features	W x D x H	MODEL NUMBER Basic Model	Pull Option	Unit Color	Optional Counter-balance Weight	Lock Option	Lock Color	Approx. Packaged Weight	Delivered Pricing	Counter-balance Weight add to list price
	Freestanding	15 x 17-5/8 x 25-5/16”	S7P/1520FBBBB	□□□	□□	□□□	□□	□□	59.0#	$ 1051	$ 232
	Mobile	15 x 17-5/8 x 27-5/8”	S7P/1520MBBBB	□□□	□□		□□	□□	95.0#	1283	N/A
	Freestanding	15 x 21-5/8 x 25-5/16”	S7P/1524FBBBB	□□□	□□	□□□	□□	□□	66.0#	1111	198
	Mobile	15 x 21-5/8 x 27-5/8”	S7P/1524MBBBB	□□□	□□		□□	□□	105.0#	1243	N/A
	Freestanding	15 x 27-5/8 x 25-5/16”	S7P/1530FBBBB	□□□	□□	□□□	□□	□□	78.0#	1212	113
	Mobile	15 x 27-5/8 x 27-5/8”	S7P/1530MBBBB	□□□	□□		□□	□□	96.0#	1283	N/A
S7PDU **Pedestal - BBBB** • Four 6” box drawers • Counterbalance weight: included in mobile unit; recommended when freestanding unit is not under work-surface • Only use 21-5/8” D peds with 30” D desks • A freestanding pedestal will have a minimal gap between top of the pedestal and underside of worksurface or desk it may be placed under											
	Freestanding	15 x 17-5/8 x 22-3/8”	S7P/1520FPBBB	□□□	□□	□□□	□□	□□	62.0#	$ 1125	$ 232
	Mobile	15 x 17-5/8 x 24-11/16”	S7P/1520MPBBB	□□□	□□		□□	□□	91.0#	1351	N/A
	Freestanding	15 x 21-5/8 x 22-3/8”	S7P/1524FPBBB	□□□	□□	□□□	□□	□□	62.0#	1189	198
	Mobile	15 x 21-5/8 x 24-11/16”	S7P/1524MPBBB	□□□	□□		□□	□□	102.0#	1322	N/A
	Freestanding	15 x 27-5/8 x 22-3/8”	S7P/1530FPBBB	□□□	□□	□□□	□□	□□	73.0#	1212	113
	Mobile	15 x 27-5/8 x 24-11/16”	S7P/1530MPBBB	□□□	□□		□□	□□	91.0#	1283	N/A
S7PDU **Pedestal - PBBB** • One 3” pencil drawer; three 6” box drawers • Counterbalance weight: included in mobile unit; recommended when freestanding unit is not under work-surface • Only use 21-5/8” D peds with 30” D desks • A freestanding pedestal will have a minimal gap between top of the pedestal and underside of worksurface or desk it may be placed under											
			Ⓐ	Ⓑ	Ⓒ	Ⓓ	Ⓔ	Ⓕ			

HOW TO ORDER

Indicate the following information on order form:
1. Quantity of each item.
2. Model number, including options. See “How To Build a Model Number”.
3. Any special service required.

Note: • The □ indicates that a choice is required.
- The absence of the □ indicates that no choice is required.
- Alpha-numeric characters in place of □ indicate that no other alternatives are available.

HOW TO BUILD A MODEL NUMBER

Ⓐ Select basic model.

Ⓑ Select pull option.

ALBT	- Aluminum bow tie pull
ALMT	- Aluminum metric pull
ARCN	- Arc nickel pull
CLSC	- Classic (inset pull)
CZP	- Connection Zone pull
NKBT	- Nickel bow tie pull
RETN	- Retro nickel pull

Ⓒ Select unit and drawer color.
Refer to the **Product Color Options** page in this price list.

Ⓓ Select counterbalance weight.

CBW	- With Counterbalance
NOCBW	- No Counterbalance

See pricing column for counterbalance weight upcharge.

Ⓔ Select lock option.

KA	- Key alike
KS	- Key standard
NLC	- No lock core

Ⓕ Select lock color.
Refer to the **Product Color Options** page in this price list.

Pedestal Sizing Chart
(maximum sizes recommended)

Desking Series	Workstation Depth 20"	24"	30"	36"
VorkZone	N/A	21⅝"	27⅝"	N/A
VorkZone	N/A	N/A	17⅝"	N/A
’00 Series with ıromments	N/A	17⅝"	21⅝"	21⅝"
’00 Series ı/o gromments	17⅝"	21⅝"	27⅝"	27⅝"
’rue	N/A	17⅝"	21⅝"	N/A

hoose a pedestal whose depth is no longer an the dimension shown.

ote: If the next largest size freestanding or obile pedestal are specified under a WorkZone esk with modesty panel, the pedestal will stick ut 1" from the front edge of the worksurface. o not specify larger sized hanging pedestal nder WorkZone desks.

INFORMATION

Height
All freestanding pedestals include 1/4” allowance for glides in recessed position. Mobile pedestals include 2-5/16” allowance for casters.

Accessories
See accessory section for accessories that can be ordered separately.

Weights
Figures provided are approximate and reflect packaged product without additional accessories.

SPECIAL SERVICES

Special Carton Marking

With specially marked information	N/C

Shipping
Ships **assembled, FOB Pembroke, ON K8A 0E1, freight prepaid.** Freight class 70.

Specifications and prices are subject to change without prior notice.

700 Series® Pedestals
Hanging

700 Series® Pedestals
Hanging

	MODEL	Features	W x D x H	MODEL NUMBER: Basic Model	Pull Option	Unit Color	Lock Option	Lock Color	Approx. Packaged Weight	Delivered Pricing
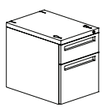 S7PDU	**Pedestal - BF** • One 6" box drawer • One 12" file drawer with hanging folder partition	Hanging	15 x 17-5/8 x 19-3/16"	S7P/1520HBF	□□□□	□□	□□□	□□□	62.0#	$ 852
		Hanging	15 x 21-5/8 x 19-3/16"	S7P/1524HBF	□□□□	□□	□□□	□□□	80.0#	886
 S7PDU	**Pedestal - BBB** • Three 6" box drawers	Hanging	15 x 17-5/8 x 19-3/16"	S7P/1520HBBB	□□□□	□□	□□□	□□□	45.0#	$ 870
		Hanging	15 x 21-5/8 x 19-3/16"	S7P/1524HBBB	□□□□	□□	□□□	□□□	50.0#	877
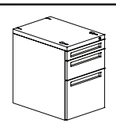 S7PDU	**Pedestal - PBF** • One 3" pencil drawer • One 6" box drawer • One 12" file drawer with hanging folder partition	Hanging	15 x 17-5/8 x 22-1/8"	S7P/1520HPBF	□□□□	□□	□□□	□□□	62.0#	$ 1002
		Hanging	15 x 21-5/8 x 22-1/8"	S7P/1524HPBF	□□□□	□□	□□□	□□□	80.0#	1050
				Ⓐ	Ⓑ	Ⓒ	Ⓓ	Ⓔ		

HOW TO ORDER

Indicate the following information on order form:
1. Quantity of each item.
2. Model number, including options. See "How To Build a Model Number".
3. Any special service required.

Note: • The □ indicates that a choice is required.
- The absence of the □ indicates that no choice is required.
- Alpha-numeric characters in place of □ indicate that no other alternatives are available.

HOW TO BUILD A MODEL NUMBER

Ⓐ Select basic model.

Ⓑ Select pull option.

ALBT	- Aluminum bow tie pull
ALMT	- Aluminum metric pull
ARCN	- Arc nickel pull
CLSC	- Classic (inset pull)
CZP	- Connection Zone pull
NKBT	- Nickel bow tie pull
RETN	- Retro nickel pull

Ⓒ Select unit and drawer color.
Refer to the **Product Color Options** page in this price list.

Ⓓ Select lock option.

KA	- Key alike
KS	- Key standard
NLC	- No lock core

Ⓔ Select lock color.
Refer to the **Product Color Options** page in this price list.

Pedestal Sizing Chart
(maximum sizes recommended)

Desking Series	Workstation Depth 20"	24"	30"	36"
WorkZone	N/A	21 5/8"	27 5/8"	N/A
WorkZone	N/A	N/A	17 5/8"	N/A
700 Series with grommets	N/A	17 5/8"	21 5/8"	21 5/8"
700 Series w/o grommets	17 5/8"	21 5/8"	27 5/8"	27 5/8"
True	N/A	17 5/8"	21 5/8"	N/A

Choose a pedestal whose depth is no longer than the dimension shown.

Note: If the next largest size freestanding or mobile pedestal are specified under a WorkZone desk with modesty panel, the pedestal will stick out 1" from the front edge of the worksurface. Do not specify larger sized hanging pedestal under WorkZone desks.

INFORMATION

Accessories
See accessory section for accessories that can be ordered separately.

Weights
Figures provided are approximate and reflect packaged product without additional accessories.

SPECIAL SERVICES

Special Carton Marking

With specially marked information	N/C

Shipping
Ships **assembled, FOB Pembroke, ON K8A 0E1, freight prepaid.** Freight class 70.

Specifications and prices are subject to change without prior notice.

700 Series® Pedestals
Worksurface Supporting

700 Series® Pedestals
Worksurface Supporting

	MODEL	Features	W x D x H	MODEL NUMBER: Basic Model	Pull Option (A)	Unit Color (B)	Lock Option (C)	Lock Color (D)	Approx. Packaged Weight	Delivered Pricing
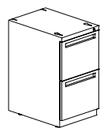 S7PDU	**Pedestal - FF** • Two 12" file drawers with hanging folder partitions • Includes four leveling glides	Supporting	15 x 17-5/8 x 27-7/8"	S7P/1520WFF	□□□□	□□	□□□	□□□	59.0#	$ 877
		Supporting	15 x 21-5/8 x 27-7/8"	S7P/1524WFF	□□□□	□□	□□□	□□□	82.0#	1027
		Supporting	15 x 27-5/8 x 27-7/8"	S7P/1530WFF	□□□□	□□	□□□	□□□	95.0#	1067
 S7PDU	**Pedestal - BBF** • Two 6" box drawers • One 12" file drawer with hanging folder partition • Includes four leveling glides	Supporting	15 x 17-5/8 x 27-7/8"	S7P/1520WBBF	□□□□	□□	□□□	□□□	61.0#	$ 972
		Supporting	15 x 21-5/8 x 27-7/8"	S7P/1524WBBF	□□□□	□□	□□□	□□□	80.0#	1121
		Supporting	15 x 27-5/8 x 27-7/8"	S7P/1530WBBF	□□□□	□□	□□□	□□□	93.0#	1183
 S7PDU	**Pedestal - BBBB** • Four 6" box drawers • Includes four leveling glides	Supporting	15 x 17-5/8 x 27-7/8"	S7P/1520WBBBB	□□□□	□□	□□□	□□□	70.0#	$ 1111
		Supporting	15 x 21-5/8 x 27-7/8"	S7P/1524WBBBB	□□□□	□□	□□□	□□□	70.0#	1136
		Supporting	15 x 27-5/8 x 27-7/8"	S7P/1530WBBBB	□□□□	□□	□□□	□□□	81.0#	1244
					Ⓐ	Ⓑ	Ⓒ	Ⓓ	Ⓔ	

HOW TO ORDER

Indicate the following information on order form:
1. Quantity of each item.
2. Model number, including options. See "How To Build a Model Number".
3. Any special service required.

Note: • The □ indicates that a choice is required.
- The absence of the □ indicates that no choice is required.
- Alpha-numeric characters in place of □ indicate that no other alternatives are available.

HOW TO BUILD A MODEL NUMBER

Ⓐ Select basic model.

Ⓑ Select pull option.

ALBT	- Aluminum bow tie pull
ALMT	- Aluminum metric pull
ARCN	- Arc nickel pull
CLSC	- Classic (inset pull)
CZP	- Connection Zone pull
NKBT	- Nickel bow tie pull
RETN	- Retro nickel pull

Ⓒ Select unit and drawer color.
Refer to the **Product Color Options** page in this price list.

Ⓓ Select lock option.

KA	- Key alike
KS	- Key standard
NLC	- No lock core

Ⓔ Select lock color.
Refer to the **Product Color Options** page in this price list.

Pedestal Sizing Chart
(maximum sizes recommended)

Desking Series	Workstation Depth 20"	24"	30"	36"
VorkZone	N/A	21⅝"	27⅝"	N/A
VorkZone	N/A	N/A	17⅝"	N/A
'00 Series with ıromments	N/A	17⅝"	21⅝"	21⅝"
'00 Series ₩/o gromments	17⅝"	21⅝"	27⅝"	27⅝"
·rue	N/A	17⅝"	21⅝"	N/A

hoose a pedestal whose depth is no longer an the dimension shown.

ote: If the next largest size freestanding or obile pedestal are specified under a WorkZone esk with modesty panel, the pedestal will stick ıt 1" from the front edge of the worksurface. o not specify larger sized hanging pedestal nder WorkZone desks.

INFORMATION

Height
Mobile pedestal include 2-5/16" allowance for casters.

Accessories
See accessory section for accessories that can be ordered separately.

Weights
Figures provided are approximate and reflect packaged product without additional accessories.

Lock
All units include a lock. Keying is random unless otherwise specified.

OPTIONS

Pedestal and Storage Option
Please contact KI Customer Service for other pedestal and storage option. Reference "How to Specify Pedestals" section to determine appropriate height and depth requirements.

SPECIAL SERVICES

Special Carton Marking

With specially marked information	N/C

Shipping
Ships **assembled, FOB Pembroke, ON K8A 0E1, freight prepaid.** Freight class 70.

Specifications and prices are subject to change without prior notice.

700 Series® Pedestals
Accessories

700 Series® Pedestals
Accessories

	MODEL	Features	W x D x H	MODEL NUMBER Basic Model	Approx. Packaged Weight	Delivered Pricing
 PDACU	**Glide Kit** • Adds 1/4" to 1" to pedestal height • 4 per kit • For replacement only • For worksurface supporting pedestals			S7P/GK	1.0#	$ 11
 PDACU	**Pencil Tray** • For 3" pencil and 6" box drawers • Black finish only • Priced each		12-1/8 x 4 x 1"	S7P/PENTRAY	1.0#	$ 10
 PDACU	**6" Partition** • For 6" box drawers • Black enamel finish only • Priced each		12-1/8 x 4-5/8"	S7P/D6	1.0#	$ 6
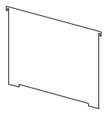 PDACU	**Hanging Folder Partition** • For 12" file drawers • Black enamel finish only • Priced each		12-1/8 x 9-5/8"	S7P/D12	1.0#	$ 10
HRDPT	**P-Series Keys** • Double bit design • Range of 200 different core/key numbers available • Must specify lock number(s) requested when ordering cut key or lock core/key sets	Lock Core/2 Key Set - Black		2.KP20522	0.4#	$ 15
		Lock Core/2 Key Set - Satin Chrome		2.KP20522.SC	0.4#	15
		Master Key		2.KP20550	0.2#	11
		Extractor Key		2.KP20551	0.2#	11
		Blank Key		2.KP20552	0.2#	3
		Cut Key		2.KP20557	0.2#	4

Ⓐ

HOW TO ORDER

Indicate the following information on order form:
1. Quantity of each item.
2. Model number, including options. See "How To Build a Model Number".
3. Any special service required.

Note: • The ☐ indicates that a choice is required.
- The absence of the ☐ indicates that no choice is required.
- Alpha-numeric characters in place of ☐ indicate that no other alternatives are available.

HOW TO BUILD A MODEL NUMBER

Ⓐ Select basic model.

SPECIAL SERVICES

Special Carton Marking

With specially marked information	N/C

Shipping

Ships **assembled, FOB Pembroke, ON K8A 0E1, freight prepaid.** Freight class 70.

Specifications and prices are subject to change without prior notice.

700 Series® Credenza
Credenza Files

700 Series® Credenza
Credenza Files

	MODEL	W x D	MODEL NUMBER: Basic Model	Pull Option	Unit Color	Optional Counter-balance Weight	Lock Option	Lock Color	Approx. Packaged Weight	Delivered Pricing	Counter-balance Weight add to list price
 S7LTU	**27-7/8" Credenza File - FF** • Height to match worksurface supporting pedestal, drawer fronts compatible with pedestals • Two 12" file drawers with FBA bars for side-to-side filing • Counterbalance weight is recommended for freestanding units	30 x 18-7/8 x 27-7/8"	S7L/30240FF	□□□□	□□	□□□□□	□□□	□□□	120.0#	$ 1528	$ 289
		36 x 18-7/8 x 27-7/8"	S7L/36240FF	□□□□	□□	□□□□□	□□□	□□□	130.0#	1636	289
		42 x 18-7/8 x 27-7/8"	S7L/42240FF	□□□□	□□	□□□□□	□□□	□□□	145.0#	1743	289
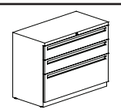 S7LTU	**27-7/8" Credenza File - BBF** • Height to match worksurface supporting pedestal, drawer fronts compatible with pedestals • Two 6" box drawers, one 12" file drawer with FBA bars for side-to-side filing • Counterbalance weight is recommended for freestanding units	30 x 18-7/8 x 27-7/8"	S7L/30240BBF	□□□□	□□	□□□□□	□□□	□□□	135.0#	$ 1795	$ 289
		36 x 18-7/8 x 27-7/8"	S7L/36240BBF	□□□□	□□	□□□□□	□□□	□□□	145.0#	1902	289
		42 x 18-7/8 x 27-7/8"	S7L/42240BBF	□□□□	□□	□□□□□	□□□	□□□	160.0#	2018	289
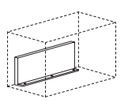 LTACU	**Counterbalance** • For 2-high lateral file units or credenza file, 30", 36" or 42" • Recommended when unit is not under workstation • Factory installed, if specified		S7L/CBW60						60.0#	$ 289	N/A
			Ⓐ	Ⓑ	Ⓒ	Ⓓ	Ⓔ	Ⓕ			

HOW TO ORDER

Indicate the following information on order form:
1. Quantity of each item.
2. Model number, including options. See "How To Build a Model Number".
3. Any special service required.

Note: • The □ indicates that a choice is required.
• The absence of the □ indicates that no choice is required.
• Alpha-numeric characters in place of □ indicate that no other alternatives are available.

HOW TO BUILD A MODEL NUMBER

Ⓐ Select basic model.

Ⓑ Select pull option.

ALBT	- Aluminum bow tie pull
ALMT	- Aluminum metric pull
ARCN	- Arc nickel pull
CLSC	- Classic (inset pull)
CZP	- Connection Zone pull
NKBT	- Nickel bow tie pull
RETN	- Retro nickel pull

Ⓒ Select unit and drawer color.
Refer to the **Product Color Options** page in this price list.

Ⓓ Select counterbalance weight.

CBW	- With Counterbalance
NOCBW	- No Counterbalance

See pricing column for counterbalance weight upcharge.

Ⓔ Select lock option.

KA	- Key alike
KS	- Key standard
NLC	- No lock core

Ⓕ Select lock color.
Refer to the **Product Color Options** page in this price list.

SPECIAL SERVICES

Special Carton Marking

With specially marked information	N/C

Shipping

Ships **assembled, FOB Pembroke, ON K8A 0E1, freight prepaid.** Freight class 70.

Specifications and prices are subject to change without prior notice.

1330 Bellevue Street
P.O. Box 8100
Green Bay, WI 54308-8100
800.424.2432
ki.com

KI and Furnishing Knowledge are registered
trademarks of Krueger International, Inc.

© 2020 Krueger International, Inc.
All Rights Reserved.
Code KI-PLW-000223/KI/PDF

Furnishing Knowledge®

700 SERIES®
FILES & STORAGE

PRICE LIST

January 3, 2011

Updated October 3, 2022

800.424.2432

Contents

Refer to KI Terms & Conditions document or visit ki.com.

Contents

Refer to KI Terms & Conditions document or visit ki.com.

Ordering COM, COL and COV
Information 3

700 Series® Lateral Files and Storage
Product Color Options 4
General Information 5

700 Series® Curve Lateral Files and Storage
General Information 6

Preconfigured Lateral Files
700 Series® Drawer Units 7
700 Series® Curve Drawer Units 11
700 Series® Receding Door Units 14
700 Series® End Tab Shelving Units 16
700 Series® Credenza Files 18

Preconfigured Multimedia Storage
700 Series® Cupboard/Lateral 19
700 Series® Curve Cupboard/Lateral 20
700 Series® Bookcase/File 24
700 Series® Curve Bookcase/Lateral File 26
700 Series® Wardrobe Cabinets 28

Preconfigured Locker Units
700 Series® Cupboard/Bookcase/Markerboard 29
700 Series® Curve Cupboard/Bookcase/Markerboard 37

Preconfigured Storage
700 Series® Multimedia Storage Cabinets 45
700 Series® Curve Multimedia Storage Cabinets 51
700 Series® Overfile Cabinets 52

Lateral File Accessories 54

Computer Media Accessories 57

Cupboard Accessories 59

700 Series® Custom-Built Lateral Files
General Information 61

Custom-Built Lateral Files
700 Series® Shells 63
700 Series® Drawers 71
700 Series® Receding Doors and Shelves 74
700 Series® Shelves 76
Accessories 78

Custom-Built Laminate Tops
700 Series® Lateral Files 83
700 Series® OF Storage Cabinet 84

700 Series® Bookcases
General Information 85

700 Series® Curve Bookcases
General Information 86

Bookcases
700 Series® 12” Deep 87
700 Series® Curve 12” Deep 88
700 Series® 15” Deep 90
700 Series® Curve 15” Deep 92

Bookcase Accessories 94

Bookcase Laminate Tops 95

700 Series® Pedestals
General Information 96

Pedestals - Mobile and Freestanding
700 Series® 97

Pedestals - Hanging
700 Series® 99

Pedestals - Worksurface Supporting
700 Series® 100

Pedestal Accessories 101

Pedestal Laminate Tops 104

700 Series® Vertical Files
General Information 105

Vertical Files
700 Series® Letter Size Documents 106
700 Series® Legal Size Documents 107

Vertical File Accessories 108

Ordering COM, COL and COV
Information

C.O.M. SHIPPING LOCATION

Architectural Walls
- Evoke ..... MN
- Genius Walls ..... MN

Casegoods
- Aristotle Tackboards ..... MN
- Likha Tackboards ..... MN

Classroom Furniture
- Intellect Wave Chairs ..... GB
- Learn2 ..... GB
- Ruckus ..... GB

Desking
- 700 Series Desking ..... KP
- Balance Overheads ..... MN
- Genesis Desking ..... MN
- True Desking ..... KP
- Universal Overheads ..... MN
- WorkZone Desking ..... MN
- System 3000 ..... MN
- Universal Overheads ..... MN
- Wireworks ..... MN
- Unite ..... MN

Residence Hall Furniture
- RoomScape Furniture ..... MN

Screens
- All Terrain ..... KP
- Connection Zone ..... BW
- True/Volition ..... KP
- Genesis ..... KP
- Tattoo ..... MN
- Universal ..... BW

Seating
- 400 Series Folding Chairs ..... BW
- 600 Series Folding Chairs ..... BW
- 600 Series Stools ..... BW
- Affina Collection ..... HN
- Altus Task Chairs ..... GB
- Apply Stack Chairs ..... GB
- Auditorium Folding Chairs ..... BW
- Calida Lounge Seating ..... HN
- Diem Task Chairs ..... OM
- Doni Collection ..... GB
- FourC Seating ..... GB
- Gladly Lounge Seating ..... VQ
- Grazie Seating ..... GB
- Hiatus Sleeper Bench ..... HN
- Hub Modular Lounge Seating ..... HN
- Impress Task Chairs ..... OM
- Impress Ultra Task Chairs ..... OM
- Jessa Lounge Seating ..... HN
- Jubilee Lounge Seating ..... VQ
- Katera Guest Chair ..... GB
- Kurv Benches ..... HN
- LaResta Day Beds ..... HN
- LimeLite ..... GB
- Lyra Lounge Seating ..... HN
- Maestro Stack Chairs ..... GB
- Matrix Stack Chairs ..... GB
- Medical & Laboratory Stools ..... OM
- MyPlace Lounge Seating ..... HN
- MyWay Seating ..... HN
- Oath Task Chairs and Stools ..... GB
- Opt4 ..... GB
- Pilot Task Chairs ..... OM
- Promenade Seating System ..... BW
- Ruckus ..... GB
- Sela Lounge Seating ..... HN
- Sift Task Chairs ..... GB
- Signia Task Chairs and Stools ..... OM
- Soltice Metal Collection ..... HN
- Soltice Multiple, Healthcare & Guest ..... HN
- Soltice II Healthcare Seating ..... HN
- Strive Multiple, Stack & Task ..... GB
- Sway ..... BW
- Tattoo ..... HN
- Torsion-on-the-Go! Nesting Chairs ..... GB
- Torsion Air Stack and Task Seating ..... GB
- Zoetry ..... HN

Files & Storage
- 700 Series Pedestal Cushion ..... GB
- Connection Zone Pads ..... BW
- U-Series Pedestal Cushion ..... GB
- Tattoo ..... BW

Fixed Seating
- Concerto Auditorium Seating ..... BW
- Single Pedestal Seating ..... GB
- Jury Base Seating ..... GB
- Lancaster Auditorium Seating ..... BW
- Sequence Seating ..... GB
- University Seating ..... GB

Panel Systems
- All Terrain ..... KP
- Balance Overheads ..... MN

KI Manufacturing Sites - Customer's Own Material Shipment Manufacturing Site Addresses

BW
KI Bonduel
Attn: COM Storage
204 West South St.
Bonduel, WI 54107

HN
KI High Point
Attn: COM Storage
217 Feld Avenue
High Point, NC 27263

MN
KI Manitowoc
Attn: COM Storage
1400 S. 41st St.
Manitowoc, WI 54220

VQ
KI
Attn: COM Fabrics
6892 Marlin Circle
La Palma, CA 90623

GB
KI Green Bay
Attn: COM Storage
1687 Westminster Drive - Gate 3
Green Bay, WI 54302

KP
KI Pembroke
Attn: COM Storage
1000 Olympic Dr.
Pembroke, Ontario K8A6X7

OM
KI
Attn: COM Storage
1110 S. Mildred Ave.
Ontario, CA 91761

© 2022 Krueger International Inc. All Rights reserved. Code KI-FF-000059/KI/PDF/0822

700 Series® Lateral Files and Storage
Product Color Options

700 Series® Lateral Files and Storage
Product Color Options

Surface Finish--Laminate

Belair	LBQ
Biltmore Cherry	LBT
Black	LBK
Brighton Walnut	LBW
Canyon Zephyr	LCA
Castle Oak	LCO
Casual Linen	LCU
Cherry Storm	LCX
Classic Linen	LCI
Cloud Zephyr	LCL
Cocobala	LCC
Crisp Linen	LRI
Desert Zephyr	LDZ
Dove Grey	LDG
Fired Steel	LIL
Flax Linen	LXF
Florence Walnut	LFC
Forged Steel	LOL
Friston Ash	LFH
Frosty White	LFW
Graphite Nebula	LGN
Grey	LGE
High Rise	LHE
Hollyberry	LHY
Irish Linen	LIH
Island	LID
Italian Silver Ash	LIT
Kensington Maple	LKM
Lapis Blue	LLB
Markerboard White	LMK
Misted Zephyr	LMR
Monticello Maple	LMT
Nickel Evolv	LNV
North Sea	LNA
Ocean	LON
Pearl Bisque	LPB
Pearl Silver	LPS
Pressed Linen	LPR
River Cherry	LRY
Rugged Linen	LRG
Satin Stainless	LSS
Shadow Zephyr	LSR
Silicon evolv	LSV
Sterling Ash	LAZ
Tailored Linen	LTL
Titanium evolv	LTV
White Nebula	LWL
White Sand	LWN
Windsor Mahogany	LWY

Unit Paint Color

Black	BL
Blue Grey	GR
Bronze Metallic	ZM
Cayenne	CY
Champagne Metallic	CM
Cool Grey	CG
Cottonwood	CO
Earthen Clay	EY
Espresso Metallic	EX
Everglade Shade	EV
Flannel	FN
Glitz Metallic	GZ
Hazy Jade	HJ
Honey Bee	HY
Light Tone	LG
Mardi Gras	MG
Misty Brown	MY
Nemo	NE
Nordic	ND
Poppy Red	PR
Purple Haze	PH
Rubber Ducky	RK
Sand	SA
Sky Blue	SK
Starlight Silver Metallic	SX
Surf's Up	SP
Twilight Shadow	TI
Ultra Blue	UB
Warm Grey	WG
Zesty Lime	ZL

Edge Color for 74P Edge

Belair	TBQ
Biltmore Cherry	TBT
Black	TBL
Blue Grey	TGR
Brighton Walnut	TBW
Castle Oak	TCO
Cayenne	TCY
Cherry Storm	TCX
Cocobala	TCC
Cool Grey	TCG
Earthen Clay	TEY
Everglade Shade	TEV
Flannel	TFN
Florence Walnut	TFC
Friston Ash	TFH
Frosty White	TFW
Hazy Jade	THJ
Honey Bee	THY
Italian Silver Ash	TIT
Kensington Maple	TKM
Light Tone	TLG
Mardi Gras	TMG
Misty Brown	TMY
Monticello Maple	TMT
Multiplex	TMB
Nemo	TNE
Nordic	TND
Poppy Red	TPR
Purple Haze	TPH
River Cherry	TRY
Rubber Ducky	TRK
Sand	TSA
Sky Blue	TSK
Sterling Ash	TAZ
Surf's Up	TSP
Twilight Shadow	TTI
Ultra Blue	TUB
Warm Grey	TWG
Windsor Mahogany	TWY
Zesty Lime	TZL

Trim Color - Pedestal Seat Cushion

Black	BL
Blue Grey	GR
Flannel	FN
Sand	SA
Warm Grey	WG

Pull Color - Curve Units

Black	PULL.BL
Blue Grey	PULL.GR
Cool Grey	PULL.CG
Light Tone	PULL.LG
Match cabinet color selection	MATCH
Sand	PULL.SA
Warm Grey	PULL.WG

Lock Color

Black	BLL
Satin Chrome	SCL

Finish Cards

View color swatches for items listed within this document.

Paints **Wood/Veneer** **Molded Edges** **Hard Plastics**
Plastics/Poly **Laminates** **Edge Styles** **Glass**

Certain options referenced may not be available on GSA Schedule.

700 Series® Lateral Files and Storage
General Information

GENERAL INFORMATION

KI 700 Series lateral files are designed on a 1-1/2" module to provide an unparalleled degree of internal flexibility. Interior components are available 3", 6", 7-1/2", 9", 10-1/2", 12", 13-1/2" and 15" high. These components are designed to efficiently accommodate virtually any filing and storage requirement.

To assure KI files are compatible with panel systems, desks or custom architectural details, cabinets are available in 18 different heights.

Preconfigured Units
To simplify the specification process, KI offers preconfigured files and storage cabinets in the most popular sizes with the most popular internal components. These units are assembled using standard components. Lateral files and storage cabinets can be field-retrofitted and updated by specifying componentry from the Custom-Built section of this price list. This does not include current series.

Height
Lateral files and storage cabinets are available in 40 standard heights. Heights include 1/8" allowance for leveling glides fully recessed.

Depth
All lateral files and storage cabinets are 18" deep.

Width
Lateral files and storage cabinets are available in three standard widths: 30", 36" and 42".

Drawer Dimensions
Refer to the illustrations for the range of drawer sizes and the height clearance of each.

CONSTRUCTION AND STANDARD FEATURES

Basic Shell
Shell common to lateral file and storage cabinet units. Uprights punched to accept interior components on 1-1/2" centers. Uprights and top and bottom reinforcements are welded into rigid "box frame." Constructed of 18- and 20-gauge steel. Seamless back and top with reinforced corners. Illustrated shell heights include 1/8" for adjustable glide in recessed position.

Doors/Drawers
Drawer fronts, 20-gauge steel with full-width flush inset pull and label holder or flat front with exterior pulls and no label holder. Fronts are screw-mounted to roll-out shelves to build drawers. Roll-out shelf body, 22-gauge steel slotted on 1-1/2" centers to accept dividers. Leading edge formed to provide pull; center section offset for additional strength. Shelf ends, 19-gauge steel, notched to accept hanging folder bars. Each roll-out shelf equipped with two heavy-duty, three-section, ball-bearing suspensions.

Components have been tested to accept loads of 125 lbs. This exceeds ANSI/BIFMA X5.9-2004 standards for lateral files when recommended counterbalance weight is installed. Hinged door, 20-gauge steel, double-wall construction. Door swing is limited to 110 degrees to prevent contact with adjacent cabinet and full height vertical flush inset pull.

Shelves
Blank shelf, 22-gauge steel, formed 7/8" thick on front and back edges. End tab shelf, 22-gauge steel shelf and back, 18-gauge sides. Shelf offset along width to increase strength. Slotted on 1" increments to accept plate dividers.

Preconfigured lateral files meet or exceed ANSI/BIFMA X5.9-2004 standards.

Receding Door
20-gauge steel with full-width flush inset pull and label holder. Equipped with sound absorber. Doors have guiding mechanism fitted with nylon glides to prevent metal-to-metal contact and ensure effortless operation. The diagrams on the following page identify various shelf and drawer combinations and related height clearances behind a receding door. The diagrams show typical use. Additional interior options can be installed behind a receding door.

Note: Dimensions have been taken from the front raised edge of the roll-out shelf.

Accessories
Plate dividers, 18-gauge steel, notched to lock into shelf. Folder bars, 30" & 36" (14-gauge steel); 42" (12-gauge steel), offset to maximize strength.

Model Numbering System
Each character in the basic model number corresponds to a specific unit feature.
How to Build a Model Number
Example: Preconfigured 700 Series Lateral Files & Multimedia Storage

S7L	36	480	4D	BL	CBW50	334FBK

S7L	Product name	**700 Series Lateral File**
36	Width	**36" wide**
480	Interior height (nominal)	**48" high**
4D	Type of unit	**4 high, 4 drawer**
BL	Color code	**Black**
CBW50	Optional	**50# Counterbalance weight**
334FBK	Optional	**Front-to-back filing bars**

Each internal component has a corresponding character:

D	Drawer with side-to-side folder bars
R	Receding door, rollout shelf with side-to-side folder bars
E	End tab shelf with plate dividers
HD	Hinged door cabinet with blank shelves
HX	Hinged door cupboard without shelves
OVHD	Overfile storage cabinet

The 334 model number for accessories indicates the item may be used in all cabinet widths.

Suspended binder frames are constructed of 14- to 18-gauge steel. Screw-mounted to cabinet. Can be used behind 13-1/2" and 15" receding doors and hinged storage cabinet doors.

Adjustable Glides
Lateral files and storage cabinets are supplied with four adjustable glides. The glides can be adjusted from inside the cabinet using a 1/4" hex socket wrench or from outside the cabinet using a 7/8" wrench. Standard glides provide 3/4" adjustment, longer glides are also available. Overall cabinet heights include the glide in its recessed position.

Interlock
All cabinets are equipped with an interlock safety mechanism. This mechanism reduces the possibility of cabinet tip-over by permitting only one drawer to be opened at a time. With some unique combinations, an individual drawer may not be controlled by the interlock. In these instances, a caution label will be affixed to the drawer body.

Locks
Locks are standard on all units. Locks are a high-security double-bit design. One KI breakaway key and one standard key are included with each lock. Units are standard with random keys in a range of 200 different numbers (994 key numbers are available to order). Specific key combinations are available at no additional charge. This information must be included with the order.

Locks can be master keyed. Please see the accessories sections of this price book for ordering keys. Available keys are:
- Lock Core/Keys - Lock core and 2 keys are used in P-Series lock housings. Indicate in order notes if a specific core number is required.
- Master Key - Single key which opens any P-Series lock.
- Extractor Key - Single key which extracts any P-Series lock core.
- Blank Key - Single uncut P-Series key to be cut as required by locksmith.
- Cut Key - 2 keys for a specific P-Series lock core number as indicated in the order notes.

All locks have removable and interchangeable plugs. This feature provides for on-site custom keying. Units can be supplied with the lock plugs installed or shipped separately. To install or remove lock plugs, a unique key is required. This key is the extractor (core-removal) key and can be found in the storage accessories portions of this price book. Contact customer service to order lock accessories. To order plugs for field installation, specify “lock plugs not installed” on order. Order must specify total quantity of specific key numbered locks.
Example: 30 plugs
3 keyed alike
10 keyed alike
17 keyed alike

Commercial Pack
This is the standard pack that KI offers on all files and storage products. This consists of a plastic poly bag placed over the unit, corrugated top and bottom cap, corner blocking and stretch wrap to keep the packaging intact.

Standard Paint Finishes
All KI products are iron phosphate treated prior to painting. This process enhances top coat bonding. Powder coat application is a highbred epoxy. The paint is baked on to provide a scratch and stain resistant surface. All inside and outside shell and front surfaces are painted with the same specified paint color. Interior components and accessories are painted a black finish. Mechanical components are black plated.

Color Match
KI offers the additional option of color matching paint, polypropylene, or wood stain through Product Modification Requests. Contact Customer Service for details.

INSTALLATION

Caution Labels
Caution and safety-related information is contained on a peel-off label affixed to the front of the cabinet. This label is to be removed by the customer.
Caution: Information is also permanently affixed to the left side of the top drawer. Both labels contain important installation and loading information

Installation Information
Complete instructions on the proper installation and use of KI files are provided in each file shipped. The instructions refer to correct methods of leveling, ganging and loading. Counterbalance weights should be installed in all single freestanding files.

Field Reconfiguration
As needs change, KI lateral files and storage cabinets can readily be field-changed; however, this process should be undertaken by a qualified service technician.

Inside Drawer and Shelf Dimensions*	30W x 18D Cabinet		36W x 18D Cabinet		42W x 18D Cabinet	
	W	D	W	D	W	D
10½" Drawer	26¾"	15⅞"	32¾"	15⅞"	38¾"	15⅞"
12" Single Rollout Shelf	26¾"	15⅞"	32¾"	15⅞"	38¾"	15⅞"
Blank Shelf	26¾"	16 3/16"	32¾"	16 3/16"	38¾"	16 3/16"
Slotted Shelf	26¾"	15½"	32¾"	15½"	38¾"	15½"
12" Drawer	26¾"	15⅞"	32¾"	15⅞"	38¾"	15⅞"
13½" Rollout Shelf	26¾"	15⅞"	32¾"	15⅞"	38¾"	15⅞"
13½" Drawer	26¾"	15⅞"	32¾"	15⅞"	38¾"	15⅞"
End Tab Filing Shelf	26¾"	15¾"	32¾"	15¾"	38¾"	15¾"
Cupboard	28½"	17"	34½"	17"	40½"	17"

* Dimensions have been taken from the front raised edge of rollout shelf. The inside clear dimension wide approximately ½" greater.

Hanging File Configurations		30W Cabinet	36W Cabinet	42W Cabinet
Letter	side-to-side	30FBA	36FBA	42FBA
Filing Capacity LFI		26.7"	32.7"	38.5"
	front-to-back	30FBA w(2)334FBK	36FBA w(2)334FBK	42FBA w(3)334FBK
Filing Capacity LFI		30.5"	30.5"	45.75"
Legal	side-to-side	30FBA	36FBA	42FBA
Filing Capacity LFI		26.7"	32.7"	38.6"
	front-to-back	w(1)334FBK	36FBA w(2)334FBK	42FBA w(2)334FBK
Filing Capacity LFI		26.5"	30.5"	37.87"

Inside Clear Height of Shelf and Drawer Options

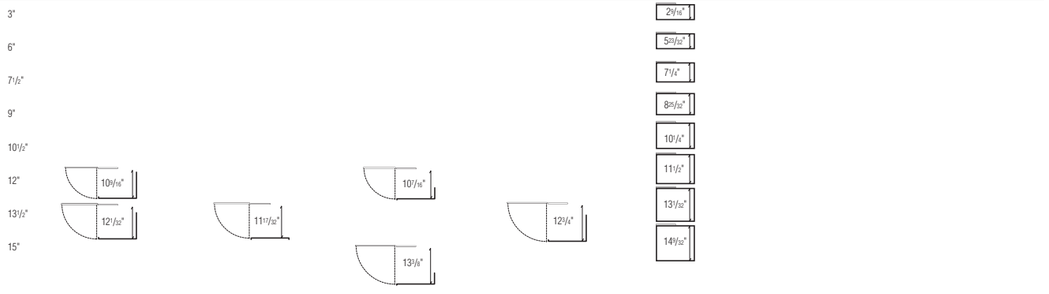

700 Series® Curve Lateral Files and Storage
General Information

GENERAL INFORMATION

KI Curve lateral files are designed on a 1-1/2" module to provide an unparalleled degree of internal flexibility. Interior components are available 3", 6", 7-1/2", 9", 10-1/2", 12", 13-1/2" and 15" high. Clean stylish looks, flexible aesthetics and durability allow Curve to work in private offices and open-plan environments. With a gentle curved frame and contoured drawer pulls, Curve creates a timeless design element.

Flexible aesthetic and format. Curve allows you to design from the inside out, fitting the media to the appropriate lateral, pedestal, cupboard, bookcase and combination file/locker unit. Heavy-gauge steel construction and welded internal box frame provide structural integrity. Multi-extension suspensions provide smooth operation. KI's unique patented interlock/anti-tilt mechanism with automatic restaging prevents the opening of more than one drawer at a time. Curve enhances security with its key possibilities.

Preconfigured Units
To simplify the specification process, KI offers preconfigured files and storage cabinets in the most popular sizes with the most popular internal components. These units are assembled using standard components.

Height
Lateral files and storage cabinets are available in 14 standard heights. Heights include 1/8" allowance for leveling glides fully recessed.

Depth
Lateral files and storage cabinets are 18" deep. Curve combination locker/file units are available in both 18" and 24" depths.

Width
Lateral files and storage cabinets are available in three standard widths: 30", 36" and 42".

Drawer Dimensions
Refer to the illustrations for the range of drawer sizes and the height clearance of each.

CONSTRUCTION AND STANDARD FEATURES

Basic Shell
Shell common to lateral file and storage cabinet units. Uprights punched to accept interior components on 1-1/2" centers. Uprights and top and bottom reinforcements are welded into rigid "box frame." Constructed of 18- and 20-gauge steel. Seamless back and top with reinforced corners. Illustrated shell heights include 1/8" for adjustable glide in recessed position.

Doors/Drawers
Drawer fronts, 20-gauge steel with full-width contoured curved pull. Fronts are screw-mounted to roll-out shelves to build drawers. Roll-out shelf body, 20-gauge steel slotted on 1-1/2" centers to accept dividers. Shelf ends, 18-gauge steel, notched to accept hanging folder bars. Each roll-out shelf equipped with two heavy-duty, three-section, ball-bearing suspensions.

Components have been tested to accept loads of 125 lbs. This exceeds ANSI/BIFMA X5.9-2004 standards for lateral files. Hinged door, 20-gauge steel, double-wall construction. Door swing is limited to 95 degrees to prevent contact with adjacent cabinet.

Shelves
Blank shelf, 22-gauge steel, formed 7/8" thick on front and back edges. End tab shelf, 22-gauge steel shelf and back, 20-gauge sides. Shelf offset along width to increase strength. Slotted on 1" increments to accept plate dividers.

Preconfigured lateral files meet or exceed ANSI/BIFMA X5.9-2004 standards when recommended counterbalance weight is installed.

Receding Door
20-gauge steel with full-width contoured curve pull. Equipped with sound absorber. Doors have guiding mechanism fitted with nylon glides to prevent metal-to-metal contact and ensure effortless operation. The diagrams on the following page identify various shelf and drawer combinations and related height clearances behind a receding door. The diagrams show typical use. Additional interior options can be installed behind a receding door.
Note: Dimensions have been taken from the front raised edge of the roll-out shelf.

Model Numbering System
Each character in the basic model number corresponds to a specific unit feature.
How to Build a Model Number
Example: Preconfigured 700 Series Curve Lateral Files & Multimedia Storage

S7CL	36	480	4D	BL	CBW50	334FBK

S7CL	Product name	**700 Series Curve Lateral File**
36	Width	**36" wide**
480	Interior height (nominal)	**48" high**
4D	Type of unit	**4 high, 4 drawer**
BL	Color code	**Black**
CBW50	Optional	**50# Counterbalance weight**
334FBK	Optional	**Front-to-back filing bars**

Each internal component has a corresponding character:

D	Drawer with side-to-side folder bars
R	Receding door, rollout shelf with side-to-side folder bars
E	End tab shelf with plate dividers
HD	Hinged door cabinet with blank shelves
HX	Hinged door cupboard without shelves
OVHD	Overfile storage cabinet

The 334 model number for accessories indicates the item may be used in all cabinet widths.

Accessories
Plate dividers, 18-gauge steel, notched to lock into shelf. Folder bars, 30" & 36" (14-gauge steel); 42" (12-gauge steel), offset to maximize strength. Suspended binder frames are constructed of 14- to 18-gauge steel. Screw-mounted to cabinet uprights. Fit behind multi-media cabinets and behind receding doors.

Adjustable Glides
Lateral files and storage cabinets are supplied with four adjustable glides. The glides can be adjusted from inside the cabinet using a 1/4" hex socket wrench or from outside the cabinet using a 7/8" wrench. Standard glides provide 3/4" adjustment, longer glides are also available. Overall cabinet heights include the glide in its recessed position.

Interlock
All cabinets are equipped with an interlock safety mechanism. This mechanism reduces the possibility of cabinet tip-over by permitting only one drawer to be opened at a time. With some unique combinations, an individual drawer may not be controlled by the interlock. In these instances, a caution label will be affixed to the drawer body.

Locks
Locks are standard on all units. Locks are a high-security double-bit design. One KI breakaway key and one standard key are included with each lock. Units are standard with random keys in a range of 200 different numbers (994 key numbers are available to order). Specific key combinations are available at no additional charge. This information must be included with the order.

Locks can be master keyed. Please see the accessories sections of this price book for ordering keys. Available keys are:
- Lock Core/Keys - Lock core and 2 keys are used in P-Series lock housings. Indicate in order notes if a specific core number is required.
- Master Key - Single key which opens any P-Series lock.
- Extractor Key - Single key which extracts any P-Series lock core.
- Blank Key - Single uncut P-Series key to be cut as required by locksmith.
- Cut Key - 2 keys for a specific P-Series lock core number as indicated in the order notes.

All locks have removable and interchangeable plugs. This feature provides for on-site custom keying. Units can be supplied with the lock plugs installed or shipped separately. To install or remove lock plugs, a unique key is required. This key is the extractor (core-removal) key and can be found in the storage accessories portions of this price book. Contact customer service to order lock accessories. To order plugs for field installation, specify "lock plugs not installed" on order. Order must specify total quantity of specific key numbered locks.
Example: 30 plugs
3 keyed alike
10 keyed alike
17 keyed alike

Commercial Pack
This is the standard pack that KI offers on all files and storage products. This consists of a plastic poly bag placed over the unit, corrugated top and bottom cap, corner blocking and stretch wrap to keep the packaging intact.

Standard Paint Finishes
All KI products are iron phosphate treated prior to painting. This process enhances top coat bonding. Powder coat application is a highbred epoxy. The paint is baked on to provide a scratch and stain resistant surface. All inside and outside shell and front surfaces are painted with the same specified paint color. Interior components and accessories are painted a black finish. Mechanical components are black plated.

Color Match
KI offers the additional option of color matching paint, polypropylene, or wood stain through Product Modification Requests. Contact Customer Service for details.

INSTALLATION

Caution Labels
Caution and safety-related information is contained on a peel-off label affixed to the front of the cabinet. This label is to be removed by the customer.
Caution: Information is also permanently affixed to the left side of the top drawer. Both labels contain important installation and loading information

Installation Information
Complete instructions on the proper installation and use of KI files are provided in each file shipped. The instructions refer to correct methods of leveling, ganging and loading. Counterbalance weights should be installed in all single freestanding files.

Field Reconfiguration
As needs change, KI lateral files and storage cabinets can readily be field-changed; however, this process should be undertaken by a qualified service technician.

Inside Drawer and Shelf Dimensions*	30W x 18D Cabinet		36W x 18D Cabinet		42W x 18D Cabinet	
	W	D	W	D	W	D
10 1/2" Drawer	26 3/4"	15 7/8"	32 3/4"	15 7/8"	38 3/4"	15 7/8"
12" Single Rollout Shelf	26 3/4"	15 7/8"	32 3/4"	15 7/8"	38 3/4"	15 7/8"
Blank Shelf	26 3/4"	16 3/16"	32 3/4"	16 3/16"	38 3/4"	16 3/16"
12"End Tab Filing Shelf	26 3/4"	15 3/4"	32 3/4"	15 3/4"	38 3/4"	15 3/4"
Slotted Shelf	26 3/4"	15 1/2"	32 3/4"	15 1/2"	38 3/4"	15 1/2"
12" Drawer	26 3/4"	15 7/8"	32 3/4"	15 7/8"	38 3/4"	15 7/8"
13 1/2" Rollout Shelf	26 3/4"	15 7/8"	32 3/4"	15 7/8"	38 3/4"	15 7/8"
13 1/2" Drawer	26 3/4"	15 7/8"	32 3/4"	15 7/8"	38 3/4"	15 7/8"
15"End Tab Filing Shelf	26 3/4"	15 3/4"	32 3/4"	15 3/4"	38 3/4"	15 3/4"
Cupboard	28 1/2"	17"	34 1/2"	17"	40 1/2"	17"

* Dimensions have been taken from the front raised edge of rollout shelf. The inside clear dimension wide approximately 1/2" greater.

Hanging File Configurations		30W Cabinet	36W Cabinet	42W Cabinet
Letter	side-to-side	30FBA	36FBA	42FBA
	front-to-back	30FBA w(2)334FBK	36FBA w(2)334FBK	42FBA w(3)334FBK
Legal	side-to-side	30FBA	36FBA	42FBA
	front-to-back		36FBA w(2)334FBK	42FBA w(3)334FBK

Inside Clear Height of Shelf and Drawer Options

	12" Rollout Shelf Behind Receding Door	Blank/Slotted Shelf Behind Receding Door	End Tab Shelf Behind Receding Door	Tie Bar Shelf Below Receding Door	Drawer
3"					10 1/4"
6"					11 1/2"
7 1/2"					13 1/16"
9"					
10 1/2"	10 9/16"		12 1/4"	12 3/4"	
12"	12 1/16"		13 3/8"		
13 1/2"					
15"					

Preconfigured Lateral Files
700 Series® Drawer Units

Preconfigured Lateral Files
700 Series® Drawer Units

	MODEL	W x D x H	MODEL NUMBER: Basic Model (A)	Pull Option (B)	Unit Color (C)	Optional Counter-balance Weight (D)	Lock Option (E)	Lock Color (F)	Approx. Packaged Weight	Delivered Pricing	Counter-balance Weight add to list price
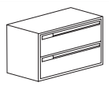 S7LTU	**23-15/16" File, 2 High** • Two 10-1/2" drawers with FBA folder bars • Counterbalance weights are required for freestanding units	30 x 18 x 23-15/16"	S7L/302102D	□□□□	□□	□□□□□	□□□	□□□	110.0#	$ 1181	$ 233
		36 x 18 x 23-15/16"	S7L/362102D	□□□□	□□	□□□□□	□□□	□□□	120.0#	1328	233
		42 x 18 x 23-15/16"	S7L/422102D	□□□□	□□	□□□□□	□□□	□□□	130.0#	1447	233
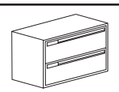 S7LTU	**27" File, 2 High** • Two 12" drawers with FBA folder bars • Counterbalance weights are required for freestanding units	30 x 18 x 27"	S7L/302402D	□□□□	□□	□□□□□	□□□	□□□	110.0#	$ 1181	$ 233
		36 x 18 x 27"	S7L/362402D	□□□□	□□	□□□□□	□□□	□□□	120.0#	1328	233
		42 x 18 x 27"	S7L/422402D	□□□□	□□	□□□□□	□□□	□□□	130.0#	1447	233
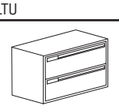 S7LTU	**30-1/16" File, 2 High** • Two 13-1/2" drawers with FBA folder bars • Counterbalance weights are required for freestanding units	30 x 18 x 30-1/16"	S7L/302702D	□□□□	□□	□□□□□	□□□	□□□	115.0#	$ 1181	$ 233
		36 x 18 x 30-1/16"	S7L/362702D	□□□□	□□	□□□□□	□□□	□□□	125.0#	1328	233
		42 x 18 x 30-1/16"	S7L/422702D	□□□□	□□	□□□□□	□□□	□□□	135.0#	1447	233
 S7LTU	**39-1/4" File, 3 High** • Three 12" drawers with FBA folder bars • Counterbalance weights are required for freestanding units	30 x 18 x 39-1/4"	S7L/303603D	□□□□	□□	□□□□□	□□□	□□□	140.0#	$ 1582	$ 233
		36 x 18 x 39-1/4"	S7L/363603D	□□□□	□□	□□□□□	□□□	□□□	150.0#	1789	233
		42 x 18 x 39-1/4"	S7L/423603D	□□□□	□□	□□□□□	□□□	□□□	170.0#	1996	233
				Ⓑ	Ⓒ	Ⓓ	Ⓔ	Ⓕ			

HOW TO ORDER

Indicate the following information on order form:
1. Quantity of each item.
2. Model number, including options. See “How To Build a Model Number”.
3. Any special service required.

Note: • The □ indicates that a choice is required.
- The absence of the □ indicates that no choice is required.
- Alpha-numeric characters in place of □ indicate that no other alternatives are available.

HOW TO BUILD A MODEL NUMBER

Ⓐ Select basic model.

Ⓑ Select pull option.

ALBT	- Aluminum bow tie pull
ALMT	- Aluminum metric pull
ARCN	- Arc nickel pull
CLSC	- Classic (inset pull)
CZP	- Connection Zone pull
NKBT	- Nickel bow tie pull
RETN	- Retro nickel pull

Ⓒ Select unit and drawer color.
Refer to the **Product Color Options** page in this price list.

Ⓓ Select counterbalance weight.

CBW	- With Counterbalance
NOCBW	- No Counterbalance

See pricing column for counterbalance weight upcharge.

Ⓔ Select lock option.

KA	- Key alike
KS	- Key standard
NLC	- No lock core

Ⓕ Select lock color.
Refer to the **Product Color Options** page in this price list.

INFORMATION

Folder Bars
Files are configured for side-to-side media storage. For alternative configurations, see the General Information section.

Height
All dimensions shown include 1/8” allowance for glides in recessed position.

Accessories
See accessory section for accessories that can be ordered separately.

Weights
Figures provided are approximate and reflect packaged product without additional accessories.

SPECIAL SERVICES

Special Carton Marking

With specially marked information	N/C

Shipping
Ships **assembled, FOB Pembroke, ON K8A 0E1, freight prepaid.** Freight class 70.

Specifications and prices are subject to change without prior notice.

Preconfigured Lateral Files
700 Series® Drawer Units

Preconfigured Lateral Files
700 Series® Drawer Units

	MODEL	W x D x H	MODEL NUMBER: Basic Model	Pull Option	Unit Color	Optional Counter-balance Weight	Lock Option	Lock Color	Approx. Packaged Weight	Delivered Pricing	Counter-balance Weight add to list price
 S7LTU	**51-1/2" File, 4 High** • Four 12" drawers with FBA folder bars • Counterbalance weights are required for freestanding units	30 x 18 x 51-1/2"	S7L/304804D	□□□□	□□	□□□□□	□□□	□□□	180.0#	$ 1982	$ 180
		36 x 18 x 51-1/2"	S7L/364804D	□□□□	□□	□□□□□	□□□	□□□	200.0#	2312	180
		42 x 18 x 51-1/2"	S7L/424804D	□□□□	□□	□□□□□	□□□	□□□	220.0#	2625	180
 S7LTU	**54-9/16" File, 4 High** • One 15" receding door/end tab shelf with 3 plate dividers • Three 12" drawers with FBA folder bars • Counterbalance weights are required for freestanding units	30 x 18 x 54-9/16"	S7L/305104D	□□□□	□□	□□□□□	□□□	□□□	170.0#	$ 2277	$ 180
		36 x 18 x 54-9/16"	S7L/365104D	□□□□	□□	□□□□□	□□□	□□□	190.0#	2446	180
		42 x 18 x 54-9/16"	S7L/425104D	□□□□	□□	□□□□□	□□□	□□□	210.0#	2925	180
 S7LTU	**56-3/32" File, 5 High** • Five 10-1/2" drawers with FBA folder bars • Counterbalance weights are required for freestanding units	30 x 18 x 56-3/32"	S7L/305255D	□□□□	□□	□□□□□	□□□	□□□	235.0#	$ 2565	$ 180
		36 x 18 x 56-3/32"	S7L/365255D	□□□□	□□	□□□□□	□□□	□□□	255.0#	2779	180
		42 x 18 x 56-3/32"	S7L/425255D	□□□□	□□	□□□□□	□□□	□□□	275.0#	2999	180
 S7LTU	**59-5/32" File, 5 High** • One 12" receding door/rollout shelf with 3 plate dividers • One 12" drawer with FBA folder bars • Three 10-1/2" drawers with FBA folder bars • Counterbalance weights are required for freestanding units	30 x 18 x 59-5/32"	S7L/305555D	□□□□	□□	□□□□□	□□□	□□□	200.0#	$ 2362	$ 180
		36 x 18 x 59-5/32"	S7L/365555D	□□□□	□□	□□□□□	□□□	□□□	215.0#	2706	180
		42 x 18 x 59-5/32"	S7L/425555D	□□□□	□□	□□□□□	□□□	□□□	230.0#	3061	180

Ⓐ Ⓑ Ⓒ Ⓓ Ⓔ Ⓕ

HOW TO ORDER

Indicate the following information on order form:
1. Quantity of each item.
2. Model number, including options. See "How To Build a Model Number".
3. Any special service required.

Note: • The □ indicates that a choice is required.
- The absence of the □ indicates that no choice is required.
- Alpha-numeric characters in place of □ indicate that no other alternatives are available.

HOW TO BUILD A MODEL NUMBER

Ⓐ Select basic model.

Ⓑ Select pull option.

ALBT	- Aluminum bow tie pull
ALMT	- Aluminum metric pull
ARCN	- Arc nickel pull
CLSC	- Classic (inset pull)
CZP	- Connection Zone pull
NKBT	- Nickel bow tie pull
RETN	- Retro nickel pull

Ⓒ Select unit and drawer color.
Refer to the **Product Color Options** page in this price list.

Ⓓ Select counterbalance weight.

CBW	- With Counterbalance
NOCBW	- No Counterbalance

See pricing column for counterbalance weight upcharge.

Ⓔ Select lock option.

KA	- Key alike
KS	- Key standard
NLC	- No lock core

Ⓕ Select lock color.
Refer to the **Product Color Options** page in this price list.

INFORMATION

Folder Bars
Files are configured for side-to-side media storage. For alternative configurations, see the General Information section.

Height
All dimensions shown include 1/8" allowance for glides in recessed position.

Accessories
See accessory section for accessories that can be ordered separately.

Weights
Figures provided are approximate and reflect packaged product without additional accessories.

SPECIAL SERVICES

Special Carton Marking

With specially marked information	N/C

Shipping
Ships **assembled, FOB Pembroke, ON K8A 0E1, freight prepaid.** Freight class 70.

Specifications and prices are subject to change without prior notice.

Preconfigured Lateral Files
700 Series® Drawer Units

Preconfigured Lateral Files
700 Series® Drawer Units

	MODEL	W x D x H	MODEL NUMBER: Basic Model	Pull Option	Unit Color	Optional Counter-balance Weight	Lock Option	Lock Color	Approx. Packaged Weight	Delivered Pricing	Counter-balance Weight add to list price
 S7LTU	**63-3/4" File, 5 High** • One 12" receding door/rollout shelf with 3 plate dividers • Four 12" drawers with FBA folding bars • Counterbalance weights are required for freestanding units	30 x 18 x 63-3/4"	S7L/306005D	□□□□	□□	□□□□□	□□□	□□□	230.0#	$ 2362	$ 180
		36 x 18 x 63-3/4"	S7L/366005D	□□□□	□□	□□□□□	□□□	□□□	250.0#	2706	180
		42 x 18 x 63-3/4"	S7L/426005D	□□□□	□□	□□□□□	□□□	□□□	270.0#	3061	180
 S7LTU	**65-9/32" File, 5 High** • One 12" receding door/rollout shelf with 3 plate dividers • One 1-1/2" tie bar or posting shelf • DP model replaces 1-1/2" tie bar with a 1-1/2" posting shelf • Four 12" drawers with FBA folder bars • Counterbalance weights are required for freestanding units	30 x 18 x 65-9/32"	S7L/306155D	□□□□	□□	□□□□□	□□□	□□□	230.0#	$ 2362	$ 180
		30 x 18 x 65-9/32"	S7L/306155DP	□□□□	□□	□□□□□	□□□	□□□	255.0#	2523	180
		36 x 18 x 65-9/32"	S7L/366155D	□□□□	□□	□□□□□	□□□	□□□	250.0#	2706	180
		36 x 18 x 65-9/32"	S7L/366155DP	□□□□	□□	□□□□□	□□□	□□□	270.0#	2870	180
		42 x 18 x 65-9/32"	S7L/426155D	□□□□	□□	□□□□□	□□□	□□□	270.0#	3061	180
		42 x 18 x 65-9/32"	S7L/426155DP	□□□□	□□	□□□□□	□□□	□□□	315.0#	3221	180
 S7LTU	**68-11/32" File, 5 High** • One 15" receding door/end tab shelf with 3 plate dividers • One 1-1/2" tie bar • 1-1/2" structural filler shelf on 42" wide • Four 12" drawers with FBA folder bars • Counterbalance weights are required for freestanding units	30 x 18 x 68-11/32"	S7L/306455D	□□□□	□□	□□□□□	□□□	□□□	225.0#	$ 2760	$ 180
		36 x 18 x 68-11/32"	S7L/366455D	□□□□	□□	□□□□□	□□□	□□□	240.0#	2938	180
		42 x 18 x 68-11/32"	S7L/426455D	□□□□	□□	□□□□□	□□□	□□□	275.0#	3352	180

Ⓐ Ⓑ Ⓒ Ⓓ Ⓔ Ⓕ

HOW TO ORDER

Indicate the following information on order form:
1. Quantity of each item.
2. Model number, including options. See "How To Build a Model Number".
3. Any special service required.

Note: • The □ indicates that a choice is required.
- The absence of the □ indicates that no choice is required.
- Alpha-numeric characters in place of □ indicate that no other alternatives are available.

HOW TO BUILD A MODEL NUMBER

Ⓐ Select basic model.

Ⓑ Select pull option.

ALBT	- Aluminum bow tie pull
ALMT	- Aluminum metric pull
ARCN	- Arc nickel pull
CLSC	- Classic (inset pull)
CZP	- Connection Zone pull
NKBT	- Nickel bow tie pull
RETN	- Retro nickel pull

Ⓒ Select unit and drawer color.
Refer to the **Product Color Options** page in this price list.

Ⓓ Select counterbalance weight.

CBW	- With Counterbalance
NOCBW	- No Counterbalance

See pricing column for counterbalance weight upcharge.

Ⓔ Select lock option.

KA	- Key alike
KS	- Key standard
NLC	- No lock core

Ⓕ Select lock color.
Refer to the **Product Color Options** page in this price list.

INFORMATION

Folder Bars
Files are configured for side-to-side media storage. For alternative configurations, see the General Information section.

Height
All dimensions shown include 1/8" allowance for glides in recessed position.

Accessories
See accessory section for accessories that can be ordered separately.

Weights
Figures provided are approximate and reflect packaged product without additional accessories.

SPECIAL SERVICES

Special Carton Marking

With specially marked information	N/C

Shipping
Ships **assembled, FOB Pembroke, ON K8A 0E1, freight prepaid.** Freight class 70.

Specifications and prices are subject to change without prior notice.

Preconfigured Lateral Files
700 Series® Drawer Units

Preconfigured Lateral Files
700 Series® Drawer Units

	MODEL	W x D x H	MODEL NUMBER: Basic Model	Pull Option	Unit Color	Optional Counter-balance Weight	Lock Option	Lock Color	Approx. Packaged Weight	Delivered Pricing	Counter-balance Weight add to list price
 S7LTU	**71-13/32" File, 6 High** • One 13-1/2" receding door • One 1-1/2" tie bar slotted shelf with 3 plate dividers on 30" and 36" wide • 1-1/2" structural filler shelf on 42" wide • Five 10-1/2" drawers with FBA folder bars • Counterbalance weights are required for freestanding units	30 x 18 x 71-13/32"	S7L/306756D	□□□□	□□	□□□□□	□□□	□□□	270.0#	$ 3203	$ 180
		36 x 18 x 71-13/32"	S7L/366756D	□□□□	□□	□□□□□	□□□	□□□	300.0#	3540	180
		42 x 18 x 71-13/32"	S7L/426756D	□□□□	□□	□□□□□	□□□	□□□	345.0#	4040	180
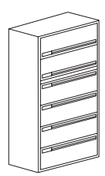 S7LTU	**77-17/32" File, 6 High** • One 12" receding door/end tab shelf with plate dividers • One 12" receding door/rollout shelf with 3 plate dividers • One 1-1/2" tie bar • 1-1/2" structural filler shelf on 42" wide • Four 12" drawers with FBA folder bars • Counterbalance weights are required for freestanding units	30 x 18 x 77-17/32"	S7L/307356D	CLSC	□□	□□□□□	□□□	□□□	270.0#	$ 2861	$ 180
		36 x 18 x 77-17/32"	S7L/367356D	CLSC	□□	□□□□□	□□□	□□□	295.0#	3283	180
		42 x 18 x 77-17/32"	S7L/427356D	CLSC	□□	□□□□□	□□□	□□□	339.0#	3749	180
			Ⓐ	Ⓑ	Ⓒ	Ⓓ	Ⓔ	Ⓕ			

HOW TO ORDER

Indicate the following information on order form:
1. Quantity of each item.
2. Model number, including options. See "How To Build a Model Number".
3. Any special service required.

Note: • The □ indicates that a choice is required.
- The absence of the □ indicates that no choice is required.
- Alpha-numeric characters in place of □ indicate that no other alternatives are available.

HOW TO BUILD A MODEL NUMBER

Ⓐ Select basic model.

Ⓑ Select pull option.

ALBT	- Aluminum bow tie pull
ALMT	- Aluminum metric pull
ARCN	- Arc nickel pull
CLSC	- Classic (inset pull)
CZP	- Connection Zone pull
NKBT	- Nickel bow tie pull
RETN	- Retro nickel pull

Ⓒ Select unit and drawer color.
Refer to the **Product Color Options** page in this price list.

Ⓓ Select counterbalance weight.

CBW	- With Counterbalance
NOCBW	- No Counterbalance

See pricing column for counterbalance weight upcharge.

Ⓔ Select lock option.

KA	- Key alike
KS	- Key standard
NLC	- No lock core

Ⓕ Select lock color.
Refer to the **Product Color Options** page in this price list.

INFORMATION

Folder Bars
Files are configured for side-to-side media storage. For alternative configurations, see the General Information section.

Height
All dimensions shown include 1/8" allowance for glides in recessed position.

Accessories
See accessory section for accessories that can be ordered separately.

Weights
Figures provided are approximate and reflect packaged product without additional accessories.

SPECIAL SERVICES

Special Carton Marking

With specially marked information	N/C

Shipping
Ships **assembled, FOB Pembroke, ON K8A 0E1, freight prepaid.** Freight class 70.

Specifications and prices are subject to change without prior notice.

Preconfigured Lateral Files
700 Series® Curve Drawer Units

Preconfigured Lateral Files
700 Series® Curve Drawer Units

	MODEL	W x D	MODEL NUMBER: Basic Model	Dimpled	Unit Color	Pull Color	Optional Counter-balance Weight	Lock Option	Lock Color	Approx. Packaged Weight	Delivered Pricing	Dimpled Front add to list price	Counter-balance Weight add to list price
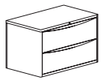 S7CL	**23-15/16" File, 2 High** • Two 10-1/2" drawers with FBA folder bars • Counterbalance weights are required for freestanding units	30 x 18"	S7CL302102D	☐	☐☐☐	☐☐☐☐☐☐☐	☐☐☐☐☐	☐☐☐	☐☐☐	110.0#	$ 1323	$ 25	$ 233
		36 x 18"	S7CL362102D	☐	☐☐☐	☐☐☐☐☐☐☐	☐☐☐☐☐	☐☐☐	☐☐☐	120.0#	1487	30	233
		42 x 18"	S7CL422102D	☐	☐☐☐	☐☐☐☐☐☐☐	☐☐☐☐☐	☐☐☐	☐☐☐	130.0#	1622	33	233
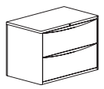 S7CL	**27" File, 2 High** • Two 12" drawers with FBA folder bars • Counterbalance weights are required for freestanding units	30 x 18"	S7CL302402D	☐	☐☐☐	☐☐☐☐☐☐☐	☐☐☐☐☐	☐☐☐	☐☐☐	110.0#	$ 1323	$ 25	$ 233
		36 x 18"	S7CL362402D	☐	☐☐☐	☐☐☐☐☐☐☐	☐☐☐☐☐	☐☐☐	☐☐☐	120.0#	1487	30	233
		42 x 18"	S7CL422402D	☐	☐☐☐	☐☐☐☐☐☐☐	☐☐☐☐☐	☐☐☐	☐☐☐	130.0#	1622	33	233
 S7CL	**39-1/4" File, 3 High** • Three 12" drawers with FBA folder bars • Counterbalance weights are required for freestanding units	30 x 18"	S7CL303603D	☐	☐☐☐	☐☐☐☐☐☐☐	☐☐☐☐☐	☐☐☐	☐☐☐	140.0#	$ 1773	$ 36	$ 233
		36 x 18"	S7CL363603D	☐	☐☐☐	☐☐☐☐☐☐☐	☐☐☐☐☐	☐☐☐	☐☐☐	150.0#	2010	41	233
		42 x 18"	S7CL423603D	☐	☐☐☐	☐☐☐☐☐☐☐	☐☐☐☐☐	☐☐☐	☐☐☐	170.0#	2235	46	233
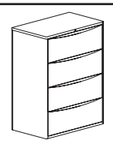 S7CL	**51-1/2" File, 4 High** • Four 12" drawers with FBA folder bars • Counterbalance weights are required for freestanding units	30 x 18"	S7CL304804D	☐	☐☐☐	☐☐☐☐☐☐☐	☐☐☐☐☐	☐☐☐	☐☐☐	180.0#	$ 2221	$ 44	$ 180
		36 x 18"	S7CL364804D	☐	☐☐☐	☐☐☐☐☐☐☐	☐☐☐☐☐	☐☐☐	☐☐☐	200.0#	2593	50	180
		42 x 18"	S7CL424804D	☐	☐☐☐	☐☐☐☐☐☐☐	☐☐☐☐☐	☐☐☐	☐☐☐	220.0#	2938	59	180

Ⓐ Ⓑ Ⓒ Ⓓ Ⓔ Ⓕ Ⓖ

HOW TO ORDER

Indicate the following information on order form:
1. Quantity of each item.
2. Model number, including options. See "How To Build a Model Number".
3. Any special service required.

Note: • The ☐ indicates that a choice is required.
- The absence of the ☐ indicates that no choice is required.
- Alpha-numeric characters in place of ☐ indicate that no other alternatives are available.

HOW TO BUILD A MODEL NUMBER

Ⓐ Select basic model.

Ⓑ Select flat or dimpled front.

D	- Dimpled
F	- Flat

See upcharge column for D option.

Ⓒ Select unit and drawer color.
Refer to the **Product Color Options** page in this price list.

Ⓓ Select drawer pull color.
Refer to the **Product Color Options** page in this price list.

Ⓔ Select counterbalance weight.

CBW	- With Counterbalance
NOCBW	- No Counterbalance

See pricing column for counterbalance weight upcharge.

Ⓕ Select lock option.

KS	- Key standard
NLC	- No lock core
KA	- Key alike

Ⓖ Select lock color.
Refer to the **Product Color Options** page in this price list.

INFORMATION

Folder Bars
Files are configured for side-to-side media storage. For alternative configurations, see the General Information section.

Height
All dimensions shown include 1/8" allowance for glides in recessed position.

Accessories
See accessory section for accessories that can be ordered separately.

Weights
Figures provided are approximate and reflect packaged product without additional accessories.

SPECIAL SERVICES

Special Carton Marking

With specially marked information	N/C

Shipping
Ships **assembled, FOB Pembroke, ON K8A 0E1, freight prepaid.** Freight class 70.

Specifications and prices are subject to change without prior notice.

Preconfigured Lateral Files
700 Series® Curve Drawer Units

Preconfigured Lateral Files
700 Series® Curve Drawer Units

	MODEL	W x D	MODEL NUMBER Basic Model	Dimpled	Unit Color	Pull Color	Optional Counter-balance Weight	Lock Option	Lock Color	Approx. Packaged Weight	Delivered Pricing	Dimpled Front add to list price	Counter-balance Weight add to list price
 S7CL	**54-9/16" File, 4 High** • One 13-1/2" receding door/end tab shelf with 3 plate dividers • 1-1/2" tie bar shelf • Three 12" drawers with FBA folder bars • Counterbalance weights are required for freestanding units	30 x 18"	S7CL305104D	☐	☐☐☐	☐☐☐☐☐☐☐	☐☐☐☐☐	☐☐☐	☐☐☐	170.0#	$ 2549	$ 48	$ 180
		36 x 18"	S7CL365104D	☐	☐☐☐	☐☐☐☐☐☐☐	☐☐☐☐☐	☐☐☐	☐☐☐	190.0#	2742	51	180
		42 x 18"	S7CL425104D	☐	☐☐☐	☐☐☐☐☐☐☐	☐☐☐☐☐	☐☐☐	☐☐☐	210.0#	3272	66	180
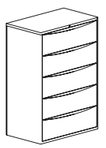 S7CL	**56-3/32" File, 5 High** • Five 10-1/2" drawers with FBA folder bars • Counterbalance weights are required for freestanding units	30 x 18"	S7CL305255D	☐	☐☐☐	☐☐☐☐☐☐☐	☐☐☐☐☐	☐☐☐	☐☐☐	235.0#	$ 2871	$ 56	$ 180
		36 x 18"	S7CL365255D	☐	☐☐☐	☐☐☐☐☐☐☐	☐☐☐☐☐	☐☐☐	☐☐☐	255.0#	3112	60	180
		42 x 18"	S7CL425255D	☐	☐☐☐	☐☐☐☐☐☐☐	☐☐☐☐☐	☐☐☐	☐☐☐	275.0#	3363	66	180
 S7CL	**59-5/32" File, 5 High** • One 12" receding door/rollout shelf with 3 plate dividers • 1-1/2" tie bar • Four 10-1/2" drawers with FBA folder bars • Counterbalance weights are required for freestanding units	30 x 18"	S7CL305555D	☐	☐☐☐	☐☐☐☐☐☐☐	☐☐☐☐☐	☐☐☐	☐☐☐	200.0#	$ 2642	$ 50	$ 180
		36 x 18"	S7CL365555D	☐	☐☐☐	☐☐☐☐☐☐☐	☐☐☐☐☐	☐☐☐	☐☐☐	215.0#	3030	60	180
		42 x 18"	S7CL425555D	☐	☐☐☐	☐☐☐☐☐☐☐	☐☐☐☐☐	☐☐☐	☐☐☐	230.0#	3427	68	180
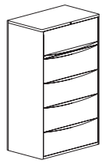 S7CL	**65-9/32" File, 5 High** • One 12" receding door/rollout shelf with 3 plate dividers • 1-1/2" tie bar • Four 12" drawers with FBA folder bars • Counterbalance weights are required for freestanding units	30 x 18"	S7CL306155D	☐	☐☐☐	☐☐☐☐☐☐☐	☐☐☐☐☐	☐☐☐	☐☐☐	230.0#	$ 2642	$ 50	$ 180
		36 x 18"	S7CL366155D	☐	☐☐☐	☐☐☐☐☐☐☐	☐☐☐☐☐	☐☐☐	☐☐☐	250.0#	3030	60	180
		42 x 18"	S7CL426155D	☐	☐☐☐	☐☐☐☐☐☐☐	☐☐☐☐☐	☐☐☐	☐☐☐	270.0#	3427	68	180
				Ⓐ	Ⓑ	Ⓒ	Ⓓ	Ⓔ	Ⓕ	Ⓖ			

HOW TO ORDER

Indicate the following information on order form:
1. Quantity of each item.
2. Model number, including options. See "How To Build a Model Number".
3. Any special service required.

Note: • The ☐ indicates that a choice is required.
• The absence of the ☐ indicates that no choice is required.
• Alpha-numeric characters in place of ☐ indicate that no other alternatives are available.

HOW TO BUILD A MODEL NUMBER

Ⓐ Select basic model.

Ⓑ Select flat or dimpled front.

D	- Dimpled
F	- Flat

See upcharge column for D option.

Ⓒ Select unit and drawer color.
Refer to the **Product Color Options** page in this price list.

Ⓓ Select drawer pull color.
Refer to the **Product Color Options** page in this price list.

Ⓔ Select counterbalance weight.

CBW	- With Counterbalance
NOCBW	- No Counterbalance

See pricing column for counterbalance weight upcharge.

Ⓕ Select lock option.

KA	- Key alike
KS	- Key standard
NLC	- No lock core

Ⓖ Select lock color.
Refer to the **Product Color Options** page in this price list.

INFORMATION

Folder Bars
Files are configured for side-to-side media storage. For alternative configurations, see the General Information section.

Height
All dimensions shown include 1/8" allowance for glides in recessed position.

Accessories
See accessory section for accessories that can be ordered separately.

Weights
Figures provided are approximate and reflect packaged product without additional accessories.

SPECIAL SERVICES

Special Carton Marking

With specially marked information	N/C

Shipping
Ships **assembled, FOB Pembroke, ON K8A 0E1, freight prepaid.** Freight class 70.

Specifications and prices are subject to change without prior notice.

Preconfigured Lateral Files
700 Series® Curve Drawer Units

Preconfigured Lateral Files
700 Series® Curve Drawer Units

	MODEL	W x D	MODEL NUMBER: Basic Model	Dimpled	Unit Color	Pull Color	Optional Counter-balance Weight	Lock Option	Lock Color	Approx. Packaged Weight	Delivered Pricing	Dimpled Front add to list price	Counter-balance Weight add to list price
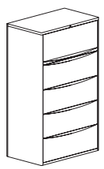 S7CL	**66-13/16" File, 5 High** • One 13-1/2" receding door/rollout shelf with 3 plate dividers • 1-1/2" slotted tie bar • Four 12" drawers with FBA folding bars • Counterbalance weights are required for freestanding units	30 x 18"	S7CL306305D	☐	☐☐☐	☐☐☐☐☐☐☐	☐☐☐☐☐	☐☐☐	☐☐☐	203.0#	$ 2750	$ 50	$ 180
		36 x 18"	S7CL366305D	☐	☐☐☐	☐☐☐☐☐☐☐	☐☐☐☐☐	☐☐☐	☐☐☐	218.0#	3148	60	180
		42 x 18"	S7CL426305D	☐	☐☐☐	☐☐☐☐☐☐☐	☐☐☐☐☐	☐☐☐	☐☐☐	233.0#	3566	68	180
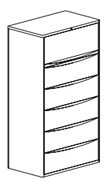 S7CL	**71-13/32" File, 6 High** • One 13-1/2" receding door • 1-1/2" tie bar slotted shelf with 3 plate dividers • Five 10-1/2" drawers with FBA folder bars • Counterbalance weights are required for freestanding units	30 x 18"	S7CL306756D	☐	☐☐☐	☐☐☐☐☐☐☐	☐☐☐☐☐	☐☐☐	☐☐☐	270.0#	$ 3584	$ 69	$ 180
		36 x 18"	S7CL366756D	☐	☐☐☐	☐☐☐☐☐☐☐	☐☐☐☐☐	☐☐☐	☐☐☐	300.0#	3965	80	180
				Ⓐ	Ⓑ	Ⓒ	Ⓓ	Ⓔ	Ⓕ	Ⓖ			

HOW TO ORDER

Indicate the following information on order form:
1. Quantity of each item.
2. Model number, including options. See "How To Build a Model Number".
3. Any special service required.

Note: • The ☐ indicates that a choice is required.
- The absence of the ☐ indicates that no choice is required.
- Alpha-numeric characters in place of ☐ indicate that no other alternatives are available.

HOW TO BUILD A MODEL NUMBER

Ⓐ Select basic model.

Ⓑ Select flat or dimpled front.

D	- Dimpled
F	- Flat

See upcharge column for D option.

Ⓒ Select unit and drawer color.
Refer to the **Product Color Options** page in this price list.

Ⓓ Select drawer pull color.
Refer to the **Product Color Options** page in this price list.

Ⓔ Select counterbalance weight.

CBW	- With Counterbalance
NOCBW	- No Counterbalance

See pricing column for counterbalance weight upcharge.

Ⓕ Select lock option.

KA	- Key alike
KS	- Key standard
NLC	- No lock core

Ⓖ Select lock color.
Refer to the **Product Color Options** page in this price list.

INFORMATION

Folder Bars
Files are configured for side-to-side media storage. For alternative configurations, see the General Information section.

Height
All dimensions shown include 1/8" allowance for glides in recessed position.

Accessories
See accessory section for accessories that can be ordered separately.

Weights
Figures provided are approximate and reflect packaged product without additional accessories.

SPECIAL SERVICES

Special Carton Marking

With specially marked information	N/C

Shipping
Ships **assembled, FOB Pembroke, ON K8A 0E1, freight prepaid.** Freight class 70.

Specifications and prices are subject to change without prior notice.

Preconfigured Lateral Files
700 Series® Receding Door Units

Preconfigured Lateral Files
700 Series® Receding Door Units

	MODEL	W x D x H	MODEL NUMBER: Basic Model	Pull Option	Unit Color	Optional Counter-balance Weight	Lock Option	Lock Color	Approx. Packaged Weight	Delivered Pricing	Counter-balance Weight add to list price
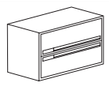 S7LTU	**27" File, 2 High** • One 12" receding door/rollout shelf with FBA folder bars • One 12" drawer with FBA folder bars • Counterbalance weights are required for freestanding units	30 x 18 x 27"	S7L/302402R	CLSC	☐☐	☐☐☐☐☐	☐☐☐	☐☐☐	110.0#	$ 1181	$ 233
		36 x 18 x 27"	S7L/362402R	CLSC	☐☐	☐☐☐☐☐	☐☐☐	☐☐☐	120.0#	1328	233
		42 x 18 x 27"	S7L/422402R	CLSC	☐☐	☐☐☐☐☐	☐☐☐	☐☐☐	130.0#	1447	233
 S7LTU	**39-1/4" File, 3 High** • Two 12" receding doors/rollout shelves with FBA folder bars • One 12" drawer with FBA folder bars • Counterbalance weights are required for freestanding units	30 x 18 x 39-1/4"	S7L/303603R	CLSC	☐☐	☐☐☐☐☐	☐☐☐	☐☐☐	145.0#	$ 1582	$ 233
		36 x 18 x 39-1/4"	S7L/363603R	CLSC	☐☐	☐☐☐☐☐	☐☐☐	☐☐☐	155.0#	1789	233
		42 x 18 x 39-1/4"	S7L/423603R	CLSC	☐☐	☐☐☐☐☐	☐☐☐	☐☐☐	175.0#	1996	233
 S7LTU	**51-1/2" File, 4 High** • Three 12" receding doors/rollout shelves with FBA folder bars • One 12" drawer with FBA folder bars • Counterbalance weights are required for freestanding units	30 x 18 x 51-1/2"	S7L/304804R	CLSC	☐☐	☐☐☐☐☐	☐☐☐	☐☐☐	185.0#	$ 1982	$ 180
		36 x 18 x 51-1/2"	S7L/364804R	CLSC	☐☐	☐☐☐☐☐	☐☐☐	☐☐☐	200.0#	2312	180
		42 x 18 x 51-1/2"	S7L/424804R	CLSC	☐☐	☐☐☐☐☐	☐☐☐	☐☐☐	220.0#	2625	180
			Ⓐ	Ⓑ	Ⓒ	Ⓓ	Ⓔ	Ⓕ			

HOW TO ORDER

Indicate the following information on order form:
1. Quantity of each item.
2. Model number, including options. See "How To Build a Model Number".
3. Any special service required.

Note: • The ☐ indicates that a choice is required.
- The absence of the ☐ indicates that no choice is required.
- Alpha-numeric characters in place of ☐ indicate that no other alternatives are available.

HOW TO BUILD A MODEL NUMBER

Ⓐ Select basic model.

Ⓑ Select pull option.

CLSC	- Classic (inset pull)

Ⓒ Select unit and drawer color.
Refer to the **Product Color Options** page in this price list.

Ⓓ Select counterbalance weight.

CBW	- With Counterbalance
NOCBW	- No Counterbalance

See pricing column for counterbalance weight upcharge.

Ⓔ Select lock option.

KA	- Key alike
KS	- Key standard
NLC	- No lock core

Ⓕ Select lock color.
Refer to the **Product Color Options** page in this price list.

INFORMATION

Folder Bars
Files are configured for side-to-side media storage. For alternative configurations, see the General Information section.

Height
All dimensions shown include 1/8" allowance for glides in recessed position.

Accessories
See accessory section for accessories that can be ordered separately.

Weights
Figures provided are approximate and reflect packaged product without additional accessories.

SPECIAL SERVICES

Special Carton Marking

With specially marked information	N/C

Shipping
Ships **assembled, FOB Pembroke, ON K8A 0E1, freight prepaid.** Freight class 70.

Specifications and prices are subject to change without prior notice.

Preconfigured Lateral Files
700 Series® Receding Door Units

Preconfigured Lateral Files
700 Series® Receding Door Units

	MODEL	W x D x H	MODEL NUMBER: Basic Model (A)	Pull Option (B)	Unit Color (C)	Optional Counterbalance Weight (D)	Lock Option (E)	Lock Color (F)	Approx. Packaged Weight	Delivered Pricing	Counterbalance Weight add to list price
 S7LTU	**63-3/4" File, 5 High** • One 12" receding door/rollout shelf with 3 plate dividers • Three 12" receding doors/rollout shelves with FBA folder bars • One 12" drawer with FBA folder bars • Counterbalance weights are required for freestanding units	30 x 18 x 63-3/4"	S7L/306005R	CLSC	□□	□□□□□	□□□	□□□	240.0#	$ 2362	$ 180
		36 x 18 x 63-3/4"	S7L/366005R	CLSC	□□	□□□□□	□□□	□□□	260.0#	2706	180
		42 x 18 x 63-3/4"	S7L/426005R	CLSC	□□	□□□□□	□□□	□□□	280.0#	3061	180
 S7LTU	**65-9/32" File, 5 High** • One 12" receding door/rollout shelf with 3 plate dividers • Three 12" receding door/rollout shelves with FBA folder bars • One 1-1/2" tie bar or posting shelf • One 12" drawer with FBA folder bars • Counterbalance weights are required for freestanding units • RP model replaces 1-1/2" tie bar with a 1-1/2" posting shelf	30 x 18 x 65-9/32"	S7L/306155R	CLSC	□□	□□□□□	□□□	□□□	204.0#	$ 2439	$ 180
		30 x 18 x 65-9/32"	S7L/306155RP	CLSC	□□	□□□□□	□□□	□□□	255.0#	2569	180
		36 x 18 x 65-9/32"	S7L/366155R	CLSC	□□	□□□□□	□□□	□□□	260.0#	2683	180
		36 x 18 x 65-9/32"	S7L/366155RP	CLSC	□□	□□□□□	□□□	□□□	270.0#	2706	180
		42 x 18 x 65-9/32"	S7L/426155R	CLSC	□□	□□□□□	□□□	□□□	280.0#	2936	180
		42 x 18 x 65-9/32"	S7L/426155RP	CLSC	□□	□□□□□	□□□	□□□	315.0#	3061	180

Ⓐ Ⓑ Ⓒ Ⓓ Ⓔ Ⓕ

HOW TO ORDER

Indicate the following information on order form:
1. Quantity of each item.
2. Model number, including options. See "How To Build a Model Number".
3. Any special service required.

Note: • The □ indicates that a choice is required.
- The absence of the □ indicates that no choice is required.
- Alpha-numeric characters in place of □ indicate that no other alternatives are available.

HOW TO BUILD A MODEL NUMBER

Ⓐ Select basic model.

Ⓑ Select pull option.

CLSC	- Classic (inset pull)

Ⓒ Select unit and drawer color.
Refer to the **Product Color Options** page in this price list.

Ⓓ Select counterbalance weight.

CBW	- With Counterbalance
NOCBW	- No Counterbalance

See pricing column for counterbalance weight upcharge.

Ⓔ Select lock option.

KA	- Key alike
KS	- Key standard
NLC	- No lock core

Ⓕ Select lock color.
Refer to the **Product Color Options** page in this price list.

INFORMATION

Folder Bars
Files are configured for side-to-side media storage. For alternative configurations, see the General Information section.

Height
All dimensions shown include 1/8" allowance for glides in recessed position.

Accessories
See accessory section for accessories that can be ordered separately.

Weights
Figures provided are approximate and reflect packaged product without additional accessories.

SPECIAL SERVICES

Special Carton Marking

With specially marked information	N/C

Shipping
Ships **assembled, FOB Pembroke, ON K8A 0E1, freight prepaid.** Freight class 70.

Specifications and prices are subject to change without prior notice.

Preconfigured Lateral Files

700 Series® End Tab Shelving Units

Preconfigured Lateral Files
700 Series® End Tab Shelving Units

	MODEL	W x D x H	MODEL NUMBER Basic Model	Pull Option	Unit Color	Lock Option	Lock Color	Approx. Packaged Weight	Delivered Pricing
 S7LTU	**27" File, 2 High** • Two 12" receding doors with fixed end tab shelves • Three plate dividers per opening	30 x 18 x 27"	S7L/302402E	CLSC	□□	□□□	□□□	110.0#	$ 1278
		36 x 18 x 27"	S7L/362402E	CLSC	□□	□□□	□□□	120.0#	1429
		42 x 18 x 27"	S7L/422402E	CLSC	□□	□□□	□□□	140.0#	1550
 S7LTU	**39-1/4" File, 3 High** • Three 12" receding doors with fixed end tab shelves • Three plate dividers per opening	30 x 18 x 39-1/4"	S7L/303603E	CLSC	□□	□□□	□□□	150.0#	$ 1722
		36 x 18 x 39-1/4"	S7L/363603E	CLSC	□□	□□□	□□□	165.0#	1926
		42 x 18 x 39-1/4"	S7L/423603E	CLSC	□□	□□□	□□□	185.0#	2138
 S7LTU	**51-1/2" File, 4 High** • Four 12" receding doors with fixed end tab shelves • Three plate dividers per opening • Lock included	30 x 18 x 51-1/2"	S7L/304804E	CLSC	□□	□□□	□□□	195.0#	$ 2156
		36 x 18 x 51-1/2"	S7L/364804E	CLSC	□□	□□□	□□□	210.0#	2503
		42 x 18 x 51-1/2"	S7L/424804E	CLSC	□□	□□□	□□□	230.0#	2810
			Ⓐ	Ⓑ	Ⓒ	Ⓓ	Ⓔ		

HOW TO ORDER

Indicate the following information on order form:
1. Quantity of each item.
2. Model number, including options. See "How To Build a Model Number".
3. Any special service required.

Note: • The □ indicates that a choice is required.
- The absence of the □ indicates that no choice is required.
- Alpha-numeric characters in place of □ indicate that no other alternatives are available.

HOW TO BUILD A MODEL NUMBER

Ⓐ Select basic model.

Ⓑ Select pull option.

CLSC	- Classic (inset pull)

Ⓒ Select unit and drawer color.
Refer to the **Product Color Options** page in this price list.

Ⓓ Select lock option.

KA	- Key alike
KS	- Key standard
NLC	- No lock core

Ⓔ Select lock color.
Refer to the **Product Color Options** page in this price list.

INFORMATION

Height
All dimensions shown include 1/8" allowance for glides in recessed position.

Accessories
See accessory section for accessories that can be ordered separately.

Weights
Figures provided are approximate and reflect packaged product without additional accessories.

SPECIAL SERVICES

Special Carton Marking

With specially marked information	N/C

Shipping
Ships **assembled, FOB Pembroke, ON K8A 0E1, freight prepaid.** Freight class 70.

Specifications and prices are subject to change without prior notice.

Preconfigured Lateral Files
700 Series® End Tab Shelving Units

Preconfigured Lateral Files
700 Series® End Tab Shelving Units

	MODEL	W x D x H	MODEL NUMBER: Basic Model	Pull Option	Unit Color	Lock Option	Lock Color	Approx. Packaged Weight	Delivered Pricing
 S7LTU	**65-9/32" File, 5 High** • Two 12" receding doors with fixed end tab shelves • 1-1/2" tie bar • Three 12" receding doors with fixed end tab shelves • Three plate dividers per opening	30 x 18 x 65-9/32"	S7L/306155E	CLSC	□□	□□□	□□□	220.0#	$ 2570
		36 x 18 x 65-9/32"	S7L/366155E	CLSC	□□	□□□	□□□	245.0#	2916
		42 x 18 x 65-9/32"	S7L/426155E	CLSC	□□	□□□	□□□	280.0#	3277
 S7LTU	**77-17/32" File, 6 High** • Three 12" receding doors with fixed end tab shelves • 1-1/2" tie bar on 30" and 36" wide • 1-1/2" structural filler shelf on 42" wide • Three 12" receding doors with fixed end tab shelves • Three plate dividers per opening	30 x 18 x 77-17/32"	S7L/307356E	CLSC	□□	□□□	□□□	245.0#	$ 3122
		36 x 18 x 77-17/32"	S7L/367356E	CLSC	□□	□□□	□□□	280.0#	3545
		42 x 18 x 77-17/32"	S7L/427356E	CLSC	□□	□□□	□□□	325.0#	4042
			Ⓐ	Ⓑ	Ⓒ	Ⓓ	Ⓔ		

HOW TO ORDER

Indicate the following information on order form:
1. Quantity of each item.
2. Model number, including options. See "How To Build a Model Number".
3. Any special service required.

Note: • The □ indicates that a choice is required.
- The absence of the □ indicates that no choice is required.
- Alpha-numeric characters in place of □ indicate that no other alternatives are available.

HOW TO BUILD A MODEL NUMBER

Ⓐ Select basic model.

Ⓑ Select pull option.

CLSC	- Classic (inset pull)

Ⓒ Select unit and drawer color.
Refer to the **Product Color Options** page in this price list.

Ⓓ Select lock option.

KA	- Key alike
KS	- Key standard
NLC	- No lock core

Ⓔ Select lock color.
Refer to the **Product Color Options** page in this price list.

INFORMATION

Height
All dimensions shown include 1/8" allowance for glides in recessed position.

Accessories
See accessory section for accessories that can be ordered separately.

Weights
Figures provided are approximate and reflect packaged product without additional accessories.

SPECIAL SERVICES

Special Carton Marking

With specially marked information	N/C

Shipping
Ships **assembled, FOB Pembroke, ON K8A 0E1, freight prepaid.** Freight class 70.

Specifications and prices are subject to change without prior notice.

Preconfigured Lateral Files

700 Series® Credenza Files

Preconfigured Lateral Files

700 Series® Credenza Files

	MODEL	W x D	MODEL NUMBER: Basic Model	Pull Option	Unit Color	Optional Counter-balance Weight	Lock Option	Lock Color	Approx. Packaged Weight	Delivered Pricing	Counter-balance Weight add to list price
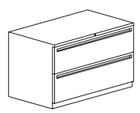 S7LTU	**27-7/8" Credenza File - FF** • Height to match worksurface supporting pedestal, drawer fronts compatible with all pedestals • Two 12" file drawers with FBA bars for side-to-side filing • Counterbalance weights are required for freestanding units	30 x 18-7/8 x 27-7/8"	S7L/30240FF	□□□□	□□	□□□□□	□□□	□□□	120.0#	$ 1528	$ 289
		36 x 18-7/8 x 27-7/8"	S7L/36240FF	□□□□	□□	□□□□□	□□□	□□□	130.0#	1636	289
		42 x 18-7/8 x 27-7/8"	S7L/42240FF	□□□□	□□	□□□□□	□□□	□□□	145.0#	1743	289
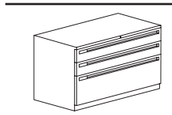 S7LTU	**27-7/8" Credenza File - BBF** • Height to match worksurface supporting pedestal, drawer fronts compatible with all pedestals • Two 6" box drawers, one 12" file drawer with FBA bars for side-to-side filing • Counterbalance weights are required for freestanding units	30 x 18-7/8 x 27-7/8"	S7L/30240BBF	□□□□	□□	□□□□□	□□□	□□□	135.0#	$ 1795	$ 289
		36 x 18-7/8 x 27-7/8"	S7L/36240BBF	□□□□	□□	□□□□□	□□□	□□□	145.0#	1902	289
		42 x 18-7/8 x 27-7/8"	S7L/42240BBF	□□□□	□□	□□□□□	□□□	□□□	160.0#	2018	289
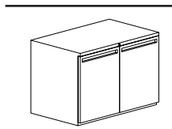 S7CBU	**27-7/8" Credenza Cupboard** • Height to match worksurface supporting pedestal • One adjustable shelf	30 x 18-7/8 x 27-7/8"	S7L/30240CC	□□□□	□□		□□□	□□□	95.0#	$ 1368	N/A
		36 x 18-7/8 x 27-7/8"	S7L/36240CC	□□□□	□□		□□□	□□□	105.0#	1470	N/A
		42 x 18-7/8 x 27-7/8"	S7L/42240CC	□□□□	□□		□□□	□□□	121.0#	1542	N/A
			Ⓐ	Ⓑ	Ⓒ	Ⓓ	Ⓔ	Ⓕ			

HOW TO ORDER

Indicate the following information on order form:
1. Quantity of each item.
2. Model number, including options. See "How To Build a Model Number".
3. Any special service required.

Note: • The □ indicates that a choice is required.
- The absence of the □ indicates that no choice is required.
- Alpha-numeric characters in place of □ indicate that no other alternatives are available.

HOW TO BUILD A MODEL NUMBER

Ⓐ Select basic model.

Ⓑ Select pull option.

ALBT	- Aluminum bow tie pull
ALMT	- Aluminum metric pull
ARCN	- Arc nickel pull
CLSC	- Classic (inset pull)
CZP	- Connection Zone pull
NKBT	- Nickel bow tie pull
RETN	- Retro nickel pull

Ⓒ Select unit and drawer color.
Refer to the **Product Color Options** page in this price list.

Ⓓ Select counterbalance weight.

CBW	- With Counterbalance
NOCBW	- No Counterbalance

See pricing column for counterbalance weight upcharge.

Ⓔ Select lock option.

KA	- Key alike
KS	- Key standard
NLC	- No lock core

Ⓕ Select lock color.
Refer to the **Product Color Options** page in this price list.

INFORMATION

Height
All dimensions shown include 1/4" allowance for glides in recessed position.

Accessories
See accessory section for accessories that can be ordered separately.

Weights
Figures provided are approximate and reflect packaged product without additional accessories.

SPECIAL SERVICES

Special Carton Marking

With specially marked information	N/C

Shipping
Ships **assembled, FOB Pembroke, ON K8A 0E1, freight prepaid.** Freight class 70.

Specifications and prices are subject to change without prior notice.

Preconfigured Multimedia Storage
700 Series® Cupboard/Lateral

Preconfigured Multimedia Storage
700 Series® Cupboard/Lateral

	MODEL	W x D x H	MODEL NUMBER: Basic Model	Pull Option (A)	Unit Color (B)	Optional Counterbalance Weight (C)	Lock Option (D)	Lock Color (E)	Approx. Packaged Weight	Delivered Pricing	Counterbalance Weight add to list price
 S7LTU	**65-9/32" High File** • One 24" hinged door insert with one blank shelf • One 1-1/2" locking tie bar shelf • Three 12" drawers with FBA folder bars for side-to-side filing • Cabinet supplied with two locks; one lock controls hinged door, other lock controls drawers • Counterbalance weights are recommended for freestanding units	30 x 18 x 65-9/32"	S7L/306155M	□□□□	□□	□□□□□	□□□	□□□	215.0#	$ 2703	$ 180
		36 x 18 x 65-9/32"	S7L/366155M	□□□□	□□	□□□□□	□□□	□□□	240.0#	3048	180
		42 x 18 x 65-9/32"	S7L/426155M	□□□□	□□	□□□□□	□□□	□□□	270.0#	3418	180
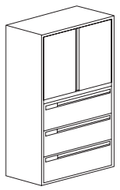 S7LTU	**71-13/32" High File** • One 30"hinged door insert with one blank shelf • One 1-1/2" locking tie bar shelf • Three 12" drawers with FBA folder bars for side-to-side filing • Cabinet supplied with two locks; one lock controls hinged doors, other lock controls drawers • Counterbalance weights are recommended for freestanding units	30 x 18 x 71-13/32"	S7L/306755M	□□□□	□□	□□□□□	□□□	□□□	245.0#	$ 2790	$ 180
		36 x 18 x 71-13/32"	S7L/366755M	□□□□	□□	□□□□□	□□□	□□□	280.0#	2999	180
		42 x 18 x 71-13/32"	S7L/426755M	□□□□	□□	□□□□□	□□□	□□□	320.0#	3418	180
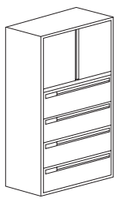 S7LTU	**77-17/32" High File** • One 24" hinged door insert with one blank shelf • One 1-1/2" locking tie bar shelf • Four 12" drawers with FBA folder bars for side-to-side filing • Cabinet supplied with two locks; one lock controls hinged doors, other lock controls drawers • Counterbalance weights are recommended for freestanding units	30 x 18 x 77-17/32"	S7L/307356M	□□□□	□□	□□□□□	□□□	□□□	245.0#	$ 3244	$ 180
		36 x 18 x 77-17/32"	S7L/367356M	□□□□	□□	□□□□□	□□□	□□□	280.0#	3686	180
		42 x 18 x 77-17/32"	S7L/427356M	□□□□	□□	□□□□□	□□□	□□□	320.0#	4204	180

Ⓐ Ⓑ Ⓒ Ⓓ Ⓔ Ⓕ

HOW TO ORDER

Indicate the following information on order form:
1. Quantity of each item.
2. Model number, including options. See "How To Build a Model Number".
3. Any special service required.

Note: • The □ indicates that a choice is required.
- The absence of the □ indicates that no choice is required.
- Alpha-numeric characters in place of □ indicate that no other alternatives are available.

HOW TO BUILD A MODEL NUMBER

Ⓐ Select basic model.

Ⓑ Select pull option.

ALBT	- Aluminum bow tie pull
ALMT	- Aluminum metric pull
ARCN	- Arc nickel pull
CLSC	- Classic (inset pull)
CZP	- Connection Zone pull
NKBT	- Nickel bow tie pull
RETN	- Retro nickel pull

Ⓒ Select unit and drawer color.
Refer to the **Product Color Options** page in this price list.

Ⓓ Select counterbalance weight.

CBW	- With Counterbalance
NOCBW	- No Counterbalance

See pricing column for counterbalance weight upcharge.

Ⓔ Select lock option.

KA	- Key alike
KS	- Key standard
NLC	- No lock core

Ⓕ Select lock color.
Refer to the **Product Color Options** page in this price list.

INFORMATION

Folder Bars
Files are configured for side-to-side media storage. For alternative configurations, see the General Information section.

Height
All dimensions shown include 1/8" allowance for glides in recessed position.

Accessories
See accessory section for accessories that can be ordered separately.

Weights
Figures provided are approximate and reflect packaged product without additional accessories.

SPECIAL SERVICES

Special Carton Marking

With specially marked information	N/C

Shipping
Ships **assembled, FOB Pembroke, ON K8A 0E1, freight prepaid.** Freight class 70.

Specifications and prices are subject to change without prior notice.

Preconfigured Multimedia Storage

700 Series® Curve Cupboard/Lateral

Preconfigured Multimedia Storage

700 Series® Curve Cupboard/Lateral

	MODEL	W x D	MODEL NUMBER: Basic Model	Dimpled	Unit Color	Pull Color	Optional Counter-balance Weight	Lock Option	Lock Color	Approx. Packaged Weight	Delivered Pricing	Dimpled Front add to list price	Counter-balance Weight add to list price
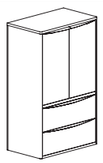 S7CL	**65-9/32" High Cupboard/Lateral File** • One 36" hinged door insert with two blank shelves • 1-1/2" locking tie bar shelf • Two 12" drawers with FBA folder bars • Cabinet supplied with two locks; one lock controls hinged doors, other lock controls drawers, keyed-alike unless otherwise specified • Counterbalance weights are recommend-ed for freestanding units	30 x 18"	S7CL306152D36C	□	□□□	□□□□□□□	□□□□□	□□□	□□□	215.0#	$ 2810	$ 56	$ 180
		36 x 18"	S7CL366152D36C	□	□□□	□□□□□□□	□□□□□	□□□	□□□	240.0#	3147	64	180
		42 x 18"	S7CL426152D36C	□	□□□	□□□□□□□	□□□□□	□□□	□□□	270.0#	3508	69	180
				Ⓑ	Ⓒ	Ⓓ	Ⓔ	Ⓕ	Ⓖ				

HOW TO ORDER

Indicate the following information on order form:
1. Quantity of each item.
2. Model number, including options. See "How To Build a Model Number".
3. Any special service required.

Note: • The □ indicates that a choice is required.
- The absence of the □ indicates that no choice is required.
- Alpha-numeric characters in place of □ indicate that no other alternatives are available.

HOW TO BUILD A MODEL NUMBER

Ⓐ Select basic model.

Ⓑ Select flat or dimpled front.

D	- Dimpled
F	- Flat

See upcharge column for D option.

Ⓒ Select unit and drawer color.
Refer to the **Product Color Options** page in this price list.

Ⓓ Select drawer pull color.
Refer to the **Product Color Options** page in this price list.

Ⓔ Select counterbalance weight.

CBW	- With Counterbalance
NOCBW	- No Counterbalance

See pricing column for counterbalance weight upcharge.

Ⓕ Select lock option.

KA	- Key alike
KS	- Key standard
NLC	- No lock core

Ⓖ Select lock color.
Refer to the **Product Color Options** page in this price list.

INFORMATION

Folder Bars
Files are configured for side-to-side media storage. For alternative configurations, see the General Information section.

Height
All dimensions shown include 1/8" allowance for glides in recessed position.

Accessories
See accessory section for accessories that can be ordered separately.

Weights
Figures provided are approximate and reflect packaged product without additional accessories.

SPECIAL SERVICES

Special Carton Marking

With specially marked information	N/C

Shipping
Ships **assembled, FOB Pembroke, ON K8A 0E1, freight prepaid.** Freight class 70.

Specifications and prices are subject to change without prior notice.

Preconfigured Multimedia Storage

700 Series® Curve Cupboard/Lateral

Preconfigured Multimedia Storage

700 Series® Curve Cupboard/Lateral

	MODEL	W x D	MODEL NUMBER: Basic Model	Dimpled	Unit Color	Pull Color	Optional Counter-balance Weight	Lock Option	Lock Color	Approx. Packaged Weight	Delivered Pricing	Dimpled Front add to list price	Counter-balance Weight add to list price
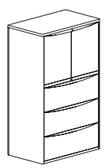 S7CL	**65-9/32" High Cupboard/Lateral File** • One 24" hinged door inset with one blank shelf • 1-1/2" lock tie bar shelf • Three 12" drawers with FBA folder bars • Cabinet supplied with two locks; one lock controls hinged doors, other lock controls drawers, keyed-alike unless otherwise specified • Counterbalance weights are recommend-ed for freestanding units	30 x 18"	S7CL306155M	☐	☐☐☐	☐☐☐☐☐☐☐	☐☐☐☐☐	☐☐☐	☐☐☐	215.0#	$ 2966	$ 59	$ 180
		36 x 18"	S7CL366155M	☐	☐☐☐	☐☐☐☐☐☐☐	☐☐☐☐☐	☐☐☐	☐☐☐	240.0#	3361	66	180
		42 x 18"	S7CL426155M	☐	☐☐☐	☐☐☐☐☐☐☐	☐☐☐☐☐	☐☐☐	☐☐☐	270.0#	3758	73	180
				Ⓐ	Ⓑ	Ⓒ	Ⓓ	Ⓔ	Ⓕ	Ⓖ			

HOW TO ORDER

Indicate the following information on order form:
1. Quantity of each item.
2. Model number, including options. See "How To Build a Model Number".
3. Any special service required.

Note: • The ☐ indicates that a choice is required.
- The absence of the ☐ indicates that no choice is required.
- Alpha-numeric characters in place of ☐ indicate that no other alternatives are available.

HOW TO BUILD A MODEL NUMBER

Ⓐ Select basic model.

Ⓑ Select flat or dimpled front.

D	- Dimpled
F	- Flat

See upcharge column for D option.

Ⓒ Select unit and drawer color.
Refer to the **Product Color Options** page in this price list.

Ⓓ Select drawer pull color.
Refer to the **Product Color Options** page in this price list.

Ⓔ Select counterbalance weight.

CBW	- With Counterbalance
NOCBW	- No Counterbalance

See pricing column for counterbalance weight upcharge.

Ⓕ Select lock option.

KA	- Key alike
KS	- Key standard
NLC	- No lock core

Ⓖ Select lock color.
Refer to the **Product Color Options** page in this price list.

INFORMATION

Folder Bars
Files are configured for side-to-side media storage. For alternative configurations, see the General Information section.

Height
All dimensions shown include 1/8" allowance for glides in recessed position.

Accessories
See accessory section for accessories that can be ordered separately.

Weights
Figures provided are approximate and reflect packaged product without additional accessories.

SPECIAL SERVICES

Special Carton Marking

With specially marked information	N/C

Shipping
Ships **assembled, FOB Pembroke, ON K8A 0E1, freight prepaid.** Freight class 70.

Specifications and prices are subject to change without prior notice.

Preconfigured Multimedia Storage

700 Series® Curve Cupboard/Lateral

Preconfigured Multimedia Storage

700 Series® Curve Cupboard/Lateral

	MODEL	W x D	MODEL NUMBER: Basic Model	Dimpled	Unit Color	Pull Color	Optional Counter-balance Weight	Lock Option	Lock Color	Approx. Packaged Weight	Delivered Pricing	Dimpled Front add to list price	Counter-balance Weight add to list price
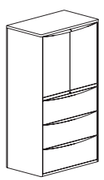	**71-13/32" High Cupboard/Lateral File** • One 30" hinged door insert with one blank shelf • 1-1/2" locking tie bar shelf • Three 12" drawers with FBA folder bars • Cabinet supplied with two locks; one lock controls hinged doors, other lock controls drawers, keyed-alike unless otherwise specified • Counterbalance weights are recommend-ed for freestanding units	30 x 18"	S7CL306755M	□	□□□	□□□□□□□	□□□□□	□□□	□□□	245.0#	$ 3097	$ 60	$ 180
		36 x 18"	S7CL366755M	□	□□□	□□□□□□□	□□□□□	□□□	□□□	280.0#	3514	69	180
S7CL			Ⓐ	Ⓑ	Ⓒ	Ⓓ	Ⓔ	Ⓕ	Ⓖ				

HOW TO ORDER

Indicate the following information on order form:
1. Quantity of each item.
2. Model number, including options. See "How To Build a Model Number".
3. Any special service required.

Note: • The □ indicates that a choice is required.
- The absence of the □ indicates that no choice is required.
- Alpha-numeric characters in place of □ indicate that no other alternatives are available.

HOW TO BUILD A MODEL NUMBER

Ⓐ Select basic model.

Ⓑ Select flat or dimpled front.

D	- Dimpled
F	- Flat

See upcharge column for D option.

Ⓒ Select unit and drawer color.
Refer to the **Product Color Options** page in this price list.

Ⓓ Select drawer pull color.
Refer to the **Product Color Options** page in this price list.

Ⓔ Select counterbalance weight.

CBW	- With Counterbalance
NOCBW	- No Counterbalance

See pricing column for counterbalance weight upcharge.

Ⓕ Select lock option.

KA	- Key alike
KS	- Key standard
NLC	- No lock core

Ⓖ Select lock color.
Refer to the **Product Color Options** page in this price list.

INFORMATION

Folder Bars
Files are configured for side-to-side media storage. For alternative configurations, see the General Information section.

Height
All dimensions shown include 1/8" allowance for glides in recessed position.

Accessories
See accessory section for accessories that can be ordered separately.

Weights
Figures provided are approximate and reflect packaged product without additional accessories.

SPECIAL SERVICES

Special Carton Marking

With specially marked information	N/C

Shipping
Ships **assembled, FOB Pembroke, ON K8A 0E1, freight prepaid.** Freight class 70.

Specifications and prices are subject to change without prior notice.

Preconfigured Multimedia Storage

700 Series® Curve Cupboard/Lateral

Preconfigured Multimedia Storage

700 Series® Curve Cupboard/Lateral

	MODEL	W x D	MODEL NUMBER: Basic Model	Dimpled	Unit Color	Pull Color	Optional Counter-balance Weight	Lock Option	Lock Color	Approx. Packaged Weight	Delivered Pricing	Dimpled Front add to list price	Counter-balance Weight add to list price
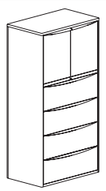 S7CL	**77-13/32" High Cupboard/Lateral File** • One 24" hinged door insert with one blank shelf • 1-1/2" lock tie bar shelf • Four 12" drawers with FBA folder bars • Cabinet supplied with two locks; one lock controls hinged doors, other lock controls drawers, keyed-alike unless otherwise specified • Counterbalance weights are recommend-ed for freestanding units	30 x 18"	S7CL307356M	□	□□□	□□□□□□□	□□□□□	□□□	□□□	270.0#	$ 3567	$ 69	$ 180
		36 x 18"	S7CL367356M	□	□□□	□□□□□□□	□□□□□	□□□	□□□	315.0#	4065	80	180
					Ⓒ	Ⓓ	Ⓔ	Ⓕ	Ⓖ				

HOW TO ORDER

Indicate the following information on order form:
1. Quantity of each item.
2. Model number, including options. See "How To Build a Model Number".
3. Any special service required.

Note: • The □ indicates that a choice is required.
- The absence of the □ indicates that no choice is required.
- Alpha-numeric characters in place of □ indicate that no other alternatives are available.

HOW TO BUILD A MODEL NUMBER

Ⓐ Select basic model.

Ⓑ Select flat or dimpled front.

D	- Dimpled
F	- Flat

See upcharge column for D option.

Ⓒ Select unit and drawer color.
Refer to the **Product Color Options** page in this price list.

Ⓓ Select drawer pull color.
Refer to the **Product Color Options** page in this price list.

Ⓔ Select counterbalance weight.

CBW	- With Counterbalance
NOCBW	- No Counterbalance

See pricing column for counterbalance weight upcharge.

Ⓕ Select lock option.

KA	- Key alike
KS	- Key standard
NLC	- No lock core

Ⓖ Select lock color.
Refer to the **Product Color Options** page in this price list.

INFORMATION

Folder Bars
Files are configured for side-to-side media storage. For alternative configurations, see the General Information section.

Height
All dimensions shown include 1/8" allowance for glides in recessed position.

Accessories
See accessory section for accessories that can be ordered separately.

Weights
Figures provided are approximate and reflect packaged product without additional accessories.

SPECIAL SERVICES

Special Carton Marking

With specially marked information	N/C

Shipping
Ships **assembled, FOB Pembroke, ON K8A 0E1, freight prepaid.** Freight class 70.

Specifications and prices are subject to change without prior notice.

Preconfigured Multimedia Storage
700 Series® Bookcase/File

Preconfigured Multimedia Storage
700 Series® Bookcase/File

	MODEL	W x D	MODEL NUMBER Basic Model	Pull Option Ⓐ	Unit Color Ⓑ	Optional Counter-balance Weight Ⓒ	Lock Option Ⓓ	Lock Color Ⓔ	Approx. Packaged Weight	Delivered Pricing	Counter-balance Weight add to list price
 S7FB	**53-1/32" High Bookcase/File** • One 27" bookcase section with one 1/2" adjustable shelf • 1-1/2" lock tie bar shelf • Two 10-1/2" drawers with FBA folder bars • Counterbalance weights are recommended for freestanding units	30 x 18"	7FB/30495/2D270B	□□□□	□□	□□□□□	□□□	□□□	197.0#	$ 2221	$ 180
		36 x 18"	7FB/36495/2D270B	□□□□	□□	□□□□□	□□□	□□□	213.0#	2279	180
		42 x 18"	7FB/42495/2D270B	□□□□	□□	□□□□□	□□□	□□□	235.0#	2438	180
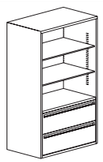 S7FB	**65-9/32" High Bookcase/File** • One 39" bookcase section with two 1/2" adjustable shelves • 1-1/2" locking tie bar shelf • Two 10-1/2" drawers with FBA folder bars • Counterbalance weights are recommended for freestanding units	30 x 18"	7FB/30615/2D390B	□□□□	□□	□□□□□	□□□	□□□	215.0#	$ 2507	$ 180
		36 x 18"	7FB/36615/2D390B	□□□□	□□	□□□□□	□□□	□□□	240.0#	2549	180
		42 x 18"	7FB/42615/2D390B	□□□□	□□	□□□□□	□□□	□□□	270.0#	2750	180
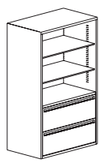 S7FB	**65-9/32" High Bookcase/File** • One 36" bookcase section with two 1/2" adjustable shelves • 1-1/2" locking tie bar shelf • Two 12" drawers with FBA folder bars • Counterbalance weights are recommended for freestanding units	30 x 18"	7FB/30615/2D360B	□□□□	□□	□□□□□	□□□	□□□	215.0#	$ 2493	$ 180
		36 x 18"	7FB/36615/2D360B	□□□□	□□	□□□□□	□□□	□□□	240.0#	2527	180
		42 x 18"	7FB/42615/2D360B	□□□□	□□	□□□□□	□□□	□□□	270.0#	2734	180
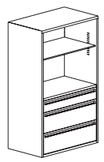 S7FB	**65-9/32" High Bookcase/File** • One 33" bookcase section with one 1/2" adjustable shelf • 1-1/2" locking tie bar shelf • One 6" drawer and two 10-1/2" drawers with FBA folder bars • Counterbalance weights are recommended for freestanding units	30 x 18"	7FB/30615/3D330B	□□□□	□□	□□□□□	□□□	□□□	215.0#	$ 2625	$ 180
		36 x 18"	7FB/36615/3D330B	□□□□	□□	□□□□□	□□□	□□□	240.0#	2675	180
		42 x 18"	7FB/42615/3D330B	□□□□	□□	□□□□□	□□□	□□□	270.0#	2874	180
				Ⓐ	Ⓑ	Ⓒ	Ⓓ	Ⓔ	Ⓕ		

HOW TO ORDER

Indicate the following information on order form:
1. Quantity of each item.
2. Model number, including options. See "How To Build a Model Number".
3. Any special service required.

Note: • The □ indicates that a choice is required.
- The absence of the □ indicates that no choice is required.
- Alpha-numeric characters in place of □ indicate that no other alternatives are available.

HOW TO BUILD A MODEL NUMBER

Ⓐ Select basic model.

Ⓑ Select pull option.

ALBT	- Aluminum bow tie pull
ALMT	- Aluminum metric pull
ARCN	- Arc nickel pull
CLSC	- Classic (inset pull)
CZP	- Connection Zone pull
NKBT	- Nickel bow tie pull
RETN	- Retro nickel pull

Ⓒ Select unit and drawer color.
Refer to the **Product Color Options** page in this price list.

Ⓓ Select counterbalance weight.

CBW	- With Counterbalance
NOCBW	- No Counterbalance

See pricing column for counterbalance weight upcharge.

Ⓔ Select lock option.

KA	- Key alike
KS	- Key standard
NLC	- No lock core

Ⓕ Select lock color.
Refer to the **Product Color Options** page in this price list.

INFORMATION

Folder Bars
Files are configured for side-to-side media storage. For alternative configurations, see the General Information section.

Height
All dimensions shown include 1/8" allowance for glides in recessed position.

Accessories
See accessory section for accessories that can be ordered separately.

Weights
Figures provided are approximate and reflect packaged product without additional accessories.

SPECIAL SERVICES

Special Carton Marking

With specially marked information	N/C

Shipping
Ships **assembled, FOB Pembroke, ON K8A 0E1, freight prepaid.** Freight class 70.

Specifications and prices are subject to change without prior notice.

Preconfigured Multimedia Storage

700 Series® Bookcase/File

Preconfigured Multimedia Storage

700 Series® Bookcase/File

	MODEL	W x D	MODEL NUMBER: Basic Model	Pull Option	Unit Color	Optional Counter-balance Weight	Lock Option	Lock Color	Approx. Packaged Weight	Delivered Pricing	Counter-balance Weight add to list price
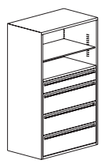 S7FB	**65-9/32" High Bookcase/File** • One 22-1/2" bookcase section with one 1/2" adjustable shelf • 1-1/2" locking tie bar shelf • One 6" drawer and three 10-1/2" drawers with FBA folder bars • Counterbalance weights are recommended for freestanding units	30 x 18"	7FB/30615/4D225B	□□□□	□□	□□□□□	□□□	□□□	215.0#	$ 2957	$ 180
		36 x 18"	7FB/36615/4D225B	□□□□	□□	□□□□□	□□□	□□□	240.0#	3009	180
		42 x 18"	7FB/42615/4D225B	□□□□	□□	□□□□□	□□□	□□□	270.0#	3248	180
				Ⓑ	Ⓒ	Ⓓ	Ⓔ	Ⓕ			

HOW TO ORDER

Indicate the following information on order form:
1. Quantity of each item.
2. Model number, including options. See "How To Build a Model Number".
3. Any special service required.

Note: • The □ indicates that a choice is required.
• The absence of the □ indicates that no choice is required.
• Alpha-numeric characters in place of □ indicate that no other alternatives are available.

HOW TO BUILD A MODEL NUMBER

Ⓐ Select basic model.

Ⓑ Select pull option.

ALBT	- Aluminum bow tie pull
ALMT	- Aluminum metric pull
ARCN	- Arc nickel pull
CLSC	- Classic (inset pull)
CZP	- Connection Zone pull
NKBT	- Nickel bow tie pull
RETN	- Retro nickel pull

Ⓒ Select unit and drawer color.
Refer to the **Product Color Options** page in this price list.

Ⓓ Select counterbalance weight.

CBW	- With Counterbalance
NOCBW	- No Counterbalance

See pricing column for counterbalance weight upcharge.

Ⓔ Select lock option.

KA	- Key alike
KS	- Key standard
NLC	- No lock core

Ⓕ Select lock color.
Refer to the **Product Color Options** page in this price list.

INFORMATION

Folder Bars
Files are configured for side-to-side media storage. For alternative configurations, see the General Information section.

Height
All dimensions shown include 1/8" allowance for glides in recessed position.

Accessories
See accessory section for accessories that can be ordered separately.

Weights
Figures provided are approximate and reflect packaged product without additional accessories.

SPECIAL SERVICES

Special Carton Marking

With specially marked information	N/C

Shipping
Ships **assembled, FOB Pembroke, ON K8A 0E1, freight prepaid.** Freight class 70.

Specifications and prices are subject to change without prior notice.

Preconfigured Multimedia Storage

700 Series® Curve Bookcase/Lateral File

Preconfigured Multimedia Storage

700 Series® Curve Bookcase/Lateral File

	MODEL	W x D	MODEL NUMBER: Basic Model	Dimpled	Unit Color	Pull Color	Optional Counter-balance Weight	Lock Option	Lock Color	Approx. Packaged Weight	Delivered Pricing	Dimpled Front add to list price	Counter-balance Weight add to list price
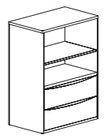	**53-1/32" High Bookcase/Lateral** • One 27" open bookcase section with one 1/2" adjustable shelf • 1-1/2" locking tie bar shelf • Two 10-1/2" drawers with FBA folder bars • Counterbalance weights are recommended for freestanding units	30 x 18"	7CFB30495/2D270B	□	□□□	□□□□□□□	□□□□□	□□□	□□□	197.0#	$ 2439	$ 47	$ 180
		36 x 18"	7CFB36495/2D270B	□	□□□	□□□□□□□	□□□□□	□□□	□□□	213.0#	2507	48	180
		42 x 18"	7CFB42495/2D270B	□	□□□	□□□□□□□	□□□□□	□□□	□□□	235.0#	2683	51	180
7CFB													
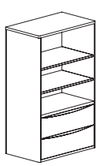	**65-9/32" High Bookcase/Lateral** • One 39" open bookcase section with two 1/2" adjustable shelves • 1-1/2" locking tie bar shelf • Two 10-1/2" drawers with FBA folder bars • Counterbalance weights are recommended for freestanding units	30 x 18"	7CFB30615/2D390B	□	□□□	□□□□□□□	□□□□□	□□□	□□□	215.0#	$ 2753	$ 51	$ 180
		36 x 18"	7CFB36615/2D390B	□	□□□	□□□□□□□	□□□□□	□□□	□□□	240.0#	2808	56	180
		42 x 18"	7CFB42615/2D390B	□	□□□	□□□□□□□	□□□□□	□□□	□□□	270.0#	3023	N/A	180
7CFB													
				Ⓐ	Ⓑ	Ⓒ	Ⓓ	Ⓔ	Ⓕ	Ⓖ			

HOW TO ORDER

Indicate the following information on order form:
1. Quantity of each item.
2. Model number, including options. See "How To Build a Model Number".
3. Any special service required.

Note: • The □ indicates that a choice is required.
- The absence of the □ indicates that no choice is required.
- Alpha-numeric characters in place of □ indicate that no other alternatives are available.

HOW TO BUILD A MODEL NUMBER

Ⓐ Select basic model.

Ⓑ Select flat or dimpled front.

D	- Dimpled
F	- Flat

See upcharge column for D option.

Ⓒ Select unit and drawer color.
Refer to the **Product Color Options** page in this price list.

Ⓓ Select drawer pull color.
Refer to the **Product Color Options** page in this price list.

Ⓔ Select counterbalance weight.

CBW	- With Counterbalance
NOCBW	- No Counterbalance

See pricing column for counterbalance weight upcharge.

Ⓕ Select lock option.

KA	- Key alike
KS	- Key standard
NLC	- No lock core

Ⓖ Select lock color.
Refer to the **Product Color Options** page in this price list.

INFORMATION

Folder Bars
Files are configured for side-to-side media storage. For alternative configurations, see the General Information section.

Height
All dimensions shown include 1/8" allowance for glides in recessed position.

Accessories
See accessory section for accessories that can be ordered separately.

Weights
Figures provided are approximate and reflect packaged product without additional accessories.

SPECIAL SERVICES

Special Carton Marking

With specially marked information	N/C

Shipping
Ships **assembled, FOB Pembroke, ON K8A 0E1, freight prepaid.** Freight class 70.

Specifications and prices are subject to change without prior notice.

Preconfigured Multimedia Storage

700 Series® Curve Bookcase/Lateral File

Preconfigured Multimedia Storage

700 Series® Curve Bookcase/Lateral File

	MODEL	W x D	MODEL NUMBER: Basic Model	Dimpled	Unit Color	Pull Color	Optional Counter-balance Weight	Lock Option	Lock Color	Approx. Packaged Weight	Delivered Pricing	Dimpled Front add to list price	Counter-balance Weight add to list price
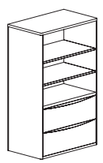	**65-9/32" High Bookcase/Lateral** • One 36" open bookcase section with two 1/2" adjustable shelves • 1-1/2" locking tie bar shelf • Two 12" drawers with FBA folder bars • Counterbalance weights are recommended for freestanding units	30 x 18"	7CFB30615/2D360B	□	□□□	□□□□□□□	□□□□□	□□□	□□□	215.0#	$ 2742	$ 51	$ 180
		36 x 18"	7CFB36615/2D360B	□	□□□	□□□□□□□	□□□□□	□□□	□□□	240.0#	2786	51	180
		42 x 18"	7CFB42615/2D360B	□	□□□	□□□□□□□	□□□□□	□□□	□□□	270.0#	3006	N/A	180
7CFB													
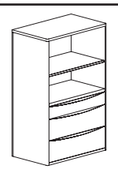	**65-9/32" High Bookcase/Lateral** • One 33" open bookcase section with one 1/2" adjustable shelf • 1-1/2" locking tie bar shelf • One 6" drawer • Two 10-1/2" drawers with FBA folder bars • Counterbalance weights are recommended for freestanding units	30 x 18"	7CFB30615/3D330B	□	□□□	□□□□□□□	□□□□□	□□□	□□□	215.0#	$ 2886	$ 56	$ 180
		36 x 18"	7CFB36615/3D330B	□	□□□	□□□□□□□	□□□□□	□□□	□□□	240.0#	2947	N/A	180
		42 x 18"	7CFB42615/3D330B	□	□□□	□□□□□□□	□□□□□	□□□	□□□	270.0#	3160	64	180
7CFB													
			Ⓐ	Ⓑ	Ⓒ	Ⓓ	Ⓔ	Ⓕ	Ⓖ				

HOW TO ORDER

Indicate the following information on order form:
1. Quantity of each item.
2. Model number, including options. See "How To Build a Model Number".
3. Any special service required.

Note: • The □ indicates that a choice is required.
- The absence of the □ indicates that no choice is required.
- Alpha-numeric characters in place of □ indicate that no other alternatives are available.

HOW TO BUILD A MODEL NUMBER

Ⓐ Select basic model.

Ⓑ Select flat or dimpled front.

D	- Dimpled
F	- Flat

See upcharge column for D option.

Ⓒ Select unit and drawer color.
Refer to the **Product Color Options** page in this price list.

Ⓓ Select drawer pull color.
Refer to the **Product Color Options** page in this price list.

Ⓔ Select counterbalance weight.

CBW	- With Counterbalance
NOCBW	- No Counterbalance

See pricing column for counterbalance weight upcharge.

Ⓕ Select lock option.

KA	- Key alike
KS	- Key standard
NLC	- No lock core

Ⓖ Select lock color.
Refer to the **Product Color Options** page in this price list.

INFORMATION

Folder Bars
Files are configured for side-to-side media storage. For alternative configurations, see the General Information section.

Height
All dimensions shown include 1/8" allowance for glides in recessed position.

Accessories
See accessory section for accessories that can be ordered separately.

Weights
Figures provided are approximate and reflect packaged product without additional accessories.

SPECIAL SERVICES

Special Carton Marking

With specially marked information	N/C

Shipping
Ships **assembled, FOB Pembroke, ON K8A 0E1, freight prepaid.** Freight class 70.

Specifications and prices are subject to change without prior notice.

Preconfigured Multimedia Storage
700 Series® Wardrobe Cabinets

Preconfigured Multimedia Storage
700 Series® Wardrobe Cabinets

	MODEL	Features	W x D x H	MODEL NUMBER Basic Model	Pull Option	Unit Color	Lock Option	Lock Color	Approx. Packaged Weight	Delivered Pricing
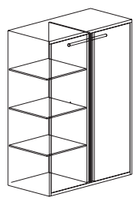 S7CBU	**65-9/32" High Wardrobe Multimedia Storage Cabinet** • Coat rod on right side • Three adjustable blank shelves on left side	With 3 Shelves	30 x 18 x 65-9/32"	S7L/30615HWS	□□□□	□□	□□□	□□□	205.0#	$ 2431
		With 3 Shelves	36 x 18 x 65-9/32"	S7L/36615HWS	□□□□	□□	□□□	□□□	220.0#	2514
 S7CBU	**65-9/32" High Wardrobe Multimedia Storage Cabinet** • Available with coat rod • Door hinged right or left	Left Door	18 x 18 x 65-9/32"	S7L/18615HWL	□□□□	□□	□□□	□□□	135.0#	$ 1390
		Right Door	18 x 18 x 65-9/32"	S7L/18615HWR	□□□□	□□	□□□	□□□	135.0#	1390
				Ⓐ	Ⓑ	Ⓒ	Ⓓ	Ⓔ		

HOW TO ORDER

Indicate the following information on order form:
1. Quantity of each item.
2. Model number, including options. See "How To Build a Model Number".
3. Any special service required.

Note: • The □ indicates that a choice is required.
• The absence of the □ indicates that no choice is required.
• Alpha-numeric characters in place of □ indicate that no other alternatives are available.

HOW TO BUILD A MODEL NUMBER

Ⓐ Select basic model.

Ⓑ Select pull option.

ALBT	- Aluminum bow tie pull
ALMT	- Aluminum metric pull
ARCN	- Arc nickel pull
CLSC	- Classic (inset pull)
CZP	- Connection Zone pull
NKBT	- Nickel bow tie pull
RETN	- Retro nickel pull

Ⓒ Select unit color.
Refer to the **Product Color Options** page in this price list.

Ⓓ Select lock option.

KA	- Key alike
KS	- Key standard
NLC	- No lock core

Ⓔ Select lock color.
Refer to the **Product Color Options** page in this price list.

INFORMATION

Height
All dimensions shown include 1/8" allowance for glides in recessed position.

Accessories
See accessory section for accessories that can be ordered separately.

Weights
Figures provided are approximate and reflect packaged product without additional accessories.

SPECIAL SERVICES

Special Carton Marking

With specially marked information	N/C

Shipping
Ships **assembled, FOB Pembroke, ON K8A 0E1, freight prepaid.** Freight class 70.

Specifications and prices are subject to change without prior notice.

Preconfigured Locker Units

700 Series® Cupboard/Bookcase/Markerboard

Preconfigured Locker Units

700 Series® Cupboard/Bookcase/Markerboard

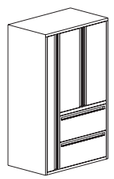

S7FL

65-9/32" High Unit - 36"H Cupboard/ Bookcase, 2 Shelves

- 36"H cupboard or bookcase with 2 shelves (files 2 rows of binders)
- 1-1/2" tie bar shelf
- Two 12"H drawers with FBA bars
- 6"W full length door (left or right side locker) with coat rod
- 24"W file
- Full length pull and lock
- Cupboard shown in picture
- Two locks per bookcase unit
- Three locks per cupboard and markerboard units
- Last model digit indicates locker hinge location

	Features	W x D	MODEL NUMBER Basic Model	Pull Option	Unit Color	Lock Option	Lock Color	Approx. Packaged Weight	Delivered Pricing
	Locker Left, Bookcase, Right	30 x 18"	7FL/3061518/2D360B/6FLL	□□□□	□□	□□□	□□□	168.0#	$ 3216
	Locker Right, Bookcase Left	30 x 18"	7FL/3061518/2D360B/6FLR	□□□□	□□	□□□	□□□	168.0#	3216
	Locker Left, Cupboard Right	30 x 18"	7FL/3061518/2D360C/6FLL	□□□□	□□	□□□	□□□	175.0#	3567
	Locker Right, Cupboard Left	30 x 18"	7FL/3061518/2D360C/6FLR	□□□□	□□	□□□	□□□	175.0#	3567
	Locker Left, Markerboard Right	30 x 18"	7FL/3061518/2D360CMB/6FLL	□□□□	□□	□□□	□□□	175.0#	5275
	Locker Right, Markerboard Left	30 x 18"	7FL/3061518/2D360CMB/6FLR	□□□□	□□	□□□	□□□	175.0#	5275
			Ⓐ	Ⓑ	Ⓒ	Ⓓ	Ⓔ		

HOW TO ORDER

Indicate the following information on order form:
1. Quantity of each item.
2. Model number, including options. See "How To Build a Model Number".
3. Any special service required.

Note: • The □ indicates that a choice is required.
- The absence of the □ indicates that no choice is required.
- Alpha-numeric characters in place of □ indicate that no other alternatives are available.

HOW TO BUILD A MODEL NUMBER

Ⓐ Select basic model.

Ⓑ Select pull option.

ALBT	- Aluminum bow tie pull
ALMT	- Aluminum metric pull
ARCN	- Arc nickel pull
CLSC	- Classic (inset pull)
CZP	- Connection Zone pull
NKBT	- Nickel bow tie pull
RETN	- Retro nickel pull

Ⓒ Select unit and drawer color.
Refer to the **Product Color Options** page in this price list.

Ⓓ Select lock option.

KA	- Key alike
KS	- Key standard
NLC	- No lock core

Ⓔ Select lock color.
Refer to the **Product Color Options** page in this price list.

INFORMATION

Folder Bars
Files are configured for side-to-side media storage. For alternative configurations, see the General Information section.

Height
All dimensions shown include 1/8" allowance for glides in recessed position.

Accessories
See accessory section for accessories that can be ordered separately.

Weights
Figures provided are approximate and reflect packaged product without additional accessories.

SPECIAL SERVICES

Special Carton Marking

With specially marked information	N/C

Shipping
Ships **assembled, FOB Pembroke, ON K8A 0E1, freight prepaid.** Freight class 70.

Specifications and prices are subject to change without prior notice.

Preconfigured Locker Units

700 Series® Cupboard/Bookcase/Markerboard

Preconfigured Locker Units

700 Series® Cupboard/Bookcase/Markerboard

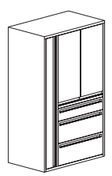

S7FL

65-9/32" High Unit - 30"H Cupboard/ Bookcase, 1 Shelf

- 30"H cupboard or bookcase with 1 shelf (files 2 rows of binders)
- 1-1/2" tie bar shelf
- One 6"H drawer, two 12"H drawers
- 6"W full length door (left or right side locker) with coat rod
- 24"W file
- Full length pull and lock
- Markerboard shown in picture
- Two locks per bookcase unit
- Three locks per cupboard and markerboard units
- Last model digit indicates locker hinge location

Features	W x D	MODEL NUMBER Basic Model	Pull Option	Unit Color	Lock Option	Lock Color	Approx. Packaged Weight	Delivered Pricing
			Ⓐ	Ⓑ	Ⓒ	Ⓓ	Ⓔ	
Locker Left, Bookcase Right	30 x 18"	7FL/3061518/3D300B/6FLL	□□□□	□□	□□□	□□□	182.0#	$ 3251
Locker Right, Bookcase Left	30 x 18"	7FL/3061518/3D300B/6FLR	□□□□	□□	□□□	□□□	182.0#	3251
Locker Left, Cupboard Right	30 x 18"	7FL/3061518/3D300C/6FLL	□□□□	□□	□□□	□□□	191.0#	3528
Locker Right, Cupboard Left	30 x 18"	7FL/3061518/3D300C/6FLR	□□□□	□□	□□□	□□□	191.0#	3528
Locker Left, Markerboard Right	30 x 18"	7FL/3061518/3D300CMB/6FLL	□□□□	□□	□□□	□□□	191.0#	4654
Locker Right, Markerboard Left	30 x 18"	7FL/3061518/3D300CMB/6FLR	□□□□	□□	□□□	□□□	191.0#	4654

HOW TO ORDER

Indicate the following information on order form:
1. Quantity of each item.
2. Model number, including options. See "How To Build a Model Number".
3. Any special service required.

Note: • The □ indicates that a choice is required.
- The absence of the □ indicates that no choice is required.
- Alpha-numeric characters in place of □ indicate that no other alternatives are available.

HOW TO BUILD A MODEL NUMBER

Ⓐ Select basic model.

Ⓑ Select pull option.

ALBT	- Aluminum bow tie pull
ALMT	- Aluminum metric pull
ARCN	- Arc nickel pull
CLSC	- Classic (inset pull)
NKBT	- Nickel bow tie pull
RETN	- Retro nickel pull
CZP	- Connection Zone pull

Ⓒ Select unit and drawer color.
Refer to the **Product Color Options** page in this price list.

Ⓓ Select lock option.

KS	- Key standard
NLC	- No lock core
KA	- Key alike

Ⓔ Select lock color.
Refer to the **Product Color Options** page in this price list.

INFORMATION

Folder Bars
Files are configured for side-to-side media storage. For alternative configurations, see the General Information section.

Height
All dimensions shown include 1/8" allowance for glides in recessed position.

Accessories
See accessory section for accessories that can be ordered separately.

Weights
Figures provided are approximate and reflect packaged product without additional accessories.

SPECIAL SERVICES

Special Carton Marking

With specially marked information	N/C

Shipping
Ships **assembled, FOB Pembroke, ON K8A 0E1, freight prepaid.** Freight class 70.

Specifications and prices are subject to change without prior notice.

Preconfigured Locker Units

700 Series® Cupboard/Bookcase/Markerboard

Preconfigured Locker Units

700 Series® Cupboard/Bookcase/Markerboard

	Features	W x D	MODEL NUMBER Basic Model	Pull Option	Unit Color	Lock Option	Lock Color	Approx. Packaged Weight	Delivered Pricing
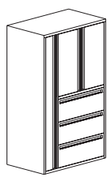	Locker Left, Bookcase Right	30 x 18”	7FL/3061518/3D285B/6FLL	□□□□	□□	□□□	□□□	186.0#	$ 3450
	Locker Right, Bookcase Left	30 x 18”	7FL/3061518/3D285B/6FLR	□□□□	□□	□□□	□□□	186.0#	3450
	Locker Left, Cupboard Right	30 x 18”	7FL/3061518/3D285C/6FLL	□□□□	□□	□□□	□□□	194.0#	3724
	Locker Right, Cupboard Left	30 x 18”	7FL/3061518/3D285C/6FLR	□□□□	□□	□□□	□□□	194.0#	3724
	Locker Left, Markerboard Right	30 x 18”	7FL/3061518/3D285CMB/6FLL	□□□□	□□	□□□	□□□	194.0#	4739
	Locker Right, Markerboard Left	30 x 18”	7FL/3061518/3D285CMB/6FLR	□□□□	□□	□□□	□□□	194.0#	4739
				Ⓑ	Ⓒ	Ⓓ	Ⓔ		

S7FL

65-9/32” High Unit - 28-1/2”H Cupboard/Bookcase, 1 Shelf

- 28-1/2”H cupboard or bookcase with 1 shelf (files 2 rows of binders)
- 1-1/2” tie bar shelf
- Three 10-1/2”H drawers
- 6”W full length door (left or right side locker) with coat rod
- 24”W file
- Full length pull and lock
- Cupboard shown in picture
- Two locks per bookcase unit
- Three locks per cupboard and markerboard units
- Last model digit indicates locker hinge location

HOW TO ORDER

Indicate the following information on order form:
1. Quantity of each item.
2. Model number, including options. See “How To Build a Model Number”.
3. Any special service required.

Note: • The □ indicates that a choice is required.
- The absence of the □ indicates that no choice is required.
- Alpha-numeric characters in place of □ indicate that no other alternatives are available.

HOW TO BUILD A MODEL NUMBER

Ⓐ Select basic model.

Ⓑ Select pull option.

ALBT	- Aluminum bow tie pull
ALMT	- Aluminum metric pull
ARCN	- Arc nickel pull
CLSC	- Classic (inset pull)
CZP	- Connection Zone pull
NKBT	- Nickel bow tie pull
RETN	- Retro nickel pull

Ⓒ Select unit and drawer color.
Refer to the **Product Color Options** page in this price list.

Ⓓ Select lock option.

KA	- Key alike
KS	- Key standard
NLC	- No lock core

Ⓔ Select lock color.
Refer to the **Product Color Options** page in this price list.

INFORMATION

Folder Bars
Files are configured for side-to-side media storage. For alternative configurations, see the General Information section.

Height
All dimensions shown include 1/8” allowance for glides in recessed position.

Accessories
See accessory section for accessories that can be ordered separately.

Weights
Figures provided are approximate and reflect packaged product without additional accessories.

SPECIAL SERVICES

Special Carton Marking

With specially marked information	N/C

Shipping
Ships **assembled, FOB Pembroke, ON K8A 0E1, freight prepaid.** Freight class 70.

Specifications and prices are subject to change without prior notice.

Preconfigured Locker Units

700 Series® Cupboard/Bookcase/Markerboard

Preconfigured Locker Units
700 Series® Cupboard/Bookcase/Markerboard

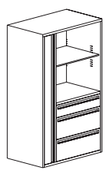

S7FL

65-9/32" High Unit - 33"H Cupboard/ Bookcase, 1 Shelf

- 33"H cupboard or bookcase with 1 shelf (files 2 rows of binders)
- 1-1/2" tie bar shelf
- One 6"H drawer, two 10-1/2"H drawers
- 6"W full length door (left or right side locker) with coat rod
- 24"W file
- Full length pull and lock
- Bookcase shown in picture
- Two locks per bookcase unit
- Three locks per cupboard and markerboard units
- Last model digit indicates locker hinge location

Features	W x D	MODEL NUMBER Basic Model	Pull Option	Unit Color	Lock Option	Lock Color	Approx. Packaged Weight	Delivered Pricing
Locker Left, Bookcase Right	30 x 18"	7FL/3061518/3D330B/6FLL	□□□□	□□	□□□	□□□	182.0#	$ 3540
Locker Right, Bookcase Left	30 x 18"	7FL/3061518/3D330B/6FLR	□□□□	□□	□□□	□□□	182.0#	3540
Locker Left, Cupboard Right	30 x 18"	7FL/3061518/3D330C/6FLL	□□□□	□□	□□□	□□□	191.0#	3845
Locker Right, Cupboard Left	30 x 18"	7FL/3061518/3D330C/6FLR	□□□□	□□	□□□	□□□	191.0#	3845
Locker Left, Markerboard Right	30 x 18"	7FL/3061518/3D330CMB/6FLL	□□□□	□□	□□□	□□□	191.0#	5079
Locker Right, Markerboard Left	30 x 18"	7FL/3061518/3D330CMB/6FLR	□□□□	□□	□□□	□□□	191.0#	5079
			Ⓑ	Ⓒ	Ⓓ	Ⓔ		

Ⓐ

HOW TO ORDER

Indicate the following information on order form:
1. Quantity of each item.
2. Model number, including options. See "How To Build a Model Number".
3. Any special service required.

Note: • The □ indicates that a choice is required.
- The absence of the □ indicates that no choice is required.
- Alpha-numeric characters in place of □ indicate that no other alternatives are available.

HOW TO BUILD A MODEL NUMBER

Ⓐ Select basic model.

Ⓑ Select pull option.

ALBT	- Aluminum bow tie pull
ALMT	- Aluminum metric pull
ARCN	- Arc nickel pull
CLSC	- Classic (inset pull)
NKBT	- Nickel bow tie pull
RETN	- Retro nickel pull
CZP	- Connection Zone pull

Ⓒ Select unit and drawer color.
Refer to the **Product Color Options** page in this price list.

Ⓓ Select lock option.

KS	- Key standard
NLC	- No lock core
KA	- Key alike

Ⓔ Select lock color.
Refer to the **Product Color Options** page in this price list.

INFORMATION

Folder Bars
Files are configured for side-to-side media storage. For alternative configurations, see the General Information section.

Height
All dimensions shown include 1/8" allowance for glides in recessed position.

Accessories
See accessory section for accessories that can be ordered separately.

Weights
Figures provided are approximate and reflect packaged product without additional accessories.

SPECIAL SERVICES

Special Carton Marking

With specially marked information	N/C

Shipping
Ships **assembled, FOB Pembroke, ON K8A 0E1, freight prepaid.** Freight class 70.

Specifications and prices are subject to change without prior notice.

Preconfigured Locker Units

700 Series® Cupboard/Bookcase/Markerboard

Preconfigured Locker Units

700 Series® Cupboard/Bookcase/Markerboard

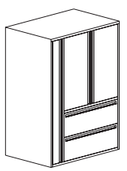

S7FL

65-9/32" High Unit - 36"H Cupboard/ Bookcase, 2 Shelves

- 36"H cupboard or bookcase with 2 shelves (files 2 rows of binders)
- 1-1/2" tie bar shelf
- Two 12"H drawers
- 6"W full length door (left or right side locker) with coat rod
- 24"W file
- Full length pull and lock
- Cupboard shown in picture
- Two locks per bookcase unit
- Three locks per cupboard and markerboard units
- Last model digit indicates locker hinge location

Features	W x D	MODEL NUMBER Basic Model	Pull Option	Unit Color	Lock Option	Lock Color	Approx. Packaged Weight	Delivered Pricing
			Ⓐ	Ⓑ	Ⓒ	Ⓓ	Ⓔ	
Locker Left, Bookcase Right	30 x 24"	7FL/3061524/2D360B/6FLL	□□□□	□□	□□□	□□□	188.0#	$ 3454
Locker Right, Bookcase Left	30 x 24"	7FL/3061524/2D360B/6FLR	□□□□	□□	□□□	□□□	188.0#	3454
Locker Left, Cupboard Right	30 x 24"	7FL/3061524/2D360C/6FLL	□□□□	□□	□□□	□□□	196.0#	3765
Locker Right, Cupboard Left	30 x 24"	7FL/3061524/2D360C/6FLR	□□□□	□□	□□□	□□□	196.0#	3765
Locker Left, Markerboard Right	30 x 24"	7FL/3061524/2D360CMB/6FLL	□□□□	□□	□□□	□□□	196.0#	5476
Locker Right, Markerboard Left	30 x 24"	7FL/3061524/2D360CMB/6FLR	□□□□	□□	□□□	□□□	196.0#	5476

HOW TO ORDER

Indicate the following information on order form:
1. Quantity of each item.
2. Model number, including options. See "How To Build a Model Number".
3. Any special service required.

Note: • The □ indicates that a choice is required.
- The absence of the □ indicates that no choice is required.
- Alpha-numeric characters in place of □ indicate that no other alternatives are available.

HOW TO BUILD A MODEL NUMBER

Ⓐ Select basic model.

Ⓑ Select pull option.

ALBT	- Aluminum bow tie pull
ALMT	- Aluminum metric pull
ARCN	- Arc nickel pull
CLSC	- Classic (inset pull)
CZP	- Connection Zone pull
NKBT	- Nickel bow tie pull
RETN	- Retro nickel pull

Ⓒ Select unit and drawer color.
Refer to the **Product Color Options** page in this price list.

Ⓓ Select lock option.

KA	- Key alike
KS	- Key standard
NLC	- No lock core

Ⓔ Select lock color.
Refer to the **Product Color Options** page in this price list.

INFORMATION

Folder Bars
Files are configured for side-to-side media storage. For alternative configurations, see the General Information section.

Height
All dimensions shown include 1/8" allowance for glides in recessed position.

Accessories
See accessory section for accessories that can be ordered separately.

Weights
Figures provided are approximate and reflect packaged product without additional accessories.

SPECIAL SERVICES

Special Carton Marking

With specially marked information	N/C

Shipping
Ships **assembled, FOB Pembroke, ON K8A 0E1, freight prepaid.** Freight class 70.

Specifications and prices are subject to change without prior notice.

Preconfigured Locker Units

700 Series® Cupboard/Bookcase/Markerboard

Preconfigured Locker Units
700 Series® Cupboard/Bookcase/Markerboard



S7FL

65-9/32" High Unit - 30"H Cupboard/ Bookcase, 1 Shelf

- 30"H cupboard or bookcase with 1 shelf (files 2 rows of binders)
- 1-1/2" tie bar shelf
- One 6"H drawer, two 12"H drawers
- 6"W full length door (left or right side locker) with coat rod
- 24"W file
- Full length pull and lock
- Markerboard shown in picture
- Two locks per bookcase unit
- Three locks per cupboard and markerboard units
- Last model digit indicates locker hinge location

Features	W x D	MODEL NUMBER Basic Model (A)	Pull Option (B)	Unit Color (C)	Lock Option (D)	Lock Color (E)	Approx. Packaged Weight	Delivered Pricing
Locker Left, Bookcase Right	30 x 24"	7FL/3061524/3D300B/6FLL	□□□□	□□	□□□	□□□	199.0#	$ 3459
Locker Right, Bookcase Left	30 x 24"	7FL/3061524/3D300B/6FLR	□□□□	□□	□□□	□□□	199.0#	3459
Locker Left, Cupboard Right	30 x 24"	7FL/3061524/3D300C/6FLL	□□□□	□□	□□□	□□□	208.0#	3724
Locker Right, Cupboard Left	30 x 24"	7FL/3061524/3D300C/6FLR	□□□□	□□	□□□	□□□	208.0#	3724
Locker Left, Markerboard Right	30 x 24"	7FL/3061524/3D300CMB/6FLL	□□□□	□□	□□□	□□□	208.0#	4856
Locker Right, Markerboard Left	30 x 24"	7FL/3061524/3D300CMB/6FLR	□□□□	□□	□□□	□□□	208.0#	4856

HOW TO ORDER

Indicate the following information on order form:
1. Quantity of each item.
2. Model number, including options. See "How To Build a Model Number".
3. Any special service required.

Note: • The □ indicates that a choice is required.
- The absence of the □ indicates that no choice is required.
- Alpha-numeric characters in place of □ indicate that no other alternatives are available.

HOW TO BUILD A MODEL NUMBER

A Select basic model.

B Select pull option.

ALBT	- Aluminum bow tie pull
ALMT	- Aluminum metric pull
ARCN	- Arc nickel pull
CLSC	- Classic (inset pull)
NKBT	- Nickel bow tie pull
RETN	- Retro nickel pull
CZP	- Connection Zone pull

C Select unit and drawer color.
Refer to the **Product Color Options** page in this price list.

D Select lock option.

KS	- Key standard
NLC	- No lock core
KA	- Key alike

E Select lock color.
Refer to the **Product Color Options** page in this price list.

INFORMATION

Folder Bars
Files are configured for side-to-side media storage. For alternative configurations, see the General Information section.

Height
All dimensions shown include 1/8" allowance for glides in recessed position.

Accessories
See accessory section for accessories that can be ordered separately.

Weights
Figures provided are approximate and reflect packaged product without additional accessories.

SPECIAL SERVICES

Special Carton Marking

With specially marked information	N/C

Shipping
Ships **assembled, FOB Pembroke, ON K8A 0E1, freight prepaid.** Freight class 70.

Specifications and prices are subject to change without prior notice.

Preconfigured Locker Units

700 Series® Cupboard/Bookcase/Markerboard

Preconfigured Locker Units
700 Series® Cupboard/Bookcase/Markerboard



S7FL

65-9/32" High Unit - 28-1/2"H Cupboard/Bookcase, 1 Shelf

- 28-1/2"H cupboard or bookcase with 1 shelf (files 2 rows of binders)
- 1-1/2" tie bar shelf
- Three 10-1/2"H drawers
- 6"W full length door (left or right side locker) with coat rod
- 24"W file
- Full length pull and lock
- Cupboard shown in picture
- Two locks per bookcase unit
- Three locks per cupboard and markerboard units
- Last model digit indicates locker hinge location

Features	W x D	MODEL NUMBER Basic Model	Pull Option	Unit Color	Lock Option	Lock Color	Approx. Packaged Weight	Delivered Pricing
Locker Left, Bookcase Right	30 x 24"	7FL/3061524/3D285B/6FLL	□□□□	□□	□□□	□□□	208.0#	$ 3669
Locker Right, Bookcase Left	30 x 24"	7FL/3061524/3D285B/6FLR	□□□□	□□	□□□	□□□	208.0#	3669
Locker Left, Cupboard Right	30 x 24"	7FL/3061524/3D285C/6FLL	□□□□	□□	□□□	□□□	231.0#	3922
Locker Right, Cupboard Left	30 x 24"	7FL/3061524/3D285C/6FLR	□□□□	□□	□□□	□□□	231.0#	3922
Locker Left, Markerboard Right	30 x 24"	7FL/3061524/3D285CMB/6FLL	□□□□	□□	□□□	□□□	231.0#	4938
Locker Right, Markerboard Left	30 x 24"	7FL/3061524/3D285CMB/6FLR	□□□□	□□	□□□	□□□	231.0#	4938
			Ⓑ	Ⓒ	Ⓓ	Ⓔ		

Ⓐ

HOW TO ORDER

Indicate the following information on order form:
1. Quantity of each item.
2. Model number, including options. See "How To Build a Model Number".
3. Any special service required.

Note: • The □ indicates that a choice is required.
- The absence of the □ indicates that no choice is required.
- Alpha-numeric characters in place of □ indicate that no other alternatives are available.

HOW TO BUILD A MODEL NUMBER

Ⓐ Select basic model.

Ⓑ Select pull option.

ALBT	- Aluminum bow tie pull
ALMT	- Aluminum metric pull
ARCN	- Arc nickel pull
CLSC	- Classic (inset pull)
CZP	- Connection Zone pull
NKBT	- Nickel bow tie pull
RETN	- Retro nickel pull

Ⓒ Select unit and drawer color.
Refer to the **Product Color Options** page in this price list.

Ⓓ Select lock option.

KA	- Key alike
KS	- Key standard
NLC	- No lock core

Ⓔ Select lock color.
Refer to the **Product Color Options** page in this price list.

INFORMATION

Folder Bars
Files are configured for side-to-side media storage. For alternative configurations, see the General Information section.

Height
All dimensions shown include 1/8" allowance for glides in recessed position.

Accessories
See accessory section for accessories that can be ordered separately.

Weights
Figures provided are approximate and reflect packaged product without additional accessories.

SPECIAL SERVICES

Special Carton Marking

With specially marked information	N/C

Shipping
Ships **assembled, FOB Pembroke, ON K8A 0E1, freight prepaid.** Freight class 70.

Specifications and prices are subject to change without prior notice.

Preconfigured Locker Units

700 Series® Cupboard/Bookcase/Markerboard

Preconfigured Locker Units
700 Series® Cupboard/Bookcase/Markerboard



S7FL

65-9/32" High Unit - 33"H Cupboard/ Bookcase, 1 Shelf

- 33"H cupboard or bookcase with 1 shelf (files 2 rows of binders)
- 1-1/2" tie bar shelf
- One 6"H drawer, two 10-1/2"H drawers
- 6"W full length door (left or right side locker) with coat rod
- 24"W file
- Full length pull and lock
- Bookcase shown in picture
- Two locks per bookcase unit
- Three locks per cupboard and markerboard units
- Last model digit indicates locker hinge location

Features	W x D	MODEL NUMBER Basic Model	Pull Option	Unit Color	Lock Option	Lock Color	Approx. Packaged Weight	Delivered Pricing
		Ⓐ	Ⓑ	Ⓒ	Ⓓ	Ⓔ		
Locker Left, Bookcase Right	30 x 24"	7FL/3061524/3D330B/6FLL	□□□□	□□	□□□	□□□	199.0#	$ 3459
Locker Right, Bookcase Left	30 x 24"	7FL/3061524/3D330B/6FLR	□□□□	□□	□□□	□□□	199.0#	3459
Locker Left, Cupboard Right	30 x 24"	7FL/3061524/3D330C/6FLL	□□□□	□□	□□□	□□□	208.0#	3724
Locker Right, Cupboard Left	30 x 24"	7FL/3061524/3D330C/6FLR	□□□□	□□	□□□	□□□	208.0#	3724
Locker Left, Markerboard Right	30 x 24"	7FL/3061524/3D330CMB/6FLL	□□□□	□□	□□□	□□□	208.0#	4856
Locker Right, Markerboard Left	30 x 24"	7FL/3061524/3D330CMB/6FLR	□□□□	□□	□□□	□□□	208.0#	4856

Note: • The □ indicates that a choice is required.
• The absence of the □ indicates that no choice is required.
• Alpha-numeric characters in place of □ indicate that no other alternatives are available.

HOW TO ORDER

Indicate the following information on order form:
1. Quantity of each item.
2. Model number, including options. See "How To Build a Model Number".
3. Any special service required.

HOW TO BUILD A MODEL NUMBER

Ⓐ Select basic model.

Ⓑ Select pull option.

ALBT	- Aluminum bow tie pull
ALMT	- Aluminum metric pull
ARCN	- Arc nickel pull
CLSC	- Classic (inset pull)
NKBT	- Nickel bow tie pull
RETN	- Retro nickel pull
CZP	- Connection Zone pull

Ⓒ Select unit and drawer color.
Refer to the **Product Color Options** page in this price list.

Ⓓ Select lock option.

KS	- Key standard
NLC	- No lock core
KA	- Key alike

Ⓔ Select lock color.
Refer to the **Product Color Options** page in this price list.

INFORMATION

Folder Bars
Files are configured for side-to-side media storage. For alternative configurations, see the General Information section.

Height
All dimensions shown include 1/8" allowance for glides in recessed position.

Accessories
See accessory section for accessories that can be ordered separately.

Weights
Figures provided are approximate and reflect packaged product without additional accessories.

SPECIAL SERVICES

Special Carton Marking

With specially marked information	N/C

Shipping
Ships **assembled, FOB Pembroke, ON K8A 0E1, freight prepaid.** Freight class 70.

Specifications and prices are subject to change without prior notice.

Preconfigured Locker Units

700 Series® Curve Cupboard/Bookcase/Markerboard

Preconfigured Locker Units

700 Series® Curve Cupboard/Bookcase/Markerboard

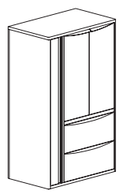

7CFL

65-9/32" High Unit - 36"H Cupboard/ Bookcase, 2 Shelves

- 36"H cupboard or bookcase w/2 shelves (files 2 rows of binders)
- 1-1/2" tie bar shelf
- Two 12"H drawers
- 6"W full length door (left or right side locker) with coat rod
- 24"W file
- Full length pull and lock
- Cupboard shown in picture
- Two locks per bookcase unit
- Three locks per cupboard and markerboard units
- Last model digit indicates locker hinge location

Features	W x D	MODEL NUMBER Basic Model	Dimpled	Unit Color	Pull Color	Lock Option	Lock Color	Approx. Packaged Weight	Delivered Pricing	Dimpled Front add to list price
Locker Left, Bookcase Right	30 x 18"	7CFL3061518/2D360B/6FLL	☐	☐☐☐	☐☐☐☐☐☐☐	☐☐☐	☐☐☐	168.0#	$ 3860	$ 75
Locker Right, Bookcase Left	30 x 18"	7CFL3061518/2D360B/6FLR	☐	☐☐☐	☐☐☐☐☐☐☐	☐☐☐	☐☐☐	168.0#	3860	75
Locker Left, Cupboard Right	30 x 18"	7CFL3061518/2D360C/6FLL	☐	☐☐☐	☐☐☐☐☐☐☐	☐☐☐	☐☐☐	175.0#	4279	81
Locker Right, Cupboard Left	30 x 18"	7CFL3061518/2D360C/6FLR	☐	☐☐☐	☐☐☐☐☐☐☐	☐☐☐	☐☐☐	175.0#	4279	81
Locker Left, Markerboard Right	30 x 18"	7CFL3061518/2D360CMB/6FLL	☐	☐☐☐	☐☐☐☐☐☐☐	☐☐☐	☐☐☐	175.0#	6335	118
Locker Right, Markerboard Left	30 x 18"	7CFL3061518/2D360CMB/6FLR	☐	☐☐☐	☐☐☐☐☐☐☐	☐☐☐	☐☐☐	175.0#	6335	118
			Ⓑ	Ⓒ	Ⓓ	Ⓔ	Ⓕ			

HOW TO ORDER

Indicate the following information on order form:
1. Quantity of each item.
2. Model number, including options. See "How To Build a Model Number".
3. Any special service required.

Note: • The ☐ indicates that a choice is required.
- The absence of the ☐ indicates that no choice is required.
- Alpha-numeric characters in place of ☐ indicate that no other alternatives are available.

HOW TO BUILD A MODEL NUMBER

Ⓐ Select basic model.

Ⓑ Select flat or dimpled front.

D	- Dimpled
F	- Flat

See upcharge column for D option.

Ⓒ Select unit and drawer color.
Refer to the **Product Color Options** page in this price list.

Ⓓ Select drawer pull color.
Refer to the **Product Color Options** page in this price list.

Ⓔ Select lock option.

KA	- Key alike
KS	- Key standard
NLC	- No lock core

Ⓕ Select lock color.
Refer to the **Product Color Options** page in this price list.

INFORMATION

Folder Bars
Files are configured for side-to-side media storage. For alternative configurations, see the General Information section.

Height
All dimensions shown include 1/8" allowance for glides in recessed position.

Accessories
See accessory section for accessories that can be ordered separately.

Weights
Figures provided are approximate and reflect packaged product without additional accessories.

SPECIAL SERVICES

Special Carton Marking

With specially marked information	N/C

Shipping
Ships **assembled, FOB Pembroke, ON K8A 0E1, freight prepaid.** Freight class 70.

Specifications and prices are subject to change without prior notice.

Preconfigured Locker Units

700 Series® Curve Cupboard/Bookcase/Markerboard

Preconfigured Locker Units

700 Series® Curve Cupboard/Bookcase/Markerboard

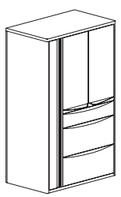

7CFL

65-9/32" High Unit - 30"H Cupboard/ Bookcase, 1 Shelf

- 30"H cupboard or bookcase w/1 shelf (files 2 rows of binders)
- 1-1/2" tie bar shelf
- One 6"H drawer, two 12"H drawers
- 6"W full length door (left or right side locker) with coat rod
- 24"W file
- Full length pull and lock
- Markerboard shown in picture
- Two locks per bookcase unit
- Three locks per cupboard and markerboard units
- Last model digit indicates locker hinge location

Features	W x D	MODEL NUMBER Basic Model	Dimpled	Unit Color	Pull Color	Lock Option	Lock Color	Approx. Packaged Weight	Delivered Pricing	Dimpled Front add to list price
Locker Left, Bookcase Right	30 x 18"	7CFL3061518/3D300B/6FLL	□	□□□	□□□□□□□	□□□	□□□	182.0#	$ 3900	$ 75
Locker Right, Bookcase Left	30 x 18"	7CFL3061518/3D300B/6FLR	□	□□□	□□□□□□□	□□□	□□□	182.0#	3900	75
Locker Left, Cupboard Right	30 x 18"	7CFL3061518/3D300C/6FLL	□	□□□	□□□□□□□	□□□	□□□	191.0#	4232	80
Locker Right, Cupboard Left	30 x 18"	7CFL3061518/3D300C/6FLR	□	□□□	□□□□□□□	□□□	□□□	191.0#	4232	80
Locker Left, Markerboard Right	30 x 18"	7CFL3061518/3D300CMB/6FLL	□	□□□	□□□□□□□	□□□	□□□	191.0#	5583	107
Locker Right, Markerboard Left	30 x 18"	7CFL3061518/3D300CMB/6FLR	□	□□□	□□□□□□□	□□□	□□□	191.0#	5583	107
		Ⓐ	Ⓑ	Ⓒ	Ⓓ	Ⓔ	Ⓕ			

HOW TO ORDER

Indicate the following information on order form:
1. Quantity of each item.
2. Model number, including options. See "How To Build a Model Number".
3. Any special service required.

Note: • The □ indicates that a choice is required.
- The absence of the □ indicates that no choice is required.
- Alpha-numeric characters in place of □ indicate that no other alternatives are available.

HOW TO BUILD A MODEL NUMBER

Ⓐ Select basic model.

Ⓑ Select flat or dimpled front.

D	- Dimpled
F	- Flat

See upcharge column for D option.

Ⓒ Select unit and drawer color.
Refer to the **Product Color Options** page in this price list.

Ⓓ Select drawer pull color.
Refer to the **Product Color Options** page in this price list.

Ⓔ Select lock option.

KA	- Key alike
KS	- Key standard
NLC	- No lock core

Ⓕ Select lock color.
Refer to the **Product Color Options** page in this price list.

INFORMATION

Folder Bars
Files are configured for side-to-side media storage. For alternative configurations, see the General Information section.

Height
All dimensions shown include 1/8" allowance for glides in recessed position.

Accessories
See accessory section for accessories that can be ordered separately.

Weights
Figures provided are approximate and reflect packaged product without additional accessories.

SPECIAL SERVICES

Special Carton Marking

With specially marked information	N/C

Shipping
Ships **assembled, FOB Pembroke, ON K8A 0E1, freight prepaid.** Freight class 70.

Specifications and prices are subject to change without prior notice.

Preconfigured Locker Units

700 Series® Curve Cupboard/Bookcase/Markerboard

Preconfigured Locker Units

700 Series® Curve Cupboard/Bookcase/Markerboard

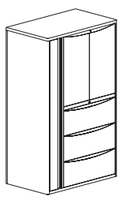

7CFL

65-9/32" High Unit - 28-1/2"H Cupboard/Bookcase, 1 Shelf

- 28-1/2"H cupboard or bookcase w/1 shelf (files 2 rows of binders)
- 1-1/2" tie bar shelf
- Three 10-1/2"H drawers
- 6"W full length door (left or right side locker) with coat rod
- 24"W file
- Full length pull and lock
- Cupboard shown in picture
- Two locks per bookcase unit
- Three locks per cupboard and markerboard units
- Last model digit indicates locker hinge location

Features	W x D	MODEL NUMBER Basic Model	Dimpled	Unit Color	Pull Color	Lock Option	Lock Color	Approx. Packaged Weight	Delivered Pricing	Dimpled Front add to list price
Locker Left, Bookcase Right	30 x 18"	7CFL3061518/3D285B/6FLL	☐	☐☐☐	☐☐☐☐☐☐☐	☐☐☐	☐☐☐	186.0#	$ 4139	$ 80
Locker Right, Bookcase Left	30 x 18"	7CFL3061518/3D285B/6FLR	☐	☐☐☐	☐☐☐☐☐☐☐	☐☐☐	☐☐☐	186.0#	4139	80
Locker Left, Cupboard Right	30 x 18"	7CFL3061518/3D285C/6FLL	☐	☐☐☐	☐☐☐☐☐☐☐	☐☐☐	☐☐☐	194.0#	4466	87
Locker Right, Cupboard Left	30 x 18"	7CFL3061518/3D285C/6FLR	☐	☐☐☐	☐☐☐☐☐☐☐	☐☐☐	☐☐☐	194.0#	4466	87
Locker Left, Markerboard Right	30 x 18"	7CFL3061518/3D285CMB/6FLL	☐	☐☐☐	☐☐☐☐☐☐☐	☐☐☐	☐☐☐	194.0#	5688	108
Locker Right, Markerboard Left	30 x 18"	7CFL3061518/3D285CMB/6FLR	☐	☐☐☐	☐☐☐☐☐☐☐	☐☐☐	☐☐☐	194.0#	5688	108
			Ⓑ	Ⓒ	Ⓓ	Ⓔ	Ⓕ			

HOW TO ORDER

Indicate the following information on order form:
1. Quantity of each item.
2. Model number, including options. See "How To Build a Model Number".
3. Any special service required.

Note: • The ☐ indicates that a choice is required.
- The absence of the ☐ indicates that no choice is required.
- Alpha-numeric characters in place of ☐ indicate that no other alternatives are available.

HOW TO BUILD A MODEL NUMBER

Ⓐ Select basic model.

Ⓑ Select flat or dimpled front.

D	- Dimpled
F	- Flat

See upcharge column for D option.

Ⓒ Select unit and drawer color.
Refer to the **Product Color Options** page in this price list.

Ⓓ Select drawer pull color.
Refer to the **Product Color Options** page in this price list.

Ⓔ Select lock option.

KA	- Key alike
KS	- Key standard
NLC	- No lock core

Ⓕ Select lock color.
Refer to the **Product Color Options** page in this price list.

INFORMATION

Folder Bars
Files are configured for side-to-side media storage. For alternative configurations, see the General Information section.

Height
All dimensions shown include 1/8" allowance for glides in recessed position.

Accessories
See accessory section for accessories that can be ordered separately.

Weights
Figures provided are approximate and reflect packaged product without additional accessories.

SPECIAL SERVICES

Special Carton Marking

With specially marked information	N/C

Shipping
Ships **assembled, FOB Pembroke, ON K8A 0E1, freight prepaid.** Freight class 70.

Specifications and prices are subject to change without prior notice.

Preconfigured Locker Units

700 Series® Curve Cupboard/Bookcase/Markerboard

Preconfigured Locker Units

700 Series® Curve Cupboard/Bookcase/Markerboard

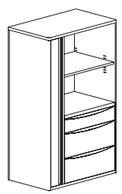

7CFL

65-9/32" High Unit - 33"H Cupboard/ Bookcase, 1 Shelf

- 33"H cupboard or bookcase w/1 shelf (files 2 rows of binders)
- 1-1/2" tie bar shelf
- One 6"H drawer, two 10-1/2"H drawers
- 6"W full length door (left or right side locker) with coat rod
- 24"W file
- Full length pull and lock
- Bookcase shown in picture
- Two locks per bookcase unit
- Three locks per cupboard and markerboard units
- Last model digit indicates locker hinge location

		MODEL NUMBER								
Features	W x D	Basic Model	Dimpled	Unit Color	Pull Color	Lock Option	Lock Color	Approx. Packaged Weight	Delivered Pricing	Dimpled Front add to list price
Locker Left, Bookcase Right	30 x 18"	7CFL3061518/3D330B/6FLL	☐	☐☐☐	☐☐☐☐☐☐☐	☐☐☐	☐☐☐	182.0#	$ 3900	$ 75
Locker Right, Bookcase Left	30 x 18"	7CFL3061518/3D330B/6FLR	☐	☐☐☐	☐☐☐☐☐☐☐	☐☐☐	☐☐☐	182.0#	3900	75
Locker Left, Cupboard Right	30 x 18"	7CFL3061518/3D330C/6FLL	☐	☐☐☐	☐☐☐☐☐☐☐	☐☐☐	☐☐☐	191.0#	4232	80
Locker Right, Cupboard Left	30 x 18"	7CFL3061518/3D330C/6FLR	☐	☐☐☐	☐☐☐☐☐☐☐	☐☐☐	☐☐☐	191.0#	4232	80
Locker Left, Markerboard Right	30 x 18"	7CFL3061518/3D330CMB/6FLL	☐	☐☐☐	☐☐☐☐☐☐☐	☐☐☐	☐☐☐	191.0#	5583	107
Locker Right, Markerboard Left	30 x 18"	7CFL3061518/3D330CMB/6FLR	☐	☐☐☐	☐☐☐☐☐☐☐	☐☐☐	☐☐☐	191.0#	5583	107

Ⓐ Ⓑ Ⓒ Ⓓ Ⓔ Ⓕ

HOW TO ORDER

Indicate the following information on order form:
1. Quantity of each item.
2. Model number, including options. See "How To Build a Model Number".
3. Any special service required.

Note: • The ☐ indicates that a choice is required.
- The absence of the ☐ indicates that no choice is required.
- Alpha-numeric characters in place of ☐ indicate that no other alternatives are available.

HOW TO BUILD A MODEL NUMBER

Ⓐ Select basic model.

Ⓑ Select flat or dimpled front.

D	- Dimpled
F	- Flat

See upcharge column for D option.

Ⓒ Select unit and drawer color.
Refer to the **Product Color Options** page in this price list.

Ⓓ Select drawer pull color.
Refer to the **Product Color Options** page in this price list.

Ⓔ Select lock option.

KA	- Key alike
KS	- Key standard
NLC	- No lock core

Ⓕ Select lock color.
Refer to the **Product Color Options** page in this price list.

INFORMATION

Folder Bars
Files are configured for side-to-side media storage. For alternative configurations, see the General Information section.

Height
All dimensions shown include 1/8" allowance for glides in recessed position.

Accessories
See accessory section for accessories that can be ordered separately.

Weights
Figures provided are approximate and reflect packaged product without additional accessories.

SPECIAL SERVICES

Special Carton Marking

With specially marked information	N/C

Shipping
Ships **assembled, FOB Pembroke, ON K8A 0E1, freight prepaid.** Freight class 70.

Specifications and prices are subject to change without prior notice.

Preconfigured Locker Units

700 Series® Curve Cupboard/Bookcase/Markerboard

Preconfigured Locker Units

700 Series® Curve Cupboard/Bookcase/Markerboard

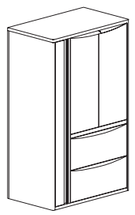

7CFL

65-9/32" High Unit - 36"H Cupboard/ Bookcase, 2 Shelves

- 36"H cupboard or bookcase w/2 shelves (files 2 rows of binders)
- 1-1/2" tie bar shelf
- Two 12H drawers
- 6"W full length door (left or right side locker) with coat rod
- 24"W file
- Full length pull and lock
- Cupboard shown in picture
- Two locks per bookcase unit
- Three locks per cupboard and mark-erboard units
- Last model digit indicates locker hinge location

	Features	W x D	MODEL NUMBER Basic Model	Dimpled Ⓑ	Unit Color Ⓒ	Pull Color Ⓓ	Lock Option Ⓔ	Lock Color Ⓕ	Approx. Packaged Weight	Delivered Pricing	Dimpled Front add to list price
	Locker Left, Bookcase Right	30 x 24"	7CFL3061524/2D360B/6FLL	☐	☐☐☐	☐☐☐☐☐☐☐	☐☐☐	☐☐☐	188.0#	$ 4146	$ 80
	Locker Right, Bookcase Left	30 x 24"	7CFL3061524/2D360B/6FLR	☐	☐☐☐	☐☐☐☐☐☐☐	☐☐☐	☐☐☐	188.0#	4146	80
	Locker Left, Cupboard Right	30 x 24"	7CFL3061524/2D360C/6FLL	☐	☐☐☐	☐☐☐☐☐☐☐	☐☐☐	☐☐☐	196.0#	4519	87
	Locker Right, Cupboard Left	30 x 24"	7CFL3061524/2D360C/6FLR	☐	☐☐☐	☐☐☐☐☐☐☐	☐☐☐	☐☐☐	196.0#	4519	87
	Locker Left, Markerboard Right	30 x 24"	7CFL3061524/2D360CMB/6FLL	☐	☐☐☐	☐☐☐☐☐☐☐	☐☐☐	☐☐☐	196.0#	6566	129
	Locker Right, Markerboard Left	30 x 24"	7CFL3061524/2D360CMB/6FLR	☐	☐☐☐	☐☐☐☐☐☐☐	☐☐☐	☐☐☐	196.0#	6566	129

Ⓐ Ⓑ Ⓒ Ⓓ Ⓔ Ⓕ

HOW TO ORDER

Indicate the following information on order form:
1. Quantity of each item.
2. Model number, including options. See "How To Build a Model Number".
3. Any special service required.

Note: • The ☐ indicates that a choice is required.
- The absence of the ☐ indicates that no choice is required.
- Alpha-numeric characters in place of ☐ indicate that no other alternatives are available.

HOW TO BUILD A MODEL NUMBER

Ⓐ Select basic model.

Ⓑ Select flat or dimpled front.

D	- Dimpled
F	- Flat

See upcharge column for D option.

Ⓒ Select unit and drawer color.
Refer to the **Product Color Options** page in this price list.

Ⓓ Select drawer pull color.
Refer to the **Product Color Options** page in this price list.

Ⓔ Select lock option.

KA	- Key alike
KS	- Key standard
NLC	- No lock core

Ⓕ Select lock color.
Refer to the **Product Color Options** page in this price list.

INFORMATION

Folder Bars
Files are configured for side-to-side media storage. For alternative configurations, see the General Information section.

Height
All dimensions shown include 1/8" allowance for glides in recessed position.

Accessories
See accessory section for accessories that can be ordered separately.

Weights
Figures provided are approximate and reflect packaged product without additional accessories.

SPECIAL SERVICES

Special Carton Marking

With specially marked information	N/C

Shipping
Ships **assembled, FOB Pembroke, ON K8A 0E1, freight prepaid.** Freight class 70.

Specifications and prices are subject to change without prior notice.

Preconfigured Locker Units

700 Series® Curve Cupboard/Bookcase/Markerboard

Preconfigured Locker Units

700 Series® Curve Cupboard/Bookcase/Markerboard

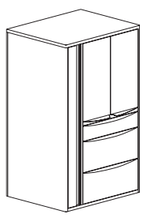

7CFL

65-9/32" High Unit - 30"H Cupboard/ Bookcase, 1 Shelf

- 30"H cupboard or bookcase w/1 shelf (files 2 rows of binders)
- 1-1/2" tie bar shelf
- One 6"H drawer, two 12"H drawers
- 6"W full length door (left or right side locker) with coat rod
- 24"W file
- Full length pull and lock
- Markerboard shown in picture
- Two locks per bookcase unit
- Three locks per cupboard and markerboard units
- Last model digit indicates locker hinge location

		MODEL NUMBER								
Features	W x D	Basic Model	Dimpled	Unit Color	Pull Color	Lock Option	Lock Color	Approx. Packaged Weight	Delivered Pricing	Dimpled Front add to list price
Locker Left, Bookcase Right	30 x 24"	7CFL3061524/3D300B/6FLL	☐	☐☐☐	☐☐☐☐☐☐☐	☐☐☐	☐☐☐	199.0#	$ 4152	$ 80
Locker Right, Bookcase Left	30 x 24"	7CFL3061524/3D300B/6FLR	☐	☐☐☐	☐☐☐☐☐☐☐	☐☐☐	☐☐☐	199.0#	4152	80
Locker Left, Cupboard Right	30 x 24"	7CFL3061524/3D300C/6FLL	☐	☐☐☐	☐☐☐☐☐☐☐	☐☐☐	☐☐☐	208.0#	4470	87
Locker Right, Cupboard Left	30 x 24"	7CFL3061524/3D300C/6FLR	☐	☐☐☐	☐☐☐☐☐☐☐	☐☐☐	☐☐☐	208.0#	4470	87
Locker Left, Markerboard Right	30 x 24"	7CFL3061524/3D300CMB/6FLL	☐	☐☐☐	☐☐☐☐☐☐☐	☐☐☐	☐☐☐	208.0#	5824	110
Locker Right, Markerboard Left	30 x 24"	7CFL3061524/3D300CMB/6FLR	☐	☐☐☐	☐☐☐☐☐☐☐	☐☐☐	☐☐☐	208.0#	5824	110

Ⓐ Ⓑ Ⓒ Ⓓ Ⓔ Ⓕ

HOW TO ORDER

Indicate the following information on order form:
1. Quantity of each item.
2. Model number, including options. See "How To Build a Model Number".
3. Any special service required.

Note: • The ☐ indicates that a choice is required.
- The absence of the ☐ indicates that no choice is required.
- Alpha-numeric characters in place of ☐ indicate that no other alternatives are available.

HOW TO BUILD A MODEL NUMBER

Ⓐ Select basic model.

Ⓑ Select flat or dimpled front.

D	- Dimpled
F	- Flat

See upcharge column for D option.

Ⓒ Select unit and drawer color.
Refer to the **Product Color Options** page in this price list.

Ⓓ Select drawer pull color.
Refer to the **Product Color Options** page in this price list.

Ⓔ Select lock option.

KA	- Key alike
KS	- Key standard
NLC	- No lock core

Ⓕ Select lock color.
Refer to the **Product Color Options** page in this price list.

INFORMATION

Folder Bars
Files are configured for side-to-side media storage. For alternative configurations, see the General Information section.

Height
All dimensions shown include 1/8" allowance for glides in recessed position.

Accessories
See accessory section for accessories that can be ordered separately.

Weights
Figures provided are approximate and reflect packaged product without additional accessories.

SPECIAL SERVICES

Special Carton Marking

With specially marked information	N/C

Shipping
Ships **assembled, FOB Pembroke, ON K8A 0E1, freight prepaid.** Freight class 70.

Specifications and prices are subject to change without prior notice.

Preconfigured Locker Units

700 Series® Curve Cupboard/Bookcase/Markerboard

Preconfigured Locker Units

700 Series® Curve Cupboard/Bookcase/Markerboard

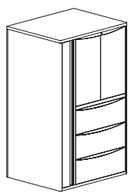

7CFL

65-9/32" High Unit - 28-1/2"H Cupboard/Bookcase, 1 Shelf

- 28-1/2"H cupboard or bookcase w/1 shelf (files 2 rows of binders)
- 1-1/2" tie bar shelf
- Three 10-1/2"H drawers
- 6"W full length door (left or right side locker) with coat rod
- 24"W file
- Full length pull and lock
- Cupboard shown in picture
- Two locks per bookcase unit
- Three locks per cupboard and markerboard units
- Last model digit indicates locker hinge location

Features	W x D	MODEL NUMBER Basic Model	Dimpled	Unit Color	Pull Color	Lock Option	Lock Color	Approx. Packaged Weight	Delivered Pricing	Dimpled Front add to list price
Locker Left, Bookcase Right	30 x 24"	7CFL3061524/3D285B/6FLL	☐	☐☐☐	☐☐☐☐☐☐☐	☐☐☐	☐☐☐	208.0#	$ 4402	$ 82
Locker Right, Bookcase Left	30 x 24"	7CFL3061524/3D285B/6FLR	☐	☐☐☐	☐☐☐☐☐☐☐	☐☐☐	☐☐☐	208.0#	4402	82
Locker Left, Cupboard Right	30 x 24"	7CFL3061524/3D285C/6FLL	☐	☐☐☐	☐☐☐☐☐☐☐	☐☐☐	☐☐☐	231.0#	4700	94
Locker Right, Cupboard Left	30 x 24"	7CFL3061524/3D285C/6FLR	☐	☐☐☐	☐☐☐☐☐☐☐	☐☐☐	☐☐☐	231.0#	4700	94
Locker Left, Markerboard Right	30 x 24"	7CFL3061524/3D285CMB/6FLL	☐	☐☐☐	☐☐☐☐☐☐☐	☐☐☐	☐☐☐	231.0#	5921	112
Locker Right, Markerboard Left	30 x 24"	7CFL3061524/3D285CMB/6FLR	☐	☐☐☐	☐☐☐☐☐☐☐	☐☐☐	☐☐☐	231.0#	5921	112
			Ⓑ	Ⓒ	Ⓓ	Ⓔ	Ⓕ			

HOW TO ORDER

Indicate the following information on order form:
1. Quantity of each item.
2. Model number, including options. See "How To Build a Model Number".
3. Any special service required.

Note: • The ☐ indicates that a choice is required.
- The absence of the ☐ indicates that no choice is required.
- Alpha-numeric characters in place of ☐ indicate that no other alternatives are available.

HOW TO BUILD A MODEL NUMBER

Ⓐ Select basic model.

Ⓑ Select flat or dimpled front.

D	- Dimpled
F	- Flat

See upcharge column for D option.

Ⓒ Select unit and drawer color.
Refer to the **Product Color Options** page in this price list.

Ⓓ Select drawer pull color.
Refer to the **Product Color Options** page in this price list.

Ⓔ Select lock option.

KA	- Key alike
KS	- Key standard
NLC	- No lock core

Ⓕ Select lock color.
Refer to the **Product Color Options** page in this price list.

INFORMATION

Folder Bars
Files are configured for side-to-side media storage. For alternative configurations, see the General Information section.

Height
All dimensions shown include 1/8" allowance for glides in recessed position.

Accessories
See accessory section for accessories that can be ordered separately.

Weights
Figures provided are approximate and reflect packaged product without additional accessories.

SPECIAL SERVICES

Special Carton Marking

With specially marked information	N/C

Shipping
Ships **assembled, FOB Pembroke, ON K8A 0E1, freight prepaid.** Freight class 70.

Specifications and prices are subject to change without prior notice.

Preconfigured Locker Units

700 Series® Curve Cupboard/Bookcase/Markerboard

Preconfigured Locker Units

700 Series® Curve Cupboard/Bookcase/Markerboard

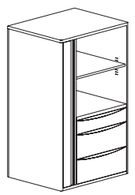

7CFL

65-9/32" High Unit - 33"H Cupboard/ Bookcase, 1 Shelf

- 33"H cupboard or bookcase w/1 shelf (files 2 rows of binders)
- 1-1/2" tie bar shelf
- One 6"H drawer, two 10-1/2"H drawers
- 6"W full length door (left or right side locker) with coat rod
- 24"W file
- Full length pull and lock
- Bookcase shown in picture
- Two locks per bookcase unit
- Three locks per cupboard and markerboard units
- Last model digit indicates locker hinge location

			MODEL NUMBER								
	Features	W x D	Basic Model	Dimpled	Unit Color	Pull Color	Lock Option	Lock Color	Approx. Packaged Weight	Delivered Pricing	Dimpled Front add to list price
	Locker Left, Bookcase Right	30 x 24"	7CFL3061524/3D330B/6FLL	☐	☐☐☐	☐☐☐☐☐☐☐	☐☐☐	☐☐☐	199.0#	$ 4152	$ 80
	Locker Right, Bookcase Left	30 x 24"	7CFL3061524/3D330B/6FLR	☐	☐☐☐	☐☐☐☐☐☐☐	☐☐☐	☐☐☐	199.0#	4152	80
	Locker Left, Cupboard Right	30 x 24"	7CFL3061524/3D330C/6FLL	☐	☐☐☐	☐☐☐☐☐☐☐	☐☐☐	☐☐☐	208.0#	4470	87
	Locker Right, Cupboard Left	30 x 24"	7CFL3061524/3D330C/6FLR	☐	☐☐☐	☐☐☐☐☐☐☐	☐☐☐	☐☐☐	208.0#	4470	87
	Locker Left, Markerboard Right	30 x 24"	7CFL3061524/3D330CMB/6FLL	☐	☐☐☐	☐☐☐☐☐☐☐	☐☐☐	☐☐☐	208.0#	5824	110
	Locker Right, Markerboard Left	30 x 24"	7CFL3061524/3D330CMB/6FLR	☐	☐☐☐	☐☐☐☐☐☐☐	☐☐☐	☐☐☐	208.0#	5824	110

Ⓐ Ⓑ Ⓒ Ⓓ Ⓔ Ⓕ

HOW TO ORDER

Indicate the following information on order form:
1. Quantity of each item.
2. Model number, including options. See "How To Build a Model Number".
3. Any special service required.

Note: • The ☐ indicates that a choice is required.
- The absence of the ☐ indicates that no choice is required.
- Alpha-numeric characters in place of ☐ indicate that no other alternatives are available.

HOW TO BUILD A MODEL NUMBER

Ⓐ Select basic model.

Ⓑ Select flat or dimpled front.

D	- Dimpled
F	- Flat

See upcharge column for D option.

Ⓒ Select unit and drawer color.
Refer to the **Product Color Options** page in this price list.

Ⓓ Select drawer pull color.
Refer to the **Product Color Options** page in this price list.

Ⓔ Select lock option.

KA	- Key alike
KS	- Key standard
NLC	- No lock core

Ⓕ Select lock color.
Refer to the **Product Color Options** page in this price list.

INFORMATION

Folder Bars
Files are configured for side-to-side media storage. For alternative configurations, see the General Information section.

Height
All dimensions shown include 1/8" allowance for glides in recessed position.

Accessories
See accessory section for accessories that can be ordered separately.

Weights
Figures provided are approximate and reflect packaged product without additional accessories.

SPECIAL SERVICES

Special Carton Marking

With specially marked information	N/C

Shipping
Ships **assembled, FOB Pembroke, ON K8A 0E1, freight prepaid.** Freight class 70.

Specifications and prices are subject to change without prior notice.

Preconfigured Storage
700 Series® Multimedia Storage Cabinets

Preconfigured Storage
700 Series® Multimedia Storage Cabinets

	MODEL	Features	W x D x H	MODEL NUMBER Basic Model	Pull Option	Unit Color	Lock Option	Lock Color	Approx. Packaged Weight	Delivered Pricing
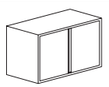 S7CBU	**27" Multimedia Storage Cabinet** • Available with one adjustable blank shelf	With 1 Shelf	30 x 18 x 27"	S7L/30240HD	□□□□	□□	□□□	□□□	95.0#	$ 1078
		With 1 Shelf	36 x 18 x 27"	S7L/36240HD	□□□□	□□	□□□	□□□	105.0#	1168
		With 1 Shelf	42 x 18 x 27"	S7L/42240HD	□□□□	□□	□□□	□□□	121.0#	1248
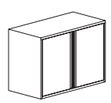 S7CBU	**33-1/8" Multimedia Storage Cabinet** • Available with one adjustable blank shelf	With 1 Shelf	30 x 18 x 33-1/8"	S7L/30300HD	□□□□	□□	□□□	□□□	105.0#	$ 1210
		With 1 Shelf	36 x 18 x 33-1/8"	S7L/36300HD	□□□□	□□	□□□	□□□	121.0#	1340
		With 1 Shelf	42 x 18 x 33-1/8"	S7L/42300HD	□□□□	□□	□□□	□□□	137.0#	1420
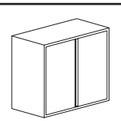 S7CBU	**39-1/4" Multimedia Storage Cabinet** • Available with two adjustable blank shelves	With 2 Shelves	30 x 18 x 39-1/4"	S7L/30360HD	□□□□	□□	□□□	□□□	121.0#	$ 1340
		With 2 Shelves	36 x 18 x 39-1/4"	S7L/36360HD	□□□□	□□	□□□	□□□	137.0#	1445
		With 2 Shelves	42 x 18 x 39-1/4"	S7L/42360HD	□□□□	□□	□□□	□□□	152.0#	1580
				Ⓐ	Ⓑ	Ⓒ	Ⓓ	Ⓔ		

HOW TO ORDER

Indicate the following information on order form:
1. Quantity of each item.
2. Model number, including options. See "How To Build a Model Number".
3. Any special service required.

Note: • The □ indicates that a choice is required.
- The absence of the □ indicates that no choice is required.
- Alpha-numeric characters in place of □ indicate that no other alternatives are available.

HOW TO BUILD A MODEL NUMBER

Ⓐ Select basic model.

Ⓑ Select pull option.

ALBT	- Aluminum bow tie pull
ALMT	- Aluminum metric pull
ARCN	- Arc nickel pull
CLSC	- Classic (inset pull)
CZP	- Connection Zone pull
NKBT	- Nickel bow tie pull
RETN	- Retro nickel pull

Ⓒ Select unit color.
Refer to the **Product Color Options** page in this price list.

Ⓓ Select lock option.

KA	- Key alike
KS	- Key standard
NLC	- No lock core

Ⓔ Select lock color.
Refer to the **Product Color Options** page in this price list.

INFORMATION

Height
All dimensions shown include 1/8" allowance for glides in recessed position.

Accessories
See accessory section for accessories that can be ordered separately.

Weights
Figures provided are approximate and reflect packaged product without additional accessories.

SPECIAL SERVICES

Special Carton Marking

With specially marked information	N/C

Shipping
Ships **assembled, FOB Pembroke, ON K8A 0E1, freight prepaid.** Freight class 70.

Specifications and prices are subject to change without prior notice.

Preconfigured Storage
700 Series® Multimedia Storage Cabinets

Preconfigured Storage
700 Series® Multimedia Storage Cabinets

	MODEL	Features	W x D x H	MODEL NUMBER Basic Model	Pull Option	Unit Color	Lock Option	Lock Color	Approx. Packaged Weight	Delivered Pricing
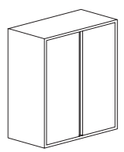 S7CBU	**51-1/2" Multimedia Storage Cabinet** • Available with two adjustable blank shelves	With 2 Shelves	30 x 18 x 51-1/2"	S7L/30480HD	□□□□	□□	□□□	□□□	150.0#	$ 1445
		With 2 Shelves	36 x 18 x 51-1/2"	S7L/36480HD	□□□□	□□	□□□	□□□	160.0#	1657
		With 2 Shelves	42 x 18 x 51-1/2"	S7L/42480HD	□□□□	□□	□□□	□□□	180.0#	1869
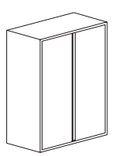 S7CBU	**56-3/32" Multimedia Storage Cabinet** • Available with two adjustable blank shelves	With 2 Shelves	30 x 18 x 56-3/32"	S7L/30525HD	□□□□	□□	□□□	□□□	160.0#	$ 1702
		With 2 Shelves	36 x 18 x 56-3/32"	S7L/36525HD	□□□□	□□	□□□	□□□	170.0#	1817
		With 2 Shelves	42 x 18 x 56-3/32"	S7L/42525HD	□□□□	□□	□□□	□□□	190.0#	1920
				Ⓐ	Ⓑ	Ⓒ	Ⓓ	Ⓔ		

HOW TO ORDER

Indicate the following information on order form:
1. Quantity of each item.
2. Model number, including options. See "How To Build a Model Number".
3. Any special service required.

Note: • The □ indicates that a choice is required.
- The absence of the □ indicates that no choice is required.
- Alpha-numeric characters in place of □ indicate that no other alternatives are available.

HOW TO BUILD A MODEL NUMBER

Ⓐ Select basic model.

Ⓑ Select pull option.

ALBT	- Aluminum bow tie pull
ALMT	- Aluminum metric pull
ARCN	- Arc nickel pull
CLSC	- Classic (inset pull)
CZP	- Connection Zone pull
NKBT	- Nickel bow tie pull
RETN	- Retro nickel pull

Ⓒ Select unit color.
Refer to the **Product Color Options** page in this price list.

Ⓓ Select lock option.

KA	- Key alike
KS	- Key standard
NLC	- No lock core

Ⓔ Select lock color.
Refer to the **Product Color Options** page in this price list.

INFORMATION

Height
All dimensions shown include 1/8" allowance for glides in recessed position.

Accessories
See accessory section for accessories that can be ordered separately.

Weights
Figures provided are approximate and reflect packaged product without additional accessories.

SPECIAL SERVICES

Special Carton Marking

With specially marked information	N/C

Shipping
Ships **assembled, FOB Pembroke, ON K8A 0E1, freight prepaid.** Freight class 70.

Specifications and prices are subject to change without prior notice.

Preconfigured Storage
700 Series® Multimedia Storage Cabinets

Preconfigured Storage
700 Series® Multimedia Storage Cabinets

	MODEL	Features	W x D x H	MODEL NUMBER Basic Model	Pull Option	Unit Color	Lock Option	Lock Color	Approx. Packaged Weight	Delivered Pricing
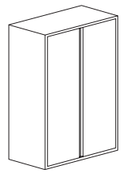 S7CBU	**63-3/4" Multimedia Storage Cabinet** • Available with three adjustable blank shelves	With 3 Shelves	30 x 18 x 63-3/4"	S7L/30600HD	□□□□	□□	□□□	□□□	175.0#	$ 1723
		With 3 Shelves	36 x 18 x 63-3/4"	S7L/36600HD	□□□□	□□	□□□	□□□	190.0#	1837
		With 3 Shelves	42 x 18 x 63-3/4"	S7L/42600HD	□□□□	□□	□□□	□□□	225.0#	2103
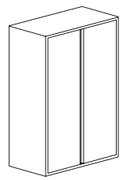 S7CBU	**65-9/32" Multimedia Storage Cabinet** • Available with three adjustable blank shelves	With 3 Shelves	30 x 18 x 65-9/32"	S7L/30615HD	□□□□	□□	□□□	□□□	180.0#	$ 1723
		With 3 Shelves	36 x 18 x 65-9/32"	S7L/36615HD	□□□□	□□	□□□	□□□	195.0#	1837
		With 3 Shelves	42 x 18 x 65-9/32"	S7L/42615HD	□□□□	□□	□□□	□□□	230.0#	2103
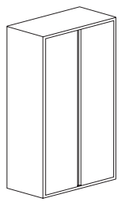 S7CBU	**77-17/32" Multimedia Storage Cabinet** • Available with four adjustable blank shelves	With 4 Shelves	30 x 18 x 77-17/32"	S7L/30735HD	□□□□	□□	□□□	□□□	210.0#	$ 2094
		With 4 Shelves	36 x 18 x 77-17/32"	S7L/36735HD	□□□□	□□	□□□	□□□	230.0#	2292

Ⓐ Ⓑ Ⓒ Ⓓ Ⓔ

HOW TO ORDER

Indicate the following information on order form:
1. Quantity of each item.
2. Model number, including options. See "How To Build a Model Number".
3. Any special service required.

Note: • The □ indicates that a choice is required.
- The absence of the □ indicates that no choice is required.
- Alpha-numeric characters in place of □ indicate that no other alternatives are available.

HOW TO BUILD A MODEL NUMBER

Ⓐ Select basic model.

Ⓑ Select pull option.

ALBT	- Aluminum bow tie pull
ALMT	- Aluminum metric pull
ARCN	- Arc nickel pull
CLSC	- Classic (inset pull)
CZP	- Connection Zone pull
NKBT	- Nickel bow tie pull
RETN	- Retro nickel pull

Ⓒ Select unit color.
Refer to the **Product Color Options** page in this price list.

Ⓓ Select lock option.

KA	- Key alike
KS	- Key standard
NLC	- No lock core

Ⓔ Select lock color.
Refer to the **Product Color Options** page in this price list.

INFORMATION

Height
All dimensions shown include 1/8" allowance for glides in recessed position.

Accessories
See accessory section for accessories that can be ordered separately.

Weights
Figures provided are approximate and reflect packaged product without additional accessories.

SPECIAL SERVICES

Special Carton Marking

With specially marked information	N/C

Shipping
Ships **assembled, FOB Pembroke, ON K8A 0E1, freight prepaid.** Freight class 70.

Specifications and prices are subject to change without prior notice.

Preconfigured Storage
700 Series® Multimedia Storage Cabinets

Preconfigured Storage
700 Series® Multimedia Storage Cabinets

	MODEL	Features	W x D x H	MODEL NUMBER Basic Model	Pull Option	Unit Color	Lock Option	Lock Color	Approx. Packaged Weight	Delivered Pricing
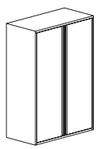 S7CBU	**69-7/8" Multimedia Storage Cabinet** • All internal accessories must be ordered separately	No Shelf	30 x 18 x 69-7/8"	S7L/30660HX	□□□□	□□	□□□	□□□	95.0#	$ 1706
		No Shelf	36 x 18 x 69-7/8"	S7L/36660HX	□□□□	□□	□□□	□□□	102.0#	1816
				Ⓐ	Ⓑ	Ⓒ	Ⓓ	Ⓔ		

HOW TO ORDER

Indicate the following information on order form:
1. Quantity of each item.
2. Model number, including options. See "How To Build a Model Number".
3. Any special service required.

Note: • The □ indicates that a choice is required.
• The absence of the □ indicates that no choice is required.
• Alpha-numeric characters in place of □ indicate that no other alternatives are available.

HOW TO BUILD A MODEL NUMBER

Ⓐ Select basic model.

Ⓑ Select pull option.

ALBT	- Aluminum bow tie pull
ALMT	- Aluminum metric pull
ARCN	- Arc nickel pull
CLSC	- Classic (inset pull)
CZP	- Connection Zone pull
NKBT	- Nickel bow tie pull
RETN	- Retro nickel pull

Ⓒ Select unit color.
Refer to the **Product Color Options** page in this price list.

Ⓓ Select lock option.

KA	- Key alike
KS	- Key standard
NLC	- No lock core

Ⓔ Select lock color.
Refer to the **Product Color Options** page in this price list.

INFORMATION

Height
All dimensions shown include 1/8" allowance for glides in recessed position.

Accessories
See accessory section for accessories that can be ordered separately.

Weights
Figures provided are approximate and reflect packaged product without additional accessories.

SPECIAL SERVICES

Special Carton Marking

With specially marked information	N/C

Shipping
Ships **assembled, FOB Pembroke, ON K8A 0E1, freight prepaid.** Freight class 70.

Specifications and prices are subject to change without prior notice.

Preconfigured Storage
700 Series® Multimedia Storage Cabinets

Preconfigured Storage
700 Series® Multimedia Storage Cabinets

	MODEL	W x D x H	MODEL NUMBER: Basic Model	Pull Option	Unit Color	Lock Option	Lock Color	Approx. Packaged Weight	Delivered Pricing
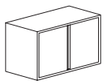 S70V	**26-7/8" OverCupboard Storage Cabinet** • For placement on top of similar width cabinet; not for floor installation • Available with one adjustable blank shelf • Lock located at bottom of cabinet	30 x 18 x 26-7/8"	S7L/302400VHD	□□□□	□□	□□□	□□□	70.0#	$ 1133
		36 x 18 x 26-7/8"	S7L/362400VHD	□□□□	□□	□□□	□□□	80.0#	1183
		42 x 18 x 26-7/8"	S7L/422400VHD	□□□□	□□	□□□	□□□	95.0#	1289
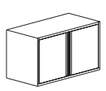 S70V	**26-7/8" OverCupboard Storage Cabinet** • Interiors to be specified separately at time of configuration • For placement on top of similar width cabinet; not for floor installation • Lock located at bottom of cabinet	30 x 18 x 26-7/8"	S7L/302400VHX	□□□□	□□	□□□	□□□	42.0#	$ 1036
		36 x 18 x 26-7/8"	S7L/362400VHX	□□□□	□□	□□□	□□□	50.0#	1081
		42 x 18 x 26-7/8"	S7L/422400VHX	□□□□	□□	□□□	□□□	56.0#	1144
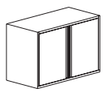 S70V	**31-15/32" OverCupboard Storage Cabinet** • Interiors to be specified separately at time of configuration • For placement on top of similar width cabinet; not for floor installation • Lock located at bottom of cabinet	30 x 18 x 31-15/32"	S7L/302850VHX	□□□□	□□	□□□	□□□	48.0#	$ 1154
		36 x 18 x 31-15/32"	S7L/362850VHX	□□□□	□□	□□□	□□□	56.0#	1201
		42 x 18 x 31-15/32"	S7L/422850VHX	□□□□	□□	□□□	□□□	63.0#	1284
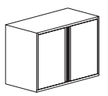 S70V	**33" OverCupboard Storage Cabinet** • Interiors to be specified separately at time of configuration • For placement on top of similar width cabinet; not for floor installation • Lock located at bottom of cabinet	30 x 18 x 33"	S7L/303000VHX	□□□□	□□	□□□	□□□	52.0#	$ 1162
		36 x 18 x 33"	S7L/363000VHX	□□□□	□□	□□□	□□□	60.0#	1217
		42 x 18 x 33"	S7L/423000VHX	□□□□	□□	□□□	□□□	67.0#	1290
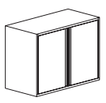 S70V	**34-17/32" OverCupboard Storage Cabinet** • Interiors to be specified separately at time of configuration • For placement on top of similar width cabinet; not for floor installation • Lock located at bottom of cabinet	30 x 18 x 34-17/32"	S7L/303150VHX	□□□□	□□	□□□	□□□	54.0#	$ 1163
		36 x 18 x 34-17/32"	S7L/363150VHX	□□□□	□□	□□□	□□□	62.0#	1223
		42 x 18 x 34-17/32"	S7L/423150VHX	□□□□	□□	□□□	□□□	69.0#	1301
				Ⓑ	Ⓒ	Ⓓ	Ⓔ		

HOW TO ORDER

Indicate the following information on order form:
1. Quantity of each item.
2. Model number, including options. See "How To Build a Model Number".
3. Any special service required.

Note: • The □ indicates that a choice is required.
- The absence of the □ indicates that no choice is required.
- Alpha-numeric characters in place of □ indicate that no other alternatives are available.

HOW TO BUILD A MODEL NUMBER

Ⓐ Select basic model.

Ⓑ Select pull option.

ALBT	- Aluminum bow tie pull
ALMT	- Aluminum metric pull
ARCN	- Arc nickel pull
CLSC	- Classic (inset pull)
CZP	- Connection Zone pull
NKBT	- Nickel bow tie pull
RETN	- Retro nickel pull

Ⓒ Select unit color.
Refer to the **Product Color Options** page in this price list.

Ⓓ Select lock option.

KA	- Key alike
KS	- Key standard
NLC	- No lock core

Ⓔ Select lock color.
Refer to the **Product Color Options** page in this price list.

INFORMATION

Accessories
See accessory section for accessories that can be ordered separately.

Weights
Figures provided are approximate and reflect packaged product without additional accessories.

SPECIAL SERVICES

Special Carton Marking

With specially marked information	N/C

Shipping
Ships **assembled, FOB Pembroke, ON K8A 0E1, freight prepaid.** Freight class 70.

Specifications and prices are subject to change without prior notice.

Preconfigured Storage
700 Series® Multimedia Storage Cabinets

Preconfigured Storage
700 Series® Multimedia Storage Cabinets

	MODEL	W x D x H	MODEL NUMBER Basic Model	Pull Option	Unit Color	Lock Option	Lock Color	Approx. Packaged Weight	Delivered Pricing
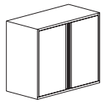 S70V	**39-1/8" OverCupboard Storage Cabinet** • Interiors to be specified separately at time of configuration • For placement on top of similar width cabinet; not for floor installation • Lock located at bottom of cabinet	30 x 18 x 39-1/8"	S7L/30360OVHX	□□□□	□□	□□□	□□□	58.0#	$ 1246
		36 x 18 x 39-1/8"	S7L/36360OVHX	□□□□	□□	□□□	□□□	68.0#	1312
		42 x 18 x 39-1/8"	S7L/42360OVHX	□□□□	□□	□□□	□□□	75.0#	1391
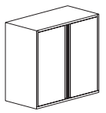 S70V	**43-23/32" OverCupboard Storage Cabinet** • Interiors to be specified separately at time of configuration • For placement on top of similar width cabinet; not for floor installation • Lock located at bottom of cabinet	30 x 18 x 43-23/32"	S7L/30405OVHX	□□□□	□□	□□□	□□□	68.0#	$ 1340
		36 x 18 x 43-23/32"	S7L/36405OVHX	□□□□	□□	□□□	□□□	75.0#	1405
		42 x 18 x 43-23/32"	S7L/42405OVHX	□□□□	□□	□□□	□□□	82.0#	1484
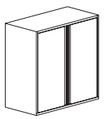 S70V	**46-25/32" OverCupboard Storage Cabinet** • Interiors to be specified separately at time of configuration • For placement on top of similar width cabinet; not for floor installation • Lock located at bottom of cabinet	30 x 18 x 46-25/32"	S7L/30435OVHX	□□□□	□□	□□□	□□□	71.0#	$ 1364
		36 x 18 x 46-25/32"	S7L/36435OVHX	□□□□	□□	□□□	□□□	78.0#	1432
		42 x 18 x 46-25/32"	S7L/42435OVHX	□□□□	□□	□□□	□□□	85.0#	1497
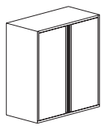 S70V	**51-3/8" OverCupboard Storage Cabinet** • Interiors to be specified separately at time of configuration • For placement on top of similar width cabinet; not for floor installation • Lock located at bottom of cabinet	30 x 18 x 51-3/8"	S7L/30480OVHX	□□□□	□□	□□□	□□□	76.0#	$ 1370
		36 x 18 x 51-3/8"	S7L/36480OVHX	□□□□	□□	□□□	□□□	83.0#	1450
		42 x 18 x 51-3/8"	S7L/42480OVHX	□□□□	□□	□□□	□□□	90.0#	1522
			Ⓐ	Ⓑ	Ⓒ	Ⓓ	Ⓔ		

HOW TO ORDER

Indicate the following information on order form:
1. Quantity of each item.
2. Model number, including options. See "How To Build a Model Number".
3. Any special service required.

Note: • The □ indicates that a choice is required.
- The absence of the □ indicates that no choice is required.
- Alpha-numeric characters in place of □ indicate that no other alternatives are available.

HOW TO BUILD A MODEL NUMBER

Ⓐ Select basic model.

Ⓑ Select pull option.

ALBT	- Aluminum bow tie pull
ALMT	- Aluminum metric pull
ARCN	- Arc nickel pull
CLSC	- Classic (inset pull)
CZP	- Connection Zone pull
NKBT	- Nickel bow tie pull
RETN	- Retro nickel pull

Ⓒ Select unit color.
Refer to the **Product Color Options** page in this price list.

Ⓓ Select lock option.

KA	- Key alike
KS	- Key standard
NLC	- No lock core

Ⓔ Select lock color.
Refer to the **Product Color Options** page in this price list.

INFORMATION

Accessories
See accessory section for accessories that can be ordered separately.

Weights
Figures provided are approximate and reflect packaged product without additional accessories.

SPECIAL SERVICES

Special Carton Marking

With specially marked information	N/C

Shipping
Ships **assembled, FOB Pembroke, ON K8A 0E1, freight prepaid.** Freight class 70.

Specifications and prices are subject to change without prior notice.

Preconfigured Storage
700 Series® Curve Multimedia Storage Cabinets

Preconfigured Storage
700 Series® Curve Multimedia Storage Cabinets

	Features	W x D	MODEL NUMBER Basic Model	Dimpled	Unit Color	Pull Color	Lock Option	Lock Color	Approx. Packaged Weight	Delivered Pricing	Dimpled Front add to list price
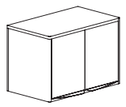 S7CC **26-7/8" OverCupboard Storage Cabinet** • For placement on top of similar width cabinet; not for floor installation • Available with one adjustable blank shelf • Lock located at bottom of cabinet	With 1 Shelf	30 x 18"	S7CL302400VHD	☐	☐☐☐	☐☐☐☐☐☐☐	☐☐☐	☐☐☐	70.0#	$ 1315	$ 23
	With 1 Shelf	36 x 18"	S7CL362400VHD	☐	☐☐☐	☐☐☐☐☐☐☐	☐☐☐	☐☐☐	80.0#	1323	25
	With 1 Shelf	42 x 18"	S7CL422400VHD	☐	☐☐☐	☐☐☐☐☐☐☐	☐☐☐	☐☐☐	95.0#	1443	30
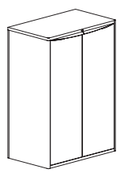 S7CC **56-3/32" Multimedia Storage Cabinet** • Available with two adjustable blank shelves or without any shelves	With 2 Shelves	36 x 18"	S7CL36525HD	☐	☐☐☐	☐☐☐☐☐☐☐	☐☐☐	☐☐☐	170.0#	$ 2036	$ 23
			Ⓐ	Ⓑ	Ⓒ	Ⓓ	Ⓔ	Ⓕ			

HOW TO ORDER

Indicate the following information on order form:
1. Quantity of each item.
2. Model number, including options. See "How To Build a Model Number".
3. Any special service required.

Note: • The ☐ indicates that a choice is required.
• The absence of the ☐ indicates that no choice is required.
• Alpha-numeric characters in place of ☐ indicate that no other alternatives are available.

HOW TO BUILD A MODEL NUMBER

Ⓐ Select basic model.

Ⓑ Select flat or dimpled front.

D	- Dimpled
F	- Flat

See upcharge column for D option.

Ⓒ Select unit and drawer color.
Refer to the **Product Color Options** page in this price list.

Ⓓ Select drawer pull color.
Refer to the **Product Color Options** page in this price list.

Ⓔ Select lock option.

KA	- Key alike
KS	- Key standard
NLC	- No lock core

Ⓕ Select lock color.
Refer to the **Product Color Options** page in this price list.

INFORMATION

Height
All dimensions shown include 1/8" allowance for glides in recessed position.

Accessories
See accessory section for accessories that can be ordered separately.

Weights
Figures provided are approximate and reflect packaged product without additional accessories.

SPECIAL SERVICES

Special Carton Marking

With specially marked information	N/C

Shipping
Ships **assembled, FOB Pembroke, ON K8A 0E1, freight prepaid.** Freight class 70.

Specifications and prices are subject to change without prior notice.

Preconfigured Storage
700 Series® Overfile Cabinets

Preconfigured Storage
700 Series® Overfile Cabinets

	MODEL	W x D x H	MODEL NUMBER: Basic Model	Pull Option	Unit Color	Lock Option	Lock Color	Approx. Packaged Weight	Delivered Pricing
 S70V	**16-5/32" Overfile Storage Cabinet** • One 13" receding door • For placement on the top of similar width cabinet; not for floor installation • Lock located at bottom of cabinet • Lower units must be drilled to accept four 1/4-20 bolts to secure unit	30 x 18 x 16-5/32"	S7L/301350V1F	□□□□	□□	□□□	□□□	46.0#	$ 849
		36 x 18 x 16-5/32"	S7L/361350V1F	□□□□	□□	□□□	□□□	52.0#	954
		42 x 18 x 16-5/32"	S7L/421350V1F	□□□□	□□	□□□	□□□	56.0#	967
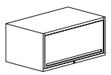 S70V	**17-11/16" Overfile Storage Cabinet** • One 15" receding door • For placement on the top of similar width cabinet; not for floor installation • Lock located at bottom of cabinet • Lower units must be drilled to accept four 1/4-20 bolts to secure unit	30 x 18 x 17-11/16"	S7L/301500V1F	□□□□	□□	□□□	□□□	50.0#	$ 799
		36 x 18 x 17-11/16"	S7L/361500V1F	□□□□	□□	□□□	□□□	56.0#	968
		42 x 18 x 17-11/16"	S7L/421500V1F	□□□□	□□	□□□	□□□	62.0#	1032
 S70V	**31-15/32" Overfile Storage Cabinet** • Two 13-1/2" receding doors • One slotted tie bar shelf with 3 dividers • For placement on the top of similar width cabinet; not for floor installation • Lock located at bottom of cabinet • Lower units must be drilled to accept four 1/4-20 bolts to secure unit	30 x 18 x 31-15/32"	S7L/302850V2F	□□□□	□□	□□□	□□□	87.0#	$ 1272
		36 x 18 x 31-15/32"	S7L/362850V2F	□□□□	□□	□□□	□□□	98.0#	1322
		42 x 18 x 31-15/32"	S7L/422850V2F	□□□□	□□	□□□	□□□	108.0#	1440
 S70V	**34-17/32" Overfile Storage Cabinet** • Two 15" receding doors • One slotted tie bar shelf with 3 dividers • For placement on the top of similar width cabinet; not for floor installation • Lock located at bottom of cabinet • Lower units must be drilled to accept four 1/4-20 bolts to secure unit	30 x 18 x 34-17/32"	S7L/303150V2F	□□□□	□□	□□□	□□□	94.0#	$ 1419
		36 x 18 x 34-17/32"	S7L/363150V2F	□□□□	□□	□□□	□□□	107.0#	1475
		42 x 18 x 34-17/32"	S7L/423150V2F	□□□□	□□	□□□	□□□	119.0#	1603
			Ⓐ	Ⓑ	Ⓒ	Ⓓ	Ⓔ		

HOW TO ORDER

Indicate the following information on order form:
1. Quantity of each item.
2. Model number, including options. See "How To Build a Model Number".
3. Any special service required.

Note: • The □ indicates that a choice is required.
- The absence of the □ indicates that no choice is required.
- Alpha-numeric characters in place of □ indicate that no other alternatives are available.

HOW TO BUILD A MODEL NUMBER

Ⓐ Select basic model.

Ⓑ Select pull option.

ALBT	- Aluminum bow tie pull
ALMT	- Aluminum metric pull
ARCN	- Arc nickel pull
CLSC	- Classic (inset pull)
CZP	- Connection Zone pull
NKBT	- Nickel bow tie pull
RETN	- Retro nickel pull

Ⓒ Select unit color.
Refer to the **Product Color Options** page in this price list.

Ⓓ Select lock option.

KA	- Key alike
KS	- Key standard
NLC	- No lock core

Ⓔ Select lock color.
Refer to the **Product Color Options** page in this price list.

INFORMATION

Accessories
See accessory section for accessories that can be ordered separately.

Weights
Figures provided are approximate and reflect packaged product without additional accessories.

SPECIAL SERVICES

Special Carton Marking

With specially marked information	N/C

Shipping
Ships **assembled, FOB Pembroke, ON K8A 0E1, freight prepaid.** Freight class 70.

Specifications and prices are subject to change without prior notice.

Preconfigured Storage
700 Series® Overfile Cabinets

Preconfigured Storage
700 Series® Overfile Cabinets

	MODEL	W x D x H	MODEL NUMBER: Basic Model	Pull Option	Unit Color	Lock Option	Lock Color	Approx. Packaged Weight	Delivered Pricing
 S70V	**46-25/32" Overfile Storage Cabinet** • Three 13-1/2" receding doors • One slotted tie bar shelf with 3 dividers • For placement on the top of similar width cabinet; not for floor installation • Lock located at bottom of cabinet • Lower units must be drilled to accept four 1/4-20 bolts to secure unit	30 x 18 x 46-25/32"	S7L/30435OV3F	CLSC	□□	□□□	□□□	127.0#	$ 1685
		36 x 18 x 46-25/32"	S7L/36435OV3F	CLSC	□□	□□□	□□□	144.0#	1755
		42 x 18 x 46-25/32"	S7L/42435OV3F	CLSC	□□	□□□	□□□	160.0#	1892
 S70V	**51-3/8" Overfile Storage Cabinet** • Three 15" receding doors • Two slotted tie bar shelves with 3 dividers • For placement on the top of similar width cabinet; not for floor installation • Lock located at bottom of cabinet • Lower units must be drilled to accept four 1/4-20 bolts to secure unit	30 x 18 x 51-3/8"	S7L/30480OV3F	CLSC	□□	□□□	□□□	140.0#	$ 1897
		36 x 18 x 51-3/8"	S7L/36480OV3F	CLSC	□□	□□□	□□□	158.0#	1963
		42 x 18 x 51-3/8"	S7L/42480OV3F	CLSC	□□	□□□	□□□	177.0#	2100
			Ⓐ	Ⓑ	Ⓒ	Ⓓ	Ⓔ		

HOW TO ORDER

Indicate the following information on order form:
1. Quantity of each item.
2. Model number, including options. See "How To Build a Model Number".
3. Any special service required.

Note: • The □ indicates that a choice is required.
- The absence of the □ indicates that no choice is required.
- Alpha-numeric characters in place of □ indicate that no other alternatives are available.

HOW TO BUILD A MODEL NUMBER

Ⓐ Select basic model.

Ⓑ Select pull option.

CLSC	- Classic (inset pull)

Ⓒ Select unit color.
Refer to the **Product Color Options** page in this price list.

Ⓓ Select lock option.

KA	- Key alike
KS	- Key standard
NLC	- No lock core

Ⓔ Select lock color.
Refer to the **Product Color Options** page in this price list.

INFORMATION

Accessories
See accessory section for accessories that can be ordered separately.

Weights
Figures provided are approximate and reflect packaged product without additional accessories.

SPECIAL SERVICES

Special Carton Marking

With specially marked information	N/C

Shipping
Ships **assembled, FOB Pembroke, ON K8A 0E1, freight prepaid.** Freight class 70.

Specifications and prices are subject to change without prior notice.

Lateral File Accessories

Lateral File Accessories

	MODEL	Features	W	MODEL NUMBER Basic Model	Approx. Packaged Weight	Delivered Pricing
 LTACU	**Type "A" Folder Bars** • Files one row legal or letter, side-to-side • Priced per set • Installs in 10-1/2, 12, 13-1/2, and 15" drawers and similar sized receding door rollout shelf combinations • Black finish only	Side-to-side	30"	S7L/30FBA	3.0#	$ 48
		Side-to-side	36"	S7L/36FBA	3.0#	48
		Side-to-side	42"	S7L/42FBA	4.0#	48
 LTACU	**Type "E" Folder Bars** • EDP interior for print-outs • Files one row side-to-side • Installs in 13-1/2, and 15" drawers and 15" receding door rollout shelf combinations. Not for installation behind 13-1/2" receding doors • Priced per unit • Black finish only	Side-to-side	30"	S7L/30FBE	5.0#	$ 110
		Side-to-side	36"	S7L/36FBE	5.0#	110
		Side-to-side	42"	S7L/42FBE	7.0#	110
 LTACU	**Type "K" Folder Bars** • Converts side-to-side filing to front-to-back filing • One set (two bars) required per row of filing • Priced per set of two • Legal or letter	Front-to-back		S7L/334FBK	5.0#	$ 23
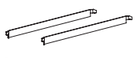 LTACU	**Type "J" Folder Bars** • For EDP filing front-to-back • One set (two bars) required per row of filing • Priced per set of two	Front-to-back		S7L/334FBJ	5.0#	$ 33
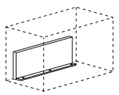 LTACU	**Counterbalance** • For lateral file units • Recommended unless cabinets are ganged • Factory installed, if specified			S7L/CBW35	35.0#	$ 180
				S7L/CBW50	50.0#	233
				S7L/CBW60	60.0#	289

Ⓐ

HOW TO ORDER

Indicate the following information on order form:
1. Quantity of each item.
2. Model number, including options. See "How To Build a Model Number".
3. Any special service required.

Note: • The ☐ indicates that a choice is required.
- The absence of the ☐ indicates that no choice is required.
- Alpha-numeric characters in place of ☐ indicate that no other alternatives are available.

HOW TO BUILD A MODEL NUMBER

Ⓐ Select basic model.

Counterbalance Weight

Model #	700 Series Lateral File
CBW35	30" Wide 4, 5, 6 High
CBW35	36" Wide 4, 5, 6 High
CBW35	42" Wide 4, 5, 6 High
CBW50	30" Wide 2, 3 High
CBW50	36" Wide 2, 3 High
CBW50	42" Wide 2, 3 High

Model #	700 Series Optional Front Lateral File
CBW50	30" Wide 4, 5, 6 High
CBW50	36" Wide 4, 5, 6 High
CBW60	30" Wide 2, 3 High
CBW60	36" Wide 2, 3 High
CBW60	42" Wide 2, 3 High

SPECIAL SERVICES

Special Carton Marking

With specially marked information N/C

Shipping

Ships **assembled, FOB Pembroke, ON K8A 0E1, freight prepaid.** Freight class 70.

Specifications and prices are subject to change without prior notice.

Lateral File Accessories

Lateral File Accessories

	MODEL	W x D x H	MODEL NUMBER Basic Model	Approx. Packaged Weight	Delivered Pricing
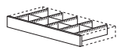 LTACU	**Drawer Organizer** • For installation in 6", 7-1/2", 9" or box lateral file drawers • Front pan included in kit corresponding to drawer width • Req'd when building custom organizers • 30"W kit includes 4 partitions and 3 dividers • 36"W kit includes 5 partitions and 4 dividers • 42"W kit includes 6 partitions and 5 dividers • Black finish only	30 x 15-7/8 x 4" 36 x 15-7/8 x 4" 42 x 15-7/8 x 4"	S7L/30MEDKIT S7L/36MEDKIT S7L/42MEDKIT	8.0# 8.0# 9.0#	$ 223 277 277
 LTACU	**Organizer Front Pan** • Attaches to sides of 6", 7-1/2", 9" or box drawer body • Field installation on product manufactured prior to January 1995 will require drilling 4 holes in the drawer • Black finish only • Required when building custom organizers	30 x 1 x 4" 36 x 1 x 4" 42 x 1 x 4"	S7L/30MEDPAN S7L/36MEDPAN S7L/42MEDPAN	2.0# 2.0# 2.0#	$ 83 83 98
 LTACU	**Organizer Partition** • Front-to-back partition must be used with organizer front pan • Priced individually • Black finish only	1/2 x 16 x 4"	S7L/334MPART	1.0#	$ 25
 LTACU	**Organizer Divider** • Side-to-side divider • Models listed provide 4", 5", 6" or 8" clear width • Black finish only	4 x 4" 5 x 4" 6 x 4" 8 x 4"	S7L/334DIV40 S7L/334DIV50 S7L/334DIV60 S7L/334DIV80	1.0# 1.0# 1.0# 1.0#	$ 12 12 12 12
 LTACU	**6" Dividers** • For 6" rollout shelves and 6", 7-1/2", and 9" drawers • Sold in packs of 3 • Black finish only	6"	S7L/3346DV	3.0#	$ 60
 LTACU	**Plate Dividers** • For 10-1/2", 12", 13-1/2", and 15" rollout shelves and drawers • Sold in packs of 3 • Black finish only	12"	S7L/33412DV	3.0#	$ 50

Ⓐ

HOW TO ORDER

Indicate the following information on order form:
1. Quantity of each item.
2. Model number, including options. See "How To Build a Model Number".
3. Any special service required.

Note: • The ☐ indicates that a choice is required.
- The absence of the ☐ indicates that no choice is required.
- Alpha-numeric characters in place of ☐ indicate that no other alternatives are available.

HOW TO BUILD A MODEL NUMBER

Ⓐ Select basic model.

SPECIAL SERVICES

Special Carton Marking

With specially marked information N/C

Shipping

Ships **assembled, FOB Pembroke, ON K8A 0E1, freight prepaid.** Freight class 70.

Specifications and prices are subject to change without prior notice.

Lateral File Accessories

	MODEL	Features	W x D	MODEL NUMBER Basic Model	MODEL NUMBER Unit Color	Approx. Packaged Weight	Delivered Pricing
 LTACU	**Legal/Letter Conversion** • Black finish only • To be used when filing letter-size folders side-to-side			S7L/30LL		3.0#	$ 25
				S7L/36LL		3.0#	25
				S7L/42LL		3.0#	25
 LTACU	**EDP Legal/Letter Conversion** • Black finish only • To be used when filing letter-size folders side-to-side			S7L/30LLETS		3.0#	$ 25
				S7L/36LLETS		3.0#	25
				S7L/42LLETS		3.0#	25
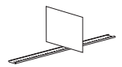 LTACU	**Compressor Follower** • Installs in 12, 13-1/2, and 15" drawers and receding door/rollout shelf combinations • All installation hardware included • Black finish only • Compressor moves side-to-side		27 x 8"	S7L/30CF		3.0#	$ 69
			33 x 8"	S7L/36CF		4.0#	69
			39 x 8"	S7L/42CF		4.0#	69
 LTACU	**Touch-up Paint** • Specify color code • One-ounce brush application			S7L/97003	☐☐	2.0#	$ 51
 LTACU	**Coat Rod** • Includes mounting hardware • For installation behind hinged doors • Fixed blank shelf may be installed directly above. Specify separately		30"	S7L/30CR		8.0#	$ 60
			36"	S7L/36CR		8.0#	60
			42"	S7L/42CR		8.0#	60
HRDPT	**P-Series Keys** • Double bit design • Range of 200 different core/key numbers available • Must specify lock number(s) requested when ordering cut key or lock core/key sets	Lock Core/2 Key Set - Black		2.KP20522		0.4#	$ 15
		Lock Core/2 Key Set - Satin Chrome		2.KP20522.SC		0.4#	15
		Master Key		2.KP20550		0.2#	11
		Extractor Key		2.KP20551		0.2#	11
		Blank Key		2.KP20552		0.2#	3
		Cut Key		2.KP20557		0.2#	4
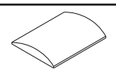 LTACU	**700 Series® Files Lateral Toppers** • Fixed to the top with double stick tape • For aesthetic appeal		30 x 18"	S7L/30DT	☐☐	9.0#	$ 358
			36 x 18"	S7L/36DT	☐☐	9.0#	372
			42 x 18"	S7L/42DT	☐☐	9.0#	384
				Ⓐ	Ⓑ		

HOW TO ORDER

Indicate the following information on order form:
1. Quantity of each item.
2. Model number, including options. See "How To Build a Model Number".
3. Any special service required.

Note: • The ☐ indicates that a choice is required.
- The absence of the ☐ indicates that no choice is required.
- Alpha-numeric characters in place of ☐ indicate that no other alternatives are available.

HOW TO BUILD A MODEL NUMBER

Ⓐ Select basic model.

Ⓑ Select unit color.
Refer to the **Product Color Options** page in this price list.

SPECIAL SERVICES

Special Carton Marking

With specially marked information N/C

Shipping

Ships **assembled, FOB Pembroke, ON K8A 0E1, freight prepaid.** Freight class 70.

Specifications and prices are subject to change without prior notice.

Computer Media Accessories

	MODEL	W x D x H	MODEL NUMBER Basic Model	Approx. Packaged Weight	Delivered Pricing
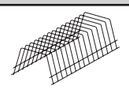 LTACU	**Reel Insert Shelf for Storage Cabinets/ Doors** • Installs behind 12", 13-1/2" and 15" receding doors and hinged doors; check reel size • 30" unit accepts 21 reels • 36" unit accepts 26 reels • 42" unit accepts 30 reels • Black finish only	30 x 10-1/2 x 7-1/2"	S7L/30RRC	9.0#	$ 180
		36 x 10-1/2 x 7-1/2"	S7L/36RRC	10.0#	180
		42 x 10-1/2 x 7-1/2"	S7L/42RRC	11.0#	180
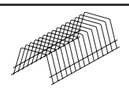 LTACU	**Reel Insert for Drawers** • Installs in 10-1/2", 12", 13-1/2", and 15" drawers; check reel size • 30" unit accepts 20 reels • 36" unit accepts 24 reels • 42" unit accepts 29 reels • Black finish only	30 x 10-1/2 x 7-1/2"	S7L/30RRF	9.0#	$ 186
		36 x 10-1/2 x 7-1/2"	S7L/36RRF	10.0#	186
		42 x 10-1/2 x 7-1/2"	S7L/42RRF	11.0#	186
 LTACU	**Binder Frame for Computer Print-outs** • For use with binder hanger 334KIH (not included), see below • Installs behind hinged door or 15" receding door • Black finish only	30 x 16-1/2 x 1-1/2"	S7L/30KIF	7.0#	$ 167
		36 x 16-1/2 x 1-1/2"	S7L/36KIF	8.0#	167
		42 x 16-1/2 x 1-1/2"	S7L/42KIF	9.0#	167
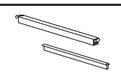 LTACU	**Binder Hanger** • Hangs on binder frame KIF • Metal channel with plastic T-bar • Allow one for every 3" of filing width • Channel is Dark Tone enamel finish • Priced individually		S7L/334KIH	1.0#	$ 23
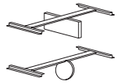 LTACU	**Binder Frame: WrightLine** • Installs behind hinged doors or 13-1/2" and 15" receding doors • Accepts one for every 3" of filing width • Black finish only	30 x 16-1/2 x 1-1/2"	S7L/30WLD	7.0#	$ 167
		36 x 16-1/2 x 1-1/2"	S7L/36WLD	8.0#	167
		42 x 16-1/2 x 1-1/2"	S7L/42WLD	9.0#	167

Ⓐ

HOW TO ORDER

Indicate the following information on order form:
1. Quantity of each item.
2. Model number, including options. See "How To Build a Model Number".
3. Any special service required.

Note: • The ☐ indicates that a choice is required.
- The absence of the ☐ indicates that no choice is required.
- Alpha-numeric characters in place of ☐ indicate that no other alternatives are available.

HOW TO BUILD A MODEL NUMBER

Ⓐ Select basic model.

SPECIAL SERVICES

Special Carton Marking

With specially marked information N/C

Shipping

Ships **assembled, FOB Pembroke, ON K8A 0E1, freight prepaid.** Freight class 70.

Specifications and prices are subject to change without prior notice.

	MODEL	W x D x H	MODEL NUMBER Basic Model	Approx. Packaged Weight	Delivered Pricing
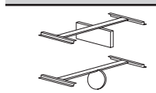	**Binder Frame: Acco Data** • Installs behind hinged doors • Not recommended behind 15" receding door • Black finish only	30 x 16-1/2 x 1-1/2"	S7L/30ADF	7.0#	$ 167
		36 x 16-1/2 x 1-1/2"	S7L/36ADF	8.0#	167
		42 x 16-1/2 x 1-1/2"	S7L/42ADF	9.0#	167
LTACU			Ⓐ		

HOW TO ORDER

Indicate the following information on order form:
1. Quantity of each item.
2. Model number, including options. See "How To Build a Model Number".
3. Any special service required.

Note: • The ☐ indicates that a choice is required.
- The absence of the ☐ indicates that no choice is required.
- Alpha-numeric characters in place of ☐ indicate that no other alternatives are available.

HOW TO BUILD A MODEL NUMBER

Ⓐ Select basic model.

SPECIAL SERVICES

Special Carton Marking

With specially marked information N/C

Shipping

Ships **assembled, FOB Pembroke, ON K8A 0E1, freight prepaid.** Freight class 70.

Specifications and prices are subject to change without prior notice.

Cupboard Accessories

Cupboard Accessories

	MODEL	W x D x H	MODEL NUMBER Basic Model	Approx. Packaged Weight	Delivered Pricing
 LTACU	**Adjustable Blank Shelf** • May be installed behind hinged or receding doors • Black finish only • Included brackets	30”	S7L/30BS	6.0#	$ 118
		36”	S7L/36BS	7.0#	118
		42”	S7L/42BS	8.0#	118
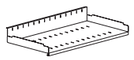 LTACU	**Slotted Shelf** • Accepts 33412DV dividers • May be installed behind 12”, 13-1/2”, or 15” receding doors or hinged cupboard doors • All internal accessories must be specified separately • Black finish only • Includes brackets	30”	S7L/30SS	8.0#	$ 167
		36”	S7L/36SS	10.0#	167
		42”	S7L/42SS	11.0#	167
 LTACU	**Coat Rod** • Includes mounting hardware • For installation behind hinged doors • Fixed blank shelf may be installed directly above. Specify separately	30”	S7L/30CR	8.0#	$ 60
		36”	S7L/36CR	8.0#	60
		42”	S7L/42CR	8.0#	60
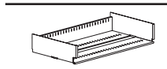 LTACU	**Fixed End Tab Shelf** • End tab shelf for cupboards only • Installs behind hinged doors • Accepts 33412DV dividers • All internal accessories must be specified separately • Black finish only	30”	S7L/30ETSC	8.0#	$ 167
		36”	S7L/36ETSC	10.0#	188
		42”	S7L/42ETSC	11.0#	213
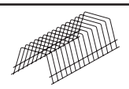 LTACU	**Reel Insert** • Installs behind hinged doors; check reel size • 30” unit accepts 20 reels • 36” unit accepts 24 reels • 42” unit accepts 29 reels • Black finish only	30 x 10-1/2 x 7-1/2”	S7L/30RRC	9.0#	$ 180
		36 x 10-1/2 x 7-1/2”	S7L/36RRC	10.0#	180
		42 x 10-1/2 x 7-1/2”	S7L/42RRC	11.0#	180

Ⓐ

HOW TO ORDER

Indicate the following information on order form:
1. Quantity of each item.
2. Model number, including options. See “How To Build a Model Number”.
3. Any special service required.

Note: • The ☐ indicates that a choice is required.
- The absence of the ☐ indicates that no choice is required.
- Alpha-numeric characters in place of ☐ indicate that no other alternatives are available.

HOW TO BUILD A MODEL NUMBER

Ⓐ Select basic model.

SPECIAL SERVICES

Special Carton Marking

With specially marked information N/C

Shipping

Ships **assembled, FOB Pembroke, ON K8A 0E1, freight prepaid.** Freight class 70.

Specifications and prices are subject to change without prior notice.

	MODEL	W x D x H	MODEL NUMBER Basic Model	Approx. Packaged Weight	Delivered Pricing
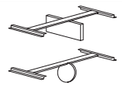 LTACU	**Binder Frame: Acco Data** • Installs behind hinged doors • Not recommended behind 15" receding doors • Black finish only	30 x 16-1/2 x 1-1/2" 36 x 16-1/2 x 1-1/2" 42 x 16-1/2 x 1-1/2"	S7L/30ADF S7L/36ADF S7L/42ADF	7.0# 8.0# 9.0#	$ 167 167 167
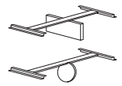 LTACU	**Binder Frame: Wrightline** • Installs behind hinged doors or 13-1/2" and 15" receding doors • Accepts center hanging channel (not included) • Black finish only	30 x 16-1/2 x 1-1/2" 36 x 16-1/2 x 1-1/2" 42 x 16-1/2 x 1-1/2"	S7L/30WLD S7L/36WLD S7L/42WLD	7.0# 8.0# 9.0#	$ 167 167 167
 LTACU	**Binder Frame for Computer Print-outs** • For use with binder hanger 334KIH (not included), see below • Installs behind hinged door or 15" receding door • Black finish only	30 x 16-1/2 x 1-1/2" 36 x 16-1/2 x 1-1/2" 42 x 16-1/2 x 1-1/2"	S7L/30KIF S7L/36KIF S7L/42KIF	7.0# 8.0# 9.0#	$ 167 167 167
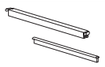 LTACU	**Binder Hanger** • Hangs on binder frame KIF • Metal channel with plastic T-bar • Allow one for every 3" of filing width • Channel is Dark Tone enamel finish • Priced individually		S7L/334KIH	1.0#	$ 23
 LTACU	**12" Plate Divider (3 Pack)** • For slotted shelves, 10-1/2" and 12" drawers • Sold in packs of 3 • Black finish only	12"	S7L/33412DV	3.0#	$ 50
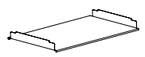 LTACU	**Thin Blank Shelf (Screw Mount)** • May be installed behind hinged or receding doors • Black finish only	30" 36" 42"	S7L/30TBS S7L/36TBS S7L/42TBS	6.0# 7.0# 8.0#	$ 186 198 209

Ⓐ

HOW TO ORDER

Indicate the following information on order form:
1. Quantity of each item.
2. Model number, including options. See "How To Build a Model Number".
3. Any special service required.

Note: • The ☐ indicates that a choice is required.
- The absence of the ☐ indicates that no choice is required.
- Alpha-numeric characters in place of ☐ indicate that no other alternatives are available.

HOW TO BUILD A MODEL NUMBER

Ⓐ Select basic model.

SPECIAL SERVICES

Special Carton Marking

With specially marked information N/C

Shipping

Ships **assembled, FOB Pembroke, ON K8A 0E1, freight prepaid.** Freight class 70.

Specifications and prices are subject to change without prior notice.

700 Series® Custom-Built Lateral Files
General Information

GENERAL INFORMATION

To meet specific filing requirements, 700 Series lateral file and storage cabinet units can be created from an unparalleled selection of cabinet sizes and specialized interior options. This section includes shells and corresponding drawers, receding doors, storage cabinets and legal/letter and EDP interiors.

Cabinet shells are available in three widths and 40 standard heights. Shells are notched in 1-1/2" increments to accept a wide variety of interior options. Interior options range from 3", 6", 7-1/2", 9" and 10-1/2" drawers through 12", 13-1/2" and 15" drawers and receding doors. Cupboards are also available in numerous heights. Various shelves and computer media storage accessories may be specified behind storage cabinet doors and receding doors.

Height
Lateral files and storage cabinets are available in 40 standard heights. Heights include 1/8" allowance for leveling glides fully recessed.

Depth
All lateral files and storage cabinets are 18" deep.

Width
Lateral files and storage cabinets are available in three standard widths: 30", 36" and 42".

Drawer Dimensions
Refer to the illustrations for the range of drawer sizes and the height clearance of each.

CONSTRUCTION AND STANDARD FEATURES

Basic Shell
Shell common to lateral file and storage cabinet units. Uprights punched to accept interior components on 1-1/2" centers. Uprights and top and bottom reinforcements are welded into rigid "box frame." Constructed of 18- and 20-gauge steel. Seamless back and top with reinforced corners. Illustrated shell heights include 1/8" for adjustable glide in recessed position.

Doors/Drawers
Drawer fronts, 20-gauge steel with full-width flush inset pull and label holder. Fronts are screw-mounted to roll-out shelves to build drawers. Roll-out shelf body, 22-gauge steel slotted on 1-1/2" centers to accept dividers. Leading edge formed to provide pull; center section offset for additional strength. Shelf ends, 19-gauge steel, notched to accept hanging folder bars. Each roll-out shelf equipped with two heavy-duty, three-section, ball-bearing suspensions.

Drawers have been tested to accept loads of 125 lbs. This exceeds ANSI/BIFMA X5.9-2004 standards for lateral files when recommended counterbalance weight is installed. Hinged door, 20-gauge steel, double-wall construction. Door swing is limited to 110 degrees to prevent contact with adjacent cabinet and full height vertical flush inset pull.

Shelves
Blank shelf, 22-gauge steel, formed 7/8" thick on front and back edges. End tab shelf, 20-gauge steel shelf and back, 18-gauge sides. Shelf offset along width to increase strength. Slotted on 1" increments to accept plate dividers.

Lateral files meet or exceed ANSI/BIFMA X5.9-2004 standards.

Receding Door
20-gauge steel with full-width flush inset pull and label holder. Equipped with sound absorber. Doors have guiding mechanism fitted with nylon glides to prevent metal-to-metal contact and ensure effortless operation. The diagrams on the following page identify various shelf and drawer combinations and related height clearances behind a receding door. The diagrams show typical use. Additional interior options can be installed behind a receding door.

Note: Dimensions have been taken from the front raised edge of the roll-out shelf.
Note: Receding doors cannot be installed directly below a drawer.

Accessories
Plate dividers, 18-gauge steel, notched to lock into shelf. Folder bars, 30" & 36" (14-gauge steel); 42" (12-gauge steel), offset to maximize strength. Suspended binder frames are constructed of 14- to 18-gauge steel. Screw-mounted to cabinet. Can be used behind 13-1/2" and 15" receding doors and hinged storage cabinet doors.

Adjustable Glides
Lateral files and storage cabinets are supplied with four adjustable glides. The glides can be adjusted from inside the cabinet using a 1/4" hex socket wrench or from outside the cabinet using a 7/8" wrench. Standard glides provide 3/4" adjustment, longer glides are also available. Overall cabinet heights include the glide in its recessed position.

Interlock
All cabinets are equipped with an interlock safety mechanism. This mechanism reduces the possibility of cabinet tip-over by permitting only one drawer to be opened at a time. With some unique combinations, an individual drawer may not be controlled by the interlock. In these instances, a caution label will be affixed to the drawer body.

Locks
Locks are standard on all units. Locks are a high-security double-bit design. One KI breakaway key and one standard key are included with each lock. Units are standard with random keys in a range of 200 different numbers (994 key numbers are available to order). Specific key combinations are available at no additional charge. This information must be included with the order.

Locks can be master keyed. Please see the accessories sections of this price book for ordering keys. Available keys are:
- Lock Core/Keys - Lock core and 2 keys are used in P-Series lock housings. Indicate in order notes if a specific core number is required.
- Master Key - Single key which opens any P-Series lock.
- Extractor Key - Single key which extracts any P-Series lock core.
- Blank Key - Single uncut P-Series key to be cut as required by locksmith.
- Cut Key - 2 keys for a specific P-Series lock core number as indicated in the order notes.

All locks have removable and interchangeable plugs. This feature provides for on-site custom keying. Units can be supplied with the lock plugs installed or shipped separately. To install or remove lock plugs, a unique key is required. This key is the extractor (core-removal) key and can be found in the storage accessories portions of this price book. Contact customer service to order lock accessories. To order plugs for field installation, specify "lock plugs not installed" on order. Order must specify total quantity of specific key numbered locks.

Example: 30 plugs
3 keyed alike
10 keyed alike
17 keyed alike

Commercial Pack
This is the standard pack that KI offers on all files and storage products. This consists of a plastic poly bag placed over the unit, corrugated top and bottom cap, corner blocking and stretch wrap to keep the packaging intact.

Standard Paint Finishes
All KI products are iron phosphate treated prior to painting. This process enhances top coat bonding. Powder coat application is a highbred epoxy. The paint is baked on to provide a scratch and stain resistant surface. All inside and outside shell and front surfaces are painted with the same specified paint color. Interior components and accessories are painted a black finish. Mechanical components are black plated.

Color Match
KI offers the additional option of color matching paint, polypropylene, or wood stain through Product Modification Requests. Contact Customer Service for details.

Nonstock Plastic Laminate Surfaces
Additional laminates are available but may be subject to additional leadtime. Other laminates may be requested through a Product Modification Request. Contact KI Customer Service for details.

Model Numbering System
Each character in the basic model number corresponds to a specific unit feature.
How to Build a Model Number
Example: 700 Series Custom Built Lateral Files

					Optional Picks	
S7L	**36**	**555**	**BL**	**Insert drawer options here**	**CBW50**	**33412DV**

S7L	Product name	**700 Series Shell**
36	Width	**36" wide**
555	Interior height (nominal)	**55 1/2" high**
		Custom Built
BL	Color code	**Black**
	Insert internal components here…	
CBW50	Optional	**50# Counterbalance weight**
33412DV	Optional	**12" Front-to-back filing bars**

Each internal component has a corresponding character:

D	Drawer with no interiors
DA	Drawer with FBA folder bars
DE	Drawer with FBE folder bars
R	Receding door
RS	Receding door, rollout shelf
RSA	Receding door, rollout shelf with FBA folder bars
RSE	Receding door, rollout shelf with FBE folder bars
RED	Receding door, end tab shelf with dividers
S	Rollout shelf
BS	Blank shelf
ES	End tab shelf
SS	Slotted shelf
CR	Coat rod

Models are built from the TOP TO THE BOTTOM.
The 334 model number for accessories indicates the item may be used in all cabinet widths.

Inside Drawer and Shelf Dimensions*	30W x 18D Cabinet		36W x 18D Cabinet		42W x 18D Cabinet	
	W	D	W	D	W	D
3" Drawer	26 1/8"	15 1/2"	32 1/8"	15 1/2"	38 1/8"	15 1/2"
6" Drawer	26 3/4"	15 7/8"	32 3/4"	15 7/8"	38 3/4"	15 7/8"
7 1/2" Drawer	26 3/4"	15 7/8"	32 3/4"	15 7/8"	38 3/4"	15 7/8"
9" Drawer	26 3/4"	15 7/8"	32 3/4"	15 7/8"	38 3/4"	15 7/8"
10 1/2" Drawer	26 3/4"	15 7/8"	32 3/4"	15 7/8"	38 3/4"	15 7/8"
12" Single Rollout Shelf	26 3/4"	15 7/8"	32 3/4"	15 7/8"	38 3/4"	15 7/8"
Blank Shelf	26 3/4"	16 3/16"	32 3/4"	16 3/16"	38 3/4"	16 3/16"
End Tab Filing Shelf	26 3/4"	15 3/4"	32 3/4"	15 3/4"	38 3/4"	15 3/4"
Slotted Shelf	26 3/4"	15 1/2"	32 3/4"	15 1/2"	38 3/4"	15 1/2"
12" Drawer	26 3/4"	15 7/8"	32 3/4"	15 7/8"	38 3/4"	15 7/8"
13 1/2" Rollout Shelf	26 3/4"	15 7/8"	32 3/4"	15 7/8"	38 3/4"	15 7/8"
13 1/2" Drawer	26 3/4"	15 7/8"	32 3/4"	15 7/8"	38 3/4"	15 7/8"
15" Single Rollout Shelf	26 3/4"	15 7/8"	32 3/4"	15 7/8"	38 3/4"	15 7/8"
15" Drawer	26 3/4"	15 7/8"	32 3/4"	15 7/8"	38 3/4"	15 7/8"
Cupboard	28 1/2"	17"	34 1/2"	17"	40 1/2"	17"

*Dimensions have been taken from the front raised edge of rollout shelf. The inside clear dimension wide approximately 1/2" greater.

Hanging File Configurations

			30W Cabinet	36W Cabinet	42W Cabinet
Letter	side-to-side	30FBA	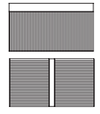	36FBA 	42FBA 
	front-to-back	30FBA w(2)334FBK		36FBA w(2)334FBK	42FBA w(3)334FBK
Legal	side-to-side	30FBA		36FBA 	42FBA 
	front-to-back	w(1)334FBK		36FBA w(2)334FBK 	42FBA w(2)334FBK 
EDP	side-to-side	30FBE		36FBE 	42FBE 
	front-to-back	w(1)334FBJ		w(2)334FBJ 	w(2)334FBJ 

Inside Clear Dimensions of Shelf and Drawer Options

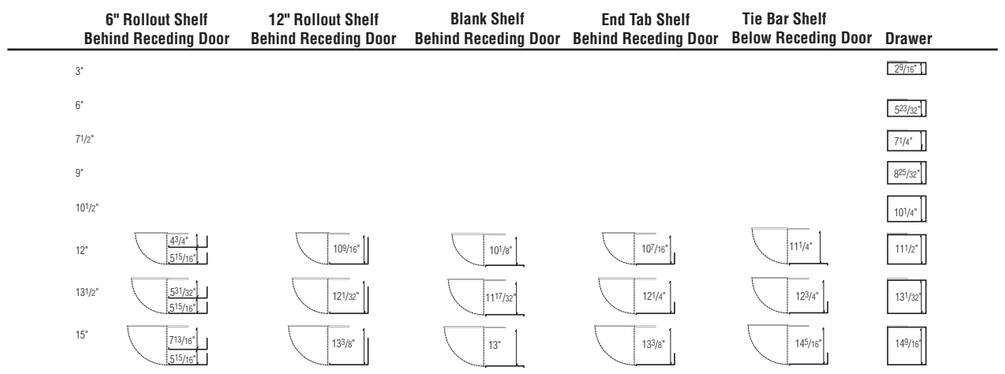

700 Series® Custom-Built Lateral Files
General Information

TERMINOLOGY

BIFMA. "Business and Institutional Furniture Manufacturer's Association" set minimum standards by which contract furniture manufacturers measure the performance of their products.

Clear Filing Height. The available, unobstructed storage space in a drawer or on a shelf.

Counterbalance Weight. A weight affixed into the inside back of the file to minimize the possibility of the cabinet tipping over when a fully loaded drawer is opened.

"Double Bit" Lock. A lock plug with metal wafers or "bits" on opposing sides of the channel in which the key fits. The corresponding key has teeth on both sides of its blade. The double bit system provides greater security and a wider variety of keying options when compared to single bit locks.

End Tab Filing. Describes storage materials which have the identification tab at the short end of the file folder. The tab is seen from the side, not the top, of the folder.

Tie Bar. Used to complete the available filing height when no insert is required or where no insert is available to complete the remaining height. Required on 5 and 6-high cabinets. (Perpendicular to the width of the cabinet).

Folder Bars. The heavy gauge steel bars that fit into a drawer to suspend hanging folders and computer print-out binders. Available for side-to-side (across the width of the cabinet) and front-to-back filing.

Ganging. Describes the bolting together of cabinets when installed side by side. Enhances safety.

Glides. Adjustable large footed bolts that screw into the four bottom corners of all lateral files, cupboards, and pedestals; adjusts the level and height of a cabinet.

Interlock. A safety mechanism installed in all lateral files. Prevents opening more than one drawer at a time. Minimizes the possibility of the cabinet tipping over.

Lock Plug. The removable center portion of the lock. With a special key, lock plugs can be removed to allow for customer keying configurations after the lateral files or pedestals have been installed.

Posting Shelf. A horizontal extendible worksurface that can fit into a 1½" opening of a lateral file, in place of a tie bar.

Receding Door. Sometimes called a "flipper door"; the door opens by lifting it at the bottom and sliding it into the file on a horizontal plane.

Suspensions. Sometimes called "glides;" the ball bearing support mechanism on which a rollout shelf or drawer operates.

"X" High. (ie. 2 high, 3 high, etc.) The nominal height of a unity measured in 12-inch increments.

CUSTOM UNIT EXAMPLES

Requirement: 30-inch wide cabinet with binder storage in top two openings and legal file storage in bottom two openings. Maximum height, 57".

Unit Height	x	Qty	=	Insert Height	Description	Model No.	Price	x	Qty	=	Extended Price
56 3/32"		1		52 1/2" max.	Shell, 5 high	S7L/30525	$589		1		$589
15"		2		30"	Receding door	S7L/30150R	145		2		290
		2			Blank shelf	S7L/30BS	89		2		178
10 1/2"		1		10 1/2"	Drawer w/folder bars	S7L/30105DA	260		1		260
12"		1		12"	Drawer w/folder bars	S7L/30120DA	260		1		260
Total insert height:				**52 1/2"**			**Total Price:**				**$1577**
Color code:											

Requirement: 36-inch wide cabinet with miscellaneous stationery storage in top opening, letter file storage in middle opening, and 14 x 11" EDP file storage in bottom opening.

Unit Height	x	Qty	=	Insert Height	Description	Model No.	Price	x	Qty	=	Extended Price
33 1/8"		1		30" max.	Shell, 3 high	S7L/36300	$526		1		$526
6"		1		6"	Drawer	S7L/36060D	250		1		250
10 1/2"		1		10 1/2"	Drawer w/folder bars	S7L/36105DA	297		1		297
13 1/2"		1		13 1/2"	Drawer for EDP	S7L/36135DE	372		1		372
Total insert height:				**30"**			**Total Price:**				**$1445**

Requirement: 42-inch wide cabinet with hanging WrightLine 14 x 11" EDP printout storage in top opening, multiple summary report storage in second opening, and EDP print-out storage in bottom two openings.

Unit Height	x	Qty	=	Insert Height	Description	Model No.	Price	x	Qty	=	Extended Price
65 9/32"		1		60" max.	Shell, 5 high	S7L/42615	$876		1		$876
15"		2		30"	Receding door	S7L/42150R	180		2		360
		1			WrightLine	S7L/42WLD	125		1		125
		1			Blank shelf	S7L/42BS	89		1		89
15"		2		30"	Drawer for EDP	S7L/42150DE	433		2		866
Total insert height:				**60"**			**Total Price:**				**$2316**
Color code:											

Note: Structural Filler Shelf
All 42" wide units taller than 65 9/32" require a 1½" structural tie bar shelf nominally loacated between 25½" and 36" from the top of the cabinet based on configuration.

HOW TO ORDER A CUSTOM UNIT

1. Specify the apropriate shell height and width.

2. Specify the required number of internal components from the TOP to the BOTTOM of the shell.

3. Be certain the dimensions of the components add up to match the available interior shell height.

4. A 1½" tie bar/tie bar shelf is required on all shells 65 9/32" and over and must be specified. Optimally located between 12" from top and 24" from bottom of unit.

5. All units over 65 9/32" and 42" wide have a structural filler shelf located nominally 25½" - 39" from the top of the cabinet.

6. Specify interior options directly below the component in which they are required.

7. Specify color code.

General Guidelines

- Use this worksheet when specifying components to help build a unit and ensure that all components are in the proper sequence.
- Specify the interior components from the top to the bottom of the cabinet.
- Be sure that the internal components add up to the interior space available in the basic shell.
- In units 65 9/32" and higher be sure to specify 1½" tie bar/tie bar shelf following case specific rules.
- Locking tie bar may be substituted for tie bar in units without structural filler shelves.
- Counterbalance weights are recommended for all free standing units.

Note: Hinged cupboard door inserts include 1½" tie bar shelf, additional tie bar not required.

Guidelines for Ordering Components

- Receding doors are recommended when the top of the component is above eye level or approximately 50" from the floor.
- The quantity of rollout components specified behind a receding door is limited only by the interior component height.
- Rollout components should not be specified in openings above eye level.
- In most instances, interior accessories are not included with components and must be specified separately.
- Locks are included in all units.



WORKSHEET

Unit Height	x	Qty	=	Insert Height	Description	Model No.	Price	x	Qty	=	Extended Price
Total insert height:							**Total Price:**				**$**
Color code:											

Custom-Built Lateral Files
700 Series® Shells

Custom-Built Lateral Files
700 Series® Shells

	MODEL	Accepts Inserts Totaling	W x D	MODEL NUMBER: Basic Model	Unit Color	Optional Counter-balance Weight	Lock Option	Lock Color	Approx. Packaged Weight	Delivered Pricing	Counter-balance Weight add to list price
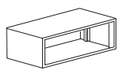	**17-13/16" High Shell**	15"	30 x 18"	S7L/30150	□□	□□□□□	□□□	□□□	26.0#	$ 548	$ 233
		15"	36 x 18"	S7L/36150	□□	□□□□□	□□□	□□□	32.0#	625	233
		15"	42 x 18"	S7L/42150	□□	□□□□□	□□□	□□□	38.0#	681	233
S7LCU											
	19-11/32" High Shell	16-1/2"	30 x 18"	S7L/30165	□□	□□□□□	□□□	□□□	28.0#	$ 548	$ 233
S7LCU		16-1/2"	36 x 18"	S7L/36165	□□	□□□□□	□□□	□□□	35.0#	625	233
		16-1/2"	42 x 18"	S7L/42165	□□	□□□□□	□□□	□□□	41.0#	681	233
	20-7/8" High Shell	18"	30 x 18"	S7L/30180	□□	□□□□□	□□□	□□□	30.0#	$ 548	$ 233
S7LCU		18"	36 x 18"	S7L/36180	□□	□□□□□	□□□	□□□	39.0#	625	233
		18"	42 x 18"	S7L/42180	□□	□□□□□	□□□	□□□	44.0#	681	233
	22-13/32" High Shell	19-1/2"	30 x 18"	S7L/30195	□□	□□□□□	□□□	□□□	33.0#	$ 548	$ 233
S7LCU		19-1/2"	36 x 18"	S7L/36195	□□	□□□□□	□□□	□□□	41.0#	625	233
		19-1/2"	42 x 18"	S7L/42195	□□	□□□□□	□□□	□□□	48.0#	681	233
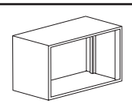	**23-15/16" High Shell**	21"	30 x 18"	S7L/30210	□□	□□□□□	□□□	□□□	37.0#	$ 572	$ 233
		21"	36 x 18"	S7L/36210	□□	□□□□□	□□□	□□□	45.0#	654	233
		21"	42 x 18"	S7L/42210	□□	□□□□□	□□□	□□□	51.0#	704	233
S7LCU											
	25-15/32" High Shell	22-1/2"	30 x 18"	S7L/30225	□□	□□□□□	□□□	□□□	40.0#	$ 572	$ 233
S7LCU		22-1/2"	36 x 18"	S7L/36225	□□	□□□□□	□□□	□□□	48.0#	654	233
		22-1/2"	42 x 18"	S7L/42225	□□	□□□□□	□□□	□□□	54.0#	704	233
				Ⓐ	Ⓑ	Ⓒ	Ⓓ	Ⓔ			

HOW TO ORDER

Indicate the following information on order form:
1. Quantity of each item.
2. Model number, including options. See "How To Build a Model Number".
3. Any special service required.

Note: • The □ indicates that a choice is required.
- The absence of the □ indicates that no choice is required.
- Alpha-numeric characters in place of □ indicate that no other alternatives are available.

HOW TO BUILD A MODEL NUMBER

Ⓐ Select basic model.

Ⓑ Select unit color.
Refer to the **Product Color Options** page in this price list.

Ⓒ Select counterbalance weight.

CBW	- With Counterbalance
NOCBW	- No Counterbalance

See pricing column for counterbalance weight upcharge.

Ⓓ Select lock option.

KA	- Key alike
KS	- Key standard
NLC	- No lock core

Ⓔ Select lock color.
Refer to the **Product Color Options** page in this price list.

INFORMATION

Height
All dimensions shown include 1/8" allowance for glides in recessed position.

Weights
Figures provided are approximate and reflect packaged product without additional accessories.

SPECIAL SERVICES

Special Carton Marking

With specially marked information	N/C

Shipping
Ships **assembled, FOB Pembroke, ON K8A 0E1, freight prepaid.** Freight class 70.

Specifications and prices are subject to change without prior notice.

Custom-Built Lateral Files
700 Series® Shells

Custom-Built Lateral Files
700 Series® Shells

	MODEL	Accepts Inserts Totaling	W x D	MODEL NUMBER Basic Model	Unit Color	Optional Counter-balance Weight	Lock Option	Lock Color	Approx. Packaged Weight	Delivered Pricing	Counter-balance Weight add to list price
	27” High Shell	24”	30 x 18”	S7L/30240	□□	□□□□□	□□□	□□□	42.0#	$ 572	$ 233
S7LCU		24”	36 x 18”	S7L/36240	□□	□□□□□	□□□	□□□	50.0#	654	233
		24”	42 x 18”	S7L/42240	□□	□□□□□	□□□	□□□	56.0#	704	233
	28-17/32” High Shell	25-1/2”	30 x 18”	S7L/30255	□□	□□□□□	□□□	□□□	45.0#	$ 572	$ 233
S7LCU		25-1/2”	36 x 18”	S7L/36255	□□	□□□□□	□□□	□□□	53.0#	654	233
		25-1/2”	42 x 18”	S7L/42255	□□	□□□□□	□□□	□□□	60.0#	704	233
	30-1/16” High Shell	27”	30 x 18”	S7L/30270	□□	□□□□□	□□□	□□□	47.0#	$ 615	$ 233
S7LCU		27”	36 x 18”	S7L/36270	□□	□□□□□	□□□	□□□	55.0#	704	233
		27”	42 x 18”	S7L/42270	□□	□□□□□	□□□	□□□	62.0#	847	233
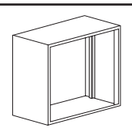	**31-19/32” High Shell**	28-1/2”	30 x 18”	S7L/30285	□□	□□□□□	□□□	□□□	49.0#	$ 615	$ 233
		28-1/2”	36 x 18”	S7L/36285	□□	□□□□□	□□□	□□□	57.0#	704	233
		28-1/2”	42 x 18”	S7L/42285	□□	□□□□□	□□□	□□□	64.0#	847	233
S7LCU											
	33-1/8” High Shell	30”	30 x 18”	S7L/30300	□□	□□□□□	□□□	□□□	52.0#	$ 615	$ 233
S7LCU		30”	36 x 18”	S7L/36300	□□	□□□□□	□□□	□□□	60.0#	704	233
		30”	42 x 18”	S7L/42300	□□	□□□□□	□□□	□□□	67.0#	847	233
	34-21/32” High Shell	31-1/2”	30 x 18”	S7L/30315	□□	□□□□□	□□□	□□□	54.0#	$ 615	$ 233
S7LCU		31-1/2”	36 x 18”	S7L/36315	□□	□□□□□	□□□	□□□	62.0#	704	233
		31-1/2”	42 x 18”	S7L/42315	□□	□□□□□	□□□	□□□	69.0#	847	233
				Ⓐ	Ⓑ	Ⓒ	Ⓓ	Ⓔ			

HOW TO ORDER

Indicate the following information on order form:
1. Quantity of each item.
2. Model number, including options. See “How To Build a Model Number”.
3. Any special service required.

Note: • The □ indicates that a choice is required.
- The absence of the □ indicates that no choice is required.
- Alpha-numeric characters in place of □ indicate that no other alternatives are available.

HOW TO BUILD A MODEL NUMBER

Ⓐ Select basic model.

Ⓑ Select unit color.
Refer to the **Product Color Options** page in this price list.

Ⓒ Select counterbalance weight.

CBW	- With Counterbalance
NOCBW	- No Counterbalance

See pricing column for counterbalance weight upcharge.

Ⓓ Select lock option.

KA	- Key alike
KS	- Key standard
NLC	- No lock core

Ⓔ Select lock color.
Refer to the **Product Color Options** page in this price list.

INFORMATION

Height
All dimensions shown include 1/8” allowance for glides in recessed position.

Weights
Figures provided are approximate and reflect packaged product without additional accessories.

SPECIAL SERVICES

Special Carton Marking

With specially marked information	N/C

Shipping
Ships **assembled, FOB Pembroke, ON K8A 0E1, freight prepaid.** Freight class 70.

Specifications and prices are subject to change without prior notice.

Custom-Built Lateral Files
700 Series® Shells

Custom-Built Lateral Files
700 Series® Shells

	MODEL	Accepts Inserts Totaling	W x D	MODEL NUMBER Basic Model	Unit Color	Optional Counter-balance Weight	Lock Option	Lock Color	Approx. Packaged Weight	Delivered Pricing	Counter-balance Weight add to list price
	36-3/16" High Shell	33"	30 x 18"	S7L/30330	☐☐	☐☐☐☐☐	☐☐☐	☐☐☐	56.0#	$ 669	$ 233
S7LCU		33"	36 x 18"	S7L/36330	☐☐	☐☐☐☐☐	☐☐☐	☐☐☐	64.0#	761	233
		33"	42 x 18"	S7L/42330	☐☐	☐☐☐☐☐	☐☐☐	☐☐☐	71.0#	873	233
	37-23/32" High Shell	34-1/2"	30 x 18"	S7L/30345	☐☐	☐☐☐☐☐	☐☐☐	☐☐☐	58.0#	$ 669	$ 233
S7LCU		34-1/2"	36 x 18"	S7L/36345	☐☐	☐☐☐☐☐	☐☐☐	☐☐☐	66.0#	761	233
		34-1/2"	42 x 18"	S7L/42345	☐☐	☐☐☐☐☐	☐☐☐	☐☐☐	73.0#	873	233
	39-1/4" High Shell	36"	30 x 18"	S7L/30360	☐☐	☐☐☐☐☐	☐☐☐	☐☐☐	61.0#	$ 669	$ 233
S7LCU		36"	36 x 18"	S7L/36360	☐☐	☐☐☐☐☐	☐☐☐	☐☐☐	68.0#	761	233
		36"	42 x 18"	S7L/42360	☐☐	☐☐☐☐☐	☐☐☐	☐☐☐	75.0#	873	233
	40-25/32" High Shell	37-1/2"	30 x 18"	S7L/30375	☐☐	☐☐☐☐☐	☐☐☐	☐☐☐	64.0#	$ 669	$ 233
S7LCU		37-1/2"	36 x 18"	S7L/36375	☐☐	☐☐☐☐☐	☐☐☐	☐☐☐	71.0#	761	233
		37-1/2"	42 x 18"	S7L/42375	☐☐	☐☐☐☐☐	☐☐☐	☐☐☐	78.0#	873	233
	42-5/16" High Shell	39"	30 x 18"	S7L/30390	☐☐	☐☐☐☐☐	☐☐☐	☐☐☐	66.0#	$ 704	$ 233
		39"	36 x 18"	S7L/36390	☐☐	☐☐☐☐☐	☐☐☐	☐☐☐	73.0#	856	233
		39"	42 x 18"	S7L/42390	☐☐	☐☐☐☐☐	☐☐☐	☐☐☐	80.0#	997	233
S7LCU											
	43-27/32" High Shell	40-1/2"	30 x 18"	S7L/30405	☐☐	☐☐☐☐☐	☐☐☐	☐☐☐	68.0#	$ 704	$ 233
S7LCU		40-1/2"	36 x 18"	S7L/36405	☐☐	☐☐☐☐☐	☐☐☐	☐☐☐	75.0#	856	233
		40-1/2"	42 x 18"	S7L/42405	☐☐	☐☐☐☐☐	☐☐☐	☐☐☐	82.0#	997	233
					Ⓐ	Ⓑ Ⓒ	Ⓓ	Ⓔ			

HOW TO ORDER

Indicate the following information on order form:
1. Quantity of each item.
2. Model number, including options. See "How To Build a Model Number".
3. Any special service required.

Note: • The ☐ indicates that a choice is required.
- The absence of the ☐ indicates that no choice is required.
- Alpha-numeric characters in place of ☐ indicate that no other alternatives are available.

HOW TO BUILD A MODEL NUMBER

Ⓐ Select basic model.

Ⓑ Select unit color.
Refer to the **Product Color Options** page in this price list.

Ⓒ Select counterbalance weight.

CBW	- With Counterbalance
NOCBW	- No Counterbalance

See pricing column for counterbalance weight upcharge.

Ⓓ Select lock option.

KA	- Key alike
KS	- Key standard
NLC	- No lock core

Ⓔ Select lock color.
Refer to the **Product Color Options** page in this price list.

INFORMATION

Height
All dimensions shown include 1/8" allowance for glides in recessed position.

Weights
Figures provided are approximate and reflect packaged product without additional accessories.

SPECIAL SERVICES

Special Carton Marking

With specially marked information	N/C

Shipping
Ships **assembled, FOB Pembroke, ON K8A 0E1, freight prepaid.** Freight class 70.

Specifications and prices are subject to change without prior notice.

Custom-Built Lateral Files
700 Series® Shells

Custom-Built Lateral Files
700 Series® Shells

	MODEL	Accepts Inserts Totaling	W x D	MODEL NUMBER: Basic Model	Unit Color Ⓑ	Optional Counterbalance Weight Ⓒ	Lock Option Ⓓ	Lock Color Ⓔ	Approx. Packaged Weight	Delivered Pricing	Counterbalance Weight add to list price
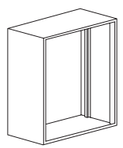	**45-3/8" High Shell**	42"	30 x 18"	S7L/30420	□□	□□□□□	□□□	□□□	70.0#	$ 704	$ 233
		42"	36 x 18"	S7L/36420	□□	□□□□□	□□□	□□□	77.0#	856	233
		42"	42 x 18"	S7L/42420	□□	□□□□□	□□□	□□□	84.0#	997	233
S7LCU											
	46-29/32" High Shell	43-1/2"	30 x 18"	S7L/30435	□□	□□□□□	□□□	□□□	71.0#	$ 704	$ 233
S7LCU		43-1/2"	36 x 18"	S7L/36435	□□	□□□□□	□□□	□□□	78.0#	856	233
		43-1/2"	42 x 18"	S7L/42435	□□	□□□□□	□□□	□□□	85.0#	997	233
	48-7/16" High Shell	45"	30 x 18"	S7L/30450	□□	□□□□□	□□□	□□□	73.0#	$ 751	$ 233
S7LCU		45"	36 x 18"	S7L/36450	□□	□□□□□	□□□	□□□	80.0#	957	233
		45"	42 x 18"	S7L/42450	□□	□□□□□	□□□	□□□	87.0#	1116	233
	49-31/32" High Shell	46-1/2"	30 x 18"	S7L/30465	□□	□□□□□	□□□	□□□	75.0#	$ 751	$ 233
S7LCU		46-1/2"	36 x 18"	S7L/36465	□□	□□□□□	□□□	□□□	82.0#	957	233
		46-1/2"	42 x 18"	S7L/42465	□□	□□□□□	□□□	□□□	89.0#	1116	233
	51-1/2" High Shell	48"	30 x 18"	S7L/30480	□□	□□□□□	□□□	□□□	76.0#	$ 751	$ 180
S7LCU		48"	36 x 18"	S7L/36480	□□	□□□□□	□□□	□□□	83.0#	957	180
		48"	42 x 18"	S7L/42480	□□	□□□□□	□□□	□□□	90.0#	1116	180
	53-1/32" High Shell	49-1/2"	30 x 18"	S7L/30495	□□	□□□□□	□□□	□□□	78.0#	$ 751	$ 180
S7LCU		49-1/2"	36 x 18"	S7L/36495	□□	□□□□□	□□□	□□□	85.0#	957	180
		49-1/2"	42 x 18"	S7L/42495	□□	□□□□□	□□□	□□□	92.0#	1116	180
				Ⓐ	Ⓑ	Ⓒ	Ⓓ	Ⓔ			

HOW TO ORDER

Indicate the following information on order form:
1. Quantity of each item.
2. Model number, including options. See "How To Build a Model Number".
3. Any special service required.

Note: • The □ indicates that a choice is required.
- The absence of the □ indicates that no choice is required.
- Alpha-numeric characters in place of □ indicate that no other alternatives are available.

HOW TO BUILD A MODEL NUMBER

Ⓐ Select basic model.

Ⓑ Select unit color.
Refer to the **Product Color Options** page in this price list.

Ⓒ Select counterbalance weight.

CBW	- With Counterbalance
NOCBW	- No Counterbalance

See pricing column for counterbalance weight upcharge.

Ⓓ Select lock option.

KA	- Key alike
KS	- Key standard
NLC	- No lock core

Ⓔ Select lock color.
Refer to the **Product Color Options** page in this price list.

INFORMATION

Height
All dimensions shown include 1/8" allowance for glides in recessed position.

Weights
Figures provided are approximate and reflect packaged product without additional accessories.

SPECIAL SERVICES

Special Carton Marking

With specially marked information	N/C

Shipping
Ships **assembled, FOB Pembroke, ON K8A 0E1, freight prepaid.** Freight class 70.

Specifications and prices are subject to change without prior notice.

Custom-Built Lateral Files
700 Series® Shells

Custom-Built Lateral Files
700 Series® Shells

	MODEL	Accepts Inserts Totaling	W x D	MODEL NUMBER: Basic Model	Unit Color	Optional Counter-balance Weight	Lock Option	Lock Color	Approx. Packaged Weight	Delivered Pricing	Counter-balance Weight add to list price
	54-9/16" High Shell	51"	30 x 18"	S7L/30510	□□	□□□□□	□□□	□□□	79.0#	$ 789	$ 180
S7LCU		51"	36 x 18"	S7L/36510	□□	□□□□□	□□□	□□□	86.0#	966	180
		51"	42 x 18"	S7L/42510	□□	□□□□□	□□□	□□□	93.0#	1149	180
	56-3/32" High Shell	52-1/2"	30 x 18"	S7L/30525	□□	□□□□□	□□□	□□□	81.0#	$ 789	$ 180
		52-1/2"	36 x 18"	S7L/36525	□□	□□□□□	□□□	□□□	88.0#	966	180
		52-1/2"	42 x 18"	S7L/42525	□□	□□□□□	□□□	□□□	95.0#	1149	180
S7LCU											
	57-5/8" High Shell	54"	30 x 18"	S7L/30540	□□	□□□□□	□□□	□□□	83.0#	$ 789	$ 180
S7LCU		54"	36 x 18"	S7L/36540	□□	□□□□□	□□□	□□□	90.0#	966	180
		54"	42 x 18"	S7L/42540	□□	□□□□□	□□□	□□□	97.0#	1149	180
	59-5/32" High Shell	55-1/2"	30 x 18"	S7L/30555	□□	□□□□□	□□□	□□□	84.0#	$ 789	$ 180
		55-1/2"	36 x 18"	S7L/36555	□□	□□□□□	□□□	□□□	91.0#	966	180
		55-1/2"	42 x 18"	S7L/42555	□□	□□□□□	□□□	□□□	98.0#	1149	180
S7LCU											
	60-11/16" High Shell	57"	30 x 18"	S7L/30570	□□	□□□□□	□□□	□□□	85.0#	$ 821	$ 180
S7LCU		57"	36 x 18"	S7L/36570	□□	□□□□□	□□□	□□□	93.0#	982	180
		57"	42 x 18"	S7L/42570	□□	□□□□□	□□□	□□□	99.0#	1174	180
	62-7/32" High Shell	58-1/2"	30 x 18"	S7L/30585	□□	□□□□□	□□□	□□□	87.0#	$ 821	$ 180
S7LCU		58-1/2"	36 x 18"	S7L/36585	□□	□□□□□	□□□	□□□	94.0#	982	180
		58-1/2"	42 x 18"	S7L/42585	□□	□□□□□	□□□	□□□	101.0#	1174	180
				Ⓐ	Ⓑ	Ⓒ	Ⓓ	Ⓔ			

HOW TO ORDER

Indicate the following information on order form:
1. Quantity of each item.
2. Model number, including options. See "How To Build a Model Number".
3. Any special service required.

Note: • The □ indicates that a choice is required.
- The absence of the □ indicates that no choice is required.
- Alpha-numeric characters in place of □ indicate that no other alternatives are available.

HOW TO BUILD A MODEL NUMBER

Ⓐ Select basic model.

Ⓑ Select unit color.
Refer to the **Product Color Options** page in this price list.

Ⓒ Select counterbalance weight.

CBW	- With Counterbalance
NOCBW	- No Counterbalance

See pricing column for counterbalance weight upcharge.

Ⓓ Select lock option.

KA	- Key alike
KS	- Key standard
NLC	- No lock core

Ⓔ Select lock color.
Refer to the **Product Color Options** page in this price list.

INFORMATION

Height
All dimensions shown include 1/8" allowance for glides in recessed position.

Weights
Figures provided are approximate and reflect packaged product without additional accessories.

SPECIAL SERVICES

Special Carton Marking

With specially marked information	N/C

Shipping
Ships **assembled, FOB Pembroke, ON K8A 0E1, freight prepaid.** Freight class 70.

Specifications and prices are subject to change without prior notice.

Custom-Built Lateral Files
700 Series® Shells

Custom-Built Lateral Files
700 Series® Shells

	MODEL	Accepts Inserts Totaling	W x D	MODEL NUMBER: Basic Model	Unit Color (A)	Optional Counterbalance Weight (B)	Lock Option (C)	Lock Color (D)	Approx. Packaged Weight	Delivered Pricing	Counterbalance Weight add to list price
S7LCU	**63-3/4" High Shell**	60"	30 x 18"	S7L/30600	□□	□□□□□	□□□	□□□	88.0#	$ 821	$ 180
		60"	36 x 18"	S7L/36600	□□	□□□□□	□□□	□□□	95.0#	982	180
		60"	42 x 18"	S7L/42600	□□	□□□□□	□□□	□□□	102.0#	1174	180
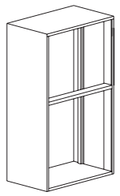 S7LCU	**65-9/32" High Shell** • 1-1/2" tie bar/tie bar shelf is required, optimally located between 12" from top of unit and 24" from bottom	61-1/2"	30 x 18"	S7L/30615	□□	□□□□□	□□□	□□□	91.0#	$ 821	$ 180
		61-1/2"	36 x 18"	S7L/36615	□□	□□□□□	□□□	□□□	98.0#	982	180
		61-1/2"	42 x 18"	S7L/42615	□□	□□□□□	□□□	□□□	105.0#	1174	180
S7LCU	**66-13/16" High Shell** • 1-1/2" tie bar/tie bar shelf is required for 30" and 36" width units, optimally located between 12" from top of unit and 24" from bottom • 1-1/2" structural filler shelf is required on 42" widths located nominally between 25-1/2" and 39" from the top of the cabinet based on configuration	63"	30 x 18"	S7L/30630	□□	□□□□□	□□□	□□□	92.0#	$ 916	$ 180
		63"	36 x 18"	S7L/36630	□□	□□□□□	□□□	□□□	99.0#	1106	180
		63"	42 x 18"	S7L/42630	□□	□□□□□	□□□	□□□	106.0#	1308	180
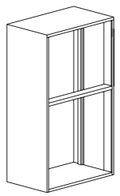 S7LCU	**68-11/32" High Shell** • 1-1/2" tie bar/tie bar shelf is required for 30" and 36" width units, optimally located between 12" from top of unit and 24" from bottom • 1-1/2" structural filler shelf is required on 42" widths located nominally between 25-1/2" and 39" from the top of the cabinet based on configuration	64-1/2"	30 x 18"	S7L/30645	□□	□□□□□	□□□	□□□	93.0#	$ 916	$ 180
		64-1/2"	36 x 18"	S7L/36645	□□	□□□□□	□□□	□□□	100.0#	1106	180
		64-1/2"	42 x 18"	S7L/42645	□□	□□□□□	□□□	□□□	108.0#	1308	180
					Ⓐ	Ⓑ	Ⓒ	Ⓓ	Ⓔ		

HOW TO ORDER

Indicate the following information on order form:
1. Quantity of each item.
2. Model number, including options. See "How To Build a Model Number".
3. Any special service required.

Note: • The □ indicates that a choice is required.
- The absence of the □ indicates that no choice is required.
- Alpha-numeric characters in place of □ indicate that no other alternatives are available.

HOW TO BUILD A MODEL NUMBER

Ⓐ Select basic model.

Ⓑ Select unit color.
Refer to the **Product Color Options** page in this price list.

Ⓒ Select counterbalance weight.

CBW	- With Counterbalance
NOCBW	- No Counterbalance

See pricing column for counterbalance weight upcharge.

Ⓓ Select lock option.

KA	- Key alike
KS	- Key standard
NLC	- No lock core

Ⓔ Select lock color.
Refer to the **Product Color Options** page in this price list.

INFORMATION

Height
All dimensions shown include 1/8" allowance for glides in recessed position.

Weights
Figures provided are approximate and reflect packaged product without additional accessories.

SPECIAL SERVICES

Special Carton Marking

With specially marked information	N/C

Shipping
Ships **assembled, FOB Pembroke, ON K8A 0E1, freight prepaid.** Freight class 70.

Specifications and prices are subject to change without prior notice.

Custom-Built Lateral Files
700 Series® Shells

Custom-Built Lateral Files
700 Series® Shells

	MODEL	Accepts Inserts Totaling	W x D	MODEL NUMBER: Basic Model	Unit Color	Optional Counter-balance Weight	Lock Option	Lock Color	Approx. Packaged Weight	Delivered Pricing	Counter-balance Weight add to list price
S7LCU	**69-7/8" High Shell** • 1-1/2" tie bar/tie bar shelf is required for 30" and 36" width units, optimally located between 12" from top of unit and 24" from bottom • 1-1/2" structural filler shelf is required on 42" widths located nominally between 25-1/2" and 39" from the top of the cabinet based on configuration	66"	30 x 18"	S7L/30660	□□	□□□□□	□□□	□□□	95.0#	$ 916	$ 180
		66"	36 x 18"	S7L/36660	□□	□□□□□	□□□	□□□	102.0#	1106	180
		66"	42 x 18"	S7L/42660	□□	□□□□□	□□□	□□□	110.0#	1308	180
S7LCU	**71-13/32" High Shell** • 1-1/2" tie bar/tie bar shelf is required for 30" and 36" width units, optimally located between 12" from top of unit and 24" from bottom • 1-1/2" structural filler shelf is required on 42" widths located nominally between 25-1/2" and 39" from the top of the cabinet based on configuration	67-1/2"	30 x 18"	S7L/30675	□□	□□□□□	□□□	□□□	96.0#	$ 916	$ 180
		67-1/2"	36 x 18"	S7L/36675	□□	□□□□□	□□□	□□□	101.0#	1106	180
		67-1/2"	42 x 18"	S7L/42675	□□	□□□□□	□□□	□□□	109.0#	1308	180
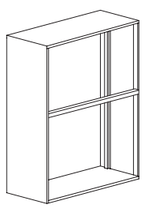 S7LCU	**72-15/16" High Shell** • 1-1/2" tie bar/tie bar shelf is required for 30" and 36" width units, optimally located between 12" from top of unit and 24" from bottom • 1-1/2" structural filler shelf is required on 42" widths located nominally between 25-1/2" and 39" from the top of the cabinet based on configuration	69"	30 x 18"	S7L/30690	□□	□□□□□	□□□	□□□	97.0#	$ 1010	$ 180
		69"	36 x 18"	S7L/36690	□□	□□□□□	□□□	□□□	102.0#	1225	180
		69"	42 x 18"	S7L/42690	□□	□□□□□	□□□	□□□	110.0#	1454	180
				Ⓐ	Ⓑ	Ⓒ	Ⓓ	Ⓔ			

HOW TO ORDER

Indicate the following information on order form:
1. Quantity of each item.
2. Model number, including options. See "How To Build a Model Number".
3. Any special service required.

Note: • The □ indicates that a choice is required.
- The absence of the □ indicates that no choice is required.
- Alpha-numeric characters in place of □ indicate that no other alternatives are available.

HOW TO BUILD A MODEL NUMBER

Ⓐ Select basic model.

Ⓑ Select unit color.
Refer to the **Product Color Options** page in this price list.

Ⓒ Select counterbalance weight.

CBW	- With Counterbalance
NOCBW	- No Counterbalance

See pricing column for counterbalance weight upcharge.

Ⓓ Select lock option.

KA	- Key alike
KS	- Key standard
NLC	- No lock core

Ⓔ Select lock color.
Refer to the **Product Color Options** page in this price list.

INFORMATION

Height
All dimensions shown include 1/8" allowance for glides in recessed position.

Weights
Figures provided are approximate and reflect packaged product without additional accessories.

SPECIAL SERVICES

Special Carton Marking

With specially marked information	N/C

Shipping
Ships **assembled, FOB Pembroke, ON K8A 0E1, freight prepaid.** Freight class 70.

Specifications and prices are subject to change without prior notice.

Custom-Built Lateral Files
700 Series® Shells

Custom-Built Lateral Files
700 Series® Shells

	MODEL	Accepts Inserts Totaling	W x D	MODEL NUMBER: Basic Model	Unit Color	Optional Counter-balance Weight	Lock Option	Lock Color	Approx. Packaged Weight	Delivered Pricing	Counter-balance Weight add to list price
S7LCU	**74-15/32" High Shell** • 1-1/2" tie bar/tie bar shelf is required for 30" and 36" width units, optimally located between 12" from top of unit and 24" from bottom • 1-1/2" structural filler shelf is required on 42" widths located nominally between 25-1/2" and 39" from the top of the cabinet based on configuration	70-1/2"	30 x 18"	S7L/30705	□□	□□□□□	□□□	□□□	99.0#	$ 1010	$ 180
		70-1/2"	36 x 18"	S7L/36705	□□	□□□□□	□□□	□□□	104.0#	1225	180
		70-1/2"	42 x 18"	S7L/42705	□□	□□□□□	□□□	□□□	112.0#	1454	180
S7LCU	**76" High Shell** • 1-1/2" tie bar/tie bar shelf is required for 30" and 36" width units, optimally located between 12" from top of unit and 24" from bottom • 1-1/2" structural filler shelf is required on 42" widths located nominally between 25-1/2" and 39" from the top of the cabinet based on configuration	72"	30 x 18"	S7L/30720	□□	□□□□□	□□□	□□□	100.0#	$ 1010	$ 180
		72"	36 x 18"	S7L/36720	□□	□□□□□	□□□	□□□	105.0#	1225	180
		72"	42 x 18"	S7L/42720	□□	□□□□□	□□□	□□□	113.0#	1454	180
S7LCU	**77-17/32" High Shell** • 1-1/2" tie bar/tie bar shelf is required for 30" and 36" width units, optimally located between 12" from top of unit and 24" from bottom • 1-1/2" structural filler shelf is required on 42" widths located nominally between 25-1/2" and 39" from the top of the cabinet based on configuration	73-1/2"	30 x 18"	S7L/30735	□□	□□□□□	□□□	□□□	102.0#	$ 1010	$ 180
		73-1/2"	36 x 18"	S7L/36735	□□	□□□□□	□□□	□□□	108.0#	1225	180
		73-1/2"	42 x 18"	S7L/42735	□□	□□□□□	□□□	□□□	116.0#	1454	180
				Ⓐ	Ⓑ	Ⓒ	Ⓓ	Ⓔ			

HOW TO ORDER

Indicate the following information on order form:
1. Quantity of each item.
2. Model number, including options. See "How To Build a Model Number".
3. Any special service required.

Note: • The □ indicates that a choice is required.
• The absence of the □ indicates that no choice is required.
• Alpha-numeric characters in place of □ indicate that no other alternatives are available.

HOW TO BUILD A MODEL NUMBER

Ⓐ Select basic model.

Ⓑ Select unit color.
Refer to the **Product Color Options** page in this price list.

Ⓒ Select counterbalance weight.

CBW	- With Counterbalance
NOCBW	- No Counterbalance

See pricing column for counterbalance weight upcharge.

Ⓓ Select lock option.

KA	- Key alike
KS	- Key standard
NLC	- No lock core

Ⓔ Select lock color.
Refer to the **Product Color Options** page in this price list.

INFORMATION

Height
All dimensions shown include 1/8" allowance for glides in recessed position.

Weights
Figures provided are approximate and reflect packaged product without additional accessories.

SPECIAL SERVICES

Special Carton Marking

With specially marked information	N/C

Shipping
Ships **assembled, FOB Pembroke, ON K8A 0E1, freight prepaid.** Freight class 70.

Specifications and prices are subject to change without prior notice.

Custom-Built Lateral Files
700 Series® Drawers

Custom-Built Lateral Files
700 Series® Drawers

	MODEL	Accessories Included	W	MODEL NUMBER Basic Model	MODEL NUMBER Unit Color	Approx. Packaged Weight	Delivered Pricing
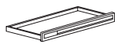 LTACU	**3" High Drawer** • Will not accept plate dividers • Specify with caution, not controlled by safety interlock	None	30"	S7L/30030D	□□	13.0#	$ 337
		None	36"	S7L/36030D	□□	16.0#	356
		None	42"	S7L/42030D	□□	20.0#	373
 LTACU	**6" High Drawers** • All internal accessories must be specified separately - slotted on 1/2" centers • Accepts 3346DV dividers	None	30"	S7L/30060D	□□	18.0#	$ 305
		None	36"	S7L/36060D	□□	19.0#	336
		None	42"	S7L/42060D	□□	23.0#	359
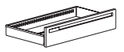 LTACU	**7-1/2" High Drawer** • All internal accessories must be specified separately - slotted on 1/2" centers • Accepts 3346DV dividers	None	30"	S7L/30075D	□□	18.0#	$ 328
		None	36"	S7L/36075D	□□	19.0#	357
		None	42"	S7L/42075D	□□	23.0#	384
 LTACU	**9" High Drawer** • All internal accessories must be specified separately - slotted on 1/2" centers • Accepts 3346DV dividers	None	30"	S7L/30090D	□□	19.0#	$ 359
		None	36"	S7L/36090D	□□	20.0#	398
		None	42"	S7L/42090D	□□	24.0#	450
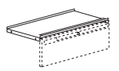 LTACU	**Individual Drawer Lock and Security Shelf** • Use on 7-1/2", 9", 12", 13-1/2" and 15" drawers • Not designed for receding door applications or 10-1/2" drawers • Includes 20-gauge security shelf, drawer lock and all necessary installation hardware • Must be factory installed • Does not increase insert height	None	30"	S7L/30DL		6.0#	$ 207
		None	36"	S7L/36DL		7.0#	207
		None	42"	S7L/42DL		8.0#	207
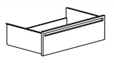 LTACU	**10-1/2" High Drawer** • For letter or legal size materials • All internal accessories must be specified separately • Will not accept plate dividers	None	30"	S7L/30105D	□□	23.0#	$ 314
		None	36"	S7L/36105D	□□	25.0#	349
		None	42"	S7L/42105D	□□	30.0#	398
				Ⓐ	Ⓑ		

HOW TO ORDER

Indicate the following information on order form:
1. Quantity of each item.
2. Model number, including options. See "How To Build a Model Number".
3. Any special service required.

Note: • The □ indicates that a choice is required.
- The absence of the □ indicates that no choice is required.
- Alpha-numeric characters in place of □ indicate that no other alternatives are available.

HOW TO BUILD A MODEL NUMBER

Ⓐ Select basic model.

Ⓑ Select drawer color.
Refer to the **Product Color Options** page in this price list.

SPECIAL SERVICES

Special Carton Marking

With specially marked information	N/C

Shipping

Ships **assembled, FOB Pembroke, ON K8A 0E1, freight prepaid.** Freight class 70.

Specifications and prices are subject to change without prior notice.

Custom-Built Lateral Files
700 Series® Drawers

Custom-Built Lateral Files
700 Series® Drawers

	MODEL	Accessories Included	W	MODEL NUMBER Basic Model	MODEL NUMBER Unit Color	Approx. Packaged Weight	Delivered Pricing
	10-1/2" High Drawer with Folder Bars	FBA bars	30"	S7L/30105DA	□□	27.0#	$ 349
LTACU	• Includes FBA folder bars for side-to-side legal or letter hanging files	FBA bars	36"	S7L/36105DA	□□	29.0#	398
	• Will not accept plate dividers	FBA bars	42"	S7L/42105DA	□□	34.0#	440
				Ⓐ	Ⓑ		

HOW TO ORDER

Indicate the following information on order form:
1. Quantity of each item.
2. Model number, including options. See "How To Build a Model Number".
3. Any special service required.

Note: • The □ indicates that a choice is required.
- The absence of the □ indicates that no choice is required.
- Alpha-numeric characters in place of □ indicate that no other alternatives are available.

HOW TO BUILD A MODEL NUMBER

Ⓐ Select basic model.

Ⓑ Select drawer color.
Refer to the **Product Color Options** page in this price list.

SPECIAL SERVICES

Special Carton Marking

With specially marked information N/C

Shipping

Ships **assembled, FOB Pembroke, ON K8A 0E1, freight prepaid.** Freight class 70.

Specifications and prices are subject to change without prior notice.

Custom-Built Lateral Files
700 Series® Drawers

Custom-Built Lateral Files
700 Series® Drawers

	MODEL	Accessories Included	W	MODEL NUMBER Basic Model	MODEL NUMBER Unit Color	Approx. Packaged Weight	Delivered Pricing
 LTACU	**12" High Drawer** • For letter or legal size materials • All internal accessories must be specified separately	None	30"	S7L/30120D	□□	23.0#	$ 314
		None	36"	S7L/36120D	□□	25.0#	349
		None	42"	S7L/42120D	□□	30.0#	398
LTACU	**12" High Drawer with Folder Bars** • Includes FBA folder bars for side-to-side legal or letter hanging files	FBA bars	30"	S7L/30120DA	□□	27.0#	$ 349
		FBA bars	36"	S7L/36120DA	□□	29.0#	398
		FBA bars	42"	S7L/42120DA	□□	34.0#	440
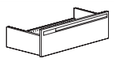 LTACU	**13-1/2" High Drawer** • For letter, legal and computer print-out hanging storage • All internal accessories must be specified separately	None	30"	S7L/30135D	□□	24.0#	$ 349
		None	36"	S7L/36135D	□□	27.0#	405
		None	42"	S7L/42135D	□□	31.0#	456
LTACU	**13-1/2" High Drawer with Folder Bars** • Includes FBA folder bars for side-to-side legal or letter hanging files	FBA bars	30"	S7L/30135DA	□□	24.0#	$ 391
		FBA bars	36"	S7L/36135DA	□□	27.0#	448
		FBA bars	42"	S7L/42135DA	□□	31.0#	497
LTACU	**13-1/2" High Drawer with Folder Bars** • For letter, legal and computer print-out hanging storage • Includes EDP folder bars for side-to-side hanging print-out files	FBE bars	30"	S7L/30135DE	□□	30.0#	$ 452
		FBE bars	36"	S7L/36135DE	□□	33.0#	498
		FBE bars	42"	S7L/42135DE	□□	37.0#	580
 LTACU	**15" High Drawer** • For EDP print-out storage when specified with E-style folder bars • All internal accessories must be specified separately	None	30"	S7L/30150D	□□	24.0#	$ 349
		None	36"	S7L/36150D	□□	27.0#	405
		None	42"	S7L/42150D	□□	31.0#	456
LTACU	**15" High Drawer with Folder Bars** • For EDP print-out storage • Includes EDP folder bars for side-to-side hanging print-out files	FBE bars	30"	S7L/30150DE	□□	30.0#	$ 452
		FBE bars	36"	S7L/36150DE	□□	33.0#	498
		FBE bars	42"	S7L/42150DE	□□	37.0#	580
				Ⓐ	Ⓑ		

HOW TO ORDER

Indicate the following information on order form:
1. Quantity of each item.
2. Model number, including options. See "How To Build a Model Number".
3. Any special service required.

Note: • The □ indicates that a choice is required.
- The absence of the □ indicates that no choice is required.
- Alpha-numeric characters in place of □ indicate that no other alternatives are available.

HOW TO BUILD A MODEL NUMBER

Ⓐ Select basic model.

Ⓑ Select drawer color.
Refer to the **Product Color Options** page in this price list.

SPECIAL SERVICES

Special Carton Marking

With specially marked information N/C

Shipping

Ships **assembled, FOB Pembroke, ON K8A 0E1, freight prepaid.** Freight class 70.

Specifications and prices are subject to change without prior notice.

Custom-Built Lateral Files
700 Series® Receding Doors and Shelves

Custom-Built Lateral Files
700 Series® Receding Doors and Shelves

	MODEL	Components Included	W	MODEL NUMBER Basic Model	MODEL NUMBER Unit Color	Approx. Packaged Weight	Delivered Pricing
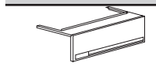 LTACU	**12" High Receding Door** • All internal accessories must be ordered separately	None	30"	S7L/30120R	□□	9.0#	$ 144
		None	36"	S7L/36120R	□□	10.0#	160
		None	42"	S7L/42120R	□□	11.0#	170
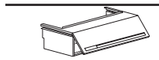 LTACU	**12" High Receding Door w/Rollout Shelf** • All additional internal accessories must be ordered separately	Rollout shelf	30"	S7L/30120RS	□□	26.0#	$ 356
		Rollout shelf	36"	S7L/36120RS	□□	28.0#	391
		Rollout shelf	42"	S7L/42120RS	□□	31.0#	426
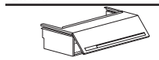 LTACU	**12" High Receding Door w/Rollout Shelf and Bars** • Includes FBA folder bars for side-to-side legal or letter hanging files	Shelf/FBA bars	30"	S7L/30120RSA	□□	30.0#	$ 398
		Shelf/FBA bars	36"	S7L/36120RSA	□□	32.0#	436
		Shelf/FBA bars	42"	S7L/42120RSA	□□	35.0#	466
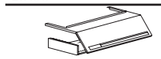 LTACU	**12" High Receding Door w/End Tab Filing Shelf and 3 Dividers** • Includes 3 dividers	Shelf/Dividers	30"	S7L/30120RED	□□	17.0#	$ 349
		Shelf/Dividers	36"	S7L/36120RED	□□	20.0#	386
		Shelf/Dividers	42"	S7L/42120RED	□□	22.0#	424
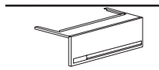 LTACU	**13-1/2" High Receding Door** • All internal accessories must be ordered separately	None	30"	S7L/30135R	□□	9.0#	$ 194
		None	36"	S7L/36135R	□□	10.0#	208
		None	42"	S7L/42135R	□□	11.0#	241
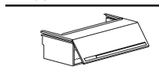 LTACU	**13-1/2" High Receding Door w/Rollout Shelf** • All additional internal accessories must be ordered separately • Will not accept EDP folder bars	Rollout shelf	30"	S7L/30135RS	□□	26.0#	$ 378
		Rollout shelf	36"	S7L/36135RS	□□	28.0#	410
		Rollout shelf	42"	S7L/42135RS	□□	31.0#	450
 LTACU	**13-1/2" High Receding Door w/Rollout Shelf and Bars** • Includes FBA folder bars for side-to-side legal or letter hanging files	Shelf/FBA bars	30"	S7L/30135RSA	□□	32.0#	$ 415
		Shelf/FBA bars	36"	S7L/36135RSA	□□	34.0#	454
		Shelf/FBA bars	42"	S7L/42135RSA	□□	37.0#	491
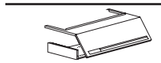 LTACU	**13-1/2" High Receding Door w/End Tab Filing Shelf and 3 Dividers** • Includes 3 dividers	Shelf/Dividers	30"	S7L/30135RED	□□	18.0#	$ 377
		Shelf/Dividers	36"	S7L/36135RED	□□	21.0#	408
		Shelf/Dividers	42"	S7L/42135RED	□□	23.0#	445
				Ⓐ	Ⓑ		

HOW TO ORDER

Indicate the following information on order form:
1. Quantity of each item.
2. Model number, including options. See "How To Build a Model Number".
3. Any special service required.

Note: • The □ indicates that a choice is required.
- The absence of the □ indicates that no choice is required.
- Alpha-numeric characters in place of □ indicate that no other alternatives are available.

HOW TO BUILD A MODEL NUMBER

Ⓐ Select basic model.

Ⓑ Select unit color.
Refer to the **Product Color Options** page in this price list.

SPECIAL SERVICES

Special Carton Marking

With specially marked information N/C

Shipping

Ships **assembled, FOB Pembroke, ON K8A 0E1, freight prepaid.** Freight class 70.

Specifications and prices are subject to change without prior notice.

Custom-Built Lateral Files
700 Series® Receding Doors and Shelves

Custom-Built Lateral Files
700 Series® Receding Doors and Shelves

	MODEL	Components Included	W	MODEL NUMBER Basic Model	MODEL NUMBER Unit Color	Approx. Packaged Weight	Delivered Pricing
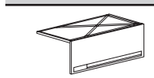	**15" High Receding Door** • All internal accessories must be ordered separately	None	30"	S7L/30150R	☐☐	11.0#	$ 194
		None	36"	S7L/36150R	☐☐	13.0#	208
		None	42"	S7L/42150R	☐☐	15.0#	241
LTACU							
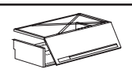	**15" High Receding Door w/Rollout Shelf** • All additional internal accessories must be ordered separately	Rollout shelf	30"	S7L/30150RS	☐☐	28.0#	$ 426
		Rollout shelf	36"	S7L/36150RS	☐☐	31.0#	491
		Rollout shelf	42"	S7L/42150RS	☐☐	35.0#	555
LTACU							
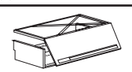	**15" High Receding Door w/Rollout Shelf and Bars** • Includes EDP folder bars for side-to-side hanging print-out files	Shelf/FBE bars	30"	S7L/30150RSE	☐☐	34.0#	$ 548
		Shelf/FBE bars	36"	S7L/36150RSE	☐☐	37.0#	608
		Shelf/FBE bars	42"	S7L/42150RSE	☐☐	41.0#	614
LTACU							
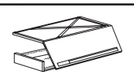	**15" High Receding Door w/End Tab Filing Shelf and 3 Dividers** • Includes 3 dividers	Shelf/Dividers	30"	S7L/30150RED	☐☐	19.0#	$ 433
		Shelf/Dividers	36"	S7L/36150RED	☐☐	23.0#	493
		Shelf/Dividers	42"	S7L/42150RED	☐☐	26.0#	558
LTACU							
				Ⓐ	Ⓑ		

HOW TO ORDER

Indicate the following information on order form:
1. Quantity of each item.
2. Model number, including options. See "How To Build a Model Number".
3. Any special service required.

Note: • The ☐ indicates that a choice is required.
- The absence of the ☐ indicates that no choice is required.
- Alpha-numeric characters in place of ☐ indicate that no other alternatives are available.

HOW TO BUILD A MODEL NUMBER

Ⓐ Select basic model.

Ⓑ Select unit color.
Refer to the **Product Color Options** page in this price list.

SPECIAL SERVICES

Special Carton Marking

With specially marked information	N/C

Shipping

Ships **assembled, FOB Pembroke, ON K8A 0E1, freight prepaid.** Freight class 70.

Specifications and prices are subject to change without prior notice.

Custom-Built Lateral Files
700 Series® Shelves

Custom-Built Lateral Files
700 Series® Shelves

	MODEL	W	MODEL NUMBER Basic Model	MODEL NUMBER Unit Color	Approx. Packaged Weight	Delivered Pricing
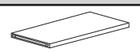 LTACU	**1-1/2" Posting Shelf** • Use in place of 1-1/2" tie bar or to occupy 1-1/2" of internal space in shorter cabinets • Cannot be specified in bottom of cabinet • Cannot be located above filler	30"	S7L/3015PS	□□	9.0#	$ 240
		36"	S7L/3615PS	□□	12.0#	240
		42"	S7L/4215PS	□□	15.0#	240
 LTACU	**6" Rollout Shelf** • Accepts 3346DV dividers - slotted on 1/2" centers • Multiples may be installed behind larger receding doors • All internal accessories must be specified separately • Black finish only • Does not increase insert height	30"	S7L/30060S		14.0#	$ 219
		36"	S7L/36060S		15.0#	241
		42"	S7L/42060S		16.0#	260
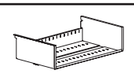 LTACU	**12" Rollout Shelf** • Accepts 33412DV dividers - slotted on 1/2" centers • Accepts hanging folder bars • All internal accessories must be specified separately • Black finish only • Does not increase insert height • Can be used for End-Tab Filing with 3312DV dividers • Can be used for Binder Storage with 3312DV dividers	30"	S7L/30120S		17.0#	$ 238
		36"	S7L/36120S		18.0#	252
		42"	S7L/42120S		19.0#	274
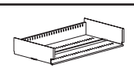 LTACU	**Fixed End Tab Filing Shelf** • Accepts 33412DV dividers • For use behind 12", 13-1/2" or 15" receding doors • All internal accessories must be specified separately • Black finish only • Does not increase insert height	30"	S7L/30ETS		8.0#	$ 161
		36"	S7L/36ETS		10.0#	181
		42"	S7L/42ETS		11.0#	205
			Ⓐ	Ⓑ		

HOW TO ORDER

Indicate the following information on order form:
1. Quantity of each item.
2. Model number, including options. See "How To Build a Model Number".
3. Any special service required.

Note: • The □ indicates that a choice is required.
• The absence of the □ indicates that no choice is required.
• Alpha-numeric characters in place of □ indicate that no other alternatives are available.

HOW TO BUILD A MODEL NUMBER

Ⓐ Select basic model.

Ⓑ Select unit color.
Refer to the **Product Color Options** page in this price list.

SPECIAL SERVICES

Special Carton Marking

With specially marked information	N/C

Shipping

Ships **assembled, FOB Pembroke, ON K8A 0E1, freight prepaid.** Freight class 70.

Specifications and prices are subject to change without prior notice.

Custom-Built Lateral Files
700 Series® Shelves

Custom-Built Lateral Files
700 Series® Shelves

	MODEL	W	MODEL NUMBER Basic Model	Approx. Packaged Weight	Delivered Pricing
LTACU	**Fixed End Tab Cupboard Shelf** • End tab shelf for cupboards only • Black finish only • Does not increase insert height	30”	S7L/30ETSC	8.0#	$ 167
		36”	S7L/36ETSC	10.0#	188
		42”	S7L/42ETSC	11.0#	213
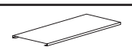 LTACU	**Adjustable Blank Shelf** • May be installed behind hinged or receding doors • Black finish only • Does not increase height • Brackets included	30”	S7L/30BS	6.0#	$ 118
		36”	S7L/36BS	7.0#	118
		42”	S7L/42BS	8.0#	118
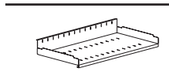 LTACU	**Slotted Shelf** • Accepts 33412DV dividers • May be installed behind 12”, 13-1/2” or 15” receding doors or hinged cupboard doors • All internal accessories must be specified separately • Black finish only • Does not increase insert height • Brackets included	30”	S7L/30SS	8.0#	$ 167
		36”	S7L/36SS	10.0#	167
		42”	S7L/42SS	11.0#	167

Ⓐ

HOW TO ORDER

Indicate the following information on order form:
1. Quantity of each item.
2. Model number, including options. See “How To Build a Model Number”.
3. Any special service required.

Note: • The ☐ indicates that a choice is required.
- The absence of the ☐ indicates that no choice is required.
- Alpha-numeric characters in place of ☐ indicate that no other alternatives are available.

HOW TO BUILD A MODEL NUMBER

Ⓐ Select basic model.

SPECIAL SERVICES

Special Carton Marking

With specially marked information N/C

Shipping

Ships **assembled, FOB Pembroke, ON K8A 0E1, freight prepaid.** Freight class 70.

Specifications and prices are subject to change without prior notice.

Custom-Built Lateral Files
Accessories

Custom-Built Lateral Files
Accessories

	MODEL	W	MODEL NUMBER: Basic Model	Unit Color	Lock Option	Lock Color	Approx. Packaged Weight	Delivered Pricing
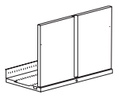 LTACU	**25-1/2" Hinged Door Insert** • 24" hinged doors, 1-1/2" locking tie bar shelf • Must be located at top of cabinet shell • Bottom shelf slotted to accept 33412DV plate dividers (not included) • All internal accessories must be specified separately • Two locks per unit	30"	S7L/30255MHX	☐☐	☐☐☐	☐☐☐	30.0#	$ 825
		36"	S7L/36255MHX	☐☐	☐☐☐	☐☐☐	35.0#	878
		42"	S7L/42255MHX	☐☐	☐☐☐	☐☐☐	40.0#	937
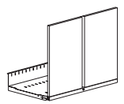 LTACU	**30" Hinged Door Insert** • 28-1/2" hinged doors, 1-1/2" locking tie bar shelf • Must be located at top of cabinet shell • Bottom shelf slotted to accept 33412DV plate dividers (not included) • All internal accessories must be specified separately • Two locks per unit	30"	S7L/30300MHX	☐☐	☐☐☐	☐☐☐	34.0#	$ 666
		36"	S7L/36300MHX	☐☐	☐☐☐	☐☐☐	39.0#	696
		42"	S7L/42300MHX	☐☐	☐☐☐	☐☐☐	44.0#	743
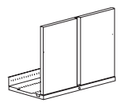 LTACU	**31-1/2" Hinged Door Insert** • 30" hinged doors, 1-1/2" locking tie bar shelf • Must be located at top of cabinet shell • Bottom shelf slotted to accept 33412DV plate dividers (not included) • All internal accessories must be specified separately • Two locks per unit	30"	S7L/30315MHX	☐☐	☐☐☐	☐☐☐	35.0#	$ 848
		36"	S7L/36315MHX	☐☐	☐☐☐	☐☐☐	40.0#	902
		42"	S7L/42315MHX	☐☐	☐☐☐	☐☐☐	45.0#	957
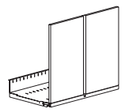 LTACU	**33" Hinged Door Insert** • 31-1/2" hinged doors, 1-1/2" locking tie bar shelf • Must be located at top of cabinet shell • Bottom shelf slotted to accept 33412DV plate dividers (not included) • All internal accessories must be specified separately • Two locks per unit	30"	S7L/30330MHX	☐☐	☐☐☐	☐☐☐	37.0#	$ 674
		36"	S7L/36330MHX	☐☐	☐☐☐	☐☐☐	42.0#	704
		42"	S7L/42330MHX	☐☐	☐☐☐	☐☐☐	47.0#	752
				Ⓐ	Ⓑ	Ⓒ	Ⓓ	

HOW TO ORDER

Indicate the following information on order form:
1. Quantity of each item.
2. Model number, including options. See "How To Build a Model Number".
3. Any special service required.

Note: • The ☐ indicates that a choice is required.
- The absence of the ☐ indicates that no choice is required.
- Alpha-numeric characters in place of ☐ indicate that no other alternatives are available.

HOW TO BUILD A MODEL NUMBER

Ⓐ Select basic model.

Ⓑ Select unit color.
Refer to the **Product Color Options** page in this price list.

Ⓒ Select lock option.

KA	- Key alike
KS	- Key standard
NLC	- No lock core

Ⓓ Select lock color.
Refer to the **Product Color Options** page in this price list.

SPECIAL SERVICES

Special Carton Marking

With specially marked information N/C

Shipping
Ships **assembled, FOB Pembroke, ON K8A 0E1, freight prepaid.** Freight class 70.

Specifications and prices are subject to change without prior notice.

Custom-Built Lateral Files
Accessories

Custom-Built Lateral Files
Accessories

	MODEL	W	MODEL NUMBER Basic Model	Unit Color	Lock Option	Lock Color	Approx. Packaged Weight	Delivered Pricing
 LTACU	**37-1/2" Hinged Door Insert** • 36" hinged doors, 1-1/2" locking tie bar shelf • Must be located at top of cabinet shell • Bottom shelf slotted to accept 33412DV plate dividers (not included) • All internal accessories must be specified separately • Two locks per unit	30"	S7L/30375MHX	□□	□□□	□□□	40.0#	$ 1032
		36"	S7L/36375MHX	□□	□□□	□□□	45.0#	1087
		42"	S7L/42375MHX	□□	□□□	□□□	50.0#	1149
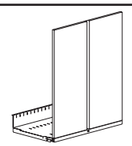 LTACU	**45" Hinged Door Insert** • 43-1/2" hinged doors, 1-1/2" locking tie bar shelf • Must be located at top of cabinet shell • Bottom shelf slotted to accept 33412DV plate dividers (not included) • All internal accessories must be specified separately • Two locks per unit	30"	S7L/30450MHX	□□	□□□	□□□	47.0#	$ 784
		36"	S7L/36450MHX	□□	□□□	□□□	52.0#	824
		42"	S7L/42450MHX	□□	□□□	□□□	57.0#	849
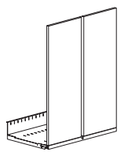 LTACU	**49-1/2" Hinged Door Insert** • 48" hinged doors, 1-1/2" locking tie bar shelf • Must be located at top of cabinet shell • Bottom shelf slotted to accept 33412DV plate dividers (not included) • All internal accessories must be specified separately • Two locks per unit	30"	S7L/30495MHX	□□	□□□	□□□	50.0#	$ 808
		36"	S7L/36495MHX	□□	□□□	□□□	55.0#	861
		42"	S7L/42495MHX	□□	□□□	□□□	60.0#	902
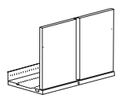 LTACU	**25-1/2" Hinged Markerboard Door Insert** • 24" hinged markerboard door, 1-1/2" locking tie bar shelf • Must be located at top of cabinet shell • Bottom shelf slotted to accept 33412DV plate dividers (not included) • All internal accessories must be specified separately • Two locks per unit	30"	S7L/30255MHXMB	□□	□□□	□□□	30.0#	$ 1232
		36"	S7L/36255MHXMB	□□	□□□	□□□	35.0#	1406
		42"	S7L/42255MHXMB	□□	□□□	□□□	40.0#	1581
				Ⓑ	Ⓒ	Ⓓ		
			Ⓐ					

HOW TO ORDER

Indicate the following information on order form:
1. Quantity of each item.
2. Model number, including options. See "How To Build a Model Number".
3. Any special service required.

Note: • The □ indicates that a choice is required.
- The absence of the □ indicates that no choice is required.
- Alpha-numeric characters in place of □ indicate that no other alternatives are available.

HOW TO BUILD A MODEL NUMBER

Ⓐ Select basic model.

Ⓑ Select unit color.
Refer to the **Product Color Options** page in this price list.

Ⓒ Select lock option.

KA	- Key alike
KS	- Key standard
NLC	- No lock core

Ⓓ Select lock color.
Refer to the **Product Color Options** page in this price list.

SPECIAL SERVICES

Special Carton Marking

With specially marked information N/C

Shipping

Ships **assembled, FOB Pembroke, ON K8A 0E1, freight prepaid.** Freight class 70.

Specifications and prices are subject to change without prior notice.

Custom-Built Lateral Files
Accessories

Custom-Built Lateral Files
Accessories

	MODEL	W	MODEL NUMBER Basic Model	Unit Color	Lock Option	Lock Color	Approx. Packaged Weight	Delivered Pricing
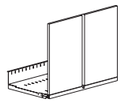 LTACU	**30" Hinged Markerboard Door Insert** • 28-1/2" hinged markerboard door, 1-1/2" locking tie bar shelf • Must be located at top of cabinet shell • Bottom shelf slotted to accept 33412DV plate dividers (not included) • All internal accessories must be specified separately • Two locks per unit	30"	S7L/30300MHXMB	□□	□□□	□□□	34.0#	$ 1386
		36"	S7L/36300MHXMB	□□	□□□	□□□	39.0#	1589
		42"	S7L/42300MHXMB	□□	□□□	□□□	44.0#	1791
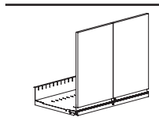 LTACU	**31-1/2" Hinged Markerboard Door Insert** • 30" hinged markerboard door, 1-1/2" locking tie bar shelf • Must be located at top of cabinet shell • Bottom shelf slotted to accept 33412DV plate dividers (not included) • All internal accessories must be specified separately • Two locks per unit	30"	S7L/30315MHXMB	□□	□□□	□□□	35.0#	$ 1439
		36"	S7L/36315MHXMB	□□	□□□	□□□	40.0#	1649
		42"	S7L/42315MHXMB	□□	□□□	□□□	45.0#	1868
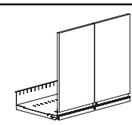 LTACU	**33" Hinged Markerboard Door Insert** • 31-1/2" hinged markerboard door, 1-1/2" locking tie bar shelf • Must be located at top of cabinet shell • Bottom shelf slotted to accept 33412DV plate dividers (not included) • All internal accessories must be specified separately • Two locks per unit	30"	S7L/30330MHXMB	□□	□□□	□□□	37.0#	$ 1488
		36"	S7L/36330MHXMB	□□	□□□	□□□	42.0#	1714
		42"	S7L/42330MHXMB	□□	□□□	□□□	47.0#	1939
 LTACU	**37-1/2" Hinged Markerboard Door Insert** • 36" hinged markerboard door, 1-1/2" locking tie bar shelf • Must be located at top of cabinet shell • Bottom shelf slotted to accept 33412DV plate dividers (not included) • All internal accessories must be specified separately • Two locks per unit	30"	S7L/30375MHXMB	□□	□□□	□□□	40.0#	$ 1643
		36"	S7L/36375MHXMB	□□	□□□	□□□	45.0#	1897
		42"	S7L/42375MHXMB	□□	□□□	□□□	50.0#	2157
			Ⓐ	Ⓑ	Ⓒ	Ⓓ		

HOW TO ORDER

Indicate the following information on order form:
1. Quantity of each item.
2. Model number, including options. See "How To Build a Model Number".
3. Any special service required.

Note: • The □ indicates that a choice is required.
- The absence of the □ indicates that no choice is required.
- Alpha-numeric characters in place of □ indicate that no other alternatives are available.

HOW TO BUILD A MODEL NUMBER

Ⓐ Select basic model.

Ⓑ Select unit color.
Refer to the **Product Color Options** page in this price list.

Ⓒ Select lock option.

KA	- Key alike
KS	- Key standard
NLC	- No lock core

Ⓓ Select lock color.
Refer to the **Product Color Options** page in this price list.

SPECIAL SERVICES

Special Carton Marking

With specially marked information N/C

Shipping

Ships **assembled, FOB Pembroke, ON K8A 0E1, freight prepaid.** Freight class 70.

Specifications and prices are subject to change without prior notice.

Custom-Built Lateral Files
Accessories

Custom-Built Lateral Files
Accessories

	MODEL	W	MODEL NUMBER Basic Model	Unit Color	Lock Option	Lock Color	Approx. Packaged Weight	Delivered Pricing
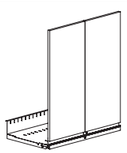 LTACU	**45" Hinged Markerboard Door Insert** • 43-1/2" hinged markerboard door, 1-1/2" locking tie bar shelf • Must be located at top of cabinet shell • Bottom shelf slotted to accept 33412DV plate dividers (not included) • All internal accessories must be specified separately • Two locks per unit	30"	S7L/30450MHXMB	□□	□□□	□□□	47.0#	$ 1899
		36"	S7L/36450MHXMB	□□	□□□	□□□	52.0#	2204
		42"	S7L/42450MHXMB	□□	□□□	□□□	57.0#	2514
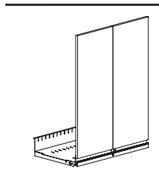 LTACU	**49-1/2" Hinged Markerboard Door Insert** • 48" hinged markerboard door, 1-1/2" locking tie bar shelf • Must be located at top of cabinet shell • Bottom shelf slotted to accept 33412DV plate dividers (not included) • All internal accessories must be specified separately • Two locks per unit	30"	S7L/30495MHXMB	□□	□□□	□□□	50.0#	$ 2052
		36"	S7L/36495MHXMB	□□	□□□	□□□	55.0#	2391
		42"	S7L/42495MHXMB	□□	□□□	□□□	60.0#	2732
			Ⓐ	Ⓑ	Ⓒ	Ⓓ		

HOW TO ORDER

Indicate the following information on order form:
1. Quantity of each item.
2. Model number, including options. See "How To Build a Model Number".
3. Any special service required.

Note: • The □ indicates that a choice is required.
- The absence of the □ indicates that no choice is required.
- Alpha-numeric characters in place of □ indicate that no other alternatives are available.

HOW TO BUILD A MODEL NUMBER

Ⓐ Select basic model.

Ⓑ Select unit color.
Refer to the **Product Color Options** page in this price list.

Ⓒ Select lock option.

KA	- Key alike
KS	- Key standard
NLC	- No lock core

Ⓓ Select lock color.
Refer to the **Product Color Options** page in this price list.

SPECIAL SERVICES

Special Carton Marking

With specially marked information N/C

Shipping

Ships **assembled, FOB Pembroke, ON K8A 0E1, freight prepaid.** Freight class 70.

Specifications and prices are subject to change without prior notice.

Custom-Built Lateral Files
Accessories

	MODEL	Features	W	MODEL NUMBER Basic Model	Unit Color	Lock Option	Lock Color	Approx. Packaged Weight	Delivered Pricing
 LTACU	**1-1/2" Tie Bar** • Use in 1-1/2" openings where no insert is required • Standard and included in all shells 65-9/32" and taller • Cannot be specified in bottom of cabinet or below posting shelf		30"	S7L/30015F	□□			3.0#	$ 77
			36"	S7L/36015F	□□			3.0#	77
			42"	S7L/42015F	□□			3.0#	77
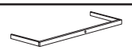 LTACU	**1-1/2" Locking Tie Bar** • Replaces standard cabinet lock and 1-1/2" tie bar • Use when lock is required at a location other than at top of cabinet • Can be installed in any position in any cabinet or below posting shelf		30"	S7L/3015LF	□□			7.0#	$ 197
			36"	S7L/3615LF	□□			10.0#	197
			42"	S7L/4215LF	□□			13.0#	197
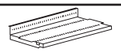 LTACU	**1-1/2" Tie Bar Shelf** • To be installed below receding door for binder storage • Use in place of 1-1/2" tie bar • Will accept 33412DV plate dividers (not included)		30"	S7L/3015FS	□□			9.0#	$ 207
			36"	S7L/3615FS	□□			12.0#	207
			42"	S7L/4215FS	□□			15.0#	207
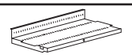 LTACU	**1-1/2" Locking Tie Bar Shelf** • To be installed below receding door for binder storage • Use in place of 1-1/2" locking tie bar • Will accept 33412DV plate dividers (not included)		30"	S7L/3015LFS	□□	□□□	□□□	11.0#	$ 246
			36"	S7L/3615LFS	□□	□□□	□□□	14.0#	246
			42"	S7L/4215LFS	□□	□□□	□□□	17.0#	246
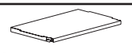 LTACU	**Blank Filler Shelf** • Can be used in place of tie bar shelf • No slots for dividers		30"	S7L/3015BFS	□□			9.0#	$ 202
			36"	S7L/3615BFS	□□			12.0#	208
			42"	S7L/4215BFS	□□			15.0#	223
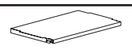 LTACU	**Locking Blank Filler Shelf** • Can be used in place of tie bar shelf • No slots for dividers		30"	S7L/3015BLFS	□□			9.0#	$ 257
			36"	S7L/3615BLFS	□□			12.0#	263
			42"	S7L/4215BLFS	□□			15.0#	294
HRDPT	**P-Series Keys** • Double bit design • Range of 200 different core/key numbers available • Must specify lock number(s) requested when ordering cut key or lock core/key sets	Lock Core/2 Key Set - Black		2.KP20522				0.4#	$ 15
		Lock Core/2 Key Set - Satin Chrome		2.KP20522.SC				0.4#	15
		Master Key		2.KP20550				0.2#	11
		Extractor Key		2.KP20551				0.2#	11
		Blank Key		2.KP20552				0.2#	3
		Cut Key		2.KP20557				0.2#	4
				Ⓐ	Ⓑ	Ⓒ	Ⓓ		

HOW TO ORDER

Indicate the following information on order form:
1. Quantity of each item.
2. Model number, including options. See "How To Build a Model Number".
3. Any special service required.

Note: • The □ indicates that a choice is required.
- The absence of the □ indicates that no choice is required.
- Alpha-numeric characters in place of □ indicate that no other alternatives are available.

HOW TO BUILD A MODEL NUMBER

Ⓐ Select basic model.

Ⓑ Select unit color.
Refer to the **Product Color Options** page in this price list.

Ⓒ Select lock option.

KA	- Key alike
KS	- Key standard
NLC	- No lock core

Ⓓ Select lock color.
Refer to the **Product Color Options** page in this price list.

SPECIAL SERVICES

Special Carton Marking

With specially marked information N/C

Shipping

Ships **assembled, FOB Pembroke, ON K8A 0E1, freight prepaid.** Freight class 70.

Specifications and prices are subject to change without prior notice.

Custom-Built Laminate Tops

700 Series® Lateral Files

Custom-Built Laminate Tops
700 Series® Lateral Files

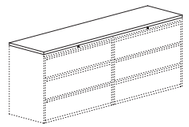

S7TP

Laminate Top for Side-by-Side Units

- Tops are manufactured to allow for 1/16" overhang on all sides
- Do not specify individual tops when ganging multiple units due to the 1/16" overhang; specify proper size top for correct configuration and alignment
- Tops attach with double-sided adhesive pre-applied to underside of top

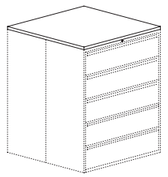

S7TP

Laminate Top for Back-to-Back Units

- Tops are manufactured to allow for 1/16" overhang on all sides
- Do not specify individual tops when ganging multiple units due to the 1/16" overhang; specify proper size top for correct configuration and alignment
- Tops attach with double-sided adhesive pre-applied to underside of top
- Tops are for Standard or Flat Front units only

		MODEL NUMBER						
Features	W x D x H	Basic Model	Edge Style	Surface Finish	Edge Color	Approx. Packaged Weight	Self Edge (SE)	74P Edge (74P)
Fits one 30" wide lateral	30 X 18 X 1-1/4"	S7L/3018T	□□□	□□□	□□□	18.0#	$ 359	$ 372
Fits one 36" wide lateral	36 X 18 X 1-1/4"	S7L/3618T	□□□	□□□	□□□	21.0#	405	427
Fits one 42" wide lateral	42 X 18 X 1-1/4"	S7L/4218T	□□□	□□□	□□□	25.0#	433	442
Fits two 30" wide laterals	60 X 18 X 1-1/4"	S7L/6018T	□□□	□□□	□□□	36.0#	512	538
Fits one 30" & one 36" wide laterals	66 X 18 X 1-1/4"	S7L/6618T	□□□	□□□	□□□	39.0#	533	560
Fits two 36" or one 30" & one 42" laterals	72 X 18 X 1-1/4"	S7L/7218T	□□□	□□□	□□□	43.0#	560	580
Fits one 36" & one 42" wide laterals	78 X 18 X 1-1/4"	S7L/7818T	□□□	□□□	□□□	46.0#	606	637
Fits two 42" wide laterals	84 X 18 X 1-1/4"	S7L/8418T	□□□	□□□	□□□	50.0#	671	698
Fits three 30" wide laterals	90 X 18 X 1-1/4"	S7L/9018T	□□□	□□□	□□□	53.0#	775	805
Fits two 30" & one 42" or one 30" & two 36"	102 X 18 X 1-1/4"	S7L/10218T	□□□	□□□	□□□	60.0#	937	986
Fits three 36" or one 30" & one 36" & one 42"	108 X 18 X 1-1/4"	S7L/10818T	□□□	□□□	□□□	64.0#	964	1007
Fits four 30" or one 36" & two 42" laterals	120 X 18 X 1-1/4"	S7L/12018T	□□□	□□□	□□□	71.0#	985	1035
Fits two 30" wide laterals	30 X 36 X 1-1/4"	S7L/3036T	□□□	□□□	□□□	36.0#	$ 498	$ 531
Fits two 36" wide laterals	36 X 36 X 1-1/4"	S7L/3636T	□□□	□□□	□□□	43.0#	551	580
Fits two 42" wide laterals	42 X 36 X 1-1/4"	S7L/4236T	□□□	□□□	□□□	50.0#	606	637
Fits four 30" wide laterals	60 X 36 X 1-1/4"	S7L/6036T	□□□	□□□	□□□	71.0#	860	902
Fits four 36" wide laterals	72 X 36 X 1-1/4"	S7L/7236T	□□□	□□□	□□□	85.0#	932	982
Fits four 42" wide laterals	84 X 36 X 1-1/4"	S7L/8436T	□□□	□□□	□□□	99.0#	998	1045
Fits six 30" wide laterals	90 X 36 X 1-1/4"	S7L/9036T	□□□	□□□	□□□	106.0#	1068	1119
Fits six 36" wide laterals	108 X 36 X 1-1/4"	S7L/10836T	□□□	□□□	□□□	127.0#	1556	1633
			Ⓐ	Ⓑ	Ⓒ	Ⓓ		

HOW TO ORDER

Indicate the following information on order form:
1. Quantity of each item.
2. Model number, including options. See "How To Build a Model Number".
3. Any special service required.

Note: • The □ indicates that a choice is required.
- The absence of the □ indicates that no choice is required.
- Alpha-numeric characters in place of □ indicate that no other alternatives are available.

HOW TO BUILD A MODEL NUMBER

Ⓐ Select basic model.

Ⓑ Select edge style.

SE	- Self edge
74P	- 74P edge

Ⓒ Select surface finish.
Refer to the **Product Color Options** page in this price list.
Surface finish offerings are based on edge style selections.

Ⓓ Select edge color.
Refer to the **Product Color Options** page in this price list.
Edge color offerings are based on edge style selections.

SPECIAL SERVICES

Special Carton Marking

With specially marked information N/C

Shipping
Ships **assembled, FOB Pembroke, ON K8A 0E1, freight prepaid.** Freight class 70.

Specifications and prices are subject to change without prior notice.

Custom-Built Laminate Tops

700 Series® OF Storage Cabinet

Custom-Built Laminate Tops

700 Series® OF Storage Cabinet

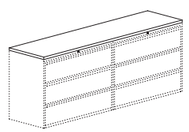

S7TP

Laminate Top for Side-by-Side Units

- High pressure laminate with particle-board core
- Self edge or 74P edge available
- Other sizes available upon request
- Tops are manufactured to allow for 1/16" overhang on all sides
- Do not specify individual tops when ganging multiple units due to the 1/16" overhang; specify proper size top for correct configuration and alignment
- Tops attach with double-sided adhesive pre-applied to underside of top

Features	W x D x H	MODEL NUMBER Basic Model	Edge Style	Surface Finish	Edge Color	Approx. Packaged Weight	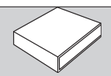 Self Edge (SE)	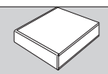 74P Edge (74P)
Fits one 30" wide optional front credenza	30 X 19 X 1-1/4"	S7L/3019T	□□□	□□□	□□□	19.0#	$ 362	$ 366
Fits one 36" wide optional front credenza	36 X 19 X 1-1/4"	S7L/3619T	□□□	□□□	□□□	22.0#	418	405
Fits one 42" wide optional front credenza	42 X 19 X 1-1/4"	S7L/4219T	□□□	□□□	□□□	26.0#	449	449
Fits two 30" wide optional front credenzas	60 X 19 X 1-1/4"	S7L/6019T	□□□	□□□	□□□	37.0#	631	628
Fits one 30" & one 36" wide credenza	66 X 19 X 1-1/4"	S7L/6619T	□□□	□□□	□□□	41.0#	693	712
Fits two 36" or one 30" & one 42" wide credenzas	72 X 19 X 1-1/4"	S7L/7219T	□□□	□□□	□□□	45.0#	731	716
Fits one 36" & one 42" wide credenza	78 X 19 X 1-1/4"	S7L/7819T	□□□	□□□	□□□	48.0#	799	818
Fits two 42" wide optional front credenzas	84 X 19 X 1-1/4"	S7L/8419T	□□□	□□□	□□□	52.0#	812	819
Fits three 30" wide optional front credenzas	90 X 19 X 1-1/4"	S7L/9019T	□□□	□□□	□□□	56.0#	864	887
Fits three 36" or one 30", 36" & 42" credenzas	108 X 19 X 1-1/4"	S7L/10819T	□□□	□□□	□□□	67.0#	1012	1041
Fits four 30" or one 36" & 42" credenzas	120 X 19 X 1-1/4"	S7L/12019T	□□□	□□□	□□□	75.0#	1068	1095
			Ⓐ	Ⓑ	Ⓒ	Ⓓ		

HOW TO ORDER

Indicate the following information on order form:
1. Quantity of each item.
2. Model number, including options. See "How To Build a Model Number".
3. Any special service required.

Note: • The □ indicates that a choice is required.
- The absence of the □ indicates that no choice is required.
- Alpha-numeric characters in place of □ indicate that no other alternatives are available.

HOW TO BUILD A MODEL NUMBER

Ⓐ Select basic model.

Ⓑ Select edge style.

SE	- Self edge
74P	- 74P edge

Ⓒ Select surface finish.
Refer to the **Product Color Options** page in this price list.
Surface finish offerings are based on edge style selections.

Ⓓ Select edge color.
Refer to the **Product Color Options** page in this price list.
Edge color offerings are based on edge style selections.

SPECIAL SERVICES

Special Carton Marking

With specially marked information	N/C

Shipping

Ships **assembled, FOB Pembroke, ON K8A 0E1, freight prepaid.** Freight class 70.

Specifications and prices are subject to change without prior notice.

700 Series® Bookcases
General Information

GENERAL INFORMATION

KI 700 Series Bookcases have been designed to optimally store standard three-ring binders on **all** shelves. Shelves are adjustable on 1" increments to accommodate other media storage needs.

The units described on the following pages are to suit the most common storage requirements. Other bookcase sizes can be built to suit specific needs.

Contact KI Customer Service for details.

Height
Bookcases are available in several standard heights. Non-standard heights will be considered through Product Modification Requests. Contact KI Customer Service for details. Heights include 1/8" allowance for leveling glides fully recessed.

Depth
Bookcases are available in two standard depths: 12" and 15".

Width
All bookcases are 30" and 36" wide.

Shelf Clearance
Refer to height and depth clearance dimensions.

CONSTRUCTION AND STANDARD FEATURES

Basic Shell
Shells are unique to bookcases, featuring a flush inner liner. The liner is punched to accept shelf brackets on 1" increments starting approximately 8" from the bottom of the cabinet and terminating approximately 8" from the top of the cabinet. The liners, top and bottom reinforcements are welded into a rigid box frame. The shell is constructed from 18- and 20-gauge steel, with multiple strategically-located offsets to maximize strength. The back is seamless. All corners are reinforced. Illustrated shell heights include 1/8" for adjustable glide in recessed position.

Shelves
Shelves are constructed using 22-gauge steel, formed 7/8" thick on the leading and trailing edges to enhance strength.

Adjustable Glides
Bookcases are supplied with four adjustable glides. The glides can be adjusted from inside the bookcase using a 1/4" hex socket wrench, or from outside the bookcase using a 7/8" wrench. Standard glides provide 3/4" adjustment; longer glides are also available. Overall bookcase heights include the glide in its recessed position.

Commercial Pack
This is the standard pack that KI offers on all files and storage products. This consists of a plastic poly bag placed over the unit, corrugated top and bottom cap, corner blocking and stretch wrap to keep the packaging intact.

Standard Paint Finishes
All KI products are iron phosphate treated prior to painting. This process enhances top coat bonding.

Powder coat application is a highbred epox . The paint is baked on to provide a scratch and stain resistant surface.

All inside and outside shell and front surfaces are painted with the same specified paint color. Interior components and accessories are painted a black finish. Mechanical components are black plated.

Color Match
KI offers the additional option of color matching paint, polypropylene, or wood stain through Product Modification Requests. Contact Customer Service for details.

Model Numbering System
Each character in the basic model number corresponds to a specific unit feature.
How to Build a Model Number
Example: 700 Series Bookcases

S7B	36	255	12	BL

S7B	Product name	**700 Series Bookcase**
36	Bookcase width	**36" wide**
255	Interior height (nominal)	**25 1/2" high**
12	Bookcase depth	**12" deep**
BL	Color code	**Black**

Inside Clear Dimensions

Bookcase Height	Inside Width		Inside Depth	
	30" model	36" model	12" model	15" model
28 15/32"	28 1/2"	34 1/2"	11 1/2"	14 1/2"
42 5/16"	28 1/2"	34 1/2"	11 1/2"	14 1/2"
54 9/16"	28 1/2"	34 1/2"	11 1/2"	14 1/2"
56 3/32"	28 1/2"	34 1/2"	11 1/2"	14 1/2"
66 13/16"	28 1/2"	34 1/2"	11 1/2"	14 1/2"

Bookcase Height	Top Opening	Middle Opening	Bottom Opening
28 15/32"	12 13/64"		12 23/64"
42 5/16"	12 37/64"	12 1/8"	12 47/64"
54 9/16"	12 61/64"	12 1/8"	13 7/64"
56 3/32"	14 1/4"	12 1/8"	12 5/16"
66 13/16"	12 9/16"	12 1/8"	12 23/32"

Note: Dimensions shown above are with shelves located to provide for storage of three-ring binders. Shelves are easily adjustable on 1" increments. Dimensions will vary according.

700 Series® Curve Bookcases
General Information

GENERAL INFORMATION

KI 700 Series Curve Bookcases have been designed to optimally store standard three-ring binders on all shelves. Shelves are adjustable on 1" increments to accommodate other media storage needs.

The units described on the following pages are to suit the most common storage requirements. Other bookcase sizes can be built to suit specific needs. Contact KI Customer Service for details.

Height
Bookcases are available in several standard heights. Non-standard heights will be considered through Product Modification Requests. Contact KI Customer Service for details. Heights include 1/8" allowance for leveling glides fully recessed.

Depth
Bookcases are available in two standard depths: 12" and 15".

Width
All bookcases are 30" and 36" wide.

Shelf Clearance
Refer to height and depth clearance dimensions.

CONSTRUCTION AND STANDARD FEATURES

Basic Shell
Shells are unique to bookcases, featuring a flush inner liner. The liner is punched to accept shelf brackets on 1" increments, starting approximately 8" from the bottom of the cabinet and terminating approximately 8" from the top of the cabinet. The liners, top and bottom reinforcements are welded into a rigid box frame. The shell is constructed from 18- and 20-gauge steel, with multiple strategically located offsets to maximize strength. The back is seamless. All corners are reinforced.

Illustrated shell heights include 7/8" for adjustable glide in recessed position.

Shelves
Shelves are constructed using 22-gauge steel, formed 1/8" thick on the leading and trailing edges to enhance strength.

Adjustable Glides
Bookcases are supplied with four adjustable glides. The glides can be adjusted from inside the bookcase using a 3/4" hex socket wrench, or from outside the bookcase using a 7/8" wrench. Standard glides provide 3/4" adjustment; longer glides are also available. Overall bookcase heights include the glide in its recessed position.

Standard Paint Finishes
All KI products are chemically etched prior to painting. This process enhances top coat bonding. The top coat is a high solids modified polyester enamel. The enamel is baked on to provide a scratch-and stain-resistant surface.

All inside and outside shell and drawer front surfaces are painted with the same specified paint color.

Interior components and accessories are Dark Tone. Mechanical components are black chrome-plated.

Powder coated/enamel finish colors shown in Product Color Options page are standard and available where specifications call for painted surfaces.

Commercial Pack
This is the standard pack that KI offers on all files and storage products. This consists of a plastic poly bag placed over the unit, corrugated top and bottom cap, corner blocking and stretch wrap to keep the packaging intact.

Standard Paint Finishes
All KI products are iron phosphate treated prior to painting. This process enhances top coat bonding. The wet coat application is either alkyd or acrylic paint finish. The powder coat application is a highbred epoxy. The paint is baked on to provide a scratch and stain resistant surface.

All inside and outside shell and front surfaces are painted with the same specified paint color. Interior components and accessories are painted a black finish. Mechanical components are black plated.

Powder coated/enamel finish colors shown are standard and are available where specifications call for painted surfaces.

Color Match
KI offers the additional option of color matching paint, polypropylene, or wood stain through Product Modification Requests. Contact Customer Service for details.

Model Numbering System
Each character in the basic model number corresponds to a specific unit feature.
How to Build a Model Number
Example: 700 Series Bookcases

S7CB	36	255	12	BL

S7CB	Product name	**700 Series Curve Bookcase**
36	Bookcase width	**36" wide**
255	Interior height (nominal)	**25 1/2" high**
12	Bookcase depth	**12" deep**
BL	Color code	**Black**

Inside Clear Dimensions

Bookcase Height	Inside Width		Inside Depth	
	30" model	36" model	12" model	15" model
28 19/32"	28 1/2"	34 1/2"	11 1/2"	14 1/2"
42 5/16"	28 1/2"	34 1/2"	11 1/2"	14 1/2"
54 5/16"	28 1/2"	34 1/2"	11 1/2"	14 1/2"
66 13/16"	28 1/2"	34 1/2"	11 1/2"	14 1/2"

Bookcase Height	Top Opening	Middle Opening	Bottom Opening
28 19/32"	12 13/64"		12 23/64"
42 5/16"	12 57/64"	12 1/8"	12 57/64"
54 5/16"	12 51/64"	12 1/8"	13 7/64"
66 13/16"	12 7/8"	12 1/8"	12 29/32"

Note: Dimensions shown above are with shelves located to provide for storage of three-ring binders. Shelves are easily adjustable on 1" increments. Dimensions will vary according.

Bookcases
700 Series® 12" Deep

KI

Bookcases
700 Series® 12" Deep

	MODEL	W x D	MODEL NUMBER Basic Model	MODEL NUMBER Unit Color	Approx. Packaged Weight	Delivered Pricing
 CIBKU	**28-17/32" High** • One adjustable shelf	30 x 12"	S7B/3025512	□□	47.0#	$ 603
		36 x 12"	S7B/3625512	□□	50.0#	725
 CIBKU	**42-5/16" High** • Two adjustable shelves	30 x 12"	S7B/3039012	□□	61.0#	$ 811
		36 x 12"	S7B/3639012	□□	65.0#	870
 CIBKU	**54-9/16" High** • Three adjustable shelves	30 x 12"	S7B/3051012	□□	80.0#	$ 942
		36 x 12"	S7B/3651012	□□	85.0#	1089
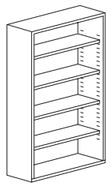 CIBKU	**66-13/16" High** • Four adjustable shelves	30 x 12"	S7B/3063012	□□	99.0#	$ 1136
		36 x 12"	S7B/3663012	□□	105.0#	1306
			Ⓐ	Ⓑ		

HOW TO ORDER

Indicate the following information on order form:
1. Quantity of each item.
2. Model number, including options. See "How To Build a Model Number".
3. Any special service required.

Note: • The □ indicates that a choice is required.
- The absence of the □ indicates that no choice is required.
- Alpha-numeric characters in place of □ indicate that no other alternatives are available.

HOW TO BUILD A MODEL NUMBER

Ⓐ Select basic model.

Ⓑ Select unit color.
Refer to the **Product Color Options** page in this price list.

INFORMATION

Height
All dimensions shown include 1/4" allowance for glides in recessed position.

Accessories
See accessory section for accessories that can be ordered separately.

Weights
Figures provided are approximate and reflect packaged product without additional accessories.

SPECIAL SERVICES

Special Carton Marking

With specially marked information N/C

Shipping
Ships **assembled, FOB Pembroke, ON K8A 0E1, freight prepaid.** Freight class 70.

Specifications and prices are subject to change without prior notice.

Bookcases
700 Series® Curve 12" Deep

Bookcases
700 Series® Curve 12" Deep

	MODEL	W x D	MODEL NUMBER Basic Model	MODEL NUMBER Unit Color	Approx. Packaged Weight	Delivered Pricing
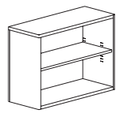 S7BK	**28-17/32" High** • One adjustable shelf	30 x 12"	S7CB3025512	□□□	47.0#	$ 678
		36 x 12"	S7CB3625512	□□□	50.0#	812
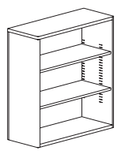 S7BK	**42-5/16" High** • Two adjustable shelves	30 x 12"	S7CB3039012	□□□	61.0#	$ 905
		36 x 12"	S7CB3639012	□□□	63.0#	968
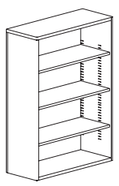 S7BK	**54-9/16" High** • Three adjustable shelves	30 x 12"	S7CB3051012	□□□	80.0#	$ 1053
		36 x 12"	S7CB3651012	□□□	85.0#	1223
			Ⓐ	Ⓑ		

HOW TO ORDER

Indicate the following information on order form:
1. Quantity of each item.
2. Model number, including options. See "How To Build a Model Number".
3. Any special service required.

Note: • The □ indicates that a choice is required.
- The absence of the □ indicates that no choice is required.
- Alpha-numeric characters in place of □ indicate that no other alternatives are available.

HOW TO BUILD A MODEL NUMBER

Ⓐ Select basic model.

Ⓑ Select unit color.
Refer to the **Product Color Options** page in this price list.

INFORMATION

Height
All dimensions shown include 1/8" allowance for glides in recessed position.

Weights
Figures provided are approximate and reflect packaged product without additional accessories.

SPECIAL SERVICES

Special Carton Marking

With specially marked information	N/C

Shipping
Ships **assembled, FOB Pembroke, ON K8A 0E1, freight prepaid.** Freight class 70.

Specifications and prices are subject to change without prior notice.

Bookcases
700 Series® Curve 12" Deep

Bookcases
700 Series® Curve 12" Deep

	MODEL	W x D	MODEL NUMBER: Basic Model (A)	MODEL NUMBER: Unit Color (B)	Approx. Packaged Weight	Delivered Pricing
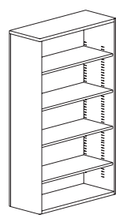 S7BK	**66-13/16" High** • Four adjustable shelves	30 x 12"	S7CB3063012	□□□	99.0#	$ 1272
		36 x 12"	S7CB3663012	□□□	105.0#	1466

HOW TO ORDER

Indicate the following information on order form:
1. Quantity of each item.
2. Model number, including options. See "How To Build a Model Number".
3. Any special service required.

Note: • The □ indicates that a choice is required.
- The absence of the □ indicates that no choice is required.
- Alpha-numeric characters in place of □ indicate that no other alternatives are available.

HOW TO BUILD A MODEL NUMBER

Ⓐ Select basic model.

Ⓑ Select unit color.
Refer to the **Product Color Options** page in this price list.

INFORMATION

Height
All dimensions shown include 1/8" allowance for glides in recessed position.

Weights
Figures provided are approximate and reflect packaged product without additional accessories.

SPECIAL SERVICES

Special Carton Marking

With specially marked information	N/C

Shipping
Ships **assembled, FOB Pembroke, ON K8A 0E1, freight prepaid.** Freight class 70.

Specifications and prices are subject to change without prior notice.

Bookcases
700 Series® 15" Deep

Bookcases
700 Series® 15" Deep

	MODEL	W x D	MODEL NUMBER Basic Model	MODEL NUMBER Unit Color	Approx. Packaged Weight	Delivered Pricing
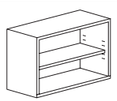 CIBKU	**28-17/32" High** • One adjustable shelf	30 x 15"	S7B/3025515	☐☐	52.0#	$ 649
		36 x 15"	S7B/3625515	☐☐	55.0#	768
 CIBKU	**42-5/16" High** • Two adjustable shelves	30 x 15"	S7B/3039015	☐☐	66.0#	$ 837
		36 x 15"	S7B/3639015	☐☐	70.0#	927
 CIBKU	**54-9/16" High** • Three adjustable shelves	30 x 15"	S7B/3051015	☐☐	85.0#	$ 1010
		36 x 15"	S7B/3651015	☐☐	90.0#	1120
			Ⓐ	Ⓑ		

HOW TO ORDER

Indicate the following information on order form:
1. Quantity of each item.
2. Model number, including options. See "How To Build a Model Number".
3. Any special service required.

Note: • The ☐ indicates that a choice is required.
- The absence of the ☐ indicates that no choice is required.
- Alpha-numeric characters in place of ☐ indicate that no other alternatives are available.

HOW TO BUILD A MODEL NUMBER

Ⓐ Select basic model.

Ⓑ Select unit color.
Refer to the **Product Color Options** page in this price list.

INFORMATION

Height
All dimensions shown include 1/4" allowance for glides in recessed position.

Accessories
See accessory section for accessories that can be ordered separately.

Weights
Figures provided are approximate and reflect packaged product without additional accessories.

SPECIAL SERVICES

Special Carton Marking

With specially marked information	N/C

Shipping
Ships **assembled, FOB Pembroke, ON K8A 0E1, freight prepaid.** Freight class 70.

Specifications and prices are subject to change without prior notice.

Bookcases
700 Series® 15" Deep

Bookcases
700 Series® 15" Deep

	MODEL	W x D	MODEL NUMBER Basic Model	MODEL NUMBER Unit Color	Approx. Packaged Weight	Delivered Pricing
 CIBKU	**56-5/32" High** • Three adjustable shelves	30 x 15"	S7B/3052515	□□	95.0#	$ 1071
		36 x 15"	S7B/3652515	□□	100.0#	1114
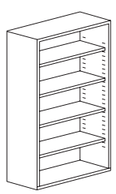 CIBKU	**66-13/16" High** • Four adjustable shelves	30 x 15"	S7B/3063015	□□	104.0#	$ 1212
		36 x 15"	S7B/3663015	□□	110.0#	1398
			Ⓐ	Ⓑ		

HOW TO ORDER

Indicate the following information on order form:
1. Quantity of each item.
2. Model number, including options. See "How To Build a Model Number".
3. Any special service required.

Note: • The □ indicates that a choice is required.
- The absence of the □ indicates that no choice is required.
- Alpha-numeric characters in place of □ indicate that no other alternatives are available.

HOW TO BUILD A MODEL NUMBER

Ⓐ Select basic model.

Ⓑ Select unit color.
Refer to the **Product Color Options** page in this price list.

INFORMATION

Height
All dimensions shown include 1/4" allowance for glides in recessed position.

Accessories
See accessory section for accessories that can be ordered separately.

Weights
Figures provided are approximate and reflect packaged product without additional accessories.

SPECIAL SERVICES

Special Carton Marking

With specially marked information	N/C

Shipping
Ships **assembled, FOB Pembroke, ON K8A 0E1, freight prepaid.** Freight class 70.

Specifications and prices are subject to change without prior notice.

Bookcases
700 Series® Curve 15" Deep

Bookcases
700 Series® Curve 15" Deep

	MODEL	W x D	MODEL NUMBER Basic Model	MODEL NUMBER Unit Color	Approx. Packaged Weight	Delivered Pricing
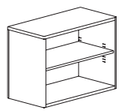 S7BK	**28-17/32" High** • One adjustable shelf	30 x 15"	S7CB3025515	□□□	52.0#	$ 698
		36 x 15"	S7CB3625515	□□□	55.0#	827
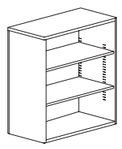 S7BK	**42-5/16" High** • Two adjustable shelves	30 x 15"	S7CB3039015	□□□	66.0#	$ 902
		36 x 15"	S7CB3639015	□□□	70.0#	998
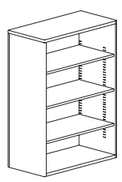 S7BK	**54-9/16" High** • Three adjustable shelves	30 x 15"	S7CB3051015	□□□	85.0#	$ 1087
		36 x 15"	S7CB3651015	□□□	90.0#	1207
			Ⓐ	Ⓑ		

HOW TO ORDER

Indicate the following information on order form:
1. Quantity of each item.
2. Model number, including options. See "How To Build a Model Number".
3. Any special service required.

Note: • The □ indicates that a choice is required.
- The absence of the □ indicates that no choice is required.
- Alpha-numeric characters in place of □ indicate that no other alternatives are available.

HOW TO BUILD A MODEL NUMBER

Ⓐ Select basic model.

Ⓑ Select unit color.
Refer to the **Product Color Options** page in this price list.

INFORMATION

Height
All dimensions shown include 1/8" allowance for glides in recessed position.

Weights
Figures provided are approximate and reflect packaged product without additional accessories.

SPECIAL SERVICES

Special Carton Marking

With specially marked information	N/C

Shipping
Ships **assembled, FOB Pembroke, ON K8A 0E1, freight prepaid.** Freight class 70.

Specifications and prices are subject to change without prior notice.

Bookcases
700 Series® Curve 15" Deep

Bookcases
700 Series® Curve 15" Deep

	MODEL	W x D	MODEL NUMBER Basic Model	MODEL NUMBER Unit Color	Approx. Packaged Weight	Delivered Pricing
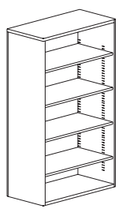 S7BK	**66-13/16" High** • Four adjustable shelves	30 x 15"	S7CB3063015	□□□	104.0#	$ 1309
		36 x 15"	S7CB3663015	□□□	110.0#	1503
			Ⓐ	Ⓑ		

HOW TO ORDER

Indicate the following information on order form:
1. Quantity of each item.
2. Model number, including options. See "How To Build a Model Number".
3. Any special service required.

Note: • The □ indicates that a choice is required.
- The absence of the □ indicates that no choice is required.
- Alpha-numeric characters in place of □ indicate that no other alternatives are available.

HOW TO BUILD A MODEL NUMBER

Ⓐ Select basic model.

Ⓑ Select unit color.
Refer to the **Product Color Options** page in this price list.

INFORMATION

Height
All dimensions shown include 1/8" allowance for glides in recessed position.

Weights
Figures provided are approximate and reflect packaged product without additional accessories.

SPECIAL SERVICES

Special Carton Marking

With specially marked information	N/C

Shipping
Ships **assembled, FOB Pembroke, ON K8A 0E1, freight prepaid.** Freight class 70.

Specifications and prices are subject to change without prior notice.

Bookcase Accessories

Bookcase Accessories

	MODEL	Features	W x D x H	MODEL NUMBER Basic Model	MODEL NUMBER Unit Color	Approx. Packaged Weight	Delivered Pricing
 LTACU	**Blank Shelf** • Must specify color	For 12" D bookcases only	30 x 12 x 1"	S7B/3012BS	□□	5.0#	$ 97
		For 15" D bookcases only	30 x 15 x 1"	S7B/3015BS	□□	6.0#	105
		For 12" D bookcases only	36 x 12 x 1"	S7B/3612BS	□□	6.0#	133
		For 15" D bookcases only	36 x 15 x 1"	S7B/3615BS	□□	7.0#	142
 LTACU	**Book End Support** • Black finish only	For all 12" D bookcase shelves	1-1/2 x 12 x 8"	S7B/BES12		2.0#	$ 46
		For all 15" D bookcase shelves	1-1/2 x 15 x 8"	S7B/BES15		2.0#	50
				Ⓐ	Ⓑ		

HOW TO ORDER

Indicate the following information on order form:
1. Quantity of each item.
2. Model number, including options. See "How To Build a Model Number".
3. Any special service required.

Note: • The □ indicates that a choice is required.
- The absence of the □ indicates that no choice is required.
- Alpha-numeric characters in place of □ indicate that no other alternatives are available.

HOW TO BUILD A MODEL NUMBER

Ⓐ Select basic model.

Ⓑ Select unit color.
Refer to the **Product Color Options** page in this price list.

SPECIAL SERVICES

Special Carton Marking

With specially marked information N/C

Shipping

Ships **assembled, FOB Pembroke, ON K8A 0E1, freight prepaid.** Freight class 70.

Specifications and prices are subject to change without prior notice.

Bookcase Laminate Tops

Bookcase Laminate Tops

	Features	W x D x H	MODEL NUMBER Basic Model	Edge Style Ⓑ	Edge Color Ⓒ	Surface Finish Ⓓ	Approx. Packaged Weight	Self Edge (SE)	74P Edge (74P)
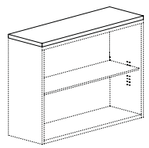 S7TP	Fits one 30" wide bookcase	30 x 12 x 1-1/4"	S7B/3012T	□□□	□□□	□□□	12.0#	$ 380	$ 396
	Fits one 36" wide bookcase	36 x 12 x 1-1/4"	S7B/3612T	□□□	□□□	□□□	14.0#	435	455
	Fits two 30" wide bookcases	60 x 12 x 1-1/4"	S7B/6012T	□□□	□□□	□□□	24.0#	637	672
	Fits two 36" or one 30" & one 42" wide bookcases	72 x 12 x 1-1/4"	S7B/7212T	□□□	□□□	□□□	29.0#	793	826
Laminate Top for 12" Deep Bookcases • High pressure laminate with particle-board core • Self edge or 74P edge available • Other sizes available upon request									
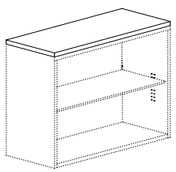 S7TP	Fits one 30" wide bookcase	30 x 15 x 1-1/4"	S7B/3015T	□□□	□□□	□□□	15.0#	$ 385	$ 406
	Fits one 36" wide bookcase	36 x 15 x 1-1/4"	S7B/3615T	□□□	□□□	□□□	18.0#	435	457
	Fits two 30" wide bookcases	60 x 15 x 1-1/4"	S7B/6015T	□□□	□□□	□□□	30.0#	637	672
	Fits two 36" or one 30" & one 42" wide bookcases	72 x 15 x 1-1/4"	S7B/7215T	□□□	□□□	□□□	36.0#	793	826
Laminate Top for 15" Deep Bookcases • High pressure laminate with particle-board core • Self edge or 74P edge available • Other sizes available upon request									
			Ⓐ	Ⓑ	Ⓒ	Ⓓ			

HOW TO ORDER

Indicate the following information on order form:
1. Quantity of each item.
2. Model number, including options. See "How To Build a Model Number".
3. Any special service required.

Note: • The □ indicates that a choice is required.
• The absence of the □ indicates that no choice is required.
• Alpha-numeric characters in place of □ indicate that no other alternatives are available.

HOW TO BUILD A MODEL NUMBER

Ⓐ Select basic model.

Ⓑ Select edge style.

SE	- Self edge
74P	- 74P edge

Ⓒ Select edge color.
Refer to the **Product Color Options** page in this price list.
Edge color offerings are based on edge style selections.

Ⓓ Select surface finish.
Refer to the **Product Color Options** page in this price list.
Surface finish offerings are based on edge style selections.

SPECIAL SERVICES

Special Carton Marking

With specially marked information	N/C

Shipping

Ships **assembled, FOB Pembroke, ON K8A 0E1, freight prepaid.** Freight class 70.

Specifications and prices are subject to change without prior notice.

700 Series® Pedestals
General Information

GENERAL INFORMATION

KI 700 Series pedestals are available in sizes and drawer combinations to suit any personal storage requirement. Freestanding and mobile units are designed to fit below most worksurfaces. Hanging and worksurface supporting units are sized to fit under KI Systems furniture. A mounting kit is provided with each unit to allow installation under other compatible workstations.

Preconfigured Units
To simplify the specification process, KI offers preconfigured pedestals in the most popular sizes with the most popular internal components. These units are assembled using standard components.

Height
Four pedestal styles are available. Heights include 1/4" allowance for leveling glides fully recessed.
Worksurface Supporting: 27-7/8"
Freestanding: 22-3/8", 25-5/16"
Mobile: 24-11/16", 27-5/8"
Hanging: 19-3/16", 22-1/8"

Depth
All lateral files and storage cabinets are 18" deep.

Width
Lateral files and storage cabinets are available in three standard widths: 30", 36" and 42".

Drawer Dimensions
Refer to the illustrations for the range of drawer sizes and the height clearance of each.

CONSTRUCTION AND STANDARD FEATURES
Basic Shell
Twenty-gauge steel body with 20-gauge steel top and box frame front and back uprights. Uprights are notched in 3" intervals for drawer suspension mounting.

Drawers
Drawer fronts, two-piece metal construction, 22-gauge steel outerskin welded to 22-gauge inner liner with full-width flush inset or overlap front of pedestal.

Three-inch pencil drawer, single wall two-piece construction. Body 22-gauge, back 22-gauge. Operates on two section 3/4 extension ball bearing suspension.

Six-inch box drawer, single wall two-piece construction. Body 22-gauge, back 22-gauge. Operates on two-section 3/4 extension ball-bearing suspension.

Twelve-inch file, single wall, two-piece construction. Front liner 20-gauge, body 22-gauge. Mounted on full extension slide arm suspensions.

Adjustable Glides
Freestanding and floor supporting pedestals include four glides, adjustable from outside the cabinet. Standard glides provide 1" adjustment

Counterbalance
Counterbalance weight is included on all mobile units (file/file) that do not use the 5th wheel under the bottom drawer. Counterbalance weight is recommended in all freestanding units.

Caster Kit
Consists of four twin-wheel hooded casters. Front two casters are locking; rear two casters are non-locking. 1-1/4" 5th wheel caster is included for model specific units.

Locks
Locks are standard on all units. Locks are a high-security double-bit design. One KI breakaway key and one standard key are included with each lock. Units are standard with random keys in a range of 200 different numbers (994 key numbers are available to order). Specific key combinations are available at no additional charge. This information must be included with the order.

Locks can be master keyed. Please see the accessories sections of this price book for ordering keys. Available keys are:
- Lock Core/Keys - Lock core and 2 keys are used in P-Series lock housings. Indicate in order notes if a specific core number is required.
- Master Key - Single key which opens any P-Series lock.
- Extractor Key - Single key which extracts any P-Series lock core.
- Blank Key - Single uncut P-Series key to be cut as required by locksmith.
- Cut Key - 2 keys for a specific P-Series lock core number as indicated in the order notes.

All locks have removable and interchangeable plugs. This feature provides for on-site custom keying. Units can be supplied with the lock plugs installed or shipped separately. To install or remove lock plugs, a unique key is required. This key is the extractor (core-removal) key and can be found in the storage accessories portions of this price book. Contact customer service to order lock accessories. To order plugs for field installation, specify “lock plugs not installed” on order. Order must specify total quantity of specific key numbered locks.

Example: 30 plugs
3 keyed alike
10 keyed alike
17 keyed alike

Commercial Pack
This is the standard pack that KI offers on all files and storage products. This consists of a plastic poly bag placed over the unit, corrugated top and bottom cap, corner blocking and stretch wrap to keep the packaging intact.

Standard Paint Finishes
All KI products are iron phosphate treated prior to painting. This process enhances top coat bonding. Powder coat application is a highbred epoxy. The paint is baked on to provide a scratch and stain resistant surface. All inside and outside shell and front surfaces are painted with the same specified paint color. Interior components and accessories are painted a black finish. Mechanical components are black plated.

Color Match
KI offers the additional option of color matching paint, polypropylene, or wood stain through Product Modification Requests. Contact Customer Service for details.

INSTALLATION
Caution Labels
Caution and safety-related information is contained on a peel-off label affixed to the front of the cabinet. This label is to be removed by the customer.
Caution: Information is also permanently affixed to the left side of the top drawer. Both labels contain important installation and loading information

Field Reconfiguration
As needs change, KI lateral files and storage cabinets can readily be field-changed; however, this process should be undertaken by a qualified service technician.

Model Numbering System
Each character in the basic model number corresponds to a specific unit feature.
How to Build a Model Number
Example: 700 Series Pedestals

						Optional Picks
S7P	**15**	**24**	**F**	**FF**	**BL**	**CBW50**

S7P	Product name	**700 Series Pedestal**
15	Cabinet width	**15" wide**
24	Cabinet depth (nominal)	**24" depth**
F	Pedestal type	**Freestanding**
FF	Drawer type	**Two 12" file drawers**
BL	Color code	**Black**
CBW50	Optional	**50# Counterbalance weight**

Each pedestal type and accessory has a corresponding character:

M	Mobile
H	Hanging/suspended
F	Freestanding
W	Worksurface supporting
P	3" pencil drawer
B	6" box drawer
F	12" file drawer

Inside Dimensions of Drawers

	17⅝"D PEDESTAL			**21⅝"D PEDESTAL**			**27⅝"D PEDESTAL**		
	W	**D**	H	W	**D**	H	W	**D**	H
3" Pencil	12⅛"	**16¼"**	2 3/16"	12⅛"	**19⅝"**	2 3/16"	12⅛"	**25 13/16"**	2 3/16"
6" Box	12⅛"	**16¼"**	5⅛"	12⅛"	**19⅝"**	5⅛"	12⅛"	**25 13/16"**	5⅛"
12" File	12⅛"	**15¾"**	11"	12⅛"	**18 13/16"**	11"	12⅛"	**25⅝"**	11"

Pedestal Heights and Depths

	Depths	**Heights Including Glides**	**Heights Including Casters**	**Heights Without Glides/Casters**
Freestanding	17⅝", 21⅝", 27⅝"	22 3/8", 25 5/16"		
Mobile	17⅝", 21⅝", 27⅝"		21¾", 24⅝", 27 9/16"	
Hanging	17⅝", 21⅝", 27⅝"			19 3/16", 22⅛", 25 1/16"
Worksurface supporting	17⅝", 21⅝", 27⅝"	27⅞"		

Pedestals - Mobile and Freestanding
700 Series®

Pedestals - Mobile and Freestanding
700 Series®

	MODEL	Features	W x D x H	MODEL NUMBER: Basic Model	Pull Option	Unit Color	Optional Counter-balance Weight	Lock Option	Lock Color	Approx. Packaged Weight	Delivered Pricing	Counter-balance Weight add to list price
 S7PDU	**Pedestal - BFTP** • Top surface of pedestal has black, four compartment pencil tray and black recessed pull • 6" box drawer with partition • 12" file drawer with partition • 5th wheel in lieu of counterbalance weight • Counterbalance weight not required • Only use 21-5/8" D peds with 30" D desks	Mobile	15 x 21-5/8 x 21-3/4"	S7P/1524MBFTP	□□□	□□		□□	□□	79.0#	$ 1111	N/A
 S7PDU	**Pedestal - BF** • One 6" box drawer, one 12" file drawer with hanging folder partition • 5th wheel in lieu of counterbalance weight in mobile units • Counterbalance weight required in freestanding units • Only use 21-5/8" D peds with 30" D desks	Mobile	15 x 17-5/8 x 21-3/4"	S7P/1520MBF	□□□	□□		□□	□□	79.0#	$ 967	N/A
		Mobile	15 x 21-5/8 x 21-3/4"	S7P/1524MBF	□□□	□□		□□	□□	90.0#	1111	N/A
		Mobile	15 x 27-5/8 x 21-3/4"	S7P/1530MBF	□□□	□□		□□	□□	93.0#	1111	N/A
 S7PDU	**Pedestal - BBB** • Three 6" box drawers • Counterbalance weight required in mobile units • Counterbalance weight required in freestanding units • Only use 21-5/8" D peds with 30" D desks	Mobile	15 x 17-5/8 x 21-3/4"	S7P/1520MBBB	□□□	□□		□□	□□	83.0#	$ 1111	N/A
		Mobile	15 x 21-5/8 x 21-3/4"	S7P/1524MBBB	□□□	□□		□□	□□	92.0#	1078	N/A
		Mobile	15 x 27-5/8 x 21-3/4"	S7P/1530MBBB	□□□	□□		□□	□□	95.0#	1078	N/A
 S7PDU	**Pedestal - PBF** • One 3" pencil drawer; one 6" box drawer; one 12" file drawer with hanging folder partition • Mobile units include 5th wheel in lieu of counterbalance weight • Counterbalance is required in freestanding pedestals • Only use 21-5/8" D peds with 30" D desks	Freestanding	15 x 17-5/8 x 22-3/8"	S7P/1520FPBF	□□□	□□	□□□	□□	□□	53.0#	$ 1015	$ 232
		Mobile	15 x 17-5/8 x 24-11/16"	S7P/1520MPBF	□□□	□□		□□	□□	89.0#	1212	N/A
		Freestanding	15 x 21-5/8 x 22-3/8"	S7P/1524FPBF	□□□	□□	□□□	□□	□□	55.0#	1070	198
		Mobile	15 x 21-5/8 x 24-11/16"	S7P/1524MPBF	□□□	□□		□□	□□	90.0#	1154	N/A
		Freestanding	15 x 27-5/8 x 22-3/8"	S7P/1530FPBF	□□□	□□	□□□	□□	□□	75.0#	1140	113
		Mobile	15 x 27-5/8 x 24-11/16"	S7P/1530MPBF	□□□	□□		□□	□□	95.0#	1226	N/A
				Ⓐ	Ⓑ	Ⓒ	Ⓓ	Ⓔ	Ⓕ			

HOW TO ORDER

Indicate the following information on order form:
1. Quantity of each item.
2. Model number, including options. See "How To Build a Model Number".
3. Any special service required.

Note: • The □ indicates that a choice is required.
• The absence of the □ indicates that no choice is required.
• Alpha-numeric characters in place of □ indicate that no other alternatives are available.

HOW TO BUILD A MODEL NUMBER

Ⓐ Select basic model.

Ⓑ Select pull option.

ALBT	- Aluminum bow tie pull
ALMT	- Aluminum metric pull
ARCN	- Arc nickel pull
CLSC	- Classic (inset pull)
CZP	- Connection Zone pull
NKBT	- Nickel bow tie pull
RETN	- Retro nickel pull

Ⓒ Select unit and drawer color.
Refer to the **Product Color Options** page in this price list.

Ⓓ Select counterbalance weight.

CBW	- With Counterbalance
NOCBW	- No Counterbalance

See pricing column for counterbalance weight upcharge.

Ⓔ Select lock option.

KA	- Key alike
KS	- Key standard
NLC	- No lock core

Ⓕ Select lock color.
Refer to the **Product Color Options** page in this price list.

INFORMATION

Height
All freestanding pedestals include 1/4" allowance for glides in recessed position. Mobile pedestals include 2-5/16" allowance for casters.

Accessories
See accessory section for accessories that can be ordered separately.

Weights
Figures provided are approximate and reflect packaged product without additional accessories.

SPECIAL SERVICES

Special Carton Marking

With specially marked information	N/C

Shipping
Ships **assembled, FOB Pembroke, ON K8A 0E1, freight prepaid.** Freight class 70.

Specifications and prices are subject to change without prior notice.

Pedestals - Mobile and Freestanding
700 Series®

Pedestals - Mobile and Freestanding
700 Series®

	MODEL	Features	W x D x H	MODEL NUMBER: Basic Model	Pull Option	Unit Color	Optional Counterbalance Weight	Lock Option	Lock Color	Approx. Packaged Weight	Delivered Pricing	Counterbalance Weight add to list price
 S7PDU	**Pedestal - FF** • Two 12" file drawers with hanging folder partitions • Counterbalance weight: included in mobile unit; required in freestanding pedestals • Only use 21-5/8" D peds with 30" D desks	Freestanding	15 x 17-5/8 x 25-5/16"	S7P/1520FFF	□□□	□□	□□□	□□	□□	55.0#	$ 928	$ 232
		Mobile	15 x 17-5/8 x 27-5/8"	S7P/1520MFF	□□□	□□		□□	□□	93.0#	1029	N/A
		Freestanding	15 x 21-5/8 x 25-5/16"	S7P/1524FFF	□□□	□□	□□□	□□	□□	55.0#	975	198
		Mobile	15 x 21-5/8 x 27-5/8"	S7P/1524MFF	□□□	□□		□□	□□	90.0#	1068	N/A
		Freestanding	15 x 27-5/8 x 25-5/16"	S7P/1530FFF	□□□	□□	□□□	□□	□□	75.0#	1038	113
		Mobile	15 x 27-5/8 x 27-5/8"	S7P/1530MFF	□□□	□□		□□	□□	95.0#	1125	N/A
 S7PDU	**Pedestal - BBF** • Two 6" box drawers; one 12" file drawer with hanging folder partition • 5th wheel in lieu of counterbalance weight in mobile units • Counterbalance weight required in freestanding units • Only use 21-5/8" D peds with 30" D desks	Freestanding	15 x 17-5/8 x 25-5/16"	S7P/1520FBBF	□□□	□□	□□□	□□	□□	57.0#	$ 975	$ 232
		Mobile	15 x 17-5/8 x 27-5/8"	S7P/1520MBBF	□□□	□□		□□	□□	93.0#	1120	N/A
		Freestanding	15 x 21-5/8 x 25-5/16"	S7P/1524FBBF	□□□	□□	□□□	□□	□□	60.0#	1029	198
		Mobile	15 x 21-5/8 x 27-5/8"	S7P/1524MBBF	□□□	□□		□□	□□	95.0#	1181	N/A
		Freestanding	15 x 27-5/8 x 25-5/16"	S7P/1530FBBF	□□□	□□	□□□	□□	□□	80.0#	1162	113
		Mobile	15 x 27-5/8 x 27-5/8"	S7P/1530MBBF	□□□	□□		□□	□□	100.0#	1229	N/A
 S7PDU	**Pedestal - BBBB** • Four 6" box drawers • Counterbalance weight: included in mobile unit; required in freestanding pedestals • Only use 21-5/8" D peds with 30" D desks	Freestanding	15 x 17-5/8 x 25-5/16"	S7P/1520FBBBB	□□□	□□	□□□	□□	□□	59.0#	$ 1051	$ 232
		Mobile	15 x 17-5/8 x 27-5/8"	S7P/1520MBBBB	□□□	□□		□□	□□	95.0#	1283	N/A
		Freestanding	15 x 21-5/8 x 25-5/16"	S7P/1524FBBBB	□□□	□□	□□□	□□	□□	66.0#	1111	198
		Mobile	15 x 21-5/8 x 27-5/8"	S7P/1524MBBBB	□□□	□□		□□	□□	105.0#	1243	N/A
		Freestanding	15 x 27-5/8 x 25-5/16"	S7P/1530FBBBB	□□□	□□	□□□	□□	□□	78.0#	1212	113
		Mobile	15 x 27-5/8 x 27-5/8"	S7P/1530MBBBB	□□□	□□		□□	□□	96.0#	1283	N/A
 S7PDU	**Pedestal - PBBB** • One 3" pencil drawer; three 6" box drawers • Counterbalance weight: included in mobile unit; required in freestanding pedestals • Only use 21-5/8" D peds with 30" D desks	Freestanding	15 x 17-5/8 x 22-3/8"	S7P/1520FPBBB	□□□	□□	□□□	□□	□□	62.0#	$ 1125	$ 232
		Mobile	15 x 17-5/8 x 24-11/16"	S7P/1520MPBBB	□□□	□□		□□	□□	91.0#	1351	N/A
		Freestanding	15 x 21-5/8 x 22-3/8"	S7P/1524FPBBB	□□□	□□	□□□	□□	□□	62.0#	1189	198
		Mobile	15 x 21-5/8 x 24-11/16"	S7P/1524MPBBB	□□□	□□		□□	□□	102.0#	1322	N/A
		Freestanding	15 x 27-5/8 x 22-3/8"	S7P/1530FPBBB	□□□	□□	□□□	□□	□□	73.0#	1212	113
		Mobile	15 x 27-5/8 x 24-11/16"	S7P/1530MPBBB	□□□	□□		□□	□□	91.0#	1283	N/A
				Ⓐ	Ⓑ	Ⓒ	Ⓓ	Ⓔ	Ⓕ			

HOW TO ORDER

Indicate the following information on order form:
1. Quantity of each item.
2. Model number, including options. See "How To Build a Model Number".
3. Any special service required.

Note: • The □ indicates that a choice is required.
• The absence of the □ indicates that no choice is required.
• Alpha-numeric characters in place of □ indicate that no other alternatives are available.

HOW TO BUILD A MODEL NUMBER

Ⓐ Select basic model.

Ⓑ Select pull option.

ALBT	- Aluminum bow tie pull
ALMT	- Aluminum metric pull
ARCN	- Arc nickel pull
CLSC	- Classic (inset pull)
CZP	- Connection Zone pull
NKBT	- Nickel bow tie pull
RETN	- Retro nickel pull

Ⓒ Select unit and drawer color.
Refer to the **Product Color Options** page in this price list.

Ⓓ Select counterbalance weight.

CBW	- With Counterbalance
NOCBW	- No Counterbalance

See pricing column for counterbalance weight upcharge.

Ⓔ Select lock option.

KA	- Key alike
KS	- Key standard
NLC	- No lock core

Ⓕ Select lock color.
Refer to the **Product Color Options** page in this price list.

INFORMATION

Height
All freestanding pedestals include 1/4" allowance for glides in recessed position. Mobile pedestals include 2-5/16" allowance for casters.

Accessories
See accessory section for accessories that can be ordered separately.

Weights
Figures provided are approximate and reflect packaged product without additional accessories.

SPECIAL SERVICES

Special Carton Marking

With specially marked information	N/C

Shipping
Ships **assembled, FOB Pembroke, ON K8A 0E1, freight prepaid.** Freight class 70.

Specifications and prices are subject to change without prior notice.

Pedestals - Hanging
700 Series®

Pedestals - Hanging
700 Series®

	MODEL	Features	W x D x H	MODEL NUMBER Basic Model	Pull Option	Unit Color	Lock Option	Lock Color	Approx. Packaged Weight	Delivered Pricing
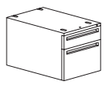	**Pedestal - BF** • One 6" box drawer • One 12" file drawer with hanging folder partition	Hanging	15 x 17-5/8 x 19-3/16"	S7P/1520HBF	□□□□	□□	□□□	□□□	62.0#	$ 852
		Hanging	15 x 21-5/8 x 19-3/16"	S7P/1524HBF	□□□□	□□	□□□	□□□	80.0#	886
		Hanging	15 x 27-5/8 x 19-3/16"	S7P/1530HBF	□□□□	□□	□□□	□□□	93.0#	1008
S7PDU										
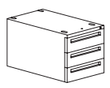	**Pedestal - BBB** • Three 6" box drawers	Hanging	15 x 17-5/8 x 19-3/16"	S7P/1520HBBB	□□□□	□□	□□□	□□□	45.0#	$ 870
		Hanging	15 x 21-5/8 x 19-3/16"	S7P/1524HBBB	□□□□	□□	□□□	□□□	50.0#	877
		Hanging	15 x 27-5/8 x 19-3/16"	S7P/1530HBBB	□□□□	□□	□□□	□□□	61.0#	999
S7PDU										
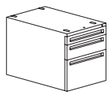	**Pedestal - PBF** • One 3" pencil drawer • One 6" box drawer • One 12" file drawer with hanging folder partition	Hanging	15 x 17-5/8 x 22-1/8"	S7P/1520HPBF	□□□□	□□	□□□	□□□	62.0#	$ 1002
		Hanging	15 x 21-5/8 x 22-1/8"	S7P/1524HPBF	□□□□	□□	□□□	□□□	80.0#	1050
		Hanging	15 x 27-5/8 x 22-1/8"	S7P/1530HPBF	□□□□	□□	□□□	□□□	95.0#	1051
S7PDU										
	**Pedestal - PBBB** • One 3" pencil drawer • Three 6" box drawers	Hanging	15 x 17-5/8 x 22-1/8"	S7P/1520HPBBB	□□□□	□□	□□□	□□□	53.0#	$ 1148
		Hanging	15 x 21-5/8 x 22-1/8"	S7P/1524HPBBB	□□□□	□□	□□□	□□□	59.0#	1159
		Hanging	15 x 27-5/8 x 22-1/8"	S7P/1530HPBBB	□□□□	□□	□□□	□□□	71.0#	1189
S7PDU										
				Ⓐ	Ⓑ	Ⓒ	Ⓓ	Ⓔ		

HOW TO ORDER

Indicate the following information on order form:
1. Quantity of each item.
2. Model number, including options. See "How To Build a Model Number".
3. Any special service required.

Note: • The □ indicates that a choice is required.
- The absence of the □ indicates that no choice is required.
- Alpha-numeric characters in place of □ indicate that no other alternatives are available.

HOW TO BUILD A MODEL NUMBER

Ⓐ Select basic model.

Ⓑ Select pull option.

ALBT	- Aluminum bow tie pull
ALMT	- Aluminum metric pull
ARCN	- Arc nickel pull
CLSC	- Classic (inset pull)
CZP	- Connection Zone pull
NKBT	- Nickel bow tie pull
RETN	- Retro nickel pull

Ⓒ Select unit and drawer color.
Refer to the **Product Color Options** page in this price list.

Ⓓ Select lock option.

KA	- Key alike
KS	- Key standard
NLC	- No lock core

Ⓔ Select lock color.
Refer to the **Product Color Options** page in this price list.

INFORMATION

Height
All dimensions shown include 1/4" allowance for glides in recessed position.

Accessories
See accessory section for accessories that can be ordered separately.

Weights
Figures provided are approximate and reflect packaged product without additional accessories.

SPECIAL SERVICES

Special Carton Marking

With specially marked information	N/C

Shipping
Ships **assembled, FOB Pembroke, ON K8A 0E1, freight prepaid.** Freight class 70.

Specifications and prices are subject to change without prior notice.

Pedestals - Worksurface Supporting
700 Series®

Pedestals - Worksurface Supporting
700 Series®

	MODEL	Features	W x D x H	MODEL NUMBER Basic Model	Pull Option	Unit Color	Lock Option	Lock Color	Approx. Packaged Weight	Delivered Pricing
 S7PDU	**Pedestal - FF** • Two 12” file drawers with hanging folder partitions • Includes four leveling glides	Supporting	15 x 17-5/8 x 27-7/8”	S7P/1520WFF	□□□□	□□	□□□	□□□	59.0#	$ 877
		Supporting	15 x 21-5/8 x 27-7/8”	S7P/1524WFF	□□□□	□□	□□□	□□□	82.0#	1027
		Supporting	15 x 27-5/8 x 27-7/8”	S7P/1530WFF	□□□□	□□	□□□	□□□	95.0#	1067
 S7PDU	**Pedestal - BBF** • Two 6” box drawers • One 12” file drawer with hanging folder partition • Includes four leveling glides	Supporting	15 x 17-5/8 x 27-7/8”	S7P/1520WBBF	□□□□	□□	□□□	□□□	61.0#	$ 972
		Supporting	15 x 21-5/8 x 27-7/8”	S7P/1524WBBF	□□□□	□□	□□□	□□□	80.0#	1121
		Supporting	15 x 27-5/8 x 27-7/8”	S7P/1530WBBF	□□□□	□□	□□□	□□□	93.0#	1183
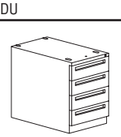 S7PDU	**Pedestal - BBBB** • Four 6” box drawers • Includes four leveling glides	Supporting	15 x 17-5/8 x 27-7/8”	S7P/1520WBBBB	□□□□	□□	□□□	□□□	70.0#	$ 1111
		Supporting	15 x 21-5/8 x 27-7/8”	S7P/1524WBBBB	□□□□	□□	□□□	□□□	70.0#	1136
		Supporting	15 x 27-5/8 x 27-7/8”	S7P/1530WBBBB	□□□□	□□	□□□	□□□	81.0#	1244
				Ⓐ	Ⓑ	Ⓒ	Ⓓ	Ⓔ		

HOW TO ORDER

Indicate the following information on order form:
1. Quantity of each item.
2. Model number, including options. See “How To Build a Model Number”.
3. Any special service required.

Note: • The □ indicates that a choice is required.
- The absence of the □ indicates that no choice is required.
- Alpha-numeric characters in place of □ indicate that no other alternatives are available.

HOW TO BUILD A MODEL NUMBER

Ⓐ Select basic model.

Ⓑ Select pull option.

ALBT	- Aluminum bow tie pull
ALMT	- Aluminum metric pull
ARCN	- Arc nickel pull
CLSC	- Classic (inset pull)
CZP	- Connection Zone pull
NKBT	- Nickel bow tie pull
RETN	- Retro nickel pull

Ⓒ Select unit and drawer color.
Refer to the **Product Color Options** page in this price list.

Ⓓ Select lock option.

KA	- Key alike
KS	- Key standard
NLC	- No lock core

Ⓔ Select lock color.
Refer to the **Product Color Options** page in this price list.

INFORMATION

Height
All dimensions shown include 1/4” allowance for glides in recessed position.

Accessories
See accessory section for accessories that can be ordered separately.

Weights
Figures provided are approximate and reflect packaged product without additional accessories.

SPECIAL SERVICES

Special Carton Marking

With specially marked information	N/C

Shipping
Ships **assembled, FOB Pembroke, ON K8A 0E1, freight prepaid.** Freight class 70.

Specifications and prices are subject to change without prior notice.

Pedestal Accessories

Pedestal Accessories

	MODEL	Features	W x D x H	MODEL NUMBER Basic Model	Approx. Packaged Weight	Delivered Pricing
 PDACU	**Counterbalance Weight** • For mobile and freestanding units • Included in mobile pedestals; recommended in freestanding units • Factory installed, if specified	For 30"D Units	12-1/2 x 1/2 x 12-3/4"	S7P/CBW20	20.0#	$ 113
		For 24"D Units	12-1/2 x 1-1/4 x 16-3/4"	S7P/CBW40	40.0#	198
 PDACU	**Counterbalance Weight** • Two required for 20" deep units • Sold in pairs	For 20"D Units	7-1/2 x 3/4 x 16"	S7P/CBW36	36.0#	$ 232
HRDPT	**P-Series Keys** • Double bit design • Range of 200 different core/key numbers available • Must specify lock number(s) requested when ordering cut key or lock core/key sets	Lock Core/2 Key Set - Black		2.KP20522	0.4#	$ 15
		Lock Core/2 Key Set - Satin Chrome		2.KP20522.SC	0.4#	15
		Master Key		2.KP20550	0.2#	11
		Extractor Key		2.KP20551	0.2#	11
		Blank Key		2.KP20552	0.2#	3
		Cut Key		2.KP20557	0.2#	4
 PDACU	**Caster Kit** • Converts freestanding pedestals to mobile units • Adds 2-5/16" to pedestal height • Must use with counterbalance weight (see above)		2-9/16"	S7P/CK	13.0#	$ 95

Ⓐ

HOW TO ORDER

Indicate the following information on order form:
1. Quantity of each item.
2. Model number, including options. See "How To Build a Model Number".
3. Any special service required.

Note: • The ☐ indicates that a choice is required.
- The absence of the ☐ indicates that no choice is required.
- Alpha-numeric characters in place of ☐ indicate that no other alternatives are available.

HOW TO BUILD A MODEL NUMBER

Ⓐ Select basic model.

SPECIAL SERVICES

Special Carton Marking

With specially marked information	N/C

Shipping

Ships **assembled, FOB Pembroke, ON K8A 0E1, freight prepaid.** Freight class 70.

Specifications and prices are subject to change without prior notice.

Pedestal Accessories

Pedestal Accessories

	MODEL	Features	W x D x H	MODEL NUMBER Basic Model	Approx. Packaged Weight	Delivered Pricing
 PDACU	**Glide Kit** • Adds 1/4 to 1 inch to pedestal height • 4 per kit			S7P/GK	1.0#	$ 11
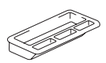 PDACU	**Pencil Tray** • For 3" pencil and 6" box drawers • Black finish only • Priced individually		12-1/8 x 4 x 1"	S7P/PENTRAY	1.0#	$ 10
 PDACU	**6" Partition** • For 6" box drawers • Black finish only • Priced individually		12-1/8 x 4-5/8"	S7P/D6	1.0#	$ 6
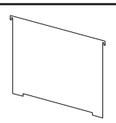 PDACU	**Hanging Folder Partition** • For 12" file drawers • Black finish only • Priced individually		12-1/8 x 9-5/8"	S7P/D12	1.0#	$ 10
 PDACU	**Pedestal Hanging Folder Bar Channel** • Clips over top edge of pedestal drawer body • Prevents files from moving freely but can be moved by hand • Can also be used to hang folders in file drawers side-to-side	1 Bar: Fits 17-5/8"D Pedestals		S7P/20FBP	0.1#	$ 8
		2 Bars: Fits 21-5/8"D Pedestals		S7P/24FBP	0.1#	10
		3 Bars: Fits 27-5/8"D Pedestals		S7P/30FBP	0.1#	14

Ⓐ

HOW TO ORDER

Indicate the following information on order form:
1. Quantity of each item.
2. Model number, including options. See "How To Build a Model Number".
3. Any special service required.

Note: • The ☐ indicates that a choice is required.
- The absence of the ☐ indicates that no choice is required.
- Alpha-numeric characters in place of ☐ indicate that no other alternatives are available.

HOW TO BUILD A MODEL NUMBER

Ⓐ Select basic model.

SPECIAL SERVICES

Special Carton Marking

With specially marked information N/C

Shipping

Ships **assembled, FOB Pembroke, ON K8A 0E1, freight prepaid.** Freight class 70.

Specifications and prices are subject to change without prior notice.

Pedestal Accessories

Pedestal Accessories

	MODEL	W x D x H	MODEL NUMBER: Basic Model (A)	Trim Color (B)	Upholstery Color (C)	Approx. Packaged Weight	Delivered Pricing C.O.M.	Delivered Pricing Fabric Grade 1	Delivered Pricing Fabric Grade 2	Delivered Pricing Fabric Grade 3	Delivered Pricing Pallas Fabric Group P0	Delivered Pricing Pallas Fabric Group P1	Delivered Pricing Pallas Fabric Group P2	Delivered Pricing Pallas Fabric Group P3	Delivered Pricing Pallas Fabric Group P4
 PDCU	**Cushioned Seat for Mobile Pedestal** • 17” deep, used with 17-5/8” deep mobile pedestal • 20” deep, used with 21-5/8”’ deep mobile pedestal • Fabric runs side-to-side • Lip height is 3-1/4”	15 x 17 x 1-7/8”	PDCU/17	□□	□□□□□	5.0#	$ 209	$ 209	$ 238	$ 251	$ 264	$ 279	$ 295	$ 329	$ 337
		15 x 20 x 1-7/8”	PDCU/20	□□	□□□□□	6.0#	228	228	250	269	278	292	308	344	353

HOW TO ORDER

Indicate the following information on order form:
1. Quantity of each item.
2. Model number, including options. See “How To Build a Model Number”.
3. Any special service required.

Note: • The □ indicates that a choice is required.
- The absence of the □ indicates that no choice is required.
- Alpha-numeric characters in place of □ indicate that no other alternatives are available.

HOW TO BUILD A MODEL NUMBER

A Select basic model.

B Select trim color.
Refer to the **Product Color Options** page in this price list.

C Select upholstery color.
Refer to **ki.com/fabrics**

SPECIAL SERVICES

Special Carton Marking

With specially marked information	N/C

Shipping

Ships **assembled, FOB Green Bay, WI 54302, freight prepaid.** Freight class 100.

Specifications and prices are subject to change without prior notice.

Pedestal Laminate Tops

Pedestal Laminate Tops

	MODEL	Features	W x D x H	MODEL NUMBER				Approx. Packaged Weight	Self Edge (SE)	74P Edge (74P)
				Basic Model	Edge Style	Surface Finish	Edge Color			
 S7TP	**Laminate Tops** • High pressure laminate with particle-board core • Self edge or polypropylene edge available • Other sizes available upon request	Fits one 20” deep pedestal	15 x 17-3/4 x 1-1/4”	S7P/1715T	□□□	□□□	□□□	8.0#	$ 191	$ 194
		Fits one 24” deep pedestal	15 x 21-3/4 x 1-1/4”	S7P/2115T	□□□	□□□	□□□	11.0#	211	225
		Fits one 30” deep pedestal	15 x 27-3/4 x 1-1/4”	S7P/2715T	□□□	□□□	□□□	14.0#	247	258
				Ⓐ	Ⓑ	Ⓒ	Ⓓ			

HOW TO ORDER

Indicate the following information on order form:
1. Quantity of each item.
2. Model number, including options. See “How To Build a Model Number”.
3. Any special service required.

Note: • The □ indicates that a choice is required.
- The absence of the □ indicates that no choice is required.
- Alpha-numeric characters in place of □ indicate that no other alternatives are available.

HOW TO BUILD A MODEL NUMBER

Ⓐ Select basic model.

Ⓑ Select edge style.

SE	- Self edge
74P	- 74P edge

Ⓒ Select surface finish.
Refer to the **Product Color Options** page in this price list.
Surface finish offerings are based on edge style selections.

Ⓓ Select edge color.
Refer to the **Product Color Options** page in this price list.
Edge color offerings are based on edge style selections.

SPECIAL SERVICES

Special Carton Marking

With specially marked information	N/C

Shipping

Ships **assembled, FOB Pembroke, ON K8A 0E1, freight prepaid.** Freight class 70.

Specifications and prices are subject to change without prior notice.

700 Series® Vertical Files
General Information

GENERAL INFORMATION

KI vertical files are designed on a 11" module. To assure KI files are compatible with panel systems, desks or custom architectural details, cabinets are available in 4 different heights.

Height
Vertical files are available in 4 standard heights. Heights include 1/8" allowance for leveling glides fully recessed.

Depth
All products are 27⅝" deep.

Width
Cabinets are available in two standard widths: 15" and 18".

Drawer Dimensions
Refer to the illustrations for the range of drawer sizes and the height clearance of each.

CONSTRUCTION AND STANDARD FEATURES

Basic Shell
Uprights and top and bottom reinforcements are welded into rigid "boxframe." Constructed of 18- and 20-gauge steel. Seamless back and top with reinforced corners. 5-drawer cabinets also feature a welded tie bar midway in the shell.

Illustrated shell heights include 1/8" for adjustable glide in recessed position.

Doors/Drawers
Drawer fronts, 20-gauge steel double wall with full-width flush inset pull and label holder. Fronts are screw-mounted to shelves to build drawers. Shelf body, 20-gauge steel. Each roll-out shelf equipped with two heavy-duty, three-section, ball-bearing suspensions. Components have been tested to accept loads of 75 lbs.

Adjustable Glides
Cabinets are supplied with two adjustable glides. The glides can be adjusted from inside the cabinet using a 1/4" hex socket wrench, or from outside the cabinet using a 7/8"wrench. Standard glides provide 3/4"adjustment; longer glides are also available. Overall cabinet heights include the glide in its recessed position.

Locks
Locks are standard on all units. The lock is a high-security double-bit type. The double-bit lock offers superior security when compared to a single-bit lock. Units are standard with random keys in a range of 994 different numbers. Specific keying combinations are available at no additional charge. This information must be included with the order. Locks can be master keyed. Please see the accessories section of this price book for order information on master keys, extractor (core-removal) keys, key blanks, cut keys, and core and key sets.

All locks have removable and interchangeable plugs. This feature provides for onsite custom keying. Units can be supplied with the lock plugs installed or shipped separately. To install or remove lock plugs a unique key is required. This key is the extractor (core removal) key and can be found in the accessories section of this price book. Contact Customer Service to order lock accessories. To order plugs for field installation, specify "lock plugs not installed" on order. Order must specify total quantity of specific key-numbered locks.

Example: 30 plugs:
3 keyed alike
10 keyed alike
17 keyed alike

Commercial Pack
This is the standard pack that KI offers on all files and storage products. This consists of a plastic poly bag placed over the unit, corrugated top and bottom cap, corner blocking and stretch wrap to keep the packaging intact.

Standard Paint Finishes
All KI products are iron phosphate treated prior to painting. This process enhances top coat bonding.

Powder coat application is a highbred epoxy. The paint is baked on to provide a scratch and stain resistant surface.

All inside and outside shell and front surfaces are painted with the same specified paint color. Interior components and accessories are painted a black finish. Mechanical components are black plated.

Powder coated/enamel finish colors shown in Color Addendums are standard and are available where specifications call for painted surfaces.

Color Match
KI offers the additional option of color matching paint, polypropylene, or wood stain through Product Modification Requests. Contact Customer Service for details.

Model Numbering System
Each character in the basic model number corresponds to a specific unit feature.
How to Build a Model Number
Example: 700 Series Vertical Files

						Optional Picks
S7V	**15**	**30**	**3D**	**CF**	**BL**	**CBW50**

S7V	Product name	**700 Series Vertical File**
15	Width	**15" wide, letter size**
30	Depth (nominal)	**30" depth**
3D	Number of drawers	**3 drawers**
CF	Equipped with	**Compressor follower** (as opposed to folder bars)
BL	Color code	**Black**

Each internal component has a corresponding character:

D	11" file drawer
CF	Compressor follower
FB	Folder bar

NOTE: Must SPECIFY either**CF** or **FB** for each unit.

Vertical Files
700 Series® Letter Size Documents

Vertical Files
700 Series® Letter Size Documents

	MODEL	Accessories Included	W x D	MODEL NUMBER Basic Model	Unit Color	Lock Option	Lock Color	Approx. Packaged Weight	Delivered Pricing
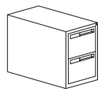 S7VTU	**25-3/4" File, 2 High** • Two 11" drawers with either folder bars or compressor follower in each drawer	Compressor	15 x 27-5/8"	S7V/15302DCF	□□	□□□	□□□	110.0#	$ 1055
		Folder bars	15 x 27-5/8"	S7V/15302DFB	□□	□□□	□□□	110.0#	1055
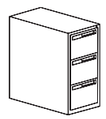 S7VTU	**36-7/8" File, 3 High** • Three 11" drawers with either folder bars or compressor follower in each drawer	Compressor	15 x 27-5/8"	S7V/15303DCF	□□	□□□	□□□	150.0#	$ 1347
		Folder bars	15 x 27-5/8"	S7V/15303DFB	□□	□□□	□□□	150.0#	1347
 S7VTU	**48" File, 4 High** • Four 11" drawers with either folder bars or compressor follower in each drawer	Compressor	15 x 27-5/8"	S7V/15304DCF	□□	□□□	□□□	190.0#	$ 1739
		Folder bars	15 x 27-5/8"	S7V/15304DFB	□□	□□□	□□□	190.0#	1739
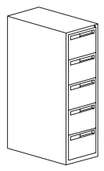 S7VTU	**59-1/8" File, 5 High** • Five 11" drawers with either folder bars or compressor follower in each drawer	Compressor	15 x 27-5/8"	S7V/15305DCF	□□	□□□	□□□	230.0#	$ 2086
		Folder bars	15 x 27-5/8"	S7V/15305DFB	□□	□□□	□□□	230.0#	2086
				Ⓐ	Ⓑ	Ⓒ	Ⓓ		

HOW TO ORDER

Indicate the following information on order form:
1. Quantity of each item.
2. Model number, including options. See "How To Build a Model Number".
3. Any special service required.

Note: • The □ indicates that a choice is required.
- The absence of the □ indicates that no choice is required.
- Alpha-numeric characters in place of □ indicate that no other alternatives are available.

HOW TO BUILD A MODEL NUMBER

Ⓐ Select basic model.

Ⓑ Select unit and drawer color.
Refer to the **Product Color Options** page in this price list.

Ⓒ Select lock option.

KA	- Key alike
KS	- Key standard
NLC	- No lock core

Ⓓ Select lock color.
Refer to the **Product Color Options** page in this price list.

INFORMATION

Height
All dimensions shown include 1/4" allowance for glides in recessed position.

Accessories
See accessory section for accessories that can be ordered separately.

Weights
Figures provided are approximate and reflect packaged product without additional accessories.

SPECIAL SERVICES

Special Carton Marking

With specially marked information	N/C

Shipping
Ships **assembled, FOB Pembroke, ON K8A 0E1, freight prepaid.** Freight class 70.

Specifications and prices are subject to change without prior notice.

Vertical Files
700 Series® Legal Size Documents

Vertical Files
700 Series® Legal Size Documents

	MODEL	Accessories Included	W x D	MODEL NUMBER Basic Model	Unit Color	Lock Option	Lock Color	Approx. Packaged Weight	Delivered Pricing
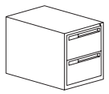 S7VTU	**25-3/4" File, 2 High** • Two 11" drawers with either folder bars or compressor follower in each drawer	Compressor	18 x 27-5/8"	S7V/18302DCF	□□	□□□	□□□	115.0#	$ 1055
		Folder bars	18 x 27-5/8"	S7V/18302DFB	□□	□□□	□□□	115.0#	1055
 S7VTU	**36-7/8" File, 3 High** • Three 11" drawers with either folder bars or compressor follower in each drawer	Compressor	18 x 27-5/8"	S7V/18303DCF	□□	□□□	□□□	160.0#	$ 1347
		Folder bars	18 x 27-5/8"	S7V/18303DFB	□□	□□□	□□□	160.0#	1347
 S7VTU	**48" File, 4 High** • Four 11" drawers with either folder bars or compressor follower in each drawer	Compressor	18 x 27-5/8"	S7V/18304DCF	□□	□□□	□□□	210.0#	$ 1739
		Folder bars	18 x 27-5/8"	S7V/18304DFB	□□	□□□	□□□	210.0#	1739
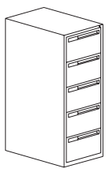 S7VTU	**59-1/8" File, 5 High** • Five 11" drawers with either folder bars or compressor follower in each drawer	Compressor	18 x 27-5/8"	S7V/18305DCF	□□	□□□	□□□	245.0#	$ 2086
		Folder bars	18 x 27-5/8"	S7V/18305DFB	□□	□□□	□□□	245.0#	2086
				Ⓐ	Ⓑ	Ⓒ	Ⓓ		

HOW TO ORDER

Indicate the following information on order form:
1. Quantity of each item.
2. Model number, including options. See "How To Build a Model Number".
3. Any special service required.

Note: • The □ indicates that a choice is required.
- The absence of the □ indicates that no choice is required.
- Alpha-numeric characters in place of □ indicate that no other alternatives are available.

HOW TO BUILD A MODEL NUMBER

Ⓐ Select basic model.

Ⓑ Select unit and drawer color.
Refer to the **Product Color Options** page in this price list.

Ⓒ Select lock option.

KA	- Key alike
KS	- Key standard
NLC	- No lock core

Ⓓ Select lock color.
Refer to the **Product Color Options** page in this price list.

INFORMATION

Height
All dimensions shown include 1/4" allowance for glides in recessed position.

Accessories
See accessory section for accessories that can be ordered separately.

Weights
Figures provided are approximate and reflect packaged product without additional accessories.

SPECIAL SERVICES

Special Carton Marking

With specially marked information	N/C

Shipping
Ships **assembled, FOB Pembroke, ON K8A 0E1, freight prepaid.** Freight class 70.

Specifications and prices are subject to change without prior notice.

	MODEL	Features	W x D	MODEL NUMBER Basic Model	Approx. Packaged Weight	Delivered Pricing
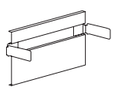 VTACU	**Compressor** • Includes parts required for one 18" wide drawer • Black finish only	Fits any letter size drawer	15 x 1 x 7"	S7V/15CF	5.0#	$ 41
		Fits any legal size drawer	18 x 1 x 7"	S7V/18CF	5.0#	41
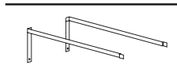 VTACU	**Folder Bars** • Fits any legal or letter size drawer • Priced per set • Black finish only		1 x 26 x 9"	S7V/1518FB	5.0#	$ 41
HRDPT	**P-Series Keys** • Double bit design • Range of 200 different core/key numbers available • Must specify lock number(s) requested when ordering cut key or lock core/key sets	Lock Core/2 Key Set - Black		2.KP20522	0.4#	$ 15
		Lock Core/2 Key Set - Satin Chrome		2.KP20522.SC	0.4#	15
		Master Key		2.KP20550	0.2#	11
		Extractor Key		2.KP20551	0.2#	11
		Blank Key		2.KP20552	0.2#	3
		Cut Key		2.KP20557	0.2#	4

Ⓐ

HOW TO ORDER

Indicate the following information on order form:
1. Quantity of each item.
2. Model number, including options. See "How To Build a Model Number".
3. Any special service required.

Note: • The ☐ indicates that a choice is required.
- The absence of the ☐ indicates that no choice is required.
- Alpha-numeric characters in place of ☐ indicate that no other alternatives are available.

HOW TO BUILD A MODEL NUMBER

Ⓐ Select basic model.

SPECIAL SERVICES

Special Carton Marking

With specially marked information N/C

Shipping

Ships **assembled, FOB Pembroke, ON K8A 0E1, freight prepaid.** Freight class 70.

Specifications and prices are subject to change without prior notice.

1330 Bellevue Street
P.O. Box 8100
Green Bay, WI 54308-8100
800.424.2432
ki.com

KI and Furnishing Knowledge are registered trademarks of Krueger International, Inc.

© 2020 Krueger International, Inc.
All Rights Reserved.
Code KI-PLW-000224/KI/PDF

Furnishing Knowledge®

ACCESSORIES

PRICE LIST
January 3, 2011
Updated October 3, 2022

800.424.2432

Contents

Refer to KI Terms & Conditions document or visit ki.com.

Contents

Refer to KI Terms & Conditions document or visit ki.com.

All Terrain® Screens
- General Information 3
- Product Color Options 4
- Full-Height Core with Four-Point Base 5
- Full-Height Core with Three-Point Base 6
- Accessories 7

Rails for Paper Management Tools
- General Information 8
- Product Color Options 9
- Wall Rail 10
- Panel Rail 11

Isle™ Power and Data Unit 12

Worksurface Accessories
- Keyboard Tray with Trackless Arm 13
- Corner Worksurface Keyboard Trays 14
- Keyboard Trays with Standard Arms 18
- Keyboard Drawer 21
- CPU Sling 22
- Adjustable/Securable CPU Holder 23
- Compact CPU Holder 24
- Mini CPU Holder 25

Pneumatic Monitor Arm
- Extended Arm 26

Monitor Arms 27

Power Module and Electrical Accessories
- Product Color Options 32

Accessory Power Modules
- Drop-in USB Charger 33
- Wireless Charging Module 34
- Ashley Duo™ Module General Information 35
- Ashley Duo™ Module 36
- PowerUp® and Villa 38
- Undermount R8 Module 39
- Dean Clamp-on Module 40
- Dubbel Undersurface Module 41
- Node In-surface Module 42

Electrical Accessories 43

All Terrain® Screens
General Information

SCREENS

Screen Frame
Screens shall be available in the following sizes: heights of 54" and 66"; widths of 24", 30", 36", 42" and 48".

The framework shall be constructed of extruded aluminum horizontal and vertical members. The framework shall have a powder-coat finish.

Foot and Peg Legs
The screen shall be available with four contact points with the floor, which is made up of two feet. 24" and 30" wide screens shall be available with three points of contact with the floor, which is made up of one foot and one peg leg.

The foot and peg leg shall be constructed of molded aluminum with a powder-coat finish. The foot and peg leg shall be fastened to the vertical and horizontal framework and will support the screen. The foot and peg leg will provide sufficient clearance to allow nesting of screens for storage purposes.

Casters
Casters shall be available for the screen. Four large twin-wheel casters shall be constructed with 70mm (2-3/4") diameter black tread and black hub. Casters shall have a swivel radius of 2-1/2". Casters shall be available in both locking and nonlocking swivel versions.

There shall be three caster options available to use with the feet and peg leg combinations: three casters are specified; two locking and one-swivel casters are used. When four casters are specified, two locking and two swivel casters are used. When two casters and one glide are specified, two locking casters are used with one glide.

Glides
Screens shall also be available with telescoping glides. Glides shall have a nominal mounting height (3-1/4") equal to the caster height, allowing casters and glides to be interchangeable without changing the screen height. Glides shall be adjustable by 1/2" from the nominal position. Each glide shall include a telescoping hood that maintains contact with the bottom of the foot or peg leg. Glide base shall be KI Glacier white molded nylon. Glide body and telescoping hood shall be black nylon. Glide base diameter shall be 2-3/4".

There shall be three glide options available to use with the feet and peg leg combinations: three glides, two casters and one glide, or four glides.

Fabric Core
The fabric screen core shall be constructed of mineral fiberboard, a fiberglass matting overlay with the fiber adhered to both sides. The finished thickness shall be 1/2". The core shall be trapped in the screen framework. The fabric core is standard with the same fabric on both sides of the cores.

Markerboard Core
The markerboard core shall be constructed of 20-gauge painted steel adhered to both sides of a corrugate core to a finished thickness of 1/2". The paint shall be colormatched to the white porcelain paint finish of other KI markerboard products. The core shall be trapped in the screen framework.

Clear Plastic Core
The clear plastic core shall be constructed of fluted, extruded, clear polycarbonate. It shall be extruded to a 10mm thickness. The core shall be trapped in the screen framework.

Edge Trim
The vertical frame extrusion shall receive a powder coated aluminum edge trim.

Full-Height Core Screen
The full-height core screens shall extend from the top of the screen's framework to the bottom of the screen's framework. Core options of fabric, markerboard, and clear plastic shall be available.

Fabric
Fabric will be applied as swatched by the fabric manufacturer. Fabric that is required to be applied differently than is swatched will need a Product Modification Request written specifying the direction the fabric is to be applied.

All Terrain® Screens
Product Color Options

Paint Color

Black	BL
Blue Grey	GR
Bronze Metallic	ZM
Cayenne	CY
Champagne Metallic	CM
Cool Grey	CG
Cottonwood	CO
Earthen Clay	EY
Espresso Metallic	EX
Everglade Shade	EV
Flannel	FN
Glitz Metallic	GZ
Hazy Jade	HJ
Honey Bee	HY
Light Tone	LG
Mardi Gras	MG
Misty Brown	MY
Nemo	NE
Nordic	ND
Poppy Red	PR
Purple Haze	PH
Rubber Ducky	RK
Sand	SA
Sky Blue	SK
Starlight Silver Metallic	SX
Surf's Up	SP
Twilight Shadow	TI
Ultra Blue	UB
Warm Grey	WG
Zesty Lime	ZL

All Terrain® Screens

Full-Height Core with Four-Point Base

All Terrain® Screens
Full-Height Core with Four-Point Base

	MODEL	W x D x H	MODEL NUMBER Basic Model	Base	Paint Color	Fabric Color	Approx. Packaged Weight	Delivered Pricing Unupholstered	Delivered Pricing Fabric Grade 1 & C.O.M.	Delivered Pricing Fabric Grade 2	Delivered Pricing Fabric Grade 3 & Pallas Vertical Fabric Grade PV	Delivered Pricing Pallas Vertical Fabric Grade PV1	Delivered Pricing Pallas Vertical Fabric Grade PV2
 ATS4	**Fluted Plastic Core - Four-Point Base (CP)** • Aluminum frame • Cast aluminum legs • Trim will match paint color • Casters or glides • Core material same on both sides	24 x 16 x 54”	ATS42454FHC/CP	□□□	□□		18.0#	$ 1101					
		24 x 16 x 66”	ATS42466FHC/CP	□□□	□□		20.0#	1110					
		30 x 16 x 54”	ATS43054FHC/CP	□□□	□□		18.0#	1177					
		30 x 16 x 66”	ATS43066FHC/CP	□□□	□□		21.0#	1181					
		36 x 16 x 54”	ATS43654FHC/CP	□□□	□□		19.0#	1231					
		36 x 16 x 66”	ATS43666FHC/CP	□□□	□□		22.0#	1262					
		42 x 16 x 54”	ATS44254FHC/CP	□□□	□□		20.0#	1285					
		42 x 16 x 66”	ATS44266FHC/CP	□□□	□□		23.0#	1312					
		48 x 16 x 54”	ATS44854FHC/CP	□□□	□□		21.0#	1323					
		48 x 16 x 66”	ATS44866FHC/CP	□□□	□□		24.0#	1337					
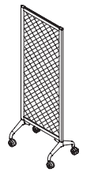 ATS4	**Fabric-Covered Tackboard Core - Four-Point Base (FB)** • Aluminum frame • Cast aluminum legs • Trim will match paint color • Casters or glides • Core material same on both sides	24 x 16 x 54”	ATS42454FHC/FB	□□□	□□	□□□□	18.0#	N/A	$ 1113	$ 1131	$ 1139	$ 1133	$ 1182
		24 x 16 x 66”	ATS42466FHC/FB	□□□	□□	□□□□	20.0#	N/A	1119	1137	1148	1139	1191
		30 x 16 x 54”	ATS43054FHC/FB	□□□	□□	□□□□	18.0#	N/A	1191	1207	1220	1210	1260
		30 x 16 x 66”	ATS43066FHC/FB	□□□	□□	□□□□	21.0#	N/A	1199	1217	1231	1222	1272
		36 x 16 x 54”	ATS43654FHC/FB	□□□	□□	□□□□	19.0#	N/A	1241	1276	1294	1278	1379
		36 x 16 x 66”	ATS43666FHC/FB	□□□	□□	□□□□	22.0#	N/A	1283	1312	1330	1315	1418
		42 x 16 x 54”	ATS44254FHC/FB	□□□	□□	□□□□	20.0#	N/A	1296	1325	1349	1330	1436
		42 x 16 x 66”	ATS44266FHC/FB	□□□	□□	□□□□	23.0#	N/A	1323	1356	1376	1359	1464
		48 x 16 x 54”	ATS44854FHC/FB	□□□	□□	□□□□	21.0#	N/A	1342	1371	1393	1376	1479
		48 x 16 x 66”	ATS44866FHC/FB	□□□	□□	□□□□	24.0#	N/A	1351	1380	1405	1385	1486
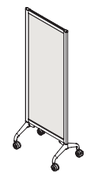 ATS4	**Markerboard Core (Painted Steel) - Four-Point Base (MB)** • Aluminum frame • Cast aluminum legs • Trim will match paint color • Casters or glides • Core material same on both sides	24 x 16 x 54”	ATS42454FHC/MB	□□□	□□		31.0#	$ 1111					
		24 x 16 x 66”	ATS42466FHC/MB	□□□	□□		37.0#	1114					
		30 x 16 x 54”	ATS43054FHC/MB	□□□	□□		36.0#	1187					
		30 x 16 x 66”	ATS43066FHC/MB	□□□	□□		43.0#	1192					
		36 x 16 x 54”	ATS43654FHC/MB	□□□	□□		41.0#	1237					
		36 x 16 x 66”	ATS43666FHC/MB	□□□	□□		49.0#	1276					
		42 x 16 x 54”	ATS44254FHC/MB	□□□	□□		45.0#	1290					
		42 x 16 x 66”	ATS44266FHC/MB	□□□	□□		56.0#	1320					
		48 x 16 x 54”	ATS44854FHC/MB	□□□	□□		50.0#	1337					
		48 x 16 x 66”	ATS44866FHC/MB	□□□	□□		62.0#	1347					
				Ⓐ	Ⓑ	Ⓒ	Ⓓ						

HOW TO ORDER

Indicate the following information on order form:
1. Quantity of each item.
2. Model number, including options. See “How To Build a Model Number”.
3. Any special service required.

Note: • The □ indicates that a choice is required.
- The absence of the □ indicates that no choice is required.
- Alpha-numeric characters in place of □ indicate that no other alternatives are available.

HOW TO BUILD A MODEL NUMBER

Ⓐ Select basic model.

Ⓑ Select base style.

4CW	- 4 black casters (2 locking)
4GB	- 4 black/white glides
4MW	- 2 black casters, 2 black/white glides

Ⓒ Select paint color.
Refer to the **Product Color Options** page in this price list.

Ⓓ Select fabric color.
Refer to **ki.com/fabrics**

SPECIAL SERVICES

Special Carton Marking

With specially marked information N/C

Shipping

Ships **assembled, FOB Pembroke, ON K8A 0E1, freight prepaid.** Freight class 70.

Specifications and prices are subject to change without prior notice.

All Terrain® Screens

Full-Height Core with Three-Point Base

All Terrain® Screens
Full-Height Core with Three-Point Base

	MODEL	W x D x H	MODEL NUMBER Basic Model	Base	Paint Color	Fabric Color	Approx. Packaged Weight	Delivered Pricing Unupholstered	Delivered Pricing Fabric Grade 1 & C.O.M.	Delivered Pricing Fabric Grade 2	Delivered Pricing Fabric Grade 3 & Pallas Vertical Fabric Grade PV	Delivered Pricing Pallas Vertical Fabric Grade PV1	Delivered Pricing Pallas Vertical Fabric Grade PV2
 ATS3	**Fluted Plastic Core - Three-point base (CP)** • Aluminum frame • Cast aluminum legs • Trim will match paint color • Casters or glides • Core material same on both sides	24 x 16 x 54”	ATS32454FHC/CP	□□□	□□		16.0#	$ 1071					
		24 x 16 x 66”	ATS32466FHC/CP	□□□	□□		18.0#	1077					
		30 x 16 x 54”	ATS33054FHC/CP	□□□	□□		17.0#	1149					
		30 x 16 x 66”	ATS33066FHC/CP	□□□	□□		19.0#	1154					
 ATS3	**Fabric-Covered Tackboard Core - Three-Point Base (FB)** • Aluminum frame • Cast aluminum legs • Trim will match paint color • Casters or glides • Core material same on both sides	24 x 16 x 54”	ATS32454FHC/FB	□□□	□□	□□□□	16.0#	N/A	$ 1086	$ 1104	$ 1114	$ 1110	$ 1155
		24 x 16 x 66”	ATS32466FHC/FB	□□□	□□	□□□□	18.0#	N/A	1092	1111	1119	1113	1163
		30 x 16 x 54”	ATS33054FHC/FB	□□□	□□	□□□□	17.0#	N/A	1165	1182	1194	1187	1236
		30 x 16 x 66”	ATS33066FHC/FB	□□□	□□	□□□□	19.0#	N/A	1174	1189	1199	1192	1241
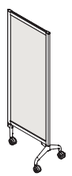 ATS3	**Markerboard Core (Painted Steel) - Three-Point Base (MB)** • Aluminum frame • Cast aluminum legs • Trim will match paint color • Casters or glides • Core material same on both sides	24 x 16 x 54”	ATS32454FHC/MB	□□□	□□		29.0#	$ 1079					
		24 x 16 x 66”	ATS32466FHC/MB	□□□	□□		36.0#	1086					
		30 x 16 x 54”	ATS33054FHC/MB	□□□	□□		34.0#	1155					
		30 x 16 x 66”	ATS33066FHC/MB	□□□	□□		42.0#	1164					

Ⓐ Ⓑ Ⓒ Ⓓ

HOW TO ORDER

Indicate the following information on order form:
1. Quantity of each item.
2. Model number, including options. See “How To Build a Model Number”.
3. Any special service required.

Note: • The □ indicates that a choice is required.
- The absence of the □ indicates that no choice is required.
- Alpha-numeric characters in place of □ indicate that no other alternatives are available.

HOW TO BUILD A MODEL NUMBER

Ⓐ Select basic model.

Ⓑ Select base style.

2C1	- 2 black locking casters, 1 glide
3CW	- 3 black casters (2 locking)
3GB	- 3 black/white glides

Ⓒ Select paint color.
Refer to the **Product Color Options** page in this price list.

Ⓓ Select fabric color.
Refer to **ki.com/fabrics**

SPECIAL SERVICES

Special Carton Marking

With specially marked information	N/C

Shipping

Ships **assembled, FOB Pembroke, ON K8A 0E1, freight prepaid.** Freight class 70.

Specifications and prices are subject to change without prior notice.

All Terrain® Screens
Accessories

All Terrain® Screens
Accessories

	MODEL	H	MODEL NUMBER Basic Model	Approx. Packaged Weight	Delivered Pricing
 HRDPT	**3" Caster Kit** • Kit includes two locking and two non-locking casters and stems • Casters feature twin 2-15/16" diameter wheels • Black hub, black caster	3-3/8"	2.KP80635	2.0#	$ 44
 HRDPT	**Glides** • Same height as casters • Provides 1/2" height adjustment	3-3/8"	2.KP103000BLWH	1.0#	$ 43
 HRDPT	**Magnetic Markerboard Tray2** • One 16" magnetically mounted aluminum pen and eraser tray • Clear aluminum anodized finish	16 x 2-1/2"	MB.TRAY	1.0#	$ 52
 HRDPT	**Magnetic Markerboard Kit** • One 16" magnetically mounted aluminum pen and eraser tray with one eraser and four pens • Clear aluminum anodized finish		MB.MARKERKIT	1.0#	$ 125

Ⓐ

HOW TO ORDER

Indicate the following information on order form:
1. Quantity of each item.
2. Model number, including options. See "How To Build a Model Number".
3. Any special service required.

Note: • The ☐ indicates that a choice is required.
- The absence of the ☐ indicates that no choice is required.
- Alpha-numeric characters in place of ☐ indicate that no other alternatives are available.

HOW TO BUILD A MODEL NUMBER

Ⓐ Select basic model.

SPECIAL SERVICES

Special Carton Marking

With specially marked information N/C

Shipping

Ships **assembled, FOB Pembroke, ON K8A 0E1, freight prepaid.** or **Manitowoc, WI 54220** (MB-TRAY, MBMARKERKIT). Freight class 70.

Specifications and prices are subject to change without prior notice.

Rails for Paper Management Tools
General Information

Wall Rail
The wall rail shall be constructed of two aluminum extrusions. One extrusion shall be fastened to the wall. The second extrusion shall be snapped onto the first extrusion. The second extrusion shall provide a means for displaying and storing KI paper management accessories.

The second extrusion shall have a machining operation performed on the end of it for aesthetic appeal and shall have a powder-coat finish. The extrusion shall be available in lengths of: 24", 36", 48", 72" and 96".

Panel Rail
The panel rail shall be constructed of one aluminum extrusion and two 16-gauge, cut and formed steel brackets. The extrusion shall mount to KI panel and wall systems.

The extrusion shall provide a means for displaying and storing KI paper management accessories. The extrusion shall have a machining operation performed on the end of it for aesthetic appeal and shall have a powder-coat finish. The extrusion shall be available in lengths of: 24", 36", 48", 72" and 96".

The extrusion shall slide along the brackets to allow for the extrusion to be "off-module" from the panel and wall system.

Rails for Paper Management Tools
Product Color Options

Paint Colors

Black	BL
Blue Grey	GR
Bronze Metallic	ZM
Cayenne	CY
Champagne Metallic	CM
Cool Grey	CG
Cottonwood	CO
Earthen Clay	EY
Espresso Metallic	EX
Everglade Shade	EV
Flannel	FN
Glitz Metallic	GZ
Hazy Jade	HJ
Honey Bee	HY
Light Tone	LG
Mardi Gras	MG
Misty Brown	MY
Nemo	NE
Nordic	ND
Poppy Red	PR
Purple Haze	PH
Rubber Ducky	RK
Sand	SA
Sky Blue	SK
Starlight Silver Metallic	SX
Surf's Up	SP
Twilight Shadow	TI
Ultra Blue	UB
Warm Grey	WG
Zesty Lime	ZL

Rails for Paper Management Tools
Wall Rail

Rails for Paper Management Tools
Wall Rail

	MODEL	W x D x H	MODEL NUMBER: Basic Model (A)	MODEL NUMBER: Paint Color (B)	Approx. Packaged Weight	Delivered Pricing
 ATAC	**Wall Rail** • Accommodates KI paper management accessories • Sent with a second extrusion that fastens to wall • Wall rail attaches to second extrusion	24 x 3/8 x 2-1/4”	ATWR24/WM	□□	0.5#	$ 122
		36 x 3/8 x 2-1/4”	ATWR36/WM	□□	1.0#	158
		48 x 3/8 x 2-1/4”	ATWR48/WM	□□	1.0#	170
		72 x 3/8 x 2-1/4”	ATWR72/WM	□□	1.5#	241
		96 x 3/8 x 2-1/4”	ATWR96/WM	□□	2.0#	249

HOW TO ORDER

Indicate the following information on order form:
1. Quantity of each item.
2. Model number, including options. See “How To Build a Model Number”.
3. Any special service required.

Note: • The □ indicates that a choice is required.
- The absence of the □ indicates that no choice is required.
- Alpha-numeric characters in place of □ indicate that no other alternatives are available.

HOW TO BUILD A MODEL NUMBER

Ⓐ Select basic model.

Ⓑ Select paint color.
Refer to the **Product Color Options** page in this price list.

FINISH INFORMATION

Additional Paint Colors
Other paint colors are available with additional lead time. Contact KI.

SPECIAL SERVICES

Special Carton Marking

With specially marked information	N/C

Shipping
Ships **assembled, FOB Pembroke, ON K8A 0E1, freight prepaid.** Freight class 70.

Specifications and prices are subject to change without prior notice.

Rails for Paper Management Tools
Panel Rail

Rails for Paper Management Tools
Panel Rail

	MODEL	W x D x H	MODEL NUMBER Basic Model	MODEL NUMBER Paint Color	Approx. Packaged Weight	Delivered Pricing
 ATAC	**Panel Rail - WireWorks® panels bracketry (WW)** • Accommodates KI paper management accessories • Includes system furniture bracketry • Can be hung off-module; rail must be wider than panel	24 x 3/8 x 2-1/4”	ATWR24/WW	☐☐	0.5#	$ 112
		36 x 3/8 x 2-1/4”	ATWR36/WW	☐☐	1.0#	145
		48 x 3/8 x 2-1/4”	ATWR48/WW	☐☐	1.0#	150
		72 x 3/8 x 2-1/4”	ATWR72/WW	☐☐	1.5#	208
		96 x 3/8 x 2-1/4”	ATWR96/WW	☐☐	2.0#	221
 ATAC	**Panel Rail - System 3000® panels bracketry (S3)** • Accommodates KI paper management accessories • Includes system furniture bracketry • Can be hung off-module; rail must be wider than panel	24 x 3/8 x 2-1/4”	ATWR24/S3	☐☐	0.5#	$ 112
		36 x 3/8 x 2-1/4”	ATWR36/S3	☐☐	1.0#	145
		48 x 3/8 x 2-1/4”	ATWR48/S3	☐☐	1.0#	150
		72 x 3/8 x 2-1/4”	ATWR72/S3	☐☐	1.5#	208
		96 x 3/8 x 2-1/4”	ATWR96/S3	☐☐	2.0#	221
 ATAC	**Panel Rail - Genius® movable wall bracketry (GW)** • Accommodates KI paper management accessories • Includes system furniture bracketry • Can be hung off-module; rail must be wider than panel	24 x 3/8 x 2-1/4”	ATWR24/GW	☐☐	0.5#	$ 112
		36 x 3/8 x 2-1/4”	ATWR36/GW	☐☐	1.0#	145
		48 x 3/8 x 2-1/4”	ATWR48/GW	☐☐	1.0#	150
		72 x 3/8 x 2-1/4”	ATWR72/GW	☐☐	1.5#	208
		96 x 3/8 x 2-1/4”	ATWR96/GW	☐☐	2.0#	221
			Ⓐ	Ⓑ		

HOW TO ORDER

Indicate the following information on order form:
1. Quantity of each item.
2. Model number, including options. See “How To Build a Model Number”.
3. Any special service required.

Note: • The ☐ indicates that a choice is required.
- The absence of the ☐ indicates that no choice is required.
- Alpha-numeric characters in place of ☐ indicate that no other alternatives are available.

HOW TO BUILD A MODEL NUMBER

Ⓐ Select basic model.

Ⓑ Select paint color.
Refer to the **Product Color Options** page in this price list.

FINISH INFORMATION

Additional Paint Colors
Other paint colors are available with additional lead time. Contact KI.

SPECIAL SERVICES

Special Carton Marking

With specially marked information	N/C

Shipping
Ships **assembled, FOB Pembroke, ON K8A 0E1, freight prepaid.** Freight class 70.

Specifications and prices are subject to change without prior notice.

Isle™ Power and Data Unit

Isle™ Power and Data Unit

	MODEL	Features	DIA	MODEL NUMBER Basic Model	Approx. Packaged Weight	Delivered Pricing
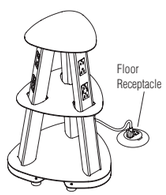 HRDPT	**Isle™** • 12 - 3 prong receptacles • 6 - USB power outlets • Single 3 prong plug power source 108" long (15 amps) • Includes tether and anchor slots for security (tether and anchor are customer provided) • Designed to clear under standard height tables • Glides only	Black	25.5 H x 18"	ISLE.BL	35.0#	$ 2659
		Cottonwood	25.5 H x 18"	ISLE.CO	35.0#	2659
		Starlight Silver	25.5 H x 18"	ISLE.SX	35.0#	2659

Ⓐ

HOW TO ORDER

Indicate the following information on order form:
1. Quantity of each item.
2. Model number, including options. See "How To Build a Model Number".
3. Any special service required.

Note: • The ☐ indicates that a choice is required.
- The absence of the ☐ indicates that no choice is required.
- Alpha-numeric characters in place of ☐ indicate that no other alternatives are available.

HOW TO BUILD A MODEL NUMBER

Ⓐ Select basic model.

SPECIAL SERVICES

Special Carton Marking

With specially marked information N/C

Shipping

Ships **assembled, FOB Bonduel, WI 54107, freight prepaid.** Freight class 70.

Specifications and prices are subject to change without prior notice.

Worksurface Accessories
Keyboard Tray with Trackless Arm

Worksurface Accessories
Keyboard Tray with Trackless Arm

	MODEL	MODEL NUMBER Basic Model	Approx. Packaged Weight	Delivered Pricing
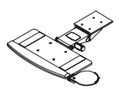 HRDPT	**Keyboard Tray with Trackless Arm** • Trackless arm requires only 9-3/8" mounting space under worksurface • Articulating keyboard arm support • Mini HDPE tray with swivel mouse tray • Compliant with 5th Percentile Seated Height Range knee clearance outlined in ANSI/HFES 100-2007 Guidelines • Effortless height range adjustment from -1.25 to -6.98 below the mounting surface • Lift and lock height locking method • Direct mounting • Tilt angle of +10 to -15 degrees • Dial tilt soft-touch knob with tilt and height indicator • 360 degree swivel allows user to move keyboard freely from side to side • Available in black	KTTA	10.0#	$ 455
		Ⓐ		

HOW TO ORDER

Indicate the following information on order form:
1. Quantity of each item.
2. Model number, including options. See "How To Build a Model Number".
3. Any special service required.

Note: • The ☐ indicates that a choice is required.
- The absence of the ☐ indicates that no choice is required.
- Alpha-numeric characters in place of ☐ indicate that no other alternatives are available.

HOW TO BUILD A MODEL NUMBER

Ⓐ Select basic model.

SPECIAL SERVICES

Special Carton Marking

With specially marked information	N/C

Shipping

Ships **knocked down, FOB Manitowoc, WI 54220, freight prepaid.** Freight class 70.

Specifications and prices are subject to change without prior notice.

Worksurface Accessories
Corner Worksurface Keyboard Trays

Worksurface Accessories
Corner Worksurface Keyboard Trays

	MODEL	W x D	MODEL NUMBER Basic Model	Approx. Packaged Weight	Delivered Pricing
 HRDPT	**Keyboard Tray for Corner Worksurfaces without Mouse Tray** • Ergonomically shaped, low-profile ABS plastic keyboard tray features anti-skid grip strips • Snap in foam-gel wrist rest is easy to clean and wear resistant • 23.0" glide track requires 24" deep clearance under worksurface • Low profile arm design provides maximum leg room • Patented lift-and-lock spring-assisted counterbalancing system allows for precise height adjustment (up 3.0" and down 7.75") without use of knobs or levers • Fully adjustable 7.5" extended length neck accommodates corner mounts • 360° swivel allows user to move keyboard freely from side to side • Soft touch knob provides tilt control +/-15 degrees • Available in black only	23 x 12.3"	KOMG.23	17.0#	$ 496
			Ⓐ		

HOW TO ORDER

Indicate the following information on order form:
1. Quantity of each item.
2. Model number, including options. See "How To Build a Model Number".
3. Any special service required.

Note: • The ☐ indicates that a choice is required.
- The absence of the ☐ indicates that no choice is required.
- Alpha-numeric characters in place of ☐ indicate that no other alternatives are available.

HOW TO BUILD A MODEL NUMBER

Ⓐ Select basic model.

SPECIAL SERVICES

Special Carton Marking

With specially marked information	N/C

Shipping

Ships **knocked down, FOB Manitowoc, WI 54220, freight prepaid.** Freight class 70.

Specifications and prices are subject to change without prior notice.

Worksurface Accessories
Corner Worksurface Keyboard Trays

Worksurface Accessories
Corner Worksurface Keyboard Trays

	MODEL	W x D	MODEL NUMBER Basic Model	Approx. Packaged Weight	Delivered Pricing
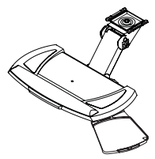 HRDPT	**Keyboard Tray for Corner Worksurfaces with Mouse Tray** • Sliding mouse surface has three forward index positions for optimal ergonomic posture • Slide-through mousing surface adjusts easily from side to side for left or right hand usage; mouse tray does not tilt • Ergonomically shaped, low-profile ABS plastic keyboard tray features anti-skid grip strips, built-in cable manager and fence • Snap in foam-gel wrist rest is easy to clean and wear resistant • 23.0" glide track requires 24" deep clearance under worksurface • Low profile arm design provides maximum leg room • Patented lift-and-lock spring-assisted counterbalancing system allows for precise height adjustment (up 3.0" and down 7.75") without use of knobs or levers • Fully adjustable 7.5" extended length neck accommodates corner mounts • 360° swivel allows user to move keyboard freely from side to side • Soft touch knob provides tilt control +/-15 degrees • Available in black only	23 x 12.3"	KOMG.23.M Ⓐ	17.0#	$ 582

HOW TO ORDER

Indicate the following information on order form:
1. Quantity of each item.
2. Model number, including options. See "How To Build a Model Number".
3. Any special service required.

Note: • The ☐ indicates that a choice is required.
- The absence of the ☐ indicates that no choice is required.
- Alpha-numeric characters in place of ☐ indicate that no other alternatives are available.

HOW TO BUILD A MODEL NUMBER

Ⓐ Select basic model.

SPECIAL SERVICES

Special Carton Marking

With specially marked information N/C

Shipping

Ships **knocked down, FOB Manitowoc, WI 54220, freight prepaid.** Freight class 70.

Specifications and prices are subject to change without prior notice.

Worksurface Accessories
Corner Worksurface Keyboard Trays

Worksurface Accessories
Corner Worksurface Keyboard Trays

	MODEL	W x D	MODEL NUMBER Basic Model	Approx. Packaged Weight	Delivered Pricing
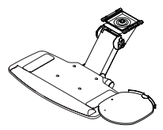 HRDPT	**Keyboard Tray for Corner Worksurfaces with Tilt and Swivel Mouse Tray** • Ergonomically shaped, rigid phenolic tray is sturdier than steel, and offers anti-skid grip strips • Built-in mouse guard with cable management prevents mouse from slipping off tray • Adjustable and detachable swivel and tilt mouse tray attaches right or left • Snap in foam-gel wrist rest is easy to clean and wear resistant • 23.0" glide track requires 24" deep clearance under worksurface • Low profile arm design provides maximum leg room • Patented lift-and-lock spring-assisted counterbalancing system allows for precise height adjustment (up 3.0" and down 7.75") without use of knobs or levers • Fully adjustable 7.5" extended length neck accommodates corner mounts • 360° swivel allows user to move keyboard freely from side to side • Soft touch knob provides tilt control +/-15 degrees • Available in graphite tray and black arm	21 x 13"	KOMG.23.PM	18.0#	$ 838
			Ⓐ		

HOW TO ORDER

Indicate the following information on order form:
1. Quantity of each item.
2. Model number, including options. See "How To Build a Model Number".
3. Any special service required.

Note: • The ☐ indicates that a choice is required.
- The absence of the ☐ indicates that no choice is required.
- Alpha-numeric characters in place of ☐ indicate that no other alternatives are available.

HOW TO BUILD A MODEL NUMBER

Ⓐ Select basic model.

SPECIAL SERVICES

Special Carton Marking

With specially marked information N/C

Shipping

Ships **knocked down, FOB Manitowoc, WI 54220, freight prepaid.** Freight class 70.

Specifications and prices are subject to change without prior notice.

Worksurface Accessories
Corner Worksurface Keyboard Trays

Worksurface Accessories
Corner Worksurface Keyboard Trays

	MODEL	W x D	MODEL NUMBER Basic Model	Approx. Packaged Weight	Delivered Pricing
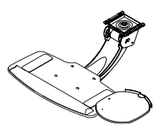 HRDPT	**Keyboard Tray for Corner Surface-Sit-to-Stand Tilt & Swivel Mouse Tray** • Ergonomically shaped, rigid phenolic tray is sturdier than steel, and offers anti-skid grip strips • Built-in mouse guard with cable management prevents mouse from slipping off tray • Adjustable and detachable swivel and tilt mouse tray attaches right or left • Snap in foam-gel wrist rest is easy to clean and wear resistant • 23.0" glide track requires 24" deep clearance under worksurface • Low profile arm design provides maximum leg room • Sit-to stand spring-assisted counterbalancing system allows for precise height adjustment (up 8.25" and down 6.0") without use of knobs or levers • 360° swivel allows user to move keyboard freely from side to side • Soft touch knob provides tilt control +/-15 degrees • Available in graphite tray and black arm	21 x 13"	KOMSG.23.PM	18.0#	$ 1021
			Ⓐ		

HOW TO ORDER

Indicate the following information on order form:
1. Quantity of each item.
2. Model number, including options. See "How To Build a Model Number".
3. Any special service required.

Note: • The ☐ indicates that a choice is required.
- The absence of the ☐ indicates that no choice is required.
- Alpha-numeric characters in place of ☐ indicate that no other alternatives are available.

HOW TO BUILD A MODEL NUMBER

Ⓐ Select basic model.

SPECIAL SERVICES

Special Carton Marking

With specially marked information	N/C

Shipping

Ships **knocked down, FOB Manitowoc, WI 54220, freight prepaid.** Freight class 70.

Specifications and prices are subject to change without prior notice.

Worksurface Accessories
Keyboard Trays with Standard Arms

Worksurface Accessories
Keyboard Trays with Standard Arms

	MODEL	W x D	MODEL NUMBER Basic Model	Approx. Packaged Weight	Delivered Pricing
 HRDPT	**Keyboard Tray for Rectangular Worksurfaces without Mouse Tray** • Ergonomically shaped, low-profile ABS plastic keyboard tray features anti-skid grip strips • Snap in foam-gel wrist rest is easy to clean and wear resistant • 20" glide track requires 21" deep clearance under worksurface • Low profile arm design provides maximum leg room • Patented lift-and-lock spring-assisted counterbalancing system allows for precise height adjustment (up 2.5" and down 5.8") without use of knobs or levers • Fully adjustable 5.5" standard length neck accommodates straight desktops with limited space • 360° swivel allows user to move keyboard freely from side to side • Soft touch knob provides tilt control +/-15 degrees • Available in black only	23 x 12.3"	KOMG.20	15.0#	$ 583
			Ⓐ		

HOW TO ORDER

Indicate the following information on order form:
1. Quantity of each item.
2. Model number, including options. See "How To Build a Model Number".
3. Any special service required.

Note: • The ☐ indicates that a choice is required.
- The absence of the ☐ indicates that no choice is required.
- Alpha-numeric characters in place of ☐ indicate that no other alternatives are available.

HOW TO BUILD A MODEL NUMBER

Ⓐ Select basic model.

SPECIAL SERVICES

Special Carton Marking

With specially marked information	N/C

Shipping

Ships **assembled, FOB Pembroke, ON K8A 0E1, freight prepaid.** Freight class 70.

Specifications and prices are subject to change without prior notice.

Worksurface Accessories
Keyboard Trays with Standard Arms

Worksurface Accessories
Keyboard Trays with Standard Arms

	MODEL	W x D	MODEL NUMBER Basic Model	Approx. Packaged Weight	Delivered Pricing
 HRDPT	**Keyboard Tray for Rectangular Worksurfaces with Mouse Tray** • Sliding mouse surface has three forward index positions for optimal ergonomic posture • Slide-through mousing surface adjusts easily from side to side for left or right hand usage • Ergonomically shaped, stable, low-profile ABS plastic keyboard tray features antiskid grip strips, built-in cable manager and fence • Snap in foam-gel wrist rest is easy to clean and wear resistant • 20" glide track requires 21" deep clearance under worksurface • Low profile arm design provides maximum leg room • Patented lift-and-lock spring-assisted counterbalancing system allows for precise height adjustment (up 2.5" and down 5.8") without use of knobs or levers • Fully adjustable 5.5" standard length neck accommodates straight desktops with limited space • 360° swivel allows user to move keyboard freely from side to side • Soft touch knob provides tilt control +/-15 degrees • Available in black only	23 x 12.3"	KOMG.20.M Ⓐ	15.0#	$ 668

HOW TO ORDER

Indicate the following information on order form:
1. Quantity of each item.
2. Model number, including options. See "How To Build a Model Number".
3. Any special service required.

Note: • The ☐ indicates that a choice is required.
- The absence of the ☐ indicates that no choice is required.
- Alpha-numeric characters in place of ☐ indicate that no other alternatives are available.

HOW TO BUILD A MODEL NUMBER

Ⓐ Select basic model.

SPECIAL SERVICES

Special Carton Marking

With specially marked information	N/C

Shipping

Ships **assembled, FOB Pembroke, ON K8A 0E1, freight prepaid.** Freight class 70.

Specifications and prices are subject to change without prior notice.

Worksurface Accessories
Keyboard Trays with Standard Arms

Worksurface Accessories
Keyboard Trays with Standard Arms

	MODEL	W x D	MODEL NUMBER Basic Model	Approx. Packaged Weight	Delivered Pricing
 HRDPT	**Keyboard Tray for Rectangular Worksurfaces with Tilt Mouse Tray** • Ergonomically shaped, rigid phenolic tray is sturdier than steel, and offers anti-skid grip strips • Built-in mouse guard with cable management prevents mouse from slipping off tray • Adjustable and detachable swivel and tilt mouse tray attaches right or left • Snap in foam-gel wrist rest is easy to clean and wear resistant • 20” glide track requires 21” deep clearance under worksurface • Low profile arm design provides maximum leg room • Patented lift-and-lock spring-assisted counterbalancing system allows for precise height adjustment (up 2.5” and down 5.8”) without use of knobs or levers • Fully adjustable 5.5” standard length neck accommodates straight desktops with limited space • 360° swivel allows user to move keyboard freely from side to side • Soft touch knob provides tilt control +/-15 degrees • Available in graphite tray and black arm	21 x 13”	KOMG.20.PM	16.0#	$ 930
			Ⓐ		

HOW TO ORDER

Indicate the following information on order form:
1. Quantity of each item.
2. Model number, including options. See “How To Build a Model Number”.
3. Any special service required.

Note: • The ☐ indicates that a choice is required.
- The absence of the ☐ indicates that no choice is required.
- Alpha-numeric characters in place of ☐ indicate that no other alternatives are available.

HOW TO BUILD A MODEL NUMBER

Ⓐ Select basic model.

SPECIAL SERVICES

Special Carton Marking

With specially marked information N/C

Shipping

Ships **assembled, FOB Pembroke, ON K8A 0E1, freight prepaid.** Freight class 70.

Specifications and prices are subject to change without prior notice.

Worksurface Accessories
Keyboard Drawer

Worksurface Accessories
Keyboard Drawer

	MODEL	W x D	MODEL NUMBER Basic Model	Approx. Packaged Weight	Delivered Pricing
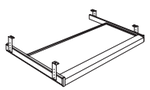 HRDPT	**Sliding Keyboard Drawer** • Sliding drawer mounts under worksurface • 12” telescoping slides • Standard with molded palm rest • Cannot be used on 24” deep corner units • Available in black only	20-7/8 x 10-1/2”	KBD.24.BL	9.0#	$ 287
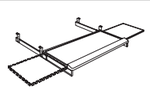 HRDPT	**Sliding Keyboard Drawer w/Mouse Tray** • Sliding keyboard drawer with non-handed sliding mousing surface • Standard with molded palm rest • 24” has 12” telescoping slides • 30” has 16” telescoping slides • Cannot be used on 24” deep corner units • Available in black only	20-7/8 x 10-1/2”	KBDM.30.BL	10.0#	$ 360

Ⓐ

HOW TO ORDER

Indicate the following information on order form:
1. Quantity of each item.
2. Model number, including options. See “How To Build a Model Number”.
3. Any special service required.

Note: • The ☐ indicates that a choice is required.
- The absence of the ☐ indicates that no choice is required.
- Alpha-numeric characters in place of ☐ indicate that no other alternatives are available.

HOW TO BUILD A MODEL NUMBER

Ⓐ Select basic model.

SPECIAL SERVICES

Special Carton Marking

With specially marked information N/C

Shipping

Ships **assembled, FOB Pembroke, ON K8A 0E1, freight prepaid.** Freight class 70.

Specifications and prices are subject to change without prior notice.

Worksurface Accessories
CPU Sling

Worksurface Accessories
CPU Sling

	MODEL	W x D	MODEL NUMBER Basic Model	Approx. Packaged Weight	Delivered Pricing
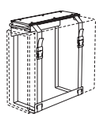 HRDPT	**CPU Sling** • Vertically supports and stores CPU below the worksurface • Straps have positive locking clamps • Provides 5-1/2" of travel and 359° swivel • Maximum weight capacity is 75 lbs. • Available in black only • Recommended for 30" deep worksurfaces • Accommodates CPU with maximum circumference of 65"	5-3/8 x 18"	CPU.SLING Ⓐ	10.0#	$ 251

HOW TO ORDER

Indicate the following information on order form:
1. Quantity of each item.
2. Model number, including options. See "How To Build a Model Number".
3. Any special service required.

Note: • The ☐ indicates that a choice is required.
- The absence of the ☐ indicates that no choice is required.
- Alpha-numeric characters in place of ☐ indicate that no other alternatives are available.

HOW TO BUILD A MODEL NUMBER

Ⓐ Select basic model.

SPECIAL SERVICES

Special Carton Marking

With specially marked information N/C

Shipping

Ships **knocked down, FOB Bonduel, WI 54107, freight prepaid.** Freight class 70.

Specifications and prices are subject to change without prior notice.

Worksurface Accessories
Adjustable/Securable CPU Holder

Worksurface Accessories
Adjustable/Securable CPU Holder

	MODEL	MODEL NUMBER Basic Model	Approx. Packaged Weight	Delivered Pricing
 HRDPT	**CPU Holder, No Lock** • Slide mechanism 17" forward slide • Vertical 13-1/2" to 22-1/2" • Horizontal (side-to-side) 3-1/2" to 9" • No more than 85 lbs • Black only • Check under surface clearances before ordering	KOCPUS	13.0#	$ 351
HRDPT	**CPU Holder with Lock** • Integrated lock within the handle • Black only	KOCPUL	14.0#	$ 475

Ⓐ

HOW TO ORDER

Indicate the following information on order form:
1. Quantity of each item.
2. Model number, including options. See "How To Build a Model Number".
3. Any special service required.

Note: • The ☐ indicates that a choice is required.
- The absence of the ☐ indicates that no choice is required.
- Alpha-numeric characters in place of ☐ indicate that no other alternatives are available.

HOW TO BUILD A MODEL NUMBER

Ⓐ Select basic model.

SPECIAL SERVICES

Special Carton Marking

With specially marked information N/C

Shipping

Ships **knocked down, FOB Bonduel, WI 54107, freight prepaid.** Freight class 70.

Specifications and prices are subject to change without prior notice.

Worksurface Accessories
Compact CPU Holder

Worksurface Accessories
Compact CPU Holder

	MODEL	MODEL NUMBER Basic Model	Approx. Packaged Weight	Delivered Pricing
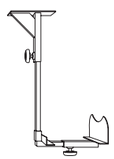 HRDPT	**Compact CPU Holder** • Vertically or horizontally supports and stores CPU below the worksurface • Available in black only • Holder in the vertical position accommodates CPU's 5.5 to 9.8 inches wide and 15.5 to 20 inches tall • Holder in the horizontal position accommodates CPU's 13.8 to 18.8 inches wide and 7.3 to 11.3 inches tall • Can hold up to 70-80 lbs in the vertical position • Can hold up to 30 lbs in the horizontal position • Mounting plate overall dimensions 5.38" x 3.95"	KOCPUE	7.0#	$ 100
		Ⓐ		

HOW TO ORDER

Indicate the following information on order form:
1. Quantity of each item.
2. Model number, including options. See "How To Build a Model Number".
3. Any special service required.

Note: • The ☐ indicates that a choice is required.
- The absence of the ☐ indicates that no choice is required.
- Alpha-numeric characters in place of ☐ indicate that no other alternatives are available.

HOW TO BUILD A MODEL NUMBER

Ⓐ Select basic model.

SPECIAL SERVICES

Special Carton Marking

With specially marked information N/C

Shipping

Ships **knocked down, FOB Bonduel, WI 54107, freight prepaid.** Freight class 70.

Specifications and prices are subject to change without prior notice.

Worksurface Accessories
Mini CPU Holder

Worksurface Accessories
Mini CPU Holder

	MODEL	MODEL NUMBER Basic Model	Approx. Packaged Weight	Delivered Pricing
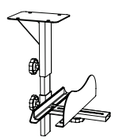	**Mini CPU Holder** • Mounts under the work surface • Adjustable height and width • Vertical 7.2" to 16" • Horizontal (side-to-side) 1.2" to 6" • Black only	KOCPUM	7.0#	$ 77
HRDPT		Ⓐ		

HOW TO ORDER

Indicate the following information on order form:
1. Quantity of each item.
2. Model number, including options. See "How To Build a Model Number".
3. Any special service required.

Note: • The ☐ indicates that a choice is required.
- The absence of the ☐ indicates that no choice is required.
- Alpha-numeric characters in place of ☐ indicate that no other alternatives are available.

HOW TO BUILD A MODEL NUMBER

Ⓐ Select basic model.

SPECIAL SERVICES

Special Carton Marking

With specially marked information N/C

Shipping

Ships **knocked down, FOB Bonduel, WI 54107, freight prepaid.** Freight class 70.

Specifications and prices are subject to change without prior notice.

Pneumatic Monitor Arm
Extended Arm

Pneumatic Monitor Arm
Extended Arm

	MODEL	Features	MODEL NUMBER Basic Model	Approx. Packaged Weight	Delivered Pricing
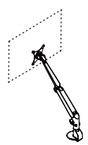 HRDPT	**Extended Arm for 6-11 lb. Monitors** • Arm extends up to 19.6" from the base • Vertical range of motion is 9.2-19.6" high from the center of the bracket • Holds 6-11 lb monitors • Horizontal range of motion is 3.8-18.0" • After installation monitor can be rotated to either portrait or landscape • 75/100 VESA compliant • 180 degree rotation on the base • 90 degree monitor pivot • CM option comes with a standard clamp mount/grommet kit • Finish is silver • Clamp mount (CM) requires 2-3/4" of under worksurface clearance, consult the assembly instructions for alternative mounting options	Clamp Mount	K.61092.SL.CM	9.0#	$ 718
			Ⓐ		

HOW TO ORDER

Indicate the following information on order form:
1. Quantity of each item.
2. Model number, including options. See "How To Build a Model Number".
3. Any special service required.

Note: • The ☐ indicates that a choice is required.
- The absence of the ☐ indicates that no choice is required.
- Alpha-numeric characters in place of ☐ indicate that no other alternatives are available.

HOW TO BUILD A MODEL NUMBER

Ⓐ Select basic model.

SPECIAL SERVICES

Special Carton Marking

With specially marked information N/C

Shipping

Ships **assembled, FOB Manitowoc, WI 54220, freight prepaid.** Freight class 70.

Specifications and prices are subject to change without prior notice.

Monitor Arms

Monitor Arms

	MODEL	Features	MODEL NUMBER Basic Model	Approx. Packaged Weight	Delivered Pricing
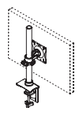 HRDPT	**12" Post, Single Screen** • 12" post with table-edge mount or grommet mount • Swivel/tilt adapter plate for 75 & 100mm hole patterns • Plate attaches to monitor • Supports one 14 lb. flat screen monitor • Can be used on both freestanding tables and panel-mounted worksurfaces • 360° swivel movement allows monitor to rotate from landscape to portrait orientation • Pole allows manual height adjustment through a 9" range to accommodate user preference • Includes parts for either clamp or grommet mount • Monitor is not included	Silver finish	CFS01.SL	6.0#	$ 242
		White finish	CFS01.WH	6.0#	242
		Black finish	CFS01.BL	6.0#	242
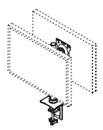 HRDPT	**12" Post, Dual Screen** • 12" post with table-edge mount or grommet mount • Swivel/tilt adapter plate for 75 & 100mm hole patterns • Supports two 14 lb. flat screen monitors back-to-back • Can be used on both freestanding tables and panel-mounted worksurfaces • 360° swivel movement allows monitor to rotate from landscape to portrait orientation • Pole allows manual height adjustment through a 9" range to accommodate user preference • Includes parts for either clamp or grommet mount • Monitors are not included	Silver finish	CFS02.SL	8.0#	$ 462
		White finish	CFS02.WH	8.0#	462
		Black finish	CFS02.BL	8.0#	462

Ⓐ

HOW TO ORDER

Indicate the following information on order form:
1. Quantity of each item.
2. Model number, including options. See "How To Build a Model Number".
3. Any special service required.

Note: • The ☐ indicates that a choice is required.
- The absence of the ☐ indicates that no choice is required.
- Alpha-numeric characters in place of ☐ indicate that no other alternatives are available.

HOW TO BUILD A MODEL NUMBER

Ⓐ Select basic model.

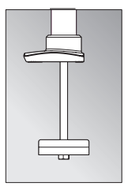

Grommet Mount

The grommet mount is required for use on the following products: DataLink®, InTandem®, WorkZone®, True® and 700 Series® Desk. Grommet Mount requires a 3/8" to 3-1/2" dia. hole for worksurfaces up to 2-1/2" thick drilled in surface on location or through a KI Product Modification Request (specify location).

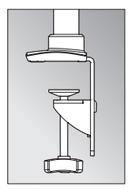

Table-edge Mount

The table edge mount CANNOT be used on the following products: DataLink®, InTandem®, WorkZone®, True® and 700 Series® Desk. The table edge mount attaches on worksurfaces up to 2-1/2" thick. The lower portion of the clamp can be removed allowing the bracket to be inserted between the worksurface and panel without removing the worksurface.

SPECIFICATIONS

Tilt +1/-90°
Swivel +1/-180
Rotation +/-180
Worksurface Range 0-3.5" for table edge mount
Material - Steel and aluminum

Warranty - These products are warranted as follows: Lifetime
Monitor - These products are not included.

SPECIAL SERVICES

Special Carton Marking

With specially marked information N/C

Shipping

Ships **assembled, FOB Manitowoc, WI 54220, freight prepaid.** Freight class 70.

Specifications and prices are subject to change without prior notice.

KI

Monitor Arms

	MODEL	Features	MODEL NUMBER Basic Model	Approx. Packaged Weight	Delivered Pricing
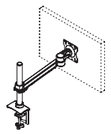 HRDPT	**12" Post, Single Screen, 10" Arm** • 12" post with table-edge mount or grommet mount • 10" arm with one wire management clip • 10" arm has integrated wire management channel and cover • Swivel/tilt adapter plate for 75 & 100mm hole patterns • Supports one 14 lb. flat screen monitor • Can be used on both freestanding tables and panel-mounted worksurfaces • 360° swivel movement allows monitor to rotate from landscape to portrait orientation • Pole allows manual height adjustment through a 9" range to accommodate user preference • Includes parts for either clamp or grommet mount • Monitor is not included	Silver finish	CFS03.SL	7.0#	$ 309
		White finish	CFS03.WH	7.0#	309
		Black finish	CFS03.BL	7.0#	309
 HRDPT	**12" Post, Single Screen, Height-Adjustable Double Extension Arm** • 12" post with table-edge mount or grommet mount • One 10" arm and one 9" arm with two wire management clips • 10" arm has integrated wire management channel and cover • Swivel/tilt adapter plate for 75 & 100mm hole patterns • Supports one 14 lb. flat screen monitor • Can be used on both freestanding tables and panel-mounted worksurfaces • 360° swivel movement allows monitor to rotate from landscape to portrait orientation • Pole allows manual height adjustment through a 9" range to accommodate user preference • Includes parts for either clamp or grommet mount • Monitor is not included • 24" of forward/backward movement • Arm folds back to post to maximize desk space	Silver finish	CFS04.SL	9.0#	$ 376
		White finish	CFS04.WH	9.0#	376
		Black finish	CFS04.BL	9.0#	376

Ⓐ

HOW TO ORDER

Indicate the following information on order form:
1. Quantity of each item.
2. Model number, including options. See "How To Build a Model Number".
3. Any special service required.

Note: • The ☐ indicates that a choice is required.
- The absence of the ☐ indicates that no choice is required.
- Alpha-numeric characters in place of ☐ indicate that no other alternatives are available.

HOW TO BUILD A MODEL NUMBER

Ⓐ Select basic model.

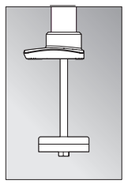

Grommet Mount

The grommet mount is required for use on the following products: DataLink®, InTandem®, WorkZone®, True® and 700 Series® Desk. Grommet Mount requires a 3/8" to 3-1/2" dia. hole for worksurfaces up to 2-1/2" thick drilled in surface on location or through a KI Product Modification Request (specify location).

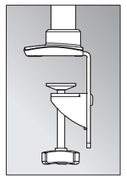

Table-edge Mount

The table edge mount CANNOT be used on the following products: DataLink®, InTandem®, WorkZone®, True® and 700 Series® Desk. The table edge mount attaches on worksurfaces up to 2-1/2" thick. The lower portion of the clamp can be removed allowing the bracket to be inserted between the worksurface and panel without removing the worksurface.

SPECIFICATIONS

Tilt +1/-90°
Swivel +1/-180
Rotation +/-180
Worksurface Range 0-3.5" for table edge mount
Material - Steel and aluminum

Warranty - These products are warranted as follows: Lifetime
Monitor - These products are not included.

SPECIAL SERVICES

Special Carton Marking

With specially marked information N/C

Shipping

Ships **assembled, FOB Manitowoc, WI 54220, freight prepaid.** Freight class 70.

Specifications and prices are subject to change without prior notice.

	MODEL	Features	MODEL NUMBER Basic Model	Approx. Packaged Weight	Delivered Pricing
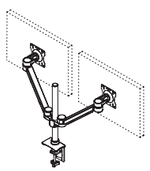 HRDPT	**12" Post, Dual Screen, Two 10" Arms** • 12" post with table-edge mount or grommet mount • Two 10" arms with two wire management clips • Arms have integrated wire management channel and cover • Two swivel/tilt adapter plates for 75 & 100mm hole patterns • Supports two 20 lb. flat screen monitors with a maximum width of 23.7" per screen • Can be used on both freestanding tables and panel-mounted worksurfaces • 360° swivel movement allows monitor to rotate from landscape to portrait orientation • Pole allows manual height adjustment through a 11" range to accommodate user preference • Includes parts for either clamp or grommet mount • Monitors are not included • Monitors adjust in unison to maintain a level plane and provide consistent vision line	Silver finish	CFS05.SL	10.0#	$ 591
		White finish	CFS05.WH	10.0#	591
		Black finish	CFS05.BL	10.0#	591
			Ⓐ		

HOW TO ORDER

Indicate the following information on order form:
1. Quantity of each item.
2. Model number, including options. See "How To Build a Model Number".
3. Any special service required.

Note: • The ☐ indicates that a choice is required.
- The absence of the ☐ indicates that no choice is required.
- Alpha-numeric characters in place of ☐ indicate that no other alternatives are available.

HOW TO BUILD A MODEL NUMBER

Ⓐ Select basic model.

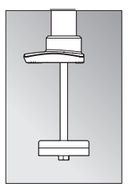

Grommet Mount

The grommet mount is required for use on the following products: DataLink®, InTandem®, WorkZone®, True® and 700 Series® Desk. Grommet Mount requires a 3/8" to 3-1/2" dia. hole for worksurfaces up to 2-1/2" thick drilled in surface on location or through a KI Product Modification Request (specify location).

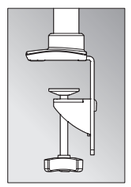

Table-edge Mount

The table edge mount CANNOT be used on the following products: DataLink®, InTandem®, WorkZone®, True® and 700 Series® Desk. The table edge mount attaches on worksurfaces up to 2-1/2" thick. The lower portion of the clamp can be removed allowing the bracket to be inserted between the worksurface and panel without removing the worksurface.

SPECIFICATIONS

Tilt +1/-90°
Swivel +1/-180
Rotation +/-180
Worksurface Range 0-3.5" for table edge mount
Material - Steel and aluminum

Warranty - These products are warranted as follows: Lifetime
Monitor - These products are not included.

SPECIAL SERVICES

Special Carton Marking

With specially marked information N/C

Shipping

Ships **assembled, FOB Manitowoc, WI 54220, freight prepaid.** Freight class 70.

Specifications and prices are subject to change without prior notice.

Monitor Arms

Monitor Arms

	MODEL	Features	MODEL NUMBER Basic Model	Approx. Packaged Weight	Delivered Pricing
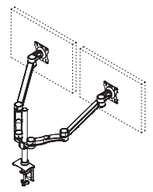 HRDPT	**12" Post, Dual Screen, Two Double Extension Arms** • 12" post with table-edge mount or grommet mount • Two 10" arms and two 9" arms (one 10" and one 9" arm per monitor) with four wire management clips • 10" arms have integrated wire management channel and cover • Two swivel/tilt adapter plates for 75 & 100mm hole patterns • Each extended arm supports one 14 lb. flat screen monitor • Can be used on both freestanding tables and panel-mounted worksurfaces • 360° swivel movement allows monitor to rotate from landscape to portrait orientation • Pole allows manual height adjustment through a 9" range to accommodate user preference • Includes parts for either clamp or grommet mount • Monitors are not included • 24" of forward/backward movement • Arm folds back to post to maximize desk space • Monitors adjust in unison to maintain a level plane and provide consistent vision line	Silver finish	CFS06.SL	11.0#	$ 735
		White finish	CFS06.WH	11.0#	735
		Black finish	CFS06.BL	11.0#	735

Ⓐ

HOW TO ORDER

Indicate the following information on order form:
1. Quantity of each item.
2. Model number, including options. See "How To Build a Model Number".
3. Any special service required.

Note: • The ☐ indicates that a choice is required.
• The absence of the ☐ indicates that no choice is required.
• Alpha-numeric characters in place of ☐ indicate that no other alternatives are available.

HOW TO BUILD A MODEL NUMBER

Ⓐ Select basic model.

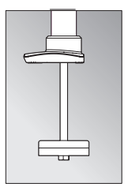

Grommet Mount

The grommet mount is required for use on the following products: DataLink®, InTandem®, WorkZone®, True® and 700 Series® Desk. Grommet Mount requires a 3/8" to 3-1/2" dia. hole for worksurfaces up to 2-1/2" thick drilled in surface on location or through a KI Product Modification Request (specify location).

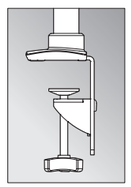

Table-edge Mount

The table edge mount CANNOT be used on the following products: DataLink®, InTandem®, WorkZone®, True® and 700 Series® Desk. The table edge mount attaches on worksurfaces up to 2-1/2" thick. The lower portion of the clamp can be removed allowing the bracket to be inserted between the worksurface and panel without removing the worksurface.

SPECIFICATIONS

Tilt +1/-90°
Swivel +1/-180
Rotation +/-180
Worksurface Range 0-3.5" for table edge mount
Material - Steel and aluminum

Warranty - These products are warranted as follows: Lifetime
Monitor - These products are not included.

SPECIAL SERVICES

Special Carton Marking

With specially marked information N/C

Shipping

Ships **assembled, FOB Manitowoc, WI 54220, freight prepaid.** Freight class 70.

Specifications and prices are subject to change without prior notice.

Monitor Arms

Monitor Arms

	MODEL	Features	MODEL NUMBER Basic Model	Approx. Packaged Weight	Delivered Pricing
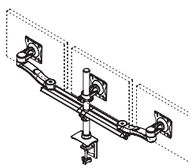 HRDPT	**16" Post, Triple Screen** • 16" post with table-edge mount or grommet mount • Features two 8" arms outer arms attached to a 22" horizontal support beam • All monitors' heights adjust in unison • Supports monitors with a maximum horizontal dimension of 18" • Three swivel/tile adapter plates for 75 & 100mm hole patterns • Each adapter plate supports one 14 lb. flat screen monitor • Can be used on both freestanding tables and panel mounted work surfaces • 360° swivel movement allows monitors to rotate from landscape to portrait orientation • Pole allows manual height adjustment through 9" range to accommodate user preference • Includes parts for either clamp or grommet mount • Wire manager included • Monitors are not included	Silver finish	CFS07.SL	13.0#	$ 858
		Black finish	CFS07.BL	13.0#	858

Ⓐ

HOW TO ORDER

Indicate the following information on order form:
1. Quantity of each item.
2. Model number, including options. See "How To Build a Model Number".
3. Any special service required.

Note: • The ☐ indicates that a choice is required.
- The absence of the ☐ indicates that no choice is required.
- Alpha-numeric characters in place of ☐ indicate that no other alternatives are available.

HOW TO BUILD A MODEL NUMBER

Ⓐ Select basic model.

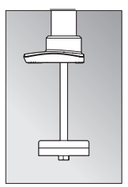

Grommet Mount

The grommet mount is required for use on the following products: DataLink®, InTandem®, WorkZone®, True® and 700 Series® Desk. Grommet Mount requires a 3/8" to 3-1/2" dia. hole for worksurfaces up to 2-1/2" thick drilled in surface on location or through a KI Product Modification Request (specify location).

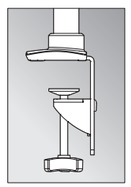

Table-edge Mount

The table edge mount CANNOT be used on the following products: DataLink®, InTandem®, WorkZone®, True® and 700 Series® Desk. The table edge mount attaches on worksurfaces up to 2-1/2" thick. The lower portion of the clamp can be removed allowing the bracket to be inserted between the worksurface and panel without removing the worksurface.

SPECIFICATIONS

Tilt +1/-90°
Swivel +1/-180
Rotation +/-180
Worksurface Range 0-3.5" for table edge mount
Material - Steel and aluminum

Warranty - These products are warranted as follows: Lifetime
Monitor - These products are not included.

SPECIAL SERVICES

Special Carton Marking

With specially marked information N/C

Shipping

Ships **assembled, FOB Manitowoc, WI 54220, freight prepaid.** Freight class 70.

Specifications and prices are subject to change without prior notice.

Power Module and Electrical Accessories
Product Color Options

Power Module and Electrical Accessories
Product Color Options

Ashley Duo Module Colors

Black	BL
Warm Grey	WG
Cottonwood	TT

PowerUp Module Poly Colors

Black	BL
Cool Grey	CG
Flannel	FN
Grey	GR
Light Tone	LG
Misty Brown	MY
Sand	SA
Warm Grey	WG

Villa Module Poly Colors

Black	BL

Dean, Dubbel, Node Power Module Color (Corded, Pattern)

Black	BL
Cool Grey	CG
Cottonwood	CO
Warm Grey	WG

Villa Grommet Paint Colors

Black	BL
Blue Grey	GR
Bronze Metallic	ZM
Champagne Metallic	CM
Cool Grey	CG
Cottonwood	CO
Flannel	FN
Misty Brown	MY
Starlight Silver Metallic	SX
Warm Grey	WG

Accessory Power Modules
Drop-in USB Charger

Accessory Power Modules
Drop-in USB Charger

	MODEL	L	MODEL NUMBER Basic Model	Approx. Packaged Weight	Delivered Pricing
 HRDPT	**Drop-in USB charger** • Available only in black • Snaps into the universal data tree ports (in place of the data) • Must be plugged into separate power source • Will work with any KI Power-Up already in the field • Cord length is 72” • 4 amps combined for both USB charging ports • Plug dimensions are 1-1/2” deep x 3-3/8” high x 1-7/8” wide	72”	USB.CHARGE.BL	1.0#	$ 134
			Ⓐ		

HOW TO ORDER

Indicate the following information on order form:
1. Quantity of each item.
2. Model number, including options. See “How To Build a Model Number”.
3. Any special service required.

Note: • The ☐ indicates that a choice is required.
- The absence of the ☐ indicates that no choice is required.
- Alpha-numeric characters in place of ☐ indicate that no other alternatives are available.

HOW TO BUILD A MODEL NUMBER

Ⓐ Select basic model.

SPECIAL SERVICES

Special Carton Marking

With specially marked information N/C

Shipping

Ships **assembled, FOB Bonduel, WI 54107, freight prepaid.** Freight class 85.

Specifications and prices are subject to change without prior notice.

Accessory Power Modules
Wireless Charging Module

Accessory Power Modules
Wireless Charging Module

	MODEL	MODEL NUMBER Basic Model	Approx. Packaged Weight	Delivered Pricing
 HRDPT	**Wireless Charging Module** • Flush surface mount • Field installable - mounts into a 3.15" diameter hole • Work surface thickness requirement: 0.71" to 1.97" • 1.5A, 5V input • Standard cord length 78" • Black finish • Compatible with any Qi™ certified device • Steel plate and screws included to secure to surface	QIGMT2	1.0#	$ 443

Ⓐ

HOW TO ORDER

Indicate the following information on order form:
1. Quantity of each item.
2. Model number, including options. See "How To Build a Model Number".
3. Any special service required.

Note: • The ☐ indicates that a choice is required.
- The absence of the ☐ indicates that no choice is required.
- Alpha-numeric characters in place of ☐ indicate that no other alternatives are available.

HOW TO BUILD A MODEL NUMBER

Ⓐ Select basic model.

SPECIAL SERVICES

Special Carton Marking

With specially marked information N/C

Shipping

Ships **assembled, FOB Bonduel, WI 54107, freight prepaid.** Freight class 70.

Specifications and prices are subject to change without prior notice.

Accessory Power Modules
Ashley Duo™ Module General Information

Ashley Duo Module

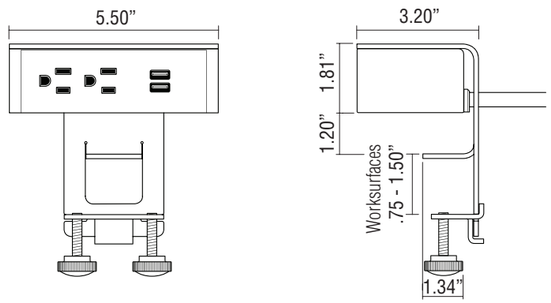

Ashley Duo Under Mount Module

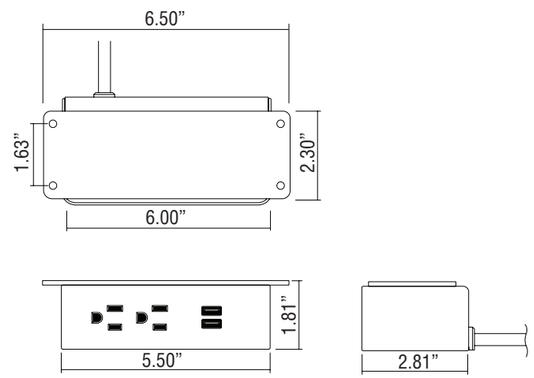

Accessory Power Modules
Ashley Duo™ Module

Accessory Power Modules
Ashley Duo™ Module

	MODEL	Features	MODEL NUMBER Basic Model	MODEL NUMBER Module Color	Approx. Packaged Weight	Delivered Pricing
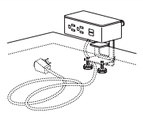 HRDPT	**Ashley Duo Module** • Provides two 3-prong receptacles and two USB power outlets (2.1A each) • Modules offer a 3', 8' or 15' 3-prong plug power source • Attach with a thin mounting bracket with thumb screws • Wire management not included • Fits work surfaces .75" to 1.5" in thickness • 15A approved • Dimensions are 5.5" x 3.2" x 4.5"	3'	ASHDUO.3	☐☐	2.4#	$ 295
		8'	ASHDUO.8	☐☐	3.0#	307
		15'	ASHDUO.15	☐☐	3.7#	322
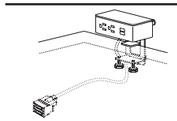 HRDPT	**Ashley Duo Module with Activ8** • Provides two 3-prong receptacles and two USB power outlets (2.1A each) • Modules offer an Activ8 2' cord • Attach with a thin mounting bracket with thumb screws • Infeeds and jumpers sold separately • Wire management not included • Fits work surfaces .75" to 1.5" in thickness • 15A approved • Dimensions are 5.5" x 3.2" x 4.5"	2', Activ8	ASHDUO.A8	☐☐	2.6#	$ 314
			Ⓐ	Ⓑ		

HOW TO ORDER

Indicate the following information on order form:
1. Quantity of each item.
2. Model number, including options. See "How To Build a Model Number".
3. Any special service required.

Note: • The ☐ indicates that a choice is required.
- The absence of the ☐ indicates that no choice is required.
- Alpha-numeric characters in place of ☐ indicate that no other alternatives are available.

HOW TO BUILD A MODEL NUMBER

Ⓐ Select basic model.

Ⓑ Select module color.

BL	- Black
WG	- Warm Grey
TT	- Cottonwood

SPECIAL SERVICES

Special Carton Marking

With specially marked information N/C

Shipping

Ships **assembled, FOB Bonduel, WI 54107, freight prepaid.** Freight class 70.

Specifications and prices are subject to change without prior notice.

Accessory Power Modules
Ashley Duo™ Module

Accessory Power Modules
Ashley Duo™ Module

	MODEL	Features	MODEL NUMBER Basic Model	MODEL NUMBER Module Color	Approx. Packaged Weight	Delivered Pricing
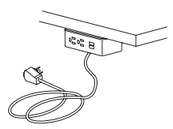 HRDPT	**Ashley Duo Under Module** • Provides two 3-prong receptacles and two USB power outlets (2.1A each) • Modules offer a 3', 8' or 15' 3-prong plug power source • Under table units attach with a thin flush mount bracket • Installs in minutes • Wire management not included • 15A approved • Dimensions are 5.5" x 2.8" x 1.8"	3'	ASHDUO.U.3	□□	1.8#	$ 260
		8'	ASHDUO.U.8	□□	2.0#	268
		15'	ASHDUO.U.15	□□	2.7#	286
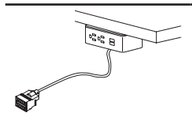 HRDPT	**Ashley Duo Under Module with Activ8** • Provides two 3-prong receptacles and two USB power outlets (2.1A each) • Modules offer an Activ8 3' cord • Under table units attach with a thin flush mount bracket • Installs in minutes • Infeeds and jumpers sold separately • Wire management not included • 15A approved • Dimensions are 5.5" x 2.8" x 1.8"	3', Activ8	ASHDUO.U.A8	□□	1.9#	$ 273
			Ⓐ	Ⓑ		

HOW TO ORDER

Indicate the following information on order form:
1. Quantity of each item.
2. Model number, including options. See "How To Build a Model Number".
3. Any special service required.

Note: • The □ indicates that a choice is required.
- The absence of the □ indicates that no choice is required.
- Alpha-numeric characters in place of □ indicate that no other alternatives are available.

HOW TO BUILD A MODEL NUMBER

Ⓐ Select basic model.

Ⓑ Select module color.

BL	- Black
TT	- Cottonwood
WG	- Warm Grey

SPECIAL SERVICES

Special Carton Marking

With specially marked information N/C

Shipping

Ships **assembled, FOB Bonduel, WI 54107, freight prepaid.** Freight class 70.

Specifications and prices are subject to change without prior notice.

Accessory Power Modules
PowerUp® and Villa

Accessory Power Modules
PowerUp® and Villa

	MODEL	L	MODEL NUMBER Basic Model	Poly Color	Paint Color	Approx. Packaged Weight	Delivered Pricing
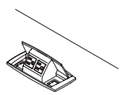 HRDPT	**PowerUp®** • 22" cord length specifically for use on fixed seating tables or powered tables with multi-circuit power beams. • 108" and 180" cord length for use in non-powered tables • Module designed to fit rectangular KI cutout (3" x 6.25") • Data tree is provided to allow client provided data jacks to be inserted in the module • Not for use with Activ8 single circuit components • Cord terminates in a 3-prong plug	22"	14.2260.22	□□		1.0#	$ 153
		108"	14.2260.108	□□		1.0#	153
		180"	14.2260.180	□□		1.0#	153
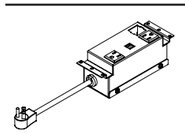 HRDPT	**Villa Module** • Duplex receptacles provide 2 outlets, 2 USB-A charging ports, 1 open data port with data tree • Module only, grommet to be ordered separately • Three cord length options • Black only • Mounts on the under surface below a cutout to allow power access • Cord terminates in a 3-prong plug	36"	14.3263.36		BL	1.0#	$ 331
		108"	14.3263.108		BL	1.0#	331
		180"	14.3263.180		BL	1.0#	331
			Ⓐ	Ⓑ	Ⓒ		

HOW TO ORDER

Indicate the following information on order form:
1. Quantity of each item.
2. Model number, including options. See "How To Build a Model Number".
3. Any special service required.

Note: • The □ indicates that a choice is required.
- The absence of the □ indicates that no choice is required.
- Alpha-numeric characters in place of □ indicate that no other alternatives are available.

HOW TO BUILD A MODEL NUMBER

Ⓐ Select basic model.

Ⓑ Select poly color
Refer to the **Product Color Options** page in this price list.

Ⓒ Select paint color.
Refer to the **Product Color Options** page in this price list.

SPECIAL SERVICES

Special Carton Marking

With specially marked information N/C

Shipping

Ships **knocked down, FOB Bonduel, WI 54107, freight prepaid.** Freight class 85.

Specifications and prices are subject to change without prior notice.

Accessory Power Modules
Undermount R8 Module

Accessory Power Modules
Undermount R8 Module

	MODEL	MODEL NUMBER Basic Model	Approx. Packaged Weight	Delivered Pricing
 HRDPT	**Undermount R8 Module** • Silver in color • Includes 8-15A, 120 VAC receptacles, 2 outer most rotated 90 degrees to accommodate large plugs • 144" power cord • Under table mount attaches with 4 screws (included) • Module hangs down from surface 1" to allow easier access to plug in/unplug • Inlcudes 4 wire management clips • ETL listed for US and Canada • Dimensions are 16.3" x 2.3" x 2.8"	14.1450.SLVR	3.0#	$ 302

Ⓐ

HOW TO ORDER

Indicate the following information on order form:
1. Quantity of each item.
2. Model number, including options. See "How To Build a Model Number".
3. Any special service required.

Note: • The ☐ indicates that a choice is required.
- The absence of the ☐ indicates that no choice is required.
- Alpha-numeric characters in place of ☐ indicate that no other alternatives are available.

HOW TO BUILD A MODEL NUMBER

Ⓐ Select basic model.

SPECIAL SERVICES

Special Carton Marking

With specially marked information N/C

Shipping

Ships **knocked down, FOB Bonduel, WI 54107, freight prepaid.** Freight class 125.

Specifications and prices are subject to change without prior notice.

Accessory Power Modules
Dean Clamp-on Module

Accessory Power Modules
Dean Clamp-on Module

	MODEL	Features	MODEL NUMBER: Basic Model	MODEL NUMBER: Module Color	Approx. Packaged Weight	Delivered Pricing
 HRDPT	**Dean Clamp-on Power Module (Corded)** • Toolessly clamps onto worksurfaces 3/4" to 1-1/2" thick • Not compatible with modesty panels • Provides two 3-prong receptacles, one USB-A and one USB-C charging port • Includes two strain-relief clips included for wire management • 15A approved • UL listed	36" Cord	MOD.MC1.36	☐☐	1.0#	$ 305
		108" Cord	MOD.MC1.108	☐☐	1.0#	311
		180" Cord	MOD.MC1.180	☐☐	1.0#	322
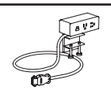 HRDPT	**Dean Clamp-on Power Module (Pattern)** • Toolessly clamps onto worksurfaces 3/4" to 1-1/2" thick • Not compatible with modesty panels • Provides two 3-prong receptacles, one USB-A and one USB-C charging port • Pattern Infeed, jumpers, and gangers ordered separately • Wire management not included • 15A approved • UL listed	40" Pattern Cord	MOD.PMC1.40	☐☐	1.0#	$ 366
			Ⓐ	Ⓑ		

HOW TO ORDER

Indicate the following information on order form:
1. Quantity of each item.
2. Model number, including options. See "How To Build a Model Number".
3. Any special service required.

Note: • The ☐ indicates that a choice is required.
- The absence of the ☐ indicates that no choice is required.
- Alpha-numeric characters in place of ☐ indicate that no other alternatives are available.

HOW TO BUILD A MODEL NUMBER

Ⓐ Select basic model.

Ⓑ Select module color.
Refer to the **Product Color Options** page in this price list.

SPECIAL SERVICES

Special Carton Marking

With specially marked information N/C

Shipping

Ships **knocked down, FOB Bonduel, WI 54107, freight prepaid.** Freight class 125.

Specifications and prices are subject to change without prior notice.

Accessory Power Modules
Dubbel Undersurface Module

Accessory Power Modules
Dubbel Undersurface Module

	MODEL	Features	MODEL NUMBER: Basic Model	MODEL NUMBER: Module Color	Approx. Packaged Weight	Delivered Pricing
 HRDPT	**Dubbel Undersurface Power Module (Corded)** • Under table unit attaches with two screws into the worksurface • Provides two 3-prong receptacles and one USB-A and one USB-C charging port • Includes two strain-relief clips included for wire management • 15A approved • UL listed	36" Cord	MOD.MB1.36	☐☐	1.0#	$ 239
		108" Cord	MOD.MB1.108	☐☐	1.0#	244
		180" Cord	MOD.MB1.180	☐☐	1.0#	255
 HRDPT	**Dubbel Undersurface Power Module (Pattern)** • Under table unit attaches with two screws into the worksurface • Provides two 3-prong receptacles and one USB-A and one USB-C charging port • Pattern Infeed, jumpers, and gangers ordered separately • Wire management not included • 15A approved • UL listed	40" Pattern Cord	MOD.PMB1.40	☐☐	1.0#	$ 311
			Ⓐ	Ⓑ		

HOW TO ORDER

Indicate the following information on order form:
1. Quantity of each item.
2. Model number, including options. See "How To Build a Model Number".
3. Any special service required.

Note: • The ☐ indicates that a choice is required.
- The absence of the ☐ indicates that no choice is required.
- Alpha-numeric characters in place of ☐ indicate that no other alternatives are available.

HOW TO BUILD A MODEL NUMBER

Ⓐ Select basic model.

Ⓑ Select module color.
Refer to the **Product Color Options** page in this price list.

SPECIAL SERVICES

Special Carton Marking

With specially marked information N/C

Shipping

Ships **knocked down, FOB Bonduel, WI 54107, freight prepaid.** Freight class 125.

Specifications and prices are subject to change without prior notice.

Accessory Power Modules
Node In-surface Module

Accessory Power Modules
Node In-surface Module

	MODEL	Features	MODEL NUMBER: Basic Model	MODEL NUMBER: Module Color	Approx. Packaged Weight	Delivered Pricing
 HRDPT	**Node In-surface Power Module (Corded)** • Fits into a 3" diameter round cutout which can be field installed • Provides two 3-prong receptacles, one USB-A and one USB-C charging port • Includes two strain-relief clips included for wire management • 15A approved • UL listed	36" Cord	MOD.MO1.36	☐☐	1.0#	$ 222
		108" Cord	MOD.MO1.108	☐☐	1.0#	233
		180" Cord	MOD.MO1.180	☐☐	1.0#	244
 HRDPT	**Node In-surface Power Module (Pattern)** • Fits into a 3" diameter round cutout which can be field installed • Provides two 3-prong receptacles, one USB-A and one USB-C charging port • Pattern Infeed, jumpers, and gangers ordered separately • Wire management not included • 15A approved • UL listed	20" Pattern Cord	MOD.PMO1.20	☐☐	1.0#	$ 311
		40" Pattern Cord	MOD.PMO1.40	☐☐	1.0#	322
			Ⓐ	Ⓑ		

HOW TO ORDER

Indicate the following information on order form:
1. Quantity of each item.
2. Model number, including options. See "How To Build a Model Number".
3. Any special service required.

Note: • The ☐ indicates that a choice is required.
- The absence of the ☐ indicates that no choice is required.
- Alpha-numeric characters in place of ☐ indicate that no other alternatives are available.

HOW TO BUILD A MODEL NUMBER

Ⓐ Select basic model.

Ⓑ Select module color.
Refer to the **Product Color Options** page in this price list.

SPECIAL SERVICES

Special Carton Marking

With specially marked information N/C

Shipping

Ships **knocked down, FOB Bonduel, WI 54107, freight prepaid.** Freight class 125.

Specifications and prices are subject to change without prior notice.

	MODEL	MODEL NUMBER Basic Model	MODEL NUMBER Paint Color	Approx. Packaged Weight	Delivered Pricing
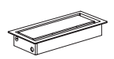 HRDPT	**Grommet for Villa** • Metal grommet design to fit in a KI cutout • Includes a brush grommet to hide the gaps	GRM.VG1	□□	1.0#	$ 87
 HRDPT	**Vertical Cable Manager** • Silver in color • Multi-directional manager holds wires in static and adjustable tables • Weighted base keeps manager in positon • Includes magnetic link to easily attach to table leg • Attaches to underside of table with or without wire management trough • Includes 63 links, 1-3 link magnetic piece, 1 top connector, 2 screws, 1 base plate	47.2320.SLVR		1.0#	$ 112
		Ⓐ	Ⓑ		

HOW TO ORDER

Indicate the following information on order form:
1. Quantity of each item.
2. Model number, including options. See “How To Build a Model Number”.
3. Any special service required.

Note: • The □ indicates that a choice is required.
- The absence of the □ indicates that no choice is required.
- Alpha-numeric characters in place of □ indicate that no other alternatives are available.

HOW TO BUILD A MODEL NUMBER

Ⓐ Select basic model.

Ⓑ Select paint color.
Refer to the **Product Color Options** page in this price list.

SPECIAL SERVICES

Special Carton Marking

With specially marked information N/C

Shipping

Ships **knocked down, FOB Bonduel, WI 54107, freight prepaid.** Freight class 125.

Specifications and prices are subject to change without prior notice.

	MODEL	L	MODEL NUMBER Basic Model	Approx. Packaged Weight	Delivered Pricing
HRDPT	**Pattern Jumper** • Each jumper kit includes jumper and grey power distribution block • Review product Planning Guide for table-to-table jumper length guidance.	53”	JPPAT.53	1.0#	$ 109
		75”	JPPAT.75	1.0#	115
		101”	JPPAT.101	1.0#	139
HRDPT	**Pattern Infeed** • 108” cord plugs into standard 15 amp outlet • Kit includes Pattern infeed, grey power distribution block, 12” Pattern jumper and white power distribution block • Can be installed anywhere in the run (middle or end) • Jumper length cannot exceed 600” or 50’ per infeed • 90 degree angled plug • Includes one Pattern quick release tool • Does not include vertical wire management		IFPAT	0.0#	$ 305
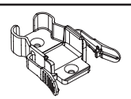 HRDPT	**Pattern Quick Release Tool** • Snaps onto Pattern plugs to make disconnecting Pattern connections easier • Can be moved to multiple connections • Stores snapped onto one connection for easy access		BE04878.BL	0.0#	$ 3

Ⓐ

HOW TO ORDER

Indicate the following information on order form:
1. Quantity of each item.
2. Model number, including options. See “How To Build a Model Number”.
3. Any special service required.

Note: • The ☐ indicates that a choice is required.
- The absence of the ☐ indicates that no choice is required.
- Alpha-numeric characters in place of ☐ indicate that no other alternatives are available.

HOW TO BUILD A MODEL NUMBER

Ⓐ Select basic model.

Ⓑ Select paint color.
Refer to the **Product Color Options** page in this price list.

SPECIAL SERVICES

Special Carton Marking

With specially marked information N/C

Shipping

Ships **knocked down, FOB Bonduel, WI 54107, freight prepaid.** Freight class 125.

Specifications and prices are subject to change without prior notice.

1330 Bellevue Street
P.O. Box 8100
Green Bay, WI 54308-8100
800.424.2432
ki.com

KI and Furnishing Knowledge are registered trademarks of Krueger International, Inc.

© 2020 Krueger International, Inc.
All Rights Reserved.
Code KI-PLW-000225/KI/PDF

Furnishing Knowledge®

AFFINA® COLLECTION

PRICE LIST
February 13, 2013
Updated October 3, 2022

800.424.2432

Contents

Refer to KI Terms & Conditions document or visit ki.com.

Contents

Refer to KI Terms & Conditions document or visit ki.com.

Ordering COM, COL and COV

Information 3

Affina®

Guest Chair General Information 4
Guest Chairs Product Color Options 5
Guest Chairs 6
Multiple Seating General Information 7
Multiple Seating Product Color Options 8
Multiple Seating 9
Connecting Tables 13
Lobby and Lounge Seating General Information 14
Lobby and Lounge Product Color Options 17
Lobby and Lounge Seating 18
Tables 26
Healthcare General Information 27
Healthcare Color Options 28
Healthcare Seating 29

Affina® 1.5

General Information 41
Recliner 42

Affina® II

General Information 47
Recliner 48
Bariatric Recliner 53

Customer's Own Material ■

Specifications Form

January 2017

All fabrics, including COM, COL, KOM and in grades will be applied at the factory's discretion. If a pattern or stripe is to be applied in a certain direction, the customer MUST specify this in writing on the P.O. and attach a sample of the fabric with it running in the application direction to the P.O. Specifying fabric direction may increase the amount of COM or KOM yardage required. Check with KI Customer Service to see if an increase in yardage is necessary BEFORE specifying, ordering and sending COM and COL to the factory or having KOM quoted.

ALL C.O.M AND C.O.L SHIPMENTS MUST BE PREPAID TO:

KI
217 Feld Avenue
High Point, NC 27263

COM and COL must be identified as follows:
1. Name and address
2. Your purchase order number
3. Our style number to which fabric is to be applied
4. Supplier name and fabric name, number, and color

COLLECT SHIPMENTS WILL BE REFUSED.

SHIPMENT SCHEDULE WILL BE GIVEN WHEN ALL FABRIC IS RECEIVED FOR ENTIRE ORDER

YARDAGE REQUIREMENTS LISTED IN PRICE LIST ARE BASED ON PLAIN GOODS 54" WIDE. Fabrics less than 54" wide, or those requiring matching (stripes, plaids, prints, large patterns) will require additional yardage based on the fabric used and the item ordered. CONSULT MATRIX BELOW FOR ADDITIONAL YARDAGE NEEDED.

C.O.M. INCREASE MATRIX (The yardage matrix is also applicable to any reservations of KI Ingrade, Pallas, or KOM upholsteries).

This table is a general guide.

FABRIC WIDTH	PLAIN FABRIC	UNDER 7" REPEAT	8"-13" REPEAT	14"-21" REPEAT	22"-27" REPEAT	28"-33" REPEAT	34"-40" REPEAT	41"-48" REPEAT
54"	0	20%	25%	30%	45%	55%	70%	80%
51"-53"	15%	25%	30%	35%	50%	60%	80%	90%
48"-50"	20%	30%	35%	40%	55%	65%	85%	95%
45"-47"	30%	45%	50%	55%	60%	80%	90%	100%
36"-44"	50%	65%	70%	75%	80%	100%	110%	120%

FABRIC WITH DOUBLE REPEAT: IF USING A FABRIC WITH A DOUBLE REPEAT, PLEASE FOLLOW THIS FORMULA: TAKE THE TOTAL AMOUNT OF THE LARGER AND HALF OF THE SMALLER REPEAT; ADD TOGETHER TO FIND THE CORRECT OVERALL REPEAT. EXAMPLE: 10" VERTICAL WITH 14" HORIZONTAL WOULD BE 14+5=19.

IF FABRIC COMES IN ON MULTIPLE ROLLS, ONE ADDITIONAL YARD PER ROLL NEEDS TO BE ADDED TO THE YARDAGE REQUIREMENT.

SPECIAL NOTE: WE CAN ASSUME NO RESPONSIBILITY FOR THE DURABILITY OR TAILORING QUALITY OF CUSTOMER FURNISHED COVERINGS (C.O.M.) OR KOM. KOM: is fabric that KI will purchase for you at jobber's price (net) plus a nominal charge for handling, shipping, and managing.

1330 Bellevue Street • P. O. Box 8100 • Green Bay, WI 54308-8100 • Tel 1-800-424-2432 • www.ki.com

© 2012 KI All Rights Reserved • Litho in USA • Code KI-11588R4/KI/PDF/1216

Furnishing Knowledge®

Ordering COM, COL and COV
Information

Customer's Own Material ■
Specifications Form
January 2017

ADDITIONAL NOTES:
- Orders cannot go into production without the information listed at right.
- Attach memo sample to this approval sheet.
- If your order has been placed, list PO# _____
- The cost of the COM sample will be paid by the client.
- Even after preliminary approval, KI reserves the right to reject COM/COL if necessary when the quality is not satisfactory for the product to be upholstered. KI assumes no responsibility for its overall appearance, flammability, durability, color fastness or any other quality after upholstered on a KI product.

ALL COM MUST BE APPROVED.
Photocopy this form and submit with COM fabric for approval:

(This fabric approval is for the purpose of advising how to apply your COM fabric, verify yardage required, and suitability.)



YOUR COMPANY NAME_____

PHONE_____ FAX _____

Material Supplier_____

Material Name_____ Number _____

Material Color _____ Width _____

Vertical Repeat _____ Horizontal Repeat _____

Fiber Content _____

Direction Stripe/Pattern to be applied _____

COM TO BE USED ON THE FOLLOWING:

QTY	PRODUCT NAME/NUMBER
_____	_____
_____	_____
_____	_____
_____	_____
_____	_____

1330 Bellevue Street • P. O. Box 8100 • Green Bay, WI 54308-8100 • Tel 1-800-424-2432 • www.ki.com

© 2012 KI All Rights Reserved • Litho in USA • Code KI-11588R4/KI/PDF/1216

Furnishing Knowledge®

Affina®
Guest Chair General Information



Open Arm Guest Chair (1901)



Closed Arm Guest Chair (1911)



Armless Guest Chair (1901A)

General Dimensions			
Seat width	20-1/2"	20-1/2"	20-1/2"
Seat depth	18-1/2"	18-1/2"	18-1/2"
Seat height	19"	19"	19"
Arm width	2-1/4"	2-1/4"	
Arm height (mid point)	27"	27"	
Overall Dimensions			
Width	24"	24"	23-1/2"
Depth	23-1/2"	23-1/2"	23-1/2"
Height	31-1/2"	31-1/2"	31-1/2"

UPHOLSTERY INFORMATION

C.O.M. Fabric
For C.O.M. fabric sent to KI-High Point on multiple rolls, add an additional yard of fabric per roll to the yardage requirements. Multiple rolls have shorter pieces of fabric on them and do not allow nesting and stacking of the fabric to achieve the best yield as is done with one large roll. This results in yardage shortages and requests for additional fabric from the client, which can hold up the order. For each roll that is sent, one yard needs to be added and needs to be added to one of the rolls, not separately.

Fabric Disclaimer
Fabric will be applied as swatched by the fabric manufacturer. Fabric that is required to be applied differently than is swatched will need a Product Modification Request written specifying the direction the fabric is to be applied.

FINISH INFORMATION

Color Match
KI offers the additional option of color matching paint, polypropylene, or wood stain through Product Modification Requests. Contact Customer Service for details.

INFORMATION

Warranty
Refer to KI Terms & Conditions document or visit ki.com

Affina®
Guest Chairs Product Color Options

Wood Finish - Core

Cherry Storm on Beech	BCX
Cinnamon on Beech	BCN
Cocoa on Beech	BCA
Eclypse Black on Beech	BEB
Florence Walnut on Beech	BFC
Kensington Maple on Maple	MMA
Monticello Maple on Beech	BMT
Natural on Beech	BNA
River Cherry on Beech	BRY

Kensington Maple requires an upcharge

Affina®
Guest Chairs

Affina®
Guest Chairs

	MODEL	Features	MODEL NUMBER: Basic Model (A)	Non-Contrast or Fabric Contrast 1 (B)	Fabric Contrast 2 (C)	Wood Finish (D)	Glide Option (E)	Arm Cap (F)	Moisture Barrier (G)	Approx. Packaged Weight	Grade C.O.M.	Grade C	Grade D	Grade E & C.O.L.	Grade F	Grade G	Grade H	Grade I	Grade J	Grade K	Grade L Leather	Grade M Leather	Moisture Barrier add to list price
	**Open Arm Guest Chair** • Non-contrast C.O.M = 1.5 yd • 1 = Back (Fabric Contrast 1) C.O.M. = .75 yd • 2 = Seat (Fabric Contrast 2) C.O.M. = 1 yd	Non-contrast	1901/NC	□□□□		□□□	□□	□□□	□□	42.0#	$ 1753	$ 1832	$ 1854	$ 1879	$ 1895	$ 1928	$ 1963	$ 2006	$ 2090	$ 2174	$ 2260	$ 2426	$ 174
		Contrast	1901/FC	□□□□	□□□□	□□□	□□	□□□	□□	42.0#	1829	1909	1929	1957	1971	2007	2038	2081	2168	2250	2335	2503	174
AFGS																							
	**Closed Arm Guest Chair** • Non-contrast C.O.M = 2 yd • 1 = Back (Fabric Contrast 1) C.O.M. = 1.5 yd • 2 = Seat (Fabric Contrast 2) C.O.M. = 1 yd	Non-contrast	1911/NC	□□□□		□□□	□□	□□□	□□	45.0#	$ 1905	$ 2010	$ 2037	$ 2069	$ 2094	$ 2138	$ 2182	$ 2238	$ 2352	$ 2464	$ 2574	$ 2799	$ 174
		Contrast	1911/FC	□□□□	□□□□	□□□	□□	□□□	□□	45.0#	1980	2088	2114	2148	2173	2216	2262	2317	2428	2540	2654	2877	174
AFGS																							
	**Armless Guest Chair** • Non-contrast C.O.M = 1.5 yd • 1 = Back (Fabric Contrast 1) C.O.M. = .75 yd • 2 = Seat (Fabric Contrast 2) C.O.M. = 1 yd	Non-contrast	1901A/NC	□□□□		□□□	□□		□□	40.0#	$ 1654	$ 1733	$ 1756	$ 1781	$ 1799	$ 1832	$ 1864	$ 1908	$ 1992	$ 2075	$ 2160	$ 2328	$ 174
		Contrast	1901A/FC	□□□□	□□□□	□□□	□□		□□	40.0#	1731	1812	1834	1858	1877	1909	1942	1985	2068	2153	2236	2407	174
AFGS																							
			Ⓐ	Ⓑ	Ⓒ	Ⓓ	Ⓔ	Ⓕ	Ⓖ														

HOW TO ORDER

Indicate the following information on order form:
1. Quantity of each item.
2. Model number, including options. See “How To Build a Model Number”.
3. Any special service required.

Note: • The □ indicates that a choice is required.
- The absence of the □ indicates that no choice is required.
- Alpha-numeric characters in place of □ indicate that no other alternatives are available.

HOW TO BUILD A MODEL NUMBER

Ⓐ Select basic model.

Ⓑ Select non-contrast or fabric contrast 1.
Refer to **ki.com/fabrics**

Ⓒ Select fabric contrast 2.
Refer to **ki.com/fabrics**

Ⓓ Select wood finish color.*
Refer to the **Product Color Options** page price list.
*For Kensington Maple add upcharge.

Ⓔ Select glide option.

NG	- Nylon glides
PG	- Polycarbonate glides
RG	- Rubber glides
FG	- Felt glides

Ⓕ Select armcaps.

WAC	- Wood armcaps (pair)
PAC	- Black poly (pair); add $253

Ⓖ Select moisture barrier.

MB	- Moisture barrier
NMB	- No moisture barrier

See pricing column for moisture barrier upcharge.

UPHOLSTERY INFORMATION

C.O.M. Requirements
C.O.M. yardage requirements listed above are based on plain goods 54” wide. If less than 54” wide or fabrics requiring matching (stripes, plaids, prints, large patterns), additional yardage will be needed. Consult C.O.M. matrix for additional yardage needed. For C.O.M. fabric sent to KI-High Point on mulitple rolls, add an additional yard of fabric per roll to the yardage requirements.

C.O.L. Requirements
Figure 18 sq. ft. of leather (C.O.L.) for each yard shown (i.e, 4.75 x 18 = 85.5 sq. ft).

Contrasting Upholstery
When contrasting fabric is chosen, price at highest in-grade.

KENSINGTON MAPLE UPCHARGE

Kensington Maple requires extended leadtimes.

Model	
1901/NC	$70
1901/FC	$70
1911/NC	$70
1911/FC	$70
1901A/NC	$70
1901A/FC	$70

SPECIAL SERVICES

Special Carton Marking

With specially marked information	N/C

Shipping
Ships **assembled, FOB High Point, NC 27263, freight prepaid.** Freight class 175

Specifications and prices are subject to change without prior notice.



	One Seat - Open Arm (AAOC)	Two Seat - Open Arm (AAOCC)	Three Seat - Open Arm (AAOCCC)	One Seat - Closed Arm (AAPC)	Two Seat - Closed Arm (AAPCC)	Three Seat - Closed Arm (AAPCCC)
General Dimensions						
Seat width	20-1/2"	20-1/2"	20-1/2"	20-1/2"	20-1/2"	20-1/2"
Seat depth	19-1/2"	19-1/2"	19-1/2"	19-1/2"	19-1/2"	19-1/2"
Seat height	19"	19"	19"	19"	19"	19"
Arm width	2-1/4"	2-1/4"	2-1/4"	2-1/4"	2-1/4"	2-1/4"
Arm height	27"	27"	27"	27"	27"	27"
Overall Dimensions						
Width	24-3/4"	46-3/4"	69"	24-3/4"	46-3/4"	69"
Depth	23-1/2"	23-1/2"	23-1/2"	23-1/2"	23-1/2"	23-1/2"
Height	31-1/2"	31-1/2"	31-1/2"	31-1/2"	31-1/2"	31-1/2"



	Loveseat - Open Arm (AO33)	Loveseat - Closed Arm (AP33)	Center Table (AC)	End Table (ACE)	90 Degree Connecting Table (AC90)
General Dimensions					
Seat width	38"	38"			
Seat depth	19-1/2"	19-1/2"			
Seat height	19"	19"			
Arm width	2-1/4"	2-1/4"			
Arm height	27"	27"			
Overall Dimensions					
Width	42"	42"	20"	20"	33"
Depth	23-1/2"	23-1/2"	20"	20"	19"
Height	31-1/2"	31-1/2"	17"	17"	17"

UPHOLSTERY INFORMATION

C.O.M. Fabric
For C.O.M. fabric sent to KI-High Point on multiple rolls, add an additional yard of fabric per roll to the yardage requirements. Multiple rolls have shorter pieces of fabric on them and do not allow nesting and stacking of the fabric to achieve the best yeild as is done with one large roll. This results in yardage shortages and requests for additional fabric from the client, which can delay an order. For each roll that is sent, one yard needs to be added to one of the rolls, not separately.

Fabric Disclaimer
Fabric will be applied as swatched by the fabric manufacturer. Fabric that is required to be applied differently than is swatched will need a Product Modification Request written specifying the direction the fabric is to be applied.

FINISH INFORMATION

Color Match
KI offers the additional option of color matching paint, polypropylene, or wood stain through Product Modification Requests. Contact Customer Service for details.

INFORMATION

Warranty
Refer to KI Terms & Conditions document or visit ki.com

Affina®
Multiple Seating Product Color Options

Wood Finish - Core

Cherry Storm on Beech	BCX
Cinnamon on Beech	BCN
Cocoa on Beech	BCA
Eclypse Black on Beech	BEB
Florence Walnut on Beech	BFC
Kensington Maple on Maple	MMA
Monticello Maple on Beech	BMT
Natural on Beech	BNA
River Cherry on Beech	BRY

Kensington Maple requires an upcharge

Surface Finish - Laminate

Belair	LBQ
Biltmore Cherry	LBT
Black	LBK
Brighton Walnut	LBW
Canyon Zephyr	LCA
Castle Oak	LCO
Casual Linen	LCU
Cherry Storm	LCX
Classic Linen	LCI
Cloud Zephyr	LCL
Cocobala	LCC
Crisp Linen	LRI
Desert Zephyr	LDZ
Dove Grey	LDG
Fired Steel	LIL
Flax Linen	LXF
Florence Walnut	LFC
Forged Steel	LOL
Friston Ash	LFH
Frosty White	LFW
Graphite Nebula	LGN
Grey	LGE
High Rise	LHE
Hollyberry	LHY
Irish Linen	LIH
Island	LID
Italian Silver Ash	LIT
Kensington Maple	LKM
Lapis Blue	LLB
Markerboard White	LMK
Misted Zephyr	LMR
Monticello Maple	LMT
Nickel Evolv	LNV
North Sea	LNA
Ocean	LON
Pearl Bisque	LPB
Pearl Silver	LPS
Pressed Linen	LPR
River Cherry	LRY
Rugged Linen	LRG
Satin Stainless	LSS
Shadow Zephyr	LSR
Silicon evolv	LSV
Sterling Ash	LAZ
Tailored Linen	LTL
Titanium evolv	LTV
White Nebula	LWL
White Sand	LWN
Windsor Mahogany	LWY

Affina®
Multiple Seating

Affina®
Multiple Seating

	MODEL	Features	MODEL NUMBER: Basic Model (A)	Table Connect (B)	Non-Contrast or Fabric Contrast 1 (C)	Fabric Contrast 2 (D)	Wood Finish (E)	Arm Cap (F)	Glide Option (G)	Moisture Barrier (H)	Approx. Packaged Weight	Grade C.O.M.	Grade C	Grade D	Grade E & C.O.L.	Grade F	Grade G	Grade H	Grade I	Grade J	Grade K	Grade L Leather	Grade M Leather	Moisture Barrier add to list price
	**One Seat (Open Arm)** • Non-contrast C.O.M = 1.5 yd • 1 = Back (Fabric Contrast 1) C.O.M. = 1 yd • 2 = Seat (Fabric Contrast 2) C.O.M. = 1 yd	Non-contrast	AAOC/NC	☐☐☐☐	☐☐☐☐		☐☐☐	☐☐☐	☐☐	☐☐☐	45.0#	$ 1764	$ 1835	$ 1851	$ 1872	$ 1887	$ 1915	$ 1944	$ 1980	$ 2052	$ 2124	$ 2196	$ 2335	$ 186
		Contrast	AAOC/FC	☐☐☐☐	☐☐☐☐	☐☐☐☐	☐☐☐	☐☐☐	☐☐	☐☐☐	45.0#	1843	1913	1929	1952	1966	1995	2023	2060	2130	2203	2275	2416	186
AFMS																								
	**One Seat (Closed Arm)** • Non-contrast C.O.M = 2.25 yd • 1 = Back and arms (Fabric Contrast 1) C.O.M. = 1.75 yd • 2 = Seat (Fabric Contrast 2) C.O.M. = 1 yd	Non-contrast	AAPC/NC	☐☐☐☐	☐☐☐☐		☐☐☐	☐☐☐	☐☐	☐☐☐	52.0#	$ 2015	$ 2097	$ 2118	$ 2146	$ 2162	$ 2197	$ 2231	$ 2275	$ 2361	$ 2444	$ 2531	$ 2703	$ 186
		Contrast	AAPC/FC	☐☐☐☐	☐☐☐☐	☐☐☐☐	☐☐☐	☐☐☐	☐☐	☐☐☐	52.0#	2095	2176	2199	2224	2240	2276	2310	2352	2438	2525	2611	2783	186
AFMS																								
			Ⓐ	Ⓑ	Ⓒ	Ⓓ	Ⓔ	Ⓕ	Ⓖ	Ⓗ														

HOW TO ORDER

Indicate the following information on order form:
1. Quantity of each item.
2. Model number, including options. See “How To Build a Model Number”.
3. Any special service required.

Note: • The ☐ indicates that a choice is required.
- The absence of the ☐ indicates that no choice is required.
- Alpha-numeric characters in place of ☐ indicate that no other alternatives are available.

HOW TO BUILD A MODEL NUMBER

Ⓐ Select basic model.

Ⓑ Select table connection.

NT	- No connecting table
LT	- Left facing table connectors
RT	- Right facing table connectors
LTRT	- Left and Right table connectors

Left connector = right side when seated.
Right connector = left side when seated.

Ⓒ Select non-contrast or fabric contrast 1.
Refer to **ki.com/fabrics**

Ⓓ Select fabric contrast 2.
Refer to **ki.com/fabrics**

Ⓔ Select wood finish color.*
Refer to the **Product Color Options** page in this price list.
*For Kensington Maple add upcharge.

Ⓕ Select armcaps.

WAC	- Wood armcaps (pair)
PAC	- Black poly (pair); add $253

Ⓖ Select glide option.

NG	- Nylon glides
PG	- Polycarbonate glides
RG	- Rubber glides
FG	- Felt glides

Ⓗ Select moisture barrier.

MB	- Moisture barrier
NMB	- No moisture barrier

See pricing column for moisture barrier upcharge.

INFORMATION

C.O.M. and C.O.L. Requirements
C.O.M. yardage requirements listed above are based on plain goods 54” wide. If less than 54” wide or fabrics requiring matching (stripes, plaids, prints, large patterns), additional yardage will be needed. Consult C.O.M. matrix for additional yardage needed. For C.O.M. fabric sent to KI-High Point on multiple rolls, add an additional yard of fabric per roll to the yardage requirements.

C.O.L. Requirements
Figure 18 sq. ft. of leather (C.O.L.) for each yard shown (i.e., 4.75 x 18 = 85.5 sq ft).

Contrasting Upholstery
When contrasting fabric is chosen, price at highest in-grade.

Minimum Fabric/Leather Quantity
Minimum order for fabric is 1 yard. Minimum order for leather is 1 hide (approximately 50 sq. ft).

KENSINGTON MAPLE UPCHARGE

Kensington Maple requires extended leadtimes.

Model	
AAOC/NC	$58
AAOC/FC	$58
AAOCC/NC	$123
AAOCC/FC	$123
AAOCCC/NC	$164
AAOCCC/FC	$164
AAPC/NC	$58
AAPC/FC	$58
AAPCC/NC	$123
AAPCC/FC	$123
AAPCCC/NC	$164
AACCC/FC	$164
AO33/NC	$96
AO33/FC	$96

SPECIAL SERVICES

Special Carton Marking

With specially marked information	N/C

Shipping
Ships **assembled, FOB High Point, NC 27263, freight prepaid.** Freight class 175

Specifications and prices are subject to change without prior notice.

Affina®
Multiple Seating

Affina®
Multiple Seating

	MODEL	Features	MODEL NUMBER: Basic Model (A)	Table Connect (B)	Non-Contrast or Fabric Contrast 1 (C)	Fabric Contrast 2 (D)	Wood Finish (E)	Arm Cap (F)	Glide Option (G)	Moisture Barrier (H)	Approx. Packaged Weight	Grade C.O.M.	Grade C	Grade D	Grade E & C.O.L.	Grade F	Grade G	Grade H	Grade I	Grade J	Grade K	Grade L Leather	Grade M Leather	Moisture Barrier add to list price
 AFMS	**Two Seat (Open Arm)** • Non-contrast C.O.M = 2.5 yd • 1 = Back (Fabric Contrast 1) C.O.M. = 1.75 yd • 2 = Seat (Fabric Contrast 2) C.O.M. = 1.25 yd	Non-contrast	AAOCC/NC	□□□□	□□□□		□□□	□□□	□□	□□□	80.0#	$ 2821	$ 2956	$ 2993	$ 3035	$ 3061	$ 3122	$ 3178	$ 3249	$ 3394	$ 3537	$ 3678	$ 3963	$ 202
		Contrast	AAOCC/FC	□□□□	□□□□	□□□□	□□□	□□□	□□	□□□	80.0#	2922	3057	3091	3133	3162	3221	3277	3348	3493	3637	3778	4065	202
 AFMS	**Two Seat (Closed Arm)** • Non-contrast C.O.M = 3.75 yd • 1 = Back and arms (Fabric Contrast 1) C.O.M. = 2.75 yd • 2 = Seat (Fabric Contrast 2) C.O.M. = 1.25 yd	Non-contrast	AAPCC/NC	□□□□	□□□□		□□□	□□□	□□	□□□	85.0#	$ 3088	$ 3250	$ 3293	$ 3344	$ 3380	$ 3448	$ 3515	$ 3602	$ 3773	$ 3947	$ 4118	$ 4463	$ 202
		Contrast	AAPCC/FC	□□□□	□□□□	□□□□	□□□	□□□	□□	□□□	85.0#	3188	3349	3395	3445	3481	3550	3616	3703	3874	4046	4217	4563	202

Ⓐ Ⓑ Ⓒ Ⓓ Ⓔ Ⓕ Ⓖ Ⓗ

HOW TO ORDER

Indicate the following information on order form:
1. Quantity of each item.
2. Model number, including options. See “How To Build a Model Number”.
3. Any special service required.

Note: • The □ indicates that a choice is required.
- The absence of the □ indicates that no choice is required.
- Alpha-numeric characters in place of □ indicate that no other alternatives are available.

HOW TO BUILD A MODEL NUMBER

Ⓐ Select basic model.

Ⓑ Select table connection.

NT	- No connecting table
LT	- Left facing table connectors
RT	- Right facing table connectors
LTRT	- Left and Right table connectors

Left connector = right side when seated.
Right connector = left side when seated.

Ⓒ Select non-contrast or fabric contrast 1.
Refer to **ki.com/fabrics**

Ⓓ Select fabric contrast 2.
Refer to **ki.com/fabrics**

Ⓔ Select wood finish color.*
Refer to the **Product Color Options** page in this price list.
*For Kensington Maple add upcharge.

Ⓕ Select armcaps.

WAC	- Wood armcaps (pair)
PAC	- Black poly; add $367

Upcharge for three armcaps.

Ⓖ Select glide option.

NG	- Nylon glides
PG	- Polycarbonate glides
RG	- Rubber glides
FG	- Felt glides

Ⓗ Select moisture barrier.

MB	- Moisture barrier
NMB	- No moisture barrier

See pricing column for moisture barrier upcharge.

INFORMATION

C.O.M. and C.O.L. Requirements
C.O.M. yardage requirements listed above are based on plain goods 54” wide. If less than 54” wide or fabrics requiring matching (stripes, plaids, prints, large patterns), additional yardage will be needed. Consult C.O.M. matrix for additional yardage needed. For C.O.M. fabric sent to KI-High Point on multiple rolls, add an additional yard of fabric per roll to the yardage requirements.

C.O.L. Requirements
Figure 18 sq. ft. of leather (C.O.L.) for each yard shown (i.e., 4.75 x 18 = 85.5 sq ft).

Contrasting Upholstery
When contrasting fabric is chosen, price at highest in-grade.

Minimum Fabric/Leather Quantity
Minimum order for fabric is 1 yard. Minimum order for leather is 1 hide (approximately 50 sq. ft).

KENSINGTON MAPLE UPCHARGE

Kensington Maple requires extended leadtimes.

Model	
AAOC/NC	$58
AAOC/FC	$58
AAOCC/NC	$123
AAOCC/FC	$123
AAOCCC/NC	$164
AAOCCC/FC	$164
AAPC/NC	$58
AAPC/FC	$58
AAPCC/NC	$123
AAPCC/FC	$123
AAPCCC/NC	$164
AACCC/FC	$164
AO33/NC	$96
AO33/FC	$96

SPECIAL SERVICES

Special Carton Marking

With specially marked information	N/C

Shipping
Ships **assembled, FOB High Point, NC 27263, freight prepaid.** Freight class 175

Specifications and prices are subject to change without prior notice.

Affina®
Multiple Seating

Affina®
Multiple Seating

	MODEL	Features	MODEL NUMBER: Basic Model (A)	Table Connect (B)	Non-Contrast or Fabric Contrast 1 (C)	Fabric Contrast 2 (D)	Wood Finish (E)	Arm Cap (F)	Glide Option (G)	Moisture Barrier (H)	Approx. Packaged Weight	Grade C.O.M.	Grade C	Grade D	Grade E & C.O.L.	Grade F	Grade G	Grade H	Grade I	Grade J	Grade K	Grade L Leather	Grade M Leather	Moisture Barrier add to list price
 AFMS	**Three Seat (Open Arm)** • Non-contrast C.O.M = 3.75 yd • 1 = Back (Fabric Contrast 1) C.O.M. = 2.5 yd • 2 = Seat (Fabric Contrast 2) C.O.M. = 1.75 yd	Non-contrast	AAOCCC/NC	☐☐☐☐	☐☐☐☐		☐☐☐	☐☐☐	☐☐	☐☐☐	105.0#	$ 3907	$ 4111	$ 4164	$ 4229	$ 4272	$ 4358	$ 4443	$ 4551	$ 4768	$ 4981	$ 5194	$ 5624	$ 216
		Contrast	AAOCCC/FC	☐☐☐☐	☐☐☐☐	☐☐☐☐	☐☐☐	☐☐☐	☐☐	☐☐☐	105.0#	4060	4263	4318	4380	4424	4510	4595	4704	4917	5132	5348	5776	216
 AFMS	**Three Seat (Closed Arm)** • Non-contrast C.O.M = 5.5 yd • 1 = Back and arms (Fabric Contrast 1) C.O.M. = 4 yd • 2 = Seat (Fabric Contrast 2) C.O.M. = 1.75 yd	Non-contrast	AAPCCC/NC	☐☐☐☐	☐☐☐☐		☐☐☐	☐☐☐	☐☐	☐☐☐	110.0#	$ 4415	$ 4646	$ 4707	$ 4782	$ 4829	$ 4928	$ 5024	$ 5146	$ 5389	$ 5631	$ 5874	$ 6360	$ 216
		Contrast	AAPCCC/FC	☐☐☐☐	☐☐☐☐	☐☐☐☐	☐☐☐	☐☐☐	☐☐	☐☐☐	110.0#	4568	4797	4858	4932	4981	5076	5175	5298	5540	5784	6026	6513	216

Note: • The ☐ indicates that a choice is required.
• The absence of the ☐ indicates that no choice is required.
• Alpha-numeric characters in place of ☐ indicate that no other alternatives are available.

HOW TO ORDER

Indicate the following information on order form:
1. Quantity of each item.
2. Model number, including options. See "How To Build a Model Number".
3. Any special service required.

HOW TO BUILD A MODEL NUMBER

A Select basic model.

B Select table connection.

NT	- No connecting table
LT	- Left facing table connectors
RT	- Right facing table connectors
LTRT	- Left and Right table connectors

Left connector = right side when seated.
Right connector = left side when seated.

C Select non-contrast or fabric contrast 1.
Refer to **ki.com/fabrics**

D Select fabric contrast 2.
Refer to **ki.com/fabrics**

E Select wood finish color.*
Refer to the **Product Color Options** page in this price list.
*For Kensington Maple add upcharge.

F Select armcaps.

WAC	- Wood armcaps (pair)
PAC	- Black poly; add $488

Upcharge for four armcaps.

G Select glide option.

NG	- Nylon glides
PG	- Polycarbonate glides
RG	- Rubber glides
FG	- Felt glides

H Select moisture barrier.

MB	- Moisture barrier
NMB	- No moisture barrier

See pricing column for moisture barrier upcharge.

INFORMATION

C.O.M. and C.O.L. Requirements
C.O.M. yardage requirements listed above are based on plain goods 54" wide. If less than 54" wide or fabrics requiring matching (stripes, plaids, prints, large patterns), additional yardage will be needed. Consult C.O.M. matrix for additional yardage needed. For C.O.M. fabric sent to KI-High Point on multiple rolls, add an additional yard of fabric per roll to the yardage requirements.

C.O.L. Requirements
Figure 18 sq. ft. of leather (C.O.L.) for each yard shown (i.e., 4.75 x 18 = 85.5 sq ft).

Contrasting Upholstery
When contrasting fabric is chosen, price at highest in-grade.

Minimum Fabric/Leather Quantity
Minimum order for fabric is 1 yard. Minimum order for leather is 1 hide (approximately 50 sq. ft).

KENSINGTON MAPLE UPCHARGE

Kensington Maple requires extended leadtimes.

Model	
AAOC/NC	$58
AAOC/FC	$58
AAOCC/NC	$123
AAOCC/FC	$123
AAOCCC/NC	$164
AAOCCC/FC	$164
AAPC/NC	$58
AAPC/FC	$58
AAPCC/NC	$123
AAPCC/FC	$123
AAPCCC/NC	$164
AACCC/FC	$164
AO33/NC	$96
AO33/FC	$96

SPECIAL SERVICES

Special Carton Marking

With specially marked information	N/C

Shipping
Ships **assembled, FOB High Point, NC 27263, freight prepaid.** Freight class 175

Specifications and prices are subject to change without prior notice.

Affina®
Multiple Seating

Affina®
Multiple Seating

	MODEL	Features	MODEL NUMBER: Basic Model (A)	Table Connect (B)	Non-Contrast or Fabric Contrast 1 (C)	Fabric Contrast 2 (D)	Wood Finish (E)	Arm Cap (F)	Glide Option (G)	Moisture Barrier (H)	Approx. Packaged Weight	Grade C.O.M.	Grade C	Grade D	Grade E & C.O.L.	Grade F	Grade G	Grade H	Grade I	Grade J	Grade K	Grade L Leather	Grade M Leather	Moisture Barrier add to list price
 AFMS	**Loveseat (Open Arm)** • Non-contrast C.O.M = 2.5 yd • 1 = Back (Fabric Contrast 1) C.O.M. = 1.75 yd • 2 = Seat (Fabric Contrast 2) C.O.M. = 1 yd	Non-contrast	AO33/NC	□□□□	□□□□		□□□	□□□	□□	□□□	70.0#	$ 2154	$ 2290	$ 2327	$ 2370	$ 2399	$ 2457	$ 2514	$ 2583	$ 2728	$ 2871	$ 3015	$ 3299	$ 177
		Contrast	AO33/FC	□□□□	□□□□	□□□□	□□□	□□□	□□	□□□	70.0#	2257	2392	2428	2472	2500	2558	2613	2684	2828	2973	3115	3400	177
 AFMS	**Loveseat (Closed Arm)** • Non-contrast C.O.M = 3.5 yd • 1 = Back and arms (Fabric Contrast 1) C.O.M. = 2.25 yd • 2 = Seat (Fabric Contrast 2) C.O.M. = 1 yd	Non-contrast	AP33/NC	□□□□	□□□□		□□□	□□□	□□	□□□	75.0#	$ 2342	$ 2531	$ 2582	$ 2644	$ 2683	$ 2762	$ 2841	$ 2944	$ 3144	$ 3343	$ 3545	$ 3946	$ 177
		Contrast	AP33/FC	□□□□	□□□□	□□□□	□□□	□□□	□□	□□□	75.0#	2442	2631	2683	2742	2784	2864	2944	3044	3245	3444	3645	4045	177
			Ⓐ	Ⓑ	Ⓒ	Ⓓ	Ⓔ	Ⓕ	Ⓖ	Ⓗ														

HOW TO ORDER

Indicate the following information on order form:
1. Quantity of each item.
2. Model number, including options. See “How To Build a Model Number”.
3. Any special service required.

Note: • The □ indicates that a choice is required.
- The absence of the □ indicates that no choice is required.
- Alpha-numeric characters in place of □ indicate that no other alternatives are available.

HOW TO BUILD A MODEL NUMBER

Ⓐ Select basic model.

Ⓑ Select table connection.

NT	- No connecting table
LT	- Left facing table connectors
RT	- Right facing table connectors
LTRT	- Left and Right table connectors

Left connector = right side when seated.
Right connector = left side when seated.

Ⓒ Select non-contrast or fabric contrast 1.
Refer to **ki.com/fabrics**

Ⓓ Select fabric contrast 2.
Refer to **ki.com/fabrics**

Ⓔ Select wood finish color.*
Refer to the **Product Color Options** page in this price list.
*For Kensington Maple add upcharge.

Ⓕ Select armcaps.

WAC	- Wood armcaps (pair)
PAC	- Black poly (pair); add $253

Ⓖ Select glide option.

NG	- Nylon glides
PG	- Polycarbonate glides
RG	- Rubber glides
FG	- Felt glides

Ⓗ Select moisture barrier.

MB	- Moisture barrier
NMB	- No moisture barrier

See pricing column for moisture barrier upcharge.

INFORMATION

C.O.M. and C.O.L. Requirements
C.O.M. yardage requirements listed above are based on plain goods 54” wide. If less than 54” wide or fabrics requiring matching (stripes, plaids, prints, large patterns), additional yardage will be needed. Consult C.O.M. matrix for additional yardage needed. For C.O.M. fabric sent to KI-High Point on multiple rolls, add an additional yard of fabric per roll to the yardage requirements.

C.O.L. Requirements
Figure 18 sq. ft. of leather (C.O.L.) for each yard shown (i.e., 4.75 x 18 = 85.5 sq ft).

Contrasting Upholstery
When contrasting fabric is chosen, price at highest in-grade.

Minimum Fabric/Leather Quantity
Minimum order for fabric is 1 yard. Minimum order for leather is 1 hide (approximately 50 sq. ft).

KENSINGTON MAPLE UPCHARGE

Kensington Maple requires extended leadtimes.

Model	
AAOC/NC	$58
AAOC/FC	$58
AAOCC/NC	$123
AAOCC/FC	$123
AAOCCC/NC	$164
AAOCCC/FC	$164
AAPC/NC	$58
AAPC/FC	$58
AAPCC/NC	$123
AAPCC/FC	$123
AAPCCC/NC	$164
AACCC/FC	$164
AO33/NC	$96
AO33/FC	$96

SPECIAL SERVICES

Special Carton Marking

With specially marked information	N/C

Shipping
Ships **assembled, FOB High Point, NC 27263, freight prepaid.** Freight class 175

Specifications and prices are subject to change without prior notice.

Affina®
Connecting Tables

	MODEL	Features	W x D	MODEL NUMBER Basic Model	Wood Finish	Laminate Color	Approx. Packaged Weight	Delivered Pricing
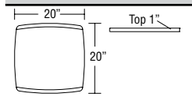 AFCT	**Center Connection Table** • 17" height	Laminate Top	20 x 20"	AC.L	□□□	□□□	0.0#	$ 486
		Veneer Top	20 x 20"	AC.V	□□□		0.0#	1027
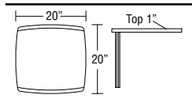 AFCT	**End Table-Left** • 17" height	Laminate Top	20 x 20"	ACE.L.L	□□□	□□□	0.0#	$ 557
		Veneer Top	20 x 20"	ACE.L.V	□□□		0.0#	1210
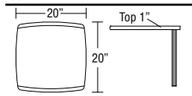 AFCT	**End Table-Right** • 17" height	Laminate Top	20 x 20"	ACE.R.L	□□□	□□□	0.0#	$ 557
		Veneer Top	20 x 20"	ACE.R.V	□□□		0.0#	1210
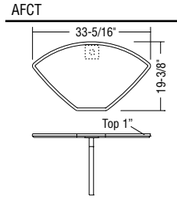 AFCT	**90 Degree Connector Table-Inside** • 17" height	Laminate Top		AC90.I.L	□□□	□□□	0.0#	$ 424
		Veneer Top		AC90.I.V	□□□		0.0#	1296
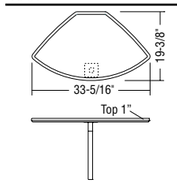 AFCT	**90 Degree Connector Table-Outside** • 17" height	Laminate Top		AC90.O.L	□□□	□□□	0.0#	$ 424
		Veneer Top		AC90.O.V	□□□		0.0#	1296
				Ⓐ	Ⓑ	Ⓒ		

HOW TO ORDER

Indicate the following information on order form:
1. Quantity of each item.
2. Model number, including options. See "How To Build a Model Number".
3. Any special service required.

Note: • The □ indicates that a choice is required.
- The absence of the □ indicates that no choice is required.
- Alpha-numeric characters in place of □ indicate that no other alternatives are available.

HOW TO BUILD A MODEL NUMBER

Ⓐ Select basic model.

Ⓑ Select wood finish color.*
Refer to the **Product Color Options** page in this price list.
*For Kensington Maple add upcharge.

Ⓒ Select laminate color.
Refer to the **Product Color Options** page in this price list.

KENSINGTON MAPLE UPCHARGE

Kensington Maple Upcharge

Kensington Maple requires extended leadtimes.

Model	
AC.L	$56
AC.V	$56
ACE.L.L	$81
ACE.L.V	$81
ACE.R.L	$81
ACE.R.V	$81
AC90.I.L	$96
AC90.I.V	$96
AC90.O.L	$96
AC90.O.V	$96

Construction
Constructed of kiln-dried hardwood and veneers.

SPECIAL SERVICES

Special Carton Marking

With specially marked information N/C

Shipping
Ships **assembled, FOB High Point, NC 27263, freight prepaid.** Freight class 175

Specifications and prices are subject to change without prior notice.



	Low Back Armless Lounge (3323A)	Low Back Armless Loveseat (3333A)	Low Back Armless Sofa (3343A)	Low Back Open Arm Lounge (3323)	Low Back Open Arm Loveseat (3333)	Low Back Open Arm Sofa (3343)
General Dimensions						
Seat width	27-1/2"	52"	75"	27-1/2"	52"	75"
Seat depth	20-1/2"	19"	19"	20-1/2"	19"	19"
Seat height	18"	18"	18"	18"	18"	18"
Arm width				3"	3"	3"
Arm height				28"	28"	28"
Overall Dimensions						
Width	27-1/2"	52"	75"	32"	56"	79"
Depth	27"	27"	27"	29"	29"	29"
Height	33"	33"	33"	33"	33"	33"



	Low Back Closed Arm Lounge (3123)	Low Back Closed Arm Loveseat (3133)	Low Back Closed Arm Sofa (3143)
General Dimensions			
Seat width	23-1/2"	48"	70"
Seat depth	19"	19"	19"
Seat height	18"	18"	18"
Arm width	4"	4"	4"
Arm height	26-1/2"	26-1/2"	26-1/2"
Overall Dimensions			
Width	31-1/2"	54"	79"
Depth	28-1/2"	27"	27"
Height	31-1/2"	31-1/2"	31-1/2"

UPHOLSTERY INFORMATION

C.O.M. Fabric
For C.O.M. fabric sent to KI-High Point on multiple rolls, add an additional yard of fabric per roll to the yardage requirements. Multiple rolls have shorter pieces of fabric on them and do not allow nesting and stacking of the fabric to achieve the best yeild as is done with one large roll. This results in yardage shortages and requests for additional fabric from the client, which can delay an order. For each roll that is sent, one yard needs to be added to one of the rolls, not separately.

Fabric Disclaimer
Fabric will be applied as swatched by the fabric manufacturer. Fabric that is required to be applied differently than is swatched will need a Product Modification Request written specifying the direction the fabric is to be applied.

FINISH INFORMATION

Color Match
KI offers the additional option of color matching paint, polypropylene, or wood stain through Product Modification Requests. Contact Customer Service for details.

INFORMATION

Warranty
Refer to KI Terms & Conditions document or visit ki.com








	High Back Armless Lounge (3023A)	High Back Armless Loveseat (3033A)	High Back Armless Sofa (3043A)	High Back Open Arm Lounge (3023)	High Back Open Arm Loveseat (3033)	High Back Open Arm Sofa (3043)
General Dimensions						
Seat width	27-1/2"	52"	75"	27"	52"	75"
Seat depth	20-1/2"	19"	19"	20-1/2"	19"	19"
Seat height	18"	18"	18"	18"	18"	18"
Arm width				3"	3"	3"
Arm height				28"	28"	28"
Overall Dimensions						
Width	27-1/2"	52"	75"	32"	57"	80"
Depth	32"	31"	31"	32"	31"	31"
Height	43"	43"	43"	43"	43"	43"





High Back Armless Lounge with Wings (3023A/WWB)

High Back Armless Loveseat with Wings (3033A/WWB)

High Back Armless Sofa with Wings (3043A/WWB)





	High Back Closed Arm Lounge (3223)	High Back Closed Arm Loveseat (3233)	High Back Closed Arm Sofa (3243)
General Dimensions			
Seat width	23-1/2"	48"	70"
Seat depth	19"	19"	19"
Seat height	18"	18"	18"
Arm width	4"	4"	4"
Arm height	26-1/2"	26-1/2"	26-1/2"
Overall Dimensions			
Width	31-1/2"	54"	79"
Depth	31"	30"	30"
Height	43"	43"	43"





High Back Closed Arm Lounge with Wings (3223/WWB)

High Back Closed Arm Loveseat with Wings (3233/WWB)

High Back Closed Arm Sofa with Wings (3243/WWB)

UPHOLSTERY INFORMATION

C.O.M. Fabric
For C.O.M. fabric sent to KI-High Point on multiple rolls, add an additional yard of fabric per roll to the yardage requirements. Multiple rolls have shorter pieces of fabric on them and do not allow nesting and stacking of the fabric to achieve the best yeild as is done with one large roll. This results in yardage shortages and requests for additional fabric from the client, which can delay an order. For each roll that is sent, one yard needs to be added to one of the rolls, not separately.

Fabric Disclaimer
Fabric will be applied as swatched by the Fabric will be applied as swatched by the fabric manufacturer. Fabric that is required to be applied differently than is swatched will need a Product Modification Request written specifying the direction the fabric is to be applied.

FINISH INFORMATION

Color Match
KI offers the additional option of color matching paint, polypropylene, or wood stain through Product Modification Requests. Contact Customer Service for details.

INFORMATION

Warranty
Refer to KI Terms & Conditions document or visit ki.com

Affina®
Lobby and Lounge Seating General Information







	Rectangle End Table - 16" High (9704/9708)	Rectangle End Table - 22" High (9701/9705)	Square Lamp Table (9702/9706)	Rectangular Coffee Table (9703/9707)
Overall Dimensions				
Width	20"	20"	24"	42"
Depth	24"	24"	24"	24"
Height	16"	22"	22"	16"

FINISH INFORMATION

Color Match
KI offers the additional option of color matching paint, polypropylene, or wood stain through Product Modification Requests. Contact Customer Service for details.

INFORMATION

Warranty
Refer to KI Terms & Conditions document or visit ki.com

Affina®
Lobby and Lounge Product Color Options

Wood Finish - Core

Cherry Storm on Beech	BCX
Cinnamon on Beech	BCN
Cocoa on Beech	BCA
Eclypse Black on Beech	BEB
Florence Walnut on Beech	BFC
Kensington Maple on Maple	MMA
Monticello Maple on Beech	BMT
Natural on Beech	BNA
River Cherry on Beech	BRY

Kensington Maple requires an upcharge

Surface Finish - Veneer Table Tops

Cherry Storm on Beech	BCX
Cinnamon on Beech	BCN
Cocoa on Beech	BCA
Eclypse Black on Beech	BEB
Florence Walnut on Beech	BFC
Kensington Maple on Maple	MMA
Monticello Maple on Beech	BMT
Natural on Beech	BNA
River Cherry on Beech	BRY

Kensington Maple requires an upcharge

Surface Finish - Laminate Table Tops

Belair	LBQ
Biltmore Cherry	LBT
Black	LBK
Brighton Walnut	LBW
Canyon Zephyr	LCA
Castle Oak	LCO
Casual Linen	LCU
Cherry Storm	LCX
Classic Linen	LCI
Cloud Zephyr	LCL
Cocobala	LCC
Crisp Linen	LRI
Desert Zephyr	LDZ
Dove Grey	LDG
Fired Steel	LIL
Flax Linen	LXF
Florence Walnut	LFC
Forged Steel	LOL
Friston Ash	LFH
Frosty White	LFW
Graphite Nebula	LGN
Grey	LGE
High Rise	LHE
Hollyberry	LHY
Irish Linen	LIH
Island	LID
Italian Silver Ash	LIT
Kensington Maple	LKM
Lapis Blue	LLB
Markerboard White	LMK
Misted Zephyr	LMR
Monticello Maple	LMT
Nickel Evolv	LNV
North Sea	LNA
Ocean	LON
Pearl Bisque	LPB
Pearl Silver	LPS
Pressed Linen	LPR
River Cherry	LRY
Rugged Linen	LRG
Satin Stainless	LSS
Shadow Zephyr	LSR
Silicon evolv	LSV
Sterling Ash	LAZ
Tailored Linen	LTL
Titanium evolv	LTV
White Nebula	LWL
White Sand	LWN
Windsor Mahogany	LWY

Affina®
Lobby and Lounge Seating

KI

Affina®
Lobby and Lounge Seating

	MODEL	Features	MODEL NUMBER: Basic Model (A)	Non-Contrast or Fabric Contrast 1 (B)	Fabric Contrast 2 (C)	Wood Finish (D)	Glide Option (E)	Wallsaver Feet (F)	Moisture Barrier (G)	Approx. Packaged Weight	Grade C.O.M.	Grade C	Grade D	Grade E & C.O.L.	Grade F	Grade G	Grade H	Grade I	Grade J	Grade K	Grade L Leather	Grade M Leather	Moisture Barrier add to list price
 AFLS	**Low Back Lounge Chair (Open Arm)** • Non-contrast C.O.M = 3.5 yd • 1 = Back and side panels (Fabric Contrast 1) C.O.M. = 1.75 yd • 2 = Seat (Fabric Contrast 2) C.O.M. = 1.5 yd	Non-contrast	3323/NC	□□□□		□□□	□□	□□□	□□□	75.0#	$ 3018	$ 3273	$ 3343	$ 3422	$ 3476	$ 3585	$ 3692	$ 3828	$ 4097	$ 4369	$ 4638	$ 5178	$ 212
		Contrast	3323/FC	□□□□	□□□□	□□□	□□	□□□	□□□	75.0#	3090	3348	3416	3496	3551	3658	3765	3901	4173	4442	4712	5254	212
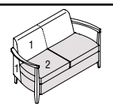 AFLS	**Low Back Loveseat (Open Arm)** • Non-contrast C.O.M = 5.25 yd • 1 = Back and side panels (Fabric Contrast 1) C.O.M. = 2.5 yd • 2 = Seat (Fabric Contrast 2) C.O.M. = 2.5 yd	Non-contrast	3333/NC	□□□□		□□□	□□	□□□	□□□	105.0#	$ 3486	$ 3902	$ 4009	$ 4140	$ 4227	$ 4403	$ 4576	$ 4795	$ 5232	$ 5667	$ 6102	$ 6976	$ 256
		Contrast	3333/FC	□□□□	□□□□	□□□	□□	□□□	□□□	105.0#	3601	4015	4123	4255	4343	4518	4692	4909	5346	5784	6218	7091	256
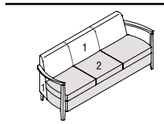 AFLS	**Low Back Sofa (Open Arm)** • Non-contrast C.O.M = 7.25 yd • 1 = Back and side panels (Fabric Contrast 1) C.O.M. = 3.5 yd • 2 = Seat (Fabric Contrast 2) C.O.M. = 3.5 yd	Non-contrast	3343/NC	□□□□		□□□	□□	□□□	□□□	140.0#	$ 4163	$ 4681	$ 4816	$ 4982	$ 5090	$ 5308	$ 5525	$ 5798	$ 6344	$ 6888	$ 7433	$ 8525	$ 281
		Contrast	3343/FC	□□□□	□□□□	□□□	□□	□□□	□□□	140.0#	4307	4824	4960	5125	5235	5452	5671	5943	6488	7033	7577	8668	281
				Ⓐ	Ⓑ	Ⓒ	Ⓓ	Ⓔ	Ⓕ	Ⓖ													

HOW TO ORDER

Indicate the following information on order form:
1. Quantity of each item.
2. Model number, including options. See “How To Build a Model Number”.
3. Any special service required.

Note: • The □ indicates that a choice is required.
- The absence of the □ indicates that no choice is required.
- Alpha-numeric characters in place of □ indicate that no other alternatives are available.

HOW TO BUILD A MODEL NUMBER

Ⓐ Select basic model.

Ⓑ Select non-contrast or fabric contrast 1.
Refer to **ki.com/fabrics**

Ⓒ Select fabric contrast 2.
Refer to **ki.com/fabrics**

Ⓓ Select wood finish color.*
Refer to the **Product Color Options** page in this price list.
*For Kensington Maple add upcharge.

Ⓔ Select glide option.

NG	- Nylon glides
PG	- Polycarbonate glides
RG	- Rubber glides
FG	- Felt glides

Ⓕ Select wallsaver feet.

NWF	- No wallsaver feet
WWF	- Wallsaver feet; add $37

Ⓖ Select moisture barrier.

MB	- Moisture barrier
NMB	- No moisture barrier

See pricing column for moisture barrier upcharge.

KENSINGTON MAPLE UPCHARGE

Kensington Maple requires extended leadtimes.

Model			
3323A	$24	3023A	$24
3333A	$24	3033A	$24
3343A	$24	3043A	$24
3323	$116	3023	$116
3333	$116	3033	$116
3343	$116	3043	$116
3123	$53	3223	$53
3133	$53	3233	$53
3143	$53	3243	$53

MOISTURE BARRIER UPCHARGE

To order with moisture barrier add /MB to the model number and add upcharge.

SPECIAL SERVICES

Special Carton Marking

With specially marked information	N/C

Shipping

Ships **assembled, FOB High Point, NC 27263, freight prepaid.** Freight class 175

Specifications and prices are subject to change without prior notice.

Affina®
Lobby and Lounge Seating

Affina®
Lobby and Lounge Seating

	Features	MODEL NUMBER Basic Model	Non-Contrast or Fabric Contrast 1	Fabric Contrast 2	Arm Cap	Wood Finish	Glide Option	Wallsaver Feet	Leg Option	Moisture Barrier	Approx. Packaged Weight	Grade C.O.M.	Grade C	Grade D	Grade E & C.O.L.	Grade F	Grade G	Grade H	Grade I	Grade J	Grade K	Grade L Leather	Grade M Leather	Moisture Barrier add to list price
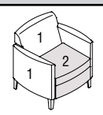	Non-contrast	3123/NC	□□□□		□□	□□□	□□	□□□		□□□	90.0#	$ 2445	$ 2680	$ 2739	$ 2812	$ 2862	$ 2959	$ 3059	$ 3181	$ 3427	$ 3670	$ 3917	$ 4408	$ 212
	Contrast	3123/FC	□□□□	□□□□	□□	□□□	□□	□□□		□□□	90.0#	2520	2753	2814	2890	2937	3035	3134	3256	3501	3747	3992	4482	212
AFLS **Low Back Lounge Chair (Closed Arm)** • Non-contrast C.O.M = 4.5 yd • 1 = Back and side panels (Fabric Contrast 1) C.O.M. = 4 yd • 2 = Seat (Fabric Contrast 2) C.O.M. = 1.25 yd																								
	Non-contrast	3133/NC	□□□□		□□	□□□	□□	□□□	□□□□	□□□	125.0#	$ 2923	$ 3338	$ 3445	$ 3579	$ 3664	$ 3837	$ 4012	$ 4231	$ 4666	$ 5103	$ 5539	$ 6412	$ 256
	Contrast	3133/FC	□□□□	□□□□	□□	□□□	□□	□□□	□□□□	□□□	125.0#	3036	3452	3560	3691	3778	3953	4127	4345	4779	5218	5653	6527	256
AFLS **Low Back Loveseat (Closed Arm)** • Non-contrast C.O.M = 6.5 yd • 1 = Back and side panels (Fabric Contrast 1) C.O.M. = 4.5 yd • 2 = Seat (Fabric Contrast 2) C.O.M. = 2.25 yd																								
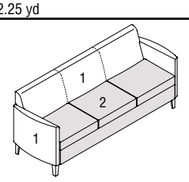	Non-contrast	3143/NC	□□□□		□□	□□□	□□	□□□		□□□	165.0#	$ 3873	$ 4389	$ 4527	$ 4692	$ 4801	$ 5017	$ 5236	$ 5508	$ 6053	$ 6599	$ 7144	$ 8235	$ 281
	Contrast	3143/FC	□□□□	□□□□	□□	□□□	□□	□□□		□□□	165.0#	4016	4534	4670	4835	4944	5161	5381	5652	6198	6742	7289	8379	281
AFLS **Low Back Sofa (Closed Arm)** • Non-contrast C.O.M = 8.25 yd • 1 = Back and side panels (Fabric Contrast 1) C.O.M. = 5 yd • 2 = Seat (Fabric Contrast 2) C.O.M. = 3.25 yd																								
		Ⓐ	Ⓑ	Ⓒ	Ⓓ	Ⓔ	Ⓕ	Ⓖ	Ⓗ	Ⓘ														

HOW TO ORDER

Indicate the following information on order form:
1. Quantity of each item.
2. Model number, including options. See “How To Build a Model Number”.
3. Any special service required.

Note: • The □ indicates that a choice is required.
- The absence of the □ indicates that no choice is required.
- Alpha-numeric characters in place of □ indicate that no other alternatives are available.

HOW TO BUILD A MODEL NUMBER

Ⓐ Select basic model.

Ⓑ Select non-contrast or fabric contrast 1.
Refer to **ki.com/fabrics**

Ⓒ Select fabric contrast 2.
Refer to **ki.com/fabrics**

Ⓓ Select wood armcaps.

NAC	- No armcap
WAC	- Wood armcaps (pair); add $295

Ⓔ Select wood finish color.*
Refer to the **Product Color Options** page in this price list.
*For Kensington Maple add upcharge.

Ⓕ Select glide option.

NG	- Nylon glides
PG	- Polycarbonate glides
RG	- Rubber glides
FG	- Felt glides

Ⓖ Select wallsaver feet.

NWF	- No wallsaver feet
WWF	- Wallsaver feet; add $37

Ⓗ Select bariatric leg option.

BRL	- Bariatric leg; add $110
NBRL	- No Bariatric leg

Ⓘ Select moisture barrier.

MB	- Moisture barrier
NMB	- No moisture barrier

See pricing column for moisture barrier upcharge.

KENSINGTON MAPLE UPCHARGE

Kensington Maple requires extended leadtimes.

Model		Model	
3323A	$24	3023A	$24
3333A	$24	3033A	$24
3343A	$24	3043A	$24
3323	$116	3023	$116
3333	$116	3033	$116
3343	$116	3043	$116
3123	$53	3223	$53
3133	$53	3233	$53
3143	$53	3243	$53

MOISTURE BARRIER UPCHARGE

To order with moisture barrier add /MB to the model number and add upcharge.

SPECIAL SERVICES

Special Carton Marking

With specially marked information N/C

Shipping

Ships **assembled, FOB High Point, NC 27263, freight prepaid.** Freight class 175

Specifications and prices are subject to change without prior notice.

Affina®
Lobby and Lounge Seating

Affina®
Lobby and Lounge Seating

	Features	MODEL NUMBER Basic Model	Non-Contrast or Fabric Contrast 1	Fabric Contrast 2	Wood Finish	Glide Option	Wallsaver Feet	Leg Option	Moisture Barrier	Approx. Packaged Weight	Grade C.O.M.	Grade C	Grade D	Grade E & C.O.L.	Grade F	Grade G	Grade H	Grade I	Grade J	Grade K	Grade L Leather	Grade M Leather	Moisture Barrier add to list price
	Non-contrast	3323A/NC	□□□□		□□□	□□	□□□		□□□	70.0#	$ 2420	$ 2681	$ 2749	$ 2829	$ 2885	$ 2993	$ 3103	$ 3238	$ 3511	$ 3784	$ 4058	$ 4602	$ 212
	Contrast	3323A/FC	□□□□	□□□□	□□□	□□	□□□		□□□	70.0#	2496	2754	2823	2903	2958	3068	3178	3314	3586	3859	4132	4676	212
AFLS **Low Back Lounge Chair (Armless)** • Non-contrast C.O.M = 3 yd • 1 = Back and side panels (Fabric Contrast 1) C.O.M. = 1.75 yd • 2 = Seat (Fabric Contrast 2) C.O.M. = 1.5 yd																							
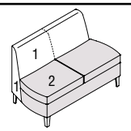	Non-contrast	3333A/NC	□□□□		□□□	□□	□□□	□□□□	□□□	100.0#	$ 2912	$ 3158	$ 3222	$ 3302	$ 3354	$ 3456	$ 3560	$ 3690	$ 3950	$ 4208	$ 4470	$ 4988	$ 256
	Contrast	3333A/FC	□□□□	□□□□	□□□	□□	□□□	□□□□	□□□	100.0#	3021	3266	3332	3411	3462	3565	3670	3799	4058	4318	4578	5097	256
AFLS **Low Back Loveseat (Armless)** • Non-contrast C.O.M = 5.25 yd • 1 = Back and side panels (Fabric Contrast 1) C.O.M. = 2.5 yd • 2 = Seat (Fabric Contrast 2) C.O.M. = 2.5 yd																							
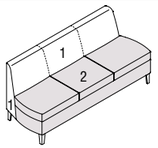	Non-contrast	3343A/NC	□□□□		□□□	□□	□□□		□□□	120.0#	$ 3827	$ 4345	$ 4482	$ 4647	$ 4754	$ 4972	$ 5189	$ 5462	$ 6008	$ 6555	$ 7099	$ 8188	$ 281
	Contrast	3343A/FC	□□□□	□□□□	□□□	□□	□□□		□□□	120.0#	3972	4490	4625	4790	4900	5116	5336	5605	6153	6698	7244	8332	281
AFLS **Low Back Sofa (Armless)** • Non-contrast C.O.M = 7.25 yd • 1 = Back and side panels (Fabric Contrast 1) C.O.M. = 3.5 yd • 2 = Seat (Fabric Contrast 2) C.O.M. = 3.5 yd																							
		Ⓐ	Ⓑ	Ⓒ	Ⓓ	Ⓔ	Ⓕ	Ⓖ	Ⓗ														

HOW TO ORDER

Indicate the following information on order form:
1. Quantity of each item.
2. Model number, including options. See "How To Build a Model Number".
3. Any special service required.

Note: • The □ indicates that a choice is required.
- The absence of the □ indicates that no choice is required.
- Alpha-numeric characters in place of □ indicate that no other alternatives are available.

HOW TO BUILD A MODEL NUMBER

Ⓐ Select basic model.

Ⓑ Select non-contrast or fabric contrast 1.
Refer to **ki.com/fabrics**

Ⓒ Select fabric contrast 2.
Refer to **ki.com/fabrics**

Ⓓ Select wood finish color.*
Refer to the **Product Color Options** page in this price list.
*For Kensington Maple add upcharge.

Ⓔ Select glide option.

NG	- Nylon glides
PG	- Polycarbonate glides
RG	- Rubber glides
FG	- Felt glides

Ⓕ Select wallsaver feet.

NWF	- No wallsaver feet
WWF	- Wallsaver feet; add $37

Ⓖ Select bariatric leg option.

BRL	- Bariatric leg; add $110
NBRL	- No Bariatric leg

Ⓗ Select moisture barrier.

MB	- Moisture barrier
NMB	- No moisture barrier

See pricing column for moisture barrier upcharge.

KENSINGTON MAPLE UPCHARGE

Kensington Maple requires extended leadtimes.

Model			
3323A	$24	3023A	$24
3333A	$24	3033A	$24
3343A	$24	3043A	$24
3323	$116	3023	$116
3333	$116	3033	$116
3343	$116	3043	$116
3123	$53	3223	$53
3133	$53	3233	$53
3143	$53	3243	$53

MOISTURE BARRIER UPCHARGE

To order with moisture barrier add /MB to the model number and add upcharge.

SPECIAL SERVICES

Special Carton Marking

With specially marked information N/C

Shipping

Ships **assembled, FOB High Point, NC 27263, freight prepaid.** Freight class 175

Specifications and prices are subject to change without prior notice.

Affina®
Lobby and Lounge Seating

Affina®
Lobby and Lounge Seating

	MODEL	Features	MODEL NUMBER: Basic Model	Non-Contrast or Fabric Contrast 1	Fabric Contrast 2	Wood Finish	Glide Option	Wallsaver Feet	Moisture Barrier	Approx. Packaged Weight	Grade C.O.M.	Grade C	Grade D	Grade E & C.O.L.	Grade F	Grade G	Grade H	Grade I	Grade J	Grade K	Grade L Leather	Grade M Leather	Moisture Barrier add to list price
	**High Back Lounge Chair (Open Arm)** • Non-contrast C.O.M = 3.5 yd • 1 = Back and side panels (Fabric Contrast 1) C.O.M. = 2.25 yd • 2 = Seat (Fabric Contrast 2) C.O.M. = 1.5 yd	Non-contrast	3023/NC	□□□□		□□□	□□	□□□	□□□	80.0#	$ 3403	$ 3664	$ 3732	$ 3813	$ 3869	$ 3976	$ 4086	$ 4222	$ 4495	$ 4768	$ 5040	$ 5587	$ 212
		Contrast	3023/FC	□□□□	□□□□	□□□	□□	□□□	□□□	80.0#	3480	3739	3806	3888	3944	4052	4162	4299	4569	4843	5114	5661	212
AFLS																							
	**High Back Loveseat (Open Arm)** • Non-contrast C.O.M = 6 yd • 1 = Back and side panels (Fabric Contrast 1) C.O.M. = 3.5 yd • 2 = Seat (Fabric Contrast 2) C.O.M. = 2.75 yd	Non-contrast	3033/NC	□□□□		□□□	□□	□□□	□□□	110.0#	$ 3852	$ 4269	$ 4376	$ 4508	$ 4595	$ 4768	$ 4943	$ 5159	$ 5596	$ 6033	$ 6468	$ 7344	$ 256
		Contrast	3033/FC	□□□□	□□□□	□□□	□□	□□□	□□□	110.0#	3966	4381	4492	4621	4707	4884	5059	5277	5710	6149	6584	7458	256
AFLS																							
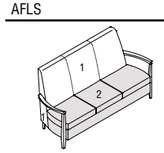	**High Back Sofa (Open Arm)** • Non-contrast C.O.M = 8 yd • 1 = Back and side panels (Fabric Contrast 1) C.O.M. = 5 yd • 2 = Seat (Fabric Contrast 2) C.O.M. = 3.5 yd	Non-contrast	3043/NC	□□□□		□□□	□□	□□□	□□□	165.0#	$ 4613	$ 5132	$ 5268	$ 5432	$ 5541	$ 5758	$ 5975	$ 6248	$ 6794	$ 7339	$ 7885	$ 8975	$ 281
		Contrast	3043/FC	□□□□	□□□□	□□□	□□	□□□	□□□	165.0#	4758	5277	5413	5577	5685	5902	6121	6393	6938	7484	8031	9118	281
AFLS																							
			Ⓐ	Ⓑ	Ⓒ	Ⓓ	Ⓔ	Ⓕ	Ⓖ														

HOW TO ORDER

Indicate the following information on order form:
1. Quantity of each item.
2. Model number, including options. See “How To Build a Model Number”.
3. Any special service required.

Note: • The □ indicates that a choice is required.
- The absence of the □ indicates that no choice is required.
- Alpha-numeric characters in place of □ indicate that no other alternatives are available.

HOW TO BUILD A MODEL NUMBER

Ⓐ Select basic model.

Ⓑ Select non-contrast or fabric contrast 1.
Refer to **ki.com/fabrics**

Ⓒ Select fabric contrast 2.
Refer to **ki.com/fabrics**

Ⓓ Select wood finish color.*
Refer to the **Product Color Options** page in this price list.
*For Kensington Maple add upcharge.

Ⓔ Select glide option.

NG	- Nylon glides
PG	- Polycarbonate glides
RG	- Rubber glides
FG	- Felt glides

Ⓕ Select wallsaver feet.

NWF	- No wallsaver feet
WWF	- Wallsaver feet; add $37

Ⓖ Select moisture barrier.

MB	- Moisture barrier
NMB	- No moisture barrier

See pricing column for moisture barrier upcharge.

KENSINGTON MAPLE UPCHARGE

Kensington Maple requires extended leadtimes.

Model			
3323A	$24	3023A	$24
3333A	$24	3033A	$24
3343A	$24	3043A	$24
3323	$116	3023	$116
3333	$116	3033	$116
3343	$116	3043	$116
3123	$53	3223	$53
3133	$53	3233	$53
3143	$53	3243	$53

MOISTURE BARRIER UPCHARGE

To order with moisture barrier add /MB to the model number and add upcharge.

SPECIAL SERVICES

Special Carton Marking

With specially marked information	N/C

Shipping

Ships **assembled, FOB High Point, NC 27263, freight prepaid.** Freight class 175

Specifications and prices are subject to change without prior notice.

Affina®
Lobby and Lounge Seating

Affina®
Lobby and Lounge Seating

	Features	MODEL NUMBER Basic Model	Non-Contrast or Fabric Contrast 1	Fabric Contrast 2	Arm Cap	Wood Finish	Glide Option	Wallsaver Feet	Wing back	Leg Option	Moisture Barrier	Approx. Packaged Weight	Grade C.O.M.	Grade C	Grade D	Grade E & C.O.L.	Grade F	Grade G	Grade H	Grade I	Grade J	Grade K	Grade L Leather	Grade M Leather	Moisture Barrier add to list price
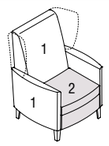	Non-contrast	3223/NC	□□□□		□□	□□□	□□	□□□	□□□		□□□	105.0#	$ 3023	$ 3307	$ 3383	$ 3473	$ 3532	$ 3652	$ 3771	$ 3923	$ 4220	$ 4522	$ 4822	$ 5421	$ 212
	Contrast	3223/FC	□□□□	□□□□	□□	□□□	□□	□□□	□□□		□□□	105.0#	3098	3383	3457	3548	3609	3726	3847	3999	4297	4597	4898	5496	212
AFLS **High Back Lounge Chair (Closed Arm)** • Non-contrast C.O.M = 4.75 yd • 1 = Back and side panels (Fabric Contrast 1) C.O.M. = 4.5 yd • 2 = Seat (Fabric Contrast 2) C.O.M. = 1.5 yd • Optional wings (Fabric Contrast 1) C.O.M. = 2.5 yd																									
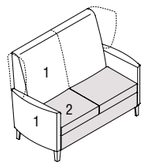	Non-contrast	3233/NC	□□□□		□□	□□□	□□	□□□	□□□	□□□□	□□□	150.0#	$ 3698	$ 4164	$ 4286	$ 4435	$ 4532	$ 4729	$ 4927	$ 5171	$ 5661	$ 6151	$ 6642	$ 7624	$ 256
	Contrast	3233/FC	□□□□	□□□□	□□	□□□	□□	□□□	□□□	□□□□	□□□	150.0#	3813	4279	4403	4550	4648	4844	5040	5285	5776	6266	6759	7738	256
AFLS **High Back Loveseat (Closed Arm)** • Non-contrast C.O.M = 7.5 yd • 1 = Back and side panels (Fabric Contrast 1) C.O.M. = 5.25 yd • 2 = Seat (Fabric Contrast 2) C.O.M. = 2.5 yd • Optional wings (Fabric Contrast 1) C.O.M. = 2 yd																									
		Ⓐ	Ⓑ	Ⓒ	Ⓓ	Ⓔ	Ⓕ	Ⓖ	Ⓗ	Ⓘ	Ⓙ														

HOW TO ORDER

Indicate the following information on order form:
1. Quantity of each item.
2. Model number, including options. See "How To Build a Model Number".
3. Any special service required.

Note: • The □ indicates that a choice is required.
- The absence of the □ indicates that no choice is required.
- Alpha-numeric characters in place of □ indicate that no other alternatives are available.

HOW TO BUILD A MODEL NUMBER

Ⓐ Select basic model.

Ⓑ Select non-contrast or fabric contrast 1.
Refer to **ki.com/fabrics**

Ⓒ Select fabric contrast 2.
Refer to **ki.com/fabrics**

Ⓓ Select wood armcaps.

NAC	- No armcap
WAC	- Wood armcaps (pair); add $295

Ⓔ Select wood finish color.*
Refer to the **Product Color Options** page in this price list.
*For Kensington Maple add upcharge.

Ⓕ Select glide option.

NG	- Nylon glides
PG	- Polycarbonate glides
RG	- Rubber glides
FG	- Felt glides

Ⓖ Select wallsaver feet.

NWF	- No wallsaver feet
WWF	- Wallsaver feet; add $37

Ⓗ Select wingback option.

NWB	- No wingback
WWB	- With wingback (requires add'l fabric); add $993

Wingback fabric will match back fabric selection.

Ⓘ Select bariatric leg option.

BRL	- Bariatric leg; add $110
NBRL	- No Bariatric leg

Ⓙ Select moisture barrier.

MB	- Moisture barrier
NMB	- No moisture barrier

See pricing column for moisture barrier upcharge.

KENSINGTON MAPLE UPCHARGE

Kensington Maple requires extended leadtimes.

Model		Model	
3323A	$24	3023A	$24
3333A	$24	3033A	$24
3343A	$24	3043A	$24
3323	$116	3023	$116
3333	$116	3033	$116
3343	$116	3043	$116
3123	$53	3223	$53
3133	$53	3233	$53
3143	$53	3243	$53

MOISTURE BARRIER UPCHARGE

To order with moisture barrier add /MB to the model number and add upcharge.

SPECIAL SERVICES

Special Carton Marking

With specially marked information N/C

Shipping

Ships **assembled, FOB High Point, NC 27263, freight prepaid.** Freight class 175

Specifications and prices are subject to change without prior notice.

Affina®
Lobby and Lounge Seating

Affina®
Lobby and Lounge Seating

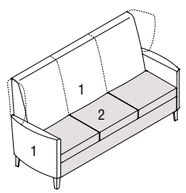

AFLS

High Back Sofa (Closed Arm)

- Non-contrast C.O.M = 9.5 yd
- 1 = Back and side panels (Fabric Contrast 1) C.O.M. = 8.5 yd
- 2 = Seat (Fabric Contrast 2) C.O.M. = 3.25 yd
- Optional wings (Fabric Contrast 1) C.O.M. = 2 yd

		MODEL NUMBER																								
	Features	Basic Model	Non-Contrast or Fabric Contrast 1	Fabric Contrast 2	Arm Cap	Wood Finish	Glide Option	Wallsaver Feet	Wing back	Moisture Barrier	Approx. Packaged Weight	Grade C.O.M.	Grade C	Grade D	Grade E & C.O.L.	Grade F	Grade G	Grade H	Grade I	Grade J	Grade K	Grade L Leather	Grade M Leather	Moisture Barrier add to list price
		Ⓐ	Ⓑ	Ⓒ	Ⓓ	Ⓔ	Ⓕ	Ⓖ	Ⓗ	Ⓘ														
	Non-contrast	3243/NC	□□□□		□□	□□□	□□	□□□	□□□	□□□	190.0#	$ 4437	$ 5007	$ 5155	$ 5337	$ 5457	$ 5698	$ 5937	$ 6236	$ 6834	$ 7434	$ 8036	$ 9232	$ 281
	Contrast	3243/FC	□□□□	□□□□	□□	□□□	□□	□□□	□□□	□□□	190.0#	4581	5150	5301	5480	5600	5841	6081	6379	6980	7578	8179	9379	281

HOW TO ORDER

Indicate the following information on order form:
1. Quantity of each item.
2. Model number, including options. See “How To Build a Model Number”.
3. Any special service required.

Note: • The □ indicates that a choice is required.
- The absence of the □ indicates that no choice is required.
- Alpha-numeric characters in place of □ indicate that no other alternatives are available.

HOW TO BUILD A MODEL NUMBER

Ⓐ Select basic model.

Ⓑ Select non-contrast or fabric contrast 1.
Refer to **ki.com/fabrics**

Ⓒ Select fabric contrast 2.
Refer to **ki.com/fabrics**

Ⓓ Select wood armcaps.

NAC	- No armcap
WAC	- Wood armcaps (pair); add $295

Ⓔ Select wood finish color.*
Refer to the **Product Color Options** page in this price list.
*For Kensington Maple add upcharge.

Ⓕ Select glide option.

NG	- Nylon glides
PG	- Polycarbonate glides
RG	- Rubber glides
FG	- Felt glides

Ⓖ Select wallsaver feet.

NWF	- No wallsaver feet
WWF	- Wallsaver feet; add $37

Ⓗ Select wingback option.

NWB	- No wingback
WWB	- With wingback (requires add’l fabric); add $993

Wingback fabric will match back fabric selection.

Ⓘ Select moisture barrier.

MB	- Moisture barrier
NMB	- No moisture barrier

See pricing column for moisture barrier upcharge.

KENSINGTON MAPLE UPCHARGE

Kensington Maple requires extended leadtimes.

Model			
3323A	$24	3023A	$24
3333A	$24	3033A	$24
3343A	$24	3043A	$24
3323	$116	3023	$116
3333	$116	3033	$116
3343	$116	3043	$116
3123	$53	3223	$53
3133	$53	3233	$53
3143	$53	3243	$53

MOISTURE BARRIER UPCHARGE

To order with moisture barrier add /MB to the model number and add upcharge.

SPECIAL SERVICES

Special Carton Marking

With specially marked information N/C

Shipping

Ships **assembled, FOB High Point, NC 27263, freight prepaid.** Freight class 175

Specifications and prices are subject to change without prior notice.

Affina®
Lobby and Lounge Seating

	Features	MODEL NUMBER Basic Model	Non-Contrast or Fabric Contrast 1	Fabric Contrast 2	Wood Finish	Glide Option	Wallsaver Feet	Wing back	Leg Option	Moisture Barrier	Approx. Packaged Weight	Grade C.O.M.	Grade C	Grade D	Grade E & C.O.L.	Grade F	Grade G	Grade H	Grade I	Grade J	Grade K	Grade L Leather	Grade M Leather	Moisture Barrier add to list price
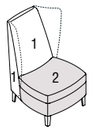	Non-contrast	3023A/NC	□□□□		□□□	□□	□□□	□□□		□□□	85.0#	$ 2611	$ 2870	$ 2938	$ 3019	$ 3074	$ 3184	$ 3292	$ 3428	$ 3699	$ 3974	$ 4247	$ 4791	$ 212
	Contrast	3023A/FC	□□□□	□□□□	□□□	□□	□□□	□□□		□□□	85.0#	2687	2945	3011	3095	3148	3258	3369	3502	3775	4050	4322	4865	212
AFLS																								
High Back Lounge Chair (Armless)																								
• Non-contrast C.O.M = 3.5 yd • 1 = Back and side panels (Fabric Contrast 1) C.O.M. = 2.25 yd • 2 = Seat (Fabric Contrast 2) C.O.M. = 1.5 yd • Optional wings (Fabric Contrast 1) C.O.M. = 2.5 yd																								
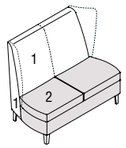	Non-contrast	3033A/NC	□□□□		□□□	□□	□□□	□□□	□□□□	□□□	115.0#	$ 2978	$ 3240	$ 3308	$ 3388	$ 3446	$ 3556	$ 3666	$ 3801	$ 4076	$ 4354	$ 4629	$ 5177	$ 256
	Contrast	3033A/FC	□□□□	□□□□	□□□	□□	□□□	□□□	□□□□	□□□	115.0#	3095	3354	3423	3505	3559	3670	3781	3917	4193	4468	4743	5294	256
AFLS																								
High Back Loveseat (Armless)																								
• Non-contrast C.O.M = 6 yd • 1 = Back and side panels (Fabric Contrast 1) C.O.M. = 3.5 yd • 2 = Seat (Fabric Contrast 2) C.O.M. = 2.75 yd • Optional wings (Fabric Contrast 1) C.O.M. = 2.5 yd																								
		Ⓐ	Ⓑ	Ⓒ	Ⓓ	Ⓔ	Ⓕ	Ⓖ	Ⓗ	Ⓘ														

HOW TO ORDER

Indicate the following information on order form:
1. Quantity of each item.
2. Model number, including options. See "How To Build a Model Number".
3. Any special service required.

Note: • The □ indicates that a choice is required.
- The absence of the □ indicates that no choice is required.
- Alpha-numeric characters in place of □ indicate that no other alternatives are available.

HOW TO BUILD A MODEL NUMBER

Ⓐ Select basic model.

Ⓑ Select non-contrast or fabric contrast 1.
Refer to **ki.com/fabrics**

Ⓒ Select fabric contrast 2.
Refer to **ki.com/fabrics**

Ⓓ Select wood finish color.*
Refer to the **Product Color Options** page in this price list.
*For Kensington Maple add upcharge.

Ⓔ Select glide option.

NG	- Nylon glides
PG	- Polycarbonate glides
RG	- Rubber glides
FG	- Felt glides

Ⓕ Select wallsaver feet.

NWF	- No wallsaver feet
WWF	- Wallsaver feet; add $37

Ⓖ Select wingback option.

NWB	- No wingback
WWB	- With wingback (requires add'l fabric); add $993

Wingback fabric will match back fabric selection.

Ⓗ Select bariatric leg option.

BRL	- Bariatric leg; add $110
NBRL	- No Bariatric leg

Ⓘ Select moisture barrier.

MB	- Moisture barrier
NMB	- No moisture barrier

See pricing column for moisture barrier upcharge.

KENSINGTON MAPLE UPCHARGE

Kensington Maple requires extended leadtimes.

Model		Model	
3323A	$24	3023A	$24
3333A	$24	3033A	$24
3343A	$24	3043A	$24
3323	$116	3023	$116
3333	$116	3033	$116
3343	$116	3043	$116
3123	$53	3223	$53
3133	$53	3233	$53
3143	$53	3243	$53

MOISTURE BARRIER UPCHARGE

To order with moisture barrier add /MB to the model number and add upcharge.

SPECIAL SERVICES

Special Carton Marking

With specially marked information N/C

Shipping

Ships **assembled, FOB High Point, NC 27263, freight prepaid.** Freight class 175

Specifications and prices are subject to change without prior notice.

Affina®
Lobby and Lounge Seating

Affina®
Lobby and Lounge Seating

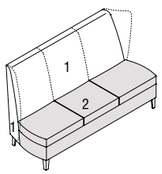

AFLS

High Back Sofa (Armless)

- Non-contrast C.O.M = 8 yd
- 1 = Back and side panels (Fabric Contrast 1) C.O.M. = 5.75 yd
- 2 = Seat (Fabric Contrast 2) C.O.M. = 3.5 yd
- Optional wings (Fabric Contrast 1) C.O.M. = 2.5 yd

		MODEL NUMBER																						
	Features	Basic Model	Non-Contrast or Fabric Contrast 1	Fabric Contrast 2	Wood Finish	Glide Option	Wallsaver Feet	Wing back	Moisture Barrier	Approx. Packaged Weight	Grade C.O.M.	Grade C	Grade D	Grade E & C.O.L.	Grade F	Grade G	Grade H	Grade I	Grade J	Grade K	Grade L Leather	Grade M Leather	Moisture Barrier add to list price
	Non-contrast	3043A/NC	□□□□		□□□	□□	□□□	□□□	□□□	160.0#	$ 3893	$ 4411	$ 4547	$ 4708	$ 4820	$ 5039	$ 5256	$ 5527	$ 6074	$ 6619	$ 7164	$ 8255	$ 281
	Contrast	3043A/FC	□□□□	□□□□	□□□	□□	□□□	□□□	□□□	160.0#	4037	4556	4692	4856	4964	5183	5399	5674	6218	6765	7308	8398	281
		Ⓐ	Ⓑ	Ⓒ	Ⓓ	Ⓔ	Ⓕ	Ⓖ	Ⓗ														

HOW TO ORDER

Indicate the following information on order form:
1. Quantity of each item.
2. Model number, including options. See “How To Build a Model Number”.
3. Any special service required.

Note: • The □ indicates that a choice is required.
- The absence of the □ indicates that no choice is required.
- Alpha-numeric characters in place of □ indicate that no other alternatives are available.

HOW TO BUILD A MODEL NUMBER

Ⓐ Select basic model.

Ⓑ Select non-contrast or fabric contrast 1.
Refer to **ki.com/fabrics**

Ⓒ Select fabric contrast 2.
Refer to **ki.com/fabrics**

Ⓓ Select wood finish color.*
Refer to the **Product Color Options** page in this price list.
*For Kensington Maple add upcharge.

Ⓔ Select glide option.

NG	- Nylon glides
PG	- Polycarbonate glides
RG	- Rubber glides
FG	- Felt glides

Ⓕ Select wallsaver feet.

NWF	- No wallsaver feet
WWF	- Wallsaver feet; add $37

Ⓖ Select wingback option.

NWB	- No wingback
WWB	- With wingback (requires add'l fabric); add $993

Wingback fabric will match back fabric selection.

Ⓗ Select moisture barrier.

MB	- Moisture barrier
NMB	- No moisture barrier

See pricing column for moisture barrier upcharge.

KENSINGTON MAPLE UPCHARGE

Kensington Maple requires extended leadtimes.

Model			
3323A	$24	3023A	$24
3333A	$24	3033A	$24
3343A	$24	3043A	$24
3323	$116	3023	$116
3333	$116	3033	$116
3343	$116	3043	$116
3123	$53	3223	$53
3133	$53	3233	$53
3143	$53	3243	$53

MOISTURE BARRIER UPCHARGE

To order with moisture barrier add /MB to the model number and add upcharge.

SPECIAL SERVICES

Special Carton Marking

With specially marked information N/C

Shipping

Ships **assembled, FOB High Point, NC 27263, freight prepaid.** Freight class 175

Specifications and prices are subject to change without prior notice.

Affina®
Tables

	MODEL	Features	D x W x H	MODEL NUMBER Basic Model	Wood Leg Finish	Laminate Color	Approx. Packaged Weight	Delivered Pricing
 AFFS	**Rectangular End Table - 16" High**	Laminate Top	20 x 24 x 16"	9708	□□□	□□□	40.0#	$ 1190
		Veneer Top	20 x 24 x 16"	9704	□□□		40.0#	1274
 AFFS	**Rectangular End Table - 22" High**	Laminate Top	20 x 24 x 22"	9705	□□□	□□□	45.0#	$ 1303
		Veneer Top	20 x 24 x 22"	9701	□□□		40.0#	1319
 AFFS	**Square Lamp Table**	Laminate Top	24 x 24 x 22"	9706	□□□	□□□	40.0#	$ 1291
		Veneer Top	24 x 24 x 22"	9702	□□□		40.0#	1380
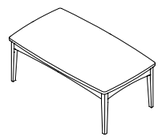 AFFS	**Rectangular Coffee Table**	Laminate Top	24 x 42 x 16"	9707	□□□	□□□	65.0#	$ 1647
		Veneer Top	24 x 42 x 16"	9703	□□□		60.0#	1782

Ⓐ Ⓑ Ⓒ

HOW TO ORDER

Indicate the following information on order form:
1. Quantity of each item.
2. Model number, including options. See "How To Build a Model Number".
3. Any special service required.

Note: • The □ indicates that a choice is required.
- The absence of the □ indicates that no choice is required.
- Alpha-numeric characters in place of □ indicate that no other alternatives are available.

HOW TO BUILD A MODEL NUMBER

Ⓐ Select basic model.

Ⓑ Select wood leg finish color.*
Refer to the **Product Color Options** page in this price list.
*For Kensington Maple add upcharge.

Ⓒ Select laminate color.
Refer to the **Product Color Options** page in this price list.

KENSINGTON MAPLE UPCHARGE

Kensington Maple requires extended leadtimes.

Model	
9708	$130
9704	$137
9705	$137
9701	$153
9706	$137
9702	$153
9707	$168
9703	$184

SPECIAL SERVICES

Special Carton Marking

With specially marked information N/C

Shipping

Ships **assembled, FOB High Point, NC 27263, freight prepaid.** Freight class 175

Specifications and prices are subject to change without prior notice.

Affina®
Healthcare General Information











	Lounge Sleeper (ALS)	Loveseat Double Sleeper (ALSS)	Recliner (AR)	Wallsaver Recliner (ARW)	Patient Chair (AAPP)
General Dimensions					
Seat width	28-1/4"	57"	23-3/4"	22-1/2"	19-3/4"
Seat depth	20"	20"	20-1/2"	20-1/2"	20"
Seat height	17-3/4"	17-3/4"	19-1/2"	19-1/2"	18-3/4"
Arm width	4"	4"	3"	3"	3"
Arm height	26"	26-3/4"	25-1/4"	24"	27-1/4"
Arm height from seat center	9-3/4"	9-3/4"	5-3/4"	5"	8"
Back height from seat	17-3/4"	17-3/4"	30"	29-1/4"	26-1/4"
Sleep surface depth	77-3/16"	76-1/2"			
Overall Dimensions					
Width	36"	64-3/4"	30"	30-1/2"	26-1/2"
Depth	33"	35-1/2"	35-1/2"	34"	31-3/4"
Height	35"	34-1/2"	47"	45-1/2"	43-1/2"
Depth (opened)	80"	81"	64-1/2"	65"	









	Hip Chair - Open Arm (AOHC)	Hip Chair - Closed Arm (APHC)	Bariatric Chair - Open Arm (AOCL)	Bariatric Chair - Closed Arm (APCL)
General Dimensions				
Seat width	20-1/2"	20-1/2"	30"	30"
Seat depth	19-1/2"	19-1/2"	19"	19"
Seat height	26"	26"	19"	19"
Arm width	2-3/4"	2-3/4"	2"	2"
Arm height	33-1/2"	33-1/2"	27"	27"
Arm height from seat center				
Back height from seat				
Sleep surface depth				
Overall Dimensions				
Width	24-3/4"	24-3/4"	34"	34"
Depth	25-1/2"	25-1/2"	23-3/4"	23-3/4"
Height	38"	38"	31-1/2"	31-1/2"

Tablet Arm Options

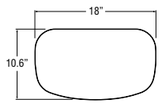

Top-Mounted Articulating Revolving Tablet

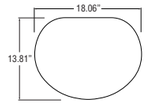

Side-Mounted Articulating Fold-Down Tablet

UPHOLSTERY INFORMATION

C.O.M. Fabric
For C.O.M. fabric sent to KI-High Point on multiple rolls, add an additional yard of fabric per roll to the yardage requirements. Multiple rolls have shorter pieces of fabric on them and do not allow nesting and stacking of the fabric to achieve the best yeild as is done with one large roll. This results in yardage shortages and requests for additional fabric from the client, which can delay an order. For each roll that is sent, one yard needs to be added to one of the rolls, not separately.

Fabric Disclaimer
Fabric will be applied as swatched by the fabric manufacturer. Fabric that is required to be applied differently than is swatched will need a Product Modification Request written specifying the direction the fabric is to be applied.

FINISH INFORMATION

Color Match
KI offers the additional option of color matching paint, polypropylene, or wood stain through Product Modification Requests. Contact Customer Service for details.

INFORMATION

Warranty
Refer to KI Terms & Conditions document or visit ki.com

Affina®
Healthcare Color Options

Wood Finish - Core

Cherry Storm on Beech	BCX
Cinnamon on Beech	BCN
Cocoa on Beech	BCA
Eclypse Black on Beech	BEB
Florence Walnut on Beech	BFC
Kensington Maple on Maple	MMA
Monticello Maple on Beech	BMT
Natural on Beech	BNA
River Cherry on Beech	BRY

Kensington Maple requires an upcharge

Veneer Finish - Core

Cherry Storm on Beech	BCX2
Cinnamon on Beech	BCN2
Cocoa on Beech	BCA2
Eclypse Black on Beech	BEB2
Florence Walnut on Beech	BFC2
Kensington Maple on Maple	MMA2
Monticello Maple on Beech	BMT2
Natural on Beech	BNA2
River Cherry on Beech	BRY2

Surface Finish - Laminate Table Tops

Belair	LBQ
Biltmore Cherry	LBT
Black	LBK
Brighton Walnut	LBW
Canyon Zephyr	LCA
Castle Oak	LCO
Casual Linen	LCU
Cherry Storm	LCX
Classic Linen	LCI
Cloud Zephyr	LCL
Cocobala	LCC
Crisp Linen	LRI
Desert Zephyr	LDZ
Dove Grey	LDG
Fired Steel	LIL
Flax Linen	LXF
Florence Walnut	LFC
Forged Steel	LOL
Friston Ash	LFH
Frosty White	LFW
Graphite Nebula	LGN
Grey	LGE
High Rise	LHE
Hollyberry	LHY
Irish Linen	LIH
Island	LID
Italian Silver Ash	LIT
Kensington Maple	LKM
Lapis Blue	LLB
Markerboard White	LMK
Misted Zephyr	LMR
Monticello Maple	LMT
Nickel Evolv	LNV
North Sea	LNA
Ocean	LON
Pearl Bisque	LPB
Pearl Silver	LPS
Pressed Linen	LPR
River Cherry	LRY
Rugged Linen	LRG
Satin Stainless	LSS
Shadow Zephyr	LSR
Silicon evolv	LSV
Sterling Ash	LAZ
Tailored Linen	LTL
Titanium evolv	LTV
White Nebula	LWL
White Sand	LWN
Windsor Mahogany	LWY

Affina®
Healthcare Seating

	MODEL	Features	MODEL NUMBER: Basic Model	Non-Contrast or Fabric Contrast 1	Fabric Contrast 2	Pull Color	Arm Cap	Wood Finish	Casters	Moisture Barrier	Approx. Packaged Weight	Grade C.O.M.	Grade C	Grade D	Grade E & C.O.L.	Grade F	Grade G	Grade H	Grade I	Grade J	Grade K	Grade L Leather	Grade M Leather	Moisture Barrier add to list price
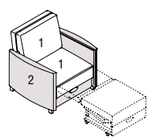	**Lounge Sleeper - Closed Arm** • Non-contrast C.O.M = 9 yd • 1 = Seat and back/sleep surface (Fabric Contrast 1) C.O.M. = 3.5 yd • 2 = Arms and frame (Fabric Contrast 2) C.O.M. = 5.5 yd	Non-contrast	ALS/NC	□□□□		□□□□	□□□	□□□	□□□□	□□□	180.0#	$ 4537	$ 4617	$ 4638	$ 4661	$ 4676	$ 4708	$ 4743	$ 4785	$ 4864	$ 4946	$ 5027	$ 5192	$ 256
		Contrast	ALS/FC	□□□□	□□□□	□□□□	□□□	□□□	□□□□	□□□	180.0#	4659	4736	4758	4779	4797	4830	4863	4904	4986	5068	5148	5312	256
AFLSS			Ⓐ	Ⓑ	Ⓒ	Ⓓ	Ⓔ	Ⓕ	Ⓖ	Ⓗ														

HOW TO ORDER

Indicate the following information on order form:
1. Quantity of each item.
2. Model number, including options. See “How To Build a Model Number”.
3. Any special service required.

Note: • The □ indicates that a choice is required.
- The absence of the □ indicates that no choice is required.
- Alpha-numeric characters in place of □ indicate that no other alternatives are available.

HOW TO BUILD A MODEL NUMBER

Ⓐ Select basic model.

Ⓑ Select non-contrast or fabric contrast 1.
Refer to **ki.com/fabrics**

Ⓒ Select fabric contrast 2.
Refer to **ki.com/fabrics**

Ⓓ Select pull handle color.
Refer to the **Product Color Options** page in this price list.

Ⓔ Select armcap option.

NAC	- No armcap
WAC	- Wood armcaps (pair)<price o=”1324024” ps=”4” s=”44” t=”1”/>
SAC	- Solid surface; add $1006

Solid surface armcap color is always Corian™ glacier white.

Ⓕ Select wood finish color.*
Pick only if product has wood armcaps or “no casters” is selected.
Refer to the **Product Color Options** page in this price list.
*For Kensington Maple add upcharge.

Ⓖ Select casters.

NCST	- No casters (standard)
FRCST	- Locking casters-fixed front/rear swivel; add $249

Ⓗ Select moisture barrier.

MB	- Moisture barrier
NMB	- No moisture barrier

See pricing column for moisture barrier upcharge.

INFORMATION

Kensington Maple Upcharge
Kensington Maple requires extended leadtimes.

Model	
ALS	$44
ALSS/LFS	$44
ALSS/RFS	$44
ALSS/DS	$44

C.O.M. Requirements
C.O.M. yardage requirements listed above are based on plain goods 54” wide. If less than 54” wide or fabrics requiring matching (stripes, plaids, prints, large patterns), additional yardage will be needed. Consult C.O.M. matrix on the Ordering C.O.M. and C.O.L. page for additional yardage needed. For C.O.M. fabric sent to KI-High Point on multiple rolls, add an additional yard of fabric per roll to the yardage requirements.

C.O.L. Requirements
Figure 18 sq. ft. of leather (C.O.L.) for each yard shown (i.e., 4.75 x 18 = 85.5 sq. ft.).

Contrasting Upholstery
When contrasting fabric is chosen, price at highest in-grade.

Minimum Fabric/Leather Quantity
Minimum order for fabric is 1 yard. Minimum order for leather is 1 hide (approximately 50 sq. ft).

Moisture Barrier
Moisture barrier is applied underneath the fabric cover as a means of protecting the foam.

SPECIAL SERVICES

Special Carton Marking

With specially marked information	N/C

Shipping
Ships **assembled, FOB High Point, NC 27263, freight prepaid.** Freight class 125.

Specifications and prices are subject to change without prior notice.

Affina®
Healthcare Seating

	MODEL	Features	MODEL NUMBER: Basic Model	Non-Contrast or Fabric Contrast 1	Fabric Contrast 2	Pull Color	Arm Cap	Wood Finish	Moisture Barrier	Approx. Packaged Weight	Grade C.O.M.	Grade C	Grade D	Grade E & C.O.L.	Grade F	Grade G	Grade H	Grade I	Grade J	Grade K	Grade L Leather	Grade M Leather	Moisture Barrier add to list price
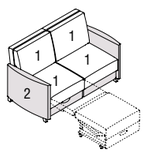 AFLSS	**Loveseat Sleeper (Closed Arm) - LFS (Open, Left Side Facing)** • Non-contrast C.O.M = 14 yd • 1 = Seat and back/sleep surface (Fabric Contrast 1) C.O.M. = 7.5 yd • 2 = Arms and frame (Fabric Contrast 2) C.O.M. = 7.5 yd	Non-contrast	ALSS/LFS/NC	□□□□		□□□□	□□□	□□□	□□□	225.0#	$ 6155	$ 6235	$ 6254	$ 6278	$ 6293	$ 6327	$ 6361	$ 6401	$ 6482	$ 6564	$ 6646	$ 6809	$ 333
		Contrast	ALSS/LFS/FC	□□□□	□□□□	□□□□	□□□	□□□	□□□	225.0#	6277	6354	6375	6397	6416	6448	6481	6523	6604	6686	6767	6930	333
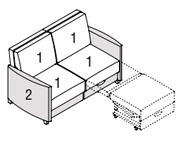 AFLSS	**Loveseat Sleeper (Closed Arm) - RFS (Open, Right Side Facing)** • Non-contrast C.O.M = 14 yd • 1 = Seat and back/sleep surface (Fabric Contrast 1) C.O.M. = 7.5 yd • 2 = Arms and frame (Fabric Contrast 2) C.O.M. = 7.5 yd	Non-contrast	ALSS/RFS/NC	□□□□		□□□□	□□□	□□□	□□□	225.0#	$ 6155	$ 6235	$ 6254	$ 6278	$ 6293	$ 6327	$ 6361	$ 6401	$ 6482	$ 6564	$ 6646	$ 6809	$ 333
		Contrast	ALSS/RFS/FC	□□□□	□□□□	□□□□	□□□	□□□	□□□	225.0#	6277	6354	6375	6397	6416	6448	6481	6523	6604	6686	6767	6930	333
				Ⓐ	Ⓑ	Ⓒ	Ⓓ	Ⓔ	Ⓕ	Ⓖ													

HOW TO ORDER

Indicate the following information on order form:
1. Quantity of each item.
2. Model number, including options. See “How To Build a Model Number”.
3. Any special service required.

Note: • The □ indicates that a choice is required.
- The absence of the □ indicates that no choice is required.
- Alpha-numeric characters in place of □ indicate that no other alternatives are available.

HOW TO BUILD A MODEL NUMBER

Ⓐ Select basic model.

Ⓑ Select non-contrast or fabric contrast 1.
Refer to **ki.com/fabrics**

Ⓒ Select fabric contrast 2.
Refer to **ki.com/fabrics**

Ⓓ Select pull handle color.
Refer to the **Product Color Options** page in this price list.

Ⓔ Select armcap option.

NAC	- No armcap
WAC	- Wood armcaps (pair)<price o=”1324024” ps=”4” s=”44” t=”1”/>
SAC	- Solid surface; add $1006

Solid surface armcap color is always Corian™ glacier white.

Ⓕ Select wood finish color.*
Refer to the **Product Color Options** page in this price list.
*For Kensington Maple add upcharge.

Ⓖ Select moisture barrier.

MB	- Moisture barrier
NMB	- No moisture barrier

See pricing column for moisture barrier upcharge.

INFORMATION

Kensington Maple Upcharge
Kensington Maple requires extended leadtimes.

Model	
ALS	$44
ALSS/LFS	$44
ALSS/RFS	$44
ALSS/DS	$44

C.O.M. Requirements
C.O.M. yardage requirements listed above are based on plain goods 54” wide. If less than 54” wide or fabrics requiring matching (stripes, plaids, prints, large patterns), additional yardage will be needed. Consult C.O.M. matrix on the Ordering C.O.M. and C.O.L. page for additional yardage needed. For C.O.M. fabric sent to KI-High Point on multiple rolls, add an additional yard of fabric per roll to the yardage requirements.

C.O.L. Requirements
Figure 18 sq. ft. of leather (C.O.L.) for each yard shown (i.e., 4.75 x 18 = 85.5 sq. ft.).

Contrasting Upholstery
When contrasting fabric is chosen, price at highest in-grade.

Minimum Fabric/Leather Quantity
Minimum order for fabric is 1 yard. Minimum order for leather is 1 hide (approximately 50 sq. ft).

Moisture Barrier
Moisture barrier is applied underneath the fabric cover as a means of protecting the foam.

SPECIAL SERVICES

Special Carton Marking

With specially marked information	N/C

Shipping
Ships **assembled, FOB High Point, NC 27263, freight prepaid.** Freight class 125.

Specifications and prices are subject to change without prior notice.

Affina®
Healthcare Seating

	MODEL	Features	MODEL NUMBER: Basic Model	Non-Contrast or Fabric Contrast 1	Fabric Contrast 2	Pull Color	Arm Cap	Wood Finish	Moisture Barrier	Approx. Packaged Weight	Grade C.O.M.	Grade C	Grade D	Grade E & C.O.L.	Grade F	Grade G	Grade H	Grade I	Grade J	Grade K	Grade L Leather	Grade M Leather	Moisture Barrier add to list price
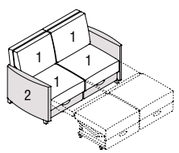	**Loveseat Sleeper (Closed Arm) - DS (Open, Both Sides Facing)** • Non-contrast C.O.M = 14 yd • 1 = Seat and back/sleep surface (Fabric Contrast 1) C.O.M. = 7.75 yd • 2 = Arms and frame (Fabric Contrast 2) C.O.M. = 7.5 yd	Non-contrast	ALSS/DS/NC	□□□□		□□□□	□□□	□□□	□□□	400.0#	$ 8067	$ 8144	$ 8165	$ 8188	$ 8205	$ 8210	$ 8273	$ 8313	$ 8393	$ 8476	$ 8556	$ 8721	$ 333
		Contrast	ALSS/DS/FC	□□□□	□□□□	□□□□	□□□	□□□	□□□	400.0#	8187	8263	8286	8308	8326	8359	8391	8433	8516	8597	8678	8840	333
AFLSS			Ⓐ	Ⓑ	Ⓒ	Ⓓ	Ⓔ	Ⓕ	Ⓖ														

HOW TO ORDER

Indicate the following information on order form:
1. Quantity of each item.
2. Model number, including options. See “How To Build a Model Number”.
3. Any special service required.

Note: • The □ indicates that a choice is required.
- The absence of the □ indicates that no choice is required.
- Alpha-numeric characters in place of □ indicate that no other alternatives are available.

HOW TO BUILD A MODEL NUMBER

Ⓐ Select basic model.

Ⓑ Select non-contrast or fabric contrast 1.
Refer to **ki.com/fabrics**

Ⓒ Select fabric contrast 2.
Refer to **ki.com/fabrics**

Ⓓ Select pull handle color.
Refer to the **Product Color Options** page in this price list.

Ⓔ Select armcap option.

NAC	- No armcap
WAC	- Wood armcaps (pair)<price o=”1324024” ps=”4” s=”44” t=”1”/>
SAC	- Solid surface; add $1006

Solid surface armcap color is always Corian™ glacier white.

Ⓕ Select wood finish color.*
Refer to the **Product Color Options** page in this price list.
*For Kensington Maple add upcharge.

Ⓖ Select moisture barrier.

MB	- Moisture barrier
NMB	- No moisture barrier

See pricing column for moisture barrier upcharge.

INFORMATION

Kensington Maple Upcharge
Kensington Maple requires extended leadtimes.

Model	
ALS	$44
ALSS/LFS	$44
ALSS/RFS	$44
ALSS/DS	$44

C.O.M. Requirements
C.O.M. yardage requirements listed above are based on plain goods 54” wide. If less than 54” wide or fabrics requiring matching (stripes, plaids, prints, large patterns), additional yardage will be needed. Consult C.O.M. matrix on the Ordering C.O.M. and C.O.L. page for additional yardage needed. For C.O.M. fabric sent to KI-High Point on multiple rolls, add an additional yard of fabric per roll to the yardage requirements.

C.O.L. Requirements
Figure 18 sq. ft. of leather (C.O.L.) for each yard shown (i.e., 4.75 x 18 = 85.5 sq. ft.).

Contrasting Upholstery
When contrasting fabric is chosen, price at highest in-grade.

Minimum Fabric/Leather Quantity
Minimum order for fabric is 1 yard. Minimum order for leather is 1 hide (approximately 50 sq. ft).

Moisture Barrier
Moisture barrier is applied underneath the fabric cover as a means of protecting the foam.

SPECIAL SERVICES

Special Carton Marking

With specially marked information	N/C

Shipping
Ships **assembled, FOB High Point, NC 27263, freight prepaid.** Freight class 125.

Specifications and prices are subject to change without prior notice.

Affina®
Healthcare Seating

	MODEL	Features	MODEL NUMBER: Basic Model	Non-Contrast or Fabric Contrast 1	Fabric Contrast 2	Arm Cap	Wood Finish	Glide Option	Moisture Barrier	Approx. Packaged Weight	Grade C.O.M.	Grade C	Grade D	Grade E & C.O.L.	Grade F	Grade G	Grade H	Grade I	Grade J	Grade K	Grade L Leather	Grade M Leather	Moisture Barrier add to list price
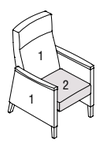	**Patient Chair (Closed Arm)** • Non-contrast C.O.M = 3.75 yd • 1 = Back and arms (Fabric Contrast 1) C.O.M. = 3 yd • 2 = Seat (Fabric Contrast 2) C.O.M. = 1 yd	Non-contrast	AAPP/NC	□□□□		□□□	□□□	□□	□□□	59.0#	$ 2445	$ 2523	$ 2544	$ 2567	$ 2584	$ 2617	$ 2651	$ 2691	$ 2770	$ 2855	$ 2936	$ 3101	$ 201
		Contrast	AAPP/FC	□□□□	□□□□	□□□	□□□	□□	□□□	59.0#	2524	2602	2623	2647	2663	2697	2729	2769	2851	2935	3015	3180	201
AFPC			Ⓐ	Ⓑ	Ⓒ	Ⓓ	Ⓔ	Ⓕ	Ⓖ														

HOW TO ORDER

Indicate the following information on order form:
1. Quantity of each item.
2. Model number, including options. See “How To Build a Model Number”.
3. Any special service required.

Note: • The □ indicates that a choice is required.
- The absence of the □ indicates that no choice is required.
- Alpha-numeric characters in place of □ indicate that no other alternatives are available.

HOW TO BUILD A MODEL NUMBER

Ⓐ Select basic model.

Ⓑ Select non-contrast or fabric contrast 1.
Refer to **ki.com/fabrics**

Ⓒ Select fabric contrast 2.
Refer to **ki.com/fabrics**

Ⓓ Select arm option.

WAC	- Wood armcaps
PAC	- Black poly<price o=”1324024” ps=”4” s=”44” t=”1”/>

Ⓔ Select wood finish color.*
Refer to the **Product Color Options** page in this price list.
*For Kensington Maple add upcharge.

Ⓕ Select glide option.

NG	- Nylon glides
PG	- Polycarbonate glides
RG	- Rubber glides
FG	- Felt glides

Ⓖ Select moisture barrier.

MB	- Moisture barrier
NMB	- No moisture barrier

See pricing column for moisture barrier upcharge.

INFORMATION

Kensington Maple Upcharge
Kensington Maple requires extended leadtimes.

Model	
AAPP	$96
AAPX	$96
AOHC	$88
APHC	$88

C.O.M. Requirements
C.O.M. yardage requirements listed above are based on plain goods 54” wide. If less than 54” wide or fabrics requiring matching (stripes, plaids, prints, large patterns), additional yardage will be needed. Consult C.O.M. matrix on the Ordering C.O.M. and C.O.L. page for addtional yardage needed. For C.O.M. fabric sent to KI-High Point on multiple rolls, add an additional yard of fabric per roll to the yardage requirements.

C.O.L. Requirements
Figure 18 sq. ft. of leather (C.O.L.) for each yard shown (i.e., 4.75 x 18 = 85.5 sq. ft.).

Contrasting Upholstery
When contrasting fabric is chosen, price at highest in-grade.

Minimum Fabric/Leather Quantity
Minimum order for fabric is 1 yard. Minimum order for leather is 1 hide (approximately 50 sq. ft).

Moisture Barrier
Moisture barrier is applied underneath the fabric cover as a means of protecting the foam.

SPECIAL SERVICES

Special Carton Marking

With specially marked information	N/C

Shipping
Ships **assembled, FOB High Point, NC 27263, freight prepaid.** Freight class 250.

Specifications and prices are subject to change without prior notice.

Affina®
Healthcare Seating

	MODEL	Features	MODEL NUMBER: Basic Model (A)	Non-Contrast or Fabric Contrast 1 (B)	Fabric Contrast 2 (C)	Arm Cap (D)	Wood Finish (E)	Glide Option (F)	Moisture Barrier (G)	Approx. Packaged Weight	Grade C.O.M.	Grade C	Grade D	Grade E & C.O.L.	Grade F	Grade G	Grade H	Grade I	Grade J	Grade K	Grade L Leather	Grade M Leather	Moisture Barrier add to list price
 AFHC	**Hip Chair (Open Arm)** • Non-contrast C.O.M = 1.5 yd • 1 = Back (Fabric Contrast 1) C.O.M. = 1.25 yd • 2 = Seat (Fabric Contrast 2) C.O.M. = 1 yd	Non-contrast	AOHC/NC	□□□□		□□□	□□□	□□	□□□	65.0#	$ 2006	$ 2071	$ 2093	$ 2112	$ 2126	$ 2153	$ 2182	$ 2220	$ 2289	$ 2363	$ 2434	$ 2576	$ 173
		Contrast	AOHC/FC	□□□□	□□□□	□□□	□□□	□□	□□□	65.0#	2082	2151	2172	2192	2205	2233	2262	2299	2369	2442	2514	2656	173
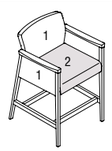 AFHC	**Hip Chair (Closed Arm)** • Non-contrast C.O.M = 2.25 yd • 1 = Back (Fabric Contrast 1) C.O.M. = 2.25 yd • 2 = Seat (Fabric Contrast 2) C.O.M. = 1 yd	Non-contrast	APHC/NC	□□□□		□□□	□□□	□□	□□□	65.0#	$ 2268	$ 2335	$ 2357	$ 2377	$ 2391	$ 2420	$ 2449	$ 2485	$ 2558	$ 2626	$ 2698	$ 2841	$ 173
		Contrast	APHC/FC	□□□□	□□□□	□□□	□□□	□□	□□□	65.0#	2348	2416	2434	2457	2471	2500	2528	2565	2636	2707	2779	2922	173

HOW TO ORDER

Indicate the following information on order form:
1. Quantity of each item.
2. Model number, including options. See “How To Build a Model Number”.
3. Any special service required.

Note: • The □ indicates that a choice is required.
- The absence of the □ indicates that no choice is required.
- Alpha-numeric characters in place of □ indicate that no other alternatives are available.

HOW TO BUILD A MODEL NUMBER

A Select basic model.

B Select non-contrast or fabric contrast 1.
Refer to **ki.com/fabrics**

C Select fabric contrast 2.
Refer to **ki.com/fabrics**

D Select arm option.

WAC	- Wood armcaps
PAC	- Black poly<price o=”1324024” ps=”4” s=”44” t=”1”/>

E Select wood finish color.*
Refer to the **Product Color Options** page in this price list.
*For Kensington Maple add upcharge.

F Select glide option.

NG	- Nylon glides
PG	- Polycarbonate glides
RG	- Rubber glides
FG	- Felt glides

G Select moisture barrier.

MB	- Moisture barrier
NMB	- No moisture barrier

See pricing column for moisture barrier upcharge.

INFORMATION

Kensington Maple Upcharge
Kensington Maple requires extended leadtimes.

Model	
AAPP	$96
AAPX	$96
AOHC	$88
APHC	$88

C.O.M. Requirements
C.O.M. yardage requirements listed above are based on plain goods 54” wide. If less than 54” wide or fabrics requiring matching (stripes, plaids, prints, large patterns), additional yardage will be needed. Consult C.O.M. matrix on the Ordering C.O.M. and C.O.L. page for addtional yardage needed. For C.O.M. fabric sent to KI-High Point on multiple rolls, add an additional yard of fabric per roll to the yardage requirements.

C.O.L. Requirements
Figure 18 sq. ft. of leather (C.O.L.) for each yard shown (i.e., 4.75 x 18 = 85.5 sq. ft.).

Contrasting Upholstery
When contrasting fabric is chosen, price at highest in-grade.

Minimum Fabric/Leather Quantity
Minimum order for fabric is 1 yard. Minimum order for leather is 1 hide (approximately 50 sq. ft).

Moisture Barrier
Moisture barrier is applied underneath the fabric cover as a means of protecting the foam.

SPECIAL SERVICES

Special Carton Marking

With specially marked information	N/C

Shipping
Ships **assembled, FOB High Point, NC 27263, freight prepaid.** Freight class 250.

Specifications and prices are subject to change without prior notice.

Affina®
Healthcare Seating

Affina®
Healthcare Seating

	MODEL	Features	MODEL NUMBER: Basic Model	Non-Contrast or Fabric Contrast 1	Fabric Contrast 2	Arm Cap	Wood Finish	Glide Option	Moisture Barrier	Approx. Packaged Weight	Grade C.O.M.	Grade C	Grade D	Grade E & C.O.L.	Grade F	Grade G	Grade H	Grade I	Grade J	Grade K	Grade L Leather	Grade M Leather	Moisture Barrier add to list price
	**Bariatric Chair (Open Arm)** • Non-contrast C.O.M = 2.5 yd • 1 = Back (Fabric Contrast 1) C.O.M. = 1.75 yd • 2 = Seat (Fabric Contrast 2) C.O.M. = 1 yd	Non-contrast	AOCL/NC	□□□□		□□□	□□□	□□	□□□	65.0#	$ 2373	$ 2503	$ 2539	$ 2580	$ 2604	$ 2659	$ 2713	$ 2784	$ 2919	$ 3057	$ 3191	$ 3466	$ 181
		Contrast	AOCL/FC	□□□□	□□□□	□□□	□□□	□□	□□□	65.0#	2455	2584	2618	2659	2687	2740	2794	2864	2999	3137	3274	3546	181
AFBS																							
	**Bariatric Chair (Closed Arm)** • Non-contrast C.O.M = 2.75 yd • 1 = Back and Arms (Fabric Contrast 1) C.O.M. = 2.5 yd • 2 = Seat (Fabric Contrast 2) C.O.M. = 1 yd	Non-contrast	APCL/NC	□□□□		□□□	□□□	□□	□□□	70.0#	$ 2510	$ 2653	$ 2689	$ 2735	$ 2764	$ 2825	$ 2886	$ 2959	$ 3108	$ 3258	$ 3408	$ 3710	$ 184
		Contrast	APCL/FC	□□□□	□□□□	□□□	□□□	□□	□□□	70.0#	2590	2734	2769	2815	2845	2905	2966	3040	3189	3341	3488	3791	184
AFBS																							
			Ⓐ	Ⓑ	Ⓒ	Ⓓ	Ⓔ	Ⓕ	Ⓖ														

HOW TO ORDER

Indicate the following information on order form:
1. Quantity of each item.
2. Model number, including options. See “How To Build a Model Number”.
3. Any special service required.

Note: • The □ indicates that a choice is required.
- The absence of the □ indicates that no choice is required.
- Alpha-numeric characters in place of □ indicate that no other alternatives are available.

HOW TO BUILD A MODEL NUMBER

Ⓐ Select basic model.

Ⓑ Select non-contrast or fabric contrast 1.
Refer to **ki.com/fabrics**

Ⓒ Select fabric contrast 2.
Refer to **ki.com/fabrics**

Ⓓ Select arm option.

WAC	- Wood armcaps
PAC	- Black poly; add $238

Ⓔ Select wood finish color.*
Refer to the **Product Color Options** page in this price list.
*For Kensington Maple add upcharge.

Ⓕ Select glide option.

NG	- Nylon glides
PG	- Polycarbonate glides
RG	- Rubber glides
FG	- Felt glides

Ⓖ Select moisture barrier.

MB	- Moisture barrier
NMB	- No moisture barrier

See pricing column for moisture barrier upcharge.

INFORMATION

Kensington Maple Upcharge
Kensington Maple requires extended leadtimes.

Model	
AOCL	$74
APCL	$74

C.O.M. Requirements
C.O.M. yardage requirements listed above are based on plain goods 54” wide. If less than 54” wide or fabrics requiring matching (stripes, plaids, prints, large patterns), additional yardage will be needed. Consult C.O.M. matrix on the Ordering C.O.M. and C.O.L. page for addtional yardage needed. For C.O.M. fabric sent to KI-High Point on multiple rolls, add an additional yard of fabric per roll to the yardage requirements.

C.O.L. Requirements
Figure 18 sq. ft. of leather (C.O.L.) for each yard shown (i.e., 4.75 x 18 = 85.5 sq. ft.).

Contrasting Upholstery
When contrasting fabric is chosen, price at highest in-grade.

Minimum Fabric/Leather Quantity
Minimum order for fabric is 1 yard. Minimum order for leather is 1 hide (approximately 50 sq. ft).

Moisture Barrier
Moisture barrier is applied underneath the fabric cover as a means of protecting the foam.

SPECIAL SERVICES

Special Carton Marking

With specially marked information	N/C

Shipping
Ships **assembled, FOB High Point, NC 27263, freight prepaid.** Freight class 250.

Specifications and prices are subject to change without prior notice.

Affina®
Healthcare Seating

Affina®
Healthcare Seating

	Features	MODEL NUMBER Basic Model	Non-Contrast or Fabric Contrast 1	Fabric Contrast 2	I.V. Pole	Catheter Attach-ment	Mag Pouch	Mech Type	Arm Cap	Wood Finish	Moist. Barrier	Approx. Packaged Weight	Grade C.O.M.	Grade C	Grade D	Grade E & C.O.L.	Grade F	Grade G	Grade H	Grade I	Grade J	Grade K	Grade L Leather	Grade M Leather	Moisture Barrier add to list price
	Non-contrast	AR/NC	□□□		□□	□□□	□□□	□□	□□	□□	□□□	109.0#	$ 3944	$ 4023	$ 4043	$ 4066	$ 4086	$ 4118	$ 4153	$ 4192	$ 4276	$ 4359	$ 4443	$ 4610	$ 230
	Contrast	AR/FC	□□□	□□□	□□	□□□	□□□	□□	□□	□□	□□□	109.0#	4066	4146	4164	4191	4206	4241	4275	4316	4400	4485	4567	4733	230



AFRL

Recliner (Closed Arm)

- Non-contrast C.O.M = 5.5 yd
- 1 = Back and arms (Fabric Contrast 1) C.O.M. = 4.75 yd
- 2 = Seat (Fabric Contrast 2) C.O.M. = 1.5 yd
- Optional magazine pouch (Fabric Contrast 1) C.O.M. = .5 yd

Ⓐ Ⓑ Ⓒ Ⓓ Ⓔ Ⓕ Ⓖ Ⓗ Ⓘ Ⓙ

HOW TO ORDER

Indicate the following information on order form:
1. Quantity of each item.
2. Model number, including options. See “How To Build a Model Number”.
3. Any special service required.

Note: • The □ indicates that a choice is required.
- The absence of the □ indicates that no choice is required.
- Alpha-numeric characters in place of □ indicate that no other alternatives are available.

HOW TO BUILD A MODEL NUMBER

Ⓐ Select basic model.

Ⓑ Select non-contrast or fabric contrast 1.
Refer to **ki.com/fabrics**

Ⓒ Select fabric contrast 2.
Refer to **ki.com/fabrics**

Ⓓ Select I.V. pole.
(specified facing chair)

NS	- No pole
LFFIV	- Left facing front; add $434
LRFIV	- Left facing rear; add $434
RFFIV	- Right facing front; add $434
RRFIV	- Right facing rear; add $434

Ⓔ Select catheter bag attachment.
(specified facing chair)

NCA	- No catheter attachment
LFCA	- Left facing front; add $71
LRCA	- Left facing rear; add $71
RFCA	- Right facing front; add $71
RRCA	- Right facing rear; add $71

If optional I.V. pole is specified, catheter attachment can not be specified in the same location.

Ⓕ Select magazine pouch.
(specified facing chair)

NMR	- No magazine pouch
LFP	- Left side pouch (requires add'l fabric; matches arm); add $290
RFP	- Right side pouch (requires add'l fabric; matches arm); add $290

If optional I.V. pole is specified, magazine pouch cannot be specified on the same side.

Ⓖ Select mechanism type.

SM	- Standard mechanism
TM	- Trendelenburg mechanism; add $241

Ⓗ Select armcap option.

WAC	- Wood armcaps
PAC	- Black poly<price o="1324024" ps="4" s="44" t="1"/>
SAC	- Solid surface; add $1006

Solid surface armcap color is always Corian™ glacier white.

Ⓘ Select wood finish color.*
Pick only if product has wood armcaps.
Refer to the **Product Color Options** page in this price list.
*For Kensington Maple add upcharge.

Ⓙ Select moisture barrier.

MB	- Moisture barrier
NMB	- No moisture barrier

See pricing column for moisture barrier upcharge.

INFORMATION

Kensington Maple Upcharge
Kensington Maple requires extended leadtimes.

Model	
AR	$30
AR/LFT/LT	$30
AR/RFT/LT	$30
AR/LFRT/LT	$30
AR/RFRT/LT	$30
AR/LFT/VT	$30
AR/RFT/VT	$30
AR/LFRT/VT	$30
AR/RFRT/VT	$30

Placement Rules
-Magazine pouch cannot be on same side as I.V. pole.

-Catheter hooks cannot be on same side as I.V. pole.

C.O.M. Requirements
C.O.M. yardage requirements listed above are based on plain goods 54” wide. If less than 54” wide or fabrics requiring matching (stripes, plaids, prints, large patterns), additional yardage will be needed. Consult C.O.M. matrix on the Ordering C.O.M. and C.O.L. page for addtional yardage needed. For C.O.M. fabric sent to KI-High Point on multiple rolls, add an additional yard of fabric per roll to the yardage requirements.

C.O.L. Requirements
Figure 18 sq. ft. of leather (C.O.L.) for each yard shown (i.e., 4.75 x 18 = 85.5 sq. ft.).

Contrasting Upholstery
When contrasting fabric is chosen, price at highest in-grade.

Minimum Fabric/Leather Quantity
Minimum order for fabric is 1 yard. Minimum order for leather is 1 hide (approximately 50 sq. ft).

Moisture Barrier
Moisture barrier is applied underneath the fabric cover as a means of protecting the foam.

SPECIAL SERVICES

Special Carton Marking

With specially marked information	N/C

Shipping
Ships **assembled, FOB High Point, NC 27263, freight prepaid.** Freight class 250.

Specifications and prices are subject to change without prior notice.

Affina®
Healthcare Seating

Affina®
Healthcare Seating

	Features	MODEL NUMBER Basic Model	Non-Contrast or Fabric Contrast 1	Fabric Contrast 2	I.V. Pole	Catheter Attach-ment	Mag Pch.	Mech Type	Arm Cap	Wood Finish	Lam. Color	Moist. Barrier	Approx. Packaged Weight	Grade C.O.M.	Grade C	Grade D	Grade E & C.O.L.	Grade F	Grade G	Grade H	Grade I	Grade J	Grade K	Grade L Leather	Grade M Leather	Moisture Barrier add to list price
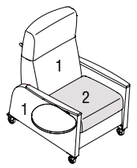 AFRL	Non-contrast	AR/NC/LFT/LT	□□□		□□	□□□	□□□	□□	□□	□□	□□□	□□□	114.0#	$ 4281	$ 4361	$ 4378	$ 4405	$ 4421	$ 4454	$ 4488	$ 4529	$ 4612	$ 4694	$ 4776	$ 4943	$ 230
	Contrast	AR/FC/LFT/LT	□□□	□□□	□□	□□□	□□□	□□	□□	□□	□□□	□□□	114.0#	4403	4482	4501	4528	4543	4577	4609	4649	4733	4816	4898	5063	230
 AFRL	Non-contrast	AR/NC/RFT/LT	□□□		□□	□□□	□□□	□□	□□	□□	□□□	□□□	114.0#	$ 4281	$ 4361	$ 4378	$ 4405	$ 4421	$ 4454	$ 4488	$ 4529	$ 4612	$ 4694	$ 4776	$ 4943	$ 230
	Contrast	AR/FC/RFT/LT	□□□	□□□	□□	□□□	□□□	□□	□□	□□	□□□	□□□	114.0#	4403	4482	4501	4528	4543	4577	4609	4649	4733	4816	4898	5063	230

Recliner w/ Left Facing Laminate Side Articulating Tablet

- Non-contrast C.O.M = 5.5 yd
- 1 = Back and arms (Fabric Contrast 1) C.O.M. = 4.75 yd
- 2 = Seat (Fabric Contrast 2) C.O.M. = 1.5 yd
- Optional magazine pouch (Fabric Contrast 1) C.O.M. = .5 yd

Recliner w/ Right Facing Laminate Side Articulating Tablet

- Non-contrast C.O.M = 5.5 yd
- 1 = Back and arms (Fabric Contrast 1) C.O.M. = 4.75 yd
- 2 = Seat (Fabric Contrast 2) C.O.M. = 1.5 yd
- Optional magazine pouch (Fabric Contrast 1) C.O.M. = .5 yd

Ⓐ Ⓑ Ⓒ Ⓓ Ⓔ Ⓕ Ⓖ Ⓗ Ⓘ Ⓙ Ⓚ

HOW TO ORDER

Indicate the following information on order form:
1. Quantity of each item.
2. Model number, including options. See "How To Build a Model Number".
3. Any special service required.

Note: • The □ indicates that a choice is required.
- The absence of the □ indicates that no choice is required.
- Alpha-numeric characters in place of □ indicate that no other alternatives are available.

HOW TO BUILD A MODEL NUMBER

Ⓐ Select basic model.

Ⓑ Select non-contrast or fabric contrast 1.
Refer to **ki.com/fabrics**

Ⓒ Select fabric contrast 2.
Refer to **ki.com/fabrics**

Ⓓ Select I.V. pole.
(specified facing chair)

NS	- No pole
LFFIV	- Left facing front; add $434
LRFIV	- Left facing rear; add $434
RFFIV	- Right facing front; add $434
RRFIV	- Right facing rear; add $434

If tablet is specified, tablet, I.V. pole and/or catheter bag attachment must all be specified in unique locations.

Ⓔ Select catheter bag attachment.
(specified facing chair)

NCA	- No catheter attachment
LFCA	- Left facing front; add $71
LRCA	- Left facing rear; add $71
RFCA	- Right facing front; add $71
RRCA	- Right facing rear; add $71

If tablet is specified, tablet, I.V. pole and/or catheter bag attachment must all be specified in unique locations.

Ⓕ Select magazine pouch.
(specified facing chair)

NMR	- No magazine pouch
LFP	- Left side pouch (requires add'l fabric; matches arm); add $290
RFP	- Right side pouch (requires add'l fabric; matches arm); add $290

If optional I.V. pole is specified, magazine pouch cannot be specified on the same side.

Ⓖ Select mechanism type.

SM	- Standard mechanism
TM	- Trendelenburg mechanism; add $241

Ⓗ Select armcap option.

WAC	- Wood armcaps
PAC	- Black poly<price o="1324024" ps="4" s="44" t="1"/>
SAC	- Solid surface; add $1006

Solid surface armcap color is always Corian™ glacier white.

Ⓘ Select wood finish color.*
Pick only if product has wood armcaps.
Refer to the **Product Color Options** page in this price list.
*For Kensington Maple add upcharge.

Ⓙ Select laminate color.
Refer to the **Product Color Options** page in this price list.

Ⓚ Select moisture barrier.

MB	- Moisture barrier
NMB	- No moisture barrier

See pricing column for moisture barrier upcharge.

INFORMATION

Kensington Maple Upcharge
Kensington Maple requires extended leadtimes.

Model	
AR	$30
AR/LFT/LT	$30
AR/RFT/LT	$30
AR/LFRT/LT	$30
AR/RFRT/LT	$30
AR/LFT/VT	$30
AR/RFT/VT	$30
AR/LFRT/VT	$30
AR/RFRT/VT	$30

Placement Rules
-Magazine pouch cannot be on same side as I.V. pole.

-Catheter hooks cannot be on same side as I.V. pole.

C.O.M. Requirements
C.O.M. yardage requirements listed above are based on plain goods 54" wide. If less than 54" wide or fabrics requiring matching (stripes, plaids, prints, large patterns), additional yardage will be needed. Consult C.O.M. matrix on the Ordering C.O.M. and C.O.L. page for addtional yardage needed. For C.O.M. fabric sent to KI-High Point on multiple rolls, add an additional yard of fabric per roll to the yardage requirements.

C.O.L. Requirements
Figure 18 sq. ft. of leather (C.O.L.) for each yard shown (i.e., 4.75 x 18 = 85.5 sq. ft.).

Contrasting Upholstery
When contrasting fabric is chosen, price at highest in-grade.

Minimum Fabric/Leather Quantity
Minimum order for fabric is 1 yard. Minimum order for leather is 1 hide (approximately 50 sq. ft).

Moisture Barrier
Moisture barrier is applied underneath the fabric cover as a means of protecting the foam.

SPECIAL SERVICES

Special Carton Marking

With specially marked information	N/C

Shipping
Ships **assembled, FOB High Point, NC 27263, freight prepaid.** Freight class 250.

Specifications and prices are subject to change without prior notice.

Affina®
Healthcare Seating

Affina®
Healthcare Seating

	Features	MODEL NUMBER Basic Model	Non-Contrast or Fabric Contrast 1	Fabric Contrast 2	I.V. Pole	Catheter Attach-ment	Mag Pch.	Mech Type	Arm Cap	Wood Finish	Lam. Color	Moist. Barrier	Approx. Packaged Weight	Grade C.O.M.	Grade C	Grade D	Grade E & C.O.L.	Grade F	Grade G	Grade H	Grade I	Grade J	Grade K	Grade L Leather	Grade M Leather	Moisture Barrier add to list price
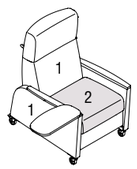	Non-contrast	AR/NC/LFRT/LT	□□□		□□	□□□	□□□	□□	□□	□□	□□□	□□□	114.0#	$ 4281	$ 4361	$ 4378	$ 4405	$ 4421	$ 4454	$ 4488	$ 4529	$ 4612	$ 4694	$ 4776	$ 4943	$ 230
	Contrast	AR/FC/LFRT/LT	□□□	□□□	□□	□□□	□□□	□□	□□	□□	□□□	□□□	114.0#	4403	4482	4501	4528	4543	4577	4609	4649	4733	4816	4898	5063	230
AFRL																										
Recliner w/ Left Facing Laminate Top Articulating Tablet • Non-contrast C.O.M = 5.5 yd • 1 = Back and arms (Fabric Contrast 1) C.O.M. = 4.75 yd • 2 = Seat (Fabric Contrast 2) C.O.M. = 1.5 yd • Optional magazine pouch (Fabric Contrast 1) C.O.M. = .5 yd																										
	Non-contrast	AR/NC/RFRT/LT	□□□		□□	□□□	□□□	□□	□□	□□	□□□	□□□	114.0#	$ 4281	$ 4361	$ 4378	$ 4405	$ 4421	$ 4454	$ 4488	$ 4529	$ 4612	$ 4694	$ 4776	$ 4943	$ 230
	Contrast	AR/FC/RFRT/LT	□□□	□□□	□□	□□□	□□□	□□	□□	□□	□□□	□□□	114.0#	4403	4482	4501	4528	4543	4577	4609	4649	4733	4816	4898	5063	230
AFRL																										
Recliner w/ Right Facing Laminate Top Articulating Tablet • Non-contrast C.O.M = 5.5 yd • 1 = Back and arms (Fabric Contrast 1) C.O.M. = 4.75 yd • 2 = Seat (Fabric Contrast 2) C.O.M. = 1.5 yd • Optional magazine pouch (Fabric Contrast 1) C.O.M. = .5 yd																										
		Ⓐ		Ⓑ	Ⓒ	Ⓓ	Ⓔ	Ⓕ	Ⓖ	Ⓗ	Ⓘ	Ⓙ	Ⓚ														

HOW TO ORDER

Indicate the following information on order form:
1. Quantity of each item.
2. Model number, including options. See "How To Build a Model Number".
3. Any special service required.

Note: • The □ indicates that a choice is required.
- The absence of the □ indicates that no choice is required.
- Alpha-numeric characters in place of □ indicate that no other alternatives are available.

HOW TO BUILD A MODEL NUMBER

Ⓐ Select basic model.

Ⓑ Select non-contrast or fabric contrast 1.
Refer to **ki.com/fabrics**

Ⓒ Select fabric contrast 2.
Refer to **ki.com/fabrics**

Ⓓ Select I.V. pole.
(specified facing chair)

NS	- No pole
LFFIV	- Left facing front; add $434
LRFIV	- Left facing rear; add $434
RFFIV	- Right facing front; add $434
RRFIV	- Right facing rear; add $434

If tablet is specified, tablet, I.V. pole and/or catheter bag attachment must all be specified in unique locations.

Ⓔ Select catheter bag attachment.
(specified facing chair)

NCA	- No catheter attachment
LFCA	- Left facing front; add $71
LRCA	- Left facing rear; add $71
RFCA	- Right facing front; add $71
RRCA	- Right facing rear; add $71

If tablet is specified, tablet, I.V. pole and/or catheter bag attachment must all be specified in unique locations.

Ⓕ Select magazine pouch.
(specified facing chair)

NMR	- No magazine pouch
LFP	- Left side pouch (requires add'l fabric; matches arm); add $290
RFP	- Right side pouch (requires add'l fabric; matches arm); add $290

If optional I.V. pole is specified, magazine pouch cannot be specified on the same side.

Ⓖ Select mechanism type.

SM	- Standard mechanism
TM	- Trendelenburg mechanism; add $241

Ⓗ Select armcap option.

WAC	- Wood armcaps
PAC	- Black poly<price o="1324024" ps="4" s="44" t="1"/>
SAC	- Solid surface; add $1006

Solid surface armcap color is always Corian™ glacier white.

Ⓘ Select wood finish color.*
Pick only if product has wood armcaps.
Refer to the **Product Color Options** page in this price list.
*For Kensington Maple add upcharge.

Ⓙ Select laminate color.
Refer to the **Product Color Options** page in this price list.

Ⓚ Select moisture barrier.

MB	- Moisture barrier
NMB	- No moisture barrier

See pricing column for moisture barrier upcharge.

INFORMATION

Kensington Maple Upcharge
Kensington Maple requires extended leadtimes.

Model	
AR	$30
AR/LFT/LT	$30
AR/RFT/LT	$30
AR/LFRT/LT	$30
AR/RFRT/LT	$30
AR/LFT/VT	$30
AR/RFT/VT	$30
AR/LFRT/VT	$30
AR/RFRT/VT	$30

Placement Rules
-Magazine pouch cannot be on same side as I.V. pole.

-Catheter hooks cannot be on same side as I.V. pole.

C.O.M. Requirements
C.O.M. yardage requirements listed above are based on plain goods 54" wide. If less than 54" wide or fabrics requiring matching (stripes, plaids, prints, large patterns), additional yardage will be needed. Consult C.O.M. matrix on the Ordering C.O.M. and C.O.L. page for addtional yardage needed. For C.O.M. fabric sent to KI-High Point on multiple rolls, add an additional yard of fabric per roll to the yardage requirements.

C.O.L. Requirements
Figure 18 sq. ft. of leather (C.O.L.) for each yard shown (i.e., 4.75 x 18 = 85.5 sq. ft.).

Contrasting Upholstery
When contrasting fabric is chosen, price at highest in-grade.

Minimum Fabric/Leather Quantity
Minimum order for fabric is 1 yard. Minimum order for leather is 1 hide (approximately 50 sq. ft).

Moisture Barrier
Moisture barrier is applied underneath the fabric cover as a means of protecting the foam.

SPECIAL SERVICES

Special Carton Marking

With specially marked information	N/C

Shipping
Ships **assembled, FOB High Point, NC 27263, freight prepaid.** Freight class 250.

Specifications and prices are subject to change without prior notice.

Affina®
Healthcare Seating

Affina®
Healthcare Seating

	Features	MODEL NUMBER											Approx. Packaged Weight	Grade C.O.M.	Grade C	Grade D	Grade E & C.O.L.	Grade F	Grade G	Grade H	Grade I	Grade J	Grade K	Grade L Leather	Grade M Leather	Moisture Barrier add to list price
		Basic Model	Non-Contrast or Fabric Contrast 1	Fabric Contrast 2	I.V. Pole	Catheter Attach-ment	Mag Pch.	Mech Type	Arm Cap	Wood Finish	Ven. Color	Moist. Barrier														
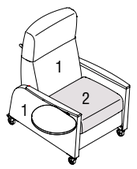	Non-contrast	AR/NC/LFT/VT	□□□		□□	□□□	□□□	□□	□□	□□	□□□	□□□	114.0#	$ 4281	$ 4361	$ 4378	$ 4405	$ 4421	$ 4454	$ 4488	$ 4529	$ 4612	$ 4694	$ 4776	$ 4943	$ 230
	Contrast	AR/FC/LFT/VT	□□□	□□□	□□	□□□	□□□	□□	□□	□□	□□□	□□□	114.0#	4403	4482	4501	4528	4543	4577	4609	4649	4733	4816	4898	5063	230
AFRL																										
Recliner w/ Left Facing Veneer Side Articulating Tablet • Non-contrast C.O.M = 5.5 yd • 1 = Back and arms (Fabric Contrast 1) C.O.M. = 4.75 yd • 2 = Seat (Fabric Contrast 2) C.O.M. = 1.5 yd • Optional magazine pouch (Fabric Contrast 1) C.O.M. = .5 yd																										
	Non-contrast	AR/NC/RFT/VT	□□□		□□	□□□	□□□	□□	□□	□□	□□□	□□□	114.0#	$ 4281	$ 4361	$ 4378	$ 4405	$ 4421	$ 4454	$ 4488	$ 4529	$ 4612	$ 4694	$ 4776	$ 4943	$ 230
	Contrast	AR/FC/RFT/VT	□□□	□□□	□□	□□□	□□□	□□	□□	□□	□□□	□□□	114.0#	4403	4482	4501	4528	4543	4577	4609	4649	4733	4816	4898	5063	230
AFRL																										
Recliner w/ Right Facing Veneer Side Articulating Tablet • Non-contrast C.O.M = 5.5 yd • 1 = Back and arms (Fabric Contrast 1) C.O.M. = 4.75 yd • 2 = Seat (Fabric Contrast 2) C.O.M. = 1.5 yd • Optional magazine pouch (Fabric Contrast 1) C.O.M. = .5 yd																										
		Ⓐ		Ⓑ	Ⓒ	Ⓓ	Ⓔ	Ⓕ	Ⓖ	Ⓗ	Ⓘ	Ⓙ	Ⓚ														

HOW TO ORDER

Indicate the following information on order form:
1. Quantity of each item.
2. Model number, including options. See "How To Build a Model Number".
3. Any special service required.

Note: • The □ indicates that a choice is required.
- The absence of the □ indicates that no choice is required.
- Alpha-numeric characters in place of □ indicate that no other alternatives are available.

HOW TO BUILD A MODEL NUMBER

Ⓐ Select basic model.

Ⓑ Select non-contrast or fabric contrast 1.
Refer to **ki.com/fabrics**

Ⓒ Select fabric contrast 2.
Refer to **ki.com/fabrics**

Ⓓ Select I.V. pole.
(specified facing chair)

NS	- No pole
LFFIV	- Left facing front; add $434
LRFIV	- Left facing rear; add $434
RFFIV	- Right facing front; add $434
RRFIV	- Right facing rear; add $434

If tablet is specified, tablet, I.V. pole and/or catheter bag attachment must all be specified in unique locations.

Ⓔ Select catheter bag attachment.
(specified facing chair)

NCA	- No catheter attachment
LFCA	- Left facing front; add $71
LRCA	- Left facing rear; add $71
RFCA	- Right facing front; add $71
RRCA	- Right facing rear; add $71

If tablet is specified, tablet, I.V. pole and/or catheter bag attachment must all be specified in unique locations.

Ⓕ Select magazine pouch.
(specified facing chair)

NMR	- No magazine pouch
LFP	- Left side pouch (requires add'l fabric; matches arm); add $290
RFP	- Right side pouch (requires add'l fabric; matches arm); add $290

If optional I.V. pole is specified, magazine pouch cannot be specified on the same side.

Ⓖ Select mechanism type.

SM	- Standard mechanism
TM	- Trendelenburg mechanism; add $241

Ⓗ Select armcap option.

WAC	- Wood armcaps
PAC	- Black poly<price o="1324024" ps="4" s="44" t="1"/>
SAC	- Solid surface; add $1006

Solid surface armcap color is always Corian™ glacier white.

Ⓘ Select wood finish color.*
Pick only if product has wood armcaps.
Refer to the **Product Color Options** page in this price list.
*For Kensington Maple add upcharge.

Ⓙ Select veneer color.
Refer to the **Product Color Options** page in this price list.

Ⓚ Select moisture barrier.

MB	- Moisture barrier
NMB	- No moisture barrier

See pricing column for moisture barrier upcharge.

INFORMATION

Kensington Maple Upcharge
Kensington Maple requires extended leadtimes.

Model	
AR	$30
AR/LFT/LT	$30
AR/RFT/LT	$30
AR/LFRT/LT	$30
AR/RFRT/LT	$30
AR/LFT/VT	$30
AR/RFT/VT	$30
AR/LFRT/VT	$30
AR/RFRT/VT	$30

Placement Rules
-Magazine pouch cannot be on same side as I.V. pole.

-Catheter hooks cannot be on same side as I.V. pole.

C.O.M. Requirements
C.O.M. yardage requirements listed above are based on plain goods 54" wide. If less than 54" wide or fabrics requiring matching (stripes, plaids, prints, large patterns), additional yardage will be needed. Consult C.O.M. matrix on the Ordering C.O.M. and C.O.L. page for addtional yardage needed. For C.O.M. fabric sent to KI-High Point on multiple rolls, add an additional yard of fabric per roll to the yardage requirements.

C.O.L. Requirements
Figure 18 sq. ft. of leather (C.O.L.) for each yard shown (i.e., 4.75 x 18 = 85.5 sq. ft.).

Contrasting Upholstery
When contrasting fabric is chosen, price at highest in-grade.

Minimum Fabric/Leather Quantity
Minimum order for fabric is 1 yard. Minimum order for leather is 1 hide (approximately 50 sq. ft).

Moisture Barrier
Moisture barrier is applied underneath the fabric cover as a means of protecting the foam.

SPECIAL SERVICES

Special Carton Marking

With specially marked information	N/C

Shipping
Ships **assembled, FOB High Point, NC 27263, freight prepaid.** Freight class 250.

Specifications and prices are subject to change without prior notice.

Affina®
Healthcare Seating

Affina®
Healthcare Seating

	Features	MODEL NUMBER Basic Model	Non-Contrast or Fabric Contrast 1	Fabric Contrast 2	I.V. Pole	Catheter Attach-ment	Mag Pch.	Mech Type	Arm Cap	Wood Finish	Ven. Color	Moist. Barrier	Approx. Packaged Weight	Grade C.O.M.	Grade C	Grade D	Grade E & C.O.L.	Grade F	Grade G	Grade H	Grade I	Grade J	Grade K	Grade L Leather	Grade M Leather	Moisture Barrier add to list price
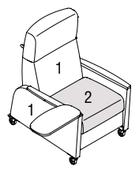 AFRL	Non-contrast	AR/NC/LFRT/VT	□□□		□□	□□□	□□□	□□	□□	□□	□□□	□□□	114.0#	$ 4281	$ 4361	$ 4378	$ 4405	$ 4421	$ 4454	$ 4488	$ 4529	$ 4612	$ 4694	$ 4776	$ 4943	$ 230
	Contrast	AR/FC/LFRT/VT	□□□	□□□	□□	□□□	□□□	□□	□□	□□	□□□	□□□	114.0#	4403	4482	4501	4528	4543	4577	4609	4649	4733	4816	4898	5063	230
 AFRL	Non-contrast	AR/NC/RFRT/VT	□□□		□□	□□□	□□□	□□	□□	□□	□□□	□□□	114.0#	$ 4281	$ 4361	$ 4378	$ 4405	$ 4421	$ 4454	$ 4488	$ 4529	$ 4612	$ 4694	$ 4776	$ 4943	$ 230
	Contrast	AR/FC/RFRT/VT	□□□	□□□	□□	□□□	□□□	□□	□□	□□	□□□	□□□	114.0#	4403	4482	4501	4528	4543	4577	4609	4649	4733	4816	4898	5063	230

Recliner w/ Left Facing Veneer Top Articulating Tablet

- Non-contrast C.O.M = 5.5 yd
- 1 = Back and arms (Fabric Contrast 1) C.O.M. = 4.75 yd
- 2 = Seat (Fabric Contrast 2) C.O.M. = 1.5 yd
- Optional magazine pouch (Fabric Contrast 1) C.O.M. = .5 yd

Recliner w/ Right Facing Veneer Top Articulating Tablet

- Non-contrast C.O.M = 5.5 yd
- 1 = Back and arms (Fabric Contrast 1) C.O.M. = 4.75 yd
- 2 = Seat (Fabric Contrast 2) C.O.M. = 1.5 yd
- Optional magazine pouch (Fabric Contrast 1) C.O.M. = .5 yd

Ⓐ Ⓑ Ⓒ Ⓓ Ⓔ Ⓕ Ⓖ Ⓗ Ⓘ Ⓙ Ⓚ

HOW TO ORDER

Indicate the following information on order form:
1. Quantity of each item.
2. Model number, including options. See "How To Build a Model Number".
3. Any special service required.

Note: • The □ indicates that a choice is required.
- The absence of the □ indicates that no choice is required.
- Alpha-numeric characters in place of □ indicate that no other alternatives are available.

HOW TO BUILD A MODEL NUMBER

Ⓐ Select basic model.

Ⓑ Select non-contrast or fabric contrast 1.
Refer to **ki.com/fabrics**

Ⓒ Select fabric contrast 2.
Refer to **ki.com/fabrics**

Ⓓ Select I.V. pole.
(specified facing chair)

NS	- No pole
LFFIV	- Left facing front; add $434
LRFIV	- Left facing rear; add $434
RFFIV	- Right facing front; add $434
RRFIV	- Right facing rear; add $434

If tablet is specified, tablet, I.V. pole and/or catheter bag attachment must all be specified in unique locations.

Ⓔ Select catheter bag attachment.
(specified facing chair)

NCA	- No catheter attachment
LFCA	- Left facing front; add $71
LRCA	- Left facing rear; add $71
RFCA	- Right facing front; add $71
RRCA	- Right facing rear; add $71

If tablet is specified, tablet, I.V. pole and/or catheter bag attachment must all be specified in unique locations.

Ⓕ Select magazine pouch.
(specified facing chair)

NMR	- No magazine pouch
LFP	- Left side pouch (requires add'l fabric; matches arm); add $290
RFP	- Right side pouch (requires add'l fabric; matches arm); add $290

If optional I.V. pole is specified, magazine pouch cannot be specified on the same side.

Ⓖ Select mechanism type.

SM	- Standard mechanism
TM	- Trendelenburg mechanism; add $241

Ⓗ Select armcap option.

WAC	- Wood armcaps
PAC	- Black poly<price o="1324024" ps="4" s="44" t="1"/>
SAC	- Solid surface; add $1006

Solid surface armcap color is always Corian™ glacier white.

Ⓘ Select wood finish color.*
Pick only if product has wood armcaps.
Refer to the **Product Color Options** page in this price list.
*For Kensington Maple add upcharge.

Ⓙ Select veneer color.
Refer to the **Product Color Options** page in this price list.

Ⓚ Select moisture barrier.

MB	- Moisture barrier
NMB	- No moisture barrier

See pricing column for moisture barrier upcharge.

INFORMATION

Kensington Maple Upcharge
Kensington Maple requires extended leadtimes.

Model	
AR	$30
AR/LFT/LT	$30
AR/RFT/LT	$30
AR/LFRT/LT	$30
AR/RFRT/LT	$30
AR/LFT/VT	$30
AR/RFT/VT	$30
AR/LFRT/VT	$30
AR/RFRT/VT	$30

Placement Rules
-Magazine pouch cannot be on same side as I.V. pole.

-Catheter hooks cannot be on same side as I.V. pole.

C.O.M. Requirements
C.O.M. yardage requirements listed above are based on plain goods 54" wide. If less than 54" wide or fabrics requiring matching (stripes, plaids, prints, large patterns), additional yardage will be needed. Consult C.O.M. matrix on the Ordering C.O.M. and C.O.L. page for addtional yardage needed. For C.O.M. fabric sent to KI-High Point on multiple rolls, add an additional yard of fabric per roll to the yardage requirements.

C.O.L. Requirements
Figure 18 sq. ft. of leather (C.O.L.) for each yard shown (i.e., 4.75 x 18 = 85.5 sq. ft.).

Contrasting Upholstery
When contrasting fabric is chosen, price at highest in-grade.

Minimum Fabric/Leather Quantity
Minimum order for fabric is 1 yard. Minimum order for leather is 1 hide (approximately 50 sq. ft).

Moisture Barrier
Moisture barrier is applied underneath the fabric cover as a means of protecting the foam.

SPECIAL SERVICES

Special Carton Marking

With specially marked information	N/C

Shipping
Ships **assembled, FOB High Point, NC 27263, freight prepaid.** Freight class 250.

Specifications and prices are subject to change without prior notice.

Affina®
Healthcare Seating

	MODEL	Features	MODEL NUMBER						Approx. Packaged Weight	Grade C.O.M.	Grade C	Grade D	Grade E & C.O.L.	Grade F	Grade G	Grade H	Grade I	Grade J	Grade K	Grade L Leather	Grade M Leather	Moisture Barrier add to list price
			Non-Contrast or Fabric Contrast 1	Non-Contrast or Fabric Contrast 1	Fabric Contrast 2	Arm Cap	Wood Finish	Moist. Barrier														
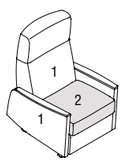	**Wallsaver Recliner** • Non-contrast C.O.M = 6 yd • 1 = Back, arms and footrest (Fabric Contrast 1) C.O.M. = 5 yd • 2 = Seat (Fabric Contrast 2) C.O.M. = 1.25 yd	Non-contrast	ARW/NC	□□□		□□	□□	□□□	115.0#	$ 3261	$ 3341	$ 3362	$ 3386	$ 3402	$ 3436	$ 3470	$ 3511	$ 3594	$ 3678	$ 3763	$ 3929	$ 230
		Contrast	ARW/FC	□□□	□□□	□□	□□	□□□	115.0#	3373	3453	3474	3501	3515	3550	3583	3625	3706	3791	3874	4040	230
AFRL			Ⓐ	Ⓑ	Ⓒ	Ⓓ	Ⓔ	Ⓕ														

HOW TO ORDER

Indicate the following information on order form:
1. Quantity of each item.
2. Model number, including options. See “How To Build a Model Number”.
3. Any special service required.

Note: • The □ indicates that a choice is required.
- The absence of the □ indicates that no choice is required.
- Alpha-numeric characters in place of □ indicate that no other alternatives are available.

HOW TO BUILD A MODEL NUMBER

Ⓐ Select non-contrast or fabric contrast 1.
Refer to **ki.com/fabrics**

Ⓑ Select basic model.

Ⓒ Select fabric contrast 2.
Refer to **ki.com/fabrics**

Ⓓ Select armcap option.

WAC	- Wood armcaps
PAC	- Black poly<price o="1324024" ps="4" s="44" t="1"/>
SAC	- Solid surface; add $1006

Solid surface armcap color is always Corian™ glacier white.

Ⓔ Select wood finish color.*
Refer to the **Product Color Options** page in this price list.
*For Kensington Maple add upcharge.

Ⓕ Select moisture barrier.

MB	- Moisture barrier
NMB	- No moisture barrier

See pricing column for moisture barrier upcharge.

INFORMATION

Kensington Maple Upcharge
Kensington Maple requires extended leadtimes.

Model	
AR	$30
AR/LFT/LT	$30
AR/RFT/LT	$30
AR/LFRT/LT	$30
AR/RFRT/LT	$30
AR/LFT/VT	$30
AR/RFT/VT	$30
AR/LFRT/VT	$30
AR/RFRT/VT	$30

Placement Rules
-Magazine pouch cannot be on same side as I.V. pole.

-Catheter hooks cannot be on same side as I.V. pole.

C.O.M. Requirements
C.O.M. yardage requirements listed above are based on plain goods 54” wide. If less than 54” wide or fabrics requiring matching (stripes, plaids, prints, large patterns), additional yardage will be needed. Consult C.O.M. matrix on the Ordering C.O.M. and C.O.L. page for addtional yardage needed. For C.O.M. fabric sent to KI-High Point on multiple rolls, add an additional yard of fabric per roll to the yardage requirements.

C.O.L. Requirements
Figure 18 sq. ft. of leather (C.O.L.) for each yard shown (i.e., 4.75 x 18 = 85.5 sq. ft.).

Contrasting Upholstery
When contrasting fabric is chosen, price at highest in-grade.

Minimum Fabric/Leather Quantity
Minimum order for fabric is 1 yard. Minimum order for leather is 1 hide (approximately 50 sq. ft).

Moisture Barrier
Moisture barrier is applied underneath the fabric cover as a means of protecting the foam.

SPECIAL SERVICES

Special Carton Marking

With specially marked information	N/C

Shipping
Ships **assembled, FOB High Point, NC 27263, freight prepaid.** Freight class 250.

Specifications and prices are subject to change without prior notice.

Affina® 1.5
General Information



Recliner
(ARII15)

General Dimensions	
Seat width	24"
Seat depth	20"
Seat height	22"
Arm width	3-1/4"
Arm height at front of arm (highest point)	27-1/2"
Overall Dimensions	
Width	33"
Depth	36-1/2"
Height	44"

Tablet Arm Options

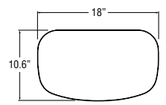

Top-Mounted Articulating Revolving Tablet

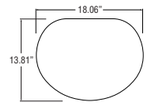

Side-Mounted Articulating Fold-Down Tablet

Chair Testing and Loading

The Affina II Recliners have passed all standard ANSI BIFMA tests for seating products, and in addition, the chairs also passed KI's bariatric test battery (see document KI-98829) which allows the chairs to safely accommodate weights of up to 750 pounds.

Field Replaceable Seat, Back, Ottoman and Armcaps

Replacement seats include new foam and upholstery and are Velcro Fastened to the seat. Backs are attached to the frame mechanism with a metal-to-metal hinge connection that allows for easy replacement. Removing two screws at the bottom of the back will allow lifting the entire back off the mechanism. Replacement backs come with complete wood frame, foam and upholstery. Footrest Ottoman replacements are fully upholstered and bolt on to the frame. Armcaps are attached to the arms using compression dowels for easy replacement. For full arm replacement. contact a factory representative.

UPHOLSTERY INFORMATION

C.O.M. Fabric

For C.O.M. fabric sent to KI-High Point on multiple rolls, add an additional yard of fabric per roll to the yardage requirement. Multiple rolls have shorter pieces of fabric on them and do not allow nesting and stacking of the fabric to achieve the best yield as is done with one large roll. This results in yardage shortages and requests for additional fabric from the client, which can hold up the order. For each roll that is sent, one yard needs to be added and needs to be added to one of the rolls, not separately.

Fabric Disclaimer

Fabric will be applied as swatched by the fabric manufacturer. Fabric that is required to be applied differently than is swatched will need a Product Modification Request written specifying the direction the fabric is to be applied.

FINISH INFORMATION

Color Match

KI offers the additional option of color matching paint, polypropylene, or wood stain through Product Modification Requests. Contact Customer Service for details.

INFORMATION

Warranty

Refer to KI Terms & Conditions document or visit ki.com

Affina® 1.5
Recliner

Affina® 1.5
Recliner

Features	MODEL NUMBER												Approx. Packaged Weight	Grade C.O.M.	Grade C	Grade D	Grade E & C.O.L.	Grade F	Grade G	Grade H	Grade I	Grade J	Grade K	Grade L Leather	Grade M Leather	Moisture Barrier add to list price
	Basic Model	Non-Contrast or Fabric Contrast 1	Fabric Contrast 2	Heat/ Massage Option	USB Power	I.V. Pole	Catheter Attach-ment	Magazine Pouch	Mech Type	Arm Cap	Wing back	Wood Finish														
Non-contrast	ARII15/NC	□□		□□	□□	□□	□□	□□	□□	□□	□□	□□	175.0#	$ 4971	$ 5277	$ 5366	$ 5468	$ 5534	$ 5671	$ 5803	$ 5969	$ 6305	$ 6639	$ 6972	$ 7641	$ 191
Contrast	ARII15/FC	□□	□□	□□	□□	□□	□□	□□	□□	□□	□□	□□	175.0#	5081	5387	5479	5581	5647	5784	5915	6081	6417	6749	7082	7753	191
	Ⓐ	Ⓑ	Ⓒ	Ⓓ	Ⓔ	Ⓕ	Ⓖ	Ⓗ	Ⓘ	Ⓙ	Ⓚ	Ⓛ														

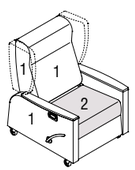

AFRL2

Recliner (Closed Arm)

- Non-contrast C.O.M = 5.5 yd
- 1 = Back, arms and footrest (Fabric Contrast 1) C.O.M. = 4.5 yd
- 2 = Seat (Fabric Contrast 2) C.O.M. = 1.25 yd
- Optional wings (Fabric Contrast 1) C.O.M. = 1.5 yd
- Optional magazine pouch (Fabric Contrast 1) C.O.M. = .5 yd

HOW TO ORDER

Indicate the following information on order form:
1. Quantity of each item.
2. Model number, including options. See "How To Build a Model Number".
3. Any special service required.

Note: • The □ indicates that a choice is required.
- The absence of the □ indicates that no choice is required.
- Alpha-numeric characters in place of □ indicate that no other alternatives are available.

HOW TO BUILD A MODEL NUMBER

Ⓐ Select basic model.

Ⓑ Select non-contrast or fabric contrast 1.
Refer to **ki.com/fabrics**

Ⓒ Select fabric contrast 2.
Refer to **ki.com/fabrics**

Ⓓ Select Heat and Massage option.

NHM	- No Heat and Massage
WHM	- With Heat and Massage; add $1466

Ⓔ Select USB Power option.

NUSB	- No USB Power
WUSB	- With USB Power; add $280

Only available if Heat and Massage option is selected.

Ⓕ Select I.V. pole (facing).

NS	- No pole
LRFIV	- Left facing rear; add $415
RFFIV	- Right facing front; add $415
RRFIV	- Right facing rear; add $415

If optional magazine pouch is specified, only Left-facing-rear (LRFIV) or No pole (NS) can be specified.

Ⓖ Select catheter bag attachment hook (facing).

NCA	- No catheter attachment
LRCA	- Left facing rear; add $70
RFCA	- Right facing front; add $70
RRCA	- Right facing rear; add $70

If optional I.V. pole is specified, catheter attachment can not be specified in the same location.

Ⓗ Select magazine pouch.

NMR	- No magazine pouch
RFP	- Right side pouch (requires add'l fabric; matches arm); add $263

Ⓘ Select mechanism type.

SM	- Standard mechanism
TM	- Trendelenburg mechanism; add $447

Ⓙ Select arm option.

WAC	- Wood armcaps (pair)
PAC	- Black poly (pair); add $238
SAC	- Solid surface; add $1006

Solid surface armcap color is always Corian™ glacier white.

Ⓚ Select wingback.

NWB	- No wingback
WWB	- With wingback (requires add'l fabric); add $993

Wingback fabric will match back fabric selection.

Ⓛ Select wood finish color.*
Pick only if product has wood armcaps.
Refer to the **Product Color Options** page in this price list.
*For Kensington Maple add upcharge.

INFORMATION

Moisture Barrier
Moisture barrier is applied underneath the fabric cover as a means of protecting the foam.

Kensington Maple Upcharge
Kensington Maple requires extended leadtimes.
Model
Affina 1.5 Recliner $32

C.O.M. Requirements
C.O.M. yardage requirements listed above are based on plain goods 54" wide. If less than 54" wide or fabrics requiring matching (stripes, plaids, prints, large patterns), additional yardage will be needed. Consult C.O.M. matrix on the Ordering C.O.M. and C.O.L. page for addtional yardage needed. For C.O.M. fabric sent to KI-High Point on multiple rolls, add an additional yard of fabric per roll to the yardage requirements.

C.O.L. Requirements
Figure 18 sq. ft. of leather (C.O.L.) for each yard shown (i.e., 4.75 x 18 = 85.5 sq. ft.).

Contrasting Upholstery
When contrasting fabric is chosen, price at highest in-grade.

Minimum Fabric/Leather Quantity
Minimum order for fabric is 1 yard. Minimum order for leather is 1 hide (approximately 50 sq. ft).

SPECIAL SERVICES

Special Carton Marking

With specially marked information	N/C

Shipping
Ships **assembled, FOB High Point, NC 27263, freight prepaid.** Freight class 250.

Specifications and prices are subject to change without prior notice.

Affina® 1.5
Recliner

Affina® 1.5
Recliner

	Features	MODEL NUMBER Basic Model	Non-Contor Fabric Cont 1	Fabric Cont 2	Heat/ Massage Option	USB Power	I.V. Pole	Cath Attach-ment	Mag Pouch	Mech Type	Arm Cap	Wing back	Wood Finish	Lam. Color	Approx. Packaged Weight	Grade C.O.M.	Grade C	Grade D	Grade E & C.O.L.	Grade F	Grade G	Grade H	Grade I	Grade J	Grade K	Grade L Leather	Grade M Leather	Moisture Barrier add to list price
	Non-contrast	ARII15/NC/RFT/LT	☐☐		☐☐	☐☐	☐☐	☐☐	☐☐	☐☐	☐☐	☐☐	☐☐	☐☐	200.0#	$ 5490	$ 5794	$ 5887	$ 5987	$ 6054	$ 6186	$ 6319	$ 6481	$ 6815	$ 7147	$ 7461	$ 8139	$ 191
	Contrast	ARII15/FC/RFT/LT	☐☐	☐☐	☐☐	☐☐	☐☐	☐☐	☐☐	☐☐	☐☐	☐☐	☐☐	☐☐	200.0#	5603	5908	6001	6025	6167	6300	6432	6608	6931	7260	7591	8256	191
		Ⓐ	Ⓑ	Ⓒ	Ⓓ	Ⓔ	Ⓕ	Ⓖ	Ⓗ	Ⓘ	Ⓙ	Ⓚ	Ⓛ	Ⓜ														

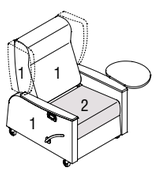

AFRL2

Recliner w/ Right Facing Laminate Side Articulating Tablet

- Non-contrast C.O.M = 5.5 yd
- 1 = Back, arms and footrest (Fabric Contrast 1) C.O.M. = 4.5 yd
- 2 = Seat (Fabric Contrast 2) C.O.M. = 1.25 yd
- Optional wings (Fabric Contrast 1) C.O.M. = 1.5 yd
- Optional magazine pouch (Fabric Contrast 1) C.O.M. = .5 yd

HOW TO ORDER

Indicate the following information on order form:
1. Quantity of each item.
2. Model number, including options. See “How To Build a Model Number”.
3. Any special service required.

Note: • The ☐ indicates that a choice is required.
- The absence of the ☐ indicates that no choice is required.
- Alpha-numeric characters in place of ☐ indicate that no other alternatives are available.

HOW TO BUILD A MODEL NUMBER

Ⓐ Select basic model.

Ⓑ Select non-contrast or fabric contrast 1.
Refer to **ki.com/fabrics**

Ⓒ Select fabric contrast 2.
Refer to **ki.com/fabrics**

Ⓓ Select Heat and Massage option.

NHM	- No Heat and Massage
WHM	- With Heat and Massage; add $1466

Ⓔ Select USB Power option.

NUSB	- No USB Power
WUSB	- With USB Power; add $280

Only available if Heat and Massage option is selected.

Ⓕ Select I.V. pole (facing).

NS	- No pole
LRFIV	- Left facing rear; add $415
RFFIV	- Right facing front; add $415
RRFIV	- Right facing rear; add $415

If optional magazine pouch is specified, only Left-facing-rear (LRFIV) or No pole (NS) can be specified.

Ⓖ Select catheter bag attachment hook (facing).

NCA	- No catheter attachment
LRCA	- Left facing rear; add $70
RFCA	- Right facing front; add $70
RRCA	- Right facing rear; add $70

If optional I.V. pole is specified, catheter attachment can not be specified in the same location.

Ⓗ Select magazine pouch.

NMR	- No magazine pouch
RFP	- Right side pouch (requires add’l fabric; matches arm); add $263

Ⓘ Select mechanism type.

SM	- Standard mechanism
TM	- Trendelenburg mechanism; add $447

Ⓙ Select arm option.

WAC	- Wood armcaps (pair)
PAC	- Black poly (pair); add $238
SAC	- Solid surface; add $1006

Solid surface armcap color is always Corian™ glacier white.

Ⓚ Select wingback.

NWB	- No wingback
WWB	- With wingback (requires add’l fabric); add $993

Wingback fabric will match back fabric selection.

Ⓛ Select wood finish color.*
Pick only if product has wood armcaps.
Refer to the **Product Color Options** page in this price list.
*For Kensington Maple add upcharge.

Ⓜ Select laminate color.
Refer to the **Product Color Options** page in this price list.

INFORMATION

Moisture Barrier
Moisture barrier is applied underneath the fabric cover as a means of protecting the foam.

Kensington Maple Upcharge
Kensington Maple requires extended leadtimes.
Model
Affina 1.5 Recliner $32

C.O.M. Requirements
C.O.M. yardage requirements listed above are based on plain goods 54” wide. If less than 54” wide or fabrics requiring matching (stripes, plaids, prints, large patterns), additional yardage will be needed. Consult C.O.M. matrix on the Ordering C.O.M. and C.O.L. page for addtional yardage needed. For C.O.M. fabric sent to KI-High Point on multiple rolls, add an additional yard of fabric per roll to the yardage requirements.

C.O.L. Requirements
Figure 18 sq. ft. of leather (C.O.L.) for each yard shown (i.e., 4.75 x 18 = 85.5 sq. ft.).

Contrasting Upholstery
When contrasting fabric is chosen, price at highest in-grade.

Minimum Fabric/Leather Quantity
Minimum order for fabric is 1 yard. Minimum order for leather is 1 hide (approximately 50 sq. ft).

SPECIAL SERVICES

Special Carton Marking

With specially marked information	N/C

Shipping
Ships **assembled, FOB High Point, NC 27263, freight prepaid.** Freight class 250.

Specifications and prices are subject to change without prior notice.

Affina® 1.5
Recliner

Affina® 1.5
Recliner

	Features	MODEL NUMBER Basic Model	Non-Contor Fabric Cont 1	Fabric Cont 2	Heat/ Mass Option	USB Power	I.V. Pole	Cath Attach-ment	Mag Pouch	Mech Type	Arm Cap	Wing back	Wood Finish	Lam. Color	Approx. Packaged Weight	Grade C.O.M.	Grade C	Grade D	Grade E & C.O.L.	Grade F	Grade G	Grade H	Grade I	Grade J	Grade K	Grade L Leather	Grade M Leather	Moisture Barrier add to list price
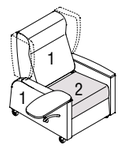	Non-contrast	ARII15/NC/LFRT/LT	□□		□□	□□	□□	□□	□□	□□	□□	□□	□□	□□	200.0#	$ 5490	$ 5794	$ 5887	$ 5987	$ 6054	$ 6186	$ 6319	$ 6481	$ 6815	$ 7147	$ 7461	$ 8139	$ 191
	Contrast	ARII15/FC/LFRT/LT	□□	□□	□□	□□	□□	□□	□□	□□	□□	□□	□□	□□	200.0#	5603	5908	6001	6025	6167	6300	6432	6608	6931	7260	7591	8256	191
	Non-contrast	ARII15/NC/RFRT/LT	□□		□□	□□	□□	□□	□□	□□	□□	□□	□□	□□	200.0#	$ 5490	$ 5794	$ 5887	$ 5987	$ 6054	$ 6186	$ 6319	$ 6481	$ 6815	$ 7147	$ 7461	$ 8139	$ 191
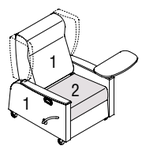	Contrast	ARII15/FC/RFRT/LT	□□	□□	□□	□□	□□	□□	□□	□□	□□	□□	□□	□□	200.0#	5603	5908	6001	6025	6167	6300	6432	6608	6931	7260	7591	8256	191
			Ⓐ	Ⓑ	Ⓒ	Ⓓ	Ⓔ	Ⓕ	Ⓖ	Ⓗ	Ⓘ	Ⓙ	Ⓚ	Ⓛ	Ⓜ														

AFRL2

Recliner w/ Left Facing Laminate Top Articulating Tablet

- Non-contrast C.O.M = 5.5 yd
- 1 = Back, arms and footrest (Fabric Contrast 1) C.O.M. = 4.5 yd
- 2 = Seat (Fabric Contrast 2) C.O.M. = 1.25 yd
- Optional wings (Fabric Contrast 1) C.O.M. = 1.5 yd
- Optional magazine pouch (Fabric Contrast 1) C.O.M. = .5 yd

AFRL2

Recliner w/ Right Facing Laminate Top Articulating Tablet

- Non-contrast C.O.M = 5.5 yd
- 1 = Back, arms and footrest (Fabric Contrast 1) C.O.M. = 4.5 yd
- 2 = Seat (Fabric Contrast 2) C.O.M. = 1.25 yd
- Optional wings (Fabric Contrast 1) C.O.M. = 1.5 yd
- Optional magazine pouch (Fabric Contrast 1) C.O.M. = .5 yd

HOW TO ORDER

Indicate the following information on order form:
1. Quantity of each item.
2. Model number, including options. See "How To Build a Model Number".
3. Any special service required.

Note: • The □ indicates that a choice is required.
- The absence of the □ indicates that no choice is required.
- Alpha-numeric characters in place of □ indicate that no other alternatives are available.

HOW TO BUILD A MODEL NUMBER

Ⓐ Select basic model.

Ⓑ Select non-contrast or fabric contrast 1.
Refer to **ki.com/fabrics**

Ⓒ Select fabric contrast 2.
Refer to **ki.com/fabrics**

Ⓓ Select Heat and Massage option.

NHM	- No Heat and Massage
WHM	- With Heat and Massage; add $1466

Ⓔ Select USB Power option.

NUSB	- No USB Power
WUSB	- With USB Power; add $280

Only available if Heat and Massage option is selected.

Ⓕ Select I.V. pole (facing).

NS	- No pole
LRFIV	- Left facing rear; add $415
RFFIV	- Right facing front; add $415
RRFIV	- Right facing rear; add $415

If optional magazine pouch is specified, only Left-facing-rear (LRFIV) or No pole (NS) can be specified.

Ⓖ Select catheter bag attachment hook (facing).

NCA	- No catheter attachment
LRCA	- Left facing rear; add $70
RFCA	- Right facing front; add $70
RRCA	- Right facing rear; add $70

If optional I.V. pole is specified, catheter attachment can not be specified in the same location.

Ⓗ Select magazine pouch.

NMR	- No magazine pouch
RFP	- Right side pouch (requires add'l fabric; matches arm); add $263

Ⓘ Select mechanism type.

SM	- Standard mechanism
TM	- Trendelenburg mechanism; add $447

Ⓙ Select arm option.

WAC	- Wood armcaps (pair)
PAC	- Black poly (pair); add $238
SAC	- Solid surface; add $1006

Solid surface armcap color is always Corian™ glacier white.

Ⓚ Select wingback.

NWB	- No wingback
WWB	- With wingback (requires add'l fabric); add $993

Wingback fabric will match back fabric selection.

Ⓛ Select wood finish color.*
Pick only if product has wood armcaps.
Refer to the **Product Color Options** page in this price list.
*For Kensington Maple add upcharge.

Ⓜ Select laminate color.
Refer to the **Product Color Options** page in this price list.

INFORMATION

Moisture Barrier
Moisture barrier is applied underneath the fabric cover as a means of protecting the foam.

Kensington Maple Upcharge
Kensington Maple requires extended leadtimes.
Model
Affina 1.5 Recliner $32

C.O.M. Requirements
C.O.M. yardage requirements listed above are based on plain goods 54" wide. If less than 54" wide or fabrics requiring matching (stripes, plaids, prints, large patterns), additional yardage will be needed. Consult C.O.M. matrix on the Ordering C.O.M. and C.O.L. page for addtional yardage needed. For C.O.M. fabric sent to KI-High Point on multiple rolls, add an additional yard of fabric per roll to the yardage requirements.

C.O.L. Requirements
Figure 18 sq. ft. of leather (C.O.L.) for each yard shown (i.e., 4.75 x 18 = 85.5 sq. ft.).

Contrasting Upholstery
When contrasting fabric is chosen, price at highest in-grade.

Minimum Fabric/Leather Quantity
Minimum order for fabric is 1 yard. Minimum order for leather is 1 hide (approximately 50 sq. ft).

SPECIAL SERVICES

Special Carton Marking

With specially marked information	N/C

Shipping
Ships **assembled, FOB High Point, NC 27263, freight prepaid.** Freight class 250.

Specifications and prices are subject to change without prior notice.

Affina® 1.5
Recliner

Affina® 1.5
Recliner

	Features	MODEL NUMBER Basic Model	Non-Contor Fabric Cont 1	Fabric Cont 2	Heat/ Mass Option	USB Power	I.V. Pole	Cath Attach-ment	Mag Pouch	Mech Type	Arm Cap	Wing back	Wood Finish	Ven. Color
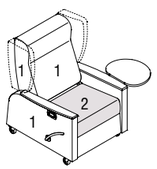	Non-contrast	ARII15/NC/RFT/VT	☐☐		☐☐	☐☐	☐☐	☐☐	☐☐	☐☐	☐☐	☐☐	☐☐	☐☐
	Contrast	ARII15/FC/RFT/VT	☐☐	☐☐	☐☐	☐☐	☐☐	☐☐	☐☐	☐☐	☐☐	☐☐	☐☐	☐☐
		Ⓐ	Ⓑ	Ⓒ	Ⓓ	Ⓔ	Ⓕ	Ⓖ	Ⓗ	Ⓘ	Ⓙ	Ⓚ	Ⓛ	Ⓜ

Approx. Packaged Weight	Grade C.O.M.	Grade C	Grade D	Grade E & C.O.L.	Grade F	Grade G	Grade H	Grade I	Grade J	Grade K	Grade L Leather	Grade M Leather	Moisture Barrier add to list price
200.0#	$ 5490	$ 5794	$ 5887	$ 5987	$ 6054	$ 6186	$ 6319	$ 6481	$ 6815	$ 7147	$ 7461	$ 8139	$ 191
200.0#	5603	5908	6001	6025	6167	6300	6432	6608	6931	7260	7591	8256	191

AFRL2

Recliner w/ Right Facing
Veneer Side
Articulating Tablet

- Non-contrast C.O.M = 5.5 yd
- 1 = Back, arms and footrest (Fabric Contrast 1) C.O.M. = 4.5 yd
- 2 = Seat (Fabric Contrast 2) C.O.M. = 1.25 yd
- Optional wings (Fabric Contrast 1) C.O.M. = 1.5 yd
- Optional magazine pouch (Fabric Contrast 1) C.O.M. = .5 yd

HOW TO ORDER

Indicate the following information on order form:
1. Quantity of each item.
2. Model number, including options. See "How To Build a Model Number".
3. Any special service required.

Note: • The ☐ indicates that a choice is required.
- The absence of the ☐ indicates that no choice is required.
- Alpha-numeric characters in place of ☐ indicate that no other alternatives are available.

HOW TO BUILD A MODEL NUMBER

Ⓐ Select basic model.

Ⓑ Select non-contrast or fabric contrast 1.
Refer to **ki.com/fabrics**

Ⓒ Select fabric contrast 2.
Refer to **ki.com/fabrics**

Ⓓ Select Heat and Massage option.
NHM - No Heat and Massage
WHM - With Heat and Massage; add $1466

Ⓔ Select USB Power option.
NUSB - No USB Power
WUSB - With USB Power; add $280
Only available if Heat and Massage option is selected.

Ⓕ Select I.V. pole (facing).
NS - No pole
LRFIV - Left facing rear; add $415
RFFIV - Right facing front; add $415
RRFIV - Right facing rear; add $415
If optional magazine pouch is specified, only Left-facing-rear (LRFIV) or No pole (NS) can be specified.

Ⓖ Select catheter bag attachment hook (facing).
NCA - No catheter attachment
LRCA - Left facing rear; add $70
RFCA - Right facing front; add $70
RRCA - Right facing rear; add $70
If optional I.V. pole is specified, catheter attachment can not be specified in the same location.

Ⓗ Select magazine pouch.
NMR - No magazine pouch
RFP - Right side pouch (requires add'l fabric; matches arm); add $263

Ⓘ Select mechanism type.
SM - Standard mechanism
TM - Trendelenburg mechanism; add $447

Ⓙ Select arm option.
WAC - Wood armcaps (pair)
PAC - Black poly (pair); add $238
SAC - Solid surface; add $1006
Solid surface armcap color is always Corian™ glacier white.

Ⓚ Select wingback.
NWB - No wingback
WWB - With wingback (requires add'l fabric); add $993
Wingback fabric will match back fabric selection.

Ⓛ Select wood finish color.*
Pick only if product has wood armcaps.
Refer to the **Product Color Options** page in this price list.
*For Kensington Maple add upcharge.

Ⓜ Select veneer color.
Refer to the **Product Color Options** page in this price list.

INFORMATION

Moisture Barrier
Moisture barrier is applied underneath the fabric cover as a means of protecting the foam.

Kensington Maple Upcharge
Kensington Maple requires extended leadtimes.
Model
Affina 1.5 Recliner $32

C.O.M. Requirements
C.O.M. yardage requirements listed above are based on plain goods 54" wide. If less than 54" wide or fabrics requiring matching (stripes, plaids, prints, large patterns), additional yardage will be needed. Consult C.O.M. matrix on the Ordering C.O.M. and C.O.L. page for addtional yardage needed. For C.O.M. fabric sent to KI-High Point on multiple rolls, add an additional yard of fabric per roll to the yardage requirements.

C.O.L. Requirements
Figure 18 sq. ft. of leather (C.O.L.) for each yard shown (i.e., 4.75 x 18 = 85.5 sq. ft.).

Contrasting Upholstery
When contrasting fabric is chosen, price at highest in-grade.

Minimum Fabric/Leather Quantity
Minimum order for fabric is 1 yard. Minimum order for leather is 1 hide (approximately 50 sq. ft).

SPECIAL SERVICES

Special Carton Marking

With specially marked information	N/C

Shipping
Ships **assembled, FOB High Point, NC 27263, freight prepaid.** Freight class 250.

Specifications and prices are subject to change without prior notice.

Affina® 1.5
Recliner

KI

Affina® 1.5
Recliner

	Features	MODEL NUMBER Basic Model	Non-Contor Fabric Cont 1	Fabric Cont 2	Heat/ Mass Option	USB Power	I.V. Pole	Cath Attach-ment	Mag Pouch	Mech Type	Arm Cap	Wing back	Wood Finish	Ven. Color	Approx. Packaged Weight	Grade C.O.M.	Grade C	Grade D	Grade E & C.O.L.	Grade F	Grade G	Grade H	Grade I	Grade J	Grade K	Grade L Leather	Grade M Leather	Moisture Barrier add to list price
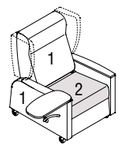 AFRL2	Non-contrast	ARII15/NC/LFRT/VT	☐☐		☐☐	☐☐	☐☐	☐☐	☐☐	☐☐	☐☐	☐☐	☐☐	☐☐	200.0#	$ 5490	$ 5794	$ 5887	$ 5987	$ 6054	$ 6186	$ 6319	$ 6481	$ 6815	$ 7147	$ 7461	$ 8139	$ 191
	Contrast	ARII15/FC/LFRT/VT	☐☐	☐☐	☐☐	☐☐	☐☐	☐☐	☐☐	☐☐	☐☐	☐☐	☐☐	☐☐	200.0#	5603	5908	6001	6025	6167	6300	6432	6608	6931	7260	7591	8256	191
 AFRL2	Non-contrast	ARII15/NC/RFRT/VT	☐☐		☐☐	☐☐	☐☐	☐☐	☐☐	☐☐	☐☐	☐☐	☐☐	☐☐	200.0#	$ 5490	$ 5794	$ 5887	$ 5987	$ 6054	$ 6186	$ 6319	$ 6481	$ 6815	$ 7147	$ 7461	$ 8139	$ 191
	Contrast	ARII15/FC/RFRT/VT	☐☐	☐☐	☐☐	☐☐	☐☐	☐☐	☐☐	☐☐	☐☐	☐☐	☐☐	☐☐	200.0#	5603	5908	6001	6025	6167	6300	6432	6608	6931	7260	7591	8256	191

Recliner w/ Left Facing
Veneer Top
Articulating Tablet

- Non-contrast C.O.M = 5.5 yd
- 1 = Back, arms and footrest (Fabric Contrast 1) C.O.M. = 4.5 yd
- 2 = Seat (Fabric Contrast 2) C.O.M. = 1.25 yd
- Optional wings (Fabric Contrast 1) C.O.M. = 1.5 yd
- Optional magazine pouch (Fabric Contrast 1) C.O.M. = .5 yd

Recliner w/ Right Facing
Veneer Top
Articulating Tablet

- Non-contrast C.O.M = 5.5 yd
- 1 = Back, arms and footrest (Fabric Contrast 1) C.O.M. = 4.5 yd
- 2 = Seat (Fabric Contrast 2) C.O.M. = 1.25 yd
- Optional wings (Fabric Contrast 1) C.O.M. = 1.5 yd
- Optional magazine pouch (Fabric Contrast 1) C.O.M. = .5 yd

Ⓐ Ⓑ Ⓒ Ⓓ Ⓔ Ⓕ Ⓖ Ⓗ Ⓘ Ⓙ Ⓚ Ⓛ Ⓜ

HOW TO ORDER

Indicate the following information on order form:
1. Quantity of each item.
2. Model number, including options. See “How To Build a Model Number”.
3. Any special service required.

Note: • The ☐ indicates that a choice is required.
- The absence of the ☐ indicates that no choice is required.
- Alpha-numeric characters in place of ☐ indicate that no other alternatives are available.

HOW TO BUILD A MODEL NUMBER

Ⓐ Select basic model.

Ⓑ Select non-contrast or fabric contrast 1.
Refer to **ki.com/fabrics**

Ⓒ Select fabric contrast 2.
Refer to **ki.com/fabrics**

Ⓓ Select Heat and Massage option.
- **NHM** - No Heat and Massage
- **WHM** - With Heat and Massage; add $1466

Ⓔ Select USB Power option.
- **NUSB** - No USB Power
- **WUSB** - With USB Power; add $280

Only available if Heat and Massage option is selected.

Ⓕ Select I.V. pole (facing).
- **NS** - No pole
- **LRFIV** - Left facing rear; add $415
- **RFFIV** - Right facing front; add $415
- **RRFIV** - Right facing rear; add $415

If optional magazine pouch is specified, only Left-facing-rear (LRFIV) or No pole (NS) can be specified.

Ⓖ Select catheter bag attachment hook (facing).
- **NCA** - No catheter attachment
- **LRCA** - Left facing rear; add $70
- **RFCA** - Right facing front; add $70
- **RRCA** - Right facing rear; add $70

If optional I.V. pole is specified, catheter attachment can not be specified in the same location.

Ⓗ Select magazine pouch.
- **NMR** - No magazine pouch
- **RFP** - Right side pouch (requires add’l fabric; matches arm); add $263

Ⓘ Select mechanism type.
- **SM** - Standard mechanism
- **TM** - Trendelenburg mechanism; add $447

Ⓙ Select arm option.
- **WAC** - Wood armcaps (pair)
- **PAC** - Black poly (pair); add $238
- **SAC** - Solid surface; add $1006

Solid surface armcap color is always Corian™ glacier white.

Ⓚ Select wingback.
- **NWB** - No wingback
- **WWB** - With wingback (requires add’l fabric); add $993

Wingback fabric will match back fabric selection.

Ⓛ Select wood finish color.*
Pick only if product has wood armcaps.
Refer to the **Product Color Options** page in this price list.
*For Kensington Maple add upcharge.

Ⓜ Select veneer color.
Refer to the **Product Color Options** page in this price list.

INFORMATION

Moisture Barrier
Moisture barrier is applied underneath the fabric cover as a means of protecting the foam.

Kensington Maple Upcharge
Kensington Maple requires extended leadtimes.
Model
Affina 1.5 Recliner $32

C.O.M. Requirements
C.O.M. yardage requirements listed above are based on plain goods 54” wide. If less than 54” wide or fabrics requiring matching (stripes, plaids, prints, large patterns), additional yardage will be needed. Consult C.O.M. matrix on the Ordering C.O.M. and C.O.L. page for addtional yardage needed. For C.O.M. fabric sent to KI-High Point on multiple rolls, add an additional yard of fabric per roll to the yardage requirements.

C.O.L. Requirements
Figure 18 sq. ft. of leather (C.O.L.) for each yard shown (i.e., 4.75 x 18 = 85.5 sq. ft.).

Contrasting Upholstery
When contrasting fabric is chosen, price at highest in-grade.

Minimum Fabric/Leather Quantity
Minimum order for fabric is 1 yard. Minimum order for leather is 1 hide (approximately 50 sq. ft).

SPECIAL SERVICES

Special Carton Marking
With specially marked information N/C

Shipping
Ships **assembled, FOB High Point, NC 27263, freight prepaid.** Freight class 250.

Specifications and prices are subject to change without prior notice.

Affina® II
General Information



Recliner
(ARII)



Bariatric
(ARIIBAR)

General Dimensions		
Seat width	24"	28-1/2"
Seat depth	20"	21-1/2"
Seat height	22"	22"
Arm width	3-1/4"	3-1/4"
Arm height at front of arm (highest point)	27-1/2"	27-1/2"
Overall Dimensions		
Width	33-1/2"	38"
Depth	36-1/2"	36-1/2"
Height	46"	46"

Tablet Arm Options

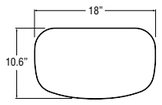

Top-Mounted Articulating Revolving Tablet

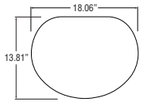

Side-Mounted Articulating Fold-Down Tablet



Recliner with Wings (ARII/WWB)



Bariatric Recliner with Wings (ARIIBAR/WWB)

Wood Arm Caps
Wood arm caps are constructed of 5/4 select hardwood kiln dried to a moisture content of 5% to 7%, fastened to hardwood plywood panels. Joinery utilizes three (3) 1/2" x 1" spring steel dowels, screwed into position on the arm cap. Plywood arm panels are 1/2" thick plywood skins, inside and out. glued and stapled using mortise, butt, and lap joints throughout. Craftboard (.09 thick) is stapled over edges and bottom beneath 1/4" thick soft polyurethane foam padding.

Mechanism and Chair Frame
Rectangular steel tube frame ranging from 14 to 10 guage, is welded, or riveted, at all member connections and fully powder coated to seal frame. Steel frame arm and footrest mounting plates are 14 guage thickness. Frame is bolted to wood arms at 12 locations using 1/4"-20 machine bolts. Back frame is constructed of 1" laminated plywood with solid wood cross rails. Dowel and lap joints are utilized. Seat frame is 5/4 solid maple wood. Mechanism is all steel ranging in guage from 14-11 guage.

Recliner Back and Seat
Back is 1" hardwood plywood (7 ply) utilixing dowel and lap joints. Six (6) 3" woven web straps are stretched and interwoven across the seat and stapled. Sea Board mounts to steel seat frame using two (2) 1/4"-20 machne bolts. Propex woven polypropylene fabric covers the back surface openings. A layer of 1/4" thick soft polyurethane foam padding covers all non-cushioned surfaces.

Polyurethane Foam Cushions
Seat cushion is composed of 2.5 lb. 35 density high resilient polyurethane foam measuring 4" in thickness. A 1" thick slab of 1.5 lb. 14 density foam is laminated to the top and front edge. Back cushion is composed of 2.5 lb. 35 density high resilient polyurethane foam measuring 2" in thickness. A 1" thick slab of 1.5 lb. 14 density foam is laminated to the foam surface.

Upholstery Covers
Traditional upholstery methods are used throughout.

Central Locking Caster System
5" sealed, locking casters are activated using a foot lever, and are controlled by a series of steel and cast aluminum linkages inside the chair.

Optional Heat & Massage
Heat & Massage units are installed into the backrest and the seat of the unit. Control functions are performed at a built-in control unit in the right-facing arm. Three temperature levels are available for the heat option: low (37C/99F), medium (38C/101F), and high (39C/102F), with an automatic shut-off after four hours of operation. The vibrating massage modules are built into the backrest of the unit, with the controller managing four modes of operation: low location low vibration, low location high vibration, high location low vibration, and high location high vibration, also with an automatic shut-off after 15 minutes of operation. The entire assembly meets TUVRheinland and IEC 60601-1 ratings. The powercoard is a 14 AWG, 15-Amp NEMA rated three conducted SJT, with a three-prong grounded plug. A 72" length of exposed power cord extends from the back of the unit and is strain releaf mounted to the rear of the unit. Use of this product is not intended to offer any medical benefits, but rather supports relaxation, comfort, and convenience to the user.

Optional USB Charger (requires Heat & Massage selection)
The USB power module houses one 5V DC USB (type 2.0 and type 3.0 compatible) charging plug-in receptacle with 1-AMP DC total power (no data). The module is installed in the front of the right-side facing arm.

UPHOLSTERY INFORMATION

C.O.M. Fabric
For C.O.M. fabric sent to KI-High Point on multiple rolls, add an additional yard of fabric per roll to the yardage requirement. Multiple rolls have shorter pieces of fabric on them and do not allow nesting and stacking of the fabric to achieve the best yield as is done with one large roll. This results in yardage shortages and requests for additional fabric from the client, which can hold up the order. For each roll that is sent, one yard needs to be added and needs to be added to one of the rolls, not separately.

Fabric Disclaimer
Fabric will be applied as swatched by the fabric manufacturer. Fabric that is required to be applied differently than is swatched will need a Product Modification Request written specifying the direction the fabric is to be applied.

FINISH INFORMATION

Color Match
KI offers the additional option of color matching paint, polypropylene, or wood stain through Product Modification Requests. Contact Customer Service for details.

Chair Testing and Loading
The Affina II Recliners have passed all standard ANSI BIFMA tests for seating products, and in addition, the chairs also passed KI's bariatric test battery (see document KI-98829) which allows the chairs to safely accommodate weights of up to 750 pounds.

Field Replaceable Seat, Back, Ottoman and Armcaps
Replacement seats include new foam and upholstery and are Velcro Fastened to the seat. Backs are attached to the frame mechanism with a metal-to-metal hinge connection that allows for easy replacement. Removing two screws at the bottom of the back will allow lifting the entire back off the mechanism. Replacement backs come with complete wood frame, foam and upholstery. Footrest Ottoman replacements are fully upholstered and bolt on to the frame. Armcaps are attached to the arms using compression dowels for easy replacement. For full arm replacement. contact a factory representative.

INFORMATION

Warranty
Refer to KI Terms & Conditions document or visit ki.com

Affina® II
Recliner

Affina® II
Recliner

	Features	MODEL NUMBER Basic Model	Non-Contor Fabric Cont 1	Fabric Cont 2	Heat/Mass Option	USB Power	I.V. Pole	Cath Attach-ment	Magazine Pouch	Mech Type	Arm Cap	Wing back	Wood Finish	Approx. Packaged Weight	Grade C.O.M.	Grade C	Grade D	Grade E & C.O.L.	Grade F	Grade G	Grade H	Grade I	Grade J	Grade K	Grade L Leather	Grade M Leather	Moisture Barrier add to list price
	Non-Contrast	ARII/NC	☐☐		☐☐	☐☐	☐☐	☐☐	☐☐	☐☐	☐☐	☐☐	☐☐	200.0#	$ 6214	$ 6512	$ 6603	$ 6700	$ 6765	$ 6896	$ 7021	$ 7187	$ 7513	$ 7836	$ 8158	$ 8808	$ 191
	Contrast	ARII/FC	☐☐	☐☐	☐☐	☐☐	☐☐	☐☐	☐☐	☐☐	☐☐	☐☐	☐☐	200.0#	6325	6622	6713	6813	6874	7008	7135	7298	7625	7947	8272	8918	191
		Ⓐ	Ⓑ	Ⓒ	Ⓓ	Ⓔ	Ⓕ	Ⓖ	Ⓗ	Ⓘ	Ⓙ	Ⓚ	Ⓛ														

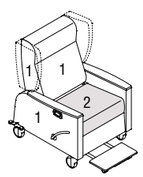

AFRL2

Recliner (Closed Arm)

- Non-contrast C.O.M = 5.5 yd
- 1 = Back, arms and footrest (Fabric Contrast 1) C.O.M. = 4.5 yd
- 2 = Seat (Fabric Contrast 2) C.O.M. = 1.25 yd
- Optional wings (Fabric Contrast 1) C.O.M. = 1.5 yd
- Optional magazine pouch (Fabric Contrast 1) C.O.M. = .5 yd

HOW TO ORDER

Indicate the following information on order form:
1. Quantity of each item.
2. Model number, including options. See "How To Build a Model Number".
3. Any special service required.

Note: • The ☐ indicates that a choice is required.
- The absence of the ☐ indicates that no choice is required.
- Alpha-numeric characters in place of ☐ indicate that no other alternatives are available.

HOW TO BUILD A MODEL NUMBER

Ⓐ Select basic model.

Ⓑ Select non-contrast or fabric contrast 1.
Refer to **ki.com/fabrics**

Ⓒ Select fabric contrast 2.
Refer to **ki.com/fabrics**

Ⓓ Select Heat and Massage option.

NHM	- No Heat and Massage
WHM	- With Heat and Massage; add $1466

Ⓔ Select USB Power option.

NUSB	- No USB Power
WUSB	- With USB Power; add $280

Only available if Heat and Massage option is selected.

Ⓕ Select I.V. pole (facing).

NS	- No pole
LRFIV	- Left facing rear; add $415
RFFIV	- Right facing front; add $415
RRFIV	- Right facing rear; add $415

If optional magazine pouch is specified, only Left-facing-rear (LRFIV) or No pole (NS) can be specified.

Ⓖ Select catheter bag attachment hook (facing).

NCA	- No catheter attachment
LRCA	- Left facing rear; add $70
RFCA	- Right facing front; add $70
RRCA	- Right facing rear; add $70

If optional I.V. pole is specified, catheter attachment can not be specified in the same location.

Ⓗ Select magazine pouch.

NMR	- No magazine pouch
RFP	- Right side pouch (requires add'l fabric; matches arm); add $263

Ⓘ Select mechanism type.

SM	- Standard mechanism
TM	- Trendelenburg mechanism; add $447

Ⓙ Select arm option.

WAC	- Wood armcaps (pair)
PAC	- Black poly (pair); add $238
SAC	- Solid surface; add $1006

Solid surface armcap color is always Corian™ glacier white.

Ⓚ Select wingback.

NWB	- No wingback
WWB	- With wingback (requires add'l fabric); add $993

Wingback fabric will match back fabric selection.

Ⓛ Select wood finish color.*
Pick only if product has wood armcaps.
Refer to the **Product Color Options** page in this price list.
*For Kensington Maple add upcharge.

INFORMATION

Moisture Barrier
Moisture barrier is applied underneath the fabric cover as a means of protecting the foam.

Kensington Maple Upcharge
Kensington Maple requires extended leadtimes.
Model
Affina II Recliner $32

C.O.M. Requirements
C.O.M. yardage requirements listed above are based on plain goods 54" wide. If less than 54" wide or fabrics requiring matching (stripes, plaids, prints, large patterns), additional yardage will be needed. Consult C.O.M. matrix on the Ordering C.O.M. and C.O.L. page for addtional yardage needed. For C.O.M. fabric sent to KI-High Point on multiple rolls, add an additional yard of fabric per roll to the yardage requirements.

C.O.L. Requirements
Figure 18 sq. ft. of leather (C.O.L.) for each yard shown (i.e., 4.75 x 18 = 85.5 sq. ft.).

Contrasting Upholstery
When contrasting fabric is chosen, price at highest in-grade.

Minimum Fabric/Leather Quantity
Minimum order for fabric is 1 yard. Minimum order for leather is 1 hide (approximately 50 sq. ft).

SPECIAL SERVICES

Special Carton Marking

With specially marked information	N/C

Shipping
Ships **assembled, FOB High Point, NC 27263, freight prepaid.** Freight class 250.

Specifications and prices are subject to change without prior notice.

Affina® II
Recliner

Affina® II
Recliner

	Features	MODEL NUMBER Basic Model	Non-Contor Fabric Cont 1	Fabric Cont 2	Heat/Mass Option	USB Power	I.V. Pole	Cath Attach-ment	Mag Pouch	Mech Type	Arm Cap	Wing back	Wood Finish	Lam. Color	Approx. Packaged Weight	Grade C.O.M.	Grade C	Grade D	Grade E & C.O.L.	Grade F	Grade G	Grade H	Grade I	Grade J	Grade K	Grade L Leather	Grade M Leather	Moisture Barrier add to list price
	Non-Contrast	ARII/NC/RFT/LT	☐☐		☐☐	☐☐	☐☐	☐☐	☐☐	☐☐	☐☐	☐☐	☐☐	☐☐	200.0#	$ 6709	$ 7006	$ 7092	$ 7191	$ 7254	$ 7385	$ 7513	$ 7675	$ 7996	$ 8316	$ 8637	$ 9281	$ 191
AFRL2	Contrast	ARII/FC/RFT/LT	☐☐	☐☐	☐☐	☐☐	☐☐	☐☐	☐☐	☐☐	☐☐	☐☐	☐☐	☐☐	200.0#	6818	7116	7205	7300	7365	7496	7623	7784	8105	8426	8748	9391	191
		Ⓐ	Ⓑ	Ⓒ	Ⓓ	Ⓔ	Ⓕ	Ⓖ	Ⓗ	Ⓘ	Ⓙ	Ⓚ	Ⓛ	Ⓜ														

Recliner w/ Right Facing Laminate Side Articulating Tablet

- Non-contrast C.O.M = 5.5 yd
- 1 = Back, arms and footrest (Fabric Contrast 1) C.O.M. = 4.5 yd
- 2 = Seat (Fabric Contrast 2) C.O.M. = 1.25 yd
- Optional wings (Fabric Contrast 1) C.O.M. = 1.5 yd
- Optional magazine pouch (Fabric Contrast 1) C.O.M. = .5 yd

HOW TO ORDER

Indicate the following information on order form:
1. Quantity of each item.
2. Model number, including options. See "How To Build a Model Number".
3. Any special service required.

Note: • The ☐ indicates that a choice is required.
- The absence of the ☐ indicates that no choice is required.
- Alpha-numeric characters in place of ☐ indicate that no other alternatives are available.

HOW TO BUILD A MODEL NUMBER

Ⓐ Select basic model.

Ⓑ Select non-contrast or fabric contrast 1.
Refer to **ki.com/fabrics**

Ⓒ Select fabric contrast 2.
Refer to **ki.com/fabrics**

Ⓓ Select Heat and Massage option.
- **NHM** - No Heat and Massage
- **WHM** - With Heat and Massage; add $1466

Ⓔ Select USB Power option.
- **NUSB** - No USB Power
- **WUSB** - With USB Power; add $280

Only available if Heat and Massage option is selected.

Ⓕ Select I.V. pole (facing).
- **NS** - No pole
- **LRFIV** - Left facing rear; add $415
- **RFFIV** - Right facing front; add $415
- **RRFIV** - Right facing rear; add $415

If optional magazine pouch is specified, only Left-facing-rear (LRFIV) or No pole (NS) can be specified.

Ⓖ Select catheter bag attachment hook (facing).
- **NCA** - No catheter attachment
- **LRCA** - Left facing rear; add $70
- **RFCA** - Right facing front; add $70
- **RRCA** - Right facing rear; add $70

If optional I.V. pole is specified, catheter attachment can not be specified in the same location.

Ⓗ Select magazine pouch.
- **NMR** - No magazine pouch
- **RFP** - Right side pouch (requires add'l fabric; matches arm); add $263

Ⓘ Select mechanism type.
- **SM** - Standard mechanism
- **TM** - Trendelenburg mechanism; add $447

Ⓙ Select arm option.
- **WAC** - Wood armcaps (pair)
- **PAC** - Black poly (pair); add $238
- **SAC** - Solid surface; add $1006

Solid surface armcap color is always Corian™ glacier white.

Ⓚ Select wingback.
- **NWB** - No wingback
- **WWB** - With wingback (requires add'l fabric); add $993

Wingback fabric will match back fabric selection.

Ⓛ Select wood finish color.*
Pick only if product has wood armcaps.
Refer to the **Product Color Options** page in this price list.
*For Kensington Maple add upcharge.

Ⓜ Select laminate color.
Refer to the **Product Color Options** page in this price list.

INFORMATION

Moisture Barrier
Moisture barrier is applied underneath the fabric cover as a means of protecting the foam.

Kensington Maple Upcharge
Kensington Maple requires extended leadtimes.
Model
Affina II Recliner $32

C.O.M. Requirements
C.O.M. yardage requirements listed above are based on plain goods 54" wide. If less than 54" wide or fabrics requiring matching (stripes, plaids, prints, large patterns), additional yardage will be needed. Consult C.O.M. matrix on the Ordering C.O.M. and C.O.L. page for addtional yardage needed. For C.O.M. fabric sent to KI-High Point on multiple rolls, add an additional yard of fabric per roll to the yardage requirements.

C.O.L. Requirements
Figure 18 sq. ft. of leather (C.O.L.) for each yard shown (i.e., 4.75 x 18 = 85.5 sq. ft.).

Contrasting Upholstery
When contrasting fabric is chosen, price at highest in-grade.

Minimum Fabric/Leather Quantity
Minimum order for fabric is 1 yard. Minimum order for leather is 1 hide (approximately 50 sq. ft).

SPECIAL SERVICES

Special Carton Marking
With specially marked information N/C

Shipping
Ships **assembled, FOB High Point, NC 27263, freight prepaid.** Freight class 250.

Specifications and prices are subject to change without prior notice.

Affina® II
Recliner

Affina® II
Recliner

	Features	MODEL NUMBER Basic Model	Non-Contor Fabric Cont 1	Fabric Cont 2	Heat/ Mass Option	USB Power	I.V. Pole	Cath Attach-ment	Mag Pouch	Mech Type	Arm Cap	Wing back	Wood Finish	Lam. Color	Approx. Packaged Weight	Grade C.O.M.	Grade C	Grade D	Grade E & C.O.L.	Grade F	Grade G	Grade H	Grade I	Grade J	Grade K	Grade L Leather	Grade M Leather	Moisture Barrier add to list price
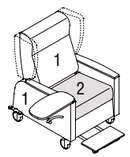	Non-Contrast	ARII/NC/LFRT/LT	☐☐		☐☐	☐☐	☐☐	☐☐	☐☐	☐☐	☐☐	☐☐	☐☐	☐☐	200.0#	$ 6709	$ 7006	$ 7092	$ 7191	$ 7254	$ 7385	$ 7513	$ 7675	$ 7996	$ 8316	$ 8637	$ 9281	$ 191
	Contrast	ARII/FC/LFRT/LT	☐☐	☐☐	☐☐	☐☐	☐☐	☐☐	☐☐	☐☐	☐☐	☐☐	☐☐	☐☐	200.0#	6818	7116	7205	7300	7365	7496	7623	7784	8105	8426	8748	9391	191
AFRL2																											
Recliner w/ Left Facing Laminate Top Articulating Tablet • Non-contrast C.O.M = 5.5 yd • 1 = Back, arms and footrest (Fabric Contrast 1) C.O.M. = 4.5 yd • 2 = Seat (Fabric Contrast 2) C.O.M. = 1.25 yd • Optional wings (Fabric Contrast 1) C.O.M. = 1.5 yd • Optional magazine pouch (Fabric Contrast 1) C.O.M. = .5 yd																											
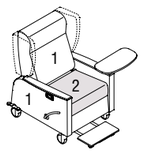	Non-Contrast	ARII/NC/RFRT/LT	☐☐		☐☐	☐☐	☐☐	☐☐	☐☐	☐☐	☐☐	☐☐	☐☐	☐☐	200.0#	$ 6709	$ 7006	$ 7092	$ 7191	$ 7254	$ 7385	$ 7513	$ 7675	$ 7996	$ 8316	$ 8637	$ 9281	$ 191
	Contrast	ARII/FC/RFRT/LT	☐☐	☐☐	☐☐	☐☐	☐☐	☐☐	☐☐	☐☐	☐☐	☐☐	☐☐	☐☐	200.0#	6818	7116	7205	7300	7365	7496	7623	7784	8105	8426	8748	9391	191
AFRL2																											
Recliner w/ Right Facing Laminate Top Articulating Tablet • Non-contrast C.O.M = 5.5 yd • 1 = Back, arms and footrest (Fabric Contrast 1) C.O.M. = 4.5 yd • 2 = Seat (Fabric Contrast 2) C.O.M. = 1.25 yd • Optional wings (Fabric Contrast 1) C.O.M. = 1.5 yd • Optional magazine pouch (Fabric Contrast 1) C.O.M. = .5 yd																											
		Ⓐ	Ⓑ	Ⓒ	Ⓓ	Ⓔ	Ⓕ	Ⓖ	Ⓗ	Ⓘ	Ⓙ	Ⓚ	Ⓛ	Ⓜ														

HOW TO ORDER

Indicate the following information on order form:
1. Quantity of each item.
2. Model number, including options. See "How To Build a Model Number".
3. Any special service required.

Note: • The ☐ indicates that a choice is required.
- The absence of the ☐ indicates that no choice is required.
- Alpha-numeric characters in place of ☐ indicate that no other alternatives are available.

HOW TO BUILD A MODEL NUMBER

Ⓐ Select basic model.

Ⓑ Select non-contrast or fabric contrast 1.
Refer to **ki.com/fabrics**

Ⓒ Select fabric contrast 2.
Refer to **ki.com/fabrics**

Ⓓ Select Heat and Massage option.

NHM	- No Heat and Massage
WHM	- With Heat and Massage; add $1466

Ⓔ Select USB Power option.

NUSB	- No USB Power
WUSB	- With USB Power; add $280

Only available if Heat and Massage option is selected.

Ⓕ Select I.V. pole (facing).

NS	- No pole
LRFIV	- Left facing rear; add $415
RFFIV	- Right facing front; add $415
RRFIV	- Right facing rear; add $415

If optional magazine pouch is specified, only Left-facing-rear (LRFIV) or No pole (NS) can be specified.

Ⓖ Select catheter bag attachment hook (facing).

NCA	- No catheter attachment
LRCA	- Left facing rear; add $70
RFCA	- Right facing front; add $70
RRCA	- Right facing rear; add $70

If optional I.V. pole is specified, catheter attachment can not be specified in the same location.

Ⓗ Select magazine pouch.

NMR	- No magazine pouch
RFP	- Right side pouch (requires add'l fabric; matches arm); add $263

Ⓘ Select mechanism type.

SM	- Standard mechanism
TM	- Trendelenburg mechanism; add $447

Ⓙ Select arm option.

WAC	- Wood armcaps (pair)
PAC	- Black poly (pair); add $238
SAC	- Solid surface; add $1006

Solid surface armcap color is always Corian™ glacier white.

Ⓚ Select wingback.

NWB	- No wingback
WWB	- With wingback (requires add'l fabric); add $993

Wingback fabric will match back fabric selection.

Ⓛ Select wood finish color.*
Pick only if product has wood armcaps.
Refer to the **Product Color Options** page in this price list.
*For Kensington Maple add upcharge.

Ⓜ Select laminate color.
Refer to the **Product Color Options** page in this price list.

INFORMATION

Moisture Barrier
Moisture barrier is applied underneath the fabric cover as a means of protecting the foam.

Kensington Maple Upcharge
Kensington Maple requires extended leadtimes.
Model
Affina II Recliner $32

C.O.M. Requirements
C.O.M. yardage requirements listed above are based on plain goods 54" wide. If less than 54" wide or fabrics requiring matching (stripes, plaids, prints, large patterns), additional yardage will be needed. Consult C.O.M. matrix on the Ordering C.O.M. and C.O.L. page for addtional yardage needed. For C.O.M. fabric sent to KI-High Point on multiple rolls, add an additional yard of fabric per roll to the yardage requirements.

C.O.L. Requirements
Figure 18 sq. ft. of leather (C.O.L.) for each yard shown (i.e., 4.75 x 18 = 85.5 sq. ft.).

Contrasting Upholstery
When contrasting fabric is chosen, price at highest in-grade.

Minimum Fabric/Leather Quantity
Minimum order for fabric is 1 yard. Minimum order for leather is 1 hide (approximately 50 sq. ft).

SPECIAL SERVICES

Special Carton Marking

With specially marked information	N/C

Shipping
Ships **assembled, FOB High Point, NC 27263, freight prepaid.** Freight class 250.

Specifications and prices are subject to change without prior notice.

Affina® II
Recliner

Affina® II
Recliner

	Features	MODEL NUMBER Basic Model	Non-Contor Fabric Cont 1	Fabric Cont 2	Heat/ Mass Option	USB Power	I.V. Pole	Cath Attach-ment	Mag Pouch	Mech Type	Arm Cap	Wing back	Wood Finish	Veneer Color	Approx. Packaged Weight	Grade C.O.M.	Grade C	Grade D	Grade E & C.O.L.	Grade F	Grade G	Grade H	Grade I	Grade J	Grade K	Grade L Leather	Grade M Leather	Moisture Barrier add to list price
	Non-Contrast	ARII/NC/RFT/VT	☐☐		☐☐	☐☐	☐☐	☐☐	☐☐	☐☐	☐☐	☐☐	☐☐	☐☐	200.0#	$ 6709	$ 7006	$ 7092	$ 7191	$ 7254	$ 7385	$ 7513	$ 7675	$ 7996	$ 8316	$ 8637	$ 9281	$ 191
	Contrast	ARII/FC/RFT/VT	☐☐	☐☐	☐☐	☐☐	☐☐	☐☐	☐☐	☐☐	☐☐	☐☐	☐☐	☐☐	200.0#	6818	7116	7205	7300	7365	7496	7623	7784	8105	8426	8748	9391	191
		Ⓐ	Ⓑ	Ⓒ	Ⓓ	Ⓔ	Ⓕ	Ⓖ	Ⓗ	Ⓘ	Ⓙ	Ⓚ	Ⓛ	Ⓜ														

AFRL2

Recliner w/ Right Facing Veneer Side Articulating Tablet

- Non-contrast C.O.M = 5.5 yd
- 1 = Back, arms and footrest (Fabric Contrast 1) C.O.M. = 4.5 yd
- 2 = Seat (Fabric Contrast 2) C.O.M. = 1.25 yd
- Optional wings (Fabric Contrast 1) C.O.M. = 1.5 yd
- Optional magazine pouch (Fabric Contrast 1) C.O.M. = .5 yd

HOW TO ORDER

Indicate the following information on order form:
1. Quantity of each item.
2. Model number, including options. See "How To Build a Model Number".
3. Any special service required.

Note: • The ☐ indicates that a choice is required.
- The absence of the ☐ indicates that no choice is required.
- Alpha-numeric characters in place of ☐ indicate that no other alternatives are available.

HOW TO BUILD A MODEL NUMBER

Ⓐ Select basic model.

Ⓑ Select non-contrast or fabric contrast 1.
Refer to **ki.com/fabrics**

Ⓒ Select fabric contrast 2.
Refer to **ki.com/fabrics**

Ⓓ Select Heat and Massage option.

NHM	- No Heat and Massage
WHM	- With Heat and Massage; add $1466

Ⓔ Select USB Power option.

NUSB	- No USB Power
WUSB	- With USB Power; add $280

Only available if Heat and Massage option is selected.

Ⓕ Select I.V. pole (facing).

NS	- No pole
LRFIV	- Left facing rear; add $415
RFFIV	- Right facing front; add $415
RRFIV	- Right facing rear; add $415

If optional magazine pouch is specified, only Left-facing-rear (LRFIV) or No pole (NS) can be specified.

Ⓖ Select catheter bag attachment hook (facing).

NCA	- No catheter attachment
LRCA	- Left facing rear; add $70
RFCA	- Right facing front; add $70
RRCA	- Right facing rear; add $70

If optional I.V. pole is specified, catheter attachment can not be specified in the same location.

Ⓗ Select magazine pouch.

NMR	- No magazine pouch
RFP	- Right side pouch (requires add'l fabric; matches arm); add $263

Ⓘ Select mechanism type.

SM	- Standard mechanism
TM	- Trendelenburg mechanism; add $447

Ⓙ Select arm option.

WAC	- Wood armcaps (pair)
PAC	- Black poly (pair); add $238
SAC	- Solid surface; add $1006

Solid surface armcap color is always Corian™ glacier white.

Ⓚ Select wingback.

NWB	- No wingback
WWB	- With wingback (requires add'l fabric); add $993

Wingback fabric will match back fabric selection.

Ⓛ Select wood finish color.*
Pick only if product has wood armcaps.
Refer to the **Product Color Options** page in this price list.
*For Kensington Maple add upcharge.

Ⓜ Select veneer color.
Refer to the **Product Color Options** page in this price list.

INFORMATION

Moisture Barrier
Moisture barrier is applied underneath the fabric cover as a means of protecting the foam.

Kensington Maple Upcharge
Kensington Maple requires extended leadtimes.
Model
Affina II Recliner $32

C.O.M. Requirements
C.O.M. yardage requirements listed above are based on plain goods 54" wide. If less than 54" wide or fabrics requiring matching (stripes, plaids, prints, large patterns), additional yardage will be needed. Consult C.O.M. matrix on the Ordering C.O.M. and C.O.L. page for addtional yardage needed. For C.O.M. fabric sent to KI-High Point on multiple rolls, add an additional yard of fabric per roll to the yardage requirements.

C.O.L. Requirements
Figure 18 sq. ft. of leather (C.O.L.) for each yard shown (i.e., 4.75 x 18 = 85.5 sq. ft.).

Contrasting Upholstery
When contrasting fabric is chosen, price at highest in-grade.

Minimum Fabric/Leather Quantity
Minimum order for fabric is 1 yard. Minimum order for leather is 1 hide (approximately 50 sq. ft).

SPECIAL SERVICES

Special Carton Marking

With specially marked information	N/C

Shipping
Ships **assembled, FOB High Point, NC 27263, freight prepaid.** Freight class 250.

Specifications and prices are subject to change without prior notice.

Affina® II
Recliner

Affina® II
Recliner

	Features	MODEL NUMBER Basic Model	Non-Cont or Fabric Cont 1	Fabric Cont 2	Heat/ Mass Option	USB Power	I.V. Pole	Cath Attach-ment	Mag Pouch	Mech Type	Arm Cap	Wing back	Wood Finish	Veneer Color	Approx. Packaged Weight	Grade C.O.M.	Grade C	Grade D	Grade E & C.O.L.	Grade F	Grade G	Grade H	Grade I	Grade J	Grade K	Grade L Leather	Grade M Leather	Moisture Barrier add to list price
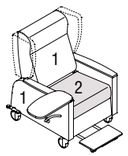	Non-Contrast	ARII/NC/LFRT/VT	□□		□□	□□	□□	□□	□□	□□	□□	□□	□□	□□	200.0#	$ 6709	$ 7006	$ 7092	$ 7191	$ 7254	$ 7385	$ 7513	$ 7675	$ 7996	$ 8316	$ 8637	$ 9281	$ 191
	Contrast	ARII/FC/LFRT/VT	□□	□□	□□	□□	□□	□□	□□	□□	□□	□□	□□	□□	200.0#	6818	7116	7205	7300	7365	7496	7623	7784	8105	8426	8748	9391	191
AFRL2 **Recliner w/ Left Facing Veneer Top Articulating Tablet** • Non-contrast C.O.M = 5.5 yd • 1 = Back, arms and footrest (Fabric Contrast 1) C.O.M. = 4.5 yd • 2 = Seat (Fabric Contrast 2) C.O.M. = 1.25 yd • Optional wings (Fabric Contrast 1) C.O.M. = 1.5 yd • Optional magazine pouch (Fabric Contrast 1) C.O.M. = .5 yd																											
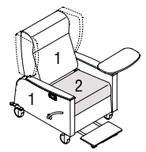	Non-Contrast	ARII/NC/RFRT/VT	□□		□□	□□	□□	□□	□□	□□	□□	□□	□□	□□	200.0#	$ 6709	$ 7006	$ 7092	$ 7191	$ 7254	$ 7385	$ 7513	$ 7675	$ 7996	$ 8316	$ 8637	$ 9281	$ 191
	Contrast	ARII/FC/RFRT/VT	□□	□□	□□	□□	□□	□□	□□	□□	□□	□□	□□	□□	200.0#	6818	7116	7205	7300	7365	7496	7623	7784	8105	8426	8748	9391	191
AFRL2 **Recliner w/ Right Facing Veneer Top Articulating Tablet** • Non-contrast C.O.M = 5.5 yd • 1 = Back, arms and footrest (Fabric Contrast 1) C.O.M. = 4.5 yd • 2 = Seat (Fabric Contrast 2) C.O.M. = 1.25 yd • Optional wings (Fabric Contrast 1) C.O.M. = 1.5 yd • Optional magazine pouch (Fabric Contrast 1) C.O.M. = .5 yd																											

Ⓐ Ⓑ Ⓒ Ⓓ Ⓔ Ⓕ Ⓖ Ⓗ Ⓘ Ⓙ Ⓚ Ⓛ Ⓜ

HOW TO ORDER

Indicate the following information on order form:
1. Quantity of each item.
2. Model number, including options. See "How To Build a Model Number".
3. Any special service required.

Note: • The ☐ indicates that a choice is required.
- The absence of the ☐ indicates that no choice is required.
- Alpha-numeric characters in place of ☐ indicate that no other alternatives are available.

HOW TO BUILD A MODEL NUMBER

Ⓐ Select basic model.

Ⓑ Select non-contrast or fabric contrast 1.
Refer to **ki.com/fabrics**

Ⓒ Select fabric contrast 2.
Refer to **ki.com/fabrics**

Ⓓ Select Heat and Massage option.

NHM	- No Heat and Massage
WHM	- With Heat and Massage; add $1466

Ⓔ Select USB Power option.

NUSB	- No USB Power
WUSB	- With USB Power; add $280

Only available if Heat and Massage option is selected.

Ⓕ Select I.V. pole (facing).

NS	- No pole
LRFIV	- Left facing rear; add $415
RFFIV	- Right facing front; add $415
RRFIV	- Right facing rear; add $415

If optional magazine pouch is specified, only Left-facing-rear (LRFIV) or No pole (NS) can be specified.

Ⓖ Select catheter bag attachment hook (facing).

NCA	- No catheter attachment
LRCA	- Left facing rear; add $70
RFCA	- Right facing front; add $70
RRCA	- Right facing rear; add $70

If optional I.V. pole is specified, catheter attachment can not be specified in the same location.

Ⓗ Select magazine pouch.

NMR	- No magazine pouch
RFP	- Right side pouch (requires add'l fabric; matches arm); add $263

Ⓘ Select mechanism type.

SM	- Standard mechanism
TM	- Trendelenburg mechanism; add $447

Ⓙ Select arm option.

WAC	- Wood armcaps (pair)
PAC	- Black poly (pair); add $238
SAC	- Solid surface; add $1006

Solid surface armcap color is always Corian™ glacier white.

Ⓚ Select wingback.

NWB	- No wingback
WWB	- With wingback (requires add'l fabric); add $993

Wingback fabric will match back fabric selection.

Ⓛ Select wood finish color.*
Pick only if product has wood armcaps.
Refer to the **Product Color Options** page in this price list.
*For Kensington Maple add upcharge.

Ⓜ Select veneer color.
Refer to the **Product Color Options** page in this price list.

INFORMATION

Moisture Barrier
Moisture barrier is applied underneath the fabric cover as a means of protecting the foam.

Kensington Maple Upcharge
Kensington Maple requires extended leadtimes.
Model
Affina II Recliner $32

C.O.M. Requirements
C.O.M. yardage requirements listed above are based on plain goods 54" wide. If less than 54" wide or fabrics requiring matching (stripes, plaids, prints, large patterns), additional yardage will be needed. Consult C.O.M. matrix on the Ordering C.O.M. and C.O.L. page for addtional yardage needed. For C.O.M. fabric sent to KI-High Point on multiple rolls, add an additional yard of fabric per roll to the yardage requirements.

C.O.L. Requirements
Figure 18 sq. ft. of leather (C.O.L.) for each yard shown (i.e., 4.75 x 18 = 85.5 sq. ft.).

Contrasting Upholstery
When contrasting fabric is chosen, price at highest in-grade.

Minimum Fabric/Leather Quantity
Minimum order for fabric is 1 yard. Minimum order for leather is 1 hide (approximately 50 sq. ft).

SPECIAL SERVICES

Special Carton Marking

With specially marked information	N/C

Shipping
Ships **assembled, FOB High Point, NC 27263, freight prepaid.** Freight class 250.

Specifications and prices are subject to change without prior notice.

Affina® II
Bariatric Recliner

Affina® II
Bariatric Recliner

	Features	MODEL NUMBER Basic Model	Non-Contor Fabric Cont 1	Fabric Cont 2	Heat/Mass Option	USB Power	I.V. Pole	Cath Attach-ment	Magazine Pouch	Arm Cap	Wing back	Wood Finish	Approx. Packaged Weight	Grade C.O.M.	Grade C	Grade D	Grade E & C.O.L.	Grade F	Grade G	Grade H	Grade I	Grade J	Grade K	Grade L Leather	Grade M Leather	Moisture Barrier add to list price
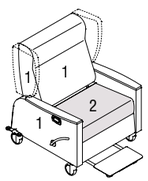	Non-contrast	ARIIBAR/NC	□□		□□	□□	□□	□□	□□	□□	□□	□□	210.0#	$ 7144	$ 7441	$ 7531	$ 7629	$ 7693	$ 7825	$ 7951	$ 8117	$ 8442	$ 8765	$ 9087	$ 9736	$ 191
	Contrast	ARIIBAR/FC	□□	□□	□□	□□	□□	□□	□□	□□	□□	□□	210.0#	7255	7553	7642	7742	7803	7936	8063	8227	8553	8875	9198	9847	191
		Ⓐ	Ⓑ	Ⓒ	Ⓓ	Ⓔ	Ⓕ	Ⓖ	Ⓗ	Ⓘ	Ⓙ	Ⓚ														

AFRL2

Recliner (Closed Arm)

- Non-contrast C.O.M = 6.5 yd
- 1 = Back, arms and footrest (Fabric Contrast 1) C.O.M. = 5.5 yd
- 2 = Seat (Fabric Contrast 2) C.O.M. = 1.25 yd
- Optional wings (Fabric Contrast 1) C.O.M. = 1.5 yd
- Optional magazine pouch (Fabric Contrast 1) C.O.M. = .5 yd

HOW TO ORDER

Indicate the following information on order form:
1. Quantity of each item.
2. Model number, including options. See "How To Build a Model Number".
3. Any special service required.

Note: • The □ indicates that a choice is required.
- The absence of the □ indicates that no choice is required.
- Alpha-numeric characters in place of □ indicate that no other alternatives are available.

HOW TO BUILD A MODEL NUMBER

Ⓐ Select basic model.

Ⓑ Select non-contrast or fabric contrast 1.
Refer to **ki.com/fabrics**

Ⓒ Select fabric contrast 2.
Refer to **ki.com/fabrics**

Ⓓ Select Heat and Massage option.

NHM	- No Heat and Massage
WHM	- With Heat and Massage; add $1466

Ⓔ Select USB Power option.

NUSB	- No USB Power
WUSB	- With USB Power; add $280

Only available if Heat and Massage option is selected.

Ⓕ Select I.V. pole (facing).

NS	- No pole
LRFIV	- Left facing rear; add $415
RFFIV	- Right facing front; add $415
RRFIV	- Right facing rear; add $415

If optional magazine pouch is specified, only Left-facing-rear (LRFIV) or No pole (NS) can be specified.

Ⓖ Select catheter bag attachment hook (facing).

NCA	- No catheter attachment
LRCA	- Left facing rear; add $70
RFCA	- Right facing front; add $70
RRCA	- Right facing rear; add $70

If optional I.V. pole is specified, catheter attachment can not be specified in the same location.

Ⓗ Select magazine pouch.

NMR	- No magazine pouch
RFP	- Right side pouch (requires add'l fabric; matches arm); add $263

Ⓘ Select arm option.

WAC	- Wood armcaps (pair)
PAC	- Black poly (pair); add $238
SAC	- Solid surface; add $1006

Solid surface armcap color is always Corian™ glacier white.

Ⓙ Select wingback.

NWB	- No wingback
WWB	- With wingback (requires add'l fabric); add $993

Wingback fabric will match back fabric selection.

Ⓚ Select wood finish color.*
Pick only if product has wood armcaps.
Refer to the **Product Color Options** page in this price list.
*For Kensington Maple add upcharge.

INFORMATION

Moisture Barrier
Moisture barrier is applied underneath the fabric cover as a means of protecting the foam.

Kensington Maple Upcharge
Kensington Maple requires extended leadtimes.
Model
Affina II Recliner $32

C.O.M. Requirements
C.O.M. yardage requirements listed above are based on plain goods 54" wide. If less than 54" wide or fabrics requiring matching (stripes, plaids, prints, large patterns), additional yardage will be needed. Consult C.O.M. matrix on the Ordering C.O.M. and C.O.L. page for addtional yardage needed. For C.O.M. fabric sent to KI-High Point on multiple rolls, add an additional yard of fabric per roll to the yardage requirements.

C.O.L. Requirements
Figure 18 sq. ft. of leather (C.O.L.) for each yard shown (i.e., 4.75 x 18 = 85.5 sq. ft.).

Contrasting Upholstery
When contrasting fabric is chosen, price at highest in-grade.

Minimum Fabric/Leather Quantity
Minimum order for fabric is 1 yard. Minimum order for leather is 1 hide (approximately 50 sq. ft).

SPECIAL SERVICES

Special Carton Marking

With specially marked information	N/C

Shipping
Ships **assembled, FOB High Point, NC 27263, freight prepaid.** Freight class 250.

Specifications and prices are subject to change without prior notice.

Affina® II
Bariatric Recliner

Affina® II
Bariatric Recliner

	Features	MODEL NUMBER Basic Model	Non-Contor Fabric Cont 1	Fabric Cont 2	Heat/Mass Option	USB Power	I.V. Pole	Cath Attach-ment	Mag Pouch	Arm Cap	Wing back	Wood Finish	Lam. Color	Approx. Packaged Weight	Grade C.O.M.	Grade C	Grade D	Grade E & C.O.L.	Grade F	Grade G	Grade H	Grade I	Grade J	Grade K	Grade L Leather	Grade M Leather	Moisture Barrier add to list price
	Non-contrast	ARIIBAR/NC/RFT/LT	□□		□□	□□	□□	□□	□□	□□	□□	□□	□□	210.0#	$ 7629	$ 7927	$ 8013	$ 8111	$ 8175	$ 8306	$ 8432	$ 8595	$ 8916	$ 9237	$ 9558	$ 10203	$ 191
	Contrast	ARIIBAR/FC/RFT/LT	□□	□□	□□	□□	□□	□□	□□	□□	□□	□□	□□	210.0#	7740	8037	8125	8221	8286	8417	8546	8706	9026	9347	9669	10312	191
		Ⓐ	Ⓑ	Ⓒ	Ⓓ	Ⓔ	Ⓕ	Ⓖ	Ⓗ	Ⓘ	Ⓙ	Ⓚ	Ⓛ														

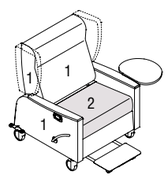

AFRL2

Recliner w/ Right Facing Laminate Side Articulating Tablet

- Non-contrast C.O.M = 6.5 yd
- 1 = Back, arms and footrest (Fabric Contrast 1) C.O.M. = 5.5 yd
- 2 = Seat (Fabric Contrast 2) C.O.M. = 1.25 yd
- Optional wings (Fabric Contrast 1) C.O.M. = 1.5 yd
- Optional magazine pouch (Fabric Contrast 1) C.O.M. = .5 yd

HOW TO ORDER

Indicate the following information on order form:
1. Quantity of each item.
2. Model number, including options. See "How To Build a Model Number".
3. Any special service required.

Note: • The □ indicates that a choice is required.
- The absence of the □ indicates that no choice is required.
- Alpha-numeric characters in place of □ indicate that no other alternatives are available.

HOW TO BUILD A MODEL NUMBER

Ⓐ Select basic model.

Ⓑ Select non-contrast or fabric contrast 1.
Refer to **ki.com/fabrics**

Ⓒ Select fabric contrast 2.
Refer to **ki.com/fabrics**

Ⓓ Select Heat and Massage option.
- **NHM** - No Heat and Massage
- **WHM** - With Heat and Massage; add $1466

Ⓔ Select USB Power option.
- **NUSB** - No USB Power
- **WUSB** - With USB Power; add $280

Only available if Heat and Massage option is selected.

Ⓕ Select I.V. pole (facing).
- **NS** - No pole
- **LRFIV** - Left facing rear; add $415
- **RFFIV** - Right facing front; add $415
- **RRFIV** - Right facing rear; add $415

If optional magazine pouch is specified, only Left-facing-rear (LRFIV) or No pole (NS) can be specified.

Ⓖ Select catheter bag attachment hook (facing).
- **NCA** - No catheter attachment
- **LRCA** - Left facing rear; add $70
- **RFCA** - Right facing front; add $70
- **RRCA** - Right facing rear; add $70

If optional I.V. pole is specified, catheter attachment can not be specified in the same location.

Ⓗ Select magazine pouch.
- **NMR** - No magazine pouch
- **RFP** - Right side pouch (requires add'l fabric; matches arm); add $263

Ⓘ Select arm option.
- **WAC** - Wood armcaps (pair)
- **PAC** - Black poly (pair); add $238
- **SAC** - Solid surface; add $1006

Solid surface armcap color is always Corian™ glacier white.

Ⓙ Select wingback.
- **NWB** - No wingback
- **WWB** - With wingback (requires add'l fabric); add $993

Wingback fabric will match back fabric selection.

Ⓚ Select wood finish color.*
Pick only if product has wood armcaps.
Refer to the **Product Color Options** page in this price list.
*For Kensington Maple add upcharge.

Ⓛ Select laminate color.
Refer to the **Product Color Options** page in this price list.

INFORMATION

Moisture Barrier
Moisture barrier is applied underneath the fabric cover as a means of protecting the foam.

Kensington Maple Upcharge
Kensington Maple requires extended leadtimes.
Model
Affina II Recliner $32

C.O.M. Requirements
C.O.M. yardage requirements listed above are based on plain goods 54" wide. If less than 54" wide or fabrics requiring matching (stripes, plaids, prints, large patterns), additional yardage will be needed. Consult C.O.M. matrix on the Ordering C.O.M. and C.O.L. page for addtional yardage needed. For C.O.M. fabric sent to KI-High Point on multiple rolls, add an additional yard of fabric per roll to the yardage requirements.

C.O.L. Requirements
Figure 18 sq. ft. of leather (C.O.L.) for each yard shown (i.e., 4.75 x 18 = 85.5 sq. ft.).

Contrasting Upholstery
When contrasting fabric is chosen, price at highest in-grade.

Minimum Fabric/Leather Quantity
Minimum order for fabric is 1 yard. Minimum order for leather is 1 hide (approximately 50 sq. ft).

SPECIAL SERVICES

Special Carton Marking
With specially marked information N/C

Shipping
Ships **assembled, FOB High Point, NC 27263, freight prepaid.** Freight class 250.

Specifications and prices are subject to change without prior notice.

Affina® II
Bariatric Recliner

Affina® II
Bariatric Recliner

	Features	MODEL NUMBER Basic Model	Non-Contor Fabric Cont 1	Fabric Cont 2	Heat/ Mass Option	USB Power	I.V. Pole	Cath Attach-ment	Mag Pouch	Arm Cap	Wing back	Wood Finish	Lam. Color	Approx. Packaged Weight	Grade C.O.M.	Grade C	Grade D	Grade E & C.O.L.	Grade F	Grade G	Grade H	Grade I	Grade J	Grade K	Grade L Leather	Grade M Leather	Moisture Barrier add to list price
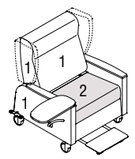 AFRL2 **Recliner w/ Left Facing Laminate Top Articulating Tablet** • Non-contrast C.O.M = 6.5 yd • 1 = Back, arms and footrest (Fabric Contrast 1) C.O.M. = 5.5 yd • 2 = Seat (Fabric Contrast 2) C.O.M. = 1.25 yd • Optional wings (Fabric Contrast 1) C.O.M. = 1.5 yd • Optional magazine pouch (Fabric Contrast 1) C.O.M. = .5 yd	Non-contrast	ARIIBAR/NC/LFRT/LT	☐☐		☐☐	☐☐	☐☐	☐☐	☐☐	☐☐	☐☐	☐☐	☐☐	210.0#	$ 7629	$ 7927	$ 8013	$ 8111	$ 8175	$ 8306	$ 8432	$ 8595	$ 8916	$ 9237	$ 9558	$ 10203	$ 191
	Contrast	ARIIBAR/FC/LFRT/LT	☐☐	☐☐	☐☐	☐☐	☐☐	☐☐	☐☐	☐☐	☐☐	☐☐	☐☐	210.0#	7740	8037	8125	8221	8286	8417	8546	8706	9026	9347	9669	10312	191
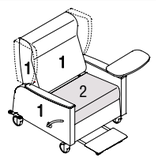 AFRL2 **Recliner w/ Right Facing Laminate Top Articulating Tablet** • Non-contrast C.O.M = 6.5 yd • 1 = Back, arms and footrest (Fabric Contrast 1) C.O.M. = 5.5 yd • 2 = Seat (Fabric Contrast 2) C.O.M. = 1.25 yd • Optional wings (Fabric Contrast 1) C.O.M. = 1.5 yd • Optional magazine pouch (Fabric Contrast 1) C.O.M. = .5 yd	Non-contrast	ARIIBAR/NC/RFRT/LT	☐☐		☐☐	☐☐	☐☐	☐☐	☐☐	☐☐	☐☐	☐☐	☐☐	210.0#	$ 7629	$ 7927	$ 8013	$ 8111	$ 8175	$ 8306	$ 8432	$ 8595	$ 8916	$ 9237	$ 9558	$ 10203	$ 191
	Contrast	ARIIBAR/FC/RFRT/LT	☐☐	☐☐	☐☐	☐☐	☐☐	☐☐	☐☐	☐☐	☐☐	☐☐	☐☐	210.0#	7740	8037	8125	8221	8286	8417	8546	8706	9026	9347	9669	10312	191
			Ⓐ		Ⓑ	Ⓒ	Ⓓ	Ⓔ	Ⓕ	Ⓖ	Ⓗ	Ⓘ	Ⓙ	Ⓚ	Ⓛ												

HOW TO ORDER

Indicate the following information on order form:
1. Quantity of each item.
2. Model number, including options. See "How To Build a Model Number".
3. Any special service required.

Note: • The ☐ indicates that a choice is required.
- The absence of the ☐ indicates that no choice is required.
- Alpha-numeric characters in place of ☐ indicate that no other alternatives are available.

HOW TO BUILD A MODEL NUMBER

Ⓐ Select basic model.

Ⓑ Select non-contrast or fabric contrast 1.
Refer to **ki.com/fabrics**

Ⓒ Select fabric contrast 2.
Refer to **ki.com/fabrics**

Ⓓ Select Heat and Massage option.

NHM	- No Heat and Massage
WHM	- With Heat and Massage; add $1466

Ⓔ Select USB Power option.

NUSB	- No USB Power
WUSB	- With USB Power; add $280

Only available if Heat and Massage option is selected.

Ⓕ Select I.V. pole (facing).

NS	- No pole
LRFIV	- Left facing rear; add $415
RFFIV	- Right facing front; add $415
RRFIV	- Right facing rear; add $415

If optional magazine pouch is specified, only Left-facing-rear (LRFIV) or No pole (NS) can be specified.

Ⓖ Select catheter bag attachment hook (facing).

NCA	- No catheter attachment
LRCA	- Left facing rear; add $70
RFCA	- Right facing front; add $70
RRCA	- Right facing rear; add $70

If optional I.V. pole is specified, catheter attachment can not be specified in the same location.

Ⓗ Select magazine pouch.

NMR	- No magazine pouch
RFP	- Right side pouch (requires add'l fabric; matches arm); add $263

Ⓘ Select arm option.

WAC	- Wood armcaps (pair)
PAC	- Black poly (pair); add $238
SAC	- Solid surface; add $1006

Solid surface armcap color is always Corian™ glacier white.

Ⓙ Select wingback.

NWB	- No wingback
WWB	- With wingback (requires add'l fabric); add $993

Wingback fabric will match back fabric selection.

Ⓚ Select wood finish color.
Pick only if product has wood armcaps.
Refer to the **Product Color Options** page in this price list.

Ⓛ Select laminate color.
Refer to the **Product Color Options** page in this price list.

INFORMATION

Moisture Barrier
Moisture barrier is applied underneath the fabric cover as a means of protecting the foam.

Kensington Maple Upcharge
Kensington Maple requires extended leadtimes.

Model	
Affina II Recliner	$32

C.O.M. Requirements
C.O.M. yardage requirements listed above are based on plain goods 54" wide. If less than 54" wide or fabrics requiring matching (stripes, plaids, prints, large patterns), additional yardage will be needed. Consult C.O.M. matrix on the Ordering C.O.M. and C.O.L. page for addtional yardage needed. For C.O.M. fabric sent to KI-High Point on multiple rolls, add an additional yard of fabric per roll to the yardage requirements.

C.O.L. Requirements
Figure 18 sq. ft. of leather (C.O.L.) for each yard shown (i.e., 4.75 x 18 = 85.5 sq. ft.).

Contrasting Upholstery
When contrasting fabric is chosen, price at highest in-grade.

Minimum Fabric/Leather Quantity
Minimum order for fabric is 1 yard. Minimum order for leather is 1 hide (approximately 50 sq. ft).

SPECIAL SERVICES

Special Carton Marking

With specially marked information	N/C

Shipping
Ships **assembled, FOB High Point, NC 27263, freight prepaid.** Freight class 250.

Specifications and prices are subject to change without prior notice.

Affina® II
Bariatric Recliner

Affina® II
Bariatric Recliner

	Features	MODEL NUMBER Basic Model	Non-Contor Fabric Cont 1	Fabric Cont 2	Heat/ Mass Option	USB Power	I.V. Pole	Cath Attach-ment	Mag Pch.	Arm Cap	Wing back	Wood Finish	Ven. Color	Approx. Packaged Weight	Grade C.O.M.	Grade C	Grade D	Grade E & C.O.L.	Grade F	Grade G	Grade H	Grade I	Grade J	Grade K	Grade L Leather	Grade M Leather	Moisture Barrier add to list price
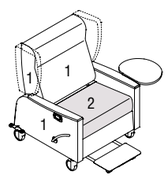	Non-contrast	ARIIBAR/NC/RFT/VT	□□		□□	□□	□□	□□	□□	□□	□□	□□	□□	210.0#	$ 7629	$ 7927	$ 8013	$ 8111	$ 8175	$ 8306	$ 8432	$ 8595	$ 8916	$ 9237	$ 9558	$ 10203	$ 191
	Contrast	ARIIBAR/FC/RFT/VT	□□	□□	□□	□□	□□	□□	□□	□□	□□	□□	□□	210.0#	7740	8037	8125	8221	8286	8417	8546	8706	9026	9347	9669	10312	191
		Ⓐ	Ⓑ	Ⓒ	Ⓓ	Ⓔ	Ⓕ	Ⓖ	Ⓗ	Ⓘ	Ⓙ	Ⓚ	Ⓛ														

AFRL2

Recliner w/ Right Facing Veneer Side Articulating Tablet

- Non-contrast C.O.M = 6.5 yd
- 1 = Back, arms and footrest (Fabric Contrast 1) C.O.M. = 5.5 yd
- 2 = Seat (Fabric Contrast 2) C.O.M. = 1.25 yd
- Optional wings (Fabric Contrast 1) C.O.M. = 1.5 yd
- Optional magazine pouch (Fabric Contrast 1) C.O.M. = .5 yd

HOW TO ORDER

Indicate the following information on order form:
1. Quantity of each item.
2. Model number, including options. See "How To Build a Model Number".
3. Any special service required.

Note: • The □ indicates that a choice is required.
- The absence of the □ indicates that no choice is required.
- Alpha-numeric characters in place of □ indicate that no other alternatives are available.

HOW TO BUILD A MODEL NUMBER

Ⓐ Select basic model.

Ⓑ Select non-contrast or fabric contrast 1.
Refer to **ki.com/fabrics**

Ⓒ Select fabric contrast 2.
Refer to **ki.com/fabrics**

Ⓓ Select Heat and Massage option.
- **NHM** - No Heat and Massage
- **WHM** - With Heat and Massage; add $1466

Ⓔ Select USB Power option.
- **NUSB** - No USB Power
- **WUSB** - With USB Power; add $280

Only available if Heat and Massage option is selected.

Ⓕ Select I.V. pole (facing).
- **NS** - No pole
- **LRFIV** - Left facing rear; add $415
- **RFFIV** - Right facing front; add $415
- **RRFIV** - Right facing rear; add $415

If optional magazine pouch is specified, only Left-facing-rear (LRFIV) or No pole (NS) can be specified.

Ⓖ Select catheter bag attachment hook (facing).
- **NCA** - No catheter attachment
- **LRCA** - Left facing rear; add $70
- **RFCA** - Right facing front; add $70
- **RRCA** - Right facing rear; add $70

If optional I.V. pole is specified, catheter attachment can not be specified in the same location.

Ⓗ Select magazine pouch.
- **NMR** - No magazine pouch
- **RFP** - Right side pouch (requires add'l fabric; matches arm); add $263

Ⓘ Select arm option.
- **WAC** - Wood armcaps (pair)
- **PAC** - Black poly (pair); add $238
- **SAC** - Solid surface; add $1006

Solid surface armcap color is always Corian™ glacier white.

Ⓙ Select wingback.
- **NWB** - No wingback
- **WWB** - With wingback (requires add'l fabric); add $993

Wingback fabric will match back fabric selection.

Ⓚ Select wood finish color.*
Pick only if product has wood armcaps.
Refer to the **Product Color Options** page in this price list.
*For Kensington Maple add upcharge.

Ⓛ Select veneer color.
Refer to the **Product Color Options** page in this price list.

INFORMATION

Moisture Barrier
Moisture barrier is applied underneath the fabric cover as a means of protecting the foam.

Kensington Maple Upcharge
Kensington Maple requires extended leadtimes.
Model
Affina II Recliner $32

C.O.M. Requirements
C.O.M. yardage requirements listed above are based on plain goods 54" wide. If less than 54" wide or fabrics requiring matching (stripes, plaids, prints, large patterns), additional yardage will be needed. Consult C.O.M. matrix on the Ordering C.O.M. and C.O.L. page for addtional yardage needed. For C.O.M. fabric sent to KI-High Point on multiple rolls, add an additional yard of fabric per roll to the yardage requirements.

C.O.L. Requirements
Figure 18 sq. ft. of leather (C.O.L.) for each yard shown (i.e., 4.75 x 18 = 85.5 sq. ft.).

Contrasting Upholstery
When contrasting fabric is chosen, price at highest in-grade.

Minimum Fabric/Leather Quantity
Minimum order for fabric is 1 yard. Minimum order for leather is 1 hide (approximately 50 sq. ft).

SPECIAL SERVICES

Special Carton Marking

With specially marked information	N/C

Shipping
Ships **assembled, FOB High Point, NC 27263, freight prepaid.** Freight class 250.

Specifications and prices are subject to change without prior notice.

Affina® II
Bariatric Recliner

Affina® II
Bariatric Recliner

	Features	MODEL NUMBER Basic Model	Non-Cont or Fabric Cont 1	Fabric Cont 2	Heat/ Mass Option	USB Power	I.V. Pole	Cath Attach-ment	Mag Pch.	Arm Cap	Wing back	Wood Finish	Ven. Color	Approx. Packaged Weight	Grade C.O.M.	Grade C	Grade D	Grade E & C.O.L.	Grade F	Grade G	Grade H	Grade I	Grade J	Grade K	Grade L Leather	Grade M Leather	Moisture Barrier add to list price
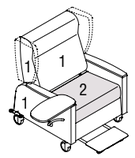 AFRL2 **Recliner w/ Left Facing Veneer Top Articulating Tablet** • Non-contrast C.O.M = 6.5 yd • 1 = Back, arms and footrest (Fabric Contrast 1) C.O.M. = 5.5 yd • 2 = Seat (Fabric Contrast 2) C.O.M. = 1.25 yd • Optional wings (Fabric Contrast 1) C.O.M. = 1.5 yd • Optional magazine pouch (Fabric Contrast 1) C.O.M. = .5 yd	Non-contrast	ARIIBAR/NC/LFRT/VT	☐☐		☐☐	☐☐	☐☐	☐☐	☐☐	☐☐	☐☐	☐☐	☐☐	210.0#	$ 7629	$ 7927	$ 8013	$ 8111	$ 8175	$ 8306	$ 8432	$ 8595	$ 8916	$ 9237	$ 9558	$ 10203	$ 191
	Contrast	ARIIBAR/FC/LFRT/VT	☐☐	☐☐	☐☐	☐☐	☐☐	☐☐	☐☐	☐☐	☐☐	☐☐	☐☐	210.0#	7740	8037	8125	8221	8286	8417	8546	8706	9026	9347	9669	10312	191
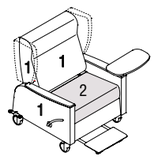 AFRL2 **Recliner w/ Right Facing Veneer Top Articulating Tablet** • Non-contrast C.O.M = 6.5 yd • 1 = Back, arms and footrest (Fabric Contrast 1) C.O.M. = 5.5 yd • 2 = Seat (Fabric Contrast 2) C.O.M. = 1.25 yd • Optional wings (Fabric Contrast 1) C.O.M. = 1.5 yd • Optional magazine pouch (Fabric Contrast 1) C.O.M. = .5 yd	Non-contrast	ARIIBAR/NC/RFRT/VT	☐☐		☐☐	☐☐	☐☐	☐☐	☐☐	☐☐	☐☐	☐☐	☐☐	210.0#	$ 7629	$ 7927	$ 8013	$ 8111	$ 8175	$ 8306	$ 8432	$ 8595	$ 8916	$ 9237	$ 9558	$ 10203	$ 191
	Contrast	ARIIBAR/FC/RFRT/VT	☐☐	☐☐	☐☐	☐☐	☐☐	☐☐	☐☐	☐☐	☐☐	☐☐	☐☐	210.0#	7740	8037	8125	8221	8286	8417	8546	8706	9026	9347	9669	10312	191
		Ⓐ		Ⓑ	Ⓒ	Ⓓ	Ⓔ	Ⓕ	Ⓖ	Ⓗ	Ⓘ	Ⓙ	Ⓚ	Ⓛ													

HOW TO ORDER

Indicate the following information on order form:
1. Quantity of each item.
2. Model number, including options. See "How To Build a Model Number".
3. Any special service required.

Note: • The ☐ indicates that a choice is required.
- The absence of the ☐ indicates that no choice is required.
- Alpha-numeric characters in place of ☐ indicate that no other alternatives are available.

HOW TO BUILD A MODEL NUMBER

Ⓐ Select basic model.

Ⓑ Select non-contrast or fabric contrast 1.
Refer to **ki.com/fabrics**

Ⓒ Select fabric contrast 2.
Refer to **ki.com/fabrics**

Ⓓ Select Heat and Massage option.

NHM	- No Heat and Massage
WHM	- With Heat and Massage; add $1466

Ⓔ Select USB Power option.

NUSB	- No USB Power
WUSB	- With USB Power; add $280

Only available if Heat and Massage option is selected.

Ⓕ Select I.V. pole (facing).

NS	- No pole
LRFIV	- Left facing rear; add $415
RFFIV	- Right facing front; add $415
RRFIV	- Right facing rear; add $415

If optional magazine pouch is specified, only Left-facing-rear (LRFIV) or No pole (NS) can be specified.

Ⓖ Select catheter bag attachment hook (facing).

NCA	- No catheter attachment
LRCA	- Left facing rear; add $70
RFCA	- Right facing front; add $70
RRCA	- Right facing rear; add $70

If optional I.V. pole is specified, catheter attachment can not be specified in the same location.

Ⓗ Select magazine pouch.

NMR	- No magazine pouch
RFP	- Right side pouch (requires add'l fabric; matches arm); add $263

Ⓘ Select arm option.

WAC	- Wood armcaps (pair)
PAC	- Black poly (pair); add $238
SAC	- Solid surface; add $1006

Solid surface armcap color is always Corian™ glacier white.

Ⓙ Select wingback.

NWB	- No wingback
WWB	- With wingback (requires add'l fabric); add $993

Wingback fabric will match back fabric selection.

Ⓚ Select wood finish color.*
Pick only if product has wood armcaps.
Refer to the **Product Color Options** page in this price list.
*For Kensington Maple add upcharge.

Ⓛ Select veneer color.
Refer to the **Product Color Options** page in this price list.

INFORMATION

Moisture Barrier
Moisture barrier is applied underneath the fabric cover as a means of protecting the foam.

Kensington Maple Upcharge
Kensington Maple requires extended leadtimes.

Model	
Affina II Recliner	$32

C.O.M. Requirements
C.O.M. yardage requirements listed above are based on plain goods 54" wide. If less than 54" wide or fabrics requiring matching (stripes, plaids, prints, large patterns), additional yardage will be needed. Consult C.O.M. matrix on the Ordering C.O.M. and C.O.L. page for addtional yardage needed. For C.O.M. fabric sent to KI-High Point on multiple rolls, add an additional yard of fabric per roll to the yardage requirements.

C.O.L. Requirements
Figure 18 sq. ft. of leather (C.O.L.) for each yard shown (i.e., 4.75 x 18 = 85.5 sq. ft.).

Contrasting Upholstery
When contrasting fabric is chosen, price at highest in-grade.

Minimum Fabric/Leather Quantity
Minimum order for fabric is 1 yard. Minimum order for leather is 1 hide (approximately 50 sq. ft).

SPECIAL SERVICES

Special Carton Marking

With specially marked information	N/C

Shipping
Ships **assembled, FOB High Point, NC 27263, freight prepaid.** Freight class 250.

Specifications and prices are subject to change without prior notice.

1330 Bellevue Street
P.O. Box 8100
Green Bay, WI 54308-8100
800.424.2432
ki.com

KI and Furnishing Knowledge are registered
trademarks of Krueger International, Inc.

© 2020 Krueger International, Inc.
All Rights Reserved.
Code KI-PLW-000228/KI/PDF

Furnishing Knowledge®

ALL TERRAIN®
FILES & STORAGE

PRICE LIST

January 3, 2011

Updated October 3, 2022

800.424.2432

Contents

Refer to KI Terms & Conditions document or visit ki.com.

Contents

Refer to KI Terms & Conditions document or visit ki.com.

All Terrain® Storage
Product Color Options 3

All Terrain® Storage - All Models
General Information 4

All Terrain® Pedestals
General Information 5
Box/File 6
Pencil/Box/File with Retractable Handle 7
Pencil/Box/File with Outriggers 9
Pencil/Box/File 11
File/File (Compact) with Retractable Handle 13
File/File (Compact) with Outriggers 15
File/File (Compact) 17
File/File with Retractable Handle 19
File/File with Outriggers 20
File/File 22
Box/Box/File with Retractable Handle 23
Box/Box/File with Outriggers 25
Box/Box/File 27
Accessories 29
Retrofit Kits 32

All Terrain® Binder Towers
General Information 33
Pencil/Shelf/File with Outriggers 34
Pencil/Shelf/File 35
Shelf/File with Outriggers 36
Shelf/File 37
Shelf/Shelf with Outriggers 38
Shelf/Shelf 39
Accessories 40

All Terrain® Low Height Storage
General Information 43
File/File (Compact) 44
File/File 45
Accessories 47

All Terrain® Storage Towers
General Information 50
39" Single Module Tower 52
39" Double Module Tower 54
39" Single Module Towers with Landing Pads 55
44" Single Module Tower 57
44" Single Module Towers with Landing Pads 60
44" Double Module Towers with Landing Pads 63
48" Double Module Towers 65
54" Double Module Towers 69
66" Double Module Towers 80
66" Triple Module Towers 90
66" Double Module Wardrobes 91
66" Triple Module Wardrobes 94
Accessories 99

All Terrain® AV Towers
General Information 102
66" Towers 103
Accessories 104

All Terrain® Storage
Product Color Options

All Terrain® Storage
Product Color Options

Surface Finish--Laminate

Belair	LBQ
Biltmore Cherry	LBT
Black	LBK
Brighton Walnut	LBW
Canyon Zephyr	LCA
Castle Oak	LCO
Casual Linen	LCU
Cherry Storm	LCX
Classic Linen	LCI
Cloud Zephyr	LCL
Cocobala	LCC
Crisp Linen	LRI
Desert Zephyr	LDZ
Dove Grey	LDG
Fired Steel	LIL
Flax Linen	LXF
Florence Walnut	LFC
Forged Steel	LOL
Friston Ash	LFH
Frosty White	LFW
Graphite Nebula	LGN
Grey	LGE
High Rise	LHE
Hollyberry	LHY
Irish Linen	LIH
Island	LID
Italian Silver Ash	LIT
Kensington Maple	LKM
Lapis Blue	LLB
Markerboard White	LMK
Misted Zephyr	LMR
Monticello Maple	LMT
Nickel Evolv	LNV
North Sea	LNA
Ocean	LON
Pearl Bisque	LPB
Pearl Silver	LPS
Pressed Linen	LPR
River Cherry	LRY
Rugged Linen	LRG
Satin Stainless	LSS
Shadow Zephyr	LSR
Silicon evolv	LSV
Sterling Ash	LAZ
Tailored Linen	LTL
Titanium evolv	LTV
White Nebula	LWL
White Sand	LWN
Windsor Mahogany	LWY

Front Surface Finish--Laminate

Belair	FBQ
Biltmore Cherry	FBT
Black	FBK
Brighton Walnut	FBW
Canyon Zephyr	FCA
Castle Oak	FCO
Casual Linen	FCU
Cherry Storm	FCX
Classic Linen	FCI
Cloud Zephyr	FCL
Cocobala	FCC
Crisp Linen	FRI
Desert Zephyr	FDZ
Dove Grey	FDG
Fired Steel	FIL
Flax Linen	FXF
Florence Walnut	FFC
Forged Steel	FOL
Friston Ash	FFH
Frosty White	FFW
Graphite Nebula	FGN
Grey	FGE
High Rise	FHE
Hollyberry	FHY
Irish Linen	FIH
Island	FID
Italian Silver Ash	FIT
Kensington Maple	FKM
Lapis Blue	FLB
Markerboard White	FMK
Misted Zephyr	FMR
Monticello Maple	FMT
Nickel Evolv	FNV
North Sea	FNA
Ocean	FON
Pearl Bisque	FPB
Pearl Silver	FPS
Pressed Linen	FPR
River Cherry	FRY
Rugged Linen	FRG
Satin Stainless	FSS
Shadow Zephyr	FSR
Silicon Evolv	FSV
Sterling Ash	FAZ
Tailored Linen	FTL
Titanium Evolv	FTV
White Nebula	FWL
White Sand	FWN
Windsor Mahogany	FWY

Unit Paint Color

Black	BL
Blue Grey	GR
Bronze Metallic	ZM
Cayenne	CY
Champagne Metallic	CM
Cool Grey	CG
Cottonwood	CO
Earthen Clay	EY
Espresso Metallic	EX
Everglade Shade	EV
Flannel	FN
Glitz Metallic	GZ
Hazy Jade	HJ
Honey Bee	HY
Light Tone	LG
Mardi Gras	MG
Misty Brown	MY
Nemo	NE
Nordic	ND
Poppy Red	PR
Purple Haze	PH
Rubber Ducky	RK
Sand	SA
Sky Blue	SK
Starlight Silver Metallic	SX
Surf's Up	SP
Twilight Shadow	TI
Ultra Blue	UB
Warm Grey	WG
Zesty Lime	ZL

Edge Color for 74P Edge

Belair	EBQ
Biltmore Cherry	EBT
Black	EBL
Blue Grey	EGR
Brighton Walnut	EBW
Castle Oak	ECO
Cayenne	ECY
Cherry Storm	ECX
Cocobala	ECC
Cool Grey	ECG
Earthen Clay	EEY
Everglade Shade	EEV
Flannel	EFN
Florence Walnut	EFC
Friston Ash	EFH
Frosty White	EFW
Hazy Jade	EHJ
Honey Bee	EHY
Italian Silver Ash	EIT
Kensington Maple	EKM
Light Tone	ELG
Mardi Gras	EMG
Misty Brown	EMY
Monticello Maple	EMT
Multiplex	EMB
Nemo	ENE
Nordic	END
Poppy Red	EPR
Purple Haze	EPH
River Cherry	ERY
Rubber Ducky	ERK
Sand	ESA
Sky Blue	ESK
Sterling Ash	EAZ
Surf's Up	ESP
Twilight Shadow	ETI
Ultra Blue	EUB
Warm Grey	EWG
Windsor Mahogany	EWY
Zesty Lime	EZL

Trim Color - Pedestal Seat Cushion

Black	BL
Blue Grey	GR
Flannel	FN
Sand	SA
Warm Grey	WG

Lock Color

Black	BLL
Satin Chrome	SCL

Finish Cards
View color swatches for items listed within this document.

Paints | **Wood/Veneer** | **Molded Edges** | **Hard Plastics**
Plastics/Poly | **Laminates** | **Edge Styles** | **Glass**

Certain options referenced may not be available on GSA Schedule.

All Terrain® Storage - All Models
General Information

STORAGE

Locks
Locks are standard on all storage units except for certain binder tower units (see binder tower general information). Locks are a high-security double-bit design. One KI break-away key and one standard key are included with each lock. Units are standard with random keys in a range of 200 different numbers (994 key numbers are available to order). Note that units with multiple locks are keyed alike as standard. Specific key combinations are available at no additional charge. This information must be included with the order.

Locks can be master keyed. Please see the accessories sections of this price book for ordering keys. Available keys are:
- Lock Core/Keys - Lock core and 2 keys are used in P-Series lock housings. Indicate in order notes if a specific core number is required.
- Master Key - Single key which opens any P-Series lock.
- Extractor Key - Single key which extracts any P-Series lock core.
- Blank Key - Single uncut P-Series key to be cut as required by locksmith.
- Cut Key - 2 keys for a specific P-Series lock core number as indicated in the order notes.

All locks have removable and interchangeable plugs. This feature provides for on-site custom keying. Units can be supplied with the lock plugs installed or shipped separately. To install or remove lock plugs, a unique key is required. This key is the extractor (core-removal) key and can be found in the storage accessories portions of this price book. Contact customer service to order lock accessories. To order plugs for field installation, specify “lock plugs not installed” on order. Order must specify total quantity of specific key numbered locks.

Example: 30 plugs
3 keyed alike
10 keyed alike
17 keyed alike

Bases
All Terrain pedestals, binder towers, and low height storage units are offered in a choice of 3" dual-wheeled casters (3-1/2" with threaded insert) or 3" glides. These units may be specified with 4 casters (2 locking), 2 casters and 2 glides or 4 glides. Outrigger casters are offered on some models.

All Terrain storage towers and AV towers are offered with larger 4" casters (4-1/2" with threaded insert) or with a plinth base. Plinth base features adjustable glides.

Casters are black with black wheel hubs and are nylon. Plinth base is steel.

Inboard casters or glides shall be mounted to cast aluminum plates.

The optional outriggers shall be cast aluminum. The outriggers are mounted to the bottom of the shell by four 1/4” - 20 machine screws fastened to the weldnuts. The outriggers on peds hold the caster stems at a 5° angle to the floor. This provides more true tracking of the ped when it is being pulled or pushed.

For similar models, inboard mounting plate, outriggers, casters and glides are completely interchangeable to adapt the level of mobility or aesthetic to changing needs. Changing the casters, glides, etc., will not affect the unit’s height.

Finishes
All Terrain storage units have standard detail and finish options, providing the designer with a wide variety of looks. Some of these options include paint colors, laminate fronts, pull designs and optional top styles. See below for information on paint and laminate choices and conditions. See the general information section for the particular storage type for design choices applicable to that product group.

Standard Paint Finishes
All KI storage products are chemically pre-pared prior to painting. This process enhances top coat bonding. Standard topcoat finishes are electrostatically applied powder and /or medium solids ALKYD baking enamel provide a stain- and scratch-resistant surface.

All inside and outside shell and drawer front surfaces are painted with the same specified paint color. Interior components and accessories are Black. Mechanical components are plated. Additional colors are standard and may be available where specifications call for painted surfaces.

Color Match
KI offers the additional option of color matching paint, polypropylene, or wood stain through Product Modification Requests. Contact Customer Service for details.

Nonstock Plastic Laminates
Additional laminates are available but may be subject to additional lead time. Other laminates may be requested through a Product Modification Request. Contact Customer Service for details.

Door Fronts
All Terrain AV towers, modular towers with cupboard modules, and binder towers configured with doors will have hinged doors. All Terrain modular tower cupboard doors utilize 94° concealed hinges. The AV tower and binder tower doors utilize 270° “wrap-around” hinges.
Steel doors are constructed from outer door bodies and inner door liners. The door body is constructed from 20-gauge formed steel. A 3/4” flange is formed on all edges. The pull edge has an additional flange, formed inward to accept the liner. The liner is formed from 20-gauge steel and is spot-and MIG-welded to the door body. The steel door is specified with one of the four pull options (see below). The steel door is standard with a lock.

Laminate doors are constructed from .03 HPL laminate front and back and on the edges. Core material is particleboard. The laminate door is constructed to a finished thickness of 3/4”. The laminate door is specified with one of the three pull options (see below). The laminate door does not accommodate the inset plastic pull. The laminate door is standard with a lock.

Drawer Fronts
All All Terrain storage drawers (except binder tower file drawers) include an over-lapping drawer front (see binder tower specifications). Drawer fronts are screw-mounted to the drawer body.

The steel-front option outer fronts are fabricated to accept the associated plastic or protruding pull options (see below). The front is 20-gauge formed steel with 3/4” flanges on all four sides. Behind the front is welded18-gauge steel mounting strips at both side ends. The laminate front option outer fronts are fabricated to accept the associated protruding pull options (see below). Laminate fronts are 3/4” thick with a particleboard core, .03 HPL laminate front and edge banding and phenolic backing sheet.

Drawer and Door Pulls
All All Terrain storage units are available with steel fronts or laminate fronts with a choice of protruding pulls.

The pulls are made from aluminum or steel and attach to steel or laminate fronts by use of two machine screws. The metric pull is available in an aluminum finish. The bow tie pull is available in a nickel or aluminum finish. The beveled steel pull is available in satin chrome or black.

Tops
All All Terrain storage units (except binder towers) are available in a seamless 20-gauge cold-rolled steel painted top. All storage units are available with a 3/4” thick non-steel directly attached top. Some All Terrain storage units are available with a landing pad top.

Non-Steel Tops
Non-steel directly attached or landing pad tops are 3/4” thick. The laminate tops are constructed from .03 HPL laminate on top and a .03 melamine sheet backer on the bottom. 74P banding is applied to the edges. Core material is particleboard.

Landing Pad Tops
Landing pad tops are non-steel tops that are elevated above a standard steel top. Landing pads are useful for providing additional worksurfaces. The landing pad tops are fixed to the steel tops by four aluminum posts with steel through-bolts. The top surface of a landing pad is flat and smooth with no through-holes or any protrusions.

Installation Information
Complete instructions on the proper installation and use of KI files and storage are provided in each unit shipped.

When applicable, the installation instructions refer to the correct methods of leveling, ganging (lateral files only) and loading.

Counterbalance weights should be installed in all single free-standing lateral files. All Terrain pedestals, binder towers, low height and modular tower units are shipped with factory-installed counter weights as required.

Field Reconfiguration
As needs change, All Terrain storage units can readily be field-changed; however, this process should be undertaken by a qualified service technician.

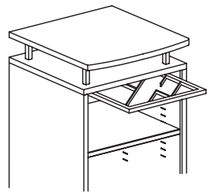

Flat Top

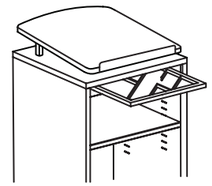

Lectern Top

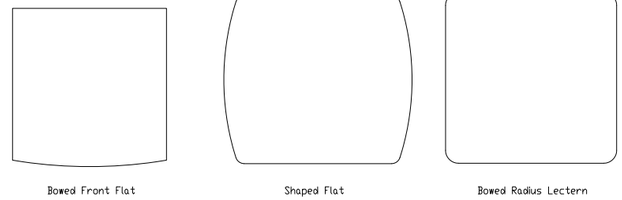

The arc on Bowed Front Flat landing pads always points towards the user.
The arc on the Bowed Radius Lectern landing pads always points away from the user.

UNIT	FAMILY/MODEL	BOWED FRONT FLAT	SHAPED FRONT FLAT	BOWED RADIUS LECTERN
Pedestal	ATPE	X		
Binder Tower	ATBT/PFRLC	X		X
Binder Tower	ATBT/PFLRS		X	X
Binder Tower	ATBT/PFLC	X		
Binder Tower	ATBT/PFLS		X	
Binder Tower	ATBT/FRLC	X		X
Binder Tower	ATBT/FRLS		X	X
Binder Tower	ATBT/FLC	X		
Binder Tower	ATBT/FLS		X	
Binder Tower	ATBT/RLC	X		X
Binder Tower	ATBT/RLS		X	X
Binder Tower	ATBT/LC	X		
Binder Tower	ATBT/LS		X	
Low Height	ASLH	X		
Storage Towers	AS39	X		
Storage Towers	AS44	X		

All Terrain® Pedestals
General Information

PEDESTALS

General Information
See All Terrain General Storage Specifications located within this price book for specification information common to all All Terrain storage products. All Terrain pedestals are available in sizes and drawer combinations to suit any personal storage requirement. Most All Terrain mobile pedestals are designed to fit below worksurfaces. Pedestals with landing pads are designed to supplement worksurface space.Pedestals with ourtriggers are specially designed to provide straight tracking when pushed or pulled but still allow unit movement in all directions. Pedestals with retractable handles provide the highest level of ergonomic mobility and allow pushing as well as pulling the unit.

Mobility
All Terrain pedestals are available in 3 levels of mobility. All pedestals come standard with large 3" twin-wheel swiveling casters. The optional caster outriggers provide straight tracking of the units when pushed or pulled. The optional retractable handle provides the highest level of ergonomic mobility by allowing pushing or pulling of the unit from an ergonomically friendly position.

Height
Pedestal height is determined by the drawer configuration and top style. For units with steel tops, there are three unit heights of: 23-11/16", 26-3/4", and 29-13/16" (will not fit under a 29" high worksurface). An optional direct-mounted top adds 3/4" to these heights. Optional landing pad tops on the two shorter box sizes increase the unit height to 29" (to match worksurface height). An optional landing pad top on the largest box size increases unit height to 34-13/32".

Depth and Width
All pedestals are 15" wide and are available in two standard depths: 17-5/8" and 21-5/8". Optional outriggers add 3-23/32" to the overall width and depth.

Basic Shell
All Terrain pedestal shell is constructed of components consisting of top, wrapper (sides and back), front and back interior uprights, and bottom reinforcements. The pedestal shell is spot-welded and MIG-weld-ed together.

The top is 20-gauge cold-rolled steel (C.R.S) with 1-1/8" flanges on all four sides. The front face has an additional flange formed inward to provide additional strength. The front 1-1/8" flange has a prepunched hole approximately 2" from the right corner for the lock.

The wrapper is formed 20-gauge C.R.S. The wrapper is formed with 3/4" flanges along the 2 vertical sides. An additional flange is formed inward for additional strength and accepts the upright interior side panels. The upper edges are offset formed to accept the 1-1/8" top flange. The bottom edges are formed with a 3/4" flange to accept the uprights and bottom supports.

The bottom reinforcement is formed 20-gauge C.R.S. with 3/4" flanges on two sides. Two bottom 20-gauge reinforcements are welded inward along the front and back of the bottom of the pedestal shell. The bottom reinforcements are made with eight 1/4 - 20 threaded weldnuts that accept plate-mount or outrigger-mount casters.

The interior uprights are made from formed 20-gauge C.R.S. They are welded on each side of the pedestal at the front and back. The rear edge has 3/4" flange for strength.The front upright assembly is a spot-welded box frame design, in which both front upright members are securely welded to the top reinforcement and the bottom reinforce-ment to provide a strong, square frame. Each corner or joint has a unique bracing design punched from the parent material.This design provides for a double thickness at each corner for maximum strength.

Drawer
Drawers are available in 3" (pencil), 6" (box), 9" (box with hidden extending pencil drawer), 10-1/2" (compact file), and 12" (file) heights.

The drawer back is formed from 22-gauge prepainted C.R.S. with a 30° form along the top edge and is mechanically clenched to the body. Each file drawer has a Z-shaped component welded to the front liner to function as a support for one end of the hanging folders. The other end of the hanging folder is supported by locating the full-height divider in the appropriate slots.

The drawer body is formed from 22-gauge prepainted steel. The upper edges are formed to provide a smooth edge as well as providing full-length reinforcements. The box and file drawers are designed with four rows of slots to accept adjustable dividers. The file drawer size allows for hanging of letter-sized hanging file folders. A second set of punched holes allows mounting of the divider for hanging A4-sized hanging file folders.

NOTE: The 10-1/2" compact file drawer does not contain slots for drawer dividers and cannot hang legal files.

Drawer Suspension
The pencil and box drawers operate on a 3/4" travel, two-section slide assembly constructed from roll-formed precision sections, rolling on hardened steel ball bearings. The file drawers operate on a three-piece suspension assembly that allows for the drawer body to extend clear of the front face of the pedestal. The roll-formed precision sections operate on hardened steel ball bearings. The suspension has a hold-in or retaining device to hold the drawer in a closed position. Slides are a decorative black finish.

Counterbalance
A counterbalance weight is installed in the pedestal to assure stability when the drawers are extended.

Interlock
All 6", 9", 10-1/2" and 12" pedestal drawers are equipped with a unique patented inter-lock safety system which permits only one drawer to be opened at a time. The system is designed to reduce the risk of a stand-alone unit tipping over. To minimize possible damage to the interlock system, activating cams restage. If during servicing or installing more than one opening is extended, these openings can be closed without damage to the interlock components.

Finish
The pedestal shell, drawers, steel doors, out-riggers, and landing pad posts are thoroughly cleaned and subjected to a phosphate etching process before painting. A modified polyester backing enamel is applied to all metal surfaces and baked at 300° for 20 minutes to ensure a durable scratch-resistant finish.

Sizes
Height: 23-11/16", 24-7/16", 26-3/4" 27-1/2", 29", 29-13/16", 30-9/16", and 34-25-32"

Width: 15", 18-1/8"

Depth: 17-5/8", 21-5/8", 21-11/32", and 25-11/32"

Fabric
Fabric will be applied as swatched by the fabric manufacturer. Fabric that is required to be applied differently than is swatched will need a Product Modification Request written specifying the direction the fabric is to be applied.

Door Front/Pull Style

S2
Steel Door
Metric Pull



L2
Laminate Door
Metric Pull



S3, S4
Steel Door
Bow Tie Pull



L3, L4
Laminate Door
Bow Tie Pull



S5, S6
Steel Door
Beveled Pull



PR, PL
Acrylic Door



Drawer Dimensions	20"			24"		
	W	D	H	W	D	H
Hidden Pencil Drawer	12 1/8"	14 5/16"	1 1/2"	12 1/8"	18 5/8"	1 1/2"
3" Drawer	12 1/8"	16 7/32"	2 1/4"	12 1/8"	19 5/16"	2 1/4"
6" Drawer	12 1/8"	16 7/32"	5 5/16"	12 1/8"	19 5/16"	5 5/16"
9" (Comes with Hidden Pencil Drawer Only)	12 1/8"	16 7/32"	6"	12 1/8"	19 5/16"	6"
10 1/2" Drawer	12 1/8"	16 7/32"	9 29/32"	12 1/8"	19 5/16"	9 29/32"
12" Drawer	12 1/8"	16 7/32"	12 1/8"	12 1/8"	19 5/16"	12 1/8"

File Storage Capacity and Configurations		20" Pedestal	24" Pedestal
Letter	front-to-back	• 15 13/16" lineal inch capacity	• 18 7/8" lineal inch capacity
Legal	side-to-side	• 12 lineal inch capacity	• 12 lineal inch capacity plus 3 5/8" of front-to-back letter-size capacity



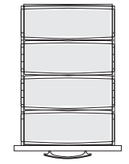



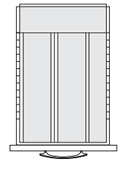

All Terrain® Pedestals
Box/File

KI

All Terrain® Pedestals
Box/File

	W x D x H	MODEL NUMBER Basic Model/ Edge Style	Front Pull Style	Base	Unit Color	Surface Finish	Edge Color	Front Surface Finish	Lock Option	Lock Color	Approx. Packaged Weight	S5 & S6 Steel Front Beveled Pull	S2, S3 & S4 Steel Front Bow Tie or Metric Pull	L2, L3 & L4 Laminate Front Bow Tie or Metric Pull
 ATPE **Steel Top** • One 6" box drawer; one 12" file drawer with hanging folder partition • Beveled pull (S5/S6) shown	15 x 17-5/8 x 23-11/16"	ATPE1520BF	□□	□□□	□□			□□□	□□	□□□	90.0#	$ 1003	$ 1060	$ 1259
	15 x 21-5/8 x 23-11/16"	ATPE1524BF	□□	□□□	□□			□□□	□□	□□□	95.0#	1032	1081	1285
 ATPE **Bowed Front Top** • 3/4" thick bowed front top with 74PTN edge • One 6" box drawer; one 12" file drawer with hanging folder partition • Beveled pull (S5/S6) shown	15 x 17-5/8 x 24-7/16"	ATPE1520BFT-74P	□□	□□□	□□	□□□	□□□	□□□	□□	□□□	100.0#	$ 1192	$ 1245	$ 1446
	15 x 21-5/8 x 24-7/16"	ATPE1524BFT-74P	□□	□□□	□□	□□□	□□□	□□□	□□	□□□	105.0#	1223	1278	1478
 ATPE **Landing Pad - Bowed Front, Flat Top** • 3/4" thick laminate landing pad with 74PTN edge band • One 6" box drawer; one 12" file drawer with hanging folder partition • Beveled pull (S5/S6) shown	15 x 17-5/8 x 29"	ATPE1520BFL-74P	□□	□□□	□□	□□□	□□□	□□□	□□	□□□	100.0#	$ 1240	$ 1294	$ 1493
	15 x 21-5/8 x 29"	ATPE1524BFL-74P	□□	□□□	□□	□□□	□□□	□□□	□□	□□□	105.0#	1275	1324	1527
			Ⓑ	Ⓒ	Ⓓ	Ⓔ	Ⓕ	Ⓖ	Ⓗ	Ⓘ				

HOW TO ORDER

Indicate the following information on order form:
1. Quantity of each item.
2. Model number, including options. See "How To Build a Model Number".
3. Any special service required.

Note: • The □ indicates that a choice is required.
- The absence of the □ indicates that no choice is required.
- Alpha-numeric characters in place of □ indicate that no other alternatives are available.

HOW TO BUILD A MODEL NUMBER

Ⓐ Select basic model/edge style.

74P	- 3/4" laminate top w/74P edge band

Ⓑ Select front/pull style.

S5	- Steel/satin chrome beveled pull
S6	- Steel/black beveled pull
S2	- Steel/aluminum metric
S3	- Steel/aluminum bow tie
S4	- Steel/nickel bow tie
L2	- Laminate/aluminum metric
L3	- Laminate/aluminum bow tie
L4	- Laminate/nickel bow tie

Ⓒ Select base style.

4CW	- 4 black casters (2 locking)
4GB	- 4 black/white glides
4MW	- 2 black casters, 2 black/white glides

Ⓓ Select unit color.
Refer to the **Product Color Options** page in this price list.

Ⓔ Select surface finish.
Refer to the **Product Color Options** page in this price list.
Surface finish offerings are based on edge style selections.

Ⓕ Select edge color.
Refer to the **Product Color Options** page in this price list.
Edge color offerings are based on edge style selections.

Ⓖ Select front surface finish.
Refer to the **Product Color Options** page in this price list.

Ⓗ Select lock option

KS	- Key standard
NLC	- No lock core
KA	- Key alike

Ⓘ Select lock color.
Refer to the **Product Color Options** page in this price list.

FINISH INFORMATION

Additional Laminate Offering
Additional laminates beyond KI standard offering, are available with two weeks extended leadtime. To specify additional laminates, use these designators followed by the supplier's color/pattern code:

Formica - LF/supplier's color pattern code
Nevamar - LN/supplier's color pattern code
Wilsonart - LW/supplier's color pattern code

KI's standard laminate finish is the supplier's recommended finish for that color/pattern.
Note: Nonstandard laminates from these suppliers (example: textured laminates) require a Product Modification Request.
Contact customer service for details.

SPECIAL SERVICES

Special Carton Marking

With specially marked information	N/C

Shipping
Ships **assembled, FOB Pembroke, ON K8A 0E1, freight prepaid.** Freight class 100.

Specifications and prices are subject to change without prior notice.

All Terrain® Pedestals

Pencil/Box/File with Retractable Handle

All Terrain® Pedestals
Pencil/Box/File with Retractable Handle

	W x D x H	MODEL NUMBER Basic Model/ Edge Style	Front Pull Style	Base	Unit Color	Surface Finish	Edge Color	Front Surface Finish	Lock Option	Lock Color	Approx. Packaged Weight	S5 & S6 Steel Front Beveled Pull	S2, S3 & S4 Steel Front Bow Tie or Metric Pull	L2, L3 & L4 Laminate Front Bow Tie or Metric Pull
 ATPE **Steel Front Top** • Outrigger casters only • One 3" pencil drawer; one 6" box drawer; one 12" file drawer with hanging folder partition • Beveled pull (S5/S6) shown	18-1/8 x 21-11/32 x 26-3/4"	ATPE1520PBFHR	☐☐	☐☐☐	☐☐			☐☐☐	☐☐	☐☐☐	100.0#	$ 1666	$ 1742	$ 1966
	18-1/8 x 25-11/32 x 26-3/4"	ATPE1524PBFHR	☐☐	☐☐☐	☐☐			☐☐☐	☐☐	☐☐☐	105.0#	1713	1793	2014
 ATPE **Bowed Front Top** • Outrigger casters only • 3/4" thick bowed front top with 74PTN edge • One 3" pencil drawer; one 6" box drawer; one 12" file drawer with hanging folder partition • Beveled pull (S5/S6) shown	18-1/8 x 21-11/32 x 27-1/2"	ATPE1520PBFHRT-74P	☐☐	☐☐☐	☐☐	☐☐☐	☐☐☐	☐☐☐	☐☐	☐☐☐	110.0#	$ 1857	$ 1932	$ 2156
	18-1/8 x 25-11/32 x 27-1/2"	ATPE1524PBFHRT-74P	☐☐	☐☐☐	☐☐	☐☐☐	☐☐☐	☐☐☐	☐☐	☐☐☐	115.0#	1905	1988	2208

Ⓐ Ⓑ Ⓒ Ⓓ Ⓔ Ⓕ Ⓖ Ⓗ Ⓘ

HOW TO ORDER

Indicate the following information on order form:
1. Quantity of each item.
2. Model number, including options. See "How To Build a Model Number".
3. Any special service required.

Note: • The ☐ indicates that a choice is required.
- The absence of the ☐ indicates that no choice is required.
- Alpha-numeric characters in place of ☐ indicate that no other alternatives are available.

HOW TO BUILD A MODEL NUMBER

Ⓐ Select basic model/edge style.

74P	- 3/4" laminate top w/74P edge band

Ⓑ Select front/pull style.

S5	- Steel/satin chrome beveled pull
S6	- Steel/black beveled pull
S2	- Steel/aluminum metric
S3	- Steel/aluminum bow tie
S4	- Steel/nickel bow tie
L2	- Laminate/aluminum metric
L3	- Laminate/aluminum bow tie
L4	- Laminate/nickel bow tie

Ⓒ Select base style.

4CW	- 4 black casters (2 locking)

Ⓓ Select unit color.
Refer to the **Product Color Options** page in this price list.

Ⓔ Select surface finish.
Refer to the **Product Color Options** page in this price list.
Surface finish offerings are based on edge style selections.

Ⓕ Select edge color.
Refer to the **Product Color Options** page in this price list.
Edge color offerings are based on edge style selections.

Ⓖ Select front surface finish.
Refer to the **Product Color Options** page in this price list.

Ⓗ Select lock option.

KS	- Key standard
NLC	- No lock core
KA	- Key alike

Ⓘ Select lock color.
Refer to the **Product Color Options** page in this price list.

FINISH INFORMATION

Additional Laminate Offering

Additional laminates beyond KI standard offering, are available with two weeks extended leadtime. To specify additional laminates, use these designators followed by the supplier's color/pattern code:

Formica - LF/supplier's color pattern code
Nevamar - LN/supplier's color pattern code
Wilsonart - LW/supplier's color pattern code

KI's standard laminate finish is the supplier's recommended finish for that color/pattern.
Note: Nonstandard laminates from these suppliers (example: textured laminates) require a Product Modification Request.
Contact customer service for details.

SPECIAL SERVICES

Special Carton Marking

With specially marked information	N/C

Shipping

Ships **assembled, FOB Pembroke, ON K8A 0E1, freight prepaid.** Freight class 100.

Specifications and prices are subject to change without prior notice.

All Terrain® Pedestals

Pencil/Box/File with Retractable Handle

All Terrain® Pedestals

Pencil/Box/File with Retractable Handle



ATPE

Landing Pad - Bowed Front, Flat Top

- Outrigger casters only
- 3/4" thick landing pad with 74PTN edge creates open space of 1-9/32" high
- One 3" pencil drawer; one 6" box drawer; one 12" file drawer with hanging folder partition
- Beveled pull (S5/S6) shown

	MODEL NUMBER												
W x D x H	Basic Model/ Edge Style	Front Pull Style	Base	Unit Color	Surface Finish	Edge Color	Front Surface Finish	Lock Option	Lock Color	Approx. Packaged Weight	S5 & S6 Steel Front Beveled Pull	S2, S3 & S4 Steel Front Bow Tie or Metric Pull	L2, L3 & L4 Laminate Front Bow Tie or Metric Pull
18-1/8 x 21-11/32 x 29"	ATPE1520PBFHRL-74P	□□	□□□	□□	□□□	□□□	□□□	□□	□□□	110.0#	$ 1888	$ 1972	$ 2193
18-1/8 x 25-11/32 x 29"	ATPE1524PBFHRL-74P	□□	□□□	□□	□□□	□□□	□□□	□□	□□□	115.0#	1940	2024	2244
		Ⓑ	Ⓒ	Ⓓ	Ⓔ	Ⓕ	Ⓖ	Ⓗ	Ⓘ				

HOW TO ORDER

Indicate the following information on order form:
1. Quantity of each item.
2. Model number, including options. See "How To Build a Model Number".
3. Any special service required.

Note: • The □ indicates that a choice is required.
- The absence of the □ indicates that no choice is required.
- Alpha-numeric characters in place of □ indicate that no other alternatives are available.

HOW TO BUILD A MODEL NUMBER

Ⓐ Select basic model/edge style.

74P	- 3/4" laminate top w/74P edge band

Ⓑ Select front/pull style.

S5	- Steel/satin chrome beveled pull
S6	- Steel/black beveled pull
S2	- Steel/aluminum metric
S3	- Steel/aluminum bow tie
S4	- Steel/nickel bow tie
L2	- Laminate/aluminum metric
L3	- Laminate/aluminum bow tie
L4	- Laminate/nickel bow tie

Ⓒ Select base style.

4CW	- 4 black casters (2 locking)

Ⓓ Select unit color.
Refer to the **Product Color Options** page in this price list.

Ⓔ Select surface finish.
Refer to the **Product Color Options** page in this price list.
Surface finish offerings are based on edge style selections.

Ⓕ Select edge color.
Refer to the **Product Color Options** page in this price list.
Edge color offerings are based on edge style selections.

Ⓖ Select front surface finish.
Refer to the **Product Color Options** page in this price list.

Ⓗ Select lock option.

KS	- Key standard
NLC	- No lock core
KA	- Key alike

Ⓘ Select lock color.
Refer to the **Product Color Options** page in this price list.

FINISH INFORMATION

Additional Laminate Offering

Additional laminates beyond KI standard offering, are available with two weeks extended leadtime. To specify additional laminates, use these designators followed by the supplier's color/pattern code:

Formica - LF/supplier's color pattern code
Nevamar - LN/supplier's color pattern code
Wilsonart - LW/supplier's color pattern code

KI's standard laminate finish is the supplier's recommended finish for that color/pattern.
Note: Nonstandard laminates from these suppliers (example: textured laminates) require a Product Modification Request.
Contact customer service for details.

SPECIAL SERVICES

Special Carton Marking

With specially marked information	N/C

Shipping

Ships **assembled, FOB Pembroke, ON K8A 0E1, freight prepaid.** Freight class 100.

Specifications and prices are subject to change without prior notice.

All Terrain® Pedestals
Pencil/Box/File with Outriggers

All Terrain® Pedestals
Pencil/Box/File with Outriggers

	W x D x H	MODEL NUMBER Basic Model/ Edge Style	Front Pull Style	Base	Unit Color	Surface Finish	Edge Color	Front Surface Finish	Lock Option	Lock Color	Approx. Packaged Weight	S5 & S6 Steel Front Beveled Pull	S2, S3 & S4 Steel Front Bow Tie or Metric Pull	L2, L3 & L4 Laminate Front Bow Tie or Metric Pull
	18-1/8 x 21-11/32 x 26-3/4"	ATPE1520PBFR	□□	□□□	□□			□□□	□□	□□□	95.0#	$ 1323	$ 1407	$ 1627
	18-1/8 x 25-11/32 x 26-3/4"	ATPE1524PBFR	□□	□□□	□□			□□□	□□	□□□	100.0#	1356	1438	1658
ATPE **Steel Top** • Outrigger casters only • One 3" pencil drawer; one 6" box drawer; one 12" file drawer with hanging folder partition • Beveled pull (S5/S6) shown														
	18-1/8 x 21-11/32 x 27-1/2"	ATPE1520PBFRT-74P	□□	□□□	□□	□□□	□□□	□□□	□□	□□□	105.0#	$ 1510	$ 1593	$ 1815
	18-1/8 x 25-11/32 x 27-1/2"	ATPE1524PBFRT-74P	□□	□□□	□□	□□□	□□□	□□□	□□	□□□	110.0#	1555	1633	1858
ATPE **Bowed Front Top** • Outrigger casters only • 3/4" thick bowed front top with 74PTN edge • One 3" pencil drawer; one 6" box drawer; one 12" file drawer with hanging folder partition • Beveled pull (S5/S6) shown														

Ⓐ Ⓑ Ⓒ Ⓓ Ⓔ Ⓕ Ⓖ Ⓗ Ⓘ

HOW TO ORDER

Indicate the following information on order form:
1. Quantity of each item.
2. Model number, including options. See "How To Build a Model Number".
3. Any special service required.

Note: • The □ indicates that a choice is required.
• The absence of the □ indicates that no choice is required.
• Alpha-numeric characters in place of □ indicate that no other alternatives are available.

HOW TO BUILD A MODEL NUMBER

Ⓐ Select basic model/edge style.

74P	- 3/4" laminate top w/74P edge band

Ⓑ Select front/pull style.

S5	- Steel/satin chrome beveled pull
S6	- Steel/black beveled pull
S2	- Steel/aluminum metric
S3	- Steel/aluminum bow tie
S4	- Steel/nickel bow tie
L2	- Laminate/aluminum metric
L3	- Laminate/aluminum bow tie
L4	- Laminate/nickel bow tie

Ⓒ Select base style.

4CW	- 4 black casters (2 locking)
4GB	- 4 black/white glides
4MW	- 2 black casters, 2 black/white glides

Ⓓ Select unit color.
Refer to the **Product Color Options** page in this price list.

Ⓔ Select surface finish.
Refer to the **Product Color Options** page in this price list.
Surface finish offerings are based on edge style selections.

Ⓕ Select edge color.
Refer to the **Product Color Options** page in this price list.
Edge color offerings are based on edge style selections.

Ⓖ Select front surface finish.
Refer to the **Product Color Options** page in this price list.

Ⓗ Select lock option.

KS	- Key standard
NLC	- No lock core
KA	- Key alike

Ⓘ Select lock color.
Refer to the **Product Color Options** page in this price list.

FINISH INFORMATION

Additional Laminate Offering
Additional laminates beyond KI standard offering, are available with two weeks extended leadtime. To specify additional laminates, use these designators followed by the supplier's color/pattern code:

Formica - LF/supplier's color pattern code
Nevamar - LN/supplier's color pattern code
Wilsonart - LW/supplier's color pattern code

KI's standard laminate finish is the supplier's recommended finish for that color/pattern.
Note: Nonstandard laminates from these suppliers (example: textured laminates) require a Product Modification Request.
Contact customer service for details.

SPECIAL SERVICES

Special Carton Marking

With specially marked information	N/C

Shipping
Ships **assembled, FOB Pembroke, ON K8A 0E1, freight prepaid.** Freight class 100.

Specifications and prices are subject to change without prior notice.

All Terrain® Pedestals
Pencil/Box/File with Outriggers

All Terrain® Pedestals
Pencil/Box/File with Outriggers



ATPE

Landing Pad - Bowed Front, Flat Top

- Outrigger casters or glides
- 3/4" thick landing pad with 74PTN edge creates open space of 1-9/32" high
- One 3" pencil drawer; one 6" box drawer; one 12" file drawer with hanging folder partition
- Beveled pull (S5/S6) shown

	MODEL NUMBER												
W x D x H	Basic Model/ Edge Style	Front Pull Style	Base	Unit Color	Surface Finish	Edge Color	Front Surface Finish	Lock Option	Lock Color	Approx. Packaged Weight	S5 & S6 Steel Front Beveled Pull	S2, S3 & S4 Steel Front Bow Tie or Metric Pull	L2, L3 & L4 Laminate Front Bow Tie or Metric Pull
		Ⓐ	Ⓑ	Ⓒ	Ⓓ	Ⓔ	Ⓕ	Ⓖ	Ⓗ	Ⓘ			
18-1/8 x 21-11/32 x 29"	ATPE1520PBFRL-74P	□□	□□□	□□	□□□	□□□	□□□	□□	□□□	105.0#	$ 1555	$ 1633	$ 1858
18-1/8 x 25-11/32 x 29"	ATPE1524PBFRL-74P	□□	□□□	□□	□□□	□□□	□□□	□□	□□□	110.0#	1587	1671	1888

Note: • The □ indicates that a choice is required.
• The absence of the □ indicates that no choice is required.
• Alpha-numeric characters in place of □ indicate that no other alternatives are available.

HOW TO ORDER

Indicate the following information on order form:
1. Quantity of each item.
2. Model number, including options. See "How To Build a Model Number".
3. Any special service required.

HOW TO BUILD A MODEL NUMBER

Ⓐ Select basic model/edge style.

74P	- 3/4" laminate top w/74P edge band

Ⓑ Select front/pull style.

S5	- Steel/satin chrome beveled pull
S6	- Steel/black beveled pull
S2	- Steel/aluminum metric
S3	- Steel/aluminum bow tie
S4	- Steel/nickel bow tie
L2	- Laminate/aluminum metric
L3	- Laminate/aluminum bow tie
L4	- Laminate/nickel bow tie

Ⓒ Select base style.

4CW	- 4 black casters (2 locking)
4GB	- 4 black/white glides
4MW	- 2 black casters, 2 black/white glides

Ⓓ Select unit color.
Refer to the **Product Color Options** page in this price list.

Ⓔ Select surface finish.
Refer to the **Product Color Options** page in this price list.
Surface finish offerings are based on edge style selections.

Ⓕ Select edge color.
Refer to the **Product Color Options** page in this price list.
Edge color offerings are based on edge style selections.

Ⓖ Select front surface finish.
Refer to the **Product Color Options** page in this price list.

Ⓗ Select lock option.

KS	- Key standard
NLC	- No lock core
KA	- Key alike

Ⓘ Select lock color.
Refer to the **Product Color Options** page in this price list.

FINISH INFORMATION

Additional Laminate Offering
Additional laminates beyond KI standard offering, are available with two weeks extended leadtime. To specify additional laminates, use these designators followed by the supplier's color/pattern code:

Formica - LF/supplier's color pattern code
Nevamar - LN/supplier's color pattern code
Wilsonart - LW/supplier's color pattern code

KI's standard laminate finish is the supplier's recommended finish for that color/pattern.
Note: Nonstandard laminates from these suppliers (example: textured laminates) require a Product Modification Request.
Contact customer service for details.

SPECIAL SERVICES

Special Carton Marking

With specially marked information	N/C

Shipping
Ships **assembled, FOB Pembroke, ON K8A 0E1, freight prepaid.** Freight class 100.

Specifications and prices are subject to change without prior notice.

All Terrain® Pedestals
Pencil/Box/File

All Terrain® Pedestals
Pencil/Box/File

	W x D x H	MODEL NUMBER Basic Model/ Edge Style	Front Pull Style	Base	Unit Color	Surface Finish	Edge Color	Front Surface Finish	Lock Option	Lock Color	Approx. Packaged Weight	S5 & S6 Steel Front Beveled Pull	S2, S3 & S4 Steel Front Bow Tie or Metric Pull	L2, L3 & L4 Laminate Front Bow Tie or Metric Pull
	15 x 17-5/8 x 26-3/4"	ATPE1520PBF	☐☐	☐☐☐	☐☐			☐☐☐	☐☐	☐☐☐	95.0#	$ 1179	$ 1259	$ 1479
	15 x 21-5/8 x 26-3/4"	ATPE1524PBF	☐☐	☐☐☐	☐☐			☐☐☐	☐☐	☐☐☐	100.0#	1210	1290	1510
ATPE **Steel Top** • One 3" pencil drawer; one 6" box drawer; one 12" file drawer with hanging folder partition • Beveled pull (S5/S6) shown														
	15 x 17-5/8 x 27-1/2"	ATPE1520PBFT-74P	☐☐	☐☐☐	☐☐	☐☐☐	☐☐☐	☐☐☐	☐☐	☐☐☐	105.0#	$ 1367	$ 1448	$ 1671
	15 x 21-5/8 x 27-1/2"	ATPE1524PBFT-74P	☐☐	☐☐☐	☐☐	☐☐☐	☐☐☐	☐☐☐	☐☐	☐☐☐	110.0#	1406	1486	1711
ATPE **Bowed Front Top** • 3/4" thick bowed front top with 74PTN edge • One 3" pencil drawer; one 6" box drawer; one 12" file drawer with hanging folder partition • Beveled pull (S5/S6) shown														

Ⓐ Ⓑ Ⓒ Ⓓ Ⓔ Ⓕ Ⓖ Ⓗ Ⓘ

HOW TO ORDER

Indicate the following information on order form:
1. Quantity of each item.
2. Model number, including options. See "How To Build a Model Number".
3. Any special service required.

Note: • The ☐ indicates that a choice is required.
- The absence of the ☐ indicates that no choice is required.
- Alpha-numeric characters in place of ☐ indicate that no other alternatives are available.

HOW TO BUILD A MODEL NUMBER

Ⓐ Select basic model/edge style.

74P	- 3/4" laminate top w/74P edge band

Ⓑ Select front/pull style.

S5	- Steel/satin chrome beveled pull
S6	- Steel/black beveled pull
S2	- Steel/aluminum metric
S3	- Steel/aluminum bow tie
S4	- Steel/nickel bow tie
L2	- Laminate/aluminum metric
L3	- Laminate/aluminum bow tie
L4	- Laminate/nickel bow tie

Ⓒ Select base style.

4CW	- 4 black casters (2 locking)
4GB	- 4 black/white glides
4MW	- 2 black casters, 2 black/white glides

Ⓓ Select unit color.
Refer to the **Product Color Options** page in this price list.

Ⓔ Select surface finish.
Refer to the **Product Color Options** page in this price list.
Surface finish offerings are based on edge style selections.

Ⓕ Select edge color.
Refer to the **Product Color Options** page in this price list.
Edge color offerings are based on edge style selections.

Ⓖ Select front surface finish.
Refer to the **Product Color Options** page in this price list.

Ⓗ Select lock option.

KS	- Key standard
NLC	- No lock core
KA	- Key alike

Ⓘ Select lock color.
Refer to the **Product Color Options** page in this price list.

FINISH INFORMATION

Additional Laminate Offering
Additional laminates beyond KI standard offering, are available with two weeks extended leadtime. To specify additional laminates, use these designators followed by the supplier's color/pattern code:

Formica - LF/supplier's color pattern code
Nevamar - LN/supplier's color pattern code
Wilsonart - LW/supplier's color pattern code

KI's standard laminate finish is the supplier's recommended finish for that color/pattern.
Note: Nonstandard laminates from these suppliers (example: textured laminates) require a Product Modification Request.
Contact customer service for details.

SPECIAL SERVICES

Special Carton Marking

With specially marked information	N/C

Shipping
Ships **assembled, FOB Pembroke, ON K8A 0E1, freight prepaid.** Freight class 100.

Specifications and prices are subject to change without prior notice.

All Terrain® Pedestals
Pencil/Box/File

All Terrain® Pedestals
Pencil/Box/File

	W x D x H	MODEL NUMBER Basic Model/ Edge Style	Front Pull Style	Base	Unit Color	Surface Finish	Edge Color	Front Surface Finish	Lock Option	Lock Color	Approx. Packaged Weight	S5 & S6 Steel Front Beveled Pull	S2, S3 & S4 Steel Front Bow Tie or Metric Pull	L2, L3 & L4 Laminate Front Bow Tie or Metric Pull
	15 x 17-5/8 x 29”	ATPE1520PBFL-74P	□□	□□□	□□	□□□	□□□	□□□	□□	□□□	105.0#	$ 1406	$ 1486	$ 1711
	15 x 21-5/8 x 29”	ATPE1524PBFL-74P	□□	□□□	□□	□□□	□□□	□□□	□□	□□□	110.0#	1442	1527	1742
			Ⓑ	Ⓒ	Ⓓ	Ⓔ	Ⓕ	Ⓖ	Ⓗ	Ⓘ				



ATPE

Landing Pad - Bowed Front, Flat Top

- 3/4” thick landing pad with 74PTN edge creates open space of 1-9/32” high
- One 3” pencil drawer; one 6” box drawer; one 12” file drawer with hanging folder partition
- Beveled pull (S5/S6) shown

HOW TO ORDER

Indicate the following information on order form:
1. Quantity of each item.
2. Model number, including options. See “How To Build a Model Number”.
3. Any special service required.

Note: • The □ indicates that a choice is required.
- The absence of the □ indicates that no choice is required.
- Alpha-numeric characters in place of □ indicate that no other alternatives are available.

HOW TO BUILD A MODEL NUMBER

Ⓐ Select basic model/edge style.

74P	- 3/4” laminate top w/74P edge band

Ⓑ Select front/pull style.

S5	- Steel/satin chrome beveled pull
S6	- Steel/black beveled pull
S2	- Steel/aluminum metric
S3	- Steel/aluminum bow tie
S4	- Steel/nickel bow tie
L2	- Laminate/aluminum metric
L3	- Laminate/aluminum bow tie
L4	- Laminate/nickel bow tie

Ⓒ Select base style.

4CW	- 4 black casters (2 locking)
4GB	- 4 black/white glides
4MW	- 2 black casters, 2 black/white glides

Ⓓ Select unit color.
Refer to the **Product Color Options** page in this price list.

Ⓔ Select surface finish.
Refer to the **Product Color Options** page in this price list.
Surface finish offerings are based on edge style selections.

Ⓕ Select edge color.
Refer to the **Product Color Options** page in this price list.
Edge color offerings are based on edge style selections.

Ⓖ Select front surface finish.
Refer to the **Product Color Options** page in this price list.

Ⓗ Select lock option.

KS	- Key standard
NLC	- No lock core
KA	- Key alike

Ⓘ Select lock color.
Refer to the **Product Color Options** page in this price list.

FINISH INFORMATION

Additional Laminate Offering
Additional laminates beyond KI standard offering, are available with two weeks extended leadtime. To specify additional laminates, use these designators followed by the supplier’s color/pattern code:

Formica - LF/supplier’s color pattern code
Nevamar - LN/supplier’s color pattern code
Wilsonart - LW/supplier’s color pattern code

KI’s standard laminate finish is the supplier’s recommended finish for that color/pattern.
Note: Nonstandard laminates from these suppliers (example: textured laminates) require a Product Modification Request.
Contact customer service for details.

SPECIAL SERVICES

Special Carton Marking

With specially marked information	N/C

Shipping
Ships **assembled, FOB Pembroke, ON K8A 0E1, freight prepaid.** Freight class 100.

Specifications and prices are subject to change without prior notice.

All Terrain® Pedestals
File/File (Compact) with Retractable Handle

All Terrain® Pedestals
File/File (Compact) with Retractable Handle

	W x D x H	MODEL NUMBER Basic Model/ Edge Style	Front Pull Style	Base	Unit Color	Surface Finish	Edge Color	Front Surface Finish	Lock Option	Lock Color	Approx. Packaged Weight	S5 & S6 Steel Front Beveled Pull	S2, S3 & S4 Steel Front Bow Tie or Metric Pull	L2, L3 & L4 Laminate Front Bow Tie or Metric Pull
	18-1/8 x 21-11/32 x 26-3/4”	ATPE1520YYHR	□□	□□□	□□			□□□	□□	□□□	100.0#	$ 1565	$ 1618	$ 1861
	18-1/8 x 25-11/32 x 26-3/4”	ATPE1524YYHR	□□	□□□	□□			□□□	□□	□□□	105.0#	1603	1657	1898
ATPE **Steel Top** • Outrigger casters only • Two 10-1/2” file drawers withhanging folder partition • Beveled pull (S5/S6) shown														
	18-1/8 x 21-11/32 x 27-1/2”	ATPE1520YYHRT-74P	□□	□□□	□□	□□□	□□□	□□□	□□	□□□	110.0#	$ 1752	$ 1807	$ 2048
	18-1/8 x 25-11/32 x 27-1/2”	ATPE1524YYHRT-74P	□□	□□□	□□	□□□	□□□	□□□	□□	□□□	115.0#	1794	1853	2095
ATPE **Bowed Front Top** • Outrigger casters only • 3/4” thick bowed front top with 74PTN edge • Two 10-1/2” file drawers with hanging folder partition • Beveled pull (S5/S6) shown														

Ⓐ Ⓑ Ⓒ Ⓓ Ⓔ Ⓕ Ⓖ Ⓗ Ⓘ

HOW TO ORDER

Indicate the following information on order form:
1. Quantity of each item.
2. Model number, including options. See “How To Build a Model Number”.
3. Any special service required.

Note: • The □ indicates that a choice is required.
- The absence of the □ indicates that no choice is required.
- Alpha-numeric characters in place of □ indicate that no other alternatives are available.

HOW TO BUILD A MODEL NUMBER

Ⓐ Select basic model/edge style.

74P	- 3/4” laminate top w/74P edge band

Ⓑ Select front/pull style.

S5	- Steel/satin chrome beveled pull
S6	- Steel/black beveled pull
S2	- Steel/aluminum metric
S3	- Steel/aluminum bow tie
S4	- Steel/nickel bow tie
L2	- Laminate/aluminum metric
L3	- Laminate/aluminum bow tie
L4	- Laminate/nickel bow tie

Ⓒ Select base style.

4CW	- 4 black casters (2 locking)

Ⓓ Select unit color.
Refer to the **Product Color Options** page in this price list.

Ⓔ Select surface finish.
Refer to the **Product Color Options** page in this price list.
Surface finish offerings are based on edge style selections.

Ⓕ Select edge color.
Refer to the **Product Color Options** page in this price list.
Edge color offerings are based on edge style selections.

Ⓖ Select front surface finish.
Refer to the **Product Color Options** page in this price list.

Ⓗ Select lock option.

KS	- Key standard
NLC	- No lock core
KA	- Key alike

Ⓘ Select lock color.
Refer to the **Product Color Options** page in this price list.

FINISH INFORMATION

Additional Laminate Offering
Additional laminates beyond KI standard offering, are available with two weeks extended leadtime.
To specify additional laminates, use these designators followed by the supplier’s color/pattern code:

Formica - LF/supplier’s color pattern code
Nevamar - LN/supplier’s color pattern code
Wilsonart - LW/supplier’s color pattern code

KI’s standard laminate finish is the supplier’s recommended finish for that color/pattern.
Note: Nonstandard laminates from these suppliers (example: textured laminates) require a Product Modification Request.
Contact customer service for details.

SPECIAL SERVICES

Special Carton Marking

With specially marked information	N/C

Shipping
Ships **assembled, FOB Pembroke, ON K8A 0E1, freight prepaid.** Freight class 100.

Specifications and prices are subject to change without prior notice.

All Terrain® Pedestals
File/File (Compact) with Retractable Handle

All Terrain® Pedestals
File/File (Compact) with Retractable Handle



ATPE

Landing Pad - Bowed Front Flat Top

- Outrigger casters only
- 3/4" thick bowed front top with 74PTN edge creates open space of 1-9/32" high
- Two 10-1/2" file drawers with hanging folder partition
- Beveled pull (S5/S6) shown

	MODEL NUMBER												
W x D x H	Basic Model/ Edge Style	Front Pull Style	Base	Unit Color	Surface Finish	Edge Color	Front Surface Finish	Lock Option	Lock Color	Approx. Packaged Weight	S5 & S6 Steel Front Beveled Pull	S2, S3 & S4 Steel Front Bow Tie or Metric Pull	L2, L3 & L4 Laminate Front Bow Tie or Metric Pull
		Ⓐ	Ⓑ	Ⓒ	Ⓓ	Ⓔ	Ⓕ	Ⓖ	Ⓗ	Ⓘ			
18-1/8 x 21-11/32 x 29"	ATPE1520YYHRL-74P	□□	□□□	□□	□□□	□□□	□□□	□□	□□□	110.0#	$ 1789	$ 1846	$ 2085
18-1/8 x 25-11/32 x 29"	ATPE1524YYHRL-74P	□□	□□□	□□	□□□	□□□	□□□	□□	□□□	115.0#	1834	1886	2129

HOW TO ORDER

Indicate the following information on order form:
1. Quantity of each item.
2. Model number, including options. See "How To Build a Model Number".
3. Any special service required.

Note: • The □ indicates that a choice is required.
- The absence of the □ indicates that no choice is required.
- Alpha-numeric characters in place of □ indicate that no other alternatives are available.

HOW TO BUILD A MODEL NUMBER

Ⓐ Select basic model/edge style.

74P	- 3/4" laminate top w/74P edge band

Ⓑ Select front/pull style.

S5	- Steel/satin chrome beveled pull
S6	- Steel/black beveled pull
S2	- Steel/aluminum metric
S3	- Steel/aluminum bow tie
S4	- Steel/nickel bow tie
L2	- Laminate/aluminum metric
L3	- Laminate/aluminum bow tie
L4	- Laminate/nickel bow tie

Ⓒ Select base style.

4CW	- 4 black casters (2 locking)

Ⓓ Select unit color.
Refer to the **Product Color Options** page in this price list.

Ⓔ Select surface finish.
Refer to the **Product Color Options** page in this price list.
Surface finish offerings are based on edge style selections.

Ⓕ Select edge color.
Refer to the **Product Color Options** page in this price list.
Edge color offerings are based on edge style selections.

Ⓖ Select front surface finish.
Refer to the **Product Color Options** page in this price list.

Ⓗ Select lock option.

KS	- Key standard
NLC	- No lock core
KA	- Key alike

Ⓘ Select lock color.
Refer to the **Product Color Options** page in this price list.

FINISH INFORMATION

Additional Laminate Offering
Additional laminates beyond KI standard offering, are available with two weeks extended leadtime. To specify additional laminates, use these designators followed by the supplier's color/pattern code:

Formica - LF/supplier's color pattern code
Nevamar - LN/supplier's color pattern code
Wilsonart - LW/supplier's color pattern code

KI's standard laminate finish is the supplier's recommended finish for that color/pattern.
Note: Nonstandard laminates from these suppliers (example: textured laminates) require a Product Modification Request.
Contact customer service for details.

SPECIAL SERVICES

Special Carton Marking

With specially marked information	N/C

Shipping
Ships **assembled, FOB Pembroke, ON K8A 0E1, freight prepaid.** Freight class 100.

Specifications and prices are subject to change without prior notice.

All Terrain® Pedestals
File/File (Compact) with Outriggers

All Terrain® Pedestals
File/File (Compact) with Outriggers

	W x D x H	MODEL NUMBER: Basic Model/ Edge Style	Front Pull Style Ⓑ	Base Ⓒ	Unit Color Ⓓ	Surface Finish Ⓔ	Edge Color Ⓕ	Front Surface Finish Ⓖ	Lock Option Ⓗ	Lock Color Ⓘ	Approx. Packaged Weight	S5 & S6 Steel Front Beveled Pull	S2, S3 & S4 Steel Front Bow Tie or Metric Pull	L2, L3 & L4 Laminate Front Bow Tie or Metric Pull
 ATPE **Steel Top** • Outrigger casters or glides • Two 10-1/2" file drawers with hanging folder partition • Beveled pull (S5/S6) shown	18-1/8 x 21-11/32 x 26-3/4"	ATPE1520YYR	□□	□□□	□□			□□□	□□	□□□	95.0#	$ 1223	$ 1278	$ 1522
	18-1/8 x 25-11/32 x 26-3/4"	ATPE1524YYR	□□	□□□	□□			□□□	□□	□□□	100.0#	1248	1302	1545
 ATPE **Bowed Front Top** • Outrigger casters or glides • 3/4" thick bowed front top with 74PTN edge • Two 10-1/2" file drawers with hanging folder partition • Beveled pull (S5/S6) shown	18-1/8 x 25-11/32 x 27-1/2"	ATPE1520YYRT-74P	□□	□□□	□□	□□□	□□□	□□□	□□	□□□	105.0#	$ 1415	$ 1468	$ 1711
	18-1/8 x 25-11/32 x 27-1/2"	ATPE1524YYRT-74P	□□	□□□	□□	□□□	□□□	□□□	□□	□□□	110.0#	1442	1495	1738

Ⓐ Ⓑ Ⓒ Ⓓ Ⓔ Ⓕ Ⓖ Ⓗ Ⓘ

HOW TO ORDER

Indicate the following information on order form:
1. Quantity of each item.
2. Model number, including options. See "How To Build a Model Number".
3. Any special service required.

Note: • The □ indicates that a choice is required.
• The absence of the □ indicates that no choice is required.
• Alpha-numeric characters in place of □ indicate that no other alternatives are available.

HOW TO BUILD A MODEL NUMBER

Ⓐ Select basic model/edge style.

74P	- 3/4" laminate top w/74P edge band

Ⓑ Select front/pull style.

S5	- Steel/satin chrome beveled pull
S6	- Steel/black beveled pull
S2	- Steel/aluminum metric
S3	- Steel/aluminum bow tie
S4	- Steel/nickel bow tie
L2	- Laminate/aluminum metric
L3	- Laminate/aluminum bow tie
L4	- Laminate/nickel bow tie

Ⓒ Select base style.

4CW	- 4 black casters (2 locking)
4GB	- 4 black/white glides
4MW	- 2 black casters, 2 black/white glides

Ⓓ Select unit color.
Refer to the **Product Color Options** page in this price list.

Ⓔ Select surface finish.
Refer to the **Product Color Options** page in this price list.
Surface finish offerings are based on edge style selections.

Ⓕ Select edge color.
Refer to the **Product Color Options** page in this price list.
Edge color offerings are based on edge style selections.

Ⓖ Select front surface finish.
Refer to the **Product Color Options** page in this price list.

Ⓗ Select lock option.

KS	- Key standard
NLC	- No lock core
KA	- Key alike

Ⓘ Select lock color.
Refer to the **Product Color Options** page in this price list.

FINISH INFORMATION

Additional Laminate Offering
Additional laminates beyond KI standard offering, are available with two weeks extended leadtime. To specify additional laminates, use these designators followed by the supplier's color/pattern code:

Formica - LF/supplier's color pattern code
Nevamar - LN/supplier's color pattern code
Wilsonart - LW/supplier's color pattern code

KI's standard laminate finish is the supplier's recommended finish for that color/pattern.
Note: Nonstandard laminates from these suppliers (example: textured laminates) require a Product Modification Request.
Contact customer service for details.

SPECIAL SERVICES

Special Carton Marking

With specially marked information	N/C

Shipping
Ships **assembled, FOB Pembroke, ON K8A 0E1, freight prepaid.** Freight class 100.

Specifications and prices are subject to change without prior notice.

All Terrain® Pedestals
File/File (Compact) with Outriggers

All Terrain® Pedestals
File/File (Compact) with Outriggers

	W x D x H	MODEL NUMBER Basic Model/ Edge Style	Front Pull Style	Base	Unit Color	Surface Finish	Edge Color	Front Surface Finish	Lock Option	Lock Color	Approx. Packaged Weight	S5 & S6 Steel Front Beveled Pull	S2, S3 & S4 Steel Front Bow Tie or Metric Pull	L2, L3 & L4 Laminate Front Bow Tie or Metric Pull
	18-1/8 x 21-11/32 x 29”	ATPE1520YYRL-74P	□□	□□□	□□	□□□	□□□	□□□	□□	□□□	105.0#	$ 1446	$ 1501	$ 1741
	18-1/8 x 25-11/32 x 29”	ATPE1524YYRL-74P	□□	□□□	□□	□□□	□□□	□□□	□□	□□□	110.0#	1481	1536	1780
			Ⓑ	Ⓒ	Ⓓ	Ⓔ	Ⓕ	Ⓖ	Ⓗ	Ⓘ				

ATPE

Landing Pad - Bowed Front Flat Top

- Outrigger casters or glides
- 3/4” thick landing pad with 74PTN edge creates open space of 1-9/32” high
- Two 10-1/2” file drawers with hanging folder partition
- Beveled pull (S5/S6) shown

HOW TO ORDER

Indicate the following information on order form:
1. Quantity of each item.
2. Model number, including options. See “How To Build a Model Number”.
3. Any special service required.

Note: • The □ indicates that a choice is required.
- The absence of the □ indicates that no choice is required.
- Alpha-numeric characters in place of □ indicate that no other alternatives are available.

HOW TO BUILD A MODEL NUMBER

Ⓐ Select basic model/edge style.

74P	- 3/4” laminate top w/74P edge band

Ⓑ Select front/pull style.

S5	- Steel/satin chrome beveled pull
S6	- Steel/black beveled pull
S2	- Steel/aluminum metric
S3	- Steel/aluminum bow tie
S4	- Steel/nickel bow tie
L2	- Laminate/aluminum metric
L3	- Laminate/aluminum bow tie
L4	- Laminate/nickel bow tie

Ⓒ Select base style.

4CW	- 4 black casters (2 locking)
4GB	- 4 black/white glides
4MW	- 2 black casters, 2 black/white glides

Ⓓ Select unit color.
Refer to the **Product Color Options** page in this price list.

Ⓔ Select surface finish.
Refer to the **Product Color Options** page in this price list.
Surface finish offerings are based on edge style selections.

Ⓕ Select edge color.
Refer to the **Product Color Options** page in this price list.
Edge color offerings are based on edge style selections.

Ⓖ Select front surface finish.
Refer to the **Product Color Options** page in this price list.

Ⓗ Select lock option.

KS	- Key standard
NLC	- No lock core
KA	- Key alike

Ⓘ Select lock color.
Refer to the **Product Color Options** page in this price list.

FINISH INFORMATION

Additional Laminate Offering
Additional laminates beyond KI standard offering, are available with two weeks extended leadtime. To specify additional laminates, use these designators followed by the supplier’s color/pattern code:

Formica - LF/supplier’s color pattern code
Nevamar - LN/supplier’s color pattern code
Wilsonart - LW/supplier’s color pattern code

KI’s standard laminate finish is the supplier’s recommended finish for that color/pattern.
Note: Nonstandard laminates from these suppliers (example: textured laminates) require a Product Modification Request.
Contact customer service for details.

SPECIAL SERVICES

Special Carton Marking

With specially marked information	N/C

Shipping
Ships **assembled, FOB Pembroke, ON K8A 0E1, freight prepaid.** Freight class 100.

Specifications and prices are subject to change without prior notice.

All Terrain® Pedestals
File/File (Compact)

All Terrain® Pedestals
File/File (Compact)

	W x D x H	MODEL NUMBER Basic Model/ Edge Style	Front Pull Style	Base	Unit Color	Surface Finish	Edge Color	Front Surface Finish	Lock Option	Lock Color	Approx. Packaged Weight	S5 & S6 Steel Front Beveled Pull	S2, S3 & S4 Steel Front Bow Tie or Metric Pull	L2, L3 & L4 Laminate Front Bow Tie or Metric Pull
	15 x 17-5/8 x 26-3/4"	ATPE1520YY	□□	□□□	□□			□□□	□□	□□□	95.0#	$ 1077	$ 1133	$ 1374
	15 x 21-5/8 x 26-3/4"	ATPE1524YY	□□	□□□	□□			□□□	□□	□□□	100.0#	1109	1162	1403
ATPE **Steel Top** • Two 10-1/2" file drawers withhanging folder partition • Beveled pull (S5/S6) shown														
	15 x 17-5/8 x 27-1/2"	ATPE1520YYT-74P	□□	□□□	□□	□□□	□□□	□□□	□□	□□□	105.0#	$ 1263	$ 1319	$ 1561
	15 x 21-5/8 x 27-1/2"	ATPE1524YYT-74P	□□	□□□	□□	□□□	□□□	□□□	□□	□□□	110.0#	1296	1351	1592
ATPE **Bowed Front Top** • 3/4" thick bowed front top with 74PTN edge • Two 10-1/2" file drawers with hanging folder partition • Beveled pull (S5/S6) shown														
		Ⓐ	Ⓑ	Ⓒ	Ⓓ	Ⓔ	Ⓕ	Ⓖ	Ⓗ	Ⓘ				

HOW TO ORDER

Indicate the following information on order form:
1. Quantity of each item.
2. Model number, including options. See "How To Build a Model Number".
3. Any special service required.

Note: • The □ indicates that a choice is required.
- The absence of the □ indicates that no choice is required.
- Alpha-numeric characters in place of □ indicate that no other alternatives are available.

HOW TO BUILD A MODEL NUMBER

Ⓐ Select basic model/edge style.

74P	- 3/4" laminate top w/74P edge band

Ⓑ Select front/pull style.

S5	- Steel/satin chrome beveled pull
S6	- Steel/black beveled pull
S2	- Steel/aluminum metric
S3	- Steel/aluminum bow tie
S4	- Steel/nickel bow tie
L2	- Laminate/aluminum metric
L3	- Laminate/aluminum bow tie
L4	- Laminate/nickel bow tie

Ⓒ Select base style.

4CW	- 4 black casters (2 locking)
4GB	- 4 black/white glides
4MW	- 2 black casters, 2 black/white glides

Ⓓ Select unit color.
Refer to the **Product Color Options** page in this price list.

Ⓔ Select surface finish.
Refer to the **Product Color Options** page in this price list.
Surface finish offerings are based on edge style selections.

Ⓕ Select edge color.
Refer to the **Product Color Options** page in this price list.
Edge color offerings are based on edge style selections.

Ⓖ Select front surface finish.
Refer to the **Product Color Options** page in this price list.

Ⓗ Select lock option.

KS	- Key standard
NLC	- No lock core
KA	- Key alike

Ⓘ Select lock color.
Refer to the **Product Color Options** page in this price list.

FINISH INFORMATION

Additional Laminate Offering
Additional laminates beyond KI standard offering, are available with two weeks extended leadtime. To specify additional laminates, use these designators followed by the supplier's color/pattern code:

Formica - LF/supplier's color pattern code
Nevamar - LN/supplier's color pattern code
Wilsonart - LW/supplier's color pattern code

KI's standard laminate finish is the supplier's recommended finish for that color/pattern.
Note: Nonstandard laminates from these suppliers (example: textured laminates) require a Product Modification Request.
Contact customer service for details.

SPECIAL SERVICES

Special Carton Marking

With specially marked information	N/C

Shipping
Ships **assembled, FOB Pembroke, ON K8A 0E1, freight prepaid.** Freight class 100.

Specifications and prices are subject to change without prior notice.

All Terrain® Pedestals
File/File (Compact)

All Terrain® Pedestals
File/File (Compact)

	W x D x H	MODEL NUMBER Basic Model/ Edge Style	Front Pull Style	Base	Unit Color	Surface Finish	Edge Color	Front Surface Finish	Lock Option	Lock Color	Approx. Packaged Weight	S5 & S6 Steel Front Beveled Pull	S2, S3 & S4 Steel Front Bow Tie or Metric Pull	L2, L3 & L4 Laminate Front Bow Tie or Metric Pull
	15 x 17-5/8 x 29”	ATPE1520YYL-74P	□□	□□□	□□	□□□	□□□	□□□	□□	□□□	105.0#	$ 1302	$ 1358	$ 1602
	15 x 21-5/8 x 29”	ATPE1524YYL-74P	□□	□□□	□□	□□□	□□□	□□□	□□	□□□	110.0#	1336	1390	1629
		Ⓐ	Ⓑ	Ⓒ	Ⓓ	Ⓔ	Ⓕ	Ⓖ	Ⓗ	Ⓘ				

ATPE

Landing Pad - Bowed Front Flat Top

- 3/4” thick landing pad with 74PTN edge creates open space of 1-9/32” high
- Two 10-1/2” file drawers with hanging folder partition
- Beveled pull (S5/S6) shown

HOW TO ORDER

Indicate the following information on order form:
1. Quantity of each item.
2. Model number, including options. See “How To Build a Model Number”.
3. Any special service required.

Note: • The □ indicates that a choice is required.
- The absence of the □ indicates that no choice is required.
- Alpha-numeric characters in place of □ indicate that no other alternatives are available.

HOW TO BUILD A MODEL NUMBER

Ⓐ Select basic model/edge style.

74P	- 3/4” laminate top w/74P edge band

Ⓑ Select front/pull style.

S5	- Steel/satin chrome beveled pull
S6	- Steel/black beveled pull
S2	- Steel/aluminum metric
S3	- Steel/aluminum bow tie
S4	- Steel/nickel bow tie
L2	- Laminate/aluminum metric
L3	- Laminate/aluminum bow tie
L4	- Laminate/nickel bow tie

Ⓒ Select base style.

4CW	- 4 black casters (2 locking)
4GB	- 4 black/white glides
4MW	- 2 black casters, 2 black/white glides

Ⓓ Select unit color.
Refer to the **Product Color Options** page in this price list.

Ⓔ Select surface finish.
Refer to the **Product Color Options** page in this price list.
Surface finish offerings are based on edge style selections.

Ⓕ Select edge color.
Refer to the **Product Color Options** page in this price list.
Edge color offerings are based on edge style selections.

Ⓖ Select front surface finish.
Refer to the **Product Color Options** page in this price list.

Ⓗ Select lock option.

KS	- Key standard
NLC	- No lock core
KA	- Key alike

Ⓘ Select lock color.
Refer to the **Product Color Options** page in this price list.

FINISH INFORMATION

Additional Laminate Offering
Additional laminates beyond KI standard offering, are available with two weeks extended leadtime. To specify additional laminates, use these designators followed by the supplier’s color/pattern code:

Formica - LF/supplier’s color pattern code
Nevamar - LN/supplier’s color pattern code
Wilsonart - LW/supplier’s color pattern code

KI’s standard laminate finish is the supplier’s recommended finish for that color/pattern.
Note: Nonstandard laminates from these suppliers (example: textured laminates) require a Product Modification Request.
Contact customer service for details.

SPECIAL SERVICES

Special Carton Marking

With specially marked information	N/C

Shipping
Ships **assembled, FOB Pembroke, ON K8A 0E1, freight prepaid.** Freight class 100.

Specifications and prices are subject to change without prior notice.

All Terrain® Pedestals
File/File with Retractable Handle

All Terrain® Pedestals
File/File with Retractable Handle

	W x D x H	MODEL NUMBER Basic Model/ Edge Style	Front Pull Style	Base	Unit Color	Surface Finish	Edge Color	Front Surface Finish	Lock Option	Lock Color	Approx. Packaged Weight	S5 & S6 Steel Front Beveled Pull	S2, S3 & S4 Steel Front Bow Tie or Metric Pull	L2, L3 & L4 Laminate Front Bow Tie or Metric Pull
	18-1/8 x 21-11/32 x 29-13/16"	ATPE1520FFHR	☐☐	☐☐☐	☐☐			☐☐☐	☐☐	☐☐☐	105.0#	$ 1537	$ 1592	$ 1871
ATPE **Steel Top** • Outrigger casters only • Two 12" file drawers with hanging folder partition • Beveled pull (S5/S6) shown	18-1/8 x 25-11/32 x 29-13/16"	ATPE1524FFHR	☐☐	☐☐☐	☐☐			☐☐☐	☐☐	☐☐☐	110.0#	1576	1629	1913
	18-1/8 x 21-11/32 x 30-9/16"	ATPE1520FFHRT-74P	☐☐	☐☐☐	☐☐	☐☐☐	☐☐☐	☐☐☐	☐☐	☐☐☐	115.0#	$ 1726	$ 1782	$ 2058
ATPE **Bowed Front Top** • Outrigger casters only • 3/4" thick bowed front top with 74PTN edge • Two 12" file drawers with hanging folder partition • Beveled pull (S5/S6) shown	18-1/8 x 25-11/32 x 30-9/16"	ATPE1524FFHRT-74P	☐☐	☐☐☐	☐☐	☐☐☐	☐☐☐	☐☐☐	☐☐	☐☐☐	120.0#	1777	1825	2106
	18-1/8 x 21-11/32 x 34-25/32"	ATPE1520FFHRL-74P	☐☐	☐☐☐	☐☐	☐☐☐	☐☐☐	☐☐☐	☐☐	☐☐☐	115.0#	$ 1774	$ 1822	$ 2104
ATPE **Landing Pad - Bowed Front Flat Top** • Outrigger casters only • 3/4" thick bowed front top with 74PTN edge creates open space of 3-7/8" high • Two 12" file drawers with hanging folder partition • Beveled pull (S5/S6) shown	18-1/8 x 25-11/32 x 34-25/32"	ATPE1524FFHRL-74P	☐☐	☐☐☐	☐☐	☐☐☐	☐☐☐	☐☐☐	☐☐	☐☐☐	120.0#	1815	1870	2148
		Ⓐ	Ⓑ	Ⓒ	Ⓓ	Ⓔ	Ⓕ	Ⓖ	Ⓗ	Ⓘ				

HOW TO ORDER

Indicate the following information on order form:
1. Quantity of each item.
2. Model number, including options. See "How To Build a Model Number".
3. Any special service required.

Note: • The ☐ indicates that a choice is required.
- The absence of the ☐ indicates that no choice is required.
- Alpha-numeric characters in place of ☐ indicate that no other alternatives are available.

HOW TO BUILD A MODEL NUMBER

Ⓐ Select basic model/edge style.

74P	- 3/4" laminate top w/74P edge band

Ⓑ Select front/pull style.

S5	- Steel/satin chrome beveled pull
S6	- Steel/black beveled pull
S2	- Steel/aluminum metric
S3	- Steel/aluminum bow tie
S4	- Steel/nickel bow tie
L2	- Laminate/aluminum metric
L3	- Laminate/aluminum bow tie
L4	- Laminate/nickel bow tie

Ⓒ Select base style.

4CW	- 4 black casters (2 locking)

Ⓓ Select unit color.
Refer to the **Product Color Options** page in this price list.

Ⓔ Select surface finish.
Refer to the **Product Color Options** page in this price list.
Surface finish offerings are based on edge style selections.

Ⓕ Select edge color.
Refer to the **Product Color Options** page in this price list.
Edge color offerings are based on edge style selections.

Ⓖ Select front surface finish.
Refer to the **Product Color Options** page in this price list.

Ⓗ Select lock option.

KS	- Key standard
NLC	- No lock core
KA	- Key alike

Ⓘ Select lock color.
Refer to the **Product Color Options** page in this price list.

FINISH INFORMATION

Additional Laminate Offering
Additional laminates beyond KI standard offering, are available with two weeks extended leadtime.
To specify additional laminates, use these designators followed by the supplier's color/pattern code:

Formica - LF/supplier's color pattern code
Nevamar - LN/supplier's color pattern code
Wilsonart - LW/supplier's color pattern code

KI's standard laminate finish is the supplier's recommended finish for that color/pattern.
Note: Nonstandard laminates from these suppliers (example: textured laminates) require a Product Modification Request.
Contact customer service for details.

SPECIAL SERVICES

Special Carton Marking

With specially marked information	N/C

Shipping
Ships **assembled, FOB Pembroke, ON K8A 0E1, freight prepaid.** Freight class 100.

Specifications and prices are subject to change without prior notice.

All Terrain® Pedestals

File/File with Outriggers

All Terrain® Pedestals
File/File with Outriggers

	W x D x H	MODEL NUMBER Basic Model/ Edge Style	Front Pull Style	Base	Unit Color	Surface Finish	Edge Color	Front Surface Finish	Lock Option	Lock Color	Approx. Packaged Weight	S5 & S6 Steel Front Beveled Pull	S2, S3 & S4 Steel Front Bow Tie or Metric Pull	L2, L3 & L4 Laminate Front Bow Tie or Metric Pull
	18-1/8 x 21-11/32 x 29-13/16”	ATPE1520FFR	□□	□□□	□□			□□□	□□	□□□	100.0#	$ 1197	$ 1249	$ 1532
	18-1/8 x 25-11/32 x 29-13/16”	ATPE1524FFR	□□	□□□	□□			□□□	□□	□□□	105.0#	1226	1283	1559
ATPE **Steel Top** • Outrigger casters or glides • Two 12” file drawers with hanging folder partition • Beveled pull (S5/S6) shown														
	18-1/8 x 21-11/32 x 30-9/16”	ATPE1520FFRT-74P	□□	□□□	□□	□□□	□□□	□□□	□□	□□□	110.0#	$ 1387	$ 1441	$ 1721
	18-1/8 x 25-11/32 x 30-9/16”	ATPE1524FFRT-74P	□□	□□□	□□	□□□	□□□	□□□	□□	□□□	115.0#	1419	1476	1752
ATPE **Bowed Front Top** • Outrigger casters or glides • 3/4” thick bowed front top with 74PTN edge • Two 12” file drawers with hanging folder partition • Beveled pull (S5/S6) shown														

Ⓐ Ⓑ Ⓒ Ⓓ Ⓔ Ⓕ Ⓖ Ⓗ Ⓘ

HOW TO ORDER

Indicate the following information on order form:
1. Quantity of each item.
2. Model number, including options. See “How To Build a Model Number”.
3. Any special service required.

Note: • The □ indicates that a choice is required.
- The absence of the □ indicates that no choice is required.
- Alpha-numeric characters in place of □ indicate that no other alternatives are available.

HOW TO BUILD A MODEL NUMBER

Ⓐ Select basic model/edge style.

74P	- 3/4” laminate top w/74P edge band

Ⓑ Select front/pull style.

S5	- Steel/satin chrome beveled pull
S6	- Steel/black beveled pull
S2	- Steel/aluminum metric
S3	- Steel/aluminum bow tie
S4	- Steel/nickel bow tie
L2	- Laminate/aluminum metric
L3	- Laminate/aluminum bow tie
L4	- Laminate/nickel bow tie

Ⓒ Select base style.

4CW	- 4 black casters (2 locking)
4GB	- 4 black/white glides
4MW	- 2 black casters, 2 black/white glides

Ⓓ Select unit color.
Refer to the **Product Color Options** page in this price list.

Ⓔ Select surface finish.
Refer to the **Product Color Options** page in this price list.
Surface finish offerings are based on edge style selections.

Ⓕ Select edge color.
Refer to the **Product Color Options** page in this price list.
Edge color offerings are based on edge style selections.

Ⓖ Select front surface finish.
Refer to the **Product Color Options** page in this price list.

Ⓗ Select lock option.

KS	- Key standard
NLC	- No lock core
KA	- Key alike

Ⓘ Select lock color.
Refer to the **Product Color Options** page in this price list.

FINISH INFORMATION

Additional Laminate Offering

Additional laminates beyond KI standard offering, are available with two weeks extended leadtime.
To specify additional laminates, use these designators followed by the supplier’s color/pattern code:

Formica - LF/supplier’s color pattern code
Nevamar - LN/supplier’s color pattern code
Wilsonart - LW/supplier’s color pattern code

KI’s standard laminate finish is the supplier’s recommended finish for that color/pattern.
Note: Nonstandard laminates from these suppliers (example: textured laminates) require a Product Modification Request.
Contact customer service for details.

SPECIAL SERVICES

Special Carton Marking

With specially marked information	N/C

Shipping

Ships **assembled, FOB Pembroke, ON K8A 0E1, freight prepaid.** Freight class 100.

Specifications and prices are subject to change without prior notice.

All Terrain® Pedestals

File/File with Outriggers

All Terrain® Pedestals

File/File with Outriggers

	W x D x H	MODEL NUMBER									Approx. Packaged Weight	S5 & S6 Steel Front Beveled Pull	S2, S3 & S4 Steel Front Bow Tie or Metric Pull	L2, L3 & L4 Laminate Front Bow Tie or Metric Pull
		Basic Model/ Edge Style	Front Pull Style	Base	Unit Color	Surface Finish	Edge Color	Front Surface Finish	Lock Option	Lock Color				
	18-1/8 x 21-11/32 x 34-25/32"	ATPE1520FFRL-74P	□□	□□□	□□	□□□	□□□	□□□	□□	□□□	110.0#	$ 1427	$ 1483	$ 1762
	18-1/8 x 25-11/32 x 34-25/32"	ATPE1524FFRL-74P	□□	□□□	□□	□□□	□□□	□□□	□□	□□□	115.0#	1464	1519	1794
		Ⓐ	Ⓑ	Ⓒ	Ⓓ	Ⓔ	Ⓕ	Ⓖ	Ⓗ	Ⓘ				

ATPE

Landing Pad - Bowed Front Flat Top

- Outrigger casters or glides
- 3/4" thick landing pad with 74PTN edge creates open space of 3-7/8" high
- Two 12" file drawers with hanging folder partition
- Beveled pull (S5/S6) shown

HOW TO ORDER

Indicate the following information on order form:
1. Quantity of each item.
2. Model number, including options. See "How To Build a Model Number".
3. Any special service required.

Note: • The □ indicates that a choice is required.
- The absence of the □ indicates that no choice is required.
- Alpha-numeric characters in place of □ indicate that no other alternatives are available.

HOW TO BUILD A MODEL NUMBER

Ⓐ Select basic model/edge style.

74P	- 3/4" laminate top w/74P edge band

Ⓑ Select front/pull style.

S5	- Steel/satin chrome beveled pull
S6	- Steel/black beveled pull
S2	- Steel/aluminum metric
S3	- Steel/aluminum bow tie
S4	- Steel/nickel bow tie
L2	- Laminate/aluminum metric
L3	- Laminate/aluminum bow tie
L4	- Laminate/nickel bow tie

Ⓒ Select base style.

4CW	- 4 black casters (2 locking)
4GB	- 4 black/white glides
4MW	- 2 black casters, 2 black/white glides

Ⓓ Select unit color.
Refer to the **Product Color Options** page in this price list.

Ⓔ Select surface finish.
Refer to the **Product Color Options** page in this price list.
Surface finish offerings are based on edge style selections.

Ⓕ Select edge color.
Refer to the **Product Color Options** page in this price list.
Edge color offerings are based on edge style selections.

Ⓖ Select front surface finish.
Refer to the **Product Color Options** page in this price list.

Ⓗ Select lock option.

KS	- Key standard
NLC	- No lock core
KA	- Key alike

Ⓘ Select lock color.
Refer to the **Product Color Options** page in this price list.

FINISH INFORMATION

Additional Laminate Offering

Additional laminates beyond KI standard offering, are available with two weeks extended leadtime. To specify additional laminates, use these designators followed by the supplier's color/pattern code:

Formica - LF/supplier's color pattern code
Nevamar - LN/supplier's color pattern code
Wilsonart - LW/supplier's color pattern code

KI's standard laminate finish is the supplier's recommended finish for that color/pattern.
Note: Nonstandard laminates from these suppliers (example: textured laminates) require a Product Modification Request.
Contact customer service for details.

SPECIAL SERVICES

Special Carton Marking

With specially marked information	N/C

Shipping

Ships **assembled, FOB Pembroke, ON K8A 0E1, freight prepaid.** Freight class 100.

Specifications and prices are subject to change without prior notice.

All Terrain® Pedestals
File/File

All Terrain® Pedestals
File/File

	W x D x H	MODEL NUMBER Basic Model/ Edge Style	Front Pull Style	Base	Unit Color	Surface Finish	Edge Color	Front Surface Finish	Lock Option	Lock Color	Approx. Packaged Weight	S5 & S6 Steel Front Beveled Pull	S2, S3 & S4 Steel Front Bow Tie or Metric Pull	L2, L3 & L4 Laminate Front Bow Tie or Metric Pull
 ATPE **Steel Top** • Two 12" file drawers with hanging folder partition • Beveled pull (S5/S6) shown	15 x 17-5/8 x 29-13/16"	ATPE1520FF	□□	□□□	□□			□□□	□□	□□□	100.0#	$ 1051	$ 1110	$ 1385
	15 x 21-5/8 x 29-13/16"	ATPE1524FF	□□	□□□	□□			□□□	□□	□□□	105.0#	1074	1132	1408
 ATPE **Bowed Front Top** • 3/4" thick bowed front top with 74PTN edge • Two 12" file drawers with hanging folder partition • Beveled pull (S5/S6) shown	15 x 17-5/8 x 30-9/16"	ATPE1520FFT-74P	□□	□□□	□□	□□□	□□□	□□□	□□	□□□	110.0#	$ 1240	$ 1294	$ 1573
	15 x 21-5/8 x 30-9/16"	ATPE1524FFT-74P	□□	□□□	□□	□□□	□□□	□□□	□□	□□□	115.0#	1276	1325	1607
 ATPE **Landing Pad - Bowed Front Flat Top** • 3/4" thick landing pad with 74PTN edge creates open space of 3-7/8" high • Two 12" file drawers with hanging folder partition • Beveled pull (S5/S6) shown	15 x 17-5/8 x 34-25/32"	ATPE1520FFL-74P	□□	□□□	□□	□□□	□□□	□□□	□□	□□□	110.0#	$ 1284	$ 1337	$ 1615
	15 x 21-5/8 x 34-25/32"	ATPE1524FFL-74P	□□	□□□	□□	□□□	□□□	□□□	□□	□□□	115.0#	1315	1368	1652
			Ⓑ	Ⓒ	Ⓓ	Ⓔ	Ⓕ	Ⓖ	Ⓗ	Ⓘ				

HOW TO ORDER

Indicate the following information on order form:
1. Quantity of each item.
2. Model number, including options. See "How To Build a Model Number".
3. Any special service required.

Note: • The □ indicates that a choice is required.
- The absence of the □ indicates that no choice is required.
- Alpha-numeric characters in place of □ indicate that no other alternatives are available.

HOW TO BUILD A MODEL NUMBER

Ⓐ Select basic model/edge style.

74P	- 3/4" laminate top w/74P edge band

Ⓑ Select front/pull style.

S5	- Steel/satin chrome beveled pull
S6	- Steel/black beveled pull
S2	- Steel/aluminum metric
S3	- Steel/aluminum bow tie
S4	- Steel/nickel bow tie
L2	- Laminate/aluminum metric
L3	- Laminate/aluminum bow tie
L4	- Laminate/nickel bow tie

Ⓒ Select base style.

4CW	- 4 black casters (2 locking)
4GB	- 4 black/white glides
4MW	- 2 black casters, 2 black/white glides

Ⓓ Select unit color.
Refer to the **Product Color Options** page in this price list.

Ⓔ Select surface finish.
Refer to the **Product Color Options** page in this price list.
Surface finish offerings are based on edge style selections.

Ⓕ Select edge color.
Refer to the **Product Color Options** page in this price list.
Edge color offerings are based on edge style selections.

Ⓖ Select front surface finish.
Refer to the **Product Color Options** page in this price list.

Ⓗ Select lock option.

KS	- Key standard
NLC	- No lock core
KA	- Key alike

Ⓘ Select lock color.
Refer to the **Product Color Options** page in this price list.

FINISH INFORMATION

Additional Laminate Offering
Additional laminates beyond KI standard offering, are available with two weeks extended leadtime. To specify additional laminates, use these designators followed by the supplier's color/pattern code:

Formica - LF/supplier's color pattern code
Nevamar - LN/supplier's color pattern code
Wilsonart - LW/supplier's color pattern code

KI's standard laminate finish is the supplier's recommended finish for that color/pattern.
Note: Nonstandard laminates from these suppliers (example: textured laminates) require a Product Modification Request.
Contact customer service for details.

SPECIAL SERVICES

Special Carton Marking

With specially marked information	N/C

Shipping
Ships **assembled, FOB Pembroke, ON K8A 0E1, freight prepaid.** Freight class 100.

Specifications and prices are subject to change without prior notice.

All Terrain® Pedestals
Box/Box/File with Retractable Handle

All Terrain® Pedestals
Box/Box/File with Retractable Handle

	W x D x H	MODEL NUMBER Basic Model/ Edge Style	Front Pull Style	Base	Unit Color	Surface Finish	Edge Color	Front Surface Finish	Lock Option	Lock Color	Approx. Packaged Weight	S5 & S6 Steel Front Beveled Pull	S2, S3 & S4 Steel Front Bow Tie or Metric Pull	L2, L3 & L4 Laminate Front Bow Tie or Metric Pull
	18-1/8 x 21-11/32 x 29-13/16”	ATPE1520BBFHR	□□	□□□	□□			□□□	□□	□□□	105.0#	$ 1653	$ 1735	$ 1989
	18-1/8 x 25-11/32 x 29-13/16”	ATPE1524BBFHR	□□	□□□	□□			□□□	□□	□□□	110.0#	1702	1781	2040
ATPE **Steel Top** • Outrigger casters only • Two 6” box drawers; one 12” file drawer with hanging folder partition • Beveled pull (S5/S6) shown														
	18-1/8 x 21-11/32 x 30-9/16”	ATPE1520BBFHRT-74P	□□	□□□	□□	□□□	□□□	□□□	□□	□□□	115.0#	$ 1803	$ 1918	$ 2178
	18-1/8 x 25-11/32 x 30-9/16”	ATPE1524BBFHRT-74P	□□	□□□	□□	□□□	□□□	□□□	□□	□□□	120.0#	1893	1973	2232
ATPE **Bowed Front Top** • Outrigger casters only • 3/4” thick bowed front top with 74PTN edge • Two 6” box drawers; one 12” file drawer with hanging folder partition • Beveled pull (S5/S6) shown														

Ⓐ Ⓑ Ⓒ Ⓓ Ⓔ Ⓕ Ⓖ Ⓗ Ⓘ

HOW TO ORDER

Indicate the following information on order form:
1. Quantity of each item.
2. Model number, including options. See “How To Build a Model Number”.
3. Any special service required.

Note: • The □ indicates that a choice is required.
• The absence of the □ indicates that no choice is required.
• Alpha-numeric characters in place of □ indicate that no other alternatives are available.

HOW TO BUILD A MODEL NUMBER

Ⓐ Select basic model/edge style.

74P	- 3/4” laminate top w/74P edge band

Ⓑ Select front/pull style.

S5	- Steel/satin chrome beveled pull
S6	- Steel/black beveled pull
S2	- Steel/aluminum metric
S3	- Steel/aluminum bow tie
S4	- Steel/nickel bow tie
L2	- Laminate/aluminum metric
L3	- Laminate/aluminum bow tie
L4	- Laminate/nickel bow tie

Ⓒ Select base style.

4CW	- 4 black casters (2 locking)

Ⓓ Select unit color.
Refer to the **Product Color Options** page in this price list.

Ⓔ Select surface finish.
Refer to the **Product Color Options** page in this price list.
Surface finish offerings are based on edge style selections.

Ⓕ Select edge color.
Refer to the **Product Color Options** page in this price list.
Edge color offerings are based on edge style selections.

Ⓖ Select front surface finish.
Refer to the **Product Color Options** page in this price list.

Ⓗ Select lock option.

KS	- Key standard
NLC	- No lock core
KA	- Key alike

Ⓘ Select lock color.
Refer to the **Product Color Options** page in this price list.

FINISH INFORMATION

Additional Laminate Offering
Additional laminates beyond KI standard offering, are available with two weeks extended leadtime. To specify additional laminates, use these designators followed by the supplier’s color/pattern code:

Formica - LF/supplier’s color pattern code
Nevamar - LN/supplier’s color pattern code
Wilsonart - LW/supplier’s color pattern code

KI’s standard laminate finish is the supplier’s recommended finish for that color/pattern.
Note: Nonstandard laminates from these suppliers (example: textured laminates) require a Product Modification Request.
Contact customer service for details.

SPECIAL SERVICES

Special Carton Marking

With specially marked information	N/C

Shipping
Ships **assembled, FOB Pembroke, ON K8A 0E1, freight prepaid.** Freight class 100.

Specifications and prices are subject to change without prior notice.

All Terrain® Pedestals
Box/Box/File with Retractable Handle

All Terrain® Pedestals
Box/Box/File with Retractable Handle



ATPE

Landing Pad - Bowed Front Flat Top

- Outrigger casters only
- 3/4" thick landing pad with 74PTN edge creates open space of 3-7/8" high
- Two 6" box drawers; one 12" file drawer with hanging folder partition
- Beveled pull (S5/S6) shown

	MODEL NUMBER												
W x D x H	Basic Model/ Edge Style	Front Pull Style	Base	Unit Color	Surface Finish	Edge Color	Front Surface Finish	Lock Option	Lock Color	Approx. Packaged Weight	S5 & S6 Steel Front Beveled Pull	S2, S3 & S4 Steel Front Bow Tie or Metric Pull	L2, L3 & L4 Laminate Front Bow Tie or Metric Pull
		Ⓐ	Ⓑ	Ⓒ	Ⓓ	Ⓔ	Ⓕ	Ⓖ	Ⓗ	Ⓘ			
18-1/8 x 21-11/32 x 34-25/32"	ATPE1520BBFHRL-74P	□□	□□□	□□	□□□	□□□	□□□	□□	□□□	115.0#	$ 1878	$ 1962	$ 2218
18-1/8 x 25-11/32 x 34-25/32"	ATPE1524BBFHRL-74P	□□	□□□	□□	□□□	□□□	□□□	□□	□□□	120.0#	1935	2020	2277

HOW TO ORDER

Indicate the following information on order form:
1. Quantity of each item.
2. Model number, including options. See "How To Build a Model Number".
3. Any special service required.

Note: • The □ indicates that a choice is required.
- The absence of the □ indicates that no choice is required.
- Alpha-numeric characters in place of □ indicate that no other alternatives are available.

HOW TO BUILD A MODEL NUMBER

Ⓐ Select basic model/edge style.

74P	- 3/4" laminate top w/74P edge band

Ⓑ Select front/pull style.

S5	- Steel/satin chrome beveled pull
S6	- Steel/black beveled pull
S2	- Steel/aluminum metric
S3	- Steel/aluminum bow tie
S4	- Steel/nickel bow tie
L2	- Laminate/aluminum metric
L3	- Laminate/aluminum bow tie
L4	- Laminate/nickel bow tie

Ⓒ Select base style.

4CW	- 4 black casters (2 locking)

Ⓓ Select unit color.
Refer to the **Product Color Options** page in this price list.

Ⓔ Select surface finish.
Refer to the **Product Color Options** page in this price list.
Surface finish offerings are based on edge style selections.

Ⓕ Select edge color.
Refer to the **Product Color Options** page in this price list.
Edge color offerings are based on edge style selections.

Ⓖ Select front surface finish.
Refer to the **Product Color Options** page in this price list.

Ⓗ Select lock option.

KS	- Key standard
NLC	- No lock core
KA	- Key alike

Ⓘ Select lock color.
Refer to the **Product Color Options** page in this price list.

FINISH INFORMATION

Additional Laminate Offering
Additional laminates beyond KI standard offering, are available with two weeks extended leadtime. To specify additional laminates, use these designators followed by the supplier's color/pattern code:

Formica - LF/supplier's color pattern code
Nevamar - LN/supplier's color pattern code
Wilsonart - LW/supplier's color pattern code

KI's standard laminate finish is the supplier's recommended finish for that color/pattern.
Note: Nonstandard laminates from these suppliers (example: textured laminates) require a Product Modification Request.
Contact customer service for details.

SPECIAL SERVICES

Special Carton Marking

With specially marked information	N/C

Shipping
Ships **assembled, FOB Pembroke, ON K8A 0E1, freight prepaid.** Freight class 100.

Specifications and prices are subject to change without prior notice.

All Terrain® Pedestals
Box/Box/File with Outriggers

All Terrain® Pedestals
Box/Box/File with Outriggers

	W x D x H	MODEL NUMBER Basic Model/ Edge Style	Front Pull Style	Base	Unit Color	Surface Finish	Edge Color	Front Surface Finish	Lock Option	Lock Color	Approx. Packaged Weight	S5 & S6 Steel Front Beveled Pull	S2, S3 & S4 Steel Front Bow Tie or Metric Pull	L2, L3 & L4 Laminate Front Bow Tie or Metric Pull
 ATPE **Steel Top** • Outrigger casters or glides • Two 6" box drawers; one 12" file drawer with hanging folder partition • Beveled pull (S5/S6) shown	18-1/8 x 21-11/32 x 29-13/16"	ATPE1520BBFR	□□	□□□	□□			□□□	□□	□□□	100.0#	$ 1311	$ 1390	$ 1652
	18-1/8 x 25-11/32 x 29-13/16"	ATPE1524BBFR	□□	□□□	□□	□□□		□□□	□□	□□□	105.0#	1346	1424	1683
 ATPE **Bowed Front Top** • Outrigger casters or glides • 3/4" thick bowed front top with 74PTN edge • Two 6" box drawers; one 12" file drawer with hanging folder partition • Beveled pull (S5/S6) shown	18-1/8 x 21-11/32 x 30-9/16"	ATPE1520BBFRT-74P	□□	□□□	□□	□□□	□□□	□□□	□□	□□□	110.0#	$ 1495	$ 1577	$ 1837
	18-1/8 x 25-11/32 x 30-9/16"	ATPE1524BBFRT-74P	□□	□□□	□□	□□□	□□□	□□□	□□	□□□	115.0#	1537	1618	1877

Ⓐ Ⓑ Ⓒ Ⓓ Ⓔ Ⓕ Ⓖ Ⓗ Ⓘ

HOW TO ORDER

Indicate the following information on order form:
1. Quantity of each item.
2. Model number, including options. See "How To Build a Model Number".
3. Any special service required.

Note: • The □ indicates that a choice is required.
• The absence of the □ indicates that no choice is required.
• Alpha-numeric characters in place of □ indicate that no other alternatives are available.

HOW TO BUILD A MODEL NUMBER

Ⓐ Select basic model/edge style.

74P	- 3/4" laminate top w/74P edge band

Ⓑ Select front/pull style.

S5	- Steel/satin chrome beveled pull
S6	- Steel/black beveled pull
S2	- Steel/aluminum metric
S3	- Steel/aluminum bow tie
S4	- Steel/nickel bow tie
L2	- Laminate/aluminum metric
L3	- Laminate/aluminum bow tie
L4	- Laminate/nickel bow tie

Ⓒ Select base style.

4CW	- 4 black casters (2 locking)
4GB	- 4 black/white glides
4MW	- 2 black casters, 2 black/white glides

Ⓓ Select unit color.
Refer to the **Product Color Options** page in this price list.

Ⓔ Select surface finish.
Refer to the **Product Color Options** page in this price list.
Surface finish offerings are based on edge style selections.

Ⓕ Select edge color.
Refer to the **Product Color Options** page in this price list.
Edge color offerings are based on edge style selections.

Ⓖ Select front surface finish.
Refer to the **Product Color Options** page in this price list.

Ⓗ Select lock option.

KS	- Key standard
NLC	- No lock core
KA	- Key alike

Ⓘ Select lock color.
Refer to the **Product Color Options** page in this price list.

FINISH INFORMATION

Additional Laminate Offering
Additional laminates beyond KI standard offering, are available with two weeks extended leadtime. To specify additional laminates, use these designators followed by the supplier's color/pattern code:

Formica - LF/supplier's color pattern code
Nevamar - LN/supplier's color pattern code
Wilsonart - LW/supplier's color pattern code

KI's standard laminate finish is the supplier's recommended finish for that color/pattern.
Note: Nonstandard laminates from these suppliers (example: textured laminates) require a Product Modification Request.
Contact customer service for details.

SPECIAL SERVICES

Special Carton Marking

With specially marked information	N/C

Shipping
Ships **assembled, FOB Pembroke, ON K8A 0E1, freight prepaid.** Freight class 100.

Specifications and prices are subject to change without prior notice.

All Terrain® Pedestals
Box/Box/File with Outriggers

All Terrain® Pedestals
Box/Box/File with Outriggers

	W x D x H	MODEL NUMBER Basic Model/ Edge Style	Front Pull Style	Base	Unit Color	Surface Finish	Edge Color	Front Surface Finish	Lock Option	Lock Color	Approx. Packaged Weight	S5 & S6 Steel Front Beveled Pull	S2, S3 & S4 Steel Front Bow Tie or Metric Pull	L2, L3 & L4 Laminate Front Bow Tie or Metric Pull
	18-1/8 x 21-11/32 x 34-25/32”	ATPE1520BBFRL-74P	□□	□□□	□□	□□□	□□□	□□□	□□	□□□	110.0#	$ 1540	$ 1623	$ 1878
	18-1/8 x 25-11/32 x 34-25/32”	ATPE1524BBFRL-74P	□□	□□□	□□	□□□	□□□	□□□	□□	□□□	115.0#	1582	1663	1921
		Ⓐ	Ⓑ	Ⓒ	Ⓓ	Ⓔ	Ⓕ	Ⓖ	Ⓗ	Ⓘ				

ATPE

Landing Pad - Bowed Front Flat Top

- Outrigger casters or glides
- 3/4” thick landing pad with 74PTN edge creates open space of 3-7/8” high
- Two 6” box drawers; one 12” file drawer with hanging folder partition
- Beveled pull (S5/S6) shown

HOW TO ORDER

Indicate the following information on order form:
1. Quantity of each item.
2. Model number, including options. See “How To Build a Model Number”.
3. Any special service required.

Note: • The □ indicates that a choice is required.
- The absence of the □ indicates that no choice is required.
- Alpha-numeric characters in place of □ indicate that no other alternatives are available.

HOW TO BUILD A MODEL NUMBER

Ⓐ Select basic model/edge style.

74P	- 3/4” laminate top w/74P edge band

Ⓑ Select front/pull style.

S5	- Steel/satin chrome beveled pull
S6	- Steel/black beveled pull
S2	- Steel/aluminum metric
S3	- Steel/aluminum bow tie
S4	- Steel/nickel bow tie
L2	- Laminate/aluminum metric
L3	- Laminate/aluminum bow tie
L4	- Laminate/nickel bow tie

Ⓒ Select base style.

4CW	- 4 black casters (2 locking)
4GB	- 4 black/white glides
4MW	- 2 black casters, 2 black/white glides

Ⓓ Select unit color.
Refer to the **Product Color Options** page in this price list.

Ⓔ Select surface finish.
Refer to the **Product Color Options** page in this price list.
Surface finish offerings are based on edge style selections.

Ⓕ Select edge color.
Refer to the **Product Color Options** page in this price list.
Edge color offerings are based on edge style selections.

Ⓖ Select front surface finish.
Refer to the **Product Color Options** page in this price list.

Ⓗ Select lock option.

KS	- Key standard
NLC	- No lock core
KA	- Key alike

Ⓘ Select lock color.
Refer to the **Product Color Options** page in this price list.

FINISH INFORMATION

Additional Laminate Offering
Additional laminates beyond KI standard offering, are available with two weeks extended leadtime. To specify additional laminates, use these designators followed by the supplier’s color/pattern code:

Formica - LF/supplier’s color pattern code
Nevamar - LN/supplier’s color pattern code
Wilsonart - LW/supplier’s color pattern code

KI’s standard laminate finish is the supplier’s recommended finish for that color/pattern.
Note: Nonstandard laminates from these suppliers (example: textured laminates) require a Product Modification Request.
Contact customer service for details.

SPECIAL SERVICES

Special Carton Marking

With specially marked information	N/C

Shipping
Ships **assembled, FOB Pembroke, ON K8A 0E1, freight prepaid.** Freight class 100.

Specifications and prices are subject to change without prior notice.

All Terrain® Pedestals
Box/Box/File

All Terrain® Pedestals
Box/Box/File

	W x D x H	MODEL NUMBER Basic Model/ Edge Style	Front Pull Style	Base	Unit Color	Surface Finish	Edge Color	Front Surface Finish	Lock Option	Lock Color	Approx. Packaged Weight	S5 & S6 Steel Front Beveled Pull	S2, S3 & S4 Steel Front Bow Tie or Metric Pull	L2, L3 & L4 Laminate Front Bow Tie or Metric Pull
	15 x 17-5/8 x 29-13/16”	ATPE1520BBF	□□	□□□	□□			□□□	□□	□□□	100.0#	$ 1164	$ 1244	$ 1501
	15 x 21-5/8 x 29-13/16”	ATPE1524BBF	□□	□□□	□□			□□□	□□	□□□	105.0#	1199	1284	1537
ATPE **Steel Top** • Two 6” box drawers; one 12” file drawer with hanging folder partition • Beveled pull (S5/S6) shown														
	15 x 17-5/8 x 30-9/16”	ATPE1520BBFT-74P	□□	□□□	□□	□□□	□□□	□□□	□□	□□□	110.0#	$ 1351	$ 1434	$ 1687
	15 x 21-5/8 x 30-9/16”	ATPE1524BBFT-74P	□□	□□□	□□	□□□	□□□	□□□	□□	□□□	115.0#	1393	1477	1735
ATPE **Bowed Front Top** • 3/4” thick bowed front top with 74PTN edge • Two 6” box drawers; one 12” file drawer with hanging folder partition • Beveled pull (S5/S6) shown														

Ⓐ Ⓑ Ⓒ Ⓓ Ⓔ Ⓕ Ⓖ Ⓗ Ⓘ

HOW TO ORDER

Indicate the following information on order form:
1. Quantity of each item.
2. Model number, including options. See “How To Build a Model Number”.
3. Any special service required.

Note: • The □ indicates that a choice is required.
- The absence of the □ indicates that no choice is required.
- Alpha-numeric characters in place of □ indicate that no other alternatives are available.

HOW TO BUILD A MODEL NUMBER

Ⓐ Select basic model/edge style.

74P	- 3/4” laminate top w/74P edge band

Ⓑ Select front/pull style.

S5	- Steel/satin chrome beveled pull
S6	- Steel/black beveled pull
S2	- Steel/aluminum metric
S3	- Steel/aluminum bow tie
S4	- Steel/nickel bow tie
L2	- Laminate/aluminum metric
L3	- Laminate/aluminum bow tie
L4	- Laminate/nickel bow tie

Ⓒ Select base style.

4CW	- 4 black casters (2 locking)
4GB	- 4 black/white glides
4MW	- 2 black casters, 2 black/white glides

Ⓓ Select unit color.
Refer to the **Product Color Options** page in this price list.

Ⓔ Select surface finish.
Refer to the **Product Color Options** page in this price list.
Surface finish offerings are based on edge style selections.

Ⓕ Select edge color.
Refer to the **Product Color Options** page in this price list.
Edge color offerings are based on edge style selections.

Ⓖ Select front surface finish.
Refer to the **Product Color Options** page in this price list.

Ⓗ Select lock option.

KS	- Key standard
NLC	- No lock core
KA	- Key alike

Ⓘ Select lock color.
Refer to the **Product Color Options** page in this price list.

FINISH INFORMATION

Additional Laminate Offering
Additional laminates beyond KI standard offering, are available with two weeks extended leadtime. To specify additional laminates, use these designators followed by the supplier’s color/pattern code:

Formica - LF/supplier’s color pattern code
Nevamar - LN/supplier’s color pattern code
Wilsonart - LW/supplier’s color pattern code

KI’s standard laminate finish is the supplier’s recommended finish for that color/pattern.
Note: Nonstandard laminates from these suppliers (example: textured laminates) require a Product Modification Request.
Contact customer service for details.

SPECIAL SERVICES

Special Carton Marking

With specially marked information	N/C

Shipping
Ships **assembled, FOB Pembroke, ON K8A 0E1, freight prepaid.** Freight class 100.

Specifications and prices are subject to change without prior notice.

All Terrain® Pedestals
Box/Box/File

All Terrain® Pedestals
Box/Box/File

	W x D x H	MODEL NUMBER Basic Model/ Edge Style	Front Pull Style	Base	Unit Color	Surface Finish	Edge Color	Front Surface Finish	Lock Option	Lock Color	Approx. Packaged Weight	S5 & S6 Steel Front Beveled Pull	S2, S3 & S4 Steel Front Bow Tie or Metric Pull	L2, L3 & L4 Laminate Front Bow Tie or Metric Pull
	15 x 17-5/8 x 34-25/32"	ATPE1520BBFL-74P	□□	□□□	□□	□□□	□□□	□□□	□□	□□□	110.0#	$ 1397	$ 1478	$ 1736
	15 x 21-5/8 x 34-25/32"	ATPE1524BBFL-74P	□□	□□□	□□	□□□	□□□	□□□	□□	□□□	115.0#	1436	1519	1779
		Ⓐ	Ⓑ	Ⓒ	Ⓓ	Ⓔ	Ⓕ	Ⓖ	Ⓗ	Ⓘ				

ATPE

Landing Pad - Bowed Front Flat Top

- 3/4" thick landing pad with 74PTN edge creates open space of 3-7/8" high
- Two 6" box drawers; one 12" file drawer with hanging folder partition
- Beveled pull (S5/S6) shown

HOW TO ORDER

Indicate the following information on order form:
1. Quantity of each item.
2. Model number, including options. See "How To Build a Model Number".
3. Any special service required.

Note: • The □ indicates that a choice is required.
- The absence of the □ indicates that no choice is required.
- Alpha-numeric characters in place of □ indicate that no other alternatives are available.

HOW TO BUILD A MODEL NUMBER

Ⓐ Select basic model/edge style.

74P	- 3/4" laminate top w/74P edge band

Ⓑ Select front/pull style.

S5	- Steel/satin chrome beveled pull
S6	- Steel/black beveled pull
S2	- Steel/aluminum metric
S3	- Steel/aluminum bow tie
S4	- Steel/nickel bow tie
L2	- Laminate/aluminum metric
L3	- Laminate/aluminum bow tie
L4	- Laminate/nickel bow tie

Ⓒ Select base style.

4CW	- 4 black casters (2 locking)
4GB	- 4 black/white glides
4MW	- 2 black casters, 2 black/white glides

Ⓓ Select unit color.
Refer to the **Product Color Options** page in this price list.

Ⓔ Select surface finish.
Refer to the **Product Color Options** page in this price list.
Surface finish offerings are based on edge style selections.

Ⓕ Select edge color.
Refer to the **Product Color Options** page in this price list.
Edge color offerings are based on edge style selections.

Ⓖ Select front surface finish.
Refer to the **Product Color Options** page in this price list.

Ⓗ Select lock option.

KS	- Key standard
NLC	- No lock core
KA	- Key alike

Ⓘ Select lock color.
Refer to the **Product Color Options** page in this price list.

FINISH INFORMATION

Additional Laminate Offering
Additional laminates beyond KI standard offering, are available with two weeks extended leadtime. To specify additional laminates, use these designators followed by the supplier's color/pattern code:

Formica - LF/supplier's color pattern code
Nevamar - LN/supplier's color pattern code
Wilsonart - LW/supplier's color pattern code

KI's standard laminate finish is the supplier's recommended finish for that color/pattern.
Note: Nonstandard laminates from these suppliers (example: textured laminates) require a Product Modification Request.
Contact customer service for details.

SPECIAL SERVICES

Special Carton Marking

With specially marked information	N/C

Shipping
Ships **assembled, FOB Pembroke, ON K8A 0E1, freight prepaid.** Freight class 100.

Specifications and prices are subject to change without prior notice.

All Terrain® Pedestals
Accessories

All Terrain® Pedestals
Accessories

	MODEL	W x D x H	MODEL NUMBER Basic Model	Trim Color	Upholstery Color	Approx. Packaged Weight	Delivered Pricing C.O.M.	Delivered Pricing Fabric Grade 1	Delivered Pricing Fabric Grade 2	Delivered Pricing Fabric Grade 3	Delivered Pricing Pallas Fabric Group P0	Delivered Pricing Pallas Fabric Group P1	Delivered Pricing Pallas Fabric Group P2	Delivered Pricing Pallas Fabric Group P3	Delivered Pricing Pallas Fabric Group P4
 PDCU	**Cushioned Seat - Mobile Pedestal** • For use on 15" wide pedestals only • for use on steel tops only • 17" deep used with 17-5/8" deep mobile pedestal • 20" deep, used with 21-5/8" deep mobile pedestal • Adds 2-1/4" to pedestal height • Not for use with Landing Pad • Fabric runs side to side • Lip height is 3-1/4"	15 x 17 x 1-7/8"	PDCU/17	□□	□□□□□	5.0#	$ 209	$ 209	$ 238	$ 251	$ 264	$ 279	$ 295	$ 329	$ 337
		15 x 20 x 1-7/8"	PDCU/20	□□	□□□□□	6.0#	228	228	250	269	278	292	308	344	353
			Ⓐ	Ⓑ	Ⓒ										

HOW TO ORDER

Indicate the following information on order form:
1. Quantity of each item.
2. Model number, including options. See "How To Build a Model Number".
3. Any special service required.

Note: • The □ indicates that a choice is required.
• The absence of the □ indicates that no choice is required.
• Alpha-numeric characters in place of □ indicate that no other alternatives are available.

HOW TO BUILD A MODEL NUMBER

Ⓐ Select basic model.

Ⓑ Select trim color.
Refer to the **Product Color Options** page in this price list.

Ⓒ Select upholstery color.
Refer to **ki.com/fabrics**

SPECIAL SERVICES

Special Carton Marking

With specially marked information N/C

Shipping

Ships **assembled, FOB Green Bay, WI 54302, freight prepaid.** Freight class 100.

Specifications and prices are subject to change without prior notice.

All Terrain® Pedestals
Accessories

All Terrain® Pedestals
Accessories

	MODEL	Features	H	MODEL NUMBER Basic Model	MODEL NUMBER Unit Color	Approx. Packaged Weight	Delivered Pricing
 HRDPT	**3" Caster Kit** • Kit includes two locking and two non-locking casters and stems • Casters feature twin 2-15/16" diameter wheels • Black hub, black caster		3-3/8"	2.KP80635		2.0#	$ 44
 HRDPT	**Glides** • Same height as casters • Provides 1/2" height adjustment		3-3/8"	2.KP103000BLWH		1.0#	$ 43
 ATAC	**Caster Mount Kit - Inset** • Inset caster mount kit • Casters not included			ATAC/4I		1.5#	$ 72
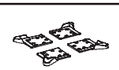 ATAC	**Caster Mount Kit - Outrigger** • Outrigger caster mount kit • Casters not included • For use on pedestals only • Casters are angled 5°			ATAC/P4R	□□	2.0#	$ 170
				Ⓐ	Ⓑ		

HOW TO ORDER

Indicate the following information on order form:
1. Quantity of each item.
2. Model number, including options. See "How To Build a Model Number".
3. Any special service required.

Note: • The □ indicates that a choice is required.
- The absence of the □ indicates that no choice is required.
- Alpha-numeric characters in place of □ indicate that no other alternatives are available.

HOW TO BUILD A MODEL NUMBER

Ⓐ Select basic model.

Ⓑ Select unit color.
Refer to the **Product Color Options** page in this price list.

SPECIAL SERVICES

Special Carton Marking

With specially marked information	N/C

Shipping

Ships **assembled, FOB Pembroke, ON K8A 0E1, freight prepaid.** Freight class 70.

Specifications and prices are subject to change without prior notice.

All Terrain® Pedestals
Accessories

All Terrain® Pedestals
Accessories

	MODEL	Features	MODEL NUMBER Basic Model	MODEL NUMBER Unit Color	Approx. Packaged Weight	Delivered Pricing
 ATAC	**Box Drawer Partition** • 6" partition for 6: box drawers		ATAC/D6		0.5#	$ 6
 ATAC	**Hanging Folder Partition** • Hanging folder partition for 12" file drawers		ATAC/D12		1.0#	$ 10
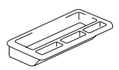 ATAC	**Pencil Tray** • Pencil tray for 3", 6", or hidden 3" pencil		ATAC/PENTRAY		0.5#	$ 10
 ATAC	**Touch-Up Paint - Steel** • One-ounce brush applicator for painted steel		ATAC/97003	☐☐	1.5#	$ 51
HRDPT	**P-Series Keys** • Double bit design • Range of 200 different core/key numbers available • Must specify lock number(s) requested when ordering cut key or lock core/key sets	Lock Core/2 Key Set - Black	2.KP20522		0.4#	$ 15
		Lock Core/2 Key Set - Satin Chrome	2.KP20522.SC		0.4#	15
		Master Key	2.KP20550		0.2#	11
		Extractor Key	2.KP20551		0.2#	11
		Blank Key	2.KP20552		0.2#	3
		Cut Key	2.KP20557		0.2#	4

Ⓐ Ⓑ

HOW TO ORDER

Indicate the following information on order form:
1. Quantity of each item.
2. Model number, including options. See "How To Build a Model Number".
3. Any special service required.

Note: • The ☐ indicates that a choice is required.
- The absence of the ☐ indicates that no choice is required.
- Alpha-numeric characters in place of ☐ indicate that no other alternatives are available.

HOW TO BUILD A MODEL NUMBER

Ⓐ Select basic model.

Ⓑ Select unit color.
Refer to the **Product Color Options** page in this price list.

SPECIAL SERVICES

Special Carton Marking

With specially marked information	N/C

Shipping

Ships **assembled, FOB Pembroke, ON K8A 0E1, freight prepaid.** Freight class 70.

Specifications and prices are subject to change without prior notice.

All Terrain® Pedestals
Retrofit Kits

All Terrain® Pedestals
Retrofit Kits

	Features	W x D x H	MODEL NUMBER Basic Model/ Edge Style	Unit Color	Surface Finish	Edge Color	Approx. Packaged Weight	Delivered Pricing
 ATAC **Flat Landing Pad Post Kit for Pedestals with Non-Steel Tops** • ATAC/LPPK2 for use with 26-1/4" high units • ATAC/LPPK4 for use with 29-13/16" high units and Binder Tower units • ATAC/LPPK5 for use with 23-11/16" high units		1-9/32"	ATAC/LPPK2	☐☐			0.5#	$ 70
		3-7/8"	ATAC/LPPK4	☐☐			0.5#	70
		4-15/32"	ATAC/LPPK5	☐☐			0.5#	70
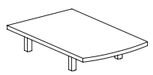 ATAC **Bowed Front, Flat Landing Pad Retrofit Kit for Pedestals with Steel Tops**	For pedestals 17-5/8" D and 26-1/4" H	15 x 18-3/8 x 2-1/32"	ATAC/1518LP3-74P	☐☐	☐☐☐	☐☐☐	7.0#	$ 180
	For pedestals 17-5/8" D and 29-13/16" H	15 x 18-3/8 x 4-5/8"	ATAC/1518LP4-74P	☐☐	☐☐☐	☐☐☐	7.0#	180
	For pedestals 17-5/8" D and 23-11/16" H	15 x 18-3/8 x 5-7/32"	ATAC/1518LP5-74P	☐☐	☐☐☐	☐☐☐	7.0#	180
	For pedestals 21-5/8" D and 26-1/4" H	15 x 22-3/8 x 2-1/32"	ATAC/1522LP3-74P	☐☐	☐☐☐	☐☐☐	8.0#	206
	For pedestals 21-5/8" D and 29-13/16" H	15 x 22-3/8 x 4-5/8"	ATAC/1522LP4-74P	☐☐	☐☐☐	☐☐☐	8.0#	206
	For pedestals 21-5/8" D and 23-11/16" H	15 x 22-3/8 x 5-7/32"	ATAC/1522LP5-74P	☐☐	☐☐☐	☐☐☐	8.0#	206
ATAC **Attached Bowed Front, Flat Top Retrofit Kit for Pedestals with Steel Tops** • Top used for either landing pad or directly fastened to the pedestal	For pedestals 17-5/8" D	15 x 18-3/8 x 3/4"	ATAC/1518T-74P		☐☐☐	☐☐☐	7.0#	$ 191
	For pedestals 21-5/8" D	15 x 22-3/8 x 3/4"	ATAC/1522T-74P		☐☐☐	☐☐☐	8.0#	206

Ⓐ Ⓑ Ⓒ Ⓓ

HOW TO ORDER

Indicate the following information on order form:
1. Quantity of each item.
2. Model number, including options. See "How To Build a Model Number".
3. Any special service required.

Note: • The ☐ indicates that a choice is required.
• The absence of the ☐ indicates that no choice is required.
• Alpha-numeric characters in place of ☐ indicate that no other alternatives are available.

HOW TO BUILD A MODEL NUMBER

Ⓐ Select basic model/edge style.
74P - 3/4" laminate top w/74P edge band

Ⓑ Select unit color.
Refer to the **Product Color Options** page in this price list.

Ⓒ Select surface finish.
Refer to the **Product Color Options** page in this price list.

Ⓓ Select edge color.
Refer to the **Product Color Options** page in this price list.

FINISH INFORMATION

Additional Laminate Offering
Additional laminates beyond KI standard offering, are available with two weeks extended leadtime. To specify additional laminates, use these designators followed by the supplier's color/pattern code:

Formica - LF/supplier's color pattern code
Nevamar - LN/supplier's color pattern code
Wilsonart - LW/supplier's color pattern code

KI's standard finish is the supplier's recommended finish for that color/pattern. Note: Nonstandard laminates from these suppliers (example: textured laminates), require an upcharge and additional leadtime.
Contact KI.

SPECIAL SERVICES

Special Carton Marking

With specially marked information	N/C

Shipping
Ships **assembled, FOB Pembroke, ON K8A 0E1, freight prepaid.** Freight class 70.

Specifications and prices are subject to change without prior notice.

All Terrain® Binder Towers
General Information

BINDER TOWERS

General Information
See All Terrain General Storage Specifications located within this price book for specification information common to all All Terrain storage products. All Terrain binder towers are available in heights and drawer combinations to suit personal or shared storage requirements. Binder towers specified without drawers are optimized for book or binder storage. These units include two adjustable shelves. Units may be specified with a single file drawer that can be used for letter files, legal files, or for A4 files. Units with a file drawer include one fixed and one adjustable shelf and may also be specified with pullout pencil drawer.

All Terrain binder towers may be specified with or without a door, on casters or glides with or without outriggers. The binder tower always includes a laminate either directly attached or as a raised landing pad. These tops can be specified as bowed front rectan-gular or as shaped.

Height
All Terrain binder towers are available in 39-3/4" or 44-11/32" heights. Both heights provide a standing-height worksurface that invites collaboration. Specifying a landing pad, outriggers, casters or glides do not affect the unit height.

Depth and Width
All All Terrain binder towers shells are 18"wide and 17" deep. A shaped top or outriggers add to the overall unit width and depth. Optional outriggers add 3-23/32" to the overall width and depth. Shaped tops add 2-1/2" to the depth and 4" to the width.

Binder Tower Shell
All Terrain binder tower shells are constructed of components consisting of top, top reinforcements, bottom, wrapper (sides and back), upright interior side panels, and bottom reinforcements. The binder tower shell is spot-welded and MIG-welded together.

The top is 18-gauge cold-rolled steel (C.R.S.) with 3/4" flanges on all four sides. The front face has an additional flange formed inward to provide additional strength. Two top 20-gauge reinforcements are welded inward along each side of the top. The reinforcements are punched to allow mounting of the pencil drawer.

The wrapper is formed 20-gauge C.R.S. The wrapper is formed with 3/4" flanges along the two vertical sides. An additional flange is formed inward for additional strength and accepts the upright interior side panels. The upper edges are offset formed to accept the 3/4" top flange. The bottom edges are formed with a 3/4" flange to accept the binder tower bottom.

The bottom is formed 20-gauge C.R.S. with 3/4" flanges on all four sides. The front face has an additional flange formed inward to provide additional strength. Two bottom 20-gauge reinforcements are welded inward along each side of the bottom. The bottom reinforcements are made with eight 1/4" - 20 threaded weldnuts that accept plate-mount or outrigger-mount casters.

The upright interior side panels are made from formed 20-gauge C.R.S. They fill up the interior left and right side of the binder tower. The front and the upright is formed to fit inside the channel form of the wrapper. The rear edge has a 3/4" flange for strength. The uprights are MIG-welded internally at each end, top and bottom. The welding provides a rugged shell design. The uprights are punched with 1" slots on a 1-inch increment pattern to hang the shelf supports. The uprights are also punched to mount the drawer suspensions.

Acrylic Doors
In addition to no door, steel door and laminate door options (see general storage specifications), All Terrain binder towers are available with an acrylic door. The acrylic door is constructed from 1/4" thick frosted clear polycarbonate. The edges are finished with a rounded edge. The door's pull is machined into the door. Acrylic doors are reversible to change between right and left swinging. Acrylic doors do not include locks.

Drawer
Drawer fronts are fabricated from 18-gauge steel, are hemmed at the top, and have a 3/4" flange at the bottom for welding to the drawer body. The front is punched to receive a 1-1/2" diameter rubber grommet pull.

The drawer back is formed from 20-gauge C.R.S. and is hemmed along the top edge. The back is spot-welded to the drawer body.

The drawer body is formed from 20-gauge steel and is hemmed along the top edges. It is spot-welded to the drawer back and drawer front. The drawer body is sized to allow for hanging of legal-size hanging file folders. Also, binder tower drawers do not lock. The sides of the drawer are punched to allow the mounting of hanging bars. The hanger bars allow for hanging of letter-sized hanging file folders. A second set of punched holes allows mounting of the divider for hanging A4-sized hanging file folders.

The optional pencil drawer is a plastic drawer with multiple compartments for small items such as pens, paperclips, etc., and letter or A4-size paper.

Counterbalance
To ensure stability when the drawer is open, a counterbalance weight is factory-installed in binder towers specified with file drawer.

Drawer Suspension
The three-piece suspension assembly allows for the drawer body to extend. The roll-formed precision sections operate on hardened steel ball bearings. The suspension has a hold-in or retaining device to hold the drawer in a closed position.

Binder Tower Shelf and Support
Binder tower shelves are formed from 20-gauge C.R.S. with 3/4" flanges front and back. The front and back faces have an additional flange formed inward 3/4" and another small flange formed upwards to provide additional strength. The shelf support is formed from 20-gauge steel and supports the shelf along the full length of the left and right sides of the shelf. The shelves move up and down the interior of the binder tower in 1" increments.

Locks
Locks are standard on binder tower steel and laminate doors. Locks are not available on acrylic doors or drawers. Locks are a high-security double-bit design. One KI break-away key and one standard key are included with each lock. Units are standard with random keys in a range of 200 different numbers (994 key numbers are available to order). Note that units with multiple locks are keyed alike as standard. Specific key combinations are available at no additional charge. This information must be included with the order.

Locks can be master keyed. Please see the accessories sections of this price book for ordering keys. Available keys are:
- Lock Core/Keys - Lock core and 2 keys are used in P-Series lock housings. Indicate in order notes if a specific core number is required.
- Master Key - Single key which opens any P-Series lock.
- Extractor Key - Single key which extracts any P-Series lock core.
- Blank Key - Single uncut P-Series key to be cut as required by locksmith.
- Cut Key - 2 keys for a specific P-Series lock core number as indicated in the order notes.

All locks have removable and interchangeable plugs. This feature provides for on-site custom keying. Units can be supplied with the lock plugs installed or shipped separately. To install or remove lock plugs, a unique key is required. This key is the extractor (core-removal) key and can be found in the storage accessories portions of this price book. Contact customer service to order lock accessories. To order plugs for field installation, specify "lock plugs not installed" on order. Order must specify total quantity of specific key numbered locks.

Example: 30 plugs
3 keyed alike
10 keyed alike
17 keyed alike

Door Front/Pull Style

S2
Steel Door
Metric Pull



L2
Laminate Door
Metric Pull



S3, S4
Steel Door
Bow Tie Pull



L3, L4
Laminate Door
Bow Tie Pull



S5, S6
Steel Door
Beveled Pull



PR, PL
Acrylic Door



Binder Tower Drawer

	W	D	H
Inside Drawer Dimensions	**15¼"**	**13½"**	**11¾"**

Binder Tower Drawer
Suspended Filing Configurations

Letter side-to-side

- 15⅛" side-to-side letter-sized file capacity

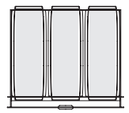

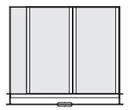

Legal front-to-back

- 14½" front-to-back legal-sized file capacity

Files



All Terrain® Binder Towers

Pencil/Shelf/File with Outriggers

All Terrain® Binder Towers

Pencil/Shelf/File with Outriggers



Lectern Option Shown

ATBT

Landing Pad - Bowed Front Flat or Bowed Radius Lectern Top

- Outrigger casters or glides
- 3/4" landing pad, bowed front creates space of 3-7/8"
- 12" file drawer, legal front-to-back
- Pencil drawer under top of cabinet
- One fixed and one adjustable shelf
- 44" unit provides two rows and 39" unit provides one row of 16-3/8 lineal inches for book or binder storage



Lectern Option Shown

ATBT

Landing Pad - Shaped Flat or Bowed Radius Lectern Top

- Outrigger casters or glides
- 3/4" landing pad, shaped top creates space of 3-7/8"
- 12" file drawer, legal front-to-back
- Pencil drawer under top of cabinet
- One fixed and one adjustable shelf
- 44" unit provides two rows and 39" unit provides one row of 16-3/8 lineal inches for book or binder storage

	MODEL NUMBER														
W x D x H	Basic Model/ Edge Style	Front Pull Style	Base	Unit Color	Surface Finish	Edge Color	Front Surface Finish	Lectern Option	Lock Option	Lock Color	Approx. Packaged Weight	"N" No Door	S5 & S6 Steel Front Beveled Pull	S2, S3 & S4 Steel Front Bow Tie or Metric Pull	PR & PL Acrylic Door	L2, L3 & L4 Laminate Front Bow Tie or Metric Pull
21-1/8 x 19-13/16 x 39-3/4"	ATBT39PFRLC-74P	□□	□□□	□□	□□□	□□□	□□□	□□	□□	□□□	115.0#	$ 1741	$ 1963	$ 1990	$ 2310	$ 2310
21-1/8 x 19-13/16 x 44-11/32"	ATBT44PFRLC-74P	□□	□□□	□□	□□□	□□□	□□□	□□	□□	□□□	120.0#	1773	1989	2019	2381	2398
22 x 19-5/8 x 39-3/4"	ATBT39PFRLS-74P	□□	□□□	□□	□□□	□□□	□□□	□□	□□	□□□	118.0#	$ 1775	$ 1989	$ 2015	$ 2336	$ 2336
22 x 19-5/8 x 44-11/32"	ATBT44PFRLS-74P	□□	□□□	□□	□□□	□□□	□□□	□□	□□	□□□	123.0#	1788	2015	2041	2402	2422

Ⓐ Ⓑ Ⓒ Ⓓ Ⓔ Ⓕ Ⓖ Ⓗ Ⓘ Ⓙ

HOW TO ORDER

Indicate the following information on order form:
1. Quantity of each item.
2. Model number, including options. See "How To Build a Model Number".
3. Any special service required.

Note: • The □ indicates that a choice is required.
- The absence of the □ indicates that no choice is required.
- Alpha-numeric characters in place of □ indicate that no other alternatives are available.

HOW TO BUILD A MODEL NUMBER

Ⓐ Select basic model/edge style.

74P	- 3/4" laminate top w/74P edge band

Ⓑ Select front/pull style.

N	- None
S5L	- Steel/satin chrome beveled pull (hinge left)
S5R	- Steel/satin chrome beveled pull (hinge right)
S6L	- Steel/black beveled pull (hinge left)
S6R	- Steel/black beveled pull (hinge right)
S2L	- Steel/aluminum metric (hinge left)
S2R	- Steel/aluminum metric (hinge right)
S3L	- Steel/aluminum bow tie (hinge left)
S3R	- Steel/aluminum bow tie (hinge right)
S4L	- Steel/nickel bow tie (hinge left)
S4R	- Steel/nickel bow tie (hinge right)
PL	- Frosted acrylic (hinge left)
PR	- Frosted acrylic (hinge right)
L2L	- Laminate/aluminum metric (hinge left)
L2R	- Laminate/aluminum metric (hinge right)
L3L	- Laminate/aluminum bow tie (hinge left)
L3R	- Laminate/aluminum bow tie (hinge right)
L4L	- Laminate/nickel bow tie (hinge left)
L4R	- Laminate/nickel bow tie (hinge right)

Ⓒ Select base style.

4CW	- 4 black casters (2 locking)
4GB	- 4 black glides
4MW	- 2 black casters, 2 black/white glides

Ⓓ Select unit color.
Refer to the **Product Color Options** page in this price list.

Ⓔ Select surface finish.
Refer to the **Product Color Options** page in this price list.
Surface finish offerings are based on edge style selections.

Ⓕ Select edge color.
Refer to the **Product Color Options** page in this price list.
Edge color offerings are based on edge style selections.

Ⓖ Select front surface finish.
Refer to the **Product Color Options** page in this price list.

Ⓗ Select lectern option.
Select to have the landing pad angled for better viewing of presentation material.

NL	- No lectern
LO	- Lectern; add $37

Ⓘ Select lock option.

KS	- Key standard
NLC	- No lock core
KA	- Key alike

Lock option not available when "N", "PL" or "PR" is selected for door front/pull option.

Ⓙ Select lock color.
Refer to the **Product Color Options** page in this price list.

FINISH INFORMATION

Additional Laminate Offering

Additional laminates beyond KI standard offering, are available with two weeks extended leadtime.
To specify additional laminates, use these designators followed by the supplier's color/pattern code:

Formica - LF/supplier's color pattern code
Nevamar - LN/supplier's color pattern code
Wilsonart - LW/supplier's color pattern code

KI's standard laminate finish is the supplier's recommended finish for that color/pattern.
Note: Nonstandard laminates from these suppliers (example: textured laminates) require a Product Modification Request.
Contact customer service for details.

SPECIAL SERVICES

Special Carton Marking

With specially marked information N/C

Shipping

Ships **assembled, FOB Pembroke, ON K8A 0E1, freight prepaid.** Freight class 100.

Specifications and prices are subject to change without prior notice.

All Terrain® Binder Towers
Pencil/Shelf/File

All Terrain® Binder Towers
Pencil/Shelf/File

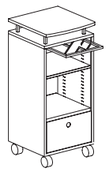

ATBT

Landing Pad - Bowed Front Flat Top

- 3/4" landing pad, bowed front creates space of 3-7/8"
- 12" file drawer, legal front-to-back
- Pencil drawer under top of cabinet
- One fixed and one adjustable shelf
- 44" unit provides two rows and 39" unit provides one row of 16-3/8 lineal inches for book binder



ATBT

Landing Pad - Shaped Flat Top

- 3/4" landing pad, shaped top creates space of 3-7/8"
- 12" file drawer, legal front-to-back
- Pencil drawer under top of cabinet
- One fixed and one adjustable shelf
- 44" unit provides two rows and 39" unit provides one row of 16-3/8 lineal inches for book binder

	MODEL NUMBER													
W x D x H	Basic Model/ Edge Style (A)	Front Pull Style (B)	Base (C)	Unit Color (D)	Surface Finish (E)	Edge Color (F)	Front Surface Finish (G)	Lock Option (H)	Lock Color (I)	Approx. Packaged Weight	"N" No Door	S5 & S6 Steel Front Beveled Pull	S2, S3 & S4 Steel Front Bow Tie or Metric Pull	PR & PL Acrylic Door	L2, L3 & L4 Laminate Front Bow Tie or Metric Pull
18 x 18-1/2 x 39-3/4"	ATBT39PFLC-74P	□□	□□□	□□	□□□	□□□	□□□	□□	□□□	114.0#	$ 1605	$ 1824	$ 1853	$ 2166	$ 2166
18 x 18-1/2 x 44-11/32"	ATBT44PFLC-74P	□□	□□□	□□	□□□	□□□	□□□	□□	□□□	119.0#	1623	1851	1874	2240	2257
22 x 19-5/8 x 39-3/4"	ATBT39PFLS-74P	□□	□□□	□□	□□□	□□□	□□□	□□	□□□	117.0#	$ 1627	$ 1851	$ 1874	$ 2190	$ 2193
22 x 19-5/8 x 44-11/32"	ATBT44PFLS-74P	□□	□□□	□□	□□□	□□□	□□□	□□	□□□	122.0#	1652	1871	1902	2260	2283

Ⓐ Ⓑ Ⓒ Ⓓ Ⓔ Ⓕ Ⓖ Ⓗ Ⓘ

HOW TO ORDER

Indicate the following information on order form:
1. Quantity of each item.
2. Model number, including options. See "How To Build a Model Number".
3. Any special service required.

Note: • The □ indicates that a choice is required.
- The absence of the □ indicates that no choice is required.
- Alpha-numeric characters in place of □ indicate that no other alternatives are available.

HOW TO BUILD A MODEL NUMBER

Ⓐ Select basic model/edge style.

74P	- 3/4" laminate top w/74P edge band

Ⓑ Select front/pull style.

N	- None
S5L	- Steel/satin chrome beveled pull (hinge left)
S5R	- Steel/satin chrome beveled pull (hinge right)
S6L	- Steel/black beveled pull (hinge left)
S6R	- Steel/black beveled pull (hinge right)
S2L	- Steel/aluminum metric (hinge left)
S2R	- Steel/aluminum metric (hinge right)
S3L	- Steel/aluminum bow tie (hinge left)
S3R	- Steel/aluminum bow tie (hinge right)
S4L	- Steel/nickel bow tie (hinge left)
S4R	- Steel/nickel bow tie (hinge right)
PL	- Frosted acrylic (hinge left)
PR	- Frosted acrylic (hinge right)
L2L	- Laminate/aluminum metric (hinge left)
L2R	- Laminate/aluminum metric (hinge right)
L3L	- Laminate/aluminum bow tie (hinge left)
L3R	- Laminate/aluminum bow tie (hinge right)
L4L	- Laminate/nickel bow tie (hinge left)
L4R	- Laminate/nickel bow tie (hinge right)

Ⓒ Select base style.

4CW	- 4 black casters (2 locking)
4GB	- 4 black glides
4MW	- 2 black casters, 2 black/white glides

Ⓓ Select unit color.
Refer to the **Product Color Options** page in this price list.

Ⓔ Select surface finish.
Refer to the **Product Color Options** page in this price list.
Surface finish offerings are based on edge style selections.

Ⓕ Select edge color.
Refer to the **Product Color Options** page in this price list.
Edge color offerings are based on edge style selections.

Ⓖ Select front surface finish.
Refer to the **Product Color Options** page in this price list.

Ⓗ Select lock option.

KS	- Key standard
NLC	- No lock core
KA	- Key alike

Lock option not available when "N", "PL" or "PR" is selected for door front/pull option.

Ⓘ Select lock color.
Refer to the **Product Color Options** page in this price list.

FINISH INFORMATION

Additional Laminate Offering
Additional laminates beyond KI standard offering, are available with two weeks extended leadtime.
To specify additional laminates, use these designators followed by the supplier's color/pattern code:

Formica - LF/supplier's color pattern code
Nevamar - LN/supplier's color pattern code
Wilsonart - LW/supplier's color pattern code

KI's standard laminate finish is the supplier's recommended finish for that color/pattern.
Note: Nonstandard laminates from these suppliers (example: textured laminates) require a Product Modification Request.
Contact customer service for details.

SPECIAL SERVICES

Special Carton Marking

With specially marked information	N/C

Shipping
Ships **assembled, FOB Pembroke, ON K8A 0E1, freight prepaid.** Freight class 100.

Specifications and prices are subject to change without prior notice.

All Terrain® Binder Towers
Shelf/File with Outriggers

All Terrain® Binder Towers
Shelf/File with Outriggers

	W x D x H	MODEL NUMBER Basic Model/ Edge Style	Front Pull Style	Base	Unit Color	Surface Finish	Edge Color	Front Surface Finish	Lectern Option	Lock Option	Lock Color	Approx. Packaged Weight	"N" No Door	S5 & S6 Steel Front Beveled Pull	S2, S3 & S4 Steel Front Bow Tie or Metric Pull	PR & PL Acrylic Door	L2, L3 & L4 Laminate Front Bow Tie or Metric Pull
 Lectern Option Shown	21-1/8 x 19-13/16 x 39-3/4"	ATBT39FRLC-74P	□□	□□□	□□	□□□	□□□	□□□	□□	□□	□□□	114.0#	$ 1629	$ 1853	$ 1877	$ 2198	$ 2198
	21-1/8 x 19-13/16 x 44-11/32"	ATBT44FRLC-74P	□□	□□□	□□	□□□	□□□	□□□	□□	□□	□□□	114.0#	1654	1876	1904	2267	2284
ATBT **Landing Pad - Bowed Front Flat or Bowed Radius Lectern Top** • Outrigger casters or glides • 3/4" landing pad, bowed front creates space of 3-7/8" • 12" file drawer, legal front-to-back • One fixed and one adjustable shelf • 44" unit provides two rows and 39" unit provides one row of 16-3/8 lineal inches for book or binder																	
 Lectern Option Shown	22 x 19-5/8 x 39-3/4"	ATBT39FRLS-74P	□□	□□□	□□	□□□	□□□	□□□	□□	□□	□□□	117.0#	$ 1657	$ 1903	$ 1903	$ 2217	$ 2219
	22 x 19-5/8 x 44-11/32"	ATBT44FRLS-74P	□□	□□□	□□	□□□	□□□	□□□	□□	□□	□□□	122.0#	1675	1876	1926	2291	2310
ATBT **Landing Pad - Shaped Flat or Bowed Radius Lectern Top** • Outrigger casters or glides • 3/4" landing pad, shaped top creates space of 3-7/8" • 12" file drawer, legal front-to-back • One fixed and one adjustable shelf • 44" unit provides two rows and 39" unit provides one row of 16-3/8 lineal inches for book or binder																	

Ⓐ Ⓑ Ⓒ Ⓓ Ⓔ Ⓕ Ⓖ Ⓗ Ⓘ Ⓙ

HOW TO ORDER

Indicate the following information on order form:
1. Quantity of each item.
2. Model number, including options. See "How To Build a Model Number".
3. Any special service required.

Note: • The □ indicates that a choice is required.
- The absence of the □ indicates that no choice is required.
- Alpha-numeric characters in place of □ indicate that no other alternatives are available.

HOW TO BUILD A MODEL NUMBER

Ⓐ Select basic model/edge style.

74P	- 3/4" laminate top w/74P edge band

Ⓑ Select front/pull style.

N	- None
S5L	- Steel/satin chrome beveled pull (hinge left)
S5R	- Steel/satin chrome beveled pull (hinge right)
S6L	- Steel/black beveled pull (hinge left)
S6R	- Steel/black beveled pull (hinge right)
S2L	- Steel/aluminum metric (hinge left)
S2R	- Steel/aluminum metric (hinge right)
S3L	- Steel/aluminum bow tie (hinge left)
S3R	- Steel/aluminum bow tie (hinge right)
S4L	- Steel/nickel bow tie (hinge left)
S4R	- Steel/nickel bow tie (hinge right)
PL	- Frosted acrylic (hinge left)
PR	- Frosted acrylic (hinge right)
L2L	- Laminate/aluminum metric (hinge left)
L2R	- Laminate/aluminum metric (hinge right)
L3L	- Laminate/aluminum bow tie (hinge left)
L3R	- Laminate/aluminum bow tie (hinge right)
L4L	- Laminate/nickel bow tie (hinge left)
L4R	- Laminate/nickel bow tie (hinge right)

Ⓒ Select base style.

4CW	- 4 black casters (2 locking)
4GB	- 4 black glides
4MW	- 2 black casters, 2 black/white glides

Ⓓ Select unit color.
Refer to the **Product Color Options** page in this price list.

Ⓔ Select surface finish.
Refer to the **Product Color Options** page in this price list.
Surface finish offerings are based on edge style selections.

Ⓕ Select edge color.
Refer to the **Product Color Options** page in this price list.
Edge color offerings are based on edge style selections.

Ⓖ Select front surface finish.
Refer to the **Product Color Options** page in this price list.

Ⓗ Select lectern option.
Select to have the landing pad angled for better viewing of presentation material.

NL	- No lectern
LO	- Lectern; add $37

Ⓘ Select lock option.

KS	- Key standard
NLC	- No lock core
KA	- Key alike

Lock option not available when "N", "PL" or "PR" is selected for door front/pull option.

Ⓙ Select lock color.
Refer to the **Product Color Options** page in this price list.

FINISH INFORMATION

Additional Laminate Offering
Additional laminates beyond KI standard offering, are available with two weeks extended leadtime.
To specify additional laminates, use these designators followed by the supplier's color/pattern code:

Formica - LF/supplier's color pattern code
Nevamar - LN/supplier's color pattern code
Wilsonart - LW/supplier's color pattern code

KI's standard laminate finish is the supplier's recommended finish for that color/pattern.
Note: Nonstandard laminates from these suppliers (example: textured laminates) require a Product Modification Request.
Contact customer service for details.

SPECIAL SERVICES

Special Carton Marking

With specially marked information	N/C

Shipping
Ships **assembled, FOB Pembroke, ON K8A 0E1, freight prepaid.** Freight class 100.

Specifications and prices are subject to change without prior notice.

All Terrain® Binder Towers
Shelf/File

All Terrain® Binder Towers
Shelf/File

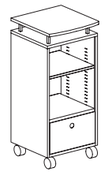

ATBT

Landing Pad - Bowed Front Flat Top

- 3/4" landing pad, bowed front creates space of 3-7/8"
- 12" file drawer, legal front-to-back
- One fixed and one adjustable shelf
- 44" unit provides two rows and 39" unit provides one row of 16-3/8 lineal inches for book or binder storage

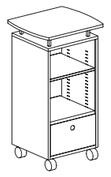

ATBT

Landing Pad - Shaped Flat Top

- 3/4" landing pad, shaped top creates space of 3-7/8"
- 12" file drawer, legal front-to-back
- One fixed and one adjustable shelf
- 44" unit provides two rows and 39" unit provides one row of 16-3/8 lineal inches for book or binder storage

	MODEL NUMBER													
W x D x H	Basic Model/ Edge Style	Front Pull Style	Base	Unit Color	Surface Finish	Edge Color	Front Surface Finish	Lock Option	Lock Color	Approx. Packaged Weight	"N" No Door	S5 & S6 Steel Front Beveled Pull	S2, S3 & S4 Steel Front Bow Tie or Metric Pull	PR & PL Acrylic Door	L2, L3 & L4 Laminate Front Bow Tie or Metric Pull
18 x 18-3/4 x 39-3/4"	ATBT39FLC-74P	□□	□□□	□□	□□□	□□□	□□□	□□	□□□	113.0#	$ 1489	$ 1713	$ 1738	$ 2053	$ 2054
18 x 18-3/4 x 44-11/32"	ATBT44FLC-74P	□□	□□□	□□	□□□	□□□	□□□	□□	□□□	118.0#	1507	1737	1756	2124	2144
22 x 19-5/8 x 39-3/4"	ATBT39FLS-74P	□□	□□□	□□	□□□	□□□	□□□	□□	□□□	116.0#	$ 1510	$ 1737	$ 1756	$ 2079	$ 2080
22 x 19-5/8 x 44-11/32"	ATBT44FLS-74P	□□	□□□	□□	□□□	□□□	□□□	□□	□□□	121.0#	1535	1755	1784	2148	2166

Ⓐ Ⓑ Ⓒ Ⓓ Ⓔ Ⓕ Ⓖ Ⓗ Ⓘ

HOW TO ORDER

Indicate the following information on order form:
1. Quantity of each item.
2. Model number, including options. See "How To Build a Model Number".
3. Any special service required.

Note:
- The □ indicates that a choice is required.
- The absence of the □ indicates that no choice is required.
- Alpha-numeric characters in place of □ indicate that no other alternatives are available.

HOW TO BUILD A MODEL NUMBER

Ⓐ Select basic model/edge style.

74P	- 3/4" laminate top w/74P edge band

Ⓑ Select front/pull style.

N	- None
S5L	- Steel/satin chrome beveled pull (hinge left)
S5R	- Steel/satin chrome beveled pull (hinge right)
S6L	- Steel/black beveled pull (hinge left)
S6R	- Steel/black beveled pull (hinge right)
S2L	- Steel/aluminum metric (hinge left)
S2R	- Steel/aluminum metric (hinge right)
S3L	- Steel/aluminum bow tie (hinge left)
S3R	- Steel/aluminum bow tie (hinge right)
S4L	- Steel/nickel bow tie (hinge left)
S4R	- Steel/nickel bow tie (hinge right)
PL	- Frosted acrylic (hinge left)
PR	- Frosted acrylic (hinge right)
L2L	- Laminate/aluminum metric (hinge left)
L2R	- Laminate/aluminum metric (hinge right)
L3L	- Laminate/aluminum bow tie (hinge left)
L3R	- Laminate/aluminum bow tie (hinge right)
L4L	- Laminate/nickel bow tie (hinge left)
L4R	- Laminate/nickel bow tie (hinge right)

Ⓒ Select base style.

4CW	- 4 black casters (2 locking)
4GB	- 4 black glides
4MW	- 2 black casters, 2 black/white glides

Ⓓ Select unit color.
Refer to the **Product Color Options** page in this price list.

Ⓔ Select surface finish.
Refer to the **Product Color Options** page in this price list.
Surface finish offerings are based on edge style selections.

Ⓕ Select edge color.
Refer to the **Product Color Options** page in this price list.
Edge color offerings are based on edge style selections.

Ⓖ Select front surface finish.
Refer to the **Product Color Options** page in this price list.

Ⓗ Select lock option.

KS	- Key standard
NLC	- No lock core
KA	- Key alike

Lock option not available when "N", "PL" or "PR" is selected for door front/pull option.

Ⓘ Select lock color.
Refer to the **Product Color Options** page in this price list.

FINISH INFORMATION

Additional Laminate Offering

Additional laminates beyond KI standard offering, are available with two weeks extended leadtime. To specify additional laminates, use these designators followed by the supplier's color/pattern code:

Formica - LF/supplier's color pattern code
Nevamar - LN/supplier's color pattern code
Wilsonart - LW/supplier's color pattern code

KI's standard laminate finish is the supplier's recommended finish for that color/pattern.
Note: Nonstandard laminates from these suppliers (example: textured laminates) require a Product Modification Request.
Contact customer service for details.

SPECIAL SERVICES

Special Carton Marking

With specially marked information	N/C

Shipping

Ships **assembled, FOB Pembroke, ON K8A 0E1, freight prepaid.** Freight class 100.

Specifications and prices are subject to change without prior notice.

All Terrain® Binder Towers

Shelf/Shelf with Outriggers

All Terrain® Binder Towers
Shelf/Shelf with Outriggers

	W x D x H	MODEL NUMBER: Basic Model/ Edge Style	Front Pull Style	Base	Unit Color	Surface Finish	Edge Color	Front Surface Finish	Lectern Option	Lock Option	Lock Color	Approx. Packaged Weight	"N" No Door	S5 & S6 Steel Front Beveled Pull	S2, S3 & S4 Steel Front Bow Tie or Metric Pull	PR & PL Acrylic Door	L2, L3 & L4 Laminate Front Bow Tie or Metric Pull
 Lectern Option Shown	21-1/8 x 19-13/16 x 39-3/4"	ATBT39RLC-74P	□□	□□□	□□	□□□	□□□	□□□	□□	□□	□□□	79.0#	$ 1503	$ 1723	$ 1752	$ 2071	$ 2071
	21-1/8 x 19-13/16 x 44-11/32"	ATBT44RLC-74P	□□	□□□	□□	□□□	□□□	□□□	□□	□□	□□□	84.0#	1527	1750	1779	2140	2161
ATBT **Landing Pad - Bowed Front Flat or Bowed Radius Lectern Top** • Outrigger casters or glides • 3/4" landing pad, bowed front creates space of 3-7/8" • Two adjustable shelves • 44" unit provides two rows and 39" unit provides one row of 16-3/8" lineal inches for book or binder storage																	
 Lectern Option Shown	22 x 19-5/8 x 39-3/4"	ATBT39RLS-74P	□□	□□□	□□	□□□	□□□	□□□	□□	□□	□□□	82.0#	$ 1532	$ 1750	$ 1779	$ 2096	$ 2097
	22 x 19-5/8 x 44-11/32"	ATBT44RLS-74P	□□	□□□	□□	□□□	□□□	□□□	□□	□□	□□□	87.0#	1547	1779	1802	2164	2182
ATBT **Landing Pad - Shaped Flat or Bowed Radius Lectern Top** • Outrigger casters or glides • 3/4" landing pad, shaped top creates space of 3-7/8" • Two adjustable shelves • 44" unit provides two rows and 39" unit provides one row of 16-3/8" lineal inches for book or binder storage																	

Ⓐ Ⓑ Ⓒ Ⓓ Ⓔ Ⓕ Ⓖ Ⓗ Ⓘ Ⓙ

HOW TO ORDER

Indicate the following information on order form:
1. Quantity of each item.
2. Model number, including options. See "How To Build a Model Number".
3. Any special service required.

Note: • The □ indicates that a choice is required.
- The absence of the □ indicates that no choice is required.
- Alpha-numeric characters in place of □ indicate that no other alternatives are available.

HOW TO BUILD A MODEL NUMBER

Ⓐ Select basic model/edge style.

74P	- 3/4" laminate top w/74P edge band

Ⓑ Select front/pull style.

N	- None
S5L	- Steel/satin chrome beveled pull (hinge left)
S5R	- Steel/satin chrome beveled pull (hinge right)
S6L	- Steel/black beveled pull (hinge left)
S6R	- Steel/black beveled pull (hinge right)
S2L	- Steel/aluminum metric (hinge left)
S2R	- Steel/aluminum metric (hinge right)
S3L	- Steel/aluminum bow tie (hinge left)
S3R	- Steel/aluminum bow tie (hinge right)
S4L	- Steel/nickel bow tie (hinge left)
S4R	- Steel/nickel bow tie (hinge right)
PL	- Frosted acrylic (hinge left)
PR	- Frosted acrylic (hinge right)
L2L	- Laminate/aluminum metric (hinge left)
L2R	- Laminate/aluminum metric (hinge right)
L3L	- Laminate/aluminum bow tie (hinge left)
L3R	- Laminate/aluminum bow tie (hinge right)
L4L	- Laminate/nickel bow tie (hinge left)
L4R	- Laminate/nickel bow tie (hinge right)

Ⓒ Select base style.

4CW	- 4 black casters (2 locking)
4GB	- 4 black glides
4MW	- 2 black casters, 2 black/white glides

Ⓓ Select unit color.
Refer to the **Product Color Options** page in this price list.

Ⓔ Select surface finish.
Refer to the **Product Color Options** page in this price list.
Surface finish offerings are based on edge style selections.

Ⓕ Select edge color.
Refer to the **Product Color Options** page in this price list.
Edge color offerings are based on edge style selections.

Ⓖ Select front surface finish.
Refer to the **Product Color Options** page in this price list.

Ⓗ Select lectern option.
Select to have the landing pad angled for better viewing of presentation material.

NL	- No lectern
LO	- Lectern; add $37

Ⓘ Select lock option.

KS	- Key standard
NLC	- No lock core
KA	- Key alike

Lock option not available when "N", "PL" or "PR" is selected for door front/pull option.

Ⓙ Select lock color.
Refer to the **Product Color Options** page in this price list.

FINISH INFORMATION

Additional Laminate Offering

Additional laminates beyond KI standard offering, are available with two weeks extended leadtime. To specify additional laminates, use these designators followed by the supplier's color/pattern code:

Formica - LF/supplier's color pattern code
Nevamar - LN/supplier's color pattern code
Wilsonart - LW/supplier's color pattern code

KI's standard laminate finish is the supplier's recommended finish for that color/pattern.
Note: Nonstandard laminates from these suppliers (example: textured laminates) require a Product Modification Request.
Contact customer service for details.

SPECIAL SERVICES

Special Carton Marking

With specially marked information	N/C

Shipping

Ships **assembled, FOB Pembroke, ON K8A 0E1, freight prepaid.** Freight class 100.

Specifications and prices are subject to change without prior notice.

All Terrain® Binder Towers
Shelf/Shelf

All Terrain® Binder Towers
Shelf/Shelf

	W x D x H	MODEL NUMBER Basic Model/ Edge Style	Front Pull Style	Base	Unit Color	Surface Finish	Edge Color	Front Surface Finish	Lock Option	Lock Color	Approx. Packaged Weight	"N" No Door	S5 & S6 Steel Front Beveled Pull	S2, S3 & S4 Steel Front Bow Tie or Metric Pull	PR & PL Acrylic Door	L2, L3 & L4 Laminate Front Bow Tie or Metric Pull
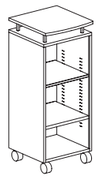	18 x 18-3/4 x 39-3/4"	ATBT39LC-74P	□□	□□□	□□	□□□	□□□	□□□	□□	□□□	78.0#	$ 1365	$ 1584	$ 1609	$ 1928	$ 1928
	18 x 18-3/4 x 44-11/32"	ATBT44LC-74P	□□	□□□	□□	□□□	□□□	□□□	□□	□□□	83.0#	1381	1609	1633	1998	2019
ATBT **Landing Pad - Bowed Front Flat Top** • 3/4" landing pad, bowed front creates space of 3-7/8" • Two adjustable shelves • 44" unit provides two rows and 39" unit provides one row of 16-3/8 lineal inches for book or binder storage																
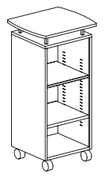	22 x 19-5/8 x 39-3/4"	ATBT39LS-74P	□□	□□□	□□	□□□	□□□	□□□	□□	□□□	78.0#	$ 1387	$ 1607	$ 1633	$ 1956	$ 1956
	22 x 19-5/8 x 44-11/32"	ATBT44LS-74P	□□	□□□	□□	□□□	□□□	□□□	□□	□□□	83.0#	1408	1632	1660	2024	2042
ATBT **Landing Pad - Shaped Flat Top** • 3/4" landing pad, shaped top creates space of 3-7/8" • Two adjustable shelves • 44" unit provides two rows and 39" unit provides one row of 16-3/8 lineal inches for book or binder storage																

Ⓐ Ⓑ Ⓒ Ⓓ Ⓔ Ⓕ Ⓖ Ⓗ Ⓘ

HOW TO ORDER

Indicate the following information on order form:
1. Quantity of each item.
2. Model number, including options. See "How To Build a Model Number".
3. Any special service required.

Note: • The □ indicates that a choice is required.
- The absence of the □ indicates that no choice is required.
- Alpha-numeric characters in place of □ indicate that no other alternatives are available.

HOW TO BUILD A MODEL NUMBER

Ⓐ Select basic model/edge style.

74P	- 3/4" laminate top w/74P edge band

Ⓑ Select front/pull style.

N	- None
S5L	- Steel/satin chrome beveled pull (hinge left)
S5R	- Steel/satin chrome beveled pull (hinge right)
S6L	- Steel/black beveled pull (hinge left)
S6R	- Steel/black beveled pull (hinge right)
S2L	- Steel/aluminum metric (hinge left)
S2R	- Steel/aluminum metric (hinge right)
S3L	- Steel/aluminum bow tie (hinge left)
S3R	- Steel/aluminum bow tie (hinge right)
S4L	- Steel/nickel bow tie (hinge left)
S4R	- Steel/nickel bow tie (hinge right)
PL	- Frosted acrylic (hinge left)
PR	- Frosted acrylic (hinge right)
L2L	- Laminate/aluminum metric (hinge left)
L2R	- Laminate/aluminum metric (hinge right)
L3L	- Laminate/aluminum bow tie (hinge left)
L3R	- Laminate/aluminum bow tie (hinge right)
L4L	- Laminate/nickel bow tie (hinge left)
L4R	- Laminate/nickel bow tie (hinge right)

Ⓒ Select base style.

4CW	- 4 black casters (2 locking)
4GB	- 4 black glides
4MW	- 2 black casters, 2 black/white glides

Ⓓ Select unit color.
Refer to the **Product Color Options** page in this price list.

Ⓔ Select surface finish.
Refer to the **Product Color Options** page in this price list.
Surface finish offerings are based on edge style selections.

Ⓕ Select edge color.
Refer to the **Product Color Options** page in this price list.
Edge color offerings are based on edge style selections.

Ⓖ Select front surface finish.
Refer to the **Product Color Options** page in this price list.

Ⓗ Select lock option.

KS	- Key standard
NLC	- No lock core
KA	- Key alike

Lock option not available when "N", "PL" or "PR" is selected for door front/pull option.

Ⓘ Select lock color.
Refer to the **Product Color Options** page in this price list.

FINISH INFORMATION

Additional Laminate Offering
Additional laminates beyond KI standard offering, are available with two weeks extended leadtime. To specify additional laminates, use these designators followed by the supplier's color/pattern code:

Formica - LF/supplier's color pattern code
Nevamar - LN/supplier's color pattern code
Wilsonart - LW/supplier's color pattern code

KI's standard laminate finish is the supplier's recommended finish for that color/pattern.
Note: Nonstandard laminates from these suppliers (example: textured laminates) require a Product Modification Request.
Contact customer service for details.

SPECIAL SERVICES

Special Carton Marking

With specially marked information	N/C

Shipping
Ships **assembled, FOB Pembroke, ON K8A 0E1, freight prepaid.** Freight class 100.

Specifications and prices are subject to change without prior notice.

All Terrain® Binder Towers
Accessories

All Terrain® Binder Towers
Accessories

	MODEL	Features	H	MODEL NUMBER Basic Model	MODEL NUMBER Unit Color	Approx. Packaged Weight	Delivered Pricing
 HRDPT	**3" Caster Kit** • Kit includes two locking and two non-locking casters and stems • Casters feature twin 2-15/16" diameter wheels • Black hub, black caster		3-3/8"	2.KP80635		2.0#	$ 44
 HRDPT	**Glides** • Same height as casters • Provides 1/2" height adjustment		3-3/8"	2.KP103000BLWH		1.0#	$ 43
 ATAC	**Caster Mount Kit - Inset** • Inset caster mount kit • Casters not included • Not to be used on pedestals			ATAC/4I		1.5#	$ 72
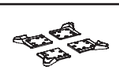 ATAC	**Caster Mount Kit - Outrigger** • Outrigger caster mount kit • Casters not included • Not to be used on pedestals			ATAC/T4R	□□	2.0#	$ 158
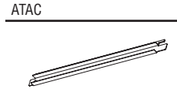 ATAC	**Folder Bar Channel** • Fits binder tower file drawer • Black finish only			ATAC/BTFB		0.5#	$ 40
				Ⓐ	Ⓑ		

HOW TO ORDER

Indicate the following information on order form:
1. Quantity of each item.
2. Model number, including options. See "How To Build a Model Number".
3. Any special service required.

Note: • The □ indicates that a choice is required.
- The absence of the □ indicates that no choice is required.
- Alpha-numeric characters in place of □ indicate that no other alternatives are available.

HOW TO BUILD A MODEL NUMBER

Ⓐ Select basic model.

Ⓑ Select unit color.
Refer to the **Product Color Options** page in this price list.

SPECIAL SERVICES

Special Carton Marking

With specially marked information	N/C

Shipping

Ships **assembled, FOB Pembroke, ON K8A 0E1, freight prepaid.** Freight class 70.

Specifications and prices are subject to change without prior notice.

All Terrain® Binder Towers
Accessories

All Terrain® Binder Towers
Accessories

	MODEL	W x D x H	MODEL NUMBER: Basic Model/ Edge Style	MODEL NUMBER: Unit Color	Approx. Packaged Weight	Delivered Pricing
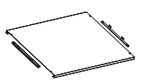	**Adjustable Blank Shelf** • Blank shelf	16-1/2 x 16-3/8 x 3/4"	ATAC/1817BS	□□	4.0#	$ 82
ATAC						
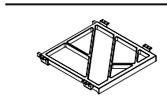	**Pencil Drawer Kit** • Retrofit kit to add the pull-out pencil drawer • Black finish only	13-3/8 x 13-3/4 x 1-3/16"	ATAC/BTPENDR		2.0#	$ 176
ATAC						
			Ⓐ	Ⓑ		

HOW TO ORDER

Indicate the following information on order form:
1. Quantity of each item.
2. Model number, including options. See “How To Build a Model Number”.
3. Any special service required.

Note: • The □ indicates that a choice is required.
- The absence of the □ indicates that no choice is required.
- Alpha-numeric characters in place of □ indicate that no other alternatives are available.

HOW TO BUILD A MODEL NUMBER

Ⓐ Select basic model/edge style.

74P	- 3/4” laminate top w/74P edge band

Ⓑ Select unit color.
Refer to the **Product Color Options** page in this price list.

SPECIAL SERVICES

Special Carton Marking

With specially marked information	N/C

Shipping
Ships **assembled, FOB Pembroke, ON K8A 0E1, freight prepaid.** Freight class 70.

Specifications and prices are subject to change without prior notice.

All Terrain® Binder Towers
Accessories

All Terrain® Binder Towers
Accessories

	MODEL	Features	H	MODEL NUMBER Basic Model	MODEL NUMBER Unit Color	Approx. Packaged Weight	Delivered Pricing
 ATAC	**Flat Landing Pad Post Kit** • ATAC/LPPK2 for use with 26-1/4" high units • ATAC/LPPK4 for use with 29-13/16" high units and Binder Tower units • ATAC/LPPK5 for use with 23-11/16" high units		3-7/8"	ATAC/LPPK4	□□	0.5#	$ 70
 ATAC	**Lectern Landing Pad Post Kit** • Lectern landing pad post kit for Binder Towers		1-1/4 - 3-1/2"	ATAC/SLLPPK4	□□	0.6#	$ 77
 ATAC	**Touch-Up Paint - Steel** • One-ounce brush application touch-up paint for painted steel			ATAC/97003	□□	1.5#	$ 51
HRDPT	**P-Series Keys** • Double bit design • Range of 200 different core/key numbers available • Must specify lock number(s) requested when ordering cut key or lock core/key sets	Lock Core/2 Key Set - Black		2.KP20522		0.4#	$ 15
		Lock Core/2 Key Set - Satin Chrome		2.KP20522.SC		0.4#	15
		Master Key		2.KP20550		0.2#	11
		Extractor Key		2.KP20551		0.2#	11
		Blank Key		2.KP20552		0.2#	3
		Cut Key		2.KP20557		0.2#	4
				Ⓐ	Ⓑ		

HOW TO ORDER

Indicate the following information on order form:
1. Quantity of each item.
2. Model number, including options. See "How To Build a Model Number".
3. Any special service required.

Note: • The □ indicates that a choice is required.
- The absence of the □ indicates that no choice is required.
- Alpha-numeric characters in place of □ indicate that no other alternatives are available.

HOW TO BUILD A MODEL NUMBER

Ⓐ Select basic model.

Ⓑ Select unit color.
Refer to the **Product Color Options** page in this price list.

SPECIAL SERVICES

Special Carton Marking

With specially marked information	N/C

Shipping

Ships **assembled, FOB Pembroke, ON K8A 0E1, freight prepaid.** Freight class 70.

Specifications and prices are subject to change without prior notice.

All Terrain® Low Height Storage
General Information

LOW HEIGHT STORAGE

General Information
All Terrain low height storage units are available in sizes and drawer combinations to suit personal or group storage requirements. They are sized to tuck under worksurfaces or, with a landing pad option, to provide supplemental worksurfaces.

Base Options
Base options for low height storage units include exposed 75mm (3") wheeled casters or glides or a combination. With the combined caster/glide option, units can be positioned flush to walls/panels while still providing a more static look and function.

Height
All Terrain low height storage unit height is determined by the drawer configuration and top style. For units with steel tops, there are two unit heights of 26-3/4" and 29-3/16" (will not fit under a 29" high worksurface). An optional direct-mounted top adds 3/4" to these heights. Optional landing pad tops on the shorter box size increases the unit height to 29" (to match the worksurface height). An optional landing pad top on the largest box size increases unit height to 34-13/32".

Depth and Width
All All Terrain low height storage units are 21-5/8" deep, and are available in two standard widths of 24" and 30".

Basic Shell
All Terrain low height storage unit shell is constructed of components consisting of top, wrapper (sides and back), front and back interior uprights, and bottom reinforcements. The unit shell is spot-welded and MIG welded together.

The wrapper is formed 20-gauge C.R.S. The wrapper is formed with 3/4" flanges along the two vertical sides. An additional flange is formed inward for additional strength and accepts the upright interior side panels. The upper edges are offset-formed to accept the 1-1/8" top flange. The bottom edges are formed with a 3/4" flange to accept the uprights and bottom.

The bottom reinforcement is formed 20-gauge C.R.S. with 3/4" flanges on two sides. Two bottom 20-gauge reinforcements are welded inward along the front and back of the bottom of the unit shell. The bottom reinforcements are made with eight 1/4" - 20 threaded weldnuts that accept plate-mount or outrigger-mount casters.

The interior uprights are made from formed 20-gauge C.R.S. They are welded on each side of the unit at the front and back. The rear edge has 3/4" flange for strength. The front upright assembly is a spot-welded boxframe design, in which both front upright members are securely welded to the top reinforcement and the bottom reinforcement to provide a strong, square frame. Each corner or joint has a unique bracing design punched from the parent material. This design provides for a double thickness at each corner for maximum strength.

Drawer
Drawers are available in 10-1/2" (compact file) and 12" (file) heights. Fronts are screw mounted to the drawer body.

The drawer back is formed from 22-gauge pre-painted C.R.S. with a 30° form along the top edge and is mechanically clenched to the body.

Each file drawer has a Z-shaped component welded to the front liner to function as a support for one end of the hanging folders. The other end of the hanging folder is supported by locating the full-height divider in the appropriate slots.

The drawer body is formed from 22-gauge pre-painted steel. The upper edges are formed to provide a smooth edge as well as providing full-length reinforcements. The box and file drawers are designed with four rows of slots to accept adjustable dividers. The drawer body is sized to allow for hanging of legal-size hanging file folders. The file drawer size allows for hanging of letter-size hanging file folders. A second set of punched holes allows mounting of the divider for hanging A4-size hanging file folders.

Drawer Suspension
The file drawers operate on a three-piece suspension assembly. The roll-formed precision sections operate on hardened steel ball bearings. The suspension has a hold-in or retaining device to hold the drawer in a closed position.

Counterbalance
A counterbalance weight is installed in low height storage units to assure stability when the drawers are extended.

Interlock
All Terrain low height storage unit drawers are equipped with a unique patented interlock safety system, which permits only one drawer to be opened at a time. The system is designed to reduce the risk of a standalone unit tipping over. To minimize possible damage to the interlock system, activating cams restage. If during servicing or installing more than one opening is extended, these openings can be closed without damage to the interlock components.

Door Front/Pull Style

S2
Steel Door
Metric Pull



L2
Laminate Door
Metric Pull



S3, S4
Steel Door
Bow Tie Pull



L3, L4
Laminate Door
Bow Tie Pull



S5, S6
Steel Door
Beveled Pull



PR, PL
Acrylic Door



Low Height Storage Drawers Inside Drawer Dimensions	24" W Lateral			30" W Lateral		
	W	D	H	W	D	H
10½" File	20¾"	19²¹/₃₂"	9²⁹/₃₂"	26¾"	19²¹/₃₂"	9²⁹/₃₂"
12" File	20¾"	19²¹/₃₂"	11½"	26¾"	19²¹/₃₂"	11⁷/₁₆"

Lateral File Filing Configurations		24" W Lateral	30" W Lateral
Letter	side-to-side	• 20¾ lineal inch capacity	• 26¾ lineal inch capacity
		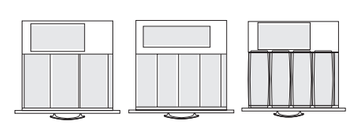	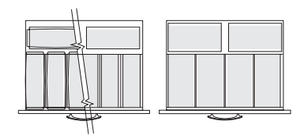
Letter	front-to-back	Not recommended	• Requires two sets of ATAC/FBK • 38½" lineal inch capacity with "k" bar
			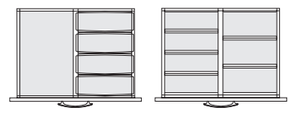
Legal	side-to-side	• 20¾ lineal inch capacity	• 26¾ lineal inch capacity
			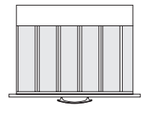
Legal	front-to-back	Not recommended	Not recommended

All Terrain® Low Height Storage
File/File (Compact)

All Terrain® Low Height Storage
File/File (Compact)

	W x D x H	MODEL NUMBER Basic Model/ Edge Style	Front Pull Style	Base	Unit Color	Surface Finish	Edge Color	Front Surface Finish	Lock Option	Lock Color	Approx. Packaged Weight	S5 & S6 Steel Front Beveled Pull	S2, S3 & S4 Steel Front Bow Tie or Metric Pull	L2, L3 & L4 Laminate Front Bow Tie or Metric Pull
 ASLH **Steel Top** • Steel top • Two 10-1/2" file drawers with hanging folder partition • Beveled pull (S5/S6) shown	24 x 21-5/8 x 26-3/4"	ASLH2422YY	□□	□□□	□□			□□□	□□	□□□	139.0#	$ 1406	$ 1459	$ 1639
	30 x 21-5/8 x 26-3/4"	ASLH3022YY	□□	□□□	□□			□□□	□□	□□□	151.0#	1494	1547	1774
 ASLH **Bowed Front Top** • 3/4" bowed front top • Two 10-1/2" file drawers with hanging folder partition • Beveled pull (S5/S6) shown	24 x 21-5/8 x 27-1/2"	ASLH2422YYT-74P	□□	□□□	□□	□□□	□□□	□□□	□□	□□□	151.0#	$ 1634	$ 1685	$ 1874
	30 x 21-5/8 x 27-1/2"	ASLH3022YYT-74P	□□	□□□	□□	□□□	□□□	□□□	□□	□□□	167.0#	1750	1805	2025
ASLH **Landing Pad - Bowed Front, Flat Top** • 3/4" landing pad creates space of 1-9/32" • Two 10-1/2" file drawers with hanging folder partition • Beveled pull (S5/S6) shown	24 x 21-5/8 x 29"	ASLH2422YYL-74P	□□	□□□	□□	□□□	□□□	□□□	□□	□□□	152.0#	$ 1737	$ 1789	$ 1974
	30 x 21-5/8 x 29"	ASLH3022YYL-74P	□□	□□□	□□	□□□	□□□	□□□	□□	□□□	167.0#	1859	1911	2129
			Ⓐ	Ⓑ	Ⓒ	Ⓓ	Ⓔ	Ⓕ	Ⓖ	Ⓗ	Ⓘ			

HOW TO ORDER

Indicate the following information on order form:
1. Quantity of each item.
2. Model number, including options. See "How To Build a Model Number".
3. Any special service required.

Note: • The □ indicates that a choice is required.
- The absence of the □ indicates that no choice is required.
- Alpha-numeric characters in place of □ indicate that no other alternatives are available.

HOW TO BUILD A MODEL NUMBER

Ⓐ Select basic model/edge style.

74P	- 3/4" laminate top w/74P edge band

Ⓑ Select front/pull style.

S5	- Steel/satin chrome beveled pull
S6	- Steel/black beveled pull
S2	- Steel/aluminum metric
S3	- Steel/aluminum bow tie
S4	- Steel/nickel bow tie
L2	- Laminate/aluminum metric
L3	- Laminate/aluminum bow tie
L4	- Laminate/nickel bow tie

Ⓒ Select base style.

4CW	- 4 black casters (2 locking)
4GB	- 4 black/white glides
4MW	- 2 black casters, 2 black/white glides

Ⓓ Select unit color.
Refer to the **Product Color Options** page in this price list.

Ⓔ Select surface finish.
Refer to the **Product Color Options** page in this price list.
Surface finish offerings are based on edge style selections.

Ⓕ Select edge color.
Refer to the **Product Color Options** page in this price list.
Edge color offerings are based on edge style selections.

Ⓖ Select front surface finish.
Refer to the **Product Color Options** page in this price list.

Ⓗ Select lock option.

KS	- Key standard
NLC	- No lock core
KA	- Key alike

Ⓘ Select lock color.
Refer to the **Product Color Options** page in this price list.

FINISH INFORMATION

Additional Laminate Offering
Additional laminates beyond KI standard offering, are available with two weeks extended leadtime. To specify additional laminates, use these designators followed by the supplier's color/pattern code:

Formica - LF/supplier's color pattern code
Nevamar - LN/supplier's color pattern code
Wilsonart - LW/supplier's color pattern code

KI's standard laminate finish is the supplier's recommended finish for that color/pattern.
Note: Nonstandard laminates from these suppliers (example: textured laminates) require a Product Modification Request.
Contact customer service for details.

SPECIAL SERVICES

Special Carton Marking

With specially marked information	N/C

Shipping
Ships **assembled, FOB Pembroke, ON K8A 0E1, freight prepaid.** Freight class 100.

Specifications and prices are subject to change without prior notice.

All Terrain® Low Height Storage
File/File

All Terrain® Low Height Storage
File/File

	W x D x H	MODEL NUMBER Basic Model/ Edge Style	Front Pull Style	Base	Unit Color	Surface Finish	Edge Color	Front Surface Finish	Lock Option	Lock Color	Approx. Packaged Weight	S5 & S6 Steel Front Beveled Pull	S2, S3 & S4 Steel Front Bow Tie or Metric Pull	L2, L3 & L4 Laminate Front Bow Tie or Metric Pull
 ASLH **Steel Top** • Steel top • Two 12" file drawers with hanging folder partition • Beveled pull (S5/S6) shown	24 x 21-5/8 x 29-13/16"	ASLH2422FF	□□	□□□	□□			□□□	□□	□□□	142.0#	$ 1434	$ 1613	$ 1686
	30 x 21-5/8 x 29-13/16"	ASLH3022FF	□□	□□□	□□			□□□	□□	□□□	154.0#	1535	1587	1877
 ASLH **Bowed Front Top** • 3/4" bowed front top • Two 12" file drawers with hanging folder partition • Beveled pull (S5/S6) shown	24 x 21-5/8 x 30-9/16"	ASLH2422FFT-74P	□□	□□□	□□	□□□	□□□	□□□	□□	□□□	156.0#	$ 1666	$ 1716	$ 1921
	30 x 21-5/8 x 30-9/16"	ASLH3022FFT-74P	□□	□□□	□□	□□□	□□□	□□□	□□	□□□	170.0#	1793	1848	2137
			Ⓐ	Ⓑ	Ⓒ	Ⓓ	Ⓔ	Ⓕ	Ⓖ	Ⓗ	Ⓘ			

HOW TO ORDER

Indicate the following information on order form:
1. Quantity of each item.
2. Model number, including options. See "How To Build a Model Number".
3. Any special service required.

Note: • The □ indicates that a choice is required.
• The absence of the □ indicates that no choice is required.
• Alpha-numeric characters in place of □ indicate that no other alternatives are available.

HOW TO BUILD A MODEL NUMBER

Ⓐ Select basic model/edge style.

74P	- 3/4" laminate top w/74P edge band

Ⓑ Select front/pull style.

S5	- Steel/satin chrome beveled pull
S6	- Steel/black beveled pull
S2	- Steel/aluminum metric
S3	- Steel/aluminum bow tie
S4	- Steel/nickel bow tie
L2	- Laminate/aluminum metric
L3	- Laminate/aluminum bow tie
L4	- Laminate/nickel bow tie

Ⓒ Select base style.

4CW	- 4 black casters (2 locking)
4GB	- 4 black/white glides
4MW	- 2 black casters, 2 black/white glides

Ⓓ Select unit color.
Refer to the **Product Color Options** page in this price list.

Ⓔ Select surface finish.
Refer to the **Product Color Options** page in this price list.
Surface finish offerings are based on edge style selections.

Ⓕ Select edge color.
Refer to the **Product Color Options** page in this price list.
Edge color offerings are based on edge style selections.

Ⓖ Select front surface finish.
Refer to the **Product Color Options** page in this price list.

Ⓗ Select lock option.

KS	- Key standard
NLC	- No lock core
KA	- Key alike

Ⓘ Select lock color.
Refer to the **Product Color Options** page in this price list.

FINISH INFORMATION

Additional Laminate Offering
Additional laminates beyond KI standard offering, are available with two weeks extended leadtime. To specify additional laminates, use these designators followed by the supplier's color/pattern code:

Formica - LF/supplier's color pattern code
Nevamar - LN/supplier's color pattern code
Wilsonart - LW/supplier's color pattern code

KI's standard laminate finish is the supplier's recommended finish for that color/pattern.
Note: Nonstandard laminates from these suppliers (example: textured laminates) require a Product Modification Request.
Contact customer service for details.

SPECIAL SERVICES

Special Carton Marking

With specially marked information	N/C

Shipping
Ships **assembled, FOB Pembroke, ON K8A 0E1, freight prepaid.** Freight class 70.

Specifications and prices are subject to change without prior notice.

All Terrain® Low Height Storage
File/File

All Terrain® Low Height Storage
File/File

	MODEL NUMBER												
W x D x H	Basic Model/ Edge Style	Front Pull Style	Base	Unit Color	Surface Finish	Edge Color	Front Surface Finish	Lock Option	Lock Color	Approx. Packaged Weight	S5 & S6 Steel Front Beveled Pull	S2, S3 & S4 Steel Front Bow Tie or Metric Pull	L2, L3 & L4 Laminate Front Bow Tie or Metric Pull
24 x 21-5/8 x 34-13/32”	ASLH2422FFL-74P	□□	□□□	□□	□□□	□□□	□□□	□□	□□□	156.0#	$ 1774	$ 1818	$ 2025
30 x 21-5/8 x 34-13/32”	ASLH3022FFL-74P	□□	□□□	□□	□□□	□□□	□□□	□□	□□□	171.0#	1897	1952	2240
		Ⓑ	Ⓒ	Ⓓ	Ⓔ	Ⓕ	Ⓖ	Ⓗ	Ⓘ				



ASLH

Landing Pad - Bowed Front, Flat Top

- 3/4” landing pad, bowed front, creates space of 3-7/8”
- Two 12” file drawers with hanging folder partition
- Beveled pull (S5/S6) shown

HOW TO ORDER

Indicate the following information on order form:
1. Quantity of each item.
2. Model number, including options. See “How To Build a Model Number”.
3. Any special service required.

Note: • The □ indicates that a choice is required.
- The absence of the □ indicates that no choice is required.
- Alpha-numeric characters in place of □ indicate that no other alternatives are available.

HOW TO BUILD A MODEL NUMBER

Ⓐ Select basic model/edge style.

74P	- 3/4” laminate top w/74P edge band

Ⓑ Select front/pull style.

S5	- Steel/satin chrome beveled pull
S6	- Steel/black beveled pull
S2	- Steel/aluminum metric
S3	- Steel/aluminum bow tie
S4	- Steel/nickel bow tie
L2	- Laminate/aluminum metric
L3	- Laminate/aluminum bow tie
L4	- Laminate/nickel bow tie

Ⓒ Select base style.

4CW	- 4 black casters (2 locking)
4GB	- 4 black/white glides
4MW	- 2 black casters, 2 black/white glides

Ⓓ Select unit color.
Refer to the **Product Color Options** page in this price list.

Ⓔ Select surface finish.
Refer to the **Product Color Options** page in this price list.
Surface finish offerings are based on edge style selections.

Ⓕ Select edge color.
Refer to the **Product Color Options** page in this price list.
Edge color offerings are based on edge style selections.

Ⓖ Select front surface finish.
Refer to the **Product Color Options** page in this price list.

Ⓗ Select lock option.

KS	- Key standard
NLC	- No lock core
KA	- Key alike

Ⓘ Select lock color.
Refer to the **Product Color Options** page in this price list.

FINISH INFORMATION

Additional Laminate Offering
Additional laminates beyond KI standard offering, are available with two weeks extended leadtime. To specify additional laminates, use these designators followed by the supplier’s color/pattern code:

Formica - LF/supplier’s color pattern code
Nevamar - LN/supplier’s color pattern code
Wilsonart - LW/supplier’s color pattern code

KI’s standard laminate finish is the supplier’s recommended finish for that color/pattern.
Note: Nonstandard laminates from these suppliers (example: textured laminates) require a Product Modification Request.
Contact customer service for details.

SPECIAL SERVICES

Special Carton Marking

With specially marked information	N/C

Shipping
Ships **assembled, FOB Pembroke, ON K8A 0E1, freight prepaid.** Freight class 70.

Specifications and prices are subject to change without prior notice.

All Terrain® Low Height Storage
Accessories

All Terrain® Low Height Storage
Accessories

	MODEL	Features	W x D x H	MODEL NUMBER Basic Model	MODEL NUMBER Unit Color	Approx. Packaged Weight	Delivered Pricing
 HRDPT	**3" Caster Kit** • Kit includes two locking and two non-locking casters and stems • Casters feature twin 2-15/16" diameter wheels • Black hub, black caster		3-3/8"	2.KP80635		2.0#	$ 44
 HRDPT	**Glides** • Same height as casters • Provides 1/2" height adjustment		3-3/8"	2.KP103000BLWH		1.0#	$ 43
 ATAC	**Caster Mount Kit - Inset** • Inset caster mount kit • Casters not included			ATAC/4I		1.5#	$ 72
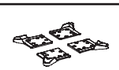 ATAC	**Caster Mount Kit - Outrigger** • Outrigger caster mount kit • Casters not included • Not to be used on pedestals			ATAC/T4R	□□	2.0#	$ 158
				Ⓐ	Ⓑ		

HOW TO ORDER

Indicate the following information on order form:
1. Quantity of each item.
2. Model number, including options. See "How To Build a Model Number".
3. Any special service required.

Note: • The □ indicates that a choice is required.
- The absence of the □ indicates that no choice is required.
- Alpha-numeric characters in place of □ indicate that no other alternatives are available.

HOW TO BUILD A MODEL NUMBER

Ⓐ Select basic model.

Ⓑ Select unit color.
Refer to the **Product Color Options** page in this price list.

SPECIAL SERVICES

Special Carton Marking

With specially marked information N/C

Shipping

Ships **assembled, FOB Pembroke, ON K8A 0E1, freight prepaid.** Freight class 70.

Specifications and prices are subject to change without prior notice.

All Terrain® Low Height Storage
Accessories

All Terrain® Low Height Storage
Accessories

	MODEL	Features	W x D x H	MODEL NUMBER Basic Model	MODEL NUMBER Unit Color	Approx. Packaged Weight	Delivered Pricing
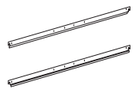 ATAC	**Type A Folder Bar** • Files one row legal or letter, side-to-side • Black finish only		24”	ATAC/24FBA		1.0#	$ 50
			30”	ATAC/30FBA		3.0#	50
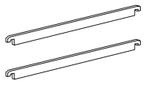 ATAC	**Type K Folder Bar** • Converts side-to-side filing to front-to-back filing • One set (two bars) required per row of filing • Legal or letter • Black finish only		20.313”	ATAC/TFBK		5.0#	$ 50
 ATAC	**Touch-Up Paint - Steel** • One-ounce brush application touch-up paint for painted steel			ATAC/97003	□□	1.5#	$ 51
HRDPT	**P-Series Keys** • Double bit design • Range of 200 different core/key numbers available • Must specify lock number(s) requested when ordering cut key or lock core/key sets	Lock Core/2 Key Set - Black		2.KP20522		0.4#	$ 15
		Lock Core/2 Key Set - Satin Chrome		2.KP20522.SC		0.4#	15
		Master Key		2.KP20550		0.2#	11
		Extractor Key		2.KP20551		0.2#	11
		Blank Key		2.KP20552		0.2#	3
		Cut Key		2.KP20557		0.2#	4

Ⓐ Ⓑ

HOW TO ORDER

Indicate the following information on order form:
1. Quantity of each item.
2. Model number, including options. See “How To Build a Model Number”.
3. Any special service required.

Note: • The □ indicates that a choice is required.
- The absence of the □ indicates that no choice is required.
- Alpha-numeric characters in place of □ indicate that no other alternatives are available.

HOW TO BUILD A MODEL NUMBER

Ⓐ Select basic model.

Ⓑ Select unit color.
Refer to the **Product Color Options** page in this price list.

SPECIAL SERVICES

Special Carton Marking

With specially marked information N/C

Shipping

Ships **assembled, FOB Pembroke, ON K8A 0E1, freight prepaid.** Freight class 70.

Specifications and prices are subject to change without prior notice.

All Terrain® Low Height Storage
Accessories

All Terrain® Low Height Storage
Accessories

	MODEL	Features	W x D x H	MODEL NUMBER Basic Model/ Edge Style	Unit Color	Surface Finish	Edge Color	Approx. Packaged Weight	Delivered Pricing
 ATAC	**Flat Landing Pad Post Kit** • ATAC/LPPK2 for use with 26-1/4" high units • ATAC/LPPK4 for use with 29-13/16" high units and Binder Tower units • ATAC/LPPK5 for use with 23-11/16" high units		1-9/32"	ATAC/LPPK2	□□			0.5#	$ 70
			3-7/8"	ATAC/LPPK4	□□			0.5#	70
 ATAC	**Bowed Front, Flat Top Landing Pad Retrofit Kit** • Includes posts with the top	For 24" W x 26-1/4" H units	24 x 22-3/8 x 2-1/32"	ATAC/2422LP2-74P	□□	□□□	□□□	13.0#	$ 210
		For 24" W x 29-13/16" H units	24 x 22-3/8 x 4-5/8"	ATAC/2422LP4-74P	□□	□□□	□□□	13.0#	210
		For 24" W x 23-11/16" H units	24 x 22-3/8 x 5-7/32"	ATAC/2422LP5-74P	□□	□□□	□□□	13.0#	296
		For 30" W x 26-1/4" H units	30 x 22-3/8 x 2-1/32"	ATAC/3022LP2-74P	□□	□□□	□□□	15.0#	186
		For 30" W x 29-13/16" H units	30 x 22-3/8 x 4-5/8"	ATAC/3022LP4-74P	□□	□□□	□□□	15.0#	186
		For 30" W x 23-11/16" H units	30 x 22-3/8 x 5-7/32"	ATAC/3022LP5-74P	□□	□□□	□□□	15.0#	360
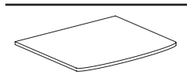 ATAC	**Attached Bowed Front Top Only** • Top used for either landing pad or directly fastened to the storage	For 24" units	24 x 22-3/8 x 3/4"	ATAC/2422T-74P		□□□	□□□	12.0#	$ 303
		For 30" units	30 x 22-3/8 x 3/4"	ATAC/3022T-74P		□□□	□□□	15.0#	360
				Ⓐ	Ⓑ	Ⓒ	Ⓓ		

HOW TO ORDER

Indicate the following information on order form:
1. Quantity of each item.
2. Model number, including options. See "How To Build a Model Number".
3. Any special service required.

Note: • The □ indicates that a choice is required.
- The absence of the □ indicates that no choice is required.
- Alpha-numeric characters in place of □ indicate that no other alternatives are available.

HOW TO BUILD A MODEL NUMBER

Ⓐ Select basic model/edge style.

74P	- 3/4" laminate top w/74P edge band

Ⓑ Select unit color.
Refer to the **Product Color Options** page in this price list.

Ⓒ Select surface finish.
Refer to the **Product Color Options** page in this price list.
Surface finish offerings are based on edge style selections.

Ⓓ Select edge color.
Refer to the **Product Color Options** page in this price list.
Edge color offerings are based on edge style selections.

FINISH INFORMATION

Additional Laminate Offering
Additional laminates beyond KI standard offering, are available with two weeks extended leadtime. To specify additional laminates, use these designators followed by the supplier's color/pattern code:

Formica - LF/supplier's color pattern code
Nevamar - LN/supplier's color pattern code
Wilsonart - LW/supplier's color pattern code

KI's standard laminate finish is the supplier's recommended finish for that color/pattern.
Note: Nonstandard laminates from these suppliers (example: textured laminates) require a Product Modification Request.
Contact customer service for details.

SPECIAL SERVICES

Special Carton Marking

With specially marked information	N/C

Shipping
Ships **assembled, FOB Pembroke, ON K8A 0E1, freight prepaid.** Freight class 70.

Specifications and prices are subject to change without prior notice.

All Terrain® Storage Towers
General Information

STORAGE TOWERS

General Information
See All Terrain General Storage Specifications located within this price book for specification information common to all All Terrain storage products.

All Terrain storage towers are available in sizes for drawer and other module type combinations to suit any personal, shared, or group storage requirement. Storage tower configurations range in heights from standing height 39"to tall 66" height. They are always 24" deep to stand next to worksurfaces without wasting the space behind. Storage towers come in 24" and 30" widths.

All Terrain storage towers are modular in construction. In this way, a vast number of different configurations are available to perfectly suit users' needs. Modules are bolted together in the factory to provide a fully assembled configured unit.

All All Terrain storage towers are built upon a base module and a drawer module. Other modules may be bolted above or beside the drawer module. There is always a top module bolted to the top of the tower. The types of modules that can be bolted above the drawer module are: bookcase modules (open to the side of the tower), cupboard modules (front facing with cupboard doors), and binder drawer modules (roll-out drawers with side access for binders). Modules are bolted together using #10 bolts, nuts and sheet metal screws.

Base module options include a heavy-duty base that includes exposed large wheeled caster or a box (plinth) base that includes concealed leveling glides.

Top modules include choice of a 3/4" steel or laminate top. Also available for 39" and 44" towers are landing pad tops.

All modules include a lock, except for bookcase modules. Units with multiple locks are keyed.

Laminate Fronts
When laminate fronts are specified on storage towers, the laminate is applied to drawer fronts, cupboard doors and tie bars. Base modules, steel top modules (if specified) and tower sides and back are all painted. For storage towers with bookcase modules, a laminate front option is only available with a Product Modification Request. Contact Customer Service for details.

Storage Tower Sizes:

DEPTHS
All All Terrain storage towers are 24" deep. Optional outriggers add 3-23/32" to the overall width and depth. Optional protruding pulls add 1-1/8" to the depth.

WIDTHS
Storage towers come in 24" and 30" widths. Optional caster or glide outriggers add 3-23/32" to the overall width and depth.

HEIGHTS
Available storage tower heights: Heights with tops at a standing height are 39" (39-3/4" actual), and 44" (44-11/32" actual). Other heights: 48" (48-15/16" actual), 54" (55-1/16" actual), and 66" (67-5/16" actual).

Storage Tower Modules - Module Construction
All storage tower modules consist of a wrapper and reinforcement channels. Some modules also include flush liners.

Wrapper
All storage tower modules have a 20-gauge steel wrapper with 1" flanges on top and bottom edges for bolting together the modules. Wardrobe modules have an L-shaped wrapper that bolts to the top, bottom and side of adjacent modules. The back edge of the wrapper includes a 1" flange for bolting to the side of adjacent modules. All modules have a 3/4" channel formed in the front edge providing a seamless rigid form.

Reinforcements
All storage tower modules have 18-gauge top hat channel reinforcement channels providing strength, rigidity and, where applicable, a firm structure for attachment of drawer slides. Drawer modules (including binder drawer modules) include two sets of reinforcement channels welded to the sides of the wrapper. Each channel set is constructed by welding three sections of channel into a U-shaped structure. This structural channel set is welded to the rapper with the bottom of the U-shaped section forming reinforcement across the top of the module. Bookcase and cupboard modules include two pairs of reinforcement channels welded across the top and bottom of the wrapper. Wardrobe modules have a pair of reinforcement channels across the top of the module. Additionally, there is a front flush filler welded to the front edge of the wrapper.

Liners
Bookcase and cupboard modules include liners. Bookcase modules include 20-gauge flush liners welded to the wrapper along the bottom and sides. The sideliners provide a rigid box structure as well as providing shelving slots on 1/2" centers. 22-gauge top liners are screwed in place to finish bookcase. A 20-gauge top front filler finishes the top front of the cupboard modules and provides a secure point for locking.

Drawer Modules
All All Terrain storage towers consist of a base module bolted to a drawer module. Drawer modules come in widths of 30" (30" wide towers only), 24" and 15" wide (24" wide towers with a wardrobe). All drawer modules have a 1-1/2" high lock bar above the set of drawers and usually have fullwidth drawers.

30" wide drawer modules can contain two vertical rows of 15" wide drawers. In this configuration there are two independent locks in the full-width lock bar (one for each row of drawers). This is particularly useful for allowing a single unit to be shared by individuals.

The height of the drawer modules is dictated by the number and height of the drawers. All Terrain storage tower drawers pull out toward the front of the unit. Drawer heights available are: 3" (pencil), 4-1/2" (box), 6" (box), 7-1/2" (box), 1-1/2" (file), and 12" (file) heights. Smaller drawers are always above larger drawers.

Binder Drawer Module
Binder drawer modules are 15" wide. They contain a single drawer with independent lock. One side of the drawer body is full height while the other has a drawer pan height of 4-1/2". This provides side access for convenient storage of books and binders. Binder drawers are not intended for file storage. Binder drawer modules are always positioned directly above a drawer module and next to either a bookcase, cupboard or wardrobe module.

Sizes
Height: 13.781", 15.31", 16.84"
Width: 15"
Depth: 24"

Drawer Suspension
All All Terrain storage tower drawers operate on a three-piece suspension assembly. The roll-formed precision sections operate on hardened steel ball bearings. The suspension has a hold-in or retaining device to hold the drawer in a closed position. Slides are a decorative black finish.

Interlock
All drawers (except 3" pencil drawers) are equipped with a unique patented interlock safety system, which permits only one drawer to be opened at a time. The system is designed to reduce the risk of a stand-alone unit tipping over. Modules with side-by-side drawers have two independent interlock systems that allow unimpeded drawer access in shared tower situations. To minimize possible damage to the interlock system, activating cams restage. If during servicing or installing more than one opening is extended, these openings can be closed without damage to the interlock components

Bookcase Modules
Bookcase modules always face the side of the tower. When facing this module from the tower side, the module measures 24" wide and 15" deep. Bookcase modules are perfect for storing books, binders, or other items that are frequently accessed. Clutter remains unseen since the opening faces the side. Bookcase modules are always mounted above a drawer module. When configured with a 26" or 29-3/32" lower drawer module, the bookcase height is slightly above a typical worksurface height. This makes the unit ideal for positioning at the end of a worksurface.

Sizes
Height: 13.781", 15.31", 16.84", 19.906", 21.438", 22.969", 35.219"
Width: 24"
Depth: 15"

Cupboard Modules
Cupboard modules are always front facing with one or more doors. They are always 24" deep. They may span the width of the unit or may be configured next to bookcase, binder drawer, or wardrobe modules.

Sizes
Height: 13.781", 15.31", 16.84", 19.906", 21.438", 22.969", 35.219"
Width: 9", 15", 21", 24", 30"
Depth: 24"

Shelf and Supports
The shelves for both bookcase and cupboard modules are formed from 20-gauge C.R.S. with 3/4" flanges front and back. The front and back faces have an additional flange formed inward 3/4" and another small flange formed upwards to provide additional strength. The shelf support is formed from 20-gauge steel and supports the shelf along the full length of the left and right sides of the shelf. The shelves move up and down the interior of the bookcases and cupboards in 1/2" increments.

Wardrobe Modules
Wardrobe modules are 9" wide and include coat hanger hooks at the top. Wardrobe modules are bolted to the base of the unit and to the side of two or more modules.

Sizes
Height: 41.34", 43.25", 44.41", 49.25", 61.25"
Width: 9"
Depth: 24"

Locks
Locks are standard on all storage towers. Locks are a high-security double-bit design. One KI break-away key and one standard key are included with each lock. Units are standard with random keys in a range of 200 different numbers (994 key numbers are available to order). Note that units with multiple locks are keyed alike as standard. Specific key combinations are available at no additional charge. This information must be included with the order.

Locks can be master keyed. Please see the accessories sections of this price book for ordering keys. Available keys are:
- Lock Core/Keys - Lock core and 2 keys are used in P-Series lock housings. Indicate in order notes if a specific core number is required.
- Master Key - Single key which opens any P-Series lock.
- Extractor Key - Single key which extracts any P-Series lock core.
- Blank Key - Single uncut P-Series key to be cut as required by locksmith.
- Cut Key - 2 keys for a specific P-Series lock core number as indicated in the order notes.

All locks have removable and interchangeable plugs. This feature provides for on-site custom keying. Units can be supplied with the lock plugs installed or shipped separately. To install or remove lock plugs, a unique key is required. This key is the extractor (core-removal) key and can be found in the storage accessories portions of this price book. Contact customer service to order lock accessories. To order plugs for field installation, specify "lock plugs not installed" on order. Order must specify total quantity of specific key numbered locks.

Example: 30 plugs
3 keyed alike
10 keyed alike
17 keyed alike

Door Front/Pull Style

S2 Steel Door Metric Pull 	**L2** Laminate Door Metric Pull 
S3, S4 Steel Door Bow Tie Pull 	**L3, L4** Laminate Door Bow Tie Pull 
S5, S6 Steel Door Beveled Pull 	**PR, PL** Acrylic Door 

All Terrain® Storage Towers
General Information

Storage Tower Drawers Inside Drawer Dimensions	Binder Drawers 12 1/2" W			15" W		
	W	D	H	W	D	H
3" Pencil	N/A	N/A	N/A	12 1/8"	19 5/16"	2 1/4"
4 1/2" Box	N/A	N/A	N/A	N/A	N/A	N/A
6" Box	N/A	N/A	N/A	12 1/8"	19 5/16"	5 5/16"
7 1/2" Box	N/A	N/A	N/A	12 1/8"	19 5/16"	6 27/32"
10 1/2" File	N/A	N/A	N/A	12 1/8"	19 5/16"	9 29/32"
12" File	N/A	N/A	N/A	12 1/8"	19 5/16"	11 7/16"
13" Binder	12 1/8"	19 5/16"	12 31/32"	N/A	N/A	N/A
15" Binder	12 1/8"	19 5/16"	14 1/2"	N/A	N/A	N/A
16" Binder	12 1/8"	19 5/16"	16 1/32"	N/A	N/A	N/A

Lateral File Filing Configurations		Binder Drawers 12 1/8" W	15" W
Letter	side-to-side	Binder drawers do not accommodate side-to-side filing.	Not recommended
Letter	front-to-back	• 19 3/4 lineal inch capacity	• Front-to-back filing recommended for 15" wide drawers • 19 1/4" lineal inch capacity
			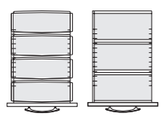
Legal	side-to-side	Binder drawers do not accommodate legal-size files.	• 12 lineal inch capacity
			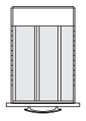
Legal	front-to-back	Binder drawers do not accommodate legal-size files.	15" wide drawers do not accommodate front-to-back legal-size filing.

Storage Tower Drawers Inside Drawer Dimensions	24" W Lateral			30" W Lateral		
	W	D	H	W	D	H
3" Pencil	21 1/8"	19 5/16"	2 1/4"	27 1/8"	19 5/16"	2 1/4"
4 1/2" Box	20 3/4"	19 5/16"	3 25/32"	26 3/4"	19 5/16"	3 25/32"
6" Box	20 3/4"	19 21/32"	5 5/16"	26 3/4"	19 21/32"	5 5/16"
7 1/2" Box	20 3/4"	19 21/32"	6 27/32"	26 3/4"	19 21/32"	6 27/32"
10 1/2" File	20 3/4"	19 21/32"	9 29/32"	26 3/4"	19 21/32"	9 29/32"
12" File	20 3/4"	19 21/32"	11 7/16"	26 3/4"	19 21/32"	11 7/16"
13" Binder	N/A	N/A	N/A	N/A	N/A	N/A
15" Binder	N/A	N/A	N/A	N/A	N/A	N/A
16" Binder	N/A	N/A	N/A	N/A	N/A	N/A

Lateral File Filing Configurations		24" W Lateral	30" W Lateral
Letter	side-to-side	• 20 3/4 lineal inch capacity	• 26 3/4 lineal inch capacity
Letter	front-to-back	Not recommended	• Requires two sets of ATAC/FBK • 38 1/2 lineal inch capacity with "k" bar
		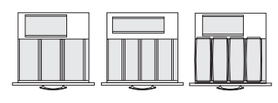	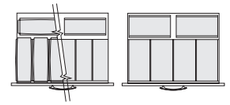
Legal	side-to-side	• 20 3/4 lineal inch capacity	• 26 3/4 lineal inch capacity
			
Legal	front-to-back	Not recommended	Not recommended
			

All Terrain® Storage Towers
39" Single Module Tower

KI

All Terrain® Storage Towers
39" Single Module Tower

	MODEL	W x D x H	MODEL NUMBER: Basic Model/ Edge Style	Front Pull Style (A)	Base (B)	Unit Color (C)	Surf. Finish (D)	Edge Color (E)	Front Surf. Finish (F)	Lock Option (G)	Lock Color (H)	Approx. Packaged Weight	S5 & S6 Steel Front Beveled Pull	S2, S3 & S4 Steel Front Bow Tie or Metric Pull	L2, L3 & L4 Laminate Front Bow Tie or Metric Pull
 AS39	**39" Unit** • One drawer lock • Three drawers - 30" wide by 10-1/2" high • Beveled pull (S5/S6) shown	30 x 24 x 39-3/4"	AT39301MM-NT	□□	□□	□□			□□□	□□	□□	174.0#	$ 2179	$ 2257	$ 2590
		30 x 24 x 39-3/4"	AT39301MM-74P	□□	□□	□□	□□□	□□	□□□	□□	□□	174.0#	2354	2431	2765
 AS39	**39" Unit** • One drawer lock • One drawer - 30" wide by 7-1/2" high • Two drawers - 30" wide by 12" high • Beveled pull (S5/S6) shown	30 x 24 x 39-3/4"	AT39301MN-NT	□□	□□	□□			□□□	□□	□□	176.0#	$ 2135	$ 2216	$ 2598
		30 x 24 x 39-3/4"	AT39301MN-74P	□□	□□	□□	□□□	□□	□□□	□□	□□	176.0#	2310	2391	2773
 AS39	**39" Unit** • Two drawer locks • Six drawers - 15" wide by 10-1/2" high • Beveled pull (S5/S6) shown	30 x 24 x 39-3/4"	AT39301M2M-NT	□□	□□	□□			□□□	□□	□□	185.0#	$ 2720	$ 2879	$ 3451
		30 x 24 x 39-3/4"	AT39301M2M-74P	□□	□□	□□	□□□	□□	□□□	□□	□□	185.0#	2896	3053	3624
 AS39	**39" Unit** • Two drawer locks • Two drawers - 15" wide by 7-1/2" high • Four drawers - 15" wide by 12" high • Beveled pull (S5/S6) shown	30 x 24 x 39-3/4"	AT39301M2N-NT	□□	□□	□□			□□□	□□	□□	192.0#	$ 2692	$ 2851	$ 3417
		30 x 24 x 39-3/4"	AT39301M2N-74P	□□	□□	□□	□□□	□□	□□□	□□	□□	192.0#	2863	3024	3591
				Ⓐ	Ⓑ	Ⓒ	Ⓓ	Ⓔ	Ⓕ	Ⓖ	Ⓗ	Ⓘ			

HOW TO ORDER

Indicate the following information on order form:
1. Quantity of each item.
2. Model number, including options. See "How To Build a Model Number".
3. Any special service required.

Note: • The □ indicates that a choice is required.
- The absence of the □ indicates that no choice is required.
- Alpha-numeric characters in place of □ indicate that no other alternatives are available.

HOW TO BUILD A MODEL NUMBER

Ⓐ Select basic model/edge style.

NT	- No optional top (steel)
74P	- 3/4" laminate top w/74P edge band

Ⓑ Select front/pull style.

S5	- Steel/satin chrome beveled pull
S6	- Steel/black beveled pull
S2	- Steel/aluminum metric
S3	- Steel/aluminum bow tie
S4	- Steel/nickel bow tie
L2	- Laminate/aluminum metric
L3	- Laminate/aluminum bow tie
L4	- Laminate/nickel bow tie

Ⓒ Select base style.

4CW	- 4 black casters (2 locking)
PLNT	- Traditional Plinth Base

Ⓓ Select unit color.
Refer to the **Product Color Options** page in this price list.

Ⓔ Select surface finish.
Refer to the **Product Color Options** page in this price list.
Surface finish offerings are based on edge style selections.

Ⓕ Select edge color.
Refer to the **Product Color Options** page in this price list.
Edge color offerings are based on edge style selections.

Ⓖ Select front surface finish.
Refer to the **Product Color Options** page in this price list.

Ⓗ Select lock option.

KS	- Key standard
NLC	- No lock core
KA	- Key alike

Ⓘ Select lock color.
Refer to the **Product Color Options** page in this price list.

FINISH INFORMATION

Additional Laminate Offering
Additional laminates beyond KI standard offering, are available with two weeks extended leadtime. To specify additional laminates, use these designators followed by the supplier's color/pattern code:

Formica - LF/supplier's color pattern code
Nevamar - LN/supplier's color pattern code
Wilsonart - LW/supplier's color pattern code

KI's standard laminate finish is the supplier's recommended finish for that color/pattern.
Note: Nonstandard laminates from these suppliers (example: textured laminates) require a Product Modification Request.
Contact customer service for details.

SPECIAL SERVICES

Special Carton Marking

With specially marked information	N/C

Shipping
Ships **assembled, FOB Pembroke, ON K8A 0E1, freight prepaid.** Freight class 100.

Specifications and prices are subject to change without prior notice.

All Terrain® Storage Towers
39" Single Module Tower

All Terrain® Storage Towers
39" Single Module Tower

	W x D x H	MODEL NUMBER Basic Model/ Edge Style	Front Pull Style	Base	Unit Color	Surface Finish	Edge Color	Front Surface Finish	Lock Option	Lock Color	Approx. Packaged Weight	S5 & S6 Steel Front Beveled Pull	S2, S3 & S4 Steel Front Bow Tie or Metric Pull	L2, L3 & L4 Laminate Front Bow Tie or Metric Pull
 AS39 **39" Unit** • One drawer lock • Three drawers - 24" wide by 10-1/2" high • Beveled pull (S5/S6) shown	24 x 24 x 39-3/4"	AT39241MM-NT	□□	□□□	□□			□□□	□□	□□□	155.0#	$ 2140	$ 2219	$ 2552
	24 x 24 x 39-3/4"	AT39241MM-74P	□□	□□□	□□	□□□	□□□	□□□	□□	□□□	155.0#	2313	2397	2723
 AS39 **39" Unit** • One drawer lock • One drawer - 24" wide by 7-1/2" high • Two drawers - 24" wide by 12" high • Beveled pull (S5/S6) shown	24 x 24 x 39-3/4"	AT39241MN-NT	□□	□□□	□□			□□□	□□	□□□	158.0#	$ 2119	$ 2199	$ 2583
	24 x 24 x 39-3/4"	AT39241MN-74P	□□	□□□	□□	□□□	□□□	□□□	□□	□□□	158.0#	2295	2372	2759
		Ⓐ	Ⓑ	Ⓒ	Ⓓ	Ⓔ	Ⓕ	Ⓖ	Ⓗ	Ⓘ				

Note: • The □ indicates that a choice is required.
• The absence of the □ indicates that no choice is required.
• Alpha-numeric characters in place of □ indicate that no other alternatives are available.

HOW TO ORDER

Indicate the following information on order form:
1. Quantity of each item.
2. Model number, including options. See "How To Build a Model Number".
3. Any special service required.

HOW TO BUILD A MODEL NUMBER

Ⓐ Select basic model/edge style.

NT	- No optional top (steel)
74P	- 3/4" laminate top w/74P edge band

Ⓑ Select front/pull style.

S5	- Steel/satin chrome beveled pull
S6	- Steel/black beveled pull
S2	- Steel/aluminum metric
S3	- Steel/aluminum bow tie
S4	- Steel/nickel bow tie
L2	- Laminate/aluminum metric
L3	- Laminate/aluminum bow tie
L4	- Laminate/nickel bow tie

Ⓒ Select base style.

4CW	- 4 black casters (2 locking)
PLNT	- Traditional Plinth Base

Ⓓ Select unit color.
Refer to the **Product Color Options** page in this price list.

Ⓔ Select surface finish.
Refer to the **Product Color Options** page in this price list.
Surface finish offerings are based on edge style selections.

Ⓕ Select edge color.
Refer to the **Product Color Options** page in this price list.
Edge color offerings are based on edge style selections.

Ⓖ Select front surface finish.
Refer to the **Product Color Options** page in this price list.

Ⓗ Select lock option.

KS	- Key standard
NLC	- No lock core
KA	- Key alike

Ⓘ Select lock color.
Refer to the **Product Color Options** page in this price list.

FINISH INFORMATION

Additional Laminate Offering
Additional laminates beyond KI standard offering, are available with two weeks extended leadtime. To specify additional laminates, use these designators followed by the supplier's color/pattern code:

Formica - LF/supplier's color pattern code
Nevamar - LN/supplier's color pattern code
Wilsonart - LW/supplier's color pattern code

KI's standard laminate finish is the supplier's recommended finish for that color/pattern.
Note: Nonstandard laminates from these suppliers (example: textured laminates) require a Product Modification Request.
Contact customer service for details.

SPECIAL SERVICES

Special Carton Marking

With specially marked information	N/C

Shipping
Ships **assembled, FOB Pembroke, ON K8A 0E1, freight prepaid.** Freight class 100.

Specifications and prices are subject to change without prior notice.

All Terrain® Storage Towers
39" Double Module Tower

All Terrain® Storage Towers
39" Double Module Tower

	W x D x H	MODEL NUMBER Basic Model/ Edge Style	Front Pull Style (B)	Base (C)	Unit Color (D)	Surface Finish (E)	Edge Color (F)	Front Surface Finish (G)	Lock Option (H)	Lock Color (I)	Approx. Packaged Weight	S5 & S6 Steel Front Beveled Pull	S2, S3 & S4 Steel Front Bow Tie or Metric Pull	L2, L3 & L4 Laminate Front Bow Tie or Metric Pull
 AS39 **39" Unit** • One 30" wide cupboard holds one 28-1/2" row of books/binders • One drawer lock • One drawer - 30" wide by 6" high • One drawer - 30" wide by 12" high • Beveled pull (S5/S6) shown	30 x 24 x 39-3/4"	AT39302MLB-NT	☐☐	☐☐☐	☐☐			☐☐☐	☐☐	☐☐☐	168.0#	$ 2404	$ 2513	$ 2962
	30 x 24 x 39-3/4"	AT39302MLB-74P	☐☐	☐☐☐	☐☐	☐☐☐	☐☐☐	☐☐☐	☐☐	☐☐☐	168.0#	2582	2686	3138
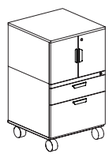 AS39 **39" Unit** • One 24" wide cupboard holds one 22-1/2" row of books/binders • One drawer lock • One drawer - 24" wide by 6" high • One drawer - 24" wide by 12" high • Beveled pull (S5/S6) shown	24 x 24 x 39-3/4"	AT39242MLB-NT	☐☐	☐☐☐	☐☐			☐☐☐	☐☐	☐☐☐	169.0#	$ 2348	$ 2455	$ 2674
	24 x 24 x 39-3/4"	AT39242MLB-74P	☐☐	☐☐☐	☐☐	☐☐☐	☐☐☐	☐☐☐	☐☐	☐☐☐	169.0#	2523	2627	2850

Ⓐ Ⓑ Ⓒ Ⓓ Ⓔ Ⓕ Ⓖ Ⓗ Ⓘ

HOW TO ORDER

Indicate the following information on order form:
1. Quantity of each item.
2. Model number, including options. See "How To Build a Model Number".
3. Any special service required.

Note: • The ☐ indicates that a choice is required.
- The absence of the ☐ indicates that no choice is required.
- Alpha-numeric characters in place of ☐ indicate that no other alternatives are available.

HOW TO BUILD A MODEL NUMBER

Ⓐ Select basic model/edge style.

NT	- No optional top (steel)
74P	- 3/4" laminate top w/74P edge band

Ⓑ Select front/pull style.

S5	- Steel/satin chrome beveled pull
S6	- Steel/black beveled pull
S2	- Steel/aluminum metric
S3	- Steel/aluminum bow tie
S4	- Steel/nickel bow tie
L2	- Laminate/aluminum metric
L3	- Laminate/aluminum bow tie
L4	- Laminate/nickel bow tie

Ⓒ Select base style.

4CW	- 4 black casters (2 locking)
PLNT	- Traditional Plinth Base

Ⓓ Select unit color.
Refer to the **Product Color Options** page in this price list.

Ⓔ Select surface finish.
Refer to the **Product Color Options** page in this price list.
Surface finish offerings are based on edge style selections.

Ⓕ Select edge color.
Refer to the **Product Color Options** page in this price list.
Edge color offerings are based on edge style selections.

Ⓖ Select front surface finish.
Refer to the **Product Color Options** page in this price list.

Ⓗ Select lock option.

KS	- Key standard
NLC	- No lock core
KA	- Key alike

Ⓘ Select lock color.
Refer to the **Product Color Options** page in this price list.

FINISH INFORMATION

Additional Laminate Offering
Additional laminates beyond KI standard offering, are available with two weeks extended leadtime.
To specify additional laminates, use these designators followed by the supplier's color/pattern code:

Formica - LF/supplier's color pattern code
Nevamar - LN/supplier's color pattern code
Wilsonart - LW/supplier's color pattern code

KI's standard laminate finish is the supplier's recommended finish for that color/pattern.
Note: Nonstandard laminates from these suppliers (example: textured laminates) require a Product Modification Request.
Contact customer service for details.

SPECIAL SERVICES

Special Carton Marking

With specially marked information	N/C

Shipping
Ships **assembled, FOB Pembroke, ON K8A 0E1, freight prepaid.** Freight class 100.

Specifications and prices are subject to change without prior notice.

All Terrain® Storage Towers

39" Single Module Towers with Landing Pads

All Terrain® Storage Towers
39" Single Module Towers with Landing Pads

	MODEL	W x D x H	MODEL NUMBER: Basic Model/ Edge Style	Front Pull Style	Base	Unit Color	Surf. Finish	Edge Color	Front Surf. Finish	Lock Option	Lock Color	Approx. Packaged Weight	S5 & S6 Steel Front Beveled Pull	S2, S3 & S4 Steel Front Bow Tie or Metric Pull	L2, L3 & L4 Laminate Front Bow Tie or Metric Pull
 AS39	**39" Unit with Bowed Front, Flat Top Landing Pad** • One drawer lock • One drawer - 30" wide by 3" high • Two drawers - 30" wide by 12" high • Beveled pull (S5/S6) shown	30 x 24 x 39-3/4"	AT39301LI-74P	□□	□□	□□	□□□	□□□	□□□	□□	□□	200.0#	$ 2587	$ 2666	$ 3053
 AS39	**39" Unit with Bowed Front, Flat Top Landing Pad** • One drawer lock • Two drawers - 30" wide by 7-1/2" high • One drawer - 30" wide by 12" high • Beveled pull (S5/S6) shown	30 x 24 x 39-3/4"	AT39301LJ-74P	□□	□□	□□	□□□	□□□	□□□	□□	□□	181.0#	$ 2581	$ 2656	$ 2985
 AS39	**39" Unit with Bowed Front, Flat Top Landing Pad** • Two drawer locks • Two drawers 15" wide by 3" high • Four drawers - 15" wide by 12" high • Beveled pull (S5/S6) shown	30 x 24 x 39-3/4"	AT39301L2I-74P	□□	□□	□□	□□□	□□□	□□□	□□	□□	208.0#	$ 3148	$ 3304	$ 3882

Ⓐ Ⓑ Ⓒ Ⓓ Ⓔ Ⓕ Ⓖ Ⓗ Ⓘ

HOW TO ORDER

Indicate the following information on order form:
1. Quantity of each item.
2. Model number, including options. See "How To Build a Model Number".
3. Any special service required.

Note: • The □ indicates that a choice is required.
• The absence of the □ indicates that no choice is required.
• Alpha-numeric characters in place of □ indicate that no other alternatives are available.

HOW TO BUILD A MODEL NUMBER

Ⓐ Select basic model/edge style.

74P	- 3/4" laminate top w/74P edge band

Ⓑ Select front/pull style.

S5	- Steel/satin chrome beveled pull
S6	- Steel/black beveled pull
S2	- Steel/aluminum metric
S3	- Steel/aluminum bow tie
S4	- Steel/nickel bow tie
L2	- Laminate/aluminum metric
L3	- Laminate/aluminum bow tie
L4	- Laminate/nickel bow tie

Ⓒ Select base style.

4CW	- 4 black casters (2 locking)
PLNT	- Traditional Plinth Base

Ⓓ Select unit color.
Refer to the **Product Color Options** page in this price list.

Ⓔ Select surface finish.
Refer to the **Product Color Options** page in this price list.
Surface finish offerings are based on edge style selections.

Ⓕ Select edge color.
Refer to the **Product Color Options** page in this price list.
Edge color offerings are based on edge style selections.

Ⓖ Select front surface finish.
Refer to the **Product Color Options** page in this price list.

Ⓗ Select lock option.

KS	- Key standard
NLC	- No lock core
KA	- Key alike

Ⓘ Select lock color.
Refer to the **Product Color Options** page in this price list.

FINISH INFORMATION

Additional Laminate Offering

Additional laminates beyond KI standard offering, are available with two weeks extended leadtime. To specify additional laminates, use these designators followed by the supplier's color/pattern code:

Formica - LF/supplier's color pattern code
Nevamar - LN/supplier's color pattern code
Wilsonart - LW/supplier's color pattern code

KI's standard laminate finish is the supplier's recommended finish for that color/pattern.
Note: Nonstandard laminates from these suppliers (example: textured laminates) require a Product Modification Request.
Contact customer service for details.

SPECIAL SERVICES

Special Carton Marking

With specially marked information	N/C

Shipping

Ships **assembled, FOB Pembroke, ON K8A 0E1, freight prepaid.** Freight class 100.

Specifications and prices are subject to change without prior notice.

All Terrain® Storage Towers

39" Single Module Towers with Landing Pads

All Terrain® Storage Towers
39" Single Module Towers with Landing Pads

	MODEL	W x D x H	MODEL NUMBER: Basic Model/ Edge Style	Front Pull Style	Base	Unit Color	Surf. Finish	Edge Color	Front Surf. Finish	Lock Option	Lock Color	Approx. Packaged Weight	S5 & S6 Steel Front Beveled Pull	S2, S3 & S4 Steel Front Bow Tie or Metric Pull	L2, L3 & L4 Laminate Front Bow Tie or Metric Pull
 AS39	**39" Unit with Bowed Front, Flat Top Landing Pad** • Two drawer locks • Four drawers - 15" wide by 7-1/2" high • Two drawers - 15" wide by 12" high • Beveled pull (S5/S6) shown	30 x 24 x 39-3/4"	AT39301L2J-74P	□□	□□	□□	□□□	□□□	□□□	□□	□□	187.0#	$ 3092	$ 3246	$ 3822
 AS39	**39" Unit with Bowed Front, Flat Top Landing Pad** • One drawer lock • Two drawers - 24" wide by 3" high • Two drawers - 24" wide by 12" high • Beveled pull (S5/S6) shown	24 x 24 x 39-3/4"	AT39241LI-74P	□□	□□	□□	□□□	□□□	□□□	□□	□□	165.0#	$ 2492	$ 2568	$ 2876
 AS39	**39" Unit with Bowed Front, Flat Top Landing Pad** • One drawer lock • Two drawers 24" wide by 7-1/2" high • One drawers - 24" wide by 12" high • Beveled pull (S5/S6) shown	24 x 24 x 39-3/4"	AT39241LJ-74P	□□	□□	□□	□□□	□□□	□□□	□□	□□	164.0#	$ 2483	$ 2559	$ 2854
			Ⓐ	Ⓑ	Ⓒ	Ⓓ	Ⓔ	Ⓕ	Ⓖ	Ⓗ	Ⓘ				

HOW TO ORDER

Indicate the following information on order form:
1. Quantity of each item.
2. Model number, including options. See "How To Build a Model Number".
3. Any special service required.

Note: • The □ indicates that a choice is required.
- The absence of the □ indicates that no choice is required.
- Alpha-numeric characters in place of □ indicate that no other alternatives are available.

HOW TO BUILD A MODEL NUMBER

Ⓐ Select basic model/edge style.

74P	- 3/4" laminate top w/74P edge band

Ⓑ Select front/pull style.

S5	- Steel/satin chrome beveled pull
S6	- Steel/black beveled pull
S2	- Steel/aluminum metric
S3	- Steel/aluminum bow tie
S4	- Steel/nickel bow tie
L2	- Laminate/aluminum metric
L3	- Laminate/aluminum bow tie
L4	- Laminate/nickel bow tie

Ⓒ Select base style.

4CW	- 4 black casters (2 locking)
PLNT	- Traditional Plinth Base

Ⓓ Select unit color.
Refer to the **Product Color Options** page in this price list.

Ⓔ Select surface finish.
Refer to the **Product Color Options** page in this price list.
Surface finish offerings are based on edge style selections.

Ⓕ Select edge color.
Refer to the **Product Color Options** page in this price list.
Edge color offerings are based on edge style selections.

Ⓖ Select front surface finish.
Refer to the **Product Color Options** page in this price list.

Ⓗ Select lock option.

KS	- Key standard
NLC	- No lock core
KA	- Key alike

Ⓘ Select lock color.
Refer to the **Product Color Options** page in this price list.

FINISH INFORMATION

Additional Laminate Offering

Additional laminates beyond KI standard offering, are available with two weeks extended leadtime. To specify additional laminates, use these designators followed by the supplier's color/pattern code:

Formica - LF/supplier's color pattern code
Nevamar - LN/supplier's color pattern code
Wilsonart - LW/supplier's color pattern code

KI's standard laminate finish is the supplier's recommended finish for that color/pattern.
Note: Nonstandard laminates from these suppliers (example: textured laminates) require a Product Modification Request.
Contact customer service for details.

SPECIAL SERVICES

Special Carton Marking

With specially marked information	N/C

Shipping

Ships **assembled, FOB Pembroke, ON K8A 0E1, freight prepaid.** Freight class 100.

Specifications and prices are subject to change without prior notice.

All Terrain® Storage Towers
44" Single Module Tower

All Terrain® Storage Towers
44" Single Module Tower

	W x D x H	MODEL NUMBER Basic Model/ Edge Style	Front Pull Style	Base	Unit Color	Surface Finish	Edge Color	Front Surface Finish	Lock Option	Lock Color	Approx. Packaged Weight	S5 & S6 Steel Front Beveled Pull	S2, S3 & S4 Steel Front Bow Tie or Metric Pull	L2, L3 & L4 Laminate Front Bow Tie or Metric Pull
	30 x 24 x 44-11/32"	AT44301MP-NT	□□	□□□	□□			□□□	□□	□□□	188.0#	$ 2209	$ 2287	$ 2721
	30 x 24 x 44-11/32"	AT44301MP-74P	□□	□□□	□□	□□□	□□□	□□□	□□	□□□	188.0#	2383	2463	2897
AS44 **44" Unit** • One drawer lock • Three drawers - 30" wide by 12" high • Beveled pull (S5/S6) shown														
	30 x 24 x 44-11/32"	AT44301MQ-NT	□□	□□□	□□			□□□	□□	□□□	193.0#	$ 2519	$ 2619	$ 3102
	30 x 24 x 44-11/32"	AT44301MQ-74P	□□	□□□	□□	□□□	□□□	□□□	□□	□□□	193.0#	2692	2796	3280
AS44 **44" Unit** • One drawer lock • Two drawers - 30" wide by 6" high • Two drawers - 30" wide by 12" high • Beveled pull (S5/S6) shown														

Ⓐ Ⓑ Ⓒ Ⓓ Ⓔ Ⓕ Ⓖ Ⓗ Ⓘ

HOW TO ORDER

Indicate the following information on order form:
1. Quantity of each item.
2. Model number, including options. See "How To Build a Model Number".
3. Any special service required.

Note: • The □ indicates that a choice is required.
- The absence of the □ indicates that no choice is required.
- Alpha-numeric characters in place of □ indicate that no other alternatives are available.

HOW TO BUILD A MODEL NUMBER

Ⓐ Select basic model/edge style.

NT	- No optional top (steel)
74P	- 3/4" laminate top w/74P edge band

Ⓑ Select front/pull style.

S5	- Steel/satin chrome beveled pull
S6	- Steel/black beveled pull
S2	- Steel/aluminum metric
S3	- Steel/aluminum bow tie
S4	- Steel/nickel bow tie
L2	- Laminate/aluminum metric
L3	- Laminate/aluminum bow tie
L4	- Laminate/nickel bow tie

Ⓒ Select base style.

4CW	- 4 black casters (2 locking)
PLNT	- Traditional Plinth Base

Ⓓ Select unit color.
Refer to the **Product Color Options** page in this price list.

Ⓔ Select surface finish.
Refer to the **Product Color Options** page in this price list.
Surface finish offerings are based on edge style selections.

Ⓕ Select edge color.
Refer to the **Product Color Options** page in this price list.
Edge color offerings are based on edge style selections.

Ⓖ Select front surface finish.
Refer to the **Product Color Options** page in this price list.

Ⓗ Select lock option.

KS	- Key standard
NLC	- No lock core
KA	- Key alike

Ⓘ Select lock color.
Refer to the **Product Color Options** page in this price list.

FINISH INFORMATION

Additional Laminate Offering
Additional laminates beyond KI standard offering, are available with two weeks extended leadtime. To specify additional laminates, use these designators followed by the supplier's color/pattern code:

Formica - LF/supplier's color pattern code
Nevamar - LN/supplier's color pattern code
Wilsonart - LW/supplier's color pattern code

KI's standard laminate finish is the supplier's recommended finish for that color/pattern.
Note: Nonstandard laminates from these suppliers (example: textured laminates) require a Product Modification Request.
Contact customer service for details.

SPECIAL SERVICES

Special Carton Marking

With specially marked information	N/C

Shipping
Ships **assembled, FOB Pembroke, ON K8A 0E1, freight prepaid.** Freight class 100.

Specifications and prices are subject to change without prior notice.

All Terrain® Storage Towers
44" Single Module Tower

All Terrain® Storage Towers
44" Single Module Tower

	W x D x H	MODEL NUMBER Basic Model/ Edge Style	Front Pull Style	Base	Unit Color	Surface Finish	Edge Color	Front Surface Finish	Lock Option	Lock Color	Approx. Packaged Weight	S5 & S6 Steel Front Beveled Pull	S2, S3 & S4 Steel Front Bow Tie or Metric Pull	L2, L3 & L4 Laminate Front Bow Tie or Metric Pull
	30 x 24 x 44-11/32"	AT44301M2P-NT	□□	□□□	□□			□□□	□□	□□□	197.0#	$ 2773	$ 2930	$ 3493
	30 x 24 x 44-11/32"	AT44301M2P-74P	□□	□□□	□□	□□□	□□□	□□□	□□	□□□	197.0#	2948	3104	3667
AS44 **44" Unit** • Two drawer locks • Six drawers - 15" wide by 12" high • Beveled pull (S5/S6) shown														
	30 x 24 x 44-11/32"	AT44301M2Q-NT	□□	□□□	□□			□□□	□□	□□□	212.0#	$ 3137	$ 3344	$ 4113
	30 x 24 x 44-11/32"	AT44301M2Q-74P	□□	□□□	□□	□□□	□□□	□□□	□□	□□□	212.0#	3309	3523	4286
AS44 **44" Unit** • Two drawer locks • Four drawers - 15" wide by 6" high • Four drawers - 15" wide by 12" high • Beveled pull (S5/S6) shown														

Ⓐ Ⓑ Ⓒ Ⓓ Ⓔ Ⓕ Ⓖ Ⓗ Ⓘ

HOW TO ORDER

Indicate the following information on order form:
1. Quantity of each item.
2. Model number, including options. See "How To Build a Model Number".
3. Any special service required.

Note: • The □ indicates that a choice is required.
• The absence of the □ indicates that no choice is required.
• Alpha-numeric characters in place of □ indicate that no other alternatives are available.

HOW TO BUILD A MODEL NUMBER

Ⓐ Select basic model/edge style.

NT	- No optional top (steel)
74P	- 3/4" laminate top w/74P edge band

Ⓑ Select front/pull style.

S5	- Steel/satin chrome beveled pull
S6	- Steel/black beveled pull
S2	- Steel/aluminum metric
S3	- Steel/aluminum bow tie
S4	- Steel/nickel bow tie
L2	- Laminate/aluminum metric
L3	- Laminate/aluminum bow tie
L4	- Laminate/nickel bow tie

Ⓒ Select base style.

4CW	- 4 black casters (2 locking)
PLNT	- Traditional Plinth Base

Ⓓ Select unit color.
Refer to the **Product Color Options** page in this price list.

Ⓔ Select surface finish.
Refer to the **Product Color Options** page in this price list.
Surface finish offerings are based on edge style selections.

Ⓕ Select edge color.
Refer to the **Product Color Options** page in this price list.
Edge color offerings are based on edge style selections.

Ⓖ Select front surface finish.
Refer to the **Product Color Options** page in this price list.

Ⓗ Select lock option.

KS	- Key standard
NLC	- No lock core
KA	- Key alike

Ⓘ Select lock color.
Refer to the **Product Color Options** page in this price list.

FINISH INFORMATION

Additional Laminate Offering
Additional laminates beyond KI standard offering, are available with two weeks extended leadtime.
To specify additional laminates, use these designators followed by the supplier's color/pattern code:

Formica - LF/supplier's color pattern code
Nevamar - LN/supplier's color pattern code
Wilsonart - LW/supplier's color pattern code

KI's standard laminate finish is the supplier's recommended finish for that color/pattern.
Note: Nonstandard laminates from these suppliers (example: textured laminates) require a Product Modification Request.
Contact customer service for details.

SPECIAL SERVICES

Special Carton Marking

With specially marked information	N/C

Shipping
Ships **assembled, FOB Pembroke, ON K8A 0E1, freight prepaid.** Freight class 100.

Specifications and prices are subject to change without prior notice.

All Terrain® Storage Towers
44" Single Module Tower

All Terrain® Storage Towers
44" Single Module Tower

	W x D x H	MODEL NUMBER Basic Model/ Edge Style	Front Pull Style	Base	Unit Color	Surface Finish	Edge Color	Front Surface Finish	Lock Option	Lock Color	Approx. Packaged Weight	S5 & S6 Steel Front Beveled Pull	S2, S3 & S4 Steel Front Bow Tie or Metric Pull	L2, L3 & L4 Laminate Front Bow Tie or Metric Pull
	24 x 24 x 44-11/32"	AT44241MP-NT	□□	□□□	□□			□□□	□□	□□□	169.0#	$ 2182	$ 2259	$ 2568
	24 x 24 x 44-11/32"	AT44241MP-74P	□□	□□□	□□	□□□	□□□	□□□	□□	□□□	169.0#	2356	2433	2743
AS44 **44" Unit** • One drawer lock • Three drawers - 24" wide by 12" high • Beveled pull (S5/S6) shown														
	24 x 24 x 44-11/32"	AT44241MQ-NT	□□	□□□	□□			□□□	□□	□□□	172.0#	$ 2492	$ 2598	$ 2995
	24 x 24 x 44-11/32"	AT44241MQ-74P	□□	□□□	□□	□□□	□□□	□□□	□□	□□□	172.0#	2667	2773	3166
AS44 **44" Unit** • One drawer lock • Two drawers - 24" wide by 6" high • Two drawers - 24" wide by 12" high • Beveled pull (S5/S6) shown														

Ⓐ Ⓑ Ⓒ Ⓓ Ⓔ Ⓕ Ⓖ Ⓗ Ⓘ

HOW TO ORDER

Indicate the following information on order form:
1. Quantity of each item.
2. Model number, including options. See "How To Build a Model Number".
3. Any special service required.

Note: • The □ indicates that a choice is required.
• The absence of the □ indicates that no choice is required.
• Alpha-numeric characters in place of □ indicate that no other alternatives are available.

HOW TO BUILD A MODEL NUMBER

Ⓐ Select basic model/edge style.

NT	- No optional top (steel)
74P	- 3/4" laminate top w/74P edge band

Ⓑ Select front/pull style.

S5	- Steel/satin chrome beveled pull
S6	- Steel/black beveled pull
S2	- Steel/aluminum metric
S3	- Steel/aluminum bow tie
S4	- Steel/nickel bow tie
L2	- Laminate/aluminum metric
L3	- Laminate/aluminum bow tie
L4	- Laminate/nickel bow tie

Ⓒ Select base style.

4CW	- 4 black casters (2 locking)
PLNT	- Traditional Plinth Base

Ⓓ Select unit color.
Refer to the **Product Color Options** page in this price list.

Ⓔ Select surface finish.
Refer to the **Product Color Options** page in this price list.
Surface finish offerings are based on edge style selections.

Ⓕ Select edge color.
Refer to the **Product Color Options** page in this price list.
Edge color offerings are based on edge style selections.

Ⓖ Select front surface finish.
Refer to the **Product Color Options** page in this price list.

Ⓗ Select lock option.

KS	- Key standard
NLC	- No lock core
KA	- Key alike

Ⓘ Select lock color.
Refer to the **Product Color Options** page in this price list.

FINISH INFORMATION

Additional Laminate Offering
Additional laminates beyond KI standard offering, are available with two weeks extended leadtime. To specify additional laminates, use these designators followed by the supplier's color/pattern code:

Formica - LF/supplier's color pattern code
Nevamar - LN/supplier's color pattern code
Wilsonart - LW/supplier's color pattern code

KI's standard laminate finish is the supplier's recommended finish for that color/pattern.
Note: Nonstandard laminates from these suppliers (example: textured laminates) require a Product Modification Request.
Contact customer service for details.

SPECIAL SERVICES

Special Carton Marking

With specially marked information	N/C

Shipping
Ships **assembled, FOB Pembroke, ON K8A 0E1, freight prepaid.** Freight class 100.

Specifications and prices are subject to change without prior notice.

All Terrain® Storage Towers
44" Single Module Towers with Landing Pads

All Terrain® Storage Towers
44" Single Module Towers with Landing Pads

	W x D x H	MODEL NUMBER Basic Model/ Edge Style	Front Pull Style	Base	Unit Color	Surface Finish	Edge Color	Front Surface Finish	Lock Option	Lock Color	Approx. Packaged Weight	S5 & S6 Steel Front Beveled Pull	S2, S3 & S4 Steel Front Bow Tie or Metric Pull	L2, L3 & L4 Laminate Front Bow Tie or Metric Pull
 AS44 **44" Unit with Bowed Front, Flat Top Landing Pad** • One drawer lock • Three drawers - 30" wide by 10-1/2" high • Beveled pull (S5/S6) shown	30 x 24 x 44-11/32"	AT44301LM-74P	□□	□□□	□□	□□□	□□□	□□□	□□	□□□	182.0#	$ 2646	$ 2723	$ 3058
 AS44 **44" Unit with Bowed Front, Flat Top Landing Pad** • One drawer lock • One drawer - 30" wide by 7-1/2" high • Two drawers - 30" wide by 12" high • Beveled pull (S5/S6) shown	30 x 24 x 44-11/32"	AT44301LN-74P	□□	□□□	□□	□□□	□□□	□□□	□□	□□□	186.0#	$ 2608	$ 2684	$ 3063

Ⓐ Ⓑ Ⓒ Ⓓ Ⓔ Ⓕ Ⓖ Ⓗ Ⓘ

HOW TO ORDER

Indicate the following information on order form:
1. Quantity of each item.
2. Model number, including options. See "How To Build a Model Number".
3. Any special service required.

Note: • The □ indicates that a choice is required.
• The absence of the □ indicates that no choice is required.
• Alpha-numeric characters in place of □ indicate that no other alternatives are available.

HOW TO BUILD A MODEL NUMBER

Ⓐ Select basic model/edge style.

74P	- 3/4" laminate top w/74P edge band

Ⓑ Select front/pull style.

S5	- Steel/satin chrome beveled pull
S6	- Steel/black beveled pull
S2	- Steel/aluminum metric
S3	- Steel/aluminum bow tie
S4	- Steel/nickel bow tie
L2	- Laminate/aluminum metric
L3	- Laminate/aluminum bow tie
L4	- Laminate/nickel bow tie

Ⓒ Select base style.

4CW	- 4 black casters (2 locking)
PLNT	- Traditional Plinth Base

Ⓓ Select unit color.
Refer to the **Product Color Options** page in this price list.

Ⓔ Select surface finish.
Refer to the **Product Color Options** page in this price list.
Surface finish offerings are based on edge style selections.

Ⓕ Select edge color.
Refer to the **Product Color Options** page in this price list.
Edge color offerings are based on edge style selections.

Ⓖ Select front surface finish.
Refer to the **Product Color Options** page in this price list.

Ⓗ Select lock option.

KS	- Key standard
NLC	- No lock core
KA	- Key alike

Ⓘ Select lock color.
Refer to the **Product Color Options** page in this price list.

FINISH INFORMATION

Additional Laminate Offering
Additional laminates beyond KI standard offering, are available with two weeks extended leadtime. To specify additional laminates, use these designators followed by the supplier's color/pattern code:

Formica - LF/supplier's color pattern code
Nevamar - LN/supplier's color pattern code
Wilsonart - LW/supplier's color pattern code

KI's standard laminate finish is the supplier's recommended finish for that color/pattern.
Note: Nonstandard laminates from these suppliers (example: textured laminates) require a Product Modification Request.
Contact customer service for details.

SPECIAL SERVICES

Special Carton Marking

With specially marked information	N/C

Shipping
Ships **assembled, FOB Pembroke, ON K8A 0E1, freight prepaid.** Freight class 100.

Specifications and prices are subject to change without prior notice.

All Terrain® Storage Towers
44" Single Module Towers with Landing Pads

All Terrain® Storage Towers
44" Single Module Towers with Landing Pads

	W x D x H	MODEL NUMBER Basic Model/ Edge Style	Front Pull Style	Base	Unit Color	Surface Finish	Edge Color	Front Surface Finish	Lock Option	Lock Color	Approx. Packaged Weight	S5 & S6 Steel Front Beveled Pull	S2, S3 & S4 Steel Front Bow Tie or Metric Pull	L2, L3 & L4 Laminate Front Bow Tie or Metric Pull
 AS44 **44" Unit with Bowed Front, Flat Top Landing Pad** • Two drawer locks • Six drawers - 15" wide by 10-1/2" high • Beveled pull (S5/S6) shown	30 x 24 x 44-11/32"	AT44301L2M-74P	□□	□□□	□□	□□□	□□□	□□□	□□	□□□	204.0#	$ 3188	$ 3347	$ 3920
 AS44 **44" Unit with Bowed Front, Flat Top Landing Pad** • Two drawer locks • Two drawers - 15" wide by 7-1/2" high • Four drawers - 15" wide by 12" high • Beveled pull (S5/S6) shown	30 x 24 x 44-11/32"	AT44301L2N-74P	□□	□□□	□□	□□□	□□□	□□□	□□	□□□	200.0#	$ 3159	$ 3318	$ 3887

Ⓐ Ⓑ Ⓒ Ⓓ Ⓔ Ⓕ Ⓖ Ⓗ Ⓘ

HOW TO ORDER

Indicate the following information on order form:
1. Quantity of each item.
2. Model number, including options. See "How To Build a Model Number".
3. Any special service required.

Note: • The □ indicates that a choice is required.
• The absence of the □ indicates that no choice is required.
• Alpha-numeric characters in place of □ indicate that no other alternatives are available.

HOW TO BUILD A MODEL NUMBER

Ⓐ Select basic model/edge style.

74P	- 3/4" laminate top w/74P edge band

Ⓑ Select front/pull style.

S5	- Steel/satin chrome beveled pull
S6	- Steel/black beveled pull
S2	- Steel/aluminum metric
S3	- Steel/aluminum bow tie
S4	- Steel/nickel bow tie
L2	- Laminate/aluminum metric
L3	- Laminate/aluminum bow tie
L4	- Laminate/nickel bow tie

Ⓒ Select base style.

4CW	- 4 black casters (2 locking)
PLNT	- Traditional Plinth Base

Ⓓ Select unit color.
Refer to the **Product Color Options** page in this price list.

Ⓔ Select surface finish.
Refer to the **Product Color Options** page in this price list.
Surface finish offerings are based on edge style selections.

Ⓕ Select edge color.
Refer to the **Product Color Options** page in this price list.
Edge color offerings are based on edge style selections.

Ⓖ Select front surface finish.
Refer to the **Product Color Options** page in this price list.

Ⓗ Select lock option.

KS	- Key standard
NLC	- No lock core
KA	- Key alike

Ⓘ Select lock color.
Refer to the **Product Color Options** page in this price list.

FINISH INFORMATION

Additional Laminate Offering
Additional laminates beyond KI standard offering, are available with two weeks extended leadtime. To specify additional laminates, use these designators followed by the supplier's color/pattern code:

Formica - LF/supplier's color pattern code
Nevamar - LN/supplier's color pattern code
Wilsonart - LW/supplier's color pattern code

KI's standard laminate finish is the supplier's recommended finish for that color/pattern.
Note: Nonstandard laminates from these suppliers (example: textured laminates) require a Product Modification Request.
Contact customer service for details.

SPECIAL SERVICES

Special Carton Marking

With specially marked information	N/C

Shipping
Ships **assembled, FOB Pembroke, ON K8A 0E1, freight prepaid.** Freight class 100.

Specifications and prices are subject to change without prior notice.

All Terrain® Storage Towers

44" Single Module Towers with Landing Pads

All Terrain® Storage Towers
44" Single Module Towers with Landing Pads

	W x D x H	MODEL NUMBER: Basic Model/ Edge Style	Front Pull Style	Base	Unit Color	Surface Finish	Edge Color	Front Surface Finish	Lock Option	Lock Color	Approx. Packaged Weight	S5 & S6 Steel Front Beveled Pull	S2, S3 & S4 Steel Front Bow Tie or Metric Pull	L2, L3 & L4 Laminate Front Bow Tie or Metric Pull
 AS44 **44" Unit with Bowed Front, Flat Top Landing Pad** • One drawer lock • Three drawers - 24" wide by 10-1/2" high • Beveled pull (S5/S6) shown	24 x 24 x 44-11/32"	AT44241LM-74P	□□	□□□	□□	□□□	□□□	□□□	□□	□□□	169.0#	$ 2552	$ 2631	$ 2904
 AS44 **44" Unit with Bowed Front, Flat Top Landing Pad** • One drawer lock • One drawer - 24" wide by 7-1/2" high • Two drawers - 24" wide by 12" high • Beveled pull (S5/S6) shown	24 x 24 x 44-11/32"	AT44241LN-74P	□□	□□□	□□	□□□	□□□	□□□	□□	□□□	164.0#	$ 2530	$ 2610	$ 2911

Ⓐ Ⓑ Ⓒ Ⓓ Ⓔ Ⓕ Ⓖ Ⓗ Ⓘ

HOW TO ORDER

Indicate the following information on order form:
1. Quantity of each item.
2. Model number, including options. See "How To Build a Model Number".
3. Any special service required.

Note: • The □ indicates that a choice is required.
• The absence of the □ indicates that no choice is required.
• Alpha-numeric characters in place of □ indicate that no other alternatives are available.

HOW TO BUILD A MODEL NUMBER

Ⓐ Select basic model/edge style.

74P	- 3/4" laminate top w/74P edge band

Ⓑ Select front/pull style.

S5	- Steel/satin chrome beveled pull
S6	- Steel/black beveled pull
S2	- Steel/aluminum metric
S3	- Steel/aluminum bow tie
S4	- Steel/nickel bow tie
L2	- Laminate/aluminum metric
L3	- Laminate/aluminum bow tie
L4	- Laminate/nickel bow tie

Ⓒ Select base style.

4CW	- 4 black casters (2 locking)
PLNT	- Traditional Plinth Base

Ⓓ Select unit color.
Refer to the **Product Color Options** page in this price list.

Ⓔ Select surface finish.
Refer to the **Product Color Options** page in this price list.
Surface finish offerings are based on edge style selections.

Ⓕ Select edge color.
Refer to the **Product Color Options** page in this price list.
Edge color offerings are based on edge style selections.

Ⓖ Select front surface finish.
Refer to the **Product Color Options** page in this price list.

Ⓗ Select lock option.

KS	- Key standard
NLC	- No lock core
KA	- Key alike

Ⓘ Select lock color.
Refer to the **Product Color Options** page in this price list.

FINISH INFORMATION

Additional Laminate Offering

Additional laminates beyond KI standard offering, are available with two weeks extended leadtime. To specify additional laminates, use these designators followed by the supplier's color/pattern code:

Formica - LF/supplier's color pattern code
Nevamar - LN/supplier's color pattern code
Wilsonart - LW/supplier's color pattern code

KI's standard laminate finish is the supplier's recommended finish for that color/pattern.
Note: Nonstandard laminates from these suppliers (example: textured laminates) require a Product Modification Request.
Contact customer service for details.

SPECIAL SERVICES

Special Carton Marking

With specially marked information	N/C

Shipping

Ships **assembled, FOB Pembroke, ON K8A 0E1, freight prepaid.** Freight class 100.

Specifications and prices are subject to change without prior notice.

All Terrain® Storage Towers
44" Double Module Towers with Landing Pads

All Terrain® Storage Towers
44" Double Module Towers with Landing Pads

	W x D x H	MODEL NUMBER Basic Model/ Edge Style	Front Pull Style	Base	Unit Color	Surface Finish	Edge Color	Front Surface Finish	Lock Option	Lock Color	Approx. Packaged Weight	S5 & S6 Steel Front Beveled Pull	S2, S3 & S4 Steel Front Bow Tie or Metric Pull	L2, L3 & L4 Laminate Front Bow Tie or Metric Pull
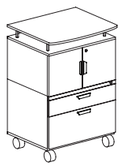 AS44 **44" Unit with Bowed Front, Flat Top Landing Pad** • One 30" wide cupboard holds one 22-1/2" row of books/binders • One drawer lock • One drawer - 30" wide by 6" high • One drawer - 30" wide by 12" high • Beveled pull (S5/S6) shown	30 x 24 x 44-11/32"	AT44302LLB-74P	□□	□□□	□□	□□□	□□□	□□□	□□	□□□	186.0#	$ 2827	$ 2931	$ 3388
 AS44 **44" Unit with Bowed Front, Flat Top Landing Pad** • One 30" wide cupboard holds one 22-1/2" row of books/binders • Two drawer locks • Two drawers - 15" wide by 6" high • Two drawers - 15" wide by 12" high • Beveled pull (S5/S6) shown	30 x 24 x 44-11/32"	AT44302LL2B-74P	□□	□□□	□□	□□□	□□□	□□□	□□	□□□	201.0#	$ 3252	$ 3409	$ 4006

Ⓐ Ⓑ Ⓒ Ⓓ Ⓔ Ⓕ Ⓖ Ⓗ Ⓘ

HOW TO ORDER

Indicate the following information on order form:
1. Quantity of each item.
2. Model number, including options. See "How To Build a Model Number".
3. Any special service required.

Note: • The □ indicates that a choice is required.
• The absence of the □ indicates that no choice is required.
• Alpha-numeric characters in place of □ indicate that no other alternatives are available.

HOW TO BUILD A MODEL NUMBER

Ⓐ Select basic model/edge style.

74P	- 3/4" laminate top w/74P edge band

Ⓑ Select front/pull style.

S5	- Steel/satin chrome beveled pull
S6	- Steel/black beveled pull
S2	- Steel/aluminum metric
S3	- Steel/aluminum bow tie
S4	- Steel/nickel bow tie
L2	- Laminate/aluminum metric
L3	- Laminate/aluminum bow tie
L4	- Laminate/nickel bow tie

Ⓒ Select base style.

4CW	- 4 black casters (2 locking)
PLNT	- Traditional Plinth Base

Ⓓ Select unit color.
Refer to the **Product Color Options** page in this price list.

Ⓔ Select surface finish.
Refer to the **Product Color Options** page in this price list.
Surface finish offerings are based on edge style selections.

Ⓕ Select edge color.
Refer to the **Product Color Options** page in this price list.
Edge color offerings are based on edge style selections.

Ⓖ Select front surface finish.
Refer to the **Product Color Options** page in this price list.

Ⓗ Select lock option.

KS	- Key standard
NLC	- No lock core
KA	- Key alike

Ⓘ Select lock color.
Refer to the **Product Color Options** page in this price list.

FINISH INFORMATION

Additional Laminate Offering
Additional laminates beyond KI standard offering, are available with two weeks extended leadtime. To specify additional laminates, use these designators followed by the supplier's color/pattern code:

Formica - LF/supplier's color pattern code
Nevamar - LN/supplier's color pattern code
Wilsonart - LW/supplier's color pattern code

KI's standard laminate finish is the supplier's recommended finish for that color/pattern.
Note: Nonstandard laminates from these suppliers (example: textured laminates) require a Product Modification Request.
Contact customer service for details.

SPECIAL SERVICES

Special Carton Marking

With specially marked information	N/C

Shipping
Ships **assembled, FOB Pembroke, ON K8A 0E1, freight prepaid.** Freight class 100.

Specifications and prices are subject to change without prior notice.

All Terrain® Storage Towers
44” Double Module Towers with Landing Pads

All Terrain® Storage Towers
44” Double Module Towers with Landing Pads

	W x D x H	MODEL NUMBER Basic Model/ Edge Style	Front Pull Style	Base	Unit Color	Surface Finish	Edge Color	Front Surface Finish	Lock Option	Lock Color	Approx. Packaged Weight	S5 & S6 Steel Front Beveled Pull	S2, S3 & S4 Steel Front Bow Tie or Metric Pull	L2, L3 & L4 Laminate Front Bow Tie or Metric Pull
	24 x 24 x 44-11/32”	AT44242LLB-74P	□□	□□□	□□	□□□	□□□	□□□	□□	□□□	158.0#	$ 2759	$ 2860	$ 3284



AS44

44” Unit with Bowed Front, Flat Top Landing Pad

- One 24” wide cupboard holds one 22-1/2” row of books/binders
- One drawer lock
- One drawer - 24” wide by 6” high
- One drawer - 24” wide by 12” high
- Beveled pull (S5/S6) shown

Ⓐ Ⓑ Ⓒ Ⓓ Ⓔ Ⓕ Ⓖ Ⓗ Ⓘ

HOW TO ORDER

Indicate the following information on order form:
1. Quantity of each item.
2. Model number, including options. See “How To Build a Model Number”.
3. Any special service required.

Note: • The □ indicates that a choice is required.
- The absence of the □ indicates that no choice is required.
- Alpha-numeric characters in place of □ indicate that no other alternatives are available.

HOW TO BUILD A MODEL NUMBER

Ⓐ Select basic model/edge style.

74P	- 3/4” laminate top w/74P edge band

Ⓑ Select front/pull style.

S5	- Steel/satin chrome beveled pull
S6	- Steel/black beveled pull
S2	- Steel/aluminum metric
S3	- Steel/aluminum bow tie
S4	- Steel/nickel bow tie
L2	- Laminate/aluminum metric
L3	- Laminate/aluminum bow tie
L4	- Laminate/nickel bow tie

Ⓒ Select base style.

4CW	- 4 black casters (2 locking)
PLNT	- Traditional Plinth Base

Ⓓ Select unit color.
Refer to the **Product Color Options** page in this price list.

Ⓔ Select surface finish.
Refer to the **Product Color Options** page in this price list.
Surface finish offerings are based on edge style selections.

Ⓕ Select edge color.
Refer to the **Product Color Options** page in this price list.
Edge color offerings are based on edge style selections.

Ⓖ Select front surface finish.
Refer to the **Product Color Options** page in this price list.

Ⓗ Select lock option.

KS	- Key standard
NLC	- No lock core
KA	- Key alike

Ⓘ Select lock color.
Refer to the **Product Color Options** page in this price list.

FINISH INFORMATION

Additional Laminate Offering
Additional laminates beyond KI standard offering, are available with two weeks extended leadtime. To specify additional laminates, use these designators followed by the supplier’s color/pattern code:

Formica - LF/supplier’s color pattern code
Nevamar - LN/supplier’s color pattern code
Wilsonart - LW/supplier’s color pattern code

KI’s standard laminate finish is the supplier’s recommended finish for that color/pattern.
Note: Nonstandard laminates from these suppliers (example: textured laminates) require a Product Modification Request.
Contact customer service for details.

SPECIAL SERVICES

Special Carton Marking

With specially marked information	N/C

Shipping
Ships **assembled, FOB Pembroke, ON K8A 0E1, freight prepaid.** Freight class 100.

Specifications and prices are subject to change without prior notice.

All Terrain® Storage Towers
48" Double Module Towers

All Terrain® Storage Towers
48" Double Module Towers

	W x D x H	MODEL NUMBER Basic Model/ Edge Style	Front Pull Style	Base	Unit Color	Surface Finish	Edge Color	Lock Option	Lock Color	Approx. Packaged Weight	S5 & S6 Steel Front Beveled Pull	S2, S3 & S4 Steel Front Bow Tie or Metric Pull
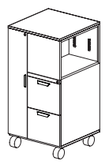	24 x 24 x 48-15/16"	AT48242MW42APF-NT	□□	□□□	□□			□□	□□□	141.0#	$ 2245	$ 2323
	24 x 24 x 48-15/16"	AT48242MW42APF-74P	□□	□□□	□□	□□□	□□□	□□	□□□	141.0#	2420	2498
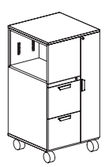	24 x 24 x 48-15/16"	AT48242MW42BOF-NT	□□	□□□	□□			□□	□□□	141.0#	2245	2323
	24 x 24 x 48-15/16"	AT48242MW42BOF-74P	□□	□□□	□□	□□□	□□□	□□	□□□	141.0#	2420	2498
			Ⓑ	Ⓒ	Ⓓ	Ⓔ	Ⓕ	Ⓖ	Ⓗ			

AS48

48" Unit with Locker

- One 9" wide front wardrobe left or right side
- One 15" deep side bookcase holds one 22-1/2" row of books/binders
- One drawer lock
- Two drawers - 15" wide by 12" high
- Beveled pull (S5/S6) shown

HOW TO ORDER

Indicate the following information on order form:
1. Quantity of each item.
2. Model number, including options. See "How To Build a Model Number".
3. Any special service required.

Note: • The □ indicates that a choice is required.
- The absence of the □ indicates that no choice is required.
- Alpha-numeric characters in place of □ indicate that no other alternatives are available.

HOW TO BUILD A MODEL NUMBER

Ⓐ Select basic model/edge style.

NT	- No optional top (steel)
74P	- 3/4" laminate top w/74P edge band

Ⓑ Select front/pull style.

S5	- Steel/satin chrome beveled pull
S6	- Steel/black beveled pull
S2	- Steel/aluminum metric
S3	- Steel/aluminum bow tie
S4	- Steel/nickel bow tie

Ⓒ Select base style.

4CW	- 4 black casters (2 locking)
PLNT	- Traditional Plinth Base

Ⓓ Select unit color.
Refer to the **Product Color Options** page in this price list.

Ⓔ Select surface finish.
Refer to the **Product Color Options** page in this price list.
Surface finish offerings are based on edge style selections.

Ⓕ Select edge color.
Refer to the **Product Color Options** page in this price list.
Edge color offerings are based on edge style selections.

Ⓖ Select lock option.

KS	- Key standard
NLC	- No lock core
KA	- Key alike

Ⓗ Select lock color.
Refer to the **Product Color Options** page in this price list.

FINISH INFORMATION

Additional Laminate Offering
Additional laminates beyond KI standard offering, are available with two weeks extended leadtime. To specify additional laminates, use these designators followed by the supplier's color/pattern code:

Formica - LF/supplier's color pattern code
Nevamar - LN/supplier's color pattern code
Wilsonart - LW/supplier's color pattern code

KI's standard laminate finish is the supplier's recommended finish for that color/pattern.
Note: Nonstandard laminates from these suppliers (example: textured laminates) require a Product Modification Request.
Contact customer service for details.

SPECIAL SERVICES

Special Carton Marking

With specially marked information	N/C

Shipping
Ships **assembled, FOB Pembroke, ON K8A 0E1, freight prepaid.** Freight class 100.

Specifications and prices are subject to change without prior notice.

All Terrain® Storage Towers
48" Double Module Towers

All Terrain® Storage Towers
48" Double Module Towers

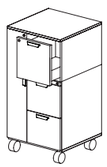

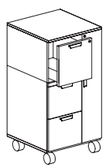

AS48

48" Unit with Locker

- One 9" wide front wardrobe left or right side
- One 15" wide binder drawer open front with lock
- One drawer lock
- Two drawers - 15" wide by 12" high
- Beveled pull (S5/S6) shown

		MODEL NUMBER												
	W x D x H	Basic Model/ Edge Style	Front Pull Style	Base	Unit Color	Surface Finish	Edge Color	Front Surface Finish	Lock Option	Lock Color	Approx. Packaged Weight	S5 & S6 Steel Front Beveled Pull	S2, S3 & S4 Steel Front Bow Tie or Metric Pull	L2, L3 & L4 Laminate Front Bow Tie or Metric Pull
			Ⓑ	Ⓒ	Ⓓ	Ⓔ	Ⓕ	Ⓖ	Ⓗ	Ⓘ				
	24 x 24 x 48-15/16"	AT48242MW42ASF-NT	□□	□□□	□□			□□□	□□	□□□	158.0#	$ 2441	$ 2548	$ 3024
	24 x 24 x 48-15/16"	AT48242MW42ASF-74P	□□	□□□	□□	□□□	□□□	□□□	□□	□□□	158.0#	2616	2721	3199
	24 x 24 x 48-15/16"	AT48242MW42BTF-NT	□□	□□□	□□			□□□	□□	□□□	158.0#	2441	2548	3024
	24 x 24 x 48-15/16"	AT48242MW42BTF-74P	□□	□□□	□□	□□□	□□□	□□□	□□	□□□	158.0#	2616	2721	3199

HOW TO ORDER

Indicate the following information on order form:
1. Quantity of each item.
2. Model number, including options. See "How To Build a Model Number".
3. Any special service required.

Note: • The □ indicates that a choice is required.
- The absence of the □ indicates that no choice is required.
- Alpha-numeric characters in place of □ indicate that no other alternatives are available.

HOW TO BUILD A MODEL NUMBER

Ⓐ Select basic model/edge style.

NT	- No optional top (steel)
74P	- 3/4" laminate top w/74P edge band

Ⓑ Select front/pull style.

S5	- Steel/satin chrome beveled pull
S6	- Steel/black beveled pull
S2	- Steel/aluminum metric
S3	- Steel/aluminum bow tie
S4	- Steel/nickel bow tie
L2	- Laminate/aluminum metric
L3	- Laminate/aluminum bow tie
L4	- Laminate/nickel bow tie

Ⓒ Select base style.

4CW	- 4 black casters (2 locking)
PLNT	- Traditional Plinth Base

Ⓓ Select unit color.
Refer to the **Product Color Options** page in this price list.

Ⓔ Select surface finish.
Refer to the **Product Color Options** page in this price list.
Surface finish offerings are based on edge style selections.

Ⓕ Select edge color.
Refer to the **Product Color Options** page in this price list.
Edge color offerings are based on edge style selections.

Ⓖ Select front surface finish.
Refer to the **Product Color Options** page in this price list.

Ⓗ Select lock option.

KS	- Key standard
NLC	- No lock core
KA	- Key alike

Ⓘ Select lock color.
Refer to the **Product Color Options** page in this price list.

FINISH INFORMATION

Additional Laminate Offering
Additional laminates beyond KI standard offering, are available with two weeks extended leadtime. To specify additional laminates, use these designators followed by the supplier's color/pattern code:

Formica - LF/supplier's color pattern code
Nevamar - LN/supplier's color pattern code
Wilsonart - LW/supplier's color pattern code

KI's standard laminate finish is the supplier's recommended finish for that color/pattern.
Note: Nonstandard laminates from these suppliers (example: textured laminates) require a Product Modification Request.
Contact customer service for details.

SPECIAL SERVICES

Special Carton Marking

With specially marked information	N/C

Shipping
Ships **assembled, FOB Pembroke, ON K8A 0E1, freight prepaid.** Freight class 100.

Specifications and prices are subject to change without prior notice.

All Terrain® Storage Towers
48" Double Module Towers

All Terrain® Storage Towers
48" Double Module Towers

	W x D x H	MODEL NUMBER Basic Model/ Edge Style	Front Pull Style	Base	Unit Color	Surface Finish	Edge Color	Lock Option	Lock Color	Approx. Packaged Weight	S5 & S6 Steel Front Beveled Pull	S2, S3 & S4 Steel Front Bow Tie or Metric Pull
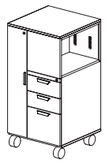	24 x 24 x 48-15/16"	AT48242MW42APG-NT	□□	□□□	□□			□□	□□□	147.0#	$ 2428	$ 2532
	24 x 24 x 48-15/16"	AT48242MW42APG-74P	□□	□□□	□□	□□□	□□□	□□	□□□	147.0#	2608	2710
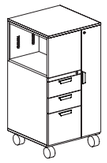	24 x 24 x 48-15/16"	AT48242MW42BOG-NT	□□	□□□	□□			□□	□□□	147.0#	2428	2532
	24 x 24 x 48-15/16"	AT48242MW42BOG-74P	□□	□□□	□□	□□□	□□□	□□	□□□	147.0#	2608	2710

AS48

48" Unit with Locker

- One 9" wide front wardrobe left or right side
- One 15" deep side bookcase holds one 22-1/2" row of books/binders
- One drawer lock
- Two drawers - 15" wide by 6" high
- One drawer - 15" wide by 12" high
- Beveled pull (S5/S6) shown

Ⓐ Ⓑ Ⓒ Ⓓ Ⓔ Ⓕ Ⓖ Ⓗ

HOW TO ORDER

Indicate the following information on order form:
1. Quantity of each item.
2. Model number, including options. See "How To Build a Model Number".
3. Any special service required.

Note: • The □ indicates that a choice is required.
- The absence of the □ indicates that no choice is required.
- Alpha-numeric characters in place of □ indicate that no other alternatives are available.

HOW TO BUILD A MODEL NUMBER

Ⓐ Select basic model/edge style.

NT	- No optional top (steel)
74P	- 3/4" laminate top w/74P edge band

Ⓑ Select front/pull style.

S5	- Steel/satin chrome beveled pull
S6	- Steel/black beveled pull
S2	- Steel/aluminum metric
S3	- Steel/aluminum bow tie
S4	- Steel/nickel bow tie

Ⓒ Select base style.

4CW	- 4 black casters (2 locking)
PLNT	- Traditional Plinth Base

Ⓓ Select unit color.
Refer to the **Product Color Options** page in this price list.

Ⓔ Select surface finish.
Refer to the **Product Color Options** page in this price list.
Surface finish offerings are based on edge style selections.

Ⓕ Select edge color.
Refer to the **Product Color Options** page in this price list.
Edge color offerings are based on edge style selections.

Ⓖ Select lock option.

KS	- Key standard
NLC	- No lock core
KA	- Key alike

Ⓗ Select lock color.
Refer to the **Product Color Options** page in this price list.

FINISH INFORMATION

Additional Laminate Offering
Additional laminates beyond KI standard offering, are available with two weeks extended leadtime.
To specify additional laminates, use these designators followed by the supplier's color/pattern code:

Formica - LF/supplier's color pattern code
Nevamar - LN/supplier's color pattern code
Wilsonart - LW/supplier's color pattern code

KI's standard laminate finish is the supplier's recommended finish for that color/pattern.
Note: Nonstandard laminates from these suppliers (example: textured laminates) require a Product Modification Request.
Contact customer service for details.

SPECIAL SERVICES

Special Carton Marking

With specially marked information	N/C

Shipping
Ships **assembled, FOB Pembroke, ON K8A 0E1, freight prepaid.** Freight class 100.

Specifications and prices are subject to change without prior notice.

All Terrain® Storage Towers
48" Double Module Towers

All Terrain® Storage Towers
48" Double Module Towers

	W x D x H	MODEL NUMBER Basic Model/ Edge Style	Front Pull Style	Base	Unit Color	Surface Finish	Edge Color	Front Surface Finish	Lock Option	Lock Color	Approx. Packaged Weight	S5 & S6 Steel Front Beveled Pull	S2, S3 & S4 Steel Front Bow Tie or Metric Pull	L2, L3 & L4 Laminate Front Bow Tie or Metric Pull
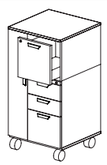	24 x 24 x 48-15/16"	AT48242MW42ASG-NT	□□	□□□	□□			□□□	□□	□□□	164.0#	$ 2628	$ 2761	$ 3337
	24 x 24 x 48-15/16"	AT48242MW42ASG-74P	□□	□□□	□□	□□□	□□□	□□□	□□	□□□	164.0#	2802	2931	3509
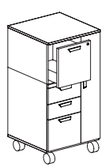	24 x 24 x 48-15/16"	AT48242MW42BTG-NT	□□	□□□	□□			□□□	□□	□□□	164.0#	2628	2761	3337
	24 x 24 x 48-15/16"	AT48242MW42BTG-74P	□□	□□□	□□	□□□	□□□	□□□	□□	□□□	164.0#	2802	2931	3509
		Ⓐ	Ⓑ	Ⓒ	Ⓓ	Ⓔ	Ⓕ	Ⓖ	Ⓗ	Ⓘ				

AS48

48" Unit with Locker

- One 9" wide front wardrobe left or right side
- One 15" wide binder drawer open front with lock
- One drawer lock
- Two drawers - 15" wide by 12" high
- Beveled pull (S5/S6) shown

HOW TO ORDER

Indicate the following information on order form:
1. Quantity of each item.
2. Model number, including options. See "How To Build a Model Number".
3. Any special service required.

Note: • The □ indicates that a choice is required.
- The absence of the □ indicates that no choice is required.
- Alpha-numeric characters in place of □ indicate that no other alternatives are available.

HOW TO BUILD A MODEL NUMBER

Ⓐ Select basic model/edge style.

NT	- No optional top (steel)
74P	- 3/4" laminate top w/74P edge band

Ⓑ Select front/pull style.

S5	- Steel/satin chrome beveled pull
S6	- Steel/black beveled pull
S2	- Steel/aluminum metric
S3	- Steel/aluminum bow tie
S4	- Steel/nickel bow tie
L2	- Laminate/aluminum metric
L3	- Laminate/aluminum bow tie
L4	- Laminate/nickel bow tie

Ⓒ Select base style.

4CW	- 4 black casters (2 locking)
PLNT	- Traditional Plinth Base

Ⓓ Select unit color.
Refer to the **Product Color Options** page in this price list.

Ⓔ Select surface finish.
Refer to the **Product Color Options** page in this price list.
Surface finish offerings are based on edge style selections.

Ⓕ Select edge color.
Refer to the **Product Color Options** page in this price list.
Edge color offerings are based on edge style selections.

Ⓖ Select front surface finish.
Refer to the **Product Color Options** page in this price list.

Ⓗ Select lock option.

KS	- Key standard
NLC	- No lock core
KA	- Key alike

Ⓘ Select lock color.
Refer to the **Product Color Options** page in this price list.

FINISH INFORMATION

Additional Laminate Offering
Additional laminates beyond KI standard offering, are available with two weeks extended leadtime. To specify additional laminates, use these designators followed by the supplier's color/pattern code:

Formica - LF/supplier's color pattern code
Nevamar - LN/supplier's color pattern code
Wilsonart - LW/supplier's color pattern code

KI's standard laminate finish is the supplier's recommended finish for that color/pattern.
Note: Nonstandard laminates from these suppliers (example: textured laminates) require a Product Modification Request.
Contact customer service for details.

SPECIAL SERVICES

Special Carton Marking

With specially marked information	N/C

Shipping
Ships **assembled, FOB Pembroke, ON K8A 0E1, freight prepaid.** Freight class 100.

Specifications and prices are subject to change without prior notice.

All Terrain® Storage Towers
54" Double Module Towers

All Terrain® Storage Towers
54" Double Module Towers

	MODEL	W x D x H	MODEL NUMBER: Basic Model/ Edge Style	Front Pull Style	Base	Unit Color	Surface Finish	Edge Color	Lock Option	Lock Color	Approx. Packaged Weight	S5 & S6 Steel Front Beveled Pull	S2, S3 & S4 Steel Front Bow Tie or Metric Pull
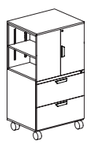	**54" Unit** • One 15" deep side bookcase holds one (22-1/2") row of books/binders • One 15" wide cupboard holds one (13-1/2") row of books/binders • One drawer lock • Two drawers - 30" wide by 12" high • Beveled pull (S5/S6) shown	30 x 24 x 55-1/16"	AT54302MAF-NT	□□	□□□	□□			□□	□□□	214.0#	$ 2901	$ 2981
		30 x 24 x 55-1/16"	AT54302MAF-74P	□□	□□□	□□	□□□	□□□	□□	□□□	214.0#	3078	3156
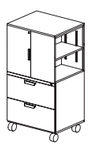		30 x 24 x 55-1/16"	AT54302MBF-NT	□□	□□□	□□			□□	□□□	214.0#	2901	2981
		30 x 24 x 55-1/16"	AT54302MBF-74P	□□	□□□	□□	□□□	□□□	□□	□□□	214.0#	3078	3156
AS54			Ⓐ	Ⓑ	Ⓒ	Ⓓ	Ⓔ	Ⓕ	Ⓖ	Ⓗ			

HOW TO ORDER

Indicate the following information on order form:
1. Quantity of each item.
2. Model number, including options. See "How To Build a Model Number".
3. Any special service required.

Note: • The □ indicates that a choice is required.
- The absence of the □ indicates that no choice is required.
- Alpha-numeric characters in place of □ indicate that no other alternatives are available.

HOW TO BUILD A MODEL NUMBER

Ⓐ Select basic model/edge style.

NT	- No optional top (steel)
74P	- 3/4" laminate top w/74P edge band

Ⓑ Select front/pull style.

S5	- Steel/satin chrome beveled pull
S6	- Steel/black beveled pull
S2	- Steel/aluminum metric
S3	- Steel/aluminum bow tie
S4	- Steel/nickel bow tie

Ⓒ Select base style.

4CW	- 4 black casters (2 locking)
PLNT	- Traditional Plinth Base

Ⓓ Select unit color.
Refer to the **Product Color Options** page in this price list.

Ⓔ Select surface finish.
Refer to the **Product Color Options** page in this price list.
Surface finish offerings are based on edge style selections.

Ⓕ Select edge color.
Refer to the **Product Color Options** page in this price list.
Edge color offerings are based on edge style selections.

Ⓖ Select lock option.

KS	- Key standard
NLC	- No lock core
KA	- Key alike

Ⓗ Select lock color.
Refer to the **Product Color Options** page in this price list.

FINISH INFORMATION

Additional Laminate Offering
Additional laminates beyond KI standard offering, are available with two weeks extended leadtime.
To specify additional laminates, use these designators followed by the supplier's color/pattern code:

Formica - LF/supplier's color pattern code
Nevamar - LN/supplier's color pattern code
Wilsonart - LW/supplier's color pattern code

KI's standard laminate finish is the supplier's recommended finish for that color/pattern.
Note: Nonstandard laminates from these suppliers (example: textured laminates) require a Product Modification Request.
Contact customer service for details.

SPECIAL SERVICES

Special Carton Marking

With specially marked information	N/C

Shipping
Ships **assembled, FOB Pembroke, ON K8A 0E1, freight prepaid.** Freight class 100.

Specifications and prices are subject to change without prior notice.

All Terrain® Storage Towers
54" Double Module Towers

All Terrain® Storage Towers
54" Double Module Towers

	W x D x H	MODEL NUMBER Basic Model/ Edge Style	Front Pull Style	Base	Unit Color	Surface Finish	Edge Color	Front Surface Finish	Lock Option	Lock Color	Approx. Packaged Weight	S5 & S6 Steel Front Beveled Pull	S2, S3 & S4 Steel Front Bow Tie or Metric Pull	L2, L3 & L4 Laminate Front Bow Tie or Metric Pull
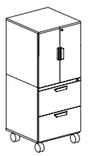	30 x 24 x 55-1/16"	AT54302MLF-NT	□□	□□□	□□			□□□	□□	□□□	200.0#	$ 2706	$ 2809	$ 3293
	30 x 24 x 55-1/16"	AT54302MLF-74P	□□	□□□	□□	□□□	□□□	□□□	□□	□□□	200.0#	2879	2983	3466
			Ⓑ	Ⓒ	Ⓓ	Ⓔ	Ⓕ	Ⓖ	Ⓗ	Ⓘ				

AS54

54" Unit

- One 30" wide cupboard holds one (22-1/2") row of books/binder
- One drawer lock
- Two drawers - 30" wide by 12" high
- Beveled pull (S5/S6) shown

HOW TO ORDER

Indicate the following information on order form:
1. Quantity of each item.
2. Model number, including options. See "How To Build a Model Number".
3. Any special service required.

Note: • The □ indicates that a choice is required.
• The absence of the □ indicates that no choice is required.
• Alpha-numeric characters in place of □ indicate that no other alternatives are available.

HOW TO BUILD A MODEL NUMBER

Ⓐ Select basic model/edge style.

NT	- No optional top (steel)
74P	- 3/4" laminate top w/74P edge band

Ⓑ Select front/pull style.

S5	- Steel/satin chrome beveled pull
S6	- Steel/black beveled pull
S2	- Steel/aluminum metric
S3	- Steel/aluminum bow tie
S4	- Steel/nickel bow tie
L2	- Laminate/aluminum metric
L3	- Laminate/aluminum bow tie
L4	- Laminate/nickel bow tie

Ⓒ Select base style.

4CW	- 4 black casters (2 locking)
PLNT	- Traditional Plinth Base

Ⓓ Select unit color.
Refer to the **Product Color Options** page in this price list.

Ⓔ Select surface finish.
Refer to the **Product Color Options** page in this price list.
Surface finish offerings are based on edge style selections.

Ⓕ Select edge color.
Refer to the **Product Color Options** page in this price list.
Edge color offerings are based on edge style selections.

Ⓖ Select front surface finish.
Refer to the **Product Color Options** page in this price list.

Ⓗ Select lock option.

KS	- Key standard
NLC	- No lock core
KA	- Key alike

Ⓘ Select lock color.
Refer to the **Product Color Options** page in this price list.

FINISH INFORMATION

Additional Laminate Offering

Additional laminates beyond KI standard offering, are available with two weeks extended leadtime. To specify additional laminates, use these designators followed by the supplier's color/pattern code:

Formica - LF/supplier's color pattern code
Nevamar - LN/supplier's color pattern code
Wilsonart - LW/supplier's color pattern code

KI's standard laminate finish is the supplier's recommended finish for that color/pattern.
Note: Nonstandard laminates from these suppliers (example: textured laminates) require a Product Modification Request.
Contact customer service for details.

SPECIAL SERVICES

Special Carton Marking

With specially marked information N/C

Shipping

Ships **assembled, FOB Pembroke, ON K8A 0E1, freight prepaid.** Freight class 100.

Specifications and prices are subject to change without prior notice.

All Terrain® Storage Towers
54" Double Module Towers

All Terrain® Storage Towers
54" Double Module Towers

	MODEL	W x D x H	MODEL NUMBER: Basic Model/ Edge Style	Front Pull Style	Base	Unit Color	Surface Finish	Edge Color	Lock Option	Lock Color	Approx. Packaged Weight	S5 & S6 Steel Front Beveled Pull	S2, S3 & S4 Steel Front Bow Tie or Metric Pull
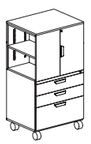	**54" Unit** • One 15" deep side bookcase holds one (22-1/2") row of books/binders • One 15" wide cupboard holds one (13-1/2") row of books/binders • One drawer lock • Two drawers - 30" wide by 6" high • One drawer - 30" wide by 12" high • Beveled pull (S5/S6) shown	30 x 24 x 55-1/16"	AT54302MAG-NT	□□	□□□	□□			□□	□□□	226.0#	$ 3224	$ 3331
		30 x 24 x 55-1/16"	AT54302MAG-74P	□□	□□□	□□	□□□	□□□	□□	□□□	226.0#	3402	3503
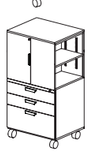		30 x 24 x 55-1/16"	AT54302MBG-NT	□□	□□□	□□			□□	□□□	226.0#	3224	3331
		30 x 24 x 55-1/16"	AT54302MBG-74P	□□	□□□	□□	□□□	□□□	□□	□□□	226.0#	3402	3503
AS54			Ⓐ	Ⓑ	Ⓒ	Ⓓ	Ⓔ	Ⓕ	Ⓖ	Ⓗ			

HOW TO ORDER

Indicate the following information on order form:
1. Quantity of each item.
2. Model number, including options. See "How To Build a Model Number".
3. Any special service required.

Note: • The □ indicates that a choice is required.
- The absence of the □ indicates that no choice is required.
- Alpha-numeric characters in place of □ indicate that no other alternatives are available.

HOW TO BUILD A MODEL NUMBER

Ⓐ Select basic model/edge style.

NT	- No optional top (steel)
74P	- 3/4" laminate top w/74P edge band

Ⓑ Select front/pull style.

S5	- Steel/satin chrome beveled pull
S6	- Steel/black beveled pull
S2	- Steel/aluminum metric
S3	- Steel/aluminum bow tie
S4	- Steel/nickel bow tie

Ⓒ Select base style.

4CW	- 4 black casters (2 locking)
PLNT	- Traditional Plinth Base

Ⓓ Select unit color.
Refer to the **Product Color Options** page in this price list.

Ⓔ Select surface finish.
Refer to the **Product Color Options** page in this price list.
Surface finish offerings are based on edge style selections.

Ⓕ Select edge color.
Refer to the **Product Color Options** page in this price list.
Edge color offerings are based on edge style selections.

Ⓖ Select lock option.

KS	- Key standard
NLC	- No lock core
KA	- Key alike

Ⓗ Select lock color.
Refer to the **Product Color Options** page in this price list.

FINISH INFORMATION

Additional Laminate Offering
Additional laminates beyond KI standard offering, are available with two weeks extended leadtime.
To specify additional laminates, use these designators followed by the supplier's color/pattern code:

Formica - LF/supplier's color pattern code
Nevamar - LN/supplier's color pattern code
Wilsonart - LW/supplier's color pattern code

KI's standard laminate finish is the supplier's recommended finish for that color/pattern.
Note: Nonstandard laminates from these suppliers (example: textured laminates) require a Product Modification Request.
Contact customer service for details.

SPECIAL SERVICES

Special Carton Marking

With specially marked information	N/C

Shipping
Ships **assembled, FOB Pembroke, ON K8A 0E1, freight prepaid.** Freight class 100.

Specifications and prices are subject to change without prior notice.

All Terrain® Storage Towers
54" Double Module Towers

All Terrain® Storage Towers
54" Double Module Towers

	W x D x H	MODEL NUMBER Basic Model/ Edge Style	Front Pull Style	Base	Unit Color	Surface Finish	Edge Color	Front Surface Finish	Lock Option	Lock Color	Approx. Packaged Weight	S5 & S6 Steel Front Beveled Pull	S2, S3 & S4 Steel Front Bow Tie or Metric Pull	L2, L3 & L4 Laminate Front Bow Tie or Metric Pull
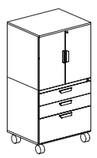	30 x 24 x 55-1/16"	AT54302MLG-NT	□□	□□□	□□			□□□	□□	□□□	212.0#	$ 2921	$ 3053	$ 3580
	30 x 24 x 55-1/16"	AT54302MLG-74P	□□	□□□	□□	□□□	□□□	□□□	□□	□□□	212.0#	3097	3227	3755
		Ⓐ	Ⓑ	Ⓒ	Ⓓ	Ⓔ	Ⓕ	Ⓖ	Ⓗ	Ⓘ				

AS54

54" Unit

- One 30" wide cupboard holds one (22-1/2") row of books/binder
- One drawer lock
- Two drawers - 30" wide by 6" high
- One drawer - 30" wide by 12" high
- Beveled pull (S5/S6) shown

HOW TO ORDER

Indicate the following information on order form:
1. Quantity of each item.
2. Model number, including options. See "How To Build a Model Number".
3. Any special service required.

Note: • The □ indicates that a choice is required.
• The absence of the □ indicates that no choice is required.
• Alpha-numeric characters in place of □ indicate that no other alternatives are available.

HOW TO BUILD A MODEL NUMBER

Ⓐ Select basic model/edge style.

NT	- No optional top (steel)
74P	- 3/4" laminate top w/74P edge band

Ⓑ Select front/pull style.

S5	- Steel/satin chrome beveled pull
S6	- Steel/black beveled pull
S2	- Steel/aluminum metric
S3	- Steel/aluminum bow tie
S4	- Steel/nickel bow tie
L2	- Laminate/aluminum metric
L3	- Laminate/aluminum bow tie
L4	- Laminate/nickel bow tie

Ⓒ Select base style.

4CW	- 4 black casters (2 locking)
PLNT	- Traditional Plinth Base

Ⓓ Select unit color.
Refer to the **Product Color Options** page in this price list.

Ⓔ Select surface finish.
Refer to the **Product Color Options** page in this price list.
Surface finish offerings are based on edge style selections.

Ⓕ Select edge color.
Refer to the **Product Color Options** page in this price list.
Edge color offerings are based on edge style selections.

Ⓖ Select front surface finish.
Refer to the **Product Color Options** page in this price list.

Ⓗ Select lock option.

KS	- Key standard
NLC	- No lock core
KA	- Key alike

Ⓘ Select lock color.
Refer to the **Product Color Options** page in this price list.

FINISH INFORMATION

Additional Laminate Offering
Additional laminates beyond KI standard offering, are available with two weeks extended leadtime.
To specify additional laminates, use these designators followed by the supplier's color/pattern code:

Formica - LF/supplier's color pattern code
Nevamar - LN/supplier's color pattern code
Wilsonart - LW/supplier's color pattern code

KI's standard laminate finish is the supplier's recommended finish for that color/pattern.
Note: Nonstandard laminates from these suppliers (example: textured laminates) require a Product Modification Request.
Contact customer service for details.

SPECIAL SERVICES

Special Carton Marking

With specially marked information	N/C

Shipping
Ships **assembled, FOB Pembroke, ON K8A 0E1, freight prepaid.** Freight class 100.

Specifications and prices are subject to change without prior notice.

All Terrain® Storage Towers
54" Double Module Towers

All Terrain® Storage Towers
54" Double Module Towers

	W x D x H	MODEL NUMBER Basic Model/ Edge Style	Front Pull Style	Base	Unit Color	Surface Finish	Edge Color	Front Surface Finish	Lock Option	Lock Color	Approx. Packaged Weight	S5 & S6 Steel Front Beveled Pull	S2, S3 & S4 Steel Front Bow Tie or Metric Pull	L2, L3 & L4 Laminate Front Bow Tie or Metric Pull
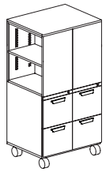 AS54 **54" Unit** • Two 15" deep side bookcases each hold one (22-1/2") row of books/ binders (45" total) • Two drawer locks • Four drawers -15" wide by 6" high • Beveled pull (S5/S6) shown	30 x 24 x 55-1/16"	AT54302MI2F-NT	□□	□□□	□□				□□	□□□	224.0#	$ 3149	$ 3256	N/A
	30 x 24 x 55-1/16"	AT54302MI2F-74P	□□	□□□	□□	□□□	□□□		□□	□□□	224.0#	3327	3432	N/A
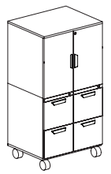 AS54 **54" Unit** • One 30" wide cupboard holds one (22-1/2") row of books/binders • Twp drawer locks • Four drawers - 15" wide by 12" high • Beveled pull (S5/S6) shown	30 x 24 x 55-1/16"	AT54302ML2F-NT	□□	□□□	□□			□□□	□□	□□□	218.0#	$ 3053	$ 3210	$ 3779
	30 x 24 x 55-1/16"	AT54302ML2F-74P	□□	□□□	□□	□□□	□□□	□□□	□□	□□□	218.0#	3227	3388	3953
			Ⓐ	Ⓑ	Ⓒ	Ⓓ	Ⓔ	Ⓕ	Ⓖ	Ⓗ	Ⓘ			

HOW TO ORDER

Indicate the following information on order form:
1. Quantity of each item.
2. Model number, including options. See "How To Build a Model Number".
3. Any special service required.

Note: • The □ indicates that a choice is required.
- The absence of the □ indicates that no choice is required.
- Alpha-numeric characters in place of □ indicate that no other alternatives are available.

HOW TO BUILD A MODEL NUMBER

Ⓐ Select basic model/edge style.

NT	- No optional top (steel)
74P	- 3/4" laminate top w/74P edge band

Ⓑ Select front/pull style.

S5	- Steel/satin chrome beveled pull
S6	- Steel/black beveled pull
S2	- Steel/aluminum metric
S3	- Steel/aluminum bow tie
S4	- Steel/nickel bow tie
L2	- Laminate/aluminum metric
L3	- Laminate/aluminum bow tie
L4	- Laminate/nickel bow tie

Ⓒ Select base style.

4CW	- 4 black casters (2 locking)
PLNT	- Traditional Plinth Base

Ⓓ Select unit color.
Refer to the **Product Color Options** page in this price list.

Ⓔ Select surface finish.
Refer to the **Product Color Options** page in this price list.
Surface finish offerings are based on edge style selections.

Ⓕ Select edge color.
Refer to the **Product Color Options** page in this price list.
Edge color offerings are based on edge style selections.

Ⓖ Select front surface finish.
Refer to the **Product Color Options** page in this price list.

Ⓗ Select lock option.

KS	- Key standard
NLC	- No lock core
KA	- Key alike

Ⓘ Select lock color.
Refer to the **Product Color Options** page in this price list.

FINISH INFORMATION

Additional Laminate Offering
Additional laminates beyond KI standard offering, are available with two weeks extended leadtime.
To specify additional laminates, use these designators followed by the supplier's color/pattern code:

Formica - LF/supplier's color pattern code
Nevamar - LN/supplier's color pattern code
Wilsonart - LW/supplier's color pattern code

KI's standard laminate finish is the supplier's recommended finish for that color/pattern.
Note: Nonstandard laminates from these suppliers (example: textured laminates) require a Product Modification Request.
Contact customer service for details.

SPECIAL SERVICES

Special Carton Marking

With specially marked information	N/C

Shipping
Ships **assembled, FOB Pembroke, ON K8A 0E1, freight prepaid.** Freight class 100.

Specifications and prices are subject to change without prior notice.

All Terrain® Storage Towers
54" Double Module Towers

All Terrain® Storage Towers
54" Double Module Towers

	W x D x H	MODEL NUMBER Basic Model/ Edge Style	Front Pull Style	Base	Unit Color	Surface Finish	Edge Color	Front Surface Finish	Lock Option	Lock Color	Approx. Packaged Weight	S5 & S6 Steel Front Beveled Pull	S2, S3 & S4 Steel Front Bow Tie or Metric Pull	L2, L3 & L4 Laminate Front Bow Tie or Metric Pull
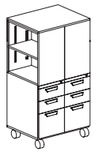 AS54 **54" Unit** • Two 15" deep side bookcases each hold one (22-1/2") row of books/ binders (45" total) • Two drawer locks • Four drawers -15" wide by 6" high • Two drawers - 15" wide by 12" high • Beveled pull (S5/S6) shown	30 x 24 x 55-1/16"	AT54302MI2G-NT	□□	□□□	□□				□□	□□□	237.0#	$ 3511	$ 3669	N/A
	30 x 24 x 55-1/16"	AT54302MI2G-74P	□□	□□□	□□	□□□	□□□		□□	□□□	237.0#	3687	3844	N/A
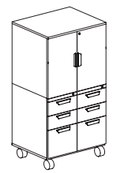 AS54 **54" Unit** • One 30" wide cupboard holds one (22-1/2") row of books/binders • Twp drawer locks • Four drawers - 15" wide by 6" high • Two drawers - 15" wide by 12" high • Beveled pull (S5/S6) shown	30 x 24 x 55-1/16"	AT54302ML2G-NT	□□	□□□	□□			□□□	□□	□□□	231.0#	$ 3416	$ 3624	$ 4398
	30 x 24 x 55-1/16"	AT54302ML2G-74P	□□	□□□	□□	□□□	□□□	□□□	□□	□□□	231.0#	3590	3795	4574
			Ⓐ	Ⓑ	Ⓒ	Ⓓ	Ⓔ	Ⓕ	Ⓖ	Ⓗ	Ⓘ			

HOW TO ORDER

Indicate the following information on order form:
1. Quantity of each item.
2. Model number, including options. See "How To Build a Model Number".
3. Any special service required.

Note: • The □ indicates that a choice is required.
• The absence of the □ indicates that no choice is required.
• Alpha-numeric characters in place of □ indicate that no other alternatives are available.

HOW TO BUILD A MODEL NUMBER

Ⓐ Select basic model/edge style.

NT	- No optional top (steel)
74P	- 3/4" laminate top w/74P edge band

Ⓑ Select front/pull style.

S5	- Steel/satin chrome beveled pull
S6	- Steel/black beveled pull
S2	- Steel/aluminum metric
S3	- Steel/aluminum bow tie
S4	- Steel/nickel bow tie
L2	- Laminate/aluminum metric
L3	- Laminate/aluminum bow tie
L4	- Laminate/nickel bow tie

Ⓒ Select base style.

4CW	- 4 black casters (2 locking)
PLNT	- Traditional Plinth Base

Ⓓ Select unit color.
Refer to the **Product Color Options** page in this price list.

Ⓔ Select surface finish.
Refer to the **Product Color Options** page in this price list.
Surface finish offerings are based on edge style selections.

Ⓕ Select edge color.
Refer to the **Product Color Options** page in this price list.
Edge color offerings are based on edge style selections.

Ⓖ Select front surface finish.
Refer to the **Product Color Options** page in this price list.

Ⓗ Select lock option.

KS	- Key standard
NLC	- No lock core
KA	- Key alike

Ⓘ Select lock color.
Refer to the **Product Color Options** page in this price list.

FINISH INFORMATION

Additional Laminate Offering
Additional laminates beyond KI standard offering, are available with two weeks extended leadtime. To specify additional laminates, use these designators followed by the supplier's color/pattern code:

Formica - LF/supplier's color pattern code
Nevamar - LN/supplier's color pattern code
Wilsonart - LW/supplier's color pattern code

KI's standard laminate finish is the supplier's recommended finish for that color/pattern.
Note: Nonstandard laminates from these suppliers (example: textured laminates) require a Product Modification Request.
Contact customer service for details.

SPECIAL SERVICES

Special Carton Marking

With specially marked information	N/C

Shipping
Ships **assembled, FOB Pembroke, ON K8A 0E1, freight prepaid.** Freight class 100.

Specifications and prices are subject to change without prior notice.

All Terrain® Storage Towers
54" Double Module Towers

All Terrain® Storage Towers
54" Double Module Towers

	MODEL	W x D x H	MODEL NUMBER: Basic Model/ Edge Style	Front Pull Style	Base	Unit Color	Surface Finish	Edge Color	Lock Option	Lock Color	Approx. Packaged Weight	S5 & S6 Steel Front Beveled Pull	S2, S3 & S4 Steel Front Bow Tie or Metric Pull
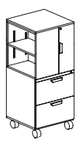	**54" Unit** • One 15" deep side bookcase holds one (22-1/2") row of books/binders • One 9" wide cupboard holds one (7-1/2") row of books/binders • One drawer lock • Two drawers - 24" wide by 12" high • Beveled pull (S5/S6) shown	24 x 24 x 55-1/16"	AT54242MAF-NT	□□	□□□	□□			□□	□□□	190.0#	$ 2852	$ 2930
		24 x 24 x 55-1/16"	AT54242MAF-74P	□□	□□□	□□	□□□	□□□	□□	□□□	190.0#	3025	3104
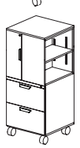		24 x 24 x 55-1/16"	AT54242MBF-NT	□□	□□□	□□			□□	□□□	190.0#	2852	2930
		24 x 24 x 55-1/16"	AT54242MBF-74P	□□	□□□	□□	□□□	□□□	□□	□□□	190.0#	3025	3104
AS54			Ⓐ	Ⓑ	Ⓒ	Ⓓ	Ⓔ	Ⓕ	Ⓖ	Ⓗ			

HOW TO ORDER

Indicate the following information on order form:
1. Quantity of each item.
2. Model number, including options. See "How To Build a Model Number".
3. Any special service required.

Note: • The □ indicates that a choice is required.
• The absence of the □ indicates that no choice is required.
• Alpha-numeric characters in place of □ indicate that no other alternatives are available.

HOW TO BUILD A MODEL NUMBER

Ⓐ Select basic model/edge style.

NT	- No optional top (steel)
74P	- 3/4" laminate top w/74P edge band

Ⓑ Select front/pull style.

S5	- Steel/satin chrome beveled pull
S6	- Steel/black beveled pull
S2	- Steel/aluminum metric
S3	- Steel/aluminum bow tie
S4	- Steel/nickel bow tie

Ⓒ Select base style.

4CW	- 4 black casters (2 locking)
PLNT	- Traditional Plinth Base

Ⓓ Select unit color.
Refer to the **Product Color Options** page in this price list.

Ⓔ Select surface finish.
Refer to the **Product Color Options** page in this price list.
Surface finish offerings are based on edge style selections.

Ⓕ Select edge color.
Refer to the **Product Color Options** page in this price list.
Edge color offerings are based on edge style selections.

Ⓖ Select lock option.

KS	- Key standard
NLC	- No lock core
KA	- Key alike

Ⓗ Select lock color.
Refer to the **Product Color Options** page in this price list.

FINISH INFORMATION

Additional Laminate Offering
Additional laminates beyond KI standard offering, are available with two weeks extended leadtime.
To specify additional laminates, use these designators followed by the supplier's color/pattern code:

Formica - LF/supplier's color pattern code
Nevamar - LN/supplier's color pattern code
Wilsonart - LW/supplier's color pattern code

KI's standard laminate finish is the supplier's recommended finish for that color/pattern.
Note: Nonstandard laminates from these suppliers (example: textured laminates) require a Product Modification Request.
Contact customer service for details.

SPECIAL SERVICES

Special Carton Marking

With specially marked information	N/C

Shipping
Ships **assembled, FOB Pembroke, ON K8A 0E1, freight prepaid.** Freight class 100.

Specifications and prices are subject to change without prior notice.

All Terrain® Storage Towers
54" Double Module Towers

All Terrain® Storage Towers
54" Double Module Towers

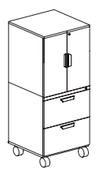

AS54

54" Unit

- One 24" wide cupboard holds one (22-1/2") row of books/binders
- One drawer lock
- Two drawers - 24" wide by 12" high
- Beveled pull (S5/S6) shown

		MODEL NUMBER												
	W x D x H	Basic Model/ Edge Style	Front Pull Style	Base	Unit Color	Surface Finish	Edge Color	Front Surface Finish	Lock Option	Lock Color	Approx. Packaged Weight	S5 & S6 Steel Front Beveled Pull	S2, S3 & S4 Steel Front Bow Tie or Metric Pull	L2, L3 & L4 Laminate Front Bow Tie or Metric Pull
	24 x 24 x 55-1/16"	AT54242MLF-NT	□□	□□□	□□			□□□	□□	□□□	176.0#	$ 2591	$ 2697	$ 3108
	24 x 24 x 55-1/16"	AT54242MLF-74P	□□	□□□	□□	□□□	□□□	□□□	□□	□□□	176.0#	2766	2866	3287
		Ⓐ	Ⓑ	Ⓒ	Ⓓ	Ⓔ	Ⓕ	Ⓖ	Ⓗ	Ⓘ				

HOW TO ORDER

Indicate the following information on order form:
1. Quantity of each item.
2. Model number, including options. See "How To Build a Model Number".
3. Any special service required.

Note: • The □ indicates that a choice is required.
- The absence of the □ indicates that no choice is required.
- Alpha-numeric characters in place of □ indicate that no other alternatives are available.

HOW TO BUILD A MODEL NUMBER

Ⓐ Select basic model/edge style.

NT	- No optional top (steel)
74P	- 3/4" laminate top w/74P edge band

Ⓑ Select front/pull style.

S5	- Steel/satin chrome beveled pull
S6	- Steel/black beveled pull
S2	- Steel/aluminum metric
S3	- Steel/aluminum bow tie
S4	- Steel/nickel bow tie
L2	- Laminate/aluminum metric
L3	- Laminate/aluminum bow tie
L4	- Laminate/nickel bow tie

Ⓒ Select base style.

4CW	- 4 black casters (2 locking)
PLNT	- Traditional Plinth Base

Ⓓ Select unit color.
Refer to the **Product Color Options** page in this price list.

Ⓔ Select surface finish.
Refer to the **Product Color Options** page in this price list.
Surface finish offerings are based on edge style selections.

Ⓕ Select edge color.
Refer to the **Product Color Options** page in this price list.
Edge color offerings are based on edge style selections.

Ⓖ Select front surface finish.
Refer to the **Product Color Options** page in this price list.

Ⓗ Select lock option.

KS	- Key standard
NLC	- No lock core
KA	- Key alike

Ⓘ Select lock color.
Refer to the **Product Color Options** page in this price list.

FINISH INFORMATION

Additional Laminate Offering
Additional laminates beyond KI standard offering, are available with two weeks extended leadtime. To specify additional laminates, use these designators followed by the supplier's color/pattern code:

Formica - LF/supplier's color pattern code
Nevamar - LN/supplier's color pattern code
Wilsonart - LW/supplier's color pattern code

KI's standard laminate finish is the supplier's recommended finish for that color/pattern.
Note: Nonstandard laminates from these suppliers (example: textured laminates) require a Product Modification Request.
Contact customer service for details.

SPECIAL SERVICES

Special Carton Marking

With specially marked information	N/C

Shipping
Ships **assembled, FOB Pembroke, ON K8A 0E1, freight prepaid.** Freight class 100.

Specifications and prices are subject to change without prior notice.

All Terrain® Storage Towers
54" Double Module Towers

All Terrain® Storage Towers
54" Double Module Towers

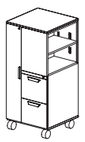

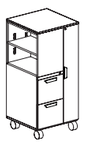

AS54

54" Unit with Locker

- One 9" wide front wardrobe left or right
- One 15" deep side bookcase holds one (22-1/2") row of books/binders
- One drawer lock
- Two drawers - 15" wide by 12" high
- Beveled pull (S5/S6) shown

		MODEL NUMBER									
	W x D x H	Basic Model/ Edge Style	Front Pull Style	Base	Unit Color	Surface Finish	Edge Color	Lock Option	Lock Color	Approx. Packaged Weight	S5 & S6 Steel Front Beveled Pull	S2, S3 & S4 Steel Front Bow Tie or Metric Pull
		Ⓐ	Ⓑ	Ⓒ	Ⓓ	Ⓔ	Ⓕ	Ⓖ	Ⓗ			
	24 x 24 x 55-1/16"	AT54242MW49APF-NT	□□	□□□	□□			□□	□□□	165.0#	$ 2440	$ 2520
	24 x 24 x 55-1/16"	AT54242MW49APF-74P	□□	□□□	□□	□□□	□□□	□□	□□□	165.0#	2615	2695
	24 x 24 x 55-1/16"	AT54242MW49BOF-NT	□□	□□□	□□			□□	□□□	165.0#	2440	2520
	24 x 24 x 55-1/16"	AT54242MW49BOF-74P	□□	□□□	□□	□□□	□□□	□□	□□□	165.0#	2615	2695

HOW TO ORDER

Indicate the following information on order form:
1. Quantity of each item.
2. Model number, including options. See "How To Build a Model Number".
3. Any special service required.

Note: • The □ indicates that a choice is required.
- The absence of the □ indicates that no choice is required.
- Alpha-numeric characters in place of □ indicate that no other alternatives are available.

HOW TO BUILD A MODEL NUMBER

Ⓐ Select basic model/edge style.

NT	- No optional top (steel)
74P	- 3/4" laminate top w/74P edge band

Ⓑ Select front/pull style.

S5	- Steel/satin chrome beveled pull
S6	- Steel/black beveled pull
S2	- Steel/aluminum metric
S3	- Steel/aluminum bow tie
S4	- Steel/nickel bow tie

Ⓒ Select base style.

4CW	- 4 black casters (2 locking)
PLNT	- Traditional Plinth Base

Ⓓ Select unit color.
Refer to the **Product Color Options** page in this price list.

Ⓔ Select surface finish.
Refer to the **Product Color Options** page in this price list.
Surface finish offerings are based on edge style selections.

Ⓕ Select edge color.
Refer to the **Product Color Options** page in this price list.
Edge color offerings are based on edge style selections.

Ⓖ Select lock option.

KS	- Key standard
NLC	- No lock core
KA	- Key alike

Ⓗ Select lock color.
Refer to the **Product Color Options** page in this price list.

FINISH INFORMATION

Additional Laminate Offering

Additional laminates beyond KI standard offering, are available with two weeks extended leadtime. To specify additional laminates, use these designators followed by the supplier's color/pattern code:

Formica - LF/supplier's color pattern code
Nevamar - LN/supplier's color pattern code
Wilsonart - LW/supplier's color pattern code

KI's standard laminate finish is the supplier's recommended finish for that color/pattern.
Note: Nonstandard laminates from these suppliers (example: textured laminates) require a Product Modification Request.
Contact customer service for details.

SPECIAL SERVICES

Special Carton Marking

With specially marked information	N/C

Shipping

Ships **assembled, FOB Pembroke, ON K8A 0E1, freight prepaid.** Freight class 100.

Specifications and prices are subject to change without prior notice.

All Terrain® Storage Towers
54" Double Module Towers

All Terrain® Storage Towers
54" Double Module Towers

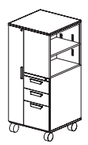

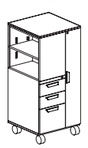

AS54

54" Unit with Locker

- One 9" wide front wardrobe left or right
- One 15" deep side bookcase holds one (22-1/2") row of books/binders
- One drawer lock
- Two drawers - 15" wide by 6" high
- One drawer - 15" wide by 12" high
- Beveled pull (S5/S6) shown

		MODEL NUMBER									
	W x D x H	Basic Model/ Edge Style	Front Pull Style	Base	Unit Color	Surface Finish	Edge Color	Lock Option	Lock Color	Approx. Packaged Weight	S5 & S6 Steel Front Beveled Pull	S2, S3 & S4 Steel Front Bow Tie or Metric Pull
		Ⓐ	Ⓑ	Ⓒ	Ⓓ	Ⓔ	Ⓕ	Ⓖ	Ⓗ			
	24 x 24 x 55-1/16"	AT54242MW49APG-NT	□□	□□□	□□			□□	□□□	171.0#	$ 2568	$ 2675
	24 x 24 x 55-1/16"	AT54242MW49APG-74P	□□	□□□	□□	□□□	□□□	□□	□□□	171.0#	2743	2851
	24 x 24 x 55-1/16"	AT54242MW49BOG-NT	□□	□□□	□□			□□	□□□	171.0#	2568	2675
	24 x 24 x 55-1/16"	AT54242MW49BOG-74P	□□	□□□	□□	□□□	□□□	□□	□□□	171.0#	2743	2851

HOW TO ORDER

Indicate the following information on order form:
1. Quantity of each item.
2. Model number, including options. See "How To Build a Model Number".
3. Any special service required.

Note: • The □ indicates that a choice is required.
- The absence of the □ indicates that no choice is required.
- Alpha-numeric characters in place of □ indicate that no other alternatives are available.

HOW TO BUILD A MODEL NUMBER

Ⓐ Select basic model/edge style.

NT	- No optional top (steel)
74P	- 3/4" laminate top w/74P edge band

Ⓑ Select front/pull style.

S5	- Steel/satin chrome beveled pull
S6	- Steel/black beveled pull
S2	- Steel/aluminum metric
S3	- Steel/aluminum bow tie
S4	- Steel/nickel bow tie

Ⓒ Select base style.

4CW	- 4 black casters (2 locking)
PLNT	- Traditional Plinth Base

Ⓓ Select unit color.
Refer to the **Product Color Options** page in this price list.

Ⓔ Select surface finish.
Refer to the **Product Color Options** page in this price list.
Surface finish offerings are based on edge style selections.

Ⓕ Select edge color.
Refer to the **Product Color Options** page in this price list.
Edge color offerings are based on edge style selections.

Ⓖ Select lock option.

KS	- Key standard
NLC	- No lock core
KA	- Key alike

Ⓗ Select lock color.
Refer to the **Product Color Options** page in this price list.

FINISH INFORMATION

Additional Laminate Offering
Additional laminates beyond KI standard offering, are available with two weeks extended leadtime.
To specify additional laminates, use these designators followed by the supplier's color/pattern code:

Formica - LF/supplier's color pattern code
Nevamar - LN/supplier's color pattern code
Wilsonart - LW/supplier's color pattern code

KI's standard laminate finish is the supplier's recommended finish for that color/pattern.
Note: Nonstandard laminates from these suppliers (example: textured laminates) require a Product Modification Request.
Contact customer service for details.

SPECIAL SERVICES

Special Carton Marking

With specially marked information	N/C

Shipping
Ships **assembled, FOB Pembroke, ON K8A 0E1, freight prepaid.** Freight class 100.

Specifications and prices are subject to change without prior notice.

All Terrain® Storage Towers
54" Double Module Towers

All Terrain® Storage Towers
54" Double Module Towers

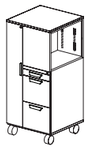

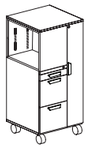

AS54

54" Unit with Locker

- One 9" wide front wardrobe left or right
- One 15" deep side bookcase holds one (22-1/2") row of books/binders
- One drawer lock
- One drawer - 15" wide by 3" high
- Two drawers - 15" wide by 12" high
- Bookcase contains notching to accept shelves--sold separately
- Beveled pull (S5/S6) shown

		MODEL NUMBER										
	W x D x H	Basic Model/ Edge Style	Front Pull Style	Base	Unit Color	Surface Finish	Edge Color	Lock Option	Lock Color	Approx. Packaged Weight	S5 & S6 Steel Front Beveled Pull	S2, S3 & S4 Steel Front Bow Tie or Metric Pull
			Ⓑ	Ⓒ	Ⓓ	Ⓔ	Ⓕ	Ⓖ	Ⓗ			
	24 x 24 x 55-1/16"	AT54242MW49API-NT	□□	□□□	□□			□□	□□□	171.0#	$ 2608	$ 2710
	24 x 24 x 55-1/16"	AT54242MW49API-74P	□□	□□□	□□	□□□	□□□	□□	□□□	171.0#	2778	2886
	24 x 24 x 55-1/16"	AT54242MW49BOI-NT	□□	□□□	□□			□□	□□□	171.0#	2608	2710
	24 x 24 x 55-1/16"	AT54242MW49BOI-74P	□□	□□□	□□	□□□	□□□	□□	□□□	171.0#	2778	2886

Ⓐ

HOW TO ORDER

Indicate the following information on order form:
1. Quantity of each item.
2. Model number, including options. See "How To Build a Model Number".
3. Any special service required.

Note: • The □ indicates that a choice is required.
- The absence of the □ indicates that no choice is required.
- Alpha-numeric characters in place of □ indicate that no other alternatives are available.

HOW TO BUILD A MODEL NUMBER

Ⓐ Select basic model/edge style.

NT	- No optional top (steel)
74P	- 3/4" laminate top w/74P edge band

Ⓑ Select front/pull style.

S5	- Steel/satin chrome beveled pull
S6	- Steel/black beveled pull
S2	- Steel/aluminum metric
S3	- Steel/aluminum bow tie
S4	- Steel/nickel bow tie

Ⓒ Select base style.

4CW	- 4 black casters (2 locking)
PLNT	- Traditional Plinth Base

Ⓓ Select unit color.
Refer to the **Product Color Options** page in this price list.

Ⓔ Select surface finish.
Refer to the **Product Color Options** page in this price list.
Surface finish offerings are based on edge style selections.

Ⓕ Select edge color.
Refer to the **Product Color Options** page in this price list.
Edge color offerings are based on edge style selections.

Ⓖ Select lock option.

KS	- Key standard
NLC	- No lock core
KA	- Key alike

Ⓗ Select lock color.
Refer to the **Product Color Options** page in this price list.

FINISH INFORMATION

Additional Laminate Offering

Additional laminates beyond KI standard offering, are available with two weeks extended leadtime. To specify additional laminates, use these designators followed by the supplier's color/pattern code:

Formica - LF/supplier's color pattern code
Nevamar - LN/supplier's color pattern code
Wilsonart - LW/supplier's color pattern code

KI's standard laminate finish is the supplier's recommended finish for that color/pattern.
Note: Nonstandard laminates from these suppliers (example: textured laminates) require a Product Modification Request.
Contact customer service for details.

SPECIAL SERVICES

Special Carton Marking

With specially marked information	N/C

Shipping

Ships **assembled, FOB Pembroke, ON K8A 0E1, freight prepaid.** Freight class 100.

Specifications and prices are subject to change without prior notice.

All Terrain® Storage Towers
66" Double Module Towers

All Terrain® Storage Towers
66" Double Module Towers

	W x D x H	MODEL NUMBER Basic Model/ Edge Style	Front Pull Style	Base	Unit Color	Surface Finish	Edge Color	Front Surface Finish	Lock Option	Lock Color	Approx. Packaged Weight	S5 & S6 Steel Front Beveled Pull	S2, S3 & S4 Steel Front Bow Tie or Metric Pull	L2, L3 & L4 Laminate Front Bow Tie or Metric Pull
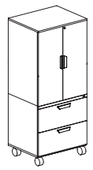 AS66 **66" Unit** • One 30" wide cupboard with two shelves holds two (45") rows of books/binders • One drawer lock • Two drawers - 30" wide by 12" high • Beveled pull (S5/S6) shown	30 x 24 x 67-5/16"	AT66302MLF-NT	□□	□□□	□□			□□□	□□	□□□	222.0#	$ 2957	$ 3062	$ 3739
	30 x 24 x 67-5/16"	AT66302MLF-74P	□□	□□□	□□	□□□	□□□	□□□	□□	□□□	222.0#	3136	3239	3911
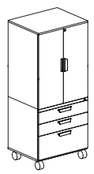 AS66 **66" Unit** • One 30" wide cupboard with two shelves holds two (45") rows of books/binders • One drawer lock • Two drawers - 30" wide by 6" high • One drawer - 30" wide by 12" high • Beveled pull (S5/S6) shown	30 x 24 x 67-5/16"	AT66302MLG-NT	□□	□□□	□□			□□□	□□	□□□	235.0#	$ 3176	$ 3308	$ 4026
	30 x 24 x 67-5/16"	AT66302MLG-74P	□□	□□□	□□	□□□	□□□	□□□	□□	□□□	235.0#	3350	3486	4204

Ⓐ Ⓑ Ⓒ Ⓓ Ⓔ Ⓕ Ⓖ Ⓗ Ⓘ

HOW TO ORDER

Indicate the following information on order form:
1. Quantity of each item.
2. Model number, including options. See "How To Build a Model Number".
3. Any special service required.

Note: • The □ indicates that a choice is required.
• The absence of the □ indicates that no choice is required.
• Alpha-numeric characters in place of □ indicate that no other alternatives are available.

HOW TO BUILD A MODEL NUMBER

Ⓐ Select basic model/edge style.

NT	- No optional top (steel)
74P	- 3/4" laminate top w/74P edge band

Ⓑ Select front/pull style.

S5	- Steel/satin chrome beveled pull
S6	- Steel/black beveled pull
S2	- Steel/aluminum metric
S3	- Steel/aluminum bow tie
S4	- Steel/nickel bow tie
L2	- Laminate/aluminum metric
L3	- Laminate/aluminum bow tie
L4	- Laminate/nickel bow tie

Ⓒ Select base style.

4CW	- 4 black casters (2 locking)
PLNT	- Traditional Plinth Base

Ⓓ Select unit color.
Refer to the **Product Color Options** page in this price list.

Ⓔ Select surface finish.
Refer to the **Product Color Options** page in this price list.
Surface finish offerings are based on edge style selections.

Ⓕ Select edge color.
Refer to the **Product Color Options** page in this price list.
Edge color offerings are based on edge style selections.

Ⓖ Select front surface finish.
Refer to the **Product Color Options** page in this price list.

Ⓗ Select lock option.

KS	- Key standard
NLC	- No lock core
KA	- Key alike

Ⓘ Select lock color.
Refer to the **Product Color Options** page in this price list.

FINISH INFORMATION

Additional Laminate Offering
Additional laminates beyond KI standard offering, are available with two weeks extended leadtime. To specify additional laminates, use these designators followed by the supplier's color/pattern code:

Formica - LF/supplier's color pattern code
Nevamar - LN/supplier's color pattern code
Wilsonart - LW/supplier's color pattern code

KI's standard laminate finish is the supplier's recommended finish for that color/pattern.
Note: Nonstandard laminates from these suppliers (example: textured laminates) require a Product Modification Request.
Contact customer service for details.

SPECIAL SERVICES

Special Carton Marking

With specially marked information	N/C

Shipping
Ships **assembled, FOB Pembroke, ON K8A 0E1, freight prepaid.** Freight class 100.

Specifications and prices are subject to change without prior notice.

All Terrain® Storage Towers
66" Double Module Towers

All Terrain® Storage Towers
66" Double Module Towers

	W x D x H	MODEL NUMBER Basic Model/ Edge Style	Front Pull Style	Base	Unit Color	Surface Finish	Edge Color	Front Surface Finish	Lock Option	Lock Color	Approx. Packaged Weight	S5 & S6 Steel Front Beveled Pull	S2, S3 & S4 Steel Front Bow Tie or Metric Pull	L2, L3 & L4 Laminate Front Bow Tie or Metric Pull
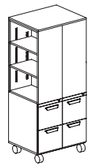 AS66 **66" Unit** • Two 15" deep side bookcases with four shelves each hold two (45") rows of book/binders (90" total) • Two drawer locks • Four drawers -15" wide by 12" high • Beveled pull (S5/S6) shown	30 x 24 x 67-5/16"	AT66302MI2F-NT	□□	□□□	□□				□□	□□□	259.0#	$ 3484	$ 3584	N/A
	30 x 24 x 67-5/16"	AT66302MI2F-74P	□□	□□□	□□	□□□	□□□		□□	□□□	259.0#	3653	3760	N/A
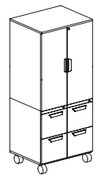 AS66 **66" Unit** • One 30" wide cupboard with two shelves holds two (45") rows of books/binders • Two drawer locks • Four drawers -15" wide by 12" high • Beveled pull (S5/S6) shown	30 x 24 x 67-5/16"	AT66302ML2F-NT	□□	□□□	□□			□□□	□□	□□□	241.0#	$ 3309	$ 3466	$ 4224
	30 x 24 x 67-5/16"	AT66302ML2F-74P	□□	□□□	□□	□□□	□□□	□□□	□□	□□□	241.0#	3487	3644	4399

Ⓐ Ⓑ Ⓒ Ⓓ Ⓔ Ⓕ Ⓖ Ⓗ Ⓘ

HOW TO ORDER

Indicate the following information on order form:
1. Quantity of each item.
2. Model number, including options. See "How To Build a Model Number".
3. Any special service required.

Note: • The □ indicates that a choice is required.
- The absence of the □ indicates that no choice is required.
- Alpha-numeric characters in place of □ indicate that no other alternatives are available.

HOW TO BUILD A MODEL NUMBER

Ⓐ Select basic model/edge style.

NT	- No optional top (steel)
74P	- 3/4" laminate top w/74P edge band

Ⓑ Select front/pull style.

S5	- Steel/satin chrome beveled pull
S6	- Steel/black beveled pull
S2	- Steel/aluminum metric
S3	- Steel/aluminum bow tie
S4	- Steel/nickel bow tie
L2	- Laminate/aluminum metric
L3	- Laminate/aluminum bow tie
L4	- Laminate/nickel bow tie

Ⓒ Select base style.

4CW	- 4 black casters (2 locking)
PLNT	- Traditional Plinth Base

Ⓓ Select unit color.
Refer to the **Product Color Options** page in this price list.

Ⓔ Select surface finish.
Refer to the **Product Color Options** page in this price list.
Surface finish offerings are based on edge style selections.

Ⓕ Select edge color.
Refer to the **Product Color Options** page in this price list.
Edge color offerings are based on edge style selections.

Ⓖ Select front surface finish.
Refer to the **Product Color Options** page in this price list.

Ⓗ Select lock option.

KS	- Key standard
NLC	- No lock core
KA	- Key alike

Ⓘ Select lock color.
Refer to the **Product Color Options** page in this price list.

FINISH INFORMATION

Additional Laminate Offering
Additional laminates beyond KI standard offering, are available with two weeks extended leadtime. To specify additional laminates, use these designators followed by the supplier's color/pattern code:

Formica - LF/supplier's color pattern code
Nevamar - LN/supplier's color pattern code
Wilsonart - LW/supplier's color pattern code

KI's standard laminate finish is the supplier's recommended finish for that color/pattern.
Note: Nonstandard laminates from these suppliers (example: textured laminates) require a Product Modification Request.
Contact customer service for details.

SPECIAL SERVICES

Special Carton Marking

With specially marked information	N/C

Shipping
Ships **assembled, FOB Pembroke, ON K8A 0E1, freight prepaid.** Freight class 100.

Specifications and prices are subject to change without prior notice.

All Terrain® Storage Towers
66" Double Module Towers

All Terrain® Storage Towers
66" Double Module Towers

	W x D x H	MODEL NUMBER Basic Model/ Edge Style	Front Pull Style	Base	Unit Color	Surface Finish	Edge Color	Front Surface Finish	Lock Option	Lock Color	Approx. Packaged Weight	S5 & S6 Steel Front Beveled Pull	S2, S3 & S4 Steel Front Bow Tie or Metric Pull	L2, L3 & L4 Laminate Front Bow Tie or Metric Pull
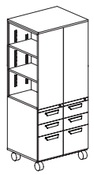 AS66 **66" Unit** • Two 15" deep side bookcases with four shelves each hold two (45") rows of book/binders (90" total) • Two drawer locks • Four drawers - 15" wide by 6" high • Two drawers - 15" wide by 6" high • Beveled pull (S5/S6) shown	30 x 24 x 67-5/16"	AT66302MI2G-NT	□□	□□□	□□				□□	□□□	272.0#	$ 3842	$ 3999	N/A
	30 x 24 x 67-5/16"	AT66302MI2G-74P	□□	□□□	□□	□□□	□□□		□□	□□□	272.0#	4014	4172	N/A
 AS66 **66" Unit** • One 30" wide cupboard with two shelves holds two (45") rows of books/binders • Two drawer locks • Four drawers - 15" wide by 6" high • Two drawers - 15" wide by 12" high • Beveled pull (S5/S6) shown	30 x 24 x 67-5/16"	AT66302ML2G-NT	□□	□□□	□□			□□□	□□	□□□	254.0#	$ 3670	$ 3883	$ 4844
	30 x 24 x 67-5/16"	AT66302ML2G-74P	□□	□□□	□□	□□□	□□□	□□□	□□	□□□	254.0#	3845	4057	5021

Ⓐ Ⓑ Ⓒ Ⓓ Ⓔ Ⓕ Ⓖ Ⓗ Ⓘ

HOW TO ORDER

Indicate the following information on order form:
1. Quantity of each item.
2. Model number, including options. See "How To Build a Model Number".
3. Any special service required.

Note: • The □ indicates that a choice is required.
• The absence of the □ indicates that no choice is required.
• Alpha-numeric characters in place of □ indicate that no other alternatives are available.

HOW TO BUILD A MODEL NUMBER

Ⓐ Select basic model/edge style.

NT	- No optional top (steel)
74P	- 3/4" laminate top w/74P edge band

Ⓑ Select front/pull style.

S5	- Steel/satin chrome beveled pull
S6	- Steel/black beveled pull
S2	- Steel/aluminum metric
S3	- Steel/aluminum bow tie
S4	- Steel/nickel bow tie
L2	- Laminate/aluminum metric
L3	- Laminate/aluminum bow tie
L4	- Laminate/nickel bow tie

Ⓒ Select base style.

4CW	- 4 black casters (2 locking)
PLNT	- Traditional Plinth Base

Ⓓ Select unit color.
Refer to the **Product Color Options** page in this price list.

Ⓔ Select surface finish.
Refer to the **Product Color Options** page in this price list.
Surface finish offerings are based on edge style selections.

Ⓕ Select edge color.
Refer to the **Product Color Options** page in this price list.
Edge color offerings are based on edge style selections.

Ⓖ Select front surface finish.
Refer to the **Product Color Options** page in this price list.

Ⓗ Select lock option.

KS	- Key standard
NLC	- No lock core
KA	- Key alike

Ⓘ Select lock color.
Refer to the **Product Color Options** page in this price list.

FINISH INFORMATION

Additional Laminate Offering
Additional laminates beyond KI standard offering, are available with two weeks extended leadtime. To specify additional laminates, use these designators followed by the supplier's color/pattern code:

Formica - LF/supplier's color pattern code
Nevamar - LN/supplier's color pattern code
Wilsonart - LW/supplier's color pattern code

KI's standard laminate finish is the supplier's recommended finish for that color/pattern.
Note: Nonstandard laminates from these suppliers (example: textured laminates) require a Product Modification Request.
Contact customer service for details.

SPECIAL SERVICES

Special Carton Marking

With specially marked information	N/C

Shipping
Ships **assembled, FOB Pembroke, ON K8A 0E1, freight prepaid.** Freight class 100.

Specifications and prices are subject to change without prior notice.

All Terrain® Storage Towers
66" Double Module Towers

All Terrain® Storage Towers
66" Double Module Towers

	MODEL	W x D x H	MODEL NUMBER: Basic Model/ Edge Style	Front Pull Style	Base	Unit Color	Surface Finish	Edge Color	Lock Option	Lock Color	Approx. Packaged Weight	S5 & S6 Steel Front Beveled Pull	S2, S3 & S4 Steel Front Bow Tie or Metric Pull
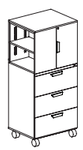	**66" Unit** • One 15" deep side bookcases with shelf holds one (22-1/2") row of books/binders • One 15" wide cupboard with shelf holds one (13-1/2") row of books/binders • One drawer lock • Three drawers - 30" wide by 12" high • Beveled pull (S5/S6) shown	30 x 24 x 67-5/16"	AT66302MAP-NT	□□	□□□	□□			□□	□□□	256.0#	$ 3393	$ 3497
		30 x 24 x 67-5/16"	AT66302MAP-74P	□□	□□□	□□	□□□	□□□	□□	□□□	256.0#	3571	3671
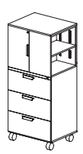		30 x 24 x 67-5/16"	AT66302MBP-NT	□□	□□□	□□			□□	□□□	256.0#	3393	3497
		30 x 24 x 67-5/16"	AT66302MBP-74P	□□	□□□	□□	□□□	□□□	□□	□□□	256.0#	3571	3671
			Ⓐ	Ⓑ	Ⓒ	Ⓓ	Ⓔ	Ⓕ	Ⓖ	Ⓗ			

AS66

HOW TO ORDER

Indicate the following information on order form:
1. Quantity of each item.
2. Model number, including options. See "How To Build a Model Number".
3. Any special service required.

Note: • The □ indicates that a choice is required.
• The absence of the □ indicates that no choice is required.
• Alpha-numeric characters in place of □ indicate that no other alternatives are available.

HOW TO BUILD A MODEL NUMBER

Ⓐ Select basic model/edge style.

NT	- No optional top (steel)
74P	- 3/4" laminate top w/74P edge band

Ⓑ Select front/pull style.

S5	- Steel/satin chrome beveled pull
S6	- Steel/black beveled pull
S2	- Steel/aluminum metric
S3	- Steel/aluminum bow tie
S4	- Steel/nickel bow tie

Ⓒ Select base style.

4CW	- 4 black casters (2 locking)
PLNT	- Traditional Plinth Base

Ⓓ Select unit color.
Refer to the **Product Color Options** page in this price list.

Ⓔ Select surface finish.
Refer to the **Product Color Options** page in this price list.
Surface finish offerings are based on edge style selections.

Ⓕ Select edge color.
Refer to the **Product Color Options** page in this price list.
Edge color offerings are based on edge style selections.

Ⓖ Select lock option.

KS	- Key standard
NLC	- No lock core
KA	- Key alike

Ⓗ Select lock color.
Refer to the **Product Color Options** page in this price list.

FINISH INFORMATION

Additional Laminate Offering
Additional laminates beyond KI standard offering, are available with two weeks extended leadtime.
To specify additional laminates, use these designators followed by the supplier's color/pattern code:

Formica - LF/supplier's color pattern code
Nevamar - LN/supplier's color pattern code
Wilsonart - LW/supplier's color pattern code

KI's standard laminate finish is the supplier's recommended finish for that color/pattern.
Note: Nonstandard laminates from these suppliers (example: textured laminates) require a Product Modification Request.
Contact customer service for details.

SPECIAL SERVICES

Special Carton Marking

With specially marked information	N/C

Shipping
Ships **assembled, FOB Pembroke, ON K8A 0E1, freight prepaid.** Freight class 100.

Specifications and prices are subject to change without prior notice.

All Terrain® Storage Towers
66" Double Module Towers

All Terrain® Storage Towers
66" Double Module Towers

	W x D x H	MODEL NUMBER Basic Model/ Edge Style	Front Pull Style	Base	Unit Color	Surface Finish	Edge Color	Front Surface Finish	Lock Option	Lock Color	Approx. Packaged Weight	S5 & S6 Steel Front Beveled Pull	S2, S3 & S4 Steel Front Bow Tie or Metric Pull	L2, L3 & L4 Laminate Front Bow Tie or Metric Pull
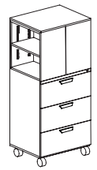 AS66 **66" Unit** • Two 15" deep side bookcases with two shelves each hold one (22-1/2") row of books/binders • One drawer lock • Three drawers - 30" wide by 12" high • Beveled pull (S5/S6) shown	30 x 24 x 67-5/16"	AT66302MIP-NT	□□	□□□	□□				□□	□□□	247.0#	$ 3184	$ 3261	N/A
	30 x 24 x 67-5/16"	AT66302MIP-74P	□□	□□□	□□	□□□	□□□		□□	□□□	247.0#	3357	3437	N/A
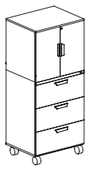 AS66 **66" Unit** • One 30" wide cupboard with shelf holds one (22-1/2") row of books/ binders • One drawer lock • Three drawers - 30" wide by 12" high • Beveled pull (S5/S6) shown	30 x 24 x 67-5/16"	AT66302MLP-NT	□□	□□□	□□			□□□	□□	□□□	242.0#	$ 3093	$ 3217	$ 3847
	30 x 24 x 67-5/16"	AT66302MLP-74P	□□	□□□	□□	□□□	□□□	□□□	□□	□□□	242.0#	3261	3393	4023
			A	B	C	D	E	F	G	H	I			

HOW TO ORDER

Indicate the following information on order form:
1. Quantity of each item.
2. Model number, including options. See "How To Build a Model Number".
3. Any special service required.

Note: • The □ indicates that a choice is required.
- The absence of the □ indicates that no choice is required.
- Alpha-numeric characters in place of □ indicate that no other alternatives are available.

HOW TO BUILD A MODEL NUMBER

A Select basic model/edge style.

NT	- No optional top (steel)
74P	- 3/4" laminate top w/74P edge band

B Select front/pull style.

S5	- Steel/satin chrome beveled pull
S6	- Steel/black beveled pull
S2	- Steel/aluminum metric
S3	- Steel/aluminum bow tie
S4	- Steel/nickel bow tie
L2	- Laminate/aluminum metric
L3	- Laminate/aluminum bow tie
L4	- Laminate/nickel bow tie

C Select base style.

4CW	- 4 black casters (2 locking)
PLNT	- Traditional Plinth Base

D Select unit color.
Refer to the **Product Color Options** page in this price list.

E Select surface finish.
Refer to the **Product Color Options** page in this price list.
Surface finish offerings are based on edge style selections.

F Select edge color.
Refer to the **Product Color Options** page in this price list.
Edge color offerings are based on edge style selections.

G Select front surface finish.
Refer to the **Product Color Options** page in this price list.

H Select lock option.

KS	- Key standard
NLC	- No lock core
KA	- Key alike

I Select lock color.
Refer to the **Product Color Options** page in this price list.

FINISH INFORMATION

Additional Laminate Offering
Additional laminates beyond KI standard offering, are available with two weeks extended leadtime. To specify additional laminates, use these designators followed by the supplier's color/pattern code:

Formica - LF/supplier's color pattern code
Nevamar - LN/supplier's color pattern code
Wilsonart - LW/supplier's color pattern code

KI's standard laminate finish is the supplier's recommended finish for that color/pattern.
Note: Nonstandard laminates from these suppliers (example: textured laminates) require a Product Modification Request.
Contact customer service for details.

SPECIAL SERVICES

Special Carton Marking

With specially marked information	N/C

Shipping
Ships **assembled, FOB Pembroke, ON K8A 0E1, freight prepaid.** Freight class 100.

Specifications and prices are subject to change without prior notice.

All Terrain® Storage Towers
66" Double Module Towers

All Terrain® Storage Towers
66" Double Module Towers

	MODEL	W x D x H	MODEL NUMBER: Basic Model/ Edge Style	Front Pull Style	Base	Unit Color	Surface Finish	Edge Color	Lock Option	Lock Color	Approx. Packaged Weight	S5 & S6 Steel Front Beveled Pull	S2, S3 & S4 Steel Front Bow Tie or Metric Pull
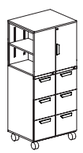	**66" Unit** • One 15" deep side bookcases with shelf holds one (22-1/2") row of books/binders • One 15" wide cupboard with shelf holds one (13-1/2") row of books/binders • Two drawer locks • Six drawers - 15" wide by 12" high • Beveled pull (S5/S6) shown	30 x 24 x 67-5/16"	AT66302MA2P-NT	□□	□□□	□□			□□	□□□	283.0#	$ 3953	$ 4139
		30 x 24 x 67-5/16"	AT66302MA2P-74P	□□	□□□	□□	□□□	□□□	□□	□□□	283.0#	4130	4312
		30 x 24 x 67-5/16"	AT66302MB2P-NT	□□	□□□	□□			□□	□□□	283.0#	3953	4139
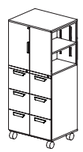		30 x 24 x 67-5/16"	AT66302MB2P-74P	□□	□□□	□□	□□□	□□□	□□	□□□	283.0#	4130	4312
AS66			Ⓐ	Ⓑ	Ⓒ	Ⓓ	Ⓔ	Ⓕ	Ⓖ	Ⓗ			

HOW TO ORDER

Indicate the following information on order form:
1. Quantity of each item.
2. Model number, including options. See "How To Build a Model Number".
3. Any special service required.

Note: • The □ indicates that a choice is required.
- The absence of the □ indicates that no choice is required.
- Alpha-numeric characters in place of □ indicate that no other alternatives are available.

HOW TO BUILD A MODEL NUMBER

Ⓐ Select basic model/edge style.

NT	- No optional top (steel)
74P	- 3/4" laminate top w/74P edge band

Ⓑ Select front/pull style.

S5	- Steel/satin chrome beveled pull
S6	- Steel/black beveled pull
S2	- Steel/aluminum metric
S3	- Steel/aluminum bow tie
S4	- Steel/nickel bow tie

Ⓒ Select base style.

4CW	- 4 black casters (2 locking)
PLNT	- Traditional Plinth Base

Ⓓ Select unit color.
Refer to the **Product Color Options** page in this price list.

Ⓔ Select surface finish.
Refer to the **Product Color Options** page in this price list.
Surface finish offerings are based on edge style selections.

Ⓕ Select edge color.
Refer to the **Product Color Options** page in this price list.
Edge color offerings are based on edge style selections.

Ⓖ Select lock option.

KS	- Key standard
NLC	- No lock core
KA	- Key alike

Ⓗ Select lock color.
Refer to the **Product Color Options** page in this price list.

FINISH INFORMATION

Additional Laminate Offering
Additional laminates beyond KI standard offering, are available with two weeks extended leadtime.
To specify additional laminates, use these designators followed by the supplier's color/pattern code:

Formica - LF/supplier's color pattern code
Nevamar - LN/supplier's color pattern code
Wilsonart - LW/supplier's color pattern code

KI's standard laminate finish is the supplier's recommended finish for that color/pattern.
Note: Nonstandard laminates from these suppliers (example: textured laminates) require a Product Modification Request.
Contact customer service for details.

SPECIAL SERVICES

Special Carton Marking

With specially marked information	N/C

Shipping
Ships **assembled, FOB Pembroke, ON K8A 0E1, freight prepaid.** Freight class 100.

Specifications and prices are subject to change without prior notice.

All Terrain® Storage Towers
66" Double Module Towers

All Terrain® Storage Towers
66" Double Module Towers

	W x D x H	MODEL NUMBER Basic Model/ Edge Style	Front Pull Style	Base	Unit Color	Surface Finish	Edge Color	Front Surface Finish	Lock Option	Lock Color	Approx. Packaged Weight	S5 & S6 Steel Front Beveled Pull	S2, S3 & S4 Steel Front Bow Tie or Metric Pull	L2, L3 & L4 Laminate Front Bow Tie or Metric Pull
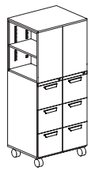 AS66 **66" Unit** • Two 15" deep side bookcases with two shelves each hold one (22-1/2") row of books/binders • Two drawer locks • Six drawers -15" wide by 12" high • Beveled pull (S5/S6) shown	30 x 24 x 67-5/16"	AT66302MI2P-NT	□□	□□□	□□				□□	□□□	274.0#	$ 3745	$ 3902	N/A
	30 x 24 x 67-5/16"	AT66302MI2P-74P	□□	□□□	□□	□□□	□□□		□□	□□□	274.0#	3922	4076	N/A
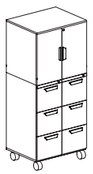 AS66 **66" Unit** • One 30" wide cupboard holds one (22-1/2") row of books/binders • Two drawer locks • Six drawers - 15" wide by 12" high • Beveled pull (S5/S6) shown	30 x 24 x 67-5/16"	AT66302ML2P-NT	□□	□□□	□□			□□□	□□	□□□	269.0#	$ 3650	$ 3858	$ 4613
	30 x 24 x 67-5/16"	AT66302ML2P-74P	□□	□□□	□□	□□□	□□□	□□□	□□	□□□	269.0#	3826	4033	4787
			Ⓐ	Ⓑ	Ⓒ	Ⓓ	Ⓔ	Ⓕ	Ⓖ	Ⓗ	Ⓘ			

HOW TO ORDER

Indicate the following information on order form:
1. Quantity of each item.
2. Model number, including options. See "How To Build a Model Number".
3. Any special service required.

Note: • The □ indicates that a choice is required.
• The absence of the □ indicates that no choice is required.
• Alpha-numeric characters in place of □ indicate that no other alternatives are available.

HOW TO BUILD A MODEL NUMBER

Ⓐ Select basic model/edge style.

NT	- No optional top (steel)
74P	- 3/4" laminate top w/74P edge band

Ⓑ Select front/pull style.

S5	- Steel/satin chrome beveled pull
S6	- Steel/black beveled pull
S2	- Steel/aluminum metric
S3	- Steel/aluminum bow tie
S4	- Steel/nickel bow tie
L2	- Laminate/aluminum metric
L3	- Laminate/aluminum bow tie
L4	- Laminate/nickel bow tie

Ⓒ Select base style.

4CW	- 4 black casters (2 locking)
PLNT	- Traditional Plinth Base

Ⓓ Select unit color.
Refer to the **Product Color Options** page in this price list.

Ⓔ Select surface finish.
Refer to the **Product Color Options** page in this price list.
Surface finish offerings are based on edge style selections.

Ⓕ Select edge color.
Refer to the **Product Color Options** page in this price list.
Edge color offerings are based on edge style selections.

Ⓖ Select front surface finish.
Refer to the **Product Color Options** page in this price list.

Ⓗ Select lock option.

KS	- Key standard
NLC	- No lock core
KA	- Key alike

Ⓘ Select lock color.
Refer to the **Product Color Options** page in this price list.

FINISH INFORMATION

Additional Laminate Offering
Additional laminates beyond KI standard offering, are available with two weeks extended leadtime. To specify additional laminates, use these designators followed by the supplier's color/pattern code:

Formica - LF/supplier's color pattern code
Nevamar - LN/supplier's color pattern code
Wilsonart - LW/supplier's color pattern code

KI's standard laminate finish is the supplier's recommended finish for that color/pattern.
Note: Nonstandard laminates from these suppliers (example: textured laminates) require a Product Modification Request.
Contact customer service for details.

SPECIAL SERVICES

Special Carton Marking

With specially marked information	N/C

Shipping
Ships **assembled, FOB Pembroke, ON K8A 0E1, freight prepaid.** Freight class 100.

Specifications and prices are subject to change without prior notice.

All Terrain® Storage Towers
66" Double Module Towers

All Terrain® Storage Towers
66" Double Module Towers

	W x D x H	MODEL NUMBER Basic Model/ Edge Style	Front Pull Style	Base	Unit Color	Surface Finish	Edge Color	Front Surface Finish	Lock Option	Lock Color	Approx. Packaged Weight	S5 & S6 Steel Front Beveled Pull	S2, S3 & S4 Steel Front Bow Tie or Metric Pull	L2, L3 & L4 Laminate Front Bow Tie or Metric Pull
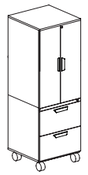 AS66 **66" Unit** • One 24" wide cupboard with two shelves holds two (45") rows of books/binders • One drawer lock • Two drawers - 24" wide by 12" high • Beveled pull (S5/S6) shown	24 x 24 x 67-5/16"	AT66242MLF-NT	□□	□□□	□□			□□□	□□	□□□	203.0#	$ 2849	$ 2950	$ 3537
	24 x 24 x 67-5/16"	AT66242MLF-74P	□□	□□□	□□	□□□	□□□	□□□	□□	□□□	203.0#	3020	3123	3709
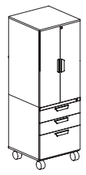 AS66 **66" Unit** • One 24" wide cupboard with two shelves holds two (45") rows of books/binders • One drawer lock • Two drawers - 24" wide by 6" high • One drawer - 24" wide by 12" high • Beveled pull (S5/S6) shown	24 x 24 x 67-5/16"	AT66242MLG-NT	□□	□□□	□□			□□□	□□	□□□	214.0#	$ 3098	$ 3230	$ 3906
	24 x 24 x 67-5/16"	AT66242MLG-74P	□□	□□□	□□	□□□	□□□	□□□	□□	□□□	214.0#	3275	3405	4082

Ⓐ Ⓑ Ⓒ Ⓓ Ⓔ Ⓕ Ⓖ Ⓗ Ⓘ

HOW TO ORDER

Indicate the following information on order form:
1. Quantity of each item.
2. Model number, including options. See "How To Build a Model Number".
3. Any special service required.

Note: • The □ indicates that a choice is required.
• The absence of the □ indicates that no choice is required.
• Alpha-numeric characters in place of □ indicate that no other alternatives are available.

HOW TO BUILD A MODEL NUMBER

Ⓐ Select basic model/edge style.

NT	- No optional top (steel)
74P	- 3/4" laminate top w/74P edge band

Ⓑ Select front/pull style.

S5	- Steel/satin chrome beveled pull
S6	- Steel/black beveled pull
S2	- Steel/aluminum metric
S3	- Steel/aluminum bow tie
S4	- Steel/nickel bow tie
L2	- Laminate/aluminum metric
L3	- Laminate/aluminum bow tie
L4	- Laminate/nickel bow tie

Ⓒ Select base style.

4CW	- 4 black casters (2 locking)
PLNT	- Traditional Plinth Base

Ⓓ Select unit color.
Refer to the **Product Color Options** page in this price list.

Ⓔ Select surface finish.
Refer to the **Product Color Options** page in this price list.
Surface finish offerings are based on edge style selections.

Ⓕ Select edge color.
Refer to the **Product Color Options** page in this price list.
Edge color offerings are based on edge style selections.

Ⓖ Select front surface finish.
Refer to the **Product Color Options** page in this price list.

Ⓗ Select lock option.

KS	- Key standard
NLC	- No lock core
KA	- Key alike

Ⓘ Select lock color.
Refer to the **Product Color Options** page in this price list.

FINISH INFORMATION

Additional Laminate Offering
Additional laminates beyond KI standard offering, are available with two weeks extended leadtime. To specify additional laminates, use these designators followed by the supplier's color/pattern code:

Formica - LF/supplier's color pattern code
Nevamar - LN/supplier's color pattern code
Wilsonart - LW/supplier's color pattern code

KI's standard laminate finish is the supplier's recommended finish for that color/pattern.
Note: Nonstandard laminates from these suppliers (example: textured laminates) require a Product Modification Request.
Contact customer service for details.

SPECIAL SERVICES

Special Carton Marking

With specially marked information	N/C

Shipping
Ships **assembled, FOB Pembroke, ON K8A 0E1, freight prepaid.** Freight class 100.

Specifications and prices are subject to change without prior notice.

All Terrain® Storage Towers
66" Double Module Towers

All Terrain® Storage Towers
66" Double Module Towers

	MODEL	W x D x H	MODEL NUMBER: Basic Model/ Edge Style (A)	Front Pull Style (B)	Base (C)	Unit Color (D)	Surface Finish (E)	Edge Color (F)	Lock Option (G)	Lock Color (H)	Approx. Packaged Weight	S5 & S6 Steel Front Beveled Pull	S2, S3 & S4 Steel Front Bow Tie or Metric Pull
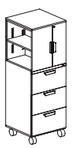	**66" Unit** • One 15" deep side bookcase with shelf holds one (22-1/2") row of books/binders • One 9" wide cupboard with shelf holds one (7-1/2") row of books/binders • One drawer lock • Three drawers - 24" wide by 12" high • Beveled pull (S5/S6) shown	24 x 24 x 67-5/16"	AT66242MAP-NT	□□	□□□	□□			□□	□□□	228.0#	$ 3334	$ 3437
		24 x 24 x 67-5/16"	AT66242MAP-74P	□□	□□□	□□	□□□	□□□	□□	□□□	228.0#	3506	3611
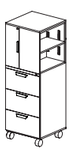		24 x 24 x 67-5/16"	AT66242MBP-NT	□□	□□□	□□			□□	□□□	228.0#	3334	3437
		24 x 24 x 67-5/16"	AT66242MBP-74P	□□	□□□	□□	□□□	□□□	□□	□□□	228.0#	3506	3611

AS66

HOW TO ORDER

Indicate the following information on order form:
1. Quantity of each item.
2. Model number, including options. See "How To Build a Model Number".
3. Any special service required.

Note: • The □ indicates that a choice is required.
- The absence of the □ indicates that no choice is required.
- Alpha-numeric characters in place of □ indicate that no other alternatives are available.

HOW TO BUILD A MODEL NUMBER

A Select basic model/edge style.

NT	- No optional top (steel)
74P	- 3/4" laminate top w/74P edge band

B Select front/pull style.

S5	- Steel/satin chrome beveled pull
S6	- Steel/black beveled pull
S2	- Steel/aluminum metric
S3	- Steel/aluminum bow tie
S4	- Steel/nickel bow tie

C Select base style.

4CW	- 4 black casters (2 locking)
PLNT	- Traditional Plinth Base

D Select unit color.
Refer to the **Product Color Options** page in this price list.

E Select surface finish.
Refer to the **Product Color Options** page in this price list.
Surface finish offerings are based on edge style selections.

F Select edge color.
Refer to the **Product Color Options** page in this price list.
Edge color offerings are based on edge style selections.

G Select lock option.

KS	- Key standard
NLC	- No lock core
KA	- Key alike

H Select lock color.
Refer to the **Product Color Options** page in this price list.

FINISH INFORMATION

Additional Laminate Offering
Additional laminates beyond KI standard offering, are available with two weeks extended leadtime. To specify additional laminates, use these designators followed by the supplier's color/pattern code:

Formica - LF/supplier's color pattern code
Nevamar - LN/supplier's color pattern code
Wilsonart - LW/supplier's color pattern code

KI's standard laminate finish is the supplier's recommended finish for that color/pattern.
Note: Nonstandard laminates from these suppliers (example: textured laminates) require a Product Modification Request.
Contact customer service for details.

SPECIAL SERVICES

Special Carton Marking

With specially marked information	N/C

Shipping
Ships **assembled, FOB Pembroke, ON K8A 0E1, freight prepaid.** Freight class 100.

Specifications and prices are subject to change without prior notice.

All Terrain® Storage Towers
66" Double Module Towers

All Terrain® Storage Towers
66" Double Module Towers

	W x D x H	MODEL NUMBER Basic Model/ Edge Style	Front Pull Style	Base	Unit Color	Surface Finish	Edge Color	Front Surface Finish	Lock Option	Lock Color	Approx. Packaged Weight	S5 & S6 Steel Front Beveled Pull	S2, S3 & S4 Steel Front Bow Tie or Metric Pull	L2, L3 & L4 Laminate Front Bow Tie or Metric Pull
	24 x 24 x 67-5/16"	AT66242MLP-NT	□□	□□□	□□			□□□	□□	□□□	214.0#	$ 3044	$ 3173	$ 3695
	24 x 24 x 67-5/16"	AT66242MLP-74P	□□	□□□	□□	□□□	□□□	□□□	□□	□□□	214.0#	3218	3348	3865
		Ⓐ	Ⓑ	Ⓒ	Ⓓ	Ⓔ	Ⓕ	Ⓖ	Ⓗ	Ⓘ				

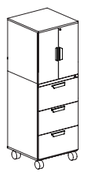

AS66

66" Unit

- One 24" wide cupboard with shelf holds one (22-1/2") row of books/ binders
- One drawer lock
- Three drawers - 24" wide by 12" high
- Beveled pull (S5/S6) shown

HOW TO ORDER

Indicate the following information on order form:
1. Quantity of each item.
2. Model number, including options. See "How To Build a Model Number".
3. Any special service required.

Note: • The □ indicates that a choice is required.
• The absence of the □ indicates that no choice is required.
• Alpha-numeric characters in place of □ indicate that no other alternatives are available.

HOW TO BUILD A MODEL NUMBER

Ⓐ Select basic model/edge style.

NT	- No optional top (steel)
74P	- 3/4" laminate top w/74P edge band

Ⓑ Select front/pull style.

S5	- Steel/satin chrome beveled pull
S6	- Steel/black beveled pull
S2	- Steel/aluminum metric
S3	- Steel/aluminum bow tie
S4	- Steel/nickel bow tie
L2	- Laminate/aluminum metric
L3	- Laminate/aluminum bow tie
L4	- Laminate/nickel bow tie

Ⓒ Select base style.

4CW	- 4 black casters (2 locking)
PLNT	- Traditional Plinth Base

Ⓓ Select unit color.
Refer to the **Product Color Options** page in this price list.

Ⓔ Select surface finish.
Refer to the **Product Color Options** page in this price list.
Surface finish offerings are based on edge style selections.

Ⓕ Select edge color.
Refer to the **Product Color Options** page in this price list.
Edge color offerings are based on edge style selections.

Ⓖ Select front surface finish.
Refer to the **Product Color Options** page in this price list.

Ⓗ Select lock option.

KS	- Key standard
NLC	- No lock core
KA	- Key alike

Ⓘ Select lock color.
Refer to the **Product Color Options** page in this price list.

FINISH INFORMATION

Additional Laminate Offering
Additional laminates beyond KI standard offering, are available with two weeks extended leadtime.
To specify additional laminates, use these designators followed by the supplier's color/pattern code:

Formica - LF/supplier's color pattern code
Nevamar - LN/supplier's color pattern code
Wilsonart - LW/supplier's color pattern code

KI's standard laminate finish is the supplier's recommended finish for that color/pattern.
Note: Nonstandard laminates from these suppliers (example: textured laminates) require a Product Modification Request.
Contact customer service for details.

SPECIAL SERVICES

Special Carton Marking

With specially marked information	N/C

Shipping
Ships **assembled, FOB Pembroke, ON K8A 0E1, freight prepaid.** Freight class 100.

Specifications and prices are subject to change without prior notice.

All Terrain® Storage Towers
66" Triple Module Towers

All Terrain® Storage Towers
66" Triple Module Towers

	MODEL	W x D x H	MODEL NUMBER: Basic Model/ Edge Style	Front Pull Style	Base	Unit Color	Surface Finish	Edge Color	Lock Option	Lock Color	Approx. Packaged Weight	S5 & S6 Steel Front Beveled Pull	S2, S3 & S4 Steel Front Bow Tie or Metric Pull
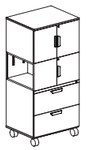 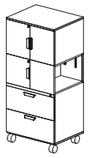 AS66	**66" Unit** • One 30" wide cupboard holds one (22-1/2") row of books/binders • One 15" deep side bookcase holds one (22-1/2") row of books/binders • One 15" wide cupboard holds one (13-1/2") row of books/binders • One drawer lock • Two drawers - 30" wide by 12" high • Beveled pull (S5/S6) shown	30 x 24 x 67-5/16"	AT66303MLAF-NT	□□	□□□	□□			□□	□□□	256.0#	$ 3541	$ 3676
		30 x 24 x 67-5/16"	AT66303MLAF-74P	□□	□□□	□□	□□□	□□□	□□	□□□	256.0#	3719	3849
		30 x 24 x 67-5/16"	AT66303MLBF-NT	□□	□□□	□□			□□	□□□	256.0#	3541	3676
		30 x 24 x 67-5/16"	AT66303MLBF-74P	□□	□□□	□□	□□□	□□□	□□	□□□	256.0#	3719	3849
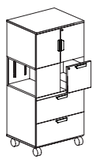 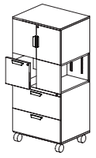 AS66	**66" Unit** • One 30" wide cupboard holds one (22-1/2") row of books/binders • One 15" deep side bookcase holds one (22-1/2") row of books/binders • One 15" wide binder drawer open front with lock • One drawer lock • Two drawers - 30" wide by 12" high • Beveled pull (S5/S6) shown	30 x 24 x 67-5/16"	AT66303MLEF-NT	□□	□□□	□□			□□	□□□	251.0#	$ 3544	$ 3679
		30 x 24 x 67-5/16"	AT66303MLEF-74P	□□	□□□	□□	□□□	□□□	□□	□□□	251.0#	3722	3853
		30 x 24 x 67-5/16"	AT66303MLFF-NT	□□	□□□	□□			□□	□□□	251.0#	3544	3679
		30 x 24 x 67-5/16"	AT66303MLFF-74P	□□	□□□	□□	□□□	□□□	□□	□□□	251.0#	3722	3853
				Ⓐ	Ⓑ	Ⓒ	Ⓓ	Ⓔ	Ⓕ	Ⓖ	Ⓗ		

HOW TO ORDER

Indicate the following information on order form:
1. Quantity of each item.
2. Model number, including options. See "How To Build a Model Number".
3. Any special service required.

Note: • The □ indicates that a choice is required.
- The absence of the □ indicates that no choice is required.
- Alpha-numeric characters in place of □ indicate that no other alternatives are available.

HOW TO BUILD A MODEL NUMBER

Ⓐ Select basic model/edge style.

NT	- No optional top (steel)
74P	- 3/4" laminate top w/74P edge band

Ⓑ Select front/pull style.

S5	- Steel/satin chrome beveled pull
S6	- Steel/black beveled pull
S2	- Steel/aluminum metric
S3	- Steel/aluminum bow tie
S4	- Steel/nickel bow tie

Ⓒ Select base style.

4CW	- 4 black casters (2 locking)
PLNT	- Traditional Plinth Base

Ⓓ Select unit color.
Refer to the **Product Color Options** page in this price list.

Ⓔ Select surface finish.
Refer to the **Product Color Options** page in this price list.
Surface finish offerings are based on edge style selections.

Ⓕ Select edge color.
Refer to the **Product Color Options** page in this price list.
Edge color offerings are based on edge style selections.

Ⓖ Select lock option.

KS	- Key standard
NLC	- No lock core
KA	- Key alike

Ⓗ Select lock color.
Refer to the **Product Color Options** page in this price list.

FINISH INFORMATION

Additional Laminate Offering
Additional laminates beyond KI standard offering, are available with two weeks extended leadtime.
To specify additional laminates, use these designators followed by the supplier's color/pattern code:

Formica - LF/supplier's color pattern code
Nevamar - LN/supplier's color pattern code
Wilsonart - LW/supplier's color pattern code

KI's standard laminate finish is the supplier's recommended finish for that color/pattern.
Note: Nonstandard laminates from these suppliers (example: textured laminates) require a Product Modification Request.
Contact customer service for details.

SPECIAL SERVICES

Special Carton Marking

With specially marked information	N/C

Shipping
Ships **assembled, FOB Pembroke, ON K8A 0E1, freight prepaid.** Freight class 100.

Specifications and prices are subject to change without prior notice.

All Terrain® Storage Towers
66" Double Module Wardrobes

All Terrain® Storage Towers
66" Double Module Wardrobes

	MODEL	W x D x H	MODEL NUMBER: Basic Model/ Edge Style	Front Pull Style	Base	Unit Color	Surf. Finish	Edge Color	Lock Option	Lock Color	Approx. Packaged Weight	S5 & S6 Steel Front Beveled Pull	S2, S3 & S4 Steel Front Bow Tie or Metric Pull
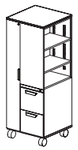	**66" Unit with Locker** • One 9" wide front wardrobe open left or right • One 15" deep side bookcase with two shelves holds two (45") row of books/ binders • One drawer lock • Two drawers - 15" wide by 12" high • Beveled pull (S5/S6) shown	24 x 24 x 67-5/16"	AT66242MW61APF-NT	□□	□□	□□			□□	□□	181.0#	$ 2498	$ 2578
		24 x 24 x 67-5/16"	AT66242MW61APF-74P	□□	□□	□□	□□□	□□□	□□	□□	181.0#	2674	2753
		24 x 24 x 67-5/16"	AT66242MW61BOF-NT	□□	□□	□□			□□	□□	181.0#	2498	2578
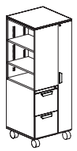		24 x 24 x 67-5/16"	AT66242MW61BOF-74P	□□	□□	□□	□□□	□□□	□□	□□	181.0#	2674	2753
AS66													
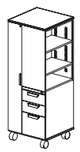	**66" Unit with Locker** • One 9" wide front wardrobe open left or right • One 15" deep side bookcase with two shelves holds two (45") row of books/ binders • One drawer lock • Two drawers - 15" wide by 6" high • One drawer - 15" wide by 12" high • Beveled pull (S5/S6) shown	24 x 24 x 67-5/16"	AT66242MW61APG-NT	□□	□□	□□			□□	□□	187.0#	$ 2710	$ 2814
		24 x 24 x 67-5/16"	AT66242MW61APG-74P	□□	□□	□□	□□□	□□□	□□	□□	187.0#	2886	2985
		24 x 24 x 67-5/16"	AT66242MW61BOG-NT	□□	□□	□□			□□	□□	187.0#	2710	2814
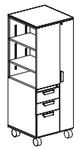		24 x 24 x 67-5/16"	AT66242MW61BOG-74P	□□	□□	□□	□□□	□□□	□□	□□	187.0#	2886	2985
AS66													

Ⓐ Ⓑ Ⓒ Ⓓ Ⓔ Ⓕ Ⓖ Ⓗ

HOW TO ORDER

Indicate the following information on order form:
1. Quantity of each item.
2. Model number, including options. See "How To Build a Model Number".
3. Any special service required.

Note: • The □ indicates that a choice is required.
- The absence of the □ indicates that no choice is required.
- Alpha-numeric characters in place of □ indicate that no other alternatives are available.

HOW TO BUILD A MODEL NUMBER

Ⓐ Select basic model/edge style.

NT	- No optional top (steel)
74P	- 3/4" laminate top w/74P edge band

Ⓑ Select front/pull style.

S5	- Steel/satin chrome beveled pull
S6	- Steel/black beveled pull
S2	- Steel/aluminum metric
S3	- Steel/aluminum bow tie
S4	- Steel/nickel bow tie

Ⓒ Select base style.

4CW	- 4 black casters (2 locking)
PLNT	- Traditional Plinth Base

Ⓓ Select unit color.
Refer to the **Product Color Options** page in this price list.

Ⓔ Select surface finish.
Refer to the **Product Color Options** page in this price list.
Surface finish offerings are based on edge style selections.

Ⓕ Select edge color.
Refer to the **Product Color Options** page in this price list.
Edge color offerings are based on edge style selections.

Ⓖ Select lock option.

KS	- Key standard
NLC	- No lock core
KA	- Key alike

Ⓗ Select lock color.
Refer to the **Product Color Options** page in this price list.

FINISH INFORMATION

Additional Laminate Offering
Additional laminates beyond KI standard offering, are available with two weeks extended leadtime. To specify additional laminates, use these designators followed by the supplier's color/pattern code:

Formica - LF/supplier's color pattern code
Nevamar - LN/supplier's color pattern code
Wilsonart - LW/supplier's color pattern code

KI's standard laminate finish is the supplier's recommended finish for that color/pattern.
Note: Nonstandard laminates from these suppliers (example: textured laminates) require a Product Modification Request.
Contact customer service for details.

SPECIAL SERVICES

Special Carton Marking

With specially marked information	N/C

Shipping
Ships **assembled, FOB Pembroke, ON K8A 0E1, freight prepaid.** Freight class 100.

Specifications and prices are subject to change without prior notice.

All Terrain® Storage Towers
66" Double Module Wardrobes

All Terrain® Storage Towers
66" Double Module Wardrobes

	MODEL	W x D x H	MODEL NUMBER Basic Model/ Edge Style	Front Pull Style	Base	Unit Color	Surf. Finish	Edge Color	Lock Option	Lock Color	Approx. Packaged Weight	S5 & S6 Steel Front Beveled Pull	S2, S3 & S4 Steel Front Bow Tie or Metric Pull
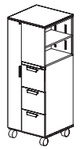	**66" Unit with Locker** • One 9" wide front wardrobe open left or right • One 15" deep side bookcase with two shelves holds two (45") row of books/ binders • One drawer lock • Three drawers - 15" wide by 12" high • Beveled pull (S5/S6) shown	24 x 24 x 67-5/16"	AT66242MW61APP-NT	□□	□□	□□			□□	□□	189.0#	$ 2643	$ 2750
		24 x 24 x 67-5/16"	AT66242MW61APP-74P	□□	□□	□□	□□□	□□□	□□	□□	189.0#	2817	2924
		24 x 24 x 67-5/16"	AT66242MW61BOP-NT	□□	□□	□□			□□	□□	189.0#	2643	2750
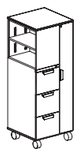		24 x 24 x 67-5/16"	AT66242MW61BOP-74P	□□	□□	□□	□□□	□□□	□□	□□	189.0#	2817	2924
AS66													
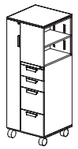	**66" Unit with Locker** • One 9" wide front wardrobe open left or right • One 15" deep side bookcase with two shelves holds two (45") row of books/ binders • One drawer lock • Two drawers - 15" wide by 6" high • Two drawers - 15" wide by 12" high • Beveled pull (S5/S6) shown	24 x 24 x 67-5/16"	AT66242MW61APQ-NT	□□	□□	□□			□□	□□	196.0#	$ 2822	$ 2954
		24 x 24 x 67-5/16"	AT66242MW61APQ-74P	□□	□□	□□	□□□	□□□	□□	□□	196.0#	2999	3129
		24 x 24 x 67-5/16"	AT66242MW61BOQ-NT	□□	□□	□□			□□	□□	196.0#	2822	2954
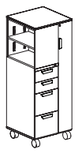		24 x 24 x 67-5/16"	AT66242MW61BOQ-74P	□□	□□	□□	□□□	□□□	□□	□□	196.0#	2999	3129
AS66													

Ⓐ Ⓑ Ⓒ Ⓓ Ⓔ Ⓕ Ⓖ Ⓗ

HOW TO ORDER

Indicate the following information on order form:
1. Quantity of each item.
2. Model number, including options. See "How To Build a Model Number".
3. Any special service required.

Note: • The □ indicates that a choice is required.
- The absence of the □ indicates that no choice is required.
- Alpha-numeric characters in place of □ indicate that no other alternatives are available.

HOW TO BUILD A MODEL NUMBER

Ⓐ Select basic model/edge style.

NT	- No optional top (steel)
74P	- 3/4" laminate top w/74P edge band

Ⓑ Select front/pull style.

S5	- Steel/satin chrome beveled pull
S6	- Steel/black beveled pull
S2	- Steel/aluminum metric
S3	- Steel/aluminum bow tie
S4	- Steel/nickel bow tie

Ⓒ Select base style.

4CW	- 4 black casters (2 locking)
PLNT	- Traditional Plinth Base

Ⓓ Select unit color.
Refer to the **Product Color Options** page in this price list.

Ⓔ Select surface finish.
Refer to the **Product Color Options** page in this price list.
Surface finish offerings are based on edge style selections.

Ⓕ Select edge color.
Refer to the **Product Color Options** page in this price list.
Edge color offerings are based on edge style selections.

Ⓖ Select lock option.

KS	- Key standard
NLC	- No lock core
KA	- Key alike

Ⓗ Select lock color.
Refer to the **Product Color Options** page in this price list.

FINISH INFORMATION

Additional Laminate Offering
Additional laminates beyond KI standard offering, are available with two weeks extended leadtime. To specify additional laminates, use these designators followed by the supplier's color/pattern code:

Formica - LF/supplier's color pattern code
Nevamar - LN/supplier's color pattern code
Wilsonart - LW/supplier's color pattern code

KI's standard laminate finish is the supplier's recommended finish for that color/pattern.
Note: Nonstandard laminates from these suppliers (example: textured laminates) require a Product Modification Request.
Contact customer service for details.

SPECIAL SERVICES

Special Carton Marking

With specially marked information	N/C

Shipping
Ships **assembled, FOB Pembroke, ON K8A 0E1, freight prepaid.** Freight class 100.

Specifications and prices are subject to change without prior notice.

All Terrain® Storage Towers
66" Double Module Wardrobes

All Terrain® Storage Towers
66" Double Module Wardrobes

	MODEL	W x D x H	MODEL NUMBER Basic Model/ Edge Style	Front Pull Style	Base	Unit Color	Surf. Finish	Edge Color	Lock Option	Lock Color	Approx. Packaged Weight	S5 & S6 Steel Front Beveled Pull	S2, S3 & S4 Steel Front Bow Tie or Metric Pull
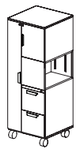 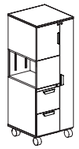 AS66	**66" Unit with Locker** • One 9" wide front wardrobe open left or right • One 15" wide cupboard with shelf holds one (22-1/2") row of books/binders • One 15" deep side bookcase holds one (22-1/2") row of books/binders • One drawer lock • Two drawers - 15" wide by 12" high • Beveled pull (S5/S6) shown	24 x 24 x 67-5/16"	AT66243MW61ALPF-NT	□□	□□	□□			□□	□□	193.0#	$ 2957	$ 3093
		24 x 24 x 67-5/16"	AT66243MW61ALPF-74P	□□	□□	□□	□□□	□□□	□□	□□	193.0#	3136	3261
		24 x 24 x 67-5/16"	AT66243MW61BLOF-NT	□□	□□	□□			□□	□□	193.0#	2957	3093
		24 x 24 x 67-5/16"	AT66243MW61BLOF-74P	□□	□□	□□	□□□	□□□	□□	□□	193.0#	3136	3261
AS66	**66" Unit with Locker** • One 9" wide front wardrobe open left or right • One 15" wide cupboard with shelf holds one (22-1/2") row of books/binders • One 15" deep side bookcase holds one (22-1/2") row of books/binders • One drawer lock • Two drawers - 15" wide by 6" high • One drawer - 15" wide by 12" high • Beveled pull (S5/S6) shown	24 x 24 x 67-5/16"	AT66243MW61ALPG-NT	□□	□□	□□			□□	□□	199.0#	$ 3102	$ 3260
		24 x 24 x 67-5/16"	AT66243MW61ALPG-74P	□□	□□	□□	□□□	□□□	□□	□□	199.0#	3280	3436
		24 x 24 x 67-5/16"	AT66243MW61BLOG-NT	□□	□□	□□			□□	□□	199.0#	3102	3260
		24 x 24 x 67-5/16"	AT66243MW61BLOG-74P	□□	□□	□□	□□□	□□□	□□	□□	199.0#	3280	3436
				Ⓐ	Ⓑ	Ⓒ	Ⓓ	Ⓔ	Ⓕ	Ⓖ	Ⓗ		

HOW TO ORDER

Indicate the following information on order form:
1. Quantity of each item.
2. Model number, including options. See "How To Build a Model Number".
3. Any special service required.

Note: • The □ indicates that a choice is required.
- The absence of the □ indicates that no choice is required.
- Alpha-numeric characters in place of □ indicate that no other alternatives are available.

HOW TO BUILD A MODEL NUMBER

Ⓐ Select basic model/edge style.

NT	- No optional top (steel)
74P	- 3/4" laminate top w/74P edge band

Ⓑ Select front/pull style.

S5	- Steel/satin chrome beveled pull
S6	- Steel/black beveled pull
S2	- Steel/aluminum metric
S3	- Steel/aluminum bow tie
S4	- Steel/nickel bow tie

Ⓒ Select base style.

4CW	- 4 black casters (2 locking)
PLNT	- Traditional Plinth Base

Ⓓ Select unit color.
Refer to the **Product Color Options** page in this price list.

Ⓔ Select surface finish.
Refer to the **Product Color Options** page in this price list.
Surface finish offerings are based on edge style selections.

Ⓕ Select edge color.
Refer to the **Product Color Options** page in this price list.
Edge color offerings are based on edge style selections.

Ⓖ Select lock option.

KS	- Key standard
NLC	- No lock core
KA	- Key alike

Ⓗ Select lock color.
Refer to the **Product Color Options** page in this price list.

FINISH INFORMATION

Additional Laminate Offering
Additional laminates beyond KI standard offering, are available with two weeks extended leadtime. To specify additional laminates, use these designators followed by the supplier's color/pattern code:

Formica - LF/supplier's color pattern code
Nevamar - LN/supplier's color pattern code
Wilsonart - LW/supplier's color pattern code

KI's standard laminate finish is the supplier's recommended finish for that color/pattern.
Note: Nonstandard laminates from these suppliers (example: textured laminates) require a Product Modification Request.
Contact customer service for details.

SPECIAL SERVICES

Special Carton Marking

With specially marked information	N/C

Shipping
Ships **assembled, FOB Pembroke, ON K8A 0E1, freight prepaid.** Freight class 100.

Specifications and prices are subject to change without prior notice.

All Terrain® Storage Towers
66" Triple Module Wardrobes

All Terrain® Storage Towers
66" Triple Module Wardrobes

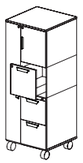

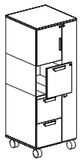

AS66

66" Unit with Locker

- One 9" wide front wardrobe open left or right
- One 15" wide cupboard with shelf holds one (22-1/2") row of books/ binders
- One 15" wide binder drawer open front with lock
- One drawer lock
- Two drawers - 15" wide by 12" high
- Beveled pull (S5/S6) shown

	W x D x H	MODEL NUMBER Basic Model/ Edge Style	Front Pull Style	Base	Unit Color	Surface Finish	Edge Color	Front Surface Finish	Lock Option	Lock Color	Approx. Packaged Weight	S5 & S6 Steel Front Beveled Pull	S2, S3 & S4 Steel Front Bow Tie or Metric Pull	L2, L3 & L4 Laminate Front Bow Tie or Metric Pull
	24 x 24 x 67-5/16"	AT66243MW61ALTF-NT	□□	□□□	□□			□□□	□□	□□□	199.0#	$ 3102	$ 3260	$ 3950
	24 x 24 x 67-5/16"	AT66243MW61ALTF-74P	□□	□□□	□□	□□□	□□□	□□□	□□	□□□	199.0#	3280	3436	4129
	24 x 24 x 67-5/16"	AT66243MW61BLSF-NT	□□	□□□	□□			□□□	□□	□□□	199.0#	3102	3260	3950
	24 x 24 x 67-5/16"	AT66243MW61BLSF-74P	□□	□□□	□□	□□□	□□□	□□□	□□	□□□	199.0#	3280	3436	4129
			Ⓑ	Ⓒ	Ⓓ	Ⓔ	Ⓕ	Ⓖ	Ⓗ	Ⓘ				

Ⓐ

Note:
- The □ indicates that a choice is required.
- The absence of the □ indicates that no choice is required.
- Alpha-numeric characters in place of □ indicate that no other alternatives are available.

HOW TO ORDER

Indicate the following information on order form:
1. Quantity of each item.
2. Model number, including options. See "How To Build a Model Number".
3. Any special service required.

HOW TO BUILD A MODEL NUMBER

Ⓐ Select basic model/edge style.

NT	- No optional top (steel)
74P	- 3/4" laminate top w/74P edge band

Ⓑ Select front/pull style.

S5	- Steel/satin chrome beveled pull
S6	- Steel/black beveled pull
S2	- Steel/aluminum metric
S3	- Steel/aluminum bow tie
S4	- Steel/nickel bow tie
L2	- Laminate/aluminum metric
L3	- Laminate/aluminum bow tie
L4	- Laminate/nickel bow tie

Ⓒ Select base style.

4CW	- 4 black casters (2 locking)
PLNT	- Traditional Plinth Base

Ⓓ Select unit color.
Refer to the **Product Color Options** page in this price list.

Ⓔ Select surface finish.
Refer to the **Product Color Options** page in this price list.
Surface finish offerings are based on edge style selections.

Ⓕ Select edge color.
Refer to the **Product Color Options** page in this price list.
Edge color offerings are based on edge style selections.

Ⓖ Select front surface finish.
Refer to the **Product Color Options** page in this price list.

Ⓗ Select lock option.

KS	- Key standard
NLC	- No lock core
KA	- Key alike

Ⓘ Select lock color.
Refer to the **Product Color Options** page in this price list.

FINISH INFORMATION

Additional Laminate Offering
Additional laminates beyond KI standard offering, are available with two weeks extended leadtime.
To specify additional laminates, use these designators followed by the supplier's color/pattern code:

Formica - LF/supplier's color pattern code
Nevamar - LN/supplier's color pattern code
Wilsonart - LW/supplier's color pattern code

KI's standard laminate finish is the supplier's recommended finish for that color/pattern.
Note: Nonstandard laminates from these suppliers (example: textured laminates) require a Product Modification Request.
Contact customer service for details.

SPECIAL SERVICES

Special Carton Marking

With specially marked information	N/C

Shipping
Ships **assembled, FOB Pembroke, ON K8A 0E1, freight prepaid.** Freight class 100.

Specifications and prices are subject to change without prior notice.

All Terrain® Storage Towers
66" Triple Module Wardrobes

All Terrain® Storage Towers
66" Triple Module Wardrobes

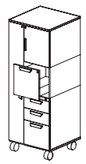

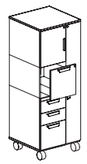

AS66

66" Unit with Locker

- One 9" wide front wardrobe open left or right
- One 15" wide cupboard with shelf holds one (22-1/2") row of books/ binders
- One 15" wide binder drawer open front with lock
- One drawer lock
- Two drawers - 15" wide by 6" high
- One drawer - 15" wide by 12" high
- Beveled pull (S5/S6) shown

	MODEL NUMBER												
W x D x H	Basic Model/ Edge Style Ⓐ	Front Pull Style Ⓑ	Base Ⓒ	Unit Color Ⓓ	Surface Finish Ⓔ	Edge Color Ⓕ	Front Surface Finish Ⓖ	Lock Option Ⓗ	Lock Color Ⓘ	Approx. Packaged Weight	S5 & S6 Steel Front Beveled Pull	S2, S3 & S4 Steel Front Bow Tie or Metric Pull	L2, L3 & L4 Laminate Front Bow Tie or Metric Pull
24 x 24 x 67-5/16"	AT66243MW61ALTG-NT	□□	□□□	□□			□□□	□□	□□□	206.0#	$ 3285	$ 3466	$ 4261
24 x 24 x 67-5/16"	AT66243MW61ALTG-74P	□□	□□□	□□	□□□	□□□	□□□	□□	□□□	206.0#	3458	3644	4433
24 x 24 x 67-5/16"	AT66243MW61BLSG-NT	□□	□□□	□□			□□□	□□	□□□	206.0#	3285	3466	4261
24 x 24 x 67-5/16"	AT66243MW61BLSG-74P	□□	□□□	□□	□□□	□□□	□□□	□□	□□□	206.0#	3458	3644	4433

Ⓐ Ⓑ Ⓒ Ⓓ Ⓔ Ⓕ Ⓖ Ⓗ Ⓘ

HOW TO ORDER

Indicate the following information on order form:
1. Quantity of each item.
2. Model number, including options. See "How To Build a Model Number".
3. Any special service required.

Note: • The □ indicates that a choice is required.
- The absence of the □ indicates that no choice is required.
- Alpha-numeric characters in place of □ indicate that no other alternatives are available.

HOW TO BUILD A MODEL NUMBER

Ⓐ Select basic model/edge style.

NT	- No optional top (steel)
74P	- 3/4" laminate top w/74P edge band

Ⓑ Select front/pull style.

S5	- Steel/satin chrome beveled pull
S6	- Steel/black beveled pull
S2	- Steel/aluminum metric
S3	- Steel/aluminum bow tie
S4	- Steel/nickel bow tie
L2	- Laminate/aluminum metric
L3	- Laminate/aluminum bow tie
L4	- Laminate/nickel bow tie

Ⓒ Select base style.

4CW	- 4 black casters (2 locking)
PLNT	- Traditional Plinth Base

Ⓓ Select unit color.
Refer to the **Product Color Options** page in this price list.

Ⓔ Select surface finish.
Refer to the **Product Color Options** page in this price list.
Surface finish offerings are based on edge style selections.

Ⓕ Select edge color.
Refer to the **Product Color Options** page in this price list.
Edge color offerings are based on edge style selections.

Ⓖ Select front surface finish.
Refer to the **Product Color Options** page in this price list.

Ⓗ Select lock option.

KS	- Key standard
NLC	- No lock core
KA	- Key alike

Ⓘ Select lock color.
Refer to the **Product Color Options** page in this price list.

FINISH INFORMATION

Additional Laminate Offering
Additional laminates beyond KI standard offering, are available with two weeks extended leadtime. To specify additional laminates, use these designators followed by the supplier's color/pattern code:

Formica - LF/supplier's color pattern code
Nevamar - LN/supplier's color pattern code
Wilsonart - LW/supplier's color pattern code

KI's standard laminate finish is the supplier's recommended finish for that color/pattern.
Note: Nonstandard laminates from these suppliers (example: textured laminates) require a Product Modification Request.
Contact customer service for details.

SPECIAL SERVICES

Special Carton Marking

With specially marked information	N/C

Shipping
Ships **assembled, FOB Pembroke, ON K8A 0E1, freight prepaid.** Freight class 100.

Specifications and prices are subject to change without prior notice.

All Terrain® Storage Towers
66" Triple Module Wardrobes

All Terrain® Storage Towers
66" Triple Module Wardrobes

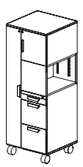

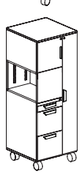

AS66

66" Unit with Locker

- One 9" wide front wardrobe open left or right
- One 15" wide cupboard holds one (13-1/2") row of books/binders
- One 15" deep side bookcase holds one (22-1/2") row of books/binders
- One drawer lock
- One drawer - 15" wide by 3" high
- Two drawers - 15" wide by 12" high
- Beveled pull (S5/S6) shown

W x D x H	MODEL NUMBER Basic Model/ Edge Style (A)	Front Pull Style (B)	Base (C)	Unit Color (D)	Surface Finish (E)	Edge Color (F)	Front Surface Finish (G)	Lock Option (H)	Lock Color (I)	Approx. Packaged Weight	S5 & S6 Steel Front Beveled Pull	S2, S3 & S4 Steel Front Bow Tie or Metric Pull
24 x 24 x 67-5/16"	AT66243MW61ALPI-NT	□□	□□□	□□				□□	□□□	199.0#	$ 3084	$ 3240
24 x 24 x 67-5/16"	AT66243MW61ALPI-74P	□□	□□□	□□	□□□	□□□		□□	□□□	199.0#	3257	3411
24 x 24 x 67-5/16"	AT66243MW61BLOI-NT	□□	□□□	□□				□□	□□□	199.0#	3084	3240
24 x 24 x 67-5/16"	AT66243MW61BLOI-74P	□□	□□□	□□	□□□	□□□		□□	□□□	199.0#	3257	3411

Ⓐ Ⓑ Ⓒ Ⓓ Ⓔ Ⓕ Ⓖ Ⓗ Ⓘ

HOW TO ORDER

Indicate the following information on order form:
1. Quantity of each item.
2. Model number, including options. See "How To Build a Model Number".
3. Any special service required.

Note: • The □ indicates that a choice is required.
- The absence of the □ indicates that no choice is required.
- Alpha-numeric characters in place of □ indicate that no other alternatives are available.

HOW TO BUILD A MODEL NUMBER

Ⓐ Select basic model/edge style.

NT	- No optional top (steel)
74P	- 3/4" laminate top w/74P edge band

Ⓑ Select front/pull style.

S5	- Steel/satin chrome beveled pull
S6	- Steel/black beveled pull
S2	- Steel/aluminum metric
S3	- Steel/aluminum bow tie
S4	- Steel/nickel bow tie

Ⓒ Select base style.

4CW	- 4 black casters (2 locking)
PLNT	- Traditional Plinth Base

Ⓓ Select unit color.
Refer to the **Product Color Options** page in this price list.

Ⓔ Select surface finish.
Refer to the **Product Color Options** page in this price list.
Surface finish offerings are based on edge style selections.

Ⓕ Select edge color.
Refer to the **Product Color Options** page in this price list.
Edge color offerings are based on edge style selections.

Ⓖ Select front surface finish.
Refer to the **Product Color Options** page in this price list.

Ⓗ Select lock option.

KS	- Key standard
NLC	- No lock core
KA	- Key alike

Ⓘ Select lock color.
Refer to the **Product Color Options** page in this price list.

FINISH INFORMATION

Additional Laminate Offering
Additional laminates beyond KI standard offering, are available with two weeks extended leadtime.
To specify additional laminates, use these designators followed by the supplier's color/pattern code:

Formica - LF/supplier's color pattern code
Nevamar - LN/supplier's color pattern code
Wilsonart - LW/supplier's color pattern code

KI's standard laminate finish is the supplier's recommended finish for that color/pattern.
Note: Nonstandard laminates from these suppliers (example: textured laminates) require a Product Modification Request.
Contact customer service for details.

SPECIAL SERVICES

Special Carton Marking

With specially marked information	N/C

Shipping
Ships **assembled, FOB Pembroke, ON K8A 0E1, freight prepaid.** Freight class 100.

Specifications and prices are subject to change without prior notice.

All Terrain® Storage Towers
66" Triple Module Wardrobes

All Terrain® Storage Towers
66" Triple Module Wardrobes

	W x D x H	MODEL NUMBER Basic Model/ Edge Style	Front Pull Style Ⓑ	Base Ⓒ	Unit Color Ⓓ	Surface Finish Ⓔ	Edge Color Ⓕ	Front Surface Finish Ⓖ	Lock Option Ⓗ	Lock Color Ⓘ	Approx. Packaged Weight	S5 & S6 Steel Front Beveled Pull	S2, S3 & S4 Steel Front Bow Tie or Metric Pull	L2, L3 & L4 Laminate Front Bow Tie or Metric Pull
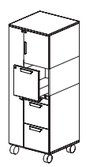	24 x 24 x 67-5/16"	AT66243MW61ALTI-NT	□□	□□□	□□			□□□	□□	□□□	206.0#	$ 3280	$ 3459	$ 4273
	24 x 24 x 67-5/16"	AT66243MW61ALTI-74P	□□	□□□	□□	□□□	□□□	□□□	□□	□□□	206.0#	3453	3635	4450
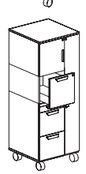	24 x 24 x 67-5/16"	AT66243MW61BLSI-NT	□□	□□□	□□			□□□	□□	□□□	206.0#	3280	3459	4273
	24 x 24 x 67-5/16"	AT66243MW61BLSI-74P	□□	□□□	□□	□□□	□□□	□□□	□□	□□□	206.0#	3453	3635	4450

AS66

66" Unit with Locker

- One 9" wide front wardrobe open left or right
- One 15" wide cupboard holds one (13-1/2") row of books/binders
- One 15" wide binder drawer open front with lock
- One drawer lock
- One drawer - 15" wide by 3" high
- Two drawers - 15" wide by 12" high
- Beveled pull (S5/S6) shown

Ⓐ Ⓑ Ⓒ Ⓓ Ⓔ Ⓕ Ⓖ Ⓗ Ⓘ

HOW TO ORDER

Indicate the following information on order form:
1. Quantity of each item.
2. Model number, including options. See "How To Build a Model Number".
3. Any special service required.

Note: • The □ indicates that a choice is required.
- The absence of the □ indicates that no choice is required.
- Alpha-numeric characters in place of □ indicate that no other alternatives are available.

HOW TO BUILD A MODEL NUMBER

Ⓐ Select basic model/edge style.

NT	- No optional top (steel)
74P	- 3/4" laminate top w/74P edge band

Ⓑ Select front/pull style.

S5	- Steel/satin chrome beveled pull
S6	- Steel/black beveled pull
S2	- Steel/aluminum metric
S3	- Steel/aluminum bow tie
S4	- Steel/nickel bow tie
L2	- Laminate/aluminum metric
L3	- Laminate/aluminum bow tie
L4	- Laminate/nickel bow tie

Ⓒ Select base style.

4CW	- 4 black casters (2 locking)
PLNT	- Traditional Plinth Base

Ⓓ Select unit color.
Refer to the **Product Color Options** page in this price list.

Ⓔ Select surface finish.
Refer to the **Product Color Options** page in this price list.
Surface finish offerings are based on edge style selections.

Ⓕ Select edge color.
Refer to the **Product Color Options** page in this price list.
Edge color offerings are based on edge style selections.

Ⓖ Select front surface finish.
Refer to the **Product Color Options** page in this price list.

Ⓗ Select lock option.

KS	- Key standard
NLC	- No lock core
KA	- Key alike

Ⓘ Select lock color.
Refer to the **Product Color Options** page in this price list.

FINISH INFORMATION

Additional Laminate Offering
Additional laminates beyond KI standard offering, are available with two weeks extended leadtime. To specify additional laminates, use these designators followed by the supplier's color/pattern code:

Formica - LF/supplier's color pattern code
Nevamar - LN/supplier's color pattern code
Wilsonart - LW/supplier's color pattern code

KI's standard laminate finish is the supplier's recommended finish for that color/pattern.
Note: Nonstandard laminates from these suppliers (example: textured laminates) require a Product Modification Request.
Contact customer service for details.

SPECIAL SERVICES

Special Carton Marking

With specially marked information	N/C

Shipping
Ships **assembled, FOB Pembroke, ON K8A 0E1, freight prepaid.** Freight class 100.

Specifications and prices are subject to change without prior notice.

All Terrain® Storage Towers
66" Triple Module Wardrobes

All Terrain® Storage Towers
66" Triple Module Wardrobes

	MODEL	W x D x H	MODEL NUMBER Basic Model/ Edge Style	Front Pull Style	Base	Unit Color	Surf. Finish	Edge Color	Lock Option	Lock Color	Approx. Packaged Weight	S5 & S6 Steel Front Beveled Pull	S2, S3 & S4 Steel Front Bow Tie or Metric Pull
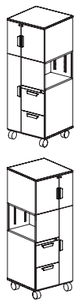	**66" Unit with Locker** • One 24" wide cupboard with shelf holds one (22-1/2") row of books/binders • One 9" wide front wardrobe open left or right • One 15" deep side bookcase holds one (22-1/2") row of books/binders • One drawer lock • Two drawers - 15" wide by 12" high • Beveled pull (S5/S6) shown	24 x 24 x 67-5/16"	AT66243MW41ALPF-NT	□□	□□	□□			□□	□□	196.0#	$ 3259	$ 3390
		24 x 24 x 67-5/16"	AT66243MW41ALPF-74P	□□	□□	□□	□□□	□□□	□□	□□	196.0#	3435	3564
		24 x 24 x 67-5/16"	AT66243MW41BLOF-NT	□□	□□	□□			□□	□□	196.0#	3259	3390
		24 x 24 x 67-5/16"	AT66243MW41BLOF-74P	□□	□□	□□	□□□	□□□	□□	□□	196.0#	3435	3564
AS66													
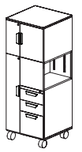	**66" Unit with Locker** • One 24" wide cupboard with shelf holds one (22-1/2") row of books/binders • One 9" wide front wardrobe open left or right • One 15" deep side bookcase holds one (22-1/2") row of books/binders • One drawer lock • Two drawers - 15" wide by 6" high • One drawer - 15" wide by 12" high • Beveled pull (S5/S6) shown	24 x 24 x 67-5/16"	AT66243MW41ALPG-NT	□□	□□	□□			□□	□□	202.0#	$ 3564	$ 3721
		24 x 24 x 67-5/16"	AT66243MW41ALPG-74P	□□	□□	□□	□□□	□□□	□□	□□	202.0#	3739	3895
		24 x 24 x 67-5/16"	AT66243MW41BLOG-NT	□□	□□	□□			□□	□□	202.0#	3564	3721
		24 x 24 x 67-5/16"	AT66243MW41BLOG-74P	□□	□□	□□	□□□	□□□	□□	□□	202.0#	3739	3895
AS66				Ⓑ	Ⓒ	Ⓓ	Ⓔ	Ⓕ	Ⓖ	Ⓗ			

HOW TO ORDER

Indicate the following information on order form:
1. Quantity of each item.
2. Model number, including options. See "How To Build a Model Number".
3. Any special service required.

Note: • The □ indicates that a choice is required.
- The absence of the □ indicates that no choice is required.
- Alpha-numeric characters in place of □ indicate that no other alternatives are available.

HOW TO BUILD A MODEL NUMBER

Ⓐ Select basic model/edge style.

NT	- No optional top (steel)
74P	- 3/4" laminate top w/74P edge band

Ⓑ Select front/pull style.

S5	- Steel/satin chrome beveled pull
S6	- Steel/black beveled pull
S2	- Steel/aluminum metric
S3	- Steel/aluminum bow tie
S4	- Steel/nickel bow tie

Ⓒ Select base style.

4CW	- 4 black casters (2 locking)
PLNT	- Traditional Plinth Base

Ⓓ Select unit color.
Refer to the **Product Color Options** page in this price list.

Ⓔ Select surface finish.
Refer to the **Product Color Options** page in this price list.
Surface finish offerings are based on edge style selections.

Ⓕ Select edge color.
Refer to the **Product Color Options** page in this price list.
Edge color offerings are based on edge style selections.

Ⓖ Select lock option.

KS	- Key standard
NLC	- No lock core
KA	- Key alike

Ⓗ Select lock color.
Refer to the **Product Color Options** page in this price list.

FINISH INFORMATION

Additional Laminate Offering
Additional laminates beyond KI standard offering, are available with two weeks extended leadtime.
To specify additional laminates, use these designators followed by the supplier's color/pattern code:

Formica - LF/supplier's color pattern code
Nevamar - LN/supplier's color pattern code
Wilsonart - LW/supplier's color pattern code

KI's standard laminate finish is the supplier's recommended finish for that color/pattern.
Note: Nonstandard laminates from these suppliers (example: textured laminates) require a Product Modification Request.
Contact customer service for details.

SPECIAL SERVICES

Special Carton Marking

With specially marked information	N/C

Shipping
Ships **assembled, FOB Pembroke, ON K8A 0E1, freight prepaid.** Freight class 100.

Specifications and prices are subject to change without prior notice.

All Terrain® Storage Towers
Accessories

All Terrain® Storage Towers
Accessories

	MODEL	W x D x H	MODEL NUMBER Basic Model/ Edge Style Ⓐ	MODEL NUMBER Unit Color Ⓑ	Approx. Packaged Weight	Delivered Pricing
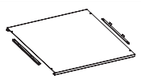 ATAC	**Adjustable Blank Shelf** • Blank shelf for bookcase or cupboard modules	15 x 24 x 3/4"	ATAC/1524BS	□□	5.0#	$ 86
		21 x 24 x 3/4"	ATAC/2124BS	□□	6.0#	98
		24 x 15 x 3/4"	ATAC/2415BS	□□	5.0#	86
		24 x 24 x 3/4"	ATAC/2424BS	□□	7.0#	102
		30 x 24 x 3/4"	ATAC/3024BS	□□	9.0#	118
		9 x 24 x 3/4"	ATAC/924BS	□□	3.0#	80
 HRDPT	**4" Caster Kit** • Four casters with twin 3-15/16" diameter wheels • Contains two locking and two non-locking casters • Black hub, black caster	4"	2.KP80395		1.0#	$ 123
 ATAC	**Caster Mount Kit - Inset** • Inset caster mount kit • Casters not included • Not to be used on pedestals • Angles casters 5°		ATAC/4I		1.5#	$ 72

HOW TO ORDER

Indicate the following information on order form:
1. Quantity of each item.
2. Model number, including options. See "How To Build a Model Number".
3. Any special service required.

Note: • The □ indicates that a choice is required.
- The absence of the □ indicates that no choice is required.
- Alpha-numeric characters in place of □ indicate that no other alternatives are available.

HOW TO BUILD A MODEL NUMBER

Ⓐ Select basic model/edge style.

74P	- 3/4" laminate top w/74P edge band

Ⓑ Select unit color.
Refer to the **Product Color Options** page in this price list.

SPECIAL SERVICES

Special Carton Marking

With specially marked information	N/C

Shipping

Ships **assembled, FOB Pembroke, ON K8A 0E1, freight prepaid.** Freight class 70.

Specifications and prices are subject to change without prior notice.

All Terrain® Storage Towers
Accessories

All Terrain® Storage Towers
Accessories

	MODEL	Features	W	MODEL NUMBER Basic Model	MODEL NUMBER Unit Color	Approx. Packaged Weight	Delivered Pricing
 ATAC	**Caster Mount Kit - Outrigger** • Outrigger caster mount kit • Casters not included • Not to be used on pedestals			ATAC/T4R	□□	2.0#	$ 158
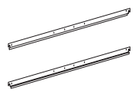 ATAC	**Type A Folder Bar** • Files one row legal or letter, side-to-side • Black finish only		21”	ATAC/21FBA		1.0#	$ 50
			24”	ATAC/24FBA		1.0#	50
			30”	ATAC/30FBA		3.0#	50
 ATAC	**Type K Folder Bar** • Converts side-to-side filing to front-to-back filing • One set (two bars) required per row of filing • Legal or letter • Black finish only		20.313”	ATAC/TFBK		5.0#	$ 50
 ATAC	**Touch-Up Paint - Steel** • One-ounce brush application touch-up paint for painted steel			ATAC/97003	□□	1.5#	$ 51
HRDPT	**P-Series Keys** • Double bit design • Range of 200 different core/key numbers available • Must specify lock number(s) requested when ordering cut key or lock core/key sets	Lock Core/2 Key Set - Black		2.KP20522		0.4#	$ 15
		Lock Core/2 Key Set - Satin Chrome		2.KP20522.SC		0.4#	15
		Master Key		2.KP20550		0.2#	11
		Extractor Key		2.KP20551		0.2#	11
		Blank Key		2.KP20552		0.2#	3
		Cut Key		2.KP20557		0.2#	4
				Ⓐ	Ⓑ		

HOW TO ORDER

Indicate the following information on order form:
1. Quantity of each item.
2. Model number, including options. See “How To Build a Model Number”.
3. Any special service required.

Note: • The □ indicates that a choice is required.
• The absence of the □ indicates that no choice is required.
• Alpha-numeric characters in place of □ indicate that no other alternatives are available.

HOW TO BUILD A MODEL NUMBER

Ⓐ Select basic model.

Ⓑ Select unit color.
Refer to the **Product Color Options** page in this price list.

SPECIAL SERVICES

Special Carton Marking

With specially marked information N/C

Shipping

Ships **assembled, FOB Pembroke, ON K8A 0E1, freight prepaid.** Freight class 70.

Specifications and prices are subject to change without prior notice.

All Terrain® Storage Towers
Accessories

All Terrain® Storage Towers
Accessories

	MODEL	MODEL NUMBER Basic Model	Approx. Packaged Weight	Delivered Pricing
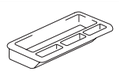 ATAC	**Pencil Tray** • For 3” pencil and 6” box drawers • Black finish only • Priced each	ATAC/PENTRAY	0.5#	$ 10
 ATAC	**6” Partition** • For 6” box drawers • Black finish only • Priced each	ATAC/D6	0.5#	$ 6
 ATAC	**Hangin Folder Partition** • For 12” file drawers • Black finish only • Priced each	ATAC/D12	1.0#	$ 10
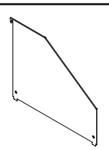 ATAC	**Binder Drawer Divider** • For storage tower binder drawers • Black finish only • Priced each	ATAC/STBDD	1.0#	$ 49
		Ⓐ		

HOW TO ORDER

Indicate the following information on order form:
1. Quantity of each item.
2. Model number, including options. See “How To Build a Model Number”.
3. Any special service required.

Note: • The ☐ indicates that a choice is required.
- The absence of the ☐ indicates that no choice is required.
- Alpha-numeric characters in place of ☐ indicate that no other alternatives are available.

HOW TO BUILD A MODEL NUMBER

Ⓐ Select basic model.

SPECIAL SERVICES

Special Carton Marking

With specially marked information N/C

Shipping

Ships **assembled, FOB Pembroke, ON K8A 0E1, freight prepaid.** Freight class 70.

Specifications and prices are subject to change without prior notice.

All Terrain® AV Towers
General Information

AV TOWERS

General Information
All Terrain AV towers are available in one size with two configurations. They have the same size, general look, and finish options as the 66" high x 30" wide All Terrain storage towers. Both configurations include a top module that is a special AV cupboard module. One configuration has an AV media drawer lower module, which is specially configured for AV media. The other configuration has an AV cupboard module similar to the top module. Reinforced shelves support AV equipment and include wire apertures. The AV cupboard modules include apertures with grommets between modules (in cupboard/cupboard option) and through the back for wire management and wraparound 270° hinges.

Options
AV towers have all of the options available for 66" All Terrain storage towers.

Height, Depth and Width
All Terrain AV towers are 67-11/32" high x 30" wide x 24" deep.

Basic Shell
All Terrain AV tower unit is of modular construction and consists of top, cupboard and drawer modules on a base. The upper module is always a cupboard.

Upper Cupboard/Lower Cupboard
The module consists of a one-piece wrapper (sides, back and front face) with two structural upright frames and a welded-in bottom. In the upper module, both the bottom and back of the unit have two 1-1/2" diameter grommeted holes for wire management.

The wrapper is formed 20-gauge C.R.S. The wrapper is formed with 3/4" flanges along the two vertical sides. An additional flange is formed inwards for additional strength and accepts the upright interior side panels. The top and bottom edges are formed with a 1" flange with appropriate holes for fastening the top and lower module.

The upright components are 18-gauge channel-formed sections electrospot-welded together into a structural box frame. The frame consists of two vertical channels with lugging to accept the adjustable shelf, a top and bottom member. There are two frames: one at the front of the cabinet and one at the back.

A 20-gauge bottom with 3/4" side, front and back flanges is welded to the wrappers.

Adjustable Shelf
The 20-gauge shelf has multiple return flanges front and back for superior strength. Notched side flanges slip into the lugging on the upright members of the case providing an integral shelf bracket. Two 18-gauge top hat channel sections are welded to the shelf stops short of the back of the case providing as space for wires to be routed.

Drawer Unit
The drawer module is identical in construction to the All Terrain storage tower drawer modules. The drawer configuration is intended for AV media. The drawer combination includes a 4-1/2" drawer for media including VHS tapes and CD's, a 7-1/2" drawer for media including DVD's and a 12" drawer for training documents such as letter-sized files or binders.

Locks
Locks are standard on all All Terrain towers. Locks are a high-security double-bit design.One KI break-away key and one standard key are included with each lock. Units are standard with random keys in a range of 200 different numbers. Note that All Terrain units with multiple locks are keyed alike as standard. Specific key combinations are available at no additional charge. This information must be included with the order.

Locks can be master keyed. Please see the accessories sections of this price book for ordering keys. Available keys are:
- Lock Core/Keys - Lock core and 2 keys are used in P-Series lock housings. Indicate in order notes if a specific core number is required.
- Master Key - Single key which opens any P-Series lock.
- Extractor Key - Single key which extracts any P-Series lock core.
- Blank Key - Single uncut P-Series key to be cut as required by locksmith.
- Cut Key - 2 keys for a specific P-Series lock core number as indicated in the order notes.

All locks have removable and interchangeable plugs. This feature provides for on-site custom keying. Units can be supplied with the lock plugs installed or shipped separately. To install or remove lock plugs, a unique key is required. This key is the extractor (core-removal) key and can be found in the storage accessories portions of this price book. Contact customer service to order lock accessories. To order plugs for field installation, specify "lock plugs not installed" on order. Order must specify total quantity of specific key numbered locks.

Door Front/Pull Style

S2
Steel Door
Metric Pull



L2
Laminate Door
Metric Pull



S3, S4
Steel Door
Bow Tie Pull



L3, L4
Laminate Door
Bow Tie Pull



S5, S6
Steel Door
Beveled Pull



PR, PL
Acrylic Door



AV Tower Drawers
Inside Drawer Dimensions

30" W
Lateral

	W	D	H
4 1/2" Box	26 3/4"	19 5/16"	3 25/32"
7 1/2" Box	26 3/4"	19 21/32"	6 27/32"
12" File	26 3/4"	19 21/32"	11 7/16"

Lateral File
Filing Configurations

30" W
Lateral

Letter and Multi-media — side-to-side
- 26 3/4" lineal inch capacity

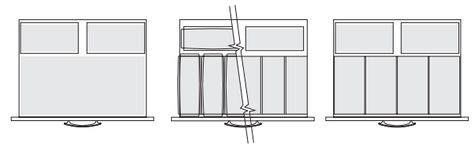

Letter — front-to-back
- Requires two sets of ATAC/FBK
- 38 1/2 lineal inch capacity

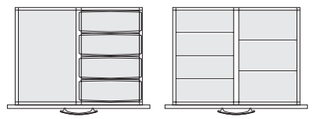

All Terrain® AV Towers
66" Towers

KI

All Terrain® AV Towers
66" Towers

	MODEL	W x D x H	MODEL NUMBER: Basic Model/ Edge Style	Front Pull Style	Base	Unit Color	Surface Finish	Edge Color	Front Surface Finish	Lock Option	Lock Color	Approx. Packaged Weight	S5 & S6 Steel Front Beveled Pull	S2, S3 & S4 Steel Front Bow Tie or Metric Pull	L2, L3 & L4 Laminate Front Bow Tie or Metric Pull
 ATAV	**AV Cupboard** • One cupboard - 30" W x 43" H x 24" D, open front with wire apertures in back, two adjustble shelves and lock • One cupboard - 30" W x 24" H x 24" D, open front with wire apertures in back,adjustable shelf and lock • Beveled pull (S5/S6) shown	30 x 24 x 67"	AV66302MA-NT	□□	□□□	□□			□□□	□□	□□□	215.0#	$ 3176	$ 3280	$ 4005
		30 x 24 x 67"	AV66302MA-74P	□□	□□□	□□	□□□	□□□	□□□	□□	□□□	215.0#	3266	3364	4005
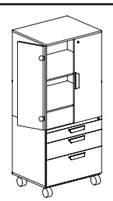 ATAV	**AV Cupboard and File** • One cupboard - 30" W x 43" H x 24" D, open front with wire apertures in back, two adjustble shelves and lock • One drawer 30" W x 4-1/2" H • One drawer 30" W x 7-1/2" H • One drawer 30" W x 12" H • Beveled pull (S5/S6) shown	30 x 24 x 67"	AV66302MB-NT	□□	□□□	□□			□□□	□□	□□□	225.0#	$ 3390	$ 3518	$ 4295
		30 x 24 x 67"	AV66302MB-74P	□□	□□□	□□	□□□	□□□	□□□	□□	□□□	225.0#	3476	3602	4295
			Ⓐ	Ⓑ	Ⓒ	Ⓓ	Ⓔ	Ⓕ	Ⓖ	Ⓗ	Ⓘ				

HOW TO ORDER

Indicate the following information on order form:
1. Quantity of each item.
2. Model number, including options. See "How To Build a Model Number".
3. Any special service required.

Note: • The □ indicates that a choice is required.
• The absence of the □ indicates that no choice is required.
• Alpha-numeric characters in place of □ indicate that no other alternatives are available.

HOW TO BUILD A MODEL NUMBER

Ⓐ Select basic model/edge style.

NT	- No optional top (steel)
74P	- 3/4" laminate top w/74P edge band

Ⓑ Select front/pull style.

S5	- Steel/satin chrome beveled pull
S6	- Steel/black beveled pull
S2	- Steel/aluminum metric
S3	- Steel/aluminum bow tie
S4	- Steel/nickel bow tie
L2	- Laminate/aluminum metric
L3	- Laminate/aluminum bow tie
L4	- Laminate/nickel bow tie

Ⓒ Select base style.

4CW	- 4 bl/wh casters (2 locking)
PLNT	- Traditional Plinth Base

Ⓓ Select unit color.
Refer to the **Product Color Options** page in this price list.

Ⓔ Select surface finish.
Refer to the **Product Color Options** page in this price list.
Surface finish offerings are based on edge style selections.

Ⓕ Select edge color.
Refer to the **Product Color Options** page in this price list.
Edge color offerings are based on edge style selections.

Ⓖ Select front surface finish.
Refer to the **Product Color Options** page in this price list.

Ⓗ Select lock option.

KS	- Key standard
NLC	- No lock core
KA	- Key alike

Ⓘ Select lock color.
Refer to the **Product Color Options** page in this price list.

FINISH INFORMATION

Additional Laminate Offering
Additional laminates beyond KI standard offering, are available with two weeks extended leadtime.
To specify additional laminates, use these designators followed by the supplier's color/pattern code:

Formica - LF/supplier's color pattern code
Nevamar - LN/supplier's color pattern code
Wilsonart - LW/supplier's color pattern code

KI's standard laminate finish is the supplier's recommended finish for that color/pattern.
Note: Nonstandard laminates from these suppliers (example: textured laminates) require a Product Modification Request.
Contact customer service for details.

SPECIAL SERVICES

Special Carton Marking

With specially marked information	N/C

Shipping
Ships **assembled, FOB Pembroke, ON K8A 0E1, freight prepaid.** Freight class 100.

Specifications and prices are subject to change without prior notice.

All Terrain® AV Towers
Accessories

All Terrain® AV Towers
Accessories

	MODEL	W x D x H	MODEL NUMBER Basic Model/ Edge Style	MODEL NUMBER Unit Color	Approx. Packaged Weight	Delivered Pricing
 ATAC	**Adjustable Blank Reinforced Shelf** • Blank shelf for AV cupboard		ATAC/3024RS	□□	12.0#	$ 162
 HRDPT	**4" Caster Kit** • Four casters with twin 3-15/16" diameter wheels • Contains two locking and two non-locking casters • Black hub, black caster	4"	2.KP80395		1.0#	$ 123
 ATAC	**Caster Mount Kit - Inset** • Inset caster mount kit • Casters not included • Not to be used on pedestals • Angles casters 5°		ATAC/4I		1.5#	$ 72
			Ⓐ	Ⓑ		

HOW TO ORDER

Indicate the following information on order form:
1. Quantity of each item.
2. Model number, including options. See "How To Build a Model Number".
3. Any special service required.

Note: • The □ indicates that a choice is required.
- The absence of the □ indicates that no choice is required.
- Alpha-numeric characters in place of □ indicate that no other alternatives are available.

HOW TO BUILD A MODEL NUMBER

Ⓐ Select basic model/edge style.

74P	- 3/4" laminate top w/74P edge band

Ⓑ Select unit color.
Refer to the **Product Color Options** page in this price list.

SPECIAL SERVICES

Special Carton Marking

With specially marked information	N/C

Shipping

Ships **assembled, FOB Pembroke, ON K8A 0E1, freight prepaid.** Freight class 70.

Specifications and prices are subject to change without prior notice.

All Terrain® AV Towers
Accessories

All Terrain® AV Towers
Accessories

	MODEL	Features	W x D x H	MODEL NUMBER Basic Model	MODEL NUMBER Unit Color	Approx. Packaged Weight	Delivered Pricing
	**Caster Mount Kit - Outrigger** • Outrigger caster mount kit • Casters not included • Not to be used on pedestals			ATAC/T4R	□□	2.0#	$ 158
ATAC							
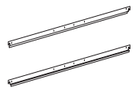	**Type A Folder Bar** • Files one row legal or letter, side-to-side • Black finish only		30”	ATAC/30FBA		3.0#	$ 50
ATAC							
	**Type K Folder Bar** • Converts side-to-side filing to front-to-back filing • One set (two bars) required per row of filing • Legal or letter • Black finish only		20.313”	ATAC/TFBK		5.0#	$ 50
ATAC							
	**Touch-Up Paint - Steel** • One-ounce brush application touch-up paint for painted steel			ATAC/97003	□□	1.5#	$ 51
ATAC							
HRDPT	**P-Series Keys** • Double bit design • Range of 200 different core/key numbers available • Must specify lock number(s) requested when ordering cut key or lock core/key sets	Lock Core/2 Key Set - Black		2.KP20522		0.4#	$ 15
		Lock Core/2 Key Set - Satin Chrome		2.KP20522.SC		0.4#	15
		Master Key		2.KP20550		0.2#	11
		Extractor Key		2.KP20551		0.2#	11
		Blank Key		2.KP20552		0.2#	3
		Cut Key		2.KP20557		0.2#	4
				Ⓐ	Ⓑ		

HOW TO ORDER

Indicate the following information on order form:
1. Quantity of each item.
2. Model number, including options. See “How To Build a Model Number”.
3. Any special service required.

Note: • The □ indicates that a choice is required.
- The absence of the □ indicates that no choice is required.
- Alpha-numeric characters in place of □ indicate that no other alternatives are available.

HOW TO BUILD A MODEL NUMBER

Ⓐ Select basic model.

Ⓑ Select unit color.
Refer to the **Product Color Options** page in this price list.

SPECIAL SERVICES

Special Carton Marking

With specially marked information N/C

Shipping

Ships **assembled, FOB Pembroke, ON K8A 0E1, freight prepaid.** Freight class 70.

Specifications and prices are subject to change without prior notice.

1330 Bellevue Street
P.O. Box 8100
Green Bay, WI 54308-8100
800.424.2432
ki.com

KI and Furnishing Knowledge are registered
trademarks of Krueger International, Inc.

© 2020 Krueger International, Inc.
All Rights Reserved.
Code KI-PLW-000226/KI/PDF

Furnishing Knowledge®

ALTUS® SEATING

PRICE LIST

January 3, 2011

Updated October 3, 2022

800.424.2432

Contents

Refer to KI Terms & Conditions document or visit ki.com.

Contents

Refer to KI Terms & Conditions document or visit ki.com.

Ordering COM, COL and COV

Information 3

Altus®

General Information 4
Product Color Options 5
Task Chair 6
Altus Slip Covers 7

Ordering COM, COL and COV
Information

Ordering COM, COL and COV
Information

How to Specify C.O.M. Upholstery
Textile designs often have intricate patterns. Not all individuals will interpret fabric direction in the same manner.

As a standard procedure, KI cuts fabrics off the roll in a horizontal fashion as shown in Diagram A at the right. By cutting in this fashion, most waste is eliminated. Our requirements for yardage in this book are based on this type of cutting. When directional or patterned fabrics are used, they often require more yardage than solid colors.

By providing KI with a completely filled-out copy of the form on this page, we will be able to expedite your order. We find it particularly helpful with directional or patterned upholstery material. It is critical that copies of this form accompany test quantities as well as production quantities of C.O.M.

C.O.M. must be supplied in continuous yardage.

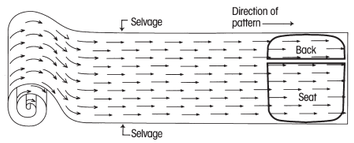

C.O.M., C.O.L. and C.O.V. Testing
KI will require for testing actual yardage to upholster one chair. The testing requirements depend on which chair you have selected on your order.

Test samples will be applied to the order and will be held for 6 months if needed. After 6 months, the sample can no longer be applied to your order. For all products to be tested, send test samples for approval to:

KI
Attn: C.O.M. Specialist
1687 Westminster Drive, Gate 3
Green Bay WI 54302

To expedite the procedure, attach a copy of the "C.O.M. Information Form" on this page.

All C.O.M., C.O.L. and C.O.V. must be labeled with the purchase order number.

C.O.M., C.O.L. and C.O.V. Production
Customer's fabrics and leathers must be approved prior to acceptance for production. Upon test approval, a 1' square sample swatch of upholstery material must accompany the order. KI assumes no responsibility for wear, defects or performance of customer's own fabrics, vinyl or leather. C.O.M., C.O.L. and C.O.V. orders are available on a deferred delivery basis.

Orders for production of C.O.M., C.O.L. and C.O.V. upholstered products are not scheduled for processing until upholstery material is received. Upon receipt, KI will provide an acknowledgement and an estimated shipping date.

KI recommends that leather be ordered in yardage. Leather must be usable. The outer edges cannot be calculated as square feet or yardage.

The C.O.M., C.O.L. and C.O.V. yardage requirements accompanying products in the pricing section are for 10 chairs/seats or less, 54" wide nondirectional material. On larger orders, less material is required.

For exact production yardage requirements, call 1-800-424-2432, ext. 2707.

C.O.M., C.O.L. and C.O.V. Order Processing
For products shipped from Green Bay, WI facility, ship upholstery material to:

KI
Attn: C.O.M. Storage
1687 Westminster Drive, Gate 3
Green Bay, WI 54302

T

For products shipped from Bonduel, WI facility, ship material to:

KI
Attn: C.O.M. Storage
204 West South Street
Bonduel, WI 54107

For products shipped from Ontario, CA facility , ship material to:

Avail/Impress/Kismet/Medical & Laboratory Stools/Pilot
Attn: C.O.M. Storage
1110 S. Mildred Ave.
Ontario, CA 91761

Intricate Patterns
In the event of specific requirements for positioning of intricate patterns or pattern repeats on seats and backrests, provide a sketch noting requirements, as in Diagram B, along with materials for testing, and with the order.

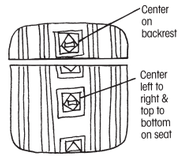

Diagram B

Treated Materials
If C.O.M. requires processing such as Scotchgard® or acrylic backing, it often shrinks. To prevent delays in delivery or back ordering due to shrinkage, please have your processor remeasure after processing and assure adequate yardage shipment.

Split Orders
If a portion of the shipment which does not require C.O.M., C.O.L. or C.O.M. applications is to be processed and shipped early, KI will enter the order immediately at your request. These split shipments are subject to minimum order changes.

Excess Upholstery Material
KI will dispose of excess upholstery material at the time of shipment unless expressly requested to return it with the product shipment.

Cancelled or Changed Orders
KI assumes no responsibility for extra C.O.M., C.O.L. or C.O.V. material due to a change of upholstery or cancellation of an order. It is the customer's responsibility to arrange for return of this material.

Contact the C.O.M. Specialist at 1-800-424-2432, ext. 2707, with questions or to verify a split order.

C.O.M., C.O.L and C.O.V. Information Form

A copy of this form should accompany test requests and production orders. Please fill it out completely, and, if your order has been acknowledged, provide the acknowledgement number.

Purchasing Agent (Dealer or buying organization)

Attention

Address

City State Zip

Project Name

Type of seating and number of units of each type

Please see information below and check the appropriate box.

☐ Submitted for testing.

Purchase Order Number

☐ Test approved. Submitted for production.

KI Acknowledgement Number

In all instances, send this form to the C.O.M. Specialist.

☐ A Selvage Top and Bottom



☐ B Selvage Side and Side



C.O.M. SHIPPING LOCATION

Architectural Walls
- Evoke ..... MN
- Genius Walls ..... MN

Casegoods
- Aristotle Tackboards ..... MN
- Likha Tackboards ..... MN

Classroom Furniture
- Intellect Wave Chairs ..... GB
- Learn2 ..... GB
- Ruckus ..... GB

Desking
- 700 Series Desking ..... KP
- Balance Overheads ..... MN
- Genesis Desking ..... MN
- True Desking ..... KP
- Universal Overheads ..... MN
- WorkZone Desking ..... MN

Files & Storage
- 700 Series Pedestal Cushion ..... GB
- Connection Zone Pads ..... BW
- U-Series Pedestal Cushion ..... GB
- Tattoo ..... BW

Fixed Seating
- Concerto Auditorium Seating ..... BW
- Single Pedestal Seating ..... GB
- Jury Base Seating ..... GB
- Lancaster Auditorium Seating ..... BW
- Sequence Seating ..... GB
- University Seating ..... GB

Panel Systems
- All Terrain ..... KP
- Balance Overheads ..... MN
- System 3000 ..... MN
- Universal Overheads ..... MN
- Wireworks ..... MN
- Unite ..... MN

Residence Hall Furniture
- RoomScape Furniture ..... MN

Screens
- All Terrain ..... KP
- Connection Zone ..... BW
- True/Volition ..... KP
- Genesis ..... KP
- Tattoo ..... MN
- Universal ..... BW

Seating
- 400 Series Folding Chairs ..... BW
- 600 Series Folding Chairs ..... BW
- 600 Series Stools ..... BW
- Affina Collection ..... HN
- Altus Task Chairs ..... GB
- Apply Stack Chairs ..... GB
- Auditorium Folding Chairs ..... BW
- Calida Lounge Seating ..... HN
- Diem Task Chairs ..... OM
- Doni Collection ..... GB
- FourC Seating ..... GB
- Gladly Lounge Seating ..... VQ
- Grazie Seating ..... GB
- Hiatus Sleeper Bench ..... HN
- Hub Modular Lounge Seating ..... HN
- Impress Task Chairs ..... OM
- Impress Ultra Task Chairs ..... OM
- Jessa Lounge Seating ..... HN
- Jubilee Lounge Seating ..... VQ
- Katera Guest Chair ..... GB
- Kurv Benches ..... HN
- LaResta Day Beds ..... HN
- LimeLite ..... GB
- Lyra Lounge Seating ..... HN
- Maestro Stack Chairs ..... GB
- Matrix Stack Chairs ..... GB
- Medical & Laboratory Stools ..... OM
- MyPlace Lounge Seating ..... HN
- MyWay Seating ..... HN
- Oath Task Chairs and Stools ..... GB
- Opt4 ..... GB
- Pilot Task Chairs ..... OM
- Promenade Seating System ..... BW
- Ruckus ..... GB
- Sela Lounge Seating ..... HN
- Sift Task Chairs ..... GB
- Signia Task Chairs and Stools ..... OM
- Soltice Metal Collection ..... HN
- Soltice Multiple, Healthcare & Guest ..... HN
- Soltice II Healthcare Seating ..... HN
- Strive Multiple, Stack & Task ..... GB
- Sway ..... BW
- Tattoo ..... HN
- Torsion-on-the-Go! Nesting Chairs ..... GB
- Torsion Air Stack and Task Seating ..... GB
- Zoetry ..... HN

KI Manufacturing Sites - Customer's Own Material Shipment Manufacturing Site Addresses

BW
KI Bonduel
Attn: COM Storage
204 West South St.
Bonduel, WI 54107

HN
KI High Point
Attn: COM Storage
217 Feld Avenue
High Point, NC 27263

MN
KI Manitowoc
Attn: COM Storage
1400 S. 41st St.
Manitowoc, WI 54220

VQ
KI
Attn: COM Fabrics
6892 Marlin Circle
La Palma, CA 90623

GB
KI Green Bay
Attn: COM Storage
1687 Westminster Drive - Gate 3
Green Bay, WI 54302

KP
KI Pembroke
Attn: COM Storage
1000 Olympic Dr.
Pembroke, Ontario K8A6X7

OM
KI
Attn: COM Storage
1110 S. Mildred Ave.
Ontario, CA 91761

© 2022 Krueger International Inc. All Rights reserved. Code KI-FF-000059/KI/PDF/0822

Altus®
General Information



Conference Loop Armchair (ALTCLA)



Fabric Task Armless Chair (ALTUNA)



Fabric Task Headrest Adjustable Armchair (ALTUAA)

Features			
Back flex		•	•
Swivel and tilt	•		
Glides option	•		
General Dimensions			
Seat width	18-1/2"	18"	18"
Seat depth	17-1/4"	15-1/2 - 18"	15-1/2 - 18"
Seat height	16-1/4 - 19-1/2"	16-1/4 - 20-3/4"	16-1/4 - 20-3/4"
Arm height	8-3/4"		6-1/4 - 9-1/4"
Inside distance between arms	19-3/4"		19"
Overall Dimensions			
Width	24"	26"	26"
Depth	24"	26"	26"
Height	35-1/4 - 38-1/2"	39-1/2 - 44"	39-1/2 - 44"
Base diameter	24"	26"	26"



Mesh Task Armless Chair (ALTMNA)



Mesh Task Headrest Adjustable Armchair (ALTMAA)



Mesh Task Fixed T-Armchair (ALTMFA)

Features			
Back flex	•	•	•
Swivel only			
Glides			
General Dimensions			
Seat width	18"	18"	18"
Seat depth	17-1/4 - 19-3/4"	17-1/4 - 19-3/4"	17-1/4 - 19-3/4"
Seat height	17 - 21-3/4"	17 - 21-3/4"	17 - 21-3/4"
Arm height		7-1/4 - 9-1/4"	7-1/4"
Inside distance between arms		20"	20"
Overall Dimensions			
Width	26"	27"	27"
Depth	26"	26"	26"
Height	38-3/4 - 43-1/2"	38-3/4 - 43-1/2"	38-3/4 - 43-1/2"
Base diameter	26"	26"	26"

SPECIFICATIONS

Mechanism (Fabric and Mesh Task Chair)
Reinforced plastic base on cast aluminum housing with three control levers. One lever activates the pneumatic cylinder for a range in seat height. The second lever controls the back tilt angle, which has four settings. The third lever adjusts the tilt force and is located at the side of the chair for ease of use.

Mechanism (Conference Chair)
Swivel tilt mechanism is a stamped steel dual housing which includes swivel and tilt tension. Steel handle with molded urethane paddle controls seat height adjustments along with single lock-out or free-float action. Standard seat height range adjusts from 16-1/4" to 19-1/2". An auto height/auto return pneumatic cylinder option is available which returns the chair to its original front-facing and highest position.

Backrest (Conference and Mesh Task Chair)
A black reinforced plastic frame with mesh insert.

Backrest (Fabric Task Chair)
Flannel plastic back liner with polyurethane foam and a replaceable fabric slip cover attached to a black reinforced plastic frame. A plastic strip sewn to the edge of the fabric slip cover slides into a channel in the back liner.

Seat (Fabric and Mesh Task Chair)
Plastic seat liner and polyurethane foam covered with a replaceable fabric slip cover. The fabric slip cover is attached to the seat with Velcro.

Seat (Conference Chair)
Seat foam, upholstery, and underseat plastic liner are one unit which is field-replaceable.

Seat Slide (Fabric and Mesh Task Chair)
Seat depth is adjustable to one of five settings.

Adjustable Lumbar (Mesh Task Chair)
Optional clear adjustable lumbar has two control levers. One adjusts the lumbar height and the other adjusts the lumbar depth. Levers telescope and retract for ease of use.

Headrest
Upholstered in black faux leather. The headrest pad rotates forward or backward (Mesh Task Chair) or adjusts vertically and forward or backward (Fabric Task Chair). The Fabric Task Chair headrest automatically maintains a supportive position as the user tilts back. Headrests are field-installed.

Adjustable Arm (Fabric Task Chair)
Black molded arm cap is mounted to a reinforced black plastic arm post. The arm cap is made of TPU (thermal polyurethane), a non-irritating, recyclable material which is soft to the touch. It has 2" of depth adjustment and 3" of height adjustment. The arm caps pivot to provide a 4" range between the arm caps from 17 - 21".

Adjustable Arm (Mesh Task Chair)
Black molded polyurethane arm cap is mounted to a reinforced black plastic arm post. It has 2" of depth adjustment and 2" of height adjustment. The arm caps pivot to provide a 5-3/4" range between the arm caps from 16-3/4 - 22-1/2".

Fixed T-Arm and Loop Arm
Black reinforced plastic arm.

Base
Two 26" five-blade base options are available: a reinforced black nylon base or a polished aluminum base.

Casters
Double wheel black carpet or hard surface casters are molded of reinforced plastic. A reinforced plastic glide option is available on the Conference Chair.

INFORMATION

C.O.M. Testing and Production Requirements
Not all materials are suitable for upholstering this product. A 1 yd. x 54" sample must be submitted and approved prior to acceptance of an order. If the fabric is directional in pattern or weave, the direction must be indicated on the submitted sample, and additional yardage may be requested.

Test sample must be sent to:

KI
Attn: C.O.M. Storage
1687 Westminster Drive - Gate 3
Green Bay, WI 54302

C.O.M. Availabilty
C.O.M. is only offered on the Mesh Task Chair.

Fabric Disclaimer
Fabric will be applied as swatched by the fabric manufacturer. Fabric that is required to be applied differently than is swatched will need a Product Modification Request written specifying the direction the fabric is to be applied.

24/7
Altus Fabric Task and Mesh Task chairs can be used in 24/7 applications.

INFORMATION

Warranty
Refer to KI Terms & Conditions document or visit ki.com

Altus®
Product Color Options

Base Finish

Aluminum base	A
Black plastic base	P

Aluminum base requires an upcharge.

Mesh Color

Black	AMBL
Champagne	AMCM
Grey	AMGR

Altus®
Task Chair

Altus®
Task Chair

	MODEL	Features	MODEL NUMBER: Basic Model	Base Finish	Cylinder Type	Base	Head-rest	Lumbar	Fire Code	Upholstery Color	Mesh Color	Approx. Packaged Weight	Delivered Pricing Fabric Grade A1	Delivered Pricing Grade A1 Leather	Delivered Pricing Fabric Grade 1 & C.O.M.	Delivered Pricing Fabric Grade 2	Delivered Pricing Fabric Grade 3	Delivered Pricing Vinyl Group 2V	Delivered Pricing Pallas Fabric Group P0	Delivered Pricing Pallas Fabric Group P1	Delivered Pricing Pallas Fabric Group P2	Delivered Pricing Pallas Fabric Group P3	Delivered Pricing Pallas Fabric Group P4
 ALTC	**Altus® Conference Chair** • Optional auto-return cylinder • 3 mesh backrest colors • Seat height adjustment • Swivel and tilt	Loop Arm	ALTCLA	☐	☐☐☐	☐			☐☐☐	☐☐☐☐	☐☐☐	42.0#	$ 802	$ 974	$ 824	$ 836	$ 839	$ 839	$ 849	$ 886	$ 899	$ 920	$ 937
 ALTU	**Altus® Fabric Task Chair** • Flex back • Automatic lumbar support	No Arm	ALTUNA	☐		☐	☐☐☐		NFR	☐☐☐☐		64.0#	$ 1275	$ 1691									
		Adjustable Arm	ALTUAA	☐		☐	☐☐☐		NFR	☐☐☐☐		64.0#	1289	1706									
 ALTM	**Altus® Mesh Task Chair** • 3 mesh backrest colors • Flex back • Mesh pocket for lumbar support • Lumbar support is not available with FR	No Arm	ALTMNA	☐		☐	☐☐☐	☐☐☐	☐☐☐	☐☐☐☐	☐☐☐	54.0#	$ 1364	$ 1534	$ 1441	$ 1460	$ 1466	$ 1466	$ 1484	$ 1551	$ 1574	$ 1609	$ 1640
		Adjustable Arm	ALTMAA	☐		☐	☐☐☐	☐☐☐	☐☐☐	☐☐☐☐	☐☐☐	54.0#	1381	1551	1460	1473	1481	1481	1502	1566	1592	1625	1655
		Fixed T-Arm	ALTMFA	☐		☐	☐☐☐	☐☐☐	☐☐☐	☐☐☐☐	☐☐☐	54.0#	1370	1543	1452	1466	1473	1473	1493	1559	1583	1617	1645

Ⓐ Ⓑ Ⓒ Ⓓ Ⓔ Ⓕ Ⓖ Ⓗ Ⓘ

HOW TO ORDER

Indicate the following information on order form:
1. Quantity of each item.
2. Model number, including options. See "How To Build a Model Number".
3. Any special service required.

Note: • The ☐ indicates that a choice is required.
- The absence of the ☐ indicates that no choice is required.
- Alpha-numeric characters in place of ☐ indicate that no other alternatives are available.

HOW TO BUILD A MODEL NUMBER

Ⓐ Select basic model.

Ⓑ Select base finish.

P	- Black plastic base
A	- Aluminum base; add $242

Ⓒ Select cylinder type.

STD	- Standard cylinder
AR	- Auto return cylinder; add $155

Ⓓ Select base option.

G	- Glides (conference only); add $43
C	- Carpet casters
S	- Hard floor casters; add $66

Glides are only used on the Conference Chair.

Ⓔ Select headrest.

NHR	- No headrest
HR	- Headrest; add $147

Ⓕ Select lumbar support.

NLS	- No lumbar support
LS	- Lumbar support; add $131

Lumbar support is not available with FR.

Ⓖ Select fire code.

NFR	- Compliance to TB 117-2013
FR	- Compliance to TB 133

Ⓗ Select upholstery color.
Refer to **ki.com/fabrics**

Ⓘ Select mesh color.
Refer to **ki.com/fabrics**

INFORMATION

California TB133 Fire Safety Code
For California Technical Bulletin 133 compliant models, add the following upcharge.

Model=Conference
Added Lead Time=1 week
Added List Price=$105

Model=Mesh Task
Added Lead Time=1 week
Added List Price=$105

Note: FR is not offered on Leather and is not offered when the optional lumbar support is specified for the Mesh Task chair.

UPHOLSTERY INFORMATION

C.O.M. Upholstery (Mesh Task Chair)
C.O.M. requirement for less than ten chairs is 1 yard of 54" wide nondirectional fabric. For ten or more chairs, it is 1/2 yard of 54" wide nondirectional fabric. For complete information on ordering C.O.M. see "Ordering C.O.M., C.O.V. and C.O.L." section.

SPECIAL SERVICES

Special Carton Marking

With specially marked information	N/C

Shipping
Ships **assembled, FOB Green Bay, WI 54302, freight prepaid.** Freight class 125.

Specifications and prices are subject to change without prior notice.

Altus®
Altus Slip Covers

	MODEL	MODEL NUMBER Basic Model	MODEL NUMBER Upholstery Color	Approx. Packaged Weight	Delivered Pricing Fabric Grade A1	Delivered Pricing Grade A1 Leather	Delivered Pricing Fabric Grade 1 & C.O.M.	Delivered Pricing Fabric Grade 2	Delivered Pricing Fabric Grade 3	Delivered Pricing Vinyl Group 2V	Delivered Pricing Pallas Fabric Group P0	Delivered Pricing Pallas Fabric Group P1	Delivered Pricing Pallas Fabric Group P2	Delivered Pricing Pallas Fabric Group P3	Delivered Pricing Pallas Fabric Group P4
ALTSC	**Conference Chair - Entire Seat** • With foam and upholstery	ALTC.SC.S	□□□□	0.9#	$ 66	$ 235	$ 245	$ 252	$ 270	$ 270	$ 318	$ 332	$ 352	$ 374	$ 408
ALTSC	**Fabric Task Chair - Back Slip Cover**	ALTU.SC.B	□□□□	0.9#	$ 66	$ 235									
ALTSC	**Fabric Task Chair - Seat Slip Cover**	ALTU.SC.S	□□□□	1.0#	$ 66	$ 235									
ALTSC	**Mesh Task Chair - Seat Slip Cover**	ALTM.SC.S	□□□□	0.9#	$ 66	$ 235	$ 81	$ 96	$ 112	$ 112	$ 130	$ 195	$ 208	$ 230	$ 242
		Ⓐ	Ⓑ												

HOW TO ORDER

Indicate the following information on order form:
1. Quantity of each item.
2. Model number, including options. See “How To Build a Model Number”.
3. Any special service required.

Note: • The □ indicates that a choice is required.
- The absence of the □ indicates that no choice is required.
- Alpha-numeric characters in place of □ indicate that no other alternatives are available.

HOW TO BUILD A MODEL NUMBER

Ⓐ Select basic model.

Ⓑ Select upholstery color.
Refer to **ki.com/fabrics**

Ⓒ Select fire code.

NFR	- Compliance to TB 117-2013
FR	- Compliance to TB 133

INFORMATION

Californina TB133 Fire Safety Code

For California Technical Bulletin 133 compliant models, add the following upcharge.

Model=Conference
Added Lead Time=1 week
Added List Price=$105

Model=Mesh Task
Added Lead Time=1 week
Added List Price=$105

Note: FR is not offered on Leather and is not offered when the optional lumbar support is specified for the Mesh Task chair.

UPHOLSTERY INFORMATION

C.O.M. Upholstery (Mesh Task Chair)

C.O.M. requirement for less than ten chairs is 1 yard of 54” wide nondirectional fabric. For ten or more chairs, it is 1/2 yard of 54” wide nondirectional fabric. For complete information on ordering C.O.M. see “Ordering C.O.M., C.O.V. and C.O.L.” section.

SPECIAL SERVICES

Special Carton Marking

With specially marked information	N/C

Shipping

Ships **assembled, FOB Green Bay, WI 54302, freight prepaid.** Freight class 125.

Specifications and prices are subject to change without prior notice.

1330 Bellevue Street
P.O. Box 8100
Green Bay, WI 54308-8100
800.424.2432
ki.com

KI and Furnishing Knowledge are registered
trademarks of Krueger International, Inc.

© 2020 Krueger International, Inc.
All Rights Reserved.
Code KI-PLW-000431/KI/PDF

Furnishing Knowledge®

APPLY®
SEATING

PRICE LIST

January 3, 2011

Updated October 3, 2022

800.424.2432

Contents

Refer to KI Terms & Conditions document or visit ki.com.

Contents

Refer to KI Terms & Conditions document or visit ki.com.

Ordering C.O.M., C.O.L., and C.O.V.
Bonduel, Green Bay, Ontario, and Tupelo 3

Apply® Stack Seating
General Information 4
Product Color Options 6
Chairs 7
Dolly 8
Cafe Stools 9

Apply® Task Seating
General Information 10
Product Color Options 12
Task Chair 13
Task Stool 14

Ordering COM, COL and COV
Information

Ordering COM, COL and COV
Information

How to Specify C.O.M. Upholstery
Textile designs often have intricate patterns. Not all individuals will interpret fabric direction in the same manner.

As a standard procedure, KI cuts fabrics off the roll in a horizontal fashion as shown in Diagram A at the right. By cutting in this fashion, most waste is eliminated. Our requirements for yardage in this book are based on this type of cutting. When directional or patterned fabrics are used, they often require more yardage than solid colors.

By providing KI with a completely filled-out copy of the form on this page, we will be able to expedite your order. We find it particularly helpful with directional or patterned upholstery material. It is critical that copies of this form accompany test quantities as well as production quantities of C.O.M.

C.O.M. must be supplied in continuous yardage.

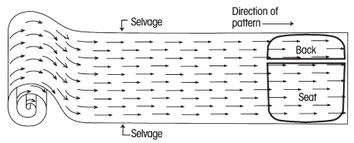

C.O.M., C.O.L. and C.O.V. Testing
KI will require for testing actual yardage to upholster one chair. The testing requirements depend on which chair you have selected on your order.

Test samples will be applied to the order and will be held for 6 months if needed. After 6 months, the sample can no longer be applied to your order. For all products to be tested, send test samples for approval to:

KI
Attn: C.O.M. Specialist
1687 Westminster Drive, Gate 3
Green Bay WI 54302

To expedite the procedure, attach a copy of the "C.O.M. Information Form" on this page.

All C.O.M., C.O.L. and C.O.V. must be labeled with the purchase order number.

C.O.M., C.O.L. and C.O.V. Production
Customer's fabrics and leathers must be approved prior to acceptance for production. Upon test approval, a 1' square sample swatch of upholstery material must accompany the order. KI assumes no responsibility for wear, defects or performance of customer's own fabrics, vinyl or leather. C.O.M., C.O.L. and C.O.V. orders are available on a deferred delivery basis.

Orders for production of C.O.M., C.O.L. and C.O.V. upholstered products are not scheduled for processing until upholstery material is received. Upon receipt, KI will provide an acknowledgement and an estimated shipping date.

KI recommends that leather be ordered in yardage. Leather must be usable. The outer edges cannot be calculated as square feet or yardage.

The C.O.M., C.O.L. and C.O.V. yardage requirements accompanying products in the pricing section are for 10 chairs/seats or less, 54" wide nondirectional material. On larger orders, less material is required.

For exact production yardage requirements, call 1-800-424-2432, ext. 2707.

C.O.M., C.O.L. and C.O.V. Order Processing
For products shipped from Green Bay, WI facility, ship upholstery material to:

KI
Attn: C.O.M. Storage
1687 Westminster Drive, Gate 3
Green Bay, WI 54302

T

For products shipped from Bonduel, WI facility, ship material to:

KI
Attn: C.O.M. Storage
204 West South Street
Bonduel, WI 54107

For products shipped from Ontario, CA facility , ship material to:

Avail/Impress/Kismet/Medical & Laboratory Stools/Pilot
Attn: C.O.M. Storage
1110 S. Mildred Ave.
Ontario, CA 91761

Intricate Patterns
In the event of specific requirements for positioning of intricate patterns or pattern repeats on seats and backrests, provide a sketch noting requirements, as in Diagram B, along with materials for testing, and with the order.

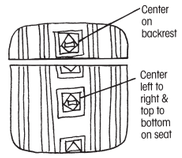

Diagram B

Treated Materials
If C.O.M. requires processing such as Scotchgard® or acrylic backing, it often shrinks. To prevent delays in delivery or back ordering due to shrinkage, please have your processor remeasure after processing and assure adequate yardage shipment.

Split Orders
If a portion of the shipment which does not require C.O.M., C.O.L. or C.O.M. applications is to be processed and shipped early, KI will enter the order immediately at your request. These split shipments are subject to minimum order changes.

Excess Upholstery Material
KI will dispose of excess upholstery material at the time of shipment unless expressly requested to return it with the product shipment.

Cancelled or Changed Orders
KI assumes no responsibility for extra C.O.M., C.O.L. or C.O.V. material due to a change of upholstery or cancellation of an order. It is the customer's responsibility to arrange for return of this material.

Contact the C.O.M. Specialist at 1-800-424-2432, ext. 2707, with questions or to verify a split order.

C.O.M., C.O.L and C.O.V. Information Form

A copy of this form should accompany test requests and production orders. Please fill it out completely, and, if your order has been acknowledged, provide the acknowledgement number.

Purchasing Agent (Dealer or buying organization)

Attention

Address

City State Zip

Project Name

Type of seating and number of units of each type

Please see information below and check the appropriate box.

☐ Submitted for testing.

Purchase Order Number

☐ Test approved. Submitted for production.

KI Acknowledgement Number

In all instances, send this form to the C.O.M. Specialist.

☐ A Selvage Top and Bottom



☐ B Selvage Side and Side



C.O.M. SHIPPING LOCATION

Architectural Walls
- Evoke ..... MN
- Genius Walls ..... MN

Casegoods
- Aristotle Tackboards ..... MN
- Likha Tackboards ..... MN

Classroom Furniture
- Intellect Wave Chairs ..... GB
- Learn2 ..... GB
- Ruckus ..... GB

Desking
- 700 Series Desking ..... KP
- Balance Overheads ..... MN
- Genesis Desking ..... MN
- True Desking ..... KP
- Universal Overheads ..... MN
- WorkZone Desking ..... MN

Files & Storage
- 700 Series Pedestal Cushion ..... GB
- Connection Zone Pads ..... BW
- U-Series Pedestal Cushion ..... GB
- Tattoo ..... BW

Fixed Seating
- Concerto Auditorium Seating ..... BW
- Single Pedestal Seating ..... GB
- Jury Base Seating ..... GB
- Lancaster Auditorium Seating ..... BW
- Sequence Seating ..... GB
- University Seating ..... GB

Panel Systems
- All Terrain ..... KP
- Balance Overheads ..... MN
- System 3000 ..... MN
- Universal Overheads ..... MN
- Wireworks ..... MN
- Unite ..... MN

Residence Hall Furniture
- RoomScape Furniture ..... MN

Screens
- All Terrain ..... KP
- Connection Zone ..... BW
- True/Volition ..... KP
- Genesis ..... KP
- Tattoo ..... MN
- Universal ..... BW

Seating
- 400 Series Folding Chairs ..... BW
- 600 Series Folding Chairs ..... BW
- 600 Series Stools ..... BW
- Affina Collection ..... HN
- Altus Task Chairs ..... GB
- Apply Stack Chairs ..... GB
- Auditorium Folding Chairs ..... BW
- Calida Lounge Seating ..... HN
- Diem Task Chairs ..... OM
- Doni Collection ..... GB
- FourC Seating ..... GB
- Gladly Lounge Seating ..... VQ
- Grazie Seating ..... GB
- Hiatus Sleeper Bench ..... HN
- Hub Modular Lounge Seating ..... HN
- Impress Task Chairs ..... OM
- Impress Ultra Task Chairs ..... OM
- Jessa Lounge Seating ..... HN
- Jubilee Lounge Seating ..... VQ
- Katera Guest Chair ..... GB
- Kurv Benches ..... HN
- LaResta Day Beds ..... HN
- LimeLite ..... GB
- Lyra Lounge Seating ..... HN
- Maestro Stack Chairs ..... GB
- Matrix Stack Chairs ..... GB
- Medical & Laboratory Stools ..... OM
- MyPlace Lounge Seating ..... HN
- MyWay Seating ..... HN
- Oath Task Chairs and Stools ..... GB
- Opt4 ..... GB
- Pilot Task Chairs ..... OM
- Promenade Seating System ..... BW
- Ruckus ..... GB
- Sela Lounge Seating ..... HN
- Sift Task Chairs ..... GB
- Signia Task Chairs and Stools ..... OM
- Soltice Metal Collection ..... HN
- Soltice Multiple, Healthcare & Guest ..... HN
- Soltice II Healthcare Seating ..... HN
- Strive Multiple, Stack & Task ..... GB
- Sway ..... BW
- Tattoo ..... HN
- Torsion-on-the-Go! Nesting Chairs ..... GB
- Torsion Air Stack and Task Seating ..... GB
- Zoetry ..... HN

KI Manufacturing Sites - Customer's Own Material Shipment Manufacturing Site Addresses

BW
KI Bonduel
Attn: COM Storage
204 West South St.
Bonduel, WI 54107

HN
KI High Point
Attn: COM Storage
217 Feld Avenue
High Point, NC 27263

MN
KI Manitowoc
Attn: COM Storage
1400 S. 41st St.
Manitowoc, WI 54220

VQ
KI
Attn: COM Fabrics
6892 Marlin Circle
La Palma, CA 90623

GB
KI Green Bay
Attn: COM Storage
1687 Westminster Drive - Gate 3
Green Bay, WI 54302

KP
KI Pembroke
Attn: COM Storage
1000 Olympic Dr.
Pembroke, Ontario K8A6X7

OM
KI
Attn: COM Storage
1110 S. Mildred Ave.
Ontario, CA 91761

© 2022 Krueger International Inc. All Rights reserved. Code KI-FF-000059/KI/PDF/0822

Apply® Stack Seating
General Information

	 Four-Leg Chair (ALNAU)	 Sled Base Chair (ASNAU)	 High Back Cafe Stool 24" or 30" Seat Height (ALHSP)	 Low Back Cafe Stool 24" or 30" Seat Height (ALLSP)	Transport Dolly (ACD.BL)
Features					
Stackable	•	•			
Molded plywood, optional upholstered seat pad	•	•	•	•	
300 lb tested	•	•	•	•	
General Dimensions					
Seat width	17-1/2"	17-1/2"	17-1/2"	17-1/2"	
Seat depth	17-3/8"	17-3/8"	17-3/8"	17-3/8"	
Seat height (upholstered add 1/2")	17-1/2"	17-1/2"	24" Model: 23-3/4" 30" Model: 29-3/4"	24" Model: 23-3/4" 30" Model: 29-3/4"	
Overall Dimensions					
Width	20-1/4"	20"	24" Model: 17-3/4" 30" Model: 18-3/4"	24" Model: 17-3/4" 30" Model: 18-3/4"	21-1/4"
Depth	25 1/4"	24 3/4"	24" Model: 22-1/2" 30" Model: 23-3/4"	24" Model: 22-1/2" 30" Model: 23-3/4"	29"
Height	32-1/2"	32-1/2"	24" Model: 38-3/8" 30" Model: 44-3/8"	24" Model: 30" 30" Model: 36"	15-1/2"
Stacking on Dolly					
Width	20-1/4"	20-1/4"			
Depth	43"	43"			
Quantity/height (plywood)	15 Chairs/63-1/4" High	15 Chairs/63-1/4" High			
Quantity/height (upholstered)	6 Chairs/48" High	6 Chairs/48" High			
Stacking on Floor					
Width	20-1/4"	20"			
Depth	32-1/2"	32"			
Quantity/height (plywood)	6 Chairs/43" High	6 Chairs/43" High			
Quantity/height (upholstered)	6 Chairs/45-1/2" High	6 Chairs/45-1/2" High			

STATEMENT OF LINE

All models are available with woodgrain or solid color laminate shells - optional upholstered seat.



ALNAP



ASNAP



ALLSP



ALLSP



ALHSP



ALHSP

INFORMATION

C.O.M. Testing and ProductionRequire-ments

Not all materials are suitable for upholstering this product. A 1 yd. x 54" sample must be submitted and approved prior to acceptance of an order. Upholstered only and cushioned/upholstered chairs must be tested separately. If the fabric is directional in pattern or weave, the direction must be indicated on the submitted sample, and additional yardage may be requested. Customer's own vinyl cannot be used on this product.

Test samples must be sent to:

KI
Attn: C.O.M. Specialist
1687 Westminster Drive - Gate 3
Green Bay, WI 54302

Fabric Disclaimer

Fabric will be applied as swatched by the fabric manufacturer. Fabric that is required to be applied differently than is swatched will need a Modified Product Request written specifying the direction the fabric is to be applied.

INFORMATION

Warranty

Refer to KI Terms & Conditions document or visit ki.com

Apply® Stack Seating
General Information

PRODUCT SPECIFICATIONS

Shell
One-piece contoured wood shell is constructed of formed plywood, .460"-.480" thick, 7-ply Maple and Poplar construction. The mold-formed seat and back provide for comfort and strength. Top/bottom and front/back surfaces are vertical grade postforming, product type 335, high-pressure laminate thickness of .028". Standard finish is #38 or #60 with a sanded edge with tung oil finish. The wood shell is supported by four plywood circular disks and 1/4 -20 T-nuts bonded with construction-grade adhesive and fastened to a variety of base structures with four 1/4 -20 x 1/2" thread-locking screws. The chair perimeter is designed such that it provides a feature to support backpacks or courier bags. Shells are available in wood grain laminates or solid laminates. Café stools are available with high-back shell or low-back shell. See color addendum for details.

Optional Upholstered Seat
As an option, shells may be equipped with an upholstered seat pad. Urethane foam is attached to a formed poly upholstery liner, then upholstered using a drawstring process. The foam is a nominal 1/2" thickness. The pad assembly is attached to the shell using #10-24 screws, engaging the plastic bosses in the liner. Upholstery is available in most KI in-grades, Pallas, or COM/KOM. See color addendum for details.

Frames
Legs are formed from 3/4" O.D. by 13-gauge tubular steel. Sled bases are formed from 3/4" O.D. by 14-gauge tubular steel. The seat plate is formed from 12-gauge steel and reinforced with 7/16" diameter wire crossmembers. All joints are welded. The frames are finished in either baked-on electrostatically-applied 30 degree gloss epoxy powder-coat paint, or bright nickel-chrome plating. An injection-molded polypropylene shroud finishes the underside of the assembly, and provides a contoured surface for stacking. Sled base or 4-leg chairs stack 6-high on the floor.

Café Stool
Café stools are available in nominal 24" and 30" seat heights and are not stackable. Legs are formed from 3/4" O.D. by 13-gauge tubular steel. The seat plate is formed from 12-gauge steel and reinforced with 7/16" diameter wire crossmembers. All joints are welded. The frames are finished in either baked-on electrostatically-applied 30 degree gloss epoxy powder-coat paint, or bright nickel-chrome plating. An injection-molded polypropylene shroud finishes the underside of the assembly. Stool frames have an added foot ring made of 1/2" diameter steel wire.

Glides
4-leg chairs are equipped with swivel glides with a stainless steel contact surface. Standard sled-base chairs have no glides, but optional glides may be ordered. The optional glides are attached to the sled tube using screws and are available in black nylon, natural nylon, non-skid, or capped in stainless steel.

Transport Dolly
Frame construction is welded tubular steel with black powder-coat finish and 5" wheels (two swivel and two fixed). The dolly fits 4-leg or sled-base chairs and has a capacity of fifteen wood chairs or six upholstered.

DIMENSIONS

Apply 4-Leg Armless Chair

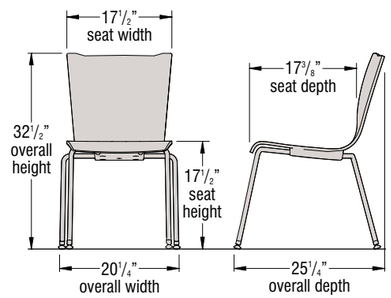

Apply 4-Leg Low Back Armless Café Stool

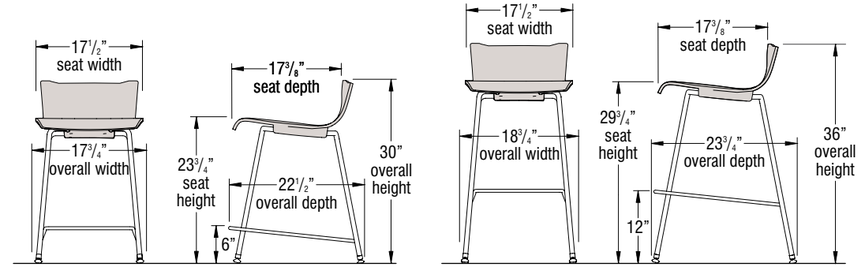

Apply 4-Leg High Back Armless Café Stool

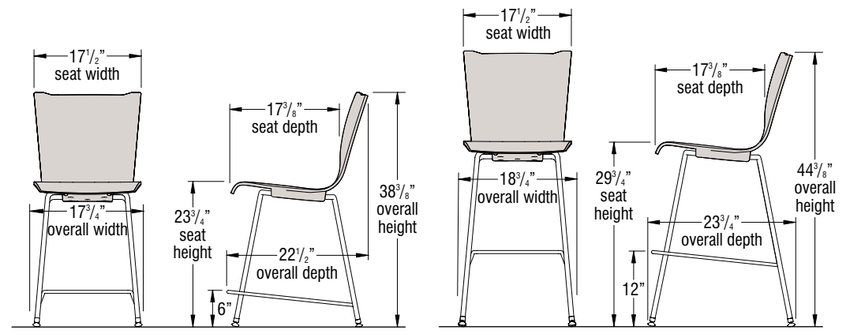

Apply® Stack Seating
Product Color Options

Apply® Stack Seating
Product Color Options

Frame Color

Black	BL
Blue Grey	GR
Bronze Metallic	ZM
Cayenne	CY
Champagne Metallic	CM
Chrome	CH
Cool Grey	CG
Cottonwood	CO
Earthen Clay	EY
Espresso Metallic	EX
Everglade Shade	EV
Flannel	FN
Glitz Metallic	GZ
Hazy Jade	HJ
Honey Bee	HY
Light Tone	LG
Mardi Gras	MG
Misty Brown	MY
Nemo	NE
Nordic	ND
Poppy Red	PR
Purple Haze	PH
Rubber Ducky	RK
Sand	SA
Sky Blue	SK
Starlight Silver Metallic	SX
Surf's Up	SP
Twilight Shadow	TI
Ultra Blue	UB
Warm Grey	WG
Zesty Lime	ZL

Laminate Color - Shell

Belair	SLBQ
Black	SLBK
Cherry Storm	SLCX
Cocobala	SLCC
Dove Grey	SLDG
Florence Walnut	SLFC
Friston Ash	SLFH
Frosty White	SLFW
Grey	SLGE
Hollyberry	SLHY
Island	SLID
Italian Silver Ash	SLIT
Kensington Maple	SLKM
Lapis Blue	SLLB
Monticello Maple	SLMT
North Sea	SLNA
Ocean	SLON
River Cherry	SLRY
Sterling Ash	SLAZ
White Sand	SLWN
Windsor Mahogany	SLWY

Finish Cards
View color swatches for items listed within this document.

Paints **Wood/Veneer** **Molded Edges** **Hard Plastics**
Plastics/Poly **Laminates** **Edge Styles** **Glass**

Certain options referenced may not be available on GSA Schedule.

Apply® Stack Seating
Chairs

Apply® Stack Seating
Chairs

	MODEL	Features	MODEL NUMBER: Basic Model	Frame Color	Shell Color	Fire Code	Upholstery Color	Glide (4-Leg)	Glide (Sled Base)	Approx. Packaged Weight	Delivered Pricing Unupholstered	Delivered Pricing Fabric Grade 1 & C.O.M.	Delivered Pricing Fabric Grade 2	Delivered Pricing Fabric Grade 3	Delivered Pricing C.O.V.	Delivered Pricing Vinyl Group 2V	Delivered Pricing Pallas Fabric Group P0	Delivered Pricing Pallas Fabric Group P1	Delivered Pricing Pallas Fabric Group P2	Delivered Pricing Pallas Fabric Group P3	Delivered Pricing Pallas Fabric Group P4
	**Four-Leg Armless Chair** • Wood laminate shell • Woodgrain and solid laminate options • Tested to 300 pounds and BIFMA standards	Laminate Shell	ALNAP	□□	□□			□		20.0#	$ 472										
		Upholstered Seat Pad	ALNAU	□□	□□	□□□	□□□□□	□		20.0#	N/A	643	648	669	643	669	671	692	759	784	821
ALP ALU																					
	**Sled Base Armless Chair** • Wood laminate shell • Woodgrain and solid laminate options • Tested to 300 pounds and BIFMA standards	Laminate Shell	ASNAP	□□	□□				□□□	20.0#	$ 487										
		Upholstered Seat Pad	ASNAU	□□	□□	□□□	□□□□□		□□□	20.0#	N/A	656	662	681	656	681	685	706	771	797	835
ASP ASU																					
			Ⓐ	Ⓑ	Ⓒ	Ⓓ	Ⓔ	Ⓕ	Ⓖ												

HOW TO ORDER

Indicate the following information on order form:
1. Quantity of each item.
2. Model number, including options. See “How To Build a Model Number”.
3. Any special service required.

Note: • The □ indicates that a choice is required.
- The absence of the □ indicates that no choice is required.
- Alpha-numeric characters in place of □ indicate that no other alternatives are available.

HOW TO BUILD A MODEL NUMBER

Ⓐ Select basic model.

Ⓑ Select frame color.
Refer to the **Product Color Options** page in this price list.

Ⓒ Select laminate shell color.
Refer to the **Product Color Options** page in this price list.

Ⓓ Select fire code.

NFR	- Compliance to TB 117-2013
FR	- Compliance to TB 133

See Upholstery Information for TB133 upcharge.

Ⓔ Select upholstery grade/color.
Refer to **ki.com/fabrics**

Ⓕ Select 4-leg base glide option.

N	- Nylon glides
S	- Steel glides
F	- Felt Glides

Ⓖ Select sled base glide option.

GNG	- No glides
GFT	- Felt glides
GNM	- Non-marring glides
GNS	- Non-skid glides
GSS	- Stainless steel glide

OPTIONS

California TB133 Fire Safety Code
For California Technical Bulletin 133 compliant models, add the following upcharge:
Model=Upholstered Seat
Added List Price=$55

UPHOLSTERY INFORMATION

C.O.M. Upholstery
C.O.M. requirement for 10 chairs or less with upholstered seat is .3 yard per chair of 54” wide nondirectional fabric. For orders of 11 or more with upholstered seat and back and for complete information on ordering C.O.M. see “Ordering C.O.M., C.O.V. and C.O.L.” section.

SPECIAL SERVICES

Special Carton Marking

With specially marked information	N/C

Shipping
Ships **assembled, FOB Green Bay, WI 54302, freight prepaid.** Freight class 125.

Specifications and prices are subject to change without prior notice.

Apply® Stack Seating
Dolly

Apply® Stack Seating
Dolly

	MODEL	MODEL NUMBER Basic Model	Approx. Packaged Weight	Delivered Pricing
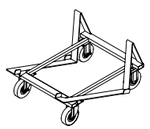 HRDPT	**Transport Dolly** • Easy maneuverability with 5" casters; two fixed, two swivel • Black powder-coated finish • For 4-leg or sled-base chairs	ACD.BL	32.0#	$ 542
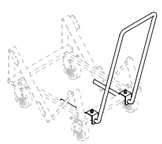 HRDPT	**Universal Dolly Handle** • Field installable • Provides convenient handle for relocating dolly when empty or loaded • Overall dolly height with handle is 37"	UDH.BL	8.0#	$ 199

Ⓐ

HOW TO ORDER

Indicate the following information on order form:
1. Quantity of each item.
2. Model number, including options. See "How To Build a Model Number".
3. Any special service required.

Note: • The ☐ indicates that a choice is required.
- The absence of the ☐ indicates that no choice is required.
- Alpha-numeric characters in place of ☐ indicate that no other alternatives are available.

HOW TO BUILD A MODEL NUMBER

Ⓐ Select basic model.

SPECIAL SERVICES

Special Carton Marking

With specially marked information N/C

Shipping

Ships **assembled, FOB Green Bay, WI 54302, freight prepaid.** Freight class 125.

Specifications and prices are subject to change without prior notice.

Apply® Stack Seating
Cafe Stools

Apply® Stack Seating
Cafe Stools

	MODEL	Features	MODEL NUMBER: Basic Model	Seat Height	Frame Color	Shell Color	Fire Code	Upholstery Color	Glides	Approx. Packaged Weight	Delivered Pricing Unupholstered	Delivered Pricing Fabric Grade 1 & C.O.M.	Delivered Pricing Fabric Grade 2	Delivered Pricing Fabric Grade 3	Delivered Pricing C.O.V.	Delivered Pricing Vinyl Group 2V	Delivered Pricing Pallas Fabric Group P0	Delivered Pricing Pallas Fabric Group P1	Delivered Pricing Pallas Fabric Group P2	Delivered Pricing Pallas Fabric Group P3	Delivered Pricing Pallas Fabric Group P4
 24" Shown	**Four-Leg High Back Armless Cafe Stool** • Wood laminate shell • Woodgrain and solid laminate options • Two seat heights (24" & 30") • Tested to 300 pounds and BIFMA standards	Laminate Shell	ALHSNAP	□□	□□	□□			□	32.0#	$ 702										
		Upholstered Seat Pad	ALHSNAU	□□	□□	□□	□□□	□□□□□	□	32.0#	N/A	875	881	908	875	908	929	950	991	1017	1052
ALHSP ALHSU																					
 24" Shown	**Four-Leg Low Back Armless Cafe Stool** • Wood laminate shell • Woodgrain and solid laminate options • Two seat heights (24" & 30") • Tested to 300 pounds and BIFMA standards	Laminate Shell	ALLSNAP	□□	□□	□□			□	31.0#	$ 689										
		Upholstered Seat Pad	ALLSNAU	□□	□□	□□	□□□	□□□□□	□	31.0#	N/A	862	867	895	862	895	914	936	977	1002	1037
ALLSP ALLSU																					
			Ⓐ	Ⓑ	Ⓒ	Ⓓ	Ⓔ	Ⓕ	Ⓖ												

HOW TO ORDER

Indicate the following information on order form:
1. Quantity of each item.
2. Model number, including options. See "How To Build a Model Number".
3. Any special service required.

Note: • The □ indicates that a choice is required.
- The absence of the □ indicates that no choice is required.
- Alpha-numeric characters in place of □ indicate that no other alternatives are available.

HOW TO BUILD A MODEL NUMBER

Ⓐ Select basic model.

Ⓑ Select seat height.

24	- 24" Seat Height
30	- 30" Seat Height

Ⓒ Select frame color.
Refer to the **Product Color Options** page in this price list.

Ⓓ Select laminate shell color.
Refer to the **Product Color Options** page in this price list.

Ⓔ Select fire code.

NFR	- Compliance to TB 117-2013
FR	- Compliance to TB 133

See Upholstery Information for TB133 upcharge.

Ⓕ Select upholstery grade/color.
Refer to **ki.com/fabrics**

Ⓖ Select glide option.

N	- Nylon glides
S	- Steel glides

OPTIONS

California TB133 Fire Safety Code
For California Technical Bulletin 133 compliant models, add the following upcharge:
Model=Upholstered Seat
Added List Price=$55

UPHOLSTERY INFORMATION

C.O.M. Upholstery
C.O.M. requirement for 10 chairs or less with upholstered seat is .3 yard per chair of 54" wide nondirectional fabric. For orders of 11 or more with upholstered seat and back and for complete information on ordering C.O.M. see "Ordering C.O.M., C.O.V. and C.O.L." section.

SPECIAL SERVICES

Special Carton Marking

With specially marked information	N/C

Shipping
Ships **assembled, FOB Green Bay, WI 54302, freight prepaid.** Freight class 125.

Specifications and prices are subject to change without prior notice.

Apply® Task Seating
General Information





	Task Chair (APDNAP)	Task Stool (APSNAP)
Features		
Molded plywood, optional upholstered seat pad	•	•
300 lb tested	•	•
General Dimensions		
Seat width	17-1/2"	17-1/2"
Seat depth	17-3/8"	17-3/8"
Seat height (upholstered add 1/2")	17-1/2" - 22-1/2"	22-1/2" - 32-3/4"
Overall Dimensions		
Width	27-1/2"	27-1/2"
Depth	27-1/2"	27-1/2"
Height	32-1/2" - 37-1/2"	35-1/2" - 43"

INFORMATION

C.O.M. Testing and ProductionRequire-ments
Not all materials are suitable for upholstering this product. A 1 yd. x 54" sample must be submitted and approved prior to acceptance of an order. Upholstered only and cushioned/upholstered chairs must be tested separately. If the fabric is directional in pattern or weave, the direction must be indicated on the submitted sample, and additional yardage may be requested. Customer's own vinyl cannot be used on this product.

Test samples must be sent to:

KI
Attn: C.O.M. Specialist
1687 Westminster Drive - Gate 3
Green Bay, WI 54302

Fabric Disclaimer
Fabric will be applied as swatched by the fabric manufacturer. Fabric that is required to be applied differently than is swatched will need a Modified Product Request written specifying the direction the fabric is to be applied.

INFORMATION

Warranty
Refer to KI Terms & Conditions document or visit ki.com

Apply® Task Seating
General Information

TECHNICAL SPECIFICATIONS

Shell
One-piece contoured wood shell is constructed of formed plywood, .460"-.480" thick, 7-ply Maple and Poplar construction. The mold-formed seat and back provide for comfort and strength. Top/bottom and front/back surfaces are vertical grade postforming, product type 335, high-pressure laminate thickness of .028". Standard finish is #38 or #60 with a sanded edge and tung oil finish. The wood shell is supported by four plywood circular disks and 1/4-20 T-nuts bonded with construction-grade adhesive and fastened to a variety of base structures with four 1/4-20 x 1/2" thread-locking screws. The chair perimeter is designed such that it provides a feature to support backpacks or courier bags. Shells are available in wood grain laminates or solid laminates. See color addendum for details.

Optional Upholstered Seat
Urethane foam is attached to a formed plywood upholstery liner, then upholstered using a drawstring process. The foam is a nominal 1/2" thickness. The pad assembly is attached to the shell using #10-24 screws, engaging the plastic bosses in the liner. Upholstery is available in most KI in-grades, Pallas, or COM/KOM. See color addendum for details.

Underseat Structure
The shell is attached to an 11-gauge steel seat spider and cast aluminum height-adjust control.

Base
The 5-blade base is injection-molded glass-reinforced nylon. A single paddle under the seat operates the height-adjusting pneumatic cylinder.

Stool Base
Stools are equipped with an 18" diameter, adjustable-height foot ring made of die-cast aluminum with a chrome-plated tubular steel ring and black "spokes."

Casters
Casters are double-wheel high-impact thermoplastic, available with hard or soft wheel surface. Casters, base, and cylinder are available in black.

Foot Ring
Task stools are equipped with an adjustable-height 18" diameter chrome-plated steel foot ring with black, die-cast aluminum hub and spokes.

Apply Armless Task Chair

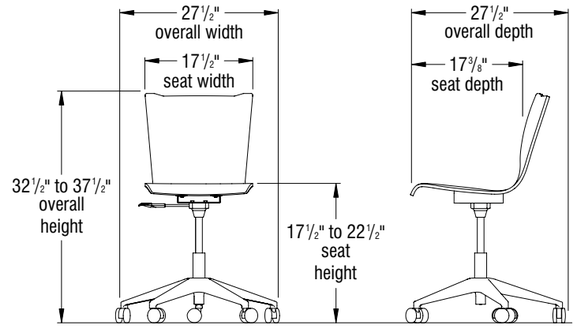

Apply Armless Task Stool

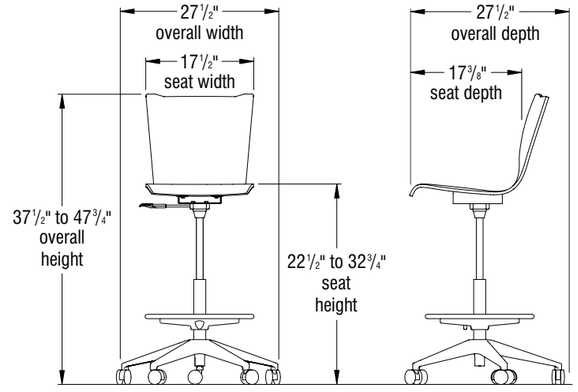

STATEMENT OF LINE



APDNAP APSNAP

Apply® Task Seating
Product Color Options

Apply® Task Seating
Product Color Options

Base Finish

Black	BL
Polished Aluminum	PA

Polished aluminum requires an upcharge.

Frame Color

Black	BL

Shell Color - Laminate

Belair	SLBQ
Black	SLBK
Cherry Storm	SLCX
Cocobala	SLCC
Dove Grey	SLDG
Florence Walnut	SLFC
Friston Ash	SLFH
Frosty White	SLFW
Grey	SLGE
Hollyberry	SLHY
Island	SLID
Italian Silver Ash	SLIT
Kensington Maple	SLKM
Lapis Blue	SLLB
Monticello Maple	SLMT
North Sea	SLNA
Ocean	SLON
River Cherry	SLRY
Sterling Ash	SLAZ
White Sand	SLWN
Windsor Mahogany	SLWY

Apply® Task Seating
Task Chair

Apply® Task Seating
Task Chair

	MODEL	Features	MODEL NUMBER: Basic Model	Base Finish	Shell Color	Fire Code	Upholstery Color	Casters	Approx. Packaged Weight	Delivered Pricing Unupholstered	Delivered Pricing Fabric Grade 1 & C.O.M.	Delivered Pricing Fabric Grade 2	Delivered Pricing Fabric Grade 3	Delivered Pricing C.O.V.	Delivered Pricing Vinyl Group 2V	Delivered Pricing Pallas Fabric Group P0	Delivered Pricing Pallas Fabric Group P1	Delivered Pricing Pallas Fabric Group P2	Delivered Pricing Pallas Fabric Group P3	Delivered Pricing Pallas Fabric Group P4
	**Armless Chair** • Height-adjusted pneumatic cylinder • Wood laminate shell • Woodgrain and solid laminate options • Tested to 300 pounds and BIFMA standards	Laminate Shell	APDNAP	□□	□□			□	20.0#	$ 694										
		Upholstered Seat Pad	APDNAU	□□	□□	□□□	□□□□□	□	20.0#	N/A	864	868	897	864	897	892	913	980	1004	1041
	APDP																			
	APDU																			
			Ⓐ	Ⓑ	Ⓒ	Ⓓ	Ⓔ	Ⓕ												

HOW TO ORDER

Indicate the following information on order form:
1. Quantity of each item.
2. Model number, including options. See “How To Build a Model Number”.
3. Any special service required.

Note: • The □ indicates that a choice is required.
• The absence of the □ indicates that no choice is required.
• Alpha-numeric characters in place of □ indicate that no other alternatives are available.

HOW TO BUILD A MODEL NUMBER

Ⓐ Select basic model.

Ⓑ Select base finish.

BL	- Black
PA	- Polished Aluminum; add $112

Ⓒ Select laminate shell color.
Refer to the **Product Color Options** page in this price list.

Ⓓ Select fire code.

NFR	- Compliance to TB 117-2013
FR	- Compliance to TB 133

Ⓔ Select upholstery grade/color.
Refer to **ki.com/fabrics**

Ⓕ Select caster option.

C	- Carpet casters (black only)
S	- Hard floor casters (black only); add $63

OPTIONS

California TB133 Fire Safety Code
For California Technical Bulletin 133 compliant models, add the following upcharge:

Model=Upholstered Seat
Added List Price=$55

UPHOLSTERY INFORMATION

C.O.M. Upholstery
C.O.M. requirement for 10 chairs or less with upholstered seat is .3 yard per chair of 54” wide nondirectional fabric. For orders of 11 or more with upholstered seat and back and for complete information on ordering C.O.M. see “Ordering C.O.M., C.O.V. and C.O.L.” section.

SPECIAL SERVICES

Special Carton Marking

With specially marked information	N/C

Shipping
Ships **knocked down, FOB Green Bay, WI 54302, freight prepaid.** Freight class 125.

Specifications and prices are subject to change without prior notice.

Apply® Task Seating
Task Stool

Apply® Task Seating
Task Stool



Armless Stool
- Height-adjusted pneumatic cylinder
- 18" footring
- Wood laminate shell
- Woodgrain and solid laminate options
- Tested to 300 pounds and BIFMA standards

APSP
APSU

MODEL	Features	MODEL NUMBER Basic Model (A)	Base Finish (B)	Shell Color (C)	Fire Code (D)	Upholstery Color (E)	Casters (F)	Approx. Packaged Weight	Delivered Pricing Unupholstered	Delivered Pricing Fabric Grade 1 & C.O.M.	Delivered Pricing Fabric Grade 2	Delivered Pricing Fabric Grade 3	Delivered Pricing C.O.V.	Delivered Pricing Vinyl Group 2V	Delivered Pricing Pallas Fabric Group P0	Delivered Pricing Pallas Fabric Group P1	Delivered Pricing Pallas Fabric Group P2	Delivered Pricing Pallas Fabric Group P3	Delivered Pricing Pallas Fabric Group P4
	Laminate Shell	APSNAP	□□	□□			□	22.0#	$ 839										
	Upholstered Seat Pad	APSNAU	□□	□□	□□□	□□□□□	□	22.0#	N/A	1009	1016	1047	1009	1047	1037	1059	1126	1150	1187

HOW TO ORDER

Indicate the following information on order form:
1. Quantity of each item.
2. Model number, including options. See "How To Build a Model Number".
3. Any special service required.

Note: • The □ indicates that a choice is required.
- The absence of the □ indicates that no choice is required.
- Alpha-numeric characters in place of □ indicate that no other alternatives are available.

HOW TO BUILD A MODEL NUMBER

A Select basic model.

B Select base finish.

BL	- Black
PA	- Polished Aluminum; add $112

C Select laminate shell color.
Refer to the **Product Color Options** page in this price list.

D Select fire code.

NFR	- Compliance to TB 117-2013
FR	- Compliance to TB 133

E Select upholstery grade/color.
Refer to **ki.com/fabrics**

F Select caster option.

C	- Carpet casters (black only)
S	- Hard floor casters (black only); add $63

OPTIONS

California TB133 Fire Safety Code
For California Technical Bulletin 133 compliant models, add the following upcharge:

Model=Upholstered Seat
Added List Price=$55

UPHOLSTERY INFORMATION

C.O.M. Upholstery
C.O.M. requirement for 10 chairs or less with upholstered seat is .3 yard per chair of 54" wide nondirectional fabric. For orders of 11 or more with upholstered seat and back and for complete information on ordering C.O.M. see "Ordering C.O.M., C.O.V. and C.O.L." section.

SPECIAL SERVICES

Special Carton Marking

With specially marked information	N/C

Shipping
Ships **knocked down, FOB Green Bay, WI 54302, freight prepaid.** Freight class 125.

Specifications and prices are subject to change without prior notice.

1330 Bellevue Street
P.O. Box 8100
Green Bay, WI 54308-8100
800.424.2432
ki.com

KI and Furnishing Knowledge are registered
trademarks of Krueger International, Inc.

© 2020 Krueger International, Inc.
All Rights Reserved.
Code KI-PLW-000422/KI/PDF

Furnishing Knowledge®

ARISTOTLE®
CASEGOODS

PRICE LIST

July 3, 2011

Updated October 3, 2022

800.424.2432

Contents

Refer to KI Terms & Conditions document or visit ki.com.

Contents

Refer to KI Terms & Conditions document or visit ki.com.

Aristotle® Classic
General Information 3

Aristotle® and Aristotle® Executive
Product Color Options 4

Aristotle® Classic Pedestal Desks
Double Pedestal Desks 5
Bow Front Double Pedestal Desks 7
Single Pedestal Desks-Pedestal on Left 9
Bow Front Single Pedestal Desks-Pedestal on Left 10
Single Pedestal Desks-Pedestal on Right 11
Bow Front Single Pedestal Desks-Pedestal on Right 12

Aristotle® Classic Desks
Bow Front Desks-Straight Cutaway 13
Bow Front Desks-Curved Cutaway 14
P-Top Desks-Straight Cutaway 15
P-Top Desks-Curved Cutaway 16
D-Top Desks-Straight Cutaway 17
D-Top Desks-Curved Cutaway 18
D-Top Desks-Straight Cutaway 19
D-Top Desks-Curved Cutaway 20

Aristotle® Classic Returns
Pedestal-Left 21
Pedestal-Right 22
Pedestal-Left and Pedestal-Right 23
Flush-Left and Right, No Pedestal 24
Aluminum Frame Profile with Modesty and End Panel Inserts 25

Aristotle® Classic Bridge
Bridges 27

Aristotle® Classic Credenzas
Single Pedestal Credenzas-Left 28
Single Pedestal Credenzas-Right 29
Double Pedestal Credenzas 30
Credenza-Center Storage 32
Credenza-Lateral Files 33
Credenza-Storage 35

Aristotle® Classic Reception Workstations
Reception Desks 36
Bow Front Reception Desks 39
Returns 42

Aristotle® Classic Shells
Corner Units 45
Desk Shells-20” 46
Desk Shells-24” 47
Desk Shells-30” 48
Desk Shells-Inset Back Panel 49
Extended Corner Desk Shells - 20” - Extended Left 50
Extended Corner Desk Shells - 20” - Extended Right 51
Extended Corner Desk Shells - 24” - Extended Left 52
Extended Corner Desk Shells - 24” - Extended Right 53
Extended Corner Desk Shells - 30” - Extended Left 54
Extended Corner Desk Shells - 30” - Extended Right 55

Aristotle® Classic D-Tops
Suspended 56
With End Panel 57

Aristotle® Classic P-Tops
Suspended 58
With End Panel 59

Aristotle® Classic Storage
Open Overheads 60
Closed Overheads-Open Back Below Shelf 62
Closed Overheads 63
Overhead - Frosted Glass Doors 69
Overheads-Sliding Frosted Acrylic Doors 70
Open Corner Overhead 71
Closed Corner Overhead 72
Gallery Reception Desks 74
Extended Corner Reception Gallery 76
Hanging Pedestals 80
Full Height Pedestals 81
Mobile Pedestals 82
Lateral Files-Under Desk 83
Lateral Files-Integrated 84
Lateral Files-Freestanding 85
Lower Storage Units - Under Desk 86
Lower Storage Units - Freestanding 88
24” Wide Storage Towers 91
24” Wide Storage and Wardrobe Towers 92
24” Wide Storage, Wardrobe and File Towers 93
24”Wide Storage, Wardrobe and File Towers/30” and 36” Storage Towers 94
30” and 36” Storage Towers/36” Storage and Wardrobe Towers 95
Bookcases-24” Wide 96
Bookcases-30” Wide 97
Bookcases-36” Wide 98
Bookcase Accessories 99
Quarter-Round Bookcases 100
Square Bookcases 102

Aristotle® Classic Accessories
Desktop Acrylic Screen 103
Desktop Screen Support 104
Paper Management 105
Tackboards 107
Connector Tops 109
Slimline Metal Leg Set 110
Table/Desk Worksurfaces 111
Toggle Tops 112
Grommet, Wire Management Channel, Keyed Alike Kits 113
LED Task Lights 114

Aristotle® Classic
Conference Room Furniture 116

Aristotle® Executive
General Information 118

Aristotle® Executive Pedestal Desks
Double Pedestal Desks 119
Bow Front Double Pedestal Desks 121
Single Pedestal Desks-Pedestal on Left 123
Bow Front Single Pedestal Desks-Pedestal on Left 124
Single Pedestal Desks-Pedestal on Right 125
Bow Front Single Pedestal Desks-Pedestal on Right 126

Aristotle® Executive Desks
Bow Front Desks-Straight Cutaway 127
Bow Front Desks-Curved Cutaway 128
P-Top Desks-Straight Cutaway 129
P-Top Desks-Curved Cutaway 130
D-Top Desks-Straight Cutaway 131
D-Top Desks-Curved Cutaway 132
D-Top Desks-Straight Cutaway 133
D-Top Desks-Curved Cutaway 134

Aristotle® Executive Returns
Pedestal-Left 135
Pedestal-Right 137
Flush-Left and Right, No Pedestal 139
Aluminum Frame Profile with Modesty and End Panel Inserts 140

Aristotle® Executive Bridge
Bridges 142

Aristotle® Executive Credenzas
Single Pedestal Credenzas-Left 143
Single Pedestal Credenzas-Right 144
Double Pedestal Credenzas 145
Credenza-Center Storage 147
Credenza-Lateral Files 148
Credenza-Storage 150
Credenza-Double Storage 151

Aristotle® Executive Reception Workstations
Reception Desks 152
Bow Front Reception Desks 155
Returns 158

Aristotle® Executive Shells
Corner Units 161
Desk Shells-20” 162
Desk Shells-24” 163
Desk Shells-30” 164
Desk Shells-Inset Back Panel 165
Extended Corner Desk Shells - 20” - Extended Left 166
Extended Corner Desk Shells - 20” - Extended Right 168
Extended Corner Desk Shells - 24” - Extended Left 170
Extended Corner Desk Shells - 24” - Extended Right 172
Extended Corner Desk Shells - 30” - Extended Left 174
Extended Corner Desk Shells - 30” - Extended Right 176

Aristotle® Executive D-Tops
Suspended 178
With End Panel 179

Aristotle® Executive P-Tops
Suspended 180
With End Panel 181

Aristotle® Executive Storage
Open Overheads 182
Closed Overheads-Open Back Below Shelf 184
Closed Overheads 185
Overhead - Frosted Glass Doors 188
Overheads-Sliding Frosted Acrylic Doors 189
Open Corner Overhead 190
Closed Corner Overhead 191
Gallery Reception Desks 193
Extended Corner Reception Gallery 195
Hanging Pedestals 199
Full Height Pedestals 200
Mobile Pedestals 201
Lateral Files-Under Desk 202
Lateral Files-Integrated 203
Lateral Files-Freestanding 204
Lower Storage Units - Under Desk 205
Lower Storage Units - Freestanding 207
24” Wide Storage Towers 210
24” Wide Storage and Wardrobe Towers 211
24” Wide Storage, Wardrobe and File Towers 212
24” Wide Wardrobe, File and Storage Towers 213
30” and 36” Storage Towers 214
30 and 36” Storage and Wardrobe Towers 215
Bookcases-24” Wide 216
Bookcases-30” Wide 217
Bookcases-36” Wide 218
Bookcase Accessories 219
Quarter-Round Bookcases 220
Square Bookcases 222

Aristotle® Executive Accessories
Desktop Acrylic Screen 223
Desktop Screen Support 224
Paper Management 225
Tackboards 227
Connector Tops 229
Slimline Metal Leg Set 230
Table/Desk Worksurfaces 231
Grommet, Wire Management Channel, Keyed Alike Kits 232
LED Task Lights 233

Aristotle® Executive
Conference Room Furniture 235

Aristotle® Classic
General Information

General Information

The Aristotle Casegoods collection from KI creates upscale environments for intelligent workspaces without a heavy price tag. Warm wood grains offer classic appeal while solid finishes provide a more contemporary aesthetic. Both may be combined with metallic accents for truly unique style.

Aristotle is offered in both a Classic version and an Executive version. Aristotle in its Classic offering is more economical when budget is a key concern. It features 1" work surfaces and a flat grain-matched edge. For a more upscale aesthetic, Aristotle Executive features 1-1/2" worksurfaces, and any of three edge band options may be featured. Aside from worksurfaces, the Classic Aristotle and the Executive Aristotle lines feature similiar construction and specifications and both are planned in keeping with the guidelines set forth in this document.

Aristotle Classic Construction

All worksurfaces, tops and end panels are 1" thick. Bookcases have 1" thick top and shelves. Edge banding is 2.5 mm thick and matches the laminate finish. Adjustable glides keep surfaces level.
Most products are shipped pre-assembled. Products that are shipped ready-to-configure have most fittings pre-attached for quick installation.
All dimensions shown are nominal.
Approximate weights and volumes relate to crated items and are indicated for shipping purposes.
Glides allow for 5/8" adjustment.

Edge detail

1" thick worksurface and top
2.5 mm flat edge banding

Drawer construction

Pedestals feature five-sided drawer construction and full depth drawers to maximize storage capacity. Pedestals also feature a pencil tray standard in the upper drawer box.
Lateral files have steel drawers.

Drawer suspension

File drawers utilize a heavy-duty full extension ball bearing slide for smooth operation. Box drawers operate on full extension slides allowing total access to drawer.

File drawers

Credenza, pedestal, and lateral file drawers accommodate letter and legal filing.
Lateral file unit drawers are equipped to accept front-to-back filing hardware, specified separately. Lateral files have an anti-tip interlock system.

Overheads

Overheads have a 133⁄4" internal height clearance and feature a full width, concealed cable pass-through 13⁄4" high. 36" high overheads have 171⁄2" clearance above desktops and are 65" high installed. 43" high overheads have 24" clearance above desk top and are 72" high installed. Wall mount overheads include instructions and mounting hardware.

Frosted glass door cabinets

Frosted glass doors on overheads and select storage towers have a vinyl wrapped MDF frame in silver finish with tempered, frosted glass.

Acrylic Door Cabinets

Cabinets feature 13-3/4" internal height clearance. Full-width concealed cable pass through (1-3/4") is provided for 36" and 43" high units. Wall mount also available. Units are non-locking.

Desktop panel screens

Desktop panels are 1⁄4" thick frosted acrylic to offer personal privacy while enhancing the overall design. Desktop panel supports are available separately in silver or black finish. A simple surface-mounted attachment secures the panel support to the desktop as a field installation.

Sizes

Published width and depth dimensions are nominal. To determine actual sizes use the multiplier 0.9843. (Example: a desk listed with a nominal width of 60" is actually 60" x 0.9843 = 591⁄16"), and refer to the conversion chart below:

Nominal/Actual		Nominal/Actual	
24"	23-5⁄8"	72"	70-7⁄8"
30"	29-1⁄2"	78"	76-3⁄4"
36"	35-7⁄16"	84"	82-11⁄16"
42"	41-5⁄16"	90"	88-9⁄16"
48"	47-1⁄4"	96"	94-1⁄2"
54"	53-1⁄8"	102"	100-3⁄8"
60"	59-1⁄16"	108"	106-1⁄4"
66"	64-15/16"		

Grommets

Grommets are indicated on all product illustrations when standard and have a 23⁄4" diameter opening. For non-standard locations, field-installed grommet kits are available. See Accessories.

End and Back Panels

Full height end and back panels are standard on most items. Partial height panels are available as a no charge option on most desk shells, extended corner desk shells, and corner units. The 2Q option provides 14" clearance from the floor, and the 3Q option provides 8" clearance from the floor.

Modesty Panels

Partial modesty panels (PMP) are 14" and provide 14" of lower clearance. Full height modesty panels (FMP) extend to the floor. Partial modesty panels are standard with no upcharge. Full modesty panels are offered on limited models at an upcharge.

Note: Electrical outlets may be fully or partially covered by modesty, end or back panels. Verify outlet locations and request specific sized panels if needed.

Pulls

NP - No pulls. An integral pull is standard on all drawers and doors.
Three pull options are available. To order, add pull code to product code and $10 per pull to list price. Note that overheads cannot have pulls specified.

Laminate top and base finish

All surfaces are manufactured using highperformance thermally fused laminate, providing a durable, resilient finish.
Laminates can be mixed and matched to create a two-toned look. Edge banding matches laminate finish.
Shelf finish on bookcases and overheads matches shell (vertical) finish.

Meeting table, freestanding desk and return base metal leg finish

Matching freestanding tables provide auxiliary worksurfaces. Metal legs in two styles offer strength and durability in a contemporary profile.
Metal-legged returns are attached to a primary desk with flat attachment brackets. The legs include an integrated wire management slot and an adjustable glide.

Keying options

Locks are standard on all pedestals, credenzas, and lateral files.
Locks are pre-installed in all workstation components (all multi-lock units are keyed alike).
Workstations are available keyed alike at time of order. Indicate clearly which offices are to be keyed alike. See Keyed Alike Kits if additional key sets are required.
The following key options are available at the end of the model strings:
KS - Key standard
KA - Key alike (note room numbers on order)

Aristotle® and Aristotle® Executive
Product Color Options

Aristotle® and Aristotle® Executive
Product Color Options

Pull Color

Black waterfall pull	KIB
Silver rectangular bar pull	BPA

Metal Leg Finish

Black leg	BL
Silver leg	SL

Horizontal Surface Finish

Biltmore Cherry	LBT
Brighton Walnut	LBW
Charcoal	LCH
Cocobala	LCC
Copacabana	LCP
Dark Sand	LDS
Dolce Vita	LDV
Kensington Maple	LKM
Light Grey	LLG
Monticello Maple	LMT
Sunset	LSU
Tuxedo	LTX
White	LWT
White Chocolate	LWZ

Edge banding matches the laminate finish.

Vertical Surface Finish

Biltmore Cherry	LBBT
Brighton Walnut	
LBBW	
Charcoal	LBCH
Cocobala	LBCC
Copacabana	LBCP
Dark Sand	LBDS
Dolce Vita	LBDV
Kensington Maple	
LBKM	
Light Grey	LBLG
Monticello Maple	LBMT
Sunset	LBSU
Tuxedo	LBTX
White	
LBWT	
White Chocolate	
LBWZ	

Edge banding matches the laminate finish.

Coordinating High-Pressure Laminates

Dark Sand-Wilsonart D337-60	LDS
Light Grey-Tafisa T-202	LLG

Coordinating high-pressure laminates for other KI products.

Additional upcharges and extended lead times are required.

Grommet Color

Black grommet	BL

Finish Cards
View color swatches for items listed within this document.

Paints **Wood/Veneer** **Molded Edges** **Hard Plastics**
Plastics/Poly **Laminates** **Edge Styles** **Glass**

Certain options referenced may not be available on GSA Schedule.

Aristotle® Classic Pedestal Desks

Double Pedestal Desks

Aristotle® Classic Pedestal Desks

Double Pedestal Desks

	MODEL	W x D x H	MODEL NUMBER Basic Model	Horizontal Surface Finish	Vertical Surface Finish	Pull Option	Lock Option	Approx. Packaged Weight	Delivered Pricing
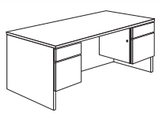 ARPED	**Double Pedestal Desk, Box/File Option A** • Two box/file pedestals • Full height modesty panel recessed 2-1/2" for 30" deep desks and 8-3/4" for 36" deep desks • Grommets not offered • Pedestals feature locks on inside panels • Integral pull is standard; use xxx4 for optional pulls	60 x 30 x 29"	KDP6030A.H	□□□	□□□	□□□□	□□	245.0#	$ 1813
		66 x 30 x 29"	KDP6630A.H	□□□	□□□	□□□□	□□	255.0#	1906
		72 x 30 x 29"	KDP7230A.H	□□□	□□□	□□□□	□□	265.0#	2004
		72 x 36 x 29"	KDP7236A.H	□□□	□□□	□□□□	□□	275.0#	2018
		84 x 36 x 29"	KDP8436A.H	□□□	□□□	□□□□	□□	285.0#	2118
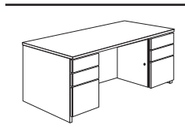 ARPED	**Double Pedestal Desk, Box/Box/File Option B** • Two box/box/file pedestals • Full height modesty panel recessed 2-1/2" for 30" deep desks and 8-3/4" for 36" deep desks • Grommets not offered • Pedestals feature locks on inside panels • Integral pull is standard; use xxx6 for optional pulls • Upper box drawers are non-locking	60 x 30 x 29"	KDP6030B.H	□□□	□□□	□□□□	□□	245.0#	$ 2248
		66 x 30 x 29"	KDP6630B.H	□□□	□□□	□□□□	□□	315.0#	2345
		72 x 30 x 29"	KDP7230B.H	□□□	□□□	□□□□	□□	325.0#	2381
		72 x 36 x 29"	KDP7236B.H	□□□	□□□	□□□□	□□	335.0#	2454
		84 x 36 x 29"	KDP8436B.H	□□□	□□□	□□□□	□□	345.0#	2527
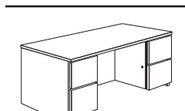 ARPED	**Double Pedestal Desk, File/File Option C** • Two file/file pedestals • Full height modesty panel recessed 2-1/2" for 30" deep desks and 8-3/4" for 36" deep desks • Grommets not offered • Pedestals feature locks on inside panels • Integral pull is standard; use xxx4 for optional pulls	60 x 30 x 29"	KDP6030C.H	□□□	□□□	□□□□	□□	305.0#	$ 2248
		66 x 30 x 29"	KDP6630C.H	□□□	□□□	□□□□	□□	315.0#	2345
		72 x 30 x 29"	KDP7230C.H	□□□	□□□	□□□□	□□	325.0#	2381
		72 x 36 x 29"	KDP7236C.H	□□□	□□□	□□□□	□□	335.0#	2454
		84 x 36 x 29"	KDP8436C.H	□□□	□□□	□□□□	□□	345.0#	2527
				Ⓐ	Ⓑ	Ⓒ	Ⓓ	Ⓔ	

HOW TO ORDER

Indicate the following information on order form:
1. Quantity of each item.
2. Model number, including options. See "How To Build a Model Number".
3. Any special service required.

Note: • The □ indicates that a choice is required.
- The absence of the □ indicates that no choice is required.
- Alpha-numeric characters in place of □ indicate that no other alternatives are available.

HOW TO BUILD A MODEL NUMBER

Ⓐ Select basic model.

Ⓑ Select horizontal surface finish.
Refer to the **Product Color Options** page in this price list.

Ⓒ Select vertical surface finish.
Refer to the **Product Color Options** page in this price list.

Ⓓ Select pull option.

NP	- Standard integral pull
BPA4	- Silver bar pull (4); add $51
BPA6	- Silver bar pull (6); add $77
KIB4	- Waterfall black pull (4); add $51
KIB6	- Waterfall black pull (6); add $77
KIS4	- Waterfall silver pull (4); add $51
KIS6	- Waterfall silver pull (6); add $77
RCP4	- Rectangular silver pull (4); add $51
RCP6	- Rectangular silver pull (6); add $77

Ⓔ Select lock option.

KA	- Key alike
KS	- Key standard

SPECIAL SERVICES

Special Carton Marking

With specially marked information N/C

Shipping

Ships **assembled, FOB KI-Aristotle Brampton, ON L6T 5T6, freight prepaid.** Freight class 85.

Specifications and prices are subject to change without prior notice.

Aristotle® Classic Pedestal Desks

Double Pedestal Desks

Aristotle® Classic Pedestal Desks

Double Pedestal Desks

	MODEL	W x D x H	MODEL NUMBER: Basic Model	Horizontal Surface Finish	Vertical Surface Finish	Pull Option	Lock Option	Approx. Packaged Weight	Delivered Pricing
 ARPED	**Double Pedestal Desk, Box/Box/File Option F** • Box/box/file pedestal on left, upper drawer non-locking • Locking file/file pedestal on right • Full height modesty panel recessed 2-1/2" for 30" deep desks and 8-3/4" for 36" deep desks • Grommets not offered • Pedestals feature locks on inside panels • Integral pull is standard; use xxx5 for optional pulls	60 x 30 x 29"	KDP6030F.H	□□□	□□□	□□□□	□□	305.0#	$ 2248
		66 x 30 x 29"	KDP6630F.H	□□□	□□□	□□□□	□□	315.0#	2345
		72 x 30 x 29"	KDP7230F.H	□□□	□□□	□□□□	□□	325.0#	2381
		72 x 36 x 29"	KDP7236F.H	□□□	□□□	□□□□	□□	335.0#	2454
		84 x 36 x 29"	KDP8436F.H	□□□	□□□	□□□□	□□	345.0#	2527
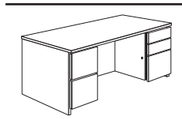 ARPED	**Double Pedestal Desk, Locking File/File Option G** • Box/box/file pedestal on right, upper drawer non-locking • Locking file/file pedestal on left • Full height modesty panel recessed 2-1/2" for 30" deep desks and 8-3/4" for 36" deep desks • Grommets not offered • Pedestals feature locks on inside panels • Integral pull is standard; use xxx5 for optional pulls	60 x 30 x 29"	KDP6030G.H	□□□	□□□	□□□□	□□	305.0#	$ 2248
		66 x 30 x 29"	KDP6630G.H	□□□	□□□	□□□□	□□	315.0#	2345
		72 x 30 x 29"	KDP7230G.H	□□□	□□□	□□□□	□□	325.0#	2381
		72 x 36 x 29"	KDP7236G.H	□□□	□□□	□□□□	□□	335.0#	2454
		84 x 36 x 29"	KDP8436G.H	□□□	□□□	□□□□	□□	345.0#	2527
			Ⓐ	Ⓑ	Ⓒ	Ⓓ	Ⓔ		

HOW TO ORDER

Indicate the following information on order form:
1. Quantity of each item.
2. Model number, including options. See "How To Build a Model Number".
3. Any special service required.

Note: • The □ indicates that a choice is required.
- The absence of the □ indicates that no choice is required.
- Alpha-numeric characters in place of □ indicate that no other alternatives are available.

HOW TO BUILD A MODEL NUMBER

Ⓐ Select basic model.

Ⓑ Select horizontal surface finish.
Refer to the **Product Color Options** page in this price list.

Ⓒ Select vertical surface finish.
Refer to the **Product Color Options** page in this price list.

Ⓓ Select pull option.

NP	- Standard integral pull
BPA5	- Silver bar pull (5); add $65
KIB5	- Waterfall black pull (5); add $65
KIS5	- Waterfall silver pull (5); add $65
RCP5	- Rectangular silver pull (5); add $65

Ⓔ Select lock option.

KA	- Key alike
KS	- Key standard

SPECIAL SERVICES

Special Carton Marking

With specially marked information N/C

Shipping

Ships **assembled, FOB KI-Aristotle Brampton, ON L6T 5T6, freight prepaid.** Freight class 85.

Specifications and prices are subject to change without prior notice.

Aristotle® Classic Pedestal Desks

Bow Front Double Pedestal Desks

Aristotle® Classic Pedestal Desks
Bow Front Double Pedestal Desks

	MODEL	W x D x H	MODEL NUMBER Basic Model	Horizontal Surface Finish	Vertical Surface Finish	Pull Option	Lock Option	Approx. Packaged Weight	Delivered Pricing
 ARPED	**Bow Front Double Pedestal Desk, Box/ File Option A** • Two box/file pedestals • Full height modesty panel recessed 8-3/4" for 36" deep desks and 14-3/4" for 42" deep desks • Grommets not offered • Pedestals feature locks on inside panels • Integral pull is standard; use xxx4 for optional pulls	66 x 36 x 29"	KBDP6636A.H	□□□	□□□	□□□□	□□	260.0#	$ 2464
		72 x 42 x 29"	KBDP7242A.H	□□□	□□□	□□□□	□□	280.0#	2473
		84 x 42 x 29"	KBDP8442A.H	□□□	□□□	□□□□	□□	290.0#	2544
 ARPED	**Bow Front Double Pedestal Desk, Box/ Box/File Option B** • Two box/box/file pedestals • Full height modesty panel recessed 8-3/4" for 36" deep desks and 14-3/4" for 42" deep desks • Grommets not offered • Pedestals feature locks on inside panels • Integral pull is standard; use xxx6 for optional pulls • Upper box drawers are non-locking	66 x 36 x 29"	KBDP6636B.H	□□□	□□□	□□□□	□□	320.0#	$ 2888
		72 x 42 x 29"	KBDP7242B.H	□□□	□□□	□□□□	□□	340.0#	2913
		84 x 42 x 29"	KBDP8442B.H	□□□	□□□	□□□□	□□	350.0#	2952
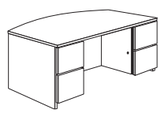 ARPED	**Bow Front Double Pedestal Desk, File/ File Option C** • Two file/file pedestals • Full height modesty panel recessed 8-3/4" for 36" deep desks and 14-3/4" for 42" deep desks • Grommets not offered • Pedestals feature locks on inside panels • Integral pull is standard; use xxx4 for optional pulls	66 x 36 x 29"	KBDP6636C.H	□□□	□□□	□□□□	□□	320.0#	$ 2888
		72 x 42 x 29"	KBDP7242C.H	□□□	□□□	□□□□	□□	340.0#	2913
		84 x 42 x 29"	KBDP8442C.H	□□□	□□□	□□□□	□□	350.0#	2952

Ⓐ Ⓑ Ⓒ Ⓓ Ⓔ

HOW TO ORDER

Indicate the following information on order form:
1. Quantity of each item.
2. Model number, including options. See "How To Build a Model Number".
3. Any special service required.

Note: • The □ indicates that a choice is required.
• The absence of the □ indicates that no choice is required.
• Alpha-numeric characters in place of □ indicate that no other alternatives are available.

HOW TO BUILD A MODEL NUMBER

Ⓐ Select basic model.

Ⓑ Select horizontal surface finish.
Refer to the **Product Color Options** page in this price list.

Ⓒ Select vertical surface finish.
Refer to the **Product Color Options** page in this price list.

Ⓓ Select pull option.

NP	- Standard integral pull
BPA4	- Silver bar pull (4); add $51
BPA6	- Silver bar pull (6); add $77
KIB4	- Waterfall black pull (4); add $51
KIB6	- Waterfall black pull (6); add $77
KIS4	- Waterfall silver pull (4); add $51
KIS6	- Waterfall silver pull (6); add $77
RCP4	- Rectangular silver pull (4); add $51
RCP6	- Rectangular silver pull (6); add $77

Ⓔ Select lock option.

KA	- Key alike
KS	- Key standard

SPECIAL SERVICES

Special Carton Marking

With specially marked information N/C

Shipping

Ships **assembled, FOB KI-Aristotle Brampton, ON L6T 5T6, freight prepaid.** Freight class 85.

Specifications and prices are subject to change without prior notice.

Aristotle® Classic Pedestal Desks

Bow Front Double Pedestal Desks

Aristotle® Classic Pedestal Desks
Bow Front Double Pedestal Desks

	MODEL	W x D x H	MODEL NUMBER: Basic Model	Horizontal Surface Finish	Vertical Surface Finish	Pull Option	Lock Option	Approx. Packaged Weight	Delivered Pricing
 ARPED	**Bow Front Double Pedestal Desk, Box/ Box/File Option F** • Box/box/file pedestal on left, upper drawer non-locking • Locking file/file pedestal on right • Full height modesty panel recessed 8-3/4" for 36" deep desks and 14-3/4" for 42" deep desks • Grommets not offered • Pedestals feature locks on inside panels • Integral pull is standard; use xxx5 for optional pulls	66 x 36 x 29"	KBDP6636F.H	□□□	□□□	□□□□	□□	320.0#	$ 2888
		72 x 42 x 29"	KBDP7242F.H	□□□	□□□	□□□□	□□	340.0#	2913
		84 x 42 x 29"	KBDP8442F.H	□□□	□□□	□□□□	□□	350.0#	2952
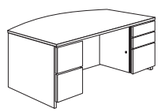 ARPED	**Bow Front Double Pedestal Desk, Locking File/File Option G** • Locking file/file pedestal on left • Box/box/file pedestal on right, upper drawer non-locking • Full height modesty panel recessed 8-3/4" for 36" deep desks and 14-3/4" for 42" deep desks • Grommets not offered • Pedestals feature locks on inside panels • Integral pull is standard; use xxx5 for optional pulls	66 x 36 x 29"	KBDP6636G.H	□□□	□□□	□□□□	□□	320.0#	$ 2888
		72 x 42 x 29"	KBDP7242G.H	□□□	□□□	□□□□	□□	340.0#	2913
		84 x 42 x 29"	KBDP8442G.H	□□□	□□□	□□□□	□□	350.0#	2952
			Ⓐ	Ⓑ	Ⓒ	Ⓓ	Ⓔ		

HOW TO ORDER

Indicate the following information on order form:
1. Quantity of each item.
2. Model number, including options. See "How To Build a Model Number".
3. Any special service required.

Note: • The □ indicates that a choice is required.
- The absence of the □ indicates that no choice is required.
- Alpha-numeric characters in place of □ indicate that no other alternatives are available.

HOW TO BUILD A MODEL NUMBER

Ⓐ Select basic model.

Ⓑ Select horizontal surface finish.
Refer to the **Product Color Options** page in this price list.

Ⓒ Select vertical surface finish.
Refer to the **Product Color Options** page in this price list.

Ⓓ Select pull option.

NP	- Standard integral pull
BPA5	- Silver bar pull (5); add $65
KIB5	- Waterfall black pull (5); add $65
KIS5	- Waterfall silver pull (5); add $65
RCP5	- Rectangular silver pull (5); add $65

Ⓔ Select lock option.

KA	- Key alike
KS	- Key standard

SPECIAL SERVICES

Special Carton Marking

With specially marked information N/C

Shipping

Ships **assembled, FOB KI-Aristotle Brampton, ON L6T 5T6, freight prepaid.** Freight class 85.

Specifications and prices are subject to change without prior notice.

Aristotle® Classic Pedestal Desks

Single Pedestal Desks-Pedestal on Left

Aristotle® Classic Pedestal Desks

Single Pedestal Desks-Pedestal on Left

	MODEL	W x D x H	MODEL NUMBER Basic Model	Horizontal Surface Finish	Vertical Surface Finish	End Panel	Pull Option	Lock Option	Approx. Packaged Weight	Delivered Pricing
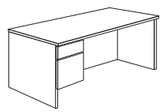 ARSPD	**Single Pedestal Desk-Left, Box/File Option A** • Box/file pedestal on left • Full height modesty panel recessed 2-1/2" for 30" deep desks and 8-3/4" for 36" deep desks • Grommets not offered • Pedestals feature locks on inside panels • Integral pull is standard; use xxx2 for optional pulls	48 x 30 x 29"	KSPL4830A.H	□□□	□□□	□□□□	□□□□	□□	170.0#	$ 1350
		54 x 30 x 29"	KSPL5430A.H	□□□	□□□	□□□□	□□□□	□□	180.0#	1401
		60 x 30 x 29"	KSPL6030A.H	□□□	□□□	□□□□	□□□□	□□	190.0#	1471
		66 x 30 x 29"	KSPL6630A.H	□□□	□□□	□□□□	□□□□	□□	200.0#	1567
		72 x 30 x 29"	KSPL7230A.H	□□□	□□□	□□□□	□□□□	□□	210.0#	1676
		72 x 36 x 29"	KSPL7236A.H	□□□	□□□	□□□□	□□□□	□□	220.0#	1733
		84 x 36 x 29"	KSPL8436A.H	□□□	□□□	□□□□	□□□□	□□	230.0#	1769
 ARSPD	**Single Pedestal Desk-Left, Box/Box/File Option B** • Box/box/file pedestal on left • Full height modesty panel recessed 2-1/2" for 30" deep desks and 8-3/4" for 36" deep desks • Grommets not offered • Pedestals feature locks on inside panels • Integral pull is standard; use xxx3 for optional pulls • Upper box drawer is non-locking	48 x 30 x 29"	KSPL4830B.H	□□□	□□□	□□□□	□□□□	□□	200.0#	$ 1567
		54 x 30 x 29"	KSPL5430B.H	□□□	□□□	□□□□	□□□□	□□	210.0#	1602
		60 x 30 x 29"	KSPL6030B.H	□□□	□□□	□□□□	□□□□	□□	220.0#	1687
		66 x 30 x 29"	KSPL6630B.H	□□□	□□□	□□□□	□□□□	□□	230.0#	1788
		72 x 30 x 29"	KSPL7230B.H	□□□	□□□	□□□□	□□□□	□□	240.0#	1874
		72 x 36 x 29"	KSPL7236B.H	□□□	□□□	□□□□	□□□□	□□	250.0#	1950
		84 x 36 x 29"	KSPL8436B.H	□□□	□□□	□□□□	□□□□	□□	260.0#	1950
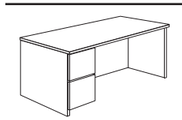 ARSPD	**Single Pedestal Desk-Left, File/File Option C** • File/file pedestal on left • Full height modesty panel recessed 2-1/2" for 30" deep desks and 8-3/4" for 36" deep desks • Grommets not offered • Pedestals feature locks on inside panels • Integral pull is standard; use xxx2 for optional pulls	48 x 30 x 29"	KSPL4830C.H	□□□	□□□	□□□□	□□□□	□□	200.0#	$ 1567
		54 x 30 x 29"	KSPL5430C.H	□□□	□□□	□□□□	□□□□	□□	210.0#	1602
		60 x 30 x 29"	KSPL6030C.H	□□□	□□□	□□□□	□□□□	□□	220.0#	1687
		66 x 30 x 29"	KSPL6630C.H	□□□	□□□	□□□□	□□□□	□□	230.0#	1788
		72 x 30 x 29"	KSPL7230C.H	□□□	□□□	□□□□	□□□□	□□	240.0#	1874
		72 x 36 x 29"	KSPL7236C.H	□□□	□□□	□□□□	□□□□	□□	250.0#	1950
		84 x 36 x 29"	KSPL8436C.H	□□□	□□□	□□□□	□□□□	□□	260.0#	1950

Ⓐ Ⓑ Ⓒ Ⓓ Ⓔ Ⓕ

HOW TO ORDER

Indicate the following information on order form:
1. Quantity of each item.
2. Model number, including options. See "How To Build a Model Number".
3. Any special service required.

Note: • The □ indicates that a choice is required.
- The absence of the □ indicates that no choice is required.
- Alpha-numeric characters in place of □ indicate that no other alternatives are available.

HOW TO BUILD A MODEL NUMBER

Ⓐ Select basic model.

Ⓑ Select horizontal surface finish.
Refer to the **Product Color Options** page in this price list.

Ⓒ Select vertical surface finish.
Refer to the **Product Color Options** page in this price list.

Ⓓ Select end panel option.

CGR	- Recessed end panel right side
FULL	- Full end panel both sides

Ⓔ Select pull option.

NP	- Standard integral pull
BPA2	- Silver bar pull (2); add $26
BPA3	- Silver bar pull (3); add $39
KIB2	- Waterfall black pull (2); add $26
KIB3	- Waterfall black pull (3); add $39
KIS2	- Waterfall silver pull (2); add $26
KIS3	- Waterfall silver pull (3); add $39
RCP2	- Rectangular silver pull (2); add $26
RCP3	- Rectangular silver pull (3); add $39

Ⓕ Select lock option.

KA	- Key alike
KS	- Key standard

SPECIAL SERVICES

Special Carton Marking

With specially marked information	N/C

Shipping

Ships **assembled, FOB KI-Aristotle Brampton, ON L6T 5T6, freight prepaid.** Freight class 85.

Specifications and prices are subject to change without prior notice.

Aristotle® Classic Pedestal Desks

Bow Front Single Pedestal Desks-Pedestal on Left

Aristotle® Classic Pedestal Desks

Bow Front Single Pedestal Desks-Pedestal on Left

	MODEL	W x D x H	MODEL NUMBER Basic Model	Horizontal Surface Finish	Vertical Surface Finish	Pull Option	Lock Option	Approx. Packaged Weight	Delivered Pricing
 ARPED	**Bow Front Single Pedestal Desk-Left, Box/File Option A** • Box/file pedestal on left • Full height modesty panel recessed 8-3/4" for 36" deep desks and 14-3/4" for 42" deep desks • Grommets not offered • Pedestals feature locks on inside panels • Integral pull is standard; use xxx2 for optional pulls	66 x 36 x 29"	KBSPL6636A.H	□□□	□□□	□□□□	□□	205.0#	$ 2020
		72 x 42 x 29"	KBSPL7242A.H	□□□	□□□	□□□□	□□	225.0#	2083
		84 x 42 x 29"	KBSPL8442A.H	□□□	□□□	□□□□	□□	235.0#	2144
 ARPED	**Bow Front Single Pedestal Desk-Left, Box/Box/File Option B** • Box/box/file pedestal on left • Full height modesty panel recessed 8-3/4" for 36" deep desks and 14-3/4" for 42" deep desks • Grommets not offered • Pedestals feature locks on inside panels • Integral pull is standard; use xxx3 for optional pulls • Upper box drawer is non-locking	66 x 36 x 29"	KBSPL6636B.H	□□□	□□□	□□□□	□□	235.0#	$ 2230
		72 x 42 x 29"	KBSPL7242B.H	□□□	□□□	□□□□	□□	255.0#	2301
		84 x 42 x 29"	KBSPL8442B.H	□□□	□□□	□□□□	□□	265.0#	2368
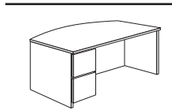 ARPED	**Bow Front Single Pedestal Desk-Left, File/File Option C** • File/file pedestal on left • Full height modesty panel recessed 8-3/4" for 36" deep desks and 14-3/4" for 42" deep desks • Grommets not offered • Pedestals feature locks on inside panels • Integral pull is standard; use xxx2 for optional pulls	66 x 36 x 29"	KBSPL6636C.H	□□□	□□□	□□□□	□□	235.0#	$ 2230
		72 x 42 x 29"	KBSPL7242C.H	□□□	□□□	□□□□	□□	255.0#	2301
		84 x 42 x 29"	KBSPL8442C.H	□□□	□□□	□□□□	□□	265.0#	2368
			Ⓐ	Ⓑ	Ⓒ	Ⓓ	Ⓔ		

HOW TO ORDER

Indicate the following information on order form:
1. Quantity of each item.
2. Model number, including options. See "How To Build a Model Number".
3. Any special service required.

Note: • The □ indicates that a choice is required.
- The absence of the □ indicates that no choice is required.
- Alpha-numeric characters in place of □ indicate that no other alternatives are available.

HOW TO BUILD A MODEL NUMBER

Ⓐ Select basic model.

Ⓑ Select horizontal surface finish.
Refer to the **Product Color Options** page in this price list.

Ⓒ Select vertical surface finish.
Refer to the **Product Color Options** page in this price list.

Ⓓ Select pull option.

NP	- Standard integral pull
BPA2	- Silver bar pull (2); add $26
BPA3	- Silver bar pull (3); add $39
KIB2	- Waterfall black pull (2); add $26
KIB3	- Waterfall black pull (3); add $39
KIS2	- Waterfall silver pull (2); add $26
KIS3	- Waterfall silver pull (3); add $39
RCP2	- Rectangular silver pull (2); add $26
RCP3	- Rectangular silver pull (3); add $39

Ⓔ Select lock option.

KA	- Key alike
KS	- Key standard

SPECIAL SERVICES

Special Carton Marking

With specially marked information N/C

Shipping

Ships **assembled, FOB KI-Aristotle Brampton, ON L6T 5T6, freight prepaid.** Freight class 85.

Specifications and prices are subject to change without prior notice.

Aristotle® Classic Pedestal Desks

Single Pedestal Desks-Pedestal on Right

Aristotle® Classic Pedestal Desks

Single Pedestal Desks-Pedestal on Right

	MODEL	W x D x H	MODEL NUMBER: Basic Model	Horizontal Surface Finish	Vertical Surface Finish	End Panel	Pull Option	Lock Option	Approx. Packaged Weight	Delivered Pricing
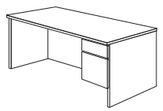 ARSPD	**Single Pedestal Desk-Right, Box/File Option A** • Box/file pedestal on right • Full height modesty panel recessed 2-1/2" for 30" deep desks and 8-3/4" for 36" deep desks • Grommets not offered • Pedestals feature locks on inside panels • Integral pull is standard; use xxx2 for optional pulls	48 x 30 x 29"	KSPR4830A.H	□□□	□□□	□□□□	□□□□	□□	170.0#	$ 1350
		54 x 30 x 29"	KSPR5430A.H	□□□	□□□	□□□□	□□□□	□□	180.0#	1401
		60 x 30 x 29"	KSPR6030A.H	□□□	□□□	□□□□	□□□□	□□	190.0#	1471
		66 x 30 x 29"	KSPR6630A.H	□□□	□□□	□□□□	□□□□	□□	200.0#	1567
		72 x 30 x 29"	KSPR7230A.H	□□□	□□□	□□□□	□□□□	□□	210.0#	1676
		72 x 36 x 29"	KSPR7236A.H	□□□	□□□	□□□□	□□□□	□□	220.0#	1733
		84 x 36 x 29"	KSPR8436A.H	□□□	□□□	□□□□	□□□□	□□	230.0#	1769
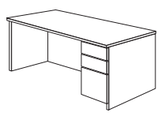 ARSPD	**Single Pedestal Desk-Right, Box/Box/File Option B** • Box/box/file pedestal on right • Full height modesty panel recessed 2-1/2" for 30" deep desks and 8-3/4" for 36" deep desks • Grommets not offered • Pedestals feature locks on inside panels • Integral pull is standard; use xxx3 for optional pulls • Upper box drawer is non-locking	48 x 30 x 29"	KSPR4830B.H	□□□	□□□	□□□□	□□□□	□□	200.0#	$ 1567
		54 x 30 x 29"	KSPR5430B.H	□□□	□□□	□□□□	□□□□	□□	210.0#	1602
		60 x 30 x 29"	KSPR6030B.H	□□□	□□□	□□□□	□□□□	□□	220.0#	1687
		66 x 30 x 29"	KSPR6630B.H	□□□	□□□	□□□□	□□□□	□□	230.0#	1788
		72 x 30 x 29"	KSPR7230B.H	□□□	□□□	□□□□	□□□□	□□	240.0#	1874
		72 x 36 x 29"	KSPR7236B.H	□□□	□□□	□□□□	□□□□	□□	250.0#	1950
		84 x 36 x 29"	KSPR8436B.H	□□□	□□□	□□□□	□□□□	□□	260.0#	1950
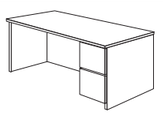 ARSPD	**Single Pedestal Desk-Right, File/File Option C** • File/file pedestal on right • Full height modesty panel recessed 2-1/2" for 30" deep desks and 8-3/4" for 36" deep desks • Grommets not offered • Pedestals feature locks on inside panels • Integral pull is standard; use xxx2 for optional pulls	48 x 30 x 29"	KSPR4830C.H	□□□	□□□	□□□□	□□□□	□□	200.0#	$ 1567
		54 x 30 x 29"	KSPR5430C.H	□□□	□□□	□□□□	□□□□	□□	210.0#	1602
		60 x 30 x 29"	KSPR6030C.H	□□□	□□□	□□□□	□□□□	□□	220.0#	1687
		66 x 30 x 29"	KSPR6630C.H	□□□	□□□	□□□□	□□□□	□□	230.0#	1788
		72 x 30 x 29"	KSPR7230C.H	□□□	□□□	□□□□	□□□□	□□	240.0#	1874
		72 x 36 x 29"	KSPR7236C.H	□□□	□□□	□□□□	□□□□	□□	250.0#	1951
		84 x 36 x 29"	KSPR8436C.H	□□□	□□□	□□□□	□□□□	□□	260.0#	1950

Ⓐ Ⓑ Ⓒ Ⓓ Ⓔ Ⓕ

HOW TO ORDER

Indicate the following information on order form:
1. Quantity of each item.
2. Model number, including options. See "How To Build a Model Number".
3. Any special service required.

Note: • The □ indicates that a choice is required.
- The absence of the □ indicates that no choice is required.
- Alpha-numeric characters in place of □ indicate that no other alternatives are available.

HOW TO BUILD A MODEL NUMBER

Ⓐ Select basic model.

Ⓑ Select horizontal surface finish.
Refer to the **Product Color Options** page in this price list.

Ⓒ Select vertical surface finish.
Refer to the **Product Color Options** page in this price list.

Ⓓ Select end panel option.

CGL	- Recessed end panel left side
FULL	- Full end panel both sides

Ⓔ Select pull option.

NP	- Standard integral pull
BPA2	- Silver bar pull (2); add $26
BPA3	- Silver bar pull (3); add $39
KIB2	- Waterfall black pull (2); add $26
KIB3	- Waterfall black pull (3); add $39
KIS2	- Waterfall silver pull (2); add $26
KIS3	- Waterfall silver pull (3); add $39
RCP2	- Rectangular silver pull (2); add $26
RCP3	- Rectangular silver pull (3); add $39

Ⓕ Select lock option.

KA	- Key alike
KS	- Key standard

SPECIAL SERVICES

Special Carton Marking

With specially marked information	N/C

Shipping

Ships **assembled, FOB KI-Aristotle Brampton, ON L6T 5T6, freight prepaid.** Freight class 85.

Specifications and prices are subject to change without prior notice.

Aristotle® Classic Pedestal Desks

Bow Front Single Pedestal Desks-Pedestal on Right

Aristotle® Classic Pedestal Desks

Bow Front Single Pedestal Desks-Pedestal on Right

	MODEL	W x D x H	MODEL NUMBER Basic Model	Horizontal Surface Finish	Vertical Surface Finish	Pull Option	Lock Option	Approx. Packaged Weight	Delivered Pricing
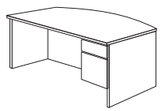 ARPED	**Bow Front Single Pedestal Desk-Right, Box/File Option A** • Box/file pedestal on right • Full height modesty panel recessed 8-3/4" for 36" deep desks and 14-3/4" for 42" deep desks • Grommets not offered • Pedestals feature locks on inside panels • Integral pull is standard; use xxx2 for optional pulls	66 x 36 x 29"	KBSPR6636A.H	□□□	□□□	□□□□	□□	205.0#	$ 2020
		72 x 42 x 29"	KBSPR7242A.H	□□□	□□□	□□□□	□□	225.0#	2083
		84 x 42 x 29"	KBSPR8442A.H	□□□	□□□	□□□□	□□	235.0#	2144
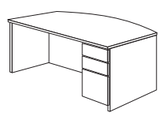 ARPED	**Bow Front Single Pedestal Desk-Right, Box/Box/File Option B** • Box/box/file pedestal on right • Full height modesty panel recessed 8-3/4" for 36" deep desks and 14-3/4" for 42" deep desks • Grommets not offered • Pedestals feature locks on inside panels • Integral pull is standard; use xxx3 for optional pulls • Upper box drawer is non-locking	66 x 36 x 29"	KBSPR6636B.H	□□□	□□□	□□□□	□□	235.0#	$ 2230
		72 x 42 x 29"	KBSPR7242B.H	□□□	□□□	□□□□	□□	255.0#	2301
		84 x 42 x 29"	KBSPR8442B.H	□□□	□□□	□□□□	□□	265.0#	2368
 ARPED	**Bow Front Single Pedestal Desk-Right, File/File Option C** • File/file pedestal on right • Full height modesty panel recessed 8-3/4" for 36" deep desks and 14-3/4" for 42" deep desks • Grommets not offered • Pedestals feature locks on inside panels • Integral pull is standard; use xxx2 for optional pulls	66 x 36 x 29"	KBSPR6636C.H	□□□	□□□	□□□□	□□	235.0#	$ 2230
		72 x 42 x 29"	KBSPR7242C.H	□□□	□□□	□□□□	□□	255.0#	2301
		84 x 42 x 29"	KBSPR8442C.H	□□□	□□□	□□□□	□□	265.0#	2368
			Ⓐ	Ⓑ	Ⓒ	Ⓓ	Ⓔ		

HOW TO ORDER

Indicate the following information on order form:
1. Quantity of each item.
2. Model number, including options. See "How To Build a Model Number".
3. Any special service required.

Note: • The □ indicates that a choice is required.
• The absence of the □ indicates that no choice is required.
• Alpha-numeric characters in place of □ indicate that no other alternatives are available.

HOW TO BUILD A MODEL NUMBER

Ⓐ Select basic model.

Ⓑ Select horizontal surface finish.
Refer to the **Product Color Options** page in this price list.

Ⓒ Select vertical surface finish.
Refer to the **Product Color Options** page in this price list.

Ⓓ Select pull option.

NP	- Standard integral pull
BPA2	- Silver bar pull (2); add $26
BPA3	- Silver bar pull (3); add $39
KIB2	- Waterfall black pull (2); add $26
KIB3	- Waterfall black pull (3); add $39
KIS2	- Waterfall silver pull (2); add $26
KIS3	- Waterfall silver pull (3); add $39
RCP2	- Rectangular silver pull (2); add $26
RCP3	- Rectangular silver pull (3); add $39

Ⓔ Select lock option.

KA	- Key alike
KS	- Key standard

SPECIAL SERVICES

Special Carton Marking

With specially marked information N/C

Shipping

Ships **assembled, FOB KI-Aristotle Brampton, ON L6T 5T6, freight prepaid.** Freight class 85.

Specifications and prices are subject to change without prior notice.

Aristotle® Classic Desks
Bow Front Desks-Straight Cutaway

Aristotle® Classic Desks
Bow Front Desks-Straight Cutaway

	MODEL	W1 x W2 x D x H	MODEL NUMBER Basic Model	Horizontal Surface Finish	Vertical Surface Finish	Approx. Packaged Weight	Delivered Pricing
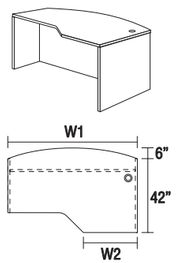	**Bow Front Desk-Extended Left, Straight Cutaway** • Straight cutaway • Bow front extends 6" on visitor side • Full height modesty panel is inset 14-1/4" • Accommodates full height or mobile pedestal, specified separately • Grommet included	66 x 20 x 48 x 29"	KECDS6620L.H	□□□	□□□	165.0#	$ 1823
		66 x 24 x 48 x 29"	KECDS6624L.H	□□□	□□□	165.0#	1823
		66 x 30 x 48 x 29"	KECDS6630L.H	□□□	□□□	165.0#	1823
		72 x 20 x 48 x 29"	KECDS7220L.H	□□□	□□□	175.0#	1885
		72 x 24 x 48 x 29"	KECDS7224L.H	□□□	□□□	175.0#	1885
		72 x 30 x 48 x 29"	KECDS7230L.H	□□□	□□□	175.0#	1885
		78 x 20 x 48 x 29"	KECDS7820L.H	□□□	□□□	186.0#	1943
		78 x 24 x 48 x 29"	KECDS7824L.H	□□□	□□□	186.0#	1943
		78 x 30 x 48 x 29"	KECDS7830L.H	□□□	□□□	186.0#	1943
ARPED							
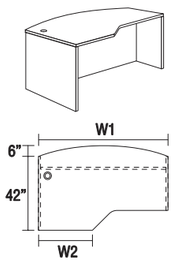	**Bow Front Desk-Extended Right, Straight Cutaway** • Straight cutaway • Bow front extends 6" on visitor side • Full height modesty panel is inset 14-1/4" • Accommodates full height or mobile pedestal, specified separately • Grommet included	66 x 20 x 48 x 29"	KECDS6620R.H	□□□	□□□	165.0#	$ 1823
		66 x 24 x 48 x 29"	KECDS6624R.H	□□□	□□□	165.0#	1823
		66 x 30 x 48 x 29"	KECDS6630R.H	□□□	□□□	165.0#	1823
		72 x 20 x 48 x 29"	KECDS7220R.H	□□□	□□□	175.0#	1885
		72 x 24 x 48 x 29"	KECDS7224R.H	□□□	□□□	175.0#	1885
		72 x 30 x 48 x 29"	KECDS7230R.H	□□□	□□□	175.0#	1885
		78 x 20 x 48 x 29"	KECDS7820R.H	□□□	□□□	186.0#	1943
		78 x 24 x 48 x 29"	KECDS7824R.H	□□□	□□□	186.0#	1943
		78 x 30 x 48 x 29"	KECDS7830R.H	□□□	□□□	186.0#	1943
ARPED							

Ⓐ Ⓑ Ⓒ

HOW TO ORDER

Indicate the following information on order form:
1. Quantity of each item.
2. Model number, including options. See "How To Build a Model Number".
3. Any special service required.

Note: • The □ indicates that a choice is required.
- The absence of the □ indicates that no choice is required.
- Alpha-numeric characters in place of □ indicate that no other alternatives are available.

HOW TO BUILD A MODEL NUMBER

Ⓐ Select basic model.

Ⓑ Select horizontal surface finish.
Refer to the **Product Color Options** page in this price list.

Ⓒ Select vertical surface finish.
Refer to the **Product Color Options** page in this price list.

SPECIAL SERVICES

Special Carton Marking

With specially marked information	N/C

Shipping

Ships **knocked down, FOB KI-Aristotle Brampton, ON L6T 5T6, freight prepaid.** Freight class 85.

Specifications and prices are subject to change without prior notice.

Aristotle® Classic Desks
Bow Front Desks-Curved Cutaway

Aristotle® Classic Desks
Bow Front Desks-Curved Cutaway

	MODEL	W1 x W2 x D x H	MODEL NUMBER Basic Model	Horizontal Surface Finish	Vertical Surface Finish	Approx. Packaged Weight	Delivered Pricing
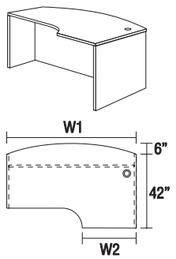	**Bow Front Desk-Extended Left, Curved Cutaway** • Curved cutaway • Bow front extends 6" on visitor side • Full height modesty panel is inset 14-1/4" • Accommodates full height or mobile pedestal, specified separately • Grommet included	66 x 20 x 48 x 29"	KECDC6620L.H	□□□	□□□	165.0#	$ 1823
		66 x 24 x 48 x 29"	KECDC6624L.H	□□□	□□□	165.0#	1823
		66 x 30 x 48 x 29"	KECDC6630L.H	□□□	□□□	165.0#	1823
		72 x 20 x 48 x 29"	KECDC7220L.H	□□□	□□□	175.0#	1885
		72 x 24 x 48 x 29"	KECDC7224L.H	□□□	□□□	175.0#	1885
		72 x 30 x 48 x 29"	KECDC7230L.H	□□□	□□□	175.0#	1885
		78 x 20 x 48 x 29"	KECDC7820L.H	□□□	□□□	186.0#	1943
		78 x 24 x 48 x 29"	KECDC7824L.H	□□□	□□□	186.0#	1943
		78 x 30 x 48 x 29"	KECDC7830L.H	□□□	□□□	186.0#	1943
ARPED							
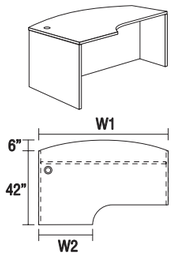	**Bow Front Desk-Extended Right, Curved Cutaway** • Curved cutaway • Bow front extends 6" on visitor side • Full height modesty panel is inset 14-1/4" • Accommodates full height or mobile pedestal, specified separately • Grommet included	66 x 20 x 48 x 29"	KECDC6620R.H	□□□	□□□	165.0#	$ 1823
		66 x 24 x 48 x 29"	KECDC6624R.H	□□□	□□□	165.0#	1823
		66 x 30 x 48 x 29"	KECDC6630R.H	□□□	□□□	165.0#	1823
		72 x 20 x 48 x 29"	KECDC7220R.H	□□□	□□□	175.0#	1885
		72 x 24 x 48 x 29"	KECDC7224R.H	□□□	□□□	175.0#	1885
		72 x 30 x 48 x 29"	KECDC7230R.H	□□□	□□□	175.0#	1885
		78 x 20 x 48 x 29"	KECDC7820R.H	□□□	□□□	186.0#	1943
		78 x 24 x 48 x 29"	KECDC7824R.H	□□□	□□□	186.0#	1943
		78 x 30 x 48 x 29"	KECDC7830R.H	□□□	□□□	186.0#	1943
ARPED							
			Ⓐ	Ⓑ	Ⓒ		

HOW TO ORDER

Indicate the following information on order form:
1. Quantity of each item.
2. Model number, including options. See "How To Build a Model Number".
3. Any special service required.

Note: • The □ indicates that a choice is required.
- The absence of the □ indicates that no choice is required.
- Alpha-numeric characters in place of □ indicate that no other alternatives are available.

HOW TO BUILD A MODEL NUMBER

Ⓐ Select basic model.

Ⓑ Select horizontal surface finish.
Refer to the **Product Color Options** page in this price list.

Ⓒ Select vertical surface finish.
Refer to the **Product Color Options** page in this price list.

SPECIAL SERVICES

Special Carton Marking

With specially marked information	N/C

Shipping

Ships **knocked down, FOB KI-Aristotle Brampton, ON L6T 5T6, freight prepaid.** Freight class 85.

Specifications and prices are subject to change without prior notice.

Aristotle® Classic Desks
P-Top Desks-Straight Cutaway

Aristotle® Classic Desks
P-Top Desks-Straight Cutaway

	MODEL	W1 x W2 x D x H	MODEL NUMBER Basic Model	Horizontal Surface Finish	Vertical Surface Finish	Leg Finish	Modesty Panel	Approx. Packaged Weight	Delivered Pricing
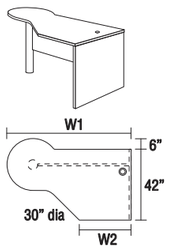	**P-Top Desk-Extended Left, Straight Cutaway** • Straight cutaway • Modesty panel is 14” standard; full modesty panel available with upcharge • 6” diameter post leg • Grommet included	66 x 20 x 48 x 29”	KPTCS6620L.H	□□□	□□□	□□	□□□	123.0#	$ 2030
		66 x 24 x 48 x 29”	KPTCS6624L.H	□□□	□□□	□□	□□□	123.0#	2030
		66 x 30 x 48 x 29”	KPTCS6630L.H	□□□	□□□	□□	□□□	123.0#	2030
		72 x 20 x 48 x 29”	KPTCS7220L.H	□□□	□□□	□□	□□□	130.0#	2087
		72 x 24 x 48 x 29”	KPTCS7224L.H	□□□	□□□	□□	□□□	130.0#	2087
		72 x 30 x 48 x 29”	KPTCS7230L.H	□□□	□□□	□□	□□□	130.0#	2087
		78 x 30 x 48 x 29”	KPTCS7820L.H	□□□	□□□	□□	□□□	138.0#	2149
		78 x 24 x 48 x 29”	KPTCS7824L.H	□□□	□□□	□□	□□□	138.0#	2149
		78 x 30 x 48 x 29”	KPTCS7830L.H	□□□	□□□	□□	□□□	138.0#	2149
ARSPD									
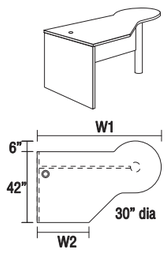	**P-Top Desk-Extended Right, Straight Cutaway** • Straight cutaway • Modesty panel is 14” standard; full modesty panel available with upcharge • 6” diameter post leg • Grommet included	66 x 20 x 48 x 29”	KPTCS6620R.H	□□□	□□□	□□	□□□	123.0#	$ 2030
		66 x 24 x 48 x 29”	KPTCS6624R.H	□□□	□□□	□□	□□□	123.0#	2030
		66 x 30 x 48 x 29”	KPTCS6630R.H	□□□	□□□	□□	□□□	123.0#	2030
		72 x 20 x 48 x 29”	KPTCS7220R.H	□□□	□□□	□□	□□□	130.0#	2087
		72 x 24 x 48 x 29”	KPTCS7224R.H	□□□	□□□	□□	□□□	130.0#	2087
		72 x 30 x 48 x 29”	KPTCS7230R.H	□□□	□□□	□□	□□□	130.0#	2087
		78 x 20 x 48 x 29”	KPTCS7820R.H	□□□	□□□	□□	□□□	138.0#	2149
		78 x 24 x 48 x 29”	KPTCS7824R.H	□□□	□□□	□□	□□□	138.0#	2149
		78 x 30 x 48 x 29”	KPTCS7830R.H	□□□	□□□	□□	□□□	138.0#	2149
ARSPD									
			Ⓐ	Ⓑ	Ⓒ	Ⓓ	Ⓔ		

HOW TO ORDER

Indicate the following information on order form:
1. Quantity of each item.
2. Model number, including options. See “How To Build a Model Number”.
3. Any special service required.

Note: • The □ indicates that a choice is required.
- The absence of the □ indicates that no choice is required.
- Alpha-numeric characters in place of □ indicate that no other alternatives are available.

HOW TO BUILD A MODEL NUMBER

Ⓐ Select basic model.

Ⓑ Select horizontal surface finish.
Refer to the **Product Color Options** page in this price list.

Ⓒ Select vertical surface finish.
Refer to the **Product Color Options** page in this price list.

Ⓓ Select leg finish.
Refer to the **Product Color Options** page in this price list.

Ⓔ Select modesty panel.

PMP	- 14” partial back panel (Standard)
FMP	- Full height modesty panel; add $90

SPECIAL SERVICES

Special Carton Marking

With specially marked information	N/C

Shipping

Ships **knocked down, FOB KI-Aristotle Brampton, ON L6T 5T6, freight prepaid.** Freight class 85.

Specifications and prices are subject to change without prior notice.

Aristotle® Classic Desks
P-Top Desks-Curved Cutaway

Aristotle® Classic Desks
P-Top Desks-Curved Cutaway

	MODEL	W1 x W2 x D x H	MODEL NUMBER: Basic Model	Horizontal Surface Finish	Vertical Surface Finish	Leg Finish	Modesty Panel	Approx. Packaged Weight	Delivered Pricing
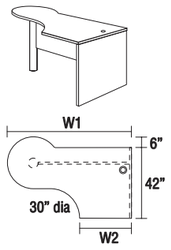	**P-Top Desk-Extended Left, Curved Cutaway** • Curved cutaway • Modesty panel is 14” standard; full modesty panel available with upcharge • 6” diameter post leg • Grommet included	66 x 20 x 48 x 29”	KPTCC6620L.H	□□□	□□□	□□	□□□	123.0#	$ 2030
		66 x 24 x 48 x 29”	KPTCC6624L.H	□□□	□□□	□□	□□□	123.0#	2030
		66 x 30 x 48 x 29”	KPTCC6630L.H	□□□	□□□	□□	□□□	123.0#	2030
		72 x 20 x 48 x 29”	KPTCC7220L.H	□□□	□□□	□□	□□□	130.0#	2087
		72 x 24 x 48 x 29”	KPTCC7224L.H	□□□	□□□	□□	□□□	130.0#	2087
		72 x 30 x 48 x 29”	KPTCC7230L.H	□□□	□□□	□□	□□□	130.0#	2087
		78 x 20 x 48 x 29”	KPTCC7820L.H	□□□	□□□	□□	□□□	138.0#	2149
		78 x 24 x 48 x 29”	KPTCC7824L.H	□□□	□□□	□□	□□□	138.0#	2149
		78 x 30 x 48 x 29”	KPTCC7830L.H	□□□	□□□	□□	□□□	138.0#	2149
ARSPD									
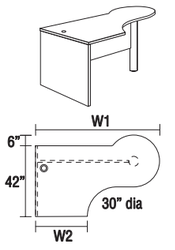	**P-Top Desk-Extended Right, Curved Cutaway** • Curved cutaway • Modesty panel is 14” standard; full modesty panel available with upcharge • 6” diameter post leg • Grommet included	66 x 20 x 48 x 29”	KPTCC6620R.H	□□□	□□□	□□	□□□	123.0#	$ 2030
		66 x 24 x 48 x 29”	KPTCC6624R.H	□□□	□□□	□□	□□□	123.0#	2030
		66 x 30 x 48 x 29”	KPTCC6630R.H	□□□	□□□	□□	□□□	123.0#	2030
		72 x 20 x 48 x 29”	KPTCC7220R.H	□□□	□□□	□□	□□□	130.0#	2087
		72 x 24 x 48 x 29”	KPTCC7224R.H	□□□	□□□	□□	□□□	130.0#	2087
		72 x 30 x 48 x 29”	KPTCC7230R.H	□□□	□□□	□□	□□□	130.0#	2087
		78 x 20 x 48 x 29”	KPTCC7820R.H	□□□	□□□	□□	□□□	138.0#	2149
		78 x 24 x 48 x 29”	KPTCC7824R.H	□□□	□□□	□□	□□□	138.0#	2149
		78 x 30 x 48 x 29”	KPTCC7830R.H	□□□	□□□	□□	□□□	138.0#	2149
ARSPD									
			Ⓐ	Ⓑ	Ⓒ	Ⓓ	Ⓔ		

HOW TO ORDER

Indicate the following information on order form:
1. Quantity of each item.
2. Model number, including options. See “How To Build a Model Number”.
3. Any special service required.

Note: • The □ indicates that a choice is required.
- The absence of the □ indicates that no choice is required.
- Alpha-numeric characters in place of □ indicate that no other alternatives are available.

HOW TO BUILD A MODEL NUMBER

Ⓐ Select basic model.

Ⓑ Select horizontal surface finish.
Refer to the **Product Color Options** page in this price list.

Ⓒ Select vertical surface finish.
Refer to the **Product Color Options** page in this price list.

Ⓓ Select leg finish.
Refer to the **Product Color Options** page in this price list.

Ⓔ Select modesty panel.

PMP	- 14” partial back panel (Standard)
FMP	- Full height modesty panel; add $90

SPECIAL SERVICES

Special Carton Marking

With specially marked information	N/C

Shipping

Ships **knocked down, FOB KI-Aristotle Brampton, ON L6T 5T6, freight prepaid.** Freight class 85.

Specifications and prices are subject to change without prior notice.

Aristotle® Classic Desks
D-Top Desks-Straight Cutaway

Aristotle® Classic Desks
D-Top Desks-Straight Cutaway

	MODEL	W1 x W2 x D x H	MODEL NUMBER Basic Model	Horizontal Surface Finish	Vertical Surface Finish	Leg Finish	Modesty Panel	Approx. Packaged Weight	Delivered Pricing
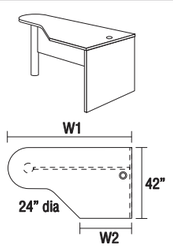	**D-Top Desk-24" Extended Left, Straight Cutaway** • Straight cutaway • Modesty panel is 14" standard; full modesty panel available with upcharge • 6" diameter post leg • Grommet included	66 x 20 x 42 x 29"	KDTCS662420L.H	□□□	□□□	□□	□□□	123.0#	$ 1824
		66 x 24 x 42 x 29"	KDTCS662424L.H	□□□	□□□	□□	□□□	123.0#	1824
		66 x 30 x 42 x 29"	KDTCS662430L.H	□□□	□□□	□□	□□□	123.0#	1824
		72 x 20 x 42 x 29"	KDTCS722420L.H	□□□	□□□	□□	□□□	130.0#	1885
		72 x 24 x 42 x 29"	KDTCS722424L.H	□□□	□□□	□□	□□□	130.0#	1885
		72 x 30 x 42 x 29"	KDTCS722430L.H	□□□	□□□	□□	□□□	130.0#	1885
		78 x 20 x 42 x 29"	KDTCS782420L.H	□□□	□□□	□□	□□□	138.0#	1944
		78 x 24 x 42 x 29"	KDTCS782424L.H	□□□	□□□	□□	□□□	138.0#	1944
		78 x 30 x 42 x 29"	KDTCS782430L.H	□□□	□□□	□□	□□□	138.0#	1944
ARSPD									
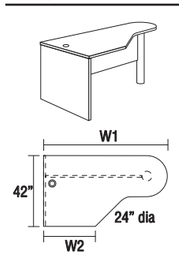	**D-Top Desk-24" Extended Right, Straight Cutaway** • Straight cutaway • Modesty panel is 14" standard; full modesty panel available with upcharge • 6" diameter post leg • Grommet included	66 x 20 x 42 x 29"	KDTCS662420R.H	□□□	□□□	□□	□□□	123.0#	$ 1824
		66 x 24 x 42 x 29"	KDTCS662424R.H	□□□	□□□	□□	□□□	123.0#	1824
		66 x 30 x 42 x 29"	KDTCS662430R.H	□□□	□□□	□□	□□□	123.0#	1824
		72 x 20 x 42 x 29"	KDTCS722420R.H	□□□	□□□	□□	□□□	130.0#	1885
		72 x 24 x 42 x 29"	KDTCS722424R.H	□□□	□□□	□□	□□□	130.0#	1885
		72 x 30 x 42 x 29"	KDTCS722430R.H	□□□	□□□	□□	□□□	130.0#	1885
		78 x 20 x 42 x 29"	KDTCS782420R.H	□□□	□□□	□□	□□□	138.0#	1944
		78 x 24 x 42 x 29"	KDTCS782424R.H	□□□	□□□	□□	□□□	138.0#	1944
		78 x 30 x 42 x 29"	KDTCS782430R.H	□□□	□□□	□□	□□□	138.0#	1944
ARSPD									
			Ⓐ	Ⓑ	Ⓒ	Ⓓ	Ⓔ		

HOW TO ORDER

Indicate the following information on order form:
1. Quantity of each item.
2. Model number, including options. See "How To Build a Model Number".
3. Any special service required.

Note: • The □ indicates that a choice is required.
- The absence of the □ indicates that no choice is required.
- Alpha-numeric characters in place of □ indicate that no other alternatives are available.

HOW TO BUILD A MODEL NUMBER

Ⓐ Select basic model.

Ⓑ Select horizontal surface finish.
Refer to the **Product Color Options** page in this price list.

Ⓒ Select vertical surface finish.
Refer to the **Product Color Options** page in this price list.

Ⓓ Select leg finish.
Refer to the **Product Color Options** page in this price list.

Ⓔ Select modesty panel.

PMP	- 14" partial back panel (Standard)
FMP	- Full height modesty panel; add $90

SPECIAL SERVICES

Special Carton Marking

With specially marked information	N/C

Shipping

Ships **knocked down, FOB KI-Aristotle Brampton, ON L6T 5T6, freight prepaid.** Freight class 85.

Specifications and prices are subject to change without prior notice.

Aristotle® Classic Desks
D-Top Desks-Curved Cutaway

Aristotle® Classic Desks
D-Top Desks-Curved Cutaway

	MODEL	W1 x W2 x D x H	MODEL NUMBER: Basic Model	Horizontal Surface Finish	Vertical Surface Finish	Leg Finish	Modesty Panel	Approx. Packaged Weight	Delivered Pricing
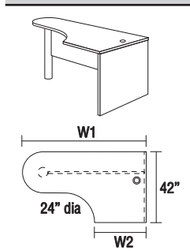	**D-Top Desk-24" Extended Left, Curved Cutaway** • Curved cutaway • Modesty panel is 14" standard; full modesty panel available with upcharge • 6" diameter post leg • Grommet included	66 x 20 x 42 x 29"	KDTCC662420L.H	□□□	□□□	□□	□□□	123.0#	$ 1824
		66 x 24 x 42 x 29"	KDTCC662424L.H	□□□	□□□	□□	□□□	123.0#	1824
		66 x 30 x 42 x 29"	KDTCC662430L.H	□□□	□□□	□□	□□□	123.0#	1824
		72 x 20 x 42 x 29"	KDTCC722420L.H	□□□	□□□	□□	□□□	130.0#	1885
		72 x 24 x 42 x 29"	KDTCC722424L.H	□□□	□□□	□□	□□□	130.0#	1885
		72 x 30 x 42 x 29"	KDTCC722430L.H	□□□	□□□	□□	□□□	130.0#	1885
		78 x 20 x 42 x 29"	KDTCC782420L.H	□□□	□□□	□□	□□□	138.0#	1944
		78 x 24 x 42 x 29"	KDTCC782424L.H	□□□	□□□	□□	□□□	138.0#	1944
		78 x 30 x 42 x 29"	KDTCC782430L.H	□□□	□□□	□□	□□□	138.0#	1944
ARSPD									
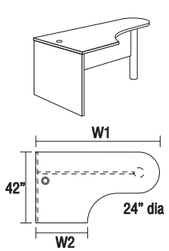	**D-Top Desk-24" Extended Right, Curved Cutaway** • Curved cutaway • Modesty panel is 14" standard; full modesty panel available with upcharge • 6" diameter post leg • Grommet included	66 x 20 x 42 x 29"	KDTCC662420R.H	□□□	□□□	□□	□□□	123.0#	$ 1824
		66 x 24 x 42 x 29"	KDTCC662424R.H	□□□	□□□	□□	□□□	123.0#	1824
		66 x 30 x 42 x 29"	KDTCC662430R.H	□□□	□□□	□□	□□□	123.0#	1824
		72 x 20 x 42 x 29"	KDTCC722420R.H	□□□	□□□	□□	□□□	130.0#	1885
		72 x 24 x 42 x 29"	KDTCC722424R.H	□□□	□□□	□□	□□□	130.0#	1885
		72 x 30 x 42 x 29"	KDTCC722430R.H	□□□	□□□	□□	□□□	130.0#	1885
		78 x 20 x 42 x 29"	KDTCC782420R.H	□□□	□□□	□□	□□□	138.0#	1944
		78 x 24 x 42 x 29"	KDTCC782424R.H	□□□	□□□	□□	□□□	138.0#	1944
		78 x 30 x 42 x 29"	KDTCC782430R.H	□□□	□□□	□□	□□□	138.0#	1944
ARSPD									
			Ⓐ	Ⓑ	Ⓒ	Ⓓ	Ⓔ		

HOW TO ORDER

Indicate the following information on order form:
1. Quantity of each item.
2. Model number, including options. See "How To Build a Model Number".
3. Any special service required.

Note: • The □ indicates that a choice is required.
- The absence of the □ indicates that no choice is required.
- Alpha-numeric characters in place of □ indicate that no other alternatives are available.

HOW TO BUILD A MODEL NUMBER

Ⓐ Select basic model.

Ⓑ Select horizontal surface finish.
Refer to the **Product Color Options** page in this price list.

Ⓒ Select vertical surface finish.
Refer to the **Product Color Options** page in this price list.

Ⓓ Select leg finish.
Refer to the **Product Color Options** page in this price list.

Ⓔ Select modesty panel.

PMP	- 14" partial back panel (Standard)
FMP	- Full height modesty panel; add $90

SPECIAL SERVICES

Special Carton Marking

With specially marked information	N/C

Shipping

Ships **knocked down, FOB KI-Aristotle Brampton, ON L6T 5T6, freight prepaid.** Freight class 85.

Specifications and prices are subject to change without prior notice.

Aristotle® Classic Desks
D-Top Desks-Straight Cutaway

Aristotle® Classic Desks
D-Top Desks-Straight Cutaway

	MODEL	W1 x W2 x D x H	MODEL NUMBER Basic Model	Horizontal Surface Finish	Vertical Surface Finish	Leg Finish	Modesty Panel	Approx. Packaged Weight	Delivered Pricing
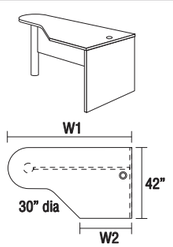	**D-Top Desk-30" Extended Left, Straight Cutaway** • Straight cutaway • Modesty panel is 14" standard; full modesty panel available with upcharge • 6" diameter post leg • Grommet included	66 x 20 x 42 x 29"	KDTCS663020L.H	☐☐☐	☐☐☐	☐☐	☐☐☐	125.0#	$ 1824
		66 x 24 x 42 x 29"	KDTCS663024L.H	☐☐☐	☐☐☐	☐☐	☐☐☐	125.0#	1824
		66 x 30 x 42 x 29"	KDTCS663030L.H	☐☐☐	☐☐☐	☐☐	☐☐☐	125.0#	1824
		72 x 20 x 42 x 29"	KDTCS723020L.H	☐☐☐	☐☐☐	☐☐	☐☐☐	132.0#	1885
		72 x 24 x 42 x 29"	KDTCS723024L.H	☐☐☐	☐☐☐	☐☐	☐☐☐	132.0#	1885
		72 x 30 x 42 x 29"	KDTCS723030L.H	☐☐☐	☐☐☐	☐☐	☐☐☐	132.0#	1885
		78 x 20 x 42 x 29"	KDTCS783020L.H	☐☐☐	☐☐☐	☐☐	☐☐☐	140.0#	1944
		78 x 24 x 42 x 29"	KDTCS783024L.H	☐☐☐	☐☐☐	☐☐	☐☐☐	140.0#	1944
		78 x 30 x 42 x 29"	KDTCS783030L.H	☐☐☐	☐☐☐	☐☐	☐☐☐	140.0#	1944
ARSPD									
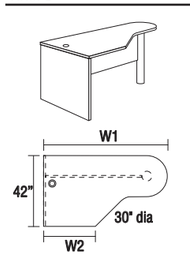	**D-Top Desk-30" Extended Right, Straight Cutaway** • Straight cutaway • Modesty panel is 14" standard; full modesty panel available with upcharge • 6" diameter post leg • Grommet included	66 x 20 x 42 x 29"	KDTCS663020R.H	☐☐☐	☐☐☐	☐☐	☐☐☐	125.0#	$ 1824
		66 x 24 x 42 x 29"	KDTCS663024R.H	☐☐☐	☐☐☐	☐☐	☐☐☐	125.0#	1824
		66 x 30 x 42 x 29"	KDTCS663030R.H	☐☐☐	☐☐☐	☐☐	☐☐☐	125.0#	1824
		72 x 20 x 42 x 29"	KDTCS723020R.H	☐☐☐	☐☐☐	☐☐	☐☐☐	132.0#	1885
		72 x 24 x 42 x 29"	KDTCS723024R.H	☐☐☐	☐☐☐	☐☐	☐☐☐	132.0#	1885
		72 x 30 x 42 x 29"	KDTCS723030R.H	☐☐☐	☐☐☐	☐☐	☐☐☐	132.0#	1885
		78 x 20 x 42 x 29"	KDTCS783020R.H	☐☐☐	☐☐☐	☐☐	☐☐☐	140.0#	1944
		78 x 24 x 42 x 29"	KDTCS783024R.H	☐☐☐	☐☐☐	☐☐	☐☐☐	140.0#	1944
		78 x 30 x 42 x 29"	KDTCS783030R.H	☐☐☐	☐☐☐	☐☐	☐☐☐	140.0#	1944
ARSPD									
			Ⓐ	Ⓑ	Ⓒ	Ⓓ	Ⓔ		

HOW TO ORDER

Indicate the following information on order form:
1. Quantity of each item.
2. Model number, including options. See "How To Build a Model Number".
3. Any special service required.

Note: • The ☐ indicates that a choice is required.
- The absence of the ☐ indicates that no choice is required.
- Alpha-numeric characters in place of ☐ indicate that no other alternatives are available.

HOW TO BUILD A MODEL NUMBER

Ⓐ Select basic model.

Ⓑ Select horizontal surface finish.
Refer to the **Product Color Options** page in this price list.

Ⓒ Select vertical surface finish.
Refer to the **Product Color Options** page in this price list.

Ⓓ Select leg finish.
Refer to the **Product Color Options** page in this price list.

Ⓔ Select modesty panel.

PMP	- 14" partial back panel (Standard)
FMP	- Full height modesty panel; add $90

SPECIAL SERVICES

Special Carton Marking

With specially marked information N/C

Shipping

Ships **knocked down, FOB KI-Aristotle Brampton, ON L6T 5T6, freight prepaid.** Freight class 85.

Specifications and prices are subject to change without prior notice.

Aristotle® Classic Desks
D-Top Desks-Curved Cutaway

Aristotle® Classic Desks
D-Top Desks-Curved Cutaway

	MODEL	W1 x W2 x D x H	MODEL NUMBER Basic Model	Horizontal Surface Finish	Vertical Surface Finish	Leg Finish	Modesty Panel	Approx. Packaged Weight	Delivered Pricing
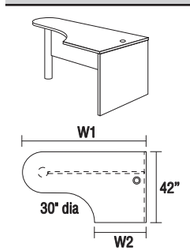	**D-Top Desk-30” Extended Left, Curved Cutaway** • Curved cutaway • Modesty panel is 14” standard; full modesty panel available with upcharge • 6” diameter post leg • Grommet included	66 x 20 x 42 x 29”	KDTCC663020L.H	□□□	□□□	□□	□□□	125.0#	$ 1824
		66 x 24 x 42 x 29”	KDTCC663024L.H	□□□	□□□	□□	□□□	125.0#	1824
		66 x 30 x 42 x 29”	KDTCC663030L.H	□□□	□□□	□□	□□□	125.0#	1824
		72 x 20 x 42 x 29”	KDTCC723020L.H	□□□	□□□	□□	□□□	132.0#	1885
		72 x 24 x 42 x 29”	KDTCC723024L.H	□□□	□□□	□□	□□□	132.0#	1885
		72 x 30 x 42 x 29”	KDTCC723030L.H	□□□	□□□	□□	□□□	132.0#	1885
		78 x 20 x 42 x 29”	KDTCC783020L.H	□□□	□□□	□□	□□□	140.0#	1944
		78 x 24 x 42 x 29”	KDTCC783024L.H	□□□	□□□	□□	□□□	140.0#	1944
		78 x 30 x 42 x 29”	KDTCC783030L.H	□□□	□□□	□□	□□□	140.0#	1944
ARSPD									
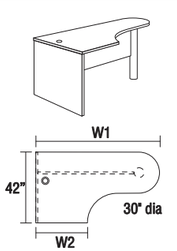	**D-Top Desk-30” Extended Right, Curved Cutaway** • Curved cutaway • Modesty panel is 14” standard; full modesty panel available with upcharge • 6” diameter post leg • Grommet included	66 x 20 x 42 x 29”	KDTCC663020R.H	□□□	□□□	□□	□□□	125.0#	$ 1824
		66 x 24 x 42 x 29”	KDTCC663024R.H	□□□	□□□	□□	□□□	125.0#	1824
		66 x 30 x 42 x 29”	KDTCC663030R.H	□□□	□□□	□□	□□□	125.0#	1824
		72 x 20 x 42 x 29”	KDTCC723020R.H	□□□	□□□	□□	□□□	132.0#	1885
		72 x 24 x 42 x 29”	KDTCC723024R.H	□□□	□□□	□□	□□□	132.0#	1885
		72 x 30 x 42 x 29”	KDTCC723030R.H	□□□	□□□	□□	□□□	132.0#	1885
		78 x 20 x 42 x 29”	KDTCC783020R.H	□□□	□□□	□□	□□□	140.0#	1944
		78 x 24 x 42 x 29”	KDTCC783024R.H	□□□	□□□	□□	□□□	140.0#	1944
		78 x 30 x 42 x 29”	KDTCC783030R.H	□□□	□□□	□□	□□□	140.0#	1944
ARSPD									
			Ⓐ	Ⓑ	Ⓒ	Ⓓ	Ⓔ		

HOW TO ORDER

Indicate the following information on order form:
1. Quantity of each item.
2. Model number, including options. See “How To Build a Model Number”.
3. Any special service required.

Note: • The □ indicates that a choice is required.
• The absence of the □ indicates that no choice is required.
• Alpha-numeric characters in place of □ indicate that no other alternatives are available.

HOW TO BUILD A MODEL NUMBER

Ⓐ Select basic model.

Ⓑ Select horizontal surface finish.
Refer to the **Product Color Options** page in this price list.

Ⓒ Select vertical surface finish.
Refer to the **Product Color Options** page in this price list.

Ⓓ Select leg finish.
Refer to the **Product Color Options** page in this price list.

Ⓔ Select modesty panel.

PMP	- 14” partial back panel (Standard)
FMP	- Full height modesty panel; add $90

SPECIAL SERVICES

Special Carton Marking

With specially marked information	N/C

Shipping

Ships **knocked down, FOB KI-Aristotle Brampton, ON L6T 5T6, freight prepaid.** Freight class 85.

Specifications and prices are subject to change without prior notice.

Aristotle® Classic Returns
Pedestal-Left

Aristotle® Classic Returns
Pedestal-Left

	MODEL	W x D x H	MODEL NUMBER Basic Model	Horizontal Surface Finish	Vertical Surface Finish	Pull Option	Lock Option	Back Panel	Approx. Packaged Weight	Delivered Pricing
 Full Back 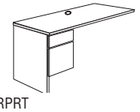 ARPRT	**Pedestal Return-Left, Box/File Option A** • Box/file locking pedestal with full extension slides • Full height back panels over 48" wide feature horizontal wood grain pattern • Integral pull is standard; use xxx2 for optional pulls • Grommet location center rear • Pedestals feature locks on inside panels	30 x 20 x 29"	KRL3020A.H	□□□	□□□	□□□□	□□	□□	98.0#	$ 1026
		36 x 20 x 29"	KRL3620A.H	□□□	□□□	□□□□	□□	□□	105.0#	1079
		42 x 20 x 29"	KRL4220A.H	□□□	□□□	□□□□	□□	□□	113.0#	1135
		48 x 20 x 29"	KRL4820A.H	□□□	□□□	□□□□	□□	□□	120.0#	1198
		54 x 20 x 29"	KRL5420A.H	□□□	□□□	□□□□	□□	□□	128.0#	1259
		60 x 20 x 29"	KRL6020A.H	□□□	□□□	□□□□	□□	□□	135.0#	1320
		30 x 24 x 29"	KRL3024A.H	□□□	□□□	□□□□	□□	□□	103.0#	1080
		36 x 24 x 29"	KRL3624A.H	□□□	□□□	□□□□	□□	□□	110.0#	1139
		42 x 24 x 29"	KRL4224A.H	□□□	□□□	□□□□	□□	□□	118.0#	1198
		48 x 24 x 29"	KRL4824A.H	□□□	□□□	□□□□	□□	□□	125.0#	1252
		54 x 24 x 29"	KRL5424A.H	□□□	□□□	□□□□	□□	□□	133.0#	1318
		60 x 24 x 29"	KRL6024A.H	□□□	□□□	□□□□	□□	□□	140.0#	1377
 Full Back  ARPRT	**Pedestal Return-Left, Box/Box/File Option B** • Box/box/file locking pedestal with full extension slides • Upper box drawer is non-locking • Full height back panels over 48" wide feature horizontal wood grain pattern • Integral pull is standard; use xxx3 for optional pulls • Grommet location center rear • Pedestals feature locks on inside panels	30 x 20 x 29"	KRL3020B.H	□□□	□□□	□□□□	□□	□□	128.0#	$ 1220
		36 x 20 x 29"	KRL3620B.H	□□□	□□□	□□□□	□□	□□	135.0#	1263
		42 x 20 x 29"	KRL4220B.H	□□□	□□□	□□□□	□□	□□	143.0#	1350
		48 x 20 x 29"	KRL4820B.H	□□□	□□□	□□□□	□□	□□	150.0#	1415
		54 x 20 x 29"	KRL5420B.H	□□□	□□□	□□□□	□□	□□	158.0#	1465
		60 x 20 x 29"	KRL6020B.H	□□□	□□□	□□□□	□□	□□	165.0#	1508
		30 x 24 x 29"	KRL3024B.H	□□□	□□□	□□□□	□□	□□	133.0#	1268
		36 x 24 x 29"	KRL3624B.H	□□□	□□□	□□□□	□□	□□	140.0#	1328
		42 x 24 x 29"	KRL4224B.H	□□□	□□□	□□□□	□□	□□	148.0#	1415
		48 x 24 x 29"	KRL4824B.H	□□□	□□□	□□□□	□□	□□	155.0#	1471
		54 x 24 x 29"	KRL5424B.H	□□□	□□□	□□□□	□□	□□	163.0#	1509
		60 x 24 x 29"	KRL6024B.H	□□□	□□□	□□□□	□□	□□	170.0#	1553
			Ⓐ	Ⓑ	Ⓒ	Ⓓ	Ⓔ	Ⓕ		

HOW TO ORDER

Indicate the following information on order form:
1. Quantity of each item.
2. Model number, including options. See "How To Build a Model Number".
3. Any special service required.

Note: • The □ indicates that a choice is required.
- The absence of the □ indicates that no choice is required.
- Alpha-numeric characters in place of □ indicate that no other alternatives are available.

HOW TO BUILD A MODEL NUMBER

Ⓐ Select basic model.

Ⓑ Select horizontal surface finish.
Refer to the **Product Color Options** page in this price list.

Ⓒ Select vertical surface finish.
Refer to the **Product Color Options** page in this price list.

Ⓓ Select pull option.

NP	- Standard integral pull
BPA2	- Silver bar pull (2); add $26
BPA3	- Silver bar pull (3); add $39
KIB2	- Waterfall black pull (2); add $26
KIB3	- Waterfall black pull (3); add $39
KIS2	- Waterfall silver pull (2); add $26
KIS3	- Waterfall silver pull (3); add $39
RCP2	- Rectangular silver pull (2); add $26
RCP3	- Rectangular silver pull (3); add $39

Ⓔ Select lock option.

KA	- Key alike
KS	- Key standard

Ⓕ Select back panel option.

FB	- Full Back
OB	- Open Back

SPECIAL SERVICES

Special Carton Marking

With specially marked information	N/C

Shipping

Ships **assembled, FOB KI-Aristotle Brampton, ON L6T 5T6, freight prepaid.** Freight class 85.

Specifications and prices are subject to change without prior notice.

Aristotle® Classic Returns
Pedestal-Right

Aristotle® Classic Returns
Pedestal-Right

	MODEL	W x D x H	MODEL NUMBER: Basic Model	Horizontal Surface Finish	Vertical Surface Finish	Pull Option	Lock Option	Back Panel	Approx. Packaged Weight	Delivered Pricing
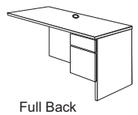 Full Back  ARPRT	**Pedestal Return-Right, Box/File Option A** • Box/file locking pedestal with full extension slides • Full height back panels over 48" wide feature horizontal wood grain pattern • Integral pull is standard; use xxx2 for optional pulls • Grommet location center rear • Pedestals feature locks on inside panels	30 x 20 x 29"	KRR3020A.H	□□□	□□□	□□□□	□□	□□	98.0#	$ 1026
		36 x 20 x 29"	KRR3620A.H	□□□	□□□	□□□□	□□	□□	105.0#	1079
		42 x 20 x 29"	KRR4220A.H	□□□	□□□	□□□□	□□	□□	113.0#	1135
		48 x 20 x 29"	KRR4820A.H	□□□	□□□	□□□□	□□	□□	120.0#	1198
		54 x 20 x 29"	KRR5420A.H	□□□	□□□	□□□□	□□	□□	128.0#	1259
		60 x 20 x 29"	KRR6020A.H	□□□	□□□	□□□□	□□	□□	135.0#	1320
		30 x 24 x 29"	KRR3024A.H	□□□	□□□	□□□□	□□	□□	103.0#	1080
		36 x 24 x 29"	KRR3624A.H	□□□	□□□	□□□□	□□	□□	110.0#	1139
		42 x 24 x 29"	KRR4224A.H	□□□	□□□	□□□□	□□	□□	118.0#	1198
		48 x 24 x 29"	KRR4824A.H	□□□	□□□	□□□□	□□	□□	125.0#	1252
		54 x 24 x 29"	KRR5424A.H	□□□	□□□	□□□□	□□	□□	133.0#	1318
		60 x 24 x 29"	KRR6024A.H	□□□	□□□	□□□□	□□	□□	140.0#	1377
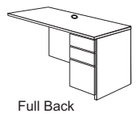 Full Back 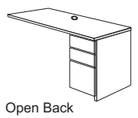 Open Back ARPRT	**Pedestal Return-Right, Box/Box/File Option B** • Box/box/file locking pedestal with full extension slides • Upper box drawer is non-locking • Full height back panels over 48" wide feature horizontal wood grain pattern • Integral pull is standard; use xxx3 for optional pulls • Grommet location center rear • Pedestals feature locks on inside panels	30 x 20 x 29"	KRR3020B.H	□□□	□□□	□□□□	□□	□□	128.0#	$ 1220
		36 x 20 x 29"	KRR3620B.H	□□□	□□□	□□□□	□□	□□	135.0#	1263
		42 x 20 x 29"	KRR4220B.H	□□□	□□□	□□□□	□□	□□	143.0#	1350
		48 x 20 x 29"	KRR4820B.H	□□□	□□□	□□□□	□□	□□	150.0#	1415
		54 x 20 x 29"	KRR5420B.H	□□□	□□□	□□□□	□□	□□	158.0#	1465
		60 x 20 x 29"	KRR6020B.H	□□□	□□□	□□□□	□□	□□	165.0#	1508
		30 x 24 x 29"	KRR3024B.H	□□□	□□□	□□□□	□□	□□	133.0#	1268
		36 x 24 x 29"	KRR3624B.H	□□□	□□□	□□□□	□□	□□	140.0#	1328
		42 x 24 x 29"	KRR4224B.H	□□□	□□□	□□□□	□□	□□	148.0#	1415
		48 x 24 x 29"	KRR4824B.H	□□□	□□□	□□□□	□□	□□	155.0#	1471
		54 x 24 x 29"	KRR5424B.H	□□□	□□□	□□□□	□□	□□	163.0#	1509
		60 x 24 x 29"	KRR6024B.H	□□□	□□□	□□□□	□□	□□	170.0#	1553
			Ⓐ	Ⓑ	Ⓒ	Ⓓ	Ⓔ	Ⓕ		

HOW TO ORDER

Indicate the following information on order form:
1. Quantity of each item.
2. Model number, including options. See "How To Build a Model Number".
3. Any special service required.

Note: • The □ indicates that a choice is required.
• The absence of the □ indicates that no choice is required.
• Alpha-numeric characters in place of □ indicate that no other alternatives are available.

HOW TO BUILD A MODEL NUMBER

Ⓐ Select basic model.

Ⓑ Select horizontal surface finish.
Refer to the **Product Color Options** page in this price list.

Ⓒ Select vertical surface finish.
Refer to the **Product Color Options** page in this price list.

Ⓓ Select pull option.

NP	- Standard integral pull
BPA2	- Silver bar pull (2); add $26
BPA3	- Silver bar pull (3); add $39
KIB2	- Waterfall black pull (2); add $26
KIB3	- Waterfall black pull (3); add $39
KIS2	- Waterfall silver pull (2); add $26
KIS3	- Waterfall silver pull (3); add $39
RCP2	- Rectangular silver pull (2); add $26
RCP3	- Rectangular silver pull (3); add $39

Ⓔ Select lock option.

KA	- Key alike
KS	- Key standard

Ⓕ Select back panel option.

FB	- Full Back
OB	- Open Back

SPECIAL SERVICES

Special Carton Marking

With specially marked information	N/C

Shipping

Ships **assembled, FOB KI-Aristotle Brampton, ON L6T 5T6, freight prepaid.** Freight class 85.

Specifications and prices are subject to change without prior notice.

Aristotle® Classic Returns

Pedestal-Left and Pedestal-Right

Aristotle® Classic Returns
Pedestal-Left and Pedestal-Right

	MODEL	W x D x H	MODEL NUMBER Basic Model	Horizontal Surface Finish	Vertical Surface Finish	Pull Option	Lock Option	Back Panel	Approx. Packaged Weight	Delivered Pricing
 Full Back  Open Back ARPRT	**Pedestal Return-Left, File/File Option C** • File/file locking pedestal with full extension slides • Full height back panels over 48" wide feature horizontal wood grain pattern • Integral pull is standard; use xxx2 for optional pulls • Grommet location center rear • Pedestals feature locks on inside panels	30 x 20 x 29"	KRL3020C.H	□□□	□□□	□□□□	□□	□□	128.0#	$ 1220
		36 x 20 x 29"	KRL3620C.H	□□□	□□□	□□□□	□□	□□	135.0#	1263
		42 x 20 x 29"	KRL4220C.H	□□□	□□□	□□□□	□□	□□	143.0#	1350
		48 x 20 x 29"	KRL4820C.H	□□□	□□□	□□□□	□□	□□	150.0#	1415
		54 x 20 x 29"	KRL5420C.H	□□□	□□□	□□□□	□□	□□	158.0#	1465
		60 x 20 x 29"	KRL6020C.H	□□□	□□□	□□□□	□□	□□	165.0#	1508
		30 x 24 x 29"	KRL3024C.H	□□□	□□□	□□□□	□□	□□	133.0#	1268
		36 x 24 x 29"	KRL3624C.H	□□□	□□□	□□□□	□□	□□	140.0#	1328
		42 x 24 x 29"	KRL4224C.H	□□□	□□□	□□□□	□□	□□	148.0#	1415
		48 x 24 x 29"	KRL4824C.H	□□□	□□□	□□□□	□□	□□	155.0#	1471
		54 x 24 x 29"	KRL5424C.H	□□□	□□□	□□□□	□□	□□	163.0#	1509
		60 x 24 x 29"	KRL6024C.H	□□□	□□□	□□□□	□□	□□	170.0#	1553
 Full Back  ARPRT	**Pedestal Return-Right, File/File Option C** • File/file locking pedestal with full extension slides • Full height back panels over 48" wide feature horizontal wood grain pattern • Integral pull is standard; use xxx2 for optional pulls • Grommet location center rear • Pedestals feature locks on inside panels	30 x 20 x 29"	KRR3020C.H	□□□	□□□	□□□□	□□	□□	128.0#	$ 1220
		36 x 20 x 29"	KRR3620C.H	□□□	□□□	□□□□	□□	□□	135.0#	1263
		42 x 20 x 29"	KRR4220C.H	□□□	□□□	□□□□	□□	□□	143.0#	1350
		48 x 20 x 29"	KRR4820C.H	□□□	□□□	□□□□	□□	□□	150.0#	1415
		54 x 20 x 29"	KRR5420C.H	□□□	□□□	□□□□	□□	□□	158.0#	1465
		60 x 20 x 29"	KRR6020C.H	□□□	□□□	□□□□	□□	□□	165.0#	1508
		30 x 24 x 29"	KRR3024C.H	□□□	□□□	□□□□	□□	□□	133.0#	1268
		36 x 24 x 29"	KRR3624C.H	□□□	□□□	□□□□	□□	□□	140.0#	1328
		42 x 24 x 29"	KRR4224C.H	□□□	□□□	□□□□	□□	□□	148.0#	1415
		48 x 24 x 29"	KRR4824C.H	□□□	□□□	□□□□	□□	□□	155.0#	1471
		54 x 24 x 29"	KRR5424C.H	□□□	□□□	□□□□	□□	□□	163.0#	1509
		60 x 24 x 29"	KRR6024C.H	□□□	□□□	□□□□	□□	□□	170.0#	1553

Ⓐ Ⓑ Ⓒ Ⓓ Ⓔ Ⓕ

HOW TO ORDER

Indicate the following information on order form:
1. Quantity of each item.
2. Model number, including options. See "How To Build a Model Number".
3. Any special service required.

Note: • The □ indicates that a choice is required.
• The absence of the □ indicates that no choice is required.
• Alpha-numeric characters in place of □ indicate that no other alternatives are available.

HOW TO BUILD A MODEL NUMBER

Ⓐ Select basic model.

Ⓑ Select horizontal surface finish.
Refer to the **Product Color Options** page in this price list.

Ⓒ Select vertical surface finish.
Refer to the **Product Color Options** page in this price list.

Ⓓ Select pull option.

NP	- Standard integral pull
BPA2	- Silver bar pull (2); add $26
KIB2	- Waterfall black pull (2); add $26
KIS2	- Waterfall silver pull (2); add $26
RCP2	- Rectangular silver pull (2); add $26

Ⓔ Select lock option.

KA	- Key alike
KS	- Key standard

Ⓕ Select back panel option.

FB	- Full Back
OB	- Open Back

SPECIAL SERVICES

Special Carton Marking

With specially marked information	N/C

Shipping

Ships **assembled, FOB KI-Aristotle Brampton, ON L6T 5T6, freight prepaid.** Freight class 85.

Specifications and prices are subject to change without prior notice.

Aristotle® Classic Returns

Flush-Left and Right, No Pedestal

Aristotle® Classic Returns
Flush-Left and Right, No Pedestal

	MODEL	W x D x H	MODEL NUMBER Basic Model	Horizontal Surface Finish	Vertical Surface Finish	Approx. Packaged Weight	Delivered Pricing
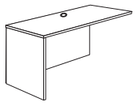 ARPRT	**Flush Return-Left, No Pedestal** • Full height back panels over 48" wide feature horizontal wood grain pattern • Grommet location center rear • 8-1/2" depth clearance is insufficient to support hanging pedestals • Mobile and freestanding 19" deep storage units will extend beyond profile edge of 20" unit	30 x 20 x 29"	KFRL3020.H	☐☐☐	☐☐☐	68.0#	$ 627
		36 x 20 x 29"	KFRL3620.H	☐☐☐	☐☐☐	70.0#	666
		42 x 20 x 29"	KFRL4220.H	☐☐☐	☐☐☐	73.0#	700
		48 x 20 x 29"	KFRL4820.H	☐☐☐	☐☐☐	75.0#	741
		54 x 20 x 29"	KFRL5420.H	☐☐☐	☐☐☐	78.0#	776
		60 x 20 x 29"	KFRL6020.H	☐☐☐	☐☐☐	80.0#	816
		30 x 24 x 29"	KFRL3024.H	☐☐☐	☐☐☐	68.0#	659
		36 x 24 x 29"	KFRL3624.H	☐☐☐	☐☐☐	70.0#	704
		42 x 24 x 29"	KFRL4224.H	☐☐☐	☐☐☐	73.0#	746
		48 x 24 x 29"	KFRL4824.H	☐☐☐	☐☐☐	75.0#	784
		54 x 24 x 29"	KFRL5424.H	☐☐☐	☐☐☐	78.0#	823
		60 x 24 x 29"	KFRL6024.H	☐☐☐	☐☐☐	80.0#	863
 ARPRT	**Flush Return-Right, No Pedestal** • Back panels over 48" wide feature horizontal wood grain pattern • Grommet location center rear • 8-1/2" depth clearance is insufficient to support hanging pedestals • Mobile and freestanding 19" deep storage units will extend beyond profile edge of 20" unit	30 x 20 x 29"	KFRR3020.H	☐☐☐	☐☐☐	68.0#	$ 627
		36 x 20 x 29"	KFRR3620.H	☐☐☐	☐☐☐	70.0#	666
		42 x 20 x 29"	KFRR4220.H	☐☐☐	☐☐☐	73.0#	700
		48 x 20 x 29"	KFRR4820.H	☐☐☐	☐☐☐	75.0#	741
		54 x 20 x 29"	KFRR5420.H	☐☐☐	☐☐☐	78.0#	776
		60 x 20 x 29"	KFRR6020.H	☐☐☐	☐☐☐	80.0#	816
		30 x 24 x 29"	KFRR3024.H	☐☐☐	☐☐☐	68.0#	659
		36 x 24 x 29"	KFRR3624.H	☐☐☐	☐☐☐	70.0#	704
		42 x 24 x 29"	KFRR4224.H	☐☐☐	☐☐☐	73.0#	746
		48 x 24 x 29"	KFRR4824.H	☐☐☐	☐☐☐	75.0#	784
		54 x 24 x 29"	KFRR5424.H	☐☐☐	☐☐☐	78.0#	823
		60 x 24 x 29"	KFRR6024.H	☐☐☐	☐☐☐	80.0#	863
			Ⓐ	Ⓑ	Ⓒ		

HOW TO ORDER

Indicate the following information on order form:
1. Quantity of each item.
2. Model number, including options. See "How To Build a Model Number".
3. Any special service required.

Note: • The ☐ indicates that a choice is required.
- The absence of the ☐ indicates that no choice is required.
- Alpha-numeric characters in place of ☐ indicate that no other alternatives are available.

HOW TO BUILD A MODEL NUMBER

Ⓐ Select basic model.

Ⓑ Select horizontal surface finish.
Refer to the **Product Color Options** page in this price list.

Ⓒ Select vertical surface finish.
Refer to the **Product Color Options** page in this price list.

SPECIAL SERVICES

Special Carton Marking

With specially marked information	N/C

Shipping

Ships **knocked down, FOB KI-Aristotle Brampton, ON L6T 5T6, freight prepaid.** Freight class 85.

Specifications and prices are subject to change without prior notice.

Aristotle® Classic Returns

Aliminum Frame Profile with Modesty and End Panel Inserts

Aristotle® Classic Returns

Aliminum Frame Profile with Modesty and End Panel Inserts

	MODEL	W x D x H	MODEL NUMBER Basic Model	MODEL NUMBER Horizontal Surface Finish	Approx. Packaged Weight	Delivered Pricing
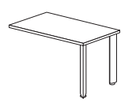 ARPRT	**Return-Aluminum Frame Profile** • Standard return does not feature grom-met • Two support legs, wave profile • Optional acrylic end panel specified separately • Aluminum leg features clear, anodized finish • Leg provides vertical wire management • 60" and wider models feature a support bracket; 60" and wider models cannot accommodate under-surface placement of full-height pedestals due to bracket	42 x 24 x 29"	KRAL4224.H	□□□	33.0#	$ 982
		48 x 24 x 29"	KRAL4824.H	□□□	36.0#	991
		54 x 24 x 29"	KRAL5424.H	□□□	40.0#	1042
		60 x 24 x 29"	KRAL6024.H	□□□	43.0#	1067
		42 x 30 x 29"	KRAL4230.H	□□□	39.0#	1092
		48 x 30 x 29"	KRAL4830.H	□□□	43.0#	1103
		54 x 30 x 29"	KRAL5430.H	□□□	47.0#	1111
		60 x 30 x 29"	KRAL6030.H	□□□	52.0#	1272
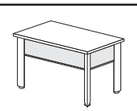 ARPRT	**Return-Aluminum Frame Profile w/End and Modesty Panels** • Standard return does not feature grom-met • Three support legs, wave profile • Features one acrylic end panel and one acrylic modesty panel • Aluminum leg features clear, anodized finish • Legs provide vertical wire management • 60" and wider models feature a support bracket; 60" and wider models cannot accommodate under-surface placement of full-height pedestals due to bracket	42 x 24 x 29"	KRAL4224EM.H	□□□	33.0#	$ 1683
		48 x 24 x 29"	KRAL4824EM.H	□□□	36.0#	1716
		54 x 24 x 29"	KRAL5424EM.H	□□□	40.0#	1791
		60 x 24 x 29"	KRAL6024EM.H	□□□	43.0#	1841
		42 x 30 x 29"	KRAL4230EM.H	□□□	39.0#	1818
		48 x 30 x 29"	KRAL4830EM.H	□□□	43.0#	1847
		54 x 30 x 29"	KRAL5430EM.H	□□□	47.0#	1889
		60 x 30 x 29"	KRAL6030EM.H	□□□	52.0#	2072
			Ⓐ	Ⓑ		

HOW TO ORDER

Indicate the following information on order form:
1. Quantity of each item.
2. Model number, including options. See "How To Build a Model Number".
3. Any special service required.

Note: • The □ indicates that a choice is required.
- The absence of the □ indicates that no choice is required.
- Alpha-numeric characters in place of □ indicate that no other alternatives are available.

HOW TO BUILD A MODEL NUMBER

Ⓐ Select basic model.

Ⓑ Select horizontal surface finish.
Refer to the **Product Color Options** page in this price list.

SPECIAL SERVICES

Special Carton Marking

With specially marked information	N/C

Shipping

Ships **knocked down, FOB KI-Aristotle Brampton, ON L6T 5T6, freight prepaid.** Freight class 85.

Specifications and prices are subject to change without prior notice.

Aristotle® Classic Returns

Aluminum Frame Profile with Modesty and End Panel Inserts

Aristotle® Classic Returns

Aluminum Frame Profile with Modesty and End Panel Inserts

	MODEL	W x D x H	MODEL NUMBER Basic Model	Approx. Packaged Weight	Delivered Pricing
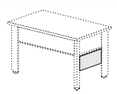 HRDPT	**Add-On Acrylic End Panel** • For optional addition to KRAL returns • Field retrofittable • May be used to extend KRALEM.H end panels • Acrylic features frosted neutral finish • Aluminum leg features clear, anodized finish	16 x 1/4 x 10”	KAEP24	1.0#	$ 149
		22 x 1/4 x 10”	KAEP30	1.0#	174
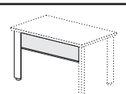 HRDPT	**Add-On Acrylic Modesty Panel** • For optional addition to KRAL returns • Field retrofittable • Includes support leg • Not to be used with KRALEM.H end panels • Acrylic features frosted neutral finish • Aluminum leg features clear, anodized finish	34 x 1/4 x 10”	KAMPL42	3.0#	$ 538
		40 x 1/4 x 10”	KAMPL48	4.0#	561
		46 x 1/4 x 10”	KAMPL54	4.0#	589
		52 x 1/4 x 10”	KAMPL60	5.0#	615
			Ⓐ		

HOW TO ORDER

Indicate the following information on order form:
1. Quantity of each item.
2. Model number, including options. See “How To Build a Model Number”.
3. Any special service required.

Note: • The ☐ indicates that a choice is required.
- The absence of the ☐ indicates that no choice is required.
- Alpha-numeric characters in place of ☐ indicate that no other alternatives are available.

HOW TO BUILD A MODEL NUMBER

Ⓐ Select basic model.

SPECIAL SERVICES

Special Carton Marking

With specially marked information N/C

Shipping

Ships **knocked down, FOB KI-Aristotle Brampton, ON L6T 5T6, freight prepaid.** Freight class 85.

Specifications and prices are subject to change without prior notice.

Aristotle® Classic Bridge
Bridges

Aristotle® Classic Bridge
Bridges

	MODEL	W x D x H	MODEL NUMBER Basic Model	Horizontal Surface Finish	Vertical Surface Finish	Back Panel Height	Approx. Packaged Weight	Delivered Pricing
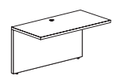 ARPRT	**Bridge - 20”** • Back panels over 48” wide feature horizontal wood grain pattern • Grommet location center rear • Full height back panel standard; 1/2 and 3/4 height back panel available	30 x 20 x 29”	KBR3020.H	□□□	□□□	□□□□	60.0#	$ 410
		36 x 20 x 29”	KBR3620.H	□□□	□□□	□□□□	62.0#	470
		42 x 20 x 29”	KBR4220.H	□□□	□□□	□□□□	65.0#	523
		48 x 20 x 29”	KBR4820.H	□□□	□□□	□□□□	67.0#	589
		54 x 20 x 29”	KBR5420.H	□□□	□□□	□□□□	70.0#	653
		60 x 20 x 29”	KBR6020.H	□□□	□□□	□□□□	72.0#	720
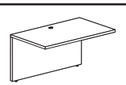 ARPRT	**Bridge - 24”** • Back panels over 48” wide feature horizontal wood grain pattern • Grommet location center rear • Full height back panel standard; 1/2 and 3/4 height back panel available	30 x 24 x 29”	KBR3024.H	□□□	□□□	□□□□	60.0#	$ 456
		36 x 24 x 29”	KBR3624.H	□□□	□□□	□□□□	62.0#	512
		42 x 24 x 29”	KBR4224.H	□□□	□□□	□□□□	65.0#	611
		48 x 24 x 29”	KBR4824.H	□□□	□□□	□□□□	67.0#	707
		54 x 24 x 29”	KBR5424.H	□□□	□□□	□□□□	70.0#	697
		60 x 24 x 29”	KBR6024.H	□□□	□□□	□□□□	72.0#	767
			Ⓐ	Ⓑ	Ⓒ	Ⓓ		

HOW TO ORDER

Indicate the following information on order form:
1. Quantity of each item.
2. Model number, including options. See “How To Build a Model Number”.
3. Any special service required.

Note: • The □ indicates that a choice is required.
- The absence of the □ indicates that no choice is required.
- Alpha-numeric characters in place of □ indicate that no other alternatives are available.

HOW TO BUILD A MODEL NUMBER

Ⓐ Select basic model.

Ⓑ Select horizontal surface finish.
Refer to the **Product Color Options** page in this price list.

Ⓒ Select vertical surface finish.
Refer to the **Product Color Options** page in this price list.

Ⓓ Select back panel height.

FULL	- Full height (standard)
2Q	- 1/2 height back panel
3Q	- 3/4 height back panel

SPECIAL SERVICES

Special Carton Marking

With specially marked information	N/C

Shipping

Ships **knocked down, FOB KI-Aristotle Brampton, ON L6T 5T6, freight prepaid.** Freight class 85.

Specifications and prices are subject to change without prior notice.

Aristotle® Classic Credenzas

Single Pedestal Credenzas-Left

Aristotle® Classic Credenzas

Single Pedestal Credenzas-Left

	MODEL	W x D x H	MODEL NUMBER: Basic Model	Horizontal Surface Finish	Vertical Surface Finish	Pull Option	Lock Option	End Panel	Approx. Packaged Weight	Delivered Pricing
 ARCRD	**Single Pedestal Credenza-Left, Box/File Option A** • Box/file locking pedestal features full extension slides • Full height back panel features horizontal wood grain pattern • Integral pull is standard; use xxx2 for optional pulls • Standard with no grommet • Pedestals feature locks on inside panels	60 x 20 x 29”	KCPL6020A.H	□□□	□□□	□□□□	□□	□□□□	160.0#	$ 1391
		66 x 20 x 29”	KCPL6620A.H	□□□	□□□	□□□□	□□	□□□□	165.0#	1415
		72 x 20 x 29”	KCPL7220A.H	□□□	□□□	□□□□	□□	□□□□	175.0#	1441
		60 x 24 x 29”	KCPL6024A.H	□□□	□□□	□□□□	□□	□□□□	165.0#	1478
		66 x 24 x 29”	KCPL6624A.H	□□□	□□□	□□□□	□□	□□□□	170.0#	1506
		72 x 24 x 29”	KCPL7224A.H	□□□	□□□	□□□□	□□	□□□□	180.0#	1567
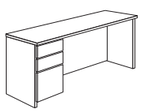 ARCRD	**Single Pedestal Credenza-Left, Box/Box/File Option B** • Box/box/file locking pedestal features full extension slides • Upper box drawer is non-locking • Full height back panel features horizontal wood grain pattern • Integral pull is standard; use xxx3 for optional pulls • Standard with no grommet • Pedestals feature locks on inside panels	60 x 20 x 29”	KCPL6020B.H	□□□	□□□	□□□□	□□	□□□□	190.0#	$ 1611
		66 x 20 x 29”	KCPL6620B.H	□□□	□□□	□□□□	□□	□□□□	195.0#	1632
		72 x 20 x 29”	KCPL7220B.H	□□□	□□□	□□□□	□□	□□□□	205.0#	1657
		60 x 24 x 29”	KCPL6024B.H	□□□	□□□	□□□□	□□	□□□□	195.0#	1700
		66 x 24 x 29”	KCPL6624B.H	□□□	□□□	□□□□	□□	□□□□	200.0#	1724
		72 x 24 x 29”	KCPL7224B.H	□□□	□□□	□□□□	□□	□□□□	210.0#	1788
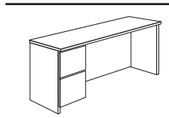 ARCRD	**Single Pedestal Credenza-Left, File/File Option C** • File/file locking pedestal features full extension slides • Full height back panel features horizontal wood grain pattern • Integral pull is standard; use xxx2 for optional pulls • Standard with no grommet • Pedestals feature locks on inside panels	60 x 20 x 29”	KCPL6020C.H	□□□	□□□	□□□□	□□	□□□□	190.0#	$ 1611
		66 x 20 x 29”	KCPL6620C.H	□□□	□□□	□□□□	□□	□□□□	195.0#	1632
		72 x 20 x 29”	KCPL7220C.H	□□□	□□□	□□□□	□□	□□□□	205.0#	1657
		60 x 24 x 29”	KCPL6024C.H	□□□	□□□	□□□□	□□	□□□□	195.0#	1700
		66 x 24 x 29”	KCPL6624C.H	□□□	□□□	□□□□	□□	□□□□	200.0#	1724
		72 x 24 x 29”	KCPL7224C.H	□□□	□□□	□□□□	□□	□□□□	210.0#	1788

Ⓐ Ⓑ Ⓒ Ⓓ Ⓔ Ⓕ

HOW TO ORDER

Indicate the following information on order form:
1. Quantity of each item.
2. Model number, including options. See “How To Build a Model Number”.
3. Any special service required.

Note: • The □ indicates that a choice is required.
- The absence of the □ indicates that no choice is required.
- Alpha-numeric characters in place of □ indicate that no other alternatives are available.

HOW TO BUILD A MODEL NUMBER

Ⓐ Select basic model.

Ⓑ Select horizontal surface finish.
Refer to the **Product Color Options** page in this price list.

Ⓒ Select vertical surface finish.
Refer to the **Product Color Options** page in this price list.

Ⓓ Select pull option.

NP	- Standard integral pull
BPA2	- Silver bar pull (2); add $26
BPA3	- Silver bar pull (3); add $39
KIB2	- Waterfall black pull (2); add $26
KIB3	- Waterfall black pull (3); add $39
KIS2	- Waterfall silver pull (2); add $26
KIS3	- Waterfall silver pull (3); add $39
RCP2	- Rectangular silver pull (2); add $26
RCP3	- Rectangular silver pull (3); add $39

Ⓔ Select lock option.

KA	- Key alike
KS	- Key standard

Ⓕ Select end panel.

CGR	- Recessed end panel right side
FULL	- Full end panel both sides

SPECIAL SERVICES

Special Carton Marking

With specially marked information N/C

Shipping

Ships **assembled, FOB KI-Aristotle Brampton, ON L6T 5T6, freight prepaid.** Freight class 85.

Specifications and prices are subject to change without prior notice.

Aristotle® Classic Credenzas

Single Pedestal Credenzas-Right

Aristotle® Classic Credenzas
Single Pedestal Credenzas-Right

	MODEL	W x D x H	MODEL NUMBER Basic Model	Horizontal Surface Finish Ⓑ	Vertical Surface Finish Ⓒ	Pull Option Ⓓ	Lock Option Ⓔ	End Panel Ⓕ	Approx. Packaged Weight	Delivered Pricing
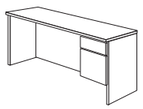 ARCRD	**Single Pedestal Credenza-Right, Box/File Option A** • Box/file locking pedestal features full extension slides • Full height back panel features horizontal wood grain pattern • Integral pull is standard; use xxx2 for optional pulls • Standard with no grommet • Pedestals feature locks on inside panels	60 x 20 x 29”	KCPR6020A.H	□□□	□□□	□□□□	□□	□□□□	160.0#	$ 1391
		66 x 20 x 29”	KCPR6620A.H	□□□	□□□	□□□□	□□	□□□□	165.0#	1415
		72 x 20 x 29”	KCPR7220A.H	□□□	□□□	□□□□	□□	□□□□	175.0#	1441
		60 x 24 x 29”	KCPR6024A.H	□□□	□□□	□□□□	□□	□□□□	165.0#	1478
		66 x 24 x 29”	KCPR6624A.H	□□□	□□□	□□□□	□□	□□□□	170.0#	1506
		72 x 24 x 29”	KCPR7224A.H	□□□	□□□	□□□□	□□	□□□□	180.0#	1567
 ARCRD	**Single Pedestal Credenza-Right, Box/Box/File Option B** • Box/box/file locking pedestal features full extension slides • Upper box drawer is non-locking • Full height back panel features horizontal wood grain pattern • Integral pull is standard; use xxx3 for optional pulls • Standard with no grommet • Pedestals feature locks on inside panels	60 x 20 x 29”	KCPR6020B.H	□□□	□□□	□□□□	□□	□□□□	190.0#	$ 1611
		66 x 20 x 29”	KCPR6620B.H	□□□	□□□	□□□□	□□	□□□□	195.0#	1632
		72 x 20 x 29”	KCPR7220B.H	□□□	□□□	□□□□	□□	□□□□	205.0#	1657
		60 x 24 x 29”	KCPR6024B.H	□□□	□□□	□□□□	□□	□□□□	195.0#	1700
		66 x 24 x 29”	KCPR6624B.H	□□□	□□□	□□□□	□□	□□□□	200.0#	1724
		72 x 24 x 29”	KCPR7224B.H	□□□	□□□	□□□□	□□	□□□□	210.0#	1788
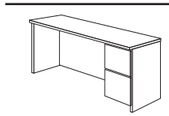 ARCRD	**Single Pedestal Credenza-Right, File/File Option C** • File/file locking pedestal features full extension slides • Full height back panel features horizontal wood grain pattern • Integral pull is standard; use xxx2 for optional pulls • Standard with no grommet • Pedestals feature locks on inside panels	60 x 20 x 29”	KCPR6020C.H	□□□	□□□	□□□□	□□	□□□□	190.0#	$ 1611
		66 x 20 x 29”	KCPR6620C.H	□□□	□□□	□□□□	□□	□□□□	195.0#	1632
		72 x 20 x 29”	KCPR7220C.H	□□□	□□□	□□□□	□□	□□□□	205.0#	1657
		60 x 24 x 29”	KCPR6024C.H	□□□	□□□	□□□□	□□	□□□□	195.0#	1700
		66 x 24 x 29”	KCPR6624C.H	□□□	□□□	□□□□	□□	□□□□	200.0#	1724
		72 x 24 x 29”	KCPR7224C.H	□□□	□□□	□□□□	□□	□□□□	210.0#	1788
				Ⓐ	Ⓑ	Ⓒ	Ⓓ	Ⓔ	Ⓕ	

HOW TO ORDER

Indicate the following information on order form:
1. Quantity of each item.
2. Model number, including options. See “How To Build a Model Number”.
3. Any special service required.

Note: • The □ indicates that a choice is required.
• The absence of the □ indicates that no choice is required.
• Alpha-numeric characters in place of □ indicate that no other alternatives are available.

HOW TO BUILD A MODEL NUMBER

Ⓐ Select basic model.

Ⓑ Select horizontal surface finish.
Refer to the **Product Color Options** page in this price list.

Ⓒ Select vertical surface finish.
Refer to the **Product Color Options** page in this price list.

Ⓓ Select pull option.

NP	- Standard integral pull
BPA2	- Silver bar pull (2); add $26
BPA3	- Silver bar pull (3); add $39
KIB2	- Waterfall black pull (2); add $26
KIB3	- Waterfall black pull (3); add $39
KIS2	- Waterfall silver pull (2); add $26
KIS3	- Waterfall silver pull (3); add $39
RCP2	- Rectangular silver pull (2); add $26
RCP3	- Rectangular silver pull (3); add $39

Ⓔ Select lock option.

KA	- Key alike
KS	- Key standard

Ⓕ Select end panel.

CGL	- Recessed end panel left side
FULL	- Full end panel both sides

SPECIAL SERVICES

Special Carton Marking

With specially marked information N/C

Shipping

Ships **assembled, FOB KI-Aristotle Brampton, ON L6T 5T6, freight prepaid.** Freight class 85.

Specifications and prices are subject to change without prior notice.

Aristotle® Classic Credenzas

Double Pedestal Credenzas

Aristotle® Classic Credenzas

Double Pedestal Credenzas

	MODEL	W x D x H	MODEL NUMBER: Basic Model	Horizontal Surface Finish	Vertical Surface Finish	Pull Option	Lock Option	Approx. Packaged Weight	Delivered Pricing
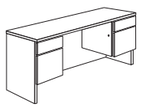 ARCRD	**Double Pedestal Credenzas, Box/File Option A** • Box/file locking pedestals feature full extension slides • Full height back panel features horizontal wood grain pattern • Integral pull is standard; use xxx4 for optional pulls • Standard with no grommet • Pedestals feature locks on inside panels	60 x 20 x 29”	KCDP6020A.H	□□□	□□□	□□□□	□□	215.0#	$ 1767
		66 x 20 x 29”	KCDP6620A.H	□□□	□□□	□□□□	□□	220.0#	1788
		72 x 20 x 29”	KCDP7220A.H	□□□	□□□	□□□□	□□	230.0#	1813
		60 x 24 x 29”	KCDP6024A.H	□□□	□□□	□□□□	□□	220.0#	1895
		66 x 24 x 29”	KCDP6624A.H	□□□	□□□	□□□□	□□	225.0#	1918
		72 x 24 x 29”	KCDP7224A.H	□□□	□□□	□□□□	□□	235.0#	1972
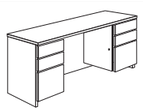 ARCRD	**Double Pedestal Credenzas, Box/Box/File Option B** • Box/box/file locking pedestals feature full extension slides • Upper box drawer is non-locking • Full height back panel features horizontal wood grain pattern • Integral pull is standard; use xxx6 for optional pulls • Standard with no grommet • Pedestals feature locks on inside panels	60 x 20 x 29”	KCDP6020B.H	□□□	□□□	□□□□	□□	275.0#	$ 2201
		66 x 20 x 29”	KCDP6620B.H	□□□	□□□	□□□□	□□	280.0#	2225
		72 x 20 x 29”	KCDP7220B.H	□□□	□□□	□□□□	□□	290.0#	2248
		60 x 24 x 29”	KCDP6024B.H	□□□	□□□	□□□□	□□	280.0#	2336
		66 x 24 x 29”	KCDP6624B.H	□□□	□□□	□□□□	□□	285.0#	2354
		72 x 24 x 29”	KCDP7224B.H	□□□	□□□	□□□□	□□	295.0#	2408
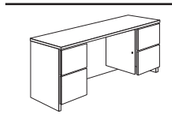 ARCRD	**Double Pedestal Credenzas, File/File Option C** • File/file locking pedestals feature full extension slides • Full height back panel features horizontal wood grain pattern • Integral pull is standard; use xxx4 for optional pulls • Standard with no grommet • Pedestals feature locks on inside panels	60 x 20 x 29”	KCDP6020C.H	□□□	□□□	□□□□	□□	275.0#	$ 2201
		66 x 20 x 29”	KCDP6620C.H	□□□	□□□	□□□□	□□	280.0#	2225
		72 x 20 x 29”	KCDP7220C.H	□□□	□□□	□□□□	□□	290.0#	2248
		60 x 24 x 29”	KCDP6024C.H	□□□	□□□	□□□□	□□	280.0#	2336
		66 x 24 x 29”	KCDP6624C.H	□□□	□□□	□□□□	□□	285.0#	2354
		72 x 24 x 29”	KCDP7224C.H	□□□	□□□	□□□□	□□	295.0#	2408

Ⓐ Ⓑ Ⓒ Ⓓ Ⓔ

HOW TO ORDER

Indicate the following information on order form:
1. Quantity of each item.
2. Model number, including options. See “How To Build a Model Number”.
3. Any special service required.

Note: • The □ indicates that a choice is required.
- The absence of the □ indicates that no choice is required.
- Alpha-numeric characters in place of □ indicate that no other alternatives are available.

HOW TO BUILD A MODEL NUMBER

Ⓐ Select basic model.

Ⓑ Select horizontal surface finish.
Refer to the **Product Color Options** page in this price list.

Ⓒ Select vertical surface finish.
Refer to the **Product Color Options** page in this price list.

Ⓓ Select pull option.

NP	- Standard integral pull
BPA4	- Silver bar pull (4); add $51
BPA6	- Silver bar pull (6); add $77
KIB4	- Waterfall black pull (4); add $51
KIB6	- Waterfall black pull (6); add $77
KIS4	- Waterfall silver pull (4); add $51
KIS6	- Waterfall silver pull (6); add $77
RCP4	- Rectangular silver pull (4); add $51
RCP6	- Rectangular silver pull (6); add $77

Ⓔ Select lock option.

KA	- Key alike
KS	- Key standard

SPECIAL SERVICES

Special Carton Marking

With specially marked information N/C

Shipping

Ships **assembled, FOB KI-Aristotle Brampton, ON L6T 5T6, freight prepaid.** Freight class 85.

Specifications and prices are subject to change without prior notice.

Aristotle® Classic Credenzas

Double Pedestal Credenzas

Aristotle® Classic Credenzas
Double Pedestal Credenzas

	MODEL	W x D x H	MODEL NUMBER: Basic Model (A)	Horizontal Surface Finish (B)	Vertical Surface Finish (C)	Pull Option (D)	Lock Option (E)	Approx. Packaged Weight	Delivered Pricing
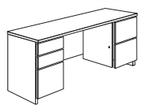 ARCRD	**Double Pedestal Credenzas, Box/Box/File Option F** • Box/Box/File pedestal on left (upper box drawer does not lock) • File/file locking pedestal on right • Full height back panel features horizontal wood grain pattern • Integral pull is standard; use xxx5 for optional pulls • Standard with no grommet • Pedestals feature locks on inside panels	60 x 20 x 29”	KCDP6020F.H	□□□	□□□	□□□□	□□	275.0#	$ 2201
		66 x 20 x 29”	KCDP6620F.H	□□□	□□□	□□□□	□□	280.0#	2225
		72 x 20 x 29”	KCDP7220F.H	□□□	□□□	□□□□	□□	290.0#	2248
		60 x 24 x 29”	KCDP6024F.H	□□□	□□□	□□□□	□□	280.0#	2336
		66 x 24 x 29”	KCDP6624F.H	□□□	□□□	□□□□	□□	285.0#	2354
		72 x 24 x 29”	KCDP7224F.H	□□□	□□□	□□□□	□□	295.0#	2408
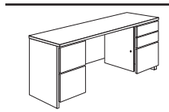 ARCRD	**Double Pedestal Credenzas, Box/File Option G** • File/file locking pedestal on left • Box/Box/File pedestal on right (upper box drawer does not lock) • Full height back panel features horizontal wood grain pattern • Integral pull is standard; use xxx5 for optional pulls • Standard with no grommet • Pedestals feature locks on inside panels	60 x 20 x 29”	KCDP6020G.H	□□□	□□□	□□□□	□□	275.0#	$ 2201
		66 x 20 x 29”	KCDP6620G.H	□□□	□□□	□□□□	□□	280.0#	2225
		72 x 20 x 29”	KCDP7220G.H	□□□	□□□	□□□□	□□	290.0#	2248
		60 x 24 x 29”	KCDP6024G.H	□□□	□□□	□□□□	□□	280.0#	2336
		66 x 24 x 29”	KCDP6624G.H	□□□	□□□	□□□□	□□	285.0#	2354
		72 x 24 x 29”	KCDP7224G.H	□□□	□□□	□□□□	□□	295.0#	2408
			Ⓐ	Ⓑ	Ⓒ	Ⓓ	Ⓔ		

HOW TO ORDER

Indicate the following information on order form:
1. Quantity of each item.
2. Model number, including options. See “How To Build a Model Number”.
3. Any special service required.

Note: • The □ indicates that a choice is required.
- The absence of the □ indicates that no choice is required.
- Alpha-numeric characters in place of □ indicate that no other alternatives are available.

HOW TO BUILD A MODEL NUMBER

Ⓐ Select basic model.

Ⓑ Select horizontal surface finish.
Refer to the **Product Color Options** page in this price list.

Ⓒ Select vertical surface finish.
Refer to the **Product Color Options** page in this price list.

Ⓓ Select pull option.

NP	- Standard integral pull
BPA5	- Silver bar pull (5); add $65
KIB5	- Waterfall black pull (5); add $65
KIS5	- Waterfall silver pull (5); add $65
RCP5	- Rectangular silver pull (5); add $65

Ⓔ Select lock option.

KA	- Key alike
KS	- Key standard

SPECIAL SERVICES

Special Carton Marking

With specially marked information N/C

Shipping

Ships **assembled, FOB KI-Aristotle Brampton, ON L6T 5T6, freight prepaid.** Freight class 85.

Specifications and prices are subject to change without prior notice.

Aristotle® Classic Credenzas

Credenza-Center Storage

Aristotle® Classic Credenzas

Credenza-Center Storage

	MODEL	W x D x H	MODEL NUMBER Basic Model	Horizontal Surface Finish	Vertical Surface Finish	Pull Option	Lock Option	Approx. Packaged Weight	Delivered Pricing
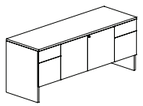 ARCRD	**Credenza-Center Storage and Double Box/File Pedestal** • Box/file locking pedestals feature full extension slides • Center storage cabinet • Full height back panel features horizontal wood grain pattern • Integral pull is standard; use xxx6 for optional pulls • Standard with no grommet	60 x 20 x 29”	KCZ6020A.H	□□□	□□□	□□□□	□□	210.0#	$ 2128
		66 x 20 x 29”	KCZ6620A.H	□□□	□□□	□□□□	□□	220.0#	2159
		72 x 20 x 29”	KCZ7220A.H	□□□	□□□	□□□□	□□	230.0#	2190
		60 x 24 x 29”	KCZ6024A.H	□□□	□□□	□□□□	□□	230.0#	2225
		66 x 24 x 29”	KCZ6624A.H	□□□	□□□	□□□□	□□	240.0#	2322
		72 x 24 x 29”	KCZ7224A.H	□□□	□□□	□□□□	□□	250.0#	2400
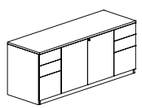 ARCRD	**Credenza-Center Storage and Double Box/Box/File Pedestal** • Box/box/file locking pedestals feature full extension slides • Upper box drawers do not lock • Center storage cabinet • Full height back panel features horizontal wood grain pattern • Integral pull is standard; use xxx8 for optional pulls • Standard with no grommet	60 x 20 x 29”	KCZ6020B.H	□□□	□□□	□□□□	□□	270.0#	$ 2500
		66 x 20 x 29”	KCZ6620B.H	□□□	□□□	□□□□	□□	280.0#	2529
		72 x 20 x 29”	KCZ7220B.H	□□□	□□□	□□□□	□□	290.0#	2567
		60 x 24 x 29”	KCZ6024B.H	□□□	□□□	□□□□	□□	290.0#	2602
		66 x 24 x 29”	KCZ6624B.H	□□□	□□□	□□□□	□□	300.0#	2695
		72 x 24 x 29”	KCZ7224B.H	□□□	□□□	□□□□	□□	310.0#	2772
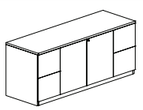 ARCRD	**Credenza-Center Storage and Double File/File Pedestal** • File/file locking pedestals feature full extension slides • Center storage cabinet • Full height back panel features horizontal wood grain pattern • Integral pull is standard; use xxx6 for optional pulls • Standard with no grommet	60 x 20 x 29”	KCZ6020C.H	□□□	□□□	□□□□	□□	270.0#	$ 2500
		66 x 20 x 29”	KCZ6620C.H	□□□	□□□	□□□□	□□	280.0#	2529
		72 x 20 x 29”	KCZ7220C.H	□□□	□□□	□□□□	□□	290.0#	2567
		60 x 24 x 29”	KCZ6024C.H	□□□	□□□	□□□□	□□	290.0#	2602
		66 x 24 x 29”	KCZ6624C.H	□□□	□□□	□□□□	□□	300.0#	2695
		72 x 24 x 29”	KCZ7224C.H	□□□	□□□	□□□□	□□	310.0#	2772
				Ⓑ	Ⓒ	Ⓓ	Ⓔ		

HOW TO ORDER

Indicate the following information on order form:
1. Quantity of each item.
2. Model number, including options. See “How To Build a Model Number”.
3. Any special service required.

Note: • The □ indicates that a choice is required.
- The absence of the □ indicates that no choice is required.
- Alpha-numeric characters in place of □ indicate that no other alternatives are available.

HOW TO BUILD A MODEL NUMBER

Ⓐ Select basic model.

Ⓑ Select horizontal surface finish.
Refer to the **Product Color Options** page in this price list.

Ⓒ Select vertical surface finish.
Refer to the **Product Color Options** page in this price list.

Ⓓ Select pull option.

NP	- Standard integral pull
BPA6	- Silver bar pull (6); add $77
BPA8	- Silver bar pull (8); add $103
KIB6	- Waterfall black pull (6); add $77
KIB8	- Waterfall black pull (8); add $103
KIS6	- Waterfall silver pull (6); add $77
KIS8	- Waterfall silver pull (8); add $103
RCP6	- Rectangular silver pull (6); add $77
RCP8	- Rectangular silver pull (8); add $103

Ⓔ Select lock option.

KA	- Key alike
KS	- Key standard

SPECIAL SERVICES

Special Carton Marking

With specially marked information N/C

Shipping

Ships **assembled, FOB KI-Aristotle Brampton, ON L6T 5T6, freight prepaid.** Freight class 85.

Specifications and prices are subject to change without prior notice.

Aristotle® Classic Credenzas

Credenza-Lateral Files

Aristotle® Classic Credenzas
Credenza-Lateral Files

	MODEL	W x D x H	MODEL NUMBER: Basic Model	Horizontal Surface Finish	Vertical Surface Finish	Pull Option	Lock Option	End Panel	Approx. Packaged Weight	Delivered Pricing
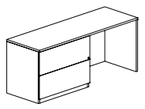 ARCRD	**Credenza-Lateral File-Left** • 36" wide lateral file features 12" drawers • Drawers accommodate letter and legal filing • Full height back panel features horizontal wood grain pattern • All drawers and doors standard locking and keyed alike • Optional front to back filing hardware specified separately • Integral pull is standard; use xxx2 for optional pulls • Standard with no grommet	60 x 20 x 29"	KCFL6020.H	□□□	□□□	□□□□	□□	□□□□	160.0#	$ 1972
		66 x 20 x 29"	KCFL6620.H	□□□	□□□	□□□□	□□	□□□□	170.0#	2008
		72 x 20 x 29"	KCFL7220.H	□□□	□□□	□□□□	□□	□□□□	180.0#	2045
		60 x 24 x 29"	KCFL6024.H	□□□	□□□	□□□□	□□	□□□□	180.0#	2070
		66 x 24 x 29"	KCFL6624.H	□□□	□□□	□□□□	□□	□□□□	190.0#	2112
		72 x 24 x 29"	KCFL7224.H	□□□	□□□	□□□□	□□	□□□□	200.0#	2217
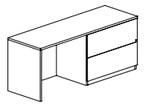 ARCRD	**Credenza-Lateral File-Right** • 36" wide lateral file features 12" drawers • Drawers accommodate letter and legal filing • Full height back panel features horizontal wood grain pattern • All drawers and doors standard locking and keyed alike • Optional front to back filing hardware specified separately • Integral pull is standard; use xxx2 for optional pulls • Standard with no grommet	60 x 20 x 29"	KCFR6020.H	□□□	□□□	□□□□	□□	□□□□	160.0#	$ 1972
		66 x 20 x 29"	KCFR6620.H	□□□	□□□	□□□□	□□	□□□□	170.0#	2008
		72 x 20 x 29"	KCFR7220.H	□□□	□□□	□□□□	□□	□□□□	180.0#	2045
		60 x 24 x 29"	KCFR6024.H	□□□	□□□	□□□□	□□	□□□□	180.0#	2070
		66 x 24 x 29"	KCFR6624.H	□□□	□□□	□□□□	□□	□□□□	190.0#	2112
		72 x 24 x 29"	KCFR7224.H	□□□	□□□	□□□□	□□	□□□□	200.0#	2217

Ⓐ Ⓑ Ⓒ Ⓓ Ⓔ Ⓕ

HOW TO ORDER

Indicate the following information on order form:
1. Quantity of each item.
2. Model number, including options. See "How To Build a Model Number".
3. Any special service required.

Note: • The □ indicates that a choice is required.
- The absence of the □ indicates that no choice is required.
- Alpha-numeric characters in place of □ indicate that no other alternatives are available.

HOW TO BUILD A MODEL NUMBER

Ⓐ Select basic model.

Ⓑ Select horizontal surface finish.
Refer to the **Product Color Options** page in this price list.

Ⓒ Select vertical surface finish.
Refer to the **Product Color Options** page in this price list.

Ⓓ Select pull option.

NP	- Standard integral pull
BPA2	- Silver bar pull (2); add $26
KIB2	- Waterfall black pull (2); add $26
KIS2	- Waterfall silver pull (2); add $26
RCP2	- Rectangular silver pull (2); add $26

Ⓔ Select lock option.

KA	- Key alike
KS	- Key standard

Ⓕ Select end panel.

CGR	- Recessed end panel right side
CGL	- Recessed end panel left side
FULL	- Full end panel both sides

SPECIAL SERVICES

Special Carton Marking

With specially marked information N/C

Shipping

Ships **assembled, FOB KI-Aristotle Brampton, ON L6T 5T6, freight prepaid.** Freight class 85.

Specifications and prices are subject to change without prior notice.

Aristotle® Classic Credenzas

Credenza-Lateral Files

Aristotle® Classic Credenzas
Credenza-Lateral Files

	MODEL	W x D x H	MODEL NUMBER: Basic Model	Horizontal Surface Finish	Vertical Surface Finish	Pull Option	Lock Option	Approx. Packaged Weight	Delivered Pricing
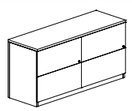 ARCRD	**Credenza-Double Lateral File** • 30” wide lateral drawers on 60” model • 36” wide lateral drawers on 72” model • Drawers accommodate letter and legal filing • Full height back panel features horizontal wood grain pattern • All drawers and doors standard locking and keyed alike • Optional front to back filing hardware specified separately • Integral pull is standard; use xxx4 for optional pulls • Standard with no grommet	60 x 20 x 29”	KCFF6020.H	□□□	□□□	□□□□	□□	240.0#	$ 2757
		72 x 20 x 29”	KCFF7220.H	□□□	□□□	□□□□	□□	260.0#	2907
		60 x 24 x 29”	KCFF6024.H	□□□	□□□	□□□□	□□	260.0#	3053
		72 x 24 x 29”	KCFF7224.H	□□□	□□□	□□□□	□□	280.0#	3157
			Ⓐ	Ⓑ	Ⓒ	Ⓓ	Ⓔ		

HOW TO ORDER

Indicate the following information on order form:
1. Quantity of each item.
2. Model number, including options. See “How To Build a Model Number”.
3. Any special service required.

Note: • The □ indicates that a choice is required.
- The absence of the □ indicates that no choice is required.
- Alpha-numeric characters in place of □ indicate that no other alternatives are available.

HOW TO BUILD A MODEL NUMBER

Ⓐ Select basic model.

Ⓑ Select horizontal surface finish.
Refer to the **Product Color Options** page in this price list.

Ⓒ Select vertical surface finish.
Refer to the **Product Color Options** page in this price list.

Ⓓ Select pull option.

NP	- Standard integral pull
BPA4	- Silver bar pull (4); add $51
KIB4	- Waterfall black pull (4); add $51
KIS4	- Waterfall silver pull (4); add $51
RCP4	- Rectangular silver pull (4); add $51

Ⓔ Select lock option.

KA	- Key alike
KS	- Key standard

SPECIAL SERVICES

Special Carton Marking

With specially marked information N/C

Shipping

Ships **assembled, FOB KI-Aristotle Brampton, ON L6T 5T6, freight prepaid.** Freight class 85.

Specifications and prices are subject to change without prior notice.

Aristotle® Classic Credenzas
Credenza-Storage

Aristotle® Classic Credenzas
Credenza-Storage

	MODEL	W x D x H	MODEL NUMBER Basic Model	Horizontal Surface Finish Ⓑ	Vertical Surface Finish Ⓒ	Pull Option Ⓓ	Lock Option Ⓔ	Approx. Packaged Weight	Delivered Pricing
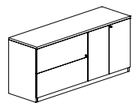 ARCRD	**Credenza-Lateral File-Left and Storage-Right** • 36" wide lateral file features 12" drawers • Drawers accommodate letter and legal filing • Full height back panel features horizontal wood grain pattern • All drawers and doors standard locking and keyed alike • One adjustable shelf in storage cabinet • Optional front to back filing hardware specified separately • Integral pull is standard; use xxx4 for optional pulls • Standard with no grommet	66 x 20 x 29"	KCFS6620.H	□□□	□□□	□□□□	□□	240.0#	$ 2337
		72 x 20 x 29"	KCFS7220.H	□□□	□□□	□□□□	□□	250.0#	2452
		66 x 24 x 29"	KCFS6624.H	□□□	□□□	□□□□	□□	260.0#	2556
		72 x 24 x 29"	KCFS7224.H	□□□	□□□	□□□□	□□	270.0#	2665
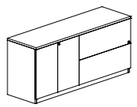 ARCRD	**Credenza-Storage-Left and Lateral File-Right** • 36" wide lateral file features 12" drawers • Drawers accommodate letter and legal filing • Full height back panel features horizontal wood grain pattern • All drawers and doors standard locking and keyed alike • One adjustable shelf in storage cabinet • Optional front to back filing hardware specified separately • Integral pull is standard; use xxx4 for optional pulls • Standard with no grommet	66 x 20 x 29"	KCSF6620.H	□□□	□□□	□□□□	□□	240.0#	$ 2337
		72 x 20 x 29"	KCSF7220.H	□□□	□□□	□□□□	□□	250.0#	2452
		66 x 24 x 29"	KCSF6624.H	□□□	□□□	□□□□	□□	260.0#	2556
		72 x 24 x 29"	KCSF7224.H	□□□	□□□	□□□□	□□	270.0#	2665
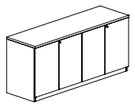 ARCRD	**Credenza-Double Storage** • One adjustable shelf in storage cabinet • Integral pull is standard; use xxx4 for optional pulls • Standard with no grommet • Full height back panel features horizontal wood grain pattern	66 x 20 x 29"	KCSS6620.H	□□□	□□□	□□□□	□□	230.0#	$ 1903
		72 x 20 x 29"	KCSS7220.H	□□□	□□□	□□□□	□□	240.0#	1950
		66 x 24 x 29"	KCSS6624.H	□□□	□□□	□□□□	□□	250.0#	2056
		72 x 24 x 29"	KCSS7224.H	□□□	□□□	□□□□	□□	260.0#	2091
				Ⓐ	Ⓑ	Ⓒ	Ⓓ	Ⓔ	

HOW TO ORDER

Indicate the following information on order form:
1. Quantity of each item.
2. Model number, including options. See "How To Build a Model Number".
3. Any special service required.

Note: • The □ indicates that a choice is required.
• The absence of the □ indicates that no choice is required.
• Alpha-numeric characters in place of □ indicate that no other alternatives are available.

HOW TO BUILD A MODEL NUMBER

Ⓐ Select basic model.

Ⓑ Select horizontal surface finish.
Refer to the **Product Color Options** page in this price list.

Ⓒ Select vertical surface finish.
Refer to the **Product Color Options** page in this price list.

Ⓓ Select pull option.

NP	- Standard integral pull
BPA4	- Silver bar pull (4); add $51
KIB4	- Waterfall black pull (4); add $51
KIS4	- Waterfall silver pull (4); add $51
RCP4	- Rectangular silver pull (4); add $51

Ⓔ Select lock option.

KA	- Key alike
KS	- Key standard

SPECIAL SERVICES

Special Carton Marking

With specially marked information N/C

Shipping

Ships **assembled, FOB KI-Aristotle Brampton, ON L6T 5T6, freight prepaid.** Freight class 85.

Specifications and prices are subject to change without prior notice.

Aristotle® Classic Reception Workstations

Reception Desks

Aristotle® Classic Reception Workstations

Reception Desks

	MODEL	W x D x H	MODEL NUMBER Basic Model (A)	Horizontal Surface Finish (B)	Vertical Surface Finish (C)	Pull Option (D)	Lock Option (E)	Approx. Packaged Weight	Delivered Pricing
 ARGRD	**Reception Desk-Left, Box/File Pedestal Option A** • Box/file locking pedestal with full extension slides • 30" desk features full height back panel and 2 rear corner grommets • Full height back panel features horizontal wood grain pattern • 12" deep transaction top • 14" clearance above desktop • Integral pull is standard; use xxx2 for optional pulls • Pedestals feature locks on inside panels	66 x 30 x 44"	KGDL6630A.H	□□□	□□□	□□□□	□□	250.0#	$ 2067
		72 x 30 x 44"	KGDL7230A.H	□□□	□□□	□□□□	□□	260.0#	2280
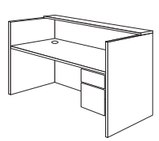 ARGRD	**Reception Desk-Right, Box/File Pedestal Option A** • Box/file locking pedestal with full extension slides • 30" desk features full height back panel and 2 rear corner grommets • Full height back panel features horizontal wood grain pattern • 12" deep transaction top • 14" clearance above desktop • Integral pull is standard; use xxx2 for optional pulls • Pedestals feature locks on inside panels	66 x 30 x 44"	KGDR6630A.H	□□□	□□□	□□□□	□□	250.0#	$ 2067
		72 x 30 x 44"	KGDR7230A.H	□□□	□□□	□□□□	□□	260.0#	2280

HOW TO ORDER

Indicate the following information on order form:
1. Quantity of each item.
2. Model number, including options. See "How To Build a Model Number".
3. Any special service required.

Note: • The □ indicates that a choice is required.
- The absence of the □ indicates that no choice is required.
- Alpha-numeric characters in place of □ indicate that no other alternatives are available.

HOW TO BUILD A MODEL NUMBER

A Select basic model.

B Select horizontal surface finish.
Refer to the **Product Color Options** page in this price list.

C Select vertical surface finish.
Refer to the **Product Color Options** page in this price list.

D Select pull option.

NP	- Standard integral pull
BPA2	- Silver bar pull (2); add $26
KIB2	- Waterfall black pull (2); add $26
KIS2	- Waterfall silver pull (2); add $26
RCP2	- Rectangular silver pull (2); add $26

E Select lock option.

KA	- Key alike
KS	- Key standard

SPECIAL SERVICES

Special Carton Marking

With specially marked information N/C

Shipping

Ships **assembled, FOB KI-Aristotle Brampton, ON L6T 5T6, freight prepaid.** Freight class 85.

Specifications and prices are subject to change without prior notice.

Aristotle® Classic Reception Workstations

Reception Desks

Aristotle® Classic Reception Workstations

Reception Desks

	MODEL	W x D x H	MODEL NUMBER: Basic Model	Horizontal Surface Finish	Vertical Surface Finish	Pull Option	Lock Option	Approx. Packaged Weight	Delivered Pricing
 ARGRD	**Reception Desk-Left, Box/Box/File Pedestal Option B** • Box/box/file pedestal with full extension slides (upper box drawer does not lock) • 30" desk features full height back panel and 2 rear corner grommets • Full height back panel features horizontal wood grain pattern • 12" deep transaction top • 14" clearance above desktop • Integral pull is standard; use xxx3 for optional pulls • Pedestals feature locks on inside panels	66 x 30 x 44"	KGDL6630B.H	□□□	□□□	□□□□	□□	280.0#	$ 2248
		72 x 30 x 44"	KGDL7230B.H	□□□	□□□	□□□□	□□	290.0#	2458
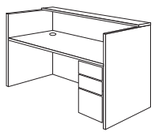 ARGRD	**Reception Desk-Right, Box/Box/File Pedestal Option B** • Box/box/file pedestal with full extension slides (upper box drawer does not lock) • 30" desk features full height back panel and 2 rear corner grommets • Full height back panel features horizontal wood grain pattern • 12" deep transaction top • 14" clearance above desktop • Integral pull is standard; use xxx3 for optional pulls • Pedestals feature locks on inside panels	66 x 30 x 44"	KGDR6630B.H	□□□	□□□	□□□□	□□	280.0#	$ 2248
		72 x 30 x 44"	KGDR7230B.H	□□□	□□□	□□□□	□□	290.0#	2458
			Ⓐ	Ⓑ	Ⓒ	Ⓓ	Ⓔ		

HOW TO ORDER

Indicate the following information on order form:
1. Quantity of each item.
2. Model number, including options. See "How To Build a Model Number".
3. Any special service required.

Note: • The □ indicates that a choice is required.
- The absence of the □ indicates that no choice is required.
- Alpha-numeric characters in place of □ indicate that no other alternatives are available.

HOW TO BUILD A MODEL NUMBER

Ⓐ Select basic model.

Ⓑ Select horizontal surface finish.
Refer to the **Product Color Options** page in this price list.

Ⓒ Select vertical surface finish.
Refer to the **Product Color Options** page in this price list.

Ⓓ Select pull option.

NP	- Standard integral pull
BPA3	- Silver bar pull (3); add $39
KIB3	- Waterfall black pull (3); add $39
KIS3	- Waterfall silver pull (3); add $39
RCP3	- Rectangular silver pull (3); add $39

Ⓔ Select lock option.

KA	- Key alike
KS	- Key standard

SPECIAL SERVICES

Special Carton Marking

With specially marked information N/C

Shipping

Ships **assembled, FOB KI-Aristotle Brampton, ON L6T 5T6, freight prepaid.** Freight class 85.

Specifications and prices are subject to change without prior notice.

Aristotle® Classic Reception Workstations
Reception Desks

Aristotle® Classic Reception Workstations
Reception Desks

	MODEL	W x D x H	MODEL NUMBER Basic Model	Horizontal Surface Finish	Vertical Surface Finish	Pull Option	Lock Option	Approx. Packaged Weight	Delivered Pricing
 ARGRD	**Reception Desk-Left, File/File Pedestal Option C** • File/file pedestal with full extension slides • 30" desk features full height back panel and 2 rear corner grommets • Full height back panel features horizontal wood grain pattern • 12" deep transaction top • 14" clearance above desktop • Integral pull is standard; use xxx2 for optional pulls • Pedestals feature locks on inside panels	66 x 30 x 44"	KGDL6630C.H	□□□	□□□	□□□□	□□	280.0#	$ 2248
		72 x 30 x 44"	KGDL7230C.H	□□□	□□□	□□□□	□□	290.0#	2458
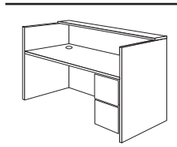 ARGRD	**Reception Desk-Right, File/File Pedestal Option C** • File/file pedestal with full extension slides • 30" desk features full height back panel and 2 rear corner grommets • Full height back panel features horizontal wood grain pattern • 12" deep transaction top • 14" clearance above desktop • Integral pull is standard; use xxx2 for optional pulls • Pedestals feature locks on inside panels	66 x 30 x 44"	KGDR6630C.H	□□□	□□□	□□□□	□□	280.0#	$ 2248
		72 x 30 x 44"	KGDR7230C.H	□□□	□□□	□□□□	□□	290.0#	2458
				Ⓑ	Ⓒ	Ⓓ	Ⓔ		

HOW TO ORDER

Indicate the following information on order form:
1. Quantity of each item.
2. Model number, including options. See "How To Build a Model Number".
3. Any special service required.

Note: • The □ indicates that a choice is required.
• The absence of the □ indicates that no choice is required.
• Alpha-numeric characters in place of □ indicate that no other alternatives are available.

HOW TO BUILD A MODEL NUMBER

Ⓐ Select basic model.

Ⓑ Select horizontal surface finish.
Refer to the **Product Color Options** page in this price list.

Ⓒ Select vertical surface finish.
Refer to the **Product Color Options** page in this price list.

Ⓓ Select pull option.

NP	- Standard integral pull
BPA2	- Silver bar pull (2); add $26
KIB2	- Waterfall black pull (2); add $26
KIS2	- Waterfall silver pull (2); add $26
RCP2	- Rectangular silver pull (2); add $26

Ⓔ Select lock option.

KA	- Key alike
KS	- Key standard

SPECIAL SERVICES

Special Carton Marking

With specially marked information	N/C

Shipping

Ships **assembled, FOB KI-Aristotle Brampton, ON L6T 5T6, freight prepaid.** Freight class 85.

Specifications and prices are subject to change without prior notice.

Aristotle® Classic Reception Workstations

Bow Front Reception Desks

Aristotle® Classic Reception Workstations

Bow Front Reception Desks

	MODEL	W x D x H	MODEL NUMBER Basic Model	Horizontal Surface Finish	Vertical Surface Finish	Pull Option	Lock Option	Approx. Packaged Weight	Delivered Pricing
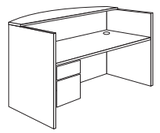 ARGRD	**Bow Front Reception Desk-Left, Box/File Option A** • Bow Front transaction counter is 18" deep with 6" overhang • Box/file locking pedestal with full extension slides • 30" desk features full height back panel and 2 rear corner grommets • Full height back panel features horizontal wood grain pattern • 12" deep transaction top • 14" clearance above desktop • Integral pull is standard; use xxx2 for optional pulls • Pedestals feature locks on inside panels	66 x 36 x 44"	KGDBL6636A.H	□□□	□□□	□□□□	□□	260.0#	$ 2159
		72 x 36 x 44"	KGDBL7236A.H	□□□	□□□	□□□□	□□	270.0#	2370
 ARGRD	**Bow Front Reception Desk-Right, Box/File Option A** • Bow Front transaction counter is 18" deep with 6" overhang • Box/file locking pedestal with full extension slides • 30" desk features full height back panel and 2 rear corner grommets • Full height back panel features horizontal wood grain pattern • 12" deep transaction top • 14" clearance above desktop • Integral pull is standard; use xxx2 for optional pulls • Pedestals feature locks on inside panels	66 x 36 x 44"	KGDBR6636A.H	□□□	□□□	□□□□	□□	260.0#	$ 2159
		72 x 36 x 44"	KGDBR7236A.H	□□□	□□□	□□□□	□□	270.0#	2370

Ⓐ Ⓑ Ⓒ Ⓓ Ⓔ

HOW TO ORDER

Indicate the following information on order form:
1. Quantity of each item.
2. Model number, including options. See "How To Build a Model Number".
3. Any special service required.

Note: • The □ indicates that a choice is required.
- The absence of the □ indicates that no choice is required.
- Alpha-numeric characters in place of □ indicate that no other alternatives are available.

HOW TO BUILD A MODEL NUMBER

Ⓐ Select basic model.

Ⓑ Select horizontal surface finish.
Refer to the **Product Color Options** page in this price list.

Ⓒ Select vertical surface finish.
Refer to the **Product Color Options** page in this price list.

Ⓓ Select pull option.

NP	- Standard integral pull
BPA2	- Silver bar pull (2); add $26
KIB2	- Waterfall black pull (2); add $26
KIS2	- Waterfall silver pull (2); add $26
RCP2	- Rectangular silver pull (2); add $26

Ⓔ Select lock option.

KA	- Key alike
KS	- Key standard

SPECIAL SERVICES

Special Carton Marking

With specially marked information N/C

Shipping

Ships **assembled, FOB KI-Aristotle Brampton, ON L6T 5T6, freight prepaid.** Freight class 85.

Specifications and prices are subject to change without prior notice.

Aristotle® Classic Reception Workstations

Bow Front Reception Desks

Aristotle® Classic Reception Workstations

Bow Front Reception Desks

	MODEL	W x D x H	MODEL NUMBER Basic Model	Horizontal Surface Finish Ⓑ	Vertical Surface Finish Ⓒ	Pull Option Ⓓ	Lock Option Ⓔ	Approx. Packaged Weight	Delivered Pricing
 ARGRD	**Bow Front Reception Desk-Left, Box/Box/File Option B** • Bow Front transaction counter is 18" deep with 6" overhang • Box/box/file pedestal with full extension slides (upper box drawer does not lock) • 30" desk features full height back panel and 2 rear corner grommets • Full height back panel features horizontal wood grain pattern • 12" deep transaction top • 14" clearance above desktop • Integral pull is standard; use xxx3 for optional pulls • Pedestals feature locks on inside panels	66 x 36 x 44"	KGDBL6636B.H	□□□	□□□	□□□□	□□	290.0#	$ 2338
		72 x 36 x 44"	KGDBL7236B.H	□□□	□□□	□□□□	□□	300.0#	2548
 ARGRD	**Bow Front Reception Desk-Right, Box/Box/File Option B** • Bow Front transaction counter is 18" deep with 6" overhang • Box/box/file pedestal with full extension slides (upper box drawer does not lock) • 30" desk features full height back panel and 2 rear corner grommets • Full height back panel features horizontal wood grain pattern • 12" deep transaction top • 14" clearance above desktop • Integral pull is standard; use xxx3 for optional pulls • Pedestals feature locks on inside panels	66 x 36 x 44"	KGDBR6636B.H	□□□	□□□	□□□□	□□	290.0#	$ 2338
		72 x 36 x 44"	KGDBR7236B.H	□□□	□□□	□□□□	□□	300.0#	2548

Ⓐ Ⓑ Ⓒ Ⓓ Ⓔ

HOW TO ORDER

Indicate the following information on order form:
1. Quantity of each item.
2. Model number, including options. See "How To Build a Model Number".
3. Any special service required.

Note: • The □ indicates that a choice is required.
- The absence of the □ indicates that no choice is required.
- Alpha-numeric characters in place of □ indicate that no other alternatives are available.

HOW TO BUILD A MODEL NUMBER

Ⓐ Select basic model.

Ⓑ Select horizontal surface finish.
Refer to the **Product Color Options** page in this price list.

Ⓒ Select vertical surface finish.
Refer to the **Product Color Options** page in this price list.

Ⓓ Select pull option.

NP	- Standard integral pull
BPA3	- Silver bar pull (3); add $39
KIB3	- Waterfall black pull (3); add $39
KIS3	- Waterfall silver pull (3); add $39
RCP3	- Rectangular silver pull (3); add $39

Ⓔ Select lock option.

KA	- Key alike
KS	- Key standard

SPECIAL SERVICES

Special Carton Marking

With specially marked information	N/C

Shipping

Ships **assembled, FOB KI-Aristotle Brampton, ON L6T 5T6, freight prepaid.** Freight class 85.

Specifications and prices are subject to change without prior notice.

Aristotle® Classic Reception Workstations

Bow Front Reception Desks

Aristotle® Classic Reception Workstations

Bow Front Reception Desks

	MODEL	W x D x H	MODEL NUMBER Basic Model	Horizontal Surface Finish Ⓑ	Vertical Surface Finish Ⓒ	Pull Option Ⓓ	Lock Option Ⓔ	Approx. Packaged Weight	Delivered Pricing
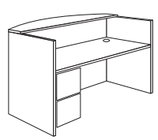 ARGRD	**Bow Front Reception Desk-Left, File/File Option C** • Bow Front transaction counter is 18" deep with 6" overhang • File/file pedestal with full extension slides • 30" desk features full height back panel and 2 rear corner grommets • Full height back panel features horizontal wood grain pattern • 14" clearance above desktop • Integral pull is standard; use xxx2 for optional pulls • Pedestals feature locks on inside panels	66 x 36 x 44"	KGDBL6636C.H	□□□	□□□	□□□□	□□	290.0#	$ 2338
		72 x 36 x 44"	KGDBL7236C.H	□□□	□□□	□□□□	□□	300.0#	2548
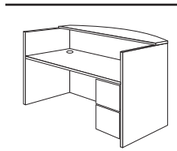 ARGRD	**Bow Front Reception Desk-Right, File/File Option C** • Bow Front transaction counter is 18" deep with 6" overhang • File/file pedestal with full extension slides • 30" desk features full height back panel and 2 rear corner grommets • Full height back panel features horizontal wood grain pattern • 12" deep transaction top • 14" clearance above desktop • Integral pull is standard; use xxx2 for optional pulls • Pedestals feature locks on inside panels	66 x 36 x 44"	KGDBR6636C.H	□□□	□□□	□□□□	□□	290.0#	$ 2338
		72 x 36 x 44"	KGDBR7236C.H	□□□	□□□	□□□□	□□	300.0#	2548

Ⓐ Ⓑ Ⓒ Ⓓ Ⓔ

HOW TO ORDER

Indicate the following information on order form:
1. Quantity of each item.
2. Model number, including options. See "How To Build a Model Number".
3. Any special service required.

Note: • The □ indicates that a choice is required.
- The absence of the □ indicates that no choice is required.
- Alpha-numeric characters in place of □ indicate that no other alternatives are available.

HOW TO BUILD A MODEL NUMBER

Ⓐ Select basic model.

Ⓑ Select horizontal surface finish.
Refer to the **Product Color Options** page in this price list.

Ⓒ Select vertical surface finish.
Refer to the **Product Color Options** page in this price list.

Ⓓ Select pull option.

NP	- Standard integral pull
BPA2	- Silver bar pull (2); add $26
KIB2	- Waterfall black pull (2); add $26
KIS2	- Waterfall silver pull (2); add $26
RCP2	- Rectangular silver pull (2); add $26

Ⓔ Select lock option.

KA	- Key alike
KS	- Key standard

SPECIAL SERVICES

Special Carton Marking

With specially marked information	N/C

Shipping

Ships **assembled, FOB KI-Aristotle Brampton, ON L6T 5T6, freight prepaid.** Freight class 85.

Specifications and prices are subject to change without prior notice.

Aristotle® Classic Reception Workstations

Returns

Aristotle® Classic Reception Workstations

Returns

	MODEL	W x D x H	MODEL NUMBER Basic Model	Horizontal Surface Finish	Vertical Surface Finish	Pull Option	Lock Option	Approx. Packaged Weight	Delivered Pricing
 ARGRD	**Reception Return-Left, Box/File Pedestal Option A** • Box/file locking pedestal with full extension slides • 24" deep return features 1 rear center grommet • Integral pull is standard; use xxx2 for optional pulls • Pedestals feature locks on inside panels	42 x 24 x 43"	KGRL4224A.H	□□□	□□□	□□□□	□□	130.0#	$ 1383
		48 x 24 x 43"	KGRL4824A.H	□□□	□□□	□□□□	□□	135.0#	1427
 ARGRD	**Reception Return-Right, Box/File Pedestal Option A** • Box/file locking pedestal with full extension slides • 24" deep return features 1 rear center grommet • Integral pull is standard; use xxx2 for optional pulls • Pedestals feature locks on inside panels	42 x 24 x 43"	KGRR4224A.H	□□□	□□□	□□□□	□□	130.0#	$ 1383
		48 x 24 x 43"	KGRR4824A.H	□□□	□□□	□□□□	□□	135.0#	1427
 ARGRD	**Reception Return-Left, Box/Box/File Pedestal Option B** • Box/box/file pedestal with full extension slides (upper box drawer does not lock) • 24" deep return features 1 rear center grommet • Integral pull is standard; use xxx3 for optional pulls • Pedestals feature locks on inside panels	42 x 24 x 43"	KGRL4224B.H	□□□	□□□	□□□□	□□	160.0#	$ 1603
		48 x 24 x 43"	KGRL4824B.H	□□□	□□□	□□□□	□□	165.0#	1651
 ARGRD	**Reception Return-Right, Box/Box/File Pedestal Option B** • Box/box/file pedestal with full extension slides (upper box drawer does not lock) • 24" deep return features 1 rear center grommet • Integral pull is standard; use xxx3 for optional pulls • Pedestals feature locks on inside panels	42 x 24 x 43"	KGRR4224B.H	□□□	□□□	□□□□	□□	160.0#	$ 1603
		48 x 24 x 43"	KGRR4824B.H	□□□	□□□	□□□□	□□	165.0#	1651
				Ⓐ	Ⓑ	Ⓒ	Ⓓ	Ⓔ	

HOW TO ORDER

Indicate the following information on order form:
1. Quantity of each item.
2. Model number, including options. See "How To Build a Model Number".
3. Any special service required.

Note: • The □ indicates that a choice is required.
- The absence of the □ indicates that no choice is required.
- Alpha-numeric characters in place of □ indicate that no other alternatives are available.

HOW TO BUILD A MODEL NUMBER

Ⓐ Select basic model.

Ⓑ Select horizontal surface finish.
Refer to the **Product Color Options** page in this price list.

Ⓒ Select vertical surface finish.
Refer to the **Product Color Options** page in this price list.

Ⓓ Select pull option.

NP	- Standard integral pull
BPA2	- Silver bar pull (2); add $26
BPA3	- Silver bar pull (3); add $39
KIB2	- Waterfall black pull (2); add $26
KIB3	- Waterfall black pull (3); add $39
KIS2	- Waterfall silver pull (2); add $26
KIS3	- Waterfall silver pull (3); add $39
RCP2	- Rectangular silver pull (2); add $26
RCP3	- Rectangular silver pull (3); add $39

Ⓔ Select lock option.

KA	- Key alike
KS	- Key standard

SPECIAL SERVICES

Special Carton Marking

With specially marked information N/C

Shipping

Ships **assembled, FOB KI-Aristotle Brampton, ON L6T 5T6, freight prepaid.** Freight class 85.

Specifications and prices are subject to change without prior notice.

Aristotle® Classic Reception Workstations

Returns

Aristotle® Classic Reception Workstations

Returns

	MODEL	W x D x H	MODEL NUMBER: Basic Model	Horizontal Surface Finish	Vertical Surface Finish	Pull Option	Lock Option	Approx. Packaged Weight	Delivered Pricing
 ARGRD	**Reception Return-Left, File/File Pedestal Option C** • Box/file locking pedestal with full extension slides • 24" deep return features 1 rear center grommet • Integral pull is standard; use xxx2 for optional pulls • Pedestals feature locks on inside panels	42 x 24 x 43"	KGRL4224C.H	□□□	□□□	□□□□	□□	160.0#	$ 1603
		48 x 24 x 43"	KGRL4824C.H	□□□	□□□	□□□□	□□	165.0#	1651
 ARGRD	**Reception Return-Right, Pedestal Option C** • Box/file locking pedestal with full extension slides • 24" deep return features 1 rear center grommet • Integral pull is standard; use xxx2 for optional pulls • Pedestals feature locks on inside panels	42 x 24 x 43"	KGRR4224C.H	□□□	□□□	□□□□	□□	160.0#	$ 1603
		48 x 24 x 43"	KGRR4824C.H	□□□	□□□	□□□□	□□	165.0#	1651
			Ⓐ	Ⓑ	Ⓒ	Ⓓ	Ⓔ		

HOW TO ORDER

Indicate the following information on order form:
1. Quantity of each item.
2. Model number, including options. See "How To Build a Model Number".
3. Any special service required.

Note: • The □ indicates that a choice is required.
- The absence of the □ indicates that no choice is required.
- Alpha-numeric characters in place of □ indicate that no other alternatives are available.

HOW TO BUILD A MODEL NUMBER

Ⓐ Select basic model.

Ⓑ Select horizontal surface finish.
Refer to the **Product Color Options** page in this price list.

Ⓒ Select vertical surface finish.
Refer to the **Product Color Options** page in this price list.

Ⓓ Select pull option.

NP	- Standard integral pull
BPA2	- Silver bar pull (2); add $26
KIB2	- Waterfall black pull (2); add $26
KIS2	- Waterfall silver pull (2); add $26
RCP2	- Rectangular silver pull (2); add $26

Ⓔ Select lock option.

KA	- Key alike
KS	- Key standard

SPECIAL SERVICES

Special Carton Marking

With specially marked information N/C

Shipping

Ships **assembled, FOB KI-Aristotle Brampton, ON L6T 5T6, freight prepaid.** Freight class 85.

Specifications and prices are subject to change without prior notice.

Aristotle® Classic Reception Workstations
Returns

Aristotle® Classic Reception Workstations
Returns

	MODEL	W x D x H	MODEL NUMBER Basic Model	Horizontal Surface Finish	Vertical Surface Finish	Approx. Packaged Weight	Delivered Pricing
	**Reception Return-Left, No Pedestal** • 24" deep return features 1 rear center grommet	42 x 24 x 43"	KGRL4224.H	□□□	□□□	85.0#	$ 662
		48 x 24 x 43"	KGRL4824.H	□□□	□□□	90.0#	699
ARGRD							
	**Reception Return-Right, No Pedestal** • 24" deep return features 1 rear center grommet	42 x 24 x 43"	KGRR4224.H	□□□	□□□	85.0#	$ 662
		48 x 24 x 43"	KGRR4824.H	□□□	□□□	90.0#	699
ARGRD							
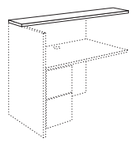	**Reception Return Transaction Top** • Field installed • Replacement top only	60 x 12 x 1"	KGRTT42.H	□□□		15.0#	$ 213
		66 x 12 x 1"	KGRTT48.H	□□□		17.0#	225
ARGRD							
			Ⓐ	Ⓑ	Ⓒ		

HOW TO ORDER

Indicate the following information on order form:
1. Quantity of each item.
2. Model number, including options. See "How To Build a Model Number".
3. Any special service required.

Note: • The □ indicates that a choice is required.
- The absence of the □ indicates that no choice is required.
- Alpha-numeric characters in place of □ indicate that no other alternatives are available.

HOW TO BUILD A MODEL NUMBER

Ⓐ Select basic model.

Ⓑ Select horizontal surface finish.
Refer to the **Product Color Options** page in this price list.

Ⓒ Select vertical surface finish.
Refer to the **Product Color Options** page in this price list.

SPECIAL SERVICES

Special Carton Marking

With specially marked information	N/C

Shipping

Ships **knocked down, FOB KI-Aristotle Brampton, ON L6T 5T6, freight prepaid.** Freight class 85.

Specifications and prices are subject to change without prior notice.

Aristotle® Classic Shells
Corner Units

Aristotle® Classic Shells
Corner Units

	MODEL	Opening	A x B x C x D	MODEL NUMBER: Basic Model	Horizontal Surface Finish	Vertical Surface Finish	Leg Finish	Back Panel Height	Grommets	Approx. Packaged Weight	Delivered Pricing
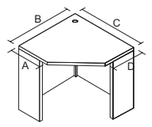 ARSPD	**Straight Corner (interchangeable)** • Corner post in black or silver • Left and right recessed end panels standard • One optional grommet center rear • 29” Height	25”	18 x 36 x 36 x 18”	KCC361818.H	□□□	□□□	□□	□□□□	□□□	85.0#	$ 1025
		21”	20 x 36 x 36 x 20”	KCC362020.H	□□□	□□□	□□	□□□□	□□□	85.0#	1025
		17”	24 x 36 x 36 x 24”	KCC362424.H	□□□	□□□	□□	□□□□	□□□	85.0#	1025
		25”	24 x 42 x 42 x 24”	KCC422424.H	□□□	□□□	□□	□□□□	□□□	105.0#	1219
		17”	30 x 42 x 42 x 30”	KCC423030.H	□□□	□□□	□□	□□□□	□□□	105.0#	1219
		22”	24 x 42 x 42 x 30”	KCC422430.H	□□□	□□□	□□	□□□□	□□□	105.0#	1219
		22”	30 x 42 x 42 x 24”	KCC423024.H	□□□	□□□	□□	□□□□	□□□	105.0#	1219
		30”	24 x 48 x 48 x 30”	KCC482430.H	□□□	□□□	□□	□□□□	□□□	125.0#	1374
		30”	30 x 48 x 48 x 24”	KCC483024.H	□□□	□□□	□□	□□□□	□□□	125.0#	1374
		34”	24 x 48 x 48 x 24”	KCC482424.H	□□□	□□□	□□	□□□□	□□□	125.0#	1374
		25”	30 x 48 x 48 x 30”	KCC483030.H	□□□	□□□	□□	□□□□	□□□	125.0#	1374
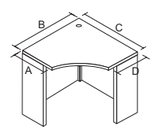 ARSPD	**Curvilinear Corner (interchangeable)** • Corner post in black or silver • Left and right recessed end panels standard • One optional grommet center rear • 29” Height		18 x 36 x 36 x 18”	KCV361818.H	□□□	□□□	□□	□□□□	□□□	85.0#	$ 1025
			20 x 36 x 36 x 20”	KCV362020.H	□□□	□□□	□□	□□□□	□□□	85.0#	1025
			24 x 36 x 36 x 24”	KCV362424.H	□□□	□□□	□□	□□□□	□□□	85.0#	1025
			24 x 42 x 42 x 24”	KCV422424.H	□□□	□□□	□□	□□□□	□□□	105.0#	1219
			30 x 42 x 42 x 30”	KCV423030.H	□□□	□□□	□□	□□□□	□□□	105.0#	1219
			24 x 48 x 48 x 24”	KCV482424.H	□□□	□□□	□□	□□□□	□□□	125.0#	1374
			30 x 48 x 48 x 30”	KCV483030.H	□□□	□□□	□□	□□□□	□□□	125.0#	1374
				Ⓐ	Ⓑ	Ⓒ	Ⓓ	Ⓔ	Ⓕ		

HOW TO ORDER

Indicate the following information on order form
1. Quantity of each item.
2. Model number, including options. See “How Build a Model Number”.
3. Any special service required.

Note: • The □ indicates that a choice is required
• The absence of the □ indicates that no choice is required.
• Alpha-numeric characters in place of □ indicate that no other alternatives are available.

HOW TO BUILD A MODEL NUMBER

Ⓐ Select basic model.

Ⓑ Select horizontal surface finish.
Refer to the **Product Color Options** page in this pri list.

Ⓒ Select vertical surface finish.
Refer to the **Product Color Options** page in this pri list.

Ⓓ Select corner leg finish
Refer to the **Product Color Options** page in this pri list.

Ⓔ Select back panel height.

FULL	- Full height (standard)
2Q	- 1/2 height back panel
2QL	- 1/2 height back panel,left
2QR	- 1/2 height back panel,right
3Q	- 3/4 height back panel
3QL	- 3/4 height back panel,left
3QR	- 3/4 height back panel,right

Ⓕ Select grommets.

NGR	- No grommet
G	- Grommet

Grommets are factory installed.

SPECIAL SERVICES

Special Carton Marking

With specially marked information	N/C

Shipping

Ships **knocked down, FOB KI-Aristotle Brampton, ON L6T 5T6, freight prepaid.** Freight class 85.

Specifications and prices are subject to change without prior notice.

Aristotle® Classic Shells
Desk Shells-20”

Aristotle® Classic Shells
Desk Shells-20”

	MODEL	W x D x H	MODEL NUMBER Basic Model	Horizontal Surface Finish	Vertical Surface Finish	Back Panel Height	Grommets	Approx. Packaged Weight	Delivered Pricing
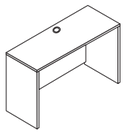 ARSPD	**Desk Shells-20” Option A-Two Full End Panels (interchangeable)** • Back panel features horizontal grain pattern • Recessed center support panel included with desk shells 78” or wider • Optional desk shelf, specified separately • Optional 1/2 and 3/4 height back panels options listed below • One optional grommet center rear	24 x 20 x 29”	KDA2420.H	□□□	□□□	□□□□	□□□	63.0#	$ 717
		30 x 20 x 29”	KDA3020.H	□□□	□□□	□□□□	□□□	68.0#	737
		36 x 20 x 29”	KDA3620.H	□□□	□□□	□□□□	□□□	72.0#	750
		42 x 20 x 29”	KDA4220.H	□□□	□□□	□□□□	□□□	77.0#	788
		48 x 20 x 29”	KDA4820.H	□□□	□□□	□□□□	□□□	86.0#	818
		54 x 20 x 29”	KDA5420.H	□□□	□□□	□□□□	□□□	91.0#	838
		60 x 20 x 29”	KDA6020.H	□□□	□□□	□□□□	□□□	100.0#	857
		66 x 20 x 29”	KDA6620.H	□□□	□□□	□□□□	□□□	105.0#	904
		72 x 20 x 29”	KDA7220.H	□□□	□□□	□□□□	□□□	109.0#	962
		78 x 20 x 29”	KDA7820.H	□□□	□□□	□□□□	□□□	114.0#	1067
		84 x 20 x 29”	KDA8420.H	□□□	□□□	□□□□	□□□	118.0#	1157
		96 x 20 x 29”	KDA9620.H	□□□	□□□	□□□□	□□□	122.0#	1356
 ARSPD	**Desk Shells-20” Option B-One Recessed and One Full End Panel (interchangeable)** • Back panel features horizontal grain pattern • Recessed center support panel included with desk shells 78” or wider • Optional desk shelf, specified separately • Optional 1/2 and 3/4 height back panels options listed below • One optional grommet center rear	24 x 20 x 29”	KDB2420.H	□□□	□□□	□□□□	□□□	58.0#	$ 717
		36 x 20 x 29”	KDB3620.H	□□□	□□□	□□□□	□□□	67.0#	750
		30 x 20 x 29”	KDB3020.H	□□□	□□□	□□□□	□□□	63.0#	737
		42 x 20 x 29”	KDB4220.H	□□□	□□□	□□□□	□□□	72.0#	788
		48 x 20 x 29”	KDB4820.H	□□□	□□□	□□□□	□□□	81.0#	818
		54 x 20 x 29”	KDB5420.H	□□□	□□□	□□□□	□□□	86.0#	838
		60 x 20 x 29”	KDB6020.H	□□□	□□□	□□□□	□□□	95.0#	857
		66 x 20 x 29”	KDB6620.H	□□□	□□□	□□□□	□□□	100.0#	904
		72 x 20 x 29”	KDB7220.H	□□□	□□□	□□□□	□□□	104.0#	962
		78 x 20 x 29”	KDB7820.H	□□□	□□□	□□□□	□□□	109.0#	1067
		84 x 20 x 29”	KDB8420.H	□□□	□□□	□□□□	□□□	113.0#	1157
		96 x 20 x 29”	KDB9620.H	□□□	□□□	□□□□	□□□	117.0#	1356
 ARSPD	**Desk Shells-20” Option C-Two Recessed End Panels (interchangeable)** • Back panel features horizontal grain pattern • Recessed center support panel included with desk shells 78” or wider • Optional desk shelf, specified separately • Optional 1/2 and 3/4 height back panels options listed below • One optional grommet center rear	24 x 20 x 29”	KDC2420.H	□□□	□□□	□□□□	□□□	58.0#	$ 717
		30 x 20 x 29”	KDC3020.H	□□□	□□□	□□□□	□□□	63.0#	737
		36 x 20 x 29”	KDC3620.H	□□□	□□□	□□□□	□□□	67.0#	750
		42 x 20 x 29”	KDC4220.H	□□□	□□□	□□□□	□□□	72.0#	788
		48 x 20 x 29”	KDC4820.H	□□□	□□□	□□□□	□□□	81.0#	818
		54 x 20 x 29”	KDC5420.H	□□□	□□□	□□□□	□□□	86.0#	838
		60 x 20 x 29”	KDC6020.H	□□□	□□□	□□□□	□□□	95.0#	857
		66 x 20 x 29”	KDC6620.H	□□□	□□□	□□□□	□□□	100.0#	904
		72 x 20 x 29”	KDC7220.H	□□□	□□□	□□□□	□□□	104.0#	962
		78 x 20 x 29”	KDC7820.H	□□□	□□□	□□□□	□□□	109.0#	1067
		84 x 20 x 29”	KDC8420.H	□□□	□□□	□□□□	□□□	113.0#	1157
		96 x 20 x 29”	KDC9620.H	□□□	□□□	□□□□	□□□	117.0#	1356
				Ⓐ	Ⓑ	Ⓒ	Ⓓ	Ⓔ	

HOW TO ORDER

Indicate the following information on order form:
1. Quantity of each item.
2. Model number, including options. See “How To Build a Model Number”.
3. Any special service required.

Note: • The □ indicates that a choice is required.
• The absence of the □ indicates that no choice is required.
• Alpha-numeric characters in place of □ indicate that no other alternatives are available.

HOW TO BUILD A MODEL NUMBER

Ⓐ Select basic model.

Ⓑ Select horizontal surface finish.
Refer to the **Product Color Options** page in this price list.

Ⓒ Select vertical surface finish.
Refer to the **Product Color Options** page in this price list.

Ⓓ Select back panel height.

FULL	- Full height (standard)
2Q	- 1/2 height back panel
3Q	- 3/4 height back panel

Ⓔ Select grommet.

NGR	- No grommet
G	- Grommet

Grommets are factory installed.

SPECIAL SERVICES

Special Carton Marking

With specially marked information N/C

Shipping

Ships **knocked down, FOB KI-Aristotle Brampton, ON L6T 5T6, freight prepaid.** Freight class 85.

Specifications and prices are subject to change without prior notice.

Aristotle® Classic Shells
Desk Shells-24”

Aristotle® Classic Shells
Desk Shells-24”

	MODEL	W x D x H	MODEL NUMBER: Basic Model	Horizontal Surface Finish	Vertical Surface Finish	Back Panel Height	Grommets	Approx. Packaged Weight	Delivered Pricing
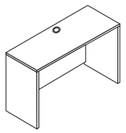 ARSPD	**Desk Shells-24” Option A-Two Full End Panels (interchangeable)** • Back panel features horizontal grain pattern • Recessed center support panel included with desk shells 78” or wider • Optional desk shelf, specified separately • Optional 1/2 and 3/4 height back panels options listed below • One optional grommet center rear	24 x 24 x 29”	KDA2424.H	□□□	□□□	□□□□	□□□	70.0#	$ 737
		30 x 24 x 29”	KDA3024.H	□□□	□□□	□□□□	□□□	75.0#	763
		36 x 24 x 29”	KDA3624.H	□□□	□□□	□□□□	□□□	80.0#	793
		48 x 24 x 29”	KDA4824.H	□□□	□□□	□□□□	□□□	95.0#	849
		54 x 24 x 29”	KDA5424.H	□□□	□□□	□□□□	□□□	100.0#	883
		60 x 24 x 29”	KDA6024.H	□□□	□□□	□□□□	□□□	110.0#	904
		66 x 24 x 29”	KDA6624.H	□□□	□□□	□□□□	□□□	115.0#	950
		72 x 24 x 29”	KDA7224.H	□□□	□□□	□□□□	□□□	120.0#	1005
		42 x 24 x 29”	KDA4224.H	□□□	□□□	□□□□	□□□	85.0#	818
		78 x 24 x 29”	KDA7824.H	□□□	□□□	□□□□	□□□	125.0#	1129
		84 x 24 x 29”	KDA8424.H	□□□	□□□	□□□□	□□□	130.0#	1219
		96 x 24 x 29”	KDA9624.H	□□□	□□□	□□□□	□□□	135.0#	1415
 ARSPD	**Desk Shells-24” Option B-One Recessed and One Full End Panel (interchangeable)** • Back panel features horizontal grain pattern • Recessed center support panel included with desk shells 78” or wider • Optional desk shelf, specified separately • Optional 1/2 and 3/4 height back panels options listed below • One optional grommet center rear	24 x 24 x 29”	KDB2424.H	□□□	□□□	□□□□	□□□	65.0#	$ 737
		30 x 24 x 29”	KDB3024.H	□□□	□□□	□□□□	□□□	70.0#	763
		36 x 24 x 29”	KDB3624.H	□□□	□□□	□□□□	□□□	75.0#	793
		42 x 24 x 29”	KDB4224.H	□□□	□□□	□□□□	□□□	80.0#	818
		48 x 24 x 29”	KDB4824.H	□□□	□□□	□□□□	□□□	90.0#	849
		54 x 24 x 29”	KDB5424.H	□□□	□□□	□□□□	□□□	95.0#	883
		60 x 24 x 29”	KDB6024.H	□□□	□□□	□□□□	□□□	105.0#	904
		66 x 24 x 29”	KDB6624.H	□□□	□□□	□□□□	□□□	110.0#	950
		72 x 24 x 29”	KDB7224.H	□□□	□□□	□□□□	□□□	115.0#	1005
		78 x 24 x 29”	KDB7824.H	□□□	□□□	□□□□	□□□	120.0#	1129
		84 x 24 x 29”	KDB8424.H	□□□	□□□	□□□□	□□□	125.0#	1219
		96 x 24 x 29”	KDB9624.H	□□□	□□□	□□□□	□□□	130.0#	1415
 ARSPD	**Desk Shells-24” Option C-Two Recessed End Panels (interchangeable)** • Back panel features horizontal grain pattern • Recessed center support panel included with desk shells 78” or wider • Optional desk shelf, specified separately • Optional 1/2 and 3/4 height back panels options listed below • One optional grommet center rear	24 x 24 x 29”	KDC2424.H	□□□	□□□	□□□□	□□□	65.0#	$ 737
		30 x 24 x 29”	KDC3024.H	□□□	□□□	□□□□	□□□	70.0#	763
		36 x 24 x 29”	KDC3624.H	□□□	□□□	□□□□	□□□	75.0#	793
		42 x 24 x 29”	KDC4224.H	□□□	□□□	□□□□	□□□	80.0#	818
		48 x 24 x 29”	KDC4824.H	□□□	□□□	□□□□	□□□	90.0#	849
		54 x 24 x 29”	KDC5424.H	□□□	□□□	□□□□	□□□	95.0#	883
		60 x 24 x 29”	KDC6024.H	□□□	□□□	□□□□	□□□	105.0#	904
		66 x 24 x 29”	KDC6624.H	□□□	□□□	□□□□	□□□	110.0#	950
		72 x 24 x 29”	KDC7224.H	□□□	□□□	□□□□	□□□	115.0#	1005
		78 x 24 x 29”	KDC7824.H	□□□	□□□	□□□□	□□□	120.0#	1129
		84 x 24 x 29”	KDC8424.H	□□□	□□□	□□□□	□□□	125.0#	1219
		96 x 24 x 29”	KDC9624.H	□□□	□□□	□□□□	□□□	130.0#	1415
				Ⓐ	Ⓑ	Ⓒ	Ⓓ	Ⓔ	

HOW TO ORDER

Indicate the following information on order form:
1. Quantity of each item.
2. Model number, including options. See “How To Build a Model Number”.
3. Any special service required.

Note: • The □ indicates that a choice is required.
• The absence of the □ indicates that no choice is required.
• Alpha-numeric characters in place of □ indicate that no other alternatives are available.

HOW TO BUILD A MODEL NUMBER

Ⓐ Select basic model.

Ⓑ Select horizontal surface finish.
Refer to the **Product Color Options** page in this price list.

Ⓒ Select vertical surface finish.
Refer to the **Product Color Options** page in this price list.

Ⓓ Select back panel height.

FULL	- Full height (standard)
2Q	- 1/2 height back panel
3Q	- 3/4 height back panel

Ⓔ Select grommet.

NGR	- No grommet
G	- Grommet

Grommets are factory installed.

SPECIAL SERVICES

Special Carton Marking

With specially marked information	N/C

Shipping

Ships **knocked down, FOB KI-Aristotle Brampton, ON L6T 5T6, freight prepaid.** Freight class 85.

Specifications and prices are subject to change without prior notice.

Aristotle® Classic Shells
Desk Shells-30"

Aristotle® Classic Shells
Desk Shells-30"

	MODEL	W x D x H	MODEL NUMBER Basic Model	Horizontal Surface Finish	Vertical Surface Finish	Back Panel Height	Grommets	Approx. Packaged Weight	Delivered Pricing
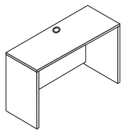 ARSPD	**Desk Shells-30" Option A-Two Full End Panels (interchangeable)** • Back panel features horizontal grain pattern • Recessed center support panel included with desk shells 78" or wider • Optional desk shelf, specified separately • Optional 1/2 and 3/4 height back panels options listed below • One optional grommet center rear	24 x 30 x 29"	KDA2430.H	□□□	□□□	□□□□	□□□	80.0#	$ 779
		30 x 30 x 29"	KDA3030.H	□□□	□□□	□□□□	□□□	87.0#	812
		36 x 30 x 29"	KDA3630.H	□□□	□□□	□□□□	□□□	95.0#	842
		42 x 30 x 29"	KDA4230.H	□□□	□□□	□□□□	□□□	102.0#	896
		48 x 30 x 29"	KDA4830.H	□□□	□□□	□□□□	□□□	110.0#	926
		54 x 30 x 29"	KDA5430.H	□□□	□□□	□□□□	□□□	117.0#	962
		60 x 30 x 29"	KDA6030.H	□□□	□□□	□□□□	□□□	125.0#	950
		66 x 30 x 29"	KDA6630.H	□□□	□□□	□□□□	□□□	132.0#	1056
		72 x 30 x 29"	KDA7230.H	□□□	□□□	□□□□	□□□	140.0#	1111
		78 x 30 x 29"	KDA7830.H	□□□	□□□	□□□□	□□□	150.0#	1235
		84 x 30 x 29"	KDA8430.H	□□□	□□□	□□□□	□□□	157.0#	1357
		96 x 30 x 29"	KDA9630.H	□□□	□□□	□□□□	□□□	164.0#	1553
 ARSPD	**Desk Shells-30" Option B-One Recessed/ One Full End Panel (interchangeable)** • Back panel features horizontal grain pattern • Recessed center support panel included with desk shells 78" or wider • Optional desk shelf, specified separately • Optional 1/2 and 3/4 height back panels options listed below • One optional grommet center rear	24 x 30 x 29"	KDB2430.H	□□□	□□□	□□□□	□□□	75.0#	$ 779
		30 x 30 x 29"	KDB3030.H	□□□	□□□	□□□□	□□□	82.0#	812
		36 x 30 x 29"	KDB3630.H	□□□	□□□	□□□□	□□□	90.0#	842
		42 x 30 x 29"	KDB4230.H	□□□	□□□	□□□□	□□□	97.0#	896
		48 x 30 x 29"	KDB4830.H	□□□	□□□	□□□□	□□□	105.0#	926
		54 x 30 x 29"	KDB5430.H	□□□	□□□	□□□□	□□□	112.0#	962
		60 x 30 x 29"	KDB6030.H	□□□	□□□	□□□□	□□□	120.0#	950
		66 x 30 x 29"	KDB6630.H	□□□	□□□	□□□□	□□□	127.0#	1056
		72 x 30 x 29"	KDB7230.H	□□□	□□□	□□□□	□□□	135.0#	1111
		78 x 30 x 29"	KDB7830.H	□□□	□□□	□□□□	□□□	145.0#	1235
		84 x 30 x 29"	KDB8430.H	□□□	□□□	□□□□	□□□	152.0#	1357
		96 x 30 x 29"	KDB9630.H	□□□	□□□	□□□□	□□□	159.0#	1553
 ARSPD	**Desk Shells-30" Option C-Two Recessed End Panels (interchangeable)** • Back panel features horizontal grain pattern • Recessed center support panel included with desk shells 78" or wider • Optional desk shelf, specified separately • Optional 1/2 and 3/4 height back panels options listed below • One optional grommet center rear	24 x 30 x 29"	KDC2430.H	□□□	□□□	□□□□	□□□	75.0#	$ 779
		30 x 30 x 29"	KDC3030.H	□□□	□□□	□□□□	□□□	82.0#	812
		36 x 30 x 29"	KDC3630.H	□□□	□□□	□□□□	□□□	90.0#	842
		42 x 30 x 29"	KDC4230.H	□□□	□□□	□□□□	□□□	97.0#	896
		48 x 30 x 29"	KDC4830.H	□□□	□□□	□□□□	□□□	105.0#	926
		54 x 30 x 29"	KDC5430.H	□□□	□□□	□□□□	□□□	112.0#	962
		60 x 30 x 29"	KDC6030.H	□□□	□□□	□□□□	□□□	120.0#	950
		66 x 30 x 29"	KDC6630.H	□□□	□□□	□□□□	□□□	127.0#	1056
		72 x 30 x 29"	KDC7230.H	□□□	□□□	□□□□	□□□	135.0#	1111
		78 x 30 x 29"	KDC7830.H	□□□	□□□	□□□□	□□□	145.0#	1235
		84 x 30 x 29"	KDC8430.H	□□□	□□□	□□□□	□□□	152.0#	1357
		96 x 30" x 29"	KDC9630.H	□□□	□□□	□□□□	□□□	159.0#	1553
				Ⓐ	Ⓑ	Ⓒ	Ⓓ	Ⓔ	

HOW TO ORDER

Indicate the following information on order form:
1. Quantity of each item.
2. Model number, including options. See "How To Build a Model Number".
3. Any special service required.

Note: • The □ indicates that a choice is required.
• The absence of the □ indicates that no choice is required.
• Alpha-numeric characters in place of □ indicate that no other alternatives are available.

HOW TO BUILD A MODEL NUMBER

Ⓐ Select basic model.

Ⓑ Select horizontal surface finish.
Refer to the **Product Color Options** page in this price list.

Ⓒ Select vertical surface finish.
Refer to the **Product Color Options** page in this price list.

Ⓓ Select back panel height.

FULL	- Full height (standard)
2Q	- 1/2 height back panel
3Q	- 3/4 height back panel

Ⓔ Select grommet.

NGR	- No grommet
G	- Grommet

Grommets are factory installed.

SPECIAL SERVICES

Special Carton Marking

With specially marked information N/C

Shipping

Ships **knocked down, FOB KI-Aristotle Brampton, ON L6T 5T6, freight prepaid.** Freight class 85.

Specifications and prices are subject to change without prior notice.

Aristotle® Classic Shells
Desk Shells-Inset Back Panel

Aristotle® Classic Shells
Desk Shells-Inset Back Panel

	MODEL	W x D x H	MODEL NUMBER Basic Model	Horizontal Surface Finish	Vertical Surface Finish	Approx. Packaged Weight	Delivered Pricing
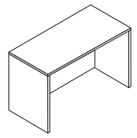 ARDSI	**Desk Shells-Inset Back Panel Option A-Two Full End Panels (interchangeable)** • Full height back panel is inset 6" on 30" deep desks and 12" on 36" deep desks • Back panel features horizontal wood grain • Recessed center support panel included with desk shells 78" or wider • Standard without grommets • Notch option enables an inline transition from a larger depth worksurface to a 6" shorter depth	24 x 30 x 29"	KDAI2430.H	□□□	□□□	80.0#	$ 779
		30 x 30 x 29"	KDAI3030.H	□□□	□□□	87.0#	812
		36 x 30 x 29"	KDAI3630.H	□□□	□□□	95.0#	842
		42 x 30 x 29"	KDAI4230.H	□□□	□□□	102.0#	896
		48 x 30 x 29"	KDAI4830.H	□□□	□□□	110.0#	926
		54 x 30 x 29"	KDAI5430.H	□□□	□□□	117.0#	962
		60 x 30 x 29"	KDAI6030.H	□□□	□□□	125.0#	950
		66 x 30 x 29"	KDAI6630.H	□□□	□□□	132.0#	1056
		72 x 30 x 29"	KDAI7230.H	□□□	□□□	140.0#	1111
		78 x 30 x 29"	KDAI7830.H	□□□	□□□	150.0#	1235
		84 x 30 x 29"	KDAI8430.H	□□□	□□□	157.0#	1357
		96 x 30 x 29"	KDAI9630.H	□□□	□□□	164.0#	1553
		60 x 36 x 29"	KDAI6036.H	□□□	□□□	135.0#	1127
		66 x 36 x 29"	KDAI6636.H	□□□	□□□	142.0#	1158
		72 x 36 x 29"	KDAI7236.H	□□□	□□□	150.0#	1192
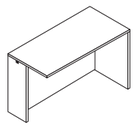 ARDSI	**Desk Shells-Inset Back Panel Option B-One Recessed and One Full End Panel (interchangeable)** • Full height back panel is inset 6" on 30" deep desks and 12" on 36" deep desks • Back panel features horizontal wood grain • Recessed center support panel included with desk shells 78" or wider • Standard without grommets • Notch option enables an inline transition from a larger depth worksurface to a 6" shorter depth	24 x 30 x 29"	KDBI2430.H	□□□	□□□	75.0#	$ 779
		30 x 30 x 29"	KDBI3030.H	□□□	□□□	82.0#	812
		36 x 30 x 29"	KDBI3630.H	□□□	□□□	90.0#	842
		42 x 30 x 29"	KDBI4230.H	□□□	□□□	97.0#	896
		48 x 30 x 29"	KDBI4830.H	□□□	□□□	105.0#	926
		54 x 30 x 29"	KDBI5430.H	□□□	□□□	112.0#	962
		60 x 30 x 29"	KDBI6030.H	□□□	□□□	120.0#	950
		66 x 30 x 29"	KDBI6630.H	□□□	□□□	127.0#	1056
		72 x 30 x 29"	KDBI7230.H	□□□	□□□	135.0#	1111
		78 x 30 x 29"	KDBI7830.H	□□□	□□□	145.0#	1235
		84 x 30 x 29"	KDBI8430.H	□□□	□□□	152.0#	1357
		96 x 30 x 29"	KDBI9630.H	□□□	□□□	159.0#	1553
		60 x 36 x 29"	KDBI6036.H	□□□	□□□	130.0#	1127
		66 x 36 x 29"	KDBI6636.H	□□□	□□□	137.0#	1158
		72 x 36 x 29"	KDBI7236.H	□□□	□□□	145.0#	1192
				Ⓐ	Ⓑ	Ⓒ	

HOW TO ORDER

Indicate the following information on order form:
1. Quantity of each item.
2. Model number, including options. See "How To Build a Model Number".
3. Any special service required.

Note: • The □ indicates that a choice is required.
• The absence of the □ indicates that no choice is required.
• Alpha-numeric characters in place of □ indicate that no other alternatives are available.

HOW TO BUILD A MODEL NUMBER

Ⓐ Select basic model.

Ⓑ Select horizontal surface finish.
Refer to the **Product Color Options** page in this price list.

Ⓒ Select vertical surface finish.
Refer to the **Product Color Options** page in this price list.

SPECIAL SERVICES

Special Carton Marking

With specially marked information N/C

Shipping

Ships **knocked down, FOB KI-Aristotle Brampton, ON L6T 5T6, freight prepaid.** Freight class 85.

Specifications and prices are subject to change without prior notice.

Aristotle® Classic Shells

Extended Corner Desk Shells - 20" - Extended Left

Aristotle® Classic Shells
Extended Corner Desk Shells - 20" - Extended Left

	MODEL	W x D x H	MODEL NUMBER: Basic Model	Horizontal Surface Finish	Vertical Surface Finish	Leg Finish	Back Panel Height	Cutaway	Grommets	Approx. Packaged Weight	Delivered Pricing
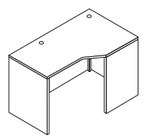	**Extended-Left Option A-Two Full End Panels (interchangeable)** • Corner post in black or silver • Back panel features horizontal grain pattern • Cutaway may be straight or curved • 20" desks do not accommodate pedestals	60 x 36 x 29"	KCDLA6020.H	□□□	□□□	□□	□□□□	□□	□□□	115.0#	$ 1256
		66 x 36 x 29"	KCDLA6620.H	□□□	□□□	□□	□□□□	□□	□□□	125.0#	1394
		72 x 36 x 29"	KCDLA7220.H	□□□	□□□	□□	□□□□	□□	□□□	135.0#	1506
ARSPD											
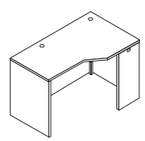	**Extended-Left Option B-One Full/One Recessed End Panel (interchangeable)** • Corner post in black or silver • Back panel features horizontal grain pattern • Cutaway may be straight or curved • 20" desks do not accommodate pedestals	60 x 36 x 29"	KCDLB6020.H	□□□	□□□	□□	□□□□	□□	□□□	115.0#	$ 1256
		66 x 36 x 29"	KCDLB6620.H	□□□	□□□	□□	□□□□	□□	□□□	125.0#	1394
		72 x 36 x 29"	KCDLB7220.H	□□□	□□□	□□	□□□□	□□	□□□	135.0#	1506
ARSPD											
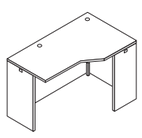	**Extended-Left Option C-Two Recessed End Panels (interchangeable)** • Corner post in black or silver • Back panel features horizontal grain pattern • Cutaway may be straight or curved • 20" desks do not accommodate pedestals	60 x 36 x 29"	KCDLC6020.H	□□□	□□□	□□	□□□□	□□	□□□	115.0#	$ 1256
		66 x 36 x 29"	KCDLC6620.H	□□□	□□□	□□	□□□□	□□	□□□	125.0#	1394
		72 x 36 x 29"	KCDLC7220.H	□□□	□□□	□□	□□□□	□□	□□□	135.0#	1506
ARSPD											

Ⓐ Ⓑ Ⓒ Ⓓ Ⓔ Ⓕ Ⓖ

HOW TO ORDER

Indicate the following information on order form:
1. Quantity of each item.
2. Model number, including options. See "How To Build a Model Number".
3. Any special service required.

Note: • The □ indicates that a choice is required.
- The absence of the □ indicates that no choice is required.
- Alpha-numeric characters in place of □ indicate that no other alternatives are available.

HOW TO BUILD A MODEL NUMBER

Ⓐ Select basic model.

Ⓑ Select horizontal surface finish.
Refer to the **Product Color Options** page in this price list.

Ⓒ Select vertical surface finish.
Refer to the **Product Color Options** page in this price list.

Ⓓ Select corner leg finish
Refer to the **Product Color Options** page in this price list.

Ⓔ Select back panel height.

FULL	- Full height (standard)
2Q	- 1/2 height back panel
2QL	- 1/2 height back panel,left
2QR	- 1/2 height back panel,right
3Q	- 3/4 height back panel
3QL	- 3/4 height back panel,left
3QR	- 3/4 height back panel,right

Ⓕ Select cutaway option.

ST	- Straight cutaway
CV	- Curved cutaway

Ⓖ Select grommet.

NGR	- No grommet
G	- Grommet

SPECIAL SERVICES

Special Carton Marking

With specially marked information	N/C

Shipping

Ships **knocked down, FOB KI-Aristotle Brampton, ON L6T 5T6, freight prepaid.** Freight class 85.

Specifications and prices are subject to change without prior notice.

Aristotle® Classic Shells

Extended Corner Desk Shells - 20" - Extended Right

Aristotle® Classic Shells
Extended Corner Desk Shells - 20" - Extended Right

	MODEL	W x D x H	MODEL NUMBER Basic Model	Horizontal Surface Finish	Vertical Surface Finish	Leg Finish	Back Panel Height	Cutaway	Grommets	Approx. Packaged Weight	Delivered Pricing
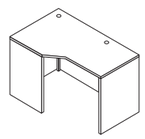	**Extended-Right Option A-Two Full End Panels (interchangeable)** • Corner post in black or silver • Back panel features horizontal grain pattern • Cutaway may be straight or curved • 20" desks do not accommodate pedestals	60 x 36 x 29"	KCDRA6020.H	□□□	□□□	□□	□□□□	□□	□□□	115.0#	$ 1256
		66 x 36 x 29"	KCDRA6620.H	□□□	□□□	□□	□□□□	□□	□□□	125.0#	1394
		72 x 36 x 29"	KCDRA7220.H	□□□	□□□	□□	□□□□	□□	□□□	135.0#	1506
ARSPD											
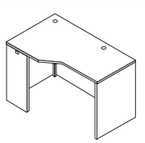	**Extended-Right Option B-One Full/One Recessed End Panel (interchangeable)** • Corner post in black or silver • Back panel features horizontal grain pattern • Cutaway may be straight or curved • 20" desks do not accommodate pedestals	60 x 36 x 29"	KCDRB6020.H	□□□	□□□	□□	□□□□	□□	□□□	115.0#	$ 1256
		66 x 36 x 29"	KCDRB6620.H	□□□	□□□	□□	□□□□	□□	□□□	125.0#	1394
		72 x 36 x 29"	KCDRB7220.H	□□□	□□□	□□	□□□□	□□	□□□	135.0#	1506
ARSPD											
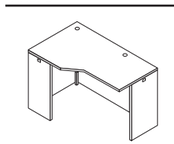	**Extended-Right Option C-Two Recessed End Panels (interchangeable)** • Corner post in black or silver • Back panel features horizontal grain pattern • Cutaway may be straight or curved • 20" desks do not accommodate pedestals	60 x 36 x 29"	KCDRC6020.H	□□□	□□□	□□	□□□□	□□	□□□	115.0#	$ 1256
		66 x 36 x 29"	KCDRC6620.H	□□□	□□□	□□	□□□□	□□	□□□	125.0#	1394
		72 x 36 x 29"	KCDRC7220.H	□□□	□□□	□□	□□□□	□□	□□□	135.0#	1506
ARSPD											

Ⓐ Ⓑ Ⓒ Ⓓ Ⓔ Ⓕ Ⓖ

HOW TO ORDER

Indicate the following information on order form:
1. Quantity of each item.
2. Model number, including options. See "How To Build a Model Number".
3. Any special service required.

Note: • The □ indicates that a choice is required.
• The absence of the □ indicates that no choice is required.
• Alpha-numeric characters in place of □ indicate that no other alternatives are available.

HOW TO BUILD A MODEL NUMBER

Ⓐ Select basic model.

Ⓑ Select horizontal surface finish.
Refer to the **Product Color Options** page in this price list.

Ⓒ Select vertical surface finish.
Refer to the **Product Color Options** page in this price list.

Ⓓ Select corner leg finish
Refer to the **Product Color Options** page in this price list.

Ⓔ Select back panel height.

FULL	- Full height (standard)
2Q	- 1/2 height back panel
2QL	- 1/2 height back panel,left
2QR	- 1/2 height back panel,right
3Q	- 3/4 height back panel
3QL	- 3/4 height back panel,left
3QR	- 3/4 height back panel,right

Ⓕ Select cutaway option.

ST	- Straight cutaway
CV	- Curved cutaway

Ⓖ Select grommet.

NGR	- No grommet
G	- Grommet

SPECIAL SERVICES

Special Carton Marking

With specially marked information N/C

Shipping

Ships **knocked down, FOB KI-Aristotle Brampton, ON L6T 5T6, freight prepaid.** Freight class 85.

Specifications and prices are subject to change without prior notice.

Aristotle® Classic Shells

Extended Corner Desk Shells - 24" - Extended Left

Aristotle® Classic Shells
Extended Corner Desk Shells - 24" - Extended Left

	MODEL	W x D x H	MODEL NUMBER: Basic Model	Horizontal Surface Finish	Vertical Surface Finish	Leg Finish	Back Panel Height	Cutaway	Grommets	Approx. Packaged Weight	Delivered Pricing
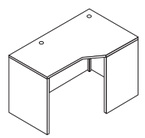	**Extended-Left Option A-Two Full End Panels (interchangeable)** • Corner post in black or silver • Back panel features horizontal grain pattern • Cutaway may be straight or curved • 20" desks do not accommodate pedestals	60 x 36 x 29"	KCDLA6024.H	□□□	□□□	□□	□□□□	□□	□□□	115.0#	$ 1272
		66 x 36 x 29"	KCDLA6624.H	□□□	□□□	□□	□□□□	□□	□□□	125.0#	1394
		72 x 36 x 29"	KCDLA7224.H	□□□	□□□	□□	□□□□	□□	□□□	135.0#	1506
ARSPD											
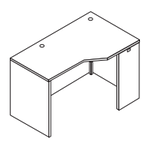	**Extended-Left, Option B - One Full/One Recessed End Panel (interchangeable)** • Corner post in black or silver • Back panel features horizontal grain pattern • Cutaway may be straight or curved • 20" desks do not accommodate pedestals	60 x 36 x 29"	KCDLB6024.H	□□□	□□□	□□	□□□□	□□	□□□	115.0#	$ 1272
		66 x 36 x 29"	KCDLB6624.H	□□□	□□□	□□	□□□□	□□	□□□	125.0#	1394
		72 x 36 x 29"	KCDLB7224.H	□□□	□□□	□□	□□□□	□□	□□□	135.0#	1506
ARSPD											
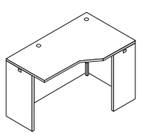	**Extended-Left Option C-Two Recessed End Panels (interchangeable)** • Corner post in black or silver • Back panel features horizontal grain pattern • Cutaway may be straight or curved • 20" desks do not accommodate pedestals	60 x 36 x 29"	KCDLC6024.H	□□□	□□□	□□	□□□□	□□	□□□	115.0#	$ 1272
		66 x 36 x 29"	KCDLC6624.H	□□□	□□□	□□	□□□□	□□	□□□	125.0#	1394
		72 x 36 x 29"	KCDLC7224.H	□□□	□□□	□□	□□□□	□□	□□□	135.0#	1506
ARSPD											

Ⓐ Ⓑ Ⓒ Ⓓ Ⓔ Ⓕ Ⓖ

HOW TO ORDER

Indicate the following information on order form:
1. Quantity of each item.
2. Model number, including options. See "How To Build a Model Number".
3. Any special service required.

Note: • The □ indicates that a choice is required.
- The absence of the □ indicates that no choice is required.
- Alpha-numeric characters in place of □ indicate that no other alternatives are available.

HOW TO BUILD A MODEL NUMBER

Ⓐ Select basic model.

Ⓑ Select horizontal surface finish.
Refer to the **Product Color Options** page in this price list.

Ⓒ Select vertical surface finish.
Refer to the **Product Color Options** page in this price list.

Ⓓ Select corner leg finish
Refer to the **Product Color Options** page in this price list.

Ⓔ Select back panel height.

FULL	- Full height (standard)
2Q	- 1/2 height back panel
2QL	- 1/2 height back panel,left
2QR	- 1/2 height back panel,right
3Q	- 3/4 height back panel
3QL	- 3/4 height back panel,left
3QR	- 3/4 height back panel,right

Ⓕ Select cutaway option.

ST	- Straight cutaway
CV	- Curved cutaway

Ⓖ Select grommet.

NGR	- No grommet
G	- Grommet

SPECIAL SERVICES

Special Carton Marking

With specially marked information	N/C

Shipping

Ships **knocked down, FOB KI-Aristotle Brampton, ON L6T 5T6, freight prepaid.** Freight class 85.

Specifications and prices are subject to change without prior notice.

Aristotle® Classic Shells

Extended Corner Desk Shells - 24" - Extended Right

Aristotle® Classic Shells
Extended Corner Desk Shells - 24" - Extended Right

	MODEL	W x D x H	MODEL NUMBER Basic Model	Horizontal Surface Finish	Vertical Surface Finish	Leg Finish	Back Panel Height	Cutaway	Grommets	Approx. Packaged Weight	Delivered Pricing
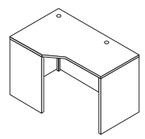	**Extended-Right Option A-Two Full End Panels (interchangeable)** • Corner post in black or silver • Back panel features horizontal grain pattern • Cutaway may be straight or curved • 20" desks do not accommodate pedestals	60 x 36 x 29"	KCDRA6024.H	□□□	□□□	□□	□□□□	□□	□□□	115.0#	$ 1272
		66 x 36 x 29"	KCDRA6624.H	□□□	□□□	□□	□□□□	□□	□□□	125.0#	1394
		72 x 36 x 29"	KCDRA7224.H	□□□	□□□	□□	□□□□	□□	□□□	135.0#	1506
ARSPD											
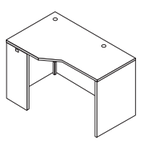	**Extended-Right Option B-One Full/One Recessed End Panel (interchangeable)** • Corner post in black or silver • Back panel features horizontal grain pattern • Cutaway may be straight or curved • 20" desks do not accommodate pedestals	60 x 36 x 29"	KCDRB6024.H	□□□	□□□	□□	□□□□	□□	□□□	115.0#	$ 1272
		66 x 36 x 29"	KCDRB6624.H	□□□	□□□	□□	□□□□	□□	□□□	125.0#	1394
		72 x 36 x 29"	KCDRB7224.H	□□□	□□□	□□	□□□□	□□	□□□	135.0#	1506
ARSPD											
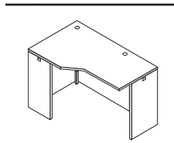	**Extended-Right Option C-Two Recessed End Panels (interchangeable)** • Corner post in black or silver • Back panel features horizontal grain pattern • Cutaway may be straight or curved • 20" desks do not accommodate pedestals	60 x 36 x 29"	KCDRC6024.H	□□□	□□□	□□	□□□□	□□	□□□	115.0#	$ 1272
		66 x 36 x 29"	KCDRC6624.H	□□□	□□□	□□	□□□□	□□	□□□	125.0#	1394
		72 x 36 x 29"	KCDRC7224.H	□□□	□□□	□□	□□□□	□□	□□□	135.0#	1506
ARSPD											

Ⓐ Ⓑ Ⓒ Ⓓ Ⓔ Ⓕ Ⓖ

HOW TO ORDER

Indicate the following information on order form:
1. Quantity of each item.
2. Model number, including options. See "How To Build a Model Number".
3. Any special service required.

Note: • The □ indicates that a choice is required.
• The absence of the □ indicates that no choice is required.
• Alpha-numeric characters in place of □ indicate that no other alternatives are available.

HOW TO BUILD A MODEL NUMBER

Ⓐ Select basic model.

Ⓑ Select horizontal surface finish.
Refer to the **Product Color Options** page in this price list.

Ⓒ Select vertical surface finish.
Refer to the **Product Color Options** page in this price list.

Ⓓ Select corner leg finish
Refer to the **Product Color Options** page in this price list.

Ⓔ Select back panel height.

FULL	- Full height (standard)
2Q	- 1/2 height back panel
2QL	- 1/2 height back panel,left
2QR	- 1/2 height back panel,right
3Q	- 3/4 height back panel
3QL	- 3/4 height back panel,left
3QR	- 3/4 height back panel,right

Ⓕ Select cutaway option.

ST	- Straight cutaway
CV	- Curved cutaway

Ⓖ Select grommet.

NGR	- No grommet
G	- Grommet

SPECIAL SERVICES

Special Carton Marking

With specially marked information N/C

Shipping

Ships **knocked down, FOB KI-Aristotle Brampton, ON L6T 5T6, freight prepaid.** Freight class 85.

Specifications and prices are subject to change without prior notice.

Aristotle® Classic Shells

Extended Corner Desk Shells - 30" - Extended Left

Aristotle® Classic Shells
Extended Corner Desk Shells - 30" - Extended Left

	MODEL	W x D x H	MODEL NUMBER Basic Model	Horizontal Surface Finish Ⓑ	Vertical Surface Finish Ⓒ	Leg Finish Ⓓ	Back Panel Height Ⓔ	Cutaway Ⓕ	Grommets Ⓖ	Approx. Packaged Weight	Delivered Pricing
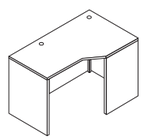	**Extended-Left Option A-Two Full End Panels (interchangeable)** • Corner post in black or silver • Back panel features horizontal grain pattern • Cutaway may be straight or curved • 20" desks do not accommodate pedestals	60 x 36 x 29"	KCDLA6030.H	□□□	□□□	□□	□□□□	□□	□□□	115.0#	$ 1284
		66 x 36 x 29"	KCDLA6630.H	□□□	□□□	□□	□□□□	□□	□□□	125.0#	1394
		72 x 36 x 29"	KCDLA7230.H	□□□	□□□	□□	□□□□	□□	□□□	135.0#	1506
ARSPD											
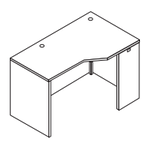	**Extended-Left, Option B-One Full/One Recessed End Panel (interchangeable)** • Corner post in black or silver • Back panel features horizontal grain pattern • Cutaway may be straight or curved • 20" desks do not accommodate pedestals	60 x 36 x 29"	KCDLB6030.H	□□□	□□□	□□	□□□□	□□	□□□	115.0#	$ 1284
		66 x 36 x 29"	KCDLB6630.H	□□□	□□□	□□	□□□□	□□	□□□	125.0#	1394
		72 x 36 x 29"	KCDLB7230.H	□□□	□□□	□□	□□□□	□□	□□□	135.0#	1506
ARSPD											
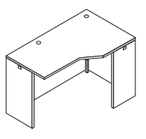	**Extended-Left Option C-Two Recessed End Panels (interchangeable)** • Corner post in black or silver • Back panel features horizontal grain pattern • Cutaway may be straight or curved • 20" desks do not accommodate pedestals	60 x 36 x 29"	KCDLC6030.H	□□□	□□□	□□	□□□□	□□	□□□	115.0#	$ 1284
		66 x 36 x 29"	KCDLC6630.H	□□□	□□□	□□	□□□□	□□	□□□	125.0#	1394
		72 x 36 x 29"	KCDLC7230.H	□□□	□□□	□□	□□□□	□□	□□□	135.0#	1506
ARSPD											

Ⓐ Ⓑ Ⓒ Ⓓ Ⓔ Ⓕ Ⓖ

HOW TO ORDER

Indicate the following information on order form:
1. Quantity of each item.
2. Model number, including options. See "How To Build a Model Number".
3. Any special service required.

Note: • The □ indicates that a choice is required.
- The absence of the □ indicates that no choice is required.
- Alpha-numeric characters in place of □ indicate that no other alternatives are available.

HOW TO BUILD A MODEL NUMBER

Ⓐ Select basic model.

Ⓑ Select horizontal surface finish.
Refer to the **Product Color Options** page in this price list.

Ⓒ Select vertical surface finish.
Refer to the **Product Color Options** page in this price list.

Ⓓ Select corner leg finish
Refer to the **Product Color Options** page in this price list.

Ⓔ Select back panel height.

FULL	- Full height (standard)
2Q	- 1/2 height back panel
2QL	- 1/2 height back panel,left
2QR	- 1/2 height back panel,right
3Q	- 3/4 height back panel
3QL	- 3/4 height back panel,left
3QR	- 3/4 height back panel,right

Ⓕ Select cutaway option.

ST	- Straight cutaway
CV	- Curved cutaway

Ⓖ Select grommet.

NGR	- No grommet
G	- Grommet

SPECIAL SERVICES

Special Carton Marking

With specially marked information	N/C

Shipping

Ships **knocked down, FOB KI-Aristotle Brampton, ON L6T 5T6, freight prepaid.** Freight class 85.

Specifications and prices are subject to change without prior notice.

Aristotle® Classic Shells

Extended Corner Desk Shells - 30" - Extended Right

Aristotle® Classic Shells
Extended Corner Desk Shells - 30" - Extended Right

	MODEL	W x D x H	MODEL NUMBER Basic Model	Horizontal Surface Finish	Vertical Surface Finish	Leg Finish	Back Panel Height	Cutaway	Grommets	Approx. Packaged Weight	Delivered Pricing
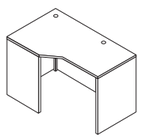	**Extended-Right Option A-Two Full End Panels (interchangeable)** • Corner post in black or silver • Back panel features horizontal grain pattern • Cutaway may be straight or curved • 20" desks do not accommodate pedestals	60 x 36 x 29"	KCDRA6030.H	□□□	□□□	□□	□□□□	□□	□□□	115.0#	$ 1284
		66 x 36 x 29"	KCDRA6630.H	□□□	□□□	□□	□□□□	□□	□□□	125.0#	1394
		72 x 36 x 29"	KCDRA7230.H	□□□	□□□	□□	□□□□	□□	□□□	135.0#	1506
ARSPD											
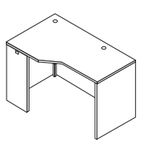	**Extended-Right Option B-One Full/One Recessed End Panel (interchangeable)** • Corner post in black or silver • Back panel features horizontal grain pattern • Cutaway may be straight or curved • 20" desks do not accommodate pedestals	60 x 36 x 29"	KCDRB6030.H	□□□	□□□	□□	□□□□	□□	□□□	115.0#	$ 1284
		66 x 36 x 29"	KCDRB6630.H	□□□	□□□	□□	□□□□	□□	□□□	125.0#	1394
		72 x 36 x 29"	KCDRB7230.H	□□□	□□□	□□	□□□□	□□	□□□	135.0#	1506
ARSPD											
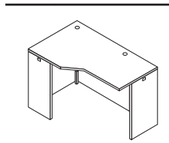	**Extended-Right Option C-Two Recessed End Panels (interchangeable)** • Corner post in black or silver • Back panel features horizontal grain pattern • Cutaway may be straight or curved • 20" desks do not accommodate pedestals	60 x 36 x 29"	KCDRC6030.H	□□□	□□□	□□	□□□□	□□	□□□	115.0#	$ 1284
		66 x 36 x 29"	KCDRC6630.H	□□□	□□□	□□	□□□□	□□	□□□	125.0#	1394
		72 x 36 x 29"	KCDRC7230.H	□□□	□□□	□□	□□□□	□□	□□□	135.0#	1506
ARSPD											

Ⓐ Ⓑ Ⓒ Ⓓ Ⓔ Ⓕ Ⓖ

HOW TO ORDER

Indicate the following information on order form:
1. Quantity of each item.
2. Model number, including options. See "How To Build a Model Number".
3. Any special service required.

Note: • The □ indicates that a choice is required.
• The absence of the □ indicates that no choice is required.
• Alpha-numeric characters in place of □ indicate that no other alternatives are available.

HOW TO BUILD A MODEL NUMBER

Ⓐ Select basic model.

Ⓑ Select horizontal surface finish.
Refer to the **Product Color Options** page in this price list.

Ⓒ Select vertical surface finish.
Refer to the **Product Color Options** page in this price list.

Ⓓ Select corner leg finish
Refer to the **Product Color Options** page in this price list.

Ⓔ Select back panel height.

FULL	- Full height (standard)
2Q	- 1/2 height back panel
2QL	- 1/2 height back panel,left
2QR	- 1/2 height back panel,right
3Q	- 3/4 height back panel
3QL	- 3/4 height back panel,left
3QR	- 3/4 height back panel,right

Ⓕ Select cutaway option.

ST	- Straight cutaway
CV	- Curved cutaway

Ⓖ Select grommet.

NGR	- No grommet
G	- Grommet

SPECIAL SERVICES

Special Carton Marking

With specially marked information N/C

Shipping

Ships **knocked down, FOB KI-Aristotle Brampton, ON L6T 5T6, freight prepaid.** Freight class 85.

Specifications and prices are subject to change without prior notice.

Aristotle® Classic D-Tops
Suspended

Aristotle® Classic D-Tops
Suspended

	MODEL	W x D x H	MODEL NUMBER Basic Model	Horizontal Surface Finish	Vertical Surface Finish	Post Leg Finish	Modesty Panel	Approx. Packaged Weight	Delivered Pricing
 ARDPT	**Suspended D-Top** • 6" diameter post leg in black or silver • No grommet option • Suspended D-tops must be attached to adjacent furniture for proper stability	36 x 24 x 29"	KDS3624.H	□□□		□□		60.0#	$ 739
		42 x 24 x 29"	KDS4224.H	□□□		□□		65.0#	754
		48 x 24 x 29"	KDS4824.H	□□□		□□		70.0#	771
		54 x 24 x 29"	KDS5424.H	□□□		□□		75.0#	784
		60 x 24 x 29"	KDS6024.H	□□□		□□		80.0#	792
		66 x 24 x 29"	KDS6624.H	□□□		□□		85.0#	818
		48 x 30 x 29"	KDS4830.H	□□□		□□		80.0#	789
		54 x 30 x 29"	KDS5430.H	□□□		□□		85.0#	812
		60 x 30 x 29"	KDS6030.H	□□□		□□		90.0#	842
		66 x 30 x 29"	KDS6630.H	□□□		□□		93.0#	876
		72 x 30 x 29"	KDS7230.H	□□□		□□		95.0#	943
		66 x 36 x 29"	KDS6636.H	□□□		□□		95.0#	967
		72 x 36 x 29"	KDS7236.H	□□□		□□		100.0#	979
 ARDPT	**Suspended D-Top with Centered Modesty Panel** • Includes half end panel, attached on site for placement on approach or user side • 6" diameter post leg in black or silver • No grommet option • Suspended D-tops must be attached to adjacent furniture for proper stability	36 x 24 x 29"	KDSM3624.H	□□□	□□□	□□	□□□	75.0#	$ 796
		42 x 24 x 29"	KDSM4224.H	□□□	□□□	□□	□□□	80.0#	816
		48 x 24 x 29"	KDSM4824.H	□□□	□□□	□□	□□□	85.0#	831
		54 x 24 x 29"	KDSM5424.H	□□□	□□□	□□	□□□	90.0#	844
		60 x 24 x 29"	KDSM6024.H	□□□	□□□	□□	□□□	95.0#	855
		66 x 24 x 29"	KDSM6624.H	□□□	□□□	□□	□□□	100.0#	881
		48 x 30 x 29"	KDSM4830.H	□□□	□□□	□□	□□□	95.0#	851
		54 x 30 x 29"	KDSM5430.H	□□□	□□□	□□	□□□	100.0#	869
		60 x 30 x 29"	KDSM6030.H	□□□	□□□	□□	□□□	105.0#	903
		66 x 30 x 29"	KDSM6630.H	□□□	□□□	□□	□□□	108.0#	933
		72 x 30 x 29"	KDSM7230.H	□□□	□□□	□□	□□□	110.0#	1006
		66 x 36 x 29"	KDSM6636.H	□□□	□□□	□□	□□□	110.0#	1030
		72 x 36 x 29"	KDSM7236.H	□□□	□□□	□□	□□□	115.0#	1041

Ⓐ Ⓑ Ⓒ Ⓓ Ⓔ

HOW TO ORDER

Indicate the following information on order form:
1. Quantity of each item.
2. Model number, including options. See "How To Build a Model Number".
3. Any special service required.

Note: • The □ indicates that a choice is required.
• The absence of the □ indicates that no choice is required.
• Alpha-numeric characters in place of □ indicate that no other alternatives are available.

HOW TO BUILD A MODEL NUMBER

Ⓐ Select basic model.

Ⓑ Select horizontal surface finish.
Refer to the **Product Color Options** page in this price list.

Ⓒ Select vertical surface finish.
Refer to the **Product Color Options** page in this price list.

Ⓓ Select post leg finish.
Refer to the **Product Color Options** page in this price list.

Ⓔ Select modesty panel.

PMP	- 14" partial back panel (Standard)
FMP	- Full height modesty panel; add $90

SPECIAL SERVICES

Special Carton Marking

With specially marked information	N/C

Shipping

Ships **knocked down, FOB KI-Aristotle Brampton, ON L6T 5T6, freight prepaid.** Freight class 85.

Specifications and prices are subject to change without prior notice.

Aristotle® Classic D-Tops
With End Panel

Aristotle® Classic D-Tops
With End Panel

	MODEL	W x D x H	MODEL NUMBER: Basic Model	Horizontal Surface Finish	Vertical Surface Finish	Post Leg Finish	Modesty Panel	Approx. Packaged Weight	Delivered Pricing
 ARDPT	**D-Top with End Panel** • Features side panel for additional support • 6" diameter post leg in black or silver • Center grommet opposite post leg • D-Tops must be attached to adjacent furniture for proper stability • Attachment method is worksurface to worksurface, and cannot be obstructed by an end panel	48 x 24 x 29"	KDF4824.H	□□□	□□□	□□		85.0#	$ 904
		54 x 24 x 29"	KDF5424.H	□□□	□□□	□□		95.0#	923
		60 x 24 x 29"	KDF6024.H	□□□	□□□	□□		105.0#	936
		66 x 24 x 29"	KDF6624.H	□□□	□□□	□□		115.0#	954
		48 x 30 x 29"	KDF4830.H	□□□	□□□	□□		110.0#	992
		54 x 30 x 29"	KDF5430.H	□□□	□□□	□□		115.0#	1017
		60 x 30 x 29"	KDF6030.H	□□□	□□□	□□		120.0#	988
		66 x 30 x 29"	KDF6630.H	□□□	□□□	□□		125.0#	1072
		72 x 30 x 29"	KDF7230.H	□□□	□□□	□□		130.0#	1145
		66 x 36 x 29"	KDF6636.H	□□□	□□□	□□		130.0#	1182
		72 x 36 x 29"	KDF7236.H	□□□	□□□	□□		135.0#	1194
 ARDPT	**D-Top with End Panel and Offset Modesty Panel** • Features side panel for additional support • 6" diameter post leg in black or silver • Center grommet opposite post leg • D-Tops must be attached to adjacent furniture for proper stability • Attachment method is worksurface to worksurface, and cannot be obstructed by an end panel • Modesty panel is reversible	60 x 30 x 29"	KDM6030.H	□□□	□□□	□□	□□□	125.0#	$ 1115
		66 x 30 x 29"	KDM6630.H	□□□	□□□	□□	□□□	130.0#	1145
		72 x 30 x 29"	KDM7230.H	□□□	□□□	□□	□□□	135.0#	1171
		72 x 36 x 29"	KDM7236.H	□□□	□□□	□□	□□□	135.0#	1055
 ARDPT	**D-Top with End Panel and Centered Modesty Panel** • Features side panel for additional support • 6" diameter post leg in black or silver • Center grommet opposite post leg • D-Tops must be attached to adjacent furniture for proper stability • Attachment method is worksurface to worksurface, and cannot be obstructed by an end panel	48 x 24 x 29"	KDCM4824.H	□□□	□□□	□□	□□□	85.0#	$ 965
		54 x 24 x 29"	KDCM5424.H	□□□	□□□	□□	□□□	95.0#	991
		60 x 24 x 29"	KDCM6024.H	□□□	□□□	□□	□□□	105.0#	1020
		66 x 24 x 29"	KDCM6624.H	□□□	□□□	□□	□□□	115.0#	1055
		48 x 30 x 29"	KDCM4830.H	□□□	□□□	□□	□□□	110.0#	1031
		54 x 30 x 29"	KDCM5430.H	□□□	□□□	□□	□□□	115.0#	923
		60 x 30 x 29"	KDCM6030.H	□□□	□□□	□□	□□□	120.0#	1121
		66 x 30 x 29"	KDCM6630.H	□□□	□□□	□□	□□□	125.0#	1146
		72 x 30 x 29"	KDCM7230.H	□□□	□□□	□□	□□□	130.0#	1168
		66 x 36 x 29"	KDCM6636.H	□□□	□□□	□□	□□□	130.0#	1214
		72 x 36 x 29"	KDCM7236.H	□□□	□□□	□□	□□□	135.0#	1259
				Ⓐ	Ⓑ	Ⓒ	Ⓓ	Ⓔ	

HOW TO ORDER

Indicate the following information on order form:
1. Quantity of each item.
2. Model number, including options. See "How To Build a Model Number".
3. Any special service required.

Note: • The □ indicates that a choice is required.
- The absence of the □ indicates that no choice is required.
- Alpha-numeric characters in place of □ indicate that no other alternatives are available.

HOW TO BUILD A MODEL NUMBER

Ⓐ Select basic model.

Ⓑ Select horizontal surface finish.
Refer to the **Product Color Options** page in this price list.

Ⓒ Select vertical surface finish.
Refer to the **Product Color Options** page in this price list.

Ⓓ Select post leg finish.
Refer to the **Product Color Options** page in this price list.

Ⓔ Select modesty panel height.

PMP	- 14" partial back panel (Standard)
FMP	- Full height modesty panel; add $90

SPECIAL SERVICES

Special Carton Marking

With specially marked information	N/C

Shipping

Ships **knocked down, FOB KI-Aristotle Brampton, ON L6T 5T6, freight prepaid.** Freight class 85.

Specifications and prices are subject to change without prior notice.

Aristotle® Classic P-Tops
Suspended

Aristotle® Classic P-Tops
Suspended

	MODEL	W x D x H	MODEL NUMBER Basic Model	Horizontal Surface Finish	Post Leg Finish	Approx. Packaged Weight	Delivered Pricing
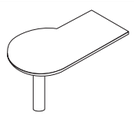	**Suspended P-Top, Left** • 6" diameter post leg in black or silver • No grommet option • Suspended P-Tops must be attached to adjacent furniture for proper stability	60 x 36 x 29"	KPLS6036.H	□□□	□□	85.0#	$ 1094
		66 x 36 x 29"	KPLS6636.H	□□□	□□	90.0#	1127
		72 x 36 x 29"	KPLS7236.H	□□□	□□	95.0#	1208
		60 x 42 x 29"	KPLS6042.H	□□□	□□	88.0#	1108
		66 x 42 x 29"	KPLS6642.H	□□□	□□	93.0#	1143
		72 x 42 x 29"	KPLS7242.H	□□□	□□	98.0#	1223
ARDPT							
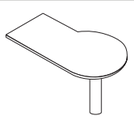	**Suspended P-Top, Right** • 6" diameter post leg in black or silver • No grommet option • Suspended P-Tops must be attached to adjacent furniture for proper stability	60 x 36 x 29"	KPRS6036.H	□□□	□□	85.0#	$ 1094
		66 x 36 x 29"	KPRS6636.H	□□□	□□	90.0#	1127
		72 x 36 x 29"	KPRS7236.H	□□□	□□	95.0#	1208
		60 x 42 x 29"	KPRS6042.H	□□□	□□	88.0#	1108
		66 x 42 x 29"	KPRS6642.H	□□□	□□	93.0#	1143
		72 x 42 x 29"	KPRS7242.H	□□□	□□	98.0#	1223
ARDPT							
			Ⓐ	Ⓑ	Ⓒ		

HOW TO ORDER

Indicate the following information on order form:
1. Quantity of each item.
2. Model number, including options. See "How To Build a Model Number".
3. Any special service required.

Note: • The □ indicates that a choice is required.
- The absence of the □ indicates that no choice is required.
- Alpha-numeric characters in place of □ indicate that no other alternatives are available.

HOW TO BUILD A MODEL NUMBER

Ⓐ Select basic model.

Ⓑ Select horizontal surface finish.
Refer to the **Product Color Options** page in this price list.

Ⓒ Select post leg finish.
Refer to the **Product Color Options** page in this price list.

SPECIAL SERVICES

Special Carton Marking

With specially marked information	N/C

Shipping

Ships **knocked down, FOB KI-Aristotle Brampton, ON L6T 5T6, freight prepaid.** Freight class 85.

Specifications and prices are subject to change without prior notice.

Aristotle® Classic P-Tops
With End Panel

Aristotle® Classic P-Tops
With End Panel

	MODEL	W x D x H	MODEL NUMBER Basic Model	Horizontal Surface Finish (A)	Vertical Surface Finish (B)	Post Leg Finish (C)	Modesty Panel (D)	Approx. Packaged Weight	Delivered Pricing
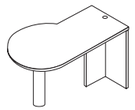 ARDPT	**P-Top with End Panel, Left** • Features side panel for additional support • 6" diameter post leg in black or silver • Center grommet opposite post leg • P-Tops must be attached to adjacent furniture for proper stability • Attachment method is worksurface to worksurface, and cannot be obstructed by an end panel	60 x 36 x 29"	KPLF6036.H	□□□	□□□	□□		115.0#	$ 1319
		66 x 36 x 29"	KPLF6636.H	□□□	□□□	□□		125.0#	1356
		72 x 36 x 29"	KPLF7236.H	□□□	□□□	□□		130.0#	1389
		60 x 42 x 29"	KPLF6042.H	□□□	□□□	□□		120.0#	1340
		66 x 42 x 29"	KPLF6642.H	□□□	□□□	□□		130.0#	1377
		72 x 42 x 29"	KPLF7242.H	□□□	□□□	□□		135.0#	1414
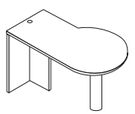 ARDPT	**P-Top with End Panel, Right** • Features side panel for additional support • 6" diameter post leg in black or silver • Center grommet opposite post leg • P-Tops must be attached to adjacent furniture for proper stability • Attachment method is worksurface to worksurface, and cannot be obstructed by an end panel	60 x 36 x 29"	KPRF6036.H	□□□	□□□	□□		115.0#	$ 1319
		66 x 36 x 29"	KPRF6636.H	□□□	□□□	□□		125.0#	1356
		72 x 36 x 29"	KPRF7236.H	□□□	□□□	□□		130.0#	1389
		60 x 42 x 29"	KPRF6042.H	□□□	□□□	□□		120.0#	1340
		66 x 42 x 29"	KPRF6642.H	□□□	□□□	□□		130.0#	1377
		72 x 42 x 29"	KPRF7242.H	□□□	□□□	□□		135.0#	1414
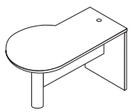 ARDPT	**P-Top with End Panel, Left with Centered Modesty Panel** • Features side panel for additional support • 6" diameter post leg in black or silver • Center grommet opposite post leg • P-Tops must be attached to adjacent furniture for proper stability • Attachment method is worksurface to worksurface, and cannot be obstructed by an end panel	60 x 36 x 29"	KPLM6036.H	□□□	□□□	□□	□□□	115.0#	$ 1393
		66 x 36 x 29"	KPLM6636.H	□□□	□□□	□□	□□□	125.0#	1431
		72 x 36 x 29"	KPLM7236.H	□□□	□□□	□□	□□□	130.0#	1467
		60 x 42 x 29"	KPLM6042.H	□□□	□□□	□□	□□□	120.0#	1416
		66 x 42 x 29"	KPLM6642.H	□□□	□□□	□□	□□□	130.0#	1454
		72 x 42 x 29"	KPLM7242.H	□□□	□□□	□□	□□□	135.0#	1491
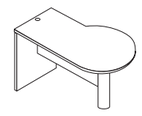 ARDPT	**P-Top with End Panel, Right with Centered Modesty Panel** • Features side panel for additional support • 6" diameter post leg in black or silver • Center grommet opposite post leg • P-Tops must be attached to adjacent furniture for proper stability • Attachment method is worksurface to worksurface, and cannot be obstructed by an end panel	60 x 36 x 29"	KPRM6036.H	□□□	□□□	□□	□□□	115.0#	$ 1393
		66 x 36 x 29"	KPRM6636.H	□□□	□□□	□□	□□□	125.0#	1431
		72 x 36 x 29"	KPRM7236.H	□□□	□□□	□□	□□□	130.0#	1467
		60 x 42 x 29"	KPRM6042.H	□□□	□□□	□□	□□□	120.0#	1416
		66 x 42 x 29"	KPRM6642.H	□□□	□□□	□□	□□□	130.0#	1454
		72 x 42 x 29"	KPRM7242.H	□□□	□□□	□□	□□□	135.0#	1491
				Ⓐ	Ⓑ	Ⓒ	Ⓓ	Ⓔ	

HOW TO ORDER

Indicate the following information on order form:
1. Quantity of each item.
2. Model number, including options. See "How To Build a Model Number".
3. Any special service required.

Note: • The □ indicates that a choice is required.
- The absence of the □ indicates that no choice is required.
- Alpha-numeric characters in place of □ indicate that no other alternatives are available.

HOW TO BUILD A MODEL NUMBER

Ⓐ Select basic model.

Ⓑ Select horizontal surface finish.
Refer to the **Product Color Options** page in this price list.

Ⓒ Select vertical surface finish.
Refer to the **Product Color Options** page in this price list.

Ⓓ Select post leg finish.
Refer to the **Product Color Options** page in this price list.

Ⓔ Select modesty panel height.

PMP	- 14" partial back panel (Standard)
FMP	- Full height modesty panel; add $90

SPECIAL SERVICES

Special Carton Marking

With specially marked information N/C

Shipping

Ships **knocked down, FOB KI-Aristotle Brampton, ON L6T 5T6, freight prepaid.** Freight class 85.

Specifications and prices are subject to change without prior notice.

Aristotle® Classic Storage
Open Overheads

Aristotle® Classic Storage
Open Overheads

	MODEL	Features	W x D x H	MODEL NUMBER Basic Model	Cutaway Gable Option	Horizontal Surface Finish	Vertical Surface Finish	Approx. Packaged Weight	Delivered Pricing
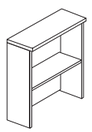 AROVD	**Open Overhead, 36" High** • 17-1/2" clearance above desktop and 65" installed height • 13-3/4" internal height clearance • Full-width concealed cable pass through 1-3/4" high • Tackboards and papers sorters specified separately • Cutaway gable option should only be specified in side-to-side overhead applications, as standalone units are not stable with cutaway gables	Without center divider	24 x 16 x 36"	KOS2436.H	□□□	□□□	□□□	60.0#	$ 620
		Without center divider	30 x 16 x 36"	KOS3036.H	□□□	□□□	□□□	70.0#	696
		Without center divider	36 x 16 x 36"	KOS3636.H	□□□	□□□	□□□	80.0#	763
		Without center divider	42 x 16 x 36"	KOS4236.H	□□□	□□□	□□□	90.0#	793
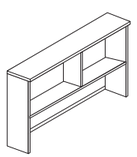 AROVD	**Open Overhead, 36" High** • 17-1/2" clearance above desktop and 65" installed height • 13-3/4" internal height clearance • Full-width concealed cable pass through 1-3/4" high • Tackboards and papers sorters specified separately • Cutaway gable option should only be specified in side-to-side overhead applications, as standalone units are not stable with cutaway gables	With center divider	48 x 16 x 36"	KOS4836.H	□□□	□□□	□□□	100.0#	$ 895
		With center divider	54 x 16 x 36"	KOS5436.H	□□□	□□□	□□□	110.0#	941
		With center divider	60 x 16 x 36"	KOS6036.H	□□□	□□□	□□□	120.0#	1025
		With center divider	66 x 16 x 36"	KOS6636.H	□□□	□□□	□□□	130.0#	1091
		With center divider	72 x 16 x 36"	KOS7236.H	□□□	□□□	□□□	140.0#	1164
		With center divider	78 x 16 x 36"	KOS7836.H	□□□	□□□	□□□	150.0#	1244
				Ⓐ	Ⓑ	Ⓒ	Ⓓ		

HOW TO ORDER

Indicate the following information on order form:
1. Quantity of each item.
2. Model number, including options. See "How To Build a Model Number".
3. Any special service required.

Note: • The □ indicates that a choice is required.
- The absence of the □ indicates that no choice is required.
- Alpha-numeric characters in place of □ indicate that no other alternatives are available.

HOW TO BUILD A MODEL NUMBER

Ⓐ Select basic model.

Ⓑ Select cutaway gable option.

CGN	- No Cutaway gable (standard)
CGL	- Cutaway gable left; add $90
CGR	- Cutaway gable right; add $90
CLR	- Cutaway gable left and right; add $183

Ⓒ Select horizontal surface finish.
Refer to the **Product Color Options** page in this price list.

Ⓓ Select vertical surface finish.
Refer to the **Product Color Options** page in this price list.

SPECIAL SERVICES

Special Carton Marking

With specially marked information	N/C

Shipping

Ships **assembled, FOB KI-Aristotle Brampton, ON L6T 5T6, freight prepaid.** Freight class 85.

Specifications and prices are subject to change without prior notice.

Aristotle® Classic Storage
Open Overheads

Aristotle® Classic Storage
Open Overheads

	MODEL	Features	W x D x H	MODEL NUMBER Basic Model	Cutaway Gable Option	Horizontal Surface Finish	Vertical Surface Finish	Approx. Packaged Weight	Delivered Pricing
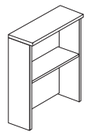 AROVD	**Open Overhead, 43" High** • 24" clearance above desktop and 72" installed height • 13-3/4" internal height clearance • Full-width concealed cable pass through 1-3/4" high • Tackboards and papers sorters specified separately • Cutaway gable option should only be specified in side-to-side overhead applications, as standalone units are not stable with cutaway gables	Without center divider	24 x 16 x 43"	KOS2443.H	□□□	□□□	□□□	60.0#	$ 810
		Without center divider	30 x 16 x 43"	KOS3043.H	□□□	□□□	□□□	70.0#	886
		Without center divider	36 x 16 x 43"	KOS3643.H	□□□	□□□	□□□	80.0#	958
		Without center divider	42 x 16 x 43"	KOS4243.H	□□□	□□□	□□□	90.0#	987
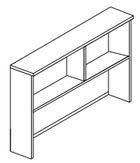 AROVD	**Open Overhead, 43" High** • 24" clearance above desktop and 72" installed height • 13-3/4" internal height clearance • Full-width concealed cable pass through 1-3/4" high • Tackboards and papers sorters specified separately • Cutaway gable option should only be specified in side-to-side overhead applications, as standalone units are not stable with cutaway gables	With center divider	48 x 16 x 43"	KOS4843.H	□□□	□□□	□□□	100.0#	$ 1083
		With center divider	54 x 16 x 43"	KOS5443.H	□□□	□□□	□□□	110.0#	1134
		With center divider	60 x 16 x 43"	KOS6043.H	□□□	□□□	□□□	120.0#	1216
		With center divider	66 x 16 x 43"	KOS6643.H	□□□	□□□	□□□	130.0#	1280
		With center divider	72 x 16 x 43"	KOS7243.H	□□□	□□□	□□□	140.0#	1357
		With center divider	78 x 16 x 43"	KOS7843.H	□□□	□□□	□□□	150.0#	1433
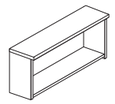 AROVD	**Open Overhead-Wall Mount** • 13-3/4" internal height clearance • Attachment hardware included	Without center divider	24 x 17 x 18"	KWMOS24.H		□□□	□□□	42.0#	$ 623
		Without center divider	30 x 17 x 18"	KWMOS30.H		□□□	□□□	51.0#	696
		Without center divider	36 x 17 x 18"	KWMOS36.H		□□□	□□□	59.0#	763
		Without center divider	42 x 17 x 18"	KWMOS42.H		□□□	□□□	68.0#	793
		With center divider	48 x 17 x 18"	KWMOS48.H		□□□	□□□	76.0#	$ 895
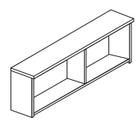 AROVD	**Open Overhead-Wall Mount** • 13-3/4" internal height clearance • Attachment hardware included	With center divider	54 x 17 x 18"	KWMOS54.H		□□□	□□□	85.0#	991
		With center divider	60 x 17 x 18"	KWMOS60.H		□□□	□□□	93.0#	1025
		With center divider	66 x 17 x 18"	KWMOS66.H		□□□	□□□	102.0#	1091
		With center divider	72 x 17 x 18"	KWMOS72.H		□□□	□□□	110.0#	1164
		With center divider	78 x 17 x 18"	KWMOS78.H		□□□	□□□	119.0#	1232
				Ⓐ	Ⓑ	Ⓒ	Ⓓ		

HOW TO ORDER

Indicate the following information on order form:
1. Quantity of each item.
2. Model number, including options. See "How To Build a Model Number".
3. Any special service required.

Note: • The □ indicates that a choice is required.
- The absence of the □ indicates that no choice is required.
- Alpha-numeric characters in place of □ indicate that no other alternatives are available.

HOW TO BUILD A MODEL NUMBER

Ⓐ Select basic model.

Ⓑ Select cutaway gable option.

CGN	- No Cutaway gable (standard)
CGL	- Cutaway gable left; add $90
CGR	- Cutaway gable right; add $90
CLR	- Cutaway gable left and right; add $183

Ⓒ Select horizontal surface finish.
Refer to the **Product Color Options** page in this price list.

Ⓓ Select vertical surface finish.
Refer to the **Product Color Options** page in this price list.

SPECIAL SERVICES

Special Carton Marking

With specially marked information N/C

Shipping

Ships **assembled, FOB KI-Aristotle Brampton, ON L6T 5T6, freight prepaid.** Freight class 85.

Specifications and prices are subject to change without prior notice.

Aristotle® Classic Storage
Closed Overheads-Open Back Below Shelf

Aristotle® Classic Storage
Closed Overheads-Open Back Below Shelf

	MODEL	W x D x H	MODEL NUMBER Basic Model	Horizontal Surface Finish	Vertical Surface Finish	Approx. Packaged Weight	Delivered Pricing
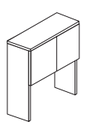 AROVD	**Closed Overhead, 36" High-Open Back Below Shelf** • 17-1/2" clearance above desktop and 65" installed height • 13-3/4" internal height clearance • Full-width concealed cable pass through 1-3/4" high • Pulls cannot be specified	24 x 16 x 36"	KODO2436.H	□□□	□□□	60.0#	$ 843
		30 x 16 x 36"	KODO3036.H	□□□	□□□	70.0#	894
		36 x 16 x 36"	KODO3636.H	□□□	□□□	80.0#	954
		42 x 16 x 36"	KODO4236.H	□□□	□□□	90.0#	1041
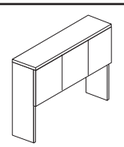 AROVD	**Closed Overhead, 36" High-Open Back Below Shelf** • 17-1/2" clearance above desktop and 65" installed height • 13-3/4" internal height clearance • Full-width concealed cable pass through 1-3/4" high • 48" and wider units feature center divider • Pulls cannot be specified	48 x 16 x 36"	KODO4836.H	□□□	□□□	100.0#	$ 1152
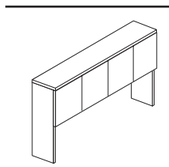 AROVD	**Closed Overhead, 36" High-Open Back Below Shelf** • 17-1/2" clearance above desktop and 65" installed height • 13-3/4" internal height clearance • Full-width concealed cable pass through 1-3/4" high • 48" and wider units feature center divider • Pulls cannot be specified	54 x 16 x 36"	KODO5436.H	□□□	□□□	110.0#	$ 1262
		60 x 16 x 36"	KODO6036.H	□□□	□□□	120.0#	1343
		66 x 16 x 36"	KODO6636.H	□□□	□□□	130.0#	1421
		72 x 16 x 36"	KODO7236.H	□□□	□□□	140.0#	1493
		78 x 16 x 36"	KODO7836.H	□□□	□□□	150.0#	1572
				Ⓑ	Ⓒ		

HOW TO ORDER

Indicate the following information on order form:
1. Quantity of each item.
2. Model number, including options. See "How To Build a Model Number".
3. Any special service required.

Note: • The □ indicates that a choice is required.
- The absence of the □ indicates that no choice is required.
- Alpha-numeric characters in place of □ indicate that no other alternatives are available.

HOW TO BUILD A MODEL NUMBER

Ⓐ Select basic model.

Ⓑ Select horizontal surface finish.
Refer to the **Product Color Options** page in this price list.

Ⓒ Select vertical surface finish.
Refer to the **Product Color Options** page in this price list.

SPECIAL SERVICES

Special Carton Marking

With specially marked information	N/C

Shipping

Ships **assembled, FOB KI-Aristotle Brampton, ON L6T 5T6, freight prepaid.** Freight class 85.

Specifications and prices are subject to change without prior notice.

Aristotle® Classic Storage
Closed Overheads

Aristotle® Classic Storage
Closed Overheads

	MODEL	Features	W x D x H	MODEL NUMBER: Basic Model	Cutaway Gable Option	Lock Option	Key Option	Horizontal Surface Finish	Vertical Surface Finish	Approx. Packaged Weight	Delivered Pricing
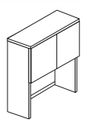 AROVD	**Closed Overhead, 36" High** • 17-1/2" clearance above desktop and 65" installed height • 13-3/4" internal height clearance • Full-width concealed cable pass through 1-3/4" high • Pulls cannot be specified • Cutaway gable option should only be specified in side-to-side overhead applications, as standalone units are not stable with cutaway gables	2 doors	24 x 16 x 36"	KOD2436.H	□□□	□□	□□	□□□	□□□	70.0#	$ 896
		2 doors	30 x 16 x 36"	KOD3036.H	□□□	□□	□□	□□□	□□□	80.0#	969
		2 doors	36 x 16 x 36"	KOD3636.H	□□□	□□	□□	□□□	□□□	95.0#	1035
		2 doors	42 x 16 x 36"	KOD4236.H	□□□	□□	□□	□□□	□□□	105.0#	1135
				Ⓐ	Ⓑ	Ⓒ	Ⓓ	Ⓔ	Ⓕ		

HOW TO ORDER

Indicate the following information on order form:
1. Quantity of each item.
2. Model number, including options. See "How To Build a Model Number".
3. Any special service required.

Note: • The □ indicates that a choice is required.
• The absence of the □ indicates that no choice is required.
• Alpha-numeric characters in place of □ indicate that no other alternatives are available.

HOW TO BUILD A MODEL NUMBER

Ⓐ Select basic model.

Ⓑ Select cutaway gable option.

CGN	- No Cutaway gable (standard)
CGL	- Cutaway gable left; add $90
CGR	- Cutaway gable right; add $90
CLR	- Cutaway gable left and right; add $183

Ⓒ Select locking option.

NL	- No lock (standard)
L	- With lock; add $82

Ⓓ Select key option.

KA	- Key alike
KS	- Key standard

Ⓔ Select horizontal surface finish. Refer to the **Product Color Options** page in this price list.

Ⓕ Select vertical surface finish. Refer to the **Product Color Options** page in this price list.

SPECIAL SERVICES

Special Carton Marking

With specially marked information	N/C

Shipping

Ships **assembled, FOB KI-Aristotle Brampton, ON L6T 5T6, freight prepaid.** Freight class 85.

Specifications and prices are subject to change without prior notice.

Aristotle® Classic Storage
Closed Overheads

Aristotle® Classic Storage
Closed Overheads

	MODEL	Features	W x D x H	MODEL NUMBER: Basic Model (A)	Cutaway Gable Option (B)	Lock Option (C)	Key Option (D)	Horizontal Surface Finish (E)	Vertical Surface Finish (F)	Approx. Packaged Weight	Delivered Pricing
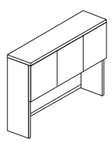 AROVD	**Closed Overhead, 36" High** • 17-1/2" clearance above desktop and 65" installed height • 13-3/4" internal height clearance • Full-width concealed cable pass through 1-3/4" high • 48" and wider units feature center divider • Pulls cannot be specified • Cutaway gable option should only be specified in side-to-side overhead applications, as standalone units are not stable with cutaway gables	3 doors	48 x 16 x 36"	KOD4836.H	□□□	□□	□□	□□□	□□□	120.0#	$ 1252
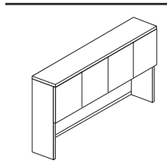 AROVD	**Closed Overhead, 36" High** • 17-1/2" clearance above desktop and 65" installed height • 13-3/4" internal height clearance • Full-width concealed cable pass through 1-3/4" high • 48" and wider units feature center divider • Pulls cannot be specified • Cutaway gable option should only be specified in side-to-side overhead applications, as standalone units are not stable with cutaway gables	4 doors	54 x 16 x 36"	KOD5436.H	□□□	□□	□□	□□□	□□□	130.0#	$ 1366
		4 doors	60 x 16 x 36"	KOD6036.H	□□□	□□	□□	□□□	□□□	145.0#	1462
		4 doors	66 x 16 x 36"	KOD6636.H	□□□	□□	□□	□□□	□□□	155.0#	1551
		4 doors	72 x 16 x 36"	KOD7236.H	□□□	□□	□□	□□□	□□□	170.0#	1619
		4 doors	78 x 16 x 36"	KOD7836.H	□□□	□□	□□	□□□	□□□	180.0#	1696
				Ⓐ	Ⓑ	Ⓒ	Ⓓ	Ⓔ	Ⓕ		

HOW TO ORDER

Indicate the following information on order form:
1. Quantity of each item.
2. Model number, including options. See "How To Build a Model Number".
3. Any special service required.

Note: • The □ indicates that a choice is required.
• The absence of the □ indicates that no choice is required.
• Alpha-numeric characters in place of □ indicate that no other alternatives are available.

HOW TO BUILD A MODEL NUMBER

Ⓐ Select basic model.

Ⓑ Select cutaway gable option.

CGN	- No Cutaway gable (standard)
CGL	- Cutaway gable left; add $90
CGR	- Cutaway gable right; add $90
CLR	- Cutaway gable left and right; add $183

Ⓒ Select locking option.

NL	- No lock (standard)
L	- With lock; add $183

Ⓓ Select key option.

KA	- Key alike
KS	- Key standard

Ⓔ Select horizontal surface finish. Refer to the **Product Color Options** page in this price list.

Ⓕ Select vertical surface finish. Refer to the **Product Color Options** page in this price list.

SPECIAL SERVICES

Special Carton Marking

With specially marked information	N/C

Shipping

Ships **assembled, FOB KI-Aristotle Brampton, ON L6T 5T6, freight prepaid.** Freight class 85.

Specifications and prices are subject to change without prior notice.

Aristotle® Classic Storage
Closed Overheads

Aristotle® Classic Storage
Closed Overheads

	MODEL	Features	W x D x H	MODEL NUMBER: Basic Model	Cutaway Gable Option	Lock Option	Key Option	Horizontal Surface Finish	Vertical Surface Finish	Approx. Packaged Weight	Delivered Pricing
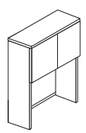 AROVD	**Closed Overhead, 43" High** • 24" clearance above desktop and 72" installed height • 13-3/4" internal height clearance • Full-width concealed cable pass through 1-3/4" high • Pulls cannot be specified • Cutaway gable option should only be specified in side-to-side overhead applications, as standalone units are not stable with cutaway gables	2 doors	24 x 16 x 43"	KOD2443.H	□□□	□□	□□	□□□	□□□	80.0#	$ 1108
		2 doors	30 x 16 x 43"	KOD3043.H	□□□	□□	□□	□□□	□□□	90.0#	1184
		2 doors	36 x 16 x 43"	KOD3643.H	□□□	□□	□□	□□□	□□□	105.0#	1247
		2 doors	42 x 16 x 43"	KOD4243.H	□□□	□□	□□	□□□	□□□	115.0#	1347
				Ⓐ	Ⓑ	Ⓒ	Ⓓ	Ⓔ	Ⓕ		

HOW TO ORDER

Indicate the following information on order form:
1. Quantity of each item.
2. Model number, including options. See "How To Build a Model Number".
3. Any special service required.

Note: • The □ indicates that a choice is required.
• The absence of the □ indicates that no choice is required.
• Alpha-numeric characters in place of □ indicate that no other alternatives are available.

HOW TO BUILD A MODEL NUMBER

Ⓐ Select basic model.

Ⓑ Select cutaway gable option.

CGN	- No Cutaway gable (standard)
CGL	- Cutaway gable left; add $90
CGR	- Cutaway gable right; add $90
CLR	- Cutaway gable left and right; add $183

Ⓒ Select locking option.

NL	- No lock (standard)
L	- With lock; add $82

Ⓓ Select key option.

KA	- Key alike
KS	- Key standard

Ⓔ Select horizontal surface finish. Refer to the **Product Color Options** page in this price list.

Ⓕ Select vertical surface finish. Refer to the **Product Color Options** page in this price list.

SPECIAL SERVICES

Special Carton Marking

With specially marked information	N/C

Shipping

Ships **assembled, FOB KI-Aristotle Brampton, ON L6T 5T6, freight prepaid.** Freight class 85.

Specifications and prices are subject to change without prior notice.

Aristotle® Classic Storage
Closed Overheads

Aristotle® Classic Storage
Closed Overheads

	MODEL	Features	W x D x H	MODEL NUMBER: Basic Model (A)	Cutaway Gable Option (B)	Lock Option (C)	Key Option (D)	Horizontal Surface Finish (E)	Vertical Surface Finish (F)	Approx. Packaged Weight	Delivered Pricing
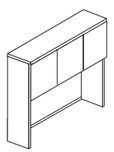 AROVD	**Closed Overhead, 43" High** • 24" clearance above desktop and 72" installed height • 13-3/4" internal height clearance • Full-width concealed cable pass through 1-3/4" high • 48" and wider units feature center divider • Pulls cannot be specified • Cutaway gable option should only be specified in side-to-side overhead applications, as standalone units are not stable with cutaway gables	3 doors	48 x 16 x 43"	KOD4843.H	□□□	□□	□□	□□□	□□□	130.0#	$ 1466
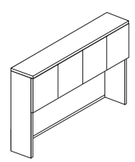 AROVD	**Closed Overhead, 43" High** • 24" clearance above desktop and 72" installed height • 13-3/4" internal height clearance • Full-width concealed cable pass through 1-3/4" high • 48" and wider units feature center divider • Pulls cannot be specified • Cutaway gable option should only be specified in side-to-side overhead applications, as standalone units are not stable with cutaway gables	4 doors	54 x 16 x 43"	KOD5443.H	□□□	□□	□□	□□□	□□□	140.0#	$ 1576
		4 doors	60 x 16 x 43"	KOD6043.H	□□□	□□	□□	□□□	□□□	155.0#	1676
		4 doors	66 x 16 x 43"	KOD6643.H	□□□	□□	□□	□□□	□□□	165.0#	1763
		4 doors	72 x 16 x 43"	KOD7243.H	□□□	□□	□□	□□□	□□□	180.0#	1834
		4 doors	78 x 16 x 43"	KOD7843.H	□□□	□□	□□	□□□	□□□	190.0#	1909
				Ⓐ	Ⓑ	Ⓒ	Ⓓ	Ⓔ	Ⓕ		

HOW TO ORDER

Indicate the following information on order form:
1. Quantity of each item.
2. Model number, including options. See "How To Build a Model Number".
3. Any special service required.

Note: • The □ indicates that a choice is required.
• The absence of the □ indicates that no choice is required.
• Alpha-numeric characters in place of □ indicate that no other alternatives are available.

HOW TO BUILD A MODEL NUMBER

Ⓐ Select basic model.

Ⓑ Select cutaway gable option.

CGN	- No Cutaway gable (standard)
CGL	- Cutaway gable left; add $90
CGR	- Cutaway gable right; add $90
CLR	- Cutaway gable left and right; add $183

Ⓒ Select locking option.

NL	- No lock (standard)
L	- With lock; add $183

Ⓓ Select key option.

KA	- Key alike
KS	- Key standard

Ⓔ Select horizontal surface finish. Refer to the **Product Color Options** page in this price list.

Ⓕ Select vertical surface finish. Refer to the **Product Color Options** page in this price list.

SPECIAL SERVICES

Special Carton Marking

With specially marked information	N/C

Shipping

Ships **assembled, FOB KI-Aristotle Brampton, ON L6T 5T6, freight prepaid.** Freight class 85.

Specifications and prices are subject to change without prior notice.

Aristotle® Classic Storage
Closed Overheads

Aristotle® Classic Storage
Closed Overheads

	MODEL	Features	W x D x H	MODEL NUMBER: Basic Model	Lock Option	Key Option	Horizontal Surface Finish	Vertical Surface Finish	Approx. Packaged Weight	Delivered Pricing
	**Closed Overhead-Wall Mount** • 13-3/4" internal height clearance • Attachment hardware included • 24-42" wide models feature two doors • 48" models feature three doors • 54" and wider models feature four doors	2 doors	24 x 17 x 18"	KWMOD24.H	□□	□□	□□□	□□□	52.0#	$ 898
		2 doors	30 x 17 x 18"	KWMOD30.H	□□	□□	□□□	□□□	61.0#	969
		2 doors	36 x 17 x 18"	KWMOD36.H	□□	□□	□□□	□□□	72.0#	1035
		2 doors	42 x 17 x 18"	KWMOD42.H	□□	□□	□□□	□□□	83.0#	1135
AROVD				Ⓐ	Ⓑ	Ⓒ	Ⓓ	Ⓔ		

HOW TO ORDER

Indicate the following information on order form:
1. Quantity of each item.
2. Model number, including options. See "How To Build a Model Number".
3. Any special service required.

Note: • The □ indicates that a choice is required.
- The absence of the □ indicates that no choice is required.
- Alpha-numeric characters in place of □ indicate that no other alternatives are available.

HOW TO BUILD A MODEL NUMBER

Ⓐ Select basic model.

Ⓑ Select locking option.

NL	- No lock (standard)
L	- With lock; add $82

Ⓒ Select key option.

KA	- Key alike
KS	- Key standard

Ⓓ Select horizontal surface finish.
Refer to the **Product Color Options** page in this price list.

Ⓔ Select vertical surface finish.
Refer to the **Product Color Options** page in this price list.

SPECIAL SERVICES

Special Carton Marking

With specially marked information	N/C

Shipping

Ships **assembled, FOB KI-Aristotle Brampton, ON L6T 5T6, freight prepaid.** Freight class 85.

Specifications and prices are subject to change without prior notice.

Aristotle® Classic Storage
Closed Overheads

Aristotle® Classic Storage
Closed Overheads

	MODEL	Features	W x D x H	MODEL NUMBER: Basic Model	Lock Option	Key Option	Horizontal Surface Finish	Vertical Surface Finish	Approx. Packaged Weight	Delivered Pricing
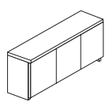 AROVD	**Closed Overhead-Wall Mount** • 13-3/4" internal height clearance • Attachment hardware included • 24-42" wide models feature two doors • 48" models feature three doors • 54" and wider models feature four doors	3 doors	48 x 17 x 18"	KWM0D48.H	□□	□□	□□□	□□□	96.0#	$ 1252
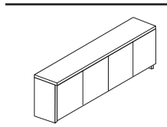 AROVD	**Closed Overhead-Wall Mount** • 13-3/4" internal height clearance • Attachment hardware included • 24-42" wide models feature two doors • 48" models feature three doors • 54" and wider models feature four doors	4 doors	54 x 17 x 18"	KWM0D54.H	□□	□□	□□□	□□□	107.0#	$ 1280
		4 doors	60 x 17 x 18"	KWM0D60.H	□□	□□	□□□	□□□	118.0#	1462
		4 doors	66 x 17 x 18"	KWM0D66.H	□□	□□	□□□	□□□	129.0#	1551
		4 doors	72 x 17 x 18"	KWM0D72.H	□□	□□	□□□	□□□	140.0#	1619
		4 doors	78 x 17 x 18"	KWM0D78.H	□□	□□	□□□	□□□	151.0#	1706
					Ⓑ	Ⓒ	Ⓓ	Ⓔ		

HOW TO ORDER

Indicate the following information on order form:
1. Quantity of each item.
2. Model number, including options. See "How To Build a Model Number".
3. Any special service required.

Note: • The □ indicates that a choice is required.
- The absence of the □ indicates that no choice is required.
- Alpha-numeric characters in place of □ indicate that no other alternatives are available.

HOW TO BUILD A MODEL NUMBER

Ⓐ Select basic model.

Ⓑ Select locking option.

NL	- No lock (standard)
L	- With lock; add $183

Ⓒ Select key option.

KA	- Key alike
KS	- Key standard

Ⓓ Select horizontal surface finish.
Refer to the **Product Color Options** page in this price list.

Ⓔ Select vertical surface finish.
Refer to the **Product Color Options** page in this price list.

SPECIAL SERVICES

Special Carton Marking

With specially marked information	N/C

Shipping

Ships **assembled, FOB KI-Aristotle Brampton, ON L6T 5T6, freight prepaid.** Freight class 85.

Specifications and prices are subject to change without prior notice.

Aristotle® Classic Storage
Overhead - Frosted Glass Doors

Aristotle® Classic Storage
Overhead - Frosted Glass Doors

	MODEL	W x D x H	MODEL NUMBER Basic Model	Cutaway Gable Option (A)	Horizontal Surface Finish (B)	Vertical Surface Finish (C)	Approx. Packaged Weight	Delivered Pricing
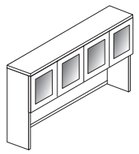 AROVD	**Overhead-36" High, Frosted Glass Doors** • 17-1/2" clearance above desktop and 36" high • 13-3/4" internal height clearance • Full-width concealed cable pass through 1-3/4" high • Closed overheads standard without pulls, non-locking; pulls and locks cannot be specified • Door frame features silver finish • Pulls and locks cannot be specified • Tackboards and paper sorters specified separately • Cutaway gable option should only be specified in side-to-side overhead applications, as standalone units are not stable with cutaway gables	60 x 16 x 36"	KOF6036.H.AL	□□□	□□□	□□□	145.0#	$ 2352
		66 x 16 x 36"	KOF6636.H.AL	□□□	□□□	□□□	165.0#	2432
		72 x 16 x 36"	KOF7236.H.AL	□□□	□□□	□□□	170.0#	2513
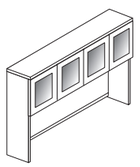 AROVD	**Overhead-43" High, Frosted Glass Doors** • 24-1/2" clearance above desktop and 43" high • 13-3/4" internal height clearance • Full-width concealed cable pass through 1-3/4" high • Closed overheads standard without pulls, non-locking; pulls and locks cannot be specified • Tackboards and paper sorters specified separately • Cutaway gable option should only be specified in side-to-side overhead applications, as standalone units are not stable with cutaway gables	60 x 16 x 43"	KOF6043.H.AL	□□□	□□□	□□□	155.0#	$ 2595
		66 x 16 x 43"	KOF6643.H.AL	□□□	□□□	□□□	165.0#	2675
		72 x 16 x 43"	KOF7243.H.AL	□□□	□□□	□□□	180.0#	2755
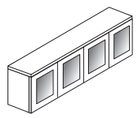 AROVD	**Overhead-Wall Mount, Frosted Glass Doors** • 13-3/4" internal height clearance • Full-width concealed cable pass through 1-3/4" high • Closed overheads standard without pulls, non-locking; pulls and locks cannot be specified • Attachment hardware included • Paper sorter insert not available	60 x 17 x 18"	KWMOF60.H.AL		□□□	□□□	118.0#	$ 2352
		66 x 17 x 18"	KWMOF66.H.AL		□□□	□□□	128.0#	2432
		72 x 17 x 18"	KWMOF72.H.AL		□□□	□□□	140.0#	2513

Ⓐ Ⓑ Ⓒ Ⓓ

HOW TO ORDER

Indicate the following information on order form:
1. Quantity of each item.
2. Model number, including options. See "How To Build a Model Number".
3. Any special service required.

Note: • The □ indicates that a choice is required.
- The absence of the □ indicates that no choice is required.
- Alpha-numeric characters in place of □ indicate that no other alternatives are available.

HOW TO BUILD A MODEL NUMBER

Ⓐ Select basic model.

Ⓑ Select cutaway gable option.

CGN	- No Cutaway gable (standard)
CGL	- Cutaway gable left; add $90
CGR	- Cutaway gable right; add $90
CLR	- Cutaway gable left and right; add $183

Ⓒ Select horizontal surface finish.
Refer to the **Product Color Options** page in this price list.

Ⓓ Select vertical surface finish.
Refer to the **Product Color Options** page in this price list.

SPECIAL SERVICES

Special Carton Marking

With specially marked information N/C

Shipping

Ships **assembled, FOB KI-Aristotle Brampton, ON L6T 5T6, freight prepaid.** Freight class 85.

Specifications and prices are subject to change without prior notice.

Aristotle® Classic Storage
Overheads-Sliding Frosted Acrylic Doors

Aristotle® Classic Storage
Overheads-Sliding Frosted Acrylic Doors

	MODEL	W x D x H	MODEL NUMBER Basic Model	Cutaway Gable Option Ⓑ	Horizontal Surface Finish Ⓒ	Vertical Surface Finish Ⓓ	Approx. Packaged Weight	Delivered Pricing
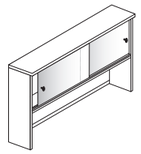 AROVD	**Overhead-36" High, Sliding Frosted Acrylic Doors** • 17-1/2" clearance above desktop and 36" high • 13-3/4" internal height clearance • Full-width concealed cable pass through 1-3/4" high • Lock option not available • Aluminum knob pulls standard • Cutaway gable option should only be specified in side-to-side overhead applications, as standalone units are not stable with cutaway gables	42 x 16 x 36"	KOSD4236.H	□□□	□□□	□□□	120.0#	$ 1182
		48 x 16 x 36"	KOSD4836.H	□□□	□□□	□□□	135.0#	1263
		54 x 16 x 36"	KOSD5436.H	□□□	□□□	□□□	145.0#	1376
		60 x 16 x 36"	KOSD6036.H	□□□	□□□	□□□	160.0#	1481
		66 x 16 x 36"	KOSD6636.H	□□□	□□□	□□□	175.0#	1530
		72 x 16 x 36"	KOSD7236.H	□□□	□□□	□□□	190.0#	1586
		78 x 16 x 36"	KOSD7836.H	□□□	□□□	□□□	195.0#	1661
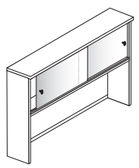 AROVD	**Overhead-43" High, Sliding Frosted Acrylic Doors** • 24-1/2" clearance above desktop and 43" high • 13-3/4" internal height clearance • Full-width concealed cable pass through 1-3/4" high • Lock option not available • Aluminum knob pulls standard • Cutaway gable option should only be specified in side-to-side overhead applications, as standalone units are not stable with cutaway gables	42 x 16 x 43"	KOSD4243.H	□□□	□□□	□□□	130.0#	$ 1410
		48 x 16 x 43"	KOSD4843.H	□□□	□□□	□□□	145.0#	1492
		54 x 16 x 43"	KOSD5443.H	□□□	□□□	□□□	155.0#	1603
		60 x 16 x 43"	KOSD6043.H	□□□	□□□	□□□	170.0#	1708
		66 x 16 x 43"	KOSD6643.H	□□□	□□□	□□□	185.0#	1759
		72 x 16 x 43"	KOSD7243.H	□□□	□□□	□□□	195.0#	1813
		78 x 16 x 43"	KOSD7843.H	□□□	□□□	□□□	205.0#	1890
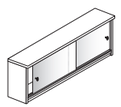 AROVD	**Overhead-Wall Mount, Sliding Frosted Acrylic Doors** • 13-3/4" internal height clearance • Full-width concealed cable pass through 1-3/4" high • Lock option not available • Aluminum knob pulls standard • Attachment hardware included	42 x 17 x 18"	KWMOSD42.H		□□□	□□□	93.0#	$ 1182
		48 x 17 x 18"	KWMOSD48.H		□□□	□□□	111.0#	1263
		54 x 17 x 18"	KWMOSD54.H		□□□	□□□	122.0#	1376
		60 x 17 x 18"	KWMOSD60.H		□□□	□□□	133.0#	1481
		66 x 17 x 18"	KWMOSD66.H		□□□	□□□	144.0#	1530
		72 x 17 x 18"	KWMOSD72.H		□□□	□□□	155.0#	1586
		78 x 17 x 18"	KWMOSD78.H		□□□	□□□	166.0#	1661
			Ⓐ	Ⓑ	Ⓒ	Ⓓ		

HOW TO ORDER

Indicate the following information on order form:
1. Quantity of each item.
2. Model number, including options. See "How To Build a Model Number".
3. Any special service required.

Note: • The □ indicates that a choice is required.
- The absence of the □ indicates that no choice is required.
- Alpha-numeric characters in place of □ indicate that no other alternatives are available.

HOW TO BUILD A MODEL NUMBER

Ⓐ Select basic model.

Ⓑ Select cutaway gable option.

CGN	- No Cutaway gable (standard)
CGL	- Cutaway gable left; add $90
CGR	- Cutaway gable right; add $90
CLR	- Cutaway gable left and right; add $183

Ⓒ Select horizontal surface finish.
Refer to the **Product Color Options** page in this price list.

Ⓓ Select vertical surface finish.
Refer to the **Product Color Options** page in this price list.

SPECIAL SERVICES

Special Carton Marking

With specially marked information	N/C

Shipping

Ships **assembled, FOB KI-Aristotle Brampton, ON L6T 5T6, freight prepaid.** Freight class 85.

Specifications and prices are subject to change without prior notice.

Aristotle® Classic Storage
Open Corner Overhead

Aristotle® Classic Storage
Open Corner Overhead

	MODEL	W x D x H	MODEL NUMBER Basic Model	Cutaway Gable Option	Horizontal Surface Finish	Vertical Surface Finish	Approx. Packaged Weight	Delivered Pricing
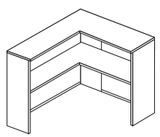 AROVD	**Open Corner Overhead, 36" High** • 17-1/2" clearance above desktop and 65" installed height • 13-3/4" internal height clearance • Full-width concealed cable pass through 1-3/4" high • Ships assembled in two cartons • Cutaway gable option should only be specified in side-to-side overhead applications, as standalone units are not stable with cutaway gables	36 x 16 x 36"	KOCS3636.H	□□□	□□□	□□□	140.0#	$ 1391
		42 x 16 x 36"	KOCS4236.H	□□□	□□□	□□□	150.0#	1460
		48 x 16 x 36"	KOCS4836.H	□□□	□□□	□□□	160.0#	1652
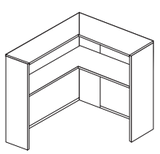 AROVD	**Open Corner Overhead, 43" High** • 24" clearance above desktop and 72" installed height • 13-3/4" internal height clearance • Full-width concealed cable pass through 1-3/4" high • Ships assembled in two cartons • Cutaway gable option should only be specified in side-to-side overhead applications, as standalone units are not stable with cutaway gables	36 x 16 x 43"	KOCS3643.H	□□□	□□□	□□□	160.0#	$ 1704
		42 x 16 x 43"	KOCS4243.H	□□□	□□□	□□□	170.0#	1739
		48 x 16 x 43"	KOCS4843.H	□□□	□□□	□□□	180.0#	1841
			Ⓐ	Ⓑ	Ⓒ	Ⓓ		

HOW TO ORDER

Indicate the following information on order form:
1. Quantity of each item.
2. Model number, including options. See "How To Build a Model Number".
3. Any special service required.

Note: • The □ indicates that a choice is required.
• The absence of the □ indicates that no choice is required.
• Alpha-numeric characters in place of □ indicate that no other alternatives are available.

HOW TO BUILD A MODEL NUMBER

Ⓐ Select basic model.

Ⓑ Select cutaway gable option.

CGN	- No Cutaway gable (standard)
CGL	- Cutaway gable left; add $90
CGR	- Cutaway gable right; add $90
CLR	- Cutaway gable left and right; add $183

Ⓒ Select horizontal surface finish.
Refer to the **Product Color Options** page in this price list.

Ⓓ Select vertical surface finish.
Refer to the **Product Color Options** page in this price list.

SPECIAL SERVICES

Special Carton Marking

With specially marked information N/C

Shipping

Ships **assembled, FOB KI-Aristotle Brampton, ON L6T 5T6, freight prepaid.** Freight class 85.

Specifications and prices are subject to change without prior notice.

Aristotle® Classic Storage
Closed Corner Overhead

Aristotle® Classic Storage
Closed Corner Overhead

	MODEL	Features	W x D x H	MODEL NUMBER Basic Model	Cutaway Gable Option	Horizontal Surface Finish	Vertical Surface Finish	Approx. Packaged Weight	Delivered Pricing
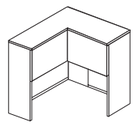 AROVD	**Closed Corner Overhead, 36" High** • 17-1/2" clearance above desktop and 65" installed height • 13-3/4" internal height clearance • Full-width concealed cable pass through 1-3/4" high • Corner overheads with doors are non-locking only, standard with no pulls • Lock option not available • Tackboards and paper sorter specified separately • Ships assembled in two cartons • Cutaway gable option should only be specified in side-to-side overhead applications, as standalone units are not stable with cutaway gables	2 doors	36 x 16 x 36"	KOCD3636.H	□□□	□□□	□□□	165.0#	$ 1843
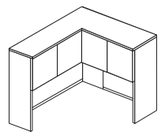 AROVD	**Closed Corner Overhead, 36" High** • 17-1/2" clearance above desktop and 65" installed height • 13-3/4" internal height clearance • Full-width concealed cable pass through 1-3/4" high • Corner overheads with doors are non-locking only, standard with no pulls • Lock option not available • Tackboards and paper sorter specified separately • Ships assembled in two cartons • Cutaway gable option should only be specified in side-to-side overhead applications, as standalone units are not stable with cutaway gables	4 doors	42 x 16 x 36"	KOCD4236.H	□□□	□□□	□□□	175.0#	$ 2018
		4 doors	48 x 16 x 36"	KOCD4836.H	□□□	□□□	□□□	190.0#	2248
				Ⓐ	Ⓑ	Ⓒ	Ⓓ		

HOW TO ORDER

Indicate the following information on order form:
1. Quantity of each item.
2. Model number, including options. See "How To Build a Model Number".
3. Any special service required.

Note: • The □ indicates that a choice is required.
- The absence of the □ indicates that no choice is required.
- Alpha-numeric characters in place of □ indicate that no other alternatives are available.

HOW TO BUILD A MODEL NUMBER

Ⓐ Select basic model.

Ⓑ Select cutaway gable option.

CGN	- No Cutaway gable (standard)
CGL	- Cutaway gable left; add $90
CGR	- Cutaway gable right; add $90
CLR	- Cutaway gable left and right; add $183

Ⓒ Select horizontal surface finish.
Refer to the **Product Color Options** page in this price list.

Ⓓ Select vertical surface finish.
Refer to the **Product Color Options** page in this price list.

SPECIAL SERVICES

Special Carton Marking

With specially marked information	N/C

Shipping

Ships **assembled, FOB KI-Aristotle Brampton, ON L6T 5T6, freight prepaid.** Freight class 85.

Specifications and prices are subject to change without prior notice.

Aristotle® Classic Storage
Closed Corner Overhead

Aristotle® Classic Storage
Closed Corner Overhead

	MODEL	Features	W x D x H	MODEL NUMBER Basic Model	Cutaway Gable Option	Horizontal Surface Finish	Vertical Surface Finish	Approx. Packaged Weight	Delivered Pricing
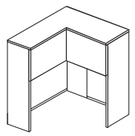 AROVD	**Closed Corner Overhead, 43" High** • 24" clearance above desktop and 72" installed height • 13-3/4" internal height clearance • Full-width concealed cable pass through 1-3/4" high • Corner overheads with doors are non-locking only, standard with no pulls • Lock option not available • Tackboards and paper sorter specified separately • Ships assembled in two cartons • Cutaway gable option should only be specified in side-to-side overhead applications, as standalone units are not stable with cutaway gables	2 doors	36 x 16 x 43"	KOCD3643.H	☐☐☐	☐☐☐	☐☐☐	185.0#	$ 2052
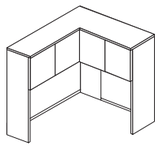 AROVD	**Closed Corner Overhead, 43" High** • 24" clearance above desktop and 72" installed height • 13-3/4" internal height clearance • Full-width concealed cable pass through 1-3/4" high • Corner overheads with doors are non-locking only, standard with no pulls • Lock option not available • Tackboards and paper sorter specified separately • Ships assembled in two cartons • Cutaway gable option should only be specified in side-to-side overhead applications, as standalone units are not stable with cutaway gables	4 doors	42 x 16 x 43"	KOCD4243.H	☐☐☐	☐☐☐	☐☐☐	195.0#	$ 2209
		4 doors	48 x 16 x 43"	KOCD4843.H	☐☐☐	☐☐☐	☐☐☐	210.0#	2377
				Ⓐ	Ⓑ	Ⓒ	Ⓓ		

HOW TO ORDER

Indicate the following information on order form:
1. Quantity of each item.
2. Model number, including options. See "How To Build a Model Number".
3. Any special service required.

Note: • The ☐ indicates that a choice is required.
- The absence of the ☐ indicates that no choice is required.
- Alpha-numeric characters in place of ☐ indicate that no other alternatives are available.

HOW TO BUILD A MODEL NUMBER

Ⓐ Select basic model.

Ⓑ Select cutaway gable option.

CGN	- No Cutaway gable (standard)
CGL	- Cutaway gable left; add $90
CGR	- Cutaway gable right; add $90
CLR	- Cutaway gable left and right; add $183

Ⓒ Select horizontal surface finish.
Refer to the **Product Color Options** page in this price list.

Ⓓ Select vertical surface finish.
Refer to the **Product Color Options** page in this price list.

SPECIAL SERVICES

Special Carton Marking

With specially marked information	N/C

Shipping

Ships **assembled, FOB KI-Aristotle Brampton, ON L6T 5T6, freight prepaid.** Freight class 85.

Specifications and prices are subject to change without prior notice.

Aristotle® Classic Storage
Gallery Reception Desks

Aristotle® Classic Storage
Gallery Reception Desks

	MODEL	W x D x H	MODEL NUMBER: Basic Model	Horizontal Surface Finish	Vertical Surface Finish	Approx. Packaged Weight	Delivered Pricing
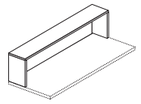 ARGRD	**Reception Gallery** • Transaction top is 12" deep • Installed height is 44" • Clearance above desk top is 14" • Desk specified separately	24 x 12 x 15"	KOSG24.H	□□□	□□□	30.0#	$ 471
		30 x 12 x 15"	KOSG30.H	□□□	□□□	35.0#	483
		36 x 12 x 15"	KOSG36.H	□□□	□□□	40.0#	532
		42 x 12 x 15"	KOSG42.H	□□□	□□□	45.0#	559
		48 x 12 x 15"	KOSG48.H	□□□	□□□	50.0#	581
		54 x 12 x 15"	KOSG54.H	□□□	□□□	55.0#	639
		60 x 12 x 15"	KOSG60.H	□□□	□□□	60.0#	670
		66 x 12 x 15"	KOSG66.H	□□□	□□□	65.0#	688
		72 x 12 x 15"	KOSG72.H	□□□	□□□	70.0#	803
		78 x 12 x 15"	KOSG78.H	□□□	□□□	75.0#	861
		84 x 12 x 15"	KOSG84.H	□□□	□□□	80.0#	876
		96 x 12 x 15"	KOSG96.H	□□□	□□□	90.0#	924
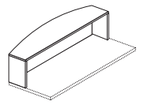 ARGRD	**Bow Front Reception Gallery** • Transaction top is 18" deep with 6" overhang • Installed height is 44" • Clearance above desk top is 14" • Desk specified separately	24 x 18 x 15"	KBOSG24.H	□□□	□□□	35.0#	$ 532
		30 x 18 x 15"	KBOSG30.H	□□□	□□□	40.0#	548
		36 x 18 x 15"	KBOSG36.H	□□□	□□□	45.0#	595
		42 x 18 x 15"	KBOSG42.H	□□□	□□□	50.0#	622
		48 x 18 x 15"	KBOSG48.H	□□□	□□□	55.0#	639
		54 x 18 x 15"	KBOSG54.H	□□□	□□□	60.0#	704
		60 x 18 x 15"	KBOSG60.H	□□□	□□□	65.0#	730
		66 x 18 x 15"	KBOSG66.H	□□□	□□□	70.0#	751
		72 x 18 x 15"	KBOSG72.H	□□□	□□□	75.0#	864
		78 x 18 x 15"	KBOSG78.H	□□□	□□□	80.0#	923
		84 x 18 x 15"	KBOSG84.H	□□□	□□□	85.0#	937
		96 x 18 x 15"	KBOSG96.H	□□□	□□□	95.0#	987
			Ⓐ	Ⓑ	Ⓒ		

HOW TO ORDER

Indicate the following information on order form:
1. Quantity of each item.
2. Model number, including options. See "How To Build a Model Number".
3. Any special service required.

Note: • The □ indicates that a choice is required.
- The absence of the □ indicates that no choice is required.
- Alpha-numeric characters in place of □ indicate that no other alternatives are available.

HOW TO BUILD A MODEL NUMBER

Ⓐ Select basic model.

Ⓑ Select horizontal surface finish.
Refer to the **Product Color Options** page in this price list.

Ⓒ Select vertical surface finish.
Refer to the **Product Color Options** page in this price list.

SPECIAL SERVICES

Special Carton Marking

With specially marked information	N/C

Shipping

Ships **knocked down, FOB KI-Aristotle Brampton, ON L6T 5T6, freight prepaid.** Freight class 85.

Specifications and prices are subject to change without prior notice.

Aristotle® Classic Storage
Gallery Reception Desks

Aristotle® Classic Storage
Gallery Reception Desks

	MODEL	W x D x H	MODEL NUMBER Basic Model	Horizontal Surface Finish	Vertical Surface Finish	Approx. Packaged Weight	Delivered Pricing
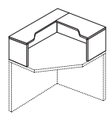 ARGRD	**Corner Reception Gallery - 36"x36"** • Transaction top is 9" deep with 12" corners • Installed height is 44" • Clearance above desk top is 14" • Desk specified separately	36 x 36 x 15"	KOSGC36.H	□□□	□□□	45.0#	$ 970
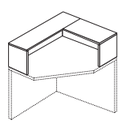 ARGRD	**Corner Reception Gallery - 42"x42"** • Transaction top is 9" deep with 12" corners • Installed height is 44" • Clearance above desk top is 14" • Desk specified separately	42 x 42 x 15"	KOSGC42.H	□□□	□□□	55.0#	$ 1012
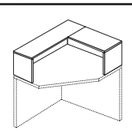 ARGRD	**Corner Reception Gallery - 48"x48"** • Transaction top is 9" deep with 12" corners • Installed height is 44" • Clearance above desk top is 14" • Desk specified separately	48 x 48 x 15"	KOSGC48.H	□□□	□□□	65.0#	$ 1057
			Ⓐ	Ⓑ	Ⓒ		

HOW TO ORDER

Indicate the following information on order form:
1. Quantity of each item.
2. Model number, including options. See "How To Build a Model Number".
3. Any special service required.

Note: • The □ indicates that a choice is required.
- The absence of the □ indicates that no choice is required.
- Alpha-numeric characters in place of □ indicate that no other alternatives are available.

HOW TO BUILD A MODEL NUMBER

Ⓐ Select basic model.

Ⓑ Select horizontal surface finish.
Refer to the **Product Color Options** page in this price list.

Ⓒ Select vertical surface finish.
Refer to the **Product Color Options** page in this price list.

SPECIAL SERVICES

Special Carton Marking

With specially marked information	N/C

Shipping

Ships **knocked down, FOB KI-Aristotle Brampton, ON L6T 5T6, freight prepaid.** Freight class 85.

Specifications and prices are subject to change without prior notice.

Aristotle® Classic Storage
Extended Corner Reception Gallery

Aristotle® Classic Storage
Extended Corner Reception Gallery

	MODEL	W x D x H	MODEL NUMBER Basic Model	Horizontal Surface Finish	Vertical Surface Finish	Approx. Packaged Weight	Delivered Pricing
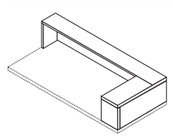	**Extended Corner Reception Gallery-24", Left** • Transaction top is 9" deep with 12" corners • Installed height is 44" • Clearance above desk top is 14" • Desk specified separately	60 x 24 x 15"	KOSGCL6024.H	□□□	□□□	70.0#	$ 958
		66 x 24 x 15"	KOSGCL6624.H	□□□	□□□	75.0#	964
		72 x 24 x 15"	KOSGCL7224.H	□□□	□□□	80.0#	970
		84 x 24 x 15"	KOSGCL8424.H	□□□	□□□	90.0#	1001
		96 x 24 x 15"	KOSGCL9624.H	□□□	□□□	100.0#	1025
ARGRD							
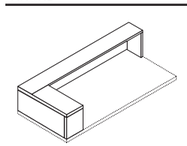	**Extended Corner Reception Gallery-24", Right** • Transaction top is 9" deep with 12" corners • Installed height is 44" • Clearance above desk top is 14" • Desk specified separately	60 x 24 x 15"	KOSGCR6024.H	□□□	□□□	70.0#	$ 958
		66 x 24 x 15"	KOSGCR6624.H	□□□	□□□	75.0#	964
		72 x 24 x 15"	KOSGCR7224.H	□□□	□□□	80.0#	970
		84 x 24 x 15"	KOSGCR8424.H	□□□	□□□	90.0#	1001
		96 x 24 x 15"	KOSGCR9624.H	□□□	□□□	100.0#	1025
ARGRD							
			Ⓐ	Ⓑ	Ⓒ		

HOW TO ORDER

Indicate the following information on order form:
1. Quantity of each item.
2. Model number, including options. See "How To Build a Model Number".
3. Any special service required.

Note: • The □ indicates that a choice is required.
- The absence of the □ indicates that no choice is required.
- Alpha-numeric characters in place of □ indicate that no other alternatives are available.

HOW TO BUILD A MODEL NUMBER

Ⓐ Select basic model.

Ⓑ Select horizontal surface finish.
Refer to the **Product Color Options** page in this price list.

Ⓒ Select vertical surface finish.
Refer to the **Product Color Options** page in this price list.

SPECIAL SERVICES

Special Carton Marking

With specially marked information	N/C

Shipping

Ships **knocked down, FOB KI-Aristotle Brampton, ON L6T 5T6, freight prepaid.** Freight class 85.

Specifications and prices are subject to change without prior notice.

Aristotle® Classic Storage
Extended Corner Reception Gallery

Aristotle® Classic Storage
Extended Corner Reception Gallery

	MODEL	W x D x H	MODEL NUMBER Basic Model	Horizontal Surface Finish	Vertical Surface Finish	Approx. Packaged Weight	Delivered Pricing
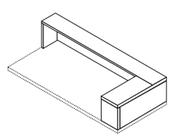	**Extended Corner Reception Gallery-30", Left** • Transaction top is 9" deep with 12" corners • Installed height is 44" • Clearance above desk top is 14" • Desk specified separately	60 x 30 x 15"	KOSGCL6030.H	□□□	□□□	75.0#	$ 970
		66 x 30 x 15"	KOSGCL6630.H	□□□	□□□	80.0#	982
		72 x 30 x 15"	KOSGCL7230.H	□□□	□□□	85.0#	1001
		84 x 30 x 15"	KOSGCL8430.H	□□□	□□□	95.0#	1025
		96 x 30 x 15"	KOSGCL9630.H	□□□	□□□	105.0#	1050
ARGRD							
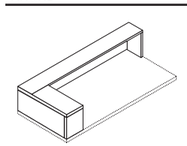	**Extended Corner Reception Gallery-30", Right** • Transaction top is 9" deep with 12" corners • Installed height is 44" • Clearance above desk top is 14" • Desk specified separately	60 x 30 x 15"	KOSGCR6030.H	□□□	□□□	75.0#	$ 970
		66 x 30 x 15"	KOSGCR6630.H	□□□	□□□	80.0#	982
		72 x 30 x 15"	KOSGCR7230.H	□□□	□□□	85.0#	1001
		84 x 30 x 15"	KOSGCR8430.H	□□□	□□□	95.0#	1025
		96 x 30 x 15"	KOSGCR9630.H	□□□	□□□	105.0#	1050
ARGRD							
			Ⓐ	Ⓑ	Ⓒ		

HOW TO ORDER

Indicate the following information on order form:
1. Quantity of each item.
2. Model number, including options. See "How To Build a Model Number".
3. Any special service required.

Note: • The □ indicates that a choice is required.
- The absence of the □ indicates that no choice is required.
- Alpha-numeric characters in place of □ indicate that no other alternatives are available.

HOW TO BUILD A MODEL NUMBER

Ⓐ Select basic model.

Ⓑ Select horizontal surface finish.
Refer to the **Product Color Options** page in this price list.

Ⓒ Select vertical surface finish.
Refer to the **Product Color Options** page in this price list.

SPECIAL SERVICES

Special Carton Marking

With specially marked information	N/C

Shipping

Ships **knocked down, FOB KI-Aristotle Brampton, ON L6T 5T6, freight prepaid.** Freight class 85.

Specifications and prices are subject to change without prior notice.

Aristotle® Classic Storage
Extended Corner Reception Gallery

Aristotle® Classic Storage
Extended Corner Reception Gallery

	MODEL	W x D x H	MODEL NUMBER Basic Model	Horizontal Surface Finish	Vertical Surface Finish	Approx. Packaged Weight	Delivered Pricing
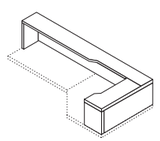	**Extended Corner Reception Gallery-36", Left** • Transaction top is 9" deep with 12" corners • Installed height is 44" • Clearance above desk top is 14" • Desk specified separately	60 x 36 x 15"	KOSGCL6036.H	□□□	□□□	80.0#	$ 1001
		66 x 36 x 15"	KOSGCL6636.H	□□□	□□□	85.0#	1010
		72 x 36 x 15"	KOSGCL7236.H	□□□	□□□	90.0#	1025
		84 x 36 x 15"	KOSGCL8436.H	□□□	□□□	100.0#	1050
		96 x 36 x 15"	KOSGCL9636.H	□□□	□□□	110.0#	1071
ARGRD							
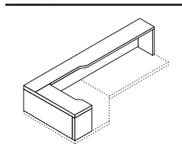	**Extended Corner Reception Gallery-36", Right** • Transaction top is 9" deep with 12" corners • Installed height is 44" • Clearance above desk top is 14" • Desk specified separately	60 x 36 x 15"	KOSGCR6036.H	□□□	□□□	80.0#	$ 1001
		66 x 36 x 15"	KOSGCR6636.H	□□□	□□□	85.0#	1010
		72 x 36 x 15"	KOSGCR7236.H	□□□	□□□	90.0#	1025
		84 x 36 x 15"	KOSGCR8436.H	□□□	□□□	100.0#	1050
		96 x 36 x 15"	KOSGCR9636.H	□□□	□□□	110.0#	1071
ARGRD							
			Ⓐ	Ⓑ	Ⓒ		

HOW TO ORDER

Indicate the following information on order form:
1. Quantity of each item.
2. Model number, including options. See "How To Build a Model Number".
3. Any special service required.

Note: • The □ indicates that a choice is required.
- The absence of the □ indicates that no choice is required.
- Alpha-numeric characters in place of □ indicate that no other alternatives are available.

HOW TO BUILD A MODEL NUMBER

Ⓐ Select basic model.

Ⓑ Select horizontal surface finish.
Refer to the **Product Color Options** page in this price list.

Ⓒ Select vertical surface finish.
Refer to the **Product Color Options** page in this price list.

SPECIAL SERVICES

Special Carton Marking

With specially marked information	N/C

Shipping

Ships **knocked down, FOB KI-Aristotle Brampton, ON L6T 5T6, freight prepaid.** Freight class 85.

Specifications and prices are subject to change without prior notice.

Aristotle® Classic Storage
Extended Corner Reception Gallery

Aristotle® Classic Storage
Extended Corner Reception Gallery

	MODEL	W x D x H	MODEL NUMBER Basic Model	Horizontal Surface Finish	Vertical Surface Finish	Approx. Packaged Weight	Delivered Pricing
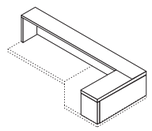	**Extended Corner Reception Gallery-42", Left** • Transaction top is 9" deep with 12" corners • Installed height is 44" • Clearance above desk top is 14" • Desk specified separately	66 x 42 x 15"	KOSGCL6642.H	□□□	□□□	90.0#	$ 1033
		72 x 42 x 15"	KOSGCL7242.H	□□□	□□□	95.0#	1050
		84 x 42 x 15"	KOSGCL8442.H	□□□	□□□	105.0#	1071
		96 x 42 x 15"	KOSGCL9642.H	□□□	□□□	115.0#	1098
ARGRD							
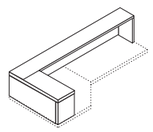	**Extended Corner Reception Gallery-42", Right** • Transaction top is 9" deep with 12" corners • Installed height is 44" • Clearance above desk top is 14" • Desk specified separately	66 x 42 x 15"	KOSGCR6642.H	□□□	□□□	90.0#	$ 1033
		72 x 42 x 15"	KOSGCR7242.H	□□□	□□□	95.0#	1050
		84 x 42 x 15"	KOSGCR8442.H	□□□	□□□	105.0#	1071
		96 x 42 x 15"	KOSGCR9642.H	□□□	□□□	115.0#	1098
ARGRD							
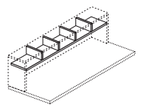	**Reception Gallery Paper Sorter Insert** • Field installed • Not compatible with corner galleries • Not compatible with tackboards • 3-1/4" clearance in cubbies • Reception gallery specified separately	22 x 11 x 4-1/2"	KGPS24.H	□□□	□□□	14.0#	$ 476
		28 x 11 x 4-1/2"	KGPS30.H	□□□	□□□	17.0#	507
		34 x 11 x 4-1/2"	KGPS36.H	□□□	□□□	20.0#	537
		40 x 11 x 4-1/2"	KGPS42.H	□□□	□□□	23.0#	567
		46 x 11 x 4-1/2"	KGPS48.H	□□□	□□□	26.0#	600
		52 x 11 x 4-1/2"	KGPS54.H	□□□	□□□	29.0#	630
AROVD		58 x 11 x 4-1/2"	KGPS60.H	□□□	□□□	32.0#	662
		64 x 11 x 4-1/2"	KGPS66.H	□□□	□□□	35.0#	692
		70 x 11 x 4-1/2""	KGPS72.H	□□□	□□□	38.0#	725
		76 x 11 x 4-1/2"	KGPS78.H	□□□	□□□	41.0#	760
			Ⓐ	Ⓑ	Ⓒ		

HOW TO ORDER

Indicate the following information on order form:
1. Quantity of each item.
2. Model number, including options. See "How To Build a Model Number".
3. Any special service required.

Note: • The □ indicates that a choice is required.
- The absence of the □ indicates that no choice is required.
- Alpha-numeric characters in place of □ indicate that no other alternatives are available.

HOW TO BUILD A MODEL NUMBER

Ⓐ Select basic model.

Ⓑ Select horizontal surface finish.
Refer to the **Product Color Options** page in this price list.

Ⓒ Select vertical surface finish.
Refer to the **Product Color Options** page in this price list.

SPECIAL SERVICES

Special Carton Marking

With specially marked information	N/C

Shipping

Ships **knocked down, FOB KI-Aristotle Brampton, ON L6T 5T6, freight prepaid.** Freight class 85.

Specifications and prices are subject to change without prior notice.

Aristotle® Classic Storage
Hanging Pedestals

Aristotle® Classic Storage
Hanging Pedestals

	MODEL	W x D x H	MODEL NUMBER: Basic Model (A)	Vertical Surface Finish (B)	Pull Option (C)	Key Option (D)	Approx. Packaged Weight	Delivered Pricing
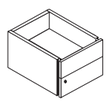 ARHPD	**Hanging Pedestal-Box/Box** • Standard with all drawers locking • Pencil tray standard in upper box drawer • Integral pull is standard; use xxx2 for optional pulls	15-1/2 x 19 x 14"	KH2B.H	□□□	□□□□	□□	40.0#	$ 705
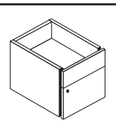 ARHPD	**Hanging Pedestal-Box/File** • Standard with both drawers locking • File drawer accommodates letter/legal filing • Pencil tray standard in box drawer • Integral pull is standard; use xxx2 for optional pulls	15-1/2 x 19 x 19"	KHBF.H	□□□	□□□□	□□	55.0#	$ 818
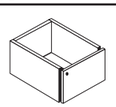 ARHPD	**Hanging Pedestal-File** • Standard with all drawers locking • File drawer accommodates letter/legal filing • Integral pull is standard; use xxx1 for optional pulls	15-1/2 x 19 x 14"	KHF.H	□□□	□□□□	□□	45.0#	$ 673

Ⓐ Ⓑ Ⓒ Ⓓ

HOW TO ORDER

Indicate the following information on order form:
1. Quantity of each item.
2. Model number, including options. See "How To Build a Model Number".
3. Any special service required.

Note: • The □ indicates that a choice is required.
- The absence of the □ indicates that no choice is required.
- Alpha-numeric characters in place of □ indicate that no other alternatives are available.

HOW TO BUILD A MODEL NUMBER

Ⓐ Select basic model.

Ⓑ Select vertical surface finish.
Refer to the **Product Color Options** page in this price list.

Ⓒ Select pull option.

NP	- Standard integral pull
BPA	- Silver bar pull (1); add $13
BPA2	- Silver bar pull (2); add $26
KIB	- Waterfall black pull (1); add $13
KIB2	- Waterfall black pull (2); add $26
KIS	- Waterfall silver pull (1); add $13
KIS2	- Waterfall silver pull (2); add $26
RCP	- Rectangular silver pull (1); add $13
RCP2	- Rectangular silver pull (2); add $26

Ⓓ Select key option.

KA	- Key alike
KS	- Key standard

SPECIAL SERVICES

Special Carton Marking

With specially marked information N/C

Shipping

Ships **assembled, FOB KI-Aristotle Brampton, ON L6T 5T6, freight prepaid.** Freight class 85.

Specifications and prices are subject to change without prior notice.

Aristotle® Classic Storage
Full Height Pedestals

Aristotle® Classic Storage
Full Height Pedestals

	MODEL	W x D x H	MODEL NUMBER: Basic Model	Vertical Surface Finish	Pull Option	Key Option	Approx. Packaged Weight	Delivered Pricing
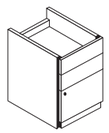	**Full Height Pedestal-Box/Box/File** • Standard with all drawers locking • Pencil tray standard in upper box drawer • File drawer accommodates letter/legal filing • Integral pull is standard; use xxx3 for optional pulls	15-1/2 x 19 x 28”	KF2BF.H	□□□	□□□□	□□	85.0#	$ 1072
ARHPD								
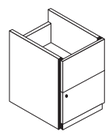	**Full Height Pedestal-File/File** • Standard with all drawers locking • File drawer accommodates letter/legal filing • Integral pull is standard; use xxx2 for optional pulls	15-1/2 x 19 x 28”	KF2F.H	□□□	□□□□	□□	85.0#	$ 1072
ARHPD								
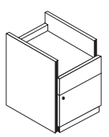	**Full Height Pedestal-Shelf/Box/File** • Standard with both drawers locking • Pencil tray standard in box drawer • File drawer accommodates letter/legal filing • Integral pull is standard; use xxx2 for optional pulls	15-1/2 x 19 x 28”	KFSBF.H	□□□	□□□□	□□	80.0#	$ 1072
ARHPD								

Ⓐ Ⓑ Ⓒ Ⓓ

HOW TO ORDER

Indicate the following information on order form:
1. Quantity of each item.
2. Model number, including options. See “How To Build a Model Number”.
3. Any special service required.

Note: • The □ indicates that a choice is required.
- The absence of the □ indicates that no choice is required.
- Alpha-numeric characters in place of □ indicate that no other alternatives are available.

HOW TO BUILD A MODEL NUMBER

Ⓐ Select basic model.

Ⓑ Select vertical surface finish.
Refer to the **Product Color Options** page in this price list.

Ⓒ Select pull option.

NP	- Standard integral pull
BPA2	- Silver bar pull (2); add $26
BPA3	- Silver bar pull (3); add $39
KIB2	- Waterfall black pull (2); add $26
KIB3	- Waterfall black pull (3); add $39
KIS2	- Waterfall silver pull (2); add $26
KIS3	- Waterfall silver pull (3); add $39
RCP2	- Rectangular silver pull (2); add $26
RCP3	- Rectangular silver pull (3); add $39

Ⓓ Select key option.

KA	- Key alike
KS	- Key standard

SPECIAL SERVICES

Special Carton Marking

With specially marked information N/C

Shipping

Ships **assembled, FOB KI-Aristotle Brampton, ON L6T 5T6, freight prepaid.** Freight class 85.

Specifications and prices are subject to change without prior notice.

Aristotle® Classic Storage
Mobile Pedestals

Aristotle® Classic Storage
Mobile Pedestals

	MODEL	W x D x H	MODEL NUMBER: Basic Model	Horizontal Surface Finish	Vertical Surface Finish	Pull Option	Key Option	Approx. Packaged Weight	Delivered Pricing
 ARHPD	**Mobile Pedestal-Box/File** • 5/8" thick top • Standard with both drawers locking • File drawer accommodates letter/legal filing • Pencil tray standard in box drawer • Integral pull is standard; use xxx2 for optional pulls • 5 wheel anti-tip feature standard	15-1/2 x 19 x 21-1/2"	KMBF.H	□□□	□□□	□□□□	□□	80.0#	$ 1072
 ARHPD	**Mobile Pedestal-Box/Box/File** • 5/8" thick top • Standard with all drawers locking • File drawer accommodates letter/legal filing • Pencil tray standard in upper box drawer • Integral pull is standard; use xxx3 for optional pulls • 5 wheel anti-tip feature standard	15-1/2 x 19 x 27-3/4"	KM2BF.H	□□□	□□□	□□□□	□□	95.0#	$ 1194
 ARHPD	**Full Height Pedestal-File/File** • 5/8" thick top • Standard with all drawers locking • File drawer accommodates letter/legal filing • Integral pull is standard; use xxx2 for optional pulls • 5 wheel anti-tip feature standard	15-1/2 x 19 x 27-3/4"	KM2F.H	□□□	□□□	□□□□	□□	95.0#	$ 1194
 ARHPD	**Mobile Pedestal-Shelf/Box/File** • 5/8" thick top • Standard with both drawers locking • File drawer accommodates letter/legal filing • Pencil tray standard in box drawer • Integral pull is standard; use xxx2 for optional pulls • 5 wheel anti-tip feature standard	15-1/2 x 19 x 27-3/4"	KMSBF.H	□□□	□□□	□□□□	□□	95.0#	$ 1194
			Ⓐ	Ⓑ	Ⓒ	Ⓓ	Ⓔ		

HOW TO ORDER

Indicate the following information on order form:
1. Quantity of each item.
2. Model number, including options. See "How To Build a Model Number".
3. Any special service required.

Note: • The □ indicates that a choice is required.
• The absence of the □ indicates that no choice is required.
• Alpha-numeric characters in place of □ indicate that no other alternatives are available.

HOW TO BUILD A MODEL NUMBER

Ⓐ Select basic model.

Ⓑ Select horizontal surface finish.
Refer to the **Product Color Options** page in this price list.

Ⓒ Select vertical surface finish.
Refer to the **Product Color Options** page in this price list.

Ⓓ Select pull option.

NP	- Standard integral pull
BPA2	- Silver bar pull (2); add $26
BPA3	- Silver bar pull (3); add $39
KIB2	- Waterfall black pull (2); add $26
KIB3	- Waterfall black pull (3); add $39
KIS2	- Waterfall silver pull (2); add $26
KIS3	- Waterfall silver pull (3); add $39
RCP2	- Rectangular silver pull (2); add $26
RCP3	- Rectangular silver pull (3); add $39

Ⓔ Select key option.

KA	- Key alike
KS	- Key standard

SPECIAL SERVICES

Special Carton Marking

With specially marked information N/C

Shipping

Ships **assembled, FOB KI-Aristotle Brampton, ON L6T 5T6, freight prepaid.** Freight class 85.

Specifications and prices are subject to change without prior notice.

Aristotle® Classic Storage
Lateral Files-Under Desk

Aristotle® Classic Storage
Lateral Files-Under Desk

	MODEL	W x D x H	MODEL NUMBER Basic Model	Vertical Surface Finish	Pull Option	Key Option	Approx. Packaged Weight	Delivered Pricing
 ARHPD	**Lateral File-Two Drawer Under Desk** • Fits below 20, 24, or 30" deep desk shell • Vertical grain standard on fronts • Accommodates letter and legal filing • Steel drawers with heavy duty full extension ball bearing slides • Integral pull is standard; use xxx2 for optional pulls • Locking • Units feature bottom toe kick • Intended for use within office, and complementary to adjacent storage pieces	30 x 19 x 28"	KLFT30.H	□□□	□□□□	□□	105.0#	$ 1602
		36 x 19 x 28"	KLFT36.H	□□□	□□□□	□□	125.0#	1650
			Ⓐ	Ⓑ	Ⓒ	Ⓓ		

HOW TO ORDER

Indicate the following information on order form:
1. Quantity of each item.
2. Model number, including options. See "How To Build a Model Number".
3. Any special service required.

Note: • The □ indicates that a choice is required.
• The absence of the □ indicates that no choice is required.
• Alpha-numeric characters in place of □ indicate that no other alternatives are available.

HOW TO BUILD A MODEL NUMBER

Ⓐ Select basic model.

Ⓑ Select vertical surface finish.
Refer to the **Product Color Options** page in this price list.

Ⓒ Select pull option.

NP	- Standard integral pull
BPA2	- Silver bar pull (2); add $26
KIB2	- Waterfall black pull (2); add $26
KIS2	- Waterfall silver pull (2); add $26
RCP2	- Rectangular silver pull (2); add $26

Ⓓ Select key option.

KA	- Key alike
KS	- Key standard

SPECIAL SERVICES

Special Carton Marking

With specially marked information N/C

Shipping

Ships **assembled, FOB KI-Aristotle Brampton, ON L6T 5T6, freight prepaid.** Freight class 85.

Specifications and prices are subject to change without prior notice.

Aristotle® Classic Storage
Lateral Files-Integrated

Aristotle® Classic Storage
Lateral Files-Integrated

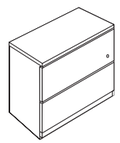

ARHPD

MODEL	W x D x H	MODEL NUMBER: Basic Model (A)	Horizontal Surface Finish (B)	Vertical Surface Finish (C)	Pull Option (D)	Key Option (E)	Approx. Packaged Weight	Delivered Pricing
Lateral File-Two Drawer Integrated • Matches depth and height of adjacent items • Vertical grain standard on fronts • Accommodates letter and legal filing • Steel drawers with heavy duty full extension ball bearing slides • Integral pull is standard; use xxx2 for optional pulls • Locking • Units feature bottom toe kick • Intended for use within office, and complementary to adjacent storage pieces	30 x 20 x 29”	KLF23020.H	□□□	□□□	□□□□	□□	105.0#	$ 1704
	30 x 24 x 29”	KLF23024.H	□□□	□□□	□□□□	□□	115.0#	1746
	36 x 20 x 29”	KLF23620.H	□□□	□□□	□□□□	□□	130.0#	1769
	36 x 24 x 29”	KLF23624.H	□□□	□□□	□□□□	□□	140.0#	1925

Ⓐ Ⓑ Ⓒ Ⓓ Ⓔ

HOW TO ORDER

Indicate the following information on order form:
1. Quantity of each item.
2. Model number, including options. See “How To Build a Model Number”.
3. Any special service required.

Note: • The □ indicates that a choice is required.
• The absence of the □ indicates that no choice is required.
• Alpha-numeric characters in place of □ indicate that no other alternatives are available.

HOW TO BUILD A MODEL NUMBER

Ⓐ Select basic model.

Ⓑ Select horizontal surface finish.
Refer to the **Product Color Options** page in this price list.

Ⓒ Select vertical surface finish.
Refer to the **Product Color Options** page in this price list.

Ⓓ Select pull option.

NP	- Standard integral pull
BPA2	- Silver bar pull (2); add $26
KIB2	- Waterfall black pull (2); add $26
KIS2	- Waterfall silver pull (2); add $26
RCP2	- Rectangular silver pull (2); add $26

Ⓔ Select key option.

KA	- Key alike
KS	- Key standard

SPECIAL SERVICES

Special Carton Marking

With specially marked information N/C

Shipping

Ships **assembled, FOB KI-Aristotle Brampton, ON L6T 5T6, freight prepaid.** Freight class 85.

Specifications and prices are subject to change without prior notice.

Aristotle® Classic Storage
Lateral Files-Freestanding

Aristotle® Classic Storage
Lateral Files-Freestanding

	MODEL	W x D x H	MODEL NUMBER: Basic Model	Horizontal Surface Finish	Vertical Surface Finish	Pull Option	Key Option	Approx. Packaged Weight	Delivered Pricing
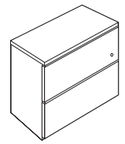 ARHPD	**Lateral File-Two Drawer Freestanding** • Anti-tip interlock mechanism • Horizontal grain standard on fronts • Accommodates letter and legal filing • Steel drawers with heavy duty full extension ball bearing slides • Integral pull is standard; use xxx2 for optional pulls • Locking • Intended for freestanding/archival storage applications • No toe kick	30 x 20 x 30”	KSLF23020.H	□□□	□□□	□□□□	□□	105.0#	$ 1704
		36 x 20 x 30”	KSLF23620.H	□□□	□□□	□□□□	□□	130.0#	1769
 ARHPD	**Lateral File-Three Drawer Freestanding** • Anti-tip interlock mechanism • Horizontal grain standard on fronts • Accommodates letter and legal filing • Steel drawers with heavy duty full extension ball bearing slides • Integral pull is standard; use xxx3 for optional pulls • 2 locks, keyed alike • Intended for freestanding/archival storage applications • No toe kick	30 x 20 x 44”	KSLF33020.H	□□□	□□□	□□□□	□□	175.0#	$ 2371
		36 x 20 x 44”	KSLF33620.H	□□□	□□□	□□□□	□□	200.0#	2454
 ARHPD	**Lateral File-Four Drawer Freestanding** • Anti-tip interlock mechanism • Horizontal grain standard on fronts • Accommodates letter and legal filing • Steel drawers with heavy duty full extension ball bearing slides • Integral pull is standard; use xxx4 for optional pulls • 2 locks, keyed alike • Intended for freestanding/archival storage applications • No toe kick	30 x 20 x 58”	KSLF43020.H	□□□	□□□	□□□□	□□	220.0#	$ 2900
		36 x 20 x 58”	KSLF43620.H	□□□	□□□	□□□□	□□	260.0#	3002
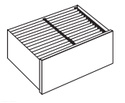 HRDPT	**Front-to-Back Filing Hardware** • Set of four bars accommodates one drawer • Specify one set per drawer as required		KFTBF					1.0#	$ 7
			Ⓐ	Ⓑ	Ⓒ	Ⓓ	Ⓔ		

HOW TO ORDER

Indicate the following information on order form:
1. Quantity of each item.
2. Model number, including options. See “How To Build a Model Number”.
3. Any special service required.

Note: • The □ indicates that a choice is required.
- The absence of the □ indicates that no choice is required.
- Alpha-numeric characters in place of □ indicate that no other alternatives are available.

HOW TO BUILD A MODEL NUMBER

Ⓐ Select basic model.

Ⓑ Select horizontal surface finish.
Refer to the **Product Color Options** page in this price list.

Ⓒ Select vertical surface finish.
Refer to the **Product Color Options** page in this price list.

Ⓓ Select pull option.

NP	- Standard integral pull
BPA2	- Silver bar pull (2); add $26
BPA3	- Silver bar pull (3); add $39
BPA4	- Silver bar pull (4); add $51
KIB2	- Waterfall black pull (2); add $26
KIB3	- Waterfall black pull (3); add $39
KIB4	- Waterfall black pull (4); add $51
KIS2	- Waterfall silver pull (2); add $26
KIS3	- Waterfall silver pull (3); add $39
KIS4	- Waterfall silver pull (4); add $51
RCP2	- Rectangular silver pull (2); add $26
RCP3	- Rectangular silver pull (3); add $39
RCP4	- Rectangular silver pull (4); add $51

Ⓔ Select key option.

KA	- Key alike
KS	- Key standard
KA	- Key alike
KS	- Key standard

SPECIAL SERVICES

Special Carton Marking

With specially marked information N/C

Shipping
Ships **assembled, FOB KI-Aristotle Brampton, ON L6T 5T6, freight prepaid.** Freight class 85.

Specifications and prices are subject to change without prior notice.

Aristotle® Classic Storage
Lower Storage Units - Under Desk

Aristotle® Classic Storage
Lower Storage Units - Under Desk

	MODEL	W x D x H	MODEL NUMBER Basic Model	Vertical Surface Finish	Pull Option	Key Option	Approx. Packaged Weight	Delivered Pricing
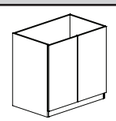 ARHPD	**Storage Cabinet-Under Desk, Nonlocking** • Fits below 20", 24" or 30" desk shell • Includes one 33-3/8" wide adjustable shelf • Non-locking • Integral pull is standard; use xxx2 for optional pulls • Cabinet fronts are not grain-matched	30 x 19 x 28"	KSCT30.H	□□□	□□□□		80.0#	$ 726
		36 x 19 x 28"	KSCT36.H	□□□	□□□□		90.0#	767
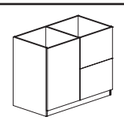 ARHPD	**Storage and File Cabinet-Under Desk, Nonlocking** • Fits below 20", 24" or 30" desk shell • Includes one 33-3/8" wide adjustable shelf • Two files drawers on right • Non-locking • Integral pull is standard; use xxx3 for optional pulls	36 x 19 x 28"	KBSCT.H	□□□	□□□□		110.0#	$ 1192
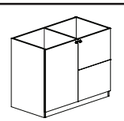 ARHPD	**Storage and File Cabinet-Under Desk, Locking** • Fits below 20", 24" or 30" desk shell • Includes one 33-3/8" wide adjustable shelf • Two files drawers on right • Locking, two locks keyed alike • Integral pull is standard; use xxx3 for optional pulls	36 x 19 x 28"	KBSCTL.H	□□□	□□□□	□□	110.0#	$ 1341
			Ⓐ	Ⓑ	Ⓒ	Ⓓ		

HOW TO ORDER

Indicate the following information on order form:
1. Quantity of each item.
2. Model number, including options. See "How To Build a Model Number".
3. Any special service required.

Note: • The □ indicates that a choice is required.
- The absence of the □ indicates that no choice is required.
- Alpha-numeric characters in place of □ indicate that no other alternatives are available.

HOW TO BUILD A MODEL NUMBER

Ⓐ Select basic model.

Ⓑ Select vertical surface finish.
Refer to the **Product Color Options** page in this price list.

Ⓒ Select pull option.

NP	- Standard integral pull
BPA2	- Silver bar pull (2); add $26
BPA3	- Silver bar pull (3); add $39
KIB2	- Waterfall black pull (2); add $26
KIB3	- Waterfall black pull (3); add $39
KIS2	- Waterfall silver pull (2); add $26
KIS3	- Waterfall silver pull (3); add $39
RCP2	- Rectangular silver pull (2); add $26
RCP3	- Rectangular silver pull (3); add $39

Ⓓ Select key option.

KA	- Key alike
KS	- Key standard

SPECIAL SERVICES

Special Carton Marking

With specially marked information N/C

Shipping

Ships **assembled, FOB KI-Aristotle Brampton, ON L6T 5T6, freight prepaid.** Freight class 85.

Specifications and prices are subject to change without prior notice.

Aristotle® Classic Storage
Lower Storage Units - Under Desk

Aristotle® Classic Storage
Lower Storage Units - Under Desk

	MODEL	W x D x H	MODEL NUMBER: Basic Model	Vertical Surface Finish	Pull Option	Key Option	Approx. Packaged Weight	Delivered Pricing
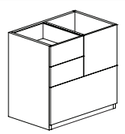 ARHPD	**Multi-File Storage Cabinet-Under Desk** • Fits below 20", 24" or 30" desk shell • Two box drawers upper left • 12-1/2" wide closed storage upper right • Lower locking lateral file drawer • Integral pull is standard; use xxx4 for optional pulls • Cabinet fronts are not grain-matched	30 x 19 x 28"	KMFSBT30.H	□□□	□□□□	□□	105.0#	$ 1567
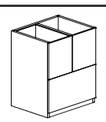 ARHPD	**Multi-File Storage Cabinet-Under Desk** • Fits below 20", 24" or 30" desk shell • File drawer upper left • 12-1/2" wide closed storage upper right • Lower locking lateral file drawer • Integral pull is standard; use xxx3 for optional pulls • Cabinet fronts are not grain-matched	30 x 19 x 28"	KMFSFT30.H	□□□	□□□□	□□	105.0#	$ 1567
			Ⓐ	Ⓑ	Ⓒ	Ⓓ		

HOW TO ORDER

Indicate the following information on order form:
1. Quantity of each item.
2. Model number, including options. See "How To Build a Model Number".
3. Any special service required.

Note: • The □ indicates that a choice is required.
• The absence of the □ indicates that no choice is required.
• Alpha-numeric characters in place of □ indicate that no other alternatives are available.

HOW TO BUILD A MODEL NUMBER

Ⓐ Select basic model.

Ⓑ Select vertical surface finish.
Refer to the **Product Color Options** page in this price list.

Ⓒ Select pull option.

NP	- Standard integral pull
BPA3	- Silver bar pull (3); add $39
BPA4	- Silver bar pull (4); add $51
KIB3	- Waterfall black pull (3); add $39
KIB4	- Waterfall black pull (4); add $51
KIS3	- Waterfall silver pull (3); add $39
KIS4	- Waterfall silver pull (4); add $51
RCP3	- Rectangular silver pull (3); add $39
RCP4	- Rectangular silver pull (4); add $51

Ⓓ Select key option.

KA	- Key alike
KS	- Key standard

SPECIAL SERVICES

Special Carton Marking

With specially marked information N/C

Shipping

Ships **assembled, FOB KI-Aristotle Brampton, ON L6T 5T6, freight prepaid.** Freight class 85.

Specifications and prices are subject to change without prior notice.

Aristotle® Classic Storage
Lower Storage Units - Freestanding

Aristotle® Classic Storage
Lower Storage Units - Freestanding

	MODEL	W x D x H	MODEL NUMBER Basic Model	Horizontal Surface Finish	Vertical Surface Finish	Pull Option	Key Option	Approx. Packaged Weight	Delivered Pricing
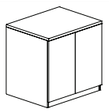 ARHPD	**Storage Cabinet-Freestanding, Non-locking** • Includes one 33-3/8" wide adjustable shelf • Non-locking • Integral pull is standard; use xxx2 for optional pulls • Cabinet fronts are not grain-matched	30 x 20 x 29"	KSC3020.H	□□□	□□□	□□□□		85.0#	$ 945
		30 x 24 x 29"	KSC3024.H	□□□	□□□	□□□□		95.0#	979
		36 x 20 x 29"	KSC3620.H	□□□	□□□	□□□□		100.0#	1008
		36 x 24 x 29"	KSC3624.H	□□□	□□□	□□□□		110.0#	1040
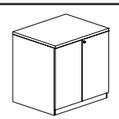 ARHPD	**Storage Cabinet-Freestanding, Locking** • Includes one 33-3/8" wide adjustable shelf • Locking • Integral pull is standard; use xxx2 for optional pulls	30 x 20 x 29"	KSCL3020.H	□□□	□□□	□□□□	□□	85.0#	$ 1068
		30 x 24 x 29"	KSCL3024.H	□□□	□□□	□□□□	□□	95.0#	1098
		36 x 20 x 29"	KSCL3620.H	□□□	□□□	□□□□	□□	100.0#	1146
		36 x 24 x 29"	KSCL3624.H	□□□	□□□	□□□□	□□	110.0#	1191
			Ⓐ	Ⓑ	Ⓒ	Ⓓ	Ⓔ		

HOW TO ORDER

Indicate the following information on order form:
1. Quantity of each item.
2. Model number, including options. See "How To Build a Model Number".
3. Any special service required.

Note: • The □ indicates that a choice is required.
• The absence of the □ indicates that no choice is required.
• Alpha-numeric characters in place of □ indicate that no other alternatives are available.

HOW TO BUILD A MODEL NUMBER

Ⓐ Select basic model.

Ⓑ Select horizontal surface finish.
Refer to the **Product Color Options** page in this price list.

Ⓒ Select vertical surface finish.
Refer to the **Product Color Options** page in this price list.

Ⓓ Select pull option.

NP	- Standard integral pull
BPA2	- Silver bar pull (2); add $26
KIB2	- Waterfall black pull (2); add $26
KIS2	- Waterfall silver pull (2); add $26
RCP2	- Rectangular silver pull (2); add $26

Ⓔ Select key option.

KA	- Key alike
KS	- Key standard

SPECIAL SERVICES

Special Carton Marking

With specially marked information N/C

Shipping

Ships **assembled, FOB KI-Aristotle Brampton, ON L6T 5T6, freight prepaid.** Freight class 85.

Specifications and prices are subject to change without prior notice.

Aristotle® Classic Storage
Lower Storage Units - Freestanding

Aristotle® Classic Storage
Lower Storage Units - Freestanding

	MODEL	W x D x H	MODEL NUMBER: Basic Model	Horizontal Surface Finish	Vertical Surface Finish	Pull Option	Key Option	Approx. Packaged Weight	Delivered Pricing
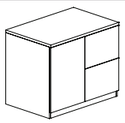 ARHPD	**Storage and File Cabinet-Freestanding, Nonlocking** • Left storage 18-1/2" wide • Two files drawers on right • Non-locking • Integral pull is standard; use xxx3 for optional pulls	36 x 20 x 29"	KBSC3620.H	□□□	□□□	□□□□		115.0#	$ 1370
		36 x 24 x 29"	KBSC3624.H	□□□	□□□	□□□□		125.0#	1393
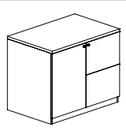 ARHPD	**Storage and File Cabinet-Freestanding, Locking** • Left storage 18-1/2" wide • Two files drawers on right • Locking, two locks keyed alike • Integral pull is standard; use xxx3 for optional pulls	36 x 20 x 29"	KBSCL3620.H	□□□	□□□	□□□□	□□	115.0#	$ 1568
		36 x 24 x 29"	KBSCL3624.H	□□□	□□□	□□□□	□□	125.0#	1582
			Ⓐ	Ⓑ	Ⓒ	Ⓓ	Ⓔ		

HOW TO ORDER

Indicate the following information on order form:
1. Quantity of each item.
2. Model number, including options. See "How To Build a Model Number".
3. Any special service required.

Note: • The □ indicates that a choice is required.
• The absence of the □ indicates that no choice is required.
• Alpha-numeric characters in place of □ indicate that no other alternatives are available.

HOW TO BUILD A MODEL NUMBER

Ⓐ Select basic model.

Ⓑ Select horizontal surface finish.
Refer to the **Product Color Options** page in this price list.

Ⓒ Select vertical surface finish.
Refer to the **Product Color Options** page in this price list.

Ⓓ Select pull option.

NP	- Standard integral pull
BPA3	- Silver bar pull (3); add $39
KIB3	- Waterfall black pull (3); add $39
KIS3	- Waterfall silver pull (3); add $39
RCP3	- Rectangular silver pull (3); add $39

Ⓔ Select key option.

KA	- Key alike
KS	- Key standard

SPECIAL SERVICES

Special Carton Marking

With specially marked information N/C

Shipping

Ships **assembled, FOB KI-Aristotle Brampton, ON L6T 5T6, freight prepaid.** Freight class 85.

Specifications and prices are subject to change without prior notice.

Aristotle® Classic Storage
Lower Storage Units - Freestanding

Aristotle® Classic Storage
Lower Storage Units - Freestanding

	MODEL	W x D x H	MODEL NUMBER: Basic Model	Horizontal Surface Finish	Vertical Surface Finish	Pull Option	Key Option	Approx. Packaged Weight	Delivered Pricing
	**Multi-File Storage Cabinet-Freestanding** • Two box drawers upper left • 12-1/2" wide closed storage upper right • Lower locking lateral file drawer • Integral pull is standard; use xxx4 for optional pulls • Cabinet fronts are not grain-matched	30 x 20 x 29"	KMFSB3020.H	□□□	□□□	□□□□	□□	105.0#	$ 1674
		30 x 24 x 29"	KMFSB3024.H	□□□	□□□	□□□□	□□	105.0#	1717
ARHPD									
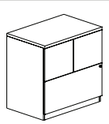	**Multi-File Storage Cabinet-Freestanding** • File drawer upper left • 12-1/2" wide closed storage upper right • Lower locking lateral file drawer • Integral pull is standard; use xxx3 for optional pulls • Cabinet fronts are not grain-matched	30 x 20 x 29"	KMFSF3020.H	□□□	□□□	□□□□	□□	105.0#	$ 1674
		30 x 24 x 29"	KMFSF3024.H	□□□	□□□	□□□□	□□	105.0#	1717
ARHPD									
			Ⓐ	Ⓑ	Ⓒ	Ⓓ	Ⓔ		

HOW TO ORDER

Indicate the following information on order form:
1. Quantity of each item.
2. Model number, including options. See "How To Build a Model Number".
3. Any special service required.

Note: • The □ indicates that a choice is required.
• The absence of the □ indicates that no choice is required.
• Alpha-numeric characters in place of □ indicate that no other alternatives are available.

HOW TO BUILD A MODEL NUMBER

Ⓐ Select basic model.

Ⓑ Select horizontal surface finish.
Refer to the **Product Color Options** page in this price list.

Ⓒ Select vertical surface finish.
Refer to the **Product Color Options** page in this price list.

Ⓓ Select pull option.

NP	- Standard integral pull
BPA3	- Silver bar pull (3); add $39
BPA4	- Silver bar pull (4); add $51
KIB3	- Waterfall black pull (3); add $39
KIB4	- Waterfall black pull (4); add $51
KIS3	- Waterfall silver pull (3); add $39
KIS4	- Waterfall silver pull (4); add $51
RCP3	- Rectangular silver pull (3); add $39
RCP4	- Rectangular silver pull (4); add $51

Ⓔ Select key option.

KA	- Key alike
KS	- Key standard

SPECIAL SERVICES

Special Carton Marking

With specially marked information	N/C

Shipping

Ships **assembled, FOB KI-Aristotle Brampton, ON L6T 5T6, freight prepaid.** Freight class 85.

Specifications and prices are subject to change without prior notice.

Aristotle® Classic Storage
24" Wide Storage Towers

Aristotle® Classic Storage
24" Wide Storage Towers

	MODEL	W x D x H	MODEL NUMBER: Basic Model	Horizontal Surface Finish (A)	Vertical Surface Finish (B)	Pull Option (C)	Lock Option (D)	Key Option (E)	Approx. Packaged Weight	Delivered Pricing
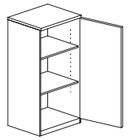	**Storage Tower-48" and 54" High, Right-Hinged Door** • Right-hinged door • 2 full-width adjustable shelves, 21-1/2" wide • Integral pull is standard; use xxx1 for optional pulls	24 x 20 x 48"	KST242048R.H	□□□	□□□	□□□□	□□	□□	160.0#	$ 1219
		24 x 24 x 48"	KST242448R.H	□□□	□□□	□□□□	□□	□□	165.0#	1311
		24 x 20 x 54"	KST242054R.H	□□□	□□□	□□□□	□□	□□	170.0#	1319
		24 x 24 x 54"	KST242454R.H	□□□	□□□	□□□□	□□	□□	180.0#	1393
ARHPD										
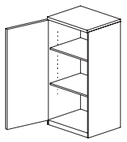	**Storage Tower-48" and 54" High, Left-Hinged Door** • Left-hinged door • 2 full-width adjustable shelves, 21-1/2" wide • Integral pull is standard; use xxx1 for optional pulls	24 x 20 x 48"	KST242048L.H	□□□	□□□	□□□□	□□	□□	160.0#	$ 1219
		24 x 24 x 48"	KST242448L.H	□□□	□□□	□□□□	□□	□□	165.0#	1311
		24 x 20 x 54"	KST242054L.H	□□□	□□□	□□□□	□□	□□	170.0#	1319
		24 x 24 x 54"	KST242454L.H	□□□	□□□	□□□□	□□	□□	180.0#	1393
ARHPD										
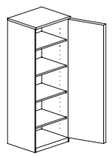	**Storage Tower-65" and 72" High, Right-Hinged Door** • Right-hinged door • 4 full-width adjustable shelves, 21-1/2" wide • Integral pull is standard; use xxx1 for optional pulls	24 x 20 x 65"	KST242065R.H	□□□	□□□	□□□□	□□	□□	175.0#	$ 1427
		24 x 24 x 65"	KST242465R.H	□□□	□□□	□□□□	□□	□□	180.0#	1651
		24 x 20 x 72"	KST242072R.H	□□□	□□□	□□□□	□□	□□	180.0#	1492
		24 x 24 x 72"	KST242472R.H	□□□	□□□	□□□□	□□	□□	190.0#	1704
ARHPD										
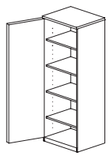	**Storage Tower-65" and 72" High, Left-Hinged Door** • Left-hinged door • 4 full-width adjustable shelves, 21-1/2" wide • Integral pull is standard; use xxx1 for optional pulls	24 x 20 x 65"	KST242065L.H	□□□	□□□	□□□□	□□	□□	175.0#	$ 1427
		24 x 24 x 65"	KST242465L.H	□□□	□□□	□□□□	□□	□□	180.0#	1651
		24 x 20 x 72"	KST242072L.H	□□□	□□□	□□□□	□□	□□	180.0#	1492
		24 x 24 x 72"	KST242472L.H	□□□	□□□	□□□□	□□	□□	190.0#	1704
ARHPD										
				Ⓐ	Ⓑ	Ⓒ	Ⓓ	Ⓔ	Ⓕ	

HOW TO ORDER

Indicate the following information on order form:
1. Quantity of each item.
2. Model number, including options. See "How To Build a Model Number".
3. Any special service required.

Note: • The □ indicates that a choice is required.
- The absence of the □ indicates that no choice is required.
- Alpha-numeric characters in place of □ indicate that no other alternatives are available.

HOW TO BUILD A MODEL NUMBER

Ⓐ Select basic model.

Ⓑ Select horizontal surface finish.
Refer to the **Product Color Options** page in this price list.

Ⓒ Select vertical surface finish.
Refer to the **Product Color Options** page in this price list.

Ⓓ Select pull option.

NP	- Standard integral pull
BPA	- Silver bar pull (1); add $13
KIB	- Waterfall black pull (1); add $13
KIS	- Waterfall silver pull (1); add $13
RCP	- Rectangular silver pull (1); add $13

Ⓔ Select lock option.

NL	- No lock (standard)
L	- With lock; add $82

Ⓕ Select key option.

KA	- Key alike
KS	- Key standard

SPECIAL SERVICES

Special Carton Marking

With specially marked information N/C

Shipping

Ships **assembled, FOB KI-Aristotle Brampton, ON L6T 5T6, freight prepaid.** Freight class 85.

Specifications and prices are subject to change without prior notice.

Aristotle® Classic Storage
24" Wide Storage and Wardrobe Towers

Aristotle® Classic Storage
24" Wide Storage and Wardrobe Towers

	MODEL	W x D x H	MODEL NUMBER: Basic Model	Horizontal Surface Finish (A)	Vertical Surface Finish (B)	Pull Option (C)	Lock Option (D)	Key Option (E)	Approx. Packaged Weight	Delivered Pricing
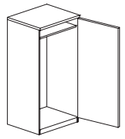	**Wardrobe Tower-48" and 54" High, Right-Hinged Door** • Right-hinged door • Full-width coat hanger bar, 21-1/2" wide • Integral pull is standard; use xxx1 for optional pulls	24 x 20 x 48"	KWT242048R.H	□□□	□□□	□□□□	□□	□□	150.0#	$ 1219
		24 x 24 x 48"	KWT242448R.H	□□□	□□□	□□□□	□□	□□	155.0#	1311
		24 x 20 x 54"	KWT242054R.H	□□□	□□□	□□□□	□□	□□	160.0#	1319
		24 x 24 x 54"	KWT242454R.H	□□□	□□□	□□□□	□□	□□	170.0#	1393
ARHPD										
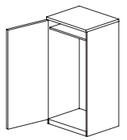	**Wardrobe Tower-48" and 54" High, Left-Hinged Door** • Left-hinged door • Full-width coat hanger bar, 21-1/2" wide • Integral pull is standard; use xxx1 for optional pulls	24 x 20 x 48"	KWT242048L.H	□□□	□□□	□□□□	□□	□□	150.0#	$ 1219
		24 x 24 x 48"	KWT242448L.H	□□□	□□□	□□□□	□□	□□	155.0#	1311
		24 x 20 x 54"	KWT242054L.H	□□□	□□□	□□□□	□□	□□	160.0#	1319
		24 x 24 x 54"	KWT242454L.H	□□□	□□□	□□□□	□□	□□	170.0#	1393
ARHPD										
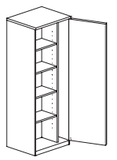	**Storage and Wardrobe Tower-65" and 72" High, Right-Hinged Door** • Right-hinged door • 4 adjustable shelves, 14-1/4" wide • Coat hanger bar, 6-3/8" wide • Integral pull is standard; use xxx1 for optional pulls	24 x 20 x 65"	KSW242065R.H	□□□	□□□	□□□□	□□	□□	175.0#	$ 1427
		24 x 24 x 65"	KSW242465R.H	□□□	□□□	□□□□	□□	□□	180.0#	1651
		24 x 20 x 72"	KSW242072R.H	□□□	□□□	□□□□	□□	□□	180.0#	1492
		24 x 24 x 72"	KSW242472R.H	□□□	□□□	□□□□	□□	□□	190.0#	1704
ARHPD										
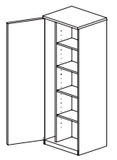	**Storage and Wardrobe Tower-65" and 72" High, Left-Hinged Door** • Left-hinged door • 4 adjustable shelves, 14-1/4" wide • Coat hanger bar, 6-3/8" wide • Integral pull is standard; use xxx1 for optional pulls	24 x 20 x 65"	KSW242065L.H	□□□	□□□	□□□□	□□	□□	175.0#	$ 1427
		24 x 24 x 65"	KSW242465L.H	□□□	□□□	□□□□	□□	□□	180.0#	1651
		24 x 20 x 72"	KSW242072L.H	□□□	□□□	□□□□	□□	□□	180.0#	1492
		24 x 24 x 72"	KSW242472L.H	□□□	□□□	□□□□	□□	□□	190.0#	1704
ARHPD										
				Ⓐ	Ⓑ	Ⓒ	Ⓓ	Ⓔ	Ⓕ	

HOW TO ORDER

Indicate the following information on order form:
1. Quantity of each item.
2. Model number, including options. See "How To Build a Model Number".
3. Any special service required.

Note: • The □ indicates that a choice is required.
- The absence of the □ indicates that no choice is required.
- Alpha-numeric characters in place of □ indicate that no other alternatives are available.

HOW TO BUILD A MODEL NUMBER

Ⓐ Select basic model.

Ⓑ Select horizontal surface finish.
Refer to the **Product Color Options** page in this price list.

Ⓒ Select vertical surface finish.
Refer to the **Product Color Options** page in this price list.

Ⓓ Select pull option.

NP	- Standard integral pull
BPA	- Silver bar pull (1); add $13
KIB	- Waterfall black pull (1); add $13
KIS	- Waterfall silver pull (1); add $13
RCP	- Rectangular silver pull (1); add $13

Ⓔ Select lock option.

NL	- No lock (standard)
L	- With lock; add $82

Ⓕ Select key option.

KA	- Key alike
KS	- Key standard

SPECIAL SERVICES

Special Carton Marking

With specially marked information N/C

Shipping

Ships **assembled, FOB KI-Aristotle Brampton, ON L6T 5T6, freight prepaid.** Freight class 85.

Specifications and prices are subject to change without prior notice.

Aristotle® Classic Storage
24" Wide Storage, Wardrobe and File Towers

Aristotle® Classic Storage
24" Wide Storage, Wardrobe and File Towers

	MODEL	W x D x H	MODEL NUMBER Basic Model	Horizontal Surface Finish Ⓑ	Vertical Surface Finish Ⓒ	Pull Option Ⓓ	Lock Option Ⓔ	Key Option Ⓕ	Approx. Packaged Weight	Delivered Pricing
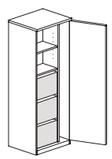	**Storage, Wardrobe and File Tower-65" and 72" High, Right-Hinged Door** • Right-hinged, full-width door • 3 letter/legal file drawers • 1 adjustable shelf, 14-1/4" wide • Coat hanger bar, 6-3/8" wide • Integral pull is standard; use xxx1 for optional pulls	24 x 20 x 65"	KSWF242065R.H	□□□	□□□	□□□□	□□	□□	190.0#	$ 2099
		24 x 24 x 65"	KSWF242465R.H	□□□	□□□	□□□□	□□	□□	195.0#	2426
		24 x 20 x 72"	KSWF242072R.H	□□□	□□□	□□□□	□□	□□	195.0#	2190
		24 x 24 x 72"	KSWF242472R.H	□□□	□□□	□□□□	□□	□□	205.0#	2505
ARHPD										
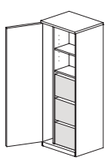	**Storage, Wardrobe and File Tower-65" and 72" High, Left-Hinged** • Left-hinged, full-width door • 3 letter/legal file drawers • 1 adjustable shelf, 14-1/4" wide • Coat hanger bar, 6-3/8" wide • Integral pull is standard; use xxx1 for optional pulls	24 x 20 x 65"	KSWF242065L.H	□□□	□□□	□□□□	□□	□□	190.0#	$ 2099
		24 x 24 x 65"	KSWF242465L.H	□□□	□□□	□□□□	□□	□□	195.0#	2426
		24 x 20 x 72"	KSWF242072L.H	□□□	□□□	□□□□	□□	□□	195.0#	2190
		24 x 24 x 72"	KSWF242472L.H	□□□	□□□	□□□□	□□	□□	205.0#	2505
ARHPD										

HOW TO ORDER

Indicate the following information on order form:
1. Quantity of each item.
2. Model number, including options. See "How To Build a Model Number".
3. Any special service required.

Note: • The □ indicates that a choice is required.
• The absence of the □ indicates that no choice is required.
• Alpha-numeric characters in place of □ indicate that no other alternatives are available.

HOW TO BUILD A MODEL NUMBER

Ⓐ Select basic model.

Ⓑ Select horizontal surface finish.
Refer to the **Product Color Options** page in this price list.

Ⓒ Select vertical surface finish.
Refer to the **Product Color Options** page in this price list.

Ⓓ Select pull option.

NP	- Standard integral pull
BPA	- Silver bar pull (1); add $13
KIB	- Waterfall black pull (1); add $13
KIS	- Waterfall silver pull (1); add $13
RCP	- Rectangular silver pull (1); add $13

Ⓔ Select lock option.

NL	- No lock (standard)
L	- With lock; add $82

Ⓕ Select key option.

KA	- Key alike
KS	- Key standard

SPECIAL SERVICES

Special Carton Marking

With specially marked information N/C

Shipping

Ships **assembled, FOB KI-Aristotle Brampton, ON L6T 5T6, freight prepaid.** Freight class 85.

Specifications and prices are subject to change without prior notice.

Aristotle® Classic Storage

24”Wide Storage, Wardrobe and File Towers/30” and 36” Storage Towers

Aristotle® Classic Storage
24”Wide Storage, Wardrobe and File Towers/30” and 36” Storage Towers

	MODEL	W x D x H	MODEL NUMBER Basic Model	Horizontal Surface Finish Ⓑ	Vertical Surface Finish Ⓒ	Pull Option Ⓓ	Lock Option Ⓔ	Key Option Ⓕ	Approx. Packaged Weight	Delivered Pricing
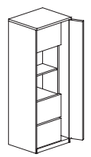	**Wardrobe, File and Storage Tower-65” and 72” High, Right-Hinged Door** • Right-hinged door • Upper closed/middle open storage • 2 lower letter/legal file drawers, locking, option of “NL=No lock” not available • Coat hanger bar, 6-3/8” wide • Door available non-locking only • Integral pull is standard; use xxx4 for optional pulls	24 x 20 x 65”	KWFS242065R.H	□□□	□□□	□□□□	L	□□	175.0#	$ 2099
		24 x 24 x 65”	KWFS242465R.H	□□□	□□□	□□□□	L	□□	180.0#	2426
		24 x 20 x 72”	KWFS242072R.H	□□□	□□□	□□□□	L	□□	180.0#	2190
		24 x 24 x 72”	KWFS242472R.H	□□□	□□□	□□□□	L	□□	190.0#	2505
ARHPD										
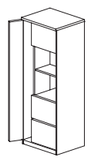	**Wardrobe, File and Storage Tower-65” and 72” High, Left-Hinged Door** • Left-hinged door • Upper closed/middle open storage • 2 lower letter/legal file drawers, locking, option of “NL=No lock” not available • Coat hanger bar, 6-3/8” wide • Door available non-locking only • Integral pull is standard; use xxx4 for optional pulls	24 x 20 x 65”	KWFS242065L.H	□□□	□□□	□□□□	L	□□	175.0#	$ 2099
		24 x 24 x 65”	KWFS242465L.H	□□□	□□□	□□□□	L	□□	180.0#	2426
		24 x 20 x 72”	KWFS242072L.H	□□□	□□□	□□□□	L	□□	180.0#	2190
		24 x 24 x 72”	KWFS242472L.H	□□□	□□□	□□□□	L	□□	190.0#	2505
ARHPD										
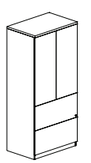	**Storage Tower with Lateral Files-Standard Doors** • Locking lateral files • 2 adjustable full width shelves in cabinet • Non-locking upper doors • Integral pull is standard; use xxx4 for optional pulls	30 x 20 x 65”	KFS302065.H	□□□	□□□	□□□□		□□	185.0#	$ 2177
		30 x 24 x 65”	KFS302465.H	□□□	□□□	□□□□		□□	210.0#	2598
		30 x 20 x 72”	KFS302072.H	□□□	□□□	□□□□		□□	205.0#	2300
		30 x 24 x 72”	KFS302472.H	□□□	□□□	□□□□		□□	230.0#	2717
		36 x 20 x 65”	KFS362065.H	□□□	□□□	□□□□		□□	215.0#	2484
		36 x 24 x 65”	KFS362465.H	□□□	□□□	□□□□		□□	240.0#	2911
		36 x 20 x 72”	KFS362072.H	□□□	□□□	□□□□		□□	235.0#	2603
		36 x 24 x 72”	KFS362472.H	□□□	□□□	□□□□		□□	260.0#	3029
ARHPD										

Ⓐ Ⓑ Ⓒ Ⓓ Ⓔ Ⓕ

HOW TO ORDER

Indicate the following information on order form:
1. Quantity of each item.
2. Model number, including options. See “How To Build a Model Number”.
3. Any special service required.

Note: • The □ indicates that a choice is required.
- The absence of the □ indicates that no choice is required.
- Alpha-numeric characters in place of □ indicate that no other alternatives are available.

HOW TO BUILD A MODEL NUMBER

Ⓐ Select basic model.

Ⓑ Select horizontal surface finish.
Refer to the **Product Color Options** page in this price list.

Ⓒ Select vertical surface finish.
Refer to the **Product Color Options** page in this price list.

Ⓓ Select pull option.

NP	- Standard integral pull
BPA4	- Silver bar pull (4); add $51
KIB4	- Waterfall black pull (4); add $51
KIS4	- Waterfall silver pull (4); add $51
RCP4	- Rectangular silver pull (4); add $51

Ⓔ Select lock option.

L	- With lock

Ⓕ Select key option.

KA	- Key alike
KS	- Key standard

SPECIAL SERVICES

Special Carton Marking

With specially marked information	N/C

Shipping

Ships **assembled, FOB KI-Aristotle Brampton, ON L6T 5T6, freight prepaid.** Freight class 85.

Specifications and prices are subject to change without prior notice.

Aristotle® Classic Storage

30" and 36" Storage Towers/36" Storage and Wardrobe Towers

Aristotle® Classic Storage
30" and 36" Storage Towers/36" Storage and Wardrobe Towers

	MODEL	W x D x H	MODEL NUMBER Basic Model	Horizontal Surface Finish (A)	Vertical Surface Finish (B)	Pull Option (C)	Lock Option (D)	Key Option (E)	Approx. Packaged Weight	Delivered Pricing
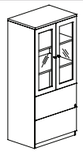 ARHPD	**Storage Tower with Lateral Files-Frosted Glass Doors** • Locking lateral files • 2 adjustable shelves in cabinet • Knob finish matches pull finish (frosted doors are standard with knobs) • Non-locking glass doors • Integral pull is standard; use xxx2 for optional pulls	30 x 20 x 65"	KFFS302065.H.AL	□□□	□□□	□□□□		□□	185.0#	$ 2781
		30 x 24 x 65"	KFFS302465.H.AL	□□□	□□□	□□□□		□□	210.0#	2940
		30 x 20 x 72"	KFFS302072.H.AL	□□□	□□□	□□□□		□□	205.0#	2883
		30 x 24 x 72"	KFFS302472.H.AL	□□□	□□□	□□□□		□□	230.0#	3053
		36 x 20 x 65"	KFFS362065.H.AL	□□□	□□□	□□□□		□□	215.0#	2962
		36 x 24 x 65"	KFFS362465.H.AL	□□□	□□□	□□□□		□□	240.0#	3129
		36 x 20 x 72"	KFFS362072.H.AL	□□□	□□□	□□□□		□□	235.0#	3090
		36 x 24 x 72"	KFFS362472.H.AL	□□□	□□□	□□□□		□□	260.0#	3254
 ARHPD	**Storage Tower** • 4 adjustable full width shelves in cabinet • Integral pull is standard; use xxx2 for optional pulls	36 x 20 x 65"	KST362065.H	□□□	□□□	□□□□	□□	□□	200.0#	$ 2018
		36 x 24 x 65"	KST362465.H	□□□	□□□	□□□□	□□	□□	220.0#	2202
		36 x 20 x 72"	KST362072.H	□□□	□□□	□□□□	□□	□□	215.0#	2125
		36 x 24 x 72"	KST362472.H	□□□	□□□	□□□□	□□	□□	240.0#	2325
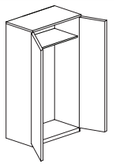 ARHPD	**Wardrobe Tower** • Full-width wardrobe • Hat shelf • Full -width coat hanger bar • Integral pull is standard; use xxx2 for optional pulls	36 x 20 x 65"	KWT362065.H	□□□	□□□	□□□□	□□	□□	165.0#	$ 2018
		36 x 24 x 65"	KWT362465.H	□□□	□□□	□□□□	□□	□□	175.0#	2202
		36 x 20 x 72"	KWT362072.H	□□□	□□□	□□□□	□□	□□	170.0#	2125
		36 x 24 x 72"	KWT362472.H	□□□	□□□	□□□□	□□	□□	185.0#	2325
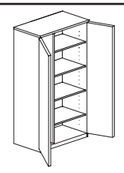 ARHPD	**Storage and Wardrobe Tower** • 4 adjustable shelves in cabinet, 26" wide • Coat hanger bar, 6-3/8" wide • Integral pull is standard; use xxx2 for optional pulls	36 x 20 x 65"	KSW362065.H	□□□	□□□	□□□□	□□	□□	200.0#	$ 2018
		36 x 24 x 65"	KSW362465.H	□□□	□□□	□□□□	□□	□□	220.0#	2202
		36 x 20 x 72"	KSW362072.H	□□□	□□□	□□□□	□□	□□	215.0#	2125
		36 x 24 x 72"	KSW362472.H	□□□	□□□	□□□□	□□	□□	240.0#	2325
				Ⓐ	Ⓑ	Ⓒ	Ⓓ	Ⓔ	Ⓕ	

HOW TO ORDER

Indicate the following information on order form:
1. Quantity of each item.
2. Model number, including options. See "How To Build a Model Number".
3. Any special service required.

Note: • The □ indicates that a choice is required.
- The absence of the □ indicates that no choice is required.
- Alpha-numeric characters in place of □ indicate that no other alternatives are available.

HOW TO BUILD A MODEL NUMBER

Ⓐ Select basic model.

Ⓑ Select horizontal surface finish.
Refer to the **Product Color Options** page in this price list.

Ⓒ Select vertical surface finish.
Refer to the **Product Color Options** page in this price list.

Ⓓ Select pull option.

NP	- Standard integral pull
BPA2	- Silver bar pull (2); add $26
KIB2	- Waterfall black pull (2); add $26
KIS2	- Waterfall silver pull (2); add $26
RCP2	- Rectangular silver pull (2); add $26

Ⓔ Select lock option.

NL	- No lock (standard)
L	- With lock; add $82

Ⓕ Select key option.

KA	- Key alike
KS	- Key standard

SPECIAL SERVICES

Special Carton Marking

With specially marked information N/C

Shipping

Ships **assembled, FOB KI-Aristotle Brampton, ON L6T 5T6, freight prepaid.** Freight class 85.

Specifications and prices are subject to change without prior notice.

Aristotle® Classic Storage
Bookcases-24" Wide

Aristotle® Classic Storage
Bookcases-24" Wide

	MODEL	W x D x H	MODEL NUMBER Basic Model	Horizontal Surface Finish	Vertical Surface Finish	Approx. Packaged Weight	Delivered Pricing
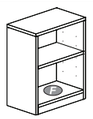 ARHPD	**Bookcase 24" Wide-One Adjustable Shelf, One Fixed Shelf** • Shelf finish matches shell (vertical surface finish)	24 x 14 x 29"	KBC2429.H	□□□	□□□	50.0#	$ 734
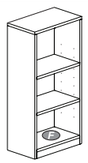 ARHPD	**Bookcase 24" Wide-Two Adjustable Shelves, One Fixed Shelf** • Shelf finish matches shell (vertical surface finish)	24 x 14 x 48"	KBC2448.H	□□□	□□□	65.0#	$ 790
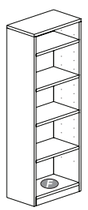 ARHPD	**Bookcase 24" Wide-Four Adjustable Shelves, One Fixed Shelf** • Shelf finish matches shell (vertical surface finish)	24 x 14 x 65"	KBC2465.H	□□□	□□□	90.0#	$ 917
		24 x 14 x 72"	KBC2472.H	□□□	□□□	105.0#	998
			Ⓐ	Ⓑ	Ⓒ		

HOW TO ORDER

Indicate the following information on order form:
1. Quantity of each item.
2. Model number, including options. See "How To Build a Model Number".
3. Any special service required.

Note: • The □ indicates that a choice is required.
- The absence of the □ indicates that no choice is required.
- Alpha-numeric characters in place of □ indicate that no other alternatives are available.

HOW TO BUILD A MODEL NUMBER

Ⓐ Select basic model.

Ⓑ Select horizontal surface finish.
Refer to the **Product Color Options** page in this price list.

Ⓒ Select vertical surface finish.
Refer to the **Product Color Options** page in this price list.

SPECIAL SERVICES

Special Carton Marking

With specially marked information	N/C

Shipping

Ships **assembled, FOB KI-Aristotle Brampton, ON L6T 5T6, freight prepaid.** Freight class 85.

Specifications and prices are subject to change without prior notice.

Aristotle® Classic Storage
Bookcases-30" Wide

Aristotle® Classic Storage
Bookcases-30" Wide

	MODEL	W x D x H	MODEL NUMBER Basic Model	Horizontal Surface Finish	Vertical Surface Finish	Approx. Packaged Weight	Delivered Pricing
 ARHPD	**Bookcase 30" Wide-One Adjustable Shelf, One Fixed Shelf** • Shelf finish matches shell (vertical surface finish)	30 x 14 x 29"	KBC3029.H	□□□	□□□	55.0#	$ 791
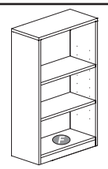 ARHPD	**Bookcase 30" Wide-Two Adjustable Shelves, One Fixed Shelf** • Shelf finish matches shell (vertical surface finish)	30 x 14 x 48"	KBC3048.H	□□□	□□□	75.0#	$ 855
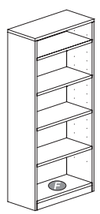 ARHPD	**Bookcase 30" Wide-Four Adjustable Shelves, One Fixed Shelf** • Shelf finish matches shell (vertical surface finish)	30 x 14 x 65"	KBC3065.H	□□□	□□□	105.0#	$ 991
		30 x 14 x 72"	KBC3072.H	□□□	□□□	120.0#	1079
				Ⓑ	Ⓒ		

HOW TO ORDER

Indicate the following information on order form:
1. Quantity of each item.
2. Model number, including options. See "How To Build a Model Number".
3. Any special service required.

Note: • The □ indicates that a choice is required.
- The absence of the □ indicates that no choice is required.
- Alpha-numeric characters in place of □ indicate that no other alternatives are available.

HOW TO BUILD A MODEL NUMBER

Ⓐ Select basic model.

Ⓑ Select horizontal surface finish.
Refer to the **Product Color Options** page in this price list.

Ⓒ Select vertical surface finish.
Refer to the **Product Color Options** page in this price list.

SPECIAL SERVICES

Special Carton Marking

With specially marked information	N/C

Shipping

Ships **assembled, FOB KI-Aristotle Brampton, ON L6T 5T6, freight prepaid.** Freight class 85.

Specifications and prices are subject to change without prior notice.

Aristotle® Classic Storage
Bookcases-36" Wide

Aristotle® Classic Storage
Bookcases-36" Wide

	MODEL	W x D x H	MODEL NUMBER Basic Model	Horizontal Surface Finish	Vertical Surface Finish	Approx. Packaged Weight	Delivered Pricing
 ARHPD	**Bookcase 36" Wide-One Adjustable Shelf, One Fixed Shelf** • Shelf finish matches shell (vertical surface finish)	36 x 14 x 29"	KBC3629.H	□□□	□□□	60.0#	$ 881
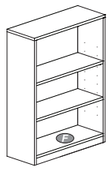 ARHPD	**Bookcase 36" Wide-Two Adjustable Shelves, One Fixed Shelf** • Shelf finish matches shell (vertical surface finish)	36 x 14 x 48"	KBC3648.H	□□□	□□□	85.0#	$ 950
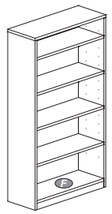 ARHPD	**Bookcase 36" Wide-Four Adjustable Shelves, One Fixed Shelf** • Shelf finish matches shell (vertical surface finish)	36 x 14 x 65"	KBC3665.H	□□□	□□□	120.0#	$ 1099
		36 x 14 x 72"	KBC3672.H	□□□	□□□	135.0#	1198

Ⓐ Ⓑ Ⓒ

HOW TO ORDER

Indicate the following information on order form:
1. Quantity of each item.
2. Model number, including options. See "How To Build a Model Number".
3. Any special service required.

Note: • The □ indicates that a choice is required.
- The absence of the □ indicates that no choice is required.
- Alpha-numeric characters in place of □ indicate that no other alternatives are available.

HOW TO BUILD A MODEL NUMBER

Ⓐ Select basic model.

Ⓑ Select horizontal surface finish.
Refer to the **Product Color Options** page in this price list.

Ⓒ Select vertical surface finish.
Refer to the **Product Color Options** page in this price list.

SPECIAL SERVICES

Special Carton Marking

With specially marked information N/C

Shipping

Ships **assembled, FOB KI-Aristotle Brampton, ON L6T 5T6, freight prepaid.** Freight class 85.

Specifications and prices are subject to change without prior notice.

Aristotle® Classic Storage
Bookcase Accessories

Aristotle® Classic Storage
Bookcase Accessories

	MODEL	W x D x H	MODEL NUMBER Basic Model	Horizontal Surface Finish	Vertical Surface Finish	Approx. Packaged Weight	Delivered Pricing
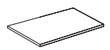 ARHPD	**Extra Shelf for 24" Wide Bookcase** • Includes 2 wire shelf supports	22 x 13 x 1"	KES24.H	□□□		4.0#	$ 144
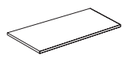 ARHPD	**Extra Shelf for 30" Wide Bookcase** • Includes 2 wire shelf supports	28 x 13 x 1"	KES30.H	□□□		5.0#	$ 144
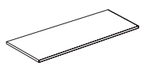 ARHPD	**Extra Shelf for 36" Wide Bookcase** • Includes 2 wire shelf supports	34 x 13 x 1"	KES36.H	□□□		6.0#	$ 144
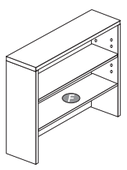 ARHPD	**Desk Top Stack-On Bookcase** • For use on top of lateral files and storage cabinets • 12" clearance above desktop • 36" high feature one adjustable shelf; 43" feature two adjsutable shelves • Shelf finish matches shell (vertical surface finish)	30 x 16 x 36" 30 x 16 x 43" 36 x 16 x 36" 36 x 16 x 43"	KXCB3036.H KXCB3043.H KXCB3636.H KXCB3643.H	□□□ □□□ □□□ □□□	□□□□ □□□□ □□□□ □□□□	70.0# 80.0# 80.0# 90.0#	$ 847 907 907 998
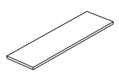 ARHPD	**Extra Desk Top Shelves** • Extra shelf for 30" wide desk top book-case • Extra shelf for 36" wide desktop book-case	28 x 14 x 1" 34 x 14 x 1"	KXES30.H KXES36.H	□□□ □□□		5.0# 6.0#	$ 144 144
			Ⓐ	Ⓑ	Ⓒ		

HOW TO ORDER

Indicate the following information on order form:
1. Quantity of each item.
2. Model number, including options. See "How To Build a Model Number".
3. Any special service required.

Note: • The □ indicates that a choice is required.
- The absence of the □ indicates that no choice is required.
- Alpha-numeric characters in place of □ indicate that no other alternatives are available.

HOW TO BUILD A MODEL NUMBER

Ⓐ Select basic model.

Ⓑ Select horizontal surface finish.
Refer to the **Product Color Options** page in this price list.

Ⓒ Select vertical surface finish.
Refer to the **Product Color Options** page in this price list.

SPECIAL SERVICES

Special Carton Marking

With specially marked information N/C

Shipping

Ships **assembled, FOB KI-Aristotle Brampton, ON L6T 5T6, freight prepaid.** Freight class 85.

Specifications and prices are subject to change without prior notice.

Aristotle® Classic Storage
Quarter-Round Bookcases

Aristotle® Classic Storage
Quarter-Round Bookcases

	MODEL	W x D x H	MODEL NUMBER Basic Model	Horizontal Surface Finish	Vertical Surface Finish	Approx. Packaged Weight	Delivered Pricing
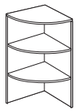 ARHPD	**Quarter-Round Bookcase-Desk Top Stack-On Section, Right** • Orientation determines grain direction, to match adjacent units • 16" is intended for desk top use, with no bottom shelf • Two fixed shelves • Shelf finish matches shell (vertical surface finish)	16 x 16 x 36"	KQRB1636R.H	□□□	□□□	65.0#	$ 574
		16 x 16 x 43"	KQRB1643R.H	□□□	□□□	70.0#	678
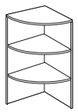 ARHPD	**Quarter-Round Bookcase-Desk Top Stack-On Section, Left** • Orientation determines grain direction, to match adjacent units • 16" is intended for desk top use, with no bottom shelf • Two fixed shelves • Shelf finish matches shell (vertical surface finish)	16 x 16 x 36"	KQRB1636L.H	□□□	□□□	65.0#	$ 574
		16 x 16 x 43"	KQRB1643L.H	□□□	□□□	70.0#	678
 ARHPD	**Quarter-Round Bookcase-Desk/Credenza, Right** • Orientation determines grain direction, to match adjacent units • 29" flush with adjacent worksurface height • Two fixed shelves • Shelf finish matches shell (vertical surface finish)	20 x 20 x 29"	KQRB2029R.H	□□□	□□□	65.0#	$ 605
		24 x 24 x 29"	KQRB2429R.H	□□□	□□□	70.0#	662
 ARHPD	**Quarter-Round Bookcase-Desk/Credenza, Left** • Orientation determines grain direction, to match adjacent units • 29" flush with adjacent worksurface height • Two fixed shelves • Shelf finish matches shell (vertical surface finish)	20 x 20 x 29"	KQRB2029L.H	□□□	□□□	65.0#	$ 605
		24 x 24 x 29"	KQRB2429L.H	□□□	□□□	70.0#	662
			Ⓐ	Ⓑ	Ⓒ		

HOW TO ORDER

Indicate the following information on order form:
1. Quantity of each item.
2. Model number, including options. See "How To Build a Model Number".
3. Any special service required.

Note: • The □ indicates that a choice is required.
• The absence of the □ indicates that no choice is required.
• Alpha-numeric characters in place of □ indicate that no other alternatives are available.

HOW TO BUILD A MODEL NUMBER

Ⓐ Select basic model.

Ⓑ Select horizontal surface finish.
Refer to the **Product Color Options** page in this price list.

Ⓒ Select vertical surface finish.
Refer to the **Product Color Options** page in this price list.

SPECIAL SERVICES

Special Carton Marking

With specially marked information N/C

Shipping

Ships **assembled, FOB KI-Aristotle Brampton, ON L6T 5T6, freight prepaid.** Freight class 85.

Specifications and prices are subject to change without prior notice.

Aristotle® Classic Storage
Quarter-Round Bookcases

Aristotle® Classic Storage
Quarter-Round Bookcases

	MODEL	W x D x H	MODEL NUMBER Basic Model (A)	Horizontal Surface Finish (B)	Vertical Surface Finish (C)	Approx. Packaged Weight	Delivered Pricing
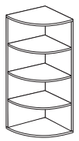 ARHPD	**Quarter-Round Bookcase-Overhead, Right** • Orientation determines grain direction, to match adjacent units • 16" matches depth and height of installed overhead • Four fixed shelves • Shelf finish matches shell (vertical surface finish)	16 x 16 x 65"	KQRB1665R.H	□□□	□□□	90.0#	$ 776
		16 x 16 x 72"	KQRB1672R.H	□□□	□□□	95.0#	825
 ARHPD	**Quarter-Round Bookcase-Overhead, Left** • Orientation determines grain direction, to match adjacent units • 16" matches depth and height of installed overhead • Four fixed shelves • Shelf finish matches shell (vertical surface finish)	16 x 16 x 65"	KQRB1665L.H	□□□	□□□	90.0#	$ 776
		16 x 16 x 72"	KQRB1672L.H	□□□	□□□	95.0#	825
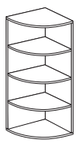 ARHPD	**Quarter-Round Bookcase-Tower, Right** • Orientation determines grain direction, to match adjacent units • 20" and 24" matches depth and height of towers • Four fixed shelves • Shelf finish matches shell (vertical surface finish)	20 x 20 x 65"	KQRB2065R.H	□□□	□□□	100.0#	$ 869
		20 x 20 x 72"	KQRB2072R.H	□□□	□□□	110.0#	937
		24 x 24 x 65"	KQRB2465R.H	□□□	□□□	105.0#	1065
		24 x 24 x 72"	KQRB2472R.H	□□□	□□□	115.0#	1121
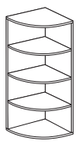 ARHPD	**Quarter-Round Bookcase-Tower, Left** • Orientation determines grain direction, to match adjacent units • 20" and 24" matches depth and height of towers • Four fixed shelves • Shelf finish matches shell (vertical surface finish)	20 x 20 x 65"	KQRB2065L.H	□□□	□□□	100.0#	$ 869
		20 x 20 x 72"	KQRB2072L.H	□□□	□□□	110.0#	937
		24 x 24 x 65"	KQRB2465L.H	□□□	□□□	105.0#	1065
		24 x 24 x 72"	KQRB2472L.H	□□□	□□□	115.0#	1121
			Ⓐ	Ⓑ	Ⓒ		

HOW TO ORDER

Indicate the following information on order form:
1. Quantity of each item.
2. Model number, including options. See "How To Build a Model Number".
3. Any special service required.

Note: • The □ indicates that a choice is required.
• The absence of the □ indicates that no choice is required.
• Alpha-numeric characters in place of □ indicate that no other alternatives are available.

HOW TO BUILD A MODEL NUMBER

Ⓐ Select basic model.

Ⓑ Select horizontal surface finish.
Refer to the **Product Color Options** page in this price list.

Ⓒ Select vertical surface finish.
Refer to the **Product Color Options** page in this price list.

SPECIAL SERVICES

Special Carton Marking

With specially marked information N/C

Shipping

Ships **assembled, FOB KI-Aristotle Brampton, ON L6T 5T6, freight prepaid.** Freight class 85.

Specifications and prices are subject to change without prior notice.

Aristotle® Classic Storage
Square Bookcases

Aristotle® Classic Storage
Square Bookcases

	MODEL	W x D x H	MODEL NUMBER Basic Model	Horizontal Surface Finish	Vertical Surface Finish	Approx. Packaged Weight	Delivered Pricing
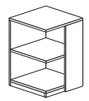 ARHPD	**Corner-Square Bookcase-Desk/Credenza, Right** • Orientation determines grain direction, to match adjacent units • 29" flush with adjacent worksurface height • Two fixed shelves • Shelf finish matches shell (vertical surface finish)	20 x 20 x 29"	KCSB2029R.H	□□□	□□□	60.0#	$ 632
		24 x 24 x 29"	KCSB2429R.H	□□□	□□□	65.0#	749
 ARHPD	**Corner-Square Bookcase-Desk/Credenza, Left** • Orientation determines grain direction, to match adjacent units • 29" flush with adjacent worksurface height • Two fixed shelves • Shelf finish matches shell (vertical surface finish)	20 x 20 x 29"	KCSB2029L.H	□□□	□□□	60.0#	$ 632
		24 x 24 x 29"	KCSB2429L.H	□□□	□□□	65.0#	749
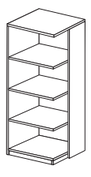 ARHPD	**Corner-Square Bookcase--Tower, Right** • Orientation determines grain direction, to match adjacent units • 20" and 24" matches depth and height of towers • Four fixed shelves • Shelf finish matches shell (vertical surface finish)	20 x 20 x 65"	KCSB2065R.H	□□□	□□□	110.0#	$ 962
		24 x 24 x 65"	KCSB2465R.H	□□□	□□□	115.0#	1170
		20 x 20 x 72"	KCSB2072R.H	□□□	□□□	120.0#	1034
		24 x 24 x 72"	KCSB2472R.H	□□□	□□□	125.0#	1232
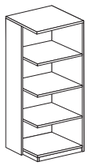 ARHPD	**Corner-Square Bookcase--Tower, Left** • Orientation determines grain direction, to match adjacent units • 20" and 24" matches depth and height of towers • Four fixed shelves • Shelf finish matches shell (vertical surface finish)	20 x 20 x 65"	KCSB2065L.H	□□□	□□□	110.0#	$ 962
		24 x 24 x 65"	KCSB2465L.H	□□□	□□□	115.0#	1170
		20 x 20 x 72"	KCSB2072L.H	□□□	□□□	120.0#	1034
		24 x 24 x 72"	KCSB2472L.H	□□□	□□□	125.0#	1232
				Ⓑ	Ⓒ		

HOW TO ORDER

Indicate the following information on order form:
1. Quantity of each item.
2. Model number, including options. See "How To Build a Model Number".
3. Any special service required.

Note: • The □ indicates that a choice is required.
• The absence of the □ indicates that no choice is required.
• Alpha-numeric characters in place of □ indicate that no other alternatives are available.

HOW TO BUILD A MODEL NUMBER

Ⓐ Select basic model.

Ⓑ Select horizontal surface finish.
Refer to the **Product Color Options** page in this price list.

Ⓒ Select vertical surface finish.
Refer to the **Product Color Options** page in this price list.

SPECIAL SERVICES

Special Carton Marking

With specially marked information N/C

Shipping

Ships **assembled, FOB KI-Aristotle Brampton, ON L6T 5T6, freight prepaid.** Freight class 85.

Specifications and prices are subject to change without prior notice.

Aristotle® Classic Accessories
Desktop Acrylic Screen

Aristotle® Classic Accessories
Desktop Acrylic Screen

	MODEL	W x D x H	MODEL NUMBER Basic Model	Approx. Packaged Weight	Delivered Pricing
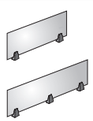 ARFDT	**Desktop Acrylic Screen - 12" H** • 24-54" wide require 2 desk top screen supports, specifed separately • 60-72" wide require 3 desk top screen supports, specified separately • 1/4" frosted acrylic • Surface mounted attachment • Field installed	21 x 1/4 x 12"	KDTP2412	2.0#	$ 149
		27 x 1/4 x 12"	KDTP3012	3.0#	173
		33 x 1/4 x 12"	KDTP3612	4.0#	194
		39 x 1/4 x 12"	KDTP4212	5.0#	251
		45 x 1/4 x 12"	KDTP4812	6.0#	251
		51 x 1/4 x 12"	KDTP5412	7.0#	321
		57 x 1/4 x 12"	KDTP6012	8.0#	321
		63 x 1/4 x 12"	KDTP6612	9.0#	321
		69 x 1/4 x 12"	KDTP7212	10.0#	368
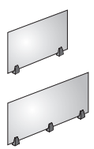 ARFDT	**Desktop Acrylic Screen - 18" H** • 24-54" wide require 2 desk top screen supports, specifed separately • 60-72" wide require 3 desk top screen supports, specified separately • 1/4" frosted acrylic • Surface mounted attachment • Field installed	21 x 1/4 x 18"	KDTP2418	3.0#	$ 249
		27 x 1/4 x 18"	KDTP3018	5.0#	292
		33 x 1/4 x 18"	KDTP3618	6.0#	292
		39 x 1/4 x 18"	KDTP4218	8.0#	379
		45 x 1/4 x 18"	KDTP4818	9.0#	379
		51 x 1/4 x 18"	KDTP5418	11.0#	465
		57 x 1/4 x 18"	KDTP6018	12.0#	465
		63 x 1/4 x 18"	KDTP6618	14.0#	550
		69 x 1/4 x 18"	KDTP7218	15.0#	559
			Ⓐ		

HOW TO ORDER

Indicate the following information on order form:
1. Quantity of each item.
2. Model number, including options. See "How To Build a Model Number".
3. Any special service required.

Note: • The ☐ indicates that a choice is required.
- The absence of the ☐ indicates that no choice is required.
- Alpha-numeric characters in place of ☐ indicate that no other alternatives are available.

HOW TO BUILD A MODEL NUMBER

Ⓐ Select basic model.

SPECIAL SERVICES

Special Carton Marking

With specially marked information N/C

Shipping

Ships **assembled, FOB KI-Aristotle Brampton, ON L6T 5T6, freight prepaid.** Freight class 85.

Specifications and prices are subject to change without prior notice.

Aristotle® Classic Accessories
Desktop Screen Support

Aristotle® Classic Accessories
Desktop Screen Support

	MODEL	W x H	MODEL NUMBER Basic Model	Approx. Packaged Weight	Delivered Pricing
 ARFDT	**Desktop Screen Support-6" High, Black Finish**	1-16/25 x 2-8/25"	KDTPSBL	1.0#	$ 54
 ARFDT	**Desktop Screen Support-6" High, Brushed Nickel Finish**	1-16/25 x 2-8/25"	KDTPSBN	1.0#	$ 61
 ARFDT	**Desktop Screen Support-6" High, Silver Finish**	1-16/25 x 2-8/25"	KDTPSS	1.0#	$ 54
 ARFDT	**Desktop Screen Support-6" High, White Finish**	1-16/25 x 2-8/25"	KDTPSW	1.0#	$ 54

Ⓐ

HOW TO ORDER

Indicate the following information on order form:
1. Quantity of each item.
2. Model number, including options. See "How To Build a Model Number".
3. Any special service required.

Note: • The ☐ indicates that a choice is required.
- The absence of the ☐ indicates that no choice is required.
- Alpha-numeric characters in place of ☐ indicate that no other alternatives are available.

HOW TO BUILD A MODEL NUMBER

Ⓐ Select basic model.

SPECIAL SERVICES

Special Carton Marking

With specially marked information N/C

Shipping

Ships **assembled, FOB KI-Aristotle Brampton, ON L6T 5T6, freight prepaid.** Freight class 85.

Specifications and prices are subject to change without prior notice.

Aristotle® Classic Accessories
Paper Management

Aristotle® Classic Accessories
Paper Management

	MODEL	W x D x H	MODEL NUMBER Basic Model	Horizontal Surface Finish	Vertical Surface Finish	Approx. Packaged Weight	Delivered Pricing
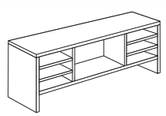	**Stack-On Organizer Hutch**	60 x 16 x 22”	KSOH6022.H	□□□	□□□	105.0#	$ 790
		66 x 16 x 22”	KSOH6622.H	□□□	□□□	112.0#	823
		72 x 16 x 22”	KSOH7222.H	□□□	□□□	120.0#	855
		78 x 16 x 22”	KSOH7822.H	□□□	□□□	129.0#	893
AROVD							
	**Paper Organizer** • Horizontal dividers	17 x 13-1/2 x 17-1/4”	KPOHD1713.H	□□□	□□□	30.0#	$ 303
AROVD							
	**Paper Organizer** • Horizontal and vertical dividers	17 x 13-1/2 x 17-1/4”	KPOHVD1713.H	□□□	□□□	31.0#	$ 303
AROVD							
			Ⓐ	Ⓑ	Ⓒ		

HOW TO ORDER

Indicate the following information on order form:
1. Quantity of each item.
2. Model number, including options. See “How To Build a Model Number”.
3. Any special service required.

Note: • The □ indicates that a choice is required.
- The absence of the □ indicates that no choice is required.
- Alpha-numeric characters in place of □ indicate that no other alternatives are available.

HOW TO BUILD A MODEL NUMBER

Ⓐ Select basic model.

Ⓑ Select horizontal surface finish.
Refer to the **Product Color Options** page in this price list.

Ⓒ Select vertical surface finish.
Refer to the **Product Color Options** page in this price list.

SPECIAL SERVICES

Special Carton Marking

With specially marked information	N/C

Shipping

Ships **assembled, FOB KI-Aristotle Brampton, ON L6T 5T6, freight prepaid.** Freight class 85.

Specifications and prices are subject to change without prior notice.

Aristotle® Classic Accessories
Paper Management

Aristotle® Classic Accessories
Paper Management

	MODEL	W x D x H	MODEL NUMBER: Basic Model	Horizontal Surface Finish	Vertical Surface Finish	Approx. Packaged Weight	Delivered Pricing
 AROVD	**Overhead Paper Sorter Insert - For Use Without Tackboard** • For use without tackboards only • Paper sorters are not compatible with the cutaway gable option, which offers insufficient clearance for the sorter • Not available for corner overheads and wall mount overheads • Vertical surface finish is laminate finish for entire insert	22 x 13-1/2 x 5-1/4"	KOPS24.H		□□□	14.0#	$ 457
		28 x 13-1/2 x 5-1/4"	KOPS30.H		□□□	17.0#	490
		34 x 13-1/2 x 5-1/4"	KOPS36.H		□□□	20.0#	523
		40 x 13-1/2 x 5-1/4"	KOPS42.H		□□□	23.0#	558
		46 x 13-1/2 x 5-1/4"	KOPS48.H		□□□	26.0#	590
		52 x 13-1/2 x 5-1/4"	KOPS54.H		□□□	29.0#	620
		58 x 13-1/2 x 5-1/4"	KOPS60.H		□□□	32.0#	657
		64 x 13-1/2 x 5-1/4"	KOPS66.H		□□□	35.0#	692
		70 x 13-1/2 x 5-1/4"	KOPS72.H		□□□	38.0#	725
		76 x 13-1/2 x 5-1/4"	KOPS78.H		□□□	41.0#	754
 AROVD	**Overhead Paper Sorter Insert - For Use With Tackboard** • For use with tackboards, specified separately • Paper sorters are not compatible with the cutaway gable option, which offers insufficient clearance for the sorter • Field installed (mount optional tackboard first) • Not available for corner overheads and wall mount overheads • Vertical surface finish is laminate finish for entire insert	22 x 13-1/2 x 5-1/4"	KOPST24.H		□□□	14.0#	$ 457
		28 x 13-1/2 x 5-1/4"	KOPST30.H		□□□	17.0#	490
		34 x 13-1/2 x 5-1/4"	KOPST36.H		□□□	20.0#	523
		40 x 13-1/2 x 5-1/4"	KOPST42.H		□□□	23.0#	558
		46 x 13-1/2 x 5-1/4"	KOPST48.H		□□□	26.0#	590
		52 x 13-1/2 x 5-1/4"	KOPST54.H		□□□	29.0#	620
		58 x 13-1/2 x 5-1/4"	KOPST60.H		□□□	32.0#	657
		64 x 13-1/2 x 5-1/4"	KOPST66.H		□□□	35.0#	692
		70 x 13-1/2 x 5-1/4"	KOPST72.H		□□□	38.0#	725
		76 x 13-1/2 x 5-1/4"	KOPST78.H		□□□	41.0#	754
			Ⓐ	Ⓑ	Ⓒ		

HOW TO ORDER

Indicate the following information on order form:
1. Quantity of each item.
2. Model number, including options. See "How To Build a Model Number".
3. Any special service required.

Note: • The □ indicates that a choice is required.
• The absence of the □ indicates that no choice is required.
• Alpha-numeric characters in place of □ indicate that no other alternatives are available.

HOW TO BUILD A MODEL NUMBER

Ⓐ Select basic model.

Ⓑ Select horizontal surface finish.
Refer to the **Product Color Options** page in this price list.

Ⓒ Select vertical surface finish.
Refer to the **Product Color Options** page in this price list.

SPECIAL SERVICES

Special Carton Marking

With specially marked information	N/C

Shipping

Ships **assembled, FOB KI-Aristotle Brampton, ON L6T 5T6, freight prepaid.** Freight class 85.

Specifications and prices are subject to change without prior notice.

Aristotle® Classic Accessories
Tackboards

Aristotle® Classic Accessories
Tackboards

	MODEL	W x D x H	MODEL NUMBER Basic Model	MODEL NUMBER Fabric Color	Approx. Packaged Weight	Delivered Pricing Fabric Grade 1 & C.O.M.	Delivered Pricing Fabric Grade 2	Delivered Pricing Fabric Grade 3 & Pallas Vertical Fabric Grade PV	Delivered Pricing Pallas Vertical Fabric Grade PV1	Delivered Pricing Pallas Vertical Fabric Grade PV2
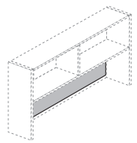 ARTAC	**Tackboard for 36" High Overhead** • Tackboards are attached to a horizontal load bar (supplied) with removable mounting brackets	27 x 3/4 x 17"	KTK30	□□□□	3.0#	$ 174	$ 182	$ 184	$ 194	$ 213
		33 x 3/4 x 17"	KTK36	□□□□	4.0#	194	209	209	219	233
		39 x 3/4 x 17"	KTK42	□□□□	5.0#	216	224	225	238	259
		45 x 3/4 x 17"	KTK48	□□□□	6.0#	233	247	249	264	284
		50 x 3/4 x 17"	KTK54	□□□□	6.0#	254	268	272	293	313
		56 x 3/4 x 17"	KTK60	□□□□	8.0#	301	310	313	335	363
		62 x 3/4 x 17"	KTK66	□□□□	9.0#	307	322	326	345	370
		68 x 3/4 x 17"	KTK72	□□□□	10.0#	317	332	334	357	381
		74 x 3/4 x 17"	KTK78	□□□□	10.0#	319	339	344	370	397
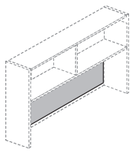 ARTAC	**Tackboard for 43" High Overhead** • Tackboards are attached to a horizontal load bar (supplied) with removable mounting brackets	27 x 3/4 x 24"	KTK3024	□□□□	3.0#	$ 233	$ 250	$ 255	$ 271	$ 291
		33 x 3/4 x 24"	KTK3624	□□□□	4.0#	267	282	288	309	331
		39 x 3/4 x 24"	KTK4224	□□□□	5.0#	293	310	317	339	363
		45 x 3/4 x 24"	KTK4824	□□□□	6.0#	318	339	344	369	395
		50 x 3/4 x 24"	KTK5424	□□□□	6.0#	344	366	373	401	429
		56 x 3/4 x 24"	KTK6024	□□□□	8.0#	406	433	440	471	504
		62 x 3/4 x 24"	KTK6624	□□□□	9.0#	415	441	449	481	513
		68 x 3/4 x 24"	KTK7224	□□□□	10.0#	432	457	467	498	532
		74 x 3/4 x 24"	KTK7824	□□□□	10.0#	443	471	480	512	549
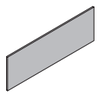 ARTAC	**Wall-Mount Tackboards** • Tackboards are attached to a horizontal load bar (supplied) with removable mounting brackets	29 x 3/4 x 17"	KWMTK30	□□□□	3.0#	$ 181	$ 191	$ 191	$ 209	$ 219
		35 x 3/4 x 17"	KWMTK36	□□□□	4.0#	206	214	214	225	246
		41 x 3/4 x 17"	KWMTK42	□□□□	5.0#	222	231	232	251	269
		47 x 3/4 x 17"	KWMTK48	□□□□	6.0#	243	256	256	272	292
		53 x 3/4 x 17"	KWMTK54	□□□□	6.0#	268	284	290	310	332
		59 x 3/4 x 17"	KWMTK60	□□□□	8.0#	303	317	319	338	365
		65 x 3/4 x 17"	KWMTK66	□□□□	9.0#	309	326	327	349	374
		71 x 3/4 x 17"	KWMTK72	□□□□	10.0#	320	335	336	360	384
		77 x 3/4 x 17"	KWMTK78	□□□□	10.0#	322	343	351	374	402
		29 x 3/4 x 24"	KWMTK3024	□□□□	3.0#	244	258	264	282	303
		35 x 3/4 x 24"	KWMTK3624	□□□□	4.0#	279	294	302	320	343
		41 x 3/4 x 24"	KWMTK4224	□□□□	5.0#	303	319	327	349	374
		47 x 3/4 x 24"	KWMTK4824	□□□□	6.0#	331	351	357	382	408
		53 x 3/4 x 24"	KWMTK5424	□□□□	6.0#	356	377	384	411	441
		59 x 3/4 x 24"	KWMTK6024	□□□□	8.0#	410	435	443	475	507
		65 x 3/4 x 24"	KWMTK6624	□□□□	9.0#	418	445	455	485	521
		71 x 3/4 x 24"	KWMTK7224	□□□□	10.0#	437	461	473	505	542
		77 x 3/4 x 24"	KWMTK7824	□□□□	10.0#	453	480	488	524	561
			Ⓐ	Ⓑ						

HOW TO ORDER

Indicate the following information on order form:
1. Quantity of each item.
2. Model number, including options. See "How To Build a Model Number".
3. Any special service required.

Note: • The □ indicates that a choice is required.
- The absence of the □ indicates that no choice is required.
- Alpha-numeric characters in place of □ indicate that no other alternatives are available.

HOW TO BUILD A MODEL NUMBER

Ⓐ Select basic model.

Ⓑ Select fabric color.
Refer to **ki.com/fabrics**

SPECIAL SERVICES

Special Carton Marking

With specially marked information N/C

Shipping

Ships **knocked down, FOB Manitowoc, WI 54220, freight prepaid.** Freight class 70.

Specifications and prices are subject to change without prior notice.

Aristotle® Classic Accessories
Tackboards

KI

Aristotle® Classic Accessories
Tackboards

	MODEL	W x D x H	MODEL NUMBER Basic Model Ⓐ	MODEL NUMBER Fabric Color Ⓑ	Approx. Packaged Weight	Delivered Pricing Fabric Grade 1 & C.O.M.	Delivered Pricing Fabric Grade 2	Delivered Pricing Fabric Grade 3 & Pallas Vertical Fabric Grade PV	Delivered Pricing Pallas Vertical Fabric Grade PV1	Delivered Pricing Pallas Vertical Fabric Grade PV2
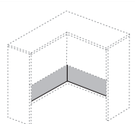 ARTAC	**Tackboard for Corner Symmetrical 36" High Overhead** • Tackboards are attached to a horizontal load bar (supplied) with removable mounting brackets	33 x 32-1/2 x 3/4 x 17"	KTKC3636	□□□□	4.0#	$ 392	$ 410	$ 411	$ 440	$ 473
		39 x 38-1/2 x 3/4 x 17"	KTKC4242	□□□□	5.0#	432	448	449	481	519
		45 x 44-1/2 x 3/4 x 17"	KTKC4848	□□□□	6.0#	473	490	494	527	568
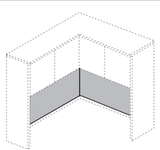 ARTAC	**Tackboard for Corner Symmetrical 43" High Overhead** • Tackboards are attached to a horizontal load bar (supplied) with removable mounting brackets	33 x 32-1/2 x 3/4 x 24"	KTKC363624	□□□□	4.0#	$ 530	$ 561	$ 573	$ 614	$ 656
		39 x 38-1/2 x 3/4 x 24"	KTKC424224	□□□□	5.0#	586	622	632	677	725
		45 x 44-1/2 x 3/4 x 24"	KTKC484824	□□□□	6.0#	642	678	695	742	793
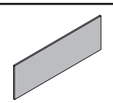 ARTAC	**Tackboard for Gallery Reception Desk** • Tackboards are attached to a horizontal load bar (supplied) with removable mounting brackets	62 x 3/4 x 13"	KTKG66	□□□□	9.0#	$ 282	$ 293	$ 295	$ 317	$ 338
		68 x 3/4 x 13"	KTKG72	□□□□	10.0#	291	305	306	326	353

HOW TO ORDER

Indicate the following information on order form:
1. Quantity of each item.
2. Model number, including options. See "How To Build a Model Number".
3. Any special service required.

Note: • The □ indicates that a choice is required.
- The absence of the □ indicates that no choice is required.
- Alpha-numeric characters in place of □ indicate that no other alternatives are available.

HOW TO BUILD A MODEL NUMBER

Ⓐ Select basic model.

Ⓑ Select fabric color.
Refer to **ki.com/fabrics**

SPECIAL SERVICES

Special Carton Marking

With specially marked information	N/C

Shipping

Ships **knocked down, FOB Manitowoc, WI 54220, freight prepaid.** Freight class 70.

Specifications and prices are subject to change without prior notice.

Aristotle® Classic Accessories
Connector Tops

Aristotle® Classic Accessories
Connector Tops

	MODEL	W x D x H	MODEL NUMBER Basic Model	Horizontal Surface Finish	Leg Finish	Approx. Packaged Weight	Delivered Pricing
 ARFDT	**Desk Extension Table** • Woodgrain runs 45 degrees from straight edges • 30x30" metal X base standard	24 x 28 x 29"	KECT2424.H	□□□	□□	40.0#	$ 937
		30 x 35 x 29"	KECT3030.H	□□□	□□	48.0#	974
 ARFDT	**Half-Round Connector Top** • 3" post leg standard • Woodgrain runs parallel to surface width	48 x 24 x 29"	KHRCT2424.H	□□□	□□	40.0#	$ 605
		54 x 27 x 29"	KHRCT2430.H	□□□	□□	45.0#	700
		60 x 30 x 29"	KHRCT3030.H	□□□	□□	50.0#	809
 ARFDT	**Quarter-Round Connector Top** • Woodgrain runs parallel to one edge and 90 degrees to other	24 x 24 x 29"	KQRCT2424.H	□□□		20.0#	$ 401
		24 x 30 x 29"	KQRCT2430.H	□□□		25.0#	522
		30 x 24 x 29"	KQRCT3024.H	□□□		25.0#	522
		30 x 30 x 29"	KQRCT3030.H	□□□		30.0#	589
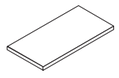 ARFDT	**Connector Top** • Woodgrain runs parallel to surface width	24 x 24"	KBCT2424.H	□□□		15.0#	$ 344
		24 x 30"	KBCT2430.H	□□□		20.0#	360
		30 x 24"	KBCT3024.H	□□□		20.0#	360
		30 x 30"	KBCT3030.H	□□□		25.0#	379
		36 x 24"	KBCT3624.H	□□□		25.0#	379
		36 x 30"	KBCT3630.H	□□□		30.0#	401
		42 x 24"	KBCT4224.H	□□□		30.0#	401
		42 x 30"	KBCT4230.H	□□□		35.0#	413
			Ⓐ	Ⓑ	Ⓒ		

HOW TO ORDER

Indicate the following information on order form:
1. Quantity of each item.
2. Model number, including options. See "How To Build a Model Number".
3. Any special service required.

Note: • The □ indicates that a choice is required.
- The absence of the □ indicates that no choice is required.
- Alpha-numeric characters in place of □ indicate that no other alternatives are available.

HOW TO BUILD A MODEL NUMBER

Ⓐ Select basic model.

Ⓑ Select horizontal surface finish.
Refer to the **Product Color Options** page in this price list.

Ⓒ Select leg finish.
Refer to the **Product Color Options** page in this price list.

SPECIAL SERVICES

Special Carton Marking

With specially marked information	N/C

Shipping

Ships **knocked down, FOB KI-Aristotle Brampton, ON L6T 5T6, freight prepaid.** Freight class 85.

Specifications and prices are subject to change without prior notice.

Aristotle® Classic Accessories
Slimline Metal Leg Set

Aristotle® Classic Accessories
Slimline Metal Leg Set

	MODEL	H	MODEL NUMBER Basic Model	MODEL NUMBER Leg Finish	Approx. Packaged Weight	Delivered Pricing
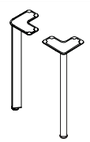	**Slimline Metal Leg Set** • Black (BL) or Starlight Silver (SX) • Set of two metal legs • Specify one set of two legs for use with returns: specify two sets of two legs for use with table and desk worksurfaces • Metal legs feature integrated wire managment slot and adjustable glide	28"	ARISLEGSET	□□	10.0#	$ 258
HRDPT			Ⓐ	Ⓑ		

HOW TO ORDER

Indicate the following information on order form:
1. Quantity of each item.
2. Model number, including options. See “How To Build a Model Number”.
3. Any special service required.

Note: • The □ indicates that a choice is required.
- The absence of the □ indicates that no choice is required.
- Alpha-numeric characters in place of □ indicate that no other alternatives are available.

HOW TO BUILD A MODEL NUMBER

Ⓐ Select basic model.

Ⓑ Select leg finish.
Refer to the **Product Color Options** page in this price list.

SPECIAL SERVICES

Special Carton Marking

With specially marked information	N/C

Shipping

Ships **knocked down, FOB KI-Aristotle Brampton, ON L6T 5T6, freight prepaid.** Freight class 85.

Specifications and prices are subject to change without prior notice.

Aristotle® Classic Accessories
Table/Desk Worksurfaces

Aristotle® Classic Accessories
Table/Desk Worksurfaces

	MODEL	W x D	MODEL NUMBER Basic Model	MODEL NUMBER Horizontal Surface Finish	Approx. Packaged Weight	Delivered Pricing
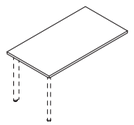 ARACT	**Return Worksurface** • Worksurface only • Does not accept modesty panel or end panel inserts, and is not retrofittable to accept the inserts at a later time • Specify slimline legs separately: requires one set of two legs • 60" and wider models feature a support bracket; 60" and wider models cannot accommodate under-surface placement of full-height pedestals due to bracket	24 x 42"	KRWL42242LTO	□□□	25.0#	$ 271
		24 x 48"	KRWL48242LTO	□□□	35.0#	299
		24 x 60"	KRWL60242LTO	□□□	50.0#	390
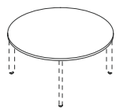 ARACT	**Meeting Table Round Worksurface** • Worksurface only • 1" thick top • 30" and 36" tops accommodate 3 people, 42" accommodates 4 people, 48" accommodates 5 people • Specify slimline legs separately; requires 2 sets of legs, 4 legs total	30" dia	KRD304LTO	□□□	40.0#	$ 370
		36" dia	KRD364LTO	□□□	50.0#	401
		42" dia	KRD424LTO	□□□	60.0#	504
		48" dia	KRD484LTO	□□□	70.0#	562
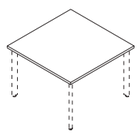 ARACT	**Meeting Table Square Worksurface** • Worksurface only • 1" thick top • Worksurface accommodates 4 people • Specify slimline legs separately; requires 2 sets of legs, 4 legs total	30 x 30"	KSQ304LTO	□□□	40.0#	$ 330
		36 x 36"	KSQ364LTO	□□□	50.0#	361
		42 x 42"	KSQ424LTO	□□□	60.0#	465
		48 x 48"	KSQ484LTO	□□□	70.0#	525
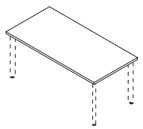 ARACT	**Meeting Table Rectangular Worksurface** • Worksurface only • 1" thick top • Specify slimline legs separately; requires 2 sets of legs, 4 legs total • 60" and wider models feature a support bracket; 60" and wider models cannot accommodate under-surface placement of full-height pedestals due to bracket	42 x 18"	KWSR42184LTO	□□□	21.0#	$ 291
		48 x 24"	KWSR48244LTO	□□□	28.0#	299
		60 x 24"	KWSR60244LTO	□□□	35.0#	390
		60 x 30"	KWSR60304LTO	□□□	44.0#	449
		72 x 30"	KWSR72304LTO	□□□	53.0#	539
			Ⓐ	Ⓑ		

HOW TO ORDER

Indicate the following information on order form:
1. Quantity of each item.
2. Model number, including options. See "How To Build a Model Number".
3. Any special service required.

Note: • The □ indicates that a choice is required.
- The absence of the □ indicates that no choice is required.
- Alpha-numeric characters in place of □ indicate that no other alternatives are available.

HOW TO BUILD A MODEL NUMBER

Ⓐ Select basic model.

Ⓑ Select horizontal surface finish.
Refer to the **Product Color Options** page in this price list.

SPECIAL SERVICES

Special Carton Marking

With specially marked information N/C

Shipping

Ships **knocked down, FOB Bonduel, WI 54107, freight prepaid.** Freight class 85.

Specifications and prices are subject to change without prior notice.

Aristotle® Classic Accessories
Toggle Tops

Aristotle® Classic Accessories
Toggle Tops

	MODEL	D x W	MODEL NUMBER Basic Model	Back Panel	Grommets	Horizontal Surface Finish	Vertical Surface Finish	Approx. Packaged Weight	Open Back	1/2 Height Back Panel
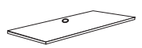 KTELT	**Top Only-Use with Toggle Electrical T-Leg** • Worksurface only • Specify Toggle height-adjustable base separately • 1" thick top • Full back panel not an option • Back panel laminate will run horizontally • Surfaces are undersized 1/2" deep and 1-1/2" width to alleviate pinch points	24 x 48"	KTELT2448TO.H	□□	□□□	□□□	□□□	28.0#	$ 299	$ 477
		24 x 60"	KTELT2460TO.H	□□	□□□	□□□	□□□	35.0#	390	587
		24 x 72"	KTELT2472TO.H	□□	□□□	□□□	□□□	51.0#	479	697
		30 x 48"	KTELT3048TO.H	□□	□□□	□□□	□□□	30.0#	288	537
		30 x 60"	KTELT3060TO.H	□□	□□□	□□□	□□□	37.0#	449	647
		30 x 72"	KTELT3072TO.H	□□	□□□	□□□	□□□	53.0#	539	757
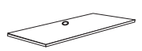 KTELC	**Top Only-Use with Toggle Electrical C-Leg** • Worksurface only • Specify Toggle height-adjustable base separately • 1" thick top • Full back panel not an option • Back panel laminate will run horizontally • Surfaces are undersized 1/2" deep and 1-1/2" width to alleviate pinch points	24 x 48"	KTELC2448TO.H	□□	□□□	□□□	□□□	28.0#	$ 299	$ 477
		24 x 60"	KTELC2460TO.H	□□	□□□	□□□	□□□	35.0#	390	587
		24 x 72"	KTELC2472TO.H	□□	□□□	□□□	□□□	51.0#	479	697
		30 x 48"	KTELC3048TO.H	□□	□□□	□□□	□□□	30.0#	288	537
		30 x 60"	KTELC3060TO.H	□□	□□□	□□□	□□□	37.0#	449	647
		30 x 72"	KTELC3072TO.H	□□	□□□	□□□	□□□	53.0#	539	757
			Ⓐ	Ⓑ	Ⓒ	Ⓓ	Ⓔ			

HOW TO ORDER

Indicate the following information on order form:
1. Quantity of each item.
2. Model number, including options. See "How To Build a Model Number".
3. Any special service required.

Note: • The □ indicates that a choice is required.
- The absence of the □ indicates that no choice is required.
- Alpha-numeric characters in place of □ indicate that no other alternatives are available.

HOW TO BUILD A MODEL NUMBER

Ⓐ Select basic model.

Ⓑ Select back panel.

OB	- Open back
2Q	- 1/2 height back panel

Ⓒ Select grommet option.

NGR	- No grommet
GRC	- Grommet center rear<price o="1626569" ps="4" s="44" t="1" />

Ⓓ Select horizontal surface finish.
Refer to the **Product Color Options** page in this price list.

Ⓔ Select vertical surface finish.
Refer to the **Product Color Options** page in this price list.

SPECIAL SERVICES

Special Carton Marking

With specially marked information	N/C

Shipping

Ships **knocked down, FOB KI-Aristotle Brampton, ON L6T 5T6, freight prepaid.** Freight class 85.

Specifications and prices are subject to change without prior notice.

Aristotle® Classic Accessories

Grommet, Wire Management Channel, Keyed Alike Kits

Aristotle® Classic Accessories

Grommet, Wire Management Channel, Keyed Alike Kits

	MODEL	Features	W x D	MODEL NUMBER Basic Model	Approx. Packaged Weight	Delivered Pricing
 HRDPT	**Grommet** • 2-3/4" diameter • Field installed • Requires 2-3/4" diameter hole • Black finish		2-3/4 x 2-3/4"	KGR	1.0#	$ 4
 HRDPT	**Wire Management Channel** • Attaches to back panel • Field installed • 12" J-channel • Conceals wires beneath desktop		12"	KWMC	1.0#	$ 4
HRDPT	**Keyed Alike Kits** • Provides single key workstation access • Field installed • Units can be quickly and easily re-keyed using a lock core removal key (included with kit) • Determine corrrect number of keyed alike locks required per office by refer-ring to product illustrations (Note: some units have multiple locks)	1 lock		KKAK.1	1.0#	$ 14
		2 locks		KKAK.2	1.0#	38
		3 locks		KKAK.3	1.0#	53
		4 locks		KKAK.4	1.0#	71
		5 locks		KKAK.5	1.0#	90
		6 locks		KKAK.6	1.0#	106

Ⓐ

HOW TO ORDER

Indicate the following information on order form:
1. Quantity of each item.
2. Model number, including options. See "How To Build a Model Number".
3. Any special service required.

Note: • The ☐ indicates that a choice is required.
- The absence of the ☐ indicates that no choice is required.
- Alpha-numeric characters in place of ☐ indicate that no other alternatives are avail-able.

HOW TO BUILD A MODEL NUMBER

Ⓐ Select basic model.

SPECIAL SERVICES

Special Carton Marking

With specially marked information	N/C

Shipping

Ships **knocked down, FOB KI-Aristotle Brampton, ON L6T 5T6, freight prepaid.** Freight class 85.

Specifications and prices are subject to change without prior notice.

Aristotle® Classic Accessories
LED Task Lights

Aristotle® Classic Accessories
LED Task Lights

	MODEL	W	MODEL NUMBER Basic Model	Approx. Packaged Weight	Delivered Pricing
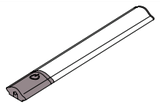 HRDPT	**Single Unit - Overhead LED Task Light** • Attaches to the bottom of overhead storage cabinets or shelving • Task lights are specified by the cabinet width to which they are attached. See "INFORMATION" at bottom of price list page for sizing chart. • Slim profile mounts effortlesly via magnets or screw-in bracket • Attachment hardware included • Touch and hold dimmability with last-state memory • Silver anodized aluminum body/black plastic end caps • 9' power supply • Includes 2 cord managers	12"	LEDTK.12.SGL.GN	1.2#	$ 147
		17"	LEDTK.17.SGL.GN	1.6#	188
		31"	LEDTK.31.SGL.GN	2.1#	230
		44"	LEDTK.44.SGL.GN	2.3#	264
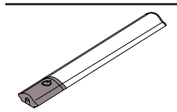 HRDPT	**Starter Unit - Overhead LED Task Light** • Attaches to the bottom of overhead storage cabinets or shelving • Task lights are specified by the cabinet width to which they are attached. See "INFORMATION" below for sizing chart. • Slim profile mounts effortlesly via magnets or screw-in bracket • Attachment hardware included • Touch and hold dimmability with last-state memory • Silver anodized aluminum body/black plastic end caps • Daisy chain with Adder units • 11' power supply • Includes 2 cord managers • Refer to Interlinking Combination table below for optimal performance of daisy chained fixtures	12"	LEDTK.12.DCP.GN	1.2#	$ 192
		17"	LEDTK.17.DCP.GN	1.6#	240
		31"	LEDTK.31.DCP.GN	2.1#	283
		44"	LEDTK.44.DCP.GN	2.3#	321

Ⓐ

HOW TO ORDER

Indicate the following information on order form:
1. Quantity of each item.
2. Model number, including options. See "How To Build a Model Number".
3. Any special service required.

Note: • The ☐ indicates that a choice is required.
- The absence of the ☐ indicates that no choice is required.
- Alpha-numeric characters in place of ☐ indicate that no other alternatives are available.

HOW TO BUILD A MODEL NUMBER

Ⓐ Select basic model.

INFORMATION

LED TASK LIGHT CABINET WIDTH

Cabinet Width	Light Width
24"	12" or 17"
30"	17"
36"	17"
42"	31"
48"	31"
54"	44"
60"	44"
66"	44"
72"	44"

INTERLOCKING SPECIFICATIONS

INTERLINKING COMBINATIONS
(DAISY CHAIN)

# of 12"	# of 17"	# of 31"	# of 44"
6	0	0	0
5	1	0	0
5	0	0	0
4	2	0	0
4	1	0	0
4	0	1	0
4	0	0	0
3	2	0	0
3	1	1	0
3	1	0	0
3	0	1	0
3	0	0	1
3	0	0	0
2	3	0	0
2	2	1	0
2	1	1	0
2	0	2	0
2	0	0	1

INTERLOCKING SPECIFICATIONS

INTERLINKING COMBINATIONS (cont.)
(DAISY CHAIN)

# of 12"	# of 17"	# of 31"	# of 44"
1	4	0	0
1	3	0	0
1	2	1	0
1	2	0	1
1	1	1	0
1	1	0	1
0	4	0	0
0	3	1	0
0	3	0	0
0	2	1	0
0	2	0	1
0	1	2	0
0	1	1	1
0	1	0	1
0	0	3	0
0	0	2	0
0	0	1	1
0	0	0	2

SPECIAL SERVICES

Special Carton Marking

With specially marked information	N/C

Shipping

Ships **knocked down, FOB Manitowoc, WI 54220, freight prepaid.** Freight class 70.

Specifications and prices are subject to change without prior notice.

Aristotle® Classic Accessories
LED Task Lights

Aristotle® Classic Accessories
LED Task Lights

	MODEL	W	MODEL NUMBER Basic Model	Approx. Packaged Weight	Delivered Pricing
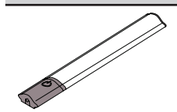 HRDPT	**Adder Unit - Overhead LED Task Light** • Attaches to the bottom of overhead storage cabinets or shelving • Task lights are specified by the cabinet width to which they are attached. See "INFORMATION" below for sizing chart. • Slim profile mounts effortlesly via magnets or screw-in bracket • Attachment hardware included • Touch and hold dimmability with last-state memory • Silver anodized aluminum body/black plastic end caps • Daisy chain with Starter units • 18' jumper cord and connect to starter unit • Includes 2 cord managers • Does not inlcude power supply; must purchase starter unit with power supply • Controlled by the on/off/dimmer of the starter unit • Refer to Interlinking Combination table below for optimal performance of daisy chained fixtures	12"	LEDTK.12.DCA.GN	1.2#	$ 95
		17"	LEDTK.17.DCA.GN	1.6#	109
		31"	LEDTK.31.DCA.GN	2.1#	152
		44"	LEDTK.44.DCA.GN	2.3#	188
			Ⓐ		

HOW TO ORDER

Indicate the following information on order form:
1. Quantity of each item.
2. Model number, including options. See "How To Build a Model Number".
3. Any special service required.

Note: • The ☐ indicates that a choice is required.
- The absence of the ☐ indicates that no choice is required.
- Alpha-numeric characters in place of ☐ indicate that no other alternatives are available.

HOW TO BUILD A MODEL NUMBER

Ⓐ Select basic model.

INFORMATION

LED TASK LIGHT CABINET WIDTH

Cabinet Width	Light Width
24"	12" or 17"
30"	17"
36"	17"
42"	31"
48"	31"
54"	44"
60"	44"
66"	44"
72"	44"

INTERLOCKING SPECIFICATIONS

INTERLINKING COMBINATIONS
(DAISY CHAIN)

# of 12"	# of 17"	# of 31"	# of 44"
6	0	0	0
5	1	0	0
5	0	0	0
4	2	0	0
4	1	0	0
4	0	1	0
4	0	0	0
3	2	0	0
3	1	1	0
3	1	0	0
3	0	1	0
3	0	0	1
3	0	0	0
2	3	0	0
2	2	1	0
2	1	1	0
2	0	2	0
2	0	0	1

INTERLOCKING SPECIFICATIONS

INTERLINKING COMBINATIONS (cont.)
(DAISY CHAIN)

# of 12"	# of 17"	# of 31"	# of 44"
1	4	0	0
1	3	0	0
1	2	1	0
1	2	0	1
1	1	1	0
1	1	0	1
0	4	0	0
0	3	1	0
0	3	0	0
0	2	1	0
0	2	0	1
0	1	2	0
0	1	1	1
0	1	0	1
0	0	3	0
0	0	2	0
0	0	1	1
0	0	0	2

SPECIAL SERVICES

Special Carton Marking

With specially marked information N/C

Shipping

Ships **knocked down, FOB Manitowoc, WI 54220, freight prepaid.** Freight class 70.

Specifications and prices are subject to change without prior notice.

Aristotle® Classic
Conference Room Furniture

Aristotle® Classic
Conference Room Furniture

	MODEL	W x D x H	MODEL NUMBER Basic Model	Horizontal Surface Finish	Vertical Surface Finish	Approx. Packaged Weight	Delivered Pricing
 ARACC	**Lectern** • Features two interior shelves • Grommet included • Locking casters • Ships assembled	18 x 18 x 44”	KLT1818.H	□□□	□□□	85.0#	$ 815
 ARACC	**End table** • Full width center support • Ships K.D.	24 x 24 x 18”	KET2424.H	□□□	□□□	40.0#	$ 406
		30 x 30 x 18”	KET3030.H	□□□	□□□	50.0#	443
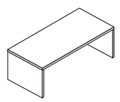 ARACC	**Coffee Table** • Full width center support • Ships K.D.	42 x 20 x 16”	KCT4220.H	□□□	□□□	50.0#	$ 446
		48 x 24 x 16”	KCT4824.H	□□□	□□□	55.0#	485
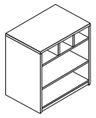 ARACC	**Printer Table** • Three 8-1/2 x 2-3/4” high paper sorter cubbies • One pullout shelf with paper access • 12” upper and 8” lower shelf clearance • Rear cable management grommets • Ships assembled	30 x 24 x 29”	KPT3024.H	□□□	□□□	100.0#	$ 746
		36 x 24 x 29”	KPT3624.H	□□□	□□□	110.0#	844
			Ⓐ	Ⓑ	Ⓒ		

HOW TO ORDER

Indicate the following information on order form:
1. Quantity of each item.
2. Model number, including options. See “How To Build a Model Number”.
3. Any special service required.

Note: • The □ indicates that a choice is required.
- The absence of the □ indicates that no choice is required.
- Alpha-numeric characters in place of □ indicate that no other alternatives are available.

HOW TO BUILD A MODEL NUMBER

Ⓐ Select basic model.

Ⓑ Select horizontal surface finish.
Refer to the **Product Color Options** page in this price list.

Ⓒ Select vertical surface finish.
Refer to the **Product Color Options** page in this price list.

SPECIAL SERVICES

Special Carton Marking

With specially marked information N/C

Shipping

Ships **assembled, FOB Brampton, ON L6T 5T6, freight prepaid.** Freight class 85. Unless noted.

Specifications and prices are subject to change without prior notice.

Aristotle® Classic
Conference Room Furniture

Aristotle® Classic
Conference Room Furniture

	MODEL	W x D x H	MODEL NUMBER: Basic Model	Horizontal Surface Finish	Vertical Surface Finish	Pull Option	Approx. Packaged Weight	Delivered Pricing
	**Single Service Cart** • Integral pull is standard; use xxx2 for optional pulls • Upper pull-out shelf • One box drawer • Storage cabinet features adjustable shelf • Non-locking • Ships assembled	19 x 21 x 36"	KSS1921.H	□□□	□□□	□□□□	85.0#	$ 1040
ARACC								
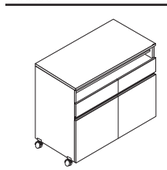	**Double Service Cart** • Integral pull is standard; use xxx4 for optional pulls • Upper pull-out shelf • Two box drawers • Adjustable storage cabinet shelves • Non-locking • Ships assembled	32 x 21 x 36"	KSS3221.H	□□□	□□□	□□□□	120.0#	$ 1739
ARACC								
			Ⓐ	Ⓑ	Ⓒ	Ⓓ		

HOW TO ORDER

Indicate the following information on order form:
1. Quantity of each item.
2. Model number, including options. See "How To Build a Model Number".
3. Any special service required.

Note: • The □ indicates that a choice is required.
• The absence of the □ indicates that no choice is required.
• Alpha-numeric characters in place of □ indicate that no other alternatives are available.

HOW TO BUILD A MODEL NUMBER

Ⓐ Select basic model.

Ⓑ Select horizontal surface finish.
Refer to the **Product Color Options** page in this price list.

Ⓒ Select vertical surface finish.
Refer to the **Product Color Options** page in this price list.

Ⓓ Select pull option.

NP	- Standard integral pull
BPA2	- Silver bar pull (2); add $26
BPA4	- Silver bar pull (4); add $51
KIB2	- Waterfall black pull (2); add $26
KIB4	- Waterfall black pull (4); add $51
KIS2	- Waterfall silver pull (2); add $26
KIS4	- Waterfall silver pull (4); add $51
RCP2	- Rectangular silver pull (2); add $26
RCP4	- Rectangular silver pull (4); add $51

SPECIAL SERVICES

Special Carton Marking

With specially marked information N/C

Shipping

Ships **assembled, FOB KI-Aristotle Brampton, ON L6T 5T6, freight prepaid.** Freight class 85.

Specifications and prices are subject to change without prior notice.

Aristotle® Classic
Conference Room Furniture

Aristotle® Classic
Conference Room Furniture

	MODEL	W x D x H	MODEL NUMBER: Basic Model	Horizontal Surface Finish	Vertical Surface Finish	Pull Option	Approx. Packaged Weight	Delivered Pricing
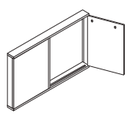 ARACC	**Marker Board** • Integral pull is standard; use xxx2 for optional pulls • Whiteboard for dry-erase markers • Ledge for eraser and marker storage • Left door-tackable corkboard • Right door-flipchart pegs (on 17-1/2" centers) • Two-piece cleat wall-mount system • Ships assembled	50 x 5 x 40"	KMB5040.H	□□□	□□□	□□□□	140.0#	$ 1743
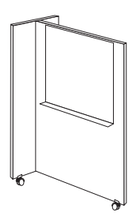 ARACC	**Mobile White Board Divider** • Marker tray standard • 36 x 36" markerboard • Ships K.D.	48 x 28 x 72"	KMWD4872.H		□□□		120.0#	$ 1307
			Ⓐ	Ⓑ	Ⓒ	Ⓓ		

HOW TO ORDER

Indicate the following information on order form:
1. Quantity of each item.
2. Model number, including options. See "How To Build a Model Number".
3. Any special service required.

Note: • The □ indicates that a choice is required.
- The absence of the □ indicates that no choice is required.
- Alpha-numeric characters in place of □ indicate that no other alternatives are available.

HOW TO BUILD A MODEL NUMBER

Ⓐ Select basic model.

Ⓑ Select horizontal surface finish.
Refer to the **Product Color Options** page in this price list.

Ⓒ Select vertical surface finish.
Refer to the **Product Color Options** page in this price list.

Ⓓ Select pull option.

NP	- Standard integral pull
BPA2	- Silver bar pull (2); add $26
BPA4	- Silver bar pull (4); add $51
KIB2	- Waterfall black pull (2); add $26
KIB4	- Waterfall black pull (4); add $51
KIS2	- Waterfall silver pull (2); add $26
KIS4	- Waterfall silver pull (4); add $51
RCP2	- Rectangular silver pull (2); add $26
RCP4	- Rectangular silver pull (4); add $51

SPECIAL SERVICES

Special Carton Marking

With specially marked information N/C

Shipping

Ships **assembled, FOB Brampton, ON L6T 5T6, freight prepaid.** Freight class 85. Unless noted.

Specifications and prices are subject to change without prior notice.

Aristotle® Executive
General Information

General Information

The Aristotle Casegoods collection from KI creates upscale environments for intelligent workspaces without a heavy price tag. Warm wood grains offer classic appeal while solid finishes provide a more contemporary aesthetic. Both may be combined with metallic accents for truly unique style.

Aristotle is offered in both a Classic version and an Executive version. Aristotle in its Classic offering is more economical when budget is a key concern. It features 1" work surfaces and a flat grain-matched edge. For a more upscale aesthetic, Aristotle Executive features 1-1/2" worksurfaces, and any of three edge band options may be featured. Aside from worksurfaces, the Classic Aristotle and the Executive Aristotle lines feature similiar construction and specifications and both are planned in keeping with the guidelines set forth in this document.

Aristotle Executive Construction

All worksurfaces, tops and end panels are 1-1/2" thick. Bookcases have 1-1/2" thick top and shelves. Edge banding is 2.5 mm thick and matches the laminate finish. Adjustable glides keep surfaces level.
Most products are shipped pre-assembled. Products that are shipped ready-to-configure have most fittings pre-attached for quick installation.
All dimensions shown are nominal.
Approximate weights and volumes relate to crated items and are indicated for shipping purposes.
Glides allow for 5/8" adjustment.

Drawer construction

Pedestals feature five-sided drawer construction and full depth drawers to maximize storage capacity. Pedestals also feature a pencil tray standard in the upper drawer box.
Lateral files have steel drawers.

Drawer suspension

File drawers utilize a heavy-duty full extension ball bearing slide for smooth operation. Box drawers operate on full extension slides allowing total access to drawer.

File drawers

Credenza, pedestal, and lateral file drawers accommodate letter and legal filing.
Lateral file unit drawers are equipped to accept front-to-back filing hardware, specified separately. Lateral files have an anti-tip interlock system.

Overheads

Overheads have a 13-3⁄4" internal height clearance and feature a full width, concealed cable pass-through 1-3⁄4" high. 36" high overheads have 17-1⁄2" clearance above desktops and are 65" high installed. 43" high overheads have 24" clearance above desk top and are 72" high installed. Wall
mount overheads include instructions and mounting hardware.

Frosted glass door cabinets

Frosted glass doors on overheads and select storage towers have a vinyl wrapped MDF frame in silver finish with tempered, frosted glass.

Acrylic Door Cabinets

Cabinets feature 13-3/4" internal height clearance. Full-width concealed cable pass through (1-3/4") is provided for 36" and 43" high units. Wall mount also available. Units are non-locking.

Desktop panel screens

Desktop panels are 1⁄4" thick frosted acrylic to offer personal privacy while enhancing the overall design. Desktop panel supports are available separately in silver or black finish. A simple surface-mounted attachment secures the panel support to the desktop as a field installation.

Sizes

Published width and depth dimensions are nominal. To determine actual sizes use the multiplier 0.9843. (Example: a desk listed with a nominal width of 60" is actually 60" x 0.9843 = 59-1⁄16"), and refer to the conversion chart below:

Nominal/Actual		Nominal/Actual	
24"	23-5⁄8"	72"	70-7⁄8"
30"	29-1⁄2"	78"	76-3⁄4"
36"	35-7⁄16"	84"	82-11⁄16"
42"	41-5⁄16"	90"	88-9⁄16"
48"	47-1⁄4"	96"	94-1⁄2"
54"	53-1⁄8"	102"	100-3⁄8"
60"	59-1⁄16"	108"	106-1⁄4"
66"	64-15/16"		

Grommets

Grommets are indicated on all product illustrations when standard and have a 2-3⁄4" diameter opening. For non-standard locations, field-installed grommet kits are available. See Accessories.

End and Back Panels

Full height end and back panels are standard on most items. Partial height panels are available as a no charge option on most desk shells, extended corner desk shells, and corner units. The 2Q option provides 14" clearance from the floor, and the 3Q option provides 8" clearance from the floor.

Modesty Panels

Partial modesty panels (PMP) are 14" and provide 14" of lower clearance. Full height modesty panels (FMP) extend to the floor. Partial modesty panels are standard with no upcharge. Full modesty panels are offered on limited models at an upcharge.

Pulls

Surface-mounted handles are standard where shown.
Note that overheads do not feature pulls.

Laminate top and base finish

All surfaces are manufactured using highperformance thermally fused laminate, providing a durable, resilient finish.
Laminates can be mixed and matched to create a two-toned look. Edge banding matches laminate finish.
Shelf finish on bookcases and overheads matches shell (vertical) finish.

Meeting table, freestanding desk and return base metal leg finish

Matching freestanding tables provide auxiliary worksurfaces. Metal legs in two styles offer strength and durability in a contemporary profile.
Metal-legged returns are attached to a primary desk with flat attachment brackets. The legs include an integrated wire management slot and an adjustable glide.

Keying options

Locks are standard on all pedestals, credenzas, and lateral files.
Locks are pre-installed in all workstation components (all multi-lock units are keyed alike).
Workstations are available keyed alike at time of order. Indicate clearly which offices are to be keyed alike. See Keyed Alike Kits if additional key sets are required.
The following key options are available at the end of the model strings:
KS - Key standard
KA - Key alike (note room numbers on order)

Power Station

Each power station features three grounded outlets, two jacks (RJ45/RJ11) and a 10-ft power cord. Hole diameter is 4-1/4".



Power Station

Edge detail

1-1/2" thick worksurface and top 2.5 mm flat edge banding.

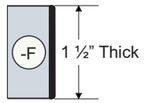

Flat edge

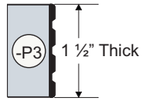

Profiled edge

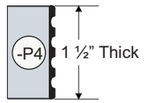

Profiled edge

Pulls

Surface-mounted handles are standard where shown.

Note that overheads do not feature pulls.

Aristotle® Executive Pedestal Desks

Double Pedestal Desks

Aristotle® Executive Pedestal Desks

Double Pedestal Desks

	MODEL	W x D x H	MODEL NUMBER: Basic Model	Edge Style	Horizontal Surface Finish	Vertical Surface Finish	Pull Option	Lock Option	Approx. Packaged Weight	Delivered Pricing
 AEPED	**Double Pedestal Desk, Box/File Option A** • 1-1/2" top with choice of three edge styles • Two box/file pedestals • Full height modesty panel recessed 2-1/2" for 30" deep desks and 8-3/4" for 36" deep desks • Grommets not offered • Pedestals feature locks on inside panels • 84" desks have center support panel	60 x 30 x 29-1/2"	KDP6030A.E	□□	□□□	□□□	□□□□	□□	270.0#	$ 2084
		66 x 30 x 29-1/2"	KDP6630A.E	□□	□□□	□□□	□□□□	□□	280.0#	2190
		72 x 30 x 29-1/2"	KDP7230A.E	□□	□□□	□□□	□□□□	□□	290.0#	2304
		72 x 36 x 29-1/2"	KDP7236A.E	□□	□□□	□□□	□□□□	□□	305.0#	2319
		84 x 36 x 29-1/2"	KDP8436A.E	□□	□□□	□□□	□□□□	□□	325.0#	2434
 AEPED	**Double Pedestal Desk, Box/Box/File Option B** • 1-1/2" top with choice of three edge styles • Two box/box/file pedestals • Full height modesty panel recessed 2-1/2" for 30" deep desks and 8-3/4" for 36" deep desks • Grommets not offered • Pedestals feature locks on inside panels • Upper box drawers are non-locking • 84" desks have center support panel	60 x 30 x 29-1/2"	KDP6030B.E	□□	□□□	□□□	□□□□	□□	330.0#	$ 2582
		66 x 30 x 29-1/2"	KDP6630B.E	□□	□□□	□□□	□□□□	□□	340.0#	2695
		72 x 30 x 29-1/2"	KDP7230B.E	□□	□□□	□□□	□□□□	□□	350.0#	2738
		72 x 36 x 29-1/2"	KDP7236B.E	□□	□□□	□□□	□□□□	□□	360.0#	2821
		84 x 36 x 29-1/2"	KDP8436B.E	□□	□□□	□□□	□□□□	□□	385.0#	2909
 AEPED	**Double Pedestal Desk, File/File Option C** • 1-1/2" top with choice of three edge styles • Two file/file pedestals • Full height modesty panel recessed 2-1/2" for 30" deep desks and 8-3/4" for 36" deep desks • Grommets not offered • Pedestals feature locks on inside panels • 84" desks have center support panel	60 x 30 x 29-1/2"	KDP6030C.E	□□	□□□	□□□	□□□□	□□	330.0#	$ 2582
		66 x 30 x 29-1/2"	KDP6630C.E	□□	□□□	□□□	□□□□	□□	340.0#	2695
		72 x 30 x 29-1/2"	KDP7230C.E	□□	□□□	□□□	□□□□	□□	350.0#	2738
		72 x 36 x 29-1/2"	KDP7236C.E	□□	□□□	□□□	□□□□	□□	360.0#	2821
		84 x 36 x 29-1/2"	KDP8436C.E	□□	□□□	□□□	□□□□	□□	385.0#	2909
			Ⓐ	Ⓑ	Ⓒ	Ⓓ	Ⓔ	Ⓕ		

HOW TO ORDER

Indicate the following information on order form:
1. Quantity of each item.
2. Model number, including options. See "How To Build a Model Number".
3. Any special service required.

Note: • The □ indicates that a choice is required.
- The absence of the □ indicates that no choice is required.
- Alpha-numeric characters in place of □ indicate that no other alternatives are available.

HOW TO BUILD A MODEL NUMBER

Ⓐ Select basic model.

Ⓑ Select edge style.

F	- Flat edge
P3	- Three wave profile edge
P4	- Four wave profile edge

Ⓒ Select horizontal surface finish.
Refer to the **Product Color Options** page in this price list.

Ⓓ Select vertical surface finish.
Refer to the **Product Color Options** page in this price list.

Ⓔ Select pull option.

BPA4	- Silver bar pull (4)
BPA6	- Silver bar pull (6)
KIB4	- Waterfall black pull (4)
KIB6	- Waterfall black pull (6)
KIS4	- Waterfall silver pull (4)
KIS6	- Waterfall silver pull (6)
RCP4	- Rectangular silver pull (4)
RCP6	- Rectangular silver pull (6)

Ⓕ Select lock option.

KA	- Key alike
KS	- Key standard

SPECIAL SERVICES

Special Carton Marking

With specially marked information N/C

Shipping

Ships **assembled, FOB KI-Aristotle Brampton, ON L6T 5T6, freight prepaid.** Freight class 85.

Specifications and prices are subject to change without prior notice.

Aristotle® Executive Pedestal Desks

Double Pedestal Desks

Aristotle® Executive Pedestal Desks

Double Pedestal Desks

	MODEL	W x D x H	MODEL NUMBER: Basic Model	Edge Style	Horizontal Surface Finish	Vertical Surface Finish	Pull Option	Lock Option	Approx. Packaged Weight	Delivered Pricing
 AEPED	**Double Pedestal Desk, Box/Box/File Option F** • 1-1/2" top with choice of three edge styles • Box/box/file pedestal on left, upper drawer non-locking • Locking file/file pedestal on right • Full height modesty panel recessed 2-1/2" for 30" deep desks and 8-3/4" for 36" deep desks • Grommets not offered • Pedestals feature locks on inside panels • 84" desks have center support panel	60 x 30 x 29-1/2"	KDP6030F.E	□□	□□□	□□□	□□□□	□□	330.0#	$ 2582
		66 x 30 x 29-1/2"	KDP6630F.E	□□	□□□	□□□	□□□□	□□	340.0#	2695
		72 x 30 x 29-1/2"	KDP7230F.E	□□	□□□	□□□	□□□□	□□	350.0#	2738
		72 x 36 x 29-1/2"	KDP7236F.E	□□	□□□	□□□	□□□□	□□	360.0#	2821
		84 x 36 x 29-1/2"	KDP8436F.E	□□	□□□	□□□	□□□□	□□	385.0#	2909
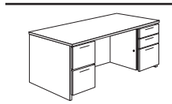 AEPED	**Double Pedestal Desk, Locking File/File Option G** • 1-1/2" top with choice of three edge styles • Box/box/file pedestal on right, upper drawer non-locking • Locking file/file pedestal on left • Full height modesty panel recessed 2-1/2" for 30" deep desks and 8-3/4" for 36" deep desks • Grommets not offered • Pedestals feature locks on inside panels • 84" desks have center support panel	60 x 30 x 29-1/2"	KDP6030G.E	□□	□□□	□□□	□□□□	□□	330.0#	$ 2582
		66 x 30 x 29-1/2"	KDP6630G.E	□□	□□□	□□□	□□□□	□□	340.0#	2695
		72 x 30 x 29-1/2"	KDP7230G.E	□□	□□□	□□□	□□□□	□□	350.0#	2738
		72 x 36 x 29-1/2"	KDP7236G.E	□□	□□□	□□□	□□□□	□□	360.0#	2821
		84 x 36 x 29-1/2"	KDP8436G.E	□□	□□□	□□□	□□□□	□□	385.0#	2909
			Ⓐ	Ⓑ	Ⓒ	Ⓓ	Ⓔ	Ⓕ		

HOW TO ORDER

Indicate the following information on order form:
1. Quantity of each item.
2. Model number, including options. See "How To Build a Model Number".
3. Any special service required.

Note: • The □ indicates that a choice is required.
- The absence of the □ indicates that no choice is required.
- Alpha-numeric characters in place of □ indicate that no other alternatives are available.

HOW TO BUILD A MODEL NUMBER

Ⓐ Select basic model.

Ⓑ Select edge style.

F	- Flat edge
P3	- Three wave profile edge
P4	- Four wave profile edge

Ⓒ Select horizontal surface finish.
Refer to the **Product Color Options** page in this price list.

Ⓓ Select vertical surface finish.
Refer to the **Product Color Options** page in this price list.

Ⓔ Select pull option.

BPA5	- Silver bar pull (5)
KIB5	- Waterfall black pull (5)
KIS5	- Waterfall silver pull (5)
RCP5	- Rectangular silver pull (5)

Ⓕ Select lock option.

KA	- Key alike
KS	- Key standard

SPECIAL SERVICES

Special Carton Marking

With specially marked information N/C

Shipping

Ships **assembled, FOB KI-Aristotle Brampton, ON L6T 5T6, freight prepaid.** Freight class 85.

Specifications and prices are subject to change without prior notice.

Aristotle® Executive Pedestal Desks

Bow Front Double Pedestal Desks

Aristotle® Executive Pedestal Desks
Bow Front Double Pedestal Desks

	MODEL	W x D x H	MODEL NUMBER Basic Model	Edge Style (A)	Horizontal Surface Finish (B)	Vertical Surface Finish (C)	Pull Option (D)	Lock Option (E)	Approx. Packaged Weight	Delivered Pricing
 AEPED	**Bow Front Double Pedestal Desk, Box/File Option A** • 1-1/2" top with choice of three edge styles • Two box/file pedestals • Full height modesty panel recessed 8-3/4" for 36" deep desks and 14-3/4" for 42" deep desks • Grommets not offered • Pedestals feature locks on inside panels • 84" desks have center support panel	66 x 36 x 29-1/2"	KBDP6636A.E	□□	□□□	□□□	□□□□	□□	295.0#	$ 2710
		72 x 42 x 29-1/2"	KBDP7242A.E	□□	□□□	□□□	□□□□	□□	320.0#	2721
		84 x 42 x 29-1/2"	KBDP8442A.E	□□	□□□	□□□	□□□□	□□	335.0#	2801
 AEPED	**Bow Front Double Pedestal Desk, Box/Box/File Option B** • 1-1/2" top with choice of three edge styles • Two box/box/file pedestals • Full height modesty panel recessed 8-3/4" for 36" deep desks and 14-3/4" for 42" deep desks • Grommets not offered • Pedestals feature locks on inside panels • Upper box drawers are non-locking • 84" desks have center support panel	66 x 36 x 29-1/2"	KBDP6636B.E	□□	□□□	□□□	□□□□	□□	355.0#	$ 3177
		72 x 42 x 29-1/2"	KBDP7242B.E	□□	□□□	□□□	□□□□	□□	380.0#	3204
		84 x 42 x 29-1/2"	KBDP8442B.E	□□	□□□	□□□	□□□□	□□	395.0#	3248
 AEPED	**Bow Front Double Pedestal Desk, File/File Option C** • 1-1/2" top with choice of three edge styles • Two file/file pedestals • Full height modesty panel recessed 8-3/4" for 36" deep desks and 14-3/4" for 42" deep desks • Grommets not offered • Pedestals feature locks on inside panels • 84" desks have center support panel	66 x 36 x 29-1/2"	KBDP6636C.E	□□	□□□	□□□	□□□□	□□	355.0#	$ 3177
		72 x 42 x 29-1/2"	KBDP7242C.E	□□	□□□	□□□	□□□□	□□	380.0#	3204
		84 x 42 x 29-1/2"	KBDP8442C.E	□□	□□□	□□□	□□□□	□□	395.0#	3248

Ⓐ Ⓑ Ⓒ Ⓓ Ⓔ Ⓕ

HOW TO ORDER

Indicate the following information on order form:
1. Quantity of each item.
2. Model number, including options. See "How To Build a Model Number".
3. Any special service required.

Note: • The □ indicates that a choice is required.
- The absence of the □ indicates that no choice is required.
- Alpha-numeric characters in place of □ indicate that no other alternatives are available.

HOW TO BUILD A MODEL NUMBER

Ⓐ Select basic model.

Ⓑ Select edge style.

F	- Flat edge
P3	- Three wave profile edge
P4	- Four wave profile edge

Ⓒ Select horizontal surface finish.
Refer to the **Product Color Options** page in this price list.

Ⓓ Select vertical surface finish.
Refer to the **Product Color Options** page in this price list.

Ⓔ Select pull option.

BPA4	- Silver bar pull (4)
BPA6	- Silver bar pull (6)
KIB4	- Waterfall black pull (4)
KIB6	- Waterfall black pull (6)
KIS4	- Waterfall silver pull (4)
KIS6	- Waterfall silver pull (6)
RCP4	- Rectangular silver pull (4)
RCP6	- Rectangular silver pull (6)

Ⓕ Select lock option.

KA	- Key alike
KS	- Key standard

SPECIAL SERVICES

Special Carton Marking

With specially marked information N/C

Shipping

Ships **assembled, FOB KI-Aristotle Brampton, ON L6T 5T6, freight prepaid.** Freight class 85.

Specifications and prices are subject to change without prior notice.

Aristotle® Executive Pedestal Desks

Bow Front Double Pedestal Desks

Aristotle® Executive Pedestal Desks

Bow Front Double Pedestal Desks

	MODEL	W x D x H	MODEL NUMBER: Basic Model	Edge Style Ⓑ	Horizontal Surface Finish Ⓒ	Vertical Surface Finish Ⓓ	Pull Option Ⓔ	Lock Option Ⓕ	Approx. Packaged Weight	Delivered Pricing
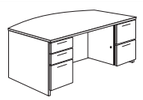 AEPED	**Bow Front Double Pedestal Desk, Box/Box/File Option F** • 1-1/2" top with choice of three edge styles • Box/box/file pedestal on left, upper drawer non-locking • Locking file/file pedestal on right • Full height modesty panel recessed 8-3/4" for 36" deep desks and 14-3/4" for 42" deep desks • Grommets not offered • Pedestals feature locks on inside panels • 84" desks have center support panel	66 x 36 x 29-1/2"	KBDP6636F.E	□□	□□□	□□□	□□□□	□□	355.0#	$ 3177
		72 x 42 x 29-1/2"	KBDP7242F.E	□□	□□□	□□□	□□□□	□□	380.0#	3204
		84 x 42 x 29-1/2"	KBDP8442F.E	□□	□□□	□□□	□□□□	□□	395.0#	3248
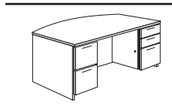 AEPED	**Bow Front Double Pedestal Desk, Locking File/File Option G** • 1-1/2" top with choice of three edge styles • Locking file/file pedestal on left • Box/box/file pedestal on right, upper drawer non-locking • Full height modesty panel recessed 8-3/4" for 36" deep desks and 14-3/4" for 42" deep desks • Grommets not offered • Pedestals feature locks on inside panels • 84" desks have center support panel	66 x 36 x 29-1/2"	KBDP6636G.E	□□	□□□	□□□	□□□□	□□	355.0#	$ 3177
		72 x 42 x 29-1/2"	KBDP7242G.E	□□	□□□	□□□	□□□□	□□	380.0#	3204
		84 x 42 x 29-1/2"	KBDP8442G.E	□□	□□□	□□□	□□□□	□□	395.0#	3248

Ⓐ Ⓑ Ⓒ Ⓓ Ⓔ Ⓕ

HOW TO ORDER

Indicate the following information on order form:
1. Quantity of each item.
2. Model number, including options. See "How To Build a Model Number".
3. Any special service required.

Note: • The □ indicates that a choice is required.
- The absence of the □ indicates that no choice is required.
- Alpha-numeric characters in place of □ indicate that no other alternatives are available.

HOW TO BUILD A MODEL NUMBER

Ⓐ Select basic model.

Ⓑ Select edge style.

F	- Flat edge
P3	- Three wave profile edge
P4	- Four wave profile edge

Ⓒ Select horizontal surface finish.
Refer to the **Product Color Options** page in this price list.

Ⓓ Select vertical surface finish.
Refer to the **Product Color Options** page in this price list.

Ⓔ Select pull option.

BPA5	- Silver bar pull (5)
KIB5	- Waterfall black pull (5)
KIS5	- Waterfall silver pull (5)
RCP5	- Rectangular silver pull (5)

Ⓕ Select lock option.

KA	- Key alike
KS	- Key standard

SPECIAL SERVICES

Special Carton Marking

With specially marked information	N/C

Shipping

Ships **assembled, FOB KI-Aristotle Brampton, ON L6T 5T6, freight prepaid.** Freight class 85.

Specifications and prices are subject to change without prior notice.

Aristotle® Executive Pedestal Desks

Single Pedestal Desks-Pedestal on Left

Aristotle® Executive Pedestal Desks

Single Pedestal Desks-Pedestal on Left

	MODEL	W x D x H	MODEL NUMBER Basic Model	Edge Style	Horizontal Surface Finish	Vertical Surface Finish	End Panel	Pull Option	Lock Option	Approx. Packaged Weight	Delivered Pricing
 AESPD	**Single Pedestal Desk-Left, Box/File Option A** • 1-1/2" top with choice of three edge styles • Box/file pedestal on left • Full height modesty panel recessed 2-1/2" for 30" deep desks and 8-3/4" for 36" deep desks • Grommets not offered • Pedestals feature locks on inside panels • 84" desks have center support panel	48 x 30 x 29-1/2"	KSPL4830A.E	□□	□□□	□□□	□□□□	□□□□	□□	190.0#	$ 1553
		54 x 30 x 29-1/2"	KSPL5430A.E	□□	□□□	□□□	□□□□	□□□□	□□	200.0#	1611
		60 x 30 x 29-1/2"	KSPL6030A.E	□□	□□□	□□□	□□□□	□□□□	□□	215.0#	1691
		66 x 30 x 29-1/2"	KSPL6630A.E	□□	□□□	□□□	□□□□	□□□□	□□	225.0#	1805
		72 x 30 x 29-1/2"	KSPL7230A.E	□□	□□□	□□□	□□□□	□□□□	□□	240.0#	1926
		72 x 36 x 29-1/2"	KSPL7236A.E	□□	□□□	□□□	□□□□	□□□□	□□	250.0#	1994
		84 x 36 x 29-1/2"	KSPL8436A.E	□□	□□□	□□□	□□□□	□□□□	□□	265.0#	2034
 AESPD	**Single Pedestal Desk-Left, Box/Box/File Option B** • 1-1/2" top with choice of three edge styles • Box/box/file pedestal on left • Full height modesty panel recessed 2-1/2" for 30" deep desks and 8-3/4" for 36" deep desks • Grommets not offered • Pedestals feature locks on inside panels • Upper box drawer is non-locking • 84" desks have center support panel	48 x 30 x 29-1/2"	KSPL4830B.E	□□	□□□	□□□	□□□□	□□□□	□□	220.0#	$ 1805
		54 x 30 x 29-1/2"	KSPL5430B.E	□□	□□□	□□□	□□□□	□□□□	□□	230.0#	1842
		60 x 30 x 29-1/2"	KSPL6030B.E	□□	□□□	□□□	□□□□	□□□□	□□	245.0#	1941
		66 x 30 x 29-1/2"	KSPL6630B.E	□□	□□□	□□□	□□□□	□□□□	□□	255.0#	2058
		72 x 30 x 29-1/2"	KSPL7230B.E	□□	□□□	□□□	□□□□	□□□□	□□	270.0#	2157
		72 x 36 x 29-1/2"	KSPL7236B.E	□□	□□□	□□□	□□□□	□□□□	□□	280.0#	2242
		84 x 36 x 29-1/2"	KSPL8436B.E	□□	□□□	□□□	□□□□	□□□□	□□	295.0#	2313
 AESPD	**Single Pedestal Desk-Left, File/File Option C** • 1-1/2" top with choice of three edge styles • File/file pedestal on left • Full height modesty panel recessed 2-1/2" for 30" deep desks and 8-3/4" for 36" deep desks • Grommets not offered • Pedestals feature locks on inside panels • 84" desks have center support panel	48 x 30 x 29-1/2"	KSPL4830C.E	□□	□□□	□□□	□□□□	□□□□	□□	220.0#	$ 1805
		54 x 30 x 29-1/2"	KSPL5430C.E	□□	□□□	□□□	□□□□	□□□□	□□	230.0#	1842
		60 x 30 x 29-1/2"	KSPL6030C.E	□□	□□□	□□□	□□□□	□□□□	□□	245.0#	1941
		66 x 30 x 29-1/2"	KSPL6630C.E	□□	□□□	□□□	□□□□	□□□□	□□	255.0#	2058
		72 x 30 x 29-1/2"	KSPL7230C.E	□□	□□□	□□□	□□□□	□□□□	□□	270.0#	2157
		72 x 36 x 29-1/2"	KSPL7236C.E	□□	□□□	□□□	□□□□	□□□□	□□	280.0#	2242
		84 x 36 x 29-1/2"	KSPL8436C.E	□□	□□□	□□□	□□□□	□□□□	□□	295.0#	2313
				Ⓑ	Ⓒ	Ⓓ	Ⓔ	Ⓕ	Ⓖ		

HOW TO ORDER

Indicate the following information on order form:
1. Quantity of each item.
2. Model number, including options. See "How To Build a Model Number".
3. Any special service required.

Note: • The □ indicates that a choice is required.
- The absence of the □ indicates that no choice is required.
- Alpha-numeric characters in place of □ indicate that no other alternatives are available.

HOW TO BUILD A MODEL NUMBER

Ⓐ Select basic model.

Ⓑ Select edge style.

F	- Flat edge
P3	- Three wave profile edge
P4	- Four wave profile edge

Ⓒ Select horizontal surface finish.
Refer to the **Product Color Options** page in this price list.

Ⓓ Select vertical surface finish.
Refer to the **Product Color Options** page in this price list.

Ⓔ Select end panel option.

CGR	- Recessed end panel right side
FULL	- Full end panel both sides

Ⓕ Select pull option.

BPA2	- Silver bar pull (2)
BPA3	- Silver bar pull (3)
KIB2	- Waterfall black pull (2)
KIB3	- Waterfall black pull (3)
KIS2	- Waterfall silver pull (2)
KIS3	- Waterfall silver pull (3)
RCP2	- Rectangular silver pull (2)
RCP3	- Rectangular silver pull (3)

Ⓖ Select lock option.

KA	- Key alike
KS	- Key standard

SPECIAL SERVICES

Special Carton Marking

With specially marked information N/C

Shipping

Ships **assembled, FOB KI-Aristotle Brampton, ON L6T 5T6, freight prepaid.** Freight class 85.

Specifications and prices are subject to change without prior notice.

Aristotle® Executive Pedestal Desks

Bow Front Single Pedestal Desks-Pedestal on Left

Aristotle® Executive Pedestal Desks
Bow Front Single Pedestal Desks-Pedestal on Left

	MODEL	W x D x H	MODEL NUMBER Basic Model	Edge Style	Horizontal Surface Finish	Vertical Surface Finish	Pull Option	Lock Option	Approx. Packaged Weight	Delivered Pricing
 AEPED	**Bow Front Single Pedestal Desk-Left, Box/File Option A** • 1-1/2" top with choice of three edge styles • Box/file pedestal on left • Full height modesty panel recessed 8-3/4" for 36" deep desks and 14-3/4" for 42" deep desks • Grommets not offered • Pedestals feature locks on inside panels • 84" desks have center support panel	66 x 36 x 29-1/2"	KBSPL6636A.E	□□	□□□	□□□	□□□□	□□	240.0#	$ 2224
		72 x 42 x 29-1/2"	KBSPL7242A.E	□□	□□□	□□□	□□□□	□□	265.0#	2290
		84 x 42 x 29-1/2"	KBSPL8442A.E	□□	□□□	□□□	□□□□	□□	280.0#	2357
 AEPED	**Bow Front Single Pedestal Desk-Left, Box/Box/File Option B** • 1-1/2" top with choice of three edge styles • Box/box/file pedestal on left • Full height modesty panel recessed 8-3/4" for 36" deep desks and 14-3/4" for 42" deep desks • Grommets not offered • Pedestals feature locks on inside panels • Upper box drawer is non-locking • 84" desks have center support panel	66 x 36 x 29-1/2"	KBSPL6636B.E	□□	□□□	□□□	□□□□	□□	270.0#	$ 2454
		72 x 42 x 29-1/2"	KBSPL7242B.E	□□	□□□	□□□	□□□□	□□	295.0#	2528
		84 x 42 x 29-1/2"	KBSPL8442B.E	□□	□□□	□□□	□□□□	□□	310.0#	2604
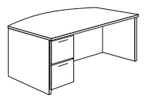 AEPED	**Bow Front Single Pedestal Desk-Left, File/File Option C** • 1-1/2" top with choice of three edge styles • File/file pedestal on left • Full height modesty panel recessed 8-3/4" for 36" deep desks and 14-3/4" for 42" deep desks • Grommets not offered • Pedestals feature locks on inside panels • 84" desks have center support panel	66 x 36 x 29-1/2"	KBSPL6636C.E	□□	□□□	□□□	□□□□	□□	270.0#	$ 2454
		72 x 42 x 29-1/2"	KBSPL7242C.E	□□	□□□	□□□	□□□□	□□	295.0#	2528
		84 x 42 x 29-1/2"	KBSPL8442C.E	□□	□□□	□□□	□□□□	□□	310.0#	2604
			Ⓐ	Ⓑ	Ⓒ	Ⓓ	Ⓔ	Ⓕ		

HOW TO ORDER

Indicate the following information on order form:
1. Quantity of each item.
2. Model number, including options. See "How To Build a Model Number".
3. Any special service required.

Note: • The □ indicates that a choice is required.
- The absence of the □ indicates that no choice is required.
- Alpha-numeric characters in place of □ indicate that no other alternatives are available.

HOW TO BUILD A MODEL NUMBER

Ⓐ Select basic model.

Ⓑ Select edge style.

F	- Flat edge
P3	- Three wave profile edge
P4	- Four wave profile edge

Ⓒ Select horizontal surface finish.
Refer to the **Product Color Options** page in this price list.

Ⓓ Select vertical surface finish.
Refer to the **Product Color Options** page in this price list.

Ⓔ Select pull option.

BPA2	- Silver bar pull (2)
BPA3	- Silver bar pull (3)
KIB2	- Waterfall black pull (2)
KIB3	- Waterfall black pull (3)
KIS2	- Waterfall silver pull (2)
KIS3	- Waterfall silver pull (3)
RCP2	- Rectangular silver pull (2)
RCP3	- Rectangular silver pull (3)

Ⓕ Select lock option.

KA	- Key alike
KS	- Key standard

SPECIAL SERVICES

Special Carton Marking

With specially marked information N/C

Shipping

Ships **assembled, FOB KI-Aristotle Brampton, ON L6T 5T6, freight prepaid.** Freight class 85.

Specifications and prices are subject to change without prior notice.

Aristotle® Executive Pedestal Desks

Single Pedestal Desks-Pedestal on Right

Aristotle® Executive Pedestal Desks

Single Pedestal Desks-Pedestal on Right

	MODEL	W x D x H	MODEL NUMBER: Basic Model	Edge Style (A)	Horizontal Surface Finish (B)	Vertical Surface Finish (C)	End Panel (D)	Pull Option (E)	Lock Option (F)	Approx. Packaged Weight	Delivered Pricing
 AESPD	**Single Pedestal Desk-Right, Box/File Option A** • 1-1/2" top with choice of three edge styles • Box/file pedestal on right • Full height modesty panel recessed 2-1/2" for 30" deep desks and 8-3/4" for 36" deep desks • Grommets not offered • Pedestals feature locks on inside panels • 84" desks have center support panel	48 x 30 x 29-1/2"	KSPR4830A.E	□□	□□□	□□□	□□□□	□□□□	□□	190.0#	$ 1553
		54 x 30 x 29-1/2"	KSPR5430A.E	□□	□□□	□□□	□□□□	□□□□	□□	200.0#	1611
		60 x 30 x 29-1/2"	KSPR6030A.E	□□	□□□	□□□	□□□□	□□□□	□□	215.0#	1691
		66 x 30 x 29-1/2"	KSPR6630A.E	□□	□□□	□□□	□□□□	□□□□	□□	225.0#	1805
		72 x 30 x 29-1/2"	KSPR7230A.E	□□	□□□	□□□	□□□□	□□□□	□□	240.0#	1926
		72 x 36 x 29-1/2"	KSPR7236A.E	□□	□□□	□□□	□□□□	□□□□	□□	250.0#	1994
		84 x 36 x 29-1/2"	KSPR8436A.E	□□	□□□	□□□	□□□□	□□□□	□□	265.0#	2034
 AESPD	**Single Pedestal Desk-Right, Box/Box/File Option B** • 1-1/2" top with choice of three edge styles • Box/box/file pedestal on right • Full height modesty panel recessed 2-1/2" for 30" deep desks and 8-3/4" for 36" deep desks • Grommets not offered • Pedestals feature locks on inside panels • Upper box drawer is non-locking • 84" desks have center support panel	48 x 30 x 29-1/2"	KSPR4830B.E	□□	□□□	□□□	□□□□	□□□□	□□	220.0#	$ 1805
		54 x 30 x 29-1/2"	KSPR5430B.E	□□	□□□	□□□	□□□□	□□□□	□□	230.0#	1842
		60 x 30 x 29-1/2"	KSPR6030B.E	□□	□□□	□□□	□□□□	□□□□	□□	245.0#	1941
		66 x 30 x 29-1/2"	KSPR6630B.E	□□	□□□	□□□	□□□□	□□□□	□□	255.0#	2058
		72 x 30 x 29-1/2"	KSPR7230B.E	□□	□□□	□□□	□□□□	□□□□	□□	270.0#	2157
		72 x 36 x 29-1/2"	KSPR7236B.E	□□	□□□	□□□	□□□□	□□□□	□□	280.0#	2242
		84 x 36 x 29-1/2"	KSPR8436B.E	□□	□□□	□□□	□□□□	□□□□	□□	295.0#	2313
 AESPD	**Single Pedestal Desk-Right, File/File Option C** • 1-1/2" top with choice of three edge styles • File/file pedestal on right • Full height modesty panel recessed 2-1/2" for 30" deep desks and 8-3/4" for 36" deep desks • Grommets not offered • Pedestals feature locks on inside panels • 84" desks have center support panel	48 x 30 x 29-1/2"	KSPR4830C.E	□□	□□□	□□□	□□□□	□□□□	□□	220.0#	$ 1805
		54 x 30 x 29-1/2"	KSPR5430C.E	□□	□□□	□□□	□□□□	□□□□	□□	230.0#	1842
		60 x 30 x 29-1/2"	KSPR6030C.E	□□	□□□	□□□	□□□□	□□□□	□□	245.0#	1941
		66 x 30 x 29-1/2"	KSPR6630C.E	□□	□□□	□□□	□□□□	□□□□	□□	255.0#	2058
		72 x 30 x 29-1/2"	KSPR7230C.E	□□	□□□	□□□	□□□□	□□□□	□□	270.0#	2157
		72 x 36 x 29-1/2"	KSPR7236C.E	□□	□□□	□□□	□□□□	□□□□	□□	280.0#	2242
		84 x 36 x 29-1/2"	KSPR8436C.E	□□	□□□	□□□	□□□□	□□□□	□□	295.0#	2313
				Ⓐ	Ⓑ	Ⓒ	Ⓓ	Ⓔ	Ⓕ	Ⓖ	

HOW TO ORDER

Indicate the following information on order form:
1. Quantity of each item.
2. Model number, including options. See "How To Build a Model Number".
3. Any special service required.

Note: • The □ indicates that a choice is required.
- The absence of the □ indicates that no choice is required.
- Alpha-numeric characters in place of □ indicate that no other alternatives are available.

HOW TO BUILD A MODEL NUMBER

Ⓐ Select basic model.

Ⓑ Select edge style.

F	- Flat edge
P3	- Three wave profile edge
P4	- Four wave profile edge

Ⓒ Select horizontal surface finish.
Refer to the **Product Color Options** page in this price list.

Ⓓ Select vertical surface finish.
Refer to the **Product Color Options** page in this price list.

Ⓔ Select end panel option.

CGL	- Recessed end panel left side
FULL	- Full end panel both sides

Ⓕ Select pull option.

BPA2	- Silver bar pull (2)
BPA3	- Silver bar pull (3)
KIB2	- Waterfall black pull (2)
KIB3	- Waterfall black pull (3)
KIS2	- Waterfall silver pull (2)
KIS3	- Waterfall silver pull (3)
RCP2	- Rectangular silver pull (2)
RCP3	- Rectangular silver pull (3)

Ⓖ Select lock option.

KA	- Key alike
KS	- Key standard

SPECIAL SERVICES

Special Carton Marking

With specially marked information N/C

Shipping

Ships **assembled, FOB KI-Aristotle Brampton, ON L6T 5T6, freight prepaid.** Freight class 85.

Specifications and prices are subject to change without prior notice.

Aristotle® Executive Pedestal Desks

Bow Front Single Pedestal Desks-Pedestal on Right

Aristotle® Executive Pedestal Desks

Bow Front Single Pedestal Desks-Pedestal on Right

	MODEL	W x D x H	MODEL NUMBER Basic Model	Edge Style	Horizontal Surface Finish	Vertical Surface Finish	Pull Option	Lock Option	Approx. Packaged Weight	Delivered Pricing
 AEPED	**Bow Front Single Pedestal Desk-Right, Box/File Option A** • 1-1/2" top with choice of three edge styles • Box/file pedestal on right • Full height modesty panel recessed 8-3/4" for 36" deep desks and 14-3/4" for 42" deep desks • Grommets not offered • Pedestals feature locks on inside panels • 84" desks have center support panel	66 x 36 x 29-1/2"	KBSPR6636A.E	□□	□□□	□□□	□□□□	□□	240.0#	$ 2224
		72 x 42 x 29-1/2"	KBSPR7242A.E	□□	□□□	□□□	□□□□	□□	265.0#	2290
		84 x 42 x 29-1/2"	KBSPR8442A.E	□□	□□□	□□□	□□□□	□□	280.0#	2357
 AEPED	**Bow Front Single Pedestal Desk-Right, Box/Box/File Option B** • 1-1/2" top with choice of three edge styles • Box/box/file pedestal on right • Full height modesty panel recessed 8-3/4" for 36" deep desks and 14-3/4" for 42" deep desks • Grommets not offered • Pedestals feature locks on inside panels • Upper box drawer is non-locking • 84" desks have center support panel	66 x 36 x 29-1/2"	KBSPR6636B.E	□□	□□□	□□□	□□□□	□□	270.0#	$ 2454
		72 x 42 x 29-1/2"	KBSPR7242B.E	□□	□□□	□□□	□□□□	□□	295.0#	2528
		84 x 42 x 29-1/2"	KBSPR8442B.E	□□	□□□	□□□	□□□□	□□	310.0#	2604
 AEPED	**Bow Front Single Pedestal Desk-Right, File/File Option C** • 1-1/2" top with choice of three edge styles • File/file pedestal on right • Full height modesty panel recessed 8-3/4" for 36" deep desks and 14-3/4" for 42" deep desks • Grommets not offered • Pedestals feature locks on inside panels • 84" desks have center support panel	66 x 36 x 29-1/2"	KBSPR6636C.E	□□	□□□	□□□	□□□□	□□	270.0#	$ 2454
		72 x 42 x 29-1/2"	KBSPR7242C.E	□□	□□□	□□□	□□□□	□□	295.0#	2528
		84 x 42 x 29-1/2"	KBSPR8442C.E	□□	□□□	□□□	□□□□	□□	310.0#	2604
			Ⓐ	Ⓑ	Ⓒ	Ⓓ	Ⓔ	Ⓕ		

HOW TO ORDER

Indicate the following information on order form:
1. Quantity of each item.
2. Model number, including options. See "How To Build a Model Number".
3. Any special service required.

Note: • The □ indicates that a choice is required.
- The absence of the □ indicates that no choice is required.
- Alpha-numeric characters in place of □ indicate that no other alternatives are available.

HOW TO BUILD A MODEL NUMBER

Ⓐ Select basic model.

Ⓑ Select edge style.

F	- Flat edge
P3	- Three wave profile edge
P4	- Four wave profile edge

Ⓒ Select horizontal surface finish.
Refer to the **Product Color Options** page in this price list.

Ⓓ Select vertical surface finish.
Refer to the **Product Color Options** page in this price list.

Ⓔ Select pull option.

BPA2	- Silver bar pull (2)
BPA3	- Silver bar pull (3)
KIB2	- Waterfall black pull (2)
KIB3	- Waterfall black pull (3)
KIS2	- Waterfall silver pull (2)
KIS3	- Waterfall silver pull (3)
RCP2	- Rectangular silver pull (2)
RCP3	- Rectangular silver pull (3)

Ⓕ Select lock option.

KA	- Key alike
KS	- Key standard

SPECIAL SERVICES

Special Carton Marking

With specially marked information N/C

Shipping

Ships **assembled, FOB KI-Aristotle Brampton, ON L6T 5T6, freight prepaid.** Freight class 85.

Specifications and prices are subject to change without prior notice.

Aristotle® Executive Desks

Bow Front Desks-Straight Cutaway

Aristotle® Executive Desks

Bow Front Desks-Straight Cutaway

	MODEL	W1 x W2 x D x H	MODEL NUMBER Basic Model	Edge Style	Horizontal Surface Finish	Vertical Surface Finish	Approx. Packaged Weight	Delivered Pricing
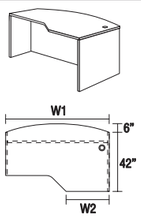	**Bow Front Desk-Extended Left, Straight Cutaway** • 1-1/2" top with choice of three edge styles • Straight cutaway • Bow front extends 6" on visitor side • Full height modesty panel is inset 14-1/4" • Accommodates full height or mobile pedestal, specified separately • Grommet included	66 x 20 x 48 x 29-1/2"	KECDS6620L.E	□□	□□□	□□□	200.0#	$ 2097
		66 x 24 x 48 x 29-1/2"	KECDS6624L.E	□□	□□□	□□□	200.0#	2097
		66 x 30 x 48 x 29-1/2"	KECDS6630L.E	□□	□□□	□□□	200.0#	2097
		72 x 20 x 48 x 29-1/2"	KECDS7220L.E	□□	□□□	□□□	215.0#	2167
		72 x 24 x 48 x 29-1/2"	KECDS7224L.E	□□	□□□	□□□	215.0#	2167
		72 x 30 x 48 x 29-1/2"	KECDS7230L.E	□□	□□□	□□□	215.0#	2167
		78 x 20 x 48 x 29-1/2"	KECDS7820L.E	□□	□□□	□□□	231.0#	2232
		78 x 24 x 48 x 29-1/2"	KECDS7824L.E	□□	□□□	□□□	231.0#	2232
		78 x 30 x 48 x 29-1/2"	KECDS7830L.E	□□	□□□	□□□	231.0#	2232
AEPED								
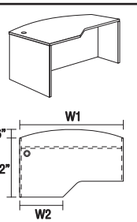	**Bow Front Desk-Extended Right, Straight Cutaway** • 1-1/2" top with choice of three edge styles • Straight cutaway • Bow front extends 6" on visitor side • Full height modesty panel is inset 14-1/4" • Accommodates full height or mobile pedestal, specified separately • Grommet included	66 x 20 x 48 x 29-1/2"	KECDS6620R.E	□□	□□□	□□□	200.0#	$ 2097
		66 x 24 x 48 x 29-1/2"	KECDS6624R.E	□□	□□□	□□□	200.0#	2097
		66 x 30 x 48 x 29-1/2"	KECDS6630R.E	□□	□□□	□□□	200.0#	2097
		72 x 20 x 48 x 29-1/2"	KECDS7220R.E	□□	□□□	□□□	215.0#	2167
		72 x 24 x 48 x 29-1/2"	KECDS7224R.E	□□	□□□	□□□	215.0#	2167
		72 x 30 x 48 x 29-1/2"	KECDS7230R.E	□□	□□□	□□□	215.0#	2167
		78 x 20 x 48 x 29-1/2"	KECDS7820R.E	□□	□□□	□□□	231.0#	2232
		78 x 24 x 48 x 29-1/2"	KECDS7824R.E	□□	□□□	□□□	231.0#	2232
		78 x 30 x 48 x 29-1/2"	KECDS7830R.E	□□	□□□	□□□	231.0#	2232
AEPED								
			Ⓐ	Ⓑ	Ⓒ	Ⓓ		

HOW TO ORDER

Indicate the following information on order form:
1. Quantity of each item.
2. Model number, including options. See "How To Build a Model Number".
3. Any special service required.

Note: • The □ indicates that a choice is required.
- The absence of the □ indicates that no choice is required.
- Alpha-numeric characters in place of □ indicate that no other alternatives are available.

HOW TO BUILD A MODEL NUMBER

Ⓐ Select basic model.

Ⓑ Select edge style.

F	- Flat edge
P3	- Three wave profile edge
P4	- Four wave profile edge

Ⓒ Select horizontal surface finish.
Refer to the **Product Color Options** page in this price list.

Ⓓ Select vertical surface finish.
Refer to the **Product Color Options** page in this price list.

SPECIAL SERVICES

Special Carton Marking

With specially marked information	N/C

Shipping

Ships **knocked down, FOB KI-Aristotle Brampton, ON L6T 5T6, freight prepaid.** Freight class 85.

Specifications and prices are subject to change without prior notice.

Aristotle® Executive Desks
Bow Front Desks-Curved Cutaway

Aristotle® Executive Desks
Bow Front Desks-Curved Cutaway

	MODEL	W1 x W2 x D x H	MODEL NUMBER Basic Model	Edge Style (B)	Horizontal Surface Finish (C)	Vertical Surface Finish (D)	Approx. Packaged Weight	Delivered Pricing
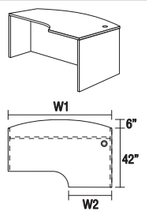	**Bow Front Desk-Extended Left, Curved Cutaway** • 1-1/2" top with choice of three edge styles • Curved cutaway • Bow front extends 6" on visitor side • Full height modesty panel is inset 14-1/4" • Accommodates full height or mobile pedestal, specified separately • Grommet included	66 x 20 x 48 x 29-1/2"	KECDC6620L.E	□□	□□□	□□□	200.0#	$ 2097
		66 x 24 x 48 x 29-1/2"	KECDC6624L.E	□□	□□□	□□□	200.0#	2097
		66 x 30 x 48 x 29-1/2"	KECDC6630L.E	□□	□□□	□□□	200.0#	2097
		72 x 20 x 48 x 29-1/2"	KECDC7220L.E	□□	□□□	□□□	215.0#	2167
		72 x 24 x 48 x 29-1/2"	KECDC7224L.E	□□	□□□	□□□	215.0#	2167
		72 x 30 x 48 x 29-1/2"	KECDC7230L.E	□□	□□□	□□□	215.0#	2167
		78 x 20 x 48 x 29-1/2"	KECDC7820L.E	□□	□□□	□□□	231.0#	2232
		78 x 24 x 48 x 29-1/2"	KECDC7824L.E	□□	□□□	□□□	231.0#	2232
		78 x 30 x 48 x 29-1/2"	KECDC7830L.E	□□	□□□	□□□	231.0#	2232
AEPED								
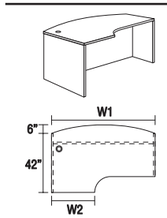	**Bow Front Desk-Extended Right, Curved Cutaway** • 1-1/2" top with choice of three edge styles • Curved cutaway • Bow front extends 6" on visitor side • Full height modesty panel is inset 14-1/4" • Accommodates full height or mobile pedestal, specified separately • Grommet included	66 x 20 x 48 x 29-1/2"	KECDC6620R.E	□□	□□□	□□□	200.0#	$ 2097
		66 x 24 x 48 x 29-1/2"	KECDC6624R.E	□□	□□□	□□□	200.0#	2097
		66 x 30 x 48 x 29-1/2"	KECDC6630R.E	□□	□□□	□□□	200.0#	2097
		72 x 20 x 48 x 29-1/2"	KECDC7220R.E	□□	□□□	□□□	215.0#	2167
		72 x 24 x 48 x 29-1/2"	KECDC7224R.E	□□	□□□	□□□	215.0#	2167
		72 x 30 x 48 x 29-1/2"	KECDC7230R.E	□□	□□□	□□□	215.0#	2167
		78 x 20 x 48 x 29-1/2"	KECDC7820R.E	□□	□□□	□□□	231.0#	2232
		78 x 24 x 48 x 29-1/2"	KECDC7824R.E	□□	□□□	□□□	231.0#	2232
		78 x 30 x 48 x 29-1/2"	KECDC7830R.E	□□	□□□	□□□	231.0#	2232
AEPED								
			Ⓐ	Ⓑ	Ⓒ	Ⓓ		

HOW TO ORDER

Indicate the following information on order form:
1. Quantity of each item.
2. Model number, including options. See "How To Build a Model Number".
3. Any special service required.

Note: • The □ indicates that a choice is required.
- The absence of the □ indicates that no choice is required.
- Alpha-numeric characters in place of □ indicate that no other alternatives are available.

HOW TO BUILD A MODEL NUMBER

Ⓐ Select basic model.

Ⓑ Select edge style.

F	- Flat edge
P3	- Three wave profile edge
P4	- Four wave profile edge

Ⓒ Select horizontal surface finish.
Refer to the **Product Color Options** page in this price list.

Ⓓ Select vertical surface finish.
Refer to the **Product Color Options** page in this price list.

SPECIAL SERVICES

Special Carton Marking

With specially marked information	N/C

Shipping

Ships **knocked down, FOB KI-Aristotle Brampton, ON L6T 5T6, freight prepaid.** Freight class 85.

Specifications and prices are subject to change without prior notice.

Aristotle® Executive Desks
P-Top Desks-Straight Cutaway

Aristotle® Executive Desks
P-Top Desks-Straight Cutaway

	MODEL	W1 x W2 x D x H	MODEL NUMBER: Basic Model	Edge Style	Horizontal Surface Finish	Vertical Surface Finish	Leg Finish	Modesty Panel	Approx. Packaged Weight	Delivered Pricing
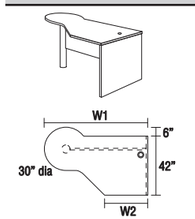	**P-Top Desk-Extended Left, Straight Cutaway** • 1-1/2" top with choice of three edge styles • Straight cutaway • Modesty panel is 14" standard; full modesty panel available with upcharge • 6" diameter post leg • Grommet included	66 x 20 x 48 x 29-1/2"	KPTCS6620L.E	□□	□□□	□□□	□□	□□□	158.0#	$ 2336
		66 x 24 x 48 x 29-1/2"	KPTCS6624L.E	□□	□□□	□□□	□□	□□□	158.0#	2336
		66 x 30 x 48 x 29-1/2"	KPTCS6630L.E	□□	□□□	□□□	□□	□□□	158.0#	2336
		72 x 20 x 48 x 29-1/2"	KPTCS7220L.E	□□	□□□	□□□	□□	□□□	170.0#	2399
		72 x 24 x 48 x 29-1/2"	KPTCS7224L.E	□□	□□□	□□□	□□	□□□	170.0#	2399
		72 x 30 x 48 x 29-1/2"	KPTCS7230L.E	□□	□□□	□□□	□□	□□□	170.0#	2399
		78 x 20 x 48 x 29-1/2"	KPTCS7820L.E	□□	□□□	□□□	□□	□□□	183.0#	2472
		78 x 24 x 48 x 29-1/2"	KPTCS7824L.E	□□	□□□	□□□	□□	□□□	183.0#	2472
		78 x 30 x 48 x 29-1/2"	KPTCS7830L.E	□□	□□□	□□□	□□	□□□	183.0#	2472
AESPD										
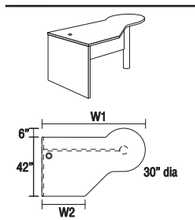	**P-Top Desk-Extended Right, Straight Cutaway** • 1-1/2" top with choice of three edge styles • Straight cutaway • Modesty panel is 14" standard; full modesty panel available with upcharge • 6" diameter post leg • Grommet included	66 x 20 x 48 x 29-1/2"	KPTCS6620R.E	□□	□□□	□□□	□□	□□□	158.0#	$ 2336
		66 x 24 x 48 x 29-1/2"	KPTCS6624R.E	□□	□□□	□□□	□□	□□□	158.0#	2336
		66 x 30 x 48 x 29-1/2"	KPTCS6630R.E	□□	□□□	□□□	□□	□□□	158.0#	2336
		72 x 20 x 48 x 29-1/2"	KPTCS7220R.E	□□	□□□	□□□	□□	□□□	170.0#	2399
		72 x 24 x 48 x 29-1/2"	KPTCS7224R.E	□□	□□□	□□□	□□	□□□	170.0#	2399
		72 x 30 x 48 x 29-1/2"	KPTCS7230R.E	□□	□□□	□□□	□□	□□□	170.0#	2399
		78 x 20 x 48 x 29-1/2"	KPTCS7820R.E	□□	□□□	□□□	□□	□□□	183.0#	2472
		78 x 24 x 48 x 29-1/2"	KPTCS7824R.E	□□	□□□	□□□	□□	□□□	183.0#	2472
		78 x 30 x 48 x 29-1/2"	KPTCS7830R.E	□□	□□□	□□□	□□	□□□	183.0#	2472
AESPD										
			Ⓐ	Ⓑ	Ⓒ	Ⓓ	Ⓔ	Ⓕ		

HOW TO ORDER

Indicate the following information on order form:
1. Quantity of each item.
2. Model number, including options. See "How To Build a Model Number".
3. Any special service required.

Note: • The □ indicates that a choice is required.
- The absence of the □ indicates that no choice is required.
- Alpha-numeric characters in place of □ indicate that no other alternatives are available.

HOW TO BUILD A MODEL NUMBER

Ⓐ Select basic model.

Ⓑ Select edge style.

F	- Flat edge
P3	- Three wave profile edge
P4	- Four wave profile edge

Ⓒ Select horizontal surface finish.
Refer to the **Product Color Options** page in this price list.

Ⓓ Select vertical surface finish.
Refer to the **Product Color Options** page in this price list.

Ⓔ Select leg finish.
Refer to the **Product Color Options** page in this price list.

Ⓕ Select modesty panel.

PMP	- 14" partial back panel (Standard)
FMP	- Full height modesty panel; add $90

SPECIAL SERVICES

Special Carton Marking

With specially marked information	N/C

Shipping

Ships **knocked down, FOB KI-Aristotle Brampton, ON L6T 5T6, freight prepaid.** Freight class 85.

Specifications and prices are subject to change without prior notice.

Aristotle® Executive Desks
P-Top Desks-Curved Cutaway

Aristotle® Executive Desks
P-Top Desks-Curved Cutaway

	MODEL	W1 x W2 x D x H	MODEL NUMBER: Basic Model	Edge Style	Horizontal Surface Finish	Vertical Surface Finish	Leg Finish	Modesty Panel	Approx. Packaged Weight	Delivered Pricing
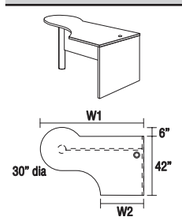	**P-Top Desk-Extended Left, Curved Cutaway** • 1-1/2" top with choice of three edge styles • Curved cutaway • Modesty panel is 14" standard; full modesty panel available with upcharge • 6" diameter post leg • Grommet included	66 x 20 x 48 x 29-1/2"	KPTCC6620L.E	□□	□□□	□□□	□□	□□□	158.0#	$ 2336
		66 x 24 x 48 x 29-1/2"	KPTCC6624L.E	□□	□□□	□□□	□□	□□□	158.0#	2336
		66 x 30 x 48 x 29-1/2"	KPTCC6630L.E	□□	□□□	□□□	□□	□□□	158.0#	2336
		72 x 20 x 48 x 29-1/2"	KPTCC7220L.E	□□	□□□	□□□	□□	□□□	170.0#	2399
		72 x 24 x 48 x 29-1/2"	KPTCC7224L.E	□□	□□□	□□□	□□	□□□	170.0#	2399
		72 x 30 x 48 x 29-1/2"	KPTCC7230L.E	□□	□□□	□□□	□□	□□□	170.0#	2399
		78 x 20 x 48 x 29-1/2"	KPTCC7820L.E	□□	□□□	□□□	□□	□□□	183.0#	2472
		78 x 24 x 48 x 29-1/2"	KPTCC7824L.E	□□	□□□	□□□	□□	□□□	183.0#	2472
		78 x 30 x 48 x 29-1/2"	KPTCC7830L.E	□□	□□□	□□□	□□	□□□	183.0#	2472
AESPD										
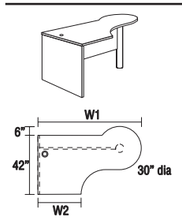	**P-Top Desk-Extended Right, Curved Cutaway** • 1-1/2" top with choice of three edge styles • Curved cutaway • Modesty panel is 14" standard; full modesty panel available with upcharge • 6" diameter post leg • Grommet included	66 x 20 x 48 x 29-1/2"	KPTCC6620R.E	□□	□□□	□□□	□□	□□□	158.0#	$ 2336
		66 x 24 x 48 x 29-1/2"	KPTCC6624R.E	□□	□□□	□□□	□□	□□□	158.0#	2336
		66 x 30 x 48 x 29-1/2"	KPTCC6630R.E	□□	□□□	□□□	□□	□□□	158.0#	2336
		72 x 20 x 48 x 29-1/2"	KPTCC7220R.E	□□	□□□	□□□	□□	□□□	170.0#	2399
		72 x 24 x 48 x 29-1/2"	KPTCC7224R.E	□□	□□□	□□□	□□	□□□	170.0#	2399
		72 x 30 x 48 x 29-1/2"	KPTCC7230R.E	□□	□□□	□□□	□□	□□□	170.0#	2399
		78 x 20 x 48 x 29-1/2"	KPTCC7820R.E	□□	□□□	□□□	□□	□□□	183.0#	2472
		78 x 24 x 48 x 29-1/2"	KPTCC7824R.E	□□	□□□	□□□	□□	□□□	183.0#	2472
		78 x 30 x 48 x 29-1/2"	KPTCC7830R.E	□□	□□□	□□□	□□	□□□	183.0#	2472
AESPD										
			Ⓐ	Ⓑ	Ⓒ	Ⓓ	Ⓔ	Ⓕ		

HOW TO ORDER

Indicate the following information on order form:
1. Quantity of each item.
2. Model number, including options. See "How To Build a Model Number".
3. Any special service required.

Note: • The □ indicates that a choice is required.
- The absence of the □ indicates that no choice is required.
- Alpha-numeric characters in place of □ indicate that no other alternatives are available.

HOW TO BUILD A MODEL NUMBER

Ⓐ Select basic model.

Ⓑ Select edge style.

F	- Flat edge
P3	- Three wave profile edge
P4	- Four wave profile edge

Ⓒ Select horizontal surface finish.
Refer to the **Product Color Options** page in this price list.

Ⓓ Select vertical surface finish.
Refer to the **Product Color Options** page in this price list.

Ⓔ Select leg finish.
Refer to the **Product Color Options** page in this price list.

Ⓕ Select modesty panel.

PMP	- 14" partial back panel (Standard)
FMP	- Full height modesty panel; add $90

SPECIAL SERVICES

Special Carton Marking

With specially marked information	N/C

Shipping

Ships **knocked down, FOB KI-Aristotle Brampton, ON L6T 5T6, freight prepaid.** Freight class 85.

Specifications and prices are subject to change without prior notice.

Aristotle® Executive Desks
D-Top Desks-Straight Cutaway

Aristotle® Executive Desks
D-Top Desks-Straight Cutaway

	MODEL	W1 x W2 x D x H	MODEL NUMBER Basic Model	Edge Style	Horizontal Surface Finish	Vertical Surface Finish	Leg Finish	Modesty Panel	Approx. Packaged Weight	Delivered Pricing
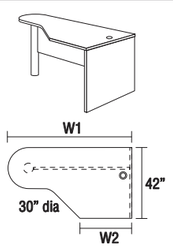	**D-Top Desk-24" Extended Left, Straight Cutaway** • 1-1/2" top with choice of three edge styles • Straight cutaway • Modesty panel is 14" standard; full modesty panel available with upcharge • 6" diameter post leg • Grommet included	66 x 20 x 42 x 29-1/2"	KDTCS662420L.E	☐☐	☐☐☐	☐☐☐	☐☐	☐☐☐	158.0#	$ 2097
		66 x 24 x 42 x 29-1/2"	KDTCS662424L.E	☐☐	☐☐☐	☐☐☐	☐☐	☐☐☐	158.0#	2097
		66 x 30 x 42 x 29-1/2"	KDTCS662430L.E	☐☐	☐☐☐	☐☐☐	☐☐	☐☐☐	158.0#	2097
		72 x 20 x 42 x 29-1/2"	KDTCS722420L.E	☐☐	☐☐☐	☐☐☐	☐☐	☐☐☐	170.0#	2169
		72 x 24 x 42 x 29-1/2"	KDTCS722424L.E	☐☐	☐☐☐	☐☐☐	☐☐	☐☐☐	170.0#	2169
		72 x 30 x 42 x 29-1/2"	KDTCS722430L.E	☐☐	☐☐☐	☐☐☐	☐☐	☐☐☐	170.0#	2169
		78 x 20 x 42 x 29-1/2"	KDTCS782420L.E	☐☐	☐☐☐	☐☐☐	☐☐	☐☐☐	183.0#	2233
		78 x 24 x 42 x 29-1/2"	KDTCS782424L.E	☐☐	☐☐☐	☐☐☐	☐☐	☐☐☐	183.0#	2233
		78 x 30 x 42 x 29-1/2"	KDTCS782430L.E	☐☐	☐☐☐	☐☐☐	☐☐	☐☐☐	183.0#	2233
AESPD										
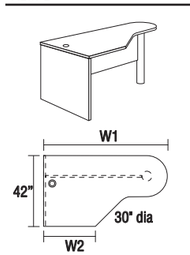	**D-Top Desk-24" Extended Right, Straight Cutaway** • 1-1/2" top with choice of three edge styles • Straight cutaway • Modesty panel is 14" standard; full modesty panel available with upcharge • 6" diameter post leg • Grommet included	66 x 20 x 42 x 29-1/2"	KDTCS662420R.E	☐☐	☐☐☐	☐☐☐	☐☐	☐☐☐	158.0#	$ 2097
		66 x 24 x 42 x 29-1/2"	KDTCS662424R.E	☐☐	☐☐☐	☐☐☐	☐☐	☐☐☐	158.0#	2097
		66 x 30 x 42 x 29-1/2"	KDTCS662430R.E	☐☐	☐☐☐	☐☐☐	☐☐	☐☐☐	158.0#	2097
		72 x 20 x 42 x 29-1/2"	KDTCS722420R.E	☐☐	☐☐☐	☐☐☐	☐☐	☐☐☐	170.0#	2169
		72 x 24 x 42 x 29-1/2"	KDTCS722424R.E	☐☐	☐☐☐	☐☐☐	☐☐	☐☐☐	170.0#	2169
		72 x 30 x 42 x 29-1/2"	KDTCS722430R.E	☐☐	☐☐☐	☐☐☐	☐☐	☐☐☐	170.0#	2169
		78 x 20 x 42 x 29-1/2"	KDTCS782420R.E	☐☐	☐☐☐	☐☐☐	☐☐	☐☐☐	183.0#	2233
		78 x 24 x 42 x 29-1/2"	KDTCS782424R.E	☐☐	☐☐☐	☐☐☐	☐☐	☐☐☐	183.0#	2233
		78 x 30 x 42 x 29-1/2"	KDTCS782430R.E	☐☐	☐☐☐	☐☐☐	☐☐	☐☐☐	183.0#	2233
AESPD										
			Ⓐ	Ⓑ	Ⓒ	Ⓓ	Ⓔ	Ⓕ		

HOW TO ORDER

Indicate the following information on order form:
1. Quantity of each item.
2. Model number, including options. See "How To Build a Model Number".
3. Any special service required.

Note: • The ☐ indicates that a choice is required.
- The absence of the ☐ indicates that no choice is required.
- Alpha-numeric characters in place of ☐ indicate that no other alternatives are available.

HOW TO BUILD A MODEL NUMBER

Ⓐ Select basic model.

Ⓑ Select edge style.

F	- Flat edge
P3	- Three wave profile edge
P4	- Four wave profile edge

Ⓒ Select horizontal surface finish.
Refer to the **Product Color Options** page in this price list.

Ⓓ Select vertical surface finish.
Refer to the **Product Color Options** page in this price list.

Ⓔ Select leg finish.
Refer to the **Product Color Options** page in this price list.

Ⓕ Select modesty panel.

PMP	- 14" partial back panel (Standard)
FMP	- Full height modesty panel; add $90

SPECIAL SERVICES

Special Carton Marking

With specially marked information N/C

Shipping

Ships **knocked down, FOB KI-Aristotle Brampton, ON L6T 5T6, freight prepaid.** Freight class 85.

Specifications and prices are subject to change without prior notice.

Aristotle® Executive Desks
D-Top Desks-Curved Cutaway

Aristotle® Executive Desks
D-Top Desks-Curved Cutaway

	MODEL	W1 x W2 x D x H	MODEL NUMBER: Basic Model	Edge Style	Horizontal Surface Finish	Vertical Surface Finish	Leg Finish	Modesty Panel	Approx. Packaged Weight	Delivered Pricing
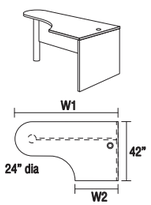	**D-Top Desk-24" Extended Left, Curved Cutaway** • 1-1/2" top with choice of three edge styles • Curved cutaway • Modesty panel is 14" standard; full modesty panel available with upcharge • 6" diameter post leg • Grommet included	66 x 20 x 42 x 29-1/2"	KDTCC662420L.E	☐☐	☐☐☐	☐☐☐	☐☐	☐☐☐	158.0#	$ 2097
		66 x 24 x 42 x 29-1/2"	KDTCC662424L.E	☐☐	☐☐☐	☐☐☐	☐☐	☐☐☐	158.0#	2097
		66 x 30 x 42 x 29-1/2"	KDTCC662430L.E	☐☐	☐☐☐	☐☐☐	☐☐	☐☐☐	158.0#	2097
		72 x 20 x 42 x 29-1/2"	KDTCC722420L.E	☐☐	☐☐☐	☐☐☐	☐☐	☐☐☐	170.0#	2169
		72 x 24 x 42 x 29-1/2"	KDTCC722424L.E	☐☐	☐☐☐	☐☐☐	☐☐	☐☐☐	170.0#	2169
		72 x 30 x 42 x 29-1/2"	KDTCC722430L.E	☐☐	☐☐☐	☐☐☐	☐☐	☐☐☐	170.0#	2169
		78 x 20 x 42 x 29-1/2"	KDTCC782420L.E	☐☐	☐☐☐	☐☐☐	☐☐	☐☐☐	183.0#	2233
		78 x 24 x 42 x 29-1/2"	KDTCC782424L.E	☐☐	☐☐☐	☐☐☐	☐☐	☐☐☐	183.0#	2233
		78 x 30 x 42 x 29-1/2"	KDTCC782430L.E	☐☐	☐☐☐	☐☐☐	☐☐	☐☐☐	183.0#	2233
AESPD										
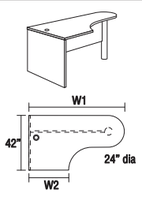	**D-Top Desk-24" Extended Right, Curved Cutaway** • 1-1/2" top with choice of three edge styles • Curved cutaway • Modesty panel is 14" standard; full modesty panel available with upcharge • 6" diameter post leg • Grommet included	66 x 20 x 42 x 29-1/2"	KDTCC662420R.E	☐☐	☐☐☐	☐☐☐	☐☐	☐☐☐	158.0#	$ 2097
		66 x 24 x 42 x 29-1/2"	KDTCC662424R.E	☐☐	☐☐☐	☐☐☐	☐☐	☐☐☐	158.0#	2097
		66 x 30 x 42 x 29-1/2"	KDTCC662430R.E	☐☐	☐☐☐	☐☐☐	☐☐	☐☐☐	158.0#	2097
		72 x 20 x 42 x 29-1/2"	KDTCC722420R.E	☐☐	☐☐☐	☐☐☐	☐☐	☐☐☐	170.0#	2169
		72 x 24 x 42 x 29-1/2"	KDTCC722424R.E	☐☐	☐☐☐	☐☐☐	☐☐	☐☐☐	170.0#	2169
		72 x 30 x 42 x 29-1/2"	KDTCC722430R.E	☐☐	☐☐☐	☐☐☐	☐☐	☐☐☐	170.0#	2169
		78 x 20 x 42 x 29-1/2"	KDTCC782420R.E	☐☐	☐☐☐	☐☐☐	☐☐	☐☐☐	183.0#	2233
		78 x 24 x 42 x 29-1/2"	KDTCC782424R.E	☐☐	☐☐☐	☐☐☐	☐☐	☐☐☐	183.0#	2233
		78 x 30 x 42 x 29-1/2"	KDTCC782430R.E	☐☐	☐☐☐	☐☐☐	☐☐	☐☐☐	183.0#	2233
AESPD										
			Ⓐ	Ⓑ	Ⓒ	Ⓓ	Ⓔ	Ⓕ		

HOW TO ORDER

Indicate the following information on order form:
1. Quantity of each item.
2. Model number, including options. See "How To Build a Model Number".
3. Any special service required.

Note: • The ☐ indicates that a choice is required.
- The absence of the ☐ indicates that no choice is required.
- Alpha-numeric characters in place of ☐ indicate that no other alternatives are available.

HOW TO BUILD A MODEL NUMBER

Ⓐ Select basic model.

Ⓑ Select edge style.

F	- Flat edge
P3	- Three wave profile edge
P4	- Four wave profile edge

Ⓒ Select horizontal surface finish.
Refer to the **Product Color Options** page in this price list.

Ⓓ Select vertical surface finish.
Refer to the **Product Color Options** page in this price list.

Ⓔ Select leg finish.
Refer to the **Product Color Options** page in this price list.

Ⓕ Select modesty panel.

PMP	- 14" partial back panel (Standard)
FMP	- Full height modesty panel; add $90

SPECIAL SERVICES

Special Carton Marking

With specially marked information	N/C

Shipping

Ships **knocked down, FOB KI-Aristotle Brampton, ON L6T 5T6, freight prepaid.** Freight class 85.

Specifications and prices are subject to change without prior notice.

Aristotle® Executive Desks
D-Top Desks-Straight Cutaway

Aristotle® Executive Desks
D-Top Desks-Straight Cutaway

	MODEL	W1 x W2 x D x H	MODEL NUMBER: Basic Model	Edge Style	Horizontal Surface Finish	Vertical Surface Finish	Leg Finish	Modesty Panel	Approx. Packaged Weight	Delivered Pricing
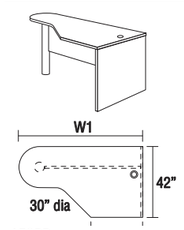	**D-Top Desk-30" Extended Left, Straight Cutaway** • 1-1/2" top with choice of three edge styles • Straight cutaway • Modesty panel is 14" standard; full modesty panel available with upcharge • 6" diameter post leg • Grommet included	66 x 20 x 42 x 29-1/2"	KDTCS663020L.E	☐☐	☐☐☐	☐☐☐	☐☐	☐☐☐	158.0#	$ 2097
		66 x 24 x 42 x 29-1/2"	KDTCS663024L.E	☐☐	☐☐☐	☐☐☐	☐☐	☐☐☐	158.0#	2097
		66 x 30 x 42 x 29-1/2"	KDTCS663030L.E	☐☐	☐☐☐	☐☐☐	☐☐	☐☐☐	158.0#	2097
		72 x 20 x 42 x 29-1/2"	KDTCS723020L.E	☐☐	☐☐☐	☐☐☐	☐☐	☐☐☐	170.0#	2169
		72 x 24 x 42 x 29-1/2"	KDTCS723024L.E	☐☐	☐☐☐	☐☐☐	☐☐	☐☐☐	170.0#	2169
		72 x 30 x 42 x 29-1/2"	KDTCS723030L.E	☐☐	☐☐☐	☐☐☐	☐☐	☐☐☐	170.0#	2169
		78 x 20 x 42 x 29-1/2"	KDTCS783020L.E	☐☐	☐☐☐	☐☐☐	☐☐	☐☐☐	183.0#	2233
		78 x 24 x 42 x 29-1/2"	KDTCS783024L.E	☐☐	☐☐☐	☐☐☐	☐☐	☐☐☐	183.0#	2233
		78 x 30 x 42 x 29-1/2"	KDTCS783030L.E	☐☐	☐☐☐	☐☐☐	☐☐	☐☐☐	183.0#	2233
AESPD										
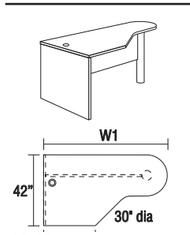	**D-Top Desk-30" Extended Right, Straight Cutaway** • 1-1/2" top with choice of three edge styles • Straight cutaway • Modesty panel is 14" standard; full modesty panel available with upcharge • 6" diameter post leg • Grommet included	66 x 20 x 42 x 29-1/2"	KDTCS663020R.E	☐☐	☐☐☐	☐☐☐	☐☐	☐☐☐	158.0#	$ 2097
		66 x 24 x 42 x 29-1/2"	KDTCS663024R.E	☐☐	☐☐☐	☐☐☐	☐☐	☐☐☐	158.0#	2097
		66 x 30 x 42 x 29-1/2"	KDTCS663030R.E	☐☐	☐☐☐	☐☐☐	☐☐	☐☐☐	158.0#	2097
		72 x 20 x 42 x 29-1/2"	KDTCS723020R.E	☐☐	☐☐☐	☐☐☐	☐☐	☐☐☐	170.0#	2169
		72 x 24 x 42 x 29-1/2"	KDTCS723024R.E	☐☐	☐☐☐	☐☐☐	☐☐	☐☐☐	170.0#	2169
		72 x 30 x 42 x 29-1/2"	KDTCS723030R.E	☐☐	☐☐☐	☐☐☐	☐☐	☐☐☐	170.0#	2169
		78 x 20 x 42 x 29-1/2"	KDTCS783020R.E	☐☐	☐☐☐	☐☐☐	☐☐	☐☐☐	183.0#	2233
		78 x 24 x 42 x 29-1/2"	KDTCS783024R.E	☐☐	☐☐☐	☐☐☐	☐☐	☐☐☐	183.0#	2233
		78 x 30 x 42 x 29-1/2"	KDTCS783030R.E	☐☐	☐☐☐	☐☐☐	☐☐	☐☐☐	183.0#	2233
AESPD										
			Ⓐ	Ⓑ	Ⓒ	Ⓓ	Ⓔ	Ⓕ		

HOW TO ORDER

Indicate the following information on order form:
1. Quantity of each item.
2. Model number, including options. See "How To Build a Model Number".
3. Any special service required.

Note: • The ☐ indicates that a choice is required.
- The absence of the ☐ indicates that no choice is required.
- Alpha-numeric characters in place of ☐ indicate that no other alternatives are available.

HOW TO BUILD A MODEL NUMBER

Ⓐ Select basic model.

Ⓑ Select edge style.

F	- Flat edge
P3	- Three wave profile edge
P4	- Four wave profile edge

Ⓒ Select horizontal surface finish.
Refer to the **Product Color Options** page in this price list.

Ⓓ Select vertical surface finish.
Refer to the **Product Color Options** page in this price list.

Ⓔ Select leg finish.
Refer to the **Product Color Options** page in this price list.

Ⓕ Select modesty panel.

PMP	- 14" partial back panel (Standard)
FMP	- Full height modesty panel; add $90

SPECIAL SERVICES

Special Carton Marking

With specially marked information	N/C

Shipping

Ships **knocked down, FOB KI-Aristotle Brampton, ON L6T 5T6, freight prepaid.** Freight class 85.

Specifications and prices are subject to change without prior notice.

Aristotle® Executive Desks
D-Top Desks-Curved Cutaway

Aristotle® Executive Desks
D-Top Desks-Curved Cutaway

	MODEL	W1 x W2 x D x H	MODEL NUMBER: Basic Model	Edge Style	Horizontal Surface Finish	Vertical Surface Finish	Leg Finish	Modesty Panel	Approx. Packaged Weight	Delivered Pricing
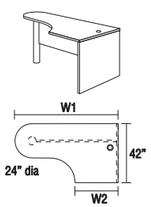	**D-Top Desk-30" Extended Left, Curved Cutaway** • 1-1/2" top with choice of three edge styles • Curved cutaway • Modesty panel is 14" standard; full modesty panel available with upcharge • 6" diameter post leg • Grommet included	66 x 20 x 42 x 29-1/2"	KDTCC663020L.E	□□	□□□	□□□	□□	□□□	158.0#	$ 2097
		66 x 24 x 42 x 29-1/2"	KDTCC663024L.E	□□	□□□	□□□	□□	□□□	158.0#	2097
		66 x 30 x 42 x 29-1/2"	KDTCC663030L.E	□□	□□□	□□□	□□	□□□	158.0#	2097
		72 x 20 x 42 x 29-1/2"	KDTCC723020L.E	□□	□□□	□□□	□□	□□□	170.0#	2169
		72 x 24 x 42 x 29-1/2"	KDTCC723024L.E	□□	□□□	□□□	□□	□□□	170.0#	2169
		72 x 30 x 42 x 29-1/2"	KDTCC723030L.E	□□	□□□	□□□	□□	□□□	170.0#	2169
		78 x 20 x 42 x 29-1/2"	KDTCC783020L.E	□□	□□□	□□□	□□	□□□	183.0#	2233
		78 x 24 x 42 x 29-1/2"	KDTCC783024L.E	□□	□□□	□□□	□□	□□□	183.0#	2233
		78 x 30 x 42 x 29-1/2"	KDTCC783030L.E	□□	□□□	□□□	□□	□□□	183.0#	2233
AESPD										
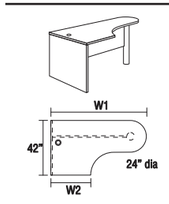	**D-Top Desk-30" Extended Right, Curved Cutaway** • 1-1/2" top with choice of three edge styles • Curved cutaway • Modesty panel is 14" standard; full modesty panel available with upcharge • 6" diameter post leg • Grommet included	66 x 20 x 42 x 29-1/2"	KDTCC663020R.E	□□	□□□	□□□	□□	□□□	158.0#	$ 2097
		66 x 24 x 42 x 29-1/2"	KDTCC663024R.E	□□	□□□	□□□	□□	□□□	158.0#	2097
		66 x 30 x 42 x 29-1/2"	KDTCC663030R.E	□□	□□□	□□□	□□	□□□	158.0#	2097
		72 x 20 x 42 x 29-1/2"	KDTCC723020R.E	□□	□□□	□□□	□□	□□□	170.0#	2169
		72 x 24 x 42 x 29-1/2"	KDTCC723024R.E	□□	□□□	□□□	□□	□□□	170.0#	2169
		72 x 30 x 42 x 29-1/2"	KDTCC723030R.E	□□	□□□	□□□	□□	□□□	170.0#	2169
		78 x 20 x 42 x 29-1/2"	KDTCC783020R.E	□□	□□□	□□□	□□	□□□	183.0#	2233
		78 x 24 x 42 x 29-1/2"	KDTCC783024R.E	□□	□□□	□□□	□□	□□□	183.0#	2233
		78 x 30 x 42 x 29-1/2"	KDTCC783030R.E	□□	□□□	□□□	□□	□□□	183.0#	2233
AESPD										
			Ⓐ	Ⓑ	Ⓒ	Ⓓ	Ⓔ	Ⓕ		

HOW TO ORDER

Indicate the following information on order form:
1. Quantity of each item.
2. Model number, including options. See "How To Build a Model Number".
3. Any special service required.

Note: • The □ indicates that a choice is required.
- The absence of the □ indicates that no choice is required.
- Alpha-numeric characters in place of □ indicate that no other alternatives are available.

HOW TO BUILD A MODEL NUMBER

Ⓐ Select basic model.

Ⓑ Select edge style.

F	- Flat edge
P3	- Three wave profile edge
P4	- Four wave profile edge

Ⓒ Select horizontal surface finish.
Refer to the **Product Color Options** page in this price list.

Ⓓ Select vertical surface finish.
Refer to the **Product Color Options** page in this price list.

Ⓔ Select leg finish.
Refer to the **Product Color Options** page in this price list.

Ⓕ Select modesty panel.

PMP	- 14" partial back panel (Standard)
FMP	- Full height modesty panel; add $90

SPECIAL SERVICES

Special Carton Marking

With specially marked information	N/C

Shipping

Ships **knocked down, FOB KI-Aristotle Brampton, ON L6T 5T6, freight prepaid.** Freight class 85.

Specifications and prices are subject to change without prior notice.

Aristotle® Executive Returns
Pedestal-Left

Aristotle® Executive Returns
Pedestal-Left

	MODEL	W x D x H	MODEL NUMBER Basic Model	Edge Style	Horizontal Surface Finish	Vertical Surface Finish	Pull Option	Lock Option	Back Panel	Approx. Packaged Weight	Delivered Pricing
 Full Back  Open Back AEPRT	**Pedestal Return-Left, Box/File Option A** • 1-1/2" top with choice of three edge styles • Box/file locking pedestal with full extension slides • Full height back panels over 48" wide feature horizontal wood grain pattern • Grommet location center rear • Pedestals feature locks on inside panels	30 x 20 x 29-1/2"	KRL3020A.E	☐☐	☐☐☐	☐☐☐	☐☐☐☐	☐☐	☐☐	108.0#	$ 1107
		36 x 20 x 29-1/2"	KRL3620A.E	☐☐	☐☐☐	☐☐☐	☐☐☐☐	☐☐	☐☐	115.0#	1161
		42 x 20 x 29-1/2"	KRL4220A.E	☐☐	☐☐☐	☐☐☐	☐☐☐☐	☐☐	☐☐	123.0#	1225
		48 x 20 x 29-1/2"	KRL4820A.E	☐☐	☐☐☐	☐☐☐	☐☐☐☐	☐☐	☐☐	130.0#	1296
		54 x 20 x 29-1/2"	KRL5420A.E	☐☐	☐☐☐	☐☐☐	☐☐☐☐	☐☐	☐☐	138.0#	1361
		60 x 20 x 29-1/2"	KRL6020A.E	☐☐	☐☐☐	☐☐☐	☐☐☐☐	☐☐	☐☐	145.0#	1424
		30 x 24 x 29-1/2"	KRL3024A.E	☐☐	☐☐☐	☐☐☐	☐☐☐☐	☐☐	☐☐	113.0#	1168
		36 x 24 x 29-1/2"	KRL3624A.E	☐☐	☐☐☐	☐☐☐	☐☐☐☐	☐☐	☐☐	120.0#	1230
		42 x 24 x 29-1/2"	KRL4224A.E	☐☐	☐☐☐	☐☐☐	☐☐☐☐	☐☐	☐☐	128.0#	1296
		48 x 24 x 29-1/2"	KRL4824A.E	☐☐	☐☐☐	☐☐☐	☐☐☐☐	☐☐	☐☐	135.0#	1351
		54 x 24 x 29-1/2"	KRL5424A.E	☐☐	☐☐☐	☐☐☐	☐☐☐☐	☐☐	☐☐	143.0#	1421
		60 x 24 x 29-1/2"	KRL6024A.E	☐☐	☐☐☐	☐☐☐	☐☐☐☐	☐☐	☐☐	150.0#	1486
 Full Back  Open Back AEPRT	**Pedestal Return-Left, Box/Box/File Option B** • 1-1/2" top with choice of three edge styles • Box/box/file locking pedestal with full extension slides • Upper box drawer is non-locking • Full height back panels over 48" wide feature horizontal wood grain pattern • Grommet location center rear • Pedestals feature locks on inside panels	30 x 20 x 29-1/2"	KRL3020B.E	☐☐	☐☐☐	☐☐☐	☐☐☐☐	☐☐	☐☐	138.0#	$ 1319
		36 x 20 x 29-1/2"	KRL3620B.E	☐☐	☐☐☐	☐☐☐	☐☐☐☐	☐☐	☐☐	145.0#	1368
		42 x 20 x 29-1/2"	KRL4220B.E	☐☐	☐☐☐	☐☐☐	☐☐☐☐	☐☐	☐☐	153.0#	1458
		48 x 20 x 29-1/2"	KRL4820B.E	☐☐	☐☐☐	☐☐☐	☐☐☐☐	☐☐	☐☐	160.0#	1529
		54 x 20 x 29-1/2"	KRL5420B.E	☐☐	☐☐☐	☐☐☐	☐☐☐☐	☐☐	☐☐	168.0#	1582
		60 x 20 x 29-1/2"	KRL6020B.E	☐☐	☐☐☐	☐☐☐	☐☐☐☐	☐☐	☐☐	175.0#	1629
		30 x 24 x 29-1/2"	KRL3024B.E	☐☐	☐☐☐	☐☐☐	☐☐☐☐	☐☐	☐☐	143.0#	1370
		36 x 24 x 29-1/2"	KRL3624B.E	☐☐	☐☐☐	☐☐☐	☐☐☐☐	☐☐	☐☐	140.0#	1433
		42 x 24 x 29-1/2"	KRL4224B.E	☐☐	☐☐☐	☐☐☐	☐☐☐☐	☐☐	☐☐	158.0#	1528
		48 x 24 x 29-1/2"	KRL4824B.E	☐☐	☐☐☐	☐☐☐	☐☐☐☐	☐☐	☐☐	165.0#	1590
		54 x 24 x 29-1/2"	KRL5424B.E	☐☐	☐☐☐	☐☐☐	☐☐☐☐	☐☐	☐☐	173.0#	1629
		60 x 24 x 29-1/2"	KRL6024B.E	☐☐	☐☐☐	☐☐☐	☐☐☐☐	☐☐	☐☐	180.0#	1677
			Ⓐ	Ⓑ	Ⓒ	Ⓓ	Ⓔ	Ⓕ	Ⓖ		

HOW TO ORDER

Indicate the following information on order form:
1. Quantity of each item.
2. Model number, including options. See "How To Build a Model Number".
3. Any special service required.

Note: • The ☐ indicates that a choice is required.
- The absence of the ☐ indicates that no choice is required.
- Alpha-numeric characters in place of ☐ indicate that no other alternatives are available.

HOW TO BUILD A MODEL NUMBER

Ⓐ Select basic model.

Ⓑ Select edge style.

F	- Flat edge
P3	- Three wave profile edge
P4	- Four wave profile edge

Ⓒ Select horizontal surface finish.
Refer to the **Product Color Options** page in this price list.

Ⓓ Select vertical surface finish.
Refer to the **Product Color Options** page in this price list.

Ⓔ Select pull option.

BPA2	- Silver bar pull (2)
BPA3	- Silver bar pull (3)
KIB2	- Waterfall black pull (2)
KIB3	- Waterfall black pull (3)
KIS2	- Waterfall silver pull (2)
KIS3	- Waterfall silver pull (3)
RCP2	- Rectangular silver pull (2)
RCP3	- Rectangular silver pull (3)

Ⓕ Select lock option.

KA	- Key alike
KS	- Key standard

Ⓖ Select back panel option.

FB	- Full Back
OB	- Open Back

SPECIAL SERVICES

Special Carton Marking

With specially marked information N/C

Shipping

Ships **assembled, FOB KI-Aristotle Brampton, ON L6T 5T6, freight prepaid.** Freight class 85.

Specifications and prices are subject to change without prior notice.

Aristotle® Executive Returns
Pedestal-Left

Aristotle® Executive Returns
Pedestal-Left





AEPRT

MODEL	W x D x H	MODEL NUMBER Basic Model Ⓐ	Edge Style Ⓑ	Horizontal Surface Finish Ⓒ	Vertical Surface Finish Ⓓ	Pull Option Ⓔ	Lock Option Ⓕ	Back Panel Ⓖ	Approx. Packaged Weight	Delivered Pricing
Pedestal Return-Left, File/File Option C • 1-1/2" top with choice of three edge styles • File/file locking pedestal with full extension slides • Full height back panels over 48" wide feature horizontal wood grain pattern • Grommet location center rear • Pedestals feature locks on inside panels	30 x 20 x 29-1/2"	KRL3020C.E	☐☐	☐☐☐	☐☐☐	☐☐☐☐	☐☐	☐☐	138.0#	$ 1319
	36 x 20 x 29-1/2"	KRL3620C.E	☐☐	☐☐☐	☐☐☐	☐☐☐☐	☐☐	☐☐	145.0#	1368
	42 x 20 x 29-1/2"	KRL4220C.E	☐☐	☐☐☐	☐☐☐	☐☐☐☐	☐☐	☐☐	153.0#	1458
	48 x 20 x 29-1/2"	KRL4820C.E	☐☐	☐☐☐	☐☐☐	☐☐☐☐	☐☐	☐☐	160.0#	1529
	54 x 20 x 29-1/2"	KRL5420C.E	☐☐	☐☐☐	☐☐☐	☐☐☐☐	☐☐	☐☐	168.0#	1582
	60 x 20 x 29-1/2"	KRL6020C.E	☐☐	☐☐☐	☐☐☐	☐☐☐☐	☐☐	☐☐	175.0#	1629
	30 x 24 x 29-1/2"	KRL3024C.E	☐☐	☐☐☐	☐☐☐	☐☐☐☐	☐☐	☐☐	133.0#	1370
	36 x 24 x 29-1/2"	KRL3624C.E	☐☐	☐☐☐	☐☐☐	☐☐☐☐	☐☐	☐☐	150.0#	1433
	42 x 24 x 29-1/2"	KRL4224C.E	☐☐	☐☐☐	☐☐☐	☐☐☐☐	☐☐	☐☐	158.0#	1528
	48 x 24 x 29-1/2"	KRL4824C.E	☐☐	☐☐☐	☐☐☐	☐☐☐☐	☐☐	☐☐	165.0#	1590
	54 x 24 x 29-1/2"	KRL5424C.E	☐☐	☐☐☐	☐☐☐	☐☐☐☐	☐☐	☐☐	173.0#	1629
	60 x 24 x 29-1/2"	KRL6024C.E	☐☐	☐☐☐	☐☐☐	☐☐☐☐	☐☐	☐☐	180.0#	1677

HOW TO ORDER

Indicate the following information on order form:
1. Quantity of each item.
2. Model number, including options. See "How To Build a Model Number".
3. Any special service required.

Note: • The ☐ indicates that a choice is required.
• The absence of the ☐ indicates that no choice is required.
• Alpha-numeric characters in place of ☐ indicate that no other alternatives are available.

HOW TO BUILD A MODEL NUMBER

Ⓐ Select basic model.

Ⓑ Select edge style.

F	- Flat edge
P3	- Three wave profile edge
P4	- Four wave profile edge

Ⓒ Select horizontal surface finish.
Refer to the **Product Color Options** page in this price list.

Ⓓ Select vertical surface finish.
Refer to the **Product Color Options** page in this price list.

Ⓔ Select pull option.

BPA2	- Silver bar pull (2)
KIB2	- Waterfall black pull (2)
KIS2	- Waterfall silver pull (2)
RCP2	- Rectangular silver pull (2)

Ⓕ Select lock option.

KA	- Key alike
KS	- Key standard

Ⓖ Select back panel option.

FB	- Full Back
OB	- Open Back

SPECIAL SERVICES

Special Carton Marking

With specially marked information	N/C

Shipping

Ships **assembled, FOB KI-Aristotle Brampton, ON L6T 5T6, freight prepaid.** Freight class 85.

Specifications and prices are subject to change without prior notice.

Aristotle® Executive Returns
Pedestal-Right

Aristotle® Executive Returns
Pedestal-Right

	MODEL	W x D x H	MODEL NUMBER: Basic Model	Edge Style	Horizontal Surface Finish	Vertical Surface Finish	Pull Option	Lock Option	Back Panel	Approx. Packaged Weight	Delivered Pricing
 Full Back  Open Back	**Pedestal Return-Right, Box/File Option A** • 1-1/2" top with choice of three edge styles • Box/file locking pedestal with full extension slides • Full height back panels over 48" wide feature horizontal wood grain pattern • Grommet location center rear • Pedestals feature locks on inside panels	30 x 20 x 29-1/2"	KRR3020A.E	☐☐	☐☐☐	☐☐☐	☐☐☐☐	☐☐	☐☐	108.0#	$ 1107
		30 x 24 x 29-1/2"	KRR3024A.E	☐☐	☐☐☐	☐☐☐	☐☐☐☐	☐☐	☐☐	113.0#	1168
		36 x 20 x 29-1/2"	KRR3620A.E	☐☐	☐☐☐	☐☐☐	☐☐☐☐	☐☐	☐☐	115.0#	1161
		36 x 24 x 29-1/2"	KRR3624A.E	☐☐	☐☐☐	☐☐☐	☐☐☐☐	☐☐	☐☐	120.0#	1230
		42 x 20 x 29-1/2"	KRR4220A.E	☐☐	☐☐☐	☐☐☐	☐☐☐☐	☐☐	☐☐	123.0#	1225
		42 x 24 x 29-1/2"	KRR4224A.E	☐☐	☐☐☐	☐☐☐	☐☐☐☐	☐☐	☐☐	128.0#	1296
		48 x 20 x 29-1/2"	KRR4820A.E	☐☐	☐☐☐	☐☐☐	☐☐☐☐	☐☐	☐☐	130.0#	1296
		48 x 24 x 29-1/2"	KRR4824A.E	☐☐	☐☐☐	☐☐☐	☐☐☐☐	☐☐	☐☐	135.0#	1351
		54 x 20 x 29-1/2"	KRR5420A.E	☐☐	☐☐☐	☐☐☐	☐☐☐☐	☐☐	☐☐	138.0#	1361
		54 x 24 x 29-1/2"	KRR5424A.E	☐☐	☐☐☐	☐☐☐	☐☐☐☐	☐☐	☐☐	143.0#	1421
AEPRT		60 x 20 x 29-1/2"	KRR6020A.E	☐☐	☐☐☐	☐☐☐	☐☐☐☐	☐☐	☐☐	145.0#	1424
		60 x 24 x 29-1/2"	KRR6024A.E	☐☐	☐☐☐	☐☐☐	☐☐☐☐	☐☐	☐☐	150.0#	1486
 Full Back  Open Back	**Pedestal Return-Right, Box/Box/File Option B** • 1-1/2" top with choice of three edge styles • Box/box/file locking pedestal with full extension slides • Upper box drawer is non-locking • Full height back panels over 48" wide feature horizontal wood grain pattern • Grommet location center rear • Pedestals feature locks on inside panels	30 x 20 x 29-1/2"	KRR3020B.E	☐☐	☐☐☐	☐☐☐	☐☐☐☐	☐☐	☐☐	138.0#	$ 1319
		36 x 20 x 29-1/2"	KRR3620B.E	☐☐	☐☐☐	☐☐☐	☐☐☐☐	☐☐	☐☐	145.0#	1368
		42 x 20 x 29-1/2"	KRR4220B.E	☐☐	☐☐☐	☐☐☐	☐☐☐☐	☐☐	☐☐	153.0#	1458
		48 x 20 x 29-1/2"	KRR4820B.E	☐☐	☐☐☐	☐☐☐	☐☐☐☐	☐☐	☐☐	160.0#	1529
		54 x 20 x 29-1/2"	KRR5420B.E	☐☐	☐☐☐	☐☐☐	☐☐☐☐	☐☐	☐☐	168.0#	1582
		60 x 20 x 29-1/2"	KRR6020B.E	☐☐	☐☐☐	☐☐☐	☐☐☐☐	☐☐	☐☐	175.0#	1629
		30 x 24 x 29-1/2"	KRR3024B.E	☐☐	☐☐☐	☐☐☐	☐☐☐☐	☐☐	☐☐	143.0#	1370
		36 x 24 x 29-1/2"	KRR3624B.E	☐☐	☐☐☐	☐☐☐	☐☐☐☐	☐☐	☐☐	140.0#	1433
		42 x 24 x 29-1/2"	KRR4224B.E	☐☐	☐☐☐	☐☐☐	☐☐☐☐	☐☐	☐☐	158.0#	1528
		48 x 24 x 29-1/2"	KRR4824B.E	☐☐	☐☐☐	☐☐☐	☐☐☐☐	☐☐	☐☐	165.0#	1590
AEPRT		54 x 24 x 29-1/2"	KRR5424B.E	☐☐	☐☐☐	☐☐☐	☐☐☐☐	☐☐	☐☐	173.0#	1629
		60 x 24 x 29-1/2"	KRR6024B.E	☐☐	☐☐☐	☐☐☐	☐☐☐☐	☐☐	☐☐	180.0#	1677

Ⓐ Ⓑ Ⓒ Ⓓ Ⓔ Ⓕ Ⓖ

HOW TO ORDER

Indicate the following information on order form:
1. Quantity of each item.
2. Model number, including options. See "How To Build a Model Number".
3. Any special service required.

Note: • The ☐ indicates that a choice is required.
- The absence of the ☐ indicates that no choice is required.
- Alpha-numeric characters in place of ☐ indicate that no other alternatives are available.

HOW TO BUILD A MODEL NUMBER

Ⓐ Select basic model.

Ⓑ Select edge style.

F	- Flat edge
P3	- Three wave profile edge
P4	- Four wave profile edge

Ⓒ Select horizontal surface finish.
Refer to the **Product Color Options** page in this price list.

Ⓓ Select vertical surface finish.
Refer to the **Product Color Options** page in this price list.

Ⓔ Select pull option.

BPA2	- Silver bar pull (2)
BPA3	- Silver bar pull (3)
KIB2	- Waterfall black pull (2)
KIB3	- Waterfall black pull (3)
KIS2	- Waterfall silver pull (2)
KIS3	- Waterfall silver pull (3)
RCP2	- Rectangular silver pull (2)
RCP3	- Rectangular silver pull (3)

Ⓕ Select lock option.

KA	- Key alike
KS	- Key standard

Ⓖ Select back panel option.

FB	- Full Back
OB	- Open Back

SPECIAL SERVICES

Special Carton Marking

With specially marked information	N/C

Shipping

Ships **assembled, FOB KI-Aristotle Brampton, ON L6T 5T6, freight prepaid.** Freight class 85.

Specifications and prices are subject to change without prior notice.

Aristotle® Executive Returns
Pedestal-Right

Aristotle® Executive Returns
Pedestal-Right





AEPRT

MODEL	W x D x H	MODEL NUMBER Basic Model (A)	Edge Style (B)	Horizontal Surface Finish (C)	Vertical Surface Finish (D)	Pull Option (E)	Lock Option (F)	Back Panel (G)	Approx. Packaged Weight	Delivered Pricing
Pedestal Return-Right, File/File Option C • 1-1/2" top with choice of three edge styles • File/file locking pedestal with full extension slides • Full height back panels over 48" wide feature horizontal wood grain pattern • Grommet location center rear • Pedestals feature locks on inside panels	30 x 20 x 29-1/2"	KRR3020C.E	□□	□□□	□□□	□□□□	□□	□□	138.0#	$ 1319
	36 x 20 x 29-1/2"	KRR3620C.E	□□	□□□	□□□	□□□□	□□	□□	145.0#	1368
	42 x 20 x 29-1/2"	KRR4220C.E	□□	□□□	□□□	□□□□	□□	□□	153.0#	1458
	48 x 20 x 29-1/2"	KRR4820C.E	□□	□□□	□□□	□□□□	□□	□□	160.0#	1529
	54 x 20 x 29-1/2"	KRR5420C.E	□□	□□□	□□□	□□□□	□□	□□	168.0#	1582
	60 x 20 x 29-1/2"	KRR6020C.E	□□	□□□	□□□	□□□□	□□	□□	175.0#	1629
	30 x 24 x 29-1/2"	KRR3024C.E	□□	□□□	□□□	□□□□	□□	□□	133.0#	1370
	36 x 24 x 29-1/2"	KRR3624C.E	□□	□□□	□□□	□□□□	□□	□□	150.0#	1433
	42 x 24 x 29-1/2"	KRR4224C.E	□□	□□□	□□□	□□□□	□□	□□	158.0#	1528
	48 x 24 x 29-1/2"	KRR4824C.E	□□	□□□	□□□	□□□□	□□	□□	165.0#	1590
	54 x 24 x 29-1/2"	KRR5424C.E	□□	□□□	□□□	□□□□	□□	□□	173.0#	1629
	60 x 24 x 29-1/2"	KRR6024C.E	□□	□□□	□□□	□□□□	□□	□□	180.0#	1677

HOW TO ORDER

Indicate the following information on order form:
1. Quantity of each item.
2. Model number, including options. See "How To Build a Model Number".
3. Any special service required.

Note: • The □ indicates that a choice is required.
• The absence of the □ indicates that no choice is required.
• Alpha-numeric characters in place of □ indicate that no other alternatives are available.

HOW TO BUILD A MODEL NUMBER

A Select basic model.

B Select edge style.

F	- Flat edge
P3	- Three wave profile edge
P4	- Four wave profile edge

C Select horizontal surface finish.
Refer to the **Product Color Options** page in this price list.

D Select vertical surface finish.
Refer to the **Product Color Options** page in this price list.

E Select pull option.

BPA2	- Silver bar pull (2)
KIB2	- Waterfall black pull (2)
KIS2	- Waterfall silver pull (2)
RCP2	- Rectangular silver pull (2)

F Select lock option.

KA	- Key alike
KS	- Key standard

G Select back panel option.

FB	- Full Back
OB	- Open Back

SPECIAL SERVICES

Special Carton Marking

With specially marked information N/C

Shipping

Ships **assembled, FOB KI-Aristotle Brampton, ON L6T 5T6, freight prepaid.** Freight class 85.

Specifications and prices are subject to change without prior notice.

Aristotle® Executive Returns
Flush-Left and Right, No Pedestal

Aristotle® Executive Returns
Flush-Left and Right, No Pedestal

	MODEL	W x D x H	MODEL NUMBER Basic Model	Edge Style	Horizontal Surface Finish	Vertical Surface Finish	Approx. Packaged Weight	Delivered Pricing
 AEPRT	**Flush Return-Left, No Pedestal** • 1-1/2" top with choice of three edge styles • Full height back panels over 48" wide feature horizontal wood grain pattern • Grommet location center rear • 8-1/2" depth clearance is insufficient to support hanging pedestals • Mobile and freestanding 19" deep storage units will extend beyond profile edge of unit	30 x 20 x 29-1/2"	KFRL3020.E	□□	□□□	□□□	78.0#	$ 720
		36 x 20 x 29-1/2"	KFRL3620.E	□□	□□□	□□□	80.0#	763
		42 x 20 x 29-1/2"	KFRL4220.E	□□	□□□	□□□	83.0#	809
		48 x 20 x 29-1/2"	KFRL4820.E	□□	□□□	□□□	85.0#	851
		54 x 20 x 29-1/2"	KFRL5420.E	□□	□□□	□□□	88.0#	894
		60 x 20 x 29-1/2"	KFRL6020.E	□□	□□□	□□□	90.0#	937
		30 x 24 x 29-1/2"	KFRL3024.E	□□	□□□	□□□	78.0#	759
		36 x 24 x 29-1/2"	KFRL3624.E	□□	□□□	□□□	80.0#	811
		42 x 24 x 29-1/2"	KFRL4224.E	□□	□□□	□□□	83.0#	856
		48 x 24 x 29-1/2"	KFRL4824.E	□□	□□□	□□□	85.0#	902
		54 x 24 x 29-1/2"	KFRL5424.E	□□	□□□	□□□	88.0#	948
		60 x 24 x 29-1/2"	KFRL6024.E	□□	□□□	□□□	90.0#	994
 AEPRT	**Flush Return-Right, No Pedestal** • 1-1/2" top with choice of three edge styles • Back panels over 48" wide feature horizontal wood grain pattern • Grommet location center rear • 8-1/2" depth clearance is insufficient to support hanging pedestals • Mobile and freestanding 19" deep storage units will extend beyond profile edge of unit	30 x 20 x 29-1/2"	KFRR3020.E	□□	□□□	□□□	78.0#	$ 720
		36 x 20 x 29-1/2"	KFRR3620.E	□□	□□□	□□□	80.0#	763
		42 x 20 x 29-1/2"	KFRR4220.E	□□	□□□	□□□	83.0#	809
		48 x 20 x 29-1/2"	KFRR4820.E	□□	□□□	□□□	85.0#	851
		54 x 20 x 29-1/2"	KFRR5420.E	□□	□□□	□□□	88.0#	894
		60 x 20 x 29-1/2"	KFRR6020.E	□□	□□□	□□□	90.0#	937
		30 x 24 x 29-1/2"	KFRR3024.E	□□	□□□	□□□	78.0#	759
		36 x 24 x 29-1/2"	KFRR3624.E	□□	□□□	□□□	80.0#	811
		42 x 24 x 29-1/2"	KFRR4224.E	□□	□□□	□□□	83.0#	856
		48 x 24 x 29-1/2"	KFRR4824.E	□□	□□□	□□□	85.0#	902
		54 x 24 x 29-1/2"	KFRR5424.E	□□	□□□	□□□	88.0#	948
		60 x 24 x 29-1/2"	KFRR6024.E	□□	□□□	□□□	90.0#	994

Ⓐ Ⓑ Ⓒ Ⓓ

HOW TO ORDER

Indicate the following information on order form:
1. Quantity of each item.
2. Model number, including options. See "How To Build a Model Number".
3. Any special service required.

Note: • The □ indicates that a choice is required.
- The absence of the □ indicates that no choice is required.
- Alpha-numeric characters in place of □ indicate that no other alternatives are available.

HOW TO BUILD A MODEL NUMBER

Ⓐ Select basic model.

Ⓑ Select edge style.

F	- Flat edge
P3	- Three wave profile edge
P4	- Four wave profile edge

Ⓒ Select horizontal surface finish.
Refer to the **Product Color Options** page in this price list.

Ⓓ Select vertical surface finish.
Refer to the **Product Color Options** page in this price list.

SPECIAL SERVICES

Special Carton Marking

With specially marked information	N/C

Shipping

Ships **knocked down, FOB KI-Aristotle Brampton, ON L6T 5T6, freight prepaid.** Freight class 85.

Specifications and prices are subject to change without prior notice.

Aristotle® Executive Returns

Aluminum Frame Profile with Modesty and End Panel Inserts

Aristotle® Executive Returns

Aluminum Frame Profile with Modesty and End Panel Inserts

	MODEL	W x D x H	MODEL NUMBER: Basic Model	Edge Style	Horizontal Surface Finish	Approx. Packaged Weight	Delivered Pricing
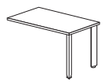 AEPRT	**Return-Aluminum Frame Profile** • 1-1/2" top with choice of three edge styles • Standard return does not feature grommet • Two support legs, wave profile • Optional acrylic end panel specified separately • Aluminum leg features clear, anodized finish • Leg provides vertical wire management • 60" and wider models feature a support bracket; 60" and wider models cannot accommodate under-surface placement of full-height pedestals due to bracket	42 x 24 x 29-1/2"	KRAL4224.E	□□	□□□	45.0#	$ 1131
		48 x 24 x 29-1/2"	KRAL4824.E	□□	□□□	50.0#	1142
		54 x 24 x 29-1/2"	KRAL5424.E	□□	□□□	55.0#	1198
		60 x 24 x 29-1/2"	KRAL6024.E	□□	□□□	61.0#	1226
		42 x 30 x 29-1/2"	KRAL4230.E	□□	□□□	54.0#	1255
		48 x 30 x 29-1/2"	KRAL4830.E	□□	□□□	61.0#	1268
		54 x 30 x 29-1/2"	KRAL5430.E	□□	□□□	67.0#	1279
		60 x 30 x 29-1/2"	KRAL6030.E	□□	□□□	74.0#	1463
 AEPRT	**Return-Aluminum Frame Profile w/End and Modesty Panels** • 1-1/2" top with choice of three edge styles • Standard return does not feature grommet • Three support legs, wave profile • Features one acrylic end panel and one acrylic modesty panel • Aluminum leg features clear, anodized finish • Legs provide vertical wire management • 60" and wider models feature a support bracket; 60" and wider models cannot accommodate under-surface placement of full-height pedestals due to bracket	42 x 24 x 29-1/2"	KRAL4224EM.E	□□	□□□	55.0#	$ 1936
		48 x 24 x 29-1/2"	KRAL4824EM.E	□□	□□□	61.0#	1970
		54 x 24 x 29-1/2"	KRAL5424EM.E	□□	□□□	67.0#	2060
		60 x 24 x 29-1/2"	KRAL6024EM.E	□□	□□□	74.0#	2118
		42 x 30 x 29-1/2"	KRAL4230EM.E	□□	□□□	65.0#	2090
		48 x 30 x 29-1/2"	KRAL4830EM.E	□□	□□□	73.0#	2122
		54 x 30 x 29-1/2"	KRAL5430EM.E	□□	□□□	80.0#	2170
		60 x 30 x 29-1/2"	KRAL6030EM.E	□□	□□□	88.0#	2381
			Ⓐ	Ⓑ	Ⓒ		

HOW TO ORDER

Indicate the following information on order form:
1. Quantity of each item.
2. Model number, including options. See "How To Build a Model Number".
3. Any special service required.

Note: • The □ indicates that a choice is required.
- The absence of the □ indicates that no choice is required.
- Alpha-numeric characters in place of □ indicate that no other alternatives are available.

HOW TO BUILD A MODEL NUMBER

Ⓐ Select basic model.

Ⓑ Select edge style.

F	- Flat edge
P3	- Three wave profile edge
P4	- Four wave profile edge

Ⓒ Select horizontal surface finish.
Refer to the **Product Color Options** page in this price list.

SPECIAL SERVICES

Special Carton Marking

With specially marked information	N/C

Shipping

Ships **knocked down, FOB KI-Aristotle Brampton, ON L6T 5T6, freight prepaid.** Freight class 85.

Specifications and prices are subject to change without prior notice.

Aristotle® Executive Returns

Aluminum Frame Profile with Modesty and End Panel Inserts

Aristotle® Executive Returns

Aluminum Frame Profile with Modesty and End Panel Inserts

	MODEL	W x D x H	MODEL NUMBER Basic Model	Approx. Packaged Weight	Delivered Pricing
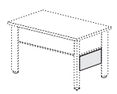 HRDPT	**Add-On Acrylic End Panel** • For optional addition to KRAL returns • Field retrofittable • May be used to extend KRALEM.H end panels • Acrylic features frosted neutral finish • Aluminum leg features clear, anodized finish	16 x 1/4 x 10”	KAEP24	1.0#	$ 149
		22 x 1/4 x 10”	KAEP30	1.0#	174
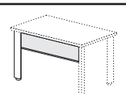 HRDPT	**Add-On Acrylic Modesty Panel** • For optional addition to KRAL returns • Field retrofittable • Includes support leg • Not to be used with KRALEM.H end panels • Acrylic features frosted neutral finish • Aluminum leg features clear, anodized finish	34 x 1/4 x 10”	KAMPL42	3.0#	$ 538
		40 x 1/4 x 10”	KAMPL48	4.0#	561
		46 x 1/4 x 10”	KAMPL54	4.0#	589
		52 x 1/4 x 10”	KAMPL60	5.0#	615
			Ⓐ		

HOW TO ORDER

Indicate the following information on order form:
1. Quantity of each item.
2. Model number, including options. See “How To Build a Model Number”.
3. Any special service required.

Note: • The ☐ indicates that a choice is required.
- The absence of the ☐ indicates that no choice is required.
- Alpha-numeric characters in place of ☐ indicate that no other alternatives are available.

HOW TO BUILD A MODEL NUMBER

Ⓐ Select basic model.

SPECIAL SERVICES

Special Carton Marking

With specially marked information	N/C

Shipping

Ships **knocked down, FOB KI-Aristotle Brampton, ON L6T 5T6, freight prepaid.** Freight class 85.

Specifications and prices are subject to change without prior notice.

Aristotle® Executive Bridge
Bridges

Aristotle® Executive Bridge
Bridges

	MODEL	W x D x H	MODEL NUMBER: Basic Model	Edge Style	Horizontal Surface Finish	Vertical Surface Finish	Back Panel Height	Approx. Packaged Weight	Delivered Pricing
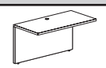 AEPRT	**Bridge - 20”** • 1-1/2” top with choice of three edge styles • Back panels over 48” wide feature horizontal wood grain pattern • Grommet location center rear • Full height back panel standard; 1/2 and 3/4 height back panel available	30 x 20 x 29-1/2”	KBR3020.E	□□	□□□	□□□	□□□□	70.0#	$ 494
		36 x 20 x 29-1/2”	KBR3620.E	□□	□□□	□□□	□□□□	72.0#	562
		42 x 20 x 29-1/2”	KBR4220.E	□□	□□□	□□□	□□□□	75.0#	628
		48 x 20 x 29-1/2”	KBR4820.E	□□	□□□	□□□	□□□□	77.0#	707
		54 x 20 x 29-1/2”	KBR5420.E	□□	□□□	□□□	□□□□	80.0#	785
		60 x 20 x 29-1/2”	KBR6020.E	□□	□□□	□□□	□□□□	82.0#	864
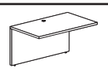 AEPRT	**Bridge - 24”** • 1-1/2” top with choice of three edge styles • Back panels over 48” wide feature horizontal wood grain pattern • Grommet location center rear • Full height back panel standard; 1/2 and 3/4 height back panel available	30 x 24 x 29-1/2”	KBR3024.E	□□	□□□	□□□	□□□□	70.0#	$ 548
		36 x 24 x 29-1/2”	KBR3624.E	□□	□□□	□□□	□□□□	72.0#	620
		42 x 24 x 29-1/2”	KBR4224.E	□□	□□□	□□□	□□□□	75.0#	734
		48 x 24 x 29-1/2”	KBR4824.E	□□	□□□	□□□	□□□□	77.0#	849
		54 x 24 x 29-1/2”	KBR5424.E	□□	□□□	□□□	□□□□	80.0#	869
		60 x 24 x 29-1/2”	KBR6024.E	□□	□□□	□□□	□□□□	82.0#	919
			Ⓐ	Ⓑ	Ⓒ	Ⓓ	Ⓔ		

HOW TO ORDER

Indicate the following information on order form:
1. Quantity of each item.
2. Model number, including options. See “How To Build a Model Number”.
3. Any special service required.

Note: • The □ indicates that a choice is required.
- The absence of the □ indicates that no choice is required.
- Alpha-numeric characters in place of □ indicate that no other alternatives are available.

HOW TO BUILD A MODEL NUMBER

Ⓐ Select basic model.

Ⓑ Select edge style.

F	- Flat edge
P3	- Three wave profile edge
P4	- Four wave profile edge

Ⓒ Select horizontal surface finish.
Refer to the **Product Color Options** page in this price list.

Ⓓ Select vertical surface finish.
Refer to the **Product Color Options** page in this price list.

Ⓔ Select back panel height.

FULL	- Full height (standard)
2Q	- 1/2 height back panel
3Q	- 3/4 height back panel

SPECIAL SERVICES

Special Carton Marking

With specially marked information	N/C

Shipping

Ships **knocked down, FOB KI-Aristotle Brampton, ON L6T 5T6, freight prepaid.** Freight class 85.

Specifications and prices are subject to change without prior notice.

Aristotle® Executive Credenzas

Single Pedestal Credenzas-Left

Aristotle® Executive Credenzas

Single Pedestal Credenzas-Left

	MODEL	W x D x H	MODEL NUMBER: Basic Model	Edge Style	Horizontal Surface Finish	Vertical Surface Finish	Pull Option	Lock Option	End Panel	Approx. Packaged Weight	Delivered Pricing
 AECRD	**Single Pedestal Credenza-Left, Box/File Option A** • 1-1/2" top with choice of three edge styles • Box/file locking pedestal features full extension slides • Full height back panel features horizontal wood grain pattern • Standard with no grommet • Pedestals feature locks on inside panels	60 x 20 x 29-1/2"	KCPL6020A.E	□□	□□□	□□□	□□□□	□□	□□□□	160.0#	$ 1559
		66 x 20 x 29-1/2"	KCPL6620A.E	□□	□□□	□□□	□□□□	□□	□□□□	165.0#	1589
		72 x 20 x 29-1/2"	KCPL7220A.E	□□	□□□	□□□	□□□□	□□	□□□□	175.0#	1613
		60 x 24 x 29-1/2"	KCPL6024A.E	□□	□□□	□□□	□□□□	□□	□□□□	165.0#	1656
		66 x 24 x 29-1/2"	KCPL6624A.E	□□	□□□	□□□	□□□□	□□	□□□□	170.0#	1686
		72 x 24 x 29-1/2"	KCPL7224A.E	□□	□□□	□□□	□□□□	□□	□□□□	180.0#	1758
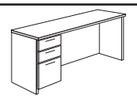 AECRD	**Single Pedestal Credenza-Left, Box/Box/File Option B** • 1-1/2" top with choice of three edge styles • Box/box/file locking pedestal features full extension slides • Upper box drawer is non-locking • Full height back panel features horizontal wood grain pattern • Standard with no grommet • Pedestals feature locks on inside panels	60 x 20 x 29-1/2"	KCPL6020B.E	□□	□□□	□□□	□□□□	□□	□□□□	190.0#	$ 1803
		66 x 20 x 29-1/2"	KCPL6620B.E	□□	□□□	□□□	□□□□	□□	□□□□	195.0#	1827
		72 x 20 x 29-1/2"	KCPL7220B.E	□□	□□□	□□□	□□□□	□□	□□□□	205.0#	1856
		60 x 24 x 29-1/2"	KCPL6024B.E	□□	□□□	□□□	□□□□	□□	□□□□	195.0#	1905
		66 x 24 x 29-1/2"	KCPL6624B.E	□□	□□□	□□□	□□□□	□□	□□□□	200.0#	1928
		72 x 24 x 29-1/2"	KCPL7224B.E	□□	□□□	□□□	□□□□	□□	□□□□	210.0#	2004
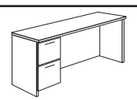 AECRD	**Single Pedestal Credenza-Left, File/File Option C** • 1-1/2" top with choice of three edge styles • File/file locking pedestal features full extension slides • Full height back panel features horizontal wood grain pattern • Standard with no grommet • Pedestals feature locks on inside panels	60 x 20 x 29-1/2"	KCPL6020C.E	□□	□□□	□□□	□□□□	□□	□□□□	190.0#	$ 1803
		66 x 20 x 29-1/2"	KCPL6620C.E	□□	□□□	□□□	□□□□	□□	□□□□	195.0#	1827
		72 x 20 x 29-1/2"	KCPL7220C.E	□□	□□□	□□□	□□□□	□□	□□□□	205.0#	1856
		60 x 24 x 29-1/2"	KCPL6024C.E	□□	□□□	□□□	□□□□	□□	□□□□	195.0#	1905
		66 x 24 x 29-1/2"	KCPL6624C.E	□□	□□□	□□□	□□□□	□□	□□□□	200.0#	1928
		72 x 24 x 29-1/2"	KCPL7224C.E	□□	□□□	□□□	□□□□	□□	□□□□	210.0#	2004

Ⓐ Ⓑ Ⓒ Ⓓ Ⓔ Ⓕ Ⓖ

HOW TO ORDER

Indicate the following information on order form:
1. Quantity of each item.
2. Model number, including options. See "How To Build a Model Number".
3. Any special service required.

Note: • The □ indicates that a choice is required.
- The absence of the □ indicates that no choice is required.
- Alpha-numeric characters in place of □ indicate that no other alternatives are available.

HOW TO BUILD A MODEL NUMBER

Ⓐ Select basic model.

Ⓑ Select edge style.

F	- Flat edge
P3	- Three wave profile edge
P4	- Four wave profile edge

Ⓒ Select horizontal surface finish.
Refer to the **Product Color Options** page in this price list.

Ⓓ Select vertical surface finish.
Refer to the **Product Color Options** page in this price list.

Ⓔ Select pull option.

BPA2	- Silver bar pull (2)
BPA3	- Silver bar pull (3)
KIB2	- Waterfall black pull (2)
KIB3	- Waterfall black pull (3)
KIS2	- Waterfall silver pull (2)
KIS3	- Waterfall silver pull (3)
RCP2	- Rectangular silver pull (2)
RCP3	- Rectangular silver pull (3)

Ⓕ Select lock option.

KA	- Key alike
KS	- Key standard

Ⓖ Select end panel.

CGR	- Recessed end panel right side
FULL	- Full end panel both sides

SPECIAL SERVICES

Special Carton Marking

With specially marked information N/C

Shipping

Ships **assembled, FOB KI-Aristotle Brampton, ON L6T 5T6, freight prepaid.** Freight class 85.

Specifications and prices are subject to change without prior notice.

Aristotle® Executive Credenzas

Single Pedestal Credenzas-Right

Aristotle® Executive Credenzas

Single Pedestal Credenzas-Right

	MODEL	W x D x H	MODEL NUMBER: Basic Model	Edge Style	Horizontal Surface Finish	Vertical Surface Finish	Pull Option	Lock Option	End Panel	Approx. Packaged Weight	Delivered Pricing
 AECRD	**Single Pedestal Credenza-Right, Box/File Option A** • 1-1/2" top with choice of three edge styles • Box/file locking pedestal features full extension slides • Full height back panel features horizontal wood grain pattern • Standard with no grommet • Pedestals feature locks on inside panels	60 x 20 x 29-1/2"	KCPR6020A.E	□□	□□□	□□□	□□□□	□□	□□□□	165.0#	$ 1559
		66 x 20 x 29-1/2"	KCPR6620A.E	□□	□□□	□□□	□□□□	□□	□□□□	185.0#	1589
		72 x 20 x 29-1/2"	KCPR7220A.E	□□	□□□	□□□	□□□□	□□	□□□□	195.0#	1613
		60 x 24 x 29-1/2"	KCPR6024A.E	□□	□□□	□□□	□□□□	□□	□□□□	170.0#	1656
		66 x 24 x 29-1/2"	KCPR6624A.E	□□	□□□	□□□	□□□□	□□	□□□□	190.0#	1686
		72 x 24 x 29-1/2"	KCPR7224A.E	□□	□□□	□□□	□□□□	□□	□□□□	200.0#	1758
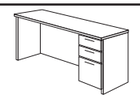 AECRD	**Single Pedestal Credenza-Right, Box/Box/File Option B** • 1-1/2" top with choice of three edge styles • Box/box/file locking pedestal features full extension slides • Upper box drawer is non-locking • Full height back panel features horizontal wood grain pattern • Standard with no grommet • Pedestals feature locks on inside panels	60 x 20 x 29-1/2"	KCPR6020B.E	□□	□□□	□□□	□□□□	□□	□□□□	205.0#	$ 1803
		66 x 20 x 29-1/2"	KCPR6620B.E	□□	□□□	□□□	□□□□	□□	□□□□	215.0#	1827
		72 x 20 x 29-1/2"	KCPR7220B.E	□□	□□□	□□□	□□□□	□□	□□□□	225.0#	1856
		60 x 24 x 29-1/2"	KCPR6024B.E	□□	□□□	□□□	□□□□	□□	□□□□	210.0#	1905
		66 x 24 x 29-1/2"	KCPR6624B.E	□□	□□□	□□□	□□□□	□□	□□□□	220.0#	1928
		72 x 24 x 29-1/2"	KCPR7224B.E	□□	□□□	□□□	□□□□	□□	□□□□	230.0#	2004
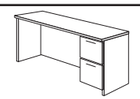 AECRD	**Single Pedestal Credenza-Right, File/File Option C** • 1-1/2" top with choice of three edge styles • File/file locking pedestal features full extension slides • Full height back panel features horizontal wood grain pattern • Standard with no grommet • Pedestals feature locks on inside panels	60 x 20 x 29-1/2"	KCPR6020C.E	□□	□□□	□□□	□□□□	□□	□□□□	205.0#	$ 1803
		66 x 20 x 29-1/2"	KCPR6620C.E	□□	□□□	□□□	□□□□	□□	□□□□	215.0#	1827
		72 x 20 x 29-1/2"	KCPR7220C.E	□□	□□□	□□□	□□□□	□□	□□□□	225.0#	1856
		60 x 24 x 29-1/2"	KCPR6024C.E	□□	□□□	□□□	□□□□	□□	□□□□	210.0#	1905
		66 x 24 x 29-1/2"	KCPR6624C.E	□□	□□□	□□□	□□□□	□□	□□□□	220.0#	1928
		72 x 24 x 29-1/2"	KCPR7224C.E	□□	□□□	□□□	□□□□	□□	□□□□	230.0#	2004

Ⓐ Ⓑ Ⓒ Ⓓ Ⓔ Ⓕ Ⓖ

HOW TO ORDER

Indicate the following information on order form:
1. Quantity of each item.
2. Model number, including options. See "How To Build a Model Number".
3. Any special service required.

Note: • The □ indicates that a choice is required.
- The absence of the □ indicates that no choice is required.
- Alpha-numeric characters in place of □ indicate that no other alternatives are available.

HOW TO BUILD A MODEL NUMBER

Ⓐ Select basic model.

Ⓑ Select edge style.

F	- Flat edge
P3	- Three wave profile edge
P4	- Four wave profile edge

Ⓒ Select horizontal surface finish.
Refer to the **Product Color Options** page in this price list.

Ⓓ Select vertical surface finish.
Refer to the **Product Color Options** page in this price list.

Ⓔ Select pull option.

BPA2	- Silver bar pull (2)
BPA3	- Silver bar pull (3)
KIB2	- Waterfall black pull (2)
KIB3	- Waterfall black pull (3)
KIS2	- Waterfall silver pull (2)
KIS3	- Waterfall silver pull (3)
RCP2	- Rectangular silver pull (2)
RCP3	- Rectangular silver pull (3)

Ⓕ Select lock option.

KA	- Key alike
KS	- Key standard

Ⓖ Select end panel.

CGL	- Recessed end panel left side
FULL	- Full end panel both sides

SPECIAL SERVICES

Special Carton Marking

With specially marked information N/C

Shipping

Ships **assembled, FOB KI-Aristotle Brampton, ON L6T 5T6, freight prepaid.** Freight class 85.

Specifications and prices are subject to change without prior notice.

Aristotle® Executive Credenzas
Double Pedestal Credenzas

Aristotle® Executive Credenzas
Double Pedestal Credenzas

	MODEL	W x D x H	MODEL NUMBER: Basic Model	Edge Style	Horizontal Surface Finish	Vertical Surface Finish	Pull Option	Lock Option	Approx. Packaged Weight	Delivered Pricing
 AECRD	**Double Pedestal Credenzas, Box/File Option A** • 1-1/2" top with choice of three edge styles • Box/file locking pedestals feature full extension slides • Full height back panel features horizontal wood grain pattern • Standard with no grommet • Pedestals feature locks on inside panels	60 x 20 x 29-1/2"	KCDP6020A.E	□□	□□□	□□□	□□□□	□□	230.0#	$ 2028
		66 x 20 x 29-1/2"	KCDP6620A.E	□□	□□□	□□□	□□□□	□□	240.0#	2058
		72 x 20 x 29-1/2"	KCDP7220A.E	□□	□□□	□□□	□□□□	□□	250.0#	2084
		60 x 24 x 29-1/2"	KCDP6024A.E	□□	□□□	□□□	□□□□	□□	235.0#	2180
		66 x 24 x 29-1/2"	KCDP6624A.E	□□	□□□	□□□	□□□□	□□	245.0#	2211
		72 x 24 x 29-1/2"	KCDP7224A.E	□□	□□□	□□□	□□□□	□□	255.0#	2269
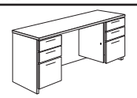 AECRD	**Double Pedestal Credenzas, Box/Box/File Option B** • 1-1/2" top with choice of three edge styles • Box/box/file locking pedestals feature full extension slides • Upper box drawer is non-locking • Full height back panel features horizontal wood grain pattern • Standard with no grommet • Pedestals feature locks on inside panels	60 x 20 x 29-1/2"	KCDP6020B.E	□□	□□□	□□□	□□□□	□□	290.0#	$ 2529
		66 x 20 x 29-1/2"	KCDP6620B.E	□□	□□□	□□□	□□□□	□□	300.0#	2560
		72 x 20 x 29-1/2"	KCDP7220B.E	□□	□□□	□□□	□□□□	□□	310.0#	2584
		60 x 24 x 29-1/2"	KCDP6024B.E	□□	□□□	□□□	□□□□	□□	295.0#	2657
		66 x 24 x 29-1/2"	KCDP6624B.E	□□	□□□	□□□	□□□□	□□	305.0#	2709
		72 x 24 x 29-1/2"	KCDP7224B.E	□□	□□□	□□□	□□□□	□□	315.0#	2724
 AECRD	**Double Pedestal Credenzas, File/File Option C** • 1-1/2" top with choice of three edge styles • File/file locking pedestals feature full extension slides • Full height back panel features horizontal wood grain pattern • Standard with no grommet • Pedestals feature locks on inside panels	60 x 20 x 29-1/2"	KCDP6020C.E	□□	□□□	□□□	□□□□	□□	290.0#	$ 2529
		66 x 20 x 29-1/2"	KCDP6620C.E	□□	□□□	□□□	□□□□	□□	300.0#	2560
		72 x 20 x 29-1/2"	KCDP7220C.E	□□	□□□	□□□	□□□□	□□	310.0#	2584
		60 x 24 x 29-1/2"	KCDP6024C.E	□□	□□□	□□□	□□□□	□□	295.0#	2657
		66 x 24 x 29-1/2"	KCDP6624C.E	□□	□□□	□□□	□□□□	□□	305.0#	2709
		72 x 24 x 29-1/2"	KCDP7224C.E	□□	□□□	□□□	□□□□	□□	315.0#	2724
				Ⓐ	Ⓑ	Ⓒ	Ⓓ	Ⓔ	Ⓕ	

HOW TO ORDER

Indicate the following information on order form:
1. Quantity of each item.
2. Model number, including options. See "How To Build a Model Number".
3. Any special service required.

Note: • The □ indicates that a choice is required.
- The absence of the □ indicates that no choice is required.
- Alpha-numeric characters in place of □ indicate that no other alternatives are available.

HOW TO BUILD A MODEL NUMBER

Ⓐ Select basic model.

Ⓑ Select edge style.

F	- Flat edge
P3	- Three wave profile edge
P4	- Four wave profile edge

Ⓒ Select horizontal surface finish.
Refer to the **Product Color Options** page in this price list.

Ⓓ Select vertical surface finish.
Refer to the **Product Color Options** page in this price list.

Ⓔ Select pull option.

BPA4	- Silver bar pull (4)
BPA6	- Silver bar pull (6)
KIB4	- Waterfall black pull (4)
KIB6	- Waterfall black pull (6)
KIS4	- Waterfall silver pull (4)
KIS6	- Waterfall silver pull (6)
RCP4	- Rectangular silver pull (4)
RCP6	- Rectangular silver pull (6)

Ⓕ Select lock option.

KA	- Key alike
KS	- Key standard

SPECIAL SERVICES

Special Carton Marking

With specially marked information N/C

Shipping

Ships **assembled, FOB KI-Aristotle Brampton, ON L6T 5T6, freight prepaid.** Freight class 85.

Specifications and prices are subject to change without prior notice.

Aristotle® Executive Credenzas

Double Pedestal Credenzas

Aristotle® Executive Credenzas

Double Pedestal Credenzas

	MODEL	W x D x H	MODEL NUMBER: Basic Model	Edge Style	Horizontal Surface Finish	Vertical Surface Finish	Pull Option	Lock Option	Approx. Packaged Weight	Delivered Pricing
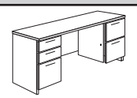 AECRD	**Double Pedestal Credenzas, Box/Box/File Option F** • 1-1/2" top with choice of three edge styles • Box/Box/File pedestal on left (upper box drawer does not lock) • File/file locking pedestal on right • Full height back panel features horizontal wood grain pattern • Standard with no grommet • Pedestals feature locks on inside panels	60 x 20 x 29-1/2"	KCDP6020F.E	□□	□□□	□□□	□□□□	□□	290.0#	$ 2529
		66 x 20 x 29-1/2"	KCDP6620F.E	□□	□□□	□□□	□□□□	□□	300.0#	2560
		72 x 20 x 29-1/2"	KCDP7220F.E	□□	□□□	□□□	□□□□	□□	310.0#	2584
		60 x 24 x 29-1/2"	KCDP6024F.E	□□	□□□	□□□	□□□□	□□	295.0#	2657
		66 x 24 x 29-1/2"	KCDP6624F.E	□□	□□□	□□□	□□□□	□□	305.0#	2709
		72 x 24 x 29-1/2"	KCDP7224F.E	□□	□□□	□□□	□□□□	□□	315.0#	2724
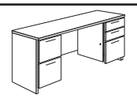 AECRD	**Double Pedestal Credenzas, Box/File Option G** • 1-1/2" top with choice of three edge styles • Box/Box/File pedestal on right (upper box drawer does not lock) • Full height back panel features horizontal wood grain pattern • Standard with no grommet • Pedestals feature locks on inside panels	60 x 20 x 29-1/2"	KCDP6020G.E	□□	□□□	□□□	□□□□	□□	290.0#	$ 2529
		66 x 20 x 29-1/2"	KCDP6620G.E	□□	□□□	□□□	□□□□	□□	300.0#	2560
		72 x 20 x 29-1/2"	KCDP7220G.E	□□	□□□	□□□	□□□□	□□	310.0#	2584
		60 x 24 x 29-1/2"	KCDP6024G.E	□□	□□□	□□□	□□□□	□□	295.0#	2657
		66 x 24 x 29-1/2"	KCDP6624G.E	□□	□□□	□□□	□□□□	□□	305.0#	2709
		72 x 24 x 29-1/2"	KCDP7224G.E	□□	□□□	□□□	□□□□	□□	315.0#	2724
				Ⓑ	Ⓒ	Ⓓ	Ⓔ	Ⓕ		

HOW TO ORDER

Indicate the following information on order form:
1. Quantity of each item.
2. Model number, including options. See "How To Build a Model Number".
3. Any special service required.

Note: • The □ indicates that a choice is required.
- The absence of the □ indicates that no choice is required.
- Alpha-numeric characters in place of □ indicate that no other alternatives are available.

HOW TO BUILD A MODEL NUMBER

Ⓐ Select basic model.

Ⓑ Select edge style.

F	- Flat edge
P3	- Three wave profile edge
P4	- Four wave profile edge

Ⓒ Select horizontal surface finish.
Refer to the **Product Color Options** page in this price list.

Ⓓ Select vertical surface finish.
Refer to the **Product Color Options** page in this price list.

Ⓔ Select pull option.

BPA5	- Silver bar pull (5)
KIB5	- Waterfall black pull (5)
KIS5	- Waterfall silver pull (5)
RCP5	- Rectangular silver pull (5)

Ⓕ Select lock option.

KA	- Key alike
KS	- Key standard

SPECIAL SERVICES

Special Carton Marking

With specially marked information N/C

Shipping

Ships **assembled, FOB KI-Aristotle Brampton, ON L6T 5T6, freight prepaid.** Freight class 85.

Specifications and prices are subject to change without prior notice.

Aristotle® Executive Credenzas

Credenza-Center Storage

Aristotle® Executive Credenzas

Credenza-Center Storage

	MODEL	W x D x H	MODEL NUMBER Basic Model	Edge Style	Horizontal Surface Finish	Vertical Surface Finish	Pull Option	Lock Option	Approx. Packaged Weight	Delivered Pricing
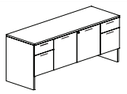 AECRD	**Credenza-Center Storage and Double Box/File Pedestal** • 1-1/2" top with choice of three edge styles • Box/file locking pedestals feature full extension slides • Center storage cabinet • Full height back panel features horizontal wood grain pattern • Standard with no grommet	60 x 20 x 29-1/2"	KCZ6020A.E	□□	□□□	□□□	□□□□	□□	245.0#	$ 2449
		66 x 20 x 29-1/2"	KCZ6620A.E	□□	□□□	□□□	□□□□	□□	255.0#	2480
		72 x 20 x 29-1/2"	KCZ7220A.E	□□	□□□	□□□	□□□□	□□	270.0#	2522
		60 x 24 x 29-1/2"	KCZ6024A.E	□□	□□□	□□□	□□□□	□□	250.0#	2560
		66 x 24 x 29-1/2"	KCZ6624A.E	□□	□□□	□□□	□□□□	□□	260.0#	2669
		72 x 24 x 29-1/2"	KCZ7224A.E	□□	□□□	□□□	□□□□	□□	275.0#	2759
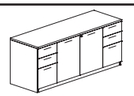 AECRD	**Credenza-Center Storage and Double Box/Box/File Pedestal** • 1-1/2" top with choice of three edge styles • Box/box/file locking pedestals feature full extension slides • Upper box drawers do not lock • Center storage cabinet • Full height back panel features horizontal wood grain pattern • Standard with no grommet	60 x 20 x 29-1/2"	KCZ6020B.E	□□	□□□	□□□	□□□□	□□	305.0#	$ 2874
		66 x 20 x 29-1/2"	KCZ6620B.E	□□	□□□	□□□	□□□□	□□	315.0#	2912
		72 x 20 x 29-1/2"	KCZ7220B.E	□□	□□□	□□□	□□□□	□□	330.0#	2951
		60 x 24 x 29-1/2"	KCZ6024B.E	□□	□□□	□□□	□□□□	□□	310.0#	2993
		66 x 24 x 29-1/2"	KCZ6624B.E	□□	□□□	□□□	□□□□	□□	320.0#	3100
		72 x 24 x 29-1/2"	KCZ7224B.E	□□	□□□	□□□	□□□□	□□	335.0#	3190
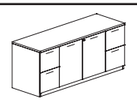 AECRD	**Credenza-Center Storage and Double File/File Pedestal** • 1-1/2" top with choice of three edge styles • File/file locking pedestals feature full extension slides • Center storage cabinet • Full height back panel features horizontal wood grain pattern • Standard with no grommet	60 x 20 x 29-1/2"	KCZ6020C.E	□□	□□□	□□□	□□□□	□□	305.0#	$ 2874
		66 x 20 x 29-1/2"	KCZ6620C.E	□□	□□□	□□□	□□□□	□□	315.0#	2912
		72 x 20 x 29-1/2"	KCZ7220C.E	□□	□□□	□□□	□□□□	□□	330.0#	2951
		60 x 24 x 29-1/2"	KCZ6024C.E	□□	□□□	□□□	□□□□	□□	310.0#	2993
		66 x 24 x 29-1/2"	KCZ6624C.E	□□	□□□	□□□	□□□□	□□	320.0#	3100
		72 x 24 x 29-1/2"	KCZ7224C.E	□□	□□□	□□□	□□□□	□□	335.0#	3190
				Ⓐ	Ⓑ	Ⓒ	Ⓓ	Ⓔ	Ⓕ	

HOW TO ORDER

Indicate the following information on order form:
1. Quantity of each item.
2. Model number, including options. See "How To Build a Model Number".
3. Any special service required.

Note: • The □ indicates that a choice is required.
- The absence of the □ indicates that no choice is required.
- Alpha-numeric characters in place of □ indicate that no other alternatives are available.

HOW TO BUILD A MODEL NUMBER

Ⓐ Select basic model.

Ⓑ Select edge style.

F	- Flat edge
P3	- Three wave profile edge
P4	- Four wave profile edge

Ⓒ Select horizontal surface finish.
Refer to the **Product Color Options** page in this price list.

Ⓓ Select vertical surface finish.
Refer to the **Product Color Options** page in this price list.

Ⓔ Select pull option.

BPA6	- Silver bar pull (6)
BPA8	- Silver bar pull (8)
KIB6	- Waterfall black pull (6)
KIB8	- Waterfall black pull (8)
KIS6	- Waterfall silver pull (6)
KIS8	- Waterfall silver pull (8)
RCP6	- Rectangular silver pull (6)
RCP8	- Rectangular silver pull (8)

Ⓕ Select lock option.

KA	- Key alike
KS	- Key standard

SPECIAL SERVICES

Special Carton Marking

With specially marked information	N/C

Shipping

Ships **assembled, FOB KI-Aristotle Brampton, ON L6T 5T6, freight prepaid.** Freight class 85.

Specifications and prices are subject to change without prior notice.

Aristotle® Executive Credenzas

Credenza-Lateral Files

Aristotle® Executive Credenzas

Credenza-Lateral Files

	MODEL	W x D x H	MODEL NUMBER: Basic Model	Edge Style	Horizontal Surface Finish	Vertical Surface Finish	Pull Option	Lock Option	End Panel	Approx. Packaged Weight	Delivered Pricing
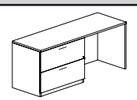 AECRD	**Credenza-Lateral File-Left** • 1-1/2" top with choice of 3 edge styles • 36" wide lateral file features 12" drawers • Drawers accommodate letter and legal filing • Full height back panel features horizontal wood grain pattern • All drawers and doors standard locking and keyed alike • Optional front to back filing hardware specified separately • Standard with no grommet	60 x 20 x 29-1/2"	KCFL6020.E	□□	□□□	□□□	□□□□	□□	□□□□	195.0#	$ 2269
		66 x 20 x 29-1/2"	KCFL6620.E	□□	□□□	□□□	□□□□	□□	□□□□	205.0#	2307
		72 x 20 x 29-1/2"	KCFL7220.E	□□	□□□	□□□	□□□□	□□	□□□□	220.0#	2353
		60 x 24 x 29-1/2"	KCFL6024.E	□□	□□□	□□□	□□□□	□□	□□□□	200.0#	2379
		66 x 24 x 29-1/2"	KCFL6624.E	□□	□□□	□□□	□□□□	□□	□□□□	210.0#	2428
		72 x 24 x 29-1/2"	KCFL7224.E	□□	□□□	□□□	□□□□	□□	□□□□	225.0#	2548
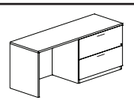 AECRD	**Credenza-Lateral File-Right** • 1-1/2" top with choice of 3 edge styles • 36" wide lateral file features 12" drawers • Drawers accommodate letter and legal filing • Full height back panel features horizontal wood grain pattern • All drawers and doors standard locking and keyed alike • Optional front to back filing hardware specified separately • Standard with no grommet	60 x 20 x 29-1/2"	KCFR6020.E	□□	□□□	□□□	□□□□	□□	□□□□	195.0#	$ 2269
		66 x 20 x 29-1/2"	KCFR6620.E	□□	□□□	□□□	□□□□	□□	□□□□	205.0#	2307
		72 x 20 x 29-1/2"	KCFR7220.E	□□	□□□	□□□	□□□□	□□	□□□□	220.0#	2353
		60 x 24 x 29-1/2"	KCFR6024.E	□□	□□□	□□□	□□□□	□□	□□□□	200.0#	2379
		66 x 24 x 29-1/2"	KCFR6624.E	□□	□□□	□□□	□□□□	□□	□□□□	210.0#	2428
		72 x 24 x 29-1/2"	KCFR7224.E	□□	□□□	□□□	□□□□	□□	□□□□	225.0#	2548
				Ⓑ	Ⓒ	Ⓓ	Ⓔ	Ⓕ	Ⓖ		

HOW TO ORDER

Indicate the following information on order form:
1. Quantity of each item.
2. Model number, including options. See "How To Build a Model Number".
3. Any special service required.

Note: • The □ indicates that a choice is required.
- The absence of the □ indicates that no choice is required.
- Alpha-numeric characters in place of □ indicate that no other alternatives are available.

HOW TO BUILD A MODEL NUMBER

Ⓐ Select basic model.

Ⓑ Select edge style.

F	- Flat edge
P3	- Three wave profile edge
P4	- Four wave profile edge

Ⓒ Select horizontal surface finish.
Refer to the **Product Color Options** page in this price list.

Ⓓ Select vertical surface finish.
Refer to the **Product Color Options** page in this price list.

Ⓔ Select pull option.

BPA2	- Silver bar pull (2)
KIB2	- Waterfall black pull (2)
KIS2	- Waterfall silver pull (2)
RCP2	- Rectangular silver pull (2)

Ⓕ Select lock option.

KA	- Key alike
KS	- Key standard

Ⓖ Select end panel.

CGR	- Recessed end panel right side
CGL	- Recessed end panel left side
FULL	- Full end panel both sides

SPECIAL SERVICES

Special Carton Marking

With specially marked information N/C

Shipping

Ships **assembled, FOB KI-Aristotle Brampton, ON L6T 5T6, freight prepaid.** Freight class 85.

Specifications and prices are subject to change without prior notice.

Aristotle® Executive Credenzas

Credenza-Lateral Files

Aristotle® Executive Credenzas

Credenza-Lateral Files

	MODEL	W x D x H	MODEL NUMBER: Basic Model	Edge Style	Horizontal Surface Finish	Vertical Surface Finish	Pull Option	Lock Option	Approx. Packaged Weight	Delivered Pricing
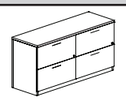 AECRD	**Credenza-Double Lateral File** • 1-1/2" top with choice of 3 edge styles • 30" wide lateral drawers on 60" model • 36" wide lateral drawers on 72" model • Drawers accommodate letter and legal filing • Full height back panel features horizontal wood grain pattern • All drawers and doors standard locking and keyed alike • Optional front to back filing hardware specified separately • Standard with no grommet	60 x 20 x 29-1/2"	KCFF6020.E	□□	□□□	□□□	□□□□	□□	275.0#	$ 3169
		72 x 20 x 29-1/2"	KCFF7220.E	□□	□□□	□□□	□□□□	□□	290.0#	3341
		60 x 24 x 29-1/2"	KCFF6024.E	□□	□□□	□□□	□□□□	□□	280.0#	3509
		72 x 24 x 29-1/2"	KCFF7224.E	□□	□□□	□□□	□□□□	□□	295.0#	3632
			Ⓐ	Ⓑ	Ⓒ	Ⓓ	Ⓔ	Ⓕ		

HOW TO ORDER

Indicate the following information on order form:
1. Quantity of each item.
2. Model number, including options. See "How To Build a Model Number".
3. Any special service required.

Note: • The □ indicates that a choice is required.
- The absence of the □ indicates that no choice is required.
- Alpha-numeric characters in place of □ indicate that no other alternatives are available.

HOW TO BUILD A MODEL NUMBER

Ⓐ Select basic model.

Ⓑ Select edge style.

F	- Flat edge
P3	- Three wave profile edge
P4	- Four wave profile edge

Ⓒ Select horizontal surface finish.
Refer to the **Product Color Options** page in this price list.

Ⓓ Select vertical surface finish.
Refer to the **Product Color Options** page in this price list.

Ⓔ Select pull option.

BPA4	- Silver bar pull (4)
KIB4	- Waterfall black pull (4)
KIS4	- Waterfall silver pull (4)
RCP4	- Rectangular silver pull (4)

Ⓕ Select lock option.

KA	- Key alike
KS	- Key standard

SPECIAL SERVICES

Special Carton Marking

With specially marked information N/C

Shipping

Ships **assembled, FOB KI-Aristotle Brampton, ON L6T 5T6, freight prepaid.** Freight class 85.

Specifications and prices are subject to change without prior notice.

Aristotle® Executive Credenzas
Credenza-Storage

Aristotle® Executive Credenzas
Credenza-Storage

	MODEL	W x D x H	MODEL NUMBER: Basic Model	Edge Style	Horizontal Surface Finish	Vertical Surface Finish	Pull Option	Lock Option	Approx. Packaged Weight	Delivered Pricing
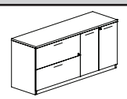 AECRD	**Credenza-Lateral File-Left and Storage-Right** • 1-1/2" top with choice of 3 edge styles • 36" wide lateral file features 12" drawers • Drawers accommodate letter and legal filing • Full height back panel features horizontal wood grain pattern • All drawers and doors standard locking and keyed alike • One adjustable shelf in storage cabinet • Optional front to back filing hardware specified separately • Standard with no grommet	66 x 20 x 29-1/2"	KCFS6620.E	□□	□□□	□□□	□□□□	□□	275.0#	$ 2688
		72 x 20 x 29-1/2"	KCFS7220.E	□□	□□□	□□□	□□□□	□□	290.0#	2818
		66 x 24 x 29-1/2"	KCFS6624.E	□□	□□□	□□□	□□□□	□□	280.0#	2937
		72 x 24 x 29-1/2"	KCFS7224.E	□□	□□□	□□□	□□□□	□□	295.0#	3066
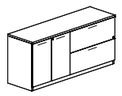 AECRD	**Credenza-Storage-Left and Lateral File-Right** • 1-1/2" top with choice of 3 edge styles • 36" wide lateral file features 12" drawers • Drawers accommodate letter and legal filing • Full height back panel features horizontal wood grain pattern • All drawers and doors standard locking and keyed alike • One adjustable shelf in storage cabinet • Optional front to back filing hardware specified separately • Standard with no grommet	66 x 20 x 29-1/2"	KCSF6620.E	□□	□□□	□□□	□□□□	□□	240.0#	$ 2688
		72 x 20 x 29-1/2"	KCSF7220.E	□□	□□□	□□□	□□□□	□□	250.0#	2818
		66 x 24 x 29-1/2"	KCSF6624.E	□□	□□□	□□□	□□□□	□□	260.0#	2937
		72 x 24 x 29-1/2"	KCSF7224.E	□□	□□□	□□□	□□□□	□□	270.0#	3066
			Ⓐ	Ⓑ	Ⓒ	Ⓓ	Ⓔ	Ⓕ		

HOW TO ORDER

Indicate the following information on order form:
1. Quantity of each item.
2. Model number, including options. See "How To Build a Model Number".
3. Any special service required.

Note: • The □ indicates that a choice is required.
- The absence of the □ indicates that no choice is required.
- Alpha-numeric characters in place of □ indicate that no other alternatives are available.

HOW TO BUILD A MODEL NUMBER

Ⓐ Select basic model.

Ⓑ Select edge style.

F	- Flat edge
P3	- Three wave profile edge
P4	- Four wave profile edge

Ⓒ Select horizontal surface finish.
Refer to the **Product Color Options** page in this price list.

Ⓓ Select vertical surface finish.
Refer to the **Product Color Options** page in this price list.

Ⓔ Select pull option.

BPA4	- Silver bar pull (4)
KIB4	- Waterfall black pull (4)
KIS4	- Waterfall silver pull (4)
RCP4	- Rectangular silver pull (4)

Ⓕ Select lock option.

KA	- Key alike
KS	- Key standard

SPECIAL SERVICES

Special Carton Marking

With specially marked information N/C

Shipping

Ships **assembled, FOB KI-Aristotle Brampton, ON L6T 5T6, freight prepaid.** Freight class 85.

Specifications and prices are subject to change without prior notice.

Aristotle® Executive Credenzas

Credenza-Double Storage

Aristotle® Executive Credenzas

Credenza-Double Storage

	MODEL	W x D x H	MODEL NUMBER: Basic Model	Edge Style	Horizontal Surface Finish	Vertical Surface Finish	Pull Option	Lock Option	Approx. Packaged Weight	Delivered Pricing
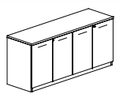	**Credenza-Double Storage** • 1-1/2" top with choice of 3 edge styles • One adjustable shelf in storage cabinet • Standard with no grommet • Full height back panel features horizontal wood grain pattern	66 x 20 x 29-1/2"	KCSS6620.E	□□	□□□	□□□	□□□□	□□	265.0#	$ 2187
		72 x 20 x 29-1/2"	KCSS7220.E	□□	□□□	□□□	□□□□	□□	270.0#	2242
		66 x 24 x 29-1/2"	KCSS6624.E	□□	□□□	□□□	□□□□	□□	280.0#	2364
		72 x 24 x 29-1/2"	KCSS7224.E	□□	□□□	□□□	□□□□	□□	285.0#	2403
AECRD										
			Ⓐ	Ⓑ	Ⓒ	Ⓓ	Ⓔ	Ⓕ		

HOW TO ORDER

Indicate the following information on order form:
1. Quantity of each item.
2. Model number, including options. See "How To Build a Model Number".
3. Any special service required.

Note: • The □ indicates that a choice is required.
- The absence of the □ indicates that no choice is required.
- Alpha-numeric characters in place of □ indicate that no other alternatives are available.

HOW TO BUILD A MODEL NUMBER

Ⓐ Select basic model.

Ⓑ Select edge style.

F	- Flat edge
P3	- Three wave profile edge
P4	- Four wave profile edge

Ⓒ Select horizontal surface finish.
Refer to the **Product Color Options** page in this price list.

Ⓓ Select vertical surface finish.
Refer to the **Product Color Options** page in this price list.

Ⓔ Select pull option.

BPA4	- Silver bar pull (4)
KIB4	- Waterfall black pull (4)
KIS4	- Waterfall silver pull (4)
RCP4	- Rectangular silver pull (4)

Ⓕ Select lock option.

KA	- Key alike
KS	- Key standard

SPECIAL SERVICES

Special Carton Marking

With specially marked information	N/C

Shipping

Ships **assembled, FOB KI-Aristotle Brampton, ON L6T 5T6, freight prepaid.** Freight class 85.

Specifications and prices are subject to change without prior notice.

Aristotle® Executive Reception Workstations

Reception Desks

Aristotle® Executive Reception Workstations

Reception Desks

	MODEL	W x D x H	MODEL NUMBER: Basic Model	Edge Style Ⓑ	Horizontal Surface Finish Ⓒ	Vertical Surface Finish Ⓓ	Pull Option Ⓔ	Lock Option Ⓕ	Approx. Packaged Weight	Delivered Pricing
 AEGRD	**Reception Desk-Left, Box/File Pedestal Option A** • 1-1/2" top with choice of three edge styles • Box/file locking pedestal with full extension slides • 30" desk features full height back panel and 2 rear corner grommets • Full height back panel features horizontal wood grain pattern • 12" deep transaction top • 14" clearance above desktop • Pedestals feature locks on inside panels	66 x 30 x 45"	KGDL6630A.E	□□	□□□	□□□	□□□□	□□	280.0#	$ 2314
		72 x 30 x 45"	KGDL7230A.E	□□	□□□	□□□	□□□□	□□	295.0#	2550
 AEGRD	**Reception Desk-Right, Box/File Pedestal Option A** • 1-1/2" top with choice of three edge styles • Box/file locking pedestal with full extension slides • 30" desk features full height back panel and 2 rear corner grommets • Full height back panel features horizontal wood grain pattern • 12" deep transaction top • 14" clearance above desktop • Pedestals feature locks on inside panels	66 x 30 x 45"	KGDR6630A.E	□□	□□□	□□□	□□□□	□□	280.0#	$ 2314
		72 x 30 x 45"	KGDR7230A.E	□□	□□□	□□□	□□□□	□□	295.0#	2550

HOW TO ORDER

Indicate the following information on order form:
1. Quantity of each item.
2. Model number, including options. See "How To Build a Model Number".
3. Any special service required.

Note: • The □ indicates that a choice is required.
- The absence of the □ indicates that no choice is required.
- Alpha-numeric characters in place of □ indicate that no other alternatives are available.

HOW TO BUILD A MODEL NUMBER

Ⓐ Select basic model.

Ⓑ Select edge style.

F	- Flat edge
P3	- Three wave profile edge
P4	- Four wave profile edge

Ⓒ Select horizontal surface finish.
Refer to the **Product Color Options** page in this price list.

Ⓓ Select vertical surface finish.
Refer to the **Product Color Options** page in this price list.

Ⓔ Select pull option.

BPA2	- Silver bar pull (2)
KIB2	- Waterfall black pull (2)
KIS2	- Waterfall silver pull (2)
RCP2	- Rectangular silver pull (2)

Ⓕ Select lock option.

KA	- Key alike
KS	- Key standard

SPECIAL SERVICES

Special Carton Marking

With specially marked information	N/C

Shipping

Ships **assembled, FOB KI-Aristotle Brampton, ON L6T 5T6, freight prepaid.** Freight class 85.

Specifications and prices are subject to change without prior notice.

Aristotle® Executive Reception Workstations

Reception Desks

Aristotle® Executive Reception Workstations

Reception Desks

	MODEL	W x D x H	MODEL NUMBER: Basic Model	Edge Style	Horizontal Surface Finish	Vertical Surface Finish	Pull Option	Lock Option	Approx. Packaged Weight	Delivered Pricing
 AEGRD	**Reception Desk-Left, Box/Box/File Pedestal Option B** • 1-1/2" top with choice of three edge styles • Box/box/file pedestal with full extension slides (upper box drawer does not lock) • 30" desk features full height back panel and 2 rear corner grommets • Full height back panel features horizontal wood grain pattern • 12" deep transaction top • 14" clearance above desktop • Pedestals feature locks on inside panels	66 x 30 x 45"	KGDL6630B.E	□□	□□□	□□□	□□□□	□□	310.0#	$ 2518
		72 x 30 x 45"	KGDL7230B.E	□□	□□□	□□□	□□□□	□□	325.0#	2750
 AEGRD	**Reception Desk-Right, Box/Box/File Pedestal Option B** • 1-1/2" top with choice of three edge styles • Box/box/file pedestal with full extension slides (upper box drawer does not lock) • 30" desk features full height back panel and 2 rear corner grommets • Full height back panel features horizontal wood grain pattern • 12" deep transaction top • 14" clearance above desktop • Pedestals feature locks on inside panels	66 x 30 x 45"	KGDR6630B.E	□□	□□□	□□□	□□□□	□□	310.0#	$ 2518
		72 x 30 x 45"	KGDR7230B.E	□□	□□□	□□□	□□□□	□□	325.0#	2750

Ⓐ Ⓑ Ⓒ Ⓓ Ⓔ Ⓕ

HOW TO ORDER

Indicate the following information on order form:
1. Quantity of each item.
2. Model number, including options. See "How To Build a Model Number".
3. Any special service required.

Note: • The □ indicates that a choice is required.
- The absence of the □ indicates that no choice is required.
- Alpha-numeric characters in place of □ indicate that no other alternatives are available.

HOW TO BUILD A MODEL NUMBER

Ⓐ Select basic model.

Ⓑ Select edge style.

F	- Flat edge
P3	- Three wave profile edge
P4	- Four wave profile edge

Ⓒ Select horizontal surface finish.
Refer to the **Product Color Options** page in this price list.

Ⓓ Select vertical surface finish.
Refer to the **Product Color Options** page in this price list.

Ⓔ Select pull option.

BPA3	- Silver bar pull (3)
KIB3	- Waterfall black pull (3)
KIS3	- Waterfall silver pull (3)
RCP3	- Rectangular silver pull (3)

Ⓕ Select lock option.

KA	- Key alike
KS	- Key standard

SPECIAL SERVICES

Special Carton Marking

With specially marked information N/C

Shipping

Ships **assembled, FOB KI-Aristotle Brampton, ON L6T 5T6, freight prepaid.** Freight class 85.

Specifications and prices are subject to change without prior notice.

Aristotle® Executive Reception Workstations

Reception Desks

Aristotle® Executive Reception Workstations

Reception Desks

	MODEL	W x D x H	MODEL NUMBER: Basic Model	Edge Style Ⓑ	Horizontal Surface Finish Ⓒ	Vertical Surface Finish Ⓓ	Pull Option Ⓔ	Lock Option Ⓕ	Approx. Packaged Weight	Delivered Pricing
 AEGRD	**Reception Desk-Left, File/File Pedestal Option C** • 1-1/2" top with choice of three edge styles • File/file pedestal with full extension slides • 30" desk features full height back panel and 2 rear corner grommets • Full height back panel features horizontal wood grain pattern • 12" deep transaction top • 14" clearance above desktop • Pedestals feature locks on inside panels	66 x 30 x 45"	KGDL6630C.E	□□	□□□	□□□	□□□□	□□	310.0#	$ 2518
		72 x 30 x 45"	KGDL7230C.E	□□	□□□	□□□	□□□□	□□	325.0#	2750
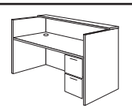 AEGRD	**Reception Desk-Right, File/File Pedestal Option C** • 1-1/2" top with choice of three edge styles • File/file pedestal with full extension slides • 30" desk features full height back panel and 2 rear corner grommets • Full height back panel features horizontal wood grain pattern • 12" deep transaction top • 14" clearance above desktop • Pedestals feature locks on inside panels	66 x 30 x 45"	KGDR6630C.E	□□	□□□	□□□	□□□□	□□	310.0#	$ 2518
		72 x 30 x 45"	KGDR7230C.E	□□	□□□	□□□	□□□□	□□	325.0#	2750

HOW TO ORDER

Indicate the following information on order form:
1. Quantity of each item.
2. Model number, including options. See "How To Build a Model Number".
3. Any special service required.

Note: • The □ indicates that a choice is required.
- The absence of the □ indicates that no choice is required.
- Alpha-numeric characters in place of □ indicate that no other alternatives are available.

HOW TO BUILD A MODEL NUMBER

Ⓐ Select basic model.

Ⓑ Select edge style.

F	- Flat edge
P3	- Three wave profile edge
P4	- Four wave profile edge

Ⓒ Select horizontal surface finish.
Refer to the **Product Color Options** page in this price list.

Ⓓ Select vertical surface finish.
Refer to the **Product Color Options** page in this price list.

Ⓔ Select pull option.

BPA2	- Silver bar pull (2)
KIB2	- Waterfall black pull (2)
KIS2	- Waterfall silver pull (2)
RCP2	- Rectangular silver pull (2)

Ⓕ Select lock option.

KA	- Key alike
KS	- Key standard

SPECIAL SERVICES

Special Carton Marking

With specially marked information	N/C

Shipping

Ships **assembled, FOB KI-Aristotle Brampton, ON L6T 5T6, freight prepaid.** Freight class 85.

Specifications and prices are subject to change without prior notice.

Aristotle® Executive Reception Workstations

Bow Front Reception Desks

Aristotle® Executive Reception Workstations

Bow Front Reception Desks

	MODEL	W x D x H	MODEL NUMBER: Basic Model	Edge Style	Horizontal Surface Finish	Vertical Surface Finish	Pull Option	Lock Option	Approx. Packaged Weight	Delivered Pricing
 AEGRD	**Bow Front Reception Desk-Left, Box/File Option A** • 1-1/2" top with choice of three edge styles • Bow Front transaction counter is 18" deep with 6" overhang • Box/file locking pedestal with full extension slides • 30" desk features full height back panel and 2 rear corner grommets • Full height back panel features horizontal wood grain pattern • 12" deep transaction top • 14" clearance above desktop • Pedestals feature locks on inside panels	66 x 36 x 45"	KGDBL6636A.E	□□	□□□	□□□	□□□□	□□	290.0#	$ 2417
		72 x 36 x 45"	KGDBL7236A.E	□□	□□□	□□□	□□□□	□□	305.0#	2669
 AEGRD	**Bow Front Reception Desk-Right, Box/File Option A** • 1-1/2" top with choice of three edge styles • Bow Front transaction counter is 18" deep with 6" overhang • Box/file locking pedestal with full extension slides • 30" desk features full height back panel and 2 rear corner grommets • Full height back panel features horizontal wood grain pattern • 12" deep transaction top • 14" clearance above desktop • Pedestals feature locks on inside panels	66 x 36 x 45"	KGDBR6636A.E	□□	□□□	□□□	□□□□	□□	290.0#	$ 2417
		72 x 36 x 45"	KGDBR7236A.E	□□	□□□	□□□	□□□□	□□	305.0#	2669
			Ⓐ	Ⓑ	Ⓒ	Ⓓ	Ⓔ	Ⓕ		

HOW TO ORDER

Indicate the following information on order form:
1. Quantity of each item.
2. Model number, including options. See "How To Build a Model Number".
3. Any special service required.

Note: • The □ indicates that a choice is required.
- The absence of the □ indicates that no choice is required.
- Alpha-numeric characters in place of □ indicate that no other alternatives are available.

HOW TO BUILD A MODEL NUMBER

Ⓐ Select basic model.

Ⓑ Select edge style.

F	- Flat edge
P3	- Three wave profile edge
P4	- Four wave profile edge

Ⓒ Select horizontal surface finish.
Refer to the **Product Color Options** page in this price list.

Ⓓ Select vertical surface finish.
Refer to the **Product Color Options** page in this price list.

Ⓔ Select pull option.

BPA2	- Silver bar pull (2)
KIB2	- Waterfall black pull (2)
KIS2	- Waterfall silver pull (2)
RCP2	- Rectangular silver pull (2)

Ⓕ Select lock option.

KA	- Key alike
KS	- Key standard

SPECIAL SERVICES

Special Carton Marking

With specially marked information N/C

Shipping

Ships **assembled, FOB KI-Aristotle Brampton, ON L6T 5T6, freight prepaid.** Freight class 85.

Specifications and prices are subject to change without prior notice.

Aristotle® Executive Reception Workstations

Bow Front Reception Desks

Aristotle® Executive Reception Workstations

Bow Front Reception Desks

	MODEL	W x D x H	MODEL NUMBER: Basic Model	Edge Style	Horizontal Surface Finish	Vertical Surface Finish	Pull Option	Lock Option	Approx. Packaged Weight	Delivered Pricing
 AEGRD	**Bow Front Reception Desk-Left, Box/Box/File Option B** • 1-1/2" top with choice of three edge styles • Bow Front transaction counter is 18" deep with 6" overhang • Box/box/file pedestal with full extension slides (upper box drawer does not lock) • 30" desk features full height back panel and 2 rear corner grommets • Full height back panel features horizontal wood grain pattern • 12" deep transaction top • 14" clearance above desktop • Pedestals feature locks on inside panels	66 x 36 x 45"	KGDBL6636B.E	□□	□□□	□□□	□□□□	□□	320.0#	$ 2619
		72 x 36 x 45"	KGDBL7236B.E	□□	□□□	□□□	□□□□	□□	335.0#	2856
 AEGRD	**Bow Front Reception Desk-Right, Box/Box/File Option B** • 1-1/2" top with choice of three edge styles • Bow Front transaction counter is 18" deep with 6" overhang • Box/box/file pedestal with full extension slides (upper box drawer does not lock) • 30" desk features full height back panel and 2 rear corner grommets • Full height back panel features horizontal wood grain pattern • 12" deep transaction top • 14" clearance above desktop • Pedestals feature locks on inside panels	66 x 36 x 45"	KGDBR6636B.E	□□	□□□	□□□	□□□□	□□	320.0#	$ 2619
		72 x 36 x 45"	KGDBR7236B.E	□□	□□□	□□□	□□□□	□□	335.0#	2856
				Ⓑ	Ⓒ	Ⓓ	Ⓔ	Ⓕ		

HOW TO ORDER

Indicate the following information on order form:
1. Quantity of each item.
2. Model number, including options. See "How To Build a Model Number".
3. Any special service required.

Note: • The □ indicates that a choice is required.
- The absence of the □ indicates that no choice is required.
- Alpha-numeric characters in place of □ indicate that no other alternatives are available.

HOW TO BUILD A MODEL NUMBER

Ⓐ Select basic model.

Ⓑ Select edge style.

F	- Flat edge
P3	- Three wave profile edge
P4	- Four wave profile edge

Ⓒ Select horizontal surface finish.
Refer to the **Product Color Options** page in this price list.

Ⓓ Select vertical surface finish.
Refer to the **Product Color Options** page in this price list.

Ⓔ Select pull option.

BPA3	- Silver bar pull (3)
KIB3	- Waterfall black pull (3)
KIS3	- Waterfall silver pull (3)
RCP3	- Rectangular silver pull (3)

Ⓕ Select lock option.

KA	- Key alike
KS	- Key standard

SPECIAL SERVICES

Special Carton Marking

With specially marked information N/C

Shipping

Ships **assembled, FOB KI-Aristotle Brampton, ON L6T 5T6, freight prepaid.** Freight class 85.

Specifications and prices are subject to change without prior notice.

Aristotle® Executive Reception Workstations

Bow Front Reception Desks

Aristotle® Executive Reception Workstations

Bow Front Reception Desks

	MODEL	W x D x H	MODEL NUMBER: Basic Model	Edge Style	Horizontal Surface Finish	Vertical Surface Finish	Pull Option	Lock Option	Approx. Packaged Weight	Delivered Pricing
 AEGRD	**Bow Front Reception Desk-Left, File/File Option C** • 1-1/2" top with choice of three edge styles • Bow Front transaction counter is 18" deep with 6" overhang • File/file pedestal with full extension slides • 30" desk features full height back panel and 2 rear corner grommets • Full height back panel features horizontal wood grain pattern • 14" clearance above desktop • Pedestals feature locks on inside panels	66 x 36 x 45"	KGDBL6636C.E	□□	□□□	□□□	□□□□	□□	320.0#	$ 2619
		72 x 36 x 45"	KGDBL7236C.E	□□	□□□	□□□	□□□□	□□	335.0#	2856
 AEGRD	**Bow Front Reception Desk-Right, File/File Option C** • 1-1/2" top with choice of three edge styles • Bow Front transaction counter is 18" deep with 6" overhang • File/file pedestal with full extension slides • 30" desk features full height back panel and 2 rear corner grommets • Full height back panel features horizontal wood grain pattern • 12" deep transaction top • 14" clearance above desktop • Pedestals feature locks on inside panels	66 x 36 x 45"	KGDBR6636C.E	□□	□□□	□□□	□□□□	□□	320.0#	$ 2619
		72 x 36 x 45"	KGDBR7236C.E	□□	□□□	□□□	□□□□	□□	335.0#	2856

Ⓐ Ⓑ Ⓒ Ⓓ Ⓔ Ⓕ

HOW TO ORDER

Indicate the following information on order form:
1. Quantity of each item.
2. Model number, including options. See "How To Build a Model Number".
3. Any special service required.

Note: • The □ indicates that a choice is required.
- The absence of the □ indicates that no choice is required.
- Alpha-numeric characters in place of □ indicate that no other alternatives are available.

HOW TO BUILD A MODEL NUMBER

Ⓐ Select basic model.

Ⓑ Select edge style.

F	- Flat edge
P3	- Three wave profile edge
P4	- Four wave profile edge

Ⓒ Select horizontal surface finish.
Refer to the **Product Color Options** page in this price list.

Ⓓ Select vertical surface finish.
Refer to the **Product Color Options** page in this price list.

Ⓔ Select pull option.

BPA2	- Silver bar pull (2)
KIB2	- Waterfall black pull (2)
KIS2	- Waterfall silver pull (2)
RCP2	- Rectangular silver pull (2)

Ⓕ Select lock option.

KA	- Key alike
KS	- Key standard

SPECIAL SERVICES

Special Carton Marking

With specially marked information N/C

Shipping

Ships **assembled, FOB KI-Aristotle Brampton, ON L6T 5T6, freight prepaid.** Freight class 85.

Specifications and prices are subject to change without prior notice.

Aristotle® Executive Reception Workstations
Returns

Aristotle® Executive Reception Workstations
Returns

	MODEL	W x D x H	MODEL NUMBER: Basic Model	Edge Style	Horizontal Surface Finish	Vertical Surface Finish	Pull Option	Lock Option	Approx. Packaged Weight	Delivered Pricing
 AEGRD	**Reception Return-Left, Box/File Pedestal Option A** • 1-1/2" top with choice of three edge styles • Box/file locking pedestal with full extension slides • 24" deep return features 1 rear center grommet • Pedestals feature locks on inside panels	42 x 24 x 43-1/2"	KGRL4224A.E	□□	□□□	□□□	□□□□	□□	140.0#	$ 1493
		48 x 24 x 43-1/2"	KGRL4824A.E	□□	□□□	□□□	□□□□	□□	145.0#	1542
 AEGRD	**Reception Return-Right, Box/File Pedestal Option A** • 1-1/2" top with choice of three edge styles • Box/file locking pedestal with full extension slides • 24" deep return features 1 rear center grommet • Pedestals feature locks on inside panels	42 x 24 x 43-1/2"	KGRR4224A.E	□□	□□□	□□□	□□□□	□□	140.0#	$ 1493
		48 x 24 x 43-1/2"	KGRR4824A.E	□□	□□□	□□□	□□□□	□□	145.0#	1542
 AEGRD	**Reception Return-Left, Box/Box/File Pedestal Option B** • 1-1/2" top with choice of three edge styles • Box/box/file pedestal with full extension slides (upper box drawer does not lock) • 24" deep return features 1 rear center grommet • Pedestals feature locks on inside panels	42 x 24 x 43-1/2"	KGRL4224B.E	□□	□□□	□□□	□□□□	□□	170.0#	$ 1731
		48 x 24 x 43-1/2"	KGRL4824B.E	□□	□□□	□□□	□□□□	□□	175.0#	1780
 AEGRD	**Reception Return-Right, Box/Box/File Pedestal Option B** • 1-1/2" top with choice of three edge styles • Box/box/file pedestal with full extension slides (upper box drawer does not lock) • 24" deep return features 1 rear center grommet • Pedestals feature locks on inside panels	42 x 24 x 43-1/2"	KGRR4224B.E	□□	□□□	□□□	□□□□	□□	170.0#	$ 1731
		48 x 24 x 43-1/2"	KGRR4824B.E	□□	□□□	□□□	□□□□	□□	175.0#	1780
				Ⓐ	Ⓑ	Ⓒ	Ⓓ	Ⓔ	Ⓕ	

HOW TO ORDER

Indicate the following information on order form:
1. Quantity of each item.
2. Model number, including options. See "How To Build a Model Number".
3. Any special service required.

Note: • The □ indicates that a choice is required.
- The absence of the □ indicates that no choice is required.
- Alpha-numeric characters in place of □ indicate that no other alternatives are available.

HOW TO BUILD A MODEL NUMBER

Ⓐ Select basic model.

Ⓑ Select edge style.

F	- Flat edge
P3	- Three wave profile edge
P4	- Four wave profile edge

Ⓒ Select horizontal surface finish.
Refer to the **Product Color Options** page in this price list.

Ⓓ Select vertical surface finish.
Refer to the **Product Color Options** page in this price list.

Ⓔ Select pull option.

BPA2	- Silver bar pull (2)
BPA3	- Silver bar pull (3)
KIB2	- Waterfall black pull (2)
KIB3	- Waterfall black pull (3)
KIS2	- Waterfall silver pull (2)
KIS3	- Waterfall silver pull (3)
RCP2	- Rectangular silver pull (2)
RCP3	- Rectangular silver pull (3)

Ⓕ Select lock option.

KA	- Key alike
KS	- Key standard

SPECIAL SERVICES

Special Carton Marking

With specially marked information N/C

Shipping

Ships **assembled, FOB KI-Aristotle Brampton, ON L6T 5T6, freight prepaid.** Freight class 85.

Specifications and prices are subject to change without prior notice.

Aristotle® Executive Reception Workstations

Returns

Aristotle® Executive Reception Workstations

Returns

	MODEL	W x D x H	MODEL NUMBER: Basic Model	Edge Style	Horizontal Surface Finish	Vertical Surface Finish	Pull Option	Lock Option	Approx. Packaged Weight	Delivered Pricing
 AEGRD	**Reception Return-Left, File/File Pedestal Option C** • 1-1/2" top with choice of three edge styles • Box/file locking pedestal with full extension slides • 24" deep return features 1 rear center grommet • Pedestals feature locks on inside panels	42 x 24 x 43-1/2"	KGRL4224C.E	□□	□□□	□□□	□□□□	□□	170.0#	$ 1731
		48 x 24 x 43-1/2"	KGRL4824C.E	□□	□□□	□□□	□□□□	□□	175.0#	1780
 AEGRD	**Reception Return-Right, Pedestal Option C** • 1-1/2" top with choice of three edge styles • Box/file locking pedestal with full extension slides • 24" deep return features 1 rear center grommet • Pedestals feature locks on inside panels	42 x 24 x 43-1/2"	KGRR4224C.E	□□	□□□	□□□	□□□□	□□	170.0#	$ 1731
		48 x 24 x 43-1/2"	KGRR4824C.E	□□	□□□	□□□	□□□□	□□	175.0#	1780
			Ⓐ	Ⓑ	Ⓒ	Ⓓ	Ⓔ	Ⓕ		

HOW TO ORDER

Indicate the following information on order form:
1. Quantity of each item.
2. Model number, including options. See "How To Build a Model Number".
3. Any special service required.

Note: • The □ indicates that a choice is required.
- The absence of the □ indicates that no choice is required.
- Alpha-numeric characters in place of □ indicate that no other alternatives are available.

HOW TO BUILD A MODEL NUMBER

Ⓐ Select basic model.

Ⓑ Select edge style.

F	- Flat edge
P3	- Three wave profile edge
P4	- Four wave profile edge

Ⓒ Select horizontal surface finish.
Refer to the **Product Color Options** page in this price list.

Ⓓ Select vertical surface finish.
Refer to the **Product Color Options** page in this price list.

Ⓔ Select pull option.

BPA2	- Silver bar pull (2)
KIB2	- Waterfall black pull (2)
KIS2	- Waterfall silver pull (2)
RCP2	- Rectangular silver pull (2)

Ⓕ Select lock option.

KA	- Key alike
KS	- Key standard

SPECIAL SERVICES

Special Carton Marking

With specially marked information	N/C

Shipping

Ships **assembled, FOB KI-Aristotle Brampton, ON L6T 5T6, freight prepaid.** Freight class 85.

Specifications and prices are subject to change without prior notice.

Aristotle® Executive Reception Workstations

Returns

Aristotle® Executive Reception Workstations

Returns

	MODEL	W x D x H	MODEL NUMBER Basic Model	Edge Style	Horizontal Surface Finish	Vertical Surface Finish	Approx. Packaged Weight	Delivered Pricing
	**Reception Return-Left, No Pedestal** • 1-1/2" top with choice of three edge styles • 24" deep return features 1 rear center grommet	42 x 24 x 43-1/2"	KGRL4224.E	□□	□□□	□□□	95.0#	$ 741
		48 x 24 x 43-1/2"	KGRL4824.E	□□	□□□	□□□	105.0#	784
AEGRD								
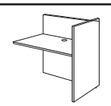	**Reception Return-Right, No Pedestal** • 1-1/2" top with choice of three edge styles • 24" deep return features 1 rear center grommet	42 x 24 x 43-1/2"	KGRR4224.E	□□	□□□	□□□	95.0#	$ 741
		48 x 24 x 43-1/2"	KGRR4824.E	□□	□□□	□□□	105.0#	784
AEGRD								
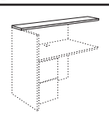	**Reception Return Transaction Top** • 1-1/2" top with choice of three edge styles • Field installed • Replacement top only	60 x 12 x 1"	KGRTT42.E	□□	□□□		22.0#	$ 249
		66 x 12 x 1"	KGRTT48.E	□□	□□□		25.0#	267
AEGRD			Ⓐ	Ⓑ	Ⓒ	Ⓓ		

HOW TO ORDER

Indicate the following information on order form:
1. Quantity of each item.
2. Model number, including options. See "How To Build a Model Number".
3. Any special service required.

Note: • The □ indicates that a choice is required.
- The absence of the □ indicates that no choice is required.
- Alpha-numeric characters in place of □ indicate that no other alternatives are available.

HOW TO BUILD A MODEL NUMBER

Ⓐ Select basic model.

Ⓑ Select edge style.

F	- Flat edge
P3	- Three wave profile edge
P4	- Four wave profile edge

Ⓒ Select horizontal surface finish.
Refer to the **Product Color Options** page in this price list.

Ⓓ Select vertical surface finish.
Refer to the **Product Color Options** page in this price list.

SPECIAL SERVICES

Special Carton Marking

With specially marked information N/C

Shipping

Ships **knocked down, FOB KI-Aristotle Brampton, ON L6T 5T6, freight prepaid.** Freight class 85.

Specifications and prices are subject to change without prior notice.

Aristotle® Executive Shells
Corner Units

Aristotle® Executive Shells
Corner Units

	Opening	A x B x C x D	MODEL NUMBER Basic Model	Edge Style	Horizontal Surface Finish	Vertical Surface Finish	Leg Finish	Back Panel Height	Grommets	Approx. Packaged Weight	Delivered Pricing
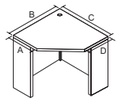	25”	18 x 36 x 36 x 18”	KCC361818.E	☐☐	☐☐☐	☐☐☐	☐☐	☐☐☐☐	☐☐☐	85.0#	$ 1180
	21”	20 x 36 x 36 x 20”	KCC362020.E	☐☐	☐☐☐	☐☐☐	☐☐	☐☐☐☐	☐☐☐	85.0#	1180
	17”	24 x 36 x 36 x 24”	KCC362424.E	☐☐	☐☐☐	☐☐☐	☐☐	☐☐☐☐	☐☐☐	85.0#	1180
	25”	24 x 42 x 42 x 24”	KCC422424.E	☐☐	☐☐☐	☐☐☐	☐☐	☐☐☐☐	☐☐☐	105.0#	1403
	17”	30 x 42 x 42 x 30”	KCC423030.E	☐☐	☐☐☐	☐☐☐	☐☐	☐☐☐☐	☐☐☐	105.0#	1403
AESPD	22”	24 x 42 x 42 x 30”	KCC422430.E	☐☐	☐☐☐	☐☐☐	☐☐	☐☐☐☐	☐☐☐	105.0#	1403
Straight Corner (interchangeable)	22”	30 x 42 x 42 x 24”	KCC423024.E	☐☐	☐☐☐	☐☐☐	☐☐	☐☐☐☐	☐☐☐	105.0#	1403
• 1-1/2” top with choice of three edge styles	30”	24 x 48 x 48 x 30”	KCC482430.E	☐☐	☐☐☐	☐☐☐	☐☐	☐☐☐☐	☐☐☐	125.0#	1582
• Corner post in black or silver	30”	30 x 48 x 48 x 24”	KCC483024.E	☐☐	☐☐☐	☐☐☐	☐☐	☐☐☐☐	☐☐☐	125.0#	1582
• Left and right recessed end panels standard	34”	24 x 48 x 48 x 24”	KCC482424.E	☐☐	☐☐☐	☐☐☐	☐☐	☐☐☐☐	☐☐☐	125.0#	1582
• One optional grommet center rear	25”	30 x 48 x 48 x 30”	KCC483030.E	☐☐	☐☐☐	☐☐☐	☐☐	☐☐☐☐	☐☐☐	125.0#	1582
• 29-1/2” Height											
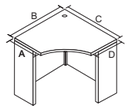		18 x 36 x 36 x 18”	KCV361818.E	☐☐	☐☐☐	☐☐☐	☐☐	☐☐☐☐	☐☐☐	85.0#	$ 1180
		20 x 36 x 36 x 20”	KCV362020.E	☐☐	☐☐☐	☐☐☐	☐☐	☐☐☐☐	☐☐☐	85.0#	1180
		24 x 36 x 36 x 24”	KCV362424.E	☐☐	☐☐☐	☐☐☐	☐☐	☐☐☐☐	☐☐☐	85.0#	1180
		24 x 42 x 42 x 24”	KCV422424.E	☐☐	☐☐☐	☐☐☐	☐☐	☐☐☐☐	☐☐☐	105.0#	1403
		30 x 42 x 42 x 30”	KCV423030.E	☐☐	☐☐☐	☐☐☐	☐☐	☐☐☐☐	☐☐☐	105.0#	1403
AESPD		24 x 48 x 48 x 24”	KCV482424.E	☐☐	☐☐☐	☐☐☐	☐☐	☐☐☐☐	☐☐☐	125.0#	1582
Curvilinear Corner (interchangeable)		30 x 48 x 48 x 30”	KCV483030.E	☐☐	☐☐☐	☐☐☐	☐☐	☐☐☐☐	☐☐☐	125.0#	1582
• 1-1/2” top with choice of three edge styles											
• Corner post in black or silver											
• Left and right recessed end panels standard											
• One optional grommet center rear											
• 29-1/2” Height											

Ⓐ Ⓑ Ⓒ Ⓓ Ⓔ Ⓕ Ⓖ

HOW TO ORDER

Indicate the following information on order form:
1. Quantity of each item.
2. Model number, including options. See “How To Build a Model Number”.
3. Any special service required.

Note: • The ☐ indicates that a choice is required.
- The absence of the ☐ indicates that no choice is required.
- Alpha-numeric characters in place of ☐ indicate that no other alternatives are available.

HOW TO BUILD A MODEL NUMBER

Ⓐ Select basic model.

Ⓑ Select edge style.

F	- Flat edge
P3	- Three wave profile edge
P4	- Four wave profile edge

Ⓒ Select horizontal surface finish.
Refer to the **Product Color Options** page in this price list.

Ⓓ Select vertical surface finish.
Refer to the **Product Color Options** page in this price list.

Ⓔ Select corner leg finish
Refer to the **Product Color Options** page in this price list.

Ⓕ Select back panel height.

FULL	- Full height (standard)
2Q	- 1/2 height back panel
2QL	- 1/2 height back panel,left
2QR	- 1/2 height back panel,right
3Q	- 3/4 height back panel
3QL	- 3/4 height back panel,left
3QR	- 3/4 height back panel,right

Ⓖ Select grommets.

NGR	- No grommet
G	- Grommet

Grommets are factory installed.

SPECIAL SERVICES

Special Carton Marking

With specially marked information	N/C

Shipping

Ships **knocked down, FOB KI-Aristotle Brampton, ON L6T 5T6, freight prepaid.** Freight class 85.

Specifications and prices are subject to change without prior notice.

Aristotle® Executive Shells
Desk Shells-20”

Aristotle® Executive Shells
Desk Shells-20”

	MODEL	W x D x H	MODEL NUMBER Basic Model	Edge Style	Horizontal Surface Finish	Vertical Surface Finish	Back Panel Height	Grommets	Approx. Packaged Weight	Delivered Pricing
 AESPD	**Desk Shells-20” Option A-Two Full End Panels (interchangeable)** • 1-1/2” top with choice of three edge styles • Back panel features horizontal grain pattern • Recessed center support panel included with desk shells 78” or wider • Optional desk shelf, specified separately • Optional 1/2 and 3/4 height back panels options listed below • One optional grommet center rear	24 x 20 x 29-1/2”	KDA2420.E	□□	□□□	□□□	□□□□	□□□	73.0#	$ 806
		30 x 20 x 29-1/2”	KDA3020.E	□□	□□□	□□□	□□□□	□□□	78.0#	822
		36 x 20 x 29-1/2”	KDA3620.E	□□	□□□	□□□	□□□□	□□□	82.0#	841
		42 x 20 x 29-1/2”	KDA4220.E	□□	□□□	□□□	□□□□	□□□	87.0#	882
		48 x 20 x 29-1/2”	KDA4820.E	□□	□□□	□□□	□□□□	□□□	96.0#	918
		54 x 20 x 29-1/2”	KDA5420.E	□□	□□□	□□□	□□□□	□□□	106.0#	936
		60 x 20 x 29-1/2”	KDA6020.E	□□	□□□	□□□	□□□□	□□□	115.0#	963
		66 x 20 x 29-1/2”	KDA6620.E	□□	□□□	□□□	□□□□	□□□	120.0#	1012
		72 x 20 x 29-1/2”	KDA7220.E	□□	□□□	□□□	□□□□	□□□	129.0#	1073
		78 x 20 x 29-1/2”	KDA7820.E	□□	□□□	□□□	□□□□	□□□	133.0#	1195
		84 x 20 x 29-1/2”	KDA8420.E	□□	□□□	□□□	□□□□	□□□	138.0#	1298
		96 x 20 x 29-1/2”	KDA9620.E	□□	□□□	□□□	□□□□	□□□	142.0#	1517
 AESPD	**Desk Shells-20” Option B-One Recessed/ One Full End Panel (interchangeable)** • 1-1/2” top with choice of three edge styles • Back panel features horizontal grain pattern • Recessed center support panel included with desk shells 78” or wider • Optional desk shelf, specified separately • Optional 1/2 and 3/4 height back panels options listed below • One optional grommet center rear • Non-handed end panels are interchangeable	24 x 20 x 29-1/2”	KDB2420.E	□□	□□□	□□□	□□□□	□□□	68.0#	$ 806
		30 x 20 x 29-1/2”	KDB3020.E	□□	□□□	□□□	□□□□	□□□	73.0#	822
		36 x 20 x 29-1/2”	KDB3620.E	□□	□□□	□□□	□□□□	□□□	77.0#	841
		42 x 20 x 29-1/2”	KDB4220.E	□□	□□□	□□□	□□□□	□□□	82.0#	882
		48 x 20 x 29-1/2”	KDB4820.E	□□	□□□	□□□	□□□□	□□□	91.0#	918
		54 x 20 x 29-1/2”	KDB5420.E	□□	□□□	□□□	□□□□	□□□	101.0#	936
		60 x 20 x 29-1/2”	KDB6020.E	□□	□□□	□□□	□□□□	□□□	110.0#	963
		66 x 20 x 29-1/2”	KDB6620.E	□□	□□□	□□□	□□□□	□□□	115.0#	1012
		72 x 20 x 29-1/2”	KDB7220.E	□□	□□□	□□□	□□□□	□□□	124.0#	1073
		78 x 20 x 29-1/2”	KDB7820.E	□□	□□□	□□□	□□□□	□□□	128.0#	1195
		84 x 20 x 29-1/2”	KDB8420.E	□□	□□□	□□□	□□□□	□□□	133.0#	1298
		96 x 20 x 29-1/2”	KDB9620.E	□□	□□□	□□□	□□□□	□□□	137.0#	1517
 AESPD	**Desk Shells-20” Option C-Two Recessed End Panels (interchangeable)** • 1-1/2” top with choice of three edge styles • Back panel features horizontal grain pattern • Recessed center support panel included with desk shells 78” or wider • Optional desk shelf, specified separately • Optional 1/2 and 3/4 height back panels options listed below • One optional grommet center rear	24 x 20 x 29-1/2”	KDC2420.E	□□	□□□	□□□	□□□□	□□□	68.0#	$ 806
		30 x 20 x 29-1/2”	KDC3020.E	□□	□□□	□□□	□□□□	□□□	73.0#	822
		36 x 20 x 29-1/2”	KDC3620.E	□□	□□□	□□□	□□□□	□□□	77.0#	841
		42 x 20 x 29-1/2”	KDC4220.E	□□	□□□	□□□	□□□□	□□□	82.0#	882
		48 x 20 x 29-1/2”	KDC4820.E	□□	□□□	□□□	□□□□	□□□	91.0#	918
		54 x 20 x 29-1/2”	KDC5420.E	□□	□□□	□□□	□□□□	□□□	101.0#	936
		60 x 20 x 29-1/2”	KDC6020.E	□□	□□□	□□□	□□□□	□□□	110.0#	963
		66 x 20 x 29-1/2”	KDC6620.E	□□	□□□	□□□	□□□□	□□□	115.0#	1012
		72 x 20 x 29-1/2”	KDC7220.E	□□	□□□	□□□	□□□□	□□□	124.0#	1073
		78 x 20 x 29-1/2”	KDC7820.E	□□	□□□	□□□	□□□□	□□□	128.0#	1195
		84 x 20 x 29-1/2”	KDC8420.E	□□	□□□	□□□	□□□□	□□□	133.0#	1298
		96 x 20 x 29-1/2”	KDC9620.E	□□	□□□	□□□	□□□□	□□□	137.0#	1517
				Ⓐ	Ⓑ	Ⓒ	Ⓓ	Ⓔ	Ⓕ	

HOW TO ORDER

Indicate the following information on order form:
1. Quantity of each item.
2. Model number, including options. See “How To Build a Model Number”.
3. Any special service required.

Note: • The □ indicates that a choice is required.
- The absence of the □ indicates that no choice is required.
- Alpha-numeric characters in place of □ indicate that no other alternatives are available.

HOW TO BUILD A MODEL NUMBER

Ⓐ Select basic model.

Ⓑ Select edge style.

F	- Flat edge
P3	- Three wave profile edge
P4	- Four wave profile edge

Ⓒ Select horizontal surface finish.
Refer to the **Product Color Options** page in this price list.

Ⓓ Select vertical surface finish.
Refer to the **Product Color Options** page in this price list.

Ⓔ Select back panel height.

FULL	- Full height (standard)
2Q	- 1/2 height back panel
3Q	- 3/4 height back panel

Ⓕ Select grommet.

NGR	- No grommet
G	- Grommet

Grommets are factory installed.

SPECIAL SERVICES

Special Carton Marking

With specially marked information	N/C

Shipping

Ships **knocked down, FOB KI-Aristotle Brampton, ON L6T 5T6, freight prepaid.** Freight class 85.

Specifications and prices are subject to change without prior notice.

Aristotle® Executive Shells
Desk Shells-24"

Aristotle® Executive Shells
Desk Shells-24"

	MODEL	W x D x H	MODEL NUMBER Basic Model	Edge Style	Horizontal Surface Finish	Vertical Surface Finish	Back Panel Height	Grommets	Approx. Packaged Weight	Delivered Pricing
 AESPD	**Desk Shells-24" Option A-Two Full End Panels (interchangeable)** • 1-1/2" top with choice of three edge styles • Back panel features horizontal grain pattern • Recessed center support panel included with desk shells 78" or wider • Optional desk shelf, specified separately • Optional 1/2 and 3/4 height back panels options listed below • One optional grommet center rear	24 x 24 x 29-1/2"	KDA2424.E	□□	□□□	□□□	□□□□	□□□	80.0#	$ 822
		30 x 24 x 29-1/2"	KDA3024.E	□□	□□□	□□□	□□□□	□□□	85.0#	855
		36 x 24 x 29-1/2"	KDA3624.E	□□	□□□	□□□	□□□□	□□□	90.0#	893
		42 x 24 x 29-1/2"	KDA4224.E	□□	□□□	□□□	□□□□	□□□	95.0#	951
		48 x 24 x 29-1/2"	KDA4824.E	□□	□□□	□□□	□□□□	□□□	105.0#	990
		54 x 24 x 29-1/2"	KDA5424.E	□□	□□□	□□□	□□□□	□□□	115.0#	1012
		60 x 24 x 29-1/2"	KDA6024.E	□□	□□□	□□□	□□□□	□□□	125.0#	1063
		66 x 24 x 29-1/2"	KDA6624.E	□□	□□□	□□□	□□□□	□□□	130.0#	1125
		72 x 24 x 29-1/2"	KDA7224.E	□□	□□□	□□□	□□□□	□□□	140.0#	1217
		78 x 24 x 29-1/2"	KDA7824.E	□□	□□□	□□□	□□□□	□□□	145.0#	1263
		84 x 24 x 29-1/2"	KDA8424.E	□□	□□□	□□□	□□□□	□□□	150.0#	1368
		96 x 24 x 29-1/2"	KDA9624.E	□□	□□□	□□□	□□□□	□□□	155.0#	1589
 AESPD	**Desk Shells-24" Option B-One Recessed/ One Full End Panel (interchangeable)** • 1-1/2" top with choice of three edge styles • Back panel features horizontal grain pattern • Recessed center support panel included with desk shells 78" or wider • Optional desk shelf, specified separately • Optional 1/2 and 3/4 height back panels options listed below • One optional grommet center rear • Non-handed end panels are interchangeable	24 x 24 x 29-1/2"	KDB2424.E	□□	□□□	□□□	□□□□	□□□	75.0#	$ 822
		30 x 24 x 29-1/2"	KDB3024.E	□□	□□□	□□□	□□□□	□□□	80.0#	855
		36 x 24 x 29-1/2"	KDB3624.E	□□	□□□	□□□	□□□□	□□□	85.0#	893
		42 x 24 x 29-1/2"	KDB4224.E	□□	□□□	□□□	□□□□	□□□	90.0#	951
		48 x 24 x 29-1/2"	KDB4824.E	□□	□□□	□□□	□□□□	□□□	100.0#	990
		54 x 24 x 29-1/2"	KDB5424.E	□□	□□□	□□□	□□□□	□□□	110.0#	1012
		60 x 24 x 29-1/2"	KDB6024.E	□□	□□□	□□□	□□□□	□□□	120.0#	1063
		66 x 24 x 29-1/2"	KDB6624.E	□□	□□□	□□□	□□□□	□□□	125.0#	1125
		72 x 24 x 29-1/2"	KDB7224.E	□□	□□□	□□□	□□□□	□□□	135.0#	1217
		78 x 24 x 29-1/2"	KDB7824.E	□□	□□□	□□□	□□□□	□□□	140.0#	1263
		84 x 24 x 29-1/2"	KDB8424.E	□□	□□□	□□□	□□□□	□□□	145.0#	1368
		96 x 24 x 29-1/2"	KDB9624.E	□□	□□□	□□□	□□□□	□□□	150.0#	1589
 AESPD	**Desk Shells-24" Option C-Two Recessed End Panels (interchangeable)** • 1-1/2" top with choice of three edge styles • Back panel features horizontal grain pattern • Recessed center support panel included with desk shells 78" or wider • Optional desk shelf, specified separately • Optional 1/2 and 3/4 height back panels options listed below • One optional grommet center rear	24 x 24 x 29-1/2"	KDC2424.E	□□	□□□	□□□	□□□□	□□□	75.0#	$ 822
		30 x 24 x 29-1/2"	KDC3024.E	□□	□□□	□□□	□□□□	□□□	80.0#	855
		36 x 24 x 29-1/2"	KDC3624.E	□□	□□□	□□□	□□□□	□□□	85.0#	893
		42 x 24 x 29-1/2"	KDC4224.E	□□	□□□	□□□	□□□□	□□□	90.0#	951
		48 x 24 x 29-1/2"	KDC4824.E	□□	□□□	□□□	□□□□	□□□	100.0#	990
		54 x 24 x 29-1/2"	KDC5424.E	□□	□□□	□□□	□□□□	□□□	110.0#	1012
		60 x 24 x 29-1/2"	KDC6024.E	□□	□□□	□□□	□□□□	□□□	120.0#	1063
		66 x 24 x 29-1/2"	KDC6624.E	□□	□□□	□□□	□□□□	□□□	125.0#	1125
		72 x 24 x 29-1/2"	KDC7224.E	□□	□□□	□□□	□□□□	□□□	135.0#	1217
		78 x 24 x 29-1/2"	KDC7824.E	□□	□□□	□□□	□□□□	□□□	140.0#	1263
		84 x 24 x 29-1/2"	KDC8424.E	□□	□□□	□□□	□□□□	□□□	145.0#	1368
		96 x 24 x 29-1/2"	KDC9624.E	□□	□□□	□□□	□□□□	□□□	150.0#	1589
			Ⓐ	Ⓑ	Ⓒ	Ⓓ	Ⓔ	Ⓕ		

HOW TO ORDER

Indicate the following information on order form:
1. Quantity of each item.
2. Model number, including options. See "How To Build a Model Number".
3. Any special service required.

Note: • The □ indicates that a choice is required.
• The absence of the □ indicates that no choice is required.
• Alpha-numeric characters in place of □ indicate that no other alternatives are available.

HOW TO BUILD A MODEL NUMBER

Ⓐ Select basic model.

Ⓑ Select edge style.

F	- Flat edge
P3	- Three wave profile edge
P4	- Four wave profile edge

Ⓒ Select horizontal surface finish.
Refer to the **Product Color Options** page in this price list.

Ⓓ Select vertical surface finish.
Refer to the **Product Color Options** page in this price list.

Ⓔ Select back panel height.

FULL	- Full height (standard)
2Q	- 1/2 height back panel
3Q	- 3/4 height back panel

Ⓕ Select grommet.

NGR	- No grommet
G	- Grommet

Grommets are factory installed.

SPECIAL SERVICES

Special Carton Marking

With specially marked information	N/C

Shipping

Ships **knocked down, FOB KI-Aristotle Brampton, ON L6T 5T6, freight prepaid.** Freight class 85.

Specifications and prices are subject to change without prior notice.

Aristotle® Executive Shells
Desk Shells-30"

Aristotle® Executive Shells
Desk Shells-30"

	MODEL	W x D x H	MODEL NUMBER: Basic Model	Edge Style Ⓑ	Horizontal Surface Finish Ⓒ	Vertical Surface Finish Ⓓ	Back Panel Height Ⓔ	Grommets Ⓕ	Approx. Packaged Weight	Delivered Pricing
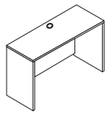 AESPD	**Desk Shells-30" Option A-Two Full End Panels (interchangeable)** • 1-1/2" top with choice of three edge styles • Back panel features horizontal grain pattern • Recessed center support panel included with desk shells 78" or wider • Optional desk shelf, specified separately • Optional 1/2 and 3/4 height back panels options listed below • One optional grommet center rear	24 x 30 x 29-1/2"	KDA2430.E	□□	□□□	□□□	□□□□	□□□	90.0#	$ 873
		30 x 30 x 29-1/2"	KDA3030.E	□□	□□□	□□□	□□□□	□□□	100.0#	907
		36 x 30 x 29-1/2"	KDA3630.E	□□	□□□	□□□	□□□□	□□□	110.0#	941
		42 x 30 x 29-1/2"	KDA4230.E	□□	□□□	□□□	□□□□	□□□	120.0#	1003
		48 x 30 x 29-1/2"	KDA4830.E	□□	□□□	□□□	□□□□	□□□	130.0#	1035
		54 x 30 x 29-1/2"	KDA5430.E	□□	□□□	□□□	□□□□	□□□	140.0#	1073
		60 x 30 x 29-1/2"	KDA6030.E	□□	□□□	□□□	□□□□	□□□	150.0#	1063
		66 x 30 x 29-1/2"	KDA6630.E	□□	□□□	□□□	□□□□	□□□	160.0#	1184
		72 x 30 x 29-1/2"	KDA7230.E	□□	□□□	□□□	□□□□	□□□	170.0#	1245
		78 x 30 x 29-1/2"	KDA7830.E	□□	□□□	□□□	□□□□	□□□	180.0#	1381
		84 x 30 x 29-1/2"	KDA8430.E	□□	□□□	□□□	□□□□	□□□	190.0#	1518
		96 x 30 x 29-1/2"	KDA9630.E	□□	□□□	□□□	□□□□	□□□	200.0#	1591
 AESPD	**Desk Shells-30" Option B-One Recessed/ One Full End Panel (interchangeable)** • 1-1/2" top with choice of three edge styles • Back panel features horizontal grain pattern • Recessed center support panel included with desk shells 78" or wider • Optional desk shelf, specified separately • Optional 1/2 and 3/4 height back panels options listed below • One optional grommet center rear • Non-handed end panels are interchangeable	24 x 30 x 29-1/2"	KDB2430.E	□□	□□□	□□□	□□□□	□□□	85.0#	$ 873
		30 x 30 x 29-1/2"	KDB3030.E	□□	□□□	□□□	□□□□	□□□	95.0#	907
		36 x 30 x 29-1/2"	KDB3630.E	□□	□□□	□□□	□□□□	□□□	105.0#	941
		42 x 30 x 29-1/2"	KDB4230.E	□□	□□□	□□□	□□□□	□□□	115.0#	1003
		48 x 30 x 29-1/2"	KDB4830.E	□□	□□□	□□□	□□□□	□□□	125.0#	1035
		54 x 30 x 29-1/2"	KDB5430.E	□□	□□□	□□□	□□□□	□□□	135.0#	1073
		60 x 30 x 29-1/2"	KDB6030.E	□□	□□□	□□□	□□□□	□□□	145.0#	1063
		66 x 30 x 29-1/2"	KDB6630.E	□□	□□□	□□□	□□□□	□□□	155.0#	1184
		72 x 30 x 29-1/2"	KDB7230.E	□□	□□□	□□□	□□□□	□□□	165.0#	1245
		78 x 30 x 29-1/2"	KDB7830.E	□□	□□□	□□□	□□□□	□□□	175.0#	1381
		84 x 30 x 29-1/2"	KDB8430.E	□□	□□□	□□□	□□□□	□□□	185.0#	1518
		96 x 30 x 29-1/2"	KDB9630.E	□□	□□□	□□□	□□□□	□□□	195.0#	1591
 AESPD	**Desk Shells-30" Option C-Two Recessed End Panels (interchangeable)** • 1-1/2" top with choice of three edge styles • Back panel features horizontal grain pattern • Recessed center support panel included with desk shells 78" or wider • Optional desk shelf, specified separately • Optional 1/2 and 3/4 height back panels options listed below • One optional grommet center rear	24 x 30 x 29-1/2"	KDC2430.E	□□	□□□	□□□	□□□□	□□□	85.0#	$ 873
		30 x 30 x 29-1/2"	KDC3030.E	□□	□□□	□□□	□□□□	□□□	95.0#	907
		36 x 30 x 29-1/2"	KDC3630.E	□□	□□□	□□□	□□□□	□□□	105.0#	941
		42 x 30 x 29-1/2"	KDC4230.E	□□	□□□	□□□	□□□□	□□□	115.0#	1003
		48 x 30 x 29-1/2"	KDC4830.E	□□	□□□	□□□	□□□□	□□□	125.0#	1035
		54 x 30 x 29-1/2"	KDC5430.E	□□	□□□	□□□	□□□□	□□□	135.0#	1073
		60 x 30 x 29-1/2"	KDC6030.E	□□	□□□	□□□	□□□□	□□□	145.0#	1063
		66 x 30 x 29-1/2"	KDC6630.E	□□	□□□	□□□	□□□□	□□□	155.0#	1184
		72 x 30 x 29-1/2"	KDC7230.E	□□	□□□	□□□	□□□□	□□□	165.0#	1245
		78 x 30 x 29-1/2"	KDC7830.E	□□	□□□	□□□	□□□□	□□□	175.0#	1381
		84 x 30 x 29-1/2"	KDC8430.E	□□	□□□	□□□	□□□□	□□□	185.0#	1518
		96 x 30 x 29-1/2"	KDC9630.E	□□	□□□	□□□	□□□□	□□□	195.0#	1591
				Ⓐ	Ⓑ	Ⓒ	Ⓓ	Ⓔ	Ⓕ	

HOW TO ORDER

Indicate the following information on order form:
1. Quantity of each item.
2. Model number, including options. See "How To Build a Model Number".
3. Any special service required.

Note: • The □ indicates that a choice is required.
• The absence of the □ indicates that no choice is required.
• Alpha-numeric characters in place of □ indicate that no other alternatives are available.

HOW TO BUILD A MODEL NUMBER

Ⓐ Select basic model.

Ⓑ Select edge style.

F	- Flat edge
P3	- Three wave profile edge
P4	- Four wave profile edge

Ⓒ Select horizontal surface finish.
Refer to the **Product Color Options** page in this price list.

Ⓓ Select vertical surface finish.
Refer to the **Product Color Options** page in this price list.

Ⓔ Select back panel height.

FULL	- Full height (standard)
2Q	- 1/2 height back panel
3Q	- 3/4 height back panel

Ⓕ Select grommet.

NGR	- No grommet
G	- Grommet

Grommets are factory installed.

SPECIAL SERVICES

Special Carton Marking

With specially marked information	N/C

Shipping

Ships **knocked down, FOB KI-Aristotle Brampton, ON L6T 5T6, freight prepaid.** Freight class 85.

Specifications and prices are subject to change without prior notice.

Aristotle® Executive Shells
Desk Shells-Inset Back Panel

Aristotle® Executive Shells
Desk Shells-Inset Back Panel

	MODEL	W x D x H	MODEL NUMBER Basic Model	Edge Style	Horizontal Surface Finish	Vertical Surface Finish	Approx. Packaged Weight	Delivered Pricing
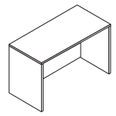 AEDSI	**Desk Shells-Inset Back Panel Option A-Two Full End Panels (interchangeable)** • 1-1/2" top with choice of three edge styles • Full height back panel is inset 6" on 30" deep desks and 12" on 36" deep desks • Back panel features horizontal wood grain • Recessed center support panel included with desk shells 78" or wider • Standard without grommets • Notch option enables an inline transition from a larger depth worksurface to a 6" shorter depth	24 x 30 x 29-1/2"	KDAI2430.E	□□	□□□	□□□	90.0#	$ 873
		30 x 30 x 29-1/2"	KDAI3030.E	□□	□□□	□□□	100.0#	907
		36 x 30 x 29-1/2"	KDAI3630.E	□□	□□□	□□□	110.0#	941
		42 x 30 x 29-1/2"	KDAI4230.E	□□	□□□	□□□	120.0#	1003
		48 x 30 x 29-1/2"	KDAI4830.E	□□	□□□	□□□	130.0#	1035
		54 x 30 x 29-1/2"	KDAI5430.E	□□	□□□	□□□	140.0#	1073
		60 x 30 x 29-1/2"	KDAI6030.E	□□	□□□	□□□	150.0#	1063
		66 x 30 x 29-1/2"	KDAI6630.E	□□	□□□	□□□	160.0#	1184
		72 x 30 x 29-1/2"	KDAI7230.E	□□	□□□	□□□	170.0#	1245
		78 x 30 x 29-1/2"	KDAI7830.E	□□	□□□	□□□	180.0#	1381
		84 x 30 x 29-1/2"	KDAI8430.E	□□	□□□	□□□	190.0#	1518
		96 x 30 x 29-1/2"	KDAI9630.E	□□	□□□	□□□	200.0#	1591
		60 x 36 x 29-1/2"	KDAI6036.E	□□	□□□	□□□	160.0#	1262
		66 x 36 x 29-1/2"	KDAI6636.E	□□	□□□	□□□	170.0#	1299
		72 x 36 x 29-1/2"	KDAI7236.E	□□	□□□	□□□	180.0#	1335
 AEDSI	**Desk Shells-Inset Back Panel Option B-One Recessed/One Full End Panel (interchangeable)** • 1-1/2" top with choice of three edge styles • Full height back panel is inset 6" on 30" deep desks and 12" on 36" deep desks • Back panel features horizontal wood grain • Recessed center support panel included with desk shells 78" or wider • Standard without grommets • Notch option enables an inline transition from a larger depth worksurface to a 6" shorter depth	24 x 30 x 29-1/2"	KDBI2430.E	□□	□□□	□□□	90.0#	$ 873
		30 x 30 x 29-1/2"	KDBI3030.E	□□	□□□	□□□	100.0#	907
		36 x 30 x 29-1/2"	KDBI3630.E	□□	□□□	□□□	110.0#	941
		42 x 30 x 29-1/2"	KDBI4230.E	□□	□□□	□□□	120.0#	1003
		48 x 30 x 29-1/2"	KDBI4830.E	□□	□□□	□□□	130.0#	1035
		54 x 30 x 29-1/2"	KDBI5430.E	□□	□□□	□□□	140.0#	1073
		60 x 30 x 29-1/2"	KDBI6030.E	□□	□□□	□□□	150.0#	1063
		66 x 30 x 29-1/2"	KDBI6630.E	□□	□□□	□□□	160.0#	1184
		72 x 30 x 29-1/2"	KDBI7230.E	□□	□□□	□□□	170.0#	1245
		78 x 30 x 29-1/2"	KDBI7830.E	□□	□□□	□□□	180.0#	1381
		84 x 30 x 29-1/2"	KDBI8430.E	□□	□□□	□□□	190.0#	1518
		96 x 30 x 29-1/2"	KDBI9630.E	□□	□□□	□□□	200.0#	1591
		60 x 36 x 29-1/2"	KDBI6036.E	□□	□□□	□□□	160.0#	1262
		66 x 36 x 29-1/2"	KDBI6636.E	□□	□□□	□□□	170.0#	1299
		72 x 36 x 29-1/2"	KDBI7236.E	□□	□□□	□□□	180.0#	1335
			Ⓐ	Ⓑ	Ⓒ	Ⓓ		

HOW TO ORDER

Indicate the following information on order form:
1. Quantity of each item.
2. Model number, including options. See "How To Build a Model Number".
3. Any special service required.

Note: • The □ indicates that a choice is required.
- The absence of the □ indicates that no choice is required.
- Alpha-numeric characters in place of □ indicate that no other alternatives are available.

HOW TO BUILD A MODEL NUMBER

Ⓐ Select basic model.

Ⓑ Select edge style.

F	- Flat edge
P3	- Three wave profile edge
P4	- Four wave profile edge

Ⓒ Select horizontal surface finish.
Refer to the **Product Color Options** page in this price list.

Ⓓ Select vertical surface finish.
Refer to the **Product Color Options** page in this price list.

SPECIAL SERVICES

Special Carton Marking

With specially marked information N/C

Shipping

Ships **knocked down, FOB KI-Aristotle Brampton, ON L6T 5T6, freight prepaid.** Freight class 85.

Specifications and prices are subject to change without prior notice.

Aristotle® Executive Shells

Extended Corner Desk Shells - 20" - Extended Left

Aristotle® Executive Shells
Extended Corner Desk Shells - 20" - Extended Left

	W x D x H	MODEL NUMBER Basic Model	Edge Style	Horizontal Surface Finish	Vertical Surface Finish	Leg Finish	Back Panel Height	Cutaway	Grommets	Approx. Packaged Weight	Delivered Pricing
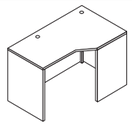	60 x 20 x 29-1/2"	KCDLA6020.E	□□	□□□	□□□	□□	□□□□	□□	□□□	145.0#	$ 1409
	66 x 20 x 29-1/2"	KCDLA6620.E	□□	□□□	□□□	□□	□□□□	□□	□□□	155.0#	1561
	72 x 20 x 29-1/2"	KCDLA7220.E	□□	□□□	□□□	□□	□□□□	□□	□□□	170.0#	1686
AESPD											
Extended-Left Option A-Two Full End Panels (interchangeable)											
• 1-1/2" top with choice of three edge styles • Corner post in black or silver • Back panel features horizontal grain pattern • Cutaway may be straight or curved • 20" desks do not accommodate pedestals											
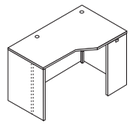	60 x 20 x 29-1/2"	KCDLB6020.E	□□	□□□	□□□	□□	□□□□	□□	□□□	145.0#	$ 1409
	66 x 20 x 29-1/2"	KCDLB6620.E	□□	□□□	□□□	□□	□□□□	□□	□□□	155.0#	1561
	72 x 20 x 29-1/2"	KCDLB7220.E	□□	□□□	□□□	□□	□□□□	□□	□□□	170.0#	1686
AESPD											
Extended-Left Option B-One Full/One Recessed End Panel (interchangeable)											
• 1-1/2" top with choice of three edge styles • Corner post in black or silver • Back panel features horizontal grain pattern • Cutaway may be straight or curved • 20" desks do not accommodate pedestals											
		Ⓐ	Ⓑ	Ⓒ	Ⓓ	Ⓔ	Ⓕ	Ⓖ	Ⓗ		

HOW TO ORDER

Indicate the following information on order form:
1. Quantity of each item.
2. Model number, including options. See "How To Build a Model Number".
3. Any special service required.

Note: • The □ indicates that a choice is required.
- The absence of the □ indicates that no choice is required.
- Alpha-numeric characters in place of □ indicate that no other alternatives are available.

HOW TO BUILD A MODEL NUMBER

Ⓐ Select basic model.

Ⓑ Select edge style.

F	- Flat edge
P3	- Three wave profile edge
P4	- Four wave profile edge

Ⓒ Select horizontal surface finish.
Refer to the **Product Color Options** page in this price list.

Ⓓ Select vertical surface finish.
Refer to the **Product Color Options** page in this price list.

Ⓔ Select corner leg finish
Refer to the **Product Color Options** page in this price list.

Ⓕ Select back panel height.

FULL	- Full height (standard)
2Q	- 1/2 height back panel
2QL	- 1/2 height back panel,left
2QR	- 1/2 height back panel,right
3Q	- 3/4 height back panel
3QL	- 3/4 height back panel,left
3QR	- 3/4 height back panel,right

Ⓖ Select cutaway option.

ST	- Straight cutaway
CV	- Curved cutaway

Ⓗ Select grommet.

NGR	- No grommet
G	- Grommet

SPECIAL SERVICES

Special Carton Marking

With specially marked information N/C

Shipping

Ships **knocked down, FOB KI-Aristotle Brampton, ON L6T 5T6, freight prepaid.** Freight class 85.

Specifications and prices are subject to change without prior notice.

Aristotle® Executive Shells

Extended Corner Desk Shells - 20" - Extended Left

Aristotle® Executive Shells
Extended Corner Desk Shells - 20" - Extended Left

	W x D x H	MODEL NUMBER Basic Model	Edge Style	Horizontal Surface Finish	Vertical Surface Finish	Leg Finish	Back Panel Height	Cutaway	Grommets	Approx. Packaged Weight	Delivered Pricing
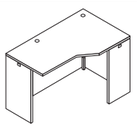	60 x 20 x 29-1/2"	KCDLC6020.E	□□	□□□	□□□	□□	□□□□	□□	□□□	145.0#	$ 1409
	66 x 20 x 29-1/2"	KCDLC6620.E	□□	□□□	□□□	□□	□□□□	□□	□□□	155.0#	1561
	72 x 20 x 29-1/2"	KCDLC7220.E	□□	□□□	□□□	□□	□□□□	□□	□□□	170.0#	1686
		Ⓐ	Ⓑ	Ⓒ	Ⓓ	Ⓔ	Ⓕ	Ⓖ	Ⓗ		

AESPD

Extended-Left Option C-Two Recessed End Panels (interchangeable)

- 1-1/2" top with choice of three edge styles
- Corner post in black or silver
- Back panel features horizontal grain pattern
- Cutaway may be straight or curved
- 20" desks do not accommodate pedestals

HOW TO ORDER

Indicate the following information on order form:
1. Quantity of each item.
2. Model number, including options. See "How To Build a Model Number".
3. Any special service required.

Note: • The □ indicates that a choice is required.
- The absence of the □ indicates that no choice is required.
- Alpha-numeric characters in place of □ indicate that no other alternatives are available.

HOW TO BUILD A MODEL NUMBER

Ⓐ Select basic model.

Ⓑ Select edge style.

F	- Flat edge
P3	- Three wave profile edge
P4	- Four wave profile edge

Ⓒ Select horizontal surface finish.
Refer to the **Product Color Options** page in this price list.

Ⓓ Select vertical surface finish.
Refer to the **Product Color Options** page in this price list.

Ⓔ Select corner leg finish
Refer to the **Product Color Options** page in this price list.

Ⓕ Select back panel height.

FULL	- Full height (standard)
2Q	- 1/2 height back panel
2QL	- 1/2 height back panel,left
2QR	- 1/2 height back panel,right
3Q	- 3/4 height back panel
3QL	- 3/4 height back panel,left
3QR	- 3/4 height back panel,right

Ⓖ Select cutaway option.

ST	- Straight cutaway
CV	- Curved cutaway

Ⓗ Select grommet.

NGR	- No grommet
G	- Grommet

SPECIAL SERVICES

Special Carton Marking

With specially marked information	N/C

Shipping

Ships **knocked down, FOB KI-Aristotle Brampton, ON L6T 5T6, freight prepaid.** Freight class 85.

Specifications and prices are subject to change without prior notice.

Aristotle® Executive Shells

Extended Corner Desk Shells - 20" - Extended Right

Aristotle® Executive Shells
Extended Corner Desk Shells - 20" - Extended Right

	W x D x H	MODEL NUMBER Basic Model	Edge Style	Horizontal Surface Finish	Vertical Surface Finish	Leg Finish	Back Panel Height	Cutaway	Grommets	Approx. Packaged Weight	Delivered Pricing
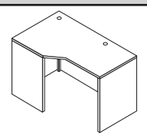 AESPD	60 x 20 x 29-1/2"	KCDRA6020.E	□□	□□□	□□□	□□	□□□□	□□	□□□	115.0#	$ 1409
	66 x 20 x 29-1/2"	KCDRA6620.E	□□	□□□	□□□	□□	□□□□	□□	□□□	125.0#	1561
	72 x 20 x 29-1/2"	KCDRA7220.E	□□	□□□	□□□	□□	□□□□	□□	□□□	135.0#	1686
Extended-Right Option A-Two Full End Panels (interchangeable) • 1-1/2" top with choice of three edge styles • Corner post in black or silver • Back panel features horizontal grain pattern • Cutaway may be straight or curved • 20" desks do not accommodate pedestals											
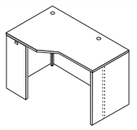 AESPD	60 x 20 x 29-1/2"	KCDRB6020.E	□□	□□□	□□□	□□	□□□□	□□	□□□	115.0#	$ 1409
	66 x 20 x 29-1/2"	KCDRB6620.E	□□	□□□	□□□	□□	□□□□	□□	□□□	125.0#	1561
	72 x 20 x 29-1/2"	KCDRB7220.E	□□	□□□	□□□	□□	□□□□	□□	□□□	135.0#	1686
Extended-Right Option B-One Full/One Recessed End Panel (interchangeable) • 1-1/2" top with choice of three edge styles • Corner post in black or silver • Back panel features horizontal grain pattern • Cutaway may be straight or curved • 20" desks do not accommodate pedestals											

Ⓐ Ⓑ Ⓒ Ⓓ Ⓔ Ⓕ Ⓖ Ⓗ

HOW TO ORDER

Indicate the following information on order form:
1. Quantity of each item.
2. Model number, including options. See "How To Build a Model Number".
3. Any special service required.

Note: • The □ indicates that a choice is required.
- The absence of the □ indicates that no choice is required.
- Alpha-numeric characters in place of □ indicate that no other alternatives are available.

HOW TO BUILD A MODEL NUMBER

Ⓐ Select basic model.

Ⓑ Select edge style.

F	- Flat edge
P3	- Three wave profile edge
P4	- Four wave profile edge

Ⓒ Select horizontal surface finish.
Refer to the **Product Color Options** page in this price list.

Ⓓ Select vertical surface finish.
Refer to the **Product Color Options** page in this price list.

Ⓔ Select corner leg finish
Refer to the **Product Color Options** page in this price list.

Ⓕ Select back panel height.

FULL	- Full height (standard)
2Q	- 1/2 height back panel
2QL	- 1/2 height back panel,left
2QR	- 1/2 height back panel,right
3Q	- 3/4 height back panel
3QL	- 3/4 height back panel,left
3QR	- 3/4 height back panel,right

Ⓖ Select cutaway option.

ST	- Straight cutaway
CV	- Curved cutaway

Ⓗ Select grommet.

NGR	- No grommet
G	- Grommet

SPECIAL SERVICES

Special Carton Marking

With specially marked information N/C

Shipping

Ships **knocked down, FOB KI-Aristotle Brampton, ON L6T 5T6, freight prepaid.** Freight class 85.

Specifications and prices are subject to change without prior notice.

Aristotle® Executive Shells

Extended Corner Desk Shells - 20" - Extended Right

Aristotle® Executive Shells

Extended Corner Desk Shells - 20" - Extended Right

	W x D x H	MODEL NUMBER Basic Model	Edge Style	Horizontal Surface Finish	Vertical Surface Finish	Leg Finish	Back Panel Height	Cutaway	Grommets	Approx. Packaged Weight	Delivered Pricing
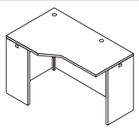	60 x 20 x 29-1/2"	KCDRC6020.E	□□	□□□	□□□	□□	□□□□	□□	□□□	115.0#	$ 1409
	66 x 20 x 29-1/2"	KCDRC6620.E	□□	□□□	□□□	□□	□□□□	□□	□□□	125.0#	1561
	72 x 20 x 29-1/2"	KCDRC7220.E	□□	□□□	□□□	□□	□□□□	□□	□□□	135.0#	1686
			Ⓑ	Ⓒ	Ⓓ	Ⓔ	Ⓕ	Ⓖ	Ⓗ		

AESPD

Extended-Right Option C-Two Recessed End Panels (interchangeable)

- 1-1/2" top with choice of three edge styles
- Corner post in black or silver
- Back panel features horizontal grain pattern
- Cutaway may be straight or curved
- 20" desks do not accommodate pedestals

HOW TO ORDER

Indicate the following information on order form:
1. Quantity of each item.
2. Model number, including options. See "How To Build a Model Number".
3. Any special service required.

Note: • The □ indicates that a choice is required.
- The absence of the □ indicates that no choice is required.
- Alpha-numeric characters in place of □ indicate that no other alternatives are available.

HOW TO BUILD A MODEL NUMBER

Ⓐ Select basic model.

Ⓑ Select edge style.

F	- Flat edge
P3	- Three wave profile edge
P4	- Four wave profile edge

Ⓒ Select horizontal surface finish.
Refer to the **Product Color Options** page in this price list.

Ⓓ Select vertical surface finish.
Refer to the **Product Color Options** page in this price list.

Ⓔ Select corner leg finish
Refer to the **Product Color Options** page in this price list.

Ⓕ Select back panel height.

FULL	- Full height (standard)
2Q	- 1/2 height back panel
2QL	- 1/2 height back panel,left
2QR	- 1/2 height back panel,right
3Q	- 3/4 height back panel
3QL	- 3/4 height back panel,left
3QR	- 3/4 height back panel,right

Ⓖ Select cutaway option.

ST	- Straight cutaway
CV	- Curved cutaway

Ⓗ Select grommet.

NGR	- No grommet
G	- Grommet

SPECIAL SERVICES

Special Carton Marking

With specially marked information	N/C

Shipping

Ships **knocked down, FOB KI-Aristotle Brampton, ON L6T 5T6, freight prepaid.** Freight class 85.

Specifications and prices are subject to change without prior notice.

Aristotle® Executive Shells

Extended Corner Desk Shells - 24" - Extended Left

Aristotle® Executive Shells
Extended Corner Desk Shells - 24" - Extended Left

	W x D x H	MODEL NUMBER Basic Model	Edge Style	Horizontal Surface Finish	Vertical Surface Finish	Leg Finish	Back Panel Height	Cutaway	Grommets	Approx. Packaged Weight	Delivered Pricing
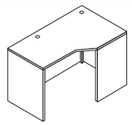	60 x 24 x 29-1/2"	KCDLA6024.E	□□	□□□	□□□	□□	□□□□	□□	□□□	145.0#	$ 1424
	66 x 24 x 29-1/2"	KCDLA6624.E	□□	□□□	□□□	□□	□□□□	□□	□□□	155.0#	1561
	72 x 24 x 29-1/2"	KCDLA7224.E	□□	□□□	□□□	□□	□□□□	□□	□□□	170.0#	1686
AESPD											
Extended-Left Option A-Two Full End Panels (interchangeable)											
• 1-1/2" top with choice of three edge styles • Corner post in black or silver • Back panel features horizontal grain pattern • Cutaway may be straight or curved • 20" desks do not accommodate pedestals											
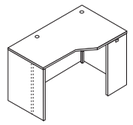	60 x 24 x 29-1/2"	KCDLB6024.E	□□	□□□	□□□	□□	□□□□	□□	□□□	145.0#	$ 1424
	66 x 24 x 29-1/2"	KCDLB6624.E	□□	□□□	□□□	□□	□□□□	□□	□□□	155.0#	1561
	72 x 24 x 29-1/2"	KCDLB7224.E	□□	□□□	□□□	□□	□□□□	□□	□□□	170.0#	1686
AESPD											
Extended-Left Option B-One Full/One Recessed End Panel (interchangeable)											
• 1-1/2" top with choice of three edge styles • Corner post in black or silver • Back panel features horizontal grain pattern • Cutaway may be straight or curved • 20" desks do not accommodate pedestals											
		Ⓐ	Ⓑ	Ⓒ	Ⓓ	Ⓔ	Ⓕ	Ⓖ	Ⓗ		

HOW TO ORDER

Indicate the following information on order form:
1. Quantity of each item.
2. Model number, including options. See "How To Build a Model Number".
3. Any special service required.

Note: • The □ indicates that a choice is required.
- The absence of the □ indicates that no choice is required.
- Alpha-numeric characters in place of □ indicate that no other alternatives are available.

HOW TO BUILD A MODEL NUMBER

Ⓐ Select basic model.

Ⓑ Select edge style.

F	- Flat edge
P3	- Three wave profile edge
P4	- Four wave profile edge

Ⓒ Select horizontal surface finish.
Refer to the **Product Color Options** page in this price list.

Ⓓ Select vertical surface finish.
Refer to the **Product Color Options** page in this price list.

Ⓔ Select corner leg finish
Refer to the **Product Color Options** page in this price list.

Ⓕ Select back panel height.

FULL	- Full height (standard)
2Q	- 1/2 height back panel
2QL	- 1/2 height back panel,left
2QR	- 1/2 height back panel,right
3Q	- 3/4 height back panel
3QL	- 3/4 height back panel,left
3QR	- 3/4 height back panel,right

Ⓖ Select cutaway option.

ST	- Straight cutaway
CV	- Curved cutaway

Ⓗ Select grommet.

NGR	- No grommet
G	- Grommet

SPECIAL SERVICES

Special Carton Marking

With specially marked information N/C

Shipping

Ships **knocked down, FOB KI-Aristotle Brampton, ON L6T 5T6, freight prepaid.** Freight class 85.

Specifications and prices are subject to change without prior notice.

Aristotle® Executive Shells

Extended Corner Desk Shells - 24" - Extended Left

Aristotle® Executive Shells
Extended Corner Desk Shells - 24" - Extended Left

	W x D x H	MODEL NUMBER Basic Model	Edge Style	Horizontal Surface Finish	Vertical Surface Finish	Leg Finish	Back Panel Height	Cutaway	Grommets	Approx. Packaged Weight	Delivered Pricing
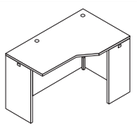	60 x 24 x 29-1/2"	KCDLC6024.E	□□	□□□	□□□	□□	□□□□	□□	□□□	145.0#	$ 1424
	66 x 24 x 29-1/2"	KCDLC6624.E	□□	□□□	□□□	□□	□□□□	□□	□□□	155.0#	1561
	72 x 24 x 29-1/2"	KCDLC7224.E	□□	□□□	□□□	□□	□□□□	□□	□□□	170.0#	1686
			Ⓐ	Ⓑ	Ⓒ	Ⓓ	Ⓔ	Ⓕ	Ⓖ	Ⓗ	

AESPD

Extended-Left Option C-Two Recessed End Panels (interchangeable)

- 1-1/2" top with choice of three edge styles
- Corner post in black or silver
- Back panel features horizontal grain pattern
- Cutaway may be straight or curved
- 20" desks do not accommodate pedestals

HOW TO ORDER

Indicate the following information on order form:
1. Quantity of each item.
2. Model number, including options. See "How To Build a Model Number".
3. Any special service required.

Note: • The □ indicates that a choice is required.
- The absence of the □ indicates that no choice is required.
- Alpha-numeric characters in place of □ indicate that no other alternatives are available.

HOW TO BUILD A MODEL NUMBER

Ⓐ Select basic model.

Ⓑ Select edge style.

F	- Flat edge
P3	- Three wave profile edge
P4	- Four wave profile edge

Ⓒ Select horizontal surface finish.
Refer to the **Product Color Options** page in this price list.

Ⓓ Select vertical surface finish.
Refer to the **Product Color Options** page in this price list.

Ⓔ Select corner leg finish
Refer to the **Product Color Options** page in this price list.

Ⓕ Select back panel height.

FULL	- Full height (standard)
2Q	- 1/2 height back panel
2QL	- 1/2 height back panel,left
2QR	- 1/2 height back panel,right
3Q	- 3/4 height back panel
3QL	- 3/4 height back panel,left
3QR	- 3/4 height back panel,right

Ⓖ Select cutaway option.

ST	- Straight cutaway
CV	- Curved cutaway

Ⓗ Select grommet.

NGR	- No grommet
G	- Grommet

SPECIAL SERVICES

Special Carton Marking

With specially marked information	N/C

Shipping

Ships **knocked down, FOB KI-Aristotle Brampton, ON L6T 5T6, freight prepaid.** Freight class 85.

Specifications and prices are subject to change without prior notice.

Aristotle® Executive Shells

Extended Corner Desk Shells - 24" - Extended Right

Aristotle® Executive Shells
Extended Corner Desk Shells - 24" - Extended Right

	W x D x H	MODEL NUMBER Basic Model	Edge Style	Horizontal Surface Finish	Vertical Surface Finish	Leg Finish	Back Panel Height	Cutaway	Grommets	Approx. Packaged Weight	Delivered Pricing
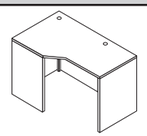 AESPD	60 x 24 x 29-1/2"	KCDRA6024.E	□□	□□□	□□□	□□	□□□□	□□	□□□	115.0#	$ 1424
	66 x 24 x 29-1/2"	KCDRA6624.E	□□	□□□	□□□	□□	□□□□	□□	□□□	125.0#	1561
	72 x 24 x 29-1/2"	KCDRA7224.E	□□	□□□	□□□	□□	□□□□	□□	□□□	135.0#	1686
Extended-Right Option A-Two Full End Panels (interchangeable) • 1-1/2" top with choice of three edge styles • Corner post in black or silver • Back panel features horizontal grain pattern • Cutaway may be straight or curved • 20" desks do not accommodate pedestals											
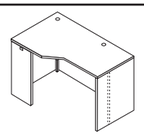 AESPD	60 x 24 x 29-1/2"	KCDRB6024.E	□□	□□□	□□□	□□	□□□□	□□	□□□	115.0#	$ 1424
	72 x 24 x 29-1/2"	KCDRB7224.E	□□	□□□	□□□	□□	□□□□	□□	□□□	135.0#	1561
	66 x 24 x 29-1/2"	KCDRB6624.E	□□	□□□	□□□	□□	□□□□	□□	□□□	125.0#	1686
Extended-Right Option B-One Full/One Recessed End Panel (interchangeable) • 1-1/2" top with choice of three edge styles • Corner post in black or silver • Back panel features horizontal grain pattern • Cutaway may be straight or curved • 20" desks do not accommodate pedestals											

Ⓐ Ⓑ Ⓒ Ⓓ Ⓔ Ⓕ Ⓖ Ⓗ

HOW TO ORDER

Indicate the following information on order form:
1. Quantity of each item.
2. Model number, including options. See "How To Build a Model Number".
3. Any special service required.

Note: • The □ indicates that a choice is required.
- The absence of the □ indicates that no choice is required.
- Alpha-numeric characters in place of □ indicate that no other alternatives are available.

HOW TO BUILD A MODEL NUMBER

Ⓐ Select basic model.

Ⓑ Select edge style.

F	- Flat edge
P3	- Three wave profile edge
P4	- Four wave profile edge

Ⓒ Select horizontal surface finish.
Refer to the **Product Color Options** page in this price list.

Ⓓ Select vertical surface finish.
Refer to the **Product Color Options** page in this price list.

Ⓔ Select corner leg finish
Refer to the **Product Color Options** page in this price list.

Ⓕ Select back panel height.

FULL	- Full height (standard)
2Q	- 1/2 height back panel
2QL	- 1/2 height back panel,left
2QR	- 1/2 height back panel,right
3Q	- 3/4 height back panel
3QL	- 3/4 height back panel,left
3QR	- 3/4 height back panel,right

Ⓖ Select cutaway option.

ST	- Straight cutaway
CV	- Curved cutaway

Ⓗ Select grommet.

NGR	- No grommet
G	- Grommet

SPECIAL SERVICES

Special Carton Marking

With specially marked information N/C

Shipping

Ships **knocked down, FOB KI-Aristotle Brampton, ON L6T 5T6, freight prepaid.** Freight class 85.

Specifications and prices are subject to change without prior notice.

Aristotle® Executive Shells

Extended Corner Desk Shells - 24" - Extended Right

Aristotle® Executive Shells

Extended Corner Desk Shells - 24" - Extended Right

	W x D x H	MODEL NUMBER Basic Model	Edge Style	Horizontal Surface Finish	Vertical Surface Finish	Leg Finish	Back Panel Height	Cutaway	Grommets	Approx. Packaged Weight	Delivered Pricing
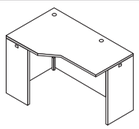	60 x 24 x 29-1/2"	KCDRC6024.E	□□	□□□	□□□	□□	□□□□	□□	□□□	115.0#	$ 1424
	66 x 24 x 29-1/2"	KCDRC6624.E	□□	□□□	□□□	□□	□□□□	□□	□□□	125.0#	1561
	72 x 24 x 29-1/2"	KCDRC7224.E	□□	□□□	□□□	□□	□□□□	□□	□□□	135.0#	1686
			Ⓑ	Ⓒ	Ⓓ	Ⓔ	Ⓕ	Ⓖ	Ⓗ		

AESPD

Extended-Right Option C-Two Recessed End Panels (interchangeable)

- 1-1/2" top with choice of three edge styles• •Corner post in black or silver
- Back panel features horizontal grain pattern
- Cutaway may be straight or curved
- 20" desks do not accommodate pedestals

HOW TO ORDER

Indicate the following information on order form:
1. Quantity of each item.
2. Model number, including options. See "How To Build a Model Number".
3. Any special service required.

Note: • The □ indicates that a choice is required.
- The absence of the □ indicates that no choice is required.
- Alpha-numeric characters in place of □ indicate that no other alternatives are available.

HOW TO BUILD A MODEL NUMBER

Ⓐ Select basic model.

Ⓑ Select edge style.

F	- Flat edge
P3	- Three wave profile edge
P4	- Four wave profile edge

Ⓒ Select horizontal surface finish.
Refer to the **Product Color Options** page in this price list.

Ⓓ Select vertical surface finish.
Refer to the **Product Color Options** page in this price list.

Ⓔ Select corner leg finish
Refer to the **Product Color Options** page in this price list.

Ⓕ Select back panel height.

FULL	- Full height (standard)
2Q	- 1/2 height back panel
2QL	- 1/2 height back panel,left
2QR	- 1/2 height back panel,right
3Q	- 3/4 height back panel
3QL	- 3/4 height back panel,left
3QR	- 3/4 height back panel,right

Ⓖ Select cutaway option.

ST	- Straight cutaway
CV	- Curved cutaway

Ⓗ Select grommet.

NGR	- No grommet
G	- Grommet

SPECIAL SERVICES

Special Carton Marking

With specially marked information	N/C

Shipping

Ships **knocked down, FOB KI-Aristotle Brampton, ON L6T 5T6, freight prepaid.** Freight class 85.

Specifications and prices are subject to change without prior notice.

Aristotle® Executive Shells

Extended Corner Desk Shells - 30" - Extended Left

Aristotle® Executive Shells
Extended Corner Desk Shells - 30" - Extended Left

	W x D x H	MODEL NUMBER Basic Model	Edge Style	Horizontal Surface Finish	Vertical Surface Finish	Leg Finish	Back Panel Height	Cutaway	Grommets	Approx. Packaged Weight	Delivered Pricing
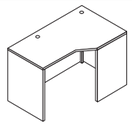	60 x 30 x 29-1/2"	KCDLA6030.E	□□	□□□	□□□	□□	□□□□	□□	□□□	145.0#	$ 1441
	66 x 30 x 29-1/2"	KCDLA6630.E	□□	□□□	□□□	□□	□□□□	□□	□□□	155.0#	1561
	72 x 30 x 29-1/2"	KCDLA7230.E	□□	□□□	□□□	□□	□□□□	□□	□□□	170.0#	1686
AESPD											
Extended-Left Option A-Two Full End Panels (interchangeable)											
• 1-1/2" top with choice of three edge styles • Corner post in black or silver • Back panel features horizontal grain pattern • Cutaway may be straight or curved • 20" desks do not accommodate pedestals											
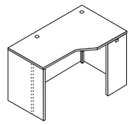	60 x 30 x 29-1/2"	KCDLB6030.E	□□	□□□	□□□	□□	□□□□	□□	□□□	145.0#	$ 1441
	66 x 30 x 29-1/2"	KCDLB6630.E	□□	□□□	□□□	□□	□□□□	□□	□□□	155.0#	1561
	72 x 30 x 29-1/2"	KCDLB7230.E	□□	□□□	□□□	□□	□□□□	□□	□□□	170.0#	1686
AESPD											
Extended-Left Option B-One Full/One Recessed End Panel (interchangeable)											
• 1-1/2" top with choice of three edge styles • Corner post in black or silver • Back panel features horizontal grain pattern • Cutaway may be straight or curved • 20" desks do not accommodate pedestals											
		Ⓐ	Ⓑ	Ⓒ	Ⓓ	Ⓔ	Ⓕ	Ⓖ	Ⓗ		

HOW TO ORDER

Indicate the following information on order form:
1. Quantity of each item.
2. Model number, including options. See "How To Build a Model Number".
3. Any special service required.

Note: • The □ indicates that a choice is required.
- The absence of the □ indicates that no choice is required.
- Alpha-numeric characters in place of □ indicate that no other alternatives are available.

HOW TO BUILD A MODEL NUMBER

Ⓐ Select basic model.

Ⓑ Select edge style.

F	- Flat edge
P3	- Three wave profile edge
P4	- Four wave profile edge

Ⓒ Select horizontal surface finish.
Refer to the **Product Color Options** page in this price list.

Ⓓ Select vertical surface finish.
Refer to the **Product Color Options** page in this price list.

Ⓔ Select corner leg finish
Refer to the **Product Color Options** page in this price list.

Ⓕ Select back panel height.

FULL	- Full height (standard)
2Q	- 1/2 height back panel
2QL	- 1/2 height back panel,left
2QR	- 1/2 height back panel,right
3Q	- 3/4 height back panel
3QL	- 3/4 height back panel,left
3QR	- 3/4 height back panel,right

Ⓖ Select cutaway option.

ST	- Straight cutaway
CV	- Curved cutaway

Ⓗ Select grommet.

NGR	- No grommet
G	- Grommet

SPECIAL SERVICES

Special Carton Marking

With specially marked information	N/C

Shipping

Ships **knocked down, FOB KI-Aristotle Brampton, ON L6T 5T6, freight prepaid.** Freight class 85.

Specifications and prices are subject to change without prior notice.

Aristotle® Executive Shells

Extended Corner Desk Shells - 30" - Extended Left

Aristotle® Executive Shells
Extended Corner Desk Shells - 30" - Extended Left

	W x D x H	MODEL NUMBER Basic Model	Edge Style	Horizontal Surface Finish	Vertical Surface Finish	Leg Finish	Back Panel Height	Cutaway	Grommets	Approx. Packaged Weight	Delivered Pricing
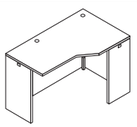	60 x 30 x 29-1/2"	KCDLC6030.E	□□	□□□	□□□	□□	□□□□	□□	□□□	145.0#	$ 1441
	66 x 30 x 29-1/2"	KCDLC6630.E	□□	□□□	□□□	□□	□□□□	□□	□□□	155.0#	1561
	72 x 30 x 29-1/2"	KCDLC7230.E	□□	□□□	□□□	□□	□□□□	□□	□□□	170.0#	1686
			Ⓐ	Ⓑ	Ⓒ	Ⓓ	Ⓔ	Ⓕ	Ⓖ	Ⓗ	

AESPD

Extended-Left Option C-Two Recessed End Panels (interchangeable)

- 1-1/2" top with choice of three edge styles
- Corner post in black or silver
- Back panel features horizontal grain pattern
- Cutaway may be straight or curved
- 20" desks do not accommodate pedestals

HOW TO ORDER

Indicate the following information on order form:
1. Quantity of each item.
2. Model number, including options. See "How To Build a Model Number".
3. Any special service required.

Note: • The □ indicates that a choice is required.
- The absence of the □ indicates that no choice is required.
- Alpha-numeric characters in place of □ indicate that no other alternatives are available.

HOW TO BUILD A MODEL NUMBER

Ⓐ Select basic model.

Ⓑ Select edge style.

F	- Flat edge
P3	- Three wave profile edge
P4	- Four wave profile edge

Ⓒ Select horizontal surface finish.
Refer to the **Product Color Options** page in this price list.

Ⓓ Select vertical surface finish.
Refer to the **Product Color Options** page in this price list.

Ⓔ Select corner leg finish
Refer to the **Product Color Options** page in this price list.

Ⓕ Select back panel height.

FULL	- Full height (standard)
2Q	- 1/2 height back panel
2QL	- 1/2 height back panel,left
2QR	- 1/2 height back panel,right
3Q	- 3/4 height back panel
3QL	- 3/4 height back panel,left
3QR	- 3/4 height back panel,right

Ⓖ Select cutaway option.

ST	- Straight cutaway
CV	- Curved cutaway

Ⓗ Select grommet.

NGR	- No grommet
G	- Grommet

SPECIAL SERVICES

Special Carton Marking

With specially marked information	N/C

Shipping

Ships **knocked down, FOB KI-Aristotle Brampton, ON L6T 5T6, freight prepaid.** Freight class 85.

Specifications and prices are subject to change without prior notice.

Aristotle® Executive Shells

Extended Corner Desk Shells - 30" - Extended Right

Aristotle® Executive Shells
Extended Corner Desk Shells - 30" - Extended Right

	W x D x H	MODEL NUMBER Basic Model	Edge Style	Horizontal Surface Finish	Vertical Surface Finish	Leg Finish	Back Panel Height	Cutaway	Grommets	Approx. Packaged Weight	Delivered Pricing
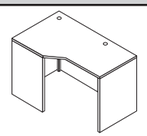 AESPD	60 x 30 x 29-1/2"	KCDRA6030.E	□□	□□□	□□□	□□	□□□□	□□	□□□	115.0#	$ 1441
	66 x 30 x 29-1/2"	KCDRA6630.E	□□	□□□	□□□	□□	□□□□	□□	□□□	125.0#	1561
	72 x 30 x 29-1/2"	KCDRA7230.E	□□	□□□	□□□	□□	□□□□	□□	□□□	135.0#	1686
Extended-Right Option A-Two Full End Panels (interchangeable) • 1-1/2" top with choice of three edge styles • Corner post in black or silver • Back panel features horizontal grain pattern • Cutaway may be straight or curved • 20" desks do not accommodate pedestals											
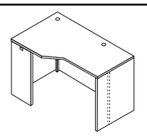 AESPD	60 x 30 x 29-1/2"	KCDRB6030.E	□□	□□□	□□□	□□	□□□□	□□	□□□	115.0#	$ 1441
	66 x 30 x 29-1/2"	KCDRB6630.E	□□	□□□	□□□	□□	□□□□	□□	□□□	125.0#	1561
	72 x 30 x 29-1/2"	KCDRB7230.E	□□	□□□	□□□	□□	□□□□	□□	□□□	135.0#	1686
Extended-Right Option B-One Full/One Recessed End Panel (interchangeable) • 1-1/2" top with choice of three edge styles • Corner post in black or silver • Back panel features horizontal grain pattern • Cutaway may be straight or curved • 20" desks do not accommodate pedestals											

Ⓐ Ⓑ Ⓒ Ⓓ Ⓔ Ⓕ Ⓖ Ⓗ

HOW TO ORDER

Indicate the following information on order form:
1. Quantity of each item.
2. Model number, including options. See "How To Build a Model Number".
3. Any special service required.

Note: • The □ indicates that a choice is required.
- The absence of the □ indicates that no choice is required.
- Alpha-numeric characters in place of □ indicate that no other alternatives are available.

HOW TO BUILD A MODEL NUMBER

Ⓐ Select basic model.

Ⓑ Select edge style.

F	- Flat edge
P3	- Three wave profile edge
P4	- Four wave profile edge

Ⓒ Select horizontal surface finish.
Refer to the **Product Color Options** page in this price list.

Ⓓ Select vertical surface finish.
Refer to the **Product Color Options** page in this price list.

Ⓔ Select corner leg finish
Refer to the **Product Color Options** page in this price list.

Ⓕ Select back panel height.

FULL	- Full height (standard)
2Q	- 1/2 height back panel
2QL	- 1/2 height back panel,left
2QR	- 1/2 height back panel,right
3Q	- 3/4 height back panel
3QL	- 3/4 height back panel,left
3QR	- 3/4 height back panel,right

Ⓖ Select cutaway option.

ST	- Straight cutaway
CV	- Curved cutaway

Ⓗ Select grommet.

NGR	- No grommet
G	- Grommet

SPECIAL SERVICES

Special Carton Marking

With specially marked information N/C

Shipping

Ships **knocked down, FOB KI-Aristotle Brampton, ON L6T 5T6, freight prepaid.** Freight class 85.

Specifications and prices are subject to change without prior notice.

Aristotle® Executive Shells

Extended Corner Desk Shells - 30" - Extended Right

Aristotle® Executive Shells

Extended Corner Desk Shells - 30" - Extended Right

	W x D x H	MODEL NUMBER Basic Model	Edge Style	Horizontal Surface Finish	Vertical Surface Finish	Leg Finish	Back Panel Height	Cutaway	Grommets	Approx. Packaged Weight	Delivered Pricing
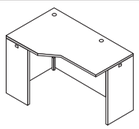	60 x 30 x 29-1/2"	KCDRC6030.E	□□	□□□	□□□	□□	□□□□	□□	□□□	115.0#	$ 1441
	66 x 30 x 29-1/2"	KCDRC6630.E	□□	□□□	□□□	□□	□□□□	□□	□□□	125.0#	1561
	72 x 30 x 29-1/2"	KCDRC7230.E	□□	□□□	□□□	□□	□□□□	□□	□□□	135.0#	1686
			Ⓑ	Ⓒ	Ⓓ	Ⓔ	Ⓕ	Ⓖ	Ⓗ		

AESPD

Extended-Right Option C-Two Recessed End Panels (interchangeable)

- 1-1/2" top with choice of three edge styles
- Corner post in black or silver
- Back panel features horizontal grain pattern
- Cutaway may be straight or curved
- 20" desks do not accommodate pedestals

HOW TO ORDER

Indicate the following information on order form:
1. Quantity of each item.
2. Model number, including options. See "How To Build a Model Number".
3. Any special service required.

Note: • The □ indicates that a choice is required.
- The absence of the □ indicates that no choice is required.
- Alpha-numeric characters in place of □ indicate that no other alternatives are available.

HOW TO BUILD A MODEL NUMBER

Ⓐ Select basic model.

Ⓑ Select edge style.

F	- Flat edge
P3	- Three wave profile edge
P4	- Four wave profile edge

Ⓒ Select horizontal surface finish.
Refer to the **Product Color Options** page in this price list.

Ⓓ Select vertical surface finish.
Refer to the **Product Color Options** page in this price list.

Ⓔ Select corner leg finish
Refer to the **Product Color Options** page in this price list.

Ⓕ Select back panel height.

FULL	- Full height (standard)
2Q	- 1/2 height back panel
2QL	- 1/2 height back panel,left
2QR	- 1/2 height back panel,right
3Q	- 3/4 height back panel
3QL	- 3/4 height back panel,left
3QR	- 3/4 height back panel,right

Ⓖ Select cutaway option.

ST	- Straight cutaway
CV	- Curved cutaway

Ⓗ Select grommet.

NGR	- No grommet
G	- Grommet

SPECIAL SERVICES

Special Carton Marking

With specially marked information	N/C

Shipping

Ships **knocked down, FOB KI-Aristotle Brampton, ON L6T 5T6, freight prepaid.** Freight class 85.

Specifications and prices are subject to change without prior notice.

Aristotle® Executive D-Tops
Suspended

Aristotle® Executive D-Tops
Suspended

	MODEL	W x D x H	MODEL NUMBER Basic Model	Edge Style	Horizontal Surface Finish	Vertical Surface Finish	Post Leg Finish	Modesty Panel	Approx. Packaged Weight	Delivered Pricing
 AEDPT	**Suspended D-Top** • 1-1/2" top with choice of three edge styles • 6" diameter post leg in black or silver • No grommet option • Suspended D-tops must be attached to adjacent furniture for proper stability	36 x 24 x 29-1/2"	KDS3624.E	□□	□□□		□□		75.0#	$ 1068
		42 x 24 x 29-1/2"	KDS4224.E	□□	□□□		□□		80.0#	1096
		48 x 24 x 29-1/2"	KDS4824.E	□□	□□□		□□		85.0#	1115
		54 x 24 x 29-1/2"	KDS5424.E	□□	□□□		□□		90.0#	1135
		60 x 24 x 29-1/2"	KDS6024.E	□□	□□□		□□		95.0#	1150
		66 x 24 x 29-1/2"	KDS6624.E	□□	□□□		□□		105.0#	1188
		48 x 30 x 29-1/2"	KDS4830.E	□□	□□□		□□		108.0#	1146
		54 x 30 x 29-1/2"	KDS5430.E	□□	□□□		□□		112.0#	1174
		60 x 30 x 29-1/2"	KDS6030.E	□□	□□□		□□		115.0#	1220
		66 x 30 x 29-1/2"	KDS6630.E	□□	□□□		□□		118.0#	1271
		72 x 30 x 29-1/2"	KDS7230.E	□□	□□□		□□		125.0#	1371
		66 x 36 x 29-1/2"	KDS6636.E	□□	□□□		□□		130.0#	1403
		72 x 36 x 29-1/2"	KDS7236.E	□□	□□□		□□		135.0#	1421
 AEDPT	**Suspended D-Top with Centered Modesty Panel** • 1-1/2" top with choice of three edge styles • Includes half end panel, attached on site for placement on approach or user side • 6" diameter post leg in black or silver • No grommet option • Suspended D-tops must be attached to adjacent furniture for proper stability	36 x 24 x 29-1/2"	KDSM3624.E	□□	□□□	□□□	□□	□□□	90.0#	$ 1155
		42 x 24 x 29-1/2"	KDSM4224.E	□□	□□□	□□□	□□	□□□	95.0#	1184
		48 x 24 x 29-1/2"	KDSM4824.E	□□	□□□	□□□	□□	□□□	100.0#	1205
		54 x 24 x 29-1/2"	KDSM5424.E	□□	□□□	□□□	□□	□□□	105.0#	1225
		60 x 24 x 29-1/2"	KDSM6024.E	□□	□□□	□□□	□□	□□□	110.0#	1242
		66 x 24 x 29-1/2"	KDSM6624.E	□□	□□□	□□□	□□	□□□	120.0#	1276
		48 x 30 x 29-1/2"	KDSM4830.E	□□	□□□	□□□	□□	□□□	123.0#	1235
		54 x 30 x 29-1/2"	KDSM5430.E	□□	□□□	□□□	□□	□□□	127.0#	1260
		60 x 30 x 29-1/2"	KDSM6030.E	□□	□□□	□□□	□□	□□□	130.0#	1308
		66 x 30 x 29-1/2"	KDSM6630.E	□□	□□□	□□□	□□	□□□	133.0#	1357
		72 x 30 x 29-1/2"	KDSM7230.E	□□	□□□	□□□	□□	□□□	140.0#	1458
		66 x 36 x 29-1/2"	KDSM6636.E	□□	□□□	□□□	□□	□□□	145.0#	1491
		72 x 36 x 29-1/2"	KDSM7236.E	□□	□□□	□□□	□□	□□□	150.0#	1510
			Ⓐ	Ⓑ	Ⓒ	Ⓓ	Ⓔ	Ⓕ		

HOW TO ORDER

Indicate the following information on order form:
1. Quantity of each item.
2. Model number, including options. See "How To Build a Model Number".
3. Any special service required.

Note: • The □ indicates that a choice is required.
- The absence of the □ indicates that no choice is required.
- Alpha-numeric characters in place of □ indicate that no other alternatives are available.

HOW TO BUILD A MODEL NUMBER

Ⓐ Select basic model.

Ⓑ Select edge style.

F	- Flat edge
P3	- Three wave profile edge
P4	- Four wave profile edge

Ⓒ Select horizontal surface finish.
Refer to the **Product Color Options** page in this price list.

Ⓓ Select vertical surface finish.
Refer to the **Product Color Options** page in this price list.

Ⓔ Select post leg finish.
Refer to the **Product Color Options** page in this price list.

Ⓕ Select modesty panel.

PMP	- 14" partial back panel (Standard)
FMP	- Full height modesty panel; add $90

SPECIAL SERVICES

Special Carton Marking

With specially marked information N/C

Shipping

Ships **knocked down, FOB KI-Aristotle Brampton, ON L6T 5T6, freight prepaid.** Freight class 85.

Specifications and prices are subject to change without prior notice.

Aristotle® Executive D-Tops
With End Panel

Aristotle® Executive D-Tops
With End Panel

	MODEL	W x D x H	MODEL NUMBER: Basic Model	Edge Style	Horizontal Surface Finish	Vertical Surface Finish	Post Leg Finish	Modesty Panel	Approx. Packaged Weight	Delivered Pricing
 AEDPT	**D-Top with End Panel** • 1-1/2" top with choice of three edge styles • Features side panel for additional support • 6" diameter post leg in black or silver • Center grommet opposite post leg • D-tops must be attached to adjacent furniture for proper stability • Attachment method is worksurface to worksurface, and cannot be obstructed by an end panel	48 x 24 x 29-1/2"	KDF4824.E	□□	□□□	□□□	□□		100.0#	$ 1179
		54 x 24 x 29-1/2"	KDF5424.E	□□	□□□	□□□	□□		110.0#	1197
		60 x 24 x 29-1/2"	KDF6024.E	□□	□□□	□□□	□□		120.0#	1218
		66 x 24 x 29-1/2"	KDF6624.E	□□	□□□	□□□	□□		135.0#	1238
		48 x 30 x 29-1/2"	KDF4830.E	□□	□□□	□□□	□□		120.0#	1292
		54 x 30 x 29-1/2"	KDF5430.E	□□	□□□	□□□	□□		130.0#	1321
		60 x 30 x 29-1/2"	KDF6030.E	□□	□□□	□□□	□□		140.0#	1283
		66 x 30 x 29-1/2"	KDF6630.E	□□	□□□	□□□	□□		150.0#	1394
		72 x 30 x 29-1/2"	KDF7230.E	□□	□□□	□□□	□□		160.0#	1486
		66 x 24 x 29-1/2"	KDF6636.E	□□	□□□	□□□	□□		165.0#	1536
		72 x 36 x 29-1/2"	KDF7236.E	□□	□□□	□□□	□□		170.0#	1553
 AEDPT	**D-Top with End Panel and Offset Modesty Panel** • 1-1/2" top with choice of three edge styles • Features side panel for additional support • 6" diameter post leg in black or silver • Center grommet opposite post leg • D-tops must be attached to adjacent furniture for proper stability • Modesty panel is reversible • Attachment method is worksurface to worksurface, and cannot be obstructed by an end panel	60 x 30 x 29-1/2"	KDM6030.E	□□	□□□	□□□	□□	□□□	155.0#	$ 1450
		66 x 30 x 29-1/2"	KDM6630.E	□□	□□□	□□□	□□	□□□	165.0#	1486
		72 x 30 x 29-1/2"	KDM7230.E	□□	□□□	□□□	□□	□□□	175.0#	1524
		72 x 36 x 29-1/2"	KDM7236.E	□□	□□□	□□□	□□	□□□	185.0#	1478
 AEDPT	**D-Top with End Panel and Centered Modesty Panel** • 1-1/2" top with choice of three edge styles • Features side panel for additional support • 6" diameter post leg in black or silver • Center grommet opposite post leg • D-tops must be attached to adjacent furniture for proper stability • Attachment method is worksurface to worksurface, and cannot be obstructed by an end panel	48 x 24 x 29-1/2"	KDCM4824.E	□□	□□□	□□□	□□	□□□	100.0#	$ 1254
		54 x 24 x 29-1/2"	KDCM5424.E	□□	□□□	□□□	□□	□□□	110.0#	1287
		60 x 24 x 29-1/2"	KDCM6024.E	□□	□□□	□□□	□□	□□□	120.0#	1325
		66 x 24 x 29-1/2"	KDCM6624.E	□□	□□□	□□□	□□	□□□	135.0#	1372
		48 x 30 x 29-1/2"	KDCM4830.E	□□	□□□	□□□	□□	□□□	135.0#	1338
		54 x 30 x 29-1/2"	KDCM5430.E	□□	□□□	□□□	□□	□□□	145.0#	1345
		60 x 30 x 29-1/2"	KDCM6030.E	□□	□□□	□□□	□□	□□□	155.0#	1457
		66 x 30 x 29-1/2"	KDCM6630.E	□□	□□□	□□□	□□	□□□	165.0#	1489
		72 x 30 x 29-1/2"	KDCM7230.E	□□	□□□	□□□	□□	□□□	175.0#	1517
		60 x 36 x 29-1/2"	KDCM6636.E	□□	□□□	□□□	□□	□□□	165.0#	1576
		72 x 36 x 29-1/2"	KDCM7236.E	□□	□□□	□□□	□□	□□□	185.0#	1637
				Ⓐ	Ⓑ	Ⓒ	Ⓓ	Ⓔ	Ⓕ	

HOW TO ORDER

Indicate the following information on order form:
1. Quantity of each item.
2. Model number, including options. See "How To Build a Model Number".
3. Any special service required.

Note: • The □ indicates that a choice is required.
- The absence of the □ indicates that no choice is required.
- Alpha-numeric characters in place of □ indicate that no other alternatives are available.

HOW TO BUILD A MODEL NUMBER

Ⓐ Select basic model.

Ⓑ Select edge style.

F	- Flat edge
P3	- Three wave profile edge
P4	- Four wave profile edge

Ⓒ Select horizontal surface finish.
Refer to the **Product Color Options** page in this price list.

Ⓓ Select vertical surface finish.
Refer to the **Product Color Options** page in this price list.

Ⓔ Select post leg finish.
Refer to the **Product Color Options** page in this price list.

Ⓕ Select modesty panel height.

PMP	- 14" partial back panel (Standard)
FMP	- Full height modesty panel; add $90

SPECIAL SERVICES

Special Carton Marking

With specially marked information N/C

Shipping

Ships **knocked down, FOB KI-Aristotle Brampton, ON L6T 5T6, freight prepaid.** Freight class 85.

Specifications and prices are subject to change without prior notice.

Aristotle® Executive P-Tops
Suspended

Aristotle® Executive P-Tops
Suspended

	MODEL	W x D x H	MODEL NUMBER Basic Model	Edge Style	Horizontal Surface Finish	Post Leg Finish	Approx. Packaged Weight	Delivered Pricing
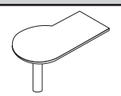 AEDPT	**Suspended P-Top, Left** • 1-1/2" top with choice of three edge styles • 6" diameter post leg in black or silver • No grommet option • Suspended P-tops must be attached to adjacent furniture for proper stability	60 x 36 x 29-1/2"	KPLS6036.E	☐☐	☐☐☐	☐☐	120.0#	$ 1420
		66 x 36 x 29-1/2"	KPLS6636.E	☐☐	☐☐☐	☐☐	130.0#	1466
		72 x 36 x 29-1/2"	KPLS7236.E	☐☐	☐☐☐	☐☐	135.0#	1568
		60 x 42 x 29-1/2"	KPLS6042.E	☐☐	☐☐☐	☐☐	123.0#	1442
		66 x 42 x 29-1/2"	KPLS6642.E	☐☐	☐☐☐	☐☐	133.0#	1490
		72 x 42 x 29-1/2"	KPLS7242.E	☐☐	☐☐☐	☐☐	138.0#	1592
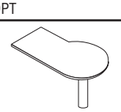 AEDPT	**Suspended P-Top, Right** • 1-1/2" top with choice of three edge styles • 6" diameter post leg in black or silver • No grommet option • Suspended P-tops must be attached to adjacent furniture for proper stability	60 x 36 x 29-1/2"	KPRS6036.E	☐☐	☐☐☐	☐☐	120.0#	$ 1420
		66 x 36 x 29-1/2"	KPRS6636.E	☐☐	☐☐☐	☐☐	130.0#	1466
		72 x 36 x 29-1/2"	KPRS7236.E	☐☐	☐☐☐	☐☐	135.0#	1568
		60 x 42 x 29-1/2"	KPRS6042.E	☐☐	☐☐☐	☐☐	123.0#	1442
		66 x 42 x 29-1/2"	KPRS6642.E	☐☐	☐☐☐	☐☐	133.0#	1490
		72 x 42 x 29-1/2"	KPRS7242.E	☐☐	☐☐☐	☐☐	138.0#	1592
			Ⓐ	Ⓑ	Ⓒ	Ⓓ		

HOW TO ORDER

Indicate the following information on order form:
1. Quantity of each item.
2. Model number, including options. See "How To Build a Model Number".
3. Any special service required.

Note: • The ☐ indicates that a choice is required.
- The absence of the ☐ indicates that no choice is required.
- Alpha-numeric characters in place of ☐ indicate that no other alternatives are available.

HOW TO BUILD A MODEL NUMBER

Ⓐ Select basic model.

Ⓑ Select edge style.

F	- Flat edge
P3	- Three wave profile edge
P4	- Four wave profile edge

Ⓒ Select horizontal surface finish.
Refer to the **Product Color Options** page in this price list.

Ⓓ Select post leg finish.
Refer to the **Product Color Options** page in this price list.

SPECIAL SERVICES

Special Carton Marking

With specially marked information	N/C

Shipping

Ships **knocked down, FOB KI-Aristotle Brampton, ON L6T 5T6, freight prepaid.** Freight class 85.

Specifications and prices are subject to change without prior notice.

Aristotle® Executive P-Tops
With End Panel

Aristotle® Executive P-Tops
With End Panel

	MODEL	W x D x H	MODEL NUMBER Basic Model	Edge Style	Horizontal Surface Finish	Vertical Surface Finish	Post Leg Finish	Modesty Panel	Approx. Packaged Weight	Delivered Pricing
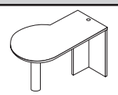 AEDPT	**P-Top with End Panel, Left** • 1-1/2" top/choice of three edge styles • Has side panel for additional support • 6" diameter post leg in black or silver • Center grommet opposite post leg • P-tops must be attached to adjacent furniture for proper stability • Attachment method is worksurface to worksurface, and cannot be obstructed by an end panel	60 x 36 x 29-1/2"	KPLF6036.E	□□	□□□	□□□	□□		150.0#	$ 1713
		66 x 36 x 29-1/2"	KPLF6636.E	□□	□□□	□□□	□□		165.0#	1760
		72 x 36 x 29-1/2"	KPLF7236.E	□□	□□□	□□□	□□		170.0#	1809
		60 x 42 x 29-1/2"	KPLF6042.E	□□	□□□	□□□	□□		155.0#	1744
		66 x 42 x 29-1/2"	KPLF6642.E	□□	□□□	□□□	□□		170.0#	1789
		72 x 42 x 29-1/2"	KPLF7242.E	□□	□□□	□□□	□□		175.0#	1836
 AEDPT	**P-Top with End Panel, Right** • 1-1/2" top/choice of three edge styles • Has side panel for additional support • 6" diameter post leg in black or silver • Center grommet opposite post leg • P-tops must be attached to adjacent furniture for proper stability • Attachment method is worksurface to worksurface, and cannot be obstructed by an end panel	60 x 36 x 29-1/2"	KPRF6036.E	□□	□□□	□□□	□□		150.0#	$ 1713
		66 x 36 x 29-1/2"	KPRF6636.E	□□	□□□	□□□	□□		165.0#	1760
		72 x 36 x 29-1/2"	KPRF7236.E	□□	□□□	□□□	□□		170.0#	1809
		60 x 42 x 29-1/2"	KPRF6042.E	□□	□□□	□□□	□□		155.0#	1744
		66 x 42 x 29-1/2"	KPRF6642.E	□□	□□□	□□□	□□		170.0#	1789
		72 x 42 x 29-1/2"	KPRF7242.E	□□	□□□	□□□	□□		175.0#	1836
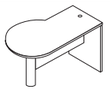 AEDPT	**P-Top with End Panel and Centered Modesty Panel, Left** • 1-1/2" top/choice of three edge styles • Has side panel for additional support • 6" diameter post leg in black or silver • Center grommet opposite post leg • P-tops must be attached to adjacent furniture for proper stability • Attachment method is worksurface to worksurface, and cannot be obstructed by an end panel	60 x 36 x 29-1/2"	KPLM6036.E	□□	□□□	□□□	□□	□□□	165.0#	$ 1813
		66 x 36 x 29-1/2"	KPLM6636.E	□□	□□□	□□□	□□	□□□	180.0#	1861
		72 x 36 x 29-1/2"	KPLM7236.E	□□	□□□	□□□	□□	□□□	185.0#	1907
		60 x 42 x 29-1/2"	KPLM6042.E	□□	□□□	□□□	□□	□□□	170.0#	1842
		66 x 42 x 29-1/2"	KPLM6642.E	□□	□□□	□□□	□□	□□□	185.0#	1890
		72 x 42 x 29-1/2"	KPLM7242.E	□□	□□□	□□□	□□	□□□	190.0#	1938
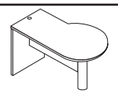 AEDPT	**P-Top with End Panel and Centered Modesty Panel, Right** • 1-1/2" top/choice of three edge styles • Has side panel for additional support • 6" diameter post leg in black or silver • Center grommet opposite post leg • P-tops must be attached to adjacent furniture for proper stability • Attachment method is worksurface to worksurface, and cannot be obstructed by an end panel	60 x 36 x 29-1/2"	KPRM6036.E	□□	□□□	□□□	□□	□□□	165.0#	$ 1813
		66 x 36 x 29-1/2"	KPRM6636.E	□□	□□□	□□□	□□	□□□	180.0#	1861
		72 x 36 x 29-1/2"	KPRM7236.E	□□	□□□	□□□	□□	□□□	185.0#	1907
		60 x 42 x 29-1/2"	KPRM6042.E	□□	□□□	□□□	□□	□□□	170.0#	1842
		66 x 42 x 29-1/2"	KPRM6642.E	□□	□□□	□□□	□□	□□□	185.0#	1890
		72 x 42 x 29-1/2"	KPRM7242.E	□□	□□□	□□□	□□	□□□	190.0#	1938
				Ⓐ	Ⓑ	Ⓒ	Ⓓ	Ⓔ	Ⓕ	

HOW TO ORDER

Indicate the following information on order form:
1. Quantity of each item.
2. Model number, including options. See "How To Build a Model Number".
3. Any special service required.

Note: • The □ indicates that a choice is required.
- The absence of the □ indicates that no choice is required.
- Alpha-numeric characters in place of □ indicate that no other alternatives are available.

HOW TO BUILD A MODEL NUMBER

Ⓐ Select basic model.

Ⓑ Select edge style.

F	- Flat edge
P3	- Three wave profile edge
P4	- Four wave profile edge

Ⓒ Select horizontal surface finish.
Refer to the **Product Color Options** page in this price list.

Ⓓ Select vertical surface finish.
Refer to the **Product Color Options** page in this price list.

Ⓔ Select post leg finish.
Refer to the **Product Color Options** page in this price list.

Ⓕ Select modesty panel height.

PMP	- 14" partial back panel (Standard)
FMP	- Full height modesty panel; add $90

SPECIAL SERVICES

Special Carton Marking

With specially marked information N/C

Shipping

Ships **knocked down, FOB KI-Aristotle Brampton, ON L6T 5T6, freight prepaid.** Freight class 85.

Specifications and prices are subject to change without prior notice.

Aristotle® Executive Storage
Open Overheads

Aristotle® Executive Storage
Open Overheads

	MODEL	Features	W x D x H	MODEL NUMBER: Basic Model	Edge Style	Cutaway Gable Option	Horizontal Surface Finish	Vertical Surface Finish	Approx. Packaged Weight	Delivered Pricing
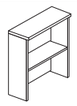 AEOVD	**Open Overhead, 36" High** • 1-1/2" top with choice of three edge styles • 17-1/2" clearance above desktop and 65" installed height • 13-3/4" internal height clearance • Full-width concealed cable pass through 1-3/4" high • Tackboards and papers sorters specified separately • Cutaway gable option should only be specified in side-to-side overhead applications, as standalone units are not stable with cutaway gables	Without center divider	24 x 16 x 36"	KOS2436.E	□□	□□□	□□□	□□□	65.0#	$ 708
		Without center divider	30 x 16 x 36"	KOS3036.E	□□	□□□	□□□	□□□	75.0#	799
		Without center divider	36 x 16 x 36"	KOS3636.E	□□	□□□	□□□	□□□	90.0#	880
		Without center divider	42 x 16 x 36"	KOS4236.E	□□	□□□	□□□	□□□	100.0#	916
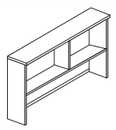 AEOVD	**Open Overhead, 36" High** • 1-1/2" top with choice of three edge styles • 17-1/2" clearance above desktop and 65" installed height • 13-3/4" internal height clearance • Full-width concealed cable pass through 1-3/4" high • Tackboards and papers sorters specified separately • Cutaway gable option should only be specified in side-to-side overhead applications, as standalone units are not stable with cutaway gables	With center divider	48 x 16 x 36"	KOS4836.E	□□	□□□	□□□	□□□	110.0#	$ 1030
		With center divider	54 x 16 x 36"	KOS5436.E	□□	□□□	□□□	□□□	120.0#	1085
		With center divider	60 x 16 x 36"	KOS6036.E	□□	□□□	□□□	□□□	130.0#	1180
		With center divider	66 x 16 x 36"	KOS6636.E	□□	□□□	□□□	□□□	140.0#	1254
		With center divider	72 x 16 x 36"	KOS7236.E	□□	□□□	□□□	□□□	150.0#	1339
		With center divider	78 x 16 x 36"	KOS7836.E	□□	□□□	□□□	□□□	160.0#	1428
				Ⓐ	Ⓑ	Ⓒ	Ⓓ	Ⓔ		

HOW TO ORDER

Indicate the following information on order form:
1. Quantity of each item.
2. Model number, including options. See "How To Build a Model Number".
3. Any special service required.

Note: • The □ indicates that a choice is required.
- The absence of the □ indicates that no choice is required.
- Alpha-numeric characters in place of □ indicate that no other alternatives are available.

HOW TO BUILD A MODEL NUMBER

Ⓐ Select basic model.

Ⓑ Select edge style.

F	- Flat edge
P3	- Three wave profile edge
P4	- Four wave profile edge

Ⓒ Select cutaway gable option.

CGN	- No Cutaway gable (standard)
CGL	- Cutaway gable left; add $90
CGR	- Cutaway gable right; add $90
CLR	- Cutaway gable left and right; add $183

Ⓓ Select horizontal surface finish.
Refer to the **Product Color Options** page in this price list.

Ⓔ Select vertical surface finish.
Refer to the **Product Color Options** page in this price list.

SPECIAL SERVICES

Special Carton Marking

With specially marked information	N/C

Shipping

Ships **assembled, FOB KI-Aristotle Brampton, ON L6T 5T6, freight prepaid.** Freight class 85.

Specifications and prices are subject to change without prior notice.

Aristotle® Executive Storage
Open Overheads

Aristotle® Executive Storage
Open Overheads

	MODEL	Features	W x D x H	MODEL NUMBER Basic Model	Edge Style	Cutaway Gable Option	Horizontal Surface Finish	Vertical Surface Finish	Approx. Packaged Weight	Delivered Pricing
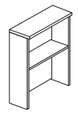 AEOVD	**Open Overhead, 43" High** • 1-1/2" top with choice of three edge styles • 24" clearance above desktop and 72" installed height • 13-3/4" internal height clearance • Full-width concealed cable pass through 1-3/4" high • Tackboards and papers sorters specified separately • Cutaway gable option should only be specified in side-to-side overhead applications, as standalone units are not stable with cutaway gables	Without center divider	24 x 16 x 43"	KOS2443.E	☐☐	☐☐☐	☐☐☐	☐☐☐	75.0#	$ 928
		Without center divider	30 x 16 x 43"	KOS3043.E	☐☐	☐☐☐	☐☐☐	☐☐☐	85.0#	1020
		Without center divider	36 x 16 x 43"	KOS3643.E	☐☐	☐☐☐	☐☐☐	☐☐☐	100.0#	1098
		Without center divider	42 x 16 x 43"	KOS4243.E	☐☐	☐☐☐	☐☐☐	☐☐☐	110.0#	1134
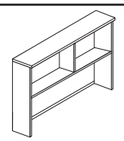 AEOVD	**Open Overhead, 43" High** • 1-1/2" top with choice of three edge styles • 24" clearance above desktop and 72" installed height • 13-3/4" internal height clearance • Full-width concealed cable pass through 1-3/4" high • Tackboards and papers sorters specified separately • Cutaway gable option should only be specified in side-to-side overhead applications, as standalone units are not stable with cutaway gables	With center divider	48 x 16 x 43"	KOS4843.E	☐☐	☐☐☐	☐☐☐	☐☐☐	120.0#	$ 1246
		With center divider	54 x 16 x 43"	KOS5443.E	☐☐	☐☐☐	☐☐☐	☐☐☐	130.0#	1305
		With center divider	60 x 16 x 43"	KOS6043.E	☐☐	☐☐☐	☐☐☐	☐☐☐	140.0#	1397
		With center divider	66 x 16 x 43"	KOS6643.E	☐☐	☐☐☐	☐☐☐	☐☐☐	150.0#	1472
		With center divider	72 x 16 x 43"	KOS7243.E	☐☐	☐☐☐	☐☐☐	☐☐☐	160.0#	1559
		With center divider	78 x 16 x 43"	KOS7843.E	☐☐	☐☐☐	☐☐☐	☐☐☐	170.0#	1651
 AEOVD	**Open Overhead-Wall Mount** • 1-1/2" top with choice of three edge styles • 13-3/4" internal height clearance • Attachment hardware included	Without center divider	24 x 17 x 18"	KWMOS24.E	☐☐		☐☐☐	☐☐☐	47.0#	$ 713
		Without center divider	30 x 17 x 18"	KWMOS30.E	☐☐		☐☐☐	☐☐☐	56.0#	799
		Without center divider	36 x 17 x 18"	KWMOS36.E	☐☐		☐☐☐	☐☐☐	65.0#	880
		Without center divider	42 x 17 x 18"	KWMOS42.E	☐☐		☐☐☐	☐☐☐	73.0#	916
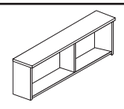 AEOVD	**Open Overhead-Wall Mount** • 1-1/2" top with choice of three edge styles • 13-3/4" internal height clearance • Attachment hardware included	With center divider	48 x 17 x 18"	KWMOS48.E	☐☐		☐☐☐	☐☐☐	86.0#	$ 1030
		With center divider	54 x 17 x 18"	KWMOS54.E	☐☐		☐☐☐	☐☐☐	95.0#	1142
		With center divider	60 x 17 x 18"	KWMOS60.E	☐☐		☐☐☐	☐☐☐	103.0#	1180
		With center divider	66 x 17 x 18"	KWMOS66.E	☐☐		☐☐☐	☐☐☐	112.0#	1254
		With center divider	72 x 17 x 18"	KWMOS72.E	☐☐		☐☐☐	☐☐☐	120.0#	1340
		With center divider	78 x 17 x 18"	KWMOS78.E	☐☐		☐☐☐	☐☐☐	129.0#	1416
				Ⓐ	Ⓑ	Ⓒ	Ⓓ	Ⓔ		

HOW TO ORDER

Indicate the following information on order form:
1. Quantity of each item.
2. Model number, including options. See "How To Build a Model Number".
3. Any special service required.

Note: • The ☐ indicates that a choice is required.
- The absence of the ☐ indicates that no choice is required.
- Alpha-numeric characters in place of ☐ indicate that no other alternatives are available.

HOW TO BUILD A MODEL NUMBER

Ⓐ Select basic model.

Ⓑ Select edge style.

F	- Flat edge
P3	- Three wave profile edge
P4	- Four wave profile edge

Ⓒ Select cutaway gable option.

CGN	- No Cutaway gable (standard)
CGL	- Cutaway gable left; add $90
CGR	- Cutaway gable right; add $90
CLR	- Cutaway gable left and right; add $183

Ⓓ Select horizontal surface finish.
Refer to the **Product Color Options** page in this price list.

Ⓔ Select vertical surface finish.
Refer to the **Product Color Options** page in this price list.

SPECIAL SERVICES

Special Carton Marking

With specially marked information N/C

Shipping

Ships **assembled, FOB KI-Aristotle Brampton, ON L6T 5T6, freight prepaid.** Freight class 85.

Specifications and prices are subject to change without prior notice.

Aristotle® Executive Storage
Closed Overheads-Open Back Below Shelf

Aristotle® Executive Storage
Closed Overheads-Open Back Below Shelf

	MODEL	W x D x H	MODEL NUMBER Basic Model	Edge Style	Horizontal Surface Finish	Vertical Surface Finish	Approx. Packaged Weight	Delivered Pricing
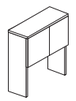 AEOVD	**Closed Overhead, 36" High-Open Back Below Shelf** • 1-1/2" top with choice of three edge styles • 17-1/2" clearance above desktop and 65" installed height • 13-3/4" internal height clearance • Full-width concealed cable pass through 1-3/4" high • Pulls cannot be specified	24 x 16 x 36"	KODO2436.E	□□	□□□	□□□	60.0#	$ 969
		30 x 16 x 36"	KODO3036.E	□□	□□□	□□□	70.0#	1028
		36 x 16 x 36"	KODO3636.E	□□	□□□	□□□	80.0#	1096
		42 x 16 x 36"	KODO4236.E	□□	□□□	□□□	90.0#	1197
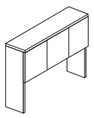 AEOVD	**Closed Overhead, 36" High-Open Back Below Shelf** • 1-1/2" top with choice of three edge styles • 17-1/2" clearance above desktop and 65" installed height • 13-3/4" internal height clearance • Full-width concealed cable pass through 1-3/4" high • 48" and wider units feature center divider • Pulls cannot be specified	48 x 16 x 36"	KODO4836.E	□□	□□□	□□□	100.0#	$ 1325
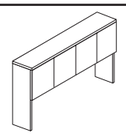 AEOVD	**Closed Overhead, 36" High-Open Back Below Shelf** • 1-1/2" top with choice of three edge styles • 17-1/2" clearance above desktop and 65" installed height • 13-3/4" internal height clearance • Full-width concealed cable pass through 1-3/4" high • 48" and wider units feature center divider • Pulls cannot be specified	54 x 16 x 36"	KODO5436.E	□□	□□□	□□□	110.0#	$ 1451
		60 x 16 x 36"	KODO6036.E	□□	□□□	□□□	120.0#	1546
		66 x 16 x 36"	KODO6636.E	□□	□□□	□□□	130.0#	1636
		72 x 16 x 36"	KODO7236.E	□□	□□□	□□□	140.0#	1720
		78 x 16 x 36"	KODO7836.E	□□	□□□	□□□	150.0#	1811
			Ⓐ	Ⓑ	Ⓒ	Ⓓ		

HOW TO ORDER

Indicate the following information on order form:
1. Quantity of each item.
2. Model number, including options. See "How To Build a Model Number".
3. Any special service required.

Note: • The □ indicates that a choice is required.
- The absence of the □ indicates that no choice is required.
- Alpha-numeric characters in place of □ indicate that no other alternatives are available.

HOW TO BUILD A MODEL NUMBER

Ⓐ Select basic model.

Ⓑ Select edge style.

F	- Flat edge
P3	- Three wave profile edge
P4	- Four wave profile edge

Ⓒ Select horizontal surface finish.
Refer to the **Product Color Options** page in this price list.

Ⓓ Select vertical surface finish.
Refer to the **Product Color Options** page in this price list.

SPECIAL SERVICES

Special Carton Marking

With specially marked information N/C

Shipping

Ships **assembled, FOB KI-Aristotle Brampton, ON L6T 5T6, freight prepaid.** Freight class 85.

Specifications and prices are subject to change without prior notice.

Aristotle® Executive Storage
Closed Overheads

Aristotle® Executive Storage
Closed Overheads

	MODEL	Features	W x D x H	MODEL NUMBER: Basic Model	Edge Style	Cutaway Gable Option	Lock Option	Key Option	Horizontal Surface Finish	Vertical Surface Finish	Approx. Packaged Weight	Delivered Pricing
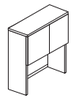 AEOVD	**Closed Overhead, 36" High** • 17-1/2" clearance above desktop and 65" installed height • 13-3/4" internal height clearance • Full-width concealed cable pass through 1-3/4" high • Pulls cannot be specified • Cutaway gable option should only be specified in side-to-side overhead applications, as standalone units are not stable with cutaway gables	2 doors	24 x 16 x 36"	KOD2436.E	☐☐	☐☐☐	☐☐	☐☐	☐☐☐	☐☐☐	75.0#	$ 1031
		2 doors	30 x 16 x 36"	KOD3036.E	☐☐	☐☐☐	☐☐	☐☐	☐☐☐	☐☐☐	85.0#	1115
		2 doors	36 x 16 x 36"	KOD3636.E	☐☐	☐☐☐	☐☐	☐☐	☐☐☐	☐☐☐	105.0#	1192
		2 doors	42 x 16 x 36"	KOD4236.E	☐☐	☐☐☐	☐☐	☐☐	☐☐☐	☐☐☐	115.0#	1306
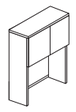 AEOVD	**Closed Overhead, 43" High** • 1-1/2" top with choice of three edge styles • 24" clearance above desktop and 72" installed height • 13-3/4" internal height clearance • Full-width concealed cable pass through 1-3/4" high • Pulls cannot be specified • Cutaway gable option should only be specified in side-to-side overhead applications, as standalone units are not stable with cutaway gables	2 doors	24 x 16 x 43"	KOD2443.E	☐☐	☐☐☐	☐☐	☐☐	☐☐☐	☐☐☐	85.0#	$ 1274
		2 doors	30 x 16 x 43"	KOD3043.E	☐☐	☐☐☐	☐☐	☐☐	☐☐☐	☐☐☐	95.0#	1362
		2 doors	36 x 16 x 43"	KOD3643.E	☐☐	☐☐☐	☐☐	☐☐	☐☐☐	☐☐☐	115.0#	1433
		2 doors	42 x 16 x 43"	KOD4243.E	☐☐	☐☐☐	☐☐	☐☐	☐☐☐	☐☐☐	125.0#	1553
 AEOVD	**Closed Overhead-Wall Mount** • 1-1/2" top with choice of three edge styles • 13-3/4" internal height clearance • Attachment hardware included • 24-42" wide models feature two doors • 48" models feature three doors • 54" and wider models feature four doors	2 doors	24 x 17 x 18"	KWMOD24.E	☐☐		☐☐	☐☐	☐☐☐	☐☐☐	57.0#	$ 1032
		2 doors	30 x 17 x 18"	KWMOD30.E	☐☐		☐☐	☐☐	☐☐☐	☐☐☐	66.0#	1115
		2 doors	36 x 17 x 18"	KWMOD36.E	☐☐		☐☐	☐☐	☐☐☐	☐☐☐	77.0#	1192
		2 doors	42 x 17 x 18"	KWMOD42.E	☐☐		☐☐	☐☐	☐☐☐	☐☐☐	88.0#	1306
				Ⓐ	Ⓑ	Ⓒ	Ⓓ	Ⓔ	Ⓕ	Ⓖ		

HOW TO ORDER

Indicate the following information on order form:
1. Quantity of each item.
2. Model number, including options. See "How To Build a Model Number".
3. Any special service required.

Note: • The ☐ indicates that a choice is required.
- The absence of the ☐ indicates that no choice is required.
- Alpha-numeric characters in place of ☐ indicate that no other alternatives are available.

HOW TO BUILD A MODEL NUMBER

Ⓐ Select basic model.

Ⓑ Select edge style.

F	- Flat edge
P3	- Three wave profile edge
P4	- Four wave profile edge

Ⓒ Select cutaway gable option.

CGN	- No Cutaway gable (standard)
CGL	- Cutaway gable left; add $90
CGR	- Cutaway gable right; add $90
CLR	- Cutaway gable left and right; add $183

Ⓓ Select locking option.

NL	- No lock (standard)
L	- With lock; add $82

Ⓔ Select key option.

KA	- Key alike
KS	- Key standard

Ⓕ Select horizontal surface finish.
Refer to the **Product Color Options** page in this price list.

Ⓖ Select vertical surface finish.
Refer to the **Product Color Options** page in this price list.

SPECIAL SERVICES

Special Carton Marking

With specially marked information	N/C

Shipping

Ships **assembled, FOB KI-Aristotle Brampton, ON L6T 5T6, freight prepaid.** Freight class 85.

Specifications and prices are subject to change without prior notice.

Aristotle® Executive Storage
Closed Overheads

Aristotle® Executive Storage
Closed Overheads

	MODEL	Features	W x D x H	MODEL NUMBER: Basic Model	Edge Style	Cutaway Gable Option	Lock Option	Key Option	Horizontal Surface Finish	Vertical Surface Finish	Approx. Packaged Weight	Delivered Pricing
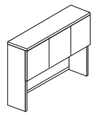 AEOVD	**Closed Overhead, 36" High** • 1-1/2" top with choice of three edge styles • 17-1/2" clearance above desktop and 65" installed height • 13-3/4" internal height clearance • Full-width concealed cable pass through 1-3/4" high • 48" and wider units feature center divider • Pulls cannot be specified • Cutaway gable option should only be specified in side-to-side overhead applications, as standalone units are not stable with cutaway gables	3 doors	48 x 16 x 36"	KOD4836.E	□□	□□□	□□	□□	□□□	□□□	130.0#	$ 1441
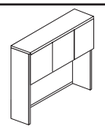 AEOVD	**Closed Overhead, 43" High** • 1-1/2" top with choice of three edge styles • 24" clearance above desktop and 72" installed height • 13-3/4" internal height clearance • Full-width concealed cable pass through 1-3/4" high • 48" and wider units feature center divider • Pulls cannot be specified • Cutaway gable option should only be specified in side-to-side overhead applications, as standalone units are not stable with cutaway gables	3 doors	48 x 16 x 43"	KOD4843.E	□□	□□□	□□	□□	□□□	□□□	140.0#	$ 1684
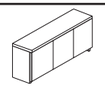 AEOVD	**Closed Overhead-Wall Mount** • 1-1/2" top with choice of three edge styles • 13-3/4" internal height clearance • Attachment hardware included • 24-42" wide models feature two doors • 48" models feature three doors • 54" and wider models feature four doors	3 doors	48 x 17 x 18"	KWMOD48.E	□□		□□	□□	□□□	□□□	106.0#	$ 1441
				Ⓐ	Ⓑ	Ⓒ	Ⓓ	Ⓔ	Ⓕ	Ⓖ		

HOW TO ORDER

Indicate the following information on order form:
1. Quantity of each item.
2. Model number, including options. See "How To Build a Model Number".
3. Any special service required.

Note: • The □ indicates that a choice is required.
- The absence of the □ indicates that no choice is required.
- Alpha-numeric characters in place of □ indicate that no other alternatives are available.

HOW TO BUILD A MODEL NUMBER

Ⓐ Select basic model.

Ⓑ Select edge style.

F	- Flat edge
P3	- Three wave profile edge
P4	- Four wave profile edge

Ⓒ Select cutaway gable option.

CGN	- No Cutaway gable (standard)
CGL	- Cutaway gable left; add $90
CGR	- Cutaway gable right; add $90
CLR	- Cutaway gable left and right; add $183

Ⓓ Select locking option.

NL	- No lock (standard)
L	- With lock; add $183

Ⓔ Select key option.

KA	- Key alike
KS	- Key standard

Ⓕ Select horizontal surface finish.
Refer to the **Product Color Options** page in this price list.

Ⓖ Select vertical surface finish.
Refer to the **Product Color Options** page in this price list.

SPECIAL SERVICES

Special Carton Marking

With specially marked information N/C

Shipping

Ships **assembled, FOB KI-Aristotle Brampton, ON L6T 5T6, freight prepaid.** Freight class 85.

Specifications and prices are subject to change without prior notice.

Aristotle® Executive Storage
Closed Overheads

Aristotle® Executive Storage
Closed Overheads

	MODEL	Features	W x D x H	MODEL NUMBER: Basic Model	Edge Style	Cutaway Gable Option	Lock Option	Key Option	Horizontal Surface Finish	Vertical Surface Finish	Approx. Packaged Weight	Delivered Pricing
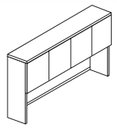 AEOVD	**Closed Overhead, 36" High** • 1-1/2" top with choice of three edge styles • 17-1/2" clearance above desktop and 65" installed height • 13-3/4" internal height clearance • Full-width concealed cable pass through 1-3/4" high • 48" and wider units feature center divider • Pulls cannot be specified • Cutaway gable option should only be specified in side-to-side overhead applications, as standalone units are not stable with cutaway gables	4 doors	54 x 16 x 36"	KOD5436.E	□□	□□□	□□	□□	□□□	□□□	140.0#	$ 1566
		4 doors	60 x 16 x 36"	KOD6036.E	□□	□□□	□□	□□	□□□	□□□	155.0#	1679
		4 doors	66 x 16 x 36"	KOD6636.E	□□	□□□	□□	□□	□□□	□□□	170.0#	1781
		4 doors	72 x 16 x 36"	KOD7236.E	□□	□□□	□□	□□	□□□	□□□	185.0#	1868
		4 doors	78 x 16 x 36"	KOD7836.E	□□	□□□	□□	□□	□□□	□□□	190.0#	1951
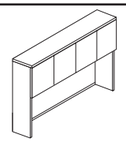 AEOVD	**Closed Overhead, 43" High** • 1-1/2" top with choice of three edge styles • 24" clearance above desktop and 72" installed height • 13-3/4" internal height clearance • Full-width concealed cable pass through 1-3/4" high • 48" and wider units feature center divider • Pulls cannot be specified • Cutaway gable option should only be specified in side-to-side overhead applications, as standalone units are not stable with cutaway gables	4 doors	54 x 16 x 43"	KOD5443.E	□□	□□□	□□	□□	□□□	□□□	150.0#	$ 1817
		4 doors	60 x 16 x 43"	KOD6043.E	□□	□□□	□□	□□	□□□	□□□	165.0#	1926
		4 doors	66 x 16 x 43"	KOD6643.E	□□	□□□	□□	□□	□□□	□□□	180.0#	2025
		4 doors	72 x 16 x 43"	KOD7243.E	□□	□□□	□□	□□	□□□	□□□	190.0#	2113
		4 doors	78 x 16 x 43"	KOD7843.E	□□	□□□	□□	□□	□□□	□□□	200.0#	2195
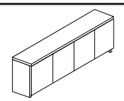 AEOVD	**Closed Overhead-Wall Mount** • 1-1/2" top with choice of three edge styles • 13-3/4" internal height clearance • Attachment hardware included • 24-42" wide models feature two doors • 48" models feature three doors • 54" and wider models feature four doors	4 doors	54 x 17 x 18"	KWMOD54.E	□□		□□	□□	□□□	□□□	117.0#	$ 1472
		4 doors	60 x 17 x 18"	KWMOD60.E	□□		□□	□□	□□□	□□□	128.0#	1680
		4 doors	66 x 17 x 18"	KWMOD66.E	□□		□□	□□	□□□	□□□	139.0#	1781
		4 doors	72 x 17 x 18"	KWMOD72.E	□□		□□	□□	□□□	□□□	150.0#	1868
		4 doors	78 x 17 x 18"	KWMOD78.E	□□		□□	□□	□□□	□□□	161.0#	1964
				Ⓐ	Ⓑ	Ⓒ	Ⓓ	Ⓔ	Ⓕ	Ⓖ		

HOW TO ORDER

Indicate the following information on order form:
1. Quantity of each item.
2. Model number, including options. See "How To Build a Model Number".
3. Any special service required.

Note: • The □ indicates that a choice is required.
- The absence of the □ indicates that no choice is required.
- Alpha-numeric characters in place of □ indicate that no other alternatives are available.

HOW TO BUILD A MODEL NUMBER

Ⓐ Select basic model.

Ⓑ Select edge style.

F	- Flat edge
P3	- Three wave profile edge
P4	- Four wave profile edge

Ⓒ Select cutaway gable option.

CGN	- No Cutaway gable (standard)
CGL	- Cutaway gable left; add $90
CGR	- Cutaway gable right; add $90
CLR	- Cutaway gable left and right; add $183

Ⓓ Select locking option.

NL	- No lock (standard)
L	- With lock; add $183

Ⓔ Select key option.

KA	- Key alike
KS	- Key standard

Ⓕ Select horizontal surface finish.
Refer to the **Product Color Options** page in this price list.

Ⓖ Select vertical surface finish.
Refer to the **Product Color Options** page in this price list.

SPECIAL SERVICES

Special Carton Marking

With specially marked information N/C

Shipping

Ships **assembled, FOB KI-Aristotle Brampton, ON L6T 5T6, freight prepaid.** Freight class 85.

Specifications and prices are subject to change without prior notice.

Aristotle® Executive Storage

Overhead - Frosted Glass Doors

Aristotle® Executive Storage
Overhead - Frosted Glass Doors

	MODEL	W x D x H	MODEL NUMBER Basic Model	Edge Style	Cutaway Gable Option	Horizontal Surface Finish	Vertical Surface Finish	Approx. Packaged Weight	Delivered Pricing
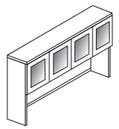 AEOVD	**Overhead-36" High, Frosted Glass Doors** • 1-1/2" top/choice of three edge styles • 17-1/2" clearance above desktop/36" high • 13-3/4" internal height clearance • Full-width concealed cable pass through 1-3/4" high • Closed overheads standard without pulls, non-locking; pulls and locks cannot be specified • Door frame features silver finish • Tackboards and paper sorters specified separately • Cutaway gable option should only be specified in side-to-side overhead applications, as standalone units are not stable with cutaway gables	60 x 16 x 36"	KOF6036.E.AL	□□	□□□	□□□	□□□	160.0#	$ 2517
		66 x 16 x 36"	KOF6636.E.AL	□□	□□□	□□□	□□□	170.0#	2602
		72 x 16 x 36"	KOF7236.E.AL	□□	□□□	□□□	□□□	185.0#	2688
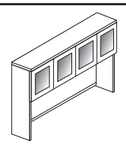 AEOVD	**Overhead-43" High, Frosted Glass Doors** • 1-1/2" top/choice of three edge styles • 24" clearance above desktop/43" high • 13-3/4" internal height clearance • Full-width concealed cable pass through 1-3/4" high • Closed overheads standard without pulls, non-locking; pulls and locks cannot be specified • Tackboards and paper sorters specified separately • Cutaway gable option should only be specified in side-to-side overhead applications, as standalone units are not stable with cutaway gables	60 x 16 x 43"	KOF6043.E.AL	□□	□□□	□□□	□□□	170.0#	$ 2777
		66 x 16 x 43"	KOF6643.E.AL	□□	□□□	□□□	□□□	180.0#	2865
		72 x 16 x 43"	KOF7243.E.AL	□□	□□□	□□□	□□□	190.0#	2946
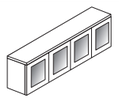 AEOVD	**Overhead-Wall Mount, Frosted Glass Doors** • 1-1/2" top/choice of three edge styles • 13-3/4" internal height clearance • Full-width concealed cable pass through 1-3/4" high • Closed overheads std without pulls, non-locking; pulls/locks cannot be specified • Attachment hardware included • Paper sorter insert not available	60 x 17 x 18"	KWMOF60.E.AL	□□		□□□	□□□	133.0#	$ 2517
		66 x 17 x 18"	KWMOF66.E.AL	□□		□□□	□□□	144.0#	2602
		72 x 17 x 18"	KWMOF72.E.AL	□□		□□□	□□□	155.0#	2688
				Ⓑ	Ⓒ	Ⓓ	Ⓔ		

HOW TO ORDER

Indicate the following information on order form:
1. Quantity of each item.
2. Model number, including options. See "How To Build a Model Number".
3. Any special service required.

Note: • The □ indicates that a choice is required.
- The absence of the □ indicates that no choice is required.
- Alpha-numeric characters in place of □ indicate that no other alternatives are available.

HOW TO BUILD A MODEL NUMBER

Ⓐ Select basic model.

Ⓑ Select edge style.

F	- Flat edge
P3	- Three wave profile edge
P4	- Four wave profile edge

Ⓒ Select cutaway gable option.

CGN	- No Cutaway gable (standard)
CGL	- Cutaway gable left; add $90
CGR	- Cutaway gable right; add $90
CLR	- Cutaway gable left and right; add $183

Ⓓ Select horizontal surface finish.
Refer to the **Product Color Options** page in this price list.

Ⓔ Select vertical surface finish.
Refer to the **Product Color Options** page in this price list.

SPECIAL SERVICES

Special Carton Marking

With specially marked information N/C

Shipping

Ships **assembled, FOB KI-Aristotle Brampton, ON L6T 5T6, freight prepaid.** Freight class 85.

Specifications and prices are subject to change without prior notice.

Aristotle® Executive Storage
Overheads-Sliding Frosted Acrylic Doors

Aristotle® Executive Storage
Overheads-Sliding Frosted Acrylic Doors

	MODEL	W x D x H	MODEL NUMBER Basic Model	Edge Style	Cutaway Gable Option	Horizontal Surface Finish	Vertical Surface Finish	Approx. Packaged Weight	Delivered Pricing
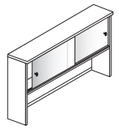 AEOVD	**Overhead-36" High, Sliding Frosted Acrylic Doors** • 1-1/2" top with choice of three edge styles • 17-1/2" clearance above desktop and 36" high • 13-3/4" internal height clearance • Full-width concealed cable pass through 1-3/4" high • Lock option not available • Aluminum knob pulls standard • Cutaway gable option should only be specified in side-to-side overhead applications, as standalone units are not stable with cutaway gables	42 x 16 x 36"	KOSD4236.E	□□	□□□	□□□	□□□	130.0#	$ 1322
		48 x 16 x 36"	KOSD4836.E	□□	□□□	□□□	□□□	145.0#	1415
		54 x 16 x 36"	KOSD5436.E	□□	□□□	□□□	□□□	155.0#	1541
		60 x 16 x 36"	KOSD6036.E	□□	□□□	□□□	□□□	170.0#	1661
		66 x 16 x 36"	KOSD6636.E	□□	□□□	□□□	□□□	185.0#	1716
		72 x 16 x 36"	KOSD7236.E	□□	□□□	□□□	□□□	200.0#	1775
		78 x 16 x 36"	KOSD7836.E	□□	□□□	□□□	□□□	205.0#	1861
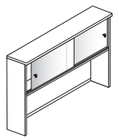 AEOVD	**Overhead-43" High, Sliding Frosted Acrylic Doors** • 1-1/2" top with choice of three edge styles • 24-1/2" clearance above desktop and 43" high • 13-3/4" internal height clearance • Full-width concealed cable pass through 1-3/4" high • Lock option not available • Aluminum knob pulls standard • Cutaway gable option should only be specified in side-to-side overhead applications, as standalone units are not stable with cutaway gables	42 x 16 x 43"	KOSD4243.E	□□	□□□	□□□	□□□	140.0#	$ 1576
		48 x 16 x 43"	KOSD4843.E	□□	□□□	□□□	□□□	155.0#	1674
		54 x 16 x 43"	KOSD5443.E	□□	□□□	□□□	□□□	165.0#	1796
		60 x 16 x 43"	KOSD6043.E	□□	□□□	□□□	□□□	180.0#	1915
		66 x 16 x 43"	KOSD6643.E	□□	□□□	□□□	□□□	195.0#	1969
		72 x 16 x 43"	KOSD7243.E	□□	□□□	□□□	□□□	205.0#	2028
		78 x 16 x 43"	KOSD7843.E	□□	□□□	□□□	□□□	215.0#	2116
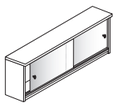 AEOVD	**Overhead-Wall Mount, Sliding Frosted Acrylic Doors** • 1-1/2" top with choice of three edge styles • 13-3/4" internal height clearance • Full-width concealed cable pass through 1-3/4" high • Lock option not available • Aluminum knob pulls standard • Attachment hardware included	42 x 17 x 18"	KWMOSD42.E	□□		□□□	□□□	103.0#	$ 1322
		48 x 17 x 18"	KWMOSD48.E	□□		□□□	□□□	121.0#	1415
		54 x 17 x 18"	KWMOSD54.E	□□		□□□	□□□	132.0#	1541
		60 x 17 x 18"	KWMOSD60.E	□□		□□□	□□□	143.0#	1661
		66 x 17 x 18"	KWMOSD66.E	□□		□□□	□□□	154.0#	1716
		72 x 17 x 18"	KWMOSD72.E	□□		□□□	□□□	165.0#	1775
		78 x 17 x 18"	KWMOSD78.E	□□		□□□	□□□	176.0#	1861
			Ⓐ	Ⓑ	Ⓒ	Ⓓ	Ⓔ		

HOW TO ORDER

Indicate the following information on order form:
1. Quantity of each item.
2. Model number, including options. See "How To Build a Model Number".
3. Any special service required.

Note: • The □ indicates that a choice is required.
- The absence of the □ indicates that no choice is required.
- Alpha-numeric characters in place of □ indicate that no other alternatives are available.

HOW TO BUILD A MODEL NUMBER

Ⓐ Select basic model.

Ⓑ Select edge style.

F	- Flat edge
P3	- Three wave profile edge
P4	- Four wave profile edge

Ⓒ Select cutaway gable option.

CGN	- No Cutaway gable (standard)
CGL	- Cutaway gable left; add $90
CGR	- Cutaway gable right; add $90
CLR	- Cutaway gable left and right; add $183

Ⓓ Select horizontal surface finish.
Refer to the **Product Color Options** page in this price list.

Ⓔ Select vertical surface finish.
Refer to the **Product Color Options** page in this price list.

SPECIAL SERVICES

Special Carton Marking

With specially marked information	N/C

Shipping

Ships **assembled, FOB KI-Aristotle Brampton, ON L6T 5T6, freight prepaid.** Freight class 85.

Specifications and prices are subject to change without prior notice.

Aristotle® Executive Storage
Open Corner Overhead

Aristotle® Executive Storage
Open Corner Overhead

	MODEL	W x D x H	MODEL NUMBER: Basic Model	Edge Style	Cutaway Gable Option	Horizontal Surface Finish	Vertical Surface Finish	Approx. Packaged Weight	Delivered Pricing
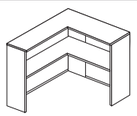 AEOVD	**Open Corner Overhead, 36" High** • 1-1/2" top with choice of three edge styles • 17-1/2" clearance above desktop and 65" installed height • 13-3/4" internal height clearance • Full-width concealed cable pass through 1-3/4" high • Ships assembled in two cartons • Cutaway gable option should only be specified in side-to-side overhead applications, as standalone units are not stable with cutaway gables	36 x 16 x 36"	KOCS3636.E	□□	□□□	□□□	□□□	150.0#	$ 1600
		42 x 16 x 36"	KOCS4236.E	□□	□□□	□□□	□□□	165.0#	1679
		48 x 16 x 36"	KOCS4836.E	□□	□□□	□□□	□□□	180.0#	1897
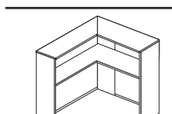 AEOVD	**Open Corner Overhead, 43" High** • 1-1/2" top with choice of three edge styles • 24" clearance above desktop and 72" installed height • 13-3/4" internal height clearance • Full-width concealed cable pass through 1-3/4" high • Ships assembled in two cartons • Cutaway gable option should only be specified in side-to-side overhead applications, as standalone units are not stable with cutaway gables	36 x 16 x 43"	KOCS3643.E	□□	□□□	□□□	□□□	170.0#	$ 1960
		42 x 16 x 43"	KOCS4243.E	□□	□□□	□□□	□□□	185.0#	2000
		48 x 16 x 43"	KOCS4843.E	□□	□□□	□□□	□□□	200.0#	2118
			Ⓐ	Ⓑ	Ⓒ	Ⓓ	Ⓔ		

HOW TO ORDER

Indicate the following information on order form:
1. Quantity of each item.
2. Model number, including options. See "How To Build a Model Number".
3. Any special service required.

Note: • The □ indicates that a choice is required.
- The absence of the □ indicates that no choice is required.
- Alpha-numeric characters in place of □ indicate that no other alternatives are available.

HOW TO BUILD A MODEL NUMBER

Ⓐ Select basic model.

Ⓑ Select edge style.

F	- Flat edge
P3	- Three wave profile edge
P4	- Four wave profile edge

Ⓒ Select cutaway gable option.

CGN	- No Cutaway gable (standard)
CGL	- Cutaway gable left; add $90
CGR	- Cutaway gable right; add $90
CLR	- Cutaway gable left and right; add $183

Ⓓ Select horizontal surface finish.
Refer to the **Product Color Options** page in this price list.

Ⓔ Select vertical surface finish.
Refer to the **Product Color Options** page in this price list.

SPECIAL SERVICES

Special Carton Marking

With specially marked information	N/C

Shipping

Ships **assembled, FOB KI-Aristotle Brampton, ON L6T 5T6, freight prepaid.** Freight class 85.

Specifications and prices are subject to change without prior notice.

Aristotle® Executive Storage
Closed Corner Overhead

Aristotle® Executive Storage
Closed Corner Overhead

	MODEL	Features	W x D x H	MODEL NUMBER: Basic Model	Edge Style	Cutaway Gable Option	Horizontal Surface Finish	Vertical Surface Finish	Approx. Packaged Weight	Delivered Pricing
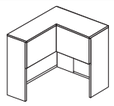 AEOVD	**Closed Corner Overhead, 36" High** • 1-1/2" top with choice of three edge styles • 17-1/2" clearance above desktop and 65" installed height • 13-3/4" internal height clearance • Full-width concealed cable pass through 1-3/4" high • Corner overheads with doors are non-locking only, standard with no pulls • Lock option not available • Tackboards and paper sorter specified separately • Ships assembled in two cartons • Cutaway gable option should only be specified in side-to-side overhead applications, as standalone units are not stable with cutaway gables	2 doors	36 x 16 x 36"	KOCD3636.E	□□	□□□	□□□	□□□	175.0#	$ 2120
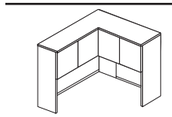 AEOVD	**Closed Corner Overhead, 36" High** • 1-1/2" top with choice of three edge styles • 17-1/2" clearance above desktop and 65" installed height • 13-3/4" internal height clearance • Full-width concealed cable pass through 1-3/4" high • Corner overheads with doors are non-locking only, standard with no pulls • Lock option not available • Tackboards and paper sorter specified separately • Ships assembled in two cartons • Cutaway gable option should only be specified in side-to-side overhead applications, as standalone units are not stable with cutaway gables	4 doors	42 x 16 x 36"	KOCD4236.E	□□	□□□	□□□	□□□	190.0#	$ 2319
		4 doors	48 x 16 x 36"	KOCD4836.E	□□	□□□	□□□	□□□	210.0#	2584

Ⓐ Ⓑ Ⓒ Ⓓ Ⓔ

HOW TO ORDER

Indicate the following information on order form:
1. Quantity of each item.
2. Model number, including options. See "How To Build a Model Number".
3. Any special service required.

Note: • The □ indicates that a choice is required.
- The absence of the □ indicates that no choice is required.
- Alpha-numeric characters in place of □ indicate that no other alternatives are available.

HOW TO BUILD A MODEL NUMBER

Ⓐ Select basic model.

Ⓑ Select edge style.

F	- Flat edge
P3	- Three wave profile edge
P4	- Four wave profile edge

Ⓒ Select cutaway gable option.

CGN	- No Cutaway gable (standard)
CGL	- Cutaway gable left; add $90
CGR	- Cutaway gable right; add $90
CLR	- Cutaway gable left and right; add $183

Ⓓ Select horizontal surface finish.
Refer to the **Product Color Options** page in this price list.

Ⓔ Select vertical surface finish.
Refer to the **Product Color Options** page in this price list.

SPECIAL SERVICES

Special Carton Marking

With specially marked information	N/C

Shipping

Ships **assembled, FOB KI-Aristotle Brampton, ON L6T 5T6, freight prepaid.** Freight class 85.

Specifications and prices are subject to change without prior notice.

Aristotle® Executive Storage
Closed Corner Overhead

Aristotle® Executive Storage
Closed Corner Overhead

	MODEL	Features	W x D x H	MODEL NUMBER Basic Model	Edge Style	Cutaway Gable Option	Horizontal Surface Finish	Vertical Surface Finish	Approx. Packaged Weight	Delivered Pricing
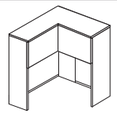 AEOVD	**Closed Corner Overhead, 43" High** • 1-1/2" top with choice of three edge styles • 24" clearance above desktop and 72" installed height • 13-3/4" internal height clearance • Full-width concealed cable pass through 1-3/4" high • Corner overheads with doors are non-locking only, standard with no pulls • Lock option not available • Tackboards and paper sorter specified separately • Ships assembled in two cartons • Cutaway gable option should only be specified in side-to-side overhead applications, as standalone units are not stable with cutaway gables	2 doors	36 x 16 x 43"	KOCD3643.E	□□	□□□	□□□	□□□	195.0#	$ 2360
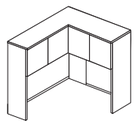 AEOVD	**Closed Corner Overhead, 43" High** • 1-1/2" top with choice of three edge styles • 24" clearance above desktop and 72" installed height • 13-3/4" internal height clearance • Full-width concealed cable pass through 1-3/4" high • Corner overheads with doors are non-locking only, standard with no pulls • Lock option not available • Tackboards and paper sorter specified separately • Ships assembled in two cartons • Cutaway gable option should only be specified in side-to-side overhead applications, as standalone units are not stable with cutaway gables	4 doors	42 x 16 x 43"	KOCD4243.E	□□	□□□	□□□	□□□	205.0#	$ 2540
		4 doors	48 x 16 x 43"	KOCD4843.E	□□	□□□	□□□	□□□	230.0#	2735

Ⓐ Ⓑ Ⓒ Ⓓ Ⓔ

HOW TO ORDER

Indicate the following information on order form:
1. Quantity of each item.
2. Model number, including options. See "How To Build a Model Number".
3. Any special service required.

Note: • The □ indicates that a choice is required.
- The absence of the □ indicates that no choice is required.
- Alpha-numeric characters in place of □ indicate that no other alternatives are available.

HOW TO BUILD A MODEL NUMBER

Ⓐ Select basic model.

Ⓑ Select edge style.

F	- Flat edge
P3	- Three wave profile edge
P4	- Four wave profile edge

Ⓒ Select cutaway gable option.

CGN	- No Cutaway gable (standard)
CGL	- Cutaway gable left; add $90
CGR	- Cutaway gable right; add $90
CLR	- Cutaway gable left and right; add $183

Ⓓ Select horizontal surface finish.
Refer to the **Product Color Options** page in this price list.

Ⓔ Select vertical surface finish.
Refer to the **Product Color Options** page in this price list.

SPECIAL SERVICES

Special Carton Marking

With specially marked information	N/C

Shipping

Ships **assembled, FOB KI-Aristotle Brampton, ON L6T 5T6, freight prepaid.** Freight class 85.

Specifications and prices are subject to change without prior notice.

Aristotle® Executive Storage
Gallery Reception Desks

Aristotle® Executive Storage
Gallery Reception Desks

	MODEL	W x D x H	MODEL NUMBER Basic Model	Edge Style	Horizontal Surface Finish	Vertical Surface Finish	Approx. Packaged Weight	Delivered Pricing
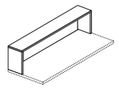 AEGRD	**Reception Gallery** • 1-1/2" top with choice of three edge styles • Transaction top is 12" deep • Installed height is 45" • Clearance above desk top is 14" • Desk specified separately	24 x 12 x 15-1/2"	KOSG24.E	□□	□□□	□□□	30.0#	$ 587
		30 x 12 x 15-1/2"	KOSG30.E	□□	□□□	□□□	35.0#	605
		36 x 12 x 15-1/2"	KOSG36.E	□□	□□□	□□□	40.0#	667
		42 x 12 x 15-1/2"	KOSG42.E	□□	□□□	□□□	45.0#	698
		48 x 12 x 15-1/2"	KOSG48.E	□□	□□□	□□□	50.0#	723
		54 x 12 x 15-1/2"	KOSG54.E	□□	□□□	□□□	55.0#	803
		60 x 12 x 15-1/2"	KOSG60.E	□□	□□□	□□□	60.0#	837
		66 x 12 x 15-1/2"	KOSG66.E	□□	□□□	□□□	65.0#	859
		72 x 12 x 15-1/2"	KOSG72.E	□□	□□□	□□□	70.0#	1005
		78 x 12 x 15-1/2"	KOSG78.E	□□	□□□	□□□	75.0#	1076
		84 x 12 x 15-1/2"	KOSG84.E	□□	□□□	□□□	80.0#	1096
		96 x 12 x 15-1/2"	KOSG96.E	□□	□□□	□□□	90.0#	1155
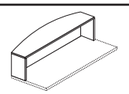 AEGRD	**Bow Front Reception Gallery** • 1-1/2" top with choice of three edge styles • Transaction top is 18" deep with 6" overhang • Installed height is 45" • Clearance above desk top is 14" • Desk specified separately	24 x 18 x 15-1/2"	KBOSG24.E	□□	□□□	□□□	40.0#	$ 667
		30 x 18 x 15-1/2"	KBOSG30.E	□□	□□□	□□□	45.0#	683
		36 x 18 x 15-1/2"	KBOSG36.E	□□	□□□	□□□	55.0#	746
		42 x 18 x 15-1/2"	KBOSG42.E	□□	□□□	□□□	60.0#	775
		48 x 18 x 15-1/2"	KBOSG48.E	□□	□□□	□□□	65.0#	803
		54 x 18 x 15-1/2"	KBOSG54.E	□□	□□□	□□□	70.0#	894
		60 x 18 x 15-1/2"	KBOSG60.E	□□	□□□	□□□	80.0#	916
		66 x 18 x 15-1/2"	KBOSG66.E	□□	□□□	□□□	85.0#	939
		72 x 18 x 15-1/2"	KBOSG72.E	□□	□□□	□□□	90.0#	1082
		78 x 18 x 15-1/2"	KBOSG78.E	□□	□□□	□□□	95.0#	1153
		84 x 18 x 15-1/2"	KBOSG84.E	□□	□□□	□□□	105.0#	1173
		96 x 18 x 15-1/2"	KBOSG96.E	□□	□□□	□□□	115.0#	1232
			Ⓐ	Ⓑ	Ⓒ	Ⓓ		

HOW TO ORDER

Indicate the following information on order form:
1. Quantity of each item.
2. Model number, including options. See "How To Build a Model Number".
3. Any special service required.

Note: • The □ indicates that a choice is required.
- The absence of the □ indicates that no choice is required.
- Alpha-numeric characters in place of □ indicate that no other alternatives are available.

HOW TO BUILD A MODEL NUMBER

Ⓐ Select basic model.

Ⓑ Select edge style.

F	- Flat edge
P3	- Three wave profile edge
P4	- Four wave profile edge

Ⓒ Select horizontal surface finish.
Refer to the **Product Color Options** page in this price list.

Ⓓ Select vertical surface finish.
Refer to the **Product Color Options** page in this price list.

SPECIAL SERVICES

Special Carton Marking

With specially marked information	N/C

Shipping

Ships **knocked down, FOB KI-Aristotle Brampton, ON L6T 5T6, freight prepaid.** Freight class 85.

Specifications and prices are subject to change without prior notice.

Aristotle® Executive Storage
Gallery Reception Desks

Aristotle® Executive Storage
Gallery Reception Desks

	MODEL	W x D x H	MODEL NUMBER: Basic Model	Edge Style	Horizontal Surface Finish	Vertical Surface Finish	Approx. Packaged Weight	Delivered Pricing
 AEGRD	**Corner Reception Gallery - 36"x36"** • 1-1/2" top with choice of three edge styles • Transaction top is 9" deep with 12" corners • Installed height is 45" • Clearance above desk top is 14" • Desk specified separately	36 x 36 x 15-1/2"	KOSGC36.E	□□	□□□	□□□	45.0#	$ 1216
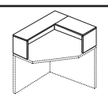 AEGRD	**Corner Reception Gallery - 42"x42"** • 1-1/2" top with choice of three edge styles • Transaction top is 9" deep with 12" corners • Installed height is 45" • Clearance above desk top is 14" • Desk specified separately	42 x 42 x 15-1/2"	KOSGC42.E	□□	□□□	□□□	55.0#	$ 1268
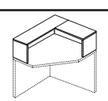 AEGRD	**Corner Reception Gallery - 48"x48"** • 1-1/2" top with choice of three edge styles • Transaction top is 9" deep with 12" corners • Installed height is 45" • Clearance above desk top is 14" • Desk specified separately	48 x 48 x 15-1/2"	KOSGC48.E	□□	□□□	□□□	65.0#	$ 1322
			Ⓐ	Ⓑ	Ⓒ	Ⓓ		

HOW TO ORDER

Indicate the following information on order form:
1. Quantity of each item.
2. Model number, including options. See "How To Build a Model Number".
3. Any special service required.

Note: • The □ indicates that a choice is required.
- The absence of the □ indicates that no choice is required.
- Alpha-numeric characters in place of □ indicate that no other alternatives are available.

HOW TO BUILD A MODEL NUMBER

Ⓐ Select basic model.

Ⓑ Select edge style.

F	- Flat edge
P3	- Three wave profile edge
P4	- Four wave profile edge

Ⓒ Select horizontal surface finish.
Refer to the **Product Color Options** page in this price list.

Ⓓ Select vertical surface finish.
Refer to the **Product Color Options** page in this price list.

SPECIAL SERVICES

Special Carton Marking

With specially marked information	N/C

Shipping

Ships **knocked down, FOB KI-Aristotle Brampton, ON L6T 5T6, freight prepaid.** Freight class 85.

Specifications and prices are subject to change without prior notice.

Aristotle® Executive Storage
Extended Corner Reception Gallery

Aristotle® Executive Storage
Extended Corner Reception Gallery

	MODEL	W x D x H	MODEL NUMBER Basic Model	Edge Style	Horizontal Surface Finish	Vertical Surface Finish	Approx. Packaged Weight	Delivered Pricing
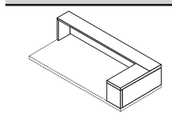 AEGRD	**Extended Corner Reception Gallery-24", Left** • 1-1/2" top with choice of three edge styles • Transaction top is 9" deep with 12" corners • Installed height is 45" • Clearance above desk top is 14" • Desk specified separately	60 x 24 x 15-1/2"	KOSGCL6024.E	□□	□□□	□□□	80.0#	$ 1194
		66 x 24 x 15-1/2"	KOSGCL6624.E	□□	□□□	□□□	85.0#	1204
		72 x 24 x 15-1/2"	KOSGCL7224.E	□□	□□□	□□□	95.0#	1216
		84 x 24 x 15-1/2"	KOSGCL8424.E	□□	□□□	□□□	105.0#	1251
		96 x 24 x 15-1/2"	KOSGCL9624.E	□□	□□□	□□□	115.0#	1280
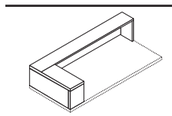 AEGRD	**Extended Corner Reception Gallery-24", Right** • 1-1/2" top with choice of three edge styles • Transaction top is 9" deep with 12" corners • Installed height is 45" • Clearance above desk top is 14" • Desk specified separately	60 x 24 x 15-1/2"	KOSGCR6024.E	□□	□□□	□□□	80.0#	$ 1194
		66 x 24 x 15-1/2"	KOSGCR6624.E	□□	□□□	□□□	85.0#	1204
		84 x 24 x 15-1/2"	KOSGCR8424.E	□□	□□□	□□□	105.0#	1216
		96 x 24 x 15-1/2"	KOSGCR9624.E	□□	□□□	□□□	115.0#	1251
		72 x 24 x 15-1/2"	KOSGCR7224.E	□□	□□□	□□□	95.0#	1280
			Ⓐ	Ⓑ	Ⓒ	Ⓓ		

HOW TO ORDER

Indicate the following information on order form:
1. Quantity of each item.
2. Model number, including options. See "How To Build a Model Number".
3. Any special service required.

Note: • The □ indicates that a choice is required.
- The absence of the □ indicates that no choice is required.
- Alpha-numeric characters in place of □ indicate that no other alternatives are available.

HOW TO BUILD A MODEL NUMBER

Ⓐ Select basic model.

Ⓑ Select edge style.

F	- Flat edge
P3	- Three wave profile edge
P4	- Four wave profile edge

Ⓒ Select horizontal surface finish.
Refer to the **Product Color Options** page in this price list.

Ⓓ Select vertical surface finish.
Refer to the **Product Color Options** page in this price list.

SPECIAL SERVICES

Special Carton Marking

With specially marked information	N/C

Shipping

Ships **knocked down, FOB KI-Aristotle Brampton, ON L6T 5T6, freight prepaid.** Freight class 85.

Specifications and prices are subject to change without prior notice.

Aristotle® Executive Storage
Extended Corner Reception Gallery

Aristotle® Executive Storage
Extended Corner Reception Gallery

	MODEL	W x D x H	MODEL NUMBER Basic Model	Edge Style	Horizontal Surface Finish	Vertical Surface Finish	Approx. Packaged Weight	Delivered Pricing
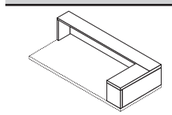 AEGRD	**Extended Corner Reception Gallery-30", Left** • 1-1/2" top with choice of three edge styles • Transaction top is 9" deep with 12" corners • Installed height is 45" • Clearance above desk top is 14" • Desk specified separately	60 x 30 x 15-1/2"	KOSGCL6030.E	□□	□□□	□□□	85.0#	$ 1216
		66 x 30 x 15-1/2"	KOSGCL6630.E	□□	□□□	□□□	90.0#	1230
		72 x 30 x 15-1/2"	KOSGCL7230.E	□□	□□□	□□□	100.0#	1251
		84 x 30 x 15-1/2"	KOSGCL8430.E	□□	□□□	□□□	110.0#	1280
		96 x 30 x 15-1/2"	KOSGCL9630.E	□□	□□□	□□□	120.0#	1314
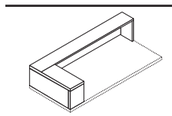 AEGRD	**Extended Corner Reception Gallery-30", Right** • 1-1/2" top with choice of three edge styles • Transaction top is 9" deep with 12" corners • Installed height is 45" • Clearance above desk top is 14" • Desk specified separately	60 x 30 x 15-1/2"	KOSGCR6030.E	□□	□□□	□□□	85.0#	$ 1216
		66 x 30 x 15-1/2"	KOSGCR6630.E	□□	□□□	□□□	90.0#	1230
		72 x 30 x 15-1/2"	KOSGCR7230.E	□□	□□□	□□□	100.0#	1251
		84 x 30 x 15-1/2"	KOSGCR8430.E	□□	□□□	□□□	110.0#	1280
		96 x 30 x 15-1/2"	KOSGCR9630.E	□□	□□□	□□□	120.0#	1314
			Ⓐ	Ⓑ	Ⓒ	Ⓓ		

HOW TO ORDER

Indicate the following information on order form:
1. Quantity of each item.
2. Model number, including options. See "How To Build a Model Number".
3. Any special service required.

Note: • The □ indicates that a choice is required.
- The absence of the □ indicates that no choice is required.
- Alpha-numeric characters in place of □ indicate that no other alternatives are available.

HOW TO BUILD A MODEL NUMBER

Ⓐ Select basic model.

Ⓑ Select edge style.

F	- Flat edge
P3	- Three wave profile edge
P4	- Four wave profile edge

Ⓒ Select horizontal surface finish.
Refer to the **Product Color Options** page in this price list.

Ⓓ Select vertical surface finish.
Refer to the **Product Color Options** page in this price list.

SPECIAL SERVICES

Special Carton Marking

With specially marked information	N/C

Shipping

Ships **knocked down, FOB KI-Aristotle Brampton, ON L6T 5T6, freight prepaid.** Freight class 85.

Specifications and prices are subject to change without prior notice.

Aristotle® Executive Storage
Extended Corner Reception Gallery

Aristotle® Executive Storage
Extended Corner Reception Gallery

	MODEL	W x D x H	MODEL NUMBER Basic Model	Edge Style	Horizontal Surface Finish	Vertical Surface Finish	Approx. Packaged Weight	Delivered Pricing
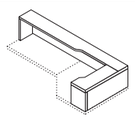 AEGRD	**Extended Corner Reception Gallery-36", Left** • 1-1/2" top with choice of three edge styles • Transaction top is 9" deep with 12" corners • Installed height is 45" • Clearance above desk top is 14" • Desk specified separately	60 x 36 x 15-1/2"	KOSGCL6036.E	□□	□□□	□□□	90.0#	$ 1251
		66 x 36 x 15-1/2"	KOSGCL6636.E	□□	□□□	□□□	95.0#	1267
		72 x 36 x 15-1/2"	KOSGCL7236.E	□□	□□□	□□□	105.0#	1280
		84 x 36 x 15-1/2"	KOSGCL8436.E	□□	□□□	□□□	115.0#	1314
		96 x 36 x 15-1/2"	KOSGCL9636.E	□□	□□□	□□□	125.0#	1339
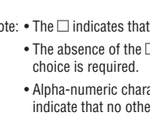 AEGRD	**Extended Corner Reception Gallery-36", Right** • 1-1/2" top with choice of three edge styles • Transaction top is 9" deep with 12" corners • Installed height is 45" • Clearance above desk top is 14" • Desk specified separately	60 x 36 x 15-1/2"	KOSGCR6036.E	□□	□□□	□□□	90.0#	$ 1251
		66 x 36 x 15-1/2"	KOSGCR6636.E	□□	□□□	□□□	95.0#	1267
		72 x 36 x 15-1/2"	KOSGCR7236.E	□□	□□□	□□□	105.0#	1280
		84 x 36 x 15-1/2"	KOSGCR8436.E	□□	□□□	□□□	115.0#	1314
		96 x 36 x 15-1/2"	KOSGCR9636.E	□□	□□□	□□□	125.0#	1339
			Ⓐ	Ⓑ	Ⓒ	Ⓓ		

HOW TO ORDER

Indicate the following information on order form:
1. Quantity of each item.
2. Model number, including options. See "How To Build a Model Number".
3. Any special service required.

Note: • The □ indicates that a choice is required.
- The absence of the □ indicates that no choice is required.
- Alpha-numeric characters in place of □ indicate that no other alternatives are available.

HOW TO BUILD A MODEL NUMBER

Ⓐ Select basic model.

Ⓑ Select edge style.

F	- Flat edge
P3	- Three wave profile edge
P4	- Four wave profile edge

Ⓒ Select horizontal surface finish.
Refer to the **Product Color Options** page in this price list.

Ⓓ Select vertical surface finish.
Refer to the **Product Color Options** page in this price list.

SPECIAL SERVICES

Special Carton Marking

With specially marked information	N/C

Shipping

Ships **knocked down, FOB KI-Aristotle Brampton, ON L6T 5T6, freight prepaid.** Freight class 85.

Specifications and prices are subject to change without prior notice.

Aristotle® Executive Storage
Extended Corner Reception Gallery

Aristotle® Executive Storage
Extended Corner Reception Gallery

	MODEL	W x D x H	MODEL NUMBER Basic Model	Edge Style	Horizontal Surface Finish	Vertical Surface Finish	Approx. Packaged Weight	Delivered Pricing
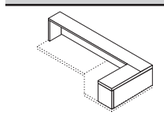 AEGRD	**Extended Corner Reception Gallery-42", Left** • 1-1/2" top with choice of three edge styles • Transaction top is 9" deep with 12" corners • Installed height is 45" • Clearance above desk top is 14" • Desk specified separately	66 x 42 x 15-1/2"	KOSGCL6642.E	□□	□□□	□□□	100.0#	$ 1292
		72 x 42 x 15-1/2"	KOSGCL7242.E	□□	□□□	□□□	110.0#	1311
		84 x 42 x 15-1/2"	KOSGCL8442.E	□□	□□□	□□□	120.0#	1339
		96 x 42 x 15-1/2"	KOSGCL9642.E	□□	□□□	□□□	130.0#	1373
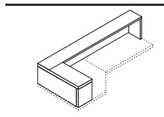 AEGRD	**Extended Corner Reception Gallery-42", Right** • 1-1/2" top with choice of three edge styles • Transaction top is 9" deep with 12" corners • Installed height is 45" • Clearance above desk top is 14" • Desk specified separately	66 x 42 x 15-1/2"	KOSGCR6642.E	□□	□□□	□□□	100.0#	$ 1292
		72 x 42 x 15-1/2"	KOSGCR7242.E	□□	□□□	□□□	110.0#	1311
		84 x 42 x 15-1/2"	KOSGCR8442.E	□□	□□□	□□□	120.0#	1339
		96 x 42 x 15-1/2"	KOSGCR9642.E	□□	□□□	□□□	130.0#	1373
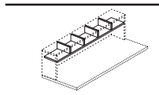 AROVD	**Reception Gallery Paper Sorter Insert** • Field installed • Not compatible with corner galleries • Not compatible with tackboards • 3-1/4" clearance in cubbies • Reception gallery specified separately	22 x 11 x 4-1/2"	KGPS24.H		□□□	□□□	14.0#	$ 476
		28 x 11 x 4-1/2"	KGPS30.H		□□□	□□□	17.0#	507
		34 x 11 x 4-1/2"	KGPS36.H		□□□	□□□	20.0#	537
		40 x 11 x 4-1/2"	KGPS42.H		□□□	□□□	23.0#	567
		46 x 11 x 4-1/2"	KGPS48.H		□□□	□□□	26.0#	600
		52 x 11 x 4-1/2"	KGPS54.H		□□□	□□□	29.0#	630
		58 x 11 x 4-1/2"	KGPS60.H		□□□	□□□	32.0#	662
		64 x 11 x 4-1/2"	KGPS66.H		□□□	□□□	35.0#	692
		70 x 11 x 4-1/2""	KGPS72.H		□□□	□□□	38.0#	725
		76 x 11 x 4-1/2"	KGPS78.H		□□□	□□□	41.0#	760

Ⓐ Ⓑ Ⓒ Ⓓ

HOW TO ORDER

Indicate the following information on order form:
1. Quantity of each item.
2. Model number, including options. See "How To Build a Model Number".
3. Any special service required.

Note: • The □ indicates that a choice is required.
- The absence of the □ indicates that no choice is required.
- Alpha-numeric characters in place of □ indicate that no other alternatives are available.

HOW TO BUILD A MODEL NUMBER

Ⓐ Select basic model.

Ⓑ Select edge style.

F	- Flat edge
P3	- Three wave profile edge
P4	- Four wave profile edge

Ⓒ Select horizontal surface finish.
Refer to the **Product Color Options** page in this price list.

Ⓓ Select vertical surface finish.
Refer to the **Product Color Options** page in this price list.

SPECIAL SERVICES

Special Carton Marking

With specially marked information N/C

Shipping

Ships **knocked down, FOB KI-Aristotle Brampton, ON L6T 5T6, freight prepaid.** Freight class 85.

Specifications and prices are subject to change without prior notice.

Aristotle® Executive Storage
Hanging Pedestals

Aristotle® Executive Storage
Hanging Pedestals

	MODEL	W x D x H	MODEL NUMBER: Basic Model	Vertical Surface Finish	Pull Option	Key Option	Approx. Packaged Weight	Delivered Pricing
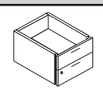 AEHPD	**Hanging Pedestal-Box/Box** • Standard with all drawers locking • Pencil tray standard in upper box drawer	15-1/2 x 19 x 14"	KH2B.E	□□□	□□□□	□□	40.0#	$ 744
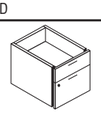 AEHPD	**Hanging Pedestal-Box/File** • Standard with both drawers locking • File drawer accommodates letter/legal filing • Pencil tray standard in box drawer	15-1/2 x 19 x 19"	KHBF.E	□□□	□□□□	□□	55.0#	$ 856
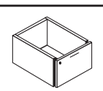 AEHPD	**Hanging Pedestal-File** • Standard with all drawers locking • File drawer accommodates letter/legal filing	15-1/2 x 19 x 14"	KHF.E	□□□	□□□□	□□	45.0#	$ 695
			Ⓐ	Ⓑ	Ⓒ	Ⓓ		

HOW TO ORDER

Indicate the following information on order form:
1. Quantity of each item.
2. Model number, including options. See "How To Build a Model Number".
3. Any special service required.

Note: • The □ indicates that a choice is required.
- The absence of the □ indicates that no choice is required.
- Alpha-numeric characters in place of □ indicate that no other alternatives are available.

HOW TO BUILD A MODEL NUMBER

Ⓐ Select basic model.

Ⓑ Select vertical surface finish.
Refer to the **Product Color Options** page in this price list.

Ⓒ Select pull option.

BPA	- Silver bar pull (1)
BPA2	- Silver bar pull (2)
KIB	- Waterfall black pull (1)
KIB2	- Waterfall black pull (2)
KIS	- Waterfall silver pull (1)
KIS2	- Waterfall silver pull (2)
RCP	- Rectangular silver pull (1)
RCP2	- Rectangular silver pull (2)

Ⓓ Select key option.

KA	- Key alike
KS	- Key standard

SPECIAL SERVICES

Special Carton Marking

With specially marked information N/C

Shipping

Ships **assembled, FOB KI-Aristotle Brampton, ON L6T 5T6, freight prepaid.** Freight class 85.

Specifications and prices are subject to change without prior notice.

Aristotle® Executive Storage
Full Height Pedestals

Aristotle® Executive Storage
Full Height Pedestals

	MODEL	W x D x H	MODEL NUMBER: Basic Model (A)	Vertical Surface Finish (B)	Pull Option (C)	Key Option (D)	Approx. Packaged Weight	Delivered Pricing
 AEHPD	**Full Height Pedestal-Box/Box/File** • Standard with all drawers locking • Pencil tray standard in upper box drawer • File drawer accommodates letter/legal filing	15-1/2 x 19 x 28"	KF2BF.E	□□□	□□□□	□□	85.0#	$ 1125
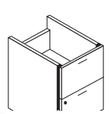 AEHPD	**Full Height Pedestal-File/File** • Standard with all drawers locking • File drawer accommodates letter/legal filing	15-1/2 x 19 x 28"	KF2F.E	□□□	□□□□	□□	85.0#	$ 1125
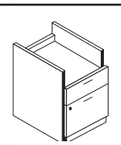 AEHPD	**Full Height Pedestal-Shelf/Box/File** • Standard with both drawers locking • Pencil tray standard in box drawer • File drawer accommodates letter/legal filing	15-1/2 x 19 x 28"	KFSBF.E	□□□	□□□□	□□	80.0#	$ 1125

Ⓐ Ⓑ Ⓒ Ⓓ

HOW TO ORDER

Indicate the following information on order form:
1. Quantity of each item.
2. Model number, including options. See "How To Build a Model Number".
3. Any special service required.

Note: • The □ indicates that a choice is required.
- The absence of the □ indicates that no choice is required.
- Alpha-numeric characters in place of □ indicate that no other alternatives are available.

HOW TO BUILD A MODEL NUMBER

Ⓐ Select basic model.

Ⓑ Select vertical surface finish.
Refer to the **Product Color Options** page in this price list.

Ⓒ Select pull option.

BPA2	- Silver bar pull (2)
BPA3	- Silver bar pull (3)
KIB2	- Waterfall black pull (2)
KIB3	- Waterfall black pull (3)
KIS2	- Waterfall silver pull (2)
KIS3	- Waterfall silver pull (3)
RCP2	- Rectangular silver pull (2)
RCP3	- Rectangular silver pull (3)

Ⓓ Select key option.

KA	- Key alike
KS	- Key standard

SPECIAL SERVICES

Special Carton Marking

With specially marked information	N/C

Shipping
Ships **assembled, FOB KI-Aristotle Brampton, ON L6T 5T6, freight prepaid.** Freight class 85.

Specifications and prices are subject to change without prior notice.

Aristotle® Executive Storage
Mobile Pedestals

Aristotle® Executive Storage
Mobile Pedestals

	MODEL	W x D x H	MODEL NUMBER: Basic Model	Horizontal Surface Finish	Vertical Surface Finish	Pull Option	Key Option	Approx. Packaged Weight	Delivered Pricing
 AEHPD	**Mobile Pedestal-Box/File** • 5/8" thick top • Standard with both drawers locking • File drawer accommodates letter/legal filing • Pencil tray standard in box drawer • 5 wheel anti-tip feature standard	15-1/2 x 19 x 21-1/2"	KMBF.E	□□□	□□□	□□□□	□□	80.0#	$ 1125
 AEHPD	**Mobile Pedestal-Box/Box/File** • 5/8" thick top • Standard with all drawers locking • File drawer accommodates letter/legal filing • Pencil tray standard in upper box drawer • 5 wheel anti-tip feature standard	15-1/2 x 19 x 27-3/4"	KM2BF.E	□□□	□□□	□□□□	□□	95.0#	$ 1246
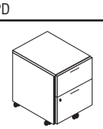 AEHPD	**Full Height Pedestal-File/File** • 5/8" thick top • Standard with all drawers locking • File drawer accommodates letter/legal filing • 5 wheel anti-tip feature standard	15-1/2 x 19 x 27-3/4"	KM2F.E	□□□	□□□	□□□□	□□	95.0#	$ 1246
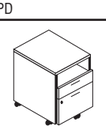 AEHPD	**Mobile Pedestal-Shelf/Box/File** • 5/8" thick top • Standard with both drawers locking • File drawer accommodates letter/legal filing • Pencil tray standard in box drawer • 5 wheel anti-tip feature standard	15-1/2 x 19 x 27-3/4"	KMSBF.E	□□□	□□□	□□□□	□□	95.0#	$ 1246

Ⓐ Ⓑ Ⓒ Ⓓ Ⓔ

HOW TO ORDER

Indicate the following information on order form:
1. Quantity of each item.
2. Model number, including options. See "How To Build a Model Number".
3. Any special service required.

Note: • The □ indicates that a choice is required.
- The absence of the □ indicates that no choice is required.
- Alpha-numeric characters in place of □ indicate that no other alternatives are available.

HOW TO BUILD A MODEL NUMBER

Ⓐ Select basic model.

Ⓑ Select horizontal surface finish.
Refer to the **Product Color Options** page in this price list.

Ⓒ Select vertical surface finish.
Refer to the **Product Color Options** page in this price list.

Ⓓ Select pull option.

BPA2	- Silver bar pull (2)
BPA3	- Silver bar pull (3)
KIB2	- Waterfall black pull (2)
KIB3	- Waterfall black pull (3)
KIS2	- Waterfall silver pull (2)
KIS3	- Waterfall silver pull (3)
RCP2	- Rectangular silver pull (2)
RCP3	- Rectangular silver pull (3)

Ⓔ Select key option.

KA	- Key alike
KS	- Key standard

SPECIAL SERVICES

Special Carton Marking

With specially marked information N/C

Shipping

Ships **assembled, FOB KI-Aristotle Brampton, ON L6T 5T6, freight prepaid.** Freight class 85.

Specifications and prices are subject to change without prior notice.

Aristotle® Executive Storage
Lateral Files-Under Desk

Aristotle® Executive Storage
Lateral Files-Under Desk

	MODEL	W x D x H	MODEL NUMBER Basic Model	Vertical Surface Finish	Pull Option	Key Option	Approx. Packaged Weight	Delivered Pricing
 AEHPD	**Lateral File-Two Drawer Under Desk** • Fits below 20, 24, or 30" deep desk shell • Vertical grain standard on fronts • Accommodates letter and legal filing • Steel drawers with heavy duty full extension ball bearing slides • Locking • Units feature bottom toe kick • Intended for use within office, and complementary to adjacent storage pieces	30 x 19 x 28"	KLFT30.E	□□□	□□□□	□□	105.0#	$ 1639
		36 x 19 x 28"	KLFT36.E	□□□	□□□□	□□	125.0#	1684
				Ⓑ	Ⓒ	Ⓓ		

HOW TO ORDER

Indicate the following information on order form:
1. Quantity of each item.
2. Model number, including options. See "How To Build a Model Number".
3. Any special service required.

Note: • The □ indicates that a choice is required.
• The absence of the □ indicates that no choice is required.
• Alpha-numeric characters in place of □ indicate that no other alternatives are available.

HOW TO BUILD A MODEL NUMBER

Ⓐ Select basic model.

Ⓑ Select vertical surface finish.
Refer to the **Product Color Options** page in this price list.

Ⓒ Select pull option.

BPA2	- Silver bar pull (2)
KIB2	- Waterfall black pull (2)
KIS2	- Waterfall silver pull (2)
RCP2	- Rectangular silver pull (2)

Ⓓ Select key option.

KA	- Key alike
KS	- Key standard

SPECIAL SERVICES

Special Carton Marking

With specially marked information N/C

Shipping

Ships **assembled, FOB KI-Aristotle Brampton, ON L6T 5T6, freight prepaid.** Freight class 85.

Specifications and prices are subject to change without prior notice.

Aristotle® Executive Storage
Lateral Files-Integrated

Aristotle® Executive Storage
Lateral Files-Integrated

	MODEL	W x D x H	MODEL NUMBER: Basic Model	Edge Style	Horizontal Surface Finish	Vertical Surface Finish	Pull Option	Key Option	Approx. Packaged Weight	Delivered Pricing
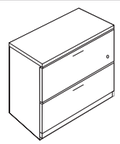 AEHPD	**Lateral File-Two Drawer Integrated** • 1-1/2" top with choice of three edge styles • Matches depth and height of adjacent items • Vertical grain standard on fronts • Accommodates letter and legal filing • Steel drawers with heavy duty full extension ball bearing slides • Locking • Units feature bottom toe kick • Intended for use within office, and complementary to adjacent storage pieces	30 x 20 x 29-1/2"	KLF23020.E	□□	□□□	□□□	□□□□	□□	115.0#	$ 1793
		30 x 24 x 29-1/2"	KLF23024.E	□□	□□□	□□□	□□□□	□□	125.0#	1835
		36 x 20 x 29-1/2"	KLF23620.E	□□	□□□	□□□	□□□□	□□	140.0#	1857
		36 x 24 x 29-1/2"	KLF23624.E	□□	□□□	□□□	□□□□	□□	150.0#	2012
			Ⓐ	Ⓑ	Ⓒ	Ⓓ	Ⓔ	Ⓕ		

HOW TO ORDER

Indicate the following information on order form:
1. Quantity of each item.
2. Model number, including options. See "How To Build a Model Number".
3. Any special service required.

Note: • The □ indicates that a choice is required.
• The absence of the □ indicates that no choice is required.
• Alpha-numeric characters in place of □ indicate that no other alternatives are available.

HOW TO BUILD A MODEL NUMBER

Ⓐ Select basic model.

Ⓑ Select edge style.

F	- Flat edge
P3	- Three wave profile edge
P4	- Four wave profile edge

Ⓒ Select horizontal surface finish.
Refer to the **Product Color Options** page in this price list.

Ⓓ Select vertical surface finish.
Refer to the **Product Color Options** page in this price list.

Ⓔ Select pull option.

BPA2	- Silver bar pull (2)
KIB2	- Waterfall black pull (2)
KIS2	- Waterfall silver pull (2)
RCP2	- Rectangular silver pull (2)

Ⓕ Select key option.

KA	- Key alike
KS	- Key standard

SPECIAL SERVICES

Special Carton Marking

With specially marked information N/C

Shipping

Ships **assembled, FOB KI-Aristotle Brampton, ON L6T 5T6, freight prepaid.** Freight class 85.

Specifications and prices are subject to change without prior notice.

Aristotle® Executive Storage
Lateral Files-Freestanding

Aristotle® Executive Storage
Lateral Files-Freestanding

	MODEL	W x D x H	MODEL NUMBER: Basic Model	Edge Style	Horizontal Surface Finish	Vertical Surface Finish	Pull Option	Key Option	Approx. Packaged Weight	Delivered Pricing
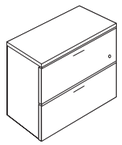 AEHPD	**Lateral File-Two Drawer Freestanding** • 1-1/2" top with choice of three edge styles • Anti-tip interlock mechanism • Horizontal grain standard on fronts • Accommodates letter and legal filing • Steel drawers with heavy duty full extension ball bearing slides • Locking • Intended for freestanding/archival storage applications • No toe kick	30 x 20 x 30-1/2"	KSLF23020.E	□□	□□□	□□□	□□□□	□□	105.0#	$ 1793
		36 x 20 x 30-1/2"	KSLF23620.E	□□	□□□	□□□	□□□□	□□	130.0#	1857
 AEHPD	**Lateral File-Three Drawer Freestanding** • 1-1/2" top with choice of three edge styles • Anti-tip interlock mechanism • Horizontal grain standard on fronts • Accommodates letter and legal filing • Steel drawers with heavy duty full extension ball bearing slides • 2 locks, keyed alike • Intended for freestanding/archival storage applications • No toe kick	30 x 20 x 44-1/2""	KSLF33020.E	□□	□□□	□□□	□□□□	□□	175.0#	$ 2475
		36 x 20 x 44-1/2"	KSLF33620.E	□□	□□□	□□□	□□□□	□□	200.0#	2560
 AEHPD	**Lateral File-Four Drawer Freestanding** • 1-1/2" top with choice of three edge styles • Anti-tip interlock mechanism • Horizontal grain standard on fronts • Accommodates letter and legal filing • Steel drawers with heavy duty full extension ball bearing slides • 2 locks, keyed alike • Intended for freestanding/archival storage applications • No toe kick	30 x 20 x 58-1/2"	KSLF43020.E	□□	□□□	□□□	□□□□	□□	220.0#	$ 3022
		36 x 20 x 58-1/2"	KSLF43620.E	□□	□□□	□□□	□□□□	□□	260.0#	3121
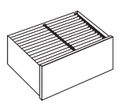 HRDPT	**Front-to-Back Filing Hardware** • Set of four bars accommodates one drawer • Specify one set per drawer as required		KFTBF						1.0#	$ 7
			Ⓐ	Ⓑ	Ⓒ	Ⓓ	Ⓔ	Ⓕ		

HOW TO ORDER

Indicate the following information on order form:
1. Quantity of each item.
2. Model number, including options. See "How To Build a Model Number".
3. Any special service required.

Note: • The □ indicates that a choice is required.
- The absence of the □ indicates that no choice is required.
- Alpha-numeric characters in place of □ indicate that no other alternatives are available.

HOW TO BUILD A MODEL NUMBER

Ⓐ Select basic model.

Ⓑ Select edge style.

F	- Flat edge
P3	- Three wave profile edge
P4	- Four wave profile edge

Ⓒ Select horizontal surface finish.
Refer to the **Product Color Options** page in this price list.

Ⓓ Select vertical surface finish.
Refer to the **Product Color Options** page in this price list.

Ⓔ Select pull option.

BPA2	- Silver bar pull (2)
BPA3	- Silver bar pull (3)
BPA4	- Silver bar pull (4)
KIB2	- Waterfall black pull (2)
KIB3	- Waterfall black pull (3)
KIB4	- Waterfall black pull (4)
KIS2	- Waterfall silver pull (2)
KIS3	- Waterfall silver pull (3)
KIS4	- Waterfall silver pull (4)
RCP2	- Rectangular silver pull (2)
RCP3	- Rectangular silver pull (3)
RCP4	- Rectangular silver pull (4)

Ⓕ Select key option.

KA	- Key alike
KS	- Key standard
KA	- Key alike
KS	- Key standard

SPECIAL SERVICES

Special Carton Marking

With specially marked information N/C

Shipping

Ships **assembled, FOB KI-Aristotle Brampton, ON L6T 5T6, freight prepaid.** Freight class 85.

Specifications and prices are subject to change without prior notice.

Aristotle® Executive Storage
Lower Storage Units - Under Desk

Aristotle® Executive Storage
Lower Storage Units - Under Desk

	MODEL	W x D x H	MODEL NUMBER: Basic Model	Vertical Surface Finish	Pull Option	Key Option	Approx. Packaged Weight	Delivered Pricing
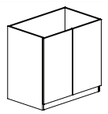	**Storage Cabinet-Under Desk, Nonlocking** • Fits below 20", 24" or 30" desk shell • Includes one 33-3/8" wide adjustable shelf • Non-locking • Cabinet fronts are not grain-matched	30 x 19 x 28"	KSCT30.H	□□□	□□□□		80.0#	$ 726
		36 x 19 x 28"	KSCT36.H	□□□	□□□□		90.0#	767
ARHPD								
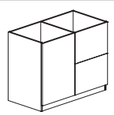	**Storage and File Cabinet-Under Desk, Nonlocking** • Fits below 20", 24" or 30" desk shell • Includes one 33-3/8" wide adjustable shelf • Two files drawers on right • Non-locking	36 x 19 x 28"	KBSCT.H	□□□	□□□□		110.0#	$ 1192
ARHPD								
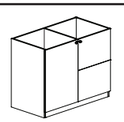	**Storage and File Cabinet-Under Desk, Locking** • Fits below 20", 24" or 30" desk shell • Includes one 33-3/8" wide adjustable shelf • Two files drawers on right • Locking, two locks keyed alike	36 x 19 x 28"	KBSCTL.H	□□□	□□□□	□□	110.0#	$ 1341
ARHPD								
			Ⓐ	Ⓑ	Ⓒ	Ⓓ		

HOW TO ORDER

Indicate the following information on order form:
1. Quantity of each item.
2. Model number, including options. See "How To Build a Model Number".
3. Any special service required.

Note: • The □ indicates that a choice is required.
- The absence of the □ indicates that no choice is required.
- Alpha-numeric characters in place of □ indicate that no other alternatives are available.

HOW TO BUILD A MODEL NUMBER

Ⓐ Select basic model.

Ⓑ Select vertical surface finish.
Refer to the **Product Color Options** page in this price list.

Ⓒ Select pull option.

NP	- Standard integral pull
BPA2	- Silver bar pull (2); add $26
BPA3	- Silver bar pull (3); add $39
KIB2	- Waterfall black pull (2); add $26
KIB3	- Waterfall black pull (3); add $39
KIS2	- Waterfall silver pull (2); add $26
KIS3	- Waterfall silver pull (3); add $39
RCP2	- Rectangular silver pull (2); add $26
RCP3	- Rectangular silver pull (3); add $39

Ⓓ Select key option.

KA	- Key alike
KS	- Key standard

SPECIAL SERVICES

Special Carton Marking

With specially marked information	N/C

Shipping
Ships **assembled, FOB KI-Aristotle Brampton, ON L6T 5T6, freight prepaid.** Freight class 85.

Specifications and prices are subject to change without prior notice.

Aristotle® Executive Storage
Lower Storage Units - Under Desk

Aristotle® Executive Storage
Lower Storage Units - Under Desk

	MODEL	W x D x H	MODEL NUMBER: Basic Model	Vertical Surface Finish	Pull Option	Key Option	Approx. Packaged Weight	Delivered Pricing
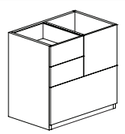 ARHPD	**Multi-File Storage Cabinet-Under Desk** • Fits below 20", 24" or 30" desk shell • Two box drawers upper left • 12-1/2" wide closed storage upper right • Lower locking lateral file drawer • Cabinet fronts are not grain-matched	30 x 19 x 28"	KMFSBT30.H	□□□	□□□□	□□	105.0#	$ 1567
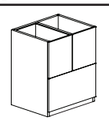 ARHPD	**Multi-File Storage Cabinet-Under Desk** • Fits below 20", 24" or 30" desk shell • File drawer upper left • 12-1/2" wide closed storage upper right • Lower locking lateral file drawer • Cabinet fronts are not grain-matched	30 x 19 x 28"	KMFSFT30.H	□□□	□□□□	□□	105.0#	$ 1567
			Ⓐ	Ⓑ	Ⓒ	Ⓓ		

HOW TO ORDER

Indicate the following information on order form:
1. Quantity of each item.
2. Model number, including options. See "How To Build a Model Number".
3. Any special service required.

Note: • The □ indicates that a choice is required.
• The absence of the □ indicates that no choice is required.
• Alpha-numeric characters in place of □ indicate that no other alternatives are available.

HOW TO BUILD A MODEL NUMBER

Ⓐ Select basic model.

Ⓑ Select vertical surface finish.
Refer to the **Product Color Options** page in this price list.

Ⓒ Select pull option.

NP	- Standard integral pull
BPA3	- Silver bar pull (3); add $39
BPA4	- Silver bar pull (4); add $51
KIB3	- Waterfall black pull (3); add $39
KIB4	- Waterfall black pull (4); add $51
KIS3	- Waterfall silver pull (3); add $39
KIS4	- Waterfall silver pull (4); add $51
RCP3	- Rectangular silver pull (3); add $39
RCP4	- Rectangular silver pull (4); add $51

Ⓓ Select key option.

KA	- Key alike
KS	- Key standard

SPECIAL SERVICES

Special Carton Marking

With specially marked information	N/C

Shipping
Ships **assembled, FOB KI-Aristotle Brampton, ON L6T 5T6, freight prepaid.** Freight class 85.

Specifications and prices are subject to change without prior notice.

Aristotle® Executive Storage
Lower Storage Units - Freestanding

Aristotle® Executive Storage
Lower Storage Units - Freestanding

	MODEL	W x D x H	MODEL NUMBER: Basic Model	Edge Style	Horizontal Surface Finish	Vertical Surface Finish	Pull Option	Key Option	Approx. Packaged Weight	Delivered Pricing
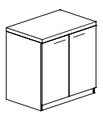 AEHPD	**Storage Cabinet-Freestanding, Non-locking** • 1-1/2" top with choice of three edge styles • Includes one 33-3/8" wide adjustable shelf • Non-locking • Cabinet fronts are not grain-matched	30 x 20 x 29-1/2"	KSC3020.E	□□	□□□	□□□	□□□□		95.0#	$ 982
		30 x 24 x 29-1/2"	KSC3024.E	□□	□□□	□□□	□□□□		105.0#	1019
		36 x 20 x 29-1/2"	KSC3620.E	□□	□□□	□□□	□□□□		110.0#	1046
		36 x 24 x 29-1/2"	KSC3624.E	□□	□□□	□□□	□□□□		120.0#	1077
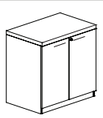 AEHPD	**Storage Cabinet-Freestanding, Locking** • 1-1/2" top with choice of three edge styles • Includes one 33-3/8" wide adjustable shelf • Locking	30 x 20 x 29-1/2"	KSCL3020.E	□□	□□□	□□□	□□□□	□□	95.0#	$ 1106
		30 x 24 x 29-1/2"	KSCL3024.E	□□	□□□	□□□	□□□□	□□	105.0#	1135
		36 x 20 x 29-1/2"	KSCL3620.E	□□	□□□	□□□	□□□□	□□	110.0#	1183
		36 x 24 x 29-1/2"	KSCL3624.E	□□	□□□	□□□	□□□□	□□	120.0#	1226
			Ⓐ	Ⓑ	Ⓒ	Ⓓ	Ⓔ	Ⓕ		

HOW TO ORDER

Indicate the following information on order form:
1. Quantity of each item.
2. Model number, including options. See "How To Build a Model Number".
3. Any special service required.

Note: • The □ indicates that a choice is required.
- The absence of the □ indicates that no choice is required.
- Alpha-numeric characters in place of □ indicate that no other alternatives are available.

HOW TO BUILD A MODEL NUMBER

Ⓐ Select basic model.

Ⓑ Select edge style.

F	- Flat edge
P3	- Three wave profile edge
P4	- Four wave profile edge

Ⓒ Select horizontal surface finish.
Refer to the **Product Color Options** page in this price list.

Ⓓ Select vertical surface finish.
Refer to the **Product Color Options** page in this price list.

Ⓔ Select pull option.

BPA2	- Silver bar pull (2)
KIB2	- Waterfall black pull (2)
KIS2	- Waterfall silver pull (2)
RCP2	- Rectangular silver pull (2)

Ⓕ Select key option.

KA	- Key alike
KS	- Key standard

SPECIAL SERVICES

Special Carton Marking

With specially marked information N/C

Shipping

Ships **assembled, FOB KI-Aristotle Brampton, ON L6T 5T6, freight prepaid.** Freight class 85.

Specifications and prices are subject to change without prior notice.

Aristotle® Executive Storage
Lower Storage Units - Freestanding

Aristotle® Executive Storage
Lower Storage Units - Freestanding

	MODEL	W x D x H	MODEL NUMBER: Basic Model	Edge Style	Horizontal Surface Finish	Vertical Surface Finish	Pull Option	Key Option	Approx. Packaged Weight	Delivered Pricing
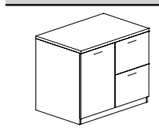 AEHPD	**Storage and File Cabinet-Freestanding, Nonlocking** • 1-1/2" top with choice of three edge styles • Left storage 18-1/2" wide • Two files drawers on right • Non-locking	36 x 20 x 29-1/2"	KBSC3620.E	□□	□□□	□□□	□□□□		125.0#	$ 1458
		36 x 24 x 29-1/2"	KBSC3624.E	□□	□□□	□□□	□□□□		135.0#	1483
 AEHPD	**Storage and File Cabinet-Freestanding, Locking** • 1-1/2" top with choice of three edge styles • Left storage 18-1/2" wide • Two files drawers on right • Locking, two locks keyed alike	36 x 20 x 29-1/2"	KBSCL3620.E	□□	□□□	□□□	□□□□	□□	125.0#	$ 1661
		36 x 24 x 29-1/2"	KBSCL3624.E	□□	□□□	□□□	□□□□	□□	135.0#	1671
				Ⓑ	Ⓒ	Ⓓ	Ⓔ	Ⓕ		

HOW TO ORDER

Indicate the following information on order form:
1. Quantity of each item.
2. Model number, including options. See "How To Build a Model Number".
3. Any special service required.

Note: • The □ indicates that a choice is required.
• The absence of the □ indicates that no choice is required.
• Alpha-numeric characters in place of □ indicate that no other alternatives are available.

HOW TO BUILD A MODEL NUMBER

Ⓐ Select basic model.

Ⓑ Select edge style.

F	- Flat edge
P3	- Three wave profile edge
P4	- Four wave profile edge

Ⓒ Select horizontal surface finish.
Refer to the **Product Color Options** page in this price list.

Ⓓ Select vertical surface finish.
Refer to the **Product Color Options** page in this price list.

Ⓔ Select pull option.

BPA3	- Silver bar pull (3)
KIB3	- Waterfall black pull (3)
KIS3	- Waterfall silver pull (3)
RCP3	- Rectangular silver pull (3)

Ⓕ Select key option.

KA	- Key alike
KS	- Key standard

SPECIAL SERVICES

Special Carton Marking

With specially marked information N/C

Shipping

Ships **assembled, FOB KI-Aristotle Brampton, ON L6T 5T6, freight prepaid.** Freight class 85.

Specifications and prices are subject to change without prior notice.

Aristotle® Executive Storage
Lower Storage Units - Freestanding

Aristotle® Executive Storage
Lower Storage Units - Freestanding

	MODEL	W x D x H	MODEL NUMBER: Basic Model	Edge Style	Horizontal Surface Finish	Vertical Surface Finish	Pull Option	Key Option	Approx. Packaged Weight	Delivered Pricing
 AEHPD	**Multi-File Storage Cabinet-Freestanding** • 1-1/2" top with choice of three edge styles • Two box drawers upper left • 12-1/2" wide closed storage upper right • Lower locking lateral file drawer • Cabinet fronts are not grain-matched	30 x 20 x 29-1/2"	KMFSB3020.E	□□	□□□	□□□	□□□□	□□	105.0#	$ 1789
		30 x 24 x 29-1/2"	KMFSB3024.E	□□	□□□	□□□	□□□□	□□	105.0#	1834
 AEHPD	**Multi-File Storage Cabinet-Freestanding** • 1-1/2" top with choice of three edge styles • File drawer upper left • 12-1/2" wide closed storage upper right • Lower locking lateral file drawer • Cabinet fronts are not grain-matched	30 x 20 x 29-1/2"	KMFSF3020.E	□□	□□□	□□□	□□□□	□□	105.0#	$ 1789
		30 x 24 x 29-1/2"	KMFSF3024.E	□□	□□□	□□□	□□□□	□□	105.0#	1834
			Ⓐ	Ⓑ	Ⓒ	Ⓓ	Ⓔ	Ⓕ		

HOW TO ORDER

Indicate the following information on order form:
1. Quantity of each item.
2. Model number, including options. See "How To Build a Model Number".
3. Any special service required.

Note: • The □ indicates that a choice is required.
• The absence of the □ indicates that no choice is required.
• Alpha-numeric characters in place of □ indicate that no other alternatives are available.

HOW TO BUILD A MODEL NUMBER

Ⓐ Select basic model.

Ⓑ Select edge style.

F	- Flat edge
P3	- Three wave profile edge
P4	- Four wave profile edge

Ⓒ Select horizontal surface finish.
Refer to the **Product Color Options** page in this price list.

Ⓓ Select vertical surface finish.
Refer to the **Product Color Options** page in this price list.

Ⓔ Select pull option.

BPA3	- Silver bar pull (3)
BPA4	- Silver bar pull (4)
KIB3	- Waterfall black pull (3)
KIB4	- Waterfall black pull (4)
KIS3	- Waterfall silver pull (3)
KIS4	- Waterfall silver pull (4)
RCP3	- Rectangular silver pull (3)
RCP4	- Rectangular silver pull (4)

Ⓕ Select key option.

KA	- Key alike
KS	- Key standard

SPECIAL SERVICES

Special Carton Marking

With specially marked information	N/C

Shipping

Ships **assembled, FOB KI-Aristotle Brampton, ON L6T 5T6, freight prepaid.** Freight class 85.

Specifications and prices are subject to change without prior notice.

Aristotle® Executive Storage
24" Wide Storage Towers

Aristotle® Executive Storage
24" Wide Storage Towers

	MODEL	W x D x H	MODEL NUMBER: Basic Model	Edge Style	Horizontal Surface Finish	Vertical Surface Finish	Pull Option	Lock Option	Key Option	Approx. Packaged Weight	Delivered Pricing
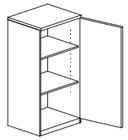	**Storage Tower-48" and 54" High, Right-Hinged Door** • 1-1/2" top with choice of three edge styles • Right-hinged door • 2 full-width adjustable shelves, 21-1/2" wide	24 x 20 x 48-1/2"	KST242048R.E	□□	□□□	□□□	□□□□	□□	□□	170.0#	$ 1340
		24 x 24 x 48-1/2"	KST242448R.E	□□	□□□	□□□	□□□□	□□	□□	175.0#	1442
		24 x 20 x 54-1/2"	KST242054R.E	□□	□□□	□□□	□□□□	□□	□□	180.0#	1449
		24 x 24 x 54-1/2"	KST242454R.E	□□	□□□	□□□	□□□□	□□	□□	190.0#	1535
AEHPD											
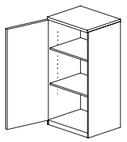	**Storage Tower-48" and 54" High, Left-Hinged Door** • 1-1/2" top with choice of three edge styles • Left-hinged door • 2 full-width adjustable shelves, 21-1/2" wide	24 x 20 x 48-1/2"	KST242048L.E	□□	□□□	□□□	□□□□	□□	□□	170.0#	$ 1340
		24 x 24 x 48-1/2"	KST242448L.E	□□	□□□	□□□	□□□□	□□	□□	175.0#	1442
		24 x 20 x 54-1/2"	KST242054L.E	□□	□□□	□□□	□□□□	□□	□□	180.0#	1449
		24 x 24 x 54-1/2"	KST242454L.E	□□	□□□	□□□	□□□□	□□	□□	190.0#	1535
AEHPD											
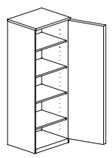	**Storage Tower-65" and 72" High, Right-Hinged Door** • 1-1/2" top with choice of three edge styles • Right-hinged door • 4 full-width adjustable shelves, 21-1/2" wide	24 x 24 x 65-1/2"	KST242465R.E	□□	□□□	□□□	□□□□	□□	□□	190.0#	$ 1817
		24 x 20 x 65-1/2"	KST242065R.E	□□	□□□	□□□	□□□□	□□	□□	185.0#	1568
		24 x 20 x 72-1/2"	KST242072R.E	□□	□□□	□□□	□□□□	□□	□□	190.0#	1641
		24 x 24 x 72-1/2"	KST242472R.E	□□	□□□	□□□	□□□□	□□	□□	200.0#	1874
AEHPD											
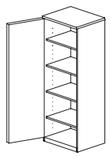	**Storage Tower-65" and 72" High, Left-Hinged Door** • 1-1/2" top with choice of three edge styles • Left-hinged door • 4 full-width adjustable shelves, 21-1/2" wide	24 x 20 x 65-1/2"	KST242065L.E	□□	□□□	□□□	□□□□	□□	□□	185.0#	$ 1568
		24 x 24 x 65-1/2"	KST242465L.E	□□	□□□	□□□	□□□□	□□	□□	190.0#	1817
		24 x 20 x 72-1/2"	KST242072L.E	□□	□□□	□□□	□□□□	□□	□□	190.0#	1641
		24 x 24 x 72-1/2"	KST242472L.E	□□	□□□	□□□	□□□□	□□	□□	200.0#	1874
AEHPD											
			Ⓐ	Ⓑ	Ⓒ	Ⓓ	Ⓔ	Ⓕ	Ⓖ		

HOW TO ORDER

Indicate the following information on order form:
1. Quantity of each item.
2. Model number, including options. See "How To Build a Model Number".
3. Any special service required.

Note: • The □ indicates that a choice is required.
- The absence of the □ indicates that no choice is required.
- Alpha-numeric characters in place of □ indicate that no other alternatives are available.

HOW TO BUILD A MODEL NUMBER

Ⓐ Select basic model.

Ⓑ Select edge style.

F	- Flat edge
P3	- Three wave profile edge
P4	- Four wave profile edge

Ⓒ Select horizontal surface finish.
Refer to the **Product Color Options** page in this price list.

Ⓓ Select vertical surface finish.
Refer to the **Product Color Options** page in this price list.

Ⓔ Select pull option.

BPA	- Silver bar pull (1)
KIB	- Waterfall black pull (1)
KIS	- Waterfall silver pull (1)
RCP	- Rectangular silver pull (1)

Ⓕ Select lock option.

NL	- No lock (standard)
L	- With lock; add $82

Ⓖ Select key option.

KA	- Key alike
KS	- Key standard

SPECIAL SERVICES

Special Carton Marking

With specially marked information	N/C

Shipping

Ships **assembled, FOB KI-Aristotle Brampton, ON L6T 5T6, freight prepaid.** Freight class 85.

Specifications and prices are subject to change without prior notice.

Aristotle® Executive Storage

24" Wide Storage and Wardrobe Towers

Aristotle® Executive Storage

24" Wide Storage and Wardrobe Towers

	MODEL	W x D x H	MODEL NUMBER: Basic Model	Edge Style	Horizontal Surface Finish	Vertical Surface Finish	Pull Option	Lock Option	Key Option	Approx. Packaged Weight	Delivered Pricing
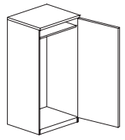	**Wardrobe Tower-48" and 54" High, Right-Hinged Door** • 1-1/2" top with choice of three edge styles • Right-hinged door • Full-width coat hanger bar, 21-1/2" wide	24 x 20 x 48-1/2"	KWT242048R.E	□□	□□□	□□□	□□□□	□□	□□	150.0#	$ 1340
		24 x 24 x 48-1/2"	KWT242448R.E	□□	□□□	□□□	□□□□	□□	□□	155.0#	1442
		24 x 20 x 54-1/2"	KWT242054R.E	□□	□□□	□□□	□□□□	□□	□□	160.0#	1449
		24 x 24 x 54-1/2"	KWT242454R.E	□□	□□□	□□□	□□□□	□□	□□	170.0#	1535
AEHPD											
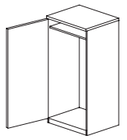	**Wardrobe Tower-48" and 54" High, Left-Hinged Door** • 1-1/2" top with choice of three edge styles • Left-hinged door • Full-width coat hanger bar, 21-1/2" wide	24 x 20 x 48-1/2"	KWT242048L.E	□□	□□□	□□□	□□□□	□□	□□	150.0#	$ 1340
		24 x 24 x 48-1/2"	KWT242448L.E	□□	□□□	□□□	□□□□	□□	□□	155.0#	1442
		24 x 20 x 54-1/2"	KWT242054L.E	□□	□□□	□□□	□□□□	□□	□□	160.0#	1449
		24 x 24 x 54-1/2"	KWT242454L.E	□□	□□□	□□□	□□□□	□□	□□	170.0#	1535
AEHPD											
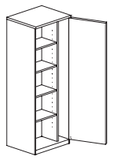	**Storage and Wardrobe Tower-65" and 72" High, Right-Hinged Door** • 1-1/2" top with choice of three edge styles • Right-hinged door • 4 adjustable shelves, 14-1/4" wide • Coat hanger bar, 6-3/8" wide	24 x 20 x 65-1/2"	KSW242065R.E	□□	□□□	□□□	□□□□	□□	□□	175.0#	$ 1568
		24 x 24 x 65-1/2"	KSW242465R.E	□□	□□□	□□□	□□□□	□□	□□	180.0#	1817
		24 x 20 x 72-1/2"	KSW242072R.E	□□	□□□	□□□	□□□□	□□	□□	180.0#	1641
		24 x 24 x 72-1/2"	KSW242472R.E	□□	□□□	□□□	□□□□	□□	□□	190.0#	1874
AEHPD											
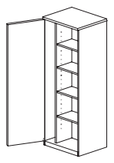	**Storage and Wardrobe Tower-65" and 72" High, Left-Hinged Door** • 1-1/2" top with choice of three edge styles • Left-hinged door • 4 adjustable shelves, 14-1/4" wide • Coat hanger bar, 6-3/8" wide	24 x 20 x 65-1/2"	KSW242065L.E	□□	□□□	□□□	□□□□	□□	□□	175.0#	$ 1568
		24 x 24 x 65-1/2"	KSW242465L.E	□□	□□□	□□□	□□□□	□□	□□	180.0#	1817
		24 x 20 x 72-1/2"	KSW242072L.E	□□	□□□	□□□	□□□□	□□	□□	180.0#	1641
		24 x 24 x 72-1/2"	KSW242472L.E	□□	□□□	□□□	□□□□	□□	□□	190.0#	1874
AEHPD											
			Ⓐ	Ⓑ	Ⓒ	Ⓓ	Ⓔ	Ⓕ	Ⓖ		

HOW TO ORDER

Indicate the following information on order form:
1. Quantity of each item.
2. Model number, including options. See "How To Build a Model Number".
3. Any special service required.

Note: • The □ indicates that a choice is required.
- The absence of the □ indicates that no choice is required.
- Alpha-numeric characters in place of □ indicate that no other alternatives are available.

HOW TO BUILD A MODEL NUMBER

Ⓐ Select basic model.

Ⓑ Select edge style.

F	- Flat edge
P3	- Three wave profile edge
P4	- Four wave profile edge

Ⓒ Select horizontal surface finish.
Refer to the **Product Color Options** page in this price list.

Ⓓ Select vertical surface finish.
Refer to the **Product Color Options** page in this price list.

Ⓔ Select pull option.

BPA	- Silver bar pull (1)
KIB	- Waterfall black pull (1)
KIS	- Waterfall silver pull (1)
RCP	- Rectangular silver pull (1)

Ⓕ Select lock option.

NL	- No lock (standard)
L	- With lock; add $82

Ⓖ Select key option.

KA	- Key alike
KS	- Key standard

SPECIAL SERVICES

Special Carton Marking

With specially marked information N/C

Shipping

Ships **assembled, FOB KI-Aristotle Brampton, ON L6T 5T6, freight prepaid.** Freight class 85.

Specifications and prices are subject to change without prior notice.

Aristotle® Executive Storage

24” Wide Storage, Wardrobe and File Towers

Aristotle® Executive Storage

24” Wide Storage, Wardrobe and File Towers

	MODEL	W x D x H	MODEL NUMBER Basic Model	Edge Style	Horizontal Surface Finish	Vertical Surface Finish	Pull Option	Lock Option	Key Option	Approx. Packaged Weight	Delivered Pricing
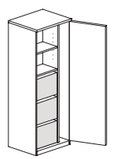 AEHPD	**Storage, Wardrobe and File Tower-65” and 72” High, Right-Hinged Door** • 1-1/2” top with choice of 3 edge styles • Right-hinged door • 3 letter/legal file drawers • 1 adjustable shelf, 14-1/4” wide • Coat hanger bar, 6-3/8” wide • Full-width door	24 x 20 x 65-1/2”	KSWF242065R.E	□□	□□□	□□□	□□□□	□□	□□	190.0#	$ 2309
		24 x 24 x 65-1/2”	KSWF242465R.E	□□	□□□	□□□	□□□□	□□	□□	195.0#	2663
		24 x 20 x 72-1/2”	KSWF242072R.E	□□	□□□	□□□	□□□□	□□	□□	195.0#	2411
		24 x 24 x 72-1/2”	KSWF242472R.E	□□	□□□	□□□	□□□□	□□	□□	205.0#	2756
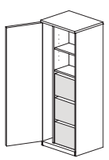 AEHPD	**Storage, Wardrobe and File Tower-65” and 72” High, Left-Hinged** • 1-1/2” top with choice of 3 edge styles • Left-hinged door • 3 letter/legal file drawers • 1 adjustable shelf, 14-1/4” wide • Coat hanger bar, 6-3/8” wide • Full-width door	24 x 20 x 65-1/2”	KSWF242065L.E	□□	□□□	□□□	□□□□	□□	□□	190.0#	$ 2309
		24 x 24 x 65-1/2”	KSWF242465L.E	□□	□□□	□□□	□□□□	□□	□□	195.0#	2663
		24 x 20 x 72-1/2”	KSWF242072L.E	□□	□□□	□□□	□□□□	□□	□□	195.0#	2411
		24 x 24 x 72-1/2”	KSWF242472L.E	□□	□□□	□□□	□□□□	□□	□□	205.0#	2756
				Ⓑ	Ⓒ	Ⓓ	Ⓔ	Ⓕ	Ⓖ		

HOW TO ORDER

Indicate the following information on order form:
1. Quantity of each item.
2. Model number, including options. See “How To Build a Model Number”.
3. Any special service required.

Note: • The □ indicates that a choice is required.
- The absence of the □ indicates that no choice is required.
- Alpha-numeric characters in place of □ indicate that no other alternatives are available.

HOW TO BUILD A MODEL NUMBER

Ⓐ Select basic model.

Ⓑ Select edge style.

F	- Flat edge
P3	- Three wave profile edge
P4	- Four wave profile edge

Ⓒ Select horizontal surface finish.
Refer to the **Product Color Options** page in this price list.

Ⓓ Select vertical surface finish.
Refer to the **Product Color Options** page in this price list.

Ⓔ Select pull option.

BPA	- Silver bar pull (1)
KIB	- Waterfall black pull (1)
KIS	- Waterfall silver pull (1)
RCP	- Rectangular silver pull (1)

Ⓕ Select lock option.

NL	- No lock (standard)
L	- With lock; add $82

Ⓖ Select key option.

KA	- Key alike
KS	- Key standard

SPECIAL SERVICES

Special Carton Marking

With specially marked information N/C

Shipping

Ships **assembled, FOB KI-Aristotle Brampton, ON L6T 5T6, freight prepaid.** Freight class 85.

Specifications and prices are subject to change without prior notice.

Aristotle® Executive Storage
24” Wide Wardrobe, File and Storage Towers

Aristotle® Executive Storage
24” Wide Wardrobe, File and Storage Towers

	MODEL	W x D x H	MODEL NUMBER: Basic Model (A)	Edge Style (B)	Horizontal Surface Finish (C)	Vertical Surface Finish (D)	Pull Option (E)	Lock Option (F)	Key Option (G)	Approx. Packaged Weight	Delivered Pricing
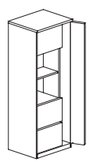 AEHPD	**Wardrobe, File and Storage Tower-65” and 72” High, Right-Hinged Door** • 1-1/2” top with choice of 3 edge styles • Right-hinged door • Upper closed storage • Middle open storage • 2 lower letter/legal file drawers, locking, option of “NL=No lock” not available • Coat hanger bar, 6-3/8” wide • Wardrobe door available non-locking only	24 x 20 x 65-1/2”	KWFS242065R.E	□□	□□□	□□□	□□□□	L	□□	185.0#	$ 2309
		24 x 24 x 65-1/2”	KWFS242465R.E	□□	□□□	□□□	□□□□	L	□□	190.0#	2663
		24 x 20 x 72-1/2”	KWFS242072R.E	□□	□□□	□□□	□□□□	L	□□	190.0#	2411
		24 x 24 x 72-1/2”	KWFS242472R.E	□□	□□□	□□□	□□□□	L	□□	200.0#	2756
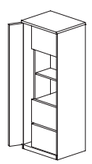 AEHPD	**Wardrobe, File and Storage Tower-65” and 72” High, Left-Hinged Door** • 1-1/2” top with choice of 3 edge styles • Left-hinged door • Upper closed storage • Middle open storage • 2 lower letter/legal file drawers, locking, option of “NL=No lock” not available • Coat hanger bar, 6-3/8” wide • Wardrobe door available non-locking only	24 x 20 x 65-1/2”	KWFS242065L.E	□□	□□□	□□□	□□□□	L	□□	185.0#	$ 2309
		24 x 24 x 65-1/2”	KWFS242465L.E	□□	□□□	□□□	□□□□	L	□□	190.0#	2663
		24 x 20 x 72-1/2”	KWFS242072L.E	□□	□□□	□□□	□□□□	L	□□	190.0#	2411
		24 x 24 x 72-1/2”	KWFS242472L.E	□□	□□□	□□□	□□□□	L	□□	200.0#	2756

HOW TO ORDER

Indicate the following information on order form:
1. Quantity of each item.
2. Model number, including options. See “How To Build a Model Number”.
3. Any special service required.

Note: • The □ indicates that a choice is required.
- The absence of the □ indicates that no choice is required.
- Alpha-numeric characters in place of □ indicate that no other alternatives are available.

HOW TO BUILD A MODEL NUMBER

A Select basic model.

B Select edge style.

F	- Flat edge
P3	- Three wave profile edge
P4	- Four wave profile edge

C Select horizontal surface finish.
Refer to the **Product Color Options** page in this price list.

D Select vertical surface finish.
Refer to the **Product Color Options** page in this price list.

E Select pull option.

BPA4	- Silver bar pull (4)
KIB4	- Waterfall black pull (4)
KIS4	- Waterfall silver pull (4)
RCP4	- Rectangular silver pull (4)

F Select lock option.

L	- With lock

G Select key option.

KA	- Key alike
KS	- Key standard

SPECIAL SERVICES

Special Carton Marking

With specially marked information	N/C

Shipping

Ships **assembled, FOB KI-Aristotle Brampton, ON L6T 5T6, freight prepaid.** Freight class 85.

Specifications and prices are subject to change without prior notice.

Aristotle® Executive Storage
30" and 36" Storage Towers

Aristotle® Executive Storage
30" and 36" Storage Towers

	MODEL	W x D x H	MODEL NUMBER Basic Model	Edge Style	Horizontal Surface Finish	Vertical Surface Finish	Pull Option	Key Option	Approx. Packaged Weight	Delivered Pricing
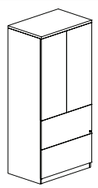	**Storage Tower with Lateral Files-Standard Doors** • 1-1/2" top with choice of three edge styles • Locking lateral files • 2 adjustable full width shelves in cabinet • Non-locking upper doors	30 x 20 x 65-1/2"	KFS302065.E	□□	□□□	□□□	□□□□	□□	195.0#	$ 2285
		30 x 24 x 65-1/2"	KFS302465.E	□□	□□□	□□□	□□□□	□□	220.0#	2729
		30 x 20 x 72-1/2"	KFS302072.E	□□	□□□	□□□	□□□□	□□	215.0#	2412
		30 x 24 x 72-1/2"	KFS302472.E	□□	□□□	□□□	□□□□	□□	240.0#	2852
		36 x 20 x 65-1/2"	KFS362065.E	□□	□□□	□□□	□□□□	□□	225.0#	2608
		36 x 24 x 65-1/2"	KFS362465.E	□□	□□□	□□□	□□□□	□□	250.0#	3054
		36 x 20 x 72-1/2"	KFS362072.E	□□	□□□	□□□	□□□□	□□	245.0#	2735
		36 x 24 x 72-1/2"	KFS362472.E	□□	□□□	□□□	□□□□	□□	270.0#	3180
AEHPD										
			Ⓐ	Ⓑ	Ⓒ	Ⓓ	Ⓔ	Ⓕ		

HOW TO ORDER

Indicate the following information on order form:
1. Quantity of each item.
2. Model number, including options. See "How To Build a Model Number".
3. Any special service required.

Note: • The □ indicates that a choice is required.
• The absence of the □ indicates that no choice is required.
• Alpha-numeric characters in place of □ indicate that no other alternatives are available.

HOW TO BUILD A MODEL NUMBER

Ⓐ Select basic model.

Ⓑ Select edge style.

F	- Flat edge
P3	- Three wave profile edge
P4	- Four wave profile edge

Ⓒ Select horizontal surface finish.
Refer to the **Product Color Options** page in this price list.

Ⓓ Select vertical surface finish.
Refer to the **Product Color Options** page in this price list.

Ⓔ Select pull option.

BPA4	- Silver bar pull (4)
KIB4	- Waterfall black pull (4)
KIS4	- Waterfall silver pull (4)
RCP4	- Rectangular silver pull (4)

Ⓕ Select key option.

KA	- Key alike
KS	- Key standard

SPECIAL SERVICES

Special Carton Marking

With specially marked information	N/C

Shipping

Ships **assembled, FOB KI-Aristotle Brampton, ON L6T 5T6, freight prepaid.** Freight class 85.

Specifications and prices are subject to change without prior notice.

Aristotle® Executive Storage
30 and 36" Storage and Wardrobe Towers

Aristotle® Executive Storage
30 and 36" Storage and Wardrobe Towers

	MODEL	W x D x H	MODEL NUMBER Basic Model	Edge Style	Horizontal Surface Finish	Vertical Surface Finish	Pull Option	Lock Option	Key Option	Approx. Packaged Weight	Delivered Pricing
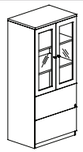	**Storage Tower with Lateral Files-Frosted Glass Doors** • 1-1/2" top with choice of three edge styles • Locking lateral files • 2 adjustable shelves in cabinet • Knob finish matches pull finish • Non-locking glass doors	30 x 20 x 65-1/2"	KFFS302065.E.AL	☐☐	☐☐☐	☐☐☐	☐☐☐☐		☐☐	195.0#	$ 2919
		30 x 24 x 65-1/2"	KFFS302465.E.AL	☐☐	☐☐☐	☐☐☐	☐☐☐☐		☐☐	220.0#	3091
		30 x 20 x 72-1/2"	KFFS302072.E.AL	☐☐	☐☐☐	☐☐☐	☐☐☐☐		☐☐	215.0#	3028
		30 x 24 x 72-1/2"	KFFS302472.E.AL	☐☐	☐☐☐	☐☐☐	☐☐☐☐		☐☐	240.0#	3205
		36 x 20 x 65-1/2"	KFFS362065.E.AL	☐☐	☐☐☐	☐☐☐	☐☐☐☐		☐☐	225.0#	3107
		36 x 24 x 65-1/2"	KFFS362465.E.AL	☐☐	☐☐☐	☐☐☐	☐☐☐☐		☐☐	250.0#	3285
		36 x 20 x 72-1/2"	KFFS362072.E.AL	☐☐	☐☐☐	☐☐☐	☐☐☐☐		☐☐	245.0#	3241
AEHPD		36 x 24 x 72-1/2"	KFFS362472.E.AL	☐☐	☐☐☐	☐☐☐	☐☐☐☐		☐☐	270.0#	3419
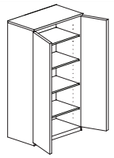	**Storage Tower** • 1-1/2" top with choice of three edge styles • 4 adjustable full width shelves in cabinet	36 x 20 x 65-1/2"	KST362065.E	☐☐	☐☐☐	☐☐☐	☐☐☐☐	☐☐	☐☐	210.0#	$ 2220
		36 x 24 x 65-1/2"	KST362465.E	☐☐	☐☐☐	☐☐☐	☐☐☐☐	☐☐	☐☐	230.0#	2424
		36 x 20 x 72-1/2"	KST362072.E	☐☐	☐☐☐	☐☐☐	☐☐☐☐	☐☐	☐☐	225.0#	2339
		36 x 24 x 72-1/2"	KST362472.E	☐☐	☐☐☐	☐☐☐	☐☐☐☐	☐☐	☐☐	250.0#	2560
AEHPD											
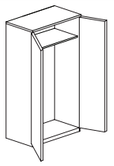	**Wardrobe Tower** • 1-1/2" top with choice of three edge styles• •Full-width wardrobe • Hat shelf • Full -width coat hanger bar	36 x 20 x 65-1/2"	KWT362065.E	☐☐	☐☐☐	☐☐☐	☐☐☐☐	☐☐	☐☐	175.0#	$ 2220
		36 x 24 x 65-1/2"	KWT362465.E	☐☐	☐☐☐	☐☐☐	☐☐☐☐	☐☐	☐☐	185.0#	2424
		36 x 20 x 72-1/2"	KWT362072.E	☐☐	☐☐☐	☐☐☐	☐☐☐☐	☐☐	☐☐	180.0#	2339
		36 x 24 x 72-1/2"	KWT362472.E	☐☐	☐☐☐	☐☐☐	☐☐☐☐	☐☐	☐☐	195.0#	2560
AEHPD											
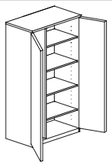	**Storage and Wardrobe Tower** • 1-1/2" top with choice of three edge styles • 4 adjustable shelves in cabinet, 26" wide • Coat hanger bar, 6-3/8" wide	36 x 20 x 65-1/2"	KSW362065.E	☐☐	☐☐☐	☐☐☐	☐☐☐☐	☐☐	☐☐	210.0#	$ 2220
		36 x 24 x 65-1/2"	KSW362465.E	☐☐	☐☐☐	☐☐☐	☐☐☐☐	☐☐	☐☐	230.0#	2424
		36 x 20 x 72-1/2"	KSW362072.E	☐☐	☐☐☐	☐☐☐	☐☐☐☐	☐☐	☐☐	225.0#	2339
		36 x 24 x 72-1/2"	KSW362472.E	☐☐	☐☐☐	☐☐☐	☐☐☐☐	☐☐	☐☐	250.0#	2560
AEHPD											
			Ⓐ	Ⓑ	Ⓒ	Ⓓ	Ⓔ	Ⓕ	Ⓖ		

HOW TO ORDER

Indicate the following information on order form:
1. Quantity of each item.
2. Model number, including options. See "How To Build a Model Number".
3. Any special service required.

Note: • The ☐ indicates that a choice is required.
- The absence of the ☐ indicates that no choice is required.
- Alpha-numeric characters in place of ☐ indicate that no other alternatives are available.

HOW TO BUILD A MODEL NUMBER

Ⓐ Select basic model.

Ⓑ Select edge style.

F	- Flat edge
P3	- Three wave profile edge
P4	- Four wave profile edge

Ⓒ Select horizontal surface finish.
Refer to the **Product Color Options** page in this price list.

Ⓓ Select vertical surface finish.
Refer to the **Product Color Options** page in this price list.

Ⓔ Select pull option.

BPA2	- Silver bar pull (2)
KIB2	- Waterfall black pull (2)
KIS2	- Waterfall silver pull (2)
RCP2	- Rectangular silver pull (2)

Ⓕ Select lock option.

NL	- No lock (standard)
L	- With lock; add $82

Ⓖ Select key option.

KA	- Key alike
KS	- Key standard

SPECIAL SERVICES

Special Carton Marking

With specially marked information N/C

Shipping

Ships **assembled, FOB KI-Aristotle Brampton, ON L6T 5T6, freight prepaid.** Freight class 85.

Specifications and prices are subject to change without prior notice.

Aristotle® Executive Storage
Bookcases-24" Wide

Aristotle® Executive Storage
Bookcases-24" Wide

	MODEL	W x D x H	MODEL NUMBER: Basic Model	Edge Style	Horizontal Surface Finish	Vertical Surface Finish	Approx. Packaged Weight	Delivered Pricing
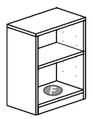	**Bookcase 24" Wide-One Adjustable Shelf, One Fixed Shelf** • 1-1/2" top with choice of three edge styles • Shelf finish matches shell (vertical surface finish)	24 x 14 x 29-1/2"	KBC2429.E	□□	□□□	□□□	55.0#	$ 809
AEHPD								
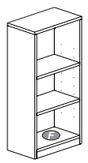	**Bookcase 24" Wide-Two Adjustable Shelves, One Fixed Shelf** • 1-1/2" top with choice of three edge styles • Shelf finish matches shell (vertical surface finish)	24 x 14 x 48-1/2"	KBC2448.E	□□	□□□	□□□	70.0#	$ 869
AEHPD								
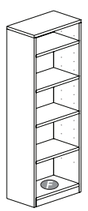	**Bookcase 24" Wide-Four Adjustable Shelves, One Fixed Shelf** • 1-1/2" top with choice of three edge styles • Shelf finish matches shell (vertical surface finish)	24 x 14 x 65-1/2"	KBC2465.E	□□	□□□	□□□	95.0#	$ 1007
		24 x 14 x 72-1/2"	KBC2472.E	□□	□□□	□□□	110.0#	1098
AEHPD								
			Ⓐ	Ⓑ	Ⓒ	Ⓓ		

HOW TO ORDER

Indicate the following information on order form:
1. Quantity of each item.
2. Model number, including options. See "How To Build a Model Number".
3. Any special service required.

Note: • The □ indicates that a choice is required.
- The absence of the □ indicates that no choice is required.
- Alpha-numeric characters in place of □ indicate that no other alternatives are available.

HOW TO BUILD A MODEL NUMBER

Ⓐ Select basic model.

Ⓑ Select edge style.

F	- Flat edge
P3	- Three wave profile edge
P4	- Four wave profile edge

Ⓒ Select horizontal surface finish.
Refer to the **Product Color Options** page in this price list.

Ⓓ Select vertical surface finish.
Refer to the **Product Color Options** page in this price list.

SPECIAL SERVICES

Special Carton Marking

With specially marked information	N/C

Shipping

Ships **assembled, FOB KI-Aristotle Brampton, ON L6T 5T6, freight prepaid.** Freight class 85.

Specifications and prices are subject to change without prior notice.

Aristotle® Executive Storage
Bookcases-30" Wide

Aristotle® Executive Storage
Bookcases-30" Wide

	MODEL	W x D x H	MODEL NUMBER: Basic Model	Edge Style	Horizontal Surface Finish	Vertical Surface Finish	Approx. Packaged Weight	Delivered Pricing
	**Bookcase 30" Wide-One Adjustable Shelf, One Fixed Shelf** • 1-1/2" top with choice of three edge styles • Shelf finish matches shell (vertical surface finish)	30 x 14 x 29-1/2"	KBC3029.E	□□	□□□	□□□	60.0#	$ 870
AEHPD								
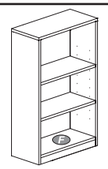	**Bookcase 30" Wide-Two Adjustable Shelves, One Fixed Shelf** • 1-1/2" top with choice of three edge styles • Shelf finish matches shell (vertical surface finish)	30 x 14 x 48-1/2"	KBC3048.E	□□	□□□	□□□	80.0#	$ 939
AEHPD								
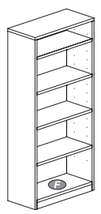	**Bookcase 30" Wide-Four Adjustable Shelves, One Fixed Shelf** • 1-1/2" top with choice of three edge styles • Shelf finish matches shell (vertical surface finish)	30 x 14 x 65-1/2"	KBC3065.E	□□	□□□	□□□	110.0#	$ 1091
		30 x 14 x 72-1/2"	KBC3072.E	□□	□□□	□□□	125.0#	1187
AEHPD								
			Ⓐ	Ⓑ	Ⓒ	Ⓓ		

HOW TO ORDER

Indicate the following information on order form:
1. Quantity of each item.
2. Model number, including options. See "How To Build a Model Number".
3. Any special service required.

Note: • The □ indicates that a choice is required.
- The absence of the □ indicates that no choice is required.
- Alpha-numeric characters in place of □ indicate that no other alternatives are available.

HOW TO BUILD A MODEL NUMBER

Ⓐ Select basic model.

Ⓑ Select edge style.

F	- Flat edge
P3	- Three wave profile edge
P4	- Four wave profile edge

Ⓒ Select horizontal surface finish.
Refer to the **Product Color Options** page in this price list.

Ⓓ Select vertical surface finish.
Refer to the **Product Color Options** page in this price list.

SPECIAL SERVICES

Special Carton Marking

With specially marked information	N/C

Shipping

Ships **assembled, FOB KI-Aristotle Brampton, ON L6T 5T6, freight prepaid.** Freight class 85.

Specifications and prices are subject to change without prior notice.

Aristotle® Executive Storage
Bookcases-36" Wide

Aristotle® Executive Storage
Bookcases-36" Wide

	MODEL	W x D x H	MODEL NUMBER Basic Model	Edge Style	Horizontal Surface Finish	Vertical Surface Finish	Approx. Packaged Weight	Delivered Pricing
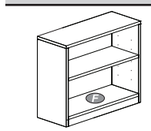 AEHPD	**Bookcase 36" Wide-One Adjustable Shelf, One Fixed Shelf** • 1-1/2" top with choice of three edge styles • Shelf finish matches shell (vertical surface finish)	36 x 14 x 29-1/2"	KBC3629.E	□□	□□□	□□□	65.0#	$ 968
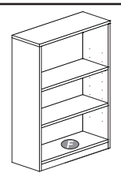 AEHPD	**Bookcase 36" Wide-Two Adjustable Shelves, One Fixed Shelf** • 1-1/2" top with choice of three edge styles • Shelf finish matches shell (vertical surface finish)	36 x 14 x 48-1/2"	KBC3648.E	□□	□□□	□□□	90.0#	$ 1044
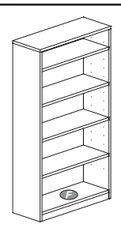 AEHPD	**Bookcase 36" Wide-Four Adjustable Shelves, One Fixed Shelf** • 1-1/2" top with choice of three edge styles • Shelf finish matches shell (vertical surface finish)	36 x 14 x 65-1/2"	KBC3665.E	□□	□□□	□□□	125.0#	$ 1208
		36 x 14 x 72-1/2"	KBC3672.E	□□	□□□	□□□	140.0#	1320
			Ⓐ	Ⓑ	Ⓒ	Ⓓ		

HOW TO ORDER

Indicate the following information on order form:
1. Quantity of each item.
2. Model number, including options. See "How To Build a Model Number".
3. Any special service required.

Note: • The □ indicates that a choice is required.
- The absence of the □ indicates that no choice is required.
- Alpha-numeric characters in place of □ indicate that no other alternatives are available.

HOW TO BUILD A MODEL NUMBER

Ⓐ Select basic model.

Ⓑ Select edge style.

F	- Flat edge
P3	- Three wave profile edge
P4	- Four wave profile edge

Ⓒ Select horizontal surface finish.
Refer to the **Product Color Options** page in this price list.

Ⓓ Select vertical surface finish.
Refer to the **Product Color Options** page in this price list.

SPECIAL SERVICES

Special Carton Marking

With specially marked information	N/C

Shipping

Ships **assembled, FOB KI-Aristotle Brampton, ON L6T 5T6, freight prepaid.** Freight class 85.

Specifications and prices are subject to change without prior notice.

Aristotle® Executive Storage
Bookcase Accessories

Aristotle® Executive Storage
Bookcase Accessories

	MODEL	W x D x H	MODEL NUMBER Basic Model	Edge Style	Horizontal Surface Finish	Vertical Surface Finish	Approx. Packaged Weight	Delivered Pricing
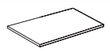	**Extra Shelf for 24" Wide Bookcase** • Includes 2 wire shelf supports	22 x 13 x 1"	KES24.H		□□□		4.0#	$ 144
ARHPD								
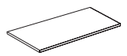	**Extra Shelf for 30" Wide Bookcase** • Includes 2 wire shelf supports	28 x 13 x 1"	KES30.H		□□□		5.0#	$ 144
ARHPD								
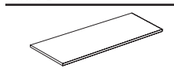	**Extra Shelf for 36" Wide Bookcase** • Includes 2 wire shelf supports	34 x 13 x 1"	KES36.H		□□□		6.0#	$ 144
ARHPD								
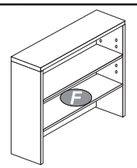	**Desk Top Stack-On Bookcase** • For use on top of lateral files and storage cabinets • 12" clearance above desktop • 36" high feature one adjustable shelf; 43" feature two adjsutable shelves • Shelf finish matches shell (vertical surface finish)	30 x 16 x 36"	KXCB3036.E	□□	□□□	□□□□	70.0#	$ 929
		30 x 16 x 43"	KXCB3043.E	□□	□□□	□□□□	80.0#	998
		36 x 16 x 36"	KXCB3636.E	□□	□□□	□□□□	80.0#	998
		36 x 16 x 43"	KXCB3643.E	□□	□□□	□□□□	90.0#	1097
AEHPD								
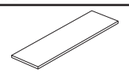	**Extra Desk Top Shelves** • Extra shelf for 30" wide desk top bookcase • Extra shelf for 36" wide desktop bookcase	28 x 14 x 1"	KXES30.H		□□□		5.0#	$ 144
		34 x 14 x 1"	KXES36.H		□□□		6.0#	144
ARHPD								

Ⓐ Ⓑ Ⓒ Ⓓ

HOW TO ORDER

Indicate the following information on order form:
1. Quantity of each item.
2. Model number, including options. See "How To Build a Model Number".
3. Any special service required.

Note: • The □ indicates that a choice is required.
- The absence of the □ indicates that no choice is required.
- Alpha-numeric characters in place of □ indicate that no other alternatives are available.

HOW TO BUILD A MODEL NUMBER

Ⓐ Select basic model.

Ⓑ Select edge style.

F	- Flat edge
P3	- Three wave profile edge
P4	- Four wave profile edge

Ⓒ Select horizontal surface finish.
Refer to the **Product Color Options** page in this price list.

Ⓓ Select vertical surface finish.
Refer to the **Product Color Options** page in this price list.

SPECIAL SERVICES

Special Carton Marking

With specially marked information	N/C

Shipping

Ships **assembled, FOB KI-Aristotle Brampton, ON L6T 5T6, freight prepaid.** Freight class 85.

Specifications and prices are subject to change without prior notice.

Aristotle® Executive Storage
Quarter-Round Bookcases

Aristotle® Executive Storage
Quarter-Round Bookcases

	MODEL	W x D x H	MODEL NUMBER Basic Model	Edge Style	Horizontal Surface Finish	Vertical Surface Finish	Approx. Packaged Weight	Delivered Pricing
 AEHPD	**Quarter-Round Bookcase-Desk Top Stack-On Section, Right** • 1-1/2" top with choice of three edge styles • Orientation determines grain direction, to match adjacent units • 16" is intended for desk top use, with no bottom shelf • Two fixed shelves • Shelf finish matches shell (vertical surface finish)	16 x 16 x 36"	KQRB1636R.E	□□	□□□	□□□	70.0#	$ 631
		16 x 16 x 43"	KQRB1643R.E	□□	□□□	□□□	75.0#	748
 AEHPD	**Quarter-Round Bookcase-Desk Top Stack-On Section, Left** • 1-1/2" top with choice of three edge styles • Orientation determines grain direction, to match adjacent units • 16" is intended for desk top use, with no bottom shelf • Two fixed shelves • Shelf finish matches shell (vertical surface finish)	16 x 16 x 36"	KQRB1636L.E	□□	□□□	□□□	70.0#	$ 631
		16 x 16 x 43"	KQRB1643L.E	□□	□□□	□□□	75.0#	748
 AEHPD	**Quarter-Round Bookcase-Desk/Credenza, Right** • 1-1/2" top with choice of three edge styles • Orientation determines grain direction, to match adjacent units • 29" flush with adjacent worksurface height • Two fixed shelves • Shelf finish matches shell (vertical surface finish)	20 x 20 x 29"	KQRB2029R.E	□□	□□□	□□□	70.0#	$ 667
		24 x 24 x 29"	KQRB2429R.E	□□	□□□	□□□	75.0#	728
 AEHPD	**Quarter-Round Bookcase-Desk/Credenza, Left** • 1-1/2" top with choice of three edge styles • Orientation determines grain direction, to match adjacent units • 29" flush with adjacent worksurface height • Two fixed shelves • Shelf finish matches shell (vertical surface finish)	20 x 20 x 29"	KQRB2029L.E	□□	□□□	□□□	70.0#	$ 667
		24 x 24 x 29"	KQRB2429L.E	□□	□□□	□□□	75.0#	728
			Ⓐ	Ⓑ	Ⓒ	Ⓓ		

HOW TO ORDER

Indicate the following information on order form:
1. Quantity of each item.
2. Model number, including options. See "How To Build a Model Number".
3. Any special service required.

Note: • The □ indicates that a choice is required.
- The absence of the □ indicates that no choice is required.
- Alpha-numeric characters in place of □ indicate that no other alternatives are available.

HOW TO BUILD A MODEL NUMBER

Ⓐ Select basic model.

Ⓑ Select edge style.

F	- Flat edge
P3	- Three wave profile edge
P4	- Four wave profile edge

Ⓒ Select horizontal surface finish.
Refer to the **Product Color Options** page in this price list.

Ⓓ Select vertical surface finish.
Refer to the **Product Color Options** page in this price list.

SPECIAL SERVICES

Special Carton Marking

With specially marked information N/C

Shipping

Ships **assembled, FOB KI-Aristotle Brampton, ON L6T 5T6, freight prepaid.** Freight class 85.

Specifications and prices are subject to change without prior notice.

Aristotle® Executive Storage
Quarter-Round Bookcases

Aristotle® Executive Storage
Quarter-Round Bookcases

	MODEL	W x D x H	MODEL NUMBER Basic Model	Edge Style	Horizontal Surface Finish	Vertical Surface Finish	Approx. Packaged Weight	Delivered Pricing
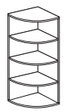 AEHPD	**Quarter-Round Bookcase-Overhead, Right** • 1-1/2" top with choice of three edge styles • Orientation determines grain direction, to match adjacent units • 16" matches depth and height of installed overhead • Four fixed shelves • Shelf finish matches shell (vertical surface finish)	16 x 16 x 65"	KQRB1665R.E	□□	□□□	□□□	95.0#	$ 854
		16 x 16 x 72"	KQRB1672R.E	□□	□□□	□□□	100.0#	908
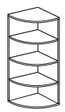 AEHPD	**Quarter-Round Bookcase-Overhead, Left** • 1-1/2" top with choice of three edge styles • Orientation determines grain direction, to match adjacent units • 16" matches depth and height of installed overhead • Four fixed shelves • Shelf finish matches shell (vertical surface finish)	16 x 16 x 65"	KQRB1665L.E	□□	□□□	□□□	95.0#	$ 854
		16 x 16 x 72"	KQRB1672L.E	□□	□□□	□□□	100.0#	908
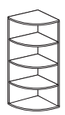 AEHPD	**Quarter-Round Bookcase-Tower, Right** • 1-1/2" top with choice of three edge styles • Orientation determines grain direction, to match adjacent units • 20" and 24" matches depth and height of towers • Four fixed shelves • Shelf finish matches shell (vertical surface finish)	20 x 20 x 65"	KQRB2065R.E	□□	□□□	□□□	105.0#	$ 959
		24 x 24 x 65"	KQRB2465R.E	□□	□□□	□□□	110.0#	1170
		20 x 20 x 72"	KQRB2072R.E	□□	□□□	□□□	115.0#	1033
		24 x 24 x 72"	KQRB2472R.E	□□	□□□	□□□	120.0#	1232
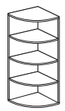 AEHPD	**Quarter-Round Bookcase-Tower, Left** • 1-1/2" top with choice of three edge styles • Orientation determines grain direction, to match adjacent units • 20" and 24" matches depth and height of towers • Four fixed shelves • Shelf finish matches shell (vertical surface finish)	20 x 20 x 65"	KQRB2065L.E	□□	□□□	□□□	105.0#	$ 959
		24 x 24 x 65"	KQRB2465L.E	□□	□□□	□□□	110.0#	1170
		20 x 20 x 72"	KQRB2072L.E	□□	□□□	□□□	115.0#	1033
		24 x 24 x 72"	KQRB2472L.E	□□	□□□	□□□	120.0#	1232
			Ⓐ	Ⓑ	Ⓒ	Ⓓ		

HOW TO ORDER

Indicate the following information on order form:
1. Quantity of each item.
2. Model number, including options. See "How To Build a Model Number".
3. Any special service required.

Note: • The □ indicates that a choice is required.
• The absence of the □ indicates that no choice is required.
• Alpha-numeric characters in place of □ indicate that no other alternatives are available.

HOW TO BUILD A MODEL NUMBER

Ⓐ Select basic model.

Ⓑ Select edge style.

F	- Flat edge
P3	- Three wave profile edge
P4	- Four wave profile edge

Ⓒ Select horizontal surface finish.
Refer to the **Product Color Options** page in this price list.

Ⓓ Select vertical surface finish.
Refer to the **Product Color Options** page in this price list.

SPECIAL SERVICES

Special Carton Marking

With specially marked information N/C

Shipping

Ships **assembled, FOB KI-Aristotle Brampton, ON L6T 5T6, freight prepaid.** Freight class 85.

Specifications and prices are subject to change without prior notice.

Aristotle® Executive Storage
Square Bookcases

Aristotle® Executive Storage
Square Bookcases

	MODEL	W x D x H	MODEL NUMBER Basic Model	Edge Style	Horizontal Surface Finish	Vertical Surface Finish	Approx. Packaged Weight	Delivered Pricing
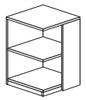 AEHPD	**Corner-Square Bookcase-Desk/Credenza, Right** • 1-1/2" top with choice of three edge styles • Orientation determines grain direction, to match adjacent units • 29" flush with adjacent worksurface height • Two fixed shelves • Shelf finish matches shell (vertical surface finish)	20 x 20 x 29"	KCSB2029R.E	□□	□□□	□□□	65.0#	$ 696
		24 x 24 x 29"	KCSB2429R.E	□□	□□□	□□□	70.0#	823
 AEHPD	**Corner-Square Bookcase-Desk/Credenza, Left** • 1-1/2" top with choice of three edge styles • Orientation determines grain direction, to match adjacent units • 29" flush with adjacent worksurface height • Two fixed shelves • Shelf finish matches shell (vertical surface finish)	20 x 20 x 29"	KCSB2029L.E	□□	□□□	□□□	65.0#	$ 696
		24 x 24 x 29"	KCSB2429L.E	□□	□□□	□□□	70.0#	823
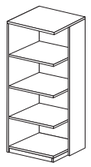 AEHPD	**Corner-Square Bookcase--Tower, Right** • 1-1/2" top with choice of three edge styles • Orientation determines grain direction, to match adjacent units • 20" and 24" matches depth and height of towers • Four fixed shelves • Shelf finish matches shell (vertical surface finish)	20 x 20 x 65"	KCSB2065R.E	□□	□□□	□□□	115.0#	$ 1055
		24 x 24 x 65"	KCSB2465R.E	□□	□□□	□□□	125.0#	1284
		20 x 20 x 72"	KCSB2072R.E	□□	□□□	□□□	120.0#	1136
		24 x 24 x 72"	KCSB2472R.E	□□	□□□	□□□	130.0#	1357
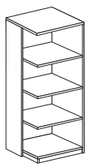 AEHPD	**Corner-Square Bookcase--Tower, Left** • 1-1/2" top with choice of three edge styles • Orientation determines grain direction, to match adjacent units • 20" and 24" matches depth and height of towers • Four fixed shelves • Shelf finish matches shell (vertical surface finish)	20 x 20 x 65"	KCSB2065L.E	□□	□□□	□□□	115.0#	$ 1055
		24 x 24 x 65"	KCSB2465L.E	□□	□□□	□□□	125.0#	1284
		20 x 20 x 72"	KCSB2072L.E	□□	□□□	□□□	120.0#	1136
		24 x 24 x 72"	KCSB2472L.E	□□	□□□	□□□	130.0#	1357
			Ⓐ	Ⓑ	Ⓒ	Ⓓ		

HOW TO ORDER

Indicate the following information on order form:
1. Quantity of each item.
2. Model number, including options. See "How To Build a Model Number".
3. Any special service required.

Note: • The □ indicates that a choice is required.
- The absence of the □ indicates that no choice is required.
- Alpha-numeric characters in place of □ indicate that no other alternatives are available.

HOW TO BUILD A MODEL NUMBER

Ⓐ Select basic model.

Ⓑ Select edge style.

F	- Flat edge
P3	- Three wave profile edge
P4	- Four wave profile edge

Ⓒ Select horizontal surface finish.
Refer to the **Product Color Options** page in this price list.

Ⓓ Select vertical surface finish.
Refer to the **Product Color Options** page in this price list.

SPECIAL SERVICES

Special Carton Marking

With specially marked information N/C

Shipping

Ships **assembled, FOB KI-Aristotle Brampton, ON L6T 5T6, freight prepaid.** Freight class 85.

Specifications and prices are subject to change without prior notice.

Aristotle® Executive Accessories

Desktop Acrylic Screen

Aristotle® Executive Accessories
Desktop Acrylic Screen

	MODEL	W x D x H	MODEL NUMBER Basic Model	Approx. Packaged Weight	Delivered Pricing
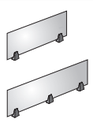 ARFDT	**Desktop Acrylic Screen - 12" H** • 24-54" wide require 2 desk top screen supports, specifed separately • 60-72" wide require 3 desk top screen supports, specified separately • 1/4" frosted acrylic • Surface mounted attachment • Field installed	21 x 1/4 x 12"	KDTP2412	2.0#	$ 149
		27 x 1/4 x 12"	KDTP3012	3.0#	173
		33 x 1/4 x 12"	KDTP3612	4.0#	194
		39 x 1/4 x 12"	KDTP4212	5.0#	251
		45 x 1/4 x 12"	KDTP4812	6.0#	251
		51 x 1/4 x 12"	KDTP5412	7.0#	321
		57 x 1/4 x 12"	KDTP6012	8.0#	321
		63 x 1/4 x 12"	KDTP6612	9.0#	321
		69 x 1/4 x 12"	KDTP7212	10.0#	368
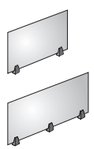 ARFDT	**Desktop Acrylic Screen - 18" H** • 24-54" wide require 2 desk top screen supports, specifed separately • 60-72" wide require 3 desk top screen supports, specified separately • 1/4" frosted acrylic • Surface mounted attachment • Field installed	21 x 1/4 x 18"	KDTP2418	3.0#	$ 249
		27 x 1/4 x 18"	KDTP3018	5.0#	292
		33 x 1/4 x 18"	KDTP3618	6.0#	292
		39 x 1/4 x 18"	KDTP4218	8.0#	379
		45 x 1/4 x 18"	KDTP4818	9.0#	379
		51 x 1/4 x 18"	KDTP5418	11.0#	465
		57 x 1/4 x 18"	KDTP6018	12.0#	465
		63 x 1/4 x 18"	KDTP6618	14.0#	550
		69 x 1/4 x 18"	KDTP7218	15.0#	559

Ⓐ

HOW TO ORDER

Indicate the following information on order form:
1. Quantity of each item.
2. Model number, including options. See "How To Build a Model Number".
3. Any special service required.

Note: • The ☐ indicates that a choice is required.
- The absence of the ☐ indicates that no choice is required.
- Alpha-numeric characters in place of ☐ indicate that no other alternatives are available.

HOW TO BUILD A MODEL NUMBER

Ⓐ Select basic model.

SPECIAL SERVICES

Special Carton Marking

With specially marked information N/C

Shipping

Ships **assembled, FOB KI-Aristotle Brampton, ON L6T 5T6, freight prepaid.** Freight class 85.

Specifications and prices are subject to change without prior notice.

Aristotle® Executive Accessories
Desktop Screen Support

Aristotle® Executive Accessories
Desktop Screen Support

	MODEL	W x H	MODEL NUMBER Basic Model	Approx. Packaged Weight	Delivered Pricing
 ARFDT	**Desktop Screen Support-6" High, Black Finish**	1-16/25 x 2-8/25"	KDTPSBL	1.0#	$ 54
 ARFDT	**Desktop Screen Support-6" High, Brushed Nickel Finish**	1-16/25 x 2-8/25"	KDTPSBN	1.0#	$ 61
 ARFDT	**Desktop Screen Support-6" High, Silver Finish**	1-16/25 x 2-8/25"	KDTPSS	1.0#	$ 54
 ARFDT	**Desktop Screen Support-6" High, White Finish**	1-16/25 x 2-8/25"	KDTPSW	1.0#	$ 54
			Ⓐ		

HOW TO ORDER

Indicate the following information on order form:
1. Quantity of each item.
2. Model number, including options. See "How To Build a Model Number".
3. Any special service required.

Note: • The ☐ indicates that a choice is required.
- The absence of the ☐ indicates that no choice is required.
- Alpha-numeric characters in place of ☐ indicate that no other alternatives are available.

HOW TO BUILD A MODEL NUMBER

Ⓐ Select basic model.

SPECIAL SERVICES

Special Carton Marking

With specially marked information N/C

Shipping

Ships **assembled, FOB KI-Aristotle Brampton, ON L6T 5T6, freight prepaid.** Freight class 85.

Specifications and prices are subject to change without prior notice.

Aristotle® Executive Accessories
Paper Management

Aristotle® Executive Accessories
Paper Management

	MODEL	W x D x H	MODEL NUMBER: Basic Model	Edge Style	Horizontal Surface Finish	Vertical Surface Finish	Approx. Packaged Weight	Delivered Pricing
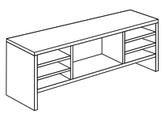	**Stack-On Organizer Hutch**	60 x 16 x 22”	KSOH6022.E	□□	□□□	□□□	105.0#	$ 869
		66 x 16 x 22”	KSOH6622.E	□□	□□□	□□□	112.0#	906
		72 x 16 x 22”	KSOH7222.E	□□	□□□	□□□	120.0#	939
		78 x 16 x 22”	KSOH7822.E	□□	□□□	□□□	129.0#	979
AEOVD								
	**Paper Organizer** • Horizontal dividers	17 x 13-1/2 x 17-1/4”	KPOHD1713.H		□□□	□□□	30.0#	$ 303
AROVD								
	**Paper Organizer** • Horizontal and vertical dividers	17 x 13-1/2 x 17-1/4”	KPOHVD1713.H		□□□	□□□	31.0#	$ 303
AROVD								
			Ⓐ	Ⓑ	Ⓒ	Ⓓ		

HOW TO ORDER

Indicate the following information on order form:
1. Quantity of each item.
2. Model number, including options. See “How To Build a Model Number”.
3. Any special service required.

Note: • The □ indicates that a choice is required.
- The absence of the □ indicates that no choice is required.
- Alpha-numeric characters in place of □ indicate that no other alternatives are available.

HOW TO BUILD A MODEL NUMBER

Ⓐ Select basic model.

Ⓑ Select edge style.

F	- Flat edge
P3	- Three wave profile edge
P4	- Four wave profile edge

Ⓒ Select horizontal surface finish.
Refer to the **Product Color Options** page in this price list.

Ⓓ Select vertical surface finish.
Refer to the **Product Color Options** page in this price list.

SPECIAL SERVICES

Special Carton Marking

With specially marked information	N/C

Shipping

Ships **assembled, FOB KI-Aristotle Brampton, ON L6T 5T6, freight prepaid.** Freight class 85.

Specifications and prices are subject to change without prior notice.

Aristotle® Executive Accessories
Paper Management

Aristotle® Executive Accessories
Paper Management

	MODEL	W x D x H	MODEL NUMBER Basic Model	Horizontal Surface Finish	Vertical Surface Finish	Approx. Packaged Weight	Delivered Pricing
 AROVD	**Overhead Paper Sorter Insert - For Use Without Tackboard** • For use without tackboards only • Paper sorters are not compatible with the cutaway gable option, which offers insufficient clearance for the sorter • Not available for corner overheads and wall mount overheads • Vertical surface finish is laminate finish for entire insert	22 x 13-1/2 x 5-1/4"	KOPS24.H		□□□	14.0#	$ 457
		28 x 13-1/2 x 5-1/4"	KOPS30.H		□□□	17.0#	490
		34 x 13-1/2 x 5-1/4"	KOPS36.H		□□□	20.0#	523
		40 x 13-1/2 x 5-1/4"	KOPS42.H		□□□	23.0#	558
		46 x 13-1/2 x 5-1/4"	KOPS48.H		□□□	26.0#	590
		52 x 13-1/2 x 5-1/4"	KOPS54.H		□□□	29.0#	620
		58 x 13-1/2 x 5-1/4"	KOPS60.H		□□□	32.0#	657
		64 x 13-1/2 x 5-1/4"	KOPS66.H		□□□	35.0#	692
		70 x 13-1/2 x 5-1/4"	KOPS72.H		□□□	38.0#	725
		76 x 13-1/2 x 5-1/4"	KOPS78.H		□□□	41.0#	754
 AROVD	**Overhead Paper Sorter Insert - For Use With Tackboard** • For use with tackboards, specified separately • Paper sorters are not compatible with the cutaway gable option, which offers insufficient clearance for the sorter • Field installed (mount optional tackboard first) • Not available for corner overheads and wall mount overheads • Vertical surface finish is laminate finish for entire insert	22 x 13-1/2 x 5-1/4"	KOPST24.H		□□□	14.0#	$ 457
		28 x 13-1/2 x 5-1/4"	KOPST30.H		□□□	17.0#	490
		34 x 13-1/2 x 5-1/4"	KOPST36.H		□□□	20.0#	523
		40 x 13-1/2 x 5-1/4"	KOPST42.H		□□□	23.0#	558
		46 x 13-1/2 x 5-1/4"	KOPST48.H		□□□	26.0#	590
		52 x 13-1/2 x 5-1/4"	KOPST54.H		□□□	29.0#	620
		58 x 13-1/2 x 5-1/4"	KOPST60.H		□□□	32.0#	657
		64 x 13-1/2 x 5-1/4"	KOPST66.H		□□□	35.0#	692
		70 x 13-1/2 x 5-1/4"	KOPST72.H		□□□	38.0#	725
		76 x 13-1/2 x 5-1/4"	KOPST78.H		□□□	41.0#	754
			Ⓐ	Ⓑ	Ⓒ		

HOW TO ORDER

Indicate the following information on order form:
1. Quantity of each item.
2. Model number, including options. See "How To Build a Model Number".
3. Any special service required.

Note: • The □ indicates that a choice is required.
• The absence of the □ indicates that no choice is required.
• Alpha-numeric characters in place of □ indicate that no other alternatives are available.

HOW TO BUILD A MODEL NUMBER

Ⓐ Select basic model.

Ⓑ Select horizontal surface finish.
Refer to the **Product Color Options** page in this price list.

Ⓒ Select vertical surface finish.
Refer to the **Product Color Options** page in this price list.

SPECIAL SERVICES

Special Carton Marking

With specially marked information	N/C

Shipping

Ships **assembled, FOB KI-Aristotle Brampton, ON L6T 5T6, freight prepaid.** Freight class 85.

Specifications and prices are subject to change without prior notice.

Aristotle® Executive Accessories
Tackboards

Aristotle® Executive Accessories
Tackboards

	MODEL	W x D x H	MODEL NUMBER Basic Model	MODEL NUMBER Fabric Color	Approx. Packaged Weight	Delivered Pricing Fabric Grade 1 & C.O.M.	Delivered Pricing Fabric Grade 2	Delivered Pricing Fabric Grade 3 & Pallas Vertical Fabric Grade PV	Delivered Pricing Pallas Vertical Fabric Grade PV1	Delivered Pricing Pallas Vertical Fabric Grade PV2
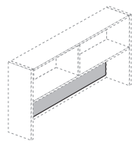 ARTAC	**Tackboard for 36" High Overhead** • Tackboards are attached to a horizontal load bar (supplied) with removable mounting brackets	30 x 3/4 x 17"	KTK30	□□□□	3.0#	$ 174	$ 182	$ 184	$ 194	$ 213
		36 x 3/4 x 17"	KTK36	□□□□	4.0#	194	209	209	219	233
		42 x 3/4 x 17"	KTK42	□□□□	5.0#	216	224	225	238	259
		48 x 3/4 x 17"	KTK48	□□□□	6.0#	233	247	249	264	284
		54 x 3/4 x 17"	KTK54	□□□□	6.0#	254	268	272	293	313
		60 x 3/4 x 17"	KTK60	□□□□	8.0#	301	310	313	335	363
		66 x 3/4 x 17"	KTK66	□□□□	9.0#	307	322	326	345	370
		72 x 3/4 x 17"	KTK72	□□□□	10.0#	317	332	334	357	381
		78 x 3/4 x 17"	KTK78	□□□□	10.0#	319	339	344	370	397
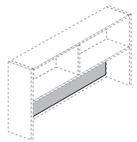 ARTAC	**Tackboard for 43" High Overhead** • Tackboards are attached to a horizontal load bar (supplied) with removable mounting brackets	30 x 3/4 x 24"	KTK3024	□□□□	3.0#	$ 233	$ 250	$ 255	$ 271	$ 291
		36 x 3/4 x 24"	KTK3624	□□□□	4.0#	267	282	288	309	331
		42 x 3/4 x 24"	KTK4224	□□□□	5.0#	293	310	317	339	363
		48 x 3/4 x 24"	KTK4824	□□□□	6.0#	318	339	344	369	395
		54 x 3/4 x 24"	KTK5424	□□□□	6.0#	344	366	373	401	429
		60 x 3/4 x 24"	KTK6024	□□□□	8.0#	406	433	440	471	504
		66 x 3/4 x 24"	KTK6624	□□□□	9.0#	415	441	449	481	513
		72 x 3/4 x 24"	KTK7224	□□□□	10.0#	432	457	467	498	532
		78 x 3/4 x 24"	KTK7824	□□□□	10.0#	443	471	480	512	549
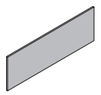 ARTAC	**Wall-Mount Tackboards** • Tackboards are attached to a horizontal load bar (supplied) with removable mounting brackets	30 x 3/4 x 17"	KWMTK30	□□□□	3.0#	$ 181	$ 191	$ 191	$ 209	$ 219
		36 x 3/4 x 17"	KWMTK36	□□□□	4.0#	206	214	214	225	246
		42 x 3/4 x 17"	KWMTK42	□□□□	5.0#	222	231	232	251	269
		54 x 3/4 x 17"	KWMTK54	□□□□	6.0#	268	284	290	310	332
		48 x 3/4 x 17"	KWMTK48	□□□□	6.0#	243	256	256	272	292
		60 x 3/4 x 17"	KWMTK60	□□□□	8.0#	303	317	319	338	365
		66 x 3/4 x 17"	KWMTK66	□□□□	9.0#	309	326	327	349	374
		72 x 3/4 x 17"	KWMTK72	□□□□	10.0#	320	335	336	360	384
		78 x 3/4 x 17"	KWMTK78	□□□□	10.0#	322	343	351	374	402
		30 x 3/4 x 24"	KWMTK3024	□□□□	3.0#	244	258	264	282	303
		36 x 3/4 x 24"	KWMTK3624	□□□□	4.0#	279	294	302	320	343
		42 x 3/4 x 24"	KWMTK4224	□□□□	5.0#	303	319	327	349	374
		48 x 3/4 x 24"	KWMTK4824	□□□□	6.0#	331	351	357	382	408
		54 x 3/4 x 24"	KWMTK5424	□□□□	6.0#	356	377	384	411	441
		60 x 3/4 x 24"	KWMTK6024	□□□□	8.0#	410	435	443	475	507
		66 x 3/4 x 24"	KWMTK6624	□□□□	9.0#	418	445	455	485	521
		72 x 3/4 x 24"	KWMTK7224	□□□□	10.0#	437	461	473	505	542
		78 x 3/4 x 24"	KWMTK7824	□□□□	10.0#	453	480	488	524	561
			Ⓐ	Ⓑ						

HOW TO ORDER

Indicate the following information on order form:
1. Quantity of each item.
2. Model number, including options. See "How To Build a Model Number".
3. Any special service required.

Note: • The □ indicates that a choice is required.
- The absence of the □ indicates that no choice is required.
- Alpha-numeric characters in place of □ indicate that no other alternatives are available.

HOW TO BUILD A MODEL NUMBER

Ⓐ Select basic model.

Ⓑ Select fabric color.
Refer to **ki.com/fabrics**

SPECIAL SERVICES

Special Carton Marking

With specially marked information N/C

Shipping

Ships **knocked down, FOB Manitowoc, WI 54220, freight prepaid.** Freight class 70.

Specifications and prices are subject to change without prior notice.

Aristotle® Executive Accessories
Tackboards

KI

Aristotle® Executive Accessories
Tackboards

	MODEL	W x D x H	MODEL NUMBER Basic Model (A)	MODEL NUMBER Fabric Color (B)	Approx. Packaged Weight	Delivered Pricing Fabric Grade 1 & C.O.M.	Delivered Pricing Fabric Grade 2	Delivered Pricing Fabric Grade 3 & Pallas Vertical Fabric Grade PV	Delivered Pricing Pallas Vertical Fabric Grade PV1	Delivered Pricing Pallas Vertical Fabric Grade PV2
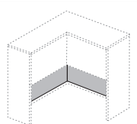 ARTAC	**Tackboard for Corner Symmetrical 36" High Overhead** • Tackboards are attached to a horizontal load bar (supplied) with removable mounting brackets	33 x 32-1/2 x 3/4 x 17"	KTKC3636	□□□□	4.0#	$ 392	$ 410	$ 411	$ 440	$ 473
		39 x 38-1/2 x 3/4 x 17"	KTKC4242	□□□□	5.0#	432	448	449	481	519
		45 x 44-1/2 x 3/4 x 17"	KTKC4848	□□□□	6.0#	473	490	494	527	568
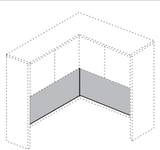 ARTAC	**Tackboard for Corner Symmetrical 43" High Overhead** • Tackboards are attached to a horizontal load bar (supplied) with removable mounting brackets	33 x 32-1/2 x 3/4 x 24"	KTKC363624	□□□□	4.0#	$ 530	$ 561	$ 573	$ 614	$ 656
		39 x 38-1/2 x 3/4 x 24"	KTKC424224	□□□□	5.0#	586	622	632	677	725
		45 x 44-1/2 x 3/4 x 24"	KTKC484824	□□□□	6.0#	642	678	695	742	793
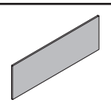 ARTAC	**Tackboard for Gallery Reception Desk** • Tackboards are attached to a horizontal load bar (supplied) with removable mounting brackets	66 x 3/4 x 13"	KTKG66	□□□□	9.0#	$ 282	$ 293	$ 295	$ 317	$ 338
		72 x 3/4 x 13"	KTKG72	□□□□	10.0#	291	305	306	326	353

HOW TO ORDER

Indicate the following information on order form:
1. Quantity of each item.
2. Model number, including options. See "How To Build a Model Number".
3. Any special service required.

Note: • The □ indicates that a choice is required.
- The absence of the □ indicates that no choice is required.
- Alpha-numeric characters in place of □ indicate that no other alternatives are available.

HOW TO BUILD A MODEL NUMBER

Ⓐ Select basic model.

Ⓑ Select fabric color.
Refer to **ki.com/fabrics**

SPECIAL SERVICES

Special Carton Marking

With specially marked information	N/C

Shipping

Ships **knocked down, FOB Manitowoc, WI 54220, freight prepaid.** Freight class 70.

Specifications and prices are subject to change without prior notice.

Aristotle® Executive Accessories
Connector Tops

Aristotle® Executive Accessories
Connector Tops

	MODEL	W x D x H	MODEL NUMBER Basic Model	Edge Style	Horizontal Surface Finish	Leg Finish	Approx. Packaged Weight	Delivered Pricing
 AEFDT	**Desk Extension Table** • 1-1/2" top with choice of three edge styles • Woodgrain runs 45 degrees from straight edges • 30x30" metal X base standard	24 x 28 x 29"	KECT2424.E	□□	□□□	□□	50.0#	$ 1220
		30 x 35 x 29"	KECT3030.E	□□	□□□	□□	58.0#	1268
 AEFDT	**Half-Round Connector Top** • 1-1/2" top with choice of three edge styles • 3" post leg standard • Woodgrain runs parallel to surface width	48 x 24 x 29"	KHRCT2424.E	□□	□□□	□□	50.0#	$ 786
		54 x 27 x 29"	KHRCT2430.E	□□	□□□	□□	55.0#	912
		60 x 30 x 29"	KHRCT3030.E	□□	□□□	□□	60.0#	1048
 AEFDT	**Quarter-Round Connector Top** • 1-1/2" top with choice of three edge styles • Woodgrain runs parallel to one edge and 90 degrees to other	24 x 24 x 29"	KQRCT2424.E	□□	□□□		30.0#	$ 458
		24 x 30 x 29"	KQRCT2430.E	□□	□□□		35.0#	601
		30 x 24 x 29"	KQRCT3024.E	□□	□□□		35.0#	601
		30 x 30 x 29"	KQRCT3030.E	□□	□□□		40.0#	677
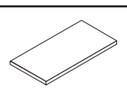 AEFDT	**Connector Top** • 1-1/2" top with choice of three edge styles • Woodgrain runs parallel to surface width	24 x 24"	KBCT2424.E	□□	□□□		25.0#	$ 399
		24 x 30"	KBCT2430.E	□□	□□□		30.0#	412
		30 x 24"	KBCT3024.E	□□	□□□		30.0#	412
		30 x 30"	KBCT3030.E	□□	□□□		35.0#	437
		36 x 24"	KBCT3624.E	□□	□□□		35.0#	437
		36 x 30"	KBCT3630.E	□□	□□□		40.0#	458
		42 x 24"	KBCT4224.E	□□	□□□		40.0#	458
		42 x 30"	KBCT4230.E	□□	□□□		45.0#	478
			Ⓐ	Ⓑ	Ⓒ	Ⓓ		

HOW TO ORDER

Indicate the following information on order form:
1. Quantity of each item.
2. Model number, including options. See "How To Build a Model Number".
3. Any special service required.

Note: • The □ indicates that a choice is required.
- The absence of the □ indicates that no choice is required.
- Alpha-numeric characters in place of □ indicate that no other alternatives are available.

HOW TO BUILD A MODEL NUMBER

Ⓐ Select basic model.

Ⓑ Select edge style.

F	- Flat edge
P3	- Three wave profile edge
P4	- Four wave profile edge

Ⓒ Select horizontal surface finish.
Refer to the **Product Color Options** page in this price list.

Ⓓ Select leg finish.
Refer to the **Product Color Options** page in this price list.

SPECIAL SERVICES

Special Carton Marking

With specially marked information N/C

Shipping

Ships **knocked down, FOB KI-Aristotle Brampton, ON L6T 5T6, freight prepaid.** Freight class 85.

Specifications and prices are subject to change without prior notice.

Aristotle® Executive Accessories
Slimline Metal Leg Set

Aristotle® Executive Accessories
Slimline Metal Leg Set

	MODEL	H	MODEL NUMBER Basic Model	MODEL NUMBER Leg Finish	Approx. Packaged Weight	Delivered Pricing
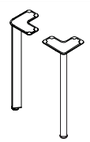	**Slimline Metal Leg Set** • Black (BL) or Starlight Silver (SX) • Set of two metal legs • Specify one set of two legs for use with returns: specify two sets of two legs for use with table and desk worksurfaces • Metal legs feature integrated wire managment slot and adjustable glide	28"	ARISLEGSET	□□	10.0#	$ 258
HRDPT			Ⓐ	Ⓑ		

HOW TO ORDER

Indicate the following information on order form:
1. Quantity of each item.
2. Model number, including options. See “How To Build a Model Number”.
3. Any special service required.

Note: • The □ indicates that a choice is required.
- The absence of the □ indicates that no choice is required.
- Alpha-numeric characters in place of □ indicate that no other alternatives are available.

HOW TO BUILD A MODEL NUMBER

Ⓐ Select basic model.

Ⓑ Select leg finish.
Refer to the **Product Color Options** page in this price list.

SPECIAL SERVICES

Special Carton Marking

With specially marked information	N/C

Shipping

Ships **knocked down, FOB KI-Aristotle Brampton, ON L6T 5T6, freight prepaid.** Freight class 85.

Specifications and prices are subject to change without prior notice.

Aristotle® Executive Accessories
Table/Desk Worksurfaces

Aristotle® Executive Accessories
Table/Desk Worksurfaces

	MODEL	W x D	MODEL NUMBER Basic Model	Edge Style	Horizontal Surface Finish	Approx. Packaged Weight	Delivered Pricing
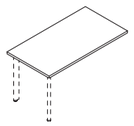 AEACT	**Return Worksurface** • Worksurface only • Does not accept modesty panel or end panel inserts, and is not retrofittable to accept the inserts at a later time • Specify slimline legs separately: requires one set of two legs • 60" and wider models feature a support bracket; 60" and wider models cannot accommodate under-surface placement of full-height pedestals due to bracket	24 X 42"	KRWL42242LTO.E	□□	□□□	35.0#	$ 416
		24 X 48"	KRWL48242LTO.E	□□	□□□	45.0#	426
		24 X 60"	KRWL60242LTO.E	□□	□□□	65.0#	508
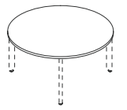 AEACT	**Meeting Table Round Worksurface** • Worksurface only • 1-1/2" thick top • 30" and 36" tops accommodate 3 people, 42" accommodates 4 people, 48" accommodates 5 people • Specify slimline legs separately; requires 2 sets of legs, 4 legs total	30" dia	KRD304LTO.E	□□	□□□	45.0#	$ 515
		36" dia	KRD364LTO.E	□□	□□□	55.0#	515
		42" dia	KRD424LTO.E	□□	□□□	65.0#	629
		48" dia	KRD484LTO.E	□□	□□□	75.0#	692
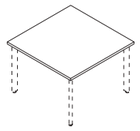 AEACT	**Meeting Table Square Worksurface** • Worksurface only • 1-1/2" thick top • Worksurface accommodates 4 people • Specify slimline legs separately; requires 2 sets of legs, 4 legs total	30 x 30"	KSQ304LTO.E	□□	□□□	45.0#	$ 410
		36 x 36"	KSQ364LTO.E	□□	□□□	55.0#	444
		42 x 42"	KSQ424LTO.E	□□	□□□	65.0#	550
		48 x 48"	KSQ484LTO.E	□□	□□□	75.0#	612
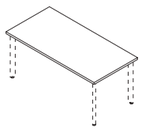 AEACT	**Meeting Table Rectangular Worksurface** • Worksurface only • 1-1/2" thick top • Specify slimline legs separately; requires 2 sets of legs, 4 legs total • 60" and wider models feature a support bracket; 60" and wider models cannot accommodate under-surface placement of full-height pedestals due to bracket	42 x 18"	KWSR42184LTO.E	□□	□□□	26.0#	$ 415
		48 x 24"	KWSR48244LTO.E	□□	□□□	36.0#	429
		60 x 24"	KWSR60244LTO.E	□□	□□□	40.0#	523
		60 x 30"	KWSR60304LTO.E	□□	□□□	50.0#	621
		72 x 30"	KWSR72304LTO.E	□□	□□□	58.0#	683
			Ⓐ	Ⓑ	Ⓒ		

HOW TO ORDER

Indicate the following information on order form:
1. Quantity of each item.
2. Model number, including options. See "How To Build a Model Number".
3. Any special service required.

Note: • The □ indicates that a choice is required.
- The absence of the □ indicates that no choice is required.
- Alpha-numeric characters in place of □ indicate that no other alternatives are available.

HOW TO BUILD A MODEL NUMBER

Ⓐ Select basic model.

Ⓑ Select edge style.

F	- Flat edge
P3	- Three wave profile edge
P4	- Four wave profile edge

Ⓒ Select horizontal surface finish.
Refer to the **Product Color Options** page in this price list.

SPECIAL SERVICES

Special Carton Marking

With specially marked information N/C

Shipping

Ships **knocked down, FOB Bonduel, WI 54107, freight prepaid.** Freight class 85.

Specifications and prices are subject to change without prior notice.

Aristotle® Executive Accessories

Grommet, Wire Management Channel, Keyed Alike Kits

Aristotle® Executive Accessories

Grommet, Wire Management Channel, Keyed Alike Kits

	MODEL	Features	W x D	MODEL NUMBER Basic Model	Approx. Packaged Weight	Delivered Pricing
 HRDPT	**Grommet** • 2-3/4" diameter • Field installed • Requires 2-3/4" diameter hole • Black finish		2-3/4 x 2-3/4"	KGR	1.0#	$ 4
 HRDPT	**Wire Management Channel** • Attaches to back panel • Field installed • 12" J-channel • Conceals wires beneath desktop		12"	KWMC	1.0#	$ 4
HRDPT	**Keyed Alike Kits** • Provides single key workstation access • Field installed • Units can be quickly and easily re-keyed using a lock core removal key (included with kit) • Determine corrrect number of keyed alike locks required per office by referring to product illustrations (Note: some units have multiple locks)	1 lock		KKAK.1	1.0#	$ 14
		2 locks		KKAK.2	1.0#	38
		3 locks		KKAK.3	1.0#	53
		4 locks		KKAK.4	1.0#	71
		5 locks		KKAK.5	1.0#	90
		6 locks		KKAK.6	1.0#	106
				Ⓐ		

HOW TO ORDER

Indicate the following information on order form:
1. Quantity of each item.
2. Model number, including options. See "How To Build a Model Number".
3. Any special service required.

Note: • The ☐ indicates that a choice is required.
- The absence of the ☐ indicates that no choice is required.
- Alpha-numeric characters in place of ☐ indicate that no other alternatives are available.

HOW TO BUILD A MODEL NUMBER

Ⓐ Select basic model.

SPECIAL SERVICES

Special Carton Marking

With specially marked information N/C

Shipping

Ships **knocked down, FOB KI-Aristotle Brampton, ON L6T 5T6, freight prepaid.** Freight class 85.

Specifications and prices are subject to change without prior notice.

Aristotle® Executive Accessories
LED Task Lights

Aristotle® Executive Accessories
LED Task Lights

	MODEL	W	MODEL NUMBER Basic Model	Approx. Packaged Weight	Delivered Pricing
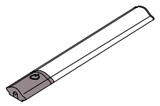 HRDPT	**Single Unit - Overhead LED Task Light** • Attaches to the bottom of overhead storage cabinets or shelving • Task lights are specified by the cabinet width to which they are attached. See "INFORMATION" at bottom of price list page for sizing chart. • Slim profile mounts effortlesly via magnets or screw-in bracket • Attachment hardware included • Touch and hold dimmability with last-state memory • Silver anodized aluminum body/black plastic end caps • 9' power supply • Includes 2 cord managers	12"	LEDTK.12.SGL.GN	1.2#	$ 147
		17"	LEDTK.17.SGL.GN	1.6#	188
		31"	LEDTK.31.SGL.GN	2.1#	230
		44"	LEDTK.44.SGL.GN	2.3#	264
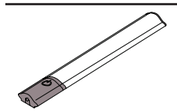 HRDPT	**Starter Unit - Overhead LED Task Light** • Attaches to the bottom of overhead storage cabinets or shelving • Task lights are specified by the cabinet width to which they are attached. See "INFORMATION" below for sizing chart. • Slim profile mounts effortlesly via magnets or screw-in bracket • Attachment hardware included • Touch and hold dimmability with last-state memory • Silver anodized aluminum body/black plastic end caps • Daisy chain with Adder units • 11' power supply • Includes 2 cord managers • Refer to Interlinking Combination table below for optimal performance of daisy chained fixtures	12"	LEDTK.12.DCP.GN	1.2#	$ 192
		17"	LEDTK.17.DCP.GN	1.6#	240
		31"	LEDTK.31.DCP.GN	2.1#	283
		44"	LEDTK.44.DCP.GN	2.3#	321
			Ⓐ		

HOW TO ORDER

Indicate the following information on order form:
1. Quantity of each item.
2. Model number, including options. See "How To Build a Model Number".
3. Any special service required.

Note: • The ☐ indicates that a choice is required.
- The absence of the ☐ indicates that no choice is required.
- Alpha-numeric characters in place of ☐ indicate that no other alternatives are available.

HOW TO BUILD A MODEL NUMBER

Ⓐ Select basic model.

INFORMATION

LED TASK LIGHT CABINET WIDTH

Cabinet Width	Light Width
24"	12" or 17"
30"	17"
36"	17"
42"	31"
48"	31"
54"	44"
60"	44"
66"	44"
72"	44"

INTERLOCKING SPECIFICATIONS

INTERLINKING COMBINATIONS
(DAISY CHAIN)

# of 12"	# of 17"	# of 31"	# of 44"
6	0	0	0
5	1	0	0
5	0	0	0
4	2	0	0
4	1	0	0
4	0	1	0
4	0	0	0
3	2	0	0
3	1	1	0
3	1	0	0
3	0	1	0
3	0	0	1
3	0	0	0
2	3	0	0
2	2	1	0
2	1	1	0
2	0	2	0
2	0	0	1

INTERLOCKING SPECIFICATIONS

INTERLINKING COMBINATIONS (cont.)
(DAISY CHAIN)

# of 12"	# of 17"	# of 31"	# of 44"
1	4	0	0
1	3	0	0
1	2	1	0
1	2	0	1
1	1	1	0
1	1	0	1
0	4	0	0
0	3	1	0
0	3	0	0
0	2	1	0
0	2	0	1
0	1	2	0
0	1	1	1
0	1	0	1
0	0	3	0
0	0	2	0
0	0	1	1
0	0	0	2

SPECIAL SERVICES

Special Carton Marking

With specially marked information	N/C

Shipping

Ships **knocked down, FOB Manitowoc, WI 54220, freight prepaid.** Freight class 70.

Specifications and prices are subject to change without prior notice.

Aristotle® Executive Accessories
LED Task Lights

	MODEL	W	MODEL NUMBER Basic Model	Approx. Packaged Weight	Delivered Pricing
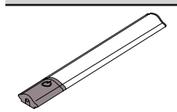 HRDPT	**Adder Unit - Overhead LED Task Light** • Attaches to the bottom of overhead storage cabinets or shelving • Task lights are specified by the cabinet width to which they are attached. See "INFORMATION" below for sizing chart. • Slim profile mounts effortlesly via magnets or screw-in bracket • Attachment hardware included • Touch and hold dimmability with last-state memory • Silver anodized aluminum body/black plastic end caps • Daisy chain with Starter units • 18' jumper cord and connect to starter unit • Includes 2 cord managers • Does not inlcude power supply; must purchase starter unit with power supply • Controlled by the on/off/dimmer of the starter unit • Refer to Interlinking Combination table below for optimal performance of daisy chained fixtures	12" 17" 31" 44"	LEDTK.12.DCA.GN LEDTK.17.DCA.GN LEDTK.31.DCA.GN LEDTK.44.DCA.GN	1.2# 1.6# 2.1# 2.3#	$ 95 109 152 188
			Ⓐ		

HOW TO ORDER

Indicate the following information on order form:
1. Quantity of each item.
2. Model number, including options. See "How To Build a Model Number".
3. Any special service required.

Note: • The ☐ indicates that a choice is required.
- The absence of the ☐ indicates that no choice is required.
- Alpha-numeric characters in place of ☐ indicate that no other alternatives are available.

HOW TO BUILD A MODEL NUMBER

Ⓐ Select basic model.

INFORMATION

LED TASK LIGHT CABINET WIDTH

Cabinet Width	Light Width
24"	12" or 17"
30"	17"
36"	17"
42"	31"
48"	31"
54"	44"
60"	44"
66"	44"
72"	44"

INTERLOCKING SPECIFICATIONS

INTERLINKING COMBINATIONS
(DAISY CHAIN)

# of 12"	# of 17"	# of 31"	# of 44"
6	0	0	0
5	1	0	0
5	0	0	0
4	2	0	0
4	1	0	0
4	0	1	0
4	0	0	0
3	2	0	0
3	1	1	0
3	1	0	0
3	0	1	0
3	0	0	1
3	0	0	0
2	3	0	0
2	2	1	0
2	1	1	0
2	0	2	0
2	0	0	1

INTERLOCKING SPECIFICATIONS

INTERLINKING COMBINATIONS (cont.)
(DAISY CHAIN)

# of 12"	# of 17"	# of 31"	# of 44"
1	4	0	0
1	3	0	0
1	2	1	0
1	2	0	1
1	1	1	0
1	1	0	1
0	4	0	0
0	3	1	0
0	3	0	0
0	2	1	0
0	2	0	1
0	1	2	0
0	1	1	1
0	1	0	1
0	0	3	0
0	0	2	0
0	0	1	1
0	0	0	2

SPECIAL SERVICES

Special Carton Marking

With specially marked information N/C

Shipping

Ships **knocked down, FOB Manitowoc, WI 54220, freight prepaid.** Freight class 70.

Specifications and prices are subject to change without prior notice.

Aristotle® Executive
Conference Room Furniture

Aristotle® Executive
Conference Room Furniture

	MODEL	W x D x H	MODEL NUMBER Basic Model	Edge Style	Horizontal Surface Finish	Vertical Surface Finish	Approx. Packaged Weight	Delivered Pricing
 AEACC	**Lectern** • Features two interior shelves • Grommet included • Locking casters • Ships assembled	18 x 18 x 44-1/2"	KLT1818.E	□□	□□□	□□□	85.0#	$ 911
 AEACC	**End table** • Full width center support • Ships K.D.	24 x 24 x 18-1/2"	KET2424.E	□□	□□□	□□□	40.0#	$ 437
		30 x 30 x 18-1/2"	KET3030.E	□□	□□□	□□□	50.0#	509
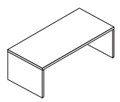 AEACC	**Coffee Table** • Full width center support • Ships K.D.	42 x 20 x 16-1/2"	KCT4220.E	□□	□□□	□□□	50.0#	$ 531
		48 x 24 x 16-1/2"	KCT4824.E	□□	□□□	□□□	55.0#	563
 AEACC	**Printer Table** • Three 8-1/2 x 2-3/4" high paper sorter cubbies • One pullout shelf with paper access • 12" upper and 8" lower shelf clearance • Rear cable management grommets • Ships assembled	30 x 24 x 29-1/2"	KPT3024.E	□□	□□□	□□□	100.0#	$ 816
		36 x 24 x 29-1/2"	KPT3624.E	□□	□□□	□□□	110.0#	916
			Ⓐ	Ⓑ	Ⓒ	Ⓓ		

HOW TO ORDER

Indicate the following information on order form:
1. Quantity of each item.
2. Model number, including options. See "How To Build a Model Number".
3. Any special service required.

Note: • The □ indicates that a choice is required.
- The absence of the □ indicates that no choice is required.
- Alpha-numeric characters in place of □ indicate that no other alternatives are available.

HOW TO BUILD A MODEL NUMBER

Ⓐ Select basic model.

Ⓑ Select edge style.

F	- Flat edge
P3	- Three wave profile edge
P4	- Four wave profile edge

Ⓒ Select horizontal surface finish.
Refer to the **Product Color Options** page in this price list.

Ⓓ Select vertical surface finish.
Refer to the **Product Color Options** page in this price list.

SPECIAL SERVICES

Special Carton Marking

With specially marked information	N/C

Shipping

Ships **assembled, FOB Brampton, ON L6T 5T6, freight prepaid.** Freight class 85. Unless noted.

Specifications and prices are subject to change without prior notice.

Aristotle® Executive
Conference Room Furniture

Aristotle® Executive
Conference Room Furniture

	MODEL	W x D x H	MODEL NUMBER: Basic Model	Edge Style	Horizontal Surface Finish	Vertical Surface Finish	Pull Option	Approx. Packaged Weight	Delivered Pricing
 AEACC	**Single Service Cart** • Integral pull is standard; use xxx2 for optional pulls • Upper pull-out shelf • One box drawer • Storage cabinet features adjustable shelf • Non-locking • Ships assembled	19 x 21 x 36-1/2"	KSS1921.E	□□	□□□	□□□	□□□□	85.0#	$ 1156
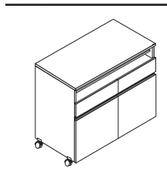 AEACC	**Double Service Cart** • Integral pull is standard; use xxx4 for optional pulls • Upper pull-out shelf • Two box drawers • Adjustable storage cabinet shelves • Non-locking • Ships assembled	32 x 21 x 36-1/2"	KSS3221.E	□□	□□□	□□□	□□□□	120.0#	$ 1945
			Ⓐ	Ⓑ	Ⓒ	Ⓓ	Ⓔ		

HOW TO ORDER

Indicate the following information on order form:
1. Quantity of each item.
2. Model number, including options. See “How To Build a Model Number”.
3. Any special service required.

Note: • The □ indicates that a choice is required.
- The absence of the □ indicates that no choice is required.
- Alpha-numeric characters in place of □ indicate that no other alternatives are available.

HOW TO BUILD A MODEL NUMBER

Ⓐ Select basic model.

Ⓑ Select edge style.

F	- Flat edge
P3	- Three wave profile edge
P4	- Four wave profile edge

Ⓒ Select horizontal surface finish.
Refer to the **Product Color Options** page in this price list.

Ⓓ Select vertical surface finish.
Refer to the **Product Color Options** page in this price list.

Ⓔ Select pull option.

BPA2	- Silver bar pull (2)
BPA4	- Silver bar pull (4)
KIB2	- Waterfall black pull (2)
KIB4	- Waterfall black pull (4)
KIS2	- Waterfall silver pull (2)
KIS4	- Waterfall silver pull (4)
RCP2	- Rectangular silver pull (2)
RCP4	- Rectangular silver pull (4)

SPECIAL SERVICES

Special Carton Marking

With specially marked information N/C

Shipping

Ships **assembled, FOB KI-Aristotle Brampton, ON L6T 5T6, freight prepaid.** Freight class 85.

Specifications and prices are subject to change without prior notice.

Aristotle® Executive
Conference Room Furniture

Aristotle® Executive
Conference Room Furniture

	MODEL	W x D x H	MODEL NUMBER: Basic Model	Edge Style	Horizontal Surface Finish	Vertical Surface Finish	Pull Option	Approx. Packaged Weight	Delivered Pricing
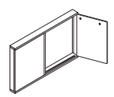 AEACC	**Marker Board** • 1-1/2" top with choice of 3 edge styles • Use xxx2 for pulls • Whiteboard for dry-erase markers • Ledge for eraser and marker storage • Left door-tackable corkboard • Right door-flipchart pegs (on 17-1/2" centers) • Two-piece cleat wall-mount system • Ships assembled	50 x 5 x 40-1/2"	KMB5040.E	□□	□□□	□□□	□□□□	140.0#	$ 1779
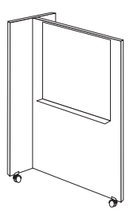 ARACC	**Mobile White Board Divider** • Marker tray standard • 36 x 36" markerboard • Ships K.D.	48 x 28 x 72"	KMWD4872.H			□□□		120.0#	$ 1307
			Ⓐ	Ⓑ	Ⓒ	Ⓓ	Ⓔ		

HOW TO ORDER

Indicate the following information on order form:
1. Quantity of each item.
2. Model number, including options. See "How To Build a Model Number".
3. Any special service required.

Note: • The □ indicates that a choice is required.
- The absence of the □ indicates that no choice is required.
- Alpha-numeric characters in place of □ indicate that no other alternatives are available.

HOW TO BUILD A MODEL NUMBER

Ⓐ Select basic model.

Ⓑ Select edge style.

F	- Flat edge
P3	- Three wave profile edge
P4	- Four wave profile edge

Ⓒ Select horizontal surface finish.
Refer to the **Product Color Options** page in this price list.

Ⓓ Select vertical surface finish.
Refer to the **Product Color Options** page in this price list.

Ⓔ Select pull option.

BPA2	- Silver bar pull (2)
BPA4	- Silver bar pull (4)
KIB2	- Waterfall black pull (2)
KIB4	- Waterfall black pull (4)
KIS2	- Waterfall silver pull (2)
KIS4	- Waterfall silver pull (4)
RCP2	- Rectangular silver pull (2)
RCP4	- Rectangular silver pull (4)

SPECIAL SERVICES

Special Carton Marking

With specially marked information	N/C

Shipping

Ships **assembled, FOB Brampton, ON L6T 5T6, freight prepaid.** Freight class 85. Unless noted.

Specifications and prices are subject to change without prior notice.

Aristotle® Executive
Conference Room Furniture

	MODEL	W x D x H	MODEL NUMBER Basic Model (A)	Edge Style (B)	Horizontal Surface Finish (C)	Vertical Surface Finish (D)	Power Station (E)	Approx. Packaged Weight	Delivered Pricing
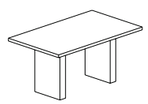 AECT	**Rectangular Conference Table-18" Base** • Features two 4 x 18" rectangular bases with access doors and one rectangular single-piece top • Right hinged door on base provides cable access. Magnetic touch latch • Power Station, if specified, is centered on top (specify PS1) • Each power station features three grounded outlets, two jacks (RJ45/RJ11) and a 10-foot power cord. Hole diameter is 4-1/4" • Ships K.D.	60 x 36 x 29-1/2"	KRC6036182B.E	□□	□□□	□□□	□□□	161.0#	$ 1350
		66 x 36 x 29-1/2"	KRC6636182B.E	□□	□□□	□□□	□□□	170.0#	1373
		72 x 36 x 29-1/2"	KRC7236182B.E	□□	□□□	□□□	□□□	185.0#	1395
		84 x 36 x 29-1/2"	KRC8436182B.E	□□	□□□	□□□	□□□	195.0#	1512
		96 x 36 x 29-1/2"	KRC9636182B.E	□□	□□□	□□□	□□□	206.0#	1678
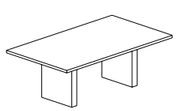 AECT	**Rectangular Conference Table-24" Base** • Features two 4 x 24" rectangular bases with access doors and one rectangular single-piece top • Right hinged door on base provides cable access. Magnetic touch latch • Power Station, if specified, is centered on top (specify PS1) • Each power station features three grounded outlets, two jacks (RJ45/RJ11) and a 10-foot power cord. Hole diameter is 4-1/4" • Ships K.D.	84 x 42 x 29-1/2"	KRC8442242B.E	□□	□□□	□□□	□□□	233.0#	$ 1548
		96 x 42 x 29-1/2"	KRC9642242B.E	□□	□□□	□□□	□□□	249.0#	1707
		84 x 48 x 29-1/2"	KRC8448242B.E	□□	□□□	□□□	□□□	243.0#	1832
		96 x 48 x 29-1/2"	KRC9648242B.E	□□	□□□	□□□	□□□	259.0#	1995

HOW TO ORDER

Indicate the following information on order form:
1. Quantity of each item.
2. Model number, including options. See "How To Build a Model Number".
3. Any special service required.

Note: • The □ indicates that a choice is required.
- The absence of the □ indicates that no choice is required.
- Alpha-numeric characters in place of □ indicate that no other alternatives are available.

HOW TO BUILD A MODEL NUMBER

A Select basic model.

B Select edge style.

F	- Flat edge
P3	- Three wave profile edge
P4	- Four wave profile edge

C Select horizontal surface finish.
Refer to the **Product Color Options** page in this price list.

D Select vertical surface finish.
Refer to the **Product Color Options** page in this price list.

E Select power station.

PS0	- No Power Station
PS1	- One Power Station (for single-piece tops); add $246

SPECIAL SERVICES

Special Carton Marking

With specially marked information N/C

Shipping

Ships **knocked down, FOB KI-Aristotle Brampton, ON L6T 5T6, freight prepaid.** Freight class 85.

Specifications and prices are subject to change without prior notice.

Aristotle® Executive
Conference Room Furniture

Aristotle® Executive
Conference Room Furniture

	MODEL	W x D x H	MODEL NUMBER Basic Model	Edge Style	Horizontal Surface Finish	Vertical Surface Finish	Power Station	Approx. Packaged Weight	Delivered Pricing
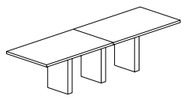 AECT	**Rectangular Conference Table w/Two Piece Top** • Features three 4 x 18" rectangular bases with access doors and one two-piece rectangular top • Top sections are not grain-matched • Right hinged door on base provides cable access. Magnetic touch latch • Power Stations, if specified, are centered on each top section (specify PS2) • Each power station features three grounded outlets, two jacks (RJ45/RJ11) and a 10-foot power cord. Hole diameter is 4-1/4" • Ships K.D.	120 x 36 x 29-1/2"	KRC12036183B.E	□□	□□□	□□□	□□□	293.0#	$ 2241
		144 x 36 x 29-1/2"	KRC14436183B.E	□□	□□□	□□□	□□□	328.0#	2275
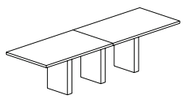 AECT	**Rectangular Conference Table w/Two Piece Top** • Features three 4 x 24" rectangular bases with access doors and one two-piece rectangular top • Top sections are not grain-matched • Right hinged door on base provides cable access. Magnetic touch latch • Power Stations, if specified, are centered on each top section (specify PS2) • Each power station features three grounded outlets, two jacks (RJ45/RJ11) and a 10-foot power cord. Hole diameter is 4-1/4" • Ships K.D.	120 x 48 x 29-1/2"	KRC12048243B.E	□□	□□□	□□□	□□□	368.0#	$ 2694
		144 x 48 x 29-1/2"	KRC14448243B.E	□□	□□□	□□□	□□□	411.0#	2841
		168 x 48 x 29-1/2"	KRC16848243B.E	□□	□□□	□□□	□□□	436.0#	3294
		192 x 48 x 29-1/2"	KRC19248243B.E	□□	□□□	□□□	□□□	468.0#	3581
				Ⓑ	Ⓒ	Ⓓ	Ⓔ		

HOW TO ORDER

Indicate the following information on order form:
1. Quantity of each item.
2. Model number, including options. See "How To Build a Model Number".
3. Any special service required.

Note: • The □ indicates that a choice is required.
- The absence of the □ indicates that no choice is required.
- Alpha-numeric characters in place of □ indicate that no other alternatives are available.

HOW TO BUILD A MODEL NUMBER

Ⓐ Select basic model.

Ⓑ Select edge style.

F	- Flat edge
P3	- Three wave profile edge
P4	- Four wave profile edge

Ⓒ Select horizontal surface finish.
Refer to the **Product Color Options** page in this price list.

Ⓓ Select vertical surface finish.
Refer to the **Product Color Options** page in this price list.

Ⓔ Select power station.

PS0	- No Power Station
PS2	- Two Power Stations (for two-piece tops); add $491

SPECIAL SERVICES

Special Carton Marking

With specially marked information	N/C

Shipping

Ships **knocked down, FOB KI-Aristotle Brampton, ON L6T 5T6, freight prepaid.** Freight class 85.

Specifications and prices are subject to change without prior notice.

Aristotle® Executive
Conference Room Furniture

Aristotle® Executive
Conference Room Furniture

	MODEL	W x D x H	MODEL NUMBER Basic Model	Edge Style	Horizontal Surface Finish	Vertical Surface Finish	Power Station	Approx. Packaged Weight	Delivered Pricing
 AECT	**Racetrack Conference Table** • Features two 4 x 18" rectangular bases with access doors and one racetrack single-piece top • Right hinged door on base provides cable access. Magnetic touch latch • Power Station, if specified, is centered on top (specify PS1) • Each power station features three grounded outlets, two jacks (RJ45/RJ11) and a 10-foot power cord. Hole diameter is 4-1/4" • Ships K.D.	60 x 36 x 29-1/2"	KRT6036182B.E	□□	□□□	□□□	□□□	159.0#	$ 1499
		66 x 36 x 29-1/2"	KRT6636182B.E	□□	□□□	□□□	□□□	168.0#	1521
		72 x 36 x 29-1/2"	KRT7236182B.E	□□	□□□	□□□	□□□	183.0#	1542
		84 x 36 x 29-1/2"	KRT8436182B.E	□□	□□□	□□□	□□□	193.0#	1636
		96 x 36 x 29-1/2"	KRT9636182B.E	□□	□□□	□□□	□□□	204.0#	1777
 AECT	**Racetrack Conference Table** • Features two 4 x 24" rectangular bases with access doors and one racetrack single-piece top • Right hinged door on base provides cable access. Magnetic touch latch • Power Station, if specified, is centered on top (specify PS1) • Each power station features three grounded outlets, two jacks (RJ45/RJ11) and a 10-foot power cord. Hole diameter is 4-1/4" • Ships K.D.	84 x 42 x 29-1/2"	KRT8442242B.E	□□	□□□	□□□	□□□	231.0#	$ 1620
		96 x 42 x 29-1/2"	KRT9642242B.E	□□	□□□	□□□	□□□	247.0#	1760
		84 x 48 x 29-1/2"	KRT8448242B.E	□□	□□□	□□□	□□□	241.0#	1954
		96 x 48 x 29-1/2"	KRT9648242B.E	□□	□□□	□□□	□□□	257.0#	2093
			Ⓐ	Ⓑ	Ⓒ	Ⓓ	Ⓔ		

HOW TO ORDER

Indicate the following information on order form:
1. Quantity of each item.
2. Model number, including options. See "How To Build a Model Number".
3. Any special service required.

Note: • The □ indicates that a choice is required.
- The absence of the □ indicates that no choice is required.
- Alpha-numeric characters in place of □ indicate that no other alternatives are available.

HOW TO BUILD A MODEL NUMBER

Ⓐ Select basic model.

Ⓑ Select edge style.

F	- Flat edge
P3	- Three wave profile edge
P4	- Four wave profile edge

Ⓒ Select horizontal surface finish.
Refer to the **Product Color Options** page in this price list.

Ⓓ Select vertical surface finish.
Refer to the **Product Color Options** page in this price list.

Ⓔ Select power station.

PS0	- No Power Station
PS1	- One Power Station (for single-piece tops); add $246

SPECIAL SERVICES

Special Carton Marking

With specially marked information N/C

Shipping

Ships **knocked down, FOB KI-Aristotle Brampton, ON L6T 5T6, freight prepaid.** Freight class 85.

Specifications and prices are subject to change without prior notice.

Aristotle® Executive
Conference Room Furniture

Aristotle® Executive
Conference Room Furniture

	MODEL	W x D x H	MODEL NUMBER Basic Model	Edge Style	Horizontal Surface Finish	Vertical Surface Finish	Power Station	Approx. Packaged Weight	Delivered Pricing
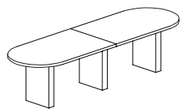 AECT	**Racetrack Conference Table w/Two Piece Top** • Features three 4 x 18" rectangular bases with access doors and one two-piece racetrack top • Top sections are not grain-matched • Right hinged door on base provides cable access. Magnetic touch latch • Power Stations, if specified, are centered on each top section (specify PS2) • Each power station features three grounded outlets, two jacks (RJ45/RJ11) and a 10-foot power cord. Hole diameter is 4-1/4" • Ships K.D.	120 x 36 x 29-1/2"	KRT12036183B.E	□□	□□□	□□□	□□□	291.0#	$ 2368
		144 x 36 x 29-1/2"	KRT14436183B.E	□□	□□□	□□□	□□□	326.0#	2400
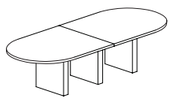 AECT	**Racetrack Conference Table w/Two Piece Top** • Features three 4 x 24" rectangular bases with access doors and one two-piece racetrack top • Top sections are not grain-matched • Right hinged door on base provides cable access. Magnetic touch latch • Power Stations, if specified, are centered on each top section (specify PS2) • Each power station features three grounded outlets, two jacks (RJ45/RJ11) and a 10-foot power cord. Hole diameter is 4-1/4" • Ships K.D.	120 x 48 x 29-1/2"	KRT12048243B.E	□□	□□□	□□□	□□□	366.0#	$ 2820
		144 x 48 x 29-1/2"	KRT14448243B.E	□□	□□□	□□□	□□□	409.0#	2970
		168 x 48 x 29-1/2"	KRT16848243B.E	□□	□□□	□□□	□□□	434.0#	3524
		192 x 48 x 29-1/2"	KRT19248243B.E	□□	□□□	□□□	□□□	466.0#	3768
			Ⓐ	Ⓑ	Ⓒ	Ⓓ	Ⓔ		

HOW TO ORDER

Indicate the following information on order form:
1. Quantity of each item.
2. Model number, including options. See "How To Build a Model Number".
3. Any special service required.

Note: • The □ indicates that a choice is required.
- The absence of the □ indicates that no choice is required.
- Alpha-numeric characters in place of □ indicate that no other alternatives are available.

HOW TO BUILD A MODEL NUMBER

Ⓐ Select basic model.

Ⓑ Select edge style.

F	- Flat edge
P3	- Three wave profile edge
P4	- Four wave profile edge

Ⓒ Select horizontal surface finish.
Refer to the **Product Color Options** page in this price list.

Ⓓ Select vertical surface finish.
Refer to the **Product Color Options** page in this price list.

Ⓔ Select power station.

PS0	- No Power Station
PS2	- Two Power Stations (for two-piece tops); add $491

SPECIAL SERVICES

Special Carton Marking

With specially marked information N/C

Shipping

Ships **knocked down, FOB KI-Aristotle Brampton, ON L6T 5T6, freight prepaid.** Freight class 85.

Specifications and prices are subject to change without prior notice.

Aristotle® Executive
Conference Room Furniture

	MODEL	W x D x H	MODEL NUMBER Basic Model	Edge Style	Horizontal Surface Finish	Vertical Surface Finish	Power Station	Approx. Packaged Weight	Delivered Pricing
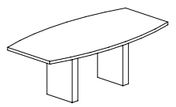 AECT	**Boatshaped Conference Table** • Features two 4 x 24" rectangular bases with access doors and one boatshaped single-piece top • Right hinged door on base provides cable access. Magnetic touch latch • Power Station, if specified, is centered on top (specify PS1) • Each power station features three grounded outlets, two jacks (RJ45/RJ11) and a 10-foot power cord. Hole diameter is 4-1/4" • Ships K.D.	84 x 42 x 29-1/2"	KBS8442242B.E	☐☐	☐☐☐	☐☐☐	☐☐☐	229.0#	$ 1666
		96 x 42 x 29-1/2"	KBS9642242B.E	☐☐	☐☐☐	☐☐☐	☐☐☐	245.0#	1807
		84 x 48 x 29-1/2"	KBS8448242B.E	☐☐	☐☐☐	☐☐☐	☐☐☐	239.0#	1954
		96 x 48 x 29-1/2"	KBS9648242B.E	☐☐	☐☐☐	☐☐☐	☐☐☐	255.0#	2093
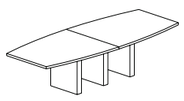 AECT	**Boatshaped Conference Table w/Two Piece Top** • Features three 4 x 24" rectangular bases with access doors and one two-piece boat-shaped top • Top sections are not grain-matched • Right hinged door on base provides cable access. Magnetic touch latch • Power Stations, if specified, are centered on each top section (specify PS2) • Each power station features three grounded outlets, two jacks (RJ45/RJ11) and a 10-foot power cord. Hole diameter is 4-1/4" • Ships K.D.	120 x 48 x 29-1/2"	KBS12048243B.E	☐☐	☐☐☐	☐☐☐	☐☐☐	368.0#	$ 2820
		144 x 48 x 29-1/2"	KBS14448243B.E	☐☐	☐☐☐	☐☐☐	☐☐☐	411.0#	2970
		168 x 48 x 29-1/2"	KBS16848243B.E	☐☐	☐☐☐	☐☐☐	☐☐☐	436.0#	3524
		192 x 48 x 29-1/2"	KBS19248243B.E	☐☐	☐☐☐	☐☐☐	☐☐☐	468.0#	3768

Ⓐ Ⓑ Ⓒ Ⓓ Ⓔ

HOW TO ORDER

Indicate the following information on order form:
1. Quantity of each item.
2. Model number, including options. See "How To Build a Model Number".
3. Any special service required.

Note: • The ☐ indicates that a choice is required.
• The absence of the ☐ indicates that no choice is required.
• Alpha-numeric characters in place of ☐ indicate that no other alternatives are available.

HOW TO BUILD A MODEL NUMBER

Ⓐ Select basic model.

Ⓑ Select edge style.

F	- Flat edge
P3	- Three wave profile edge
P4	- Four wave profile edge

Ⓒ Select horizontal surface finish.
Refer to the **Product Color Options** page in this price list.

Ⓓ Select vertical surface finish.
Refer to the **Product Color Options** page in this price list.

Ⓔ Select power station.

PS0	- No Power Station
PS1	- One Power Station (for single-piece tops); add $246
PS2	- Two Power Stations (for two-piece tops); add $491

SPECIAL SERVICES

Special Carton Marking

With specially marked information	N/C

Shipping

Ships **knocked down, FOB KI-Aristotle Brampton, ON L6T 5T6, freight prepaid.** Freight class 85.

Specifications and prices are subject to change without prior notice.

1330 Bellevue Street
P.O. Box 8100
Green Bay, WI 54308-8100
800.424.2432
ki.com

KI and Furnishing Knowledge are registered trademarks of Krueger International, Inc.

© 2020 Krueger International, Inc.
All Rights Reserved.
Code KI-PLW-000229/KI/PDF

Furnishing Knowledge®

ATHENS®
TABLES

PRICE LIST

January 3, 2011

Updated October 3, 2022

800.424.2432

Contents

Refer to KI Terms & Conditions document or visit ki.com.

Contents

Refer to KI Terms & Conditions document or visit ki.com.

Athens® Tables

General Information 3
Product Color Options 7
Square--Tapered Base, 3” Column, Fixed Height 8
Square--Flat Disc Base, 4” Column, Fixed Height 9
Square--Flat Disc Base, 5.5” Column, Fixed Height 10
Round--Tapered Base, 3” Column, FIxed Height 11
Round--Tapered Base, 3” Column, Adjustable Height 12
Round--Flat Disc Base, 4” Column, Fixed Height 13
Round--Flat Disc Base, 5.5” Column, Fixed Height 14

Athens® Booth Tables

Square--Flat Disc Base, 4” Column, Fixed Height 15
Rectangular--Flat Disc Base, 4” Column, Fixed Height 16

Athens® Tables
General Information



Round Tapered Base



Round Disc Base



Laminate; 1-1/4" round vinyl bullnose edge; 1-1/2" radius corner (54B)



Laminate; 74P edge; square corner (74P)

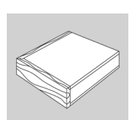

Laminate; 3/8" x 1-1/4" wood band edge; square corner; corner joint is not mitered (34S)



Laminate; 3/8 x 1-1/4" wood band edge; radius corner (34R)

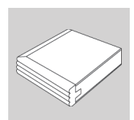

Veneer-Reed; solid wood T-edge on 1-1/8" particleboard (RE)



Veneer-Plateau; post-formded veneer over 1-1/8" MDF (PT)

INFORMATION

Warranty
Refer to KI Terms & Conditions document or visit ki.com

Athens® Tables
General Information

PRODUCT SPECIFICATIONS

Athens® Table

December 2020

TECHNICAL SPECIFICATIONS

Table Bases

Tapered Base (ATH3)
Tapered round pedestal base is .07" thick steel. Tapered base is 26" in diameter for 36" square and 42" Round tops only. Tapered base is 22" diameter for all other top sizes. 3" diameter column is constructed of 14-gauge steel. Table mounting plate is 7-gauge steel, and attaches to the underside of the worksurface using eight #12 Phillips pan head screws. Adjustable glides are 1" diameter, nickel plated with $^{5}/_{16}$" stems. No tools are required for glide adjustment.

Disc Base (ATH4)
Flat round pedestal base is a .07" thick steel cover over a $^{1}/_{4}$" thick steel plate. Base is 20" diameter for all 24" and 30" round table units and for all 24" square table units. Base is 24" diameter for all 36" round table units, for 42" round table units at 29" OTH (overall table height), and for all 30" square table units. Base is 32" diameter for 42" round table units at 42" OTH, and for all 36" and 42" square table units. 4" diameter column is constructed of 14-gauge steel. Table mounting plate is 7-gauge steel, and attaches to the underside of the worksurface using eight #12 Phillips pan head screws. Adjustable glides are 1" diameter nickel plated with $^{5}/_{16}$" stems. No tools are required for glide adjustment.

Table Base ATH5
Flat round pedestal base is a .07" thick steel cover over a $^{1}/_{4}$" thick steel plate. Base is 32" diameter for all round and square table units. 5" diameter column is constructed of 14-gauge steel and is used for all 48" and 54" round table units and all square table units. 6" diameter column is used on 60" round table units and is constructed of 14-gauge steel. Table mounting plate is 7-gauge steel, and attaches to the underside of the worksurface with eight #12 Phillips pan head screws. Adjustable glides are 1" diameter nickel plated with $^{5}/_{16}$" stems. No tools are required for glide adjustment.

Booth Table Base

Heavy Base (AHDAA & AHDAC)
Heavy round pedestal base consists of a 14-gauge spun steel cover adhered to two $^{1}/_{4}$" thick steel plates. Heavy base is 20" in diameter for all 24" and 26" booth table units, 24" in diameter for all 30" and 36" units and 32" in diameter for 42" and 48" units. 4" diameter column is constructed of 14-gauge steel. Table mounting plate is 7-gauge steel, and attaches to the underside of the worksurface using eight #12 Phillips pan head screws. Adjustable glides are 1" diameter nickel plated with $^{5}/_{16}$" stems. No tools are required for glide adjustment.

Base Finishes
Standard base finishes include electroplated chrome and powder-coated, oven-cured paint.

Laminate Table Surfaces
Laminate tops feature a $1^{1}/_{8}$" thick high-density particleboard core with high-pressure laminate top and phenolic backing sheet. Total thickness of table top is $1^{1}/_{4}$". Tops are pre-drilled.

Veneer Table Surfaces
Veneer tops feature a $1^{1}/_{8}$" thick high-density particleboard core with wood veneer and backing sheet, and finished with a catalyzed varnish finish. Total thickness of table top is $1^{1}/_{4}$". Tops are pre-drilled.

DIMENSIONS

Athens Square Tables

Model Number	A Table Depth	B Table Width	C Table Height	D Base Diameter	E Column Diameter
AH3S2429	24"	24"	29"	22"	3"
AH3S3029	30"	30"	29"	22"	3"
AH3S3629	36"	36"	29"	26"	3"
AH3S2442	24"	24"	42"	22"	3"
AH3S3042	30"	30"	42"	22"	3"
AH4S2429	24"	24"	29"	20"	4"
AH4S3029	30"	30"	29"	24"	4"
AH4S3629	36"	36"	29"	32"	4"
AH4S4229	42"	42"	29"	32"	4"
AH4S2442	24"	24"	42"	20"	4"
AH4S3042	30"	30"	42"	24"	4"
AH4S3642	36"	36"	42"	32"	4"
AH4S4242	42"	42"	42"	32"	4"
AH5S3629	36"	36"	29"	32"	5"
AH5S4229	42"	42"	29"	32"	5"
AH5S4829	48"	48"	29"	32"	5"
AH5S3642	36"	36"	42"	32"	5"
AH5S4242	42"	42"	42"	32"	5"
AH5S4842	48"	48"	42"	32"	5"

(model AH4S2429 with disc base (ATH4) shown)

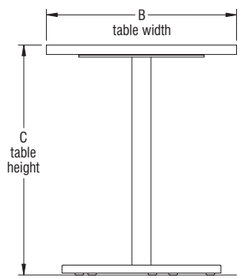

(front view)

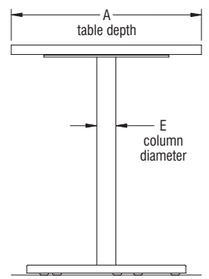

(side view)

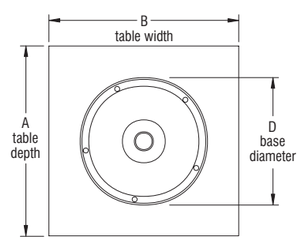

(bottom view)

Athens® Tables
General Information

DIMENSIONS

Athens Round Tables

Model Number	A Table Diameter	B Table Height	C Base Diameter	D Column Diameter
AH3R2429	24"	29"	22"	3"
AH3R3029	30"	29"	22"	3"
AH3R3629	36"	29"	22"	3"
AH3R4229	42"	29"	26"	3"
AH3R2442	24"	42"	22"	3"
AH3R3042	30"	42"	22"	3"
AH3R3642	36"	42"	22"	3"
AH4R2429	24"	29"	20"	4"
AH4R3029	30"	29"	20"	4"
AH4R3629	36"	29"	24"	4"
AH4R4229	42"	29"	24"	4"
AH4R2442	24"	42"	20"	4"
AH4R3042	30"	42"	20"	4"
AH4R3642	36"	42"	24"	4"
AH4R4242	42"	42"	32"	4"
AH5R4829	48"	29"	32"	5"
AH5R5429	54"	29"	32"	5"
AH5R6029	60"	29"	32"	5"
AH5R4842	48"	42"	32"	5"

(model AH4R2429 with disc base (ATH4) shown)

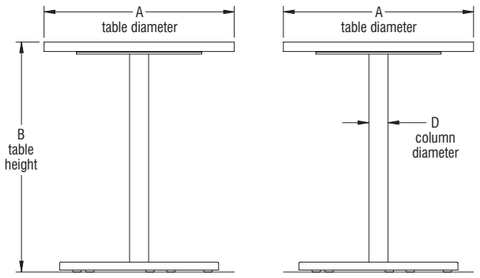

(front view) (side view)

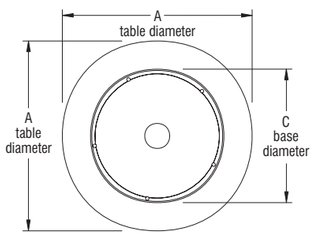

(bottom view)

DIMENSIONS

Athens Rectangular & Square Booth Tables

Model Number	A Table Depth	B Table Width	C Table Height	D Base Diameter	E Column Diameter
AHDAA2448	24"	48"	29"	20"	4"
AHDAA2648	26"				
AHDAA3048	30"			24"	
AHDAA3648	36"				
AHDAA4248	42"			32"	
AHDAC48	48"				

(model AHDAA2448 with disc base (ATH4) shown)

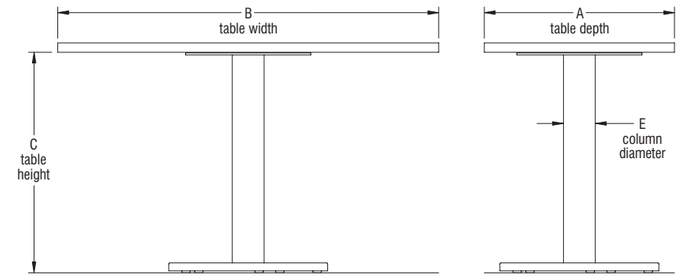

(front view) (side view)

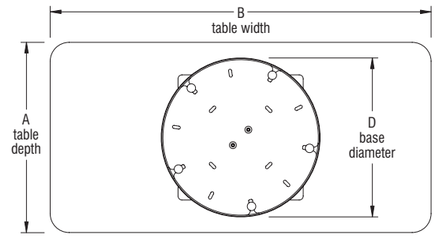

(bottom view)

Athens® Tables
General Information

STATEMENT OF LINE

Athens Square Tables



Square Table, 3" Column, 29" H
AH3S2429
AH3S3029
AH3S3629



Square Table, 3" Column, 42" H
AH3S2442
AH3S3042



Square Table, 4" Column, 29" H
AH4S2429
AH4S3029
AH4S3629
AH4S4229



Square Table, 4" Column, 42" H
AH4S2442
AH4S3042
AH4S3642
AH4S4242



Square Table, 5" Column, 29" H
AH5S3629
AH5S4229
AH5S4829



Square Table, 5" Column, 42" H
AH5S3629
AH5S4229
AH5S4829

Athens Round Tables



Round Table, 3" Column, 29" H
AH3R2429
AH3R3029
AH3R3629
AH3R4229



Square Table, 3" Column, 42" H
AH3R2442
AH3R3042
AH3R3642



Round Table, 4" Column, 29" H
AH4R2429
AH4R3029
AH4R3629
AH4R4229



Round Table, 4" Column, 42" H
AH4R2442
AH4R3042
AH4R3642
AH4R4242



Round Table, 5" Column, 29" H
AH5R4829
AH5R5429



Round Table, 5" Column, 42" H
AH5R4842



Round Table, 6" Column, 29" H
AH6R6029

STATEMENT OF LINE

Athens Rectangular Booth Tables

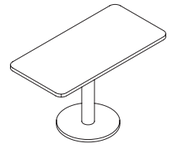

AHDAA2448

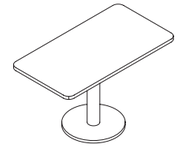

AHDAA2648

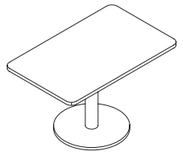

AHDAA3048

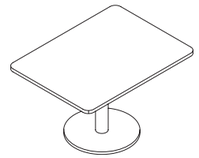

AHDAA3648

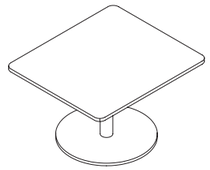

AHDAA4248

Athens Square Booth Tables

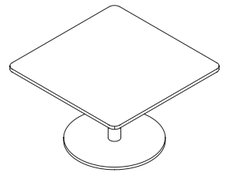

AHDAC48

Athens® Tables
Product Color Options

Surface Finish--Laminate

Belair	LBQ
Biltmore Cherry	LBT
Black	LBK
Brighton Walnut	LBW
Canyon Zephyr	LCA
Castle Oak	LCO
Casual Linen	LCU
Cherry Storm	LCX
Classic Linen	LCI
Cloud Zephyr	LCL
Cocobala	LCC
Crisp Linen	LRI
Desert Zephyr	LDZ
Dove Grey	LDG
Fired Steel	LIL
Flax Linen	LXF
Florence Walnut	LFC
Forged Steel	LOL
Friston Ash	LFH
Frosty White	LFW
Graphite Nebula	LGN
Grey	LGE
High Rise	LHE
Hollyberry	LHY
Irish Linen	LIH
Island	LID
Italian Silver Ash	LIT
Kensington Maple	LKM
Lapis Blue	LLB
Markerboard White	LMK
Misted Zephyr	LMR
Monticello Maple	LMT
Nickel Evolv	LNV
North Sea	LNA
Ocean	LON
Pearl Bisque	LPB
Pearl Silver	LPS
Pressed Linen	LPR
River Cherry	LRY
Rugged Linen	LRG
Satin Stainless	LSS
Shadow Zephyr	LSR
Silicon evolv	LSV
Sterling Ash	LAZ
Tailored Linen	LTL
Titanium evolv	LTV
White Nebula	LWL
White Sand	LWN
Windsor Mahogany	LWY

Edge Color for 54B Edge

Black	EBL
Blue Grey	EGR
Cayenne	ECY
Cool Grey	ECG
Earthen Clay	EEY
Everglade Shade	EEV
Flannel	EFN
Frosty White	EFW
Hazy Jade	EHJ
Honey Bee	EHY
Light Tone	ELG
Mardi Gras	EMG
Misty Brown	EMY
Nemo	ENE
Nordic	END
Poppy Red	EPR
Purple Haze	EPH
Rubber Ducky	ERK
Sand	ESA
Sky Blue	ESK
Surf's Up	ESP
Twilight Shadow	ETI
Ultra Blue	EUB
Warm Grey	EWG
Zesty Lime	EZL

Edge Color for 74P Edge

Belair	EBQ
Biltmore Cherry	EBT
Black	EBL
Blue Grey	EGR
Brighton Walnut	EBW
Castle Oak	ECO
Cayenne	ECY
Cherry Storm	ECX
Cocobala	ECC
Cool Grey	ECG
Earthen Clay	EEY
Everglade Shade	EEV
Flannel	EFN
Florence Walnut	EFC
Friston Ash	EFH
Frosty White	EFW
Hazy Jade	EHJ
Honey Bee	EHY
Italian Silver Ash	EIT
Kensington Maple	EKM
Light Tone	ELG
Mardi Gras	EMG
Misty Brown	EMY
Monticello Maple	EMT
Multiplex	EMB
Nemo	ENE
Nordic	END
Poppy Red	EPR
Purple Haze	EPH
River Cherry	ERY
Rubber Ducky	ERK
Sand	ESA
Sky Blue	ESK
Sterling Ash	EAZ
Surf's Up	ESP
Twilight Shadow	ETI
Ultra Blue	EUB
Warm Grey	EWG
Windsor Mahogany	EWY
Zesty Lime	EZL

Veneer Surface and Edge Colors for RE and PT Edge

Cherry Storm on Maple	MCX
Cinnamon on Maple	MCN
Cocoa on Maple	MCA
Kensington Maple on Maple	MMA
Monticello Maple on Maple	MMT
River Cherry on Maple	MRY

Wood Edge Finish for 34R and 34S Edge

Biltmore Cherry on Maple	MBT
Brighton Walnut on Maple	MBW
Castle Oak on Maple	VOK
Cherry Storm on Maple	MCX
Cinnamon on Maple	MCN
Cocoa on Maple	MCA
Florence Walnut on Maple	MFC
Kensington Maple on Maple	MMA
Monticello Maple on Maple	MMT
River Cherry on Maple	MRY

MBT and MBW are not supported with samples

Base Finish

Black	BL
Blue Grey	GR
Bronze Metallic	ZM
Cayenne	CY
Champagne Metallic	CM
Cool Grey	CG
Cottonwood	CO
Earthen Clay	EY
Espresso Metallic	EX
Everglade Shade	EV
Flannel	FN
Glitz Metallic	GZ
Hazy Jade	HJ
Honey Bee	HY
Light Tone	LG
Mardi Gras	MG
Misty Brown	MY
Nemo	NE
Nordic	ND
Poppy Red	PR
Purple Haze	PH
Rubber Ducky	RK
Sand	SA
Sky Blue	SK
Starlight Silver Metallic	SX
Surf's Up	SP
Twilight Shadow	TI
Ultra Blue	UB
Warm Grey	WG
Zesty Lime	ZL

Chrome is available at an upcharge.

Athens® Tables

Square--Tapered Base, 3" Column, Fixed Height

KI

Athens® Tables

Square--Tapered Base, 3" Column, Fixed Height

		MODEL	Features	A x B	MODEL NUMBER Basic Model	Edge Style	Edge Color	Base Finish	Surface Finish	Approx. Packaged Weight	1-1/4" Vinyl Bullnose (54B)	74P Edge (74P)	3/8" Wood Band Edge (34S)	Veneer Reed (RE)	Veneer Plateau (PT)
		**Square Tables, 3" Column, 29"H** • 3" column diameter • 29" unit height • 22" base diameter on 24" and 30" tables • 26" base diameter on 36" table • Tapered base	Powdercoat	24 x 24"	AH3S2429P	□□□	□□□	□□	□□□	48.0#	$ 713	$ 808	$ 899	$ 1660	$ 1727
			Chrome	24 x 24"	AH3S2429C	□□□	□□□	CCH	□□□	48.0#	977	1112	1121	2077	2161
			Powdercoat	30 x 30"	AH3S3029P	□□□	□□□	□□	□□□	58.0#	742	849	962	1843	1911
			Chrome	30 x 30"	AH3S3029C	□□□	□□□	CCH	□□□	58.0#	1017	1167	1200	2302	2389
			Powdercoat	36 x 36"	AH3S3629P	□□□	□□□	□□	□□□	73.0#	864	921	1070	2389	2476
ATH3			Chrome	36 x 36"	AH3S3629C	□□□	□□□	CCH	□□□	73.0#	1187	1269	1340	2984	3095
		**Square Tables, 3" Column, 42"H** • 3" column diameter • 42" unit height • 22" base diameter on 24" and 30" tables • Tapered base	Powdercoat	24 x 24"	AH3S2442P	□□□	□□□	□□	□□□	53.0#	$ 730	$ 852	$ 950	$ 1753	$ 1818
			Chrome	24 x 24"	AH3S2442C	□□□	□□□	CCH	□□□	53.0#	1001	1175	1189	2193	2276
			Powdercoat	30 x 30"	AH3S3042P	□□□	□□□	□□	□□□	63.0#	780	888	1010	1938	2002
			Chrome	30 x 30"	AH3S3042C	□□□	□□□	CCH	□□□	63.0#	1069	1220	1269	2422	2504
ATH3															
					Ⓐ	Ⓑ	Ⓒ	Ⓓ	Ⓔ						

HOW TO ORDER

Indicate the following information on order form:
1. Quantity of each item.
2. Model number, including options. See "How To Build a Model Number".
3. Any special service required.

Note: • The □ indicates that a choice is required.
- The absence of the □ indicates that no choice is required.
- Alpha-numeric characters in place of □ indicate that no other alternatives are available.

HOW TO BUILD A MODEL NUMBER

Ⓐ Select basic model.

Ⓑ Select edge style.

54B	- 1-1/4" Vinyl bullnose
74P	- 74P edge
34S	- 3/8" Wood band edge
RE	- Veneer reed
PT	- Plateau-post-formed veneer

Ⓒ Select edge color.
Refer to the **Product Color Options** page in this price list.
Edge color offerings are based on edge style selections.

Ⓓ Select base finish.
Refer to the **Product Color Options** page in this price list.

Ⓔ Select surface finish.
Refer to the **Product Color Options** page in this price list.
Surface finish offerings are based on edge style selections.

FINISH INFORMATION

Additional Laminate Offering

Additional laminates beyond KI standard offering, are available with two weeks extended leadtime. To specify additional laminates, use these designators followed by the supplier's color/pattern code:

Formica - LF/supplier's color pattern code
Nevamar - LN/supplier's color pattern code
Wilsonart - LW/supplier's color pattern code

KI's standard laminate finish is the supplier's recommended finish for that color/pattern.
Note: Nonstandard laminates from these suppliers (example: textured laminates), require a Product Modification Request. Contact customer service for details.

Color Match

KI offers the additional option of color matching paint, polypropylene, or wood stain through Product Modification Requests. Contact customer service for details.

SPECIAL SERVICES

Special Carton Marking

With specially marked information	N/C

Shipping

Ships **knocked down, FOB Bonduel, WI 54107, freight prepaid.** Fixed tables are freight class 70. Folding tables are freight class 125.

Specifications and prices are subject to change without prior notice.

Athens® Tables

Square--Flat Disc Base, 4" Column, Fixed Height

Athens® Tables

Square--Flat Disc Base, 4" Column, Fixed Height

	MODEL	Features	A x B	MODEL NUMBER Basic Model	Edge Style	Edge Color	Base Finish	Surface Finish	Approx. Packaged Weight	1-1/4" Vinyl Bullnose (54B)	74P Edge (74P)	3/8" Wood Band Edge (34S)	Veneer Reed (RE)	Veneer Plateau (PT)
 ATH4	**Square Tables, 4" Column, 29"H** • 4" column diameter • 29" unit height • 20" base diameter on 24" tables • 24" base diameter on 30" tables • 32" base diameter on 36" and 42" tables • Flat disc base	Powdercoat	24 x 24"	AH4S2429P	□□□	□□□	□□	□□□	65.0#	$ 783	$ 888	$ 1443	$ 1789	$ 1876
		Chrome	24 x 24"	AH4S2429C	□□□	□□□	CCH	□□□	65.0#	1151	1310	1954	2413	2532
		Powdercoat	30 x 30"	AH4S3029P	□□□	□□□	□□	□□□	87.0#	817	955	1504	1989	2057
		Chrome	30 x 30"	AH4S3029C	□□□	□□□	CCH	□□□	87.0#	1199	1406	2034	2688	2778
		Powdercoat	36 x 36"	AH4S3629P	□□□	□□□	□□	□□□	136.0#	920	1133	1683	2166	2234
		Chrome	36 x 36"	AH4S3629C	□□□	□□□	CCH	□□□	136.0#	1398	1527	2275	2927	3019
		Powdercoat	42 x 42"	AH4S4229P	□□□	□□□	□□	□□□	153.0#	1007	1222	1775	2258	2324
		Chrome	42 x 42"	AH4S4229C	□□□	□□□	CCH	□□□	153.0#	1532	1624	2394	3048	3138
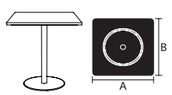 ATH4	**Square Tables, 4" Column, 42"H** • 4" column diameter • 42" unit height • 20" base diameter on 24" tables • 24" base diameter on 30" tables • 32" base diameter on 36" and 42" tables • Flat disc base	Powdercoat	24 x 24"	AH4S2442P	□□□	□□□	□□	□□□	69.0#	$ 838	$ 932	$ 1545	$ 1898	$ 1965
		Chrome	24 x 24"	AH4S2442C	□□□	□□□	CCH	□□□	69.0#	1208	1373	2085	2563	2654
		Powdercoat	30 x 30"	AH4S3042P	□□□	□□□	□□	□□□	91.0#	872	999	1603	2080	2148
		Chrome	30 x 30"	AH4S3042C	□□□	□□□	CCH	□□□	91.0#	1262	1432	2162	2809	2898
		Powdercoat	36 x 36"	AH4S3642P	□□□	□□□	□□	□□□	140.0#	990	1180	1782	2260	2328
		Chrome	36 x 36"	AH4S3642C	□□□	□□□	CCH	□□□	140.0#	1459	1646	2406	3052	3141
		Powdercoat	42 x 42"	AH4S4242P	□□□	□□□	□□	□□□	157.0#	1083	1272	1872	2352	2419
		Chrome	42 x 42"	AH4S4242C	□□□	□□□	CCH	□□□	157.0#	1592	1695	2529	3172	3262
					Ⓐ	Ⓑ	Ⓒ	Ⓓ	Ⓔ					

HOW TO ORDER

Indicate the following information on order form:
1. Quantity of each item.
2. Model number, including options. See "How To Build a Model Number".
3. Any special service required.

Note: • The □ indicates that a choice is required.
- The absence of the □ indicates that no choice is required.
- Alpha-numeric characters in place of □ indicate that no other alternatives are available.

HOW TO BUILD A MODEL NUMBER

Ⓐ Select basic model.

Ⓑ Select edge style.

54B	- 1-1/4" Vinyl bullnose
74P	- 74P edge
34S	- 3/8" Wood band edge
RE	- Veneer reed
PT	- Plateau-post-formed veneer

Ⓒ Select edge color.
Refer to the **Product Color Options** page in this price list.
Edge color offerings are based on edge style selections.

Ⓓ Select base finish.
Refer to the **Product Color Options** page in this price list.

Ⓔ Select surface finish.
Refer to the **Product Color Options** page in this price list.
Surface finish offerings are based on edge style selections.

FINISH INFORMATION

Additional Laminate Offering

Additional laminates beyond KI standard offering, are available with two weeks extended leadtime. To specify additional laminates, use these designators followed by the supplier's color/pattern code:

Formica - LF/supplier's color pattern code
Nevamar - LN/supplier's color pattern code
Wilsonart - LW/supplier's color pattern code

KI's standard laminate finish is the supplier's recommended finish for that color/pattern.
Note: Nonstandard laminates from these suppliers (example: textured laminates), require a Product Modification Request. Contact customer service for details.

Color Match

KI offers the additional option of color matching paint, polypropylene, or wood stain through Product Modification Requests. Contact customer service for details.

SPECIAL SERVICES

Special Carton Marking

With specially marked information	N/C

Shipping

Ships **knocked down, FOB Bonduel, WI 54107, freight prepaid.** Fixed tables are freight class 70. Folding tables are freight class 125.

Specifications and prices are subject to change without prior notice.

Athens® Tables

Square--Flat Disc Base, 5.5" Column, Fixed Height

Athens® Tables

Square--Flat Disc Base, 5.5" Column, Fixed Height

		MODEL	Features	A x B	MODEL NUMBER Basic Model	Edge Style	Edge Color	Base Finish	Surface Finish	Approx. Packaged Weight	1-1/4" Vinyl Bullnose (54B)	74P Edge (74P)	3/8" Wood Band Edge (34S)	Veneer Reed (RE)	Veneer Plateau (PT)
		**Square Tables, 5" Column, 29"H** • 5" column diameter • 29" unit height • 32" base diameter on 36", 42" and 48" tables • Flat disc base	Powdercoat	36 x 36"	AH5S3629P	□□□	□□□	□□	□□□	141.0#	$ 1336	$ 1423	$ 1555	$ 2294	$ 2441
			Chrome	36 x 36"	AH5S3629C	□□□	□□□	CCH	□□□	141.0#	1764	1884	1863	2755	2928
			Powdercoat	42 x 42"	AH5S4229P	□□□	□□□	□□	□□□	158.0#	1371	1479	1643	2839	2950
			Chrome	42 x 42"	AH5S4229C	□□□	□□□	CCH	□□□	158.0#	1815	1958	1972	3407	3539
			Powdercoat	48 x 48"	AH5S4829P	□□□	□□□	□□	□□□	178.0#	1859	1999	2714	3713	3851
ATH5			Chrome	48 x 48"	AH5S4829C	□□□	□□□	CCH	□□□	178.0#	2459	2646	3257	4458	4621
		**Square Tables, 5" Column, 42"H** • 5" column diameter • 42" unit height • 32" base diameter on 36", 42" and 48" tables • Flat disc base	Powdercoat	36 x 36"	AH5S3642P	□□□	□□□	□□	□□□	147.0#	$ 1399	$ 1488	$ 1618	$ 2357	$ 2506
			Chrome	36 x 36"	AH5S3642C	□□□	□□□	CCH	□□□	147.0#	1853	1884	1942	2833	3008
			Powdercoat	42 x 42"	AH5S4242P	□□□	□□□	□□	□□□	164.0#	1437	1545	1711	2903	3016
			Chrome	42 x 42"	AH5S4242C	□□□	□□□	CCH	□□□	164.0#	1903	1958	2051	3487	3621
			Powdercoat	48 x 48"	AH5S4842P	□□□	□□□	□□	□□□	184.0#	1921	2063	2779	3779	3915
ATH5			Chrome	48 x 48"	AH5S4842C	□□□	□□□	CCH	□□□	184.0#	2545	2646	3336	4535	4697
						Ⓐ	Ⓑ	Ⓒ	Ⓓ	Ⓔ					

HOW TO ORDER

Indicate the following information on order form:
1. Quantity of each item.
2. Model number, including options. See "How To Build a Model Number".
3. Any special service required.

Note: • The □ indicates that a choice is required.
- The absence of the □ indicates that no choice is required.
- Alpha-numeric characters in place of □ indicate that no other alternatives are available.

HOW TO BUILD A MODEL NUMBER

Ⓐ Select basic model.

Ⓑ Select edge style.

54B	- 1-1/4" Vinyl bullnose
74P	- 74P edge
34S	- 3/8" Wood band edge
RE	- Veneer reed
PT	- Plateau-post-formed veneer

Ⓒ Select edge color.
Refer to the **Product Color Options** page in this price list.
Edge color offerings are based on edge style selections.

Ⓓ Select base finish.
Refer to the **Product Color Options** page in this price list.

Ⓔ Select surface finish.
Refer to the **Product Color Options** page in this price list.
Surface finish offerings are based on edge style selections.

FINISH INFORMATION

Additional Laminate Offering

Additional laminates beyond KI standard offering, are available with two weeks extended leadtime. To specify additional laminates, use these designators followed by the supplier's color/pattern code:

Formica - LF/supplier's color pattern code
Nevamar - LN/supplier's color pattern code
Wilsonart - LW/supplier's color pattern code

KI's standard laminate finish is the supplier's recommended finish for that color/pattern.
Note: Nonstandard laminates from these suppliers (example: textured laminates), require a Product Modification Request. Contact customer service for details.

Color Match

KI offers the additional option of color matching paint, polypropylene, or wood stain through Product Modification Requests. Contact customer service for details.

SPECIAL SERVICES

Special Carton Marking

With specially marked information	N/C

Shipping

Ships **knocked down, FOB Bonduel, WI 54107, freight prepaid.** Fixed tables are freight class 70. Folding tables are freight class 125.

Specifications and prices are subject to change without prior notice.

Athens® Tables

Round--Tapered Base, 3" Column, FIxed Height

KI

Athens® Tables

Round--Tapered Base, 3" Column, FIxed Height

	MODEL	Features	A	MODEL NUMBER Basic Model	Edge Style	Edge Color	Base Finish	Surface Finish	Approx. Packaged Weight	1-1/4" Vinyl Bullnose (54B)	74P Edge (74P)	1-1/4" Wood Band Edge (34R)	Veneer Reed (RE)	Veneer Plateau (PT)
 ATH3	**Round Tables, 3" Column, 29"H** • 3" column diameter • 29" unit height • 22" base diameter on 24", 30" and 36" tables • 26" base diameter on 42" tables • Tapered base	Powdercoat	24" Diameter	AH3R2429P	□□□	□□□	□□	□□□	47.0#	$ 713	$ 808	$ 1319	$ 1660	$ 1727
		Chrome	24" Diameter	AH3R2429C	□□□	□□□	CH	□□□	47.0#	977	1112	1646	2077	2161
		Powdercoat	30" Diameter	AH3R3029P	□□□	□□□	□□	□□□	55.0#	742	849	1373	1843	1911
		Chrome	30" Diameter	AH3R3029C	□□□	□□□	CH	□□□	55.0#	1017	1167	1716	2302	2389
		Powdercoat	36" Diameter	AH3R3629P	□□□	□□□	□□	□□□	66.0#	748	927	1382	2206	2294
		Chrome	36" Diameter	AH3R3629C	□□□	□□□	CH	□□□	66.0#	1027	1274	1728	2761	2865
		Powdercoat	42" Diameter	AH3R4229P	□□□	□□□	□□	□□□	80.0#	1111	1241	1965	2746	2819
		Chrome	42" Diameter	AH3R4229C	□□□	□□□	CH	□□□	80.0#	1522	1706	2458	3435	3528
 ATH3	**Round Tables, 3" Column, 42"H** • 3" column diameter • 42" unit height • 22" base diameter on 24", 30" and 36" tables • Tapered base	Powdercoat	24" Diameter	AH3R2442P	□□□	□□□	□□	□□□	51.0#	$ 760	$ 852	$ 1407	$ 1753	$ 1818
		Chrome	24" Diameter	AH3R2442C	□□□	□□□	CH	□□□	51.0#	1044	1175	1757	2193	2276
		Powdercoat	30" Diameter	AH3R3042P	□□□	□□□	□□	□□□	59.0#	796	899	1462	1938	2002
		Chrome	30" Diameter	AH3R3042C	□□□	□□□	CH	□□□	59.0#	1087	1233	1825	2422	2504
		Powdercoat	36" Diameter	AH3R3642P	□□□	□□□	□□	□□□	70.0#	827	973	1466	2298	2383
		Chrome	36" Diameter	AH3R3642C	□□□	□□□	CH	□□□	70.0#	1136	1338	1831	2872	2980
					Ⓐ	Ⓑ	Ⓒ	Ⓓ	Ⓔ					

HOW TO ORDER

Indicate the following information on order form:
1. Quantity of each item.
2. Model number, including options. See "How To Build a Model Number".
3. Any special service required.

Note: • The □ indicates that a choice is required.
- The absence of the □ indicates that no choice is required.
- Alpha-numeric characters in place of □ indicate that no other alternatives are available.

HOW TO BUILD A MODEL NUMBER

Ⓐ Select basic model.

Ⓑ Select edge style.

54B	- 1-1/4" Vinyl bullnose
74P	- 74P edge
34R	- 1-1/4" Wood band, radius corner
RE	- Veneer reed
PT	- Plateau-post-formed veneer

Ⓒ Select edge color.
Refer to the **Product Color Options** page in this price list.
Edge color offerings are based on edge style selections.

Ⓓ Select base finish.
Refer to the **Product Color Options** page in this price list.

Ⓔ Select surface finish.
Refer to the **Product Color Options** page in this price list.
Surface finish offerings are based on edge style selections.

FINISH INFORMATION

Additional Laminate Offering

Additional laminates beyond KI standard offering, are available with two weeks extended leadtime. To specify additional laminates, use these designators followed by the supplier's color/pattern code:

Formica - LF/supplier's color pattern code
Nevamar - LN/supplier's color pattern code
Wilsonart - LW/supplier's color pattern code

KI's standard laminate finish is the supplier's recommended finish for that color/pattern.
Note: Nonstandard laminates from these suppliers (example: textured laminates), require a Product Modification Request. Contact customer service for details.

Color Match

KI offers the additional option of color matching paint, polypropylene, or wood stain through Product Modification Requests. Contact customer service for details.

SPECIAL SERVICES

Special Carton Marking

With specially marked information	N/C

Shipping

Ships **knocked down, FOB Bonduel, WI 54107, freight prepaid.** Fixed tables are freight class 70. Folding tables are freight class 125.

Specifications and prices are subject to change without prior notice.

Athens® Tables

Round--Tapered Base, 3" Column, Adjustable Height

KI

Athens® Tables

Round--Tapered Base, 3" Column, Adjustable Height

	MODEL	A	MODEL NUMBER Basic Model	Edge Style Ⓑ	Edge Color Ⓒ	Column Finish Ⓓ	Base Finish Ⓔ	Surface Finish Ⓕ	Approx. Packaged Weight	1-1/4" Vinyl Bullnose (54B)	74P Edge (74P)	1-1/4" Wood Band Edge (34R)	Veneer Reed (RE)	Veneer Plateau (PT)
 AH3A	**Round Tables, 3" Column - Adjustable Height** • 3" column diameter • Adjustable height 27"- 44-3/4" • 23" base diameter • Basic models are determined by finish of column and finish of base • BB = black column, black base, CH = chrome column, chrome base • Pneumatic cylinder • Tapered base	30" Diameter	AH3R30ABB	□□□	□□□	CBL	BL	□□□	92.0#	$ 2001	$ 2083	$ 2654	$ 2872	$ 2872
		30" Diameter	AH3R30ACH	□□□	□□□	CCH	CH	□□□	92.0#	2354	2433	3007	3224	3224
		36" Diameter	AH3R36ABB	□□□	□□□	CBL	BL	□□□	104.0#	2063	2161	2805	3141	3141
		36" Diameter	AH3R36ACH	□□□	□□□	CCH	CH	□□□	104.0#	2419	2514	3158	3493	3493

HOW TO ORDER

Indicate the following information on order form:
1. Quantity of each item.
2. Model number, including options. See "How To Build a Model Number".
3. Any special service required.

Note: • The □ indicates that a choice is required.
- The absence of the □ indicates that no choice is required.
- Alpha-numeric characters in place of □ indicate that no other alternatives are available.

HOW TO BUILD A MODEL NUMBER

Ⓐ Select basic model.

Ⓑ Select edge style.

54B	- 1-1/4" Vinyl bullnose
74P	- 74P edge
34R	- 1-1/4" Wood band, radius corner
RE	- Veneer reed
PT	- Plateau-post-formed veneer

Ⓒ Select edge color.
Refer to the **Product Color Options** page in this price list.
Edge color offerings are based on edge style selections.

Ⓓ Select column finish.
Refer to the **Product Color Options** page in this price list.

Ⓔ Select base finish.
Refer to the **Product Color Options** page in this price list.

Ⓕ Select surface finish.
Refer to the **Product Color Options** page in this price list.
Surface finish offerings are based on edge style selections.

FINISH INFORMATION

Additional Laminate Offering

Additional laminates beyond KI standard offering, are available with two weeks extended leadtime. To specify additional laminates, use these designators followed by the supplier's color/pattern code:

Formica - LF/supplier's color pattern code
Nevamar - LN/supplier's color pattern code
Wilsonart - LW/supplier's color pattern code

KI's standard laminate finish is the supplier's recommended finish for that color/pattern.
Note: Nonstandard laminates from these suppliers (example: textured laminates), require a Product Modification Request. Contact customer service for details.

Color Match

KI offers the additional option of color matching paint, polypropylene, or wood stain through Product Modification Requests. Contact customer service for details.

SPECIAL SERVICES

Special Carton Marking

With specially marked information	N/C

Shipping

Ships **knocked down, FOB Bonduel, WI 54107, freight prepaid.** Fixed tables are freight class 70. Folding tables are freight class 125.

Specifications and prices are subject to change without prior notice.

Athens® Tables

Round--Flat Disc Base, 4" Column, Fixed Height

Athens® Tables

Round--Flat Disc Base, 4" Column, Fixed Height

	MODEL	Features	A	MODEL NUMBER Basic Model	Edge Style	Edge Color	Base Finish	Surface Finish	Approx. Packaged Weight	1-1/4" Vinyl Bullnose (54B)	74P Edge (74P)	1-1/4" Wood Band Edge (34R)	Veneer Reed (RE)	Veneer Plateau (PT)
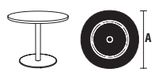 ATH4	**Round Tables, 4" Column, 29"H** • 4" column diameter • 29" unit height • 20" base diameter on 24" and 30" tables • 24" base diameter on 36" and 42" tables • Flat disc base	Powdercoat	24" Diameter	AH4R2429P	□□□	□□□	□□	□□□	61.0#	$ 783	$ 853	$ 1443	$ 1789	$ 1876
		Chrome	24" Diameter	AH4R2429C	□□□	□□□	CCH	□□□	61.0#	1151	1310	1954	2413	2532
		Powdercoat	30" Diameter	AH4R3029P	□□□	□□□	□□	□□□	70.0#	817	888	1504	1989	2057
		Chrome	30" Diameter	AH4R3029C	□□□	□□□	CCH	□□□	70.0#	1199	1406	2034	2688	2778
		Powdercoat	36" Diameter	AH4R3629P	□□□	□□□	□□	□□□	91.0#	822	955	1519	2353	2436
		Chrome	36" Diameter	AH4R3629C	□□□	□□□	CCH	□□□	91.0#	1099	1365	2048	3175	3291
		Powdercoat	42" Diameter	AH4R4229P	□□□	□□□	□□	□□□	104.0#	1216	1365	2161	2914	2966
		Chrome	42" Diameter	AH4R4229C	□□□	□□□	CCH	□□□	104.0#	1632	1825	2918	3931	4006
 ATH4	**Round Tables, 4" Column, 42"H** • 4" column diameter • 42" unit height • 20" base diameter on 24" and 30" tables • 24" base diameter on 36" tables • 32" base diameter on 42" tables • Flat disc base	Powdercoat	24" Diameter	AH4R2442P	□□□	□□□	□□	□□□	65.0#	$ 838	$ 932	$ 1545	$ 1898	$ 1965
		Chrome	24" Diameter	AH4R2442C	□□□	□□□	CCH	□□□	65.0#	1234	1373	2085	2563	2654
		Powdercoat	30" Diameter	AH4R3042P	□□□	□□□	□□	□□□	74.0#	873	1067	1607	2442	2530
		Chrome	30" Diameter	AH4R3042C	□□□	□□□	CCH	□□□	74.0#	1283	1570	2166	3296	3411
		Powdercoat	36" Diameter	AH4R3642P	□□□	□□□	□□	□□□	95.0#	1067	1196	1736	2459	2618
		Chrome	36" Diameter	AH4R3642C	□□□	□□□	CCH	□□□	95.0#	1570	1757	2345	3318	3536
		Powdercoat	42" Diameter	AH4R4242P	□□□	□□□	□□	□□□	143.0#	1138	1523	2062	2787	2947
		Chrome	42" Diameter	AH4R4242C	□□□	□□□	CCH	□□□	143.0#	1675	2057	2787	3762	3979
					Ⓑ	Ⓒ	Ⓓ	Ⓔ						

HOW TO ORDER

Indicate the following information on order form:
1. Quantity of each item.
2. Model number, including options. See "How To Build a Model Number".
3. Any special service required.

Note: • The □ indicates that a choice is required.
- The absence of the □ indicates that no choice is required.
- Alpha-numeric characters in place of □ indicate that no other alternatives are available.

HOW TO BUILD A MODEL NUMBER

Ⓐ Select basic model.

Ⓑ Select edge style.

54B	- 1-1/4" Vinyl bullnose
74P	- 74P edge
34R	- 1-1/4" Wood band, radius corner
RE	- Veneer reed
PT	- Plateau-post-formed veneer

Ⓒ Select edge color.
Refer to the **Product Color Options** page in this price list.
Edge color offerings are based on edge style selections.

Ⓓ Select base finish.
Refer to the **Product Color Options** page in this price list.

Ⓔ Select surface finish.
Refer to the **Product Color Options** page in this price list.
Surface finish offerings are based on edge style selections.

FINISH INFORMATION

Additional Laminate Offering

Additional laminates beyond KI standard offering, are available with two weeks extended leadtime. To specify additional laminates, use these designators followed by the supplier's color/pattern code:

Formica - LF/supplier's color pattern code
Nevamar - LN/supplier's color pattern code
Wilsonart - LW/supplier's color pattern code

KI's standard laminate finish is the supplier's recommended finish for that color/pattern.
Note: Nonstandard laminates from these suppliers (example: textured laminates), require a Product Modification Request. Contact customer service for details.

Color Match

KI offers the additional option of color matching paint, polypropylene, or wood stain through Product Modification Requests. Contact customer service for details.

SPECIAL SERVICES

Special Carton Marking

With specially marked information	N/C

Shipping

Ships **knocked down, FOB Bonduel, WI 54107, freight prepaid.** Fixed tables are freight class 70. Folding tables are freight class 125.

Specifications and prices are subject to change without prior notice.

Athens® Tables

Round--Flat Disc Base, 5.5" Column, Fixed Height

KI

Athens® Tables

Round--Flat Disc Base, 5.5" Column, Fixed Height

	MODEL	Features	A	MODEL NUMBER Basic Model	Edge Style	Edge Color	Base Finish	Surface Finish	Approx. Packaged Weight	1-1/4" Vinyl Bullnose (54B)	74P Edge (74P)	1-1/4" Wood Band Edge (34R)	Veneer Reed (RE)	Veneer Plateau (PT)
 ATH5	**Round Tables, 5" Column, 29"H** • 5" column diameter on 48" and 54" tables • 6" column diameter on 60" tables • 29" unit height • 32" base diameter on 48", 54" and 60" tables • Flat disc base	Powdercoat	48" Diameter	AH5R4829P	□□□	□□□	□□	□□□	160.0#	$ 1859	$ 1999	$ 2714	$ 3713	$ 3851
		Chrome	48" Diameter	AH5R4829C	□□□	□□□	CH	□□□	160.0#	2459	2646	3257	4458	4621
		Powdercoat	54" Diameter	AH5R5429P	□□□	□□□	□□	□□□	177.0#	2129	2372	3166	N/A	N/A
		Chrome	54" Diameter	AH5R5429C	□□□	□□□	CH	□□□	177.0#	2818	3139	3802	N/A	N/A
		Powdercoat	60" Diameter	AH6R6029P	□□□	□□□	□□	□□□	256.0#	2312	2571	3388	4320	4491
		Chrome	60" Diameter	AH6R6029C	□□□	□□□	CH	□□□	256.0#	3061	3405	4066	5181	5384
 ATH5	**Round Tables, 5" Column, 42"H** • 5" column diameter • 42" unit height • 32" base diameter on 48" tables • Flat disc base	Powdercoat	48" Diameter	AH5R4842P	□□□	□□□	□□	□□□	166.0#	$ 2596	$ 2856	$ 3670	$ 4604	$ 4771
		Chrome	48" Diameter	AH5R4842C	□□□	□□□	CH	□□□	166.0#	3437	3405	4404	5523	5726
					Ⓐ	Ⓑ	Ⓒ	Ⓓ	Ⓔ					

HOW TO ORDER

Indicate the following information on order form:
1. Quantity of each item.
2. Model number, including options. See "How To Build a Model Number".
3. Any special service required.

Note: • The □ indicates that a choice is required.
- The absence of the □ indicates that no choice is required.
- Alpha-numeric characters in place of □ indicate that no other alternatives are available.

HOW TO BUILD A MODEL NUMBER

Ⓐ Select basic model.

Ⓑ Select edge style.

54B	- 1-1/4" Vinyl bullnose
74P	- 74P edge
34R	- 1-1/4" Wood band, radius corner
RE	- Veneer reed
PT	- Plateau-post-formed veneer

Ⓒ Select edge color.
Refer to the **Product Color Options** page in this price list.
Edge color offerings are based on edge style selections.

Ⓓ Select base finish.
Refer to the **Product Color Options** page in this price list.

Ⓔ Select surface finish.
Refer to the **Product Color Options** page in this price list.
Surface finish offerings are based on edge style selections.

FINISH INFORMATION

Additional Laminate Offering

Additional laminates beyond KI standard offering, are available with two weeks extended leadtime. To specify additional laminates, use these designators followed by the supplier's color/pattern code:

Formica - LF/supplier's color pattern code
Nevamar - LN/supplier's color pattern code
Wilsonart - LW/supplier's color pattern code

KI's standard laminate finish is the supplier's recommended finish for that color/pattern.
Note: Nonstandard laminates from these suppliers (example: textured laminates), require a Product Modification Request. Contact customer service for details.

Color Match

KI offers the additional option of color matching paint, polypropylene, or wood stain through Product Modification Requests. Contact customer service for details.

SPECIAL SERVICES

Special Carton Marking

With specially marked information	N/C

Shipping

Ships **knocked down, FOB Bonduel, WI 54107, freight prepaid.** Fixed tables are freight class 70. Folding tables are freight class 125.

Specifications and prices are subject to change without prior notice.

Athens® Booth Tables

Square--Flat Disc Base, 4" Column, Fixed Height

Athens® Booth Tables

Square--Flat Disc Base, 4" Column, Fixed Height

	MODEL	Features	A x B	MODEL NUMBER Basic Model	Edge Style	Edge Color	Base Finish	Surface Finish	Approx. Packaged Weight	1-1/4" Vinyl Bullnose (54B)	74P Edge (74P)	1-1/4" Wood Band Edge (34R)
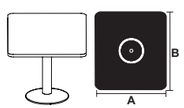	**Square Tables, 4" column, 29"H** • 4" column diameter • 29" unit height • Square top with rounded corners • 32" base diameter on 48" tables • Flat disc base	Powdercoat	48 x 48"	AHDAC48P	□□□	□□□	□□	□□□	0.0#	$ 1914	$ 1940	$ 3026
AHDAC		Chrome	48 x 48"	AHDAC48C	□□□	□□□	CH	□□□	0.0#	2561	2587	3601
				Ⓐ	Ⓑ	Ⓒ	Ⓓ	Ⓔ				

HOW TO ORDER

Indicate the following information on order form:
1. Quantity of each item.
2. Model number, including options. See "How To Build a Model Number".
3. Any special service required.

Note: • The □ indicates that a choice is required.
- The absence of the □ indicates that no choice is required.
- Alpha-numeric characters in place of □ indicate that no other alternatives are available.

HOW TO BUILD A MODEL NUMBER

Ⓐ Select basic model.

Ⓑ Select edge style.

54B	- 1-1/4" Vinyl bullnose
74P	- 74P edge
34R	- 1-1/4" Wood band, radius corner

Ⓒ Select edge color.
Refer to the **Product Color Options** page in this price list.
Edge color offerings are based on edge style selections.

Ⓓ Select base finish.
Refer to the **Product Color Options** page in this price list.

Ⓔ Select surface finish.
Refer to the **Product Color Options** page in this price list.
Surface finish offerings are based on edge style selections.

FINISH INFORMATION

Additional Laminate Offering

Additional laminates beyond KI standard offering, are available with two weeks extended leadtime. To specify additional laminates, use these designators followed by the supplier's color/pattern code:

Formica - LF/supplier's color pattern code
Nevamar - LN/supplier's color pattern code
Wilsonart - LW/supplier's color pattern code

KI's standard finish is the supplier's recommended finish for that color/pattern.
Note: Nonstandard laminates from these suppliers (example: textured laminates), require an upcharge and additional leadtime.
Contact KI.

Additional Stains

Specially stained edges beyond the KI standard offering (as shown under Edge Color column on Product Color Options page) are also available.
Contact KI.

SPECIAL SERVICES

Special Carton Marking

With specially marked information	N/C

Shipping

Ships **knocked down, FOB Bonduel, WI 54107, freight prepaid.** Fixed tables are freight class 70. Folding tables are freight class 125.

Specifications and prices are subject to change without prior notice.

Athens® Booth Tables

Rectangular--Flat Disc Base, 4" Column, Fixed Height

KI

Athens® Booth Tables

Rectangular--Flat Disc Base, 4" Column, Fixed Height

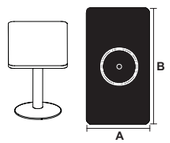

AHDAA

Rectangular Tables, 4" column, 29"H
- 4" column diameter
- 29" unit height
- Rectangular top with rounded corners
- 20" base diameter on 24" tables
- 24" base diameter on 26", 30" and 36" tables
- 32" base diameter on 42" tables
- Flat disc base

MODEL	Features	A x B	MODEL NUMBER Basic Model Ⓐ	Edge Style Ⓑ	Edge Color Ⓒ	Base Finish Ⓓ	Surface Finish Ⓔ	Approx. Packaged Weight	 1-1/4" Vinyl Bullnose (54B)	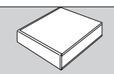 74P Edge (74P)	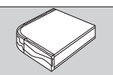 1-1/4" Wood Band Edge (34R)
	Powdercoat	24 x 48"	AHDAA2448P	□□□	□□□	□□	□□□	0.0#	$ 1060	$ 1086	$ 1888
	Chrome	24 x 48"	AHDAA2448C	□□□	□□□	CH	□□□	0.0#	1617	1643	2432
	Powdercoat	26 x 48"	AHDAA2648P	□□□	□□□	□□	□□□	0.0#	1125	1151	1992
	Chrome	26 x 48"	AHDAA2648C	□□□	□□□	CH	□□□	0.0#	1681	1707	2458
	Powdercoat	30 x 48"	AHDAA3048P	□□□	□□□	□□	□□□	0.0#	1196	1222	2043
	Chrome	30 x 48"	AHDAA3048C	□□□	□□□	CH	□□□	0.0#	1759	1784	2509
	Powdercoat	36 x 48"	AHDAA3648P	□□□	□□□	□□	□□□	0.0#	1229	1255	2199
	Chrome	36 x 48"	AHDAA3648C	□□□	□□□	CH	□□□	0.0#	1810	1836	2767
	Powdercoat	42 x 48"	AHDAA4248P	□□□	□□□	□□	□□□	0.0#	1836	1914	2974
	Chrome	42 x 48"	AHDAA4248C	□□□	□□□	CH	□□□	0.0#	2483	2509	3549

HOW TO ORDER

Indicate the following information on order form:
1. Quantity of each item.
2. Model number, including options. See "How To Build a Model Number".
3. Any special service required.

Note: • The □ indicates that a choice is required.
- The absence of the □ indicates that no choice is required.
- Alpha-numeric characters in place of □ indicate that no other alternatives are available.

HOW TO BUILD A MODEL NUMBER

Ⓐ Select basic model.

Ⓑ Select edge style.

54B	- 1-1/4" Vinyl bullnose
74P	- 74P edge
34R	- 1-1/4" Wood band, radius corner

Ⓒ Select edge color.
Refer to the **Product Color Options** page in this price list.
Edge color offerings are based on edge style selections.

Ⓓ Select base finish.
Refer to the **Product Color Options** page in this price list.

Ⓔ Select surface finish.
Refer to the **Product Color Options** page in this price list.
Surface finish offerings are based on edge style selections.

FINISH INFORMATION

Additional Laminate Offering

Additional laminates beyond KI standard offering, are available with two weeks extended leadtime. To specify additional laminates, use these designators followed by the supplier's color/pattern code:

Formica - LF/supplier's color pattern code
Nevamar - LN/supplier's color pattern code
Wilsonart - LW/supplier's color pattern code

KI's standard finish is the supplier's recommended finish for that color/pattern.
Note: Nonstandard laminates from these suppliers (example: textured laminates), require an upcharge and additional leadtime.
Contact KI.

Additional Stains

Specially stained edges beyond the KI standard offering (as shown under Edge Color column on Product Color Options page) are also available.
Contact KI.

SPECIAL SERVICES

Special Carton Marking

With specially marked information	N/C

Shipping

Ships **knocked down, FOB Bonduel, WI 54107, freight prepaid.** Fixed tables are freight class 70. Folding tables are freight class 125.

Specifications and prices are subject to change without prior notice.

1330 Bellevue Street
P.O. Box 8100
Green Bay, WI 54308-8100
800.424.2432
ki.com

KI and Furnishing Knowledge are registered
trademarks of Krueger International, Inc.

© 2020 Krueger International, Inc.
All Rights Reserved.
Code KI-PLW-000466/KI/PDF

Furnishing Knowledge®

BACKBONE®
MEDIA PLATFORM

PRICE LIST

March 28, 2012

Updated October 3, 2022

800.424.2432

Contents

Refer to KI Terms & Conditions document or visit ki.com.

Contents

Refer to KI Terms & Conditions document or visit ki.com.

Backbone®

General Information	3
Product Color Options	5
Stationary Unit	6
Stationary Unit with Radius Corners	7
Mobile Unit	8
Master Key for Lock Core	9
Monitor Support	10

Backbone®
General Information

Cutout Details

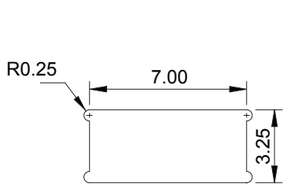

EXTRON 4 (EX4)
CABLE CUBBY 202

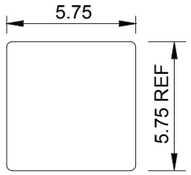

EXTRON 5 (EX5)
CABLE CUBBY 500

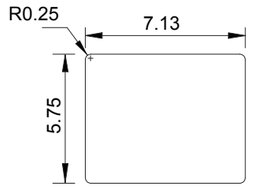

EXTRON 6 (EX6)
CABLE CUBBY 700



EXTRON 7 (EX7)
CABLE CUBBY 1200

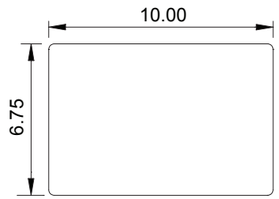

EXTRON 8 (EX8)
CABLE CUBBY 1400

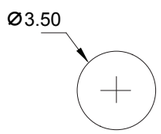

FSR (FS1)
T3 TABLE BOXES

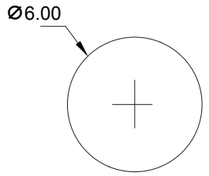

FSR 2 (FS2)
T6 TABLE BOXES

Cutout Patterns for Mobile Units



Enclosure
Enclosure shall consist of 3/4" thick 45# particle board with exposed surfaces finished with a minimum of .030" thick high pressure laminate. Access to internal wiring shall be provided by a lockable removable door with minimum dimensions measuring 10" tall by 48" long. Ventilation is provided through openings on each end measuring a minimum 8" x 15" and covered with powder coated perforated steel panels.

The Stationary units will be supported by two 11-gauge formed and welded steel supports containing leveling glides. These powder coated supports are bolted to the lower support cross members. This unit will be topped by a 1-1/8" thick 45# particle board top.

The Mobile units will be supported by four 2.44" diameter casters and contain rare earth ganging magnets on two sides. These unit will be topped with a 3/4" thick 45# particle board top. Mobile tables are available with a Trek base. Table tops are either 3/4" or 1-1/8" thick 45# particle board topped with a minimum .030" HPL and backed with .020" HPL backer. All Mobile Tables will have (8) rare earth magnets to provide ganging options. Tables gang to the enclosure and each other in three different configurations.

All tops will be finished with a minimum .030" thick high pressure laminate and banded with 2mm polypropylene edge material and routered for the quantity and size of the chosen switching hardware.

Monitor Support
Monitor support shall consist of 3/4" thick 45# particle board with exposed surfaces finished with a minimum of .030" thick high pressure laminate. Units have T-nuts to attach to both Stationary and Mobile units with (6) bolts. For use with Backbone tables only.

INFORMATION

Warranty
Refer to KI Terms & Conditions document or visit ki.com

Cutout Patterns for Stationary Units (Page 1 of 2)

Unit Size	EXTRON 4 (EX4) CABLE CUBBY 202	EXTRON 5 (EX5) CABLE CUBBY 500	EXTRON 6 (EX6) CABLE CUBBY 700	EXTRON 7 (EX7) CABLE CUBBY 1200	EXTRON 8 (EX8) CABLE CUBBY 1400
64"W x 73"L	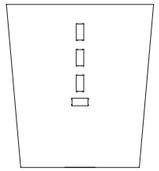	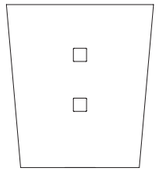	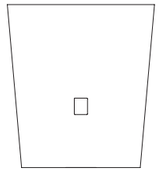		
66"W x 85"L	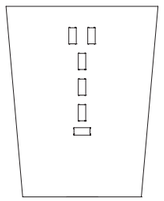	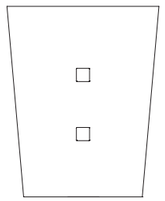	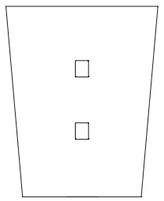	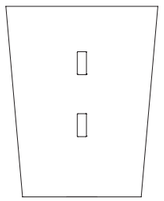	
68"W x 97"L		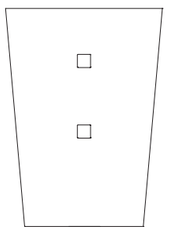	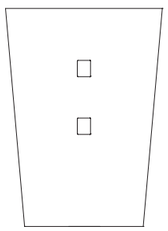	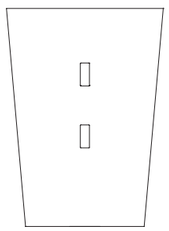	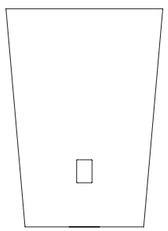

Cutout Patterns for Stationary Units (Page 2 of 2)

Unit Size	FSR (FS1) T3 TABLE BOXES	FSR 2 (FS2) T6 TABLE BOXES
64"W x 73"L	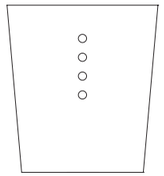	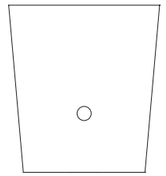
66"W x 85"L	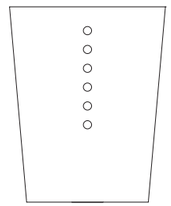	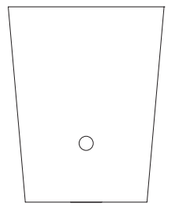
68"W x 97"L	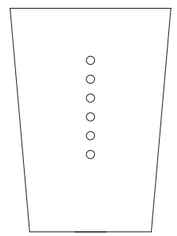	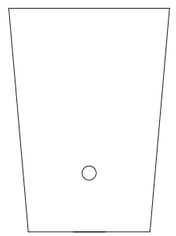

INFORMATION

Warranty
Refer to KI Terms & Conditions document or visit ki.com

Backbone®
Product Color Options

Stationary & Mobile
Surface Finish--Laminate

Belair	LBQ
Biltmore Cherry	LBT
Black	LBK
Brighton Walnut	LBW
Canyon Zephyr	LCA
Castle Oak	LCO
Casual Linen	LCU
Cherry Storm	LCX
Classic Linen	LCI
Cloud Zephyr	LCL
Cocobala	LCC
Crisp Linen	LRI
Desert Zephyr	LDZ
Dove Grey	LDG
Fired Steel	LIL
Flax Linen	LXF
Florence Walnut	LFC
Forged Steel	LOL
Friston Ash	LFH
Frosty White	LFW
Graphite Nebula	LGN
Grey	LGE
High Rise	LHE
Hollyberry	LHY
Irish Linen	LIH
Island	LID
Italian Silver Ash	LIT
Kensington Maple	LKM
Lapis Blue	LLB
Markerboard White	LMK
Misted Zephyr	LMR
Monticello Maple	LMT
Nickel Evolv	LNV
North Sea	LNA
Ocean	LON
Pearl Bisque	LPB
Pearl Silver	LPS
Pressed Linen	LPR
River Cherry	LRY
Rugged Linen	LRG
Satin Stainless	LSS
Shadow Zephyr	LSR
Silicon evolv	LSV
Sterling Ash	LAZ
Tailored Linen	LTL
Titanium evolv	LTV
White Nebula	LWL
White Sand	LWN
Windsor Mahogany	LWY

Mobile Dock Top
Surface Finish--Laminate

Belair	DLBQ
Biltmore Cherry	DLBT
Black	DLBK
Brighton Walnut	DLBW
Canyon Zephyr	DLCA
Castle Oak	DLCO
Casual Linen	DLCU
Cherry Storm	DLCX
Classic Linen	DLCI
Cloud Zephyr	DLCL
Cocobala	DLCC
Crisp Linen	DLRI
Desert Zephyr	DLDZ
Dove Grey	DLDG
Fired Steel	DLIL
Flax Linen	DLXF
Florence Walnut	DLFC
Forged Steel	DLOL
Friston Ash	DLFH
Frosty White	DLFW
Graphite Nebula	DLGN
Grey	DLGE
High Rise	DLHE
Hollyberry	DLHY
Irish Linen	DLIH
Island	DLID
Italian Silver Ash	DLIT
Kensington Maple	DLKM
Lapis Blue	DLLB
Markerboard White	DLMK
Misted Zephyr	DLMR
Monticello Maple	DLMT
Nickel Evolv	DLNV
North Sea	DLNA
Ocean	DLON
Pearl Bisque	DLPB
Pearl Silver	DLPS
Pressed Linen	DLPR
River Cherry	DLRY
Rugged Linen	DLRG
Satin Stainless	DLSS
Shadow Zephyr	DLSR
Silicon Evolv	DLSV
Sterling Ash	DLAZ
Tailored Linen	DLTL
Titanium Evolv	DLTV
White Nebula	DLWL
White Sand	DLWN
Windsor Mahogany	DLWY

Stationary & Mobile Dock Base
Base Finish--Laminate

Belair	BLBQ
Biltmore Cherry	BLBT
Black	BLBK
Brighton Walnut	BLBW
Canyon Zephyr	BLCA
Castle Oak	BLCO
Casual Linen	BLCU
Cherry Storm	BLCX
Classic Linen	BLCI
Cloud Zephyr	BLCL
Cocobala	BLCC
Crisp Linen	BLRI
Desert Zephyr	BLDZ
Dove Grey	BLDG
Fired Steel	BLIL
Flax Linen	BLXF
Florence Walnut	BLFC
Forged Steel	BLOL
Friston Ash	BLFH
Frosty White	BLFW
Graphite Nebula	BLGN
Grey	BLGE
High Rise	BLHE
Hollyberry	BLHY
Irish Linen	BLIH
Island	BLID
Italian Silver Ash	BLIT
Kensington Maple	BLKM
Lapis Blue	BLLB
Markerboard White	BLMK
Misted Zephyr	BLMR
Monticello Maple	BLMT
Nickel Evolv	BLNV
North Sea	BLNA
Ocean	BLON
Pearl Bisque	BLPB
Pearl Silver	BLPS
Pressed Linen	BLPR
River Cherry	BLRY
Rugged Linen	BLRG
Satin Stainless	BLSS
Shadow Zephyr	BLSR
Silicon Evolv	BLSV
Sterling Ash	BLAZ
Tailored Linen	BLTL
Titanium Evolv	BLTV
White Nebula	BLWL
White Sand	BLWN
Windsor Mahogany	BLWY

Stationary & Mobile
Edge Color for 74P Edge

Belair	EBQ
Biltmore Cherry	EBT
Black	EBL
Blue Grey	EGR
Brighton Walnut	EBW
Castle Oak	ECO
Cayenne	ECY
Cherry Storm	ECX
Cocobala	ECC
Cool Grey	ECG
Earthen Clay	EEY
Everglade Shade	EEV
Flannel	EFN
Florence Walnut	EFC
Friston Ash	EFH
Frosty White	EFW
Hazy Jade	EHJ
Honey Bee	EHY
Italian Silver Ash	EIT
Kensington Maple	EKM
Light Tone	ELG
Mardi Gras	EMG
Misty Brown	EMY
Monticello Maple	EMT
Multiplex	EMB
Nemo	ENE
Nordic	END
Poppy Red	EPR
Purple Haze	EPH
River Cherry	ERY
Rubber Ducky	ERK
Sand	ESA
Sky Blue	ESK
Sterling Ash	EAZ
Surf's Up	ESP
Twilight Shadow	ETI
Ultra Blue	EUB
Warm Grey	EWG
Windsor Mahogany	EWY
Zesty Lime	EZL

Stationary
Edge Color for KN Edge

Belair	EBQ
Biltmore Cherry	EBT
Black	EBL
Blue Grey	EGR
Brighton Walnut	EBW
Castle Oak	ECO
Cherry Storm	ECX
Cool Grey	ECG
Earthen Clay	EEY
Everglade Shade	EEV
Flannel	EFN
Florence Walnut	EFC
Friston Ash	EFH
Frosty White	EFW
Hazy Jade	EHJ
Honey Bee	EHY
Italian Silver Ash	EIT
Kensington Maple	EKM
Light Tone	ELG
Mardi Gras	EMG
Misty Brown	EMY
Monticello Maple	EMT
Nemo	ENE
Poppy Red	EPR
Purple Haze	EPH
River Cherry	ERY
Rubber Ducky	ERK
Sand	ESA
Sky Blue	ESK
Sterling Ash	EAZ
Surf's Up	ESP
Twilight Shadow	ETI
Ultra Blue	EUB
Warm Grey	EWG
Zesty Lime	EZL

Mobile Dock Edge Color

Belair	EBQ
Biltmore Cherry	DEBT
Black	DEBL
Blue Grey	DEGR
Brighton Walnut	DEBW
Castle Oak	DECO
Cayenne	DECY
Cherry Storm	DECX
Cocobala	DECC
Cool Grey	DECG
Earthen Clay	DEEY
Everglade Shade	DEEV
Flannel	DEFN
Friston Ash	EFH
Frosty White	DEFW
Hazy Jade	DEHJ
Honey Bee	DEHY
Kensington Maple	DEKM
Light Tone	DELG
Mardi Gras	DEMG
Misty Brown	DEMY
Monticello Maple	DEMT
Nemo	DENE
Nordic	DEND
Poppy Red	DEPR
Purple Haze	DEPH
River Cherry	DERY
Rubber Ducky	DERK
Sand	DESA
Sky Blue	DESK
Sterling Ash	DEAZ
Surf's Up	DESP
Twilight Shadow	DETI
Ultra Blue	DEUB
Warm Grey	DEWG
Windsor Mahogany	DEWY
Zesty Lime	DEZL

Stationary & Mobile
Leg, Foot and End Panel Color

Black	BL
Blue Grey	GR
Bronze Metallic	ZM
Cayenne	CY
Champagne Metallic	CM
Cool Grey	CG
Cottonwood	CO
Earthen Clay	EY
Espresso Metallic	EX
Everglade Shade	EV
Flannel	FN
Glitz Metallic	GZ
Hazy Jade	HJ
Honey Bee	HY
Light Tone	LG
Mardi Gras	MG
Misty Brown	MY
Nemo	NE
Nordic	ND
Poppy Red	PR
Purple Haze	PH
Rubber Ducky	RK
Sand	SA
Sky Blue	SK
Starlight Silver Metallic	SX
Surf's Up	SP
Twilight Shadow	TI
Ultra Blue	UB
Warm Grey	WG
Zesty Lime	ZL

Finish Cards

View color swatches for items listed within this document.

Paints **Wood/Veneer** **Molded Edges** **Hard Plastics**
Plastics/Poly **Laminates** **Edge Styles** **Glass**

Certain options referenced may not be available on GSA Schedule.

Backbone®
Stationary Unit

Backbone®
Stationary Unit

	MODEL	OVERALL SIZE	MODEL NUMBER: Basic Model	Edge Style	Edge Color	Surface Finish	Base Laminate	Foot End Panel Color	Media Cutout	Approx. Packaged Weight	74P Edge (74P)	Knife Edge (KN)
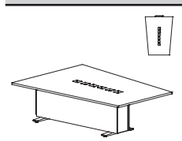 BBNS	**Backbone® - Stationary Unit** • All laminate table and base • Media sharing equipment must be purchased separately • Reference diagram for Extron and FSR grommet locations • End panel color is also used for the base feet • Support legs match WorkUp® table • 29" high surface	64"W x 73"L x 29"H	BBNST73	□□□	□□□	□□□	□□□□	□□	□□□	236.0#	$ 7902	$ 8226
		66"W x 85"L x 29"H	BBNST85	□□□	□□□	□□□	□□□□	□□	□□□	279.0#	8118	8443
		68"W x 97"L x 29"H	BBNST97	□□□	□□□	□□□	□□□□	□□	□□□	325.0#	8979	9333
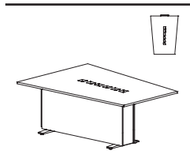 BBNS	**Backbone® - Stationary Unit - Cafe Height** • All laminate table and base • Media sharing equipment must be purchased separately • Reference diagram for Extron and FSR grommet locations • End panel color is also used for the base feet • Support legs match WorkUp® table • 42" high surface	64"W x 73"L x 42"H	BBNSTC73	□□□	□□□	□□□	□□□□	□□	□□□	236.0#	$ 9353	$ 9678
		66"W x 85"L x 42"H	BBNSTC85	□□□	□□□	□□□	□□□□	□□	□□□	279.0#	9616	9941
		68"W x 97"L x 42"H	BBNSTC97	□□□	□□□	□□□	□□□□	□□	□□□	325.0#	10568	10919
			Ⓐ	Ⓑ	Ⓒ	Ⓓ	Ⓔ	Ⓕ	Ⓖ			

HOW TO ORDER

Indicate the following information on order form:
1. Quantity of each item.
2. Model number, including options. See "How To Build a Model Number".
3. Any special service required.

Note: • The □ indicates that a choice is required.
- The absence of the □ indicates that no choice is required.
- Alpha-numeric characters in place of □ indicate that no other alternatives are available.

HOW TO BUILD A MODEL NUMBER

Ⓐ Select basic model.

Ⓑ Select edge style.

74P	- 74P edge
KN	- Knife edge

Ⓒ Select edge color.
Refer to the **Product Color Options** page in this price list.
Edge color offerings are based on edge style selections.

Ⓓ Select top laminate.
Refer to the **Product Color Options** page in this price list.

Ⓔ Select base laminate.
Refer to the **Product Color Options** page in this price list.

Ⓕ Select foot/end panel finish.
Refer to the **Product Color Options** page in this price list.

Ⓖ Select media cutout.

NCO	- No cut-out
EX4	- Extron 4
EX5	- Extron 5
EX6	- Extron 6
EX7	- Extron 7
EX8	- Extron 8
FS1	- FSR (T3)
FS2	- FSR (T6)

INFORMATION

Grommet Cutouts by Table Size

Base Length	Number of Grommet Cutouts
48"	4
60"	6
72"	6

SPECIAL SERVICES

Special Carton Marking

With specially marked information	N/C

Shipping

Ships **knocked down, FOB Bonduel, WI 54107, freight prepaid.** Freight class 85.

Specifications and prices are subject to change without prior notice.

Backbone®
Stationary Unit with Radius Corners

Backbone®
Stationary Unit with Radius Corners

	MODEL	OVERALL SIZE	MODEL NUMBER Basic Model	Edge Style	Edge Color	Surface Finish	Base Laminate	Foot End Panel Color	Media Cutout	Approx. Packaged Weight	74P Edge (74P)	Knife Edge (KN)
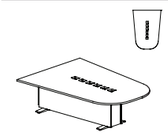 BBNS	**Backbone® - Stationary Unit with Radius Corners** • All laminate table and base • Media sharing equipment must be purchased separately • Reference diagram for Extron and FSR grommet locations • End panel color is also used for the base feet • Support legs match WorkUp® table • 29" high surface	64"W x 73"L x 29"H	BBNSTR73	□□□	□□□	□□□	□□□□	□□	□□□	236.0#	$ 7902	$ 8226
		66"W x 85"L x 29"H	BBNSTR85	□□□	□□□	□□□	□□□□	□□	□□□	279.0#	8118	8443
		68"W x 97"L x 29"H	BBNSTR97	□□□	□□□	□□□	□□□□	□□	□□□	325.0#	8979	9333
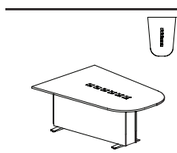 BBNS	**Backbone® - Stationary Unit with Radius Corners - Cafe Height** • All laminate table and base • Media sharing equipment must be purchased separately • Reference diagram for Extron and FSR grommet locations • End panel color is also used for the base feet • Support legs match WorkUp® table • 42" high surface	64"W x 73"L x 42"H	BBNSTRC73	□□□	□□□	□□□	□□□□	□□	□□□	236.0#	$ 9353	$ 9678
		66"W x 85"L x 42"H	BBNSTRC85	□□□	□□□	□□□	□□□□	□□	□□□	279.0#	9616	9941
		68"W x 97"L x 42"H	BBNSTRC97	□□□	□□□	□□□	□□□□	□□	□□□	325.0#	10568	10919
			Ⓐ	Ⓑ	Ⓒ	Ⓓ	Ⓔ	Ⓕ	Ⓖ			

HOW TO ORDER

Indicate the following information on order form:
1. Quantity of each item.
2. Model number, including options. See "How To Build a Model Number".
3. Any special service required.

Note: • The □ indicates that a choice is required.
• The absence of the □ indicates that no choice is required.
• Alpha-numeric characters in place of □ indicate that no other alternatives are available.

HOW TO BUILD A MODEL NUMBER

Ⓐ Select basic model.

Ⓑ Select edge style.

74P	- 74P edge
KN	- Knife edge

Ⓒ Select edge color.
Refer to the **Product Color Options** page in this price list.
Edge color offerings are based on edge style selections.

Ⓓ Select top laminate.
Refer to the **Product Color Options** page in this price list.

Ⓔ Select base laminate.
Refer to the **Product Color Options** page in this price list.

Ⓕ Select foot/end panel finish.
Refer to the **Product Color Options** page in this price list.

Ⓖ Select media cutout.

NCO	- No cut-out
EX4	- Extron 4
EX5	- Extron 5
EX6	- Extron 6
EX7	- Extron 7
EX8	- Extron 8
FS1	- FSR (T3)
FS2	- FSR (T6)

INFORMATION

Grommet Cutouts by Table Size

Base Length	Number of Grommet Cutouts
48"	4
60"	6
72"	6

SPECIAL SERVICES

Special Carton Marking

With specially marked information	N/C

Shipping

Ships **knocked down, FOB Bonduel, WI 54107, freight prepaid.** Freight class 85.

Specifications and prices are subject to change without prior notice.

Backbone®
Mobile Unit

Backbone®
Mobile Unit

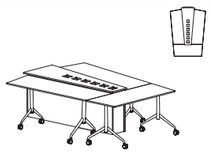

BBNM

Backbone® - Mobile Unit

- Includes three tables to dock against the center spine with magnets
- BBNMT76 has two 48" and one 60" table
- BBNMT88 has three 60" tables
- BBNMT100 has two 72" and one 60" table
- Media sharing equipment must be purchased separately
- Reference cutout diagram for Extron and FSR grommet locations
- Tables gang to dock
- Perforated end panel will match table base color
- Center unit has hidden caster for added mobility
- Tables have a 5% angle on the short ends
- Trek® casters come standard - 2 black locking and 2 black non-locking per table

	MODEL NUMBER											
OVERALL SIZE	Basic Model	Edge Style	Leg Option	Edge Color	Surface Finish	End Panel Table Leg Color	Dock Top Edge Color	Dock Top Laminate	Dock Base Laminate	Media Cutout	Approx. Packaged Weight	Trek Table Bases
68"Wx76"Lx29"H	BBNMT76	74P	TRK	□□□	□□□	□□	□□□□	□□□□	□□□□	□□□	353.0#	$ 10790
70"Wx88"Lx29"H	BBNMT88	74P	TRK	□□□	□□□	□□	□□□□	□□□□	□□□□	□□□	400.0#	11375
72"Wx100"Lx29"H	BBNMT100	74P	TRK	□□□	□□□	□□	□□□□	□□□□	□□□□	□□□	451.0#	12419
	Ⓐ	Ⓑ	Ⓒ	Ⓓ	Ⓔ	Ⓕ	Ⓖ	Ⓗ	Ⓘ	Ⓙ		

HOW TO ORDER

Indicate the following information on order form:
1. Quantity of each item.
2. Model number, including options. See "How To Build a Model Number".
3. Any special service required.

Note: • The □ indicates that a choice is required.
- The absence of the □ indicates that no choice is required.
- Alpha-numeric characters in place of □ indicate that no other alternatives are available.

HOW TO BUILD A MODEL NUMBER

Ⓐ Select basic model.

Ⓑ Select edge style.

74P	- 74P edge

Ⓒ Select table leg style.

TRK	- Trek style legs

Ⓓ Select edge color.
Refer to the **Product Color Options** page in this price list.
Edge color offerings are based on edge style selections.

Ⓔ Select top laminate.
Refer to the **Product Color Options** page in this price list.

Ⓕ Select table leg/end panel finish.
Refer to the **Product Color Options** page in this price list.

Ⓖ Select dock edge color.
Refer to the **Product Color Options** page in this price list.

Ⓗ Select dock top laminate.
Refer to the **Product Color Options** page in this price list.

Ⓘ Select dock base laminate.
Refer to the **Product Color Options** page in this price list.

Ⓙ Select media cutout.

NCO	- No cut-out
EX4	- Extron 4
EX5	- Extron 5
EX6	- Extron 6
EX7	- Extron 7
EX8	- Extron 8
FS1	- FSR (T3)
FS2	- FSR (T6)

INFORMATION

Grommet Cutouts by Table Size

Base Length	Number of Grommet Cutouts
48"	4
60"	6
72"	6

SPECIAL SERVICES

Special Carton Marking

With specially marked information	N/C

Shipping

Ships **knocked down, FOB Bonduel, WI 54107, freight prepaid.** Freight class 85.

Specifications and prices are subject to change without prior notice.

Backbone®
Master Key for Lock Core

Backbone®
Master Key for Lock Core

	MODEL	MODEL NUMBER Basic Model	Approx. Packaged Weight	Delivered Pricing
HRDPT	**Backbone - Master Key for Lock Core** • Allows access to all Backbone® Stationary and Mobile panels with a single key	31.13.0445 Ⓐ	1.0#	$ 6

HOW TO ORDER

Indicate the following information on order form:
1. Quantity of each item.
2. Model number, including options. See “How To Build a Model Number”.
3. Any special service required.

Note: • The ☐ indicates that a choice is required.
- The absence of the ☐ indicates that no choice is required.
- Alpha-numeric characters in place of ☐ indicate that no other alternatives are available.

HOW TO BUILD A MODEL NUMBER

Ⓐ Select basic model.

SPECIAL SERVICES

Special Carton Marking

With specially marked information N/C

Shipping

Ships **knocked down, FOB Bonduel, WI 54107, freight prepaid.** Freight class 85.

Specifications and prices are subject to change without prior notice.

Backbone®
Monitor Support

Backbone®
Monitor Support

	MODEL	OVERALL SIZE	MODEL NUMBER Basic Model	MODEL NUMBER Laminate Color	Approx. Packaged Weight	Delivered Pricing
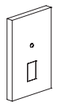 HRDPT	**Backbone® - Monitor Support** • For use with Backbone® tables only • All laminate construction • Must attach to either Mobile or Stationary unit • Black grommet cover included • Must be ordered separately	38"W x 59"H x 5"D	BBNMS	□□□	100.0#	$ 2866
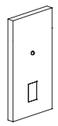 HRDPT	**Backbone® - Monitor Support - Cafe Height** • For use with Backbone® tables only • All laminate construction • Must attach to either Mobile or Stationary unit • Black grommet cover included • Must be ordered separately	38"W x 72H" x 5"D	BBNMSC	□□□	100.0#	$ 3105
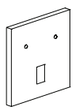 HRDPT	**Backbone® - Monitor Support-Dual Width** • For use with Backbone® tables only • All laminate construction • Must attach to either Mobile or Stationary unit • Black grommet cover included • Must be ordered separately	60"W x 59"H x 5"D	BBNMD	□□□	100.0#	$ 3175
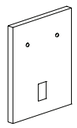 HRDPT	**Backbone® - Monitor Support-Cafe Height-Dual Width** • For use with Backbone® tables only • All laminate construction • Must attach to either Mobile or Stationary unit • Black grommet cover included • Must be ordered separately	60"W x 72"H x 5"D	BBNMDC	□□□	100.0#	$ 4283
			Ⓐ	Ⓑ		

HOW TO ORDER

Indicate the following information on order form:
1. Quantity of each item.
2. Model number, including options. See "How To Build a Model Number".
3. Any special service required.

Note: • The □ indicates that a choice is required.
- The absence of the □ indicates that no choice is required.
- Alpha-numeric characters in place of □ indicate that no other alternatives are available.

HOW TO BUILD A MODEL NUMBER

Ⓐ Select basic model.

Ⓑ Select laminate color.
Refer to the **Product Color Options** page in this price list.

SPECIAL SERVICES

Special Carton Marking

With specially marked information	N/C

Shipping

Ships **knocked down, FOB Bonduel, WI 54107, freight prepaid.** Freight class 85.

Specifications and prices are subject to change without prior notice.

1330 Bellevue Street
P.O. Box 8100
Green Bay, WI 54308-8100
800.424.2432
ki.com

KI and Furnishing Knowledge are registered
trademarks of Krueger International, Inc.

© 2020 Krueger International, Inc.
All Rights Reserved.
Code KI-PLW-000208/KI/PDF

Furnishing Knowledge®

BARRON®
TABLES

PRICE LIST

January 3, 2011

Updated October 3, 2022

800.424.2432

Contents

Refer to KI Terms & Conditions document or visit ki.com.

Contents

Refer to KI Terms & Conditions document or visit ki.com.

Barron® Tables

General Information	3
Product Color Options	4
Fixed Leg	5
Fixed Leg with Modesty Panel	8
Fixed Leg with PowerUp®	9
Folding Leg	10
Folding Leg with Modesty Panel	12
Folding Leg with PowerUp®	13
Flip-Top	14
Flip-Top with Modesty Panel	15
Lightweight Folding Leg	16
Barron® Plus Tables	18
Barron Plus Tables	19
Storage and Accessories	24



Square Table, X Base



Square Flip-Top Table, X Base



Round Table, LX Base



Rectangular Table, T Base



Trapezoidal Table, T Base

Features					
Fixed, folding, flip-top bases				•	•
Three edge styles	•	•	•	•	•
Lightweight top option				•	•
Rolling Baron base for mobility				•	•



Laminate; 1-1/4" round vinyl bullnose edge; 1-1/2" radius corner (54B)

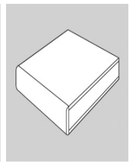

Laminate; 74P edge; square corner (74P)

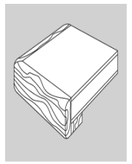

Laminate; 1"x 1-3/4" wood bullnose edge; .62" radius corner (15W)



Adjustable Glides



Self-Leveling Glides



Ganging Device for Portico™ Plus



Portico™ Plus Quarter Round Ganging Device



Rolling Barron Base



Rectangular Table, TT Base



Rectangular Table, Q-Release Modesty Panel



Rectangular Table, Folding Modesty Panel



Barron Plus Tables

Features				
Fixed, folding bases	•	•	•	•
Three edge styles	•			•
Ganging				•
Modesty panel and wire management		•	•	
Rolling Baron base for mobility		•	•	•

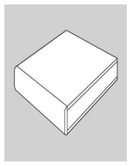

Laminate; 74P edge; square corner (74P)

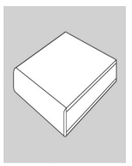

Laminate; 3/8" x 1-1/4" wood band edge: square corner: corner joint is not mitered (34S)

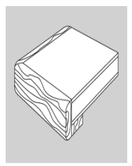

Laminate; 3/8" x 1-3/4" wood band edge: square corner: corner joint is not mitered (36S)



Grommet location for tables 36" or smaller



Grommet location for tables 42" or deeper

SPECIFICATIONS

Barron Pedestal Base Table
This system employs 14-gauge tubular steel components in fixed, folding or flip-top models. Barron includes T, TT, X, LX and cantilevered T base combinations. Fixed table column welded to an 8" x 8" formed steel plate.

Bases
Built of 1-3/4" round tubular steel feet, legs and plugs; highly polished finish. LX series is furnished with 3" o.d. seamless tubular steel column. Adjustable glides are secured to the legs. All ends capped with finished steel plugs brazed in place, ground and polished smooth.

Barron Table's Folding Mechanism
Built of 11-gauge, black zinc finish steel, the folding mechanism easily releases and folds leg tightly to table bottom and securely locks with two polypropylene clips. When opened, legs engage into place for a tight, rigid fit between leg and mechanism. Built-in nylon bumpers keep tables separated to prevent marring when tables are stacked on edge.

Table Surfaces
1-1/8" thick high-density particleboard core with high-pressure laminate top and phenolic backing sheet. Tops are pre-drilled.

A "standard" table consists of a standard laminate worksurface and a 1-1/4" vinyl bullnose edge for any KI table base. KI tables can hold a maximum of 1.5 lbs for each inch of perimeter evenly distributed over the top.

Flip-Top
Standard flip-top table does not have a detachable top.

Barron Plus Ganging Mechanism
Built of black high-strength nylon, userfriendly ganger with pegs draws tables together. No tools are required when joining tables. Ganger is self-storing under table top.

Mounting screws are provided. Tops are predrilled for placement of ganging pegs. Two gangers per table. CAUTION: Gangers are not retrofittable to earlier purchased tables.

Folding Modesty Panels
.685" thick particleboard faced on both sides with laminate that matches table top. Modesty panels are 6-1/4" high by length of table. Mounting brackets are black and packed with base. Table top and panel are pre-drilled. Lower edge of panel extends 8-1/4" from underside of table. The modesty panel is shipped k.d.

Bright Chrome Finish
Surfaces are duplex nickel-chrome plated in a twenty-two step process.

Powder-Coated Finish
Hybrid powder coating is electrostatically applied. Finish is chemical-resistant, hard, tough and mar-resistant.

Barron Lightweight Table
Top is 5-ply construction consisting of .050" thick laminate, 5.2mm 3-ply plywood, .75" thick high-density particleboard frame with honeycomb core, 5.2mm 3-ply plywood and .040" HPL backer.

Quick-Release Modesty Panels
.685" thick particleboard faced on both sides with laminate that matches table top laminate. Lower edge extends 7-1/4" from underside of table. Panel is easily removed from the table without tools. It locks into two 11-gauge steel retaining brackets and is removed by pulling down on vinyl-coated stainless steel release levers. Panel ships k.d.

Barron Table Truck
Black powder-coated finish. Two swivel and two rigid 6" diameter casters with heavy-duty roller bearings. Rectangular or square table storage. Felt is standard on top edges.

Barron with PowerUp®
Barron tables are available with one or two power/data modules, PowerUp, centrally located 4-1/4" from front edge of table top. PowerUp is a UL Listed, Relocatable Power Tap, which mounts flush into the table top. When flipped up, cover open, one (1) duplex receptacle and two (2) data ports are exposed. The underside of the table is provided with a hinged plastic channel (cord management trough) which covers the bottom of the module. This channel, furnished with metal dividers, is provided for the routing of the power supply cords and data lines. The PowerUp module is 6-1/4" long by 3" wide by 2-1/2" high when opened. It is provided with a 9 ft. or 15 ft., 3-conductor cord and is rated 120V a/c, 15A. The cover snaps into the upright position to allow cords to be unplugged without the cover closing. The data ports are molded to accept AT&T "M" Series, RJ45 jacks. The module can be modified to accept various brand jacks. Cords are further managed by the vertical leg wire manager which comes standard with PowerUp.

Rolling Barron Base
Rolling Barron base be may be ordered with any two-column Barron or Barron Plus table, or may be field-installed on existing two-column Barron or Barron Plus table. By placing embedded wheels on one end of a Barron two-column table, one person can easily move it by lifting the end without wheels and "driving" the table. Also, rolling Barron base is only available on Single "T" Bases. Not available on "TT", "X" and "LX".

Under-Table Wire Management
Constructed of high quality black velcro. Harness is fastened to table bottom with screws. Shipped assembled. Wire management options (HO, HW and WO) are only available on rectangle tables 96" and smaller.

Leg Wireways
Scuff-resistant, high-impact rigid plastic. Two separate wire channels per leg. Fastened to legs with full length adhesive bond. Black only. One wireway per leg. Shipped assembled. Two leg wireways per top. Not available on 18" x 60" fixed base tables, 18" x 60" and 24" x 60" cantilevered base and folding tables.

Grommets
Plastic grommets are 3" diameter and recessed into table top. Cap is removable and has retractable slot cover. Two grommets per top. Grommet option is available on rectangle tables 96" and smaller except for all 18"x60" and 24"x60" cantilevered fixed and folding tables (24"x60" tables with standard fixed bases are okay). Grommet location for tables that are 36" deep and smaller will be on the corners of the table. Grommet location for the tables 42" deep and larger will be the centerline of the table. See graphics above.

INFORMATION

Warranty
Refer to KI Terms & Conditions document or visit ki.com

Barron® Tables
Product Color Options

Barron® Tables
Product Color Options

Surface Finish--Laminate

Belair	LBQ
Biltmore Cherry	LBT
Black	LBK
Brighton Walnut	LBW
Canyon Zephyr	LCA
Castle Oak	LCO
Casual Linen	LCU
Cherry Storm	LCX
Classic Linen	LCI
Cloud Zephyr	LCL
Cocobala	LCC
Crisp Linen	LRI
Desert Zephyr	LDZ
Dove Grey	LDG
Fired Steel	LIL
Flax Linen	LXF
Florence Walnut	LFC
Forged Steel	LOL
Friston Ash	LFH
Frosty White	LFW
Graphite Nebula	LGN
Grey	LGE
High Rise	LHE
Hollyberry	LHY
Irish Linen	LIH
Island	LID
Italian Silver Ash	LIT
Kensington Maple	LKM
Lapis Blue	LLB
Markerboard White	LMK
Misted Zephyr	LMR
Monticello Maple	LMT
Nickel Evolv	LNV
North Sea	LNA
Ocean	LON
Pearl Bisque	LPB
Pearl Silver	LPS
Pressed Linen	LPR
River Cherry	LRY
Rugged Linen	LRG
Satin Stainless	LSS
Shadow Zephyr	LSR
Silicon evolv	LSV
Sterling Ash	LAZ
Tailored Linen	LTL
Titanium evolv	LTV
White Nebula	LWL
White Sand	LWN
Windsor Mahogany	LWY

Edge Color for 74P Edge

Belair	EBQ
Biltmore Cherry	EBT
Black	EBL
Blue Grey	EGR
Brighton Walnut	EBW
Castle Oak	ECO
Cayenne	ECY
Cherry Storm	ECX
Cocobala	ECC
Cool Grey	ECG
Earthen Clay	EEY
Everglade Shade	EEV
Flannel	EFN
Florence Walnut	EFC
Friston Ash	EFH
Frosty White	EFW
Hazy Jade	EHJ
Honey Bee	EHY
Italian Silver Ash	EIT
Kensington Maple	EKM
Light Tone	ELG
Mardi Gras	EMG
Misty Brown	EMY
Monticello Maple	EMT
Multiplex	EMB
Nemo	ENE
Nordic	END
Poppy Red	EPR
Purple Haze	EPH
River Cherry	ERY
Rubber Ducky	ERK
Sand	ESA
Sky Blue	ESK
Sterling Ash	EAZ
Surf's Up	ESP
Twilight Shadow	ETI
Ultra Blue	EUB
Warm Grey	EWG
Windsor Mahogany	EWY
Zesty Lime	EZL

Edge Color for 54B Edge

Black	EBL
Blue Grey	EGR
Cayenne	ECY
Cool Grey	ECG
Earthen Clay	EEY
Everglade Shade	EEV
Flannel	EFN
Frosty White	EFW
Hazy Jade	EHJ
Honey Bee	EHY
Light Tone	ELG
Mardi Gras	EMG
Misty Brown	EMY
Nemo	ENE
Nordic	END
Poppy Red	EPR
Purple Haze	EPH
Rubber Ducky	ERK
Sand	ESA
Sky Blue	ESK
Surf's Up	ESP
Twilight Shadow	ETI
Ultra Blue	EUB
Warm Grey	EWG
Zesty Lime	EZL

Edge Color for 15W, 34S, and 36S Edge

Biltmore Cherry on Maple (sample not available)	MBT
Brighton Walnut on Maple (sample not available)	MBW
Castle Oak	VOK
Cherry Storm on Maple	MCX
Cinnamon on Maple	MCN
Cocoa on Maple	MCA
Florence Walnut on Maple	MFC
Kensington Maple on Maple	MMA
Monticello Maple on Maple	MMT
River Cherry on Maple	MRY

Base Finish

Black	BL
Blue Grey	GR
Bronze Metallic	ZM
Cayenne	CY
Champagne Metallic	CM
Chrome	CH
Cool Grey	CG
Cottonwood	CO
Earthen Clay	EY
Espresso Metallic	EX
Everglade Shade	EV
Flannel	FN
Glitz Metallic	GZ
Hazy Jade	HJ
Honey Bee	HY
Light Tone	LG
Mardi Gras	MG
Misty Brown	MY
Nemo	NE
Nordic	ND
Poppy Red	PR
Purple Haze	PH
Rubber Ducky	RK
Sand	SA
Sky Blue	SK
Starlight Silver Metallic	SX
Surf's Up	SP
Twilight Shadow	TI
Ultra Blue	UB
Warm Grey	WG
Zesty Lime	ZL

Module Color

Black module	MBL
Blue Grey module	MGR
Cool Grey module	MCG
Flannel module	MFN
Misty Brown module	MMY
Sand module	MSA
Warm Grey module	MWG

Grommet Color

Black grommet	GBL
Blue Grey grommet	GGR
Cool Grey grommet	GCG
Flannel grommet	GFN
Misty Brown grommet	GMY
Sand grommet	GSA
Warm Grey grommet	GWG

Finish Cards
View color swatches for items listed within this document.

Paints **Wood/Veneer** **Molded Edges** **Hard Plastics**
Plastics/Poly **Laminates** **Edge Styles** **Glass**

Certain options referenced may not be available on GSA Schedule.

Barron® Tables
Fixed Leg

KI

Barron® Tables
Fixed Leg

	MODEL	Features	A x B x C x D	MODEL NUMBER Basic Model	Edge Style	Edge Color	Surface Finish	Base Finish	Approx. Packaged Weight	1-1/4" Vinyl Bullnose (54B)	74P Edge (74P)	1-3/4" Wood Bullnose (15W)
	**Square Tables, X and LX Bases**	X Base	30 x 30"	BS25FX	□□□	□□□	□□□	□□	52.0#	$ 1053	$ 1263	$ 2085
		X Base	36 x 36"	BS3FX	□□□	□□□	□□□	□□	68.0#	1180	1420	2225
		LX Base	42 x 42"	BS35FX	□□□	□□□	□□□	□□	85.0#	1596	1915	2835
BFIX												
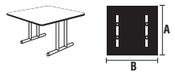	**Square Tables, TT Base**	38" TT Base	48 x 48"	BS4F	□□□	□□□	□□□	□□	111.0#	$ 1671	$ 2010	$ 2906
BFIX												
	**Round Tables, X and LX Bases**	X Base	30" Diameter	BR25FX	□□□	□□□	□□□	□□	42.0#	$ 1133	$ 1364	$ 2613
		X Base	36" Diameter	BR3FX	□□□	□□□	□□□	□□	73.0#	1262	1511	2694
		LX Base	42" Diameter	BR35FX	□□□	□□□	□□□	□□	86.0#	1645	1974	3437
BFIX												
	**Round Tables, TT Base**	TT Base	48" Diameter	BR4F	□□□	□□□	□□□	□□	132.0#	$ 1707	$ 2051	$ 3522
		32" TT Base	60" Diameter	BR5F	□□□	□□□	□□□	□□	166.0#	2209	2656	4747
BFIX												
	**Trapezoid Tables, T Base** • 24x24x24x48 = 21"D • 30x30x30x60 = 26"D • 36x36x36x72 = 31"D	T Base	24 x 24 x 24 x 48"	BT24F	□□□	□□□	□□□	□□	62.0#	$ 1163	$ 1632	$ 2622
		T Base	30 x 30 x 30 x 60"	BT35F	□□□	□□□	□□□	□□	70.0#	1246	1834	2818
		T Base	36 x 36 x 36 x 72"	BT36F	□□□	□□□	□□□	□□	112.0#	1742	2411	3938
	• 24x24x24x48 available with glides only											
BFIX												
	**Rectangular Tables, X and LX Bases**	X Base	24 x 30"	B225FX	□□□	□□□	□□□	□□	45.0#	$ 1032	$ 1235	$ 2024
		X Base	24 x 36"	B23FX	□□□	□□□	□□□	□□	47.0#	1111	1332	2040
		LX Base	30 x 36"	B253FX	□□□	□□□	□□□	□□	52.0#	1181	1422	2100
BFIX												
				Ⓐ	Ⓑ	Ⓒ	Ⓓ	Ⓔ				

HOW TO ORDER

Indicate the following information on order form:
1. Quantity of each item.
2. Model number, including options. See "How To Build a Model Number".
3. Any special service required.

Note: • The □ indicates that a choice is required.
- The absence of the □ indicates that no choice is required.
- Alpha-numeric characters in place of □ indicate that no other alternatives are available.

HOW TO BUILD A MODEL NUMBER

Ⓐ Select basic model.

Ⓑ Select edge style.

54B	- 1-1/4" Vinyl bullnose
74P	- 74P edge
15W	- 1-3/4" Wood bullnose

Ⓒ Select edge color.
Refer to the **Product Color Options** page in this price list.
Edge color offerings are based on edge style selections.

Ⓓ Select surface finish.
Refer to the **Product Color Options** page in this price list.
Surface finish offerings are based on edge style selections.

Ⓔ Select base finish.
Refer to the **Product Color Options** page in this price list.

FINISH INFORMATION

Additional Laminate Offering
Additional laminates beyond KI standard offering, are available with two weeks extended leadtime. To specify additional laminates, use these designators followed by the supplier's color/pattern code:

Formica - LF/supplier's color pattern code
Nevamar - LN/supplier's color pattern code
Wilsonart - LW/supplier's color pattern code

KI's standard laminate finish is the supplier's recommended finish for that color/pattern.
Note: Nonstandard laminates from these suppliers (example: textured laminates) require a Product Modification Request. Contact customer service for details.

Color Match
KI offers the additional option of color matching paint, polypropylene, or wood stain through Product Modification Requests. Contact customer service for details.

OPTIONS

Base Options
Casters:
Black only. Add a "/C" to end of model number for casters. Casters are factory installed, not field installable. Casters are all locking.
Upcharge is list $73 per table.

Rolling Barron® Base:
Only available on single "T". Wheels are black only. Housing matches base finish. Add a "/R" to end of model for rolling base. Factory installed. For field installable, see accessory sections.
Upcharge is list $106 per table.

OPTIONS

Table Heights Other Than 29"
Table heights other than 29" are available. Add the table height in inches to the end of the model number string.
Example: to specify 27-1/4" from the top of the table to the floor add "/27.25" to the end of the model number. The maximum height is 42".

SPECIAL SERVICES

Special Carton Marking

With specially marked information	N/C

Shipping
Ships **knocked down, FOB Green Bay, WI 54302, freight prepaid.** Freight class 85.

Specifications and prices are subject to change without prior notice.

Barron® Tables
Fixed Leg

Barron® Tables
Fixed Leg

	MODEL	Features	A x B	MODEL NUMBER Basic Model	Edge Style	Edge Color	Surface Finish	Base Finish	Grom-met Option	Grommet Color	Approx. Packaged Weight	1-1/4" Vinyl Bullnose (54B)	74P Edge (74P)	1-3/4" Wood Bullnose (15W)
 BFIX	**Rectangular Tables, T Base**	T Base	18 x 48"	B154F	□□□	□□□	□□□	□□	□□	□□□	53.0#	$ 1215	$ 1459	$ 2163
		T Base	18 x 60"	B155F	□□□	□□□	□□□	□□			65.0#	1262	1511	2279
		T Base	18 x 72"	B156F	□□□	□□□	□□□	□□	□□	□□□	67.0#	1315	1580	2367
		T Base	18 x 84"	B157F	□□□	□□□	□□□	□□	□□	□□□	73.0#	1397	1676	2478
		T Base	18 x 96"	B158F	□□□	□□□	□□□	□□	□□	□□□	80.0#	1422	1706	2498
		T Base	24 x 48"	B24F	□□□	□□□	□□□	□□	□□	□□□	70.0#	1236	1488	2240
		T Base	24 x 60"	B25F	□□□	□□□	□□□	□□	□□	□□□	75.0#	1354	1629	2305
		T Base	24 x 72"	B26F	□□□	□□□	□□□	□□	□□	□□□	90.0#	1443	1735	2431
		T Base	24 x 84"	B27F	□□□	□□□	□□□	□□	□□	□□□	96.0#	1562	1874	2783
		T Base	24 x 96"	B28F	□□□	□□□	□□□	□□	□□	□□□	102.0#	1587	1904	2809
		T Base	30 x 48"	B254F	□□□	□□□	□□□	□□	□□	□□□	75.0#	1323	1591	2394
		T Base	30 x 60"	B255F	□□□	□□□	□□□	□□	□□	□□□	93.0#	1480	1775	2679
		T Base	30 x 72"	B256F	□□□	□□□	□□□	□□	□□	□□□	108.0#	1576	1884	2779
		T Base	30 x 84"	B257F	□□□	□□□	□□□	□□	□□	□□□	114.0#	1705	2044	2956
		T Base	30 x 96"	B258F	□□□	□□□	□□□	□□	□□	□□□	126.0#	1715	2061	2978
		T Base	36 x 48"	B34F	□□□	□□□	□□□	□□	□□	□□□	85.0#	1356	1632	2667
		T Base	36 x 60"	B35F	□□□	□□□	□□□	□□	□□	□□□	107.0#	1580	1894	2755
		T Base	36 x 72"	B36F	□□□	□□□	□□□	□□	□□	□□□	118.0#	1645	1974	2856
		T Base	36 x 84"	B37F	□□□	□□□	□□□	□□	□□	□□□	135.0#	1793	2152	2969
		T Base	36 x 96"	B38F	□□□	□□□	□□□	□□	□□	□□□	145.0#	1811	2173	3080
 BFIX	**Rectangular Tables, TT Bases** • Tables120" and 144"W have three legs • Tables 192"W have four legs and a two-piece top	Two 32" TT Bases	42 x 60"	B355F	□□□	□□□	□□□	□□	□□	□□□	120.0#	$ 2209	$ 2656	$ 3367
		Two 32" TT Bases	42 x 72"	B356F	□□□	□□□	□□□	□□	□□	□□□	133.0#	2326	2788	3462
		Two 32" TT Bases	42 x 84"	B357F	□□□	□□□	□□□	□□	□□	□□□	141.0#	2409	2891	3631
		Two 32" TT Bases	42 x 96"	B358F	□□□	□□□	□□□	□□	□□	□□□	170.0#	2485	2984	3683
		Three 32" TT Bases	42 x 120"	B350F	□□□	□□□	□□□	□□			220.0#	3937	4727	5076
		Two 38" TT Bases	48 x 60"	B45F	□□□	□□□	□□□	□□	□□	□□□	135.0#	2399	2874	3522
		Two 38" TT Bases	48 x 72"	B46F	□□□	□□□	□□□	□□	□□	□□□	146.0#	2483	2981	3569
		Two 38" TT Bases	48 x 84"	B47F	□□□	□□□	□□□	□□	□□	□□□	164.0#	2642	3164	3738
		Two 38" TT Bases	48 x 96"	B48F	□□□	□□□	□□□	□□	□□	□□□	185.0#	2693	3230	3854
		Three 38" TT Bases	48 x 120"	B410F	□□□	□□□	□□□	□□			250.0#	4094	4914	5352
		Three 38" TT Bases	48 x 144"	B412F	□□□	□□□	□□□	□□			280.0#	4250	5103	5658
		Four 38" TT Bases	60 x 192"	B516F	□□□	□□□	□□□	□□			450.0#	5717	6415	6823
					Ⓐ	Ⓑ	Ⓒ	Ⓓ	Ⓔ	Ⓕ	Ⓖ			

HOW TO ORDER

Indicate the following information on order form:
1. Quantity of each item.
2. Model number, including options. See "How To Build a Model Number".
3. Any special service required.

Note: • The □ indicates that a choice is required.
- The absence of the □ indicates that no choice is required.
- Alpha-numeric characters in place of □ indicate that no other alternatives are available.

HOW TO BUILD A MODEL NUMBER

Ⓐ Select basic model.

Ⓑ Select edge style.

54B	- 1-1/4" Vinyl bullnose
74P	- 74P edge
15W	- 1-3/4" Wood bullnose

Ⓒ Select edge color.
Refer to the **Product Color Options** page in this price list.
Edge color offerings are based on edge style selections.

Ⓓ Select surface finish.
Refer to the **Product Color Options** page in this price list.
Surface finish offerings are based on edge style selections.

Ⓔ Select base finish.
Refer to the **Product Color Options** page in this price list.

Ⓕ Select grommet.

YG	- Grommets; add $27
NG	- No grommets

Ⓖ Select grommet color.
Refer to the **Product Color Options** page in this price list.

FINISH INFORMATION

Additional Laminate Offering
Additional laminates beyond KI standard offering, are available with two weeks extended leadtime. To specify additional laminates, use these designators followed by the supplier's color/pattern code:

Formica - LF/supplier's color pattern code
Nevamar - LN/supplier's color pattern code
Wilsonart - LW/supplier's color pattern code

KI's standard laminate finish is the supplier's recommended finish for that color/pattern.
Note: Nonstandard laminates from these suppliers (example: textured laminates) require a Product Modification Request. Contact customer service for details.

Color Match
KI offers the additional option of color matching paint, polypropylene, or wood stain through Product Modification Requests. Contact customer service for details.

OPTIONS

Base Options
Casters:
Black only. Add a "/C" to end of model number for casters. Casters are factory installed, not field installable. Casters are all locking.
Upcharge is list $73 per table.

Rolling Barron® Base:
Only available on single "T". Wheels are black only. Housing matches base finish. Add a "/R" to end of model for rolling base. Factory installed. For field installable, see accessory sections.
Upcharge is list $106 per table.

OPTIONS

Table Heights Other Than 29"
Table heights other than 29" are available. Add the table height in inches to the end of the model number string.
Example: to specify 27-1/4" from the top of the table to the floor add "/27.25" to the end of the model number. The maximum height is 42".

SPECIAL SERVICES

Special Carton Marking

With specially marked information	N/C

Shipping
Ships **knocked down, FOB Green Bay, WI 54302, freight prepaid.** Freight class 85.

Specifications and prices are subject to change without prior notice.

Barron® Tables
Fixed Leg

Barron® Tables
Fixed Leg

	MODEL	Features	A x B x C	MODEL NUMBER: Basic Model	Edge Style	Edge Color	Surface Finish	Base Finish	Grom-met Option	Grommet Color	Approx. Packaged Weight	1-1/4" Vinyl Bullnose (54B)	74P Edge (74P)	1-3/4" Wood Bullnose (15W)
 BFIX	**Rectangular Tables, Cantilevered, T Base**	Cant T Base	18 x 48"	B154C	□□□	□□□	□□□	□□	□□	□□□	53.0#	$ 1212	$ 1453	$ 2163
		Cant T Base	18 x 60"	B155C	□□□	□□□	□□□	□□			65.0#	1262	1511	2279
		Cant T Base	18 x 72"	B156C	□□□	□□□	□□□	□□	□□	□□□	67.0#	1315	1580	2355
		Cant T Base	24 x 48"	B24C	□□□	□□□	□□□	□□	□□	□□□	70.0#	1236	1488	2240
		Cant T Base	24 x 60"	B25C	□□□	□□□	□□□	□□			75.0#	1354	1629	2305
		Cant T Base	24 x 72"	B26C	□□□	□□□	□□□	□□	□□	□□□	90.0#	1443	1735	2431
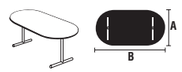 BFIX	**Racetrack Tables (Oval), T and TT Bases**	T Base	36 x 72"	BO36F	□□□	□□□	□□□	□□			115.0#	$ 1897	$ 2279	$ 3289
		TT Base	42 x 84"	BO7F	□□□	□□□	□□□	□□			135.0#	2720	3265	4193
		TT Base	48 x 96"	BO48F	□□□	□□□	□□□	□□			180.0#	2835	3595	4301
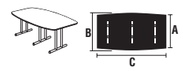 BFIX	**Boat Shape Tables, TT Base** • Tables 144"W (model B412BF3) has three legs • Tables 144"W (model B412B24) has four legs • Tables 192"W have four legs and a two-piece top	Three TT Bases	36 x 48 x 144"	B412BF3	□□□	□□□	□□□	□□			260.0#	$ 4683	$ 5622	$ 6222
		Four TT Bases	36 x 48 x 144"	B412B24	□□□	□□□	□□□	□□			260.0#	5152	6183	6839
		Four TT Bases	42 x 60 x 192"	B516B2	□□□	□□□	□□□	□□			425.0#	10136	11498	12168
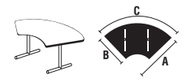 BFIX	**Crescent Tables, T Base**	T Base	48 x 24 x 75-1/2"	BC24F	□□□	□□□	□□□	□□			66.0#	$ 1566	$ 2356	$ 2715
		T Base	60 x 24 x 94"	BC25F	□□□	□□□	□□□	□□			91.0#	2233	3192	3856
		T Base	48 x 30 x 75-1/2"	BC254F	□□□	□□□	□□□	□□			89.0#	1532	2372	2758
		T Base	60 x 30 x 94"	BC255F	□□□	□□□	□□□	□□			107.0#	2263	3227	3871
		T Base	60 x 36 x 94"	BC35F	□□□	□□□	□□□	□□			126.0#	2180	3254	3924
		T Base	72 x 36 x 113"	BC36F	□□□	□□□	□□□	□□			151.0#	2380	3239	4120
 BFIX	**Half Round Tables, T Base**	T Base	30 x 60"	BH255F	□□□	□□□	□□□	□□			74.0#	$ 1497	$ 2113	$ 2590
		T Base	36 x 72"	BH36F	□□□	□□□	□□□	□□			101.0#	1834	2626	3175
					Ⓑ	Ⓒ	Ⓓ	Ⓔ	Ⓕ	Ⓖ				

HOW TO ORDER

Indicate the following information on order form:
1. Quantity of each item.
2. Model number, including options. See "How To Build a Model Number".
3. Any special service required.

Note: • The □ indicates that a choice is required.
- The absence of the □ indicates that no choice is required.
- Alpha-numeric characters in place of □ indicate that no other alternatives are available.

HOW TO BUILD A MODEL NUMBER

Ⓐ Select basic model.

Ⓑ Select edge style.

54B	- 1-1/4" Vinyl bullnose
74P	- 74P edge
15W	- 1-3/4" Wood bullnose

Ⓒ Select edge color.
Refer to the **Product Color Options** page in this price list.
Edge color offerings are based on edge style selections.

Ⓓ Select surface finish.
Refer to the **Product Color Options** page in this price list.
Surface finish offerings are based on edge style selections.

Ⓔ Select base finish.
Refer to the **Product Color Options** page in this price list.

Ⓕ Select grommet.

YG	- Grommets; add $27
NG	- No grommets

Ⓖ Select grommet color.
Refer to the **Product Color Options** page in this price list.

FINISH INFORMATION

Additional Laminate Offering
Additional laminates beyond KI standard offering, are available with two weeks extended leadtime. To specify additional laminates, use these designators followed by the supplier's color/pattern code:

Formica - LF/supplier's color pattern code
Nevamar - LN/supplier's color pattern code
Wilsonart - LW/supplier's color pattern code

KI's standard laminate finish is the supplier's recommended finish for that color/pattern.
Note: Nonstandard laminates from these suppliers (example: textured laminates) require a Product Modification Request. Contact customer service for details.

Color Match
KI offers the additional option of color matching paint, polypropylene, or wood stain through Product Modification Requests. Contact customer service for details.

OPTIONS

Base Options
Casters:
Black only. Add a "/C" to end of model number for casters. Casters are factory installed, not field installable. Casters are all locking.
Upcharge is list $73 per table.

Rolling Barron® Base:
Only available on single "T". Wheels are black only. Housing matches base finish. Add a "/R" to end of model for rolling base. Factory installed. For field installable, see accessory sections.
Upcharge is list $106 per table.

OPTIONS

Table Heights Other Than 29"
Table heights other than 29" are available. Add the table height in inches to the end of the model number string.
Example: to specify 27-1/4" from the top of the table to the floor add "/27.25" to the end of the model number. The maximum height is 42".

SPECIAL SERVICES

Special Carton Marking

With specially marked information	N/C

Shipping
Ships **knocked down, FOB Green Bay, WI 54302, freight prepaid.** Freight class 85.

Specifications and prices are subject to change without prior notice.

Barron® Tables
Fixed Leg with Modesty Panel

KI

Barron® Tables
Fixed Leg with Modesty Panel

	MODEL	Features	A x B	MODEL NUMBER: Basic Model	Edge Style	Edge Color	Surface Finish	Base Finish	Grom-met Option	Grommet Color	Approx. Packaged Weight	1-1/4" Vinyl Bullnose (54B)	74P Edge (74P)
  BFIXM	**Rectangular Tables, Fixed Leg, Modesty Panel, T Base** • Modesty panels available with standard folding mechanism (M) or quick release mechanism (Q) • Modesty panel only available in black bullnose edge	T Base	18 x 60"	B155F/M	□□□	□□□	□□□	□□			77.0#	$ 1685	$ 2020
		T Base	18 x 60"	B155F/Q	□□□	□□□	□□□	□□			77.0#	1685	2020
		T Base	18 x 72"	B156F/M	□□□	□□□	□□□	□□	□□	□□□	80.0#	1825	2190
		T Base	18 x 72"	B156F/Q	□□□	□□□	□□□	□□	□□	□□□	80.0#	1825	2190
		T Base	18 x 84"	B157F/M	□□□	□□□	□□□	□□	□□	□□□	89.0#	2001	2400
		T Base	18 x 84"	B157F/Q	□□□	□□□	□□□	□□	□□	□□□	89.0#	2001	2400
		T Base	18 x 96"	B158F/M	□□□	□□□	□□□	□□	□□	□□□	99.0#	2111	2533
		T Base	24 x 60"	B25F/M	□□□	□□□	□□□	□□	□□	□□□	89.0#	1774	2124
		T Base	24 x 60"	B25F/Q	□□□	□□□	□□□	□□	□□	□□□	89.0#	1774	2124
		T Base	24 x 72"	B26F/M	□□□	□□□	□□□	□□	□□	□□□	107.0#	1956	2342
		T Base	24 x 72"	B26F/Q	□□□	□□□	□□□	□□	□□	□□□	107.0#	1956	2342
		T Base	24 x 84"	B27F/M	□□□	□□□	□□□	□□	□□	□□□	116.0#	2162	2591
		T Base	24 x 84"	B27F/Q	□□□	□□□	□□□	□□	□□	□□□	116.0#	2162	2591
		T Base	24 x 96"	B28F/M	□□□	□□□	□□□	□□	□□	□□□	125.0#	2269	2721
		T Base	24 x 96"	B28F/Q	□□□	□□□	□□□	□□	□□	□□□	125.0#	2269	2721
		T Base	30 x 60"	B255F/M	□□□	□□□	□□□	□□	□□	□□□	110.0#	1892	2272
		T Base	30 x 60"	B255F/Q	□□□	□□□	□□□	□□	□□	□□□	110.0#	1892	2272
		T Base	30 x 72"	B256F/M	□□□	□□□	□□□	□□	□□	□□□	128.0#	2076	2491
		T Base	30 x 72"	B256F/Q	□□□	□□□	□□□	□□	□□	□□□	128.0#	2076	2491
		T Base	30 x 84"	B257F/M	□□□	□□□	□□□	□□	□□	□□□	138.0#	2292	2756
		T Base	30 x 84"	B257F/Q	□□□	□□□	□□□	□□	□□	□□□	138.0#	2292	2756
		T Base	30 x 96"	B258F/M	□□□	□□□	□□□	□□	□□	□□□	153.0#	2402	2879
		T Base	30 x 96"	B258F/Q	□□□	□□□	□□□	□□	□□	□□□	153.0#	2402	2879
  BFIXM	**Rectangular Tables, Fixed Leg, Modesty Panel, Cantilevered T Base** • Modesty panels available with standard folding mechanism (M) or quick release mechanism (Q) • Modesty panel only available in black bullnose edge	Cantilevered T Base	18 x 60"	B155C/M	□□□	□□□	□□□	□□			77.0#	$ 1685	$ 2020
		Cantilevered T Base	18 x 72"	B156C/M	□□□	□□□	□□□	□□	□□	□□□	80.0#	1825	2190
		Cantilevered T Base	18 x 72"	B156C/Q	□□□	□□□	□□□	□□	□□	□□□	80.0#	1825	2190
		Cantilevered T Base	24 x 60"	B25C/M	□□□	□□□	□□□	□□	□□	□□□	89.0#	1774	2124
		Cantilevered T Base	24 x 60"	B25C/Q	□□□	□□□	□□□	□□			89.0#	1774	2124
		Cantilevered T Base	24 x 72"	B26C/Q	□□□	□□□	□□□	□□	□□	□□□	107.0#	1956	2342
				Ⓐ	Ⓑ	Ⓒ	Ⓓ	Ⓔ	Ⓕ	Ⓖ			

HOW TO ORDER

Indicate the following information on order form:
1. Quantity of each item.
2. Model number, including options. See "How To Build a Model Number".
3. Any special service required.

Note: • The □ indicates that a choice is required.
- The absence of the □ indicates that no choice is required.
- Alpha-numeric characters in place of □ indicate that no other alternatives are available.

HOW TO BUILD A MODEL NUMBER

Ⓐ Select basic model.

Ⓑ Select edge style.

54B	- 1-1/4" Vinyl bullnose
74P	- 74P edge

Ⓒ Select edge color.
Refer to the **Product Color Options** page in this price list.
Edge color offerings are based on edge style selections.

Ⓓ Select surface finish.
Refer to the **Product Color Options** page in this price list.
Surface finish offerings are based on edge style selections.

Ⓔ Select base finish.
Refer to the **Product Color Options** page in this price list.

Ⓕ Select grommet.

YG	- Grommets; add $27
NG	- No grommets

Ⓖ Select grommet color.
Refer to the **Product Color Options** page in this price list.

FINISH INFORMATION

Additional Laminate Offering
Additional laminates beyond KI standard offering, are available with two weeks extended leadtime. To specify additional laminates, use these designators followed by the supplier's color/pattern code:

Formica - LF/supplier's color pattern code
Nevamar - LN/supplier's color pattern code
Wilsonart - LW/supplier's color pattern code

KI's standard laminate finish is the supplier's recommended finish for that color/pattern.
Note: Nonstandard laminates from these suppliers (example: textured laminates) require a Product Modification Request. Contact customer service for details.

Color Match
KI offers the additional option of color matching paint, polypropylene, or wood stain through Product Modification Requests. Contact customer service for details.

OPTIONS

Base Options
Casters:
Black only. Add a "/C" to end of model number for casters. Casters are factory installed, not field installable. Casters are all locking.
Upcharge is list $73 per table.

Rolling Barron® Base:
Only available on single "T". Wheels are black only. Housing matches base finish. Add a "/R" to end of model for rolling base. Factory installed. For field installable, see accessory sections.
Upcharge is list $106 per table.

OPTIONS

Table Heights Other Than 29"
Table heights other than 29" are available. Add the table height in inches to the end of the model number string.
Example: to specify 27-1/4" from the top of the table to the floor add "/27.25" to the end of the model number. The maximum height is 42".

SPECIAL SERVICES

Special Carton Marking

With specially marked information	N/C

Shipping
Ships **knocked down, FOB Green Bay, WI 54302, freight prepaid.** Freight class 85.

Specifications and prices are subject to change without prior notice.

Barron® Tables
Fixed Leg with PowerUp®

KI

Barron® Tables
Fixed Leg with PowerUp®

	MODEL	Features	A x B	MODEL NUMBER: Basic Model	Edge Style	Edge Color	Surface Finish	Base Finish	Cord (feet)	Module Color	Approx. Packaged Weight	1-1/4" Vinyl Bullnose (54B)	74P Edge (74P)	1-3/4" Wood Bullnose (15W)
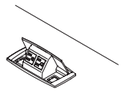	**Fixed Leg, Rectangular Tables with PowerUp®** • Available with one module (1) or two modules (2)	T Base	24 x 60"	BD25F/1	□□□	□□□	□□□	□□	□□	□□□	78.0#	$ 1645	$ 1918	$ 2596
		T Base	24 x 60"	BD25F/2	□□□	□□□	□□□	□□	□□	□□□	78.0#	1763	2036	2714
		T Base	24 x 72"	BD26F/1	□□□	□□□	□□□	□□	□□	□□□	93.0#	1738	2025	2720
		T Base	24 x 72"	BD26F/2	□□□	□□□	□□□	□□	□□	□□□	93.0#	1858	2144	2836
		T Base	30 x 60"	BD255F/1	□□□	□□□	□□□	□□	□□	□□□	96.0#	1774	2069	2972
		T Base	30 x 60"	BD255F/2	□□□	□□□	□□□	□□	□□	□□□	96.0#	1888	2182	3092
BPUX		T Base	30 x 72"	BD256F/1	□□□	□□□	□□□	□□	□□	□□□	111.0#	1869	2180	3079
		T Base	30 x 72"	BD256F/2	□□□	□□□	□□□	□□	□□	□□□	111.0#	1982	2296	3192
BPUX	**Fixed Cantilevered Leg, Rectangular Tables with PowerUp®** • Available with one module (1) or two modules (2)	Cantilevered T Base	24 x 60"	BD25C/1	□□□	□□□	□□□	□□	□□	□□□	78.0#	$ 1645	$ 1918	$ 2596
		Cantilevered T Base	24 x 60"	BD25C/2	□□□	□□□	□□□	□□	□□	□□□	78.0#	1763	2036	2714
		Cantilevered T Base	24 x 72"	BD26C/1	□□□	□□□	□□□	□□	□□	□□□	93.0#	1738	2025	2720
		Cantilevered T Base	24 x 72"	BD26C/2	□□□	□□□	□□□	□□	□□	□□□	93.0#	1858	2144	2836
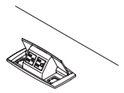	**Fixed Leg, Quick Release Modesty Panel, Rectangular Tables w/PowerUp®** • Available with one module (1) or two modules (2)	T Base	24 x 60"	BD25FQ/1	□□□	□□□	□□□	□□	□□	□□□	92.0#	$ 2063	$ 2419	N/A
		T Base	24 x 60"	BD25FQ/2	□□□	□□□	□□□	□□	□□	□□□	92.0#	2181	2536	N/A
		T Base	24 x 72"	BD26FQ/1	□□□	□□□	□□□	□□	□□	□□□	110.0#	2245	2637	N/A
		T Base	24 x 72"	BD26FQ/2	□□□	□□□	□□□	□□	□□	□□□	110.0#	2358	2755	N/A
		T Base	30 x 60"	BD255FQ/1	□□□	□□□	□□□	□□	□□	□□□	96.0#	2184	2565	N/A
		T Base	30 x 60"	BD255FQ/2	□□□	□□□	□□□	□□	□□	□□□	113.0#	2302	2680	N/A
BPUXQ		T Base	30 x 72"	BD256FQ/1	□□□	□□□	□□□	□□	□□	□□□	131.0#	2372	2781	N/A
		T Base	30 x 72"	BD256FQ/2	□□□	□□□	□□□	□□	□□	□□□	131.0#	2488	2897	N/A
BPUXQ	**Fixed Cantilevered Leg, QR Modesty Panel, Rect Tables w/PowerUp®** • Available with one module (1) or two modules (2)	Cantilevered T Base	24 x 60"	BD25CQ/1	□□□	□□□	□□□	□□	□□	□□□	92.0#	$ 2063	$ 2419	N/A
		Cantilevered T Base	24 x 60"	BD25CQ/2	□□□	□□□	□□□	□□	□□	□□□	92.0#	2181	2536	N/A
		Cantilevered T Base	24 x 72"	BD26CQ/1	□□□	□□□	□□□	□□	□□	□□□	110.0#	2245	2637	N/A
		Cantilevered T Base	24 x 72"	BD26CQ/2	□□□	□□□	□□□	□□	□□	□□□	110.0#	2358	2755	N/A

Ⓐ Ⓑ Ⓒ Ⓓ Ⓔ Ⓕ Ⓖ

HOW TO ORDER

Indicate the following information on order form:
1. Quantity of each item.
2. Model number, including options. See "How To Build a Model Number".
3. Any special service required.

Note: • The □ indicates that a choice is required.
- The absence of the □ indicates that no choice is required.
- Alpha-numeric characters in place of □ indicate that no other alternatives are available.

HOW TO BUILD A MODEL NUMBER

Ⓐ Select basic model.

Ⓑ Select edge style.

54B	- 1-1/4" Vinyl bullnose
74P	- 74P edge
15W	- 1-3/4" Wood bullnose

Ⓒ Select edge color.
Refer to the **Product Color Options** page in this price list.
Edge color offerings are based on edge style selections.

Ⓓ Select surface finish.
Refer to the **Product Color Options** page in this price list.
Surface finish offerings are based on edge style selections.

Ⓔ Select base finish.
Refer to the **Product Color Options** page in this price list.

Ⓕ Select Cord Length (feet).

15	- 15' cord length
9	- 9' cord length

Ⓖ Select module color.
Refer to the **Product Color Options** page in this price list.

FINISH INFORMATION

Additional Laminate Offering
Additional laminates beyond KI standard offering, are available with two weeks extended leadtime. To specify additional laminates, use these designators followed by the supplier's color/pattern code:

Formica - LF/supplier's color pattern code
Nevamar - LN/supplier's color pattern code
Wilsonart - LW/supplier's color pattern code

KI's standard laminate finish is the supplier's recommended finish for that color/pattern.
Note: Nonstandard laminates from these suppliers (example: textured laminates) require a Product Modification Request. Contact customer service for details.

Color Match
KI offers the additional option of color matching paint, polypropylene, or wood stain through Product Modification Requests. Contact customer service for details.

OPTIONS

Base Options
Casters:
Black only. Add a "/C" to end of model number for casters. Casters are factory installed, not field installable. Casters are all locking.
Upcharge is list $73 per table.

Rolling Barron® Base:
Only available on single "T". Wheels are black only. Housing matches base finish. Add a "/R" to end of model for rolling base. Factory installed. For field installable, see accessory sections.
Upcharge is list $106 per table.

OPTIONS

Table Heights Other Than 29"
Table heights other than 29" are available. Add the table height in inches to the end of the model number string.
Example: to specify 27-1/4" from the top of the table to the floor add "/27.25" to the end of the model number. The maximum height is 42".

SPECIAL SERVICES

Special Carton Marking

With specially marked information	N/C

Shipping
Ships **knocked down, FOB Green Bay, WI 54302, freight prepaid.** Freight class 85.

Specifications and prices are subject to change without prior notice.

Barron® Tables
Folding Leg

KI

Barron® Tables
Folding Leg

	Features	A x B	MODEL NUMBER Basic Model	Edge Style Ⓑ	Edge Color Ⓒ	Surface Finish Ⓓ	Base Finish Ⓔ	Grom-met Option Ⓕ	Grommet Color Ⓖ	Approx. Packaged Weight	1-1/4" Vinyl Bullnose (54B)	74P Edge (74P)	1-3/4" Wood Bullnose (15W)
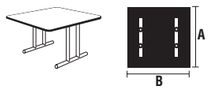 BFLD **Square Tables, TT Base**	38" TT Base	60 x 60"	BS5ST	□□□	□□□	□□□	□□			195.0#	$ 3097	$ 3719	$ 5085
 BFLD **Round Tables, TT Base**	32" TT Base, Short Fold	60" Diameter	BR5ST	□□□	□□□	□□□	□□			177.0#	$ 2835	$ 3706	$ 5155
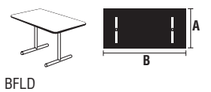 BFLD **Rectangular Tables, T Base**	T Base	18 x 60"	B155ST	□□□	□□□	□□□	□□			72.0#	$ 1959	$ 2350	$ 2974
	T Base	18 x 72"	B156ST	□□□	□□□	□□□	□□	□□	□□□	78.0#	2007	2406	3049
	T Base	18 x 84"	B157ST	□□□	□□□	□□□	□□	□□	□□□	86.0#	2091	2503	3183
	T Base	18 x 96"	B158ST	□□□	□□□	□□□	□□	□□	□□□	92.0#	2106	2530	3198
	T Base, Short Fold	24 x 48"	B24ST	□□□	□□□	□□□	□□	□□	□□□	71.0#	1912	2326	2876
	T Base	24 x 60"	B25ST	□□□	□□□	□□□	□□			85.0#	2045	2453	3001
	T Base	24 x 72"	B26ST	□□□	□□□	□□□	□□	□□	□□□	95.0#	2135	2559	3132
	T Base	24 x 84"	B27ST	□□□	□□□	□□□	□□	□□	□□□	105.0#	2259	2714	3492
	T Base	24 x 96"	B28ST	□□□	□□□	□□□	□□	□□	□□□	115.0#	2276	2726	3506
	T Base, Short Fold	30 x 48"	B254ST	□□□	□□□	□□□	□□	□□	□□□	82.0#	2039	2463	3265
	T Base	30 x 60"	B255ST	□□□	□□□	□□□	□□	□□	□□□	100.0#	2171	2609	3384
	T Base	30 x 72"	B256ST	□□□	□□□	□□□	□□	□□	□□□	112.0#	2267	2719	3476
	T Base	30 x 84"	B257ST	□□□	□□□	□□□	□□	□□	□□□	120.0#	2384	2865	3662
	T Base	30 x 96"	B258ST	□□□	□□□	□□□	□□	□□	□□□	130.0#	2410	2893	3680
	T Base	36 x 60"	B35ST	□□□	□□□	□□□	□□	□□	□□□	108.0#	2269	2721	3445
	T Base	36 x 72"	B36ST	□□□	□□□	□□□	□□	□□	□□□	125.0#	2336	2807	3557
	T Base	36 x 84"	B37ST	□□□	□□□	□□□	□□	□□	□□□	133.0#	2481	2974	3669
	T Base	36 x 96"	B38ST	□□□	□□□	□□□	□□	□□	□□□	145.0#	2498	2999	3774
			Ⓐ	Ⓑ	Ⓒ	Ⓓ	Ⓔ	Ⓕ	Ⓖ				

HOW TO ORDER

Indicate the following information on order form:
1. Quantity of each item.
2. Model number, including options. See "How To Build a Model Number".
3. Any special service required.

Note: • The □ indicates that a choice is required.
- The absence of the □ indicates that no choice is required.
- Alpha-numeric characters in place of □ indicate that no other alternatives are available.

HOW TO BUILD A MODEL NUMBER

Ⓐ Select basic model.

Ⓑ Select edge style.

54B	- 1-1/4" Vinyl bullnose
74P	- 74P edge
15W	- 1-3/4" Wood bullnose

Ⓒ Select edge color.
Refer to the **Product Color Options** page in this price list.
Edge color offerings are based on edge style selections.

Ⓓ Select surface finish.
Refer to the **Product Color Options** page in this price list.
Surface finish offerings are based on edge style selections.

Ⓔ Select base finish.
Refer to the **Product Color Options** page in this price list.

Ⓕ Select grommet.

YG	- Grommets; add $27
NG	- No grommets

Ⓖ Select grommet color.
Refer to the **Product Color Options** page in this price list.

FINISH INFORMATION

Additional Laminate Offering
Additional laminates beyond KI standard offering, are available with two weeks extended leadtime. To specify additional laminates, use these designators followed by the supplier's color/pattern code:

Formica - LF/supplier's color pattern code
Nevamar - LN/supplier's color pattern code
Wilsonart - LW/supplier's color pattern code

KI's standard laminate finish is the supplier's recommended finish for that color/pattern.
Note: Nonstandard laminates from these suppliers (example: textured laminates) require a Product Modification Request. Contact customer service for details.

Color Match
KI offers the additional option of color matching paint, polypropylene, or wood stain through Product Modification Requests. Contact customer service for details.

OPTIONS

Base Options
Casters:
Black only. Add a "/C" to end of model number for casters. Casters are factory installed, not field installable. Casters are all locking.
Upcharge is list $73 per table.

Rolling Barron® Base:
Only available on single "T". Wheels are black only. Housing matches base finish. Add a "/R" to end of model for rolling base. Factory installed. For field installable, see accessory sections.
Upcharge is list $106 per table.

SPECIAL SERVICES

Special Carton Marking

With specially marked information	N/C

Shipping
Ships **knocked down, FOB Green Bay, WI 54302, freight prepaid.** Freight class 85.

Specifications and prices are subject to change without prior notice.

Barron® Tables
Folding Leg

KI

Barron® Tables
Folding Leg

	Features	A x B x C	MODEL NUMBER Basic Model	Edge Style	Edge Color	Surface Finish	Base Finish	Grom-met Option	Grommet Color	Approx. Packaged Weight	1-1/4" Vinyl Bullnose (54B)	74P Edge (74P)	1-3/4" Wood Bullnose (15W)
	32" TT Base	42 x 72"	B356ST	□□□	□□□	□□□	□□	□□	□□□	132.0#	$ 3187	$ 3821	$ 4506
	32" TT Base	42 x 84"	B357ST	□□□	□□□	□□□	□□	□□	□□□	150.0#	3240	3889	4777
	32" TT Base	42 x 96"	B358ST	□□□	□□□	□□□	□□	□□	□□□	170.0#	3298	3958	4887
	38" TT Base	48 x 72"	B46ST	□□□	□□□	□□□	□□	□□	□□□	147.0#	3337	4005	4717
BFLD	38" TT Base	48 x 84"	B47ST	□□□	□□□	□□□	□□	□□	□□□	165.0#	3391	4069	4965
Rectangular Tables, TT Bases	38" TT Base	48 x 96"	B48ST	□□□	□□□	□□□	□□	□□	□□□	185.0#	3460	4146	5076
	38" TT Base	48 x 108"	B49ST	□□□	□□□	□□□	□□			250.0#	4067	4876	5630
	32" TT Base	36 x 72"	BO36ST	□□□	□□□	□□□	□□			120.0#	$ 2587	$ 3102	$ 3980
	38" TT Base	48 x 96"	BO48ST	□□□	□□□	□□□	□□			190.0#	3686	4423	5595
BFLD													
Racetrack Tables (Oval), TT Base													
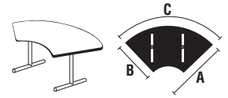	T Base, Short Fold	48 x 24 x 75-1/2"	BC24ST	□□□	□□□	□□□	□□			96.0#	$ 1443	$ 2240	$ 2993
	T Base, Short Fold	60 x 24 x 94"	BC25ST	□□□	□□□	□□□	□□			111.0#	2112	3084	3834
	T Base, Short Fold	48 x 30 x 75-1/2"	BC254ST	□□□	□□□	□□□	□□			109.0#	1459	2249	3001
	T Base	60 x 30 x 94"	BC255ST	□□□	□□□	□□□	□□			127.0#	2112	3092	3847
	T Base	60 x 36 x 94"	BC35ST	□□□	□□□	□□□	□□			146.0#	2138	3120	3871
BFLD	T Base	72 x 36 x 113"	BC36ST	□□□	□□□	□□□	□□			171.0#	2263	4928	5679
Crescent Tables, T Base													
	T Base, Short Fold	30 x 60"	BH255ST	□□□	□□□	□□□	□□			74.0#	$ 2075	$ 2891	$ 4024
	T Base, Short Fold	36 x 72"	BH36ST	□□□	□□□	□□□	□□			101.0#	2384	3204	4778
BFLD													
Half Round Tables, T Base													

Ⓐ Ⓑ Ⓒ Ⓓ Ⓔ Ⓕ Ⓖ

HOW TO ORDER

Indicate the following information on order form:
1. Quantity of each item.
2. Model number, including options. See "How To Build a Model Number".
3. Any special service required.

Note: • The □ indicates that a choice is required.
- The absence of the □ indicates that no choice is required.
- Alpha-numeric characters in place of □ indicate that no other alternatives are available.

HOW TO BUILD A MODEL NUMBER

Ⓐ Select basic model.

Ⓑ Select edge style.

54B	- 1-1/4" Vinyl bullnose
74P	- 74P edge
15W	- 1-3/4" Wood bullnose

Ⓒ Select edge color.
Refer to the **Product Color Options** page in this price list.
Edge color offerings are based on edge style selections.

Ⓓ Select surface finish.
Refer to the **Product Color Options** page in this price list.
Surface finish offerings are based on edge style selections.

Ⓔ Select base finish.
Refer to the **Product Color Options** page in this price list.

Ⓕ Select grommet.

YG	- Grommets; add $27
NG	- No grommets

Ⓖ Select grommet color.
Refer to the **Product Color Options** page in this price list.

FINISH INFORMATION

Additional Laminate Offering
Additional laminates beyond KI standard offering, are available with two weeks extended leadtime. To specify additional laminates, use these designators followed by the supplier's color/pattern code:

Formica - LF/supplier's color pattern code
Nevamar - LN/supplier's color pattern code
Wilsonart - LW/supplier's color pattern code

KI's standard laminate finish is the supplier's recommended finish for that color/pattern.
Note: Nonstandard laminates from these suppliers (example: textured laminates) require a Product Modification Request. Contact customer service for details.

Color Match
KI offers the additional option of color matching paint, polypropylene, or wood stain through Product Modification Requests. Contact customer service for details.

OPTIONS

Base Options
Casters:
Black only. Add a "/C" to end of model number for casters. Casters are factory installed, not field installable. Casters are all locking.
Upcharge is list $73 per table.

Rolling Barron® Base:
Only available on single "T". Wheels are black only. Housing matches base finish. Add a "/R" to end of model for rolling base. Factory installed. For field installable, see accessory sections.
Upcharge is list $106 per table.

SPECIAL SERVICES

Special Carton Marking

With specially marked information	N/C

Shipping
Ships **knocked down, FOB Green Bay, WI 54302, freight prepaid.** Freight class 85.

Specifications and prices are subject to change without prior notice.

Barron® Tables
Folding Leg with Modesty Panel

KI

Barron® Tables
Folding Leg with Modesty Panel



BFLDM



Rectangular Tables, Folding Leg, Modesty Panel, T Base
- Modesty panels available with standard folding mechanism (M) or quick release mechanism (Q)
- Modesty panel only available in black bullnose edge

MODEL	Features	A x B	MODEL NUMBER: Basic Model	Edge Style	Edge Color	Surface Finish	Base Finish	Grommet Option	Grommet Color	Approx. Packaged Weight	1-1/4" Vinyl Bullnose (54B)	74P Edge (74P)
	T Base	18 x 60"	B155ST/M	□□□	□□□	□□□	□□			84.0#	$ 2355	$ 2824
	T Base	18 x 72"	B156ST/M	□□□	□□□	□□□	□□	□□	□□□	91.0#	2492	2993
	T Base	18 x 84"	B157ST/M	□□□	□□□	□□□	□□	□□	□□□	102.0#	2667	3202
	T Base	18 x 96"	B158ST/M	□□□	□□□	□□□	□□	□□	□□□	111.0#	2776	3335
	T Base	24 x 60"	B25ST/M	□□□	□□□	□□□	□□			99.0#	2441	2928
	T Base	24 x 60"	B25ST/Q	□□□	□□□	□□□	□□			99.0#	2441	2928
	T Base	24 x 72"	B26ST/M	□□□	□□□	□□□	□□	□□	□□□	112.0#	2619	3141
	T Base	24 x 72"	B26ST/Q	□□□	□□□	□□□	□□	□□	□□□	112.0#	2619	3141
	T Base	24 x 84"	B27ST/M	□□□	□□□	□□□	□□	□□	□□□	125.0#	2828	3398
	T Base	24 x 84"	B27ST/Q	□□□	□□□	□□□	□□	□□	□□□	125.0#	2828	3398
	T Base	24 x 96"	B28ST/M	□□□	□□□	□□□	□□	□□	□□□	138.0#	2944	3531
	T Base	24 x 96"	B28ST/Q	□□□	□□□	□□□	□□	□□	□□□	138.0#	2944	3531
	T Base	30 x 60"	B255ST/M	□□□	□□□	□□□	□□	□□	□□□	137.0#	2561	3080
	T Base	30 x 60"	B255ST/Q	□□□	□□□	□□□	□□	□□	□□□	137.0#	2561	3080
	T Base	30 x 72"	B256ST/M	□□□	□□□	□□□	□□	□□	□□□	140.0#	2756	3300
	T Base	30 x 72"	B256ST/Q	□□□	□□□	□□□	□□	□□	□□□	140.0#	2756	3300
	T Base	30 x 84"	B257ST/M	□□□	□□□	□□□	□□	□□	□□□	144.0#	2956	3544
	T Base	30 x 84"	B257ST/Q	□□□	□□□	□□□	□□	□□	□□□	144.0#	2956	3544
	T Base	30 x 96"	B258ST/M	□□□	□□□	□□□	□□	□□	□□□	157.0#	3071	3686
	T Base	30 x 96"	B258ST/Q	□□□	□□□	□□□	□□	□□	□□□	157.0#	3071	3686
				Ⓐ	Ⓑ	Ⓒ	Ⓓ	Ⓔ	Ⓕ	Ⓖ		

HOW TO ORDER

Indicate the following information on order form:
1. Quantity of each item.
2. Model number, including options. See "How To Build a Model Number".
3. Any special service required.

Note: • The □ indicates that a choice is required.
- The absence of the □ indicates that no choice is required.
- Alpha-numeric characters in place of □ indicate that no other alternatives are available.

HOW TO BUILD A MODEL NUMBER

Ⓐ Select basic model.

Ⓑ Select edge style.

54B	- 1-1/4" Vinyl bullnose
74P	- 74P edge

Ⓒ Select edge color.
Refer to the **Product Color Options** page in this price list.
Edge color offerings are based on edge style selections.

Ⓓ Select surface finish.
Refer to the **Product Color Options** page in this price list.
Surface finish offerings are based on edge style selections.

Ⓔ Select base finish.
Refer to the **Product Color Options** page in this price list.

Ⓕ Select grommet.

YG	- Grommets; add $27
NG	- No grommets

Ⓖ Select grommet color.
Refer to the **Product Color Options** page in this price list.

FINISH INFORMATION

Additional Laminate Offering
Additional laminates beyond KI standard offering, are available with two weeks extended leadtime. To specify additional laminates, use these designators followed by the supplier's color/pattern code:

Formica - LF/supplier's color pattern code
Nevamar - LN/supplier's color pattern code
Wilsonart - LW/supplier's color pattern code

KI's standard laminate finish is the supplier's recommended finish for that color/pattern.
Note: Nonstandard laminates from these suppliers (example: textured laminates) require a Product Modification Request. Contact customer service for details.

Color Match
KI offers the additional option of color matching paint, polypropylene, or wood stain through Product Modification Requests. Contact customer service for details.

OPTIONS

Base Options
Casters:
Black only. Add a "/C" to end of model number for casters. Casters are factory installed, not field installable. Casters are all locking.
Upcharge is list $73 per table.

Rolling Barron® Base:
Only available on single "T". Wheels are black only. Housing matches base finish. Add a "/R" to end of model for rolling base. Factory installed. For field installable, see accessory sections.
Upcharge is list $106 per table.

SPECIAL SERVICES

Special Carton Marking

With specially marked information	N/C

Shipping
Ships **knocked down, FOB Green Bay, WI 54302, freight prepaid.** Freight class 85.

Specifications and prices are subject to change without prior notice.

Barron® Tables
Folding Leg with PowerUp®

KI

Barron® Tables
Folding Leg with PowerUp®

	MODEL	Features	A x B	MODEL NUMBER: Basic Model	Edge Style	Edge Color	Surface Finish	Base Finish	Cord (feet)	Module Color	Approx. Packaged Weight	1-1/4" Vinyl Bullnose (54B)	74P Edge (74P)	1-3/4" Wood Bullnose (15W)
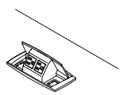	**Folding Leg, Rectangular Tables with PowerUp®** • Available with one module (1) or two modules (2)	T Base	24 x 60"	BD25ST/1	☐☐☐	☐☐☐	☐☐☐	☐☐	☐☐	☐☐☐	88.0#	$ 2383	$ 2796	$ 3343
		T Base	24 x 60"	BD25ST/2	☐☐☐	☐☐☐	☐☐☐	☐☐	☐☐	☐☐☐	88.0#	2500	2914	3460
		T Base	24 x 72"	BD26ST/1	☐☐☐	☐☐☐	☐☐☐	☐☐	☐☐	☐☐☐	98.0#	2476	2902	3468
		T Base	24 x 72"	BD26ST/2	☐☐☐	☐☐☐	☐☐☐	☐☐	☐☐	☐☐☐	98.0#	2588	3019	3585
		T Base	30 x 60"	BD255ST/1	☐☐☐	☐☐☐	☐☐☐	☐☐	☐☐	☐☐☐	103.0#	2504	2947	3724
		T Base	30 x 60"	BD255ST/2	☐☐☐	☐☐☐	☐☐☐	☐☐	☐☐	☐☐☐	103.0#	2622	3062	3836
BPUD		T Base	30 x 72"	BD256ST/1	☐☐☐	☐☐☐	☐☐☐	☐☐	☐☐	☐☐☐	131.0#	2610	3058	3819
		T Base	30 x 72"	BD256ST/2	☐☐☐	☐☐☐	☐☐☐	☐☐	☐☐	☐☐☐	115.0#	2721	3173	3932
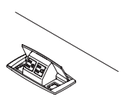	**Folding Leg, Quick Release Modesty Panel, Rectangular Tables w/PowerUp®** • Available with one module (1) or two modules (2)	T Base	24 x 60"	BD25STQ/1	☐☐☐	☐☐☐	☐☐☐	☐☐	☐☐	☐☐☐	102.0#	$ 2779	$ 3266	N/A
		T Base	24 x 60"	BD25STQ/2	☐☐☐	☐☐☐	☐☐☐	☐☐	☐☐	☐☐☐	102.0#	2896	3385	N/A
		T Base	24 x 72"	BD26STQ/1	☐☐☐	☐☐☐	☐☐☐	☐☐	☐☐	☐☐☐	115.0#	2958	3484	N/A
		T Base	24 x 72"	BD26STQ/2	☐☐☐	☐☐☐	☐☐☐	☐☐	☐☐	☐☐☐	115.0#	3074	3598	N/A
		T Base	30 x 60"	BD255STQ/1	☐☐☐	☐☐☐	☐☐☐	☐☐	☐☐	☐☐☐	140.0#	2904	3416	N/A
		T Base	30 x 60"	BD255STQ/2	☐☐☐	☐☐☐	☐☐☐	☐☐	☐☐	☐☐☐	140.0#	3020	3534	N/A
BPUDQ		T Base	30 x 72"	BD256STQ/1	☐☐☐	☐☐☐	☐☐☐	☐☐	☐☐	☐☐☐	143.0#	3092	3641	N/A
		T Base	30 x 72"	BD256STQ/2	☐☐☐	☐☐☐	☐☐☐	☐☐	☐☐	☐☐☐	143.0#	3206	3755	N/A
					Ⓐ	Ⓑ	Ⓒ	Ⓓ	Ⓔ	Ⓕ	Ⓖ			

HOW TO ORDER

Indicate the following information on order form:
1. Quantity of each item.
2. Model number, including options. See "How To Build a Model Number".
3. Any special service required.

Note: • The ☐ indicates that a choice is required.
- The absence of the ☐ indicates that no choice is required.
- Alpha-numeric characters in place of ☐ indicate that no other alternatives are available.

HOW TO BUILD A MODEL NUMBER

Ⓐ Select basic model.

Ⓑ Select edge style.

54B	- 1-1/4" Vinyl bullnose
74P	- 74P edge
15W	- 1-3/4" Wood bullnose

Ⓒ Select edge color.
Refer to the **Product Color Options** page in this price list.
Edge color offerings are based on edge style selections.

Ⓓ Select surface finish.
Refer to the **Product Color Options** page in this price list.
Surface finish offerings are based on edge style selections.

Ⓔ Select base finish.
Refer to the **Product Color Options** page in this price list.

Ⓕ Select Cord Length (feet).

15	- 15' cord length
9	- 9' cord length

Ⓖ Select module color.
Refer to the **Product Color Options** page in this price list.

FINISH INFORMATION

Additional Laminate Offering
Additional laminates beyond KI standard offering, are available with two weeks extended leadtime. To specify additional laminates, use these designators followed by the supplier's color/pattern code:

Formica - LF/supplier's color pattern code
Nevamar - LN/supplier's color pattern code
Wilsonart - LW/supplier's color pattern code

KI's standard laminate finish is the supplier's recommended finish for that color/pattern.
Note: Nonstandard laminates from these suppliers (example: textured laminates) require a Product Modification Request. Contact customer service for details.

Color Match
KI offers the additional option of color matching paint, polypropylene, or wood stain through Product Modification Requests. Contact customer service for details.

OPTIONS

Base Options
Casters:
Black only. Add a "/C" to end of model number for casters. Casters are factory installed, not field installable. Casters are all locking.
Upcharge is list $73 per table.

Rolling Barron® Base:
Only available on single "T". Wheels are black only. Housing matches base finish. Add a "/R" to end of model for rolling base. Factory installed. For field installable, see accessory sections.
Upcharge is list $106 per table.

SPECIAL SERVICES

Special Carton Marking

With specially marked information	N/C

Shipping
Ships **knocked down, FOB Green Bay, WI 54302, freight prepaid.** Freight class 85.

Specifications and prices are subject to change without prior notice.

Barron® Tables
Flip-Top

Barron® Tables
Flip-Top

	MODEL	Features	A x B x C x D	MODEL NUMBER Basic Model	Edge Style	Edge Color	Surface Finish	Base Finish	Approx. Packaged Weight	1-1/4" Vinyl Bullnose (54B)	74P Edge (74P)	1-3/4" Wood Bullnose (15W)
 BFLP	**Square Tables, X Base**	X Base	30 x 30"	BS25FT	□□□	□□□	□□□	□□	50.0#	$ 1349	$ 1618	$ 2380
		X Base	36 x 36"	BS3FT	□□□	□□□	□□□	□□	65.0#	1476	1773	2520
 BFLP	**Round Tables, X and LX Bases**	X Base	30" Diameter	BR25FT	□□□	□□□	□□□	□□	42.0#	$ 1433	$ 1722	$ 2906
		X Base	36" Diameter	BR3FT	□□□	□□□	□□□	□□	55.0#	1557	1872	2991
		LX Base	42" Diameter	BR35FT	□□□	□□□	□□□	□□	69.0#	1940	2332	3734
 BFLP	**Rectangular Tables, T Base**	T Base	24 x 48"	B24FT	□□□	□□□	□□□	□□	67.0#	$ 1825	$ 2190	$ 2822
		T Base	24 x 60"	B25FT	□□□	□□□	□□□	□□	77.0#	1940	2332	2893
		T Base	24 x 72"	B26FT	□□□	□□□	□□□	□□	88.0#	2027	2440	3019
		T Base	30 x 48"	B254FT	□□□	□□□	□□□	□□	78.0#	1913	2294	2978
		T Base	30 x 60"	B255FT	□□□	□□□	□□□	□□	97.0#	2124	2548	3298
		T Base	30 x 72"	B256FT	□□□	□□□	□□□	□□	110.0#	2204	2650	3376
		T Base	36 x 48"	B34FT	□□□	□□□	□□□	□□	89.0#	1944	2335	3254
		T Base	36 x 60"	B35FT	□□□	□□□	□□□	□□	105.0#	2165	2596	3335
		T Base	36 x 72"	B36FT	□□□	□□□	□□□	□□	121.0#	2240	2684	3439
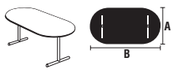 BFLP	**Racetrack Tables (Oval), T Base**	T Base	36 x 72"	BO36FT	□□□	□□□	□□□	□□	121.0#	$ 2483	$ 2981	$ 3870
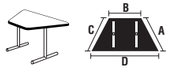 BFLP	**Trapezoid Tables, T Base** • 30x30x30x60 = 26"D • 36x36x36x72 = 31"D	T Base	30 x 30 x 30 x 60"	BT35FT	□□□	□□□	□□□	□□	73.0#	$ 1904	$ 2765	$ 3468
		T Base	36 x 36 x 36 x 72"	BT36FT	□□□	□□□	□□□	□□	116.0#	2384	3331	4526
				Ⓐ	Ⓑ	Ⓒ	Ⓓ	Ⓔ				

HOW TO ORDER

Indicate the following information on order form:
1. Quantity of each item.
2. Model number, including options. See "How To Build a Model Number".
3. Any special service required.

Note: • The □ indicates that a choice is required.
- The absence of the □ indicates that no choice is required.
- Alpha-numeric characters in place of □ indicate that no other alternatives are available.

HOW TO BUILD A MODEL NUMBER

Ⓐ Select basic model.

Ⓑ Select edge style.

54B	- 1-1/4" Vinyl bullnose
74P	- 74P edge
15W	- 1-3/4" Wood bullnose

Ⓒ Select edge color.
Refer to the **Product Color Options** page in this price list.
Edge color offerings are based on edge style selections.

Ⓓ Select surface finish.
Refer to the **Product Color Options** page in this price list.
Surface finish offerings are based on edge style selections.

Ⓔ Select base finish.
Refer to the **Product Color Options** page in this price list.

FINISH INFORMATION

Additional Laminate Offering
Additional laminates beyond KI standard offering, are available with two weeks extended leadtime. To specify additional laminates, use these designators followed by the supplier's color/pattern code:

Formica - LF/supplier's color pattern code
Nevamar - LN/supplier's color pattern code
Wilsonart - LW/supplier's color pattern code

KI's standard laminate finish is the supplier's recommended finish for that color/pattern.
Note: Nonstandard laminates from these suppliers (example: textured laminates) require a Product Modification Request. Contact customer service for details.

Color Match
KI offers the additional option of color matching paint, polypropylene, or wood stain through Product Modification Requests. Contact customer service for details.

OPTIONS

Base Options
Casters:
Black only. Add a "/C" to end of model number for casters. Casters are factory installed, not field installable. Casters are all locking.
Upcharge is list $73 per table.

Rolling Barron® Base:
Only available on single "T". Wheels are black only. Housing matches base finish. Add a "/R" to end of model for rolling base. Factory installed. For field installable, see accessory sections.
Upcharge is list $106 per table.

SPECIAL SERVICES

Special Carton Marking

With specially marked information	N/C

Shipping
Ships **knocked down, FOB Green Bay, WI 54302, freight prepaid.** Freight class 85.

Specifications and prices are subject to change without prior notice.

Barron® Tables
Flip-Top with Modesty Panel

KI

Barron® Tables
Flip-Top with Modesty Panel

	MODEL	Features	A x B	MODEL NUMBER: Basic Model	Edge Style	Edge Color	Surface Finish	Base Finish	Approx. Packaged Weight	1-1/4" Vinyl Bullnose (54B)	74P Edge (74P)
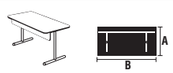 BFLPM	**Rectangular Tables, Flip Top, Modesty Panel, T Base** • Modesty panels available with standard folding mechanism (M) or quick release mechanism (Q) • Modesty panel only available in black bullnose edge	T Base	24 x 60"	B25FT/M	□□□	□□□	□□□	□□	91.0#	$ 2342	$ 2811
		T Base	24 x 60"	B25FT/Q	□□□	□□□	□□□	□□	91.0#	2342	2811
		T Base	24 x 72"	B26FT/M	□□□	□□□	□□□	□□	105.0#	2528	3033
		T Base	24 x 72"	B26FT/Q	□□□	□□□	□□□	□□	105.0#	2528	3033
		T Base	30 x 60"	B255FT/M	□□□	□□□	□□□	□□	114.0#	2528	3033
		T Base	30 x 60"	B255FT/Q	□□□	□□□	□□□	□□	114.0#	2528	3033
		T Base	30 x 72"	B256FT/M	□□□	□□□	□□□	□□	130.0#	2693	3230
		T Base	30 x 72"	B256FT/Q	□□□	□□□	□□□	□□	130.0#	2693	3230
				Ⓐ	Ⓑ	Ⓒ	Ⓓ	Ⓔ			

HOW TO ORDER

Indicate the following information on order form:
1. Quantity of each item.
2. Model number, including options. See "How To Build a Model Number".
3. Any special service required.

Note: • The □ indicates that a choice is required.
• The absence of the □ indicates that no choice is required.
• Alpha-numeric characters in place of □ indicate that no other alternatives are available.

HOW TO BUILD A MODEL NUMBER

Ⓐ Select basic model.

Ⓑ Select edge style.

54B	- 1-1/4" Vinyl bullnose
74P	- 74P edge

Ⓒ Select edge color.
Refer to the **Product Color Options** page in this price list.
Edge color offerings are based on edge style selections.

Ⓓ Select surface finish.
Refer to the **Product Color Options** page in this price list.
Surface finish offerings are based on edge style selections.

Ⓔ Select base finish.
Refer to the **Product Color Options** page in this price list.

FINISH INFORMATION

Additional Laminate Offering
Additional laminates beyond KI standard offering, are available with two weeks extended leadtime. To specify additional laminates, use these designators followed by the supplier's color/pattern code:

Formica - LF/supplier's color pattern code
Nevamar - LN/supplier's color pattern code
Wilsonart - LW/supplier's color pattern code

KI's standard laminate finish is the supplier's recommended finish for that color/pattern.
Note: Nonstandard laminates from these suppliers (example: textured laminates) require a Product Modification Request. Contact customer service for details.

Color Match
KI offers the additional option of color matching paint, polypropylene, or wood stain through Product Modification Requests. Contact customer service for details.

OPTIONS

Base Options
Casters:
Black only. Add a "/C" to end of model number for casters. Casters are factory installed, not field installable. Casters are all locking.
Upcharge is list $73 per table.

Rolling Barron® Base:
Only available on single "T". Wheels are black only. Housing matches base finish. Add a "/R" to end of model for rolling base. Factory installed. For field installable, see accessory sections.
Upcharge is list $106 per table.

SPECIAL SERVICES

Special Carton Marking

With specially marked information	N/C

Shipping
Ships **knocked down, FOB Green Bay, WI 54302, freight prepaid.** Freight class 85.

Specifications and prices are subject to change without prior notice.

Barron® Tables
Lightweight Folding Leg

KI

Barron® Tables
Lightweight Folding Leg

	MODEL	Features	A x B	MODEL NUMBER: Basic Model	Edge Style	Edge Color	Surface Finish	Base Finish	Approx. Packaged Weight	1-1/4" Vinyl Bullnose (54B)	74P Edge (74P)
 BLFD	**Rectangular Tables, T Base**	T Base	18 x 60"	BL155ST	□□□	□□□	□□□	□□	48.0#	$ 2072	$ 2491
		T Base	18 x 72"	BL156ST	□□□	□□□	□□□	□□	53.0#	2123	2545
		T Base	18 x 84"	BL157ST	□□□	□□□	□□□	□□	57.0#	2217	2657
		T Base	24 x 60"	BL25ST	□□□	□□□	□□□	□□	55.0#	2165	2600
		T Base	24 x 72"	BL26ST	□□□	□□□	□□□	□□	61.0#	2263	2715
		T Base	24 x 84"	BL27ST	□□□	□□□	□□□	□□	66.0#	2399	2874
		T Base	30 x 60"	BL255ST	□□□	□□□	□□□	□□	61.0#	2300	2762
		T Base	30 x 72"	BL256ST	□□□	□□□	□□□	□□	67.0#	2406	2882
		T Base	30 x 84"	BL257ST	□□□	□□□	□□□	□□	74.0#	2533	3036
		T Base	36 x 60"	BL35ST	□□□	□□□	□□□	□□	66.0#	2408	2888
		T Base	36 x 72"	BL36ST	□□□	□□□	□□□	□□	74.0#	2479	2972
		T Base	36 x 84"	BL37ST	□□□	□□□	□□□	□□	82.0#	2631	3153
				Ⓐ	Ⓑ	Ⓒ	Ⓓ	Ⓔ			

HOW TO ORDER

Indicate the following information on order form:
1. Quantity of each item.
2. Model number, including options. See "How To Build a Model Number".
3. Any special service required.

Note: • The □ indicates that a choice is required.
- The absence of the □ indicates that no choice is required.
- Alpha-numeric characters in place of □ indicate that no other alternatives are available.

HOW TO BUILD A MODEL NUMBER

Ⓐ Select basic model.

Ⓑ Select edge style.

54B	- 1-1/4" Vinyl bullnose
74P	- 74P edge

Ⓒ Select edge color.
Refer to the **Product Color Options** page in this price list.
Edge color offerings are based on edge style selections.

Ⓓ Select surface finish.
Refer to the **Product Color Options** page in this price list.
Surface finish offerings are based on edge style selections.

Ⓔ Select base finish.
Refer to the **Product Color Options** page in this price list.

FINISH INFORMATION

Additional Laminate Offering
Additional laminates beyond KI standard offering, are available with two weeks extended leadtime. To specify additional laminates, use these designators followed by the supplier's color/pattern code:

Formica - LF/supplier's color pattern code
Nevamar - LN/supplier's color pattern code
Wilsonart - LW/supplier's color pattern code

KI's standard laminate finish is the supplier's recommended finish for that color/pattern.
Note: Nonstandard laminates from these suppliers (example: textured laminates) require a Product Modification Request. Contact customer service for details.

Color Match
KI offers the additional option of color matching paint, polypropylene, or wood stain through Product Modification Requests. Contact customer service for details.

OPTIONS

Base Options
Casters:
Black only. Add a "/C" to end of model number for casters. Casters are factory installed, not field installable. Casters are all locking.
Upcharge is list $73 per table.

Rolling Barron® Base:
Only available on single "T". Wheels are black only. Housing matches base finish. Add a "/R" to end of model for rolling base. Factory installed. For field installable, see accessory sections.
Upcharge is list $106 per table.

SPECIAL SERVICES

Special Carton Marking

With specially marked information	N/C

Shipping
Ships **knocked down, FOB Green Bay, WI 54302, freight prepaid.** Freight class 85.

Specifications and prices are subject to change without prior notice.

Barron® Tables
Lightweight Folding Leg

KI

Barron® Tables
Lightweight Folding Leg

	MODEL	Features	A x B	MODEL NUMBER: Basic Model	Edge Style	Edge Color	Surface Finish	Base Finish	Cord (feet)	Module Color	Approx. Packaged Weight	1-1/4" Vinyl Bullnose (54B)	74P Edge (74P)
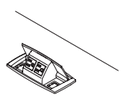	**Folding Leg, Lightweight, Rectangular Tables with PowerUp®** • Available with one module (1) or two modules (2)	T Base	24 x 60"	BLD25ST/1	□□□	□□□	□□□	□□	□□	□□□	58.0#	$ 2503	$ 2945
		T Base	24 x 60"	BLD25ST/2	□□□	□□□	□□□	□□	□□	□□□	58.0#	2619	3061
		T Base	24 x 72"	BLD26ST/1	□□□	□□□	□□□	□□	□□	□□□	64.0#	2602	3054
		T Base	24 x 72"	BLD26ST/2	□□□	□□□	□□□	□□	□□	□□□	64.0#	2718	3171
		T Base	30 x 60"	BLD255ST/1	□□□	□□□	□□□	□□	□□	□□□	64.0#	2642	3092
		T Base	30 x 60"	BLD255ST/2	□□□	□□□	□□□	□□	□□	□□□	64.0#	2759	3215
BPUL		T Base	30 x 72"	BLD256ST/1	□□□	□□□	□□□	□□	□□	□□□	70.0#	2741	3227
		T Base	30 x 72"	BLD256ST/2	□□□	□□□	□□□	□□	□□	□□□	70.0#	2857	3340
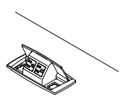	**Folding Leg, LW, Rectangular w/Quick Release Modesty Panel and PowerUp®** • Available with one module (1) or two modules (2)	T Base	24 x 60"	BLD25STQ/1	□□□	□□□	□□□	□□	□□	□□□	72.0#	$ 2904	$ 3339
		T Base	24 x 60"	BLD25STQ/2	□□□	□□□	□□□	□□	□□	□□□	72.0#	3020	3457
		T Base	24 x 72"	BLD26STQ/1	□□□	□□□	□□□	□□	□□	□□□	81.0#	3089	3539
		T Base	24 x 72"	BLD26STQ/2	□□□	□□□	□□□	□□	□□	□□□	81.0#	3204	3657
		T Base	30 x 60"	BLD255STQ/1	□□□	□□□	□□□	□□	□□	□□□	81.0#	3036	3495
		T Base	30 x 60"	BLD255STQ/2	□□□	□□□	□□□	□□	□□	□□□	81.0#	3153	3614
BPULQ		T Base	30 x 72"	BLD256STQ/1	□□□	□□□	□□□	□□	□□	□□□	90.0#	3231	3706
		T Base	30 x 72"	BLD256STQ/2	□□□	□□□	□□□	□□	□□	□□□	90.0#	3344	3826
					Ⓐ	Ⓑ	Ⓒ	Ⓓ	Ⓔ	Ⓕ	Ⓖ		

HOW TO ORDER

Indicate the following information on order form:
1. Quantity of each item.
2. Model number, including options. See "How To Build a Model Number".
3. Any special service required.

Note: • The □ indicates that a choice is required.
- The absence of the □ indicates that no choice is required.
- Alpha-numeric characters in place of □ indicate that no other alternatives are available.

HOW TO BUILD A MODEL NUMBER

Ⓐ Select basic model.

Ⓑ Select edge style.

54B	- 1-1/4" Vinyl bullnose
74P	- 74P edge

Ⓒ Select edge color.
Refer to the **Product Color Options** page in this price list.
Edge color offerings are based on edge style selections.

Ⓓ Select surface finish.
Refer to the **Product Color Options** page in this price list.
Surface finish offerings are based on edge style selections.

Ⓔ Select base finish.
Refer to the **Product Color Options** page in this price list.

Ⓕ Select Cord Length (feet).

15	- 15' cord length
9	- 9' cord length

Ⓖ Select module color.
Refer to the **Product Color Options** page in this price list.

FINISH INFORMATION

Additional Laminate Offering
Additional laminates beyond KI standard offering, are available with two weeks extended leadtime. To specify additional laminates, use these designators followed by the supplier's color/pattern code:

Formica - LF/supplier's color pattern code
Nevamar - LN/supplier's color pattern code
Wilsonart - LW/supplier's color pattern code

KI's standard laminate finish is the supplier's recommended finish for that color/pattern.
Note: Nonstandard laminates from these suppliers (example: textured laminates) require a Product Modification Request. Contact customer service for details.

Color Match
KI offers the additional option of color matching paint, polypropylene, or wood stain through Product Modification Requests. Contact customer service for details.

OPTIONS

Base Options
Casters:
Black only. Add a "/C" to end of model number for casters. Casters are factory installed, not field installable. Casters are all locking.
Upcharge is list $73 per table.

Rolling Barron® Base:
Only available on single "T". Wheels are black only. Housing matches base finish. Add a "/R" to end of model for rolling base. Factory installed. For field installable, see accessory sections.
Upcharge is list $106 per table.

SPECIAL SERVICES

Special Carton Marking

With specially marked information	N/C

Shipping
Ships **knocked down, FOB Green Bay, WI 54302, freight prepaid.** Freight class 85.

Specifications and prices are subject to change without prior notice.

Barron® Tables
Barron® Plus Tables

BARRON PLUS TYPICALS TABLE COMPONENTS

Shape	Model Number	Dimensions A x B x C	Table Components
Racetrack Typical	BPRT24	96" x 144" x 24"	2 Rectangles 24" x 48"
			4 Cresents 48" x 24" x 75½"
	BPRT30	96" x 144" x 30"	2 Rectangles 30" x 48"
			4 Cresents 48" x 30" x 75½"
	BPRT36	120" x 180" x 36"	2 Rectangles 36" x 60"
			4 Cresents 60" x 36" x 94"
Quarter Circle Typical	BPQC24	96" x 96" x 24"	4 Rectangles 24" x 48"
			4 Quarter Rounds 24" x 24"
	BPQC30	108" x 108" x 30"	4 Rectangles 30" x 48"
			4 Quarter Rounds 30" x 30"
	BPQC36	144" x 144" x 36"	4 Rectangles 36" x 72"
			4 Quarter Rounds 36" x 36"
Oval Typical	BPOV24	48" x 96" x 24"	2 Rectangles 24" x 48"
			2 Half Rounds 24" x 48"
	BPOV30	60" x 120" x 30"	2 Rectangles 30" x 60"
			2 Half Rounds 30" x 60"
	BPOV36	72" x 144" x 36"	2 Rectangles 36" x 72"
			2 Half Rounds 36" x 72"
Open Circle Typical 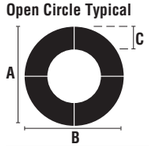	BPOC24	96" x 96" x 24"	4 Cresents 48" x 24" x 75½"
	BPOC30	120" x 120" x 30"	4 Cresents 60" x 30" x 94"
	BPOC36	144" x 144" x 36"	4 Cresents 72" x 36" x 113"
Circle Typical 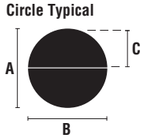	BPCT24	48" x 48" x 24"	2 Half Rounds 24" x 48"
	BPCT30	60" x 60" x 30"	2 Half Rounds 30" x 60"
	BPCT36	72" x 72" x 36"	2 Half Rounds 36" x 72"

BARRON PLUS TYPICALS TABLE COMPONENTS

Shape	Model Number	Dimensions A x B x C	Table Components
Open Hexagon Typical 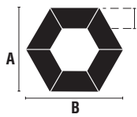	BPOH24	84" x 96" x 21"	6 Trapezoids 24" x 24" x 24" x 48"
	BPOH30	105" x 120" x 26¼"	6 Trapezoids 30" x 30" x 30" x 60"
	BPOH36	126" x 144" x 31½"	6 Trapezoids 36" x 36" x 36" x 72"
Hexagon Typical 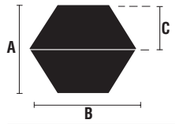	BPHT24	42" x 48" x 21"	2 Trapezoids 24" x 24" x 24" x 48"
	BPHT30	52½" x 60" x 26¼"	2 Trapezoids 30" x 30" x 30" x 60"
	BPHT36	63" x 72" x 31½"	2 Trapezoids 36" x 36" x 36" x 72"
Open Boat Shaped Typical 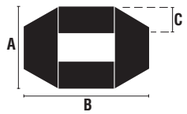	BPOB24	72" x 111" x 24"	2 Rectangles 24" x 48"
			2 Trapezoids 36" x 36" x 36" x 72"
Boat Shaped Typical 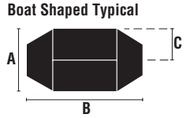	BPBT24	48" x 90" x 24"	2 Rectangles 24" x 48"
			2 Trapezoids 24" x 24" x 24" x 48"
	BPBT30	60" x 112½" x 30"	2 Rectangles 30" x 60"
			2 Trapezoids 30" x 30" x 30" x 60"
	BPBT36	72" x 135" x 36"	2 Rectangles 36" x 72"
			2 Trapezoids 36" x 36" x 36" x 72"

Barron® Tables
Barron Plus Tables

Barron® Tables
Barron Plus Tables

	MODEL	Features	A x B x C x D	MODEL NUMBER Basic Model	Edge Style	Edge Color	Surface Finish	Base Finish	Approx. Packaged Weight	74P Edge (74P)	3/8" Wood Band Edge (34S)	1-3/4" Wood Band Edge (36S)
 BPFX	**Rectangular Tables, T Base-Fixed**	T Base	24 x 48"	BP24F	□□□	□□□	□□□	□□	66.0#	$ 1436	$ 1489	$ 1706
		T Base	24 x 60"	BP25F	□□□	□□□	□□□	□□	76.0#	1618	1672	1894
		T Base	30 x 48"	BP254F	□□□	□□□	□□□	□□	76.0#	1591	1640	1842
		T Base	30 x 60"	BP255F	□□□	□□□	□□□	□□	89.0#	1775	1869	2098
		T Base	36 x 60"	BP35F	□□□	□□□	□□□	□□	101.0#	1962	2076	2280
		T Base	36 x 72"	BP36F	□□□	□□□	□□□	□□	117.0#	2161	2300	2579
 BPFD	**Rectangular Tables, T Base-Folding**	T Base, Short Fold	24 x 48"	BP24ST	□□□	□□□	□□□	□□	74.0#	$ 2330	$ 2242	$ 2283
		T Base	24 x 60"	BP25ST	□□□	□□□	□□□	□□	86.0#	2458	2432	2528
		T Base, Short Fold	30 x 48"	BP254ST	□□□	□□□	□□□	□□	84.0#	2485	2540	2615
		T Base	30 x 60"	BP255ST	□□□	□□□	□□□	□□	99.0#	2615	2622	2723
		T Base	36 x 60"	BP35ST	□□□	□□□	□□□	□□	111.0#	2798	2709	2906
		T Base	36 x 72"	BP36ST	□□□	□□□	□□□	□□	126.0#	2998	2928	3206
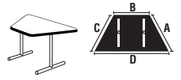 BPFX	**Trapezoid Tables, T Base-Fixed** • 24x24x24x48 = 21"D • 30x30x30x60 = 26"D • 36x36x36x72 = 31"D • 24x24x24x48 available with glides only	T Base	24 x 24 x 24 x 48"	BPT24F	□□□	□□□	□□□	□□	52.0#	$ 1632	$ 1865	$ 1910
		T Base	30 x 30 x 30 x 60"	BPT255F	□□□	□□□	□□□	□□	67.0#	1973	2053	2324
		T Base	36 x 36 x 36 x 72"	BPT36F	□□□	□□□	□□□	□□	84.0#	2411	2545	2865
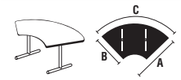 BPFX	**Crescent Tables, T Base-Fixed**	T Base	48 x 24 x 75-1/2"	BPC24F	□□□	□□□	□□□	□□	73.0#	$ 2356	$ 2520	$ 3129
		T Base	60 x 24 x 94"	BPC25F	□□□	□□□	□□□	□□	89.0#	3069	3275	4457
		T Base	48 x 30 x 75-1/2"	BPC254F	□□□	□□□	□□□	□□	80.0#	2280	2654	3153
		T Base	60 x 30 x 94"	BPC255F	□□□	□□□	□□□	□□	100.0#	3227	3298	4662
		T Base	60 x 36 x 94"	BPC35F	□□□	□□□	□□□	□□	108.0#	3254	3451	4520
		T Base	72 x 36 x 113"	BPC36F	□□□	□□□	□□□	□□	132.0#	4844	5961	7677
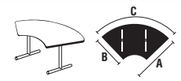 BPFD	**Crescent Tables, T Base-Folding**	T Base, Short Fold	48 x 24 x 75-1/2"	BPC24ST	□□□	□□□	□□□	□□	81.0#	$ 3254	$ 3294	$ 3922
		T Base, Short Fold	60 x 24 x 94"	BPC25ST	□□□	□□□	□□□	□□	99.0#	4091	4101	5304
		T Base, Short Fold	48 x 30 x 75-1/2"	BPC254ST	□□□	□□□	□□□	□□	88.0#	3262	3320	3795
		T Base	60 x 30 x 94"	BPC255ST	□□□	□□□	□□□	□□	110.0#	3905	3920	5088
		T Base	60 x 36 x 94"	BPC35ST	□□□	□□□	□□□	□□	118.0#	3936	4101	5120
		T Base	72 x 36 x 113"	BPC36ST	□□□	□□□	□□□	□□	142.0#	5879	6829	7989
					Ⓐ	Ⓑ	Ⓒ	Ⓓ	Ⓔ			

HOW TO ORDER

Indicate the following information on order form:
1. Quantity of each item.
2. Model number, including options. See "How To Build a Model Number".
3. Any special service required.

Note: • The □ indicates that a choice is required.
- The absence of the □ indicates that no choice is required.
- Alpha-numeric characters in place of □ indicate that no other alternatives are available.

HOW TO BUILD A MODEL NUMBER

Ⓐ Select basic model.

Ⓑ Select edge style.

74P	- 74P edge
34S	- 3/8" Wood band edge
36S	- 1-3/4" Wood band edge

Ⓒ Select edge color.
Refer to the **Product Color Options** page in this price list.
Edge color offerings are based on edge style selections.

Ⓓ Select surface finish.
Refer to the **Product Color Options** page in this price list.
Surface finish offerings are based on edge style selections.

Ⓔ Select base finish.
Refer to the **Product Color Options** page in this price list.

FINISH INFORMATION

Additional Laminate Offering
Additional laminates beyond KI standard offering, are available with two weeks extended leadtime.
To specify additional laminates, use these designators followed by the supplier's color/pattern code:

Formica - LF/supplier's color pattern code
Nevamar - LN/supplier's color pattern code
Wilsonart - LW/supplier's color pattern code

KI's standard finish is the supplier's recommended finish for that color/pattern.
Note: Nonstandard laminates from these suppliers (example: textured laminates), require an upcharge and additional leadtime.
Contact KI.

Additional Stains
Specially stained edges beyond the KI standard offering (as shown under Edge Color column on Product Color Options page) are also available.
Contact KI.

OPTIONS

Base Options
Casters:
Black only. Add a "/C" to end of model number for casters. Casters are factory installed, not field installable. Casters are all locking.
Upcharge is list $73 per table.

Rolling Barron® Base:
Only available on single "T". Wheels are black only. Housing matches base finish. Add a "/R" to end of model for rolling base. Factory installed. For field installable, see accessory sections.
Upcharge is list $106 per table.

OPTIONS

Table Heights Other Than 29"
Table heights other than 29" are available. Add the table height in inches to the end of the model number string.
Example: to specify 27-1/4" from the top of the table to the floor add "/27.25" to the end of the model number. The maximum height is 42".

SPECIAL SERVICES

Special Carton Marking

With specially marked information	N/C

Shipping
Ships **knocked down, FOB Green Bay, WI 54302, freight prepaid.** Freight class 85.

Specifications and prices are subject to change without prior notice.

Barron® Tables
Barron Plus Tables

KI

Barron® Tables
Barron Plus Tables

	MODEL	Features	A x B x C	MODEL NUMBER Basic Model	Edge Style	Edge Color	Surface Finish	Base Finish	Approx. Packaged Weight	74P Edge (74P)	3/8" Wood Band Edge (34S)	1-3/4" Wood Band Edge (36S)
	**Quarter Round-No Base** • To be used with Plus Tables only		24 x 24"	BPQ2	□□□	□□□	□□□		19.0#	$ 754	$ 946	$ 1258
			30 x 30"	BPQ25	□□□	□□□	□□□		30.0#	905	1128	1509
			36 x 36"	BPQ3	□□□	□□□	□□□		49.0#	1128	1408	1762
BPFX												
	**Half Round Table, T Base-Fixed**	T Base	24 x 48"	BPH24F	□□□	□□□	□□□	□□	57.0#	$ 1837	$ 2053	$ 2695
		T Base	30 x 60"	BPH255F	□□□	□□□	□□□	□□	75.0#	2206	2440	3035
		T Base	36 x 72"	BPH36F	□□□	□□□	□□□	□□	97.0#	2719	3161	3662
BPFX												
	**Half Round Table, T Base-Folding**	T Base, Short Fold	30 x 60"	BPH255ST	□□□	□□□	□□□	□□	85.0#	$ 3014	$ 3108	$ 3706
		T Base, Short Fold	36 x 72"	BPH36ST	□□□	□□□	□□□	□□	107.0#	3466	3644	4111
BPFD												
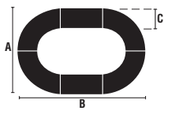	**Racetrack Typical-Fixed**	T Base	96 x 144 x 24"	BPRT24F	□□□	□□□	□□□	□□	424.0#	$ 12298	$ 13457	$ 16405
		T Base	96 x 144 x 30"	BPRT30F	□□□	□□□	□□□	□□	472.0#	12663	13881	16810
		T Base	120 x 180 x 36"	BPRT36F	□□□	□□□	□□□	□□	634.0#	16932	17953	23347
BPFX												
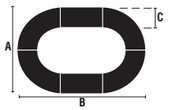	**Racetrack Typical-Folding**	T Base, Short Fold	96 x 144 x 24"	BPRT24ST	□□□	□□□	□□□	□□	458.0#	$ 17665	$ 17645	$ 20429
		T Base, Short Fold	96 x 144 x 30"	BPRT30ST	□□□	□□□	□□□	□□	520.0#	18028	18361	21026
		T Base	120 x 180 x 36"	BPRT36ST	□□□	□□□	□□□	□□	694.0#	21949	21829	27115
BPFD												
				Ⓐ	Ⓑ	Ⓒ	Ⓓ	Ⓔ				

HOW TO ORDER

Indicate the following information on order form:
1. Quantity of each item.
2. Model number, including options. See "How To Build a Model Number".
3. Any special service required.

Note: • The □ indicates that a choice is required.
- The absence of the □ indicates that no choice is required.
- Alpha-numeric characters in place of □ indicate that no other alternatives are available.

HOW TO BUILD A MODEL NUMBER

Ⓐ Select basic model.

Ⓑ Select edge style.

74P	- 74P edge
34S	- 3/8" Wood band edge
36S	- 1-3/4" Wood band edge

Ⓒ Select edge color.
Refer to the **Product Color Options** page in this price list.
Edge color offerings are based on edge style selections.

Ⓓ Select surface finish.
Refer to the **Product Color Options** page in this price list.
Surface finish offerings are based on edge style selections.

Ⓔ Select base finish.
Refer to the **Product Color Options** page in this price list.

FINISH INFORMATION

Additional Laminate Offering
Additional laminates beyond KI standard offering, are available with two weeks extended leadtime.
To specify additional laminates, use these designators followed by the supplier's color/pattern code:

Formica - LF/supplier's color pattern code
Nevamar - LN/supplier's color pattern code
Wilsonart - LW/supplier's color pattern code

KI's standard finish is the supplier's recommended finish for that color/pattern.
Note: Nonstandard laminates from these suppliers (example: textured laminates), require an upcharge and additional leadtime.
Contact KI.

Additional Stains
Specially stained edges beyond the KI standard offering (as shown under Edge Color column on Product Color Options page) are also available.
Contact KI.

OPTIONS

Base Options
Casters:
Black only. Add a "/C" to end of model number for casters. Casters are factory installed, not field installable. Casters are all locking.
Upcharge is list $73 per table.

Rolling Barron® Base:
Only available on single "T". Wheels are black only. Housing matches base finish. Add a "/R" to end of model for rolling base. Factory installed.
For field installable, see accessory sections.
Upcharge is list $106 per table.

OPTIONS

Table Heights Other Than 29"
Table heights other than 29" are available. Add the table height in inches to the end of the model number string.
Example: to specify 27-1/4" from the top of the table to the floor add "/27.25" to the end of the model number. The maximum height is 42".

SPECIAL SERVICES

Special Carton Marking

With specially marked information	N/C

Shipping
Ships **knocked down, FOB Green Bay, WI 54302, freight prepaid.** Freight class 85.

Specifications and prices are subject to change without prior notice.

Barron® Tables
Barron Plus Tables

Barron® Tables
Barron Plus Tables

	MODEL	Features	A x B x C	MODEL NUMBER Basic Model	Edge Style	Edge Color	Surface Finish	Base Finish	Approx. Packaged Weight	74P Edge (74P)	3/8" Wood Band Edge (34S)	1-3/4" Wood Band Edge (36S)
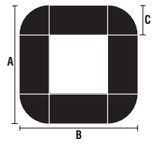	**Quarter Circle Typical-Fixed**	T Base	96 x 96 x 24"	BPQC24F	□□□	□□□	□□□	□□	340.0#	$ 8759	$ 9733	$ 11847
		T Base	108 x 108 x 30"	BPQC30F	□□□	□□□	□□□	□□	424.0#	9975	11081	13403
		T Base	144 x 144 x 36"	BPQC36F	□□□	□□□	□□□	□□	664.0#	13160	14829	17344
BPFX												
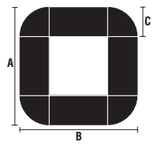	**Quarter Circle Typical-Folding**	T Base, Short Fold	96 x 96 x 24"	BPQC24ST	□□□	□□□	□□□	□□	340.0#	$ 12338	$ 12731	$ 14526
		T Base, Short Fold	108 x 108 x 30"	BPQC30ST	□□□	□□□	□□□	□□	504.0#	13561	14670	16490
		T Base	144 x 144 x 36"	BPQC36ST	□□□	□□□	□□□	□□	700.0#	16506	17344	19857
BPFD												
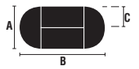	**Oval Typical-Fixed**	T Base	48 x 96 x 24"	BPOV24F	□□□	□□□	□□□	□□	262.0#	$ 6361	$ 7090	$ 8803
		T Base	60 x 120 x 30"	BPOV30F	□□□	□□□	□□□	□□	348.0#	7781	8605	10268
		T Base	72 x 144 x 36"	BPOV36F	□□□	□□□	□□□	□□	428.0#	9571	10925	12481
BPFX												
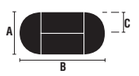	**Oval Typical-Folding**	T Base, Short Fold	60 x 120 x 30"	BPOV30ST	□□□	□□□	□□□	□□	368.0#	$ 11251	$ 11464	$ 12864
		T Base, Short Fold	72 x 144 x 36"	BPOV36ST	□□□	□□□	□□□	□□	466.0#	12918	13441	14954
BPFD												
				Ⓐ	Ⓑ	Ⓒ	Ⓓ	Ⓔ				

HOW TO ORDER

Indicate the following information on order form:
1. Quantity of each item.
2. Model number, including options. See "How To Build a Model Number".
3. Any special service required.

Note: • The □ indicates that a choice is required.
- The absence of the □ indicates that no choice is required.
- Alpha-numeric characters in place of □ indicate that no other alternatives are available.

HOW TO BUILD A MODEL NUMBER

Ⓐ Select basic model.

Ⓑ Select edge style.

74P	- 74P edge
34S	- 3/8" Wood band edge
36S	- 1-3/4" Wood band edge

Ⓒ Select edge color.
Refer to the **Product Color Options** page in this price list.
Edge color offerings are based on edge style selections.

Ⓓ Select surface finish.
Refer to the **Product Color Options** page in this price list.
Surface finish offerings are based on edge style selections.

Ⓔ Select base finish.
Refer to the **Product Color Options** page in this price list.

FINISH INFORMATION

Additional Laminate Offering
Additional laminates beyond KI standard offering, are available with two weeks extended leadtime.
To specify additional laminates, use these designators followed by the supplier's color/pattern code:

Formica - LF/supplier's color pattern code
Nevamar - LN/supplier's color pattern code
Wilsonart - LW/supplier's color pattern code

KI's standard finish is the supplier's recommended finish for that color/pattern.
Note: Nonstandard laminates from these suppliers (example: textured laminates), require an upcharge and additional leadtime.
Contact KI.

Additional Stains
Specially stained edges beyond the KI standard offering (as shown under Edge Color column on Product Color Options page) are also available.
Contact KI.

OPTIONS

Base Options
Casters:
Black only. Add a "/C" to end of model number for casters. Casters are factory installed, not field installable. Casters are all locking.
Upcharge is list $73 per table.

Rolling Barron® Base:
Only available on single "T". Wheels are black only. Housing matches base finish. Add a "/R" to end of model for rolling base. Factory installed. For field installable, see accessory sections.
Upcharge is list $106 per table.

OPTIONS

Table Heights Other Than 29"
Table heights other than 29" are available. Add the table height in inches to the end of the model number string.
Example: to specify 27-1/4" from the top of the table to the floor add "/27.25" to the end of the model number. The maximum height is 42".

SPECIAL SERVICES

Special Carton Marking

With specially marked information	N/C

Shipping
Ships **knocked down, FOB Green Bay, WI 54302, freight prepaid.** Freight class 85.

Specifications and prices are subject to change without prior notice.

Barron® Tables
Barron Plus Tables

Barron® Tables
Barron Plus Tables

	MODEL	Features	A x B x C	MODEL NUMBER: Basic Model	Edge Style	Edge Color	Surface Finish	Base Finish	Approx. Packaged Weight	74P Edge (74P)	3/8" Wood Band Edge (34S)	1-3/4" Wood Band Edge (36S)
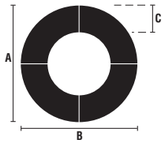	**Open Circle Typical-Fixed**	T Base	96 x 96 x 24"	BPOC24F	□□□	□□□	□□□	□□	292.0#	$ 9430	$ 10475	$ 12998
		T Base	120 x 120 x 30"	BPOC30F	□□□	□□□	□□□	□□	400.0#	12890	13720	18654
		T Base	144 x 144 x 36"	BPOC36F	□□□	□□□	□□□	□□	528.0#	20160	24790	30709
BPFX												
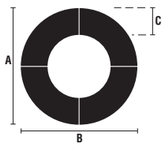	**Open Circle Typical-Folding**	T Base, Short Fold	96 x 96 x 24"	BPOC24ST	□□□	□□□	□□□	□□	324.0#	$ 13006	$ 13161	$ 15674
		T Base	120 x 120 x 30"	BPOC30ST	□□□	□□□	□□□	□□	440.0#	16249	16313	21174
		T Base	144 x 144 x 36"	BPOC36ST	□□□	□□□	□□□	□□	568.0#	23515	27300	33229
BPFD												
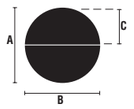	**Circle Typical-Fixed**	T Base	48 x 48 x 24"	BPCT24F	□□□	□□□	□□□	□□	114.0#	$ 3492	$ 4113	$ 5388
		T Base	60 x 60 x 30"	BPCT30F	□□□	□□□	□□□	□□	150.0#	4226	4882	6071
		T Base	72 x 72 x 36"	BPCT36F	□□□	□□□	□□□	□□	194.0#	5255	6328	7325
BPFX												
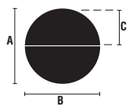	**Circle Typical-Folding**	T Base, Short Fold	60 x 60 x 30"	BPCT30ST	□□□	□□□	□□□	□□	170.0#	$ 6020	$ 6223	$ 7408
		T Base	72 x 72 x 36"	BPCT36ST	□□□	□□□	□□□	□□	214.0#	6929	7581	8544
BPFD												
				Ⓐ	Ⓑ	Ⓒ	Ⓓ	Ⓔ				

HOW TO ORDER

Indicate the following information on order form:
1. Quantity of each item.
2. Model number, including options. See "How To Build a Model Number".
3. Any special service required.

Note: • The □ indicates that a choice is required.
- The absence of the □ indicates that no choice is required.
- Alpha-numeric characters in place of □ indicate that no other alternatives are available.

HOW TO BUILD A MODEL NUMBER

Ⓐ Select basic model.

Ⓑ Select edge style.

74P	- 74P edge
34S	- 3/8" Wood band edge
36S	- 1-3/4" Wood band edge

Ⓒ Select edge color.
Refer to the **Product Color Options** page in this price list.
Edge color offerings are based on edge style selections.

Ⓓ Select surface finish.
Refer to the **Product Color Options** page in this price list.
Surface finish offerings are based on edge style selections.

Ⓔ Select base finish.
Refer to the **Product Color Options** page in this price list.

FINISH INFORMATION

Additional Laminate Offering
Additional laminates beyond KI standard offering, are available with two weeks extended leadtime. To specify additional laminates, use these designators followed by the supplier's color/pattern code:

Formica - LF/supplier's color pattern code
Nevamar - LN/supplier's color pattern code
Wilsonart - LW/supplier's color pattern code

KI's standard finish is the supplier's recommended finish for that color/pattern.
Note: Nonstandard laminates from these suppliers (example: textured laminates), require an upcharge and additional leadtime.
Contact KI.

Additional Stains
Specially stained edges beyond the KI standard offering (as shown under Edge Color column on Product Color Options page) are also available.
Contact KI.

OPTIONS

Base Options
Casters:
Black only. Add a "/C" to end of model number for casters. Casters are factory installed, not field installable. Casters are all locking.
Upcharge is list $73 per table.

Rolling Barron° Base:
Only available on single "T". Wheels are black only. Housing matches base finish. Add a "/R" to end of model for rolling base. Factory installed. For field installable, see accessory sections.
Upcharge is list $106 per table.

OPTIONS

Table Heights Other Than 29"
Table heights other than 29" are available. Add the table height in inches to the end of the model number string.
Example: to specify 27-1/4" from the top of the table to the floor add "/27.25" to the end of the model number. The maximum height is 42".

SPECIAL SERVICES

Special Carton Marking

With specially marked information	N/C

Shipping
Ships **knocked down, FOB Green Bay, WI 54302, freight prepaid.** Freight class 85.

Specifications and prices are subject to change without prior notice.

Barron® Tables
Barron Plus Tables

Barron® Tables
Barron Plus Tables

	MODEL	Features	A x B x C	MODEL NUMBER Basic Model	Edge Style	Edge Color	Surface Finish	Base Finish	Approx. Packaged Weight	74P Edge (74P)	3/8" Wood Band Edge (34S)	1-3/4" Wood Band Edge (36S)
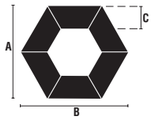	**Open Hexagon Typical-Fixed**	T Base	84 x 96 x 21"	BPOH24F	□□□	□□□	□□□	□□	312.0#	$ 9771	$ 9776	$ 11181
		T Base	105 x 120 x 26-1/4"	BPOH30F	□□□	□□□	□□□	□□	402.0#	11838	12333	13930
		T Base	126 x 144 x 31-1/2"	BPOH36F	□□□	□□□	□□□	□□	504.0#	13379	14475	11458
BPFX												
	**Hexagon Typical-Fixed**	T Base	48 x 48 x 21"	BPHT24F	□□□	□□□	□□□	□□	104.0#	$ 3257	$ 3257	$ 3727
		T Base	52-1/2 x 60 x 26-1/4"	BPHT30F	□□□	□□□	□□□	□□	134.0#	3945	4113	4643
		T Base	63 x 72 x 31-1/2"	BPHT36F	□□□	□□□	□□□	□□	168.0#	4827	5092	5731
BPFX												
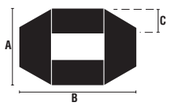	**Open Boat Shaped Typical-Fixed**	T Base	72 x 111 x 24"	BPOB24F	□□□	□□□	□□□	□□	300.0#	$ 7695	$ 8075	$ 9141
BPFX												
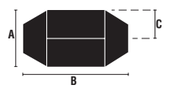	**Boat Shaped Typical-Fixed**	T Base	48 x 90 x 24"	BPBT24F	□□□	□□□	□□□	□□	236.0#	$ 6241	$ 6235	$ 7136
		T Base	60 x 112-1/2 x 30"	BPBT30F	□□□	□□□	□□□	□□	310.0#	7500	7837	8840
		T Base	72 x 135 x 36"	BPBT36F	□□□	□□□	□□□	□□	402.0#	9145	9693	10888
BPFX												
				Ⓐ	Ⓑ	Ⓒ	Ⓓ	Ⓔ				

HOW TO ORDER

Indicate the following information on order form:
1. Quantity of each item.
2. Model number, including options. See "How To Build a Model Number".
3. Any special service required.

Note: • The □ indicates that a choice is required.
- The absence of the □ indicates that no choice is required.
- Alpha-numeric characters in place of □ indicate that no other alternatives are available.

HOW TO BUILD A MODEL NUMBER

Ⓐ Select basic model.

Ⓑ Select edge style.

74P	- 74P edge
34S	- 3/8" Wood band edge
36S	- 1-3/4" Wood band edge

Ⓒ Select edge color.
Refer to the **Product Color Options** page in this price list.
Edge color offerings are based on edge style selections.

Ⓓ Select surface finish.
Refer to the **Product Color Options** page in this price list.
Surface finish offerings are based on edge style selections.

Ⓔ Select base finish.
Refer to the **Product Color Options** page in this price list.

FINISH INFORMATION

Additional Laminate Offering
Additional laminates beyond KI standard offering, are available with two weeks extended leadtime. To specify additional laminates, use these designators followed by the supplier's color/pattern code:

Formica - LF/supplier's color pattern code
Nevamar - LN/supplier's color pattern code
Wilsonart - LW/supplier's color pattern code

KI's standard finish is the supplier's recommended finish for that color/pattern.
Note: Nonstandard laminates from these suppliers (example: textured laminates), require an upcharge and additional leadtime.
Contact KI.

Additional Stains
Specially stained edges beyond the KI standard offering (as shown under Edge Color column on Product Color Options page) are also available.
Contact KI.

OPTIONS

Base Options
Casters:
Black only. Add a "/C" to end of model number for casters. Casters are factory installed, not field installable. Casters are all locking.
Upcharge is list $73 per table.

Rolling Barron° Base:
Only available on single "T". Wheels are black only. Housing matches base finish. Add a "/R" to end of model for rolling base. Factory installed. For field installable, see accessory sections.
Upcharge is list $106 per table.

OPTIONS

Table Heights Other Than 29"
Table heights other than 29" are available. Add the table height in inches to the end of the model number string.
Example: to specify 27-1/4" from the top of the table to the floor add "/27.25" to the end of the model number. The maximum height is 42".

SPECIAL SERVICES

Special Carton Marking

With specially marked information	N/C

Shipping
Ships **knocked down, FOB Green Bay, WI 54302, freight prepaid.** Freight class 85.

Specifications and prices are subject to change without prior notice.

Barron® Tables
Storage and Accessories

	MODEL	MODEL NUMBER Basic Model	Approx. Packaged Weight	Delivered Pricing
 HRDPT	**Table Truck** • Minimum table sizes are 48” rectangular or 48” round/square • Maximum table sizes are 48” x 96” rectangular and 60” round/square • Six-table capacity; with short fold bases, 4-table capacity • Black finish only • Table truck dimensions 5’ long, 30” wide and 4” high • Used to store Folding Tables only	BTT	90.0#	$ 1777
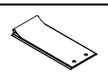	**Under-Table Wire Management** • Constructed of easy-to-use, high quality black velcro • Harness is fastened to table bottom with screws • SEE PRICING BELOW			
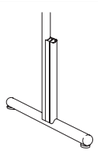	**Leg Wireways** • Scuff-resistant, high-impact rigid plastic • Two separate wire channels per leg • Fastened to legs with adhesive bond • One wireway per leg; black only • SEE PRICING BELOW			
	**Grommets** • Plastic grommets are 3” diameter and recessed into table top • Cap is removable and has retractable slot cover • Two grommets per top • SEE PRICING BELOW			

Ⓐ

HOW TO ORDER

Indicate the following information on order form:
1. Quantity of each item.
2. Model number, including options. See “How To Build a Model Number”.
3. Any special service required.

Note: • The ☐ indicates that a choice is required.
- The absence of the ☐ indicates that no choice is required.
- Alpha-numeric characters in place of ☐ indicate that no other alternatives are available.

HOW TO BUILD A MODEL NUMBER

Ⓐ Select basic model.

OPTIONS

Accessory Options

Under-Table Wire Management, Leg Wireways, and Grommets are Accessory Options. Add the following to the end of the model number:

Under-Table Wire Management and Leg Wireways selections are:
HO = Under-Table Wire Management; Upcharge is $72
WO = Leg Wireways; Upcharge is $28
HW = Under-Table Wire Management and Leg Wireways; Upcharge is $97
Wire Management options HO, HW and WO are ONLY available on rectangular tables 96” and smaller (NOT available on any cantilever, flip-top or folding tables).

Grommet Selections are:
Refer to Product Color Options page.
Grommet option is available on rectangle tables 96” and smaller, except for all 18”x 60” and 24”x60” cantilevered fixed and folding tables (24”x60” tables with standard fixed bases are okay).

No accessory options are available on PowerUp® tables or flip-top tables.

SPECIAL SERVICES

Special Carton Marking

With specially marked information	N/C

Shipping

Ships **assembled, FOB Green Bay, WI 54302, freight prepaid.** Freight class 70.

Specifications and prices are subject to change without prior notice.

Barron® Tables
Storage and Accessories

	MODEL	Features	MODEL NUMBER: Basic Model	MODEL NUMBER: Base Finish	Approx. Packaged Weight	Delivered Pricing
HRDPT	**Rolling Barron® Base** • Field installable	2 Rollers/2 Glides	EWB.KIT	□□	10.0#	$ 105
HRDPT	**Self-Leveling Glide, Black** • Set of 4 • Allows for 3/16" of self-leveling adjustment	Set of 4	SLTG.4		0.2#	$ 65
			Ⓐ	Ⓑ		

HOW TO ORDER

Indicate the following information on order form:
1. Quantity of each item.
2. Model number, including options. See "How To Build a Model Number".
3. Any special service required.

Note: • The □ indicates that a choice is required.
- The absence of the □ indicates that no choice is required.
- Alpha-numeric characters in place of □ indicate that no other alternatives are available.

HOW TO BUILD A MODEL NUMBER

Ⓐ Select basic model.

Ⓑ Select base finish.
Refer to the **Product Color Options** page in this price list.

SPECIAL SERVICES

Special Carton Marking

With specially marked information	N/C

Shipping

Ships **assembled, FOB Green Bay, WI 54302, freight prepaid.** Freight class 70.

Specifications and prices are subject to change without prior notice.

1330 Bellevue Street
P.O. Box 8100
Green Bay, WI 54308-8100
800.424.2432
ki.com

KI and Furnishing Knowledge are registered
trademarks of Krueger International, Inc.

© 2020 Krueger International, Inc.
All Rights Reserved.
Code KI-PLW-000467/KI/PDF

Furnishing Knowledge®

BOBBR™ UNDERMOUNT STORAGE

PRICE LIST

June 9, 2021

Updated October 3, 2022

800.424.2432

Contents

Refer to KI Terms & Conditions document or visit ki.com.

Contents

Refer to KI Terms & Conditions document or visit ki.com.

Bobbr™ Undermount Storage

General Information	3
Product Color Options	5
Storage Units	6
Accessories	8
Peg Accessories	9

Bobbr™ Undermount Storage
General Information

PRODUCT SPECIFICATIONS

Bobbr™ Undermount Storage

June 2021

TECHNICAL SPECIFICATIONS

General Undermount

Bobbr Undermount Storage units mount directly to the underside of a worksurface to provide storage space. The unit is supported entirely from the worksurface, allowing it to move freely with adjustable-height desks for maximum user convenience. A fully loaded unit may weigh 58.1 lb.

Shells are symmetrical. Drawers and doors feature a push-to-open mechanism which can be configured when ordered, or ordered later and installed in the field. Installation does not require any specialized tools. Door hand can be easily reconfigured in the field.

The drawer, fixed shelf, and unit bottom feature a felt pad to gently store items.

A perforated hole pattern on 1" centers allows users to hang accessories or other standard pegboard style components from the unit. These perforations also provide air ventilation.

Unit Construction

Each unit is constructed primarily of steel. The shell consists of 16-gauge steel body and a 20-gauge steel fixed shelf. The drawer and hanging shelf are constructed of 20-gauge steel and the cubby door is of 16-gauge steel.

Finish

Components are finished with an electrostatically applied hybrid epoxy powder-coat paint. All standard KI powder-coat finishes are available. When configured with drawers or cubby doors, these options may be specified to a different color than the shell at no extra charge.

USB Charging Port

Storage units may be ordered with a USB-A charging port, accessible at the upper left-hand or right-hand exterior of the unit. The charging port is mounted inside the unit, under the fixed shelf and the cable exits through a $^{3}/_{4}$" hole at the rear of the storage unit and attaches to a 10.5-watt power converter. The power converter comes standard with the cable and plugs into a standard power receptacle. Alternately, the charging port may be connected to a computer for power and data transfer, with a maximum data transfer rate of 480Mb/s.

Hanging Metal Shelf

A $9^{5}/_{8}$" wide by $13^{1}/_{8}$" deep shelf may be added later as an option. The hanging shelf features integrated reinforcements which allow letter-sized hanging holders to be mounted side-to-side underneath. No tools are required for hanging metal shelf assembly.

P-Series Locks

When configured with a drawer or cubby door, storage units feature a P-Series lock. P-Series locks are a high security double-bit lock system, with master key-able lock cores. The lock cores are randomly keyed.

Compliance

Bobbr Undermount Storage s designed and manufactured to meet or exceed required ANSI/BIFMA x5.9-2012.



DIMENSIONS - External Unit Dimensions

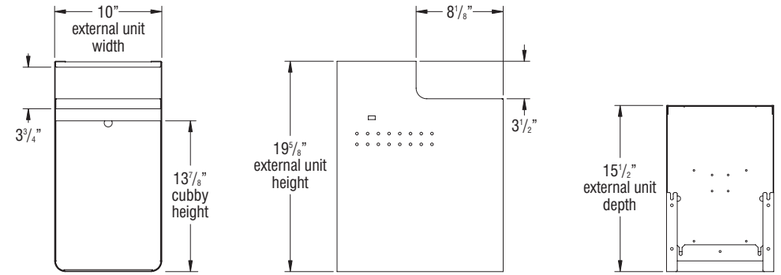

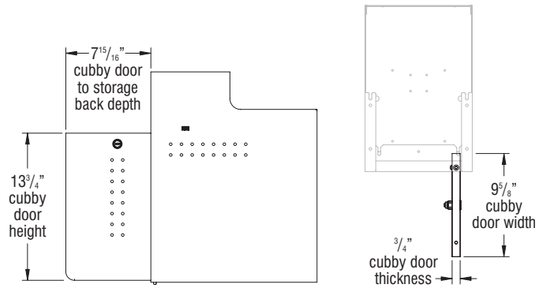

Note: When mounted under a 29" high table with $1^{3}/_{16}$" thick worksurface, there is 8" clearance under the Bobbr unit.

Bobbr™ Undermount Storage
General Information

DIMENSIONS - Internal Unit Dimensions

Fixed Shelf

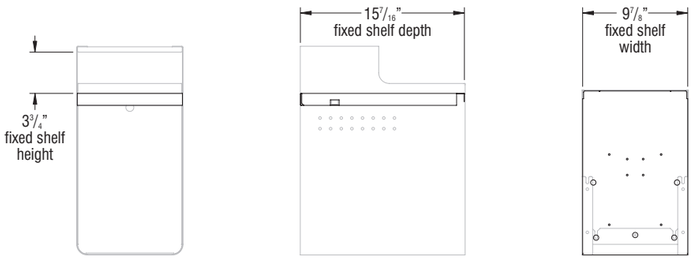

(front view) (side view) (top view)

Note: These dimensions are for the unit only, components under the desk worksurface may reduce these values.

Drawers

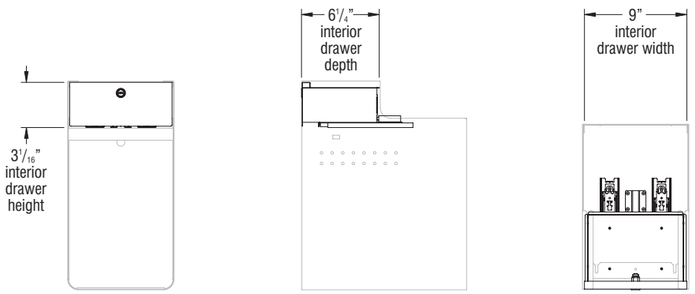

(front view) (side view) (top view)

Note: When a door is added, the usable depth behind the door is 13 3/4".

Hanging Shelf

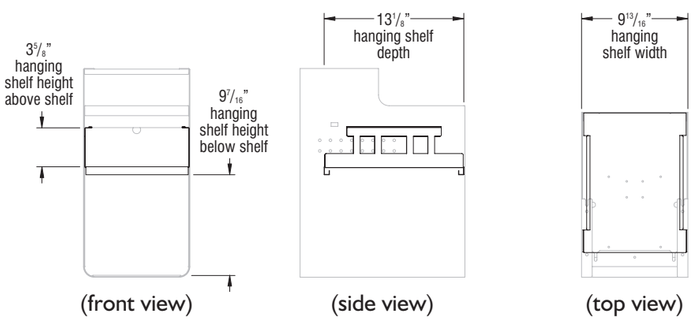

(front view) (side view) (top view)

STATEMENT OF LINE

Bobbr Storage Unit

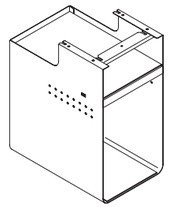

Bobbr Open Top Shelf &
Open Cubby Undermount Storage
BOBR10162000

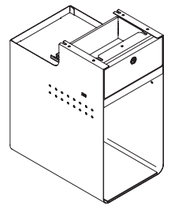

Bobbr Top Drawer &
Open Cubby Undermount Storage
BOBR101620D0

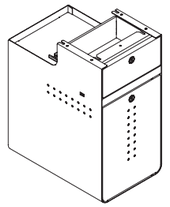

Bobbr Top Drawer & Cubby
with Door Undermount Storage
BOBR101620DC

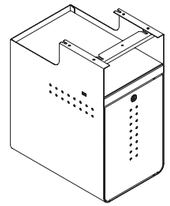

Bobbr Top Shelf & Cubby
with Door Undermount Storage
BOBR1016200C

Accessories



1" Hook

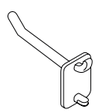

2" Hook

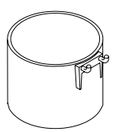

4" Cup

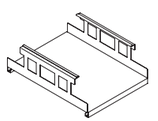

Hanging Metal Shelf

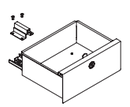

Top Drawer Kit

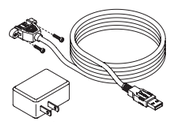

USB-A Cable with
10.5-watt Power Converter

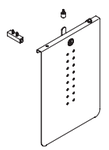

Cubby Door Kit

Bobbr™ Undermount Storage
Product Color Options

Bobbr™ Undermount Storage
Product Color Options

Shell Paint Color

Black	BL
Blue Grey	GR
Bronze Metallic	ZM
Cayenne	CY
Champagne Metallic	CM
Cool Grey	CG
Cottonwood	CO
Earthen Clay	EY
Espresso Metallic	EX
Everglade Shade	EV
Flannel	FN
Glitz Metallic	GZ
Hazy Jade	HJ
Honey Bee	HY
Light Tone	LG
Mardi Gras	MG
Misty Brown	MY
Nemo	NE
Nordic	ND
Poppy Red	PR
Purple Haze	PH
Rubber Ducky	RK
Sand	SA
Sky Blue	SK
Starlight Silver Metallic	SX
Surf's Up	SP
Twilight Shadow	TI
Ultra Blue	UB
Warm Grey	WG
Zesty Lime	ZL

Door/Drawer Paint Color

Black	FBL
Blue Grey	FGR
Bronze Metallic	FZM
Cayenne	FCY
Champagne Metallic	FCM
Cool Grey	FCG
Cottonwood	FCO
Earthen Clay	FEY
Espresso Metallic	FEX
Everglade Shade	FEV
Flannel	FFN
Glitz Metallic	FGZ
Hazy Jade	FHJ
Honey Bee	FHY
Light Tone	FLG
Mardi Gras	FMG
Misty Brown	FMY
Nemo	FNE
Nordic	FND
Poppy Red	FPR
Purple Haze	FPH
Rubber Ducky	FRK
Sand	FSA
Sky Blue	FSK
Starlight Silver Metallic	FSX
Surf's Up	FSP
Twilight Shadow	FTI
Ultra Blue	FUB
Warm Grey	FWG
Zesty Lime	FZL

Lock Color

Black	BLL
Satin Chrome	SCL

Accessories Paint Color

Black	BL
Blue Grey	GR
Bronze Metallic	ZM
Cayenne	CY
Champagne Metallic	CM
Cool Grey	CG
Cottonwood	CO
Earthen Clay	EY
Espresso Metallic	EX
Everglade Shade	EV
Flannel	FN
Glitz Metallic	GZ
Hazy Jade	HJ
Honey Bee	HY
Light Tone	LG
Mardi Gras	MG
Misty Brown	MY
Nemo	NE
Nordic	ND
Poppy Red	PR
Purple Haze	PH
Rubber Ducky	RK
Sand	SA
Sky Blue	SK
Starlight Silver Metallic	SX
Surf's Up	SP
Twilight Shadow	TI
Ultra Blue	UB
Warm Grey	WG
Zesty Lime	ZL

Finish Cards
View color swatches for items listed within this document.

Paints **Wood/Veneer** **Molded Edges** **Hard Plastics**
Plastics/Poly **Laminates** **Edge Styles** **Glass**

Certain options referenced may not be available on GSA Schedule.

Bobbr™ Undermount Storage
Storage Units

Bobbr™ Undermount Storage
Storage Units

	MODEL	W x D x H	MODEL NUMBER: Basic Model	Shell Color	Door/Drawer Front Color	Lock Option	Lock Color	USB Power	Approx. Packaged Weight	Delivered Pricing
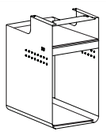 BOBR	**Open Top Shelf and Open Cubby** • Mounts directly on underside of work-surface • Perforated hole pattern on body allows for usage of standard peg accessories • Not compatible with Toggle® and Work-Up® wire management troughs • Fixed shelf and bottom of cubby are felt lined	10 x 15.5 x 19.63”	BOBR10162000	□□				□□□	23.0#	$ 308
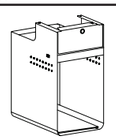 BOBR	**Top Drawer and Open Cubby** • Mounts directly on underside of work-surface • Perforated hole pattern on body allows for usage of standard peg accessories • Lockable drawer is push to open • Not compatible with Toggle® and Work-Up® wire management troughs • Drawer and bottom of cubby are felt lined	10 x 15.5 x 19.63”	BOBR101620D0	□□	□□□	□□□	□□□	□□□	26.0#	$ 462
			Ⓐ	Ⓑ	Ⓒ	Ⓓ	Ⓔ	Ⓕ		

HOW TO ORDER

Indicate the following information on order form:
1. Quantity of each item.
2. Model number, including options. See “How To Build a Model Number”.
3. Any special service required.

Note: • The □ indicates that a choice is required.
- The absence of the □ indicates that no choice is required.
- Alpha-numeric characters in place of □ indicate that no other alternatives are available.

HOW TO BUILD A MODEL NUMBER

Ⓐ Select basic model.

Ⓑ Select shell color.
Refer to the **Product Color Options** page in this price list.

Ⓒ Select door/drawer color.
Refer to the **Product Color Options** page in this price list.

Ⓓ Select lock option.

KS	- Key standard
NLC	- No lock core
KA	- Key alike

Ⓔ Select lock color.
Refer to the **Product Color Options** page in this price list.

Ⓕ Select USB power.

NUSB	- No USB power
USB	- USB power; add $62

SPECIAL SERVICES

Special Carton Marking

With specially marked information	N/C

Shipping
Ships **assembled, FOB Pembroke, ON K8A 0E1, freight prepaid.** Freight class 100.

Specifications and prices are subject to change without prior notice.

Bobbr™ Undermount Storage
Storage Units

Bobbr™ Undermount Storage
Storage Units

	MODEL	W x D x H	MODEL NUMBER: Basic Model	Hinge Location	Shell Color	Door/Drawer Front Color	Lock Option	Lock Color	USB Power	Approx. Packaged Weight	Delivered Pricing
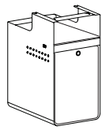 BOBR	**Open Top Shelf and Cubby with Door** • Mounts directly on underside of work-surface • Perforated hole pattern on body and door allows for usage of standard peg accessories • Lockable cubby door is push to open • Door hand is determined by hinge location (e.g. right doors are hinged on right side) • Not compatible with Toggle® and Work-Up® wire management troughs • Fixed shelf and bottom of cubby are felt lined	10 x 15.5 x 19.63”	BOBR101620OC	☐	☐☐	☐☐☐	☐☐☐	☐☐☐	☐☐☐	25.0#	$ 432
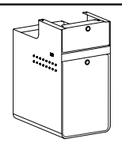 BOBR	**Top Drawer and Cubby with Door** • Mounts directly on underside of work-surface • Perforated hole pattern on body and door allows for usage of standard peg accessories • Lockable drawer and cubby door are push to open • Door hand is determined by hinge location (e.g. right doors are hinged on right side) • Not compatible with Toggle® and Work-Up® wire management troughs • Drawer and bottom of cubby are felt lined	10 x 15.5 x 19.63”	BOBR101620DC	☐	☐☐	☐☐☐	☐☐☐	☐☐☐	☐☐☐	28.0#	$ 555
			Ⓐ	Ⓑ	Ⓒ	Ⓓ	Ⓔ	Ⓕ	Ⓖ		

HOW TO ORDER

Indicate the following information on order form:
1. Quantity of each item.
2. Model number, including options. See “How To Build a Model Number”.
3. Any special service required.

Note: • The ☐ indicates that a choice is required.
- The absence of the ☐ indicates that no choice is required.
- Alpha-numeric characters in place of ☐ indicate that no other alternatives are available.

HOW TO BUILD A MODEL NUMBER

Ⓐ Select basic model.

Ⓑ Selection hinge location.

L	- Hinged left
R	- Hinged right

Ⓒ Select shell color.
Refer to the **Product Color Options** page in this price list.

Ⓓ Select door/drawer color.
Refer to the **Product Color Options** page in this price list.

Ⓔ Select lock option.

KS	- Key standard
NLC	- No lock core
KA	- Key alike

Ⓕ Select lock color.
Refer to the **Product Color Options** page in this price list.

Ⓖ Select USB power.

NUSB	- No USB power
USB	- USB power; add $62

SPECIAL SERVICES

Special Carton Marking

With specially marked information N/C

Shipping

Ships **assembled, FOB Pembroke, ON K8A 0E1, freight prepaid.** Freight class 100.

Specifications and prices are subject to change without prior notice.

Bobbr™ Undermount Storage
Accessories

Bobbr™ Undermount Storage
Accessories

	MODEL	MODEL NUMBER: Basic Model	Paint Color	Lock Option	Lock Color	Approx. Packaged Weight	Delivered Pricing
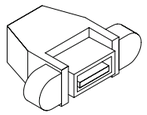 BBRA	**USB** • Provides a USB type A port for Bobbr unit • 6' cable and included 10W power supply • Module and cord are black • Can be installed on left or right side of Bobbr unit into pre-existing hole	USBA				2.0#	$ 62
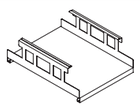 BBRA	**Hanging Metal Shelf** • Internal removable hanging metal shelf provides extra storage • Integrated flanges allow hanging folders to be stored underneath it	MSHELF	☐☐			4.0#	$ 73
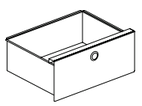 BBRA	**Top Drawer Kit** • Allows a drawer to be added to the open shelf on top of Bobbr unit • Drawer is fastened using pop rivets • Includes drawer, felt lining and 2 drawer slides	DRAWER	☐☐	☐☐☐	☐☐☐	5.0#	$ 148
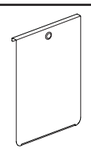 BBRA	**Cubby Door Kit** • Allows a door to be added in the lower cubby of Bobbr unit • Door can be installed in a left- or right-hand orientation	CUPBOARD	☐☐	☐☐☐	☐☐☐	4.0#	$ 111
		Ⓐ	Ⓑ	Ⓒ	Ⓓ		

HOW TO ORDER

Indicate the following information on order form:
1. Quantity of each item.
2. Model number, including options. See "How To Build a Model Number".
3. Any special service required.

Note: • The ☐ indicates that a choice is required.
- The absence of the ☐ indicates that no choice is required.
- Alpha-numeric characters in place of ☐ indicate that no other alternatives are available.

HOW TO BUILD A MODEL NUMBER

Ⓐ Select basic model.

Ⓑ Select paint color.
Refer to the **Product Color Options** page in this price list.

Ⓒ Select lock option.

KS	- Key standard
NLC	- No lock core
KA	- Key alike

Ⓓ Select lock color.
Refer to the **Product Color Options** page in this price list.

SPECIAL SERVICES

Special Carton Marking

With specially marked information	N/C

Shipping
Ships **assembled, FOB Pembroke, ON K8A 0E1, freight prepaid.** Freight class 100.

Specifications and prices are subject to change without prior notice.

Bobbr™ Undermount Storage
Peg Accessories

Bobbr™ Undermount Storage
Peg Accessories

	MODEL		MODEL NUMBER Basic Model	Approx. Packaged Weight	Delivered Pricing
	**1" Hook** • Clear 1" long acrylic hook • 5 lb. capacity • Can be positioned on Bobbr unit peg-board holes located on side of body and cubby door		2.KP41086	1.0#	$ 15
HRDPT					
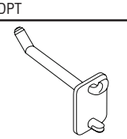	**2" Hook** • Clear 2" long acrylic hook • 10 lb. capacity • Can be positioned on Bobbr unit peg-board holes located on side of body and cubby door		2.KP41087	1.0#	$ 17
HRDPT					
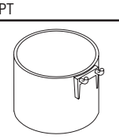	**4" Cup** • Clear acrylic cup • Provides storage for small office supplies to keep close at hand • Can be positioned on Bobbr unit peg-board holes located on side of body and cubby door	3.75"x3.25"	2.KP41088	1.0#	$ 37
HRDPT					
			Ⓐ		

HOW TO ORDER

Indicate the following information on order form:
1. Quantity of each item.
2. Model number, including options. See "How To Build a Model Number".
3. Any special service required.

Note: • The ☐ indicates that a choice is required.
- The absence of the ☐ indicates that no choice is required.
- Alpha-numeric characters in place of ☐ indicate that no other alternatives are available.

HOW TO BUILD A MODEL NUMBER

Ⓐ Select basic model.

SPECIAL SERVICES

Special Carton Marking

With specially marked information N/C

Shipping

Ships **assembled, FOB Pembroke, ON K8A 0E1, freight prepaid.** Freight class 100.

Specifications and prices are subject to change without prior notice.

1330 Bellevue Street
P.O. Box 8100
Green Bay, WI 54308-8100
800.424.2432
ki.com

KI and Furnishing Knowledge are registered
trademarks of Krueger International, Inc.

© 2020 Krueger International, Inc.
All Rights Reserved.
Code KI-PLW-000485/KI/PDF

Furnishing Knowledge®

CAFÉWAY®
CAFETERIA TABLES

PRICE LIST
October 29, 2014
Updated October 3, 2022

800.424.2432

Contents

Refer to KI Terms & Conditions document or visit ki.com.

Contents

Refer to KI Terms & Conditions document or visit ki.com.

CafeWay® Cafeteria Tables
Product Color Options 3

CafeWay® Rectangular Tables with Benches
General Information 4

CafeWay® Cafeteria Tables
Rectangular Tables with Benches (Freight Excluded) 5
Rectangular Tables with Benches (Delivered) 6

CafeWay® Rectangular Tables with Stools
General Information 7

CafeWay® Cafeteria Tables
Rectangular Tables with Stools (Freight Excluded) 8
Rectangular Tables with Stools (Delivered) 9

CafeWay® Round Tables
General Information 10

CafeWay® Cafeteria Tables
Round Tables (Freight Excluded) 13
Round Tables (Delivered) 14
Round Tables (Freight Excluded) 15
Round Tables (Delivered) 16
Round-Wheelchair Accessible Tables (Freight Excluded) 17
Round-Wheelchair Accessible Tables (Delivered) 18

CafeWay® Octagonal Tables
General Information 19

CafeWay® Cafeteria Tables
Octagonal Tables with Stools (Freight Excluded) 20
Octagonal Tables with Stools (Delivered) 21

CafeWay® Racetrack Tables
General Information 22

CafeWay® Cafeteria Tables
Racetrack Tables with Stools (Freight Excluded) 25
Racetrack Tables with Stools (Delivered) 26
Racetrack Tables with Benches/Stools (Freight Excluded) 27
Racetrack Tables with Benches/Stools (Delivered) 28
Racetrack-Wheelchair Accessible Tables (Freight Excluded) 29
Racetrack-Wheelchair Accessible Tables (Delivered) 30

CafeWay® Cafeteria Tables
Product Color Options

CafeWay® Cafeteria Tables
Product Color Options

Table Surface

Belair	LBQ
Biltmore Cherry	LBT
Black	LBK
Brighton Walnut	LBW
Canyon Zephyr	LCA
Castle Oak	LCO
Casual Linen	LCU
Cherry Storm	LCX
Classic Linen	LCI
Cloud Zephyr	LCL
Cocobala	LCC
Crisp Linen	LRI
Desert Zephyr	LDZ
Dove Grey	LDG
Fired Steel	LIL
Flax Linen	LXF
Florence Walnut	LFC
Forged Steel	LOL
Friston Ash	LFH
Frosty White	LFW
Graphite Nebula	LGN
Grey	LGE
High Rise	LHE
Hollyberry	LHY
Irish Linen	LIH
Island	LID
Italian Silver Ash	LIT
Kensington Maple	LKM
Lapis Blue	LLB
Markerboard White	LMK
Misted Zephyr	LMR
Monticello Maple	LMT
Nickel Evolv	LNV
North Sea	LNA
Ocean	LON
Pearl Bisque	LPB
Pearl Silver	LPS
Pressed Linen	LPR
River Cherry	LRY
Rugged Linen	LRG
Satin Stainless	LSS
Shadow Zephyr	LSR
Silicon evolv	LSV
Sterling Ash	LAZ
Tailored Linen	LTL
Titanium evolv	LTV
White Nebula	LWL
White Sand	LWN
Windsor Mahogany	LWY

Bench Surface

Belair	BLBQ
Biltmore Cherry	BLBT
Black	BLBK
Brighton Walnut	BLBW
Canyon Zephyr	BLCA
Castle Oak	BLCO
Casual Linen	BLCU
Cherry Storm	BLCX
Classic Linen	BLCI
Cloud Zephyr	BLCL
Cocobala	BLCC
Crisp Linen	BLRI
Desert Zephyr	BLDZ
Dove Grey	BLDG
Fired Steel	BLIL
Flax Linen	BLXF
Florence Walnut	BLFC
Forged Steel	BLOL
Friston Ash	BLFH
Frosty White	BLFW
Graphite Nebula	BLGN
Grey	BLGE
High Rise	BLHE
Hollyberry	BLHY
Irish Linen	BLIH
Island	BLID
Italian Silver Ash	BLIT
Kensington Maple	BLKM
Lapis Blue	BLLB
Markerboard White	BLMK
Misted Zephyr	BLMR
Monticello Maple	BLMT
Nickel Evolv	BLNV
North Sea	BLNA
Ocean	BLON
Pearl Bisque	BLPB
Pearl Silver	BLPS
Pressed Linen	BLPR
River Cherry	BLRY
Rugged Linen	BLRG
Satin Stainless	BLSS
Shadow Zephyr	BLSR
Silicon Evolv	BLSV
Sterling Ash	BLAZ
Tailored Linen	BLTL
Titanium Evolv	BLTV
White Nebula	BLWL
White Sand	BLWN
Windsor Mahogany	BLWY

Table Edge Color for SY Edge Style

Black-Carbon edge	ESCN

Table Edge Color for MC Edge Style

Black-Onyx edge	EUOX

Bench Edge Color for SY Edge Style

Black-Carbon bench edge	BESCN

Bench Edge Color for MC Edge Style

Black-Onyx bench edge	BEUOX

Stool Color - Polypropylene

Black	PBL
Blue Grey	PGR
Cayenne	PCY
Cool Grey	PCG
Earthen Clay	PEY
Everglade Shade	PEV
Hazy Jade	PHJ
Honey Bee	PHY
Light Tone	PLG
Mardi Gras	PMG
Misty Brown	PMY
Nemo	PNE
Nordic	PND
Purple Haze	PPH
Rubber Ducky	PRK
Sand	PSA
Surf's Up	PSP
Twilight Shadow	PTI
Ultra Blue	PUB
Zesty Lime	PZL

Frame Color

Chrome	CH
Raven	RV

Finish Cards
View color swatches for items listed within this document.

Paints **Wood/Veneer** **Molded Edges** **Hard Plastics**
Plastics/Poly **Laminates** **Edge Styles** **Glass**

Certain options referenced may not be available on GSA Schedule.

CafeWay® Rectangular Tables with Benches
General Information



Rectangular w/Benches



Rectangular w/Benches - Folded

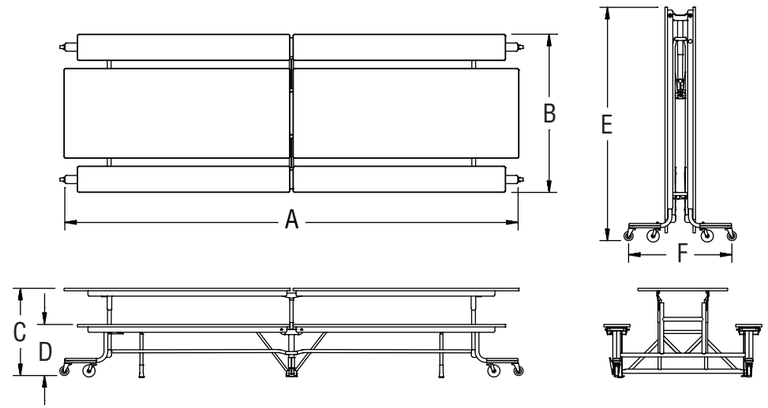

Model#	A	B	C	D	E	F
ECTRG2912BE 4 benches	146"	55"	29"	17"	76"	33"
ECTRG2712BE 4 benches	146"	55"	27"	17"	76"	33"
ECTRG2910BE 4 benches	122"	55"	29"	17"	64"	33"
ECTRG2710BE 4 benches	122"	55"	27"	17"	64"	33"
ECTRG2908BE 4 benches	98"	55"	29"	17"	52"	33"
ECTRG2708BE 4 benches	98"	55"	27"	17"	52"	33"

Seating Capacity:				
Model#	Max Child	Rec. Child	Max Adult	Rec. Adult
ECTRG2912BE 4 benches	20	16	16	12
ECTRG2712BE 4 benches	20	16	16	12
ECTRG2910BE 4 benches	16	12	12	8
ECTRG2710BE 4 benches	16	12	12	8
ECTRG2908BE 4 benches	12	12	8	8
ECTRG2708BE 4 benches	12	12	8	8

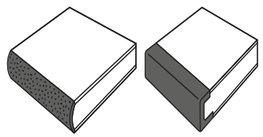

Sprayed edge (SY) Urethane edge (MC)

SPECIFICATIONS

CaféWay® Overview
Tables shall be listed with Underwriters Laboratories in compliance with their testing for folding rollaway tables.

Lift Mechanism and Table Undercarriage
All critical parts at the pivot points are attached to the unitized steel frame. Steel latches are automatic in both the storage and in-use positions and are located so that they cannot be accidentally opened or knocked out of adjustment. Down latch is field-adjustable. Compression springs provide significant lift assistance and controlled down-placement and are capable of holding the table in the semi-open position throughout its range of motion for safety and easy floor cleaning. Anti-tip 3" casters allow table to be folded flat (parallel tops) for safety during transport and for minimum storage space requirement. The device is permanent, fixed, non-adjustable and cannot be disabled. The anti-tip 3" casters do not contact the floor during normal operation, but assist in rolling the table over doorway thresholds or other obstructions. All legs are robotically welded for continued consistent quality assurance.

Table Tops and Benches
Table top and bench shall be constructed of 3/4" thick 3M grade particleboard (sprayed or molded edge) shall have a 1/2" corner radius. Table top and bench are laminated with a .030 high-pressure laminate sheet for superior abrasion resistance. Laminates shall meet or exceed NEMA standards. A .028" phenolic backer is bonded to the bottom of the table core for stability and moisture resistance. Thickness shall be .808 +/- .004". Table top and bench are secured to frame with #10 x 3/4" screws, 9" on centers.

Edges
Table top edges shall be finished as either sprayed or molded urethane. Sprayed Edge (SY) - Edges are sealed and finished with sprayed-on black polyurea edge treatment that provides superior resistance to moisture, eliminates unsanitary food traps and is extremely tamper resistant. Molded Urethane Edge (MC) - Edges shall be made of 1/4" thick by 3/4" high, cast black polyurethane that is mechanically and chemically bonded to the table core and chemically bonded to the laminate surface
edges to provide a superior, permanently sealed barrier to moisture, dirt and bacteria penetration.

Frames
Self-supporting MIG welded, unitized frame design. Hinge plates and hinges are 11-gauge steel. Low profile 1-3/4" 16-gauge aprons with full 180-degree hem have effective strength of 11-gauge steel and provide maximum clearance under the top. Center leg assemblies are 16-gauge 1",1-9/16 " and 1-3/8" steel tubing. Grade 5 hex machine bolts with aircraft-type lock nuts are used at all assembly points. Nylon bushings are included at all critical pivots points for ease of operation.

Frame Finishes
Frames shall be finished as either powdercoat or chrome. Powdercoat Finish - All metal parts are thoroughly cleaned to resist corrosion and provide maximum paint adhesion, finished with high-grade electrostatically applied baked-on epoxy powdercoat for superior resistance to abrasion, marring, and scratching. The metal finish shall be baked-on lightly textured polyester powdercoat. Chrome Finish - Chrome plating is available on leg sets touching the ground.

Casters
Table rolls on four 4" diameter x 1¼" wide Poly II gray rubber, non-marking, ball-bearing swivel casters.
Poly II rubber wheels provide excellent floor protection, abrasion resistance, impact strength, quiet operation, and rolling ease. Casters are resistant to water, oil and most acids and chemicals.

INFORMATION

Warranty
Refer to KI Terms & Conditions document or visit ki.com

CafeWay® Cafeteria Tables

Rectangular Tables with Benches (Freight Excluded)

CafeWay® Cafeteria Tables

Rectangular Tables with Benches (Freight Excluded)



ECRCB

Rectangular Tables with Benches

- Tables ship blanket wrapped as standard
- Orders picked up or shipments outside continental US require pallet upcharge. Contact KI Customer Service
- Safety latches automatically lock the table in either the up or down position
- Compression springs provide smooth controlled lift assistance
- Self adjusting support legs are spring loaded to ensure contact with the floor while the table is in the down position
- Outrigger casters enable tables to fold flat and nest to minimize the table's storage footprint while still exceeding UL tip over requirements: (6) Tables will store in less than a 5' x 8' footprint
- Table tops extend past the outrigger casters to accommodate end to end table layouts without caster interference
- Two edge styles available on table tops and benches ONLY (SY) sprayed edge and (MC) molded urethane edge

MODEL	H x L x W	MODEL NUMBER: Basic Model	Table/ Bench Edge Style	Table Surface	Table/ Bench Edge Color	Bench Surface	Frame Color	Approx. Packaged Weight	Sprayed Edge (SY)	Urethane Edge (MC)
	29 x 144 x 30"	ECTRG2912BE	□□	□□□	□□□□	□□□□	□□	314.0#	$ 3606	$ 3937
	27 x 144 x 30"	ECTRG2712BE	□□	□□□	□□□□	□□□□	□□	314.0#	3606	3937
	29 x 120 x 30"	ECTRG2910BE	□□	□□□	□□□□	□□□□	□□	279.0#	3491	3824
	27 x 120 x 30"	ECTRG2710BE	□□	□□□	□□□□	□□□□	□□	279.0#	3491	3824
	29 x 96 x 30"	ECTRG2908BE	□□	□□□	□□□□	□□□□	□□	237.0#	3390	3722
	27 x 96 x 30"	ECTRG2708BE	□□	□□□	□□□□	□□□□	□□	237.0#	3390	3722
			Ⓐ	Ⓑ	Ⓒ	Ⓓ	Ⓔ	Ⓕ		

HOW TO ORDER

Indicate the following information on order form:
1. Quantity of each item.
2. Model number, including options. See "How To Build a Model Number".
3. Any special service required.

Note: • The □ indicates that a choice is required.
- The absence of the □ indicates that no choice is required.
- Alpha-numeric characters in place of □ indicate that no other alternatives are available.

HOW TO BUILD A MODEL NUMBER

Ⓐ Select basic model.

Ⓑ Select table/bench edge style.

SY	- Sprayed Edge
MC	- Urethane edge

Ⓒ Select table surface finish.
Refer to the **Product Color Options** page in this price list.

Ⓓ Select table/bench edge color.
Refer to the **Product Color Options** page in this price list.
Edge color offerings are based on edge style selections.

Ⓔ Select bench surface.
Refer to the **Product Color Options** page in this price list.

Ⓕ Select frame color.
Refer to the **Product Color Options** page in this price list.
**Undercarriage remains black with any choice
**Chrome Upcharge ; add $488

INFORMATION

Sprayed Edge

Sprayed Edge (SY) is textured, which may result in surface variations that fall within an acceptable range.

Delivery Note

At the time of order acknowledgement the customer will be acknowledged the week their product will deliver. A delivery appointment will be made approximately 1 to 2 weeks prior to the week of delivery by one of KI's carrier partners. In some situations, specific delivery date and time requests may result in additional charges.

SPECIAL SERVICES

Special Carton Marking

With specially marked information	N/C

Shipping

Ships **assembled, FOB Elkhorn, WI 53121, freight excluded.** Freight class 200.

Specifications and prices are subject to change without prior notice.

CafeWay® Cafeteria Tables

Rectangular Tables with Benches (Delivered)

CafeWay® Cafeteria Tables
Rectangular Tables with Benches (Delivered)



ECRCB

MODEL	H x L x W	MODEL NUMBER: Basic Model	Table/ Bench Edge Style	Table Surface	Table/ Bench Edge Color	Bench Surface	Frame Color	Approx. Packaged Weight	Sprayed Edge (SY)	Urethane Edge (MC)
Rectangular Tables with Benches • Tables ship blanket wrapped as standard • Orders picked up or shipments outside continental US require pallet upcharge. Contact KI Customer Service • Safety latches automatically lock the table in either the up or down position • Compression springs provide smooth controlled lift assistance • Self adjusting support legs are spring loaded to ensure contact with the floor while the table is in the down position • Outrigger casters enable tables to fold flat and nest to minimize the table's storage footprint while still exceeding UL tip over requirements: (6) Tables will store in less than a 5' x 8' footprint • Table tops extend past the outrigger casters to accommodate end to end table layouts without caster interference • Two edge styles available on table tops and benches ONLY (SY) sprayed edge and (MC) molded urethane edge	29 x 144 x 30"	ECTRG2912BE	□□	□□□	□□□□	□□□□	□□	314.0#	$ 4255	$ 4645
	27 x 144 x 30"	ECTRG2712BE	□□	□□□	□□□□	□□□□	□□	314.0#	4255	4645
	29 x 120 x 30"	ECTRG2910BE	□□	□□□	□□□□	□□□□	□□	279.0#	4122	4514
	27 x 120 x 30"	ECTRG2710BE	□□	□□□	□□□□	□□□□	□□	279.0#	4122	4514
	29 x 96 x 30"	ECTRG2908BE	□□	□□□	□□□□	□□□□	□□	237.0#	4000	4393
	27 x 96 x 30"	ECTRG2708BE	□□	□□□	□□□□	□□□□	□□	237.0#	4000	4393
		Ⓐ	Ⓑ	Ⓒ	Ⓓ	Ⓔ	Ⓕ			

HOW TO ORDER

Indicate the following information on order form:
1. Quantity of each item.
2. Model number, including options. See "How To Build a Model Number".
3. Any special service required.

Note: • The □ indicates that a choice is required.
- The absence of the □ indicates that no choice is required.
- Alpha-numeric characters in place of □ indicate that no other alternatives are available.

HOW TO BUILD A MODEL NUMBER

Ⓐ Select basic model.

Ⓑ Select table/bench edge style.

SY	- Sprayed Edge
MC	- Urethane edge

Ⓒ Select table surface finish.
Refer to the **Product Color Options** page in this price list.

Ⓓ Select table/bench edge color.
Refer to the **Product Color Options** page in this price list.
Edge color offerings are based on edge style selections.

Ⓔ Select bench surface.
Refer to the **Product Color Options** page in this price list.

Ⓕ Select frame color.
Refer to the **Product Color Options** page in this price list.
**Undercarriage remains black with any choice
**Chrome Upcharge ; add $580

INFORMATION

Sprayed Edge
Sprayed Edge (SY) is textured, which may result in surface variations that fall within an acceptable range.

Delivery Note
At the time of order acknowledgement the customer will be acknowledged the week their product will deliver. A delivery appointment will be made approximately 1 to 2 weeks prior to the week of delivery by one of KI's carrier partners. In some situations, specific delivery date and time requests may result in additional charges.

SPECIAL SERVICES

Special Carton Marking

With specially marked information	N/C

Shipping
Ships **assembled, FOB Elkhorn, WI 53121, freight prepaid.** Freight class 200.

Specifications and prices are subject to change without prior notice.

CafeWay® Rectangular Tables with Stools
General Information



Rectangular w/Stools



Rectangular w/Stools - Folded

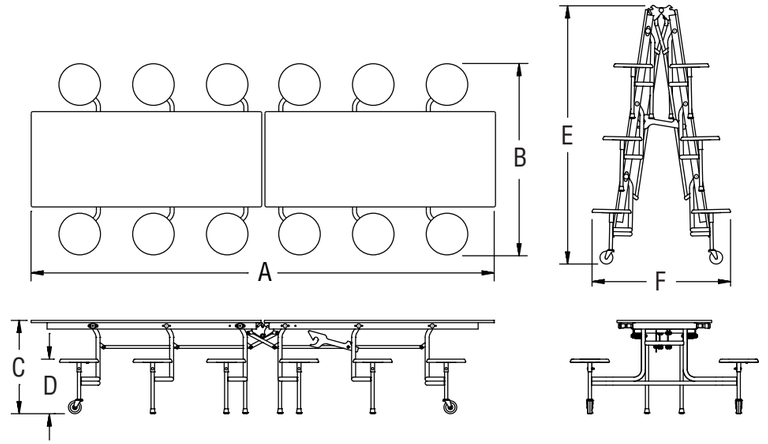

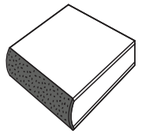

Sprayed edge (SY)

Model#	A	B	C	D	E	F
ECTRC291212PY 12 stools	144"	58"	29"	17"	82"	42-1/2"
ECTRC271212PY 12 stools	144"	58"	27"	15"	80"	42-1/2"
ECTRC291012PY 12 stools	120"	58"	29"	17"	71.9"	42-1/2"
ECTRC271012PY 12 stools	120"	58"	27"	15"	69.9"	42-1/2"
ECTRC290808PY 8 stools	96"	58"	29"	17"	59.9"	42-1/2"
ECTRC270808PY 8 stools	96"	58"	27"	15"	57.9"	42-1/2"

Recommended Seating Capacity:	
Model#	**Capacity**
ECTRC291212PY 12 stools	12
ECTRC271212PY 12 stools	12
ECTRC291012PY 12 stools	12
ECTRC271012PY 12 stools	12
ECTRC290808PY 8 stools	8
ECTRC270808PY 8 stools	8

SPECIFICATIONS

CaféWay® Overview
Tables shall be listed with Underwriters Laboratories in compliance with their testing for folding rollaway tables.

Lift Mechanism and Table Undercarriage
All critical parts at the pivot points are attached to the unitized steel frame. Steel latches are automatic in both the storage and in-use positions and are located so that they cannot be accidentally opened or knocked out of adjustment. Torsion springs in conjunction with torsion bars provide easy lifting throughout the complete operating range. Torsion bars are shot-peened to impart compressive strength and increase lifecycle. Torsion bars are epoxy e-coated to prevent rusting and extend usable life. Torsion bars have machined grooves at each end, which receive e-clips to lock in position and prevent lateral movement. All legs are robotically welded for continued consistent quality assurance.

Table Tops
Table top shall be constructed of 5/8" thick 3M particleboard. Table top (sprayed or molded edge) shall have a ½" corner radius. Table top is laminated with a .030 high-pressure laminate sheet for superior abrasion resistance. Laminates shall meet or exceed NEMA standards. A .028" phenolic backer is bonded to the bottom of the table core for stability and moisture resistance. Thickness shall be .808 +/- .004". Top is secured to frame with #10 x 5/8" screws, 9" on centers.

Stools
13" diameter, high-impact polypropylene shall be of heavy-duty construction with ribs to reinforce points of stress and rolled edges for comfort and strength. Top shall be textured and color must permeate stool. Stools are fastened directly on a 6" square 11-gauge steel place with eight #14 x 5/8" screws. This plate is welded to a 1" diameter, 14-gauge vertical tube. Seat columns contact floor directly with rubber-cushioned, molded-in steel washer and non-skid, non-marring end cap.

Edges
Table top edges shall be finished as either sprayed or molded urethane.
Sprayed Edge (SY) - Edges are sealed and finished with sprayed-on black polyurea edge treatment that provides superior resistance to moisture, eliminates unsanitary food traps, and is extremely tamper resistant.

Frames
Self-supporting MIG welded, unitized frame design uses 14-gauge 1" and 1¼" steel tubing. Lock plates are 7-gauge steel, laser cut to exact tolerances. Low profile 2" high, 14-gauge C-shaped aprons provide maximum top clearance. Grade 5 hex machine bolts with aircraft type lock nuts are used at all assembly points.

Frame Finishes
Frames shall be finished as either powdercoat or chrome.
Powdercoat Finish - All metal parts are thoroughly cleaned to resist corrosion and provide maximum paint adhesion, finished with high-grade electrostatically applied baked-on epoxy powdercoat for superior resistance to abrasion, marring, and scratching. The metal finish shall be baked-on lightly textured polyester powdercoat.
Chrome Finish - Chrome plating is available on leg sets touching the ground.

Casters
Table rolls on four 4" diameter x 1¼" wide Poly II gray rubber, non-marking, ball-bearing swivel casters. Poly II rubber wheels provide excellent floor protection, abrasion resistance, impact strength, quiet operation, and rolling ease. Casters are resistant to water, oil and most acids and chemicals.

INFORMATION

Warranty
Refer to KI Terms & Conditions document or visit ki.com

CafeWay® Cafeteria Tables

Rectangular Tables with Stools (Freight Excluded)

CafeWay® Cafeteria Tables
Rectangular Tables with Stools (Freight Excluded)

	MODEL	H x L x W	MODEL NUMBER Basic Model	Edge Style	Surface Finish	Surface Edge Color	Frame Color	Stool Color	Approx. Packaged Weight	Sprayed Edge (SY)
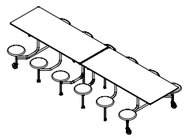 ECRCP	**Rectangular Tables with 12-Stools** • Tables ship blanket wrapped as standard • Orders picked up or shipments outside continental US require pallet upcharge. Contact KI Customer Service • Table and bases have a third caster for additional weight distribution • Center support legs assist with table top weight load distribution • Seat support bars run perpendicular to the table off the floor eliminating trip hazards • Large non-marking casters make folded table movement easy • Available in Sprayed edge (SY) only • Polypropylene stools have ribs to reinforce points of stress and are recyclable • Stools require assembly • Tops have 5/8" particle board core	29 x 144 x 30"	ECTRC291212PY	SY	□□□	□□□□	□□	□□□	270.0#	$ 3250
		27 x 144 x 30"	ECTRC271212PY	SY	□□□	□□□□	□□	□□□	270.0#	3250
		29 x 120 x 30"	ECTRC291012PY	SY	□□□	□□□□	□□	□□□	245.0#	3025
		27 x 120 x 30"	ECTRC271012PY	SY	□□□	□□□□	□□	□□□	245.0#	3025
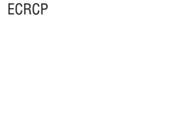 ECRCP	**Rectangular Tables with 8-Stools** • Tables ship blanket wrapped as standard • Orders picked up or shipments outside continental US require pallet upcharge. Contact KI Customer Service • Table and bases have a third caster for additional weight distribution • Center support legs assist with table top weight load distribution • Seat support bars run perpendicular to the table off the floor eliminating trip hazards • Large non-marking casters make folded table movement easy • Available in Sprayed edge (SY) only • Polypropylene stools have ribs to reinforce points of stress and are recyclable • Stools require assembly • Tops have 5/8" particle board core	29 x 96 x 30"	ECTRC290808PY	SY	□□□	□□□□	□□	□□□	225.0#	$ 2838
		27 x 96 x 30"	ECTRC270808PY	SY	□□□	□□□□	□□	□□□	225.0#	2838
			A	B	C	D	E	F		

HOW TO ORDER

Indicate the following information on order form:
1. Quantity of each item.
2. Model number, including options. See "How To Build a Model Number".
3. Any special service required.

Note: • The □ indicates that a choice is required.
- The absence of the □ indicates that no choice is required.
- Alpha-numeric characters in place of □ indicate that no other alternatives are available.

HOW TO BUILD A MODEL NUMBER

A Select basic model.

B Select edge style.
SY - Sprayed Edge

C Select surface finish.
Refer to the **Product Color Options** page in this price list.

D Select surface edge color.
Refer to the **Product Color Options** page in this price list.
Edge color offerings are based on edge style selections.

E Select frame color.
**Undercarriage remains black with any choice
**Chrome Upcharge ; add $488
Refer to the **Product Color Options** page in this price list.

F Select stool color.
Refer to the **Product Color Options** page in this price list.

INFORMATION

Sprayed Edge
Sprayed Edge (SY) is textured, which may result in surface variations that fall within an acceptable range.

Delivery Note
At the time of order acknowledgement the customer will be acknowledged the week their product will deliver. A delivery appointment will be made approximately 1 to 2 weeks prior to the week of delivery by one of KI's carrier partners. In some situations, specific delivery date and time requests may result in additional charges.

SPECIAL SERVICES

Special Carton Marking

With specially marked information	N/C

Shipping
Ships **assembled (stools require assembly), FOB Elkhorn, WI 53121, freight excluded.** Freight class 200.

Specifications and prices are subject to change without prior notice.

CafeWay® Cafeteria Tables

Rectangular Tables with Stools (Delivered)

CafeWay® Cafeteria Tables
Rectangular Tables with Stools (Delivered)

	MODEL	H x L x W	MODEL NUMBER Basic Model	Edge Style	Surface Finish	Surface Edge Color	Frame Color	Stool Color	Approx. Packaged Weight	Sprayed Edge (SY)
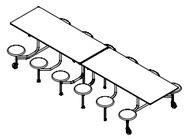 ECRCP	**Rectangular Tables with 12-Stools** • Tables ship blanket wrapped as standard • Orders picked up or shipments outside continental US require pallet upcharge. Contact KI Customer Service • Table and bases have a third caster for additional weight distribution • Center support legs assist with table top weight load distribution • Seat support bars run perpendicular to the table off the floor eliminating trip hazards • Large non-marking casters make folded table movement easy • Available in Sprayed edge (SY) only • Polypropylene stools have ribs to reinforce points of stress and are recyclable • Stools require assembly • Tops have 5/8" particle board core	29 x 144 x 30"	ECTRC291212PY	SY	□□□	□□□□	□□	□□□	270.0#	$ 3836
		27 x 144 x 30"	ECTRC271212PY	SY	□□□	□□□□	□□	□□□	270.0#	3836
		29 x 120 x 30"	ECTRC291012PY	SY	□□□	□□□□	□□	□□□	245.0#	3571
		27 x 120 x 30"	ECTRC271012PY	SY	□□□	□□□□	□□	□□□	245.0#	3571
 ECRCP	**Rectangular Tables with 8-Stools** • Tables ship blanket wrapped as standard • Orders picked up or shipments outside continental US require pallet upcharge. Contact KI Customer Service • Table and bases have a third caster for additional weight distribution • Center support legs assist with table top weight load distribution • Seat support bars run perpendicular to the table off the floor eliminating trip hazards • Large non-marking casters make folded table movement easy • Available in Sprayed edge (SY) only • Polypropylene stools have ribs to reinforce points of stress and are recyclable • Stools require assembly • Tops have 5/8" particle board core	29 x 96 x 30"	ECTRC290808PY	SY	□□□	□□□□	□□	□□□	225.0#	$ 3349
		27 x 96 x 30"	ECTRC270808PY	SY	□□□	□□□□	□□	□□□	225.0#	3349
			Ⓐ	Ⓑ	Ⓒ	Ⓓ	Ⓔ	Ⓕ		

HOW TO ORDER

Indicate the following information on order form:
1. Quantity of each item.
2. Model number, including options. See "How To Build a Model Number".
3. Any special service required.

Note: • The □ indicates that a choice is required.
- The absence of the □ indicates that no choice is required.
- Alpha-numeric characters in place of □ indicate that no other alternatives are available.

HOW TO BUILD A MODEL NUMBER

Ⓐ Select basic model.

Ⓑ Select edge style.
SY - Sprayed Edge

Ⓒ Select surface finish.
Refer to the **Product Color Options** page in this price list.

Ⓓ Select surface edge color.
Refer to the **Product Color Options** page in this price list.
Edge color offerings are based on edge style selections.

Ⓔ Select frame color.
**Undercarriage remains black with any choice
**Chrome Upcharge ; add $580
Refer to the **Product Color Options** page in this price list.

Ⓕ Select stool color.
Refer to the **Product Color Options** page in this price list.

INFORMATION

Sprayed Edge
Sprayed Edge (SY) is textured, which may result in surface variations that fall within an acceptable range.

Delivery Note
At the time of order acknowledgement the customer will be acknowledged the week their product will deliver. A delivery appointment will be made approximately 1 to 2 weeks prior to the week of delivery by one of KI's carrier partners. In some situations, specific delivery date and time requests may result in additional charges.

SPECIAL SERVICES

Special Carton Marking

With specially marked information	N/C

Shipping
Ships **assembled (stools require assembly), FOB Elkhorn, WI 53121, freight prepaid.** Freight class 200.

Specifications and prices are subject to change without prior notice.

CafeWay® Round Tables
General Information



Round w/Stools



Round w/Stools - Folded

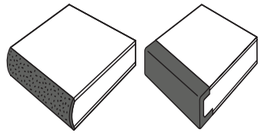

Sprayed edge (SY) Urethane edge (MC)

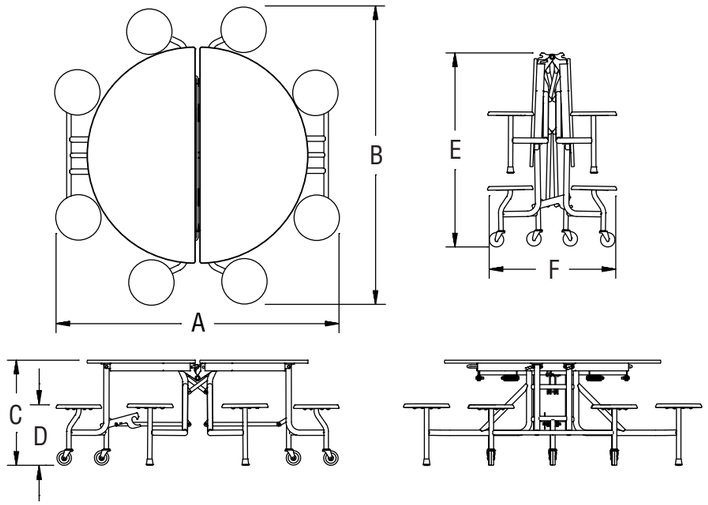

Model#	A	B	C	D	E	F
ECTRD290508PY 8 stools	79"	83"	29"	17"	52"	36"
ECTRD270508PY 8 stools	79"	83"	27"	15"	52"	36"

Recommended Seating Capacity:	
Model#	**Capacity**
ECTRD290508PY 8 stools	8
ECTRD270508PY 8 stools	8

SPECIFICATIONS

CaféWay® Overview
Tables shall be listed with Underwriters Laboratories in compliance with their testing for folding rollaway tables.

Lift Mechanism and Table Undercarriage
All critical parts at the pivot points are attached to the unitized steel frame. Steel latches are automatic in both the storage and in-use positions and are located so that they cannot be accidentally opened or knocked out of adjustment. Two-handed release mechanism protects fingers and hands during operation. Torsion bars assist in closing and opening tables. Torsion springs in conjunction with torsion bars provide easy lifting throughout the complete operating range. Torsion bars are shot-peened to impart compressive strength and increase lifecycle. Torsion bars are epoxy e-coated to prevent rusting and extend usable life. Torsion bars have machined grooves at each end, which receive e-clips to lock in position and prevent lateral movement. All legs are robotically welded for continued consistent quality assurance.

Table Tops and Benches
Table top and bench shall be constructed of 3/4" thick 3M particleboard. Table top and bench (sprayed or molded edge) shall have a 1/2" corner radius. Table top and bench are laminated with a .030 high-pressure laminate sheet for superior abrasion resistance. Laminates shall meet or exceed NEMA standards. A .028" phenolic backer is bonded to the bottom of the table core for stability and moisture resistance. Thickness shall be .808 +/- .004". Top is secured to frame with #10 x 3/4" screws, 9" on centers. Benches on end legs are mounted with eight #10 x 3/4" screws. Two additional bench-mounting brackets secure seat plate to bench with three #10 x 3/4" screws per bracket. Benches on mid-legs are secured to dual 15/8" high C-shaped 14-gauge aprons with #10 x 3/4" screws. Tubing is 1-3/8" OD 14-gauge and MIG welded to 1-5/16" 14-gauge tubing to form the bench attachment assembly, which is attached to the aprons using 5/16 -18" bolts and nylock nuts. Both bench attachment assemblies are inserted and anchored into the center leg assemblies with one 5/16 -18" bolt and nylock nut per down leg.

Stools
13" diameter, high-impact polypropylene shall be of heavy-duty construction with ribs to reinforce points of stress and rolled edges for comfort and strength. Top shall be textured and color must permeate stool. Stools are fastened directly on a 6" square 11-gauge steel plate with eight #14 x 5/8" screws. This plate is welded to a 1" diameter, 14-gauge vertical tube. Seat columns contact floor directly with rubber-cushioned, molded-in steel washer and non-skid, non-marring end cap.

Edges
Table top and bench edges shall be finished as either sprayed or molded urethane.
Sprayed Edge (SY) - Edges are sealed and finished with sprayed-on black polyurea edge treatment that provides superior resistance to moisture, eliminates unsanitary food traps, and is extremely tamper-resistant.
Molded Urethane Edge (MC) - Edges shall be made of 1/4" thick by 3/4" high, cast black polyurethane that is mechanically and chemically bonded to the table core and chemically bonded to the laminate surface edges to provide a superior, permanently sealed barrier to moisture, dirt and bacteria penetration.

Frames
Self-supporting MIG welded, unitized frame design uses 14-gauge 1",1¼", and 1½" steel tubing. Lock plates are 8-gauge steel, laser cut to exact tolerances. Low profile 2" high, 14-gauge C-shaped aprons provide maximum top clearance. Grade 5 hex machine bolts with aircraft-type lock nuts are used at assembly points and shoulder bolts are used at stretcher bar-to-leg connections.

Frame Finishes
Frames shall be finished as either powdercoat or chrome.
Powdercoat Finish - All metal parts are thoroughly cleaned to resist corrosion and provide maximum paint adhesion, finished with high-grade electrostatically applied baked-on epoxy powdercoat for superior resistance to abrasion, marring, and scratching. The metal finish shall be baked-on lightly textured polyester powdercoat.
Chrome Finish - Chrome plating is available on leg sets touching the ground.

Casters
Table rolls on six 4" diameter x 1-1/4" wide Poly II gray rubber, non-marking, ball-bearing swivel casters. Poly II rubber wheels provide excellent floor protection, abrasion resistance, impact strength, quiet operation, and rolling ease. Casters are resistant to water, oil and most acids and chemicals.

INFORMATION

Warranty
Refer to KI Terms & Conditions document or visit ki.com

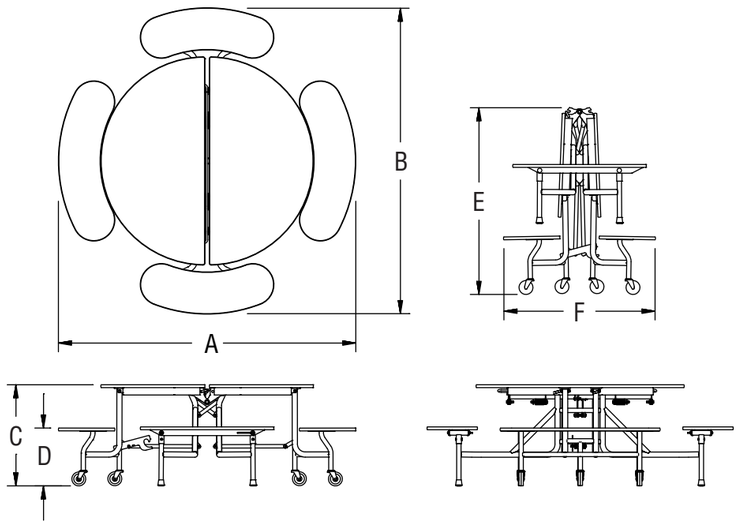

Model#	A	B	C	D	E	F
ECTRD2905B4PY 4 benches	86"	87"	29"	17"	52"	44"
ECTRD2707B4PY 4 benches	86"	87"	27"	15"	52"	44"

Recommended Seating Capacity:	
Model#	**Capacity**
ECTRD2905B4PY 4 benches	8
ECTRD2707B4PY 4 benches	8

CafeWay® Round Tables
General Information

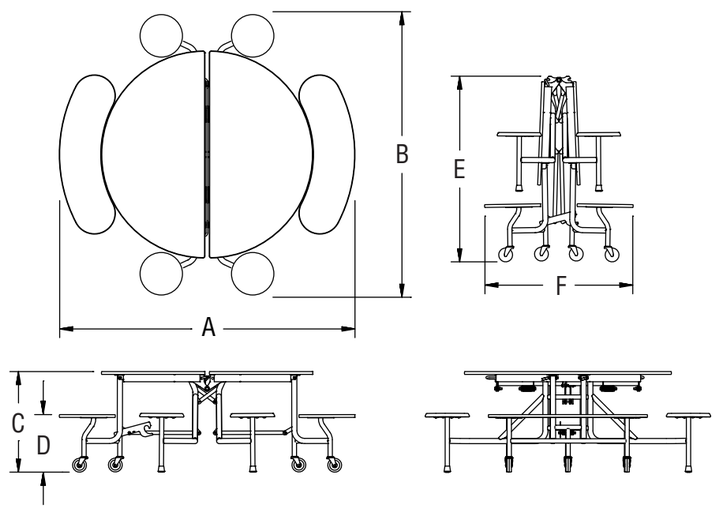

Model#	A	B	C	D	E	F
ECTRD2905B2S4PY 2 benches and 4 stools	86"	83"	29"	17"	52"	44"
ECTRD2705B2S4PY 2 benches and 4 stools	86"	83"	27"	15"	52"	44"

Recommended Seating Capacity:	
Model#	**Capacity**
ECTRD2905B2S4PY 2 benches and 4 stools	8
ECTRD2705B2S4PY 2 benches and 4 stools	8

INFORMATION

Warranty
Refer to KI Terms & Conditions document or visit ki.com

CafeWay® Round Tables
General Information

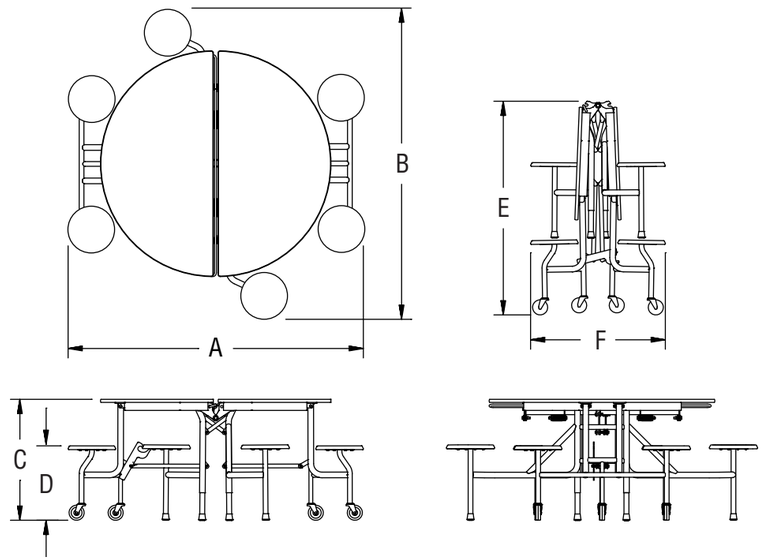

Model#	A	B	C	D	E	F
ECTRD320506PY 6 stools and 2 wheelchair access spaces	83"	79"	32"	20"	52"	36"

Recommended Seating Capacity:	
Model#	**Capacity**
ECTRD320506PY 6 stools and 2 wheelchair access spaces	6 + 2 wheelchair access

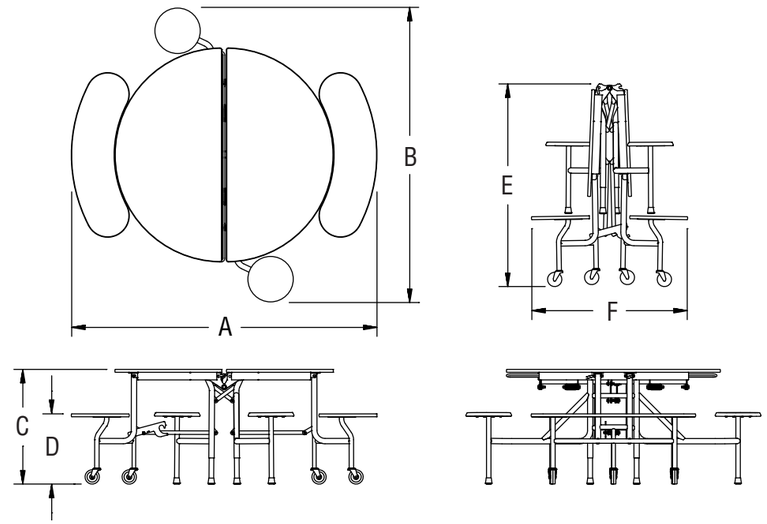

Model#	A	B	C	D	E	F
ECTRD3205B2S2PY 4 benches	83"	86"	32"	20"	52"	44"

Recommended Seating Capacity:	
Model#	**Capacity**
ECTRD3205B2S2PY 4 benches	6 + 2 wheelchair access

INFORMATION

Warranty
Refer to KI Terms & Conditions document or visit ki.com

CafeWay® Cafeteria Tables
Round Tables (Freight Excluded)

CafeWay® Cafeteria Tables
Round Tables (Freight Excluded)

	MODEL	H x DIA	MODEL NUMBER Basic Model	Table/ Bench Edge Style	Table Surface	Table/ Bench Edge Color	Bench Surface	Frame Color	Stool Color	Approx. Packaged Weight	Sprayed Edge (SY)	Urethane Edge (MC)
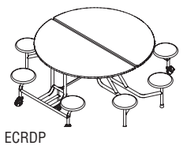 ECRDP	**Round Tables with 8-Stools** • Tables ship blanket wrapped as standard • Orders picked up or shipments outside continental US require pallet upcharge. Contact KI Customer Service • Torsion bars and torsion springs work in conjunction to assist table lifting • Storage latches are accessible from both sides of the table and provide a secure positive lock when the table is in the upright stored position • Large non-marking casters make folded table movement easy • Polypropylene stools have ribs to reinforce points of stress and are recyclable • Stools and benches require assembly • Two edge styles available on table tops and benches ONLY (SY) sprayed edge and (MC) molded urethane edge	29 x 60"	ECTRD290508PY	□□	□□□	□□□□		□□	□□□	209.0#	$ 3198	$ 3443
		27 x 60"	ECTRD270508PY	□□	□□□	□□□□		□□	□□□	209.0#	3198	3443
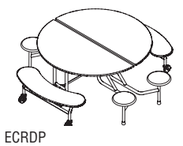 ECRDP	**Round Tables with 2-Benches/4-Stools** • Tables ship blanket wrapped as standard • Orders picked up or shipments outside continental US require pallet upcharge. Contact KI Customer Service • Torsion bars and torsion springs work in conjunction to assist table lifting • Storage latches are accessible from both sides of the table and provide a secure positive lock when the table is in the upright stored position • Large non-marking casters make folded table movement easy • Polypropylene stools have ribs to reinforce points of stress and are recyclable • Stools and benches require assembly • Two edge styles available on table tops and benches ONLY (SY) sprayed edge and (MC) molded urethane edge	29 x 60"	ECTRD2905B2S4PY	□□	□□□	□□□□	□□□□	□□	□□□	215.0#	$ 3416	$ 3659
		27 x 60"	ECTRD2705B2S4PY	□□	□□□	□□□□	□□□□	□□	□□□	215.0#	3416	3659

Ⓐ Ⓑ Ⓒ Ⓓ Ⓔ Ⓕ Ⓖ

HOW TO ORDER

Indicate the following information on order form:
1. Quantity of each item.
2. Model number, including options. See "How To Build a Model Number".
3. Any special service required.

Note: • The □ indicates that a choice is required.
- The absence of the □ indicates that no choice is required.
- Alpha-numeric characters in place of □ indicate that no other alternatives are available.

HOW TO BUILD A MODEL NUMBER

Ⓐ Select basic model.

Ⓑ Select table/bench edge style.

SY	- Sprayed Edge
MC	- Urethane edge

Ⓒ Select table surface finish.
Refer to the **Product Color Options** page in this price list.

Ⓓ Select table/bench edge color.
Refer to the **Product Color Options** page in this price list.
Edge color offerings are based on edge style selections.

Ⓔ Select bench surface.
Refer to the **Product Color Options** page in this price list.

Ⓕ Select frame color.
**Undercarriage remains black with any choice
**Chrome Upcharge ; add $517
Refer to the **Product Color Options** page in this price list.

Ⓖ Select stool color.
Refer to the **Product Color Options** page in this price list.

INFORMATION

Sprayed Edge
Sprayed Edge (SY) is textured, which may result in surface variations that fall within an acceptable range.

Delivery Note
At the time of order acknowledgement the customer will be acknowledged the week their product will deliver. A delivery appointment will be made approximately 1 to 2 weeks prior to the week of delivery by one of KI's carrier partners. In some situations, specific delivery date and time requests may result in additional charges.

SPECIAL SERVICES

Special Carton Marking

With specially marked information	N/C

Shipping
Ships **knocked down, FOB Elkhorn, WI 53121, freight excluded.** Freight class 200.

Specifications and prices are subject to change without prior notice.

CafeWay® Cafeteria Tables
Round Tables (Delivered)

CafeWay® Cafeteria Tables
Round Tables (Delivered)

	MODEL	H x DIA	MODEL NUMBER Basic Model	Table/ Bench Edge Style	Table Surface	Table/ Bench Edge Color	Bench Surface	Frame Color	Stool Color	Approx. Packaged Weight	Sprayed Edge (SY)	Urethane Edge (MC)
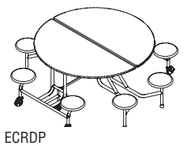 ECRDP	**Round Tables with 8-Stools** • Tables ship blanket wrapped as standard • Orders picked up or shipments outside continental US require pallet upcharge. Contact KI Customer Service • Torsion bars and torsion springs work in conjunction to assist table lifting • Storage latches are accessible from both sides of the table and provide a secure positive lock when the table is in the upright stored position • Large non-marking casters make folded table movement easy • Polypropylene stools have ribs to reinforce points of stress and are recyclable • Stools and benches require assembly • Two edge styles available on table tops and benches ONLY (SY) sprayed edge and (MC) molded urethane edge	29 x 60"	ECTRD290508PY	□□	□□□	□□□□		□□	□□□	209.0#	$ 3774	$ 4061
		27 x 60"	ECTRD270508PY	□□	□□□	□□□□		□□	□□□	209.0#	3774	4061
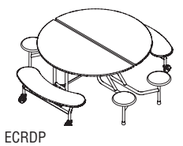 ECRDP	**Round Tables with 2-Benches/4-Stools** • Tables ship blanket wrapped as standard • Orders picked up or shipments outside continental US require pallet upcharge. Contact KI Customer Service • Torsion bars and torsion springs work in conjunction to assist table lifting • Storage latches are accessible from both sides of the table and provide a secure positive lock when the table is in the upright stored position • Large non-marking casters make folded table movement easy • Polypropylene stools have ribs to reinforce points of stress and are recyclable • Stools and benches require assembly • Two edge styles available on table tops and benches ONLY (SY) sprayed edge and (MC) molded urethane edge	29 x 60"	ECTRD2905B2S4PY	□□	□□□	□□□□	□□□□	□□	□□□	215.0#	$ 4031	$ 4318
		27 x 60"	ECTRD2705B2S4PY	□□	□□□	□□□□	□□□□	□□	□□□	215.0#	4031	4318

Ⓐ Ⓑ Ⓒ Ⓓ Ⓔ Ⓕ Ⓖ

HOW TO ORDER

Indicate the following information on order form:
1. Quantity of each item.
2. Model number, including options. See "How To Build a Model Number".
3. Any special service required.

Note: • The □ indicates that a choice is required.
- The absence of the □ indicates that no choice is required.
- Alpha-numeric characters in place of □ indicate that no other alternatives are available.

HOW TO BUILD A MODEL NUMBER

Ⓐ Select basic model.

Ⓑ Select table/bench edge style.

SY	- Sprayed Edge
MC	- Urethane edge

Ⓒ Select table surface finish.
Refer to the **Product Color Options** page in this price list.

Ⓓ Select table/bench edge color.
Refer to the **Product Color Options** page in this price list.
Edge color offerings are based on edge style selections.

Ⓔ Select bench surface.
Refer to the **Product Color Options** page in this price list.

Ⓕ Select frame color.
**Undercarriage remains black with any choice
**Chrome Upcharge ; add $609
Refer to the **Product Color Options** page in this price list.

Ⓖ Select stool color.
Refer to the **Product Color Options** page in this price list.

INFORMATION

Sprayed Edge
Sprayed Edge (SY) is textured, which may result in surface variations that fall within an acceptable range.

Delivery Note
At the time of order acknowledgement the customer will be acknowledged the week their product will deliver. A delivery appointment will be made approximately 1 to 2 weeks prior to the week of delivery by one of KI's carrier partners. In some situations, specific delivery date and time requests may result in additional charges.

SPECIAL SERVICES

Special Carton Marking

With specially marked information	N/C

Shipping
Ships **knocked down, FOB Elkhorn, WI 53121, freight prepaid.** Freight class 200.

Specifications and prices are subject to change without prior notice.

CafeWay® Cafeteria Tables

Round Tables (Freight Excluded)

CafeWay® Cafeteria Tables

Round Tables (Freight Excluded)

	MODEL	H x DIA	MODEL NUMBER: Basic Model	Table/ Bench Edge Style	Table Surface	Table/ Bench Edge Color	Bench Surface	Frame Color	Approx. Packaged Weight	Sprayed Edge (SY)	Urethane Edge (MC)
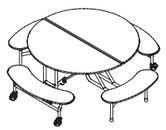 ECRDP	**Round Tables with 4-Benches** • Tables ship blanket wrapped as standard • Orders picked up or shipments outside continental US require pallet upcharge. Contact KI Customer Service • Torsion bars and torsion springs work in conjunction to assist table lifting • Storage latches are accessible from both sides of the table and provide a secure positive lock when the table is in the upright stored position • Large non-marking casters make folded table movement easy • Polypropylene stools have ribs to reinforce points of stress and are recyclable • Stools and benches require assembly • Two edge styles available on table tops and benches ONLY (SY) sprayed edge and (MC) molded urethane edge	29 x 60”	ECTRD2905B4PY	□□	□□□	□□□□	□□□□	□□	221.0#	$ 3634	$ 3879
		27 x 60”	ECTRD2705B4PY	□□	□□□	□□□□	□□□□	□□	221.0#	3634	3879
				Ⓑ	Ⓒ	Ⓓ	Ⓔ	Ⓕ			

HOW TO ORDER

Indicate the following information on order form:
1. Quantity of each item.
2. Model number, including options. See “How To Build a Model Number”.
3. Any special service required.

Note: • The □ indicates that a choice is required.
- The absence of the □ indicates that no choice is required.
- Alpha-numeric characters in place of □ indicate that no other alternatives are available.

HOW TO BUILD A MODEL NUMBER

Ⓐ Select basic model.

Ⓑ Select table/bench edge style.

SY	- Sprayed Edge
MC	- Urethane edge

Ⓒ Select table surface finish.
Refer to the **Product Color Options** page in this price list.

Ⓓ Select table/bench edge color.
Refer to the **Product Color Options** page in this price list.
Edge color offerings are based on edge style selections.

Ⓔ Select bench surface.
Refer to the **Product Color Options** page in this price list.

Ⓕ Select frame color.
**Undercarriage remains black with any choice
**Chrome Upcharge ; add $517
Refer to the **Product Color Options** page in this price list.

INFORMATION

Sprayed Edge
Sprayed Edge (SY) is textured, which may result in surface variations that fall within an acceptable range.

Delivery Note
At the time of order acknowledgement the customer will be acknowledged the week their product will deliver. A delivery appointment will be made approximately 1 to 2 weeks prior to the week of delivery by one of KI’s carrier partners. In some situations, specific delivery date and time requests may result in additional charges.

SPECIAL SERVICES

Special Carton Marking

With specially marked information	N/C

Shipping
Ships **knocked down, FOB Elkhorn, WI 53121, freight excluded.** Freight class 200.

Specifications and prices are subject to change without prior notice.

CafeWay® Cafeteria Tables
Round Tables (Delivered)

CafeWay® Cafeteria Tables
Round Tables (Delivered)

	MODEL	H x DIA	MODEL NUMBER: Basic Model	Table/ Bench Edge Style	Table Surface	Table/ Bench Edge Color	Bench Surface	Frame Color	Approx. Packaged Weight	Sprayed Edge (SY)	Urethane Edge (MC)
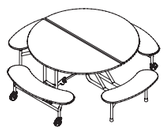 ECRDP	**Round Tables with 4-Benches** • Tables ship blanket wrapped as standard • Orders picked up or shipments outside continental US require pallet upcharge. Contact KI Customer Service • Torsion bars and torsion springs work in conjunction to assist table lifting • Storage latches are accessible from both sides of the table and provide a secure positive lock when the table is in the upright stored position • Large non-marking casters make folded table movement easy • Polypropylene stools have ribs to reinforce points of stress and are recyclable • Stools and benches require assembly • Two edge styles available on table tops and benches ONLY (SY) sprayed edge and (MC) molded urethane edge	29 x 60”	ECTRD2905B4PY	□□	□□□	□□□□	□□□□	□□	221.0#	$ 4288	$ 4576
		27 x 60”	ECTRD2705B4PY	□□	□□□	□□□□	□□□□	□□	221.0#	4288	4576
			Ⓐ	Ⓑ	Ⓒ	Ⓓ	Ⓔ	Ⓕ			

HOW TO ORDER

Indicate the following information on order form:
1. Quantity of each item.
2. Model number, including options. See “How To Build a Model Number”.
3. Any special service required.

Note: • The □ indicates that a choice is required.
- The absence of the □ indicates that no choice is required.
- Alpha-numeric characters in place of □ indicate that no other alternatives are available.

HOW TO BUILD A MODEL NUMBER

Ⓐ Select basic model.

Ⓑ Select table/bench edge style.

SY	- Sprayed Edge
MC	- Urethane edge

Ⓒ Select table surface finish.
Refer to the **Product Color Options** page in this price list.

Ⓓ Select table/bench edge color.
Refer to the **Product Color Options** page in this price list.
Edge color offerings are based on edge style selections.

Ⓔ Select bench surface.
Refer to the **Product Color Options** page in this price list.

Ⓕ Select frame color.
**Undercarriage remains black with any choice
**Chrome Upcharge ; add $609
Refer to the **Product Color Options** page in this price list.

INFORMATION

Sprayed Edge
Sprayed Edge (SY) is textured, which may result in surface variations that fall within an acceptable range.

Delivery Note
At the time of order acknowledgement the customer will be acknowledged the week their product will deliver. A delivery appointment will be made approximately 1 to 2 weeks prior to the week of delivery by one of KI’s carrier partners. In some situations, specific delivery date and time requests may result in additional charges.

SPECIAL SERVICES

Special Carton Marking

With specially marked information	N/C

Shipping
Ships **knocked down, FOB Elkhorn, WI 53121, freight prepaid.** Freight class 200.

Specifications and prices are subject to change without prior notice.

CafeWay® Cafeteria Tables

Round-Wheelchair Accessible Tables (Freight Excluded)

CafeWay® Cafeteria Tables

Round-Wheelchair Accessible Tables (Freight Excluded)

	MODEL	H x DIA	MODEL NUMBER Basic Model	Table/ Bench Edge Style	Table Surface	Table/ Bench Edge Color	Bench Surface	Frame Color	Stool Color	Approx. Packaged Weight	Sprayed Edge (SY)	Urethane Edge (MC)
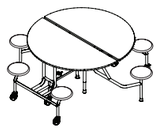 EWRDP	**Wheelchair Accessible Round Tables with 6-Stools/2-Wheelchairs** • Tables ship blanket wrapped as standard • Orders picked up or shipments outside continental US require pallet upcharge. Contact KI Customer Service • Table and bases have a third caster for additional weight distribution • Storage latches are accessible from both sides of the table and provide a secure positive lock when the table is in the upright stored position • Large non-marking casters make folded table movement easy • Polypropylene stools have ribs to reinforce points of stress and are recyclable • Stools require assembly • Two edge styles available on table tops and benches ONLY (SY) sprayed edge and (MC) molded urethane edge	32 x 60"	ECTRD320506PY	☐☐	☐☐☐	☐☐☐☐		☐☐	☐☐☐	209.0#	$ 3524	$ 3767
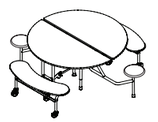 EWRDP	**Wheelchair Accessible Round Tables with 2-Benches/2-Stools/2Wheelchairs** • Tables ship blanket wrapped as standard • Orders picked up or shipments outside continental US require pallet upcharge. Contact KI Customer Service • Table and bases have a third caster for additional weight distribution • Storage latches are accessible from both sides of the table and provide a secure positive lock when the table is in the upright stored position • Large non-marking casters make folded table movement easy • Polypropylene stools have ribs to reinforce points of stress and are recyclable • Stools and benches require assembly • Two edge styles available on table tops and benches ONLY (SY) sprayed edge and (MC) molded urethane edge	32 x 60"	ECTRD3205B2S2PY	☐☐	☐☐☐	☐☐☐☐	☐☐☐☐	☐☐	☐☐☐	215.0#	$ 3416	$ 3659
			Ⓐ	Ⓑ	Ⓒ	Ⓓ	Ⓔ	Ⓕ	Ⓖ			

HOW TO ORDER

Indicate the following information on order form:
1. Quantity of each item.
2. Model number, including options. See "How To Build a Model Number".
3. Any special service required.

Note: • The ☐ indicates that a choice is required.
- The absence of the ☐ indicates that no choice is required.
- Alpha-numeric characters in place of ☐ indicate that no other alternatives are available.

HOW TO BUILD A MODEL NUMBER

Ⓐ Select basic model.

Ⓑ Select table/bench edge style.

SY	- Sprayed Edge
MC	- Urethane edge

Ⓒ Select table surface finish.
Refer to the **Product Color Options** page in this price list.

Ⓓ Select table/bench edge color.
Refer to the **Product Color Options** page in this price list.
Edge color offerings are based on edge style selections.

Ⓔ Select bench surface.
Refer to the **Product Color Options** page in this price list.

Ⓕ Select frame color.
**Undercarriage remains black with any choice
**Chrome Upcharge ; add $517
Refer to the **Product Color Options** page in this price list.

Ⓖ Select stool color.
Refer to the **Product Color Options** page in this price list.

INFORMATION

Sprayed Edge

Sprayed Edge (SY) is textured, which may result in surface variations that fall within an acceptable range.

Delivery Note

At the time of order acknowledgement the customer will be acknowledged the week their product will deliver. A delivery appointment will be made approximately 1 to 2 weeks prior to the week of delivery by one of KI's carrier partners. In some situations, specific delivery date and time requests may result in additional charges.

SPECIAL SERVICES

Special Carton Marking

With specially marked information N/C

Shipping

Ships **knocked down, FOB Elkhorn, WI 53121, freight excluded.** Freight class 200.

Specifications and prices are subject to change without prior notice.

CafeWay® Cafeteria Tables
Round-Wheelchair Accessible Tables (Delivered)

CafeWay® Cafeteria Tables
Round-Wheelchair Accessible Tables (Delivered)

	MODEL	H x DIA	MODEL NUMBER: Basic Model	Table/ Bench Edge Style	Table Surface	Table/ Bench Edge Color	Bench Surface	Frame Color	Stool Color	Approx. Packaged Weight	Sprayed Edge (SY)	Urethane Edge (MC)
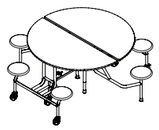 EWRDP	**Wheelchair Accessible Round Tables with 6-Stools/2-Wheelchairs** • Tables ship blanket wrapped as standard • Orders picked up or shipments outside continental US require pallet upcharge. Contact KI Customer Service • Table and bases have a third caster for additional weight distribution • Storage latches are accessible from both sides of the table and provide a secure positive lock when the table is in the upright stored position • Large non-marking casters make folded table movement easy • Polypropylene stools have ribs to reinforce points of stress and are recyclable • Stools require assembly • Two edge styles available on table tops and benches ONLY (SY) sprayed edge and (MC) molded urethane edge	32 x 60"	ECTRD320506PY	☐☐	☐☐☐	☐☐☐☐		☐☐	☐☐☐	209.0#	$ 4160	$ 4446
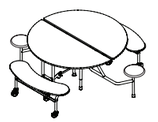 EWRDP	**Wheelchair Accessible Round Tables with 2-Benches/2-Stools/2Wheelchairs** • Tables ship blanket wrapped as standard • Orders picked up or shipments outside continental US require pallet upcharge. Contact KI Customer Service • Table and bases have a third caster for additional weight distribution • Storage latches are accessible from both sides of the table and provide a secure positive lock when the table is in the upright stored position • Large non-marking casters make folded table movement easy • Polypropylene stools have ribs to reinforce points of stress and are recyclable • Stools and benches require assembly • Two edge styles available on table tops and benches ONLY (SY) sprayed edge and (MC) molded urethane edge	32 x 60"	ECTRD3205B2S2PY	☐☐	☐☐☐	☐☐☐☐	☐☐☐☐	☐☐	☐☐☐	215.0#	$ 4031	$ 4318
			Ⓐ	Ⓑ	Ⓒ	Ⓓ	Ⓔ	Ⓕ	Ⓖ			

HOW TO ORDER

Indicate the following information on order form:
1. Quantity of each item.
2. Model number, including options. See "How To Build a Model Number".
3. Any special service required.

Note: • The ☐ indicates that a choice is required.
- The absence of the ☐ indicates that no choice is required.
- Alpha-numeric characters in place of ☐ indicate that no other alternatives are available.

HOW TO BUILD A MODEL NUMBER

Ⓐ Select basic model.

Ⓑ Select table/bench edge style.

SY	- Sprayed Edge
MC	- Urethane edge

Ⓒ Select table surface finish.
Refer to the **Product Color Options** page in this price list.

Ⓓ Select table/bench edge color.
Refer to the **Product Color Options** page in this price list.
Edge color offerings are based on edge style selections.

Ⓔ Select bench surface.
Refer to the **Product Color Options** page in this price list.

Ⓕ Select frame color.
**Undercarriage remains black with any choice
**Chrome Upcharge ; add $609
Refer to the **Product Color Options** page in this price list.

Ⓖ Select stool color.
Refer to the **Product Color Options** page in this price list.

INFORMATION

Sprayed Edge
Sprayed Edge (SY) is textured, which may result in surface variations that fall within an acceptable range.

Delivery Note
At the time of order acknowledgement the customer will be acknowledged the week their product will deliver. A delivery appointment will be made approximately 1 to 2 weeks prior to the week of delivery by one of KI's carrier partners. In some situations, specific delivery date and time requests may result in additional charges.

SPECIAL SERVICES

Special Carton Marking

With specially marked information	N/C

Shipping
Ships **knocked down, FOB Elkhorn, WI 53121, freight prepaid.** Freight class 200.

Specifications and prices are subject to change without prior notice.

CafeWay® Octagonal Tables
General Information



Octagonal w/Stools



Octagonal w/Stools - Folded

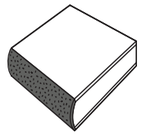

Sprayed edge (SY)

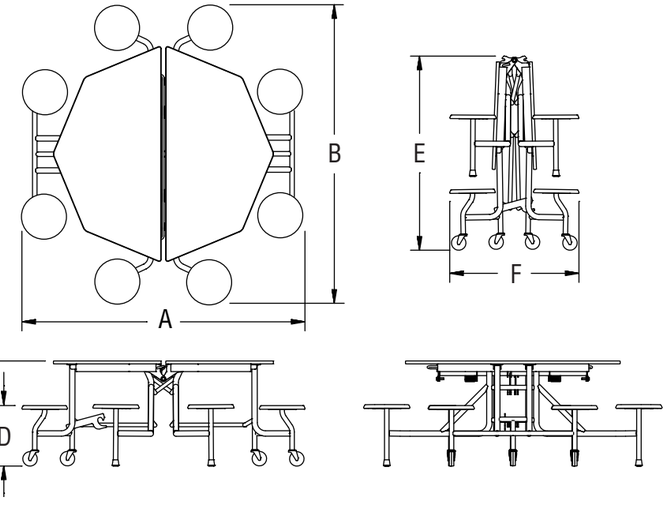

Model#	A	B	C	D	E	F
ECTOC290508PY 8 stools	78"	83"	29"	17"	52"	36"
ECTOC270508PY 8 stools	78"	83"	27"	15"	52"	36"

Recommended Seating Capacity:	
Model#	**Capacity**
ECTOC290508PY 8 stools	8
ECTOC270508PY 8 stools	8

SPECIFICATIONS

CaféWay® Overview
Tables shall be listed with Underwriters Laboratories in compliance with their testing for folding rollaway tables.

Lift Mechanism and Table Undercarriage
All critical parts at the pivot points are attached to the unitized steel frame. Steel latches are automatic in both the storage and in-use positions and are located so that they cannot be accidentally opened or knocked out of adjustment. Two-handed release mechanism protects fingers and hands during operation. Torsion bars assist in closing and opening tables. Torsion springs in conjunction with torsion bars provide easy lifting throughout the complete operating range. Torsion bars are shot-peened to impart compressive strength and increase lifecycle. Torsion bars are epoxy e-coated to prevent rusting and extend usable life. Torsion bars have machined grooves at each end, which receive e-clips to lock in position and prevent lateral movement. All legs are robotically welded for continued consistent quality assurance.

Table Tops
Table top shall be constructed of 3/4"" thick 3M particleboard. Table top (sprayed or molded edge) shall have a ½" corner radius. Table top is laminated with a .030 high-pressure laminate sheet for superior abrasion resistance. Laminates shall meet or exceed NEMA standards. A .028" phenolic backer is bonded to the bottom of the table core for stability and moisture resistance. Thickness shall be .808 +/- .004". Top is secured to frame with #10 x ¾" screws, 9" on centers.

Stools
13" diameter, high-impact polypropylene shall be of heavy-duty construction with ribs to reinforce points of stress and rolled edges for comfort and strength. Top shall be textured and color must permeate stool. Stools are fastened directly on a 6" square 11-gauge steel plate with eight #14 x 5/8" screws. This plate is welded to a 1" diameter, 14-gauge vertical tube. Seat columns contact floor directly with rubber-cushioned, molded-in steel washer and non-skid, non-marring end cap.

Edges
Table top edges shall be finished as either sprayed or molded urethane.
Sprayed Edge (SY) - Edges are sealed and finished with sprayed-on black polyurea edge treatment that provides superior resistance to moisture, eliminates unsanitary food traps, and is extremely tamper-resistant.

Frames
Self-supporting MIG welded, unitized frame design uses 14-gauge 1",1¼", and 1½" steel tubing. Lock plates are 8-gauge steel, laser cut to exact tolerances. Low profile 2" high, 14-gauge C-shaped aprons provide maximum top clearance. Grade 5 hex machine bolts with aircraft-type lock nuts are used at assembly points and shoulder bolts are used at stretcher bar-to-leg connections.

Frame Finishes
Frames shall be finished as either powdercoat or chrome.
Powdercoat Finish - All metal parts are thoroughly cleaned to resist corrosion and provide maximum paint adhesion, finished with high-grade electrostatically applied baked-on epoxy powdercoat for superior resistance to abrasion, marring, and scratching. The metal finish shall be baked-on lightly textured polyester powdercoat.
Chrome Finish - Chrome plating is available on leg sets touching the ground.

Casters
Table rolls on six 4" diameter x 1¼" wide Poly II gray rubber, non-marking, ball-bearing swivel casters. Poly II rubber wheels provide excellent floor protection, abrasion resistance, impact strength, quiet operation, and rolling ease. Casters are resistant to water, oil and most acids and chemicals.

INFORMATION

Warranty
Refer to KI Terms & Conditions document or visit ki.com

CafeWay® Cafeteria Tables

Octagonal Tables with Stools (Freight Excluded)

CafeWay® Cafeteria Tables

Octagonal Tables with Stools (Freight Excluded)

	MODEL	H x DIA	MODEL NUMBER						Approx. Packaged Weight	Sprayed Edge (SY)
			Basic Model	Edge Style	Surface Finish	Surface Edge Color	Frame Color	Stool Color		
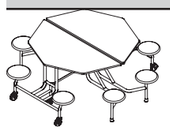 ECOCP	**Octagonal Tables with 8-Stools** • Tables ship blanket wrapped as standard • Orders picked up or shipments outside continental US require pallet upcharge. Contact KI Customer Service • Torsion bars and torsion springs work in conjunction to assist table lifting • Table and bases have a third caster for additional weight distribution • Storage latches are accessible from both sides of the table and provide a secure positive lock when the table is in the upright stored position • Large non-marking casters make folded table movement easy • Available in sprayed edge (SY) only • Polypropylene stools have ribs to reinforce points of stress and are recyclable • Stools require assembly	29 x 60”	ECTOC290508PY	SY	□□□	□□□□	□□	□□□	209.0#	$ 3198
		27 x 60”	ECTOC270508PY	SY	□□□	□□□□	□□	□□□	209.0#	3198
			Ⓐ	Ⓑ	Ⓒ	Ⓓ	Ⓔ	Ⓕ		

HOW TO ORDER

Indicate the following information on order form:
1. Quantity of each item.
2. Model number, including options. See “How To Build a Model Number”.
3. Any special service required.

Note: • The □ indicates that a choice is required.
- The absence of the □ indicates that no choice is required.
- Alpha-numeric characters in place of □ indicate that no other alternatives are available.

HOW TO BUILD A MODEL NUMBER

Ⓐ Select basic model.

Ⓑ Select edge style.
SY - Sprayed Edge

Ⓒ Select surface finish.
Refer to the **Product Color Options** page in this price list.

Ⓓ Select surface edge color.
Refer to the **Product Color Options** page in this price list.
Edge color offerings are based on edge style selections.

Ⓔ Select frame color.
**Undercarriage remains black with any choice
**Chrome Upcharge ; add $517
Refer to the **Product Color Options** page in this price list.

Ⓕ Select stool color.
Refer to the **Product Color Options** page in this price list.

INFORMATION

Sprayed Edge
Sprayed Edge (SY) is textured, which may result in surface variations that fall within an acceptable range.

Delivery Note
At the time of order acknowledgement the customer will be acknowledged the week their product will deliver. A delivery appointment will be made approximately 1 to 2 weeks prior to the week of delivery by one of KI’s carrier partners. In some situations, specific delivery date and time requests may result in additional charges.

SPECIAL SERVICES

Special Carton Marking

With specially marked information	N/C

Shipping
Ships **knocked down, FOB Elkhorn, WI 53121, freight excluded.** Freight class 200.

Specifications and prices are subject to change without prior notice.

CafeWay® Cafeteria Tables

Octagonal Tables with Stools (Delivered)

CafeWay® Cafeteria Tables
Octagonal Tables with Stools (Delivered)

	MODEL	H x DIA	MODEL NUMBER Basic Model	Edge Style	Surface Finish	Surface Edge Color	Frame Color	Stool Color	Approx. Packaged Weight	Sprayed Edge (SY)
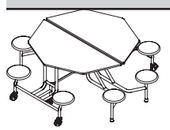 ECOCP	**Octagonal Tables with 8-Stools** • Tables ship blanket wrapped as standard • Orders picked up or shipments outside continental US require pallet upcharge. Contact KI Customer Service • Torsion bars and torsion springs work in conjunction to assist table lifting • Table and bases have a third caster for additional weight distribution • Storage latches are accessible from both sides of the table and provide a secure positive lock when the table is in the upright stored position • Large non-marking casters make folded table movement easy • Available in sprayed edge (SY) only • Polypropylene stools have ribs to reinforce points of stress and are recyclable • Stools require assembly	29 x 60”	ECTOC290508PY	SY	□□□	□□□□	□□	□□□	209.0#	$ 3774
		27 x 60”	ECTOC270508PY	SY	□□□	□□□□	□□	□□□	209.0#	3774
			Ⓐ	Ⓑ	Ⓒ	Ⓓ	Ⓔ	Ⓕ		

HOW TO ORDER

Indicate the following information on order form:
1. Quantity of each item.
2. Model number, including options. See “How To Build a Model Number”.
3. Any special service required.

Note: • The □ indicates that a choice is required.
- The absence of the □ indicates that no choice is required.
- Alpha-numeric characters in place of □ indicate that no other alternatives are available.

HOW TO BUILD A MODEL NUMBER

Ⓐ Select basic model.

Ⓑ Select edge style.
SY - Sprayed Edge

Ⓒ Select surface finish.
Refer to the **Product Color Options** page in this price list.

Ⓓ Select surface edge color.
Refer to the **Product Color Options** page in this price list.
Edge color offerings are based on edge style selections.

Ⓔ Select frame color.
**Undercarriage remains black with any choice
**Chrome Upcharge ; add $609
Refer to the **Product Color Options** page in this price list.

Ⓕ Select stool color.
Refer to the **Product Color Options** page in this price list.

INFORMATION

Sprayed Edge
Sprayed Edge (SY) is textured, which may result in surface variations that fall within an acceptable range.

Delivery Note
At the time of order acknowledgement the customer will be acknowledged the week their product will deliver. A delivery appointment will be made approximately 1 to 2 weeks prior to the week of delivery by one of KI’s carrier partners. In some situations, specific delivery date and time requests may result in additional charges.

SPECIAL SERVICES

Special Carton Marking

With specially marked information	N/C

Shipping
Ships **knocked down, FOB Elkhorn, WI 53121, freight prepaid.** Freight class 200.

Specifications and prices are subject to change without prior notice.

CafeWay® Racetrack Tables
General Information



Racetrack w/Stools



Racetrack w/Stools - Folded



Racetrack
10stools/2 wheelchairs

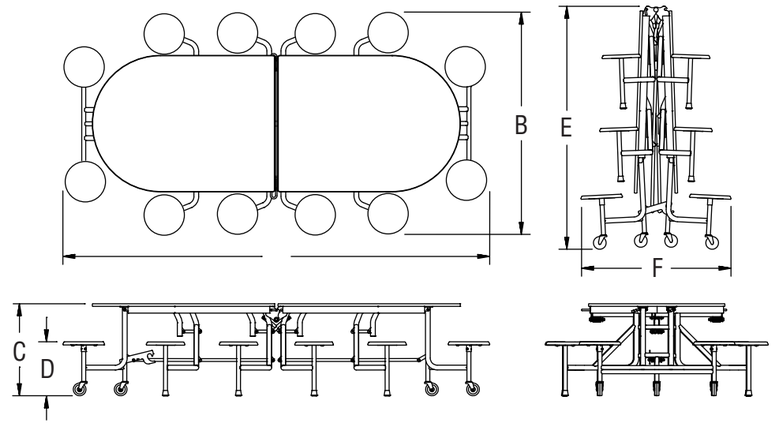

Model#	A	B	C	D	E	F
ECTEL291012PY 12 stools	135"	70"	29"	17"	78"	46-1/2"
ECTEL271012PY 12 stools	135"	70"	27"	15"	76"	46-1/2"

Recommended Seating Capacity:	
Model#	**Capacity**
ECTEL291012PY 12 stools	12
ECTEL271012PY 12 stools	12

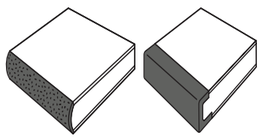

Sprayed edge (SY) Urethane edge (MC)

SPECIFICATIONS

CaféWay® Overview
Tables shall be listed with Underwriters Laboratories in compliance with their testing for folding rollaway tables.

Lift Mechanism and Table Undercarriage
All critical parts at the pivot points are attached to the unitized steel frame. Steel latches are automatic in both the storage and in-use positions and are located so that they cannot be accidentally opened or knocked out of adjustment. Two-handed release mechanism protects fingers and hands during operation. Torsion bars assist in closing and opening tables. Torsion springs in conjunction with torsion bars provide easy lifting throughout the complete operating range. Torsion bars are shot-peened to impart compressive strength and increase lifecycle. Torsion bars are epoxy e-coated to prevent rusting and extend usable life. Torsion bars have machined grooves at each end, which receive e-clips to lock in position and prevent lateral movement. All legs are robotically welded for continued consistent quality assurance.

Table Tops and Benches
Table top and bench shall be constructed of 3/4" thick 3M particleboard. Table top (sprayed or molded edge) shall have a ½" corner radius. Table top is laminated with a .030 high-pressure laminate sheet for superior abrasion resistance. Laminates shall meet or exceed NEMA standards. A .028" phenolic backer is bonded to the bottom of the table core for stability and moisture resistance. Thickness shall be .808 +/- .004". Top is secured to frame with #10 x ¾" screws, 9" on centers. Benches are mounted to end legs with eight #10 x ¾" screws. Two additional bench-mounting brackets secure seat plate to bench with three #10 x ¾" screws each.

Stools
13" diameter, high-impact polypropylene shall be of heavy-duty construction with ribs to reinforce points of stress and rolled edges for comfort and strength. Top shall be textured and color must permeate stool. Stools are fastened directly on a 6" square 11-gauge steel plate with eight #14 x 5/8" screws. This plate is welded to a 1" diameter, 14-gauge vertical tube. Seat columns contact floor directly with rubber-cushioned, molded-in steel washer and non-skid, non-marring end cap.

Edges
Table top edges shall be finished as either sprayed or molded urethane.
Sprayed Edge (SY) - Edges are sealed and finished with sprayed-on black polyurea edge treatment that provides superior resistance to moisture, eliminates unsanitary food traps, and is extremely tamper-resistant.
Molded Urethane Edge (MC) - Edges shall be made of ¼" thick by ¾" high, cast black polyurethane that is mechanically and chemically bonded to the table core and chemically bonded to the laminate surface edges to provide a superior, permanently sealed barrier to moisture, dirt and bacteria penetration.

Frames
Self-supporting MIG welded, unitized frame design uses 14-gauge 1",1¼", and 1½" steel tubing. Lock plates are 8-gauge steel, laser cut to exact tolerances. Low profile 2" high, 14-gauge C-shaped aprons provide maximum top clearance. Grade 5 hex machine bolts with aircraft-type lock nuts are used at assembly points and shoulder bolts are used at stretcher bar-to-leg connections.

Frame Finishes
Frames shall be finished as either powdercoat or chrome.
Powdercoat Finish - All metal parts are thoroughly cleaned to resist corrosion and provide maximum paint adhesion, finished with high-grade electrostatically applied baked-on epoxy powdercoat for superior resistance to abrasion, marring, and scratching. The metal finish shall be baked-on lightly textured polyester powdercoat.
Chrome Finish - Chrome plating is available on leg sets touching the ground.

Casters
Table rolls on six 4" diameter x 1¼" wide Poly II gray rubber, non-marking, ball-bearing swivel casters. Poly II rubber wheels provide excellent floor protection, abrasion resistance, impact strength, quiet operation, and rolling ease. Casters are resistant to water, oil and most acids and chemicals.

INFORMATION

Warranty
Refer to KI Terms & Conditions document or visit ki.com

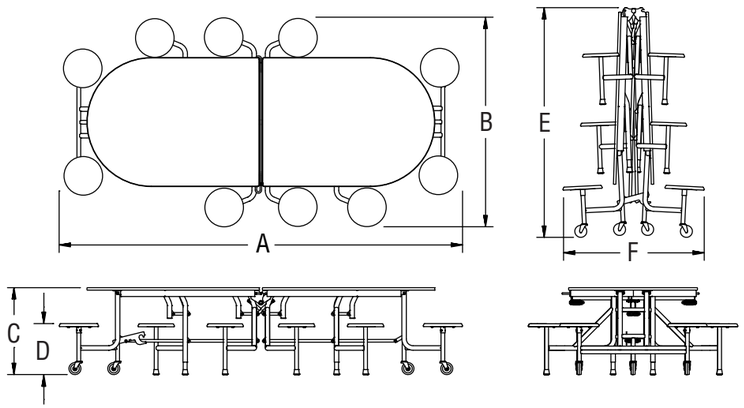

Model#	A	B	C	D	E	F
ECTEL291010PY 10 stoolsand 2 wheechair access spaces	135"	70"	29"	17"	78"	46-1/2"

Recommended Seating Capacity:	
Model#	**Capacity**
ECTEL291010PY 10 stoolsand 2 wheechair access spaces	10 + 2 wheel-chair access

CafeWay® Racetrack Tables
General Information

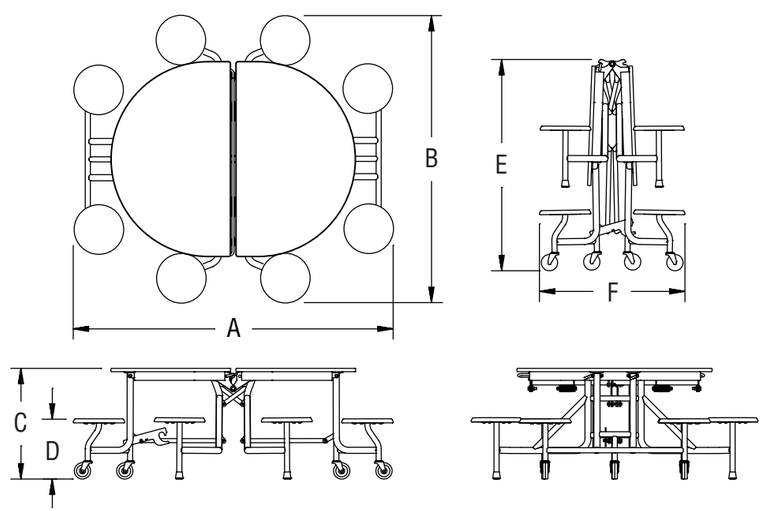

Model#	A	B	C	D	E	F
ECTEL270508PY 8 stools	78"	70"	27"	15"	52"	34"

Recommended Seating Capacity:	
Model#	**Capacity**
ECTEL270508PY 8 stools	8

INFORMATION

Warranty
Refer to KI Terms & Conditions document or visit ki.com

CafeWay® Racetrack Tables
General Information

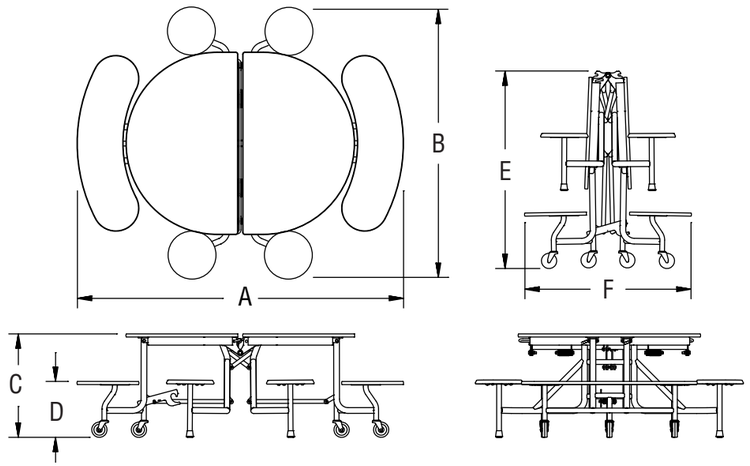

Model#	A	B	C	D	E	F
ECTEL2705B2S4PY 2 benches and 4 stools	86"	70"	27"	15"	52"	42"

Recommended Seating Capacity:	
Model#	**Capacity**
ECTEL2705B2S4PY 2 benches and 4 stools	8

INFORMATION

Warranty
Refer to KI Terms & Conditions document or visit ki.com

CafeWay® Cafeteria Tables

Racetrack Tables with Stools (Freight Excluded)

CafeWay® Cafeteria Tables
Racetrack Tables with Stools (Freight Excluded)

	MODEL	H x L x W	MODEL NUMBER: Basic Model	Edge Style (A)	Surface Finish (B)	Surface Edge Color (C)	Frame Color (D)	Stool Color (E)	Approx. Packaged Weight	Sprayed Edge (SY)	Urethane Edge (MC)
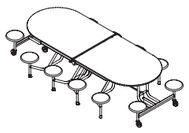 ECELP	**Racetrack Tables with 12-Stools** • Tables ship blanket wrapped as standard • Orders picked up or shipments outside continental US require pallet upcharge. Contact KI Customer Service • Torsion bars and torsion springs work in conjunction to assist table lifting • Table and bases have a third caster for additional weight distribution • Storage latches are accessible from both sides of the table and provide a secure positive lock when the table is in the upright stored position • Large non-marking casters make folded table movement easy • Polypropylene stools have ribs to reinforce points of stress and are recyclable • Stools require assembly • Two edge styles available on table tops and benches ONLY (SY) sprayed edge and (MC) molded urethane edge	29 x 120 x 44”	ECTEL291012PY	□□□	□□□	□□□□	□□	□□□	320.0#	$ 4975	$ 5344
		27 x 120 x 44”	ECTEL271012PY	□□□	□□□	□□□□	□□	□□□	321.0#	4975	5344
ECELP	**Racetrack Tables with 8-Stools** • Tables ship blanket wrapped as standard • Orders picked up or shipments outside continental US require pallet upcharge. Contact KI Customer Service • Torsion bars and torsion springs work in conjunction to assist table lifting • Table and bases have a third caster for additional weight distribution • Storage latches are accessible from both sides of the table and provide a secure positive lock when the table is in the upright stored position • Large non-marking casters make folded table movement easy • Polypropylene stools have ribs to reinforce points of stress and are recyclable • Stools require assembly • Two edge styles available on table tops and benches ONLY (SY) sprayed edge and (MC) molded urethane edge	27 x 60 x 48”	ECTEL270508PY	□□□	□□□	□□□□	□□	□□□	215.0#	$ 3198	$ 3568

Ⓐ Ⓑ Ⓒ Ⓓ Ⓔ Ⓕ

HOW TO ORDER

Indicate the following information on order form:
1. Quantity of each item.
2. Model number, including options. See “How To Build a Model Number”.
3. Any special service required.

Note: • The □ indicates that a choice is required.
- The absence of the □ indicates that no choice is required.
- Alpha-numeric characters in place of □ indicate that no other alternatives are available.

HOW TO BUILD A MODEL NUMBER

Ⓐ Select basic model.

Ⓑ Select edge style.

SY	- Sprayed Edge
MC	- Urethane edge

Ⓒ Select surface finish.
Refer to the **Product Color Options** page in this price list.

Ⓓ Select surface edge color.
Refer to the **Product Color Options** page in this price list.
Edge color offerings are based on edge style selections.

Ⓔ Select frame color.
**Undercarriage remains black with any choice
**Chrome Upcharge ; add $596
Refer to the **Product Color Options** page in this price list.

Ⓕ Select stool color.
Refer to the **Product Color Options** page in this price list.

INFORMATION

Sprayed Edge
Sprayed Edge (SY) is textured, which may result in surface variations that fall within an acceptable range.

Delivery Note
At the time of order acknowledgement the customer will be acknowledged the week their product will deliver. A delivery appointment will be made approximately 1 to 2 weeks prior to the week of delivery by one of KI’s carrier partners. In some situations, specific delivery date and time requests may result in additional charges.

SPECIAL SERVICES

Special Carton Marking

With specially marked information	N/C

Shipping
Ships **knocked down, FOB Elkhorn, WI 53121, freight excluded.** Freight class 200.

Specifications and prices are subject to change without prior notice.

CafeWay® Cafeteria Tables

Racetrack Tables with Stools (Delivered)

CafeWay® Cafeteria Tables
Racetrack Tables with Stools (Delivered)

	MODEL	H x L x W	MODEL NUMBER: Basic Model	Edge Style	Surface Finish	Surface Edge Color	Frame Color	Stool Color	Approx. Packaged Weight	Sprayed Edge (SY)	Urethane Edge (MC)
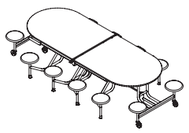 ECELP	**Racetrack Tables with 12-Stools** • Tables ship blanket wrapped as standard • Orders picked up or shipments outside continental US require pallet upcharge. Contact KI Customer Service • Torsion bars and torsion springs work in conjunction to assist table lifting • Table and bases have a third caster for additional weight distribution • Storage latches are accessible from both sides of the table and provide a secure positive lock when the table is in the upright stored position • Large non-marking casters make folded table movement easy • Polypropylene stools have ribs to reinforce points of stress and are recyclable • Stools require assembly • Two edge styles available on table tops and benches ONLY (SY) sprayed edge and (MC) molded urethane edge	29 x 120 x 44”	ECTEL291012PY	□□□	□□□	□□□□	□□	□□□	320.0#	$ 5872	$ 6307
		27 x 120 x 44”	ECTEL271012PY	□□□	□□□	□□□□	□□	□□□	321.0#	5872	6307
ECELP	**Racetrack Tables with 8-Stools** • Tables ship blanket wrapped as standard • Orders picked up or shipments outside continental US require pallet upcharge. Contact KI Customer Service • Torsion bars and torsion springs work in conjunction to assist table lifting • Table and bases have a third caster for additional weight distribution • Storage latches are accessible from both sides of the table and provide a secure positive lock when the table is in the upright stored position • Large non-marking casters make folded table movement easy • Polypropylene stools have ribs to reinforce points of stress and are recyclable • Stools require assembly • Two edge styles available on table tops and benches ONLY (SY) sprayed edge and (MC) molded urethane edge	27 x 60 x 48”	ECTEL270508PY	□□□	□□□	□□□□	□□	□□□	215.0#	$ 3774	$ 4212
			Ⓐ	Ⓑ	Ⓒ	Ⓓ	Ⓔ	Ⓕ			

HOW TO ORDER

Indicate the following information on order form:
1. Quantity of each item.
2. Model number, including options. See “How To Build a Model Number”.
3. Any special service required.

Note: • The □ indicates that a choice is required.
- The absence of the □ indicates that no choice is required.
- Alpha-numeric characters in place of □ indicate that no other alternatives are available.

HOW TO BUILD A MODEL NUMBER

Ⓐ Select basic model.

Ⓑ Select edge style.

SY	- Sprayed Edge
MC	- Urethane edge

Ⓒ Select surface finish.
Refer to the **Product Color Options** page in this price list.

Ⓓ Select surface edge color.
Refer to the **Product Color Options** page in this price list.
Edge color offerings are based on edge style selections.

Ⓔ Select frame color.
**Undercarriage remains black with any choice
**Chrome Upcharge ; add $706
Refer to the **Product Color Options** page in this price list.

Ⓕ Select stool color.
Refer to the **Product Color Options** page in this price list.

INFORMATION

Sprayed Edge
Sprayed Edge (SY) is textured, which may result in surface variations that fall within an acceptable range.

Delivery Note
At the time of order acknowledgement the customer will be acknowledged the week their product will deliver. A delivery appointment will be made approximately 1 to 2 weeks prior to the week of delivery by one of KI’s carrier partners. In some situations, specific delivery date and time requests may result in additional charges.

SPECIAL SERVICES

Special Carton Marking

With specially marked information	N/C

Shipping
Ships **knocked down, FOB Elkhorn, WI 53121, freight prepaid.** Freight class 200.

Specifications and prices are subject to change without prior notice.

CafeWay® Cafeteria Tables

Racetrack Tables with Benches/Stools (Freight Excluded)

CafeWay® Cafeteria Tables

Racetrack Tables with Benches/Stools (Freight Excluded)

	MODEL	H x L x W	MODEL NUMBER: Basic Model	Table/ Bench Edge Style	Table Surface	Table/ Bench Edge Color	Bench Surface	Frame Color	Stool Color	Approx. Packaged Weight	Sprayed Edge (SY)	Urethane Edge (MC)
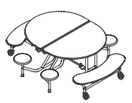 ECELP	**Racetrack Tables w/2-Benches/4-Stools** • Tables ship blanket wrapped as standard • Orders picked up or shipments outside continental US require pallet upcharge. Contact KI Customer Service • Torsion bars and torsion springs work in conjunction to assist table lifting • Table and bases have a third caster for additional weight distribution • Storage latches are accessible from both sides of the table and provide a secure positive lock when the table is in the upright stored position • Large non-marking casters make folded table movement easy • Polypropylene stools have ribs to reinforce points of stress and are recyclable • Stools and benches require assembly • Two edge styles available on table tops and benches ONLY (SY) sprayed edge and (MC) molded urethane edge	27 x 60 x 48”	ECTEL2705B2S4PY	□□	□□□	□□□□	□□□□	□□	□□□	221.0#	$ 3198	$ 3568
			Ⓐ	Ⓑ	Ⓒ	Ⓓ	Ⓔ	Ⓕ	Ⓖ			

HOW TO ORDER

Indicate the following information on order form:
1. Quantity of each item.
2. Model number, including options. See “How To Build a Model Number”.
3. Any special service required.

Note: • The □ indicates that a choice is required.
- The absence of the □ indicates that no choice is required.
- Alpha-numeric characters in place of □ indicate that no other alternatives are available.

HOW TO BUILD A MODEL NUMBER

Ⓐ Select basic model.

Ⓑ Select table/bench edge style.

SY	- Sprayed Edge
MC	- Urethane edge

Ⓒ Select table surface finish.
Refer to the **Product Color Options** page in this price list.

Ⓓ Select table/bench edge color.
Refer to the **Product Color Options** page in this price list.
Edge color offerings are based on edge style selections.

Ⓔ Select bench surface.
Refer to the **Product Color Options** page in this price list.

Ⓕ Select frame color.
**Undercarriage remains black with any choice
**Chrome Upcharge ; add $596
Refer to the **Product Color Options** page in this price list.

Ⓖ Select stool color.
Refer to the **Product Color Options** page in this price list.

INFORMATION

Sprayed Edge

Sprayed Edge (SY) is textured, which may result in surface variations that fall within an acceptable range.

Delivery Note

At the time of order acknowledgement the customer will be acknowledged the week their product will deliver. A delivery appointment will be made approximately 1 to 2 weeks prior to the week of delivery by one of KI’s carrier partners. In some situations, specific delivery date and time requests may result in additional charges.

SPECIAL SERVICES

Special Carton Marking

With specially marked information	N/C

Shipping

Ships **knocked down, FOB Elkhorn, WI 53121, freight excluded.** Freight class 200.

Specifications and prices are subject to change without prior notice.

CafeWay® Cafeteria Tables

Racetrack Tables with Benches/Stools (Delivered)

CafeWay® Cafeteria Tables

Racetrack Tables with Benches/Stools (Delivered)

	MODEL	H x L x W	MODEL NUMBER: Basic Model	Table/ Bench Edge Style	Table Surface	Table/ Bench Edge Color	Bench Surface	Frame Color	Stool Color	Approx. Packaged Weight	Sprayed Edge (SY)	Urethane Edge (MC)
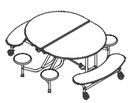 ECELP	**Racetrack Tables w/2-Benches/4-Stools** • Tables ship blanket wrapped as standard • Orders picked up or shipments outside continental US require pallet upcharge. Contact KI Customer Service • Torsion bars and torsion springs work in conjunction to assist table lifting • Table and bases have a third caster for additional weight distribution • Storage latches are accessible from both sides of the table and provide a secure positive lock when the table is in the upright stored position • Large non-marking casters make folded table movement easy • Polypropylene stools have ribs to reinforce points of stress and are recyclable • Stools and benches require assembly • Two edge styles available on table tops and benches ONLY (SY) sprayed edge and (MC) molded urethane edge	27 x 60 x 48”	ECTEL2705B2S4PY	□□	□□□	□□□□	□□□□	□□	□□□	221.0#	$ 3774	$ 4212
			Ⓐ	Ⓑ	Ⓒ	Ⓓ	Ⓔ	Ⓕ	Ⓖ			

HOW TO ORDER

Indicate the following information on order form:
1. Quantity of each item.
2. Model number, including options. See “How To Build a Model Number”.
3. Any special service required.

Note: • The □ indicates that a choice is required.
- The absence of the □ indicates that no choice is required.
- Alpha-numeric characters in place of □ indicate that no other alternatives are available.

HOW TO BUILD A MODEL NUMBER

Ⓐ Select basic model.

Ⓑ Select table/bench edge style.

SY	- Sprayed Edge
MC	- Urethane edge

Ⓒ Select table surface finish.
Refer to the **Product Color Options** page in this price list.

Ⓓ Select table/bench edge color.
Refer to the **Product Color Options** page in this price list.
Edge color offerings are based on edge style selections.

Ⓔ Select bench surface.
Refer to the **Product Color Options** page in this price list.

Ⓕ Select frame color.
**Undercarriage remains black with any choice
**Chrome Upcharge ; add $706
Refer to the **Product Color Options** page in this price list.

Ⓖ Select stool color.
Refer to the **Product Color Options** page in this price list.

INFORMATION

Sprayed Edge

Sprayed Edge (SY) is textured, which may result in surface variations that fall within an acceptable range.

Delivery Note

At the time of order acknowledgement the customer will be acknowledged the week their product will deliver. A delivery appointment will be made approximately 1 to 2 weeks prior to the week of delivery by one of KI’s carrier partners. In some situations, specific delivery date and time requests may result in additional charges.

SPECIAL SERVICES

Special Carton Marking

With specially marked information	N/C

Shipping

Ships **knocked down, FOB Elkhorn, WI 53121, freight prepaid.** Freight class 200.

Specifications and prices are subject to change without prior notice.

CafeWay® Cafeteria Tables

Racetrack-Wheelchair Accessible Tables (Freight Excluded)

CafeWay® Cafeteria Tables

Racetrack-Wheelchair Accessible Tables (Freight Excluded)

	MODEL	H x L x W	MODEL NUMBER: Basic Model	Edge Style	Surface Finish	Surface Edge Color	Frame Color	Stool Color	Approx. Packaged Weight	Sprayed Edge (SY)	Urethane Edge (MC)
 EWELP	**Wheelchair Accessible Racetrack Tables with 10-Stools/2-Wheelchairs** • Tables ship blanket wrapped as standard • Orders picked up or shipments outside continental US require pallet upcharge. Contact KI Customer Service • Torsion bars and torsion springs work in conjunction to assist table lifting • Table and bases have a third caster for additional weight distribution • Storage latches are accessible from both sides of the table and provide a secure positive lock when the table is in the upright stored position • Wheelchair accessible models provide (10) stools and room for (2) wheel chairs • Large non-marking casters make folded table movement easy • Polypropylene stools have ribs to reinforce points of stress and are recyclable • Stools require assembly • Two edge styles available on table tops and benches ONLY (SY) sprayed edge and (MC) molded urethane edge	29 x 120 x 44”	ECTEL291010PY	□□□	□□□	□□□□	□□	□□□	320.0#	$ 4975	$ 5344
			Ⓐ	Ⓑ	Ⓒ	Ⓓ	Ⓔ	Ⓕ			

HOW TO ORDER

Indicate the following information on order form:
1. Quantity of each item.
2. Model number, including options. See “How To Build a Model Number”.
3. Any special service required.

Note: • The □ indicates that a choice is required.
- The absence of the □ indicates that no choice is required.
- Alpha-numeric characters in place of □ indicate that no other alternatives are available.

HOW TO BUILD A MODEL NUMBER

Ⓐ Select basic model.

Ⓑ Select edge style.

SY	- Sprayed Edge
MC	- Urethane edge

Ⓒ Select surface finish.
Refer to the **Product Color Options** page in this price list.

Ⓓ Select surface edge color.
Refer to the **Product Color Options** page in this price list.
Edge color offerings are based on edge style selections.

Ⓔ Select frame color.
**Undercarriage remains black with any choice
**Chrome Upcharge ; add $517
Refer to the **Product Color Options** page in this price list.

Ⓕ Select stool color.
Refer to the **Product Color Options** page in this price list.

INFORMATION

Sprayed Edge
Sprayed Edge (SY) is textured, which may result in surface variations that fall within an acceptable range.

Delivery Note
At the time of order acknowledgement the customer will be acknowledged the week their product will deliver. A delivery appointment will be made approximately 1 to 2 weeks prior to the week of delivery by one of KI’s carrier partners. In some situations, specific delivery date and time requests may result in additional charges.

SPECIAL SERVICES

Special Carton Marking

With specially marked information	N/C

Shipping
Ships **knocked down, FOB Elkhorn, WI 53121, freight excluded.** Freight class 200.

Specifications and prices are subject to change without prior notice.

CafeWay® Cafeteria Tables

Racetrack-Wheelchair Accessible Tables (Delivered)

CafeWay® Cafeteria Tables
Racetrack-Wheelchair Accessible Tables (Delivered)

	MODEL	H x L x W	MODEL NUMBER: Basic Model	Edge Style	Surface Finish	Surface Edge Color	Frame Color	Stool Color	Approx. Packaged Weight	Sprayed Edge (SY)	Urethane Edge (MC)
 EWELP	**Wheelchair Accessible Racetrack Tables with 10-Stools/2-Wheelchairs** • Tables ship blanket wrapped as standard • Orders picked up or shipments outside continental US require pallet upcharge. Contact KI Customer Service • Torsion bars and torsion springs work in conjunction to assist table lifting • Table and bases have a third caster for additional weight distribution • Storage latches are accessible from both sides of the table and provide a secure positive lock when the table is in the upright stored position • Wheelchair accessible models provide (10) stools and room for (2) wheel chairs • Large non-marking casters make folded table movement easy • Polypropylene stools have ribs to reinforce points of stress and are recyclable • Stools require assembly • Two edge styles available on table tops and benches ONLY (SY) sprayed edge and (MC) molded urethane edge	29 x 120 x 44”	ECTEL291010PY	□□□	□□□	□□□□	□□	□□□	320.0#	$ 5872	$ 6307
			Ⓐ	Ⓑ	Ⓒ	Ⓓ	Ⓔ	Ⓕ			

HOW TO ORDER

Indicate the following information on order form:
1. Quantity of each item.
2. Model number, including options. See “How To Build a Model Number”.
3. Any special service required.

Note: • The □ indicates that a choice is required.
- The absence of the □ indicates that no choice is required.
- Alpha-numeric characters in place of □ indicate that no other alternatives are available.

HOW TO BUILD A MODEL NUMBER

Ⓐ Select basic model.

Ⓑ Select edge style.

SY	- Sprayed Edge
MC	- Urethane edge

Ⓒ Select surface finish.
Refer to the **Product Color Options** page in this price list.

Ⓓ Select surface edge color.
Refer to the **Product Color Options** page in this price list.
Edge color offerings are based on edge style selections.

Ⓔ Select frame color.
**Undercarriage remains black with any choice
**Chrome Upcharge ; add $609
Refer to the **Product Color Options** page in this price list.

Ⓕ Select stool color.
Refer to the **Product Color Options** page in this price list.

INFORMATION

Sprayed Edge
Sprayed Edge (SY) is textured, which may result in surface variations that fall within an acceptable range.

Delivery Note
At the time of order acknowledgement the customer will be acknowledged the week their product will deliver. A delivery appointment will be made approximately 1 to 2 weeks prior to the week of delivery by one of KI’s carrier partners. In some situations, specific delivery date and time requests may result in additional charges.

SPECIAL SERVICES

Special Carton Marking

With specially marked information	N/C

Shipping
Ships **knocked down, FOB Elkhorn, WI 53121, freight prepaid.** Freight class 200.

Specifications and prices are subject to change without prior notice.

1330 Bellevue Street
P.O. Box 8100
Green Bay, WI 54308-8100
800.424.2432
ki.com

KI and Furnishing Knowledge are registered
trademarks of Krueger International, Inc.

© 2020 Krueger International, Inc.
All Rights Reserved.
Code KI-PLW-000231/KI/PDF

Furnishing Knowledge®

CALIDA™ LOUNGE FURNITURE

PRICE LIST

February 13, 2019

Updated October 3, 2022

800.424.2432

Contents

Refer to KI Terms & Conditions document or visit ki.com.

Contents

Refer to KI Terms & Conditions document or visit ki.com.

Ordering COM, COL and COV

Information 3

Calida™

General Information 4
Product Color Options 8
Lounge Seating 9
Occasional Table 14

Customer's Own Material ■

Specifications Form

January 2017

All fabrics, including COM, COL, KOM and in grades will be applied at the factory's discretion. If a pattern or stripe is to be applied in a certain direction, the customer MUST specify this in writing on the P.O. and attach a sample of the fabric with it running in the application direction to the P.O. Specifying fabric direction may increase the amount of COM or KOM yardage required. Check with KI Customer Service to see if an increase in yardage is necessary BEFORE specifying, ordering and sending COM and COL to the factory or having KOM quoted.

ALL C.O.M AND C.O.L SHIPMENTS MUST BE PREPAID TO:

KI
217 Feld Avenue
High Point, NC 27263

COM and COL must be identified as follows:
1. Name and address
2. Your purchase order number
3. Our style number to which fabric is to be applied
4. Supplier name and fabric name, number, and color

COLLECT SHIPMENTS WILL BE REFUSED.

SHIPMENT SCHEDULE WILL BE GIVEN WHEN ALL FABRIC IS RECEIVED FOR ENTIRE ORDER

YARDAGE REQUIREMENTS LISTED IN PRICE LIST ARE BASED ON PLAIN GOODS 54" WIDE. Fabrics less than 54" wide, or those requiring matching (stripes, plaids, prints, large patterns) will require additional yardage based on the fabric used and the item ordered. CONSULT MATRIX BELOW FOR ADDITIONAL YARDAGE NEEDED.

C.O.M. INCREASE MATRIX (The yardage matrix is also applicable to any reservations of KI Ingrade, Pallas, or KOM upholsteries).

This table is a general guide.

FABRIC WIDTH	PLAIN FABRIC	UNDER 7" REPEAT	8"-13" REPEAT	14"-21" REPEAT	22"-27" REPEAT	28"-33" REPEAT	34"-40" REPEAT	41"-48" REPEAT
54"	0	20%	25%	30%	45%	55%	70%	80%
51"-53"	15%	25%	30%	35%	50%	60%	80%	90%
48"-50"	20%	30%	35%	40%	55%	65%	85%	95%
45"-47"	30%	45%	50%	55%	60%	80%	90%	100%
36"-44"	50%	65%	70%	75%	80%	100%	110%	120%

FABRIC WITH DOUBLE REPEAT: IF USING A FABRIC WITH A DOUBLE REPEAT, PLEASE FOLLOW THIS FORMULA: TAKE THE TOTAL AMOUNT OF THE LARGER AND HALF OF THE SMALLER REPEAT; ADD TOGETHER TO FIND THE CORRECT OVERALL REPEAT. EXAMPLE: 10" VERTICAL WITH 14" HORIZONTAL WOULD BE 14+5=19.

IF FABRIC COMES IN ON MULTIPLE ROLLS, ONE ADDITIONAL YARD PER ROLL NEEDS TO BE ADDED TO THE YARDAGE REQUIREMENT.

SPECIAL NOTE: WE CAN ASSUME NO RESPONSIBILITY FOR THE DURABILITY OR TAILORING QUALITY OF CUSTOMER FURNISHED COVERINGS (C.O.M.) OR KOM. KOM: is fabric that KI will purchase for you at jobber's price (net) plus a nominal charge for handling, shipping, and managing.

1330 Bellevue Street • P. O. Box 8100 • Green Bay, WI 54308-8100 • Tel 1-800-424-2432 • www.ki.com
© 2012 KI All Rights Reserved • Litho in USA • Code KI-11588R4/KI/PDF/1216

Furnishing Knowledge®

Ordering COM, COL and COV
Information

Customer's Own Material ■

Specifications Form

January 2017

ADDITIONAL NOTES:
- Orders cannot go into production without the information listed at right.
- Attach memo sample to this approval sheet.
- If your order has been placed, list PO# _____
- The cost of the COM sample will be paid by the client.
- Even after preliminary approval, KI reserves the right to reject COM/COL if necessary when the quality is not satisfactory for the product to be upholstered. KI assumes no responsibility for its overall appearance, flammability, durability, color fastness or any other quality after upholstered on a KI product.

ALL COM MUST BE APPROVED.
Photocopy this form and submit with COM fabric for approval:

(This fabric approval is for the purpose of advising how to apply your COM fabric, verify yardage required, and suitability.)

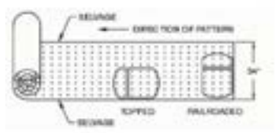

YOUR COMPANY NAME_____

PHONE_____ FAX _____

Material Supplier_____

Material Name_____ Number _____

Material Color _____ Width _____

Vertical Repeat _____ Horizontal Repeat _____

Fiber Content _____

Direction Stripe/Pattern to be applied _____

COM TO BE USED ON THE FOLLOWING:

QTY	PRODUCT NAME/NUMBER
_____	_____
_____	_____
_____	_____
_____	_____
_____	_____

1330 Bellevue Street • P. O. Box 8100 • Green Bay, WI 54308-8100 • Tel 1-800-424-2432 • www.ki.com
© 2012 KI All Rights Reserved • Litho in USA • Code KI-11588R4/KI/PDF/1216

Furnishing Knowledge®

Calida™
General Information



Wood Leg Chair



High Back Wood Leg Chair



Sled Base Chair

General Dimensions			
Seat Width	19-1/2"	19-1/2"	19-1/2"
Seath Depth	17-1/4"	17-1/4"	17-1/4"
Seat Height	18-1/4"	18-1/4"	18-3/4"
Arms to Floor	25-1/2"	25-1/2"	26"
Overall Dimensions			
Seat Width	24-1/2"	24-1/2"	24-1/2"
Seat Depth	24-1/2"	24-1/2"	24-1/2"
Seat Height	31-1/2"	37-3/4"	32"



Swivel Chair



High Back Swivel Chair



Caster Base Chair

General Dimensions			
Seat Width	19-1/2"	19-1/2"	19-1/2"
Seath Depth	17-1/4"	17-1/4"	17-1/4"
Seat Height	18-1/4"	18-1/4"	19-1/2"
Arms to Floor	25-1/2"	25-1/2"	26-3/4"
Overall Dimensions			
Seat Width	26-1/2"	26-1/2"	27"
Seat Depth	26-1/2"	26-1/2"	27"
Seat Height	31-1/2"	37-3/4"	32-3/4"
Seat Base	26-1/2"	26-1/2"	27"

INFORMATION

Warranty
Refer to KI Terms & Conditions document or visit ki.com

Calida™
General Information



Four-Leg Stool, 24”



Four-Leg Stool, 30”



Occasional Table

General Dimensions			
Seat Width	19-1/4"	19-1/4”	
Seath Depth	19-1/4"	19-1/4”	
Seat Height	24”	30”	
Overall Dimensions			
Seat Width	24"	24”	22"
Seat Depth	24”	24”	22"
Seat Height	32”	38”	13-1/2"

INFORMATION

Warranty
Refer to KI Terms & Conditions document or visit ki.com

Calida™
General Information

TECHNICAL SPECIFICATIONS

Upholstered Seat & Backrest

Upholstered Seat & Back - Lounge Chair & High Back Lounge Chair
Backrest foam is $1\frac{3}{16}$" thick, is glued to a continuous curved Birch plywood structure, then upholstered using glue. Seat foam is $2\frac{1}{2}$" thick, is glued to the seat structure, then upholstered using heat activated glue.

Upholstered Seat & Backrest - Stool
Foam is 2" thick single piece of polyurethane injection molded over a curved metal structure, then upholstered using heat activated glue.

Frames

Swivel Frame (with glides or casters)
Swivel frame bases are made of cast aluminum. A formed steel plate attaches to the underside of the seat using four fasteners. A metal support column connects the seat plate and the aluminum base, allowing for free rotation, utilizing a plastic bushing at the support column and base.
Swivel frame with casters includes an additional black, plastic cap covering the support column. Swivel frames with glides and swivel frames with casters are geometrically different and not interchangeable without additional parts. Casters cannot be interchanged with felt glides and glides cannot be interchanged with casters on swivel frames.

Swivel Frame Finishes
Cast aluminum frames are either polished or finished with baked-on powder-coat paint in select KI standard finishes.

Wood Leg Frame
Plywood frame legs are made of $1\frac{3}{16}$" Birch plywood and are clear coated or stained Black. A steel plate connects to the chair and is welded to curved metal wire, which is then inserted, glued and fastened to the plywood legs.

Sled Base Frame
Frame is formed from a $\frac{5}{8}$" square steel tubing and welded. Frames are finished with baked-on electrostatically-applied 30-degree gloss epoxy powder-coat black paint. Sled bases come equipped with plastic glides. Sled base chairs do not stack.

4-Leg Stool Frame
4-Leg Stool frames are available in 4-leg frames, and in 24" and 30" seat heights. Frames are made from 25 mm thick tubular steel with a reinforcing footring made of 12 mm steel wire welded to the tubular frame. Frames are finished with baked-on electrostatically-applied 30-degree gloss epoxy powder-coat black paint. Stool frames come equipped with either plastic or felt glides. Stools do not stack.

Glides
Swivel frame option is available with white felt glides. Wood frame option includes black plastic glides. Stool is available with either black plastic or black felt glides. Sled base frame option includes black plastic glides.

Casters
Swivel frame option is available with 50 mm hooded casters. Casters are always soft-wheeled (for hard floors), are field-replaceable and only available in Black.

Table Frame
Plywood frame legs are made of $1\frac{3}{16}$" Birch plywood and are clear-coated or stained black. A steel plate connects to the table underside and is welded to curved metal wire, which is then inserted, glued and fastened to the plywood legs.

Table Surface
Tables are offered in $\frac{3}{4}$" thick high-density particleboard core with high-pressure laminate top and phenolic backing sheet. Total thickness of top is $\frac{7}{8}$". Tops are available with a 2 mm (73P) edge.

Compliance
Seating passes BIFMA X5.4-2012 and KI's internal standard testing for 300-pound capacity.

DIMENSIONS

Calida Wood Leg Chair

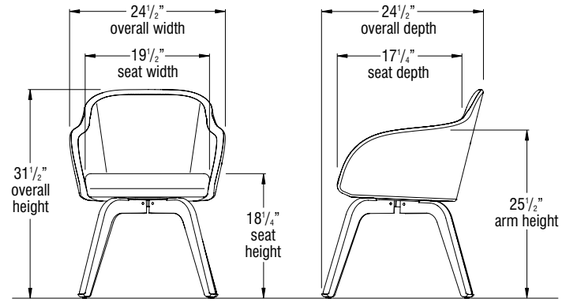

Calida High Back Wood Leg Chair

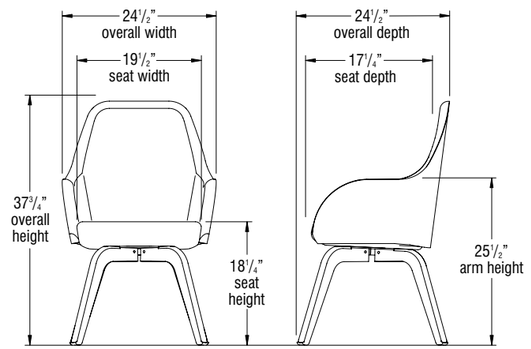

Calida Sled Base Chair

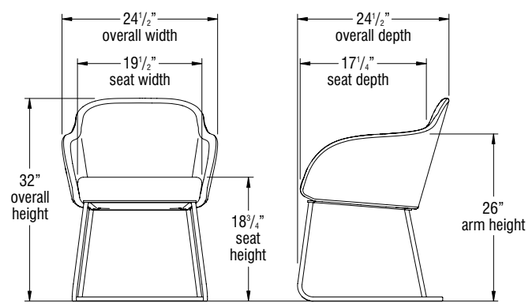

Calida™
General Information

DIMENSIONS

Calida Swivel Chair with Glides

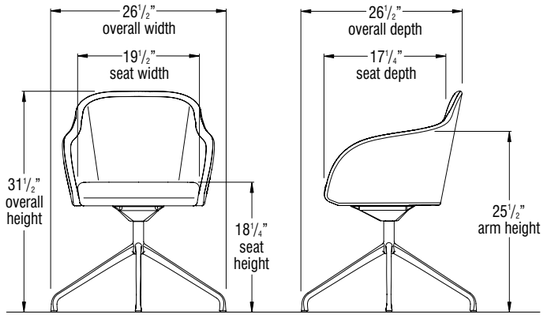

Calida High Back Swivel Chair with Glides

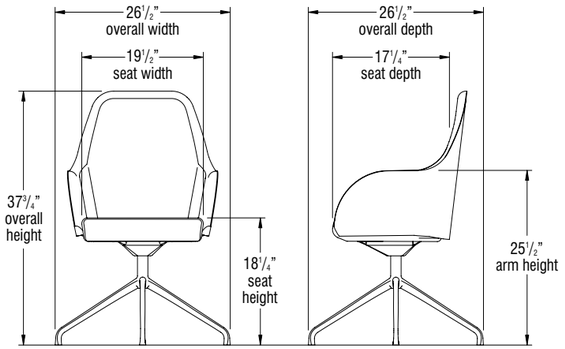

Calida Swivel Chair with Casters

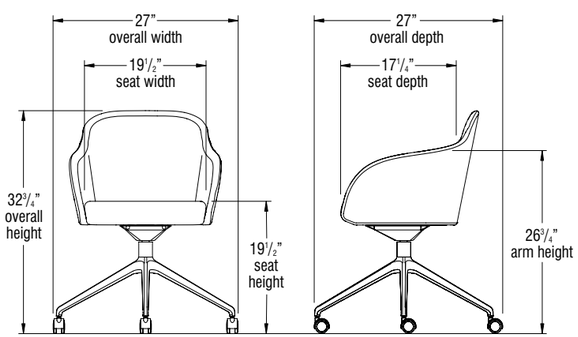

DIMENSIONS

24" Calida 4-Leg Stool

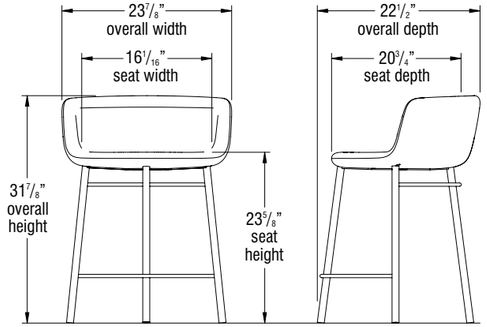

30" Calida 4-Leg Stool

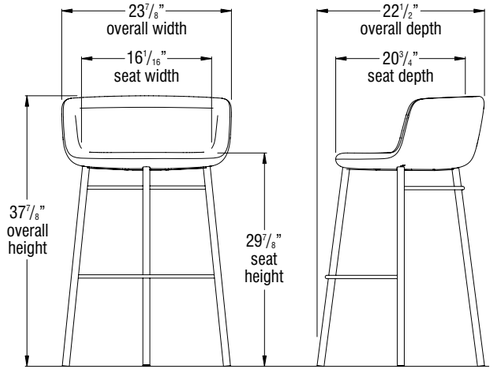

Calida Occasional Table

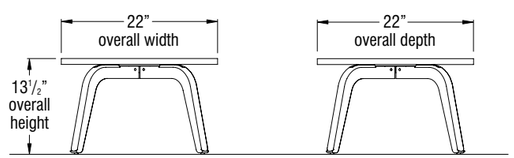

STATEMENT OF LINE

Calida Wood Leg Chair



CA073

Calida Sled Base Chair



CA0130

Calida Swivel Chair with Glides



CA023

Calida Swivel Chair with Casters



CA0930

Calida 4-Leg Stool



CA470024

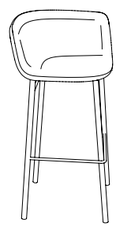

CA470030

Calida Occasional Table



CAUVA

Calida™
Product Color Options

Wood Leg Color

Black on Plywood	BPL
Natural on Plywood	NPL

Frame Color - Swivel or Caster Base Chair

Black	BL
Cottonwood	CO
Polished Aluminum	PA

Frame Color - Sled Base and Stool

Black	BL

Edge Color for 73P Edge

Belair	EBQ
Biltmore Cherry	EBT
Black	EBL
Blue Grey	EGR
Brighton Walnut	EBW
Castle Oak	ECO
Cayenne	ECY
Cherry Storm	ECX
Chocolate	ECT
Cocobala	ECC
Cool Grey	ECG
Flannel	EFN
Florence Walnut	EFC
Friston Ash	EFH
Frosty White	EFW
Grass Green	EGN
Honey Bee	EHY
Italian Silver Ash	EIT
Kensington Maple	EKM
Light Tone	ELG
Mardi Gras	EMG
Misty Brown	EMY
Monticello Maple	EMT
Nemo	ENE
Nordic	END
Poppy Red	EPR
Purple Haze	EPH
River Cherry	ERY
Rubber Ducky	ERK
Sand	ESA
Sky Blue	ESK
Splash	ESH
Sterling Ash	EAZ
Surf's Up	ESP
Ultra Blue	EUB
Warm Grey	EWG
Wet Sand	EWS
Windsor Mahogany	EWY
Zesty Lime	EZL

Surface Finish - Laminate Table Top

Belair	LBQ
Biltmore Cherry	LBT
Black	LBK
Brighton Walnut	LBW
Canyon Zephyr	LCA
Castle Oak	LCO
Casual Linen	LCU
Cherry Storm	LCX
Classic Linen	LCI
Cloud Zephyr	LCL
Cocobala	LCC
Crisp Linen	LRI
Desert Zephyr	LDZ
Dove Grey	LDG
Fired Steel	LIL
Flax Linen	LXF
Florence Walnut	LFC
Forged Steel	LOL
Friston Ash	LFH
Frosty White	LFW
Graphite Nebula	LGN
Grey	LGE
High Rise	LHE
Hollyberry	LHY
Irish Linen	LIH
Island	LID
Italian Silver Ash	LIT
Kensington Maple	LKM
Lapis Blue	LLB
Markerboard White	LMK
Misted Zephyr	LMR
Monticello Maple	LMT
Nickel Evolv	LNV
North Sea	LNA
Ocean	LON
Pearl Bisque	LPB
Pearl Silver	LPS
Pressed Linen	LPR
River Cherry	LRY
Rugged Linen	LRG
Satin Stainless	LSS
Shadow Zephyr	LSR
Silicon evolv	LSV
Sterling Ash	LAZ
Tailored Linen	LTL
Titanium evolv	LTV
White Nebula	LWL
White Sand	LWN
Windsor Mahogany	LWY

Calida™
Lounge Seating

Calida™
Lounge Seating

	MODEL	Features	MODEL NUMBER: Basic Model	Fire Code	Wood Leg Color	Glide Option	Upholstery Color	Approx. Packaged Weight	Grade C.O.M.	Grade C	Grade D	Grade E	Grade F	Grade G	Grade H	Grade I	Grade J	Grade K	Grade L Leather	Grade M Leather
 CA07	**Calida Wood Leg Chair** • Fully upholstered • Some textiles may require railroad application • Birch wood legs • C.O.M = 2.25 yd • Overall Dimensions: W=24.5" D=24.5" H=31.5" • Seat Dimensions: W=19.5" D=17.25" H=18.25"	Non-contrast	CA0730	□□□	□□□	GPL	□□□□□	36.0#	$ 2010	$ 2097	$ 2122	$ 2169	$ 2190	$ 2231	$ 2256	$ 2311	$ 2368	$ 2459	$ 2644	$ 2854
 CAH7	**Calida High Back Wood Leg** • Fully upholstered • Some textiles may require railroad application • Birch wood legs • C.O.M = 2.75 yd • Overall Dimensions: W=24.5" D=24.5" H=37.75" • Seat Dimensions: W=19.5" D=17.25" H=18.25"	Non-contrast	CAH730	□□□	□□□	GPL	□□□□□	39.0#	$ 2487	$ 2594	$ 2621	$ 2677	$ 2704	$ 2754	$ 2783	$ 2850	$ 2919	$ 3028	$ 3252	$ 3506
			Ⓐ	Ⓑ	Ⓒ	Ⓓ	Ⓔ													

HOW TO ORDER

Indicate the following information on order form:
1. Quantity of each item.
2. Model number, including options. See "How To Build a Model Number".
3. Any special service required.

Note: • The □ indicates that a choice is required.
- The absence of the □ indicates that no choice is required.
- Alpha-numeric characters in place of □ indicate that no other alternatives are available.

HOW TO BUILD A MODEL NUMBER

Ⓐ Select basic model.

Ⓑ Select fire code.

NFR	- Compliance to TB 117-2013
FR	- Compliance to TB 133

See Upholstery Information for TB133 upcharge.

Ⓒ Select wood leg color.
Refer to the **Product Color Options** page in this price list.

Ⓓ Select glide option.

GPL	- Plastic glides

Ⓔ Select upholstery grade/color.
Refer to **ki.com/fabrics**

California TB133 Fire Safety Code

For California Technical Bulletin 133 compliant models, add the following upcharge.

Wood Leg Chair
Added List Price=<price o="1500289" ps="3" s="105" t="1"/>

SPECIAL SERVICES

Special Carton Marking

With specially marked information N/C

Shipping

Ships **assembled, FOB High Point, NC 27263, freight prepaid.** Freight class 125.

Specifications and prices are subject to change without prior notice.

Calida™
Lounge Seating

	MODEL	Features	MODEL NUMBER Basic Model	Fire Code	Swivel Frame Color	Glide Option	Upholstery Color	Approx. Packaged Weight	Grade C.O.M.	Grade C	Grade D	Grade E	Grade F	Grade G	Grade H	Grade I	Grade J	Grade K	Grade L Leather	Grade M Leather
 CA02	**Calida Swivel Chair** • Fully upholstered • Some textiles may require railroad application • C.O.M = 2.25 yd • Fixed height • Aluminum base construction • Overall Dimensions: W=26.5" D=26.5" H=31.5" • Seat Dimensions: W=19.5" D=17.25" H=18.25"	Non-contrast	CA0230	□□□	□□□	□□□	□□□□□	35.0#	$ 1921	$ 2008	$ 2032	$ 2079	$ 2100	$ 2141	$ 2166	$ 2221	$ 2278	$ 2368	$ 2553	$ 2762
 CAH2	**Calida High Back Swivel Chair** • Fully upholstered • Some textiles may require railroad application • C.O.M = 2.75 yd • Fixed height • Aluminum base construction • Overall Dimensions: W=26.5" D=26.5" H=37.75" • Seat Dimensions: W=19.5" D=17.25" H=18.25"	Non-contrast	CAH230	□□□	□□□	□□□	□□□□□	37.0#	$ 2452	$ 2559	$ 2587	$ 2644	$ 2671	$ 2721	$ 2749	$ 2818	$ 2887	$ 2997	$ 3221	$ 3476
			Ⓐ	Ⓑ	Ⓒ	Ⓓ	Ⓔ													

HOW TO ORDER

Indicate the following information on order form:
1. Quantity of each item.
2. Model number, including options. See "How To Build a Model Number".
3. Any special service required.

Note: • The □ indicates that a choice is required.
- The absence of the □ indicates that no choice is required.
- Alpha-numeric characters in place of □ indicate that no other alternatives are available.

HOW TO BUILD A MODEL NUMBER

Ⓐ Select basic model.

Ⓑ Select fire code.

NFR	- Compliance to TB 117-2013
FR	- Compliance to TB 133

See Upholstery Information for TB133 upcharge.

Ⓒ Select swivel frame color.
Refer to the **Product Color Options** page in this price list.

Ⓓ Select glide option.

GFT	- Felt glides
GPL	- Plastic glides

Ⓔ Select upholstery grade/color.
Refer to **ki.com/fabrics**

California TB133 Fire Safety Code

For California Technical Bulletin 133 compliant models, add the following upcharge.

Model=Swivel Chair
Added List Price=<price o="1500289" ps="3" s="105" t="1"/>

SPECIAL SERVICES

Special Carton Marking

With specially marked information N/C

Shipping

Ships **assembled, FOB High Point, NC 27263, freight prepaid.** Freight class 125.

Specifications and prices are subject to change without prior notice.

Calida™
Lounge Seating

	MODEL	Features	MODEL NUMBER Basic Model	Fire Code	Swivel Frame Color	Casters	Upholstery Color	Approx. Packaged Weight	Grade C.O.M.	Grade C	Grade D	Grade E	Grade F	Grade G	Grade H	Grade I	Grade J	Grade K	Grade L Leather	Grade M Leather
 CA09	**Calida Caster Base Chair** • Fully upholstered • Some textiles may require railroad application • C.O.M = 2.25 yd • Fixed height • Aluminum base construction • Overall Dimensions: W=27" D=27" H=32.75" • Seat Dimensions: W=19.25" D=17.25" H=19.5"	Non-contrast	CA0930	□□□	□□□	CST	□□□□□	37.0#	$ 2069	$ 2158	$ 2206	$ 2230	$ 2250	$ 2293	$ 2318	$ 2373	$ 2431	$ 2522	$ 2709	$ 2922
			Ⓐ	Ⓑ	Ⓒ	Ⓓ	Ⓔ													

HOW TO ORDER

Indicate the following information on order form:
1. Quantity of each item.
2. Model number, including options. See "How To Build a Model Number".
3. Any special service required.

Note: • The □ indicates that a choice is required.
• The absence of the □ indicates that no choice is required.
• Alpha-numeric characters in place of □ indicate that no other alternatives are available.

HOW TO BUILD A MODEL NUMBER

Ⓐ Select basic model.

Ⓑ Select fire code.

NFR	- Compliance to TB 117-2013
FR	- Compliance to TB 133

See Upholstery Information for TB133 upcharge.

Ⓒ Select swivel frame color.
Refer to the **Product Color Options** page in this price list.

Ⓓ Select caster option.

CST	- Casters

Ⓔ Select upholstery grade/color.
Refer to **ki.com/fabrics**

California TB133 Fire Safety Code

For California Technical Bulletin 133 compliant models, add the following upcharge.

Swivel Base Chair with Casters
Added List Price=<price o="1500289" ps="3" s="105" t="1"/>

SPECIAL SERVICES

Special Carton Marking

With specially marked information N/C

Shipping

Ships **assembled, FOB High Point, NC 27263, freight prepaid.** Freight class 125.

Specifications and prices are subject to change without prior notice.

Calida™
Lounge Seating

Calida™
Lounge Seating

	MODEL	Features	MODEL NUMBER: Basic Model	Fire Code	Frame Color	Glide Option	Upholstery Color	Approx. Packaged Weight	Grade C.O.M.	Grade C	Grade D	Grade E	Grade F	Grade G	Grade H	Grade I	Grade J	Grade K	Grade L Leather	Grade M Leather
 CA01	**Calida Sled Base Chair** • Fully upholstered • Some textiles may require railroad application • C.O.M = 2.25 yd • Inviting design • Steel base construction • Overall Dimensions: W=24.5" D=24.5" H=32" • Seat Dimensions: W=19.25" D=17.25" H=18.75"	Non-contrast	CA0130	□□□	□□□	GPL	□□□□□	36.0#	$ 1947	$ 2008	$ 2032	$ 2079	$ 2100	$ 2141	$ 2166	$ 2221	$ 2278	$ 2368	$ 2553	$ 2762
			Ⓐ	Ⓑ	Ⓒ	Ⓓ	Ⓔ													

HOW TO ORDER

Indicate the following information on order form:
1. Quantity of each item.
2. Model number, including options. See "How To Build a Model Number".
3. Any special service required.

Note: • The □ indicates that a choice is required.
- The absence of the □ indicates that no choice is required.
- Alpha-numeric characters in place of □ indicate that no other alternatives are available.

HOW TO BUILD A MODEL NUMBER

Ⓐ Select basic model.

Ⓑ Select fire code.

NFR	- Compliance to TB 117-2013
FR	- Compliance to TB 133

See Upholstery Information for TB133 upcharge.

Ⓒ Select frame color.
Refer to the **Product Color Options** page in this price list.

Ⓓ Select glide option.

GFT	- Felt glides
GPL	- Plastic glides

Ⓔ Select upholstery grade/color.
Refer to **ki.com/fabrics**

California TB133 Fire Safety Code

For California Technical Bulletin 133 compliant models, add the following upcharge.

Sled Base Chair
Added List Price=<price o="1500289" ps="3" s="105" t="1"/>

SPECIAL SERVICES

Special Carton Marking

With specially marked information N/C

Shipping

Ships **assembled, FOB High Point, NC 27263, freight prepaid.** Freight class 125.

Specifications and prices are subject to change without prior notice.

Calida™
Lounge Seating

	MODEL	Features	MODEL NUMBER Basic Model	Fire Code	Frame Color	Glide Option	Upholstery Color	Approx. Packaged Weight	Grade C.O.M.	Grade C	Grade D	Grade E	Grade F	Grade G	Grade H	Grade I	Grade J	Grade K	Grade L Leather	Grade M Leather
 CA47	**Calida Four-Leg Stools, 24”** • Fully upholstered seat • C.O.M = 1.33 yd • Steel base construction • Stool models are non-stacking • Overall Dimensions: W=24” D=24” H=32” • Seat Dimensions: W=19.25” D=19.25” H=24”	Non-contrast	CA470024	□□□	□□□	□□□	□□□□□	26.0#	$ 1189	$ 1242	$ 1257	$ 1284	$ 1297	$ 1322	$ 1337	$ 1370	$ 1404	$ 1458	$ 1568	$ 1693
 CA47	**Calida Four-Leg Stools, 30”** • Fully upholstered seat • C.O.M = 1.33 yd • Steel base construction • Stool models are non-stacking • Overall Dimensions: W=24” D=24” H=38” • Seat Dimensions: W=19.25” D=19.25” H=30”	Non-contrast	CA470030	□□□	□□□	□□□	□□□□□	28.0#	$ 1203	$ 1256	$ 1269	$ 1297	$ 1310	$ 1335	$ 1350	$ 1384	$ 1418	$ 1470	$ 1581	$ 1707
			Ⓐ	Ⓑ	Ⓒ	Ⓓ	Ⓔ													

HOW TO ORDER

Indicate the following information on order form:
1. Quantity of each item.
2. Model number, including options. See “How To Build a Model Number”.
3. Any special service required.

Note: • The □ indicates that a choice is required.
- The absence of the □ indicates that no choice is required.
- Alpha-numeric characters in place of □ indicate that no other alternatives are available.

HOW TO BUILD A MODEL NUMBER

Ⓐ Select basic model.

Ⓑ Select fire code.

NFR	- Compliance to TB 117-2013
FR	- Compliance to TB 133

See Upholstery Information for TB133 upcharge.

Ⓒ Select frame color.
Refer to the **Product Color Options** page in this price list.

Ⓓ Select glide option.

GFT	- Felt glides
GPL	- Plastic glides

Ⓔ Select upholstery grade/color.
Refer to **ki.com/fabrics**

California TB133 Fire Safety Code

For California Technical Bulletin 133 compliant models, add the following upcharge.

Stools
Added List Price=<price o=”1539142” ps=”3” s=”188” t=”1”/>

SPECIAL SERVICES

Special Carton Marking

With specially marked information N/C

Shipping

Ships **assembled, FOB High Point, NC 27263, freight prepaid.** Freight class 125.

Specifications and prices are subject to change without prior notice.

Calida™
Occasional Table

Calida™
Occasional Table

	MODEL	W x D x H	MODEL NUMBER						Approx. Packaged Weight	Delivered Pricing
			Basic Model	Top Style	Glide Option	Edge Color	Surface Finish	Wood Leg Color		
 CAUVA	**Calida Occasional Table** • Birch wood legs • 7/8" thick top	22 x 22 x 13.5	CAUVA2020	73P	GPL	□□□	□□□	□□□	0.0#	$ 1029
			Ⓐ	Ⓑ	Ⓒ	Ⓓ	Ⓔ	Ⓕ		

HOW TO ORDER

Indicate the following information on order form:
1. Quantity of each item.
2. Model number, including options. See "How To Build a Model Number".
3. Any special service required.

Note: • The □ indicates that a choice is required.
- The absence of the □ indicates that no choice is required.
- Alpha-numeric characters in place of □ indicate that no other alternatives are available.

HOW TO BUILD A MODEL NUMBER

Ⓐ Select basic model.

Ⓑ Select top style.

73P	- 73P edge

Ⓒ Select glide option.

GPL	- Plastic glides

Ⓓ Select edge color.
Refer to the **Product Color Options** page in this price list.

Ⓔ Select surface finish.
Refer to the **Product Color Options** page in this price list.

Ⓕ Select wood leg color.
Refer to the **Product Color Options** page in this price list.

SPECIAL SERVICES

Special Carton Marking

With specially marked information	N/C

Shipping

Ships **assembled, FOB High Point, NC 27263, freight prepaid.** Freight class 125.

Specifications and prices are subject to change without prior notice.

1330 Bellevue Street
P.O. Box 8100
Green Bay, WI 54308-8100
800.424.2432
ki.com

KI and Furnishing Knowledge are registered
trademarks of Krueger International, Inc.

© 2020 Krueger International, Inc.
All Rights Reserved.
Code KI-PLW-000078/KI/PDF

Furnishing Knowledge®

CONNECTION ZONE® COLLECTION

PRICE LIST

October 23, 2013

Updated October 3, 2022

800.424.2432

Contents

Refer to KI Terms & Conditions document or visit ki.com.

Contents

Refer to KI Terms & Conditions document or visit ki.com.

Ordering COM, COL and COV
Information 3

Connection Zone® Benching
General Information 4
Product Color Options 5

Single-Sided Rectilinear Worksurfaces - 29" Height
24" Deep, Unpowered, No Modesty Panel 6
24" Deep, Unpowered, with Modesty Panel 7
24" Deep, Powered, No Modesty Panel with Single 10-Wire Rigid Wireway 8
24" Deep, Powered, No Modesty Panel with Double 10-Wire Rigid Wireway 9
24" Deep, Powered, with Modesty Panel and Single 10-Wire Rigid Wireway 10
24" Deep, Powered, with Modesty Panel and Double 10-Wire Rigid Wireway 11
30" Deep, Unpowered, No Modesty Panel 12
30" Deep, Unpowered, with Modesty Panel 13
30" Deep, Powered, No Modesty Panel with Single 10-Wire Rigid Wireway 14
30" Deep, Powered, No Modesty Panel with Double 10-Wire Rigid Wireway 15
30" Deep, Powered, with Modesty Panel and Single 10-Wire Rigid Wireway 16
30" Deep, Powered, with Modesty Panel and Double 10-Wire Rigid Wireway 17

Dual-Sided Rectilinear Worksurfaces - 29" Height
24" Deep, Unpowered 18
24" Deep, Powered with Single 10-Wire Rigid Wireway 19
24" Deep, Powered with Double 10-Wire Rigid Wireway 20
30" Deep, Unpowered 21
30" Deep, Powered with Single 10-Wire Rigid Wireway 22
30" Deep, Powered with Double 10-Wire Rigid Wireway 23

Extended Corner Worksurfaces - 29" Height
24" and 30" Deep 24

Adjoining Worksurfaces - 29" Height 25

Return Worksurfaces - 29" Height 26

Peninsula Worksurfaces - 29" Height 27

Conference End Worksurfaces - 29" Height 28

Single-Sided Frames - 24" Fixed, 29" Height
Supports Single-Sided 24" Deep Fixed Worksurfaces 29

Single-Sided Frames - 24" Fixed with Conference Ends, 29" Height
Supports Single-Sided 24" Deep Fixed Worksurfaces 30

Single-Sided Frames - 30" Fixed, 29" Height
Supports Single-Sided 30" Deep Fixed Worksurfaces 31

Perpendicular Support Frames, 29" Height 32

Dual-Sided Frames - 48" Fixed, 29" Height
Supports Two 24" Deep Back-to-Back Fixed Worksurfaces 33

Dual-Sided Frames - 48" Sliding, 29" Height
Supports Two 24" Deep Back-to-Back Sliding Worksurfaces 34

Dual-Sided Frames - 60" Fixed, 29" Height
Supports Two 30" Deep Back-to-Back Fixed Worksurfaces 35

Dual-Sided Frames - 60" Sliding, 29" Height
Supports Two 30" Deep Back-to-Back Sliding Worksurfaces 36

Dual-Sided Frame - 48" Fixed with Conference Ends, 29" Height
Supports Two 24" Deep Back-to-Back Fixed Worksurfaces 37

Dual-Sided Frame - 60" Fixed with Conference Ends, 29" Height
Supports Two 30" Deep Back-To-Back Fixed Worksurfaces 38

Dual-Sided Frame - 48" Sliding with Conference Ends, 29" Height
Supports Two 24" Deep Back-to-Back Sliding Worksurfaces 39

Dual-Sided Frame - 60" Sliding with Conference Ends, 29" Height
Supports Two 30" Deep Back-To-Back Sliding Worksurfaces 40

Dual-Sided Support Frames, 29" Height 41

Dual-Sided Rectilinear Worksurfaces for Wood Leg Bases
24" Deep, Unpowered 42
24" Deep, Powered with Single 10-Wire Rigid Wireway 43
24" Deep, Powered with Double 10-Wire Rigid Wireway 44
30" Deep, Unpowered 45
30" Deep, Powered with Single 10-Wire Rigid Wireway 46
30" Deep, Powered with Double 10-Wire Rigid Wireway 47

Return Worksurfaces for Wood Leg Bases
24", 27" and 30" Deep, Unpowered 48

Dual-Sided Wood Leg Frames - 48" Fixed, 29" Height
Supports Two 24" Deep Back-to-Back Fixed Worksurfaces 50

Dual-Sided Wood Leg Frames - 48" Sliding, 29" Height
Supports Two 24" Deep Back-to-Back Sliding Worksurfaces 51

Dual-Sided Wood Leg Frames - 60" Fixed, 29" Height
Supports Two 30" Deep Back-to-Back Fixed Worksurfaces 52

Dual-Sided Wood Leg Frames - 60" Sliding, 29" Height
Supports Two 30" Deep Back-to-Back Sliding Worksurfaces 53

Wood Leg Return Support Frames - 29" High 54

Wood Leg Rectilinear Desk with Modesty Panel 29" High
30" and 36" Deep, Unpowered 55

Wood Leg Elliptical Desk with Modesty Panel - 29" High
36 and 42" Deep, Unpowered 56

Wood Leg Rectilinear Conference Tables - 29" High
36" and 42" Deep, Unpowered 57
48" and 60" Deep, Unpowered 58

Wood Leg Elliptical Conference Tables - 29" High
60" Deep, Unpowered 59

Electrical 10-Wire System 6-2-2
Rigid Wireways for Single-Sided Applications 60
Rigid Wireways for Dual-Sided Applications 61
Receptacles 62
Base Infeed and Base Wire Enclosure 63
Top Infeeds - 29" Finished Steel Leg Assembly 64
Jumpers & Data Mount Bracket Kit 65

Electrical: for Unframed or Supporting Privacy Screens 6-2-2
For Attachment Below Center Work Rail Only 66

Electrical 10-Wire System 4-4-2
Rigid Wireways for Single-Sided Applications 67
Rigid Wireways for Dual-Sided Applications 68
Receptacles 69
Base Infeed and Base Wire Enclosure 70
Top Infeeds - 29" Finished Steel Leg Assembly 71
Jumpers & Data Mount Bracket Kit 72

Electrical - Hardwired Applications
Rigid Wireways for Single-Sided Hardwired Applications 73
Rigid Wireways for Dual-Sided Hardwired Applications 74

Electrical
Top Data & Power Pole - 29" Finished Wood Leg Assembly 75

Accessories
Data Cable and Cord Management 76

Activ8® System 77

Privacy Screen - Above Worksurface
13" High with Framed Fabric Insert 80
19" High with Framed Fabric Insert 81
31" High with Framed Fabric Insert 82

Divider Screen - Above Worksurface
13, 19" or 31" High with Framed Fabric Insert 83
13 or 19" High with Framed Fabric Insert for Use on Perpendicular Worksurfaces 84

Privacy Screen - Above Worksurface
13" High with Tool Rail and Framed Fabric Insert 85
19" High with Tool Rail and Framed Fabric Insert 86

Divider Screen - Above Worksurface
13 or 19" High with Tool Rail and Framed Fabric Insert 87
13 or 19" High with Tool Rail and Framed Fabric Insert for Use on Perpendicular Worksurfaces 88

Privacy Screen - Above Worksurface
13" High with Framed Acrylic Insert 89
19" High with Framed Acrylic Insert 90

Divider Screen - Above Worksurface
13 or 19" High with Framed Acrylic Insert 91
13 or 19" High with Framed Acrylic Insert for Use on Perpendicular Worksurfaces 92

Privacy Screen - Above Worksurface
13" High with Tool Rail and Framed Acrylic Insert 93
19" High with Tool Rail and Framed Acrylic Insert 94

Divider Screen - Above Worksurface
13 or 19" High with Tool Rail and Framed Acrylic Insert 95
13 or 19" High with Tool Rail and Framed Acrylic Insert for Use on Perpendicular Worksurfaces 96

Accessories
Steel Modesty Panel for Use on 29" Steel and Wood Leg Assemblies 97
Data Cable and Cord Management 98
Task Lights 99
Task Lights with Occupancy Sensors 100
Light Bases 101
Task Lights 102
Tool Rail Accessories 105

Single-Sided Rectilinear Worksurfaces - 42" Height
24" Deep, Unpowered, with Modesty Panel for use with Café Height Frames 106
24" Deep, Powered, with Modesty Panel and Single 10-Wire Rigid Wireway for use with Café Height Frames 107
24" Deep, Powered, with Modesty Panel and Double 10-Wire Rigid Wireway for use with Café Height Frames 108
30" Deep, Unpowered, with Modesty Panel for use with Café Height Frames 109
30" Deep, Powered, with Modesty Panel and Single 10-Wire Rigid Wireway for use with Café Height Frames 110
30" Deep, Powered, with Modesty Panel and Double 10-Wire Rigid Wireway for use with Café Height Frames 111

Teaming Rectilinear Worksurfaces - 42" Height
42" Deep, Unpowered with Two Modesty Panels for use with Café Height Frames 112
42" Deep, Powered with Single 10-Wire Rigid Wireway and Two Modesty Panels for use with Café Height Frames 114
42" Deep, Powered with Double 10-Wire Rigid Wireway and Two Modesty Panels for use with Café Height Frames 115
48" Deep, Unpowered with Two Modesty Panels for use with Café Height Frames 116
48" Deep, Powered with Single 10-Wire Rigid Wireway and Two Modesty Panels for use with Café Height Frames 118
48" Deep, Powered with Double 10-Wire Rigid Wireway and Two Modesty Panels for use with Café Height Frames 119

24" Fixed, 42" Height Frame
Supports Single-Sided 24" Deep or Teaming Worksurfaces 120

30" Fixed, 42" Height Frame
Supports Single-Sided 30" Deep Worksurfaces 121

Infeeds for Café Height Applications
For use with Café Height Frames Only 122

Data Cable and Cord Management for Café Height Applications
For use with Café Height Frames Only 123

Base Wire Enclosure for Café Height Applications
For use with Café Height Frames Only 124

Connection Zone® Workrail Planning
General Information 125
Product Color Options 126

Frameless Center Privacy Screen 127

Supporting Privacy Screen - Above Worksurface
19" High with Framed Fabric Insert 128
19" High with Framed Acrylic Insert 129
19" High with Framed Dry Erase Steel Markerboard Insert 130

Laminate Counter Shelf
For Attachment to Supporting Privacy Screen 131

Storage Cubby - Upmount
For Attachment to Supporting Privacy Screen 132

Connection Zone® Storage
General Information 133

Connection Zone® Storage
Product Color Options 134

Credenzas with Elevated Bases
Steel Shell and Drawers 18" High 135
Steel Shell and Drawers 21" High 136
Steel Shell and Drawers 24" High 137
Steel Shell, Laminate Front 18" High 138
Steel Shell, Laminate Front 21" High 139
Steel Shell, Laminate Front 24" High 140

Credenza Tops 141

Credenza Pads 142

Personal Lockers
Standard Size - All Doors 143
Standard Size with Lower Drawer 144
Large Size - All Doors 146

Locker Accessories 148

Pedestals
Mobile 149
Pads 150
Accessories 151

Mobile Screens
General Information 152
Product Color Options 153
Printed Acrylic 154
Unprinted Acrylic 155
Magnetic Dry Erase Steel Surface Two Sides 156
Fabric Tile Surface Two Sides 157
Magnetic Dry Erase Steel and Tackable Fabric 158
Accessories 159

Ordering COM, COL and COV
Information

How to Specify C.O.M. Upholstery

Textile designs often have intricate patterns. Not all individuals will interpret fabric direction in the same manner.

As a standard procedure, KI cuts fabrics off the roll in a horizontal fashion as shown in Diagram A at the right. By cutting in this fashion, most waste is eliminated. Our requirements for yardage in this book are based on this type of cutting. When directional or patterned fabrics are used, they often require more yardage than solid colors.

By providing KI with a completely filled-out copy of the form on this page, we will be able to expedite your order. We find it particularly helpful with directional or patterned upholstery material. It is critical that copies of this form accompany test quantities as well as production quantities of C.O.M.

C.O.M. must be supplied in continuous yardage.

C.O.M. Testing

KI will require six yards of actual fabric to be submitted for testing. The test will be completed on panels, tackboards, and overheads. For products shipped from Manitowoc, WI facility, ship upholstery material to:

KI Manitowoc
1400 South 41st Street
Manitowoc, WI 54220
Attn: Fabric Testing

C.O.M. Production

Customer's fabrics must be approved prior to acceptance for production. KI assumes no responsibility for wear, defects, or performance of customer's own materials. C.O.M. orders are available on a deferred delivery basis.

Orders for production of C.O.M. upholstered products are not scheduled for processing until upholstery material is received. Upon receipt, KI will provide an acknowledgement and an estimated shipping date.

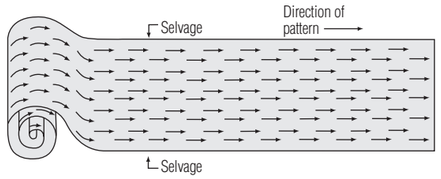

Diagram A

Excess Upholstery Material

KI will dispose of excess upholstery material at the time of shipment unless expressly requested to return it with the product shipment.

Cancelled or Changed Orders

KI assumes no responsibility for extra C.O.M. material due to a change of upholstery or cancellation of an order. It is the customer's responsibility to arrange for return of this material.

Yardage Specification

The chart on the following page details the yardage requirements for each upholstered item in the price list. To accommodate flaws, wrinkles, and other imperfections, calculate the total yardage and add the appropriate percentage shown below:

1 to 50 yards — Add 5 yards
50 + yards — Add 10% over requirements

C.O.M. Information Form

A copy of this form should accompany test requests and production orders. Please fill it out completely, and, if your order has been acknowledged, provide the acknowledgement number.

In all instances, send this form to the C.O.M. Specialist.

☐ **A** Selvage Top to Bottom ☐ **B** Selvage Side to Side

Purchasing Agent (Dealer or buying organization)

Attention

Address

City State Zip

Project Name

Type and number of units of each type

Please see information at right and check the appropriate box.

☐ Submitted for testing. ☐ Test approved. Submitted for production.

Purchase Order Number KI Acknowledgement Number

C.O.M. SHIPPING LOCATION

Architectural Walls
- Evoke ..... MN
- Genius Walls ..... MN

Casegoods
- Aristotle Tackboards ..... MN
- Likha Tackboards ..... MN

Classroom Furniture
- Intellect Wave Chairs ..... GB
- Learn2 ..... GB
- Ruckus ..... GB

Desking
- 700 Series Desking ..... KP
- Balance Overheads ..... MN
- Genesis Desking ..... MN
- True Desking ..... KP
- Universal Overheads ..... MN
- WorkZone Desking ..... MN

Files & Storage
- 700 Series Pedestal Cushion ..... GB
- Connection Zone Pads ..... BW
- U-Series Pedestal Cushion ..... GB
- Tattoo ..... BW

Fixed Seating
- Concerto Auditorium Seating ..... BW
- Single Pedestal Seating ..... GB
- Jury Base Seating ..... GB
- Lancaster Auditorium Seating ..... BW
- Sequence Seating ..... GB
- University Seating ..... GB

Panel Systems
- All Terrain ..... KP
- Balance Overheads ..... MN
- System 3000 ..... MN
- Universal Overheads ..... MN
- Wireworks ..... MN
- Unite ..... MN

Residence Hall Furniture
- RoomScape Furniture ..... MN

Screens
- All Terrain ..... KP
- Connection Zone ..... BW
- True/Volition ..... KP
- Genesis ..... KP
- Tattoo ..... MN
- Universal ..... BW

Seating
- 400 Series Folding Chairs ..... BW
- 600 Series Folding Chairs ..... BW
- 600 Series Stools ..... BW
- Affina Collection ..... HN
- Altus Task Chairs ..... GB
- Apply Stack Chairs ..... GB
- Auditorium Folding Chairs ..... BW
- Calida Lounge Seating ..... HN
- Diem Task Chairs ..... OM
- Doni Collection ..... GB
- FourC Seating ..... GB
- Gladly Lounge Seating ..... VQ
- Grazie Seating ..... GB
- Hiatus Sleeper Bench ..... HN
- Hub Modular Lounge Seating ..... HN
- Impress Task Chairs ..... OM
- Impress Ultra Task Chairs ..... OM
- Jessa Lounge Seating ..... HN
- Jubilee Lounge Seating ..... VQ
- Katera Guest Chair ..... GB
- Kurv Benches ..... HN
- LaResta Day Beds ..... HN
- LimeLite ..... GB
- Lyra Lounge Seating ..... HN
- Maestro Stack Chairs ..... GB
- Matrix Stack Chairs ..... GB
- Medical & Laboratory Stools ..... OM
- MyPlace Lounge Seating ..... HN
- MyWay Seating ..... HN
- Oath Task Chairs and Stools ..... GB
- Opt4 ..... GB
- Pilot Task Chairs ..... OM
- Promenade Seating System ..... BW
- Ruckus ..... GB
- Sela Lounge Seating ..... HN
- Sift Task Chairs ..... GB
- Signia Task Chairs and Stools ..... OM
- Soltice Metal Collection ..... HN
- Soltice Multiple, Healthcare & Guest ..... HN
- Soltice II Healthcare Seating ..... HN
- Strive Multiple, Stack & Task ..... GB
- Sway ..... BW
- Tattoo ..... HN
- Torsion-on-the-Go! Nesting Chairs ..... GB
- Torsion Air Stack and Task Seating ..... GB
- Zoetry ..... HN

KI Manufacturing Sites - Customer's Own Material Shipment Manufacturing Site Addresses

BW
KI Bonduel
Attn: COM Storage
204 West South St.
Bonduel, WI 54107

HN
KI High Point
Attn: COM Storage
217 Feld Avenue
High Point, NC 27263

MN
KI Manitowoc
Attn: COM Storage
1400 S. 41st St.
Manitowoc, WI 54220

VQ
KI
Attn: COM Fabrics
6892 Marlin Circle
La Palma, CA 90623

GB
KI Green Bay
Attn: COM Storage
1687 Westminster Drive - Gate 3
Green Bay, WI 54302

KP
KI Pembroke
Attn: COM Storage
1000 Olympic Dr.
Pembroke, Ontario K8A6X7

OM
KI
Attn: COM Storage
1110 S. Mildred Ave.
Ontario, CA 91761

© 2022 Krueger International Inc. All Rights reserved. Code KI-FF-000059/KI/PDF/0822

Connection Zone® Benching
General Information

Connection Zone Benching General Information

The Connection Zone Collection offers well-designed efficiency in space planning, supporting the focused work of an individual, the collaborative process of a group interaction, or the temporary needs of a touch-down space.

Connection Zone Benching is ideal for high density planning. Smaller footprints bring more users into a space and reduce per-user costs, while its simple design supports multiple planning styles. Privacy screens, dividers and optional modesty panels enable users to define personal space and establish a higher degree of privacy while maintaining an open, collaborative environment.
Connection Zone Benching is designed to withstand the rigors all markets. From its frame to screens, to storage, it is built to last.

Connection Zone Benching offers three distinct planning styles.
- Basic workstations, with 29" nominal finished height, for traditional benching applications in single- and dual-sided planning styles
- Café height (42" nominal finished height) single-sided and teaming tables
- Work rail-based planning that allows for the attachment of supporting privacy screens, shelves, and storage elements

Worksurfaces

Connection Zone Benching offers a variety of worksurface shapes designed for flexible workstation planning. All are available in a wide range of sizes. Worksurfaces feature a 1-1/8" thick high density particle board core with high pressure laminate top and phenolic backing sheet. Tops are predrilled to accept bases and standard components. Total dimension is 1-1/4" thick. When attached to frames, worksurfaces will "float" above the frame.

Dual-sided applications feature two worksurfaces. When no screen is specified, worksurfaces abut one another. Optional Framed Privacy Screens are inserted between worksurfaces and are attached to the legs. Frameless Privacy Screens and Supporting Privacy Screens utilize a center work rail that separates the worksurfaces. Overhang of worksurface will vary by configuration and screen use.

74P and Knife edge styles are available and grommet locations may be specified for most worksurfaces. Knife edge use is restricted to the edge facing the occupant.

Worksurface options for 29" finished height applications include:
- Rectilinear
- Peninsula
- Extended Corner
- Return
- Adjoining
- Conference End
- Elliptical

Rectilinear worksurfaces for 29" finished height dual-sided applications may be specified with an optional sliding feature to facilitate cable routing at installation.

Worksurface options for 42" finished height applications include single-sided rectilinear tops and teaming rectilinear tops. Sliding worksurfaces are not available on 42" units.

Frames for 29" Finished Assemblies

Single- & dual-sided support frames provide structural support for the worksurfaces. They are available in single sided (24" & 30"depths), and dual-sided (48" & 60" depths) applications. Frames are specified as "starter" or "adder," depending upon their placement in a row. Single Sided frames support fixed worksurfaces only, while dual-sided frames support either fixed or sliding worksurfaces.
All Connection Zone support beams are telescopic to allow for support of multiple worksurface widths. Telescopic range varies by frame size; consult pricelist for details. Steel frame base support profile is 1-1/2" x 2-3/8", and a gap of 1-5/8" will be present between base structure and worksurface when assembled.

Wood leg frame base support features angled wood legs. No gap is present between worksurface and frame.

Starter models contain a set of end frames along with the necessary worksurface brackets and beam(s). These units are used as stand-alone by themselves or in conjunction with adder models to create rows of workstations.

Adder models contain a single Intermediate frame support and the necessary worksurface brackets and beam(s) to be used along with a starter model number to create rows. A typical row would contain (1) starter model and any number of adder models.

Perpendicular Support Frames are a group of parts that provide structural support for worksurfaces that are configured perpendicular to the main frame supported beams. Frames are available for support of single worksurface depths of 24" and 30" or for support of dual worksurface depths of 48" and 60". Perpendicular support frames can also be ordered as needed for reconfigurations.

Wood leg desks and conference tables include both frame and worksurface in a single model.

Frames for 42" Café Height" Finished Assemblies

Frames for 42"H assemblies are offered in 24" and 30" worksurface depths on single sided rows, and in 42" and 48" worksurface depths for teaming tables. Frames are specified as "starter" or "adder," depending upon their placement in a row. Starter legs for 42"H assemblies are inset from the edge of the worksurface, and adder legs span two worksurfaces. Frames include integral modesty panels which are attached to the legs for support. Modesty panels extend beyond the legs to the table edge.

Note: Fixed worksurfaces only should be specified for 42"H assemblies.

Above Worksurface Framed Screens and Dividers

Framed Screens and Dividers are constructed with an aluminum frame that provides superior strength and can be powder coated in frame matching or accent colors. The standard top rail provides a single slot that may be used to hang accessories; alternately an optional tool rail containing three slots may be specified. Insert material options include acrylic, acrylic markerboard, and tackable fabric.

Framed Screens and Dividers are offered in heights of 13" and 19" for all insert materials and in a 31" height with fabric only inserts. Single, uninterrupted screens are available in 6" increments from 24" to 78". 60", 64", 72" and 84" screens are offered with center segmentation, and 90" and 96" units are available in two or three equal segments. Privacy Screens are located flush with the bottom of the worksurfaces, run parallel with the support beam, and do not require the use of a work rail. On single-sided applications, mounting brackets are attached directly to the bottom of the worksurfaces.
On dual-sided applications, mounting brackets are attached to the support frames.
Divider Screens rest on top of the worksurface and run perpendicular to Privacy Screens. When used with a Privacy Screen, the Divider attaches to one end and is supported by a sliding or fixed worksurface attachment bracket on the other end. Divider screens may also be specified without Privacy Screens.

Modesty Panels

All modesty panels are 10" tall and constructed of 14 gauge steel with 1/4" diameter holes on 3/4" centers. They are available in standard powder coat colors and are supported by brackets that attach to the underside of a worksurface.

Modesty panels for use on single-sided frames for 29" high assemblies are located flush to and inset of the frame legs. These modesty panels do not attach to the legs and are not required for structural integrity.

Modesty panels for wood leg frames are located within the leg span, and are always included.

Modesty panels for use on single-sided or teaming table frames for 42" high assemblies are attached to the legs and span the entire width of the worksurface with a 1/4" reveal. One modesty panel is included and required for structural integrity on single-sided applications and two modesty panels are included and required for teaming table applications.

Electrical Components

The prewired electrical is a 10-Wire 6 Circiut/6-2-2 system (UL183): (6) hot wires, (2) shared oversized neutral wires, (2) ground wires ((1) isolated ground, and (1) building ground). The 6-2-2 system allows more workstations to feed from one power supply point. Each wireway is designed to accept one duplex receptacle per side on each end, for a total of four. Table-to-table electrical is accomplished by jumpers. The system is energized by either a Base Infeed (liquid tight covered flexible conduit) or a Top Infeed (metal flexible conduit housed by an extruded aluminum pole). Hardwire electrical is also offered.

For ease of specification, some rectilinear and teaming worksurface models include preconfigured rigid wireway.
Peninsula worksurfaces, returns, and all assemblies that feature a "center work rail" do not include any electrical components. Supporting privacy screens or frameless privacy screens require the use of specific electrical components for attachment below the center work rail.
Infeeds, receptacles, cable risers and jumpers are all specified separately.
Consult the Planning Guide and Pricelist for rules and specific models as they relate to Electrical Planning.

Connection Zone® Benching
Product Color Options

Connection Zone® Benching
Product Color Options

Worksurfaces

Edge Color for 74P and Knife Edge Style

Belair	EBQ
Biltmore Cherry	EBT
Black	EBL
Blue Grey	EGR
Brighton Walnut	EBW
Castle Oak	ECO
Cayenne	ECY
Cherry Storm	ECX
Cocobala	ECC
Cool Grey	ECG
Earthen Clay	EEY
Everglade Shade	EEV
Flannel	EFN
Florence Walnut	EFC
Friston Ash	EFH
Frosty White	EFW
Hazy Jade	EHJ
Honey Bee	EHY
Italian Silver Ash	EIT
Kensington Maple	EKM
Light Tone	ELG
Mardi Gras	EMG
Misty Brown	EMY
Monticello Maple	EMT
Multiplex	EMB
Nemo	ENE
Nordic	END
Poppy Red	EPR
Purple Haze	EPH
River Cherry	ERY
Rubber Ducky	ERK
Sand	ESA
Sky Blue	ESK
Sterling Ash	EAZ
Surf's Up	ESP
Twilight Shadow	ETI
Ultra Blue	EUB
Warm Grey	EWG
Windsor Mahogany	EWY
Zesty Lime	EZL

*Multiplex available on 74P edge ONLY.

Grommet Color

Black grommet	GBL
Blue Grey grommet	GGR
Cool Grey grommet	GCG
Flannel grommet	GFN
Misty Brown grommet	GMY
Sand grommet	GSA
Warm Grey grommet	GWG
Wet Sand grommet	GWS

Worksurfaces

Laminate Color

Belair	LBQ
Biltmore Cherry	LBT
Black	LBK
Brighton Walnut	LBW
Canyon Zephyr	LCA
Castle Oak	LCO
Casual Linen	LCU
Cherry Storm	LCX
Classic Linen	LCI
Cloud Zephyr	LCL
Cocobala	LCC
Crisp Linen	LRI
Desert Zephyr	LDZ
Dove Grey	LDG
Fired Steel	LIL
Flax Linen	LXF
Florence Walnut	LFC
Forged Steel	LOL
Friston Ash	LFH
Frosty White	LFW
Graphite Nebula	LGN
Grey	LGE
High Rise	LHE
Hollyberry	LHY
Irish Linen	LIH
Island	LID
Italian Silver Ash	LIT
Kensington Maple	LKM
Lapis Blue	LLB
Markerboard White	LMK
Misted Zephyr	LMR
Monticello Maple	LMT
Nickel Evolv	LNV
North Sea	LNA
Ocean	LON
Pearl Bisque	LPB
Pearl Silver	LPS
Pressed Linen	LPR
River Cherry	LRY
Rugged Linen	LRG
Satin Stainless	LSS
Shadow Zephyr	LSR
Silicon evolv	LSV
Sterling Ash	LAZ
Tailored Linen	LTL
Titanium evolv	LTV
White Nebula	LWL
White Sand	LWN
Windsor Mahogany	LWY

Steel Frames, Modesty Panels, Cable Tray Assemblies, Top Infeeds and Accessories Finish

Paint Color

Black	BL
Blue Grey	GR
Bronze Metallic	ZM
Cayenne	CY
Champagne Metallic	CM
Cool Grey	CG
Cottonwood	CO
Earthen Clay	EY
Espresso Metallic	EX
Everglade Shade	EV
Flannel	FN
Glitz Metallic	GZ
Hazy Jade	HJ
Honey Bee	HY
Light Tone	LG
Mardi Gras	MG
Misty Brown	MY
Nemo	NE
Nordic	ND
Purple Haze	PH
Rubber Ducky	RK
Sand	SA
Starlight Silver Metallic	SX
Surf's Up	SP
Twilight Shadow	TI
Ultra Blue	UB
Warm Grey	WG
Zesty Lime	ZL

Task Light

Black	BL
Silver	SV
White	WH

Electrical Floor Infeeds

Black	BL
Blue Grey	GR
Cottonwood	CO
Sand	SA
Warm Grey	WG

Electrical Top Infeeds

Black	BL
Blue Grey	GR
Bronze Metallic	ZM
Cayenne	CY
Champagne Metallic	CM
Cool Grey	CG
Cottonwood	CO
Earthen Clay	EY
Espresso Metallic	EX
Everglade Shade	EV
Flannel	FN
Glitz Metallic	GZ
Hazy Jade	HJ
Honey Bee	HY
Light Tone	LG
Mardi Gras	MG
Misty Brown	MY
Nemo	NE
Nordic	ND
Purple Haze	PH
Rubber Ducky	RK
Sand	SA
Starlight Silver Metallic	SX
Surf's Up	SP
Twilight Shadow	TI
Ultra Blue	UB
Warm Grey	WG
Zesty Lime	ZL

Wood Finish Color

Cherry Storm on Beech	BCX
Cinnamon on Beech	BCN
Cocoa on Beech	BCA
Eclypse Black on Beech	BEB
Florence Walnut on Beech	BFC
Natural on Beech	BNA
River Cherry on Beech	BRY

Finish Cards

View color swatches for items listed within this document.

Paints **Wood/Veneer** **Molded Edges** **Hard Plastics**
Plastics/Poly **Laminates** **Edge Styles** **Glass**

Certain options referenced may not be available on GSA Schedule.

Single-Sided Rectilinear Worksurfaces - 29” Height

24” Deep, Unpowered, No Modesty Panel

Single-Sided Rectilinear Worksurfaces - 29” Height
24” Deep, Unpowered, No Modesty Panel

	MODEL	D x W	MODEL NUMBER: Basic Model	Edge Style	Grommet Location	Grommet Color	Surface Finish	Edge Color	Approx. Packaged Weight	74P Edge (74P)	Knife Edge (KN)
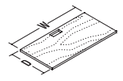 CZRS	**Single-Sided Applications with One Cutout Option** • Support frames are specified separately • C grommet option only • Intended for installation where non-user side abuts a wall • Unpowered • See grommet locations below	24 x 36	CZBWR24361NM	□□□	□□□	□□□	□□□	□□□	32.0#	$ 271	$ 299
		24 x 42	CZBWR24421NM	□□□	□□□	□□□	□□□	□□□	38.0#	282	309
		24 x 48	CZBWR24481NM	□□□	□□□	□□□	□□□	□□□	44.0#	354	382
		24 x 54	CZBWR24541NM	□□□	□□□	□□□	□□□	□□□	50.0#	428	466
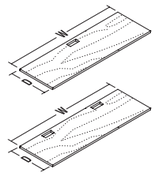 CZRS	**Single-Sided Applications with One or Two Cutout Options** • Support frames are specified separately • L and R grommet locations are centered for two users • Intended for installation where non-user side abuts a wall • Unpowered • See grommet locations below	24 x 60	CZBWR24601NM	□□□	□□□	□□□	□□□	□□□	55.0#	$ 434	$ 473
		24 x 64	CZBWR24641NM	□□□	□□□	□□□	□□□	□□□	58.0#	436	483
		24 x 66	CZBWR24661NM	□□□	□□□	□□□	□□□	□□□	60.0#	481	525
		24 x 72	CZBWR24721NM	□□□	□□□	□□□	□□□	□□□	65.0#	484	534
		24 x 78	CZBWR24781NM	□□□	□□□	□□□	□□□	□□□	70.0#	524	568
		24 x 84	CZBWR24841NM	□□□	□□□	□□□	□□□	□□□	76.0#	535	577
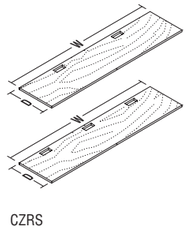 CZRS	**Single-Sided Applications with One, Two or Three Cutout Options** • Support frames are specified separately • C and LCR grommet locations are centered for three users • L, R and LR grommet locations are centered for two users • Intended for installation where non-user side abuts a wall • Unpowered • See grommet locations below	24 x 90	CZBWR24901NM	□□□	□□□	□□□	□□□	□□□	81.0#	$ 561	$ 609
		24 x 96	CZBWR24961NM	□□□	□□□	□□□	□□□	□□□	86.0#	568	618

Ⓐ Ⓑ Ⓒ Ⓓ Ⓔ Ⓕ

HOW TO ORDER

Indicate the following information on order form:
1. Quantity of each item.
2. Model number, including options. See “How To Build a Model Number”.
3. Any special service required.

Note: • The □ indicates that a choice is required.
- The absence of the □ indicates that no choice is required.
- Alpha-numeric characters in place of □ indicate that no other alternatives are available.

HOW TO BUILD A MODEL NUMBER

Ⓐ Select basic model.

Ⓑ Select edge style.

74P	- 74P edge
KN	- Knife edge

Ⓒ Select grommet location.

N	- No Grommet
L	- Grommet : Left; add $31
C	- Grommet : Center; add $31
R	- Grommet : Right; add $31
LR	- Grommet : Left/right; add $61
LCR	- Grommet : Left/center/right; add $92

N - Pick for all models
C - Pick for all models
L - Pick only for models 60” and longer
R - Pick only for models 60” and longer
LR - Pick only for models 60” and longer
LCR - Pick only for models 90” and longer

Ⓓ Select grommet color.
Refer to the **Product Color Options** page in this price list.

Ⓔ Select surface finish.
Refer to the **Product Color Options** page in this price list.

Ⓕ Select edge color.
Refer to the **Product Color Options** page in this price list.

SPECIAL SERVICES

Special Carton Marking

With specially marked information N/C

Shipping

Ships **assembled, FOB Bonduel, WI 54107, freight prepaid.** Freight class 125.

Specifications and prices are subject to change without prior notice.

Single-Sided Rectilinear Worksurfaces - 29” Height

24” Deep, Unpowered, with Modesty Panel

Single-Sided Rectilinear Worksurfaces - 29” Height
24” Deep, Unpowered, with Modesty Panel

	MODEL	D x W	MODEL NUMBER: Basic Model	Edge Style	Grommet Location	Grommet Color	Surface Finish	Edge Color	Powdercoat Color	Approx. Packaged Weight	74P Edge (74P)	Knife Edge (KN)
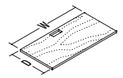 CZRS	**Single-Sided Applications with One Cutout Option** • Support frames are specified separately • C grommet option only • Features perforated steel modesty panel • Unpowered • See grommet locations below	24 x 36	CZBWR24361MP	□□□	□□□	□□□	□□□	□□□	□□	39.0#	$ 468	$ 497
		24 x 42	CZBWR24421MP	□□□	□□□	□□□	□□□	□□□	□□	47.0#	485	514
		24 x 48	CZBWR24481MP	□□□	□□□	□□□	□□□	□□□	□□	55.0#	597	627
		24 x 54	CZBWR24541MP	□□□	□□□	□□□	□□□	□□□	□□	63.0#	690	730
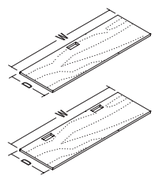 CZRS	**Single-Sided Applications with One or Two Cutout Options** • Support frames are specified separately • L and R grommet locations are centered for two users • Unpowered • Features perforated steel modesty panel • See grommet locations below	24 x 60	CZBWR24601MP	□□□	□□□	□□□	□□□	□□□	□□	69.0#	$ 713	$ 753
		24 x 64	CZBWR24641MP	□□□	□□□	□□□	□□□	□□□	□□	73.0#	779	791
		24 x 66	CZBWR24661MP	□□□	□□□	□□□	□□□	□□□	□□	75.0#	794	837
		24 x 72	CZBWR24721MP	□□□	□□□	□□□	□□□	□□□	□□	82.0#	811	857
		24 x 78	CZBWR24781MP	□□□	□□□	□□□	□□□	□□□	□□	88.0#	865	911
		24 x 84	CZBWR24841MP	□□□	□□□	□□□	□□□	□□□	□□	95.0#	886	930
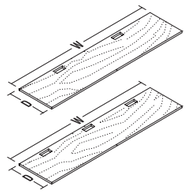 CZRS	**Single-Sided Applications with One, Two or Three Cutout Options** • Support frames are specified separately • C and LCR grommet locations are centered for three users • L, R and LR grommet locations are centered for two users • Unpowered • Features perforated steel modesty panel • See grommet locations below	24 x 90	CZBWR24901MP	□□□	□□□	□□□	□□□	□□□	□□	101.0#	$ 929	$ 979
		24 x 96	CZBWR24961MP	□□□	□□□	□□□	□□□	□□□	□□	108.0#	953	1002

Ⓐ Ⓑ Ⓒ Ⓓ Ⓔ Ⓕ Ⓖ

HOW TO ORDER

Indicate the following information on order form:
1. Quantity of each item.
2. Model number, including options. See “How To Build a Model Number”.
3. Any special service required.

Note: • The □ indicates that a choice is required.
- The absence of the □ indicates that no choice is required.
- Alpha-numeric characters in place of □ indicate that no other alternatives are available.

HOW TO BUILD A MODEL NUMBER

Ⓐ Select basic model.

Ⓑ Select edge style.

74P	- 74P edge
KN	- Knife edge

Ⓒ Select grommet location.

N	- No Grommet
L	- Grommet : Left; add $31
C	- Grommet : Center; add $31
R	- Grommet : Right; add $31
LR	- Grommet : Left/right; add $61
LCR	- Grommet : Left/center/right; add $92

N - Pick for all models
C - Pick for all models
L - Pick only for models 60” and longer
R - Pick only for models 60” and longer
LR - Pick only for models 60” and longer
LCR - Pick only for models 90” and longer

Ⓓ Select grommet color.
Refer to the **Product Color Options** page in this price list.

Ⓔ Select surface finish.
Refer to the **Product Color Options** page in this price list.

Ⓕ Select edge color.
Refer to the **Product Color Options** page in this price list.

Ⓖ Select modesty panel powdercoat.
Refer to the **Product Color Options** page in this price list.

SPECIAL SERVICES

Special Carton Marking

With specially marked information	N/C

Shipping

Ships **assembled, FOB Bonduel, WI 54107, freight prepaid.** Freight class 125.

Specifications and prices are subject to change without prior notice.

Single-Sided Rectilinear Worksurfaces - 29” Height

24” Deep, Powered, No Modesty Panel with Single 10-Wire Rigid Wireway

Single-Sided Rectilinear Worksurfaces - 29” Height

24” Deep, Powered, No Modesty Panel with Single 10-Wire Rigid Wireway

	MODEL	D x W	MODEL NUMBER: Basic Model	Edge Style Ⓑ	Grommet Location Ⓒ	Grommet Color Ⓓ	Surface Finish Ⓔ	Edge Color Ⓕ	Powdercoat Color Ⓖ	Approx. Packaged Weight	74P Edge (74P)	Knife Edge (KN)
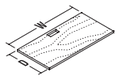 CZRS	**Single-Sided Applications with One Cutout Option** • Support frames are specified separately • C grommet option only • Intended for installation where non-user side abuts a wall • Single 10-wire rigid wireway included; receptacles, infeeds and table-to-table jumpers must be specified separately • Single 10-wire rigid wireway accommodates up to two receptacles • See grommet locations below • Villa Power Module cannot be installed in LH or RH cutouts of Connection Zone powered single-sided tables	24 x 36	CZBWR2436S1NM	□□□	□□□	□□□	□□□	□□□	□□	41.0#	$ 498	$ 526
		24 x 42	CZBWR2442S1NM	□□□	□□□	□□□	□□□	□□□	□□	47.0#	518	547
		24 x 48	CZBWR2448S1NM	□□□	□□□	□□□	□□□	□□□	□□	53.0#	720	751
		24 x 54	CZBWR2454S1NM	□□□	□□□	□□□	□□□	□□□	□□	60.0#	807	845
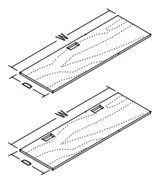 CZRS	**Single-Sided Applications with One or Two Cutout Options** • Support frames are specified separately • L and R grommet locations are centered for two users • Intended for installation where non-user side abuts a wall • Single 10-wire rigid wireway included; receptacles, infeeds and table-to-table jumpers must be specified separately • Single 10-wire rigid wireway accommodates up to two receptacles • See grommet locations below • Villa Power Module cannot be installed in LH or RH cutouts of Connection Zone powered single-sided tables	24 x 60	CZBWR2460S1NM	□□□	□□□	□□□	□□□	□□□	□□	69.0#	$ 881	$ 919
		24 x 72	CZBWR2472S1NM	□□□	□□□	□□□	□□□	□□□	□□	77.0#	993	1038
				Ⓐ	Ⓑ	Ⓒ	Ⓓ	Ⓔ	Ⓕ	Ⓖ		

HOW TO ORDER

Indicate the following information on order form:
1. Quantity of each item.
2. Model number, including options. See “How To Build a Model Number”.
3. Any special service required.

Note: • The □ indicates that a choice is required.
- The absence of the □ indicates that no choice is required.
- Alpha-numeric characters in place of □ indicate that no other alternatives are available.

HOW TO BUILD A MODEL NUMBER

Ⓐ Select basic model.

Ⓑ Select edge style.

74P	- 74P edge
KN	- Knife edge

Ⓒ Select grommet location.

N	- No Grommet
L	- Grommet : Left; add $31
C	- Grommet : Center; add $31
R	- Grommet : Right; add $31
LR	- Grommet : Left/right; add $61
LCR	- Grommet : Left/center/right; add $92

N - Pick for all models
C - Pick for all models
L - Pick only for models 60” and longer
R - Pick only for models 60” and longer
LR - Pick only for models 60” and longer
LCR - Pick only for models 90” and longer

Ⓓ Select grommet color.
Refer to the **Product Color Options** page in this price list.

Ⓔ Select surface finish.
Refer to the **Product Color Options** page in this price list.

Ⓕ Select edge color.
Refer to the **Product Color Options** page in this price list.

Ⓖ Select wire access cover powdercoat.
Refer to the **Product Color Options** page in this price list.

SPECIAL SERVICES

Special Carton Marking

With specially marked information	N/C

Shipping

Ships **assembled, FOB Bonduel, WI 54107, freight prepaid.** Freight class 125.

Specifications and prices are subject to change without prior notice.

Single-Sided Rectilinear Worksurfaces - 29” Height

24” Deep, Powered, No Modesty Panel with Double 10-Wire Rigid Wireway

Single-Sided Rectilinear Worksurfaces - 29” Height
24” Deep, Powered, No Modesty Panel with Double 10-Wire Rigid Wireway

	MODEL	D x W	MODEL NUMBER: Basic Model	Edge Style Ⓑ	Grommet Location Ⓒ	Grommet Color Ⓓ	Surface Finish Ⓔ	Edge Color Ⓕ	Powdercoat Color Ⓖ	Approx. Packaged Weight	74P Edge (74P)	Knife Edge (KN)
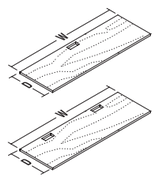 CZRS	**Single-Sided Applications with One or Two Cutout Options** • Support frames are specified separately • L and R grommet locations are centered for two users • Intended for installation where non-user side abuts a wall • Double 10-wire rigid wireway included; receptacles, infeeds and table-to-table jumpers are specified separately • Double 10-wire rigid wireway accommodates up to four receptacles • See grommet locations below • Villa Power Module cannot be installed in LH or RH cutouts of Connection Zone powered single-sided tables	24 x 60	CZBWR2460D1NM	□□□	□□□	□□□	□□□	□□□	□□	66.0#	$ 1091	$ 1129
		24 x 64	CZBWR2464D1NM	□□□	□□□	□□□	□□□	□□□	□□	70.0#	1131	1174
		24 x 66	CZBWR2466D1NM	□□□	□□□	□□□	□□□	□□□	□□	71.0#	1182	1224
		24 x 72	CZBWR2472D1NM	□□□	□□□	□□□	□□□	□□□	□□	77.0#	1204	1234
		24 x 78	CZBWR2478D1NM	□□□	□□□	□□□	□□□	□□□	□□	83.0#	1241	1286
		24 x 84	CZBWR2484D1NM	□□□	□□□	□□□	□□□	□□□	□□	89.0#	1251	1295
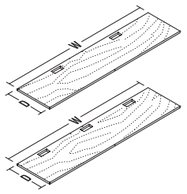 CZRS	**Single-Sided Applications with One, Two or Three Cutout Options** • Support frames are specified separately • C and LCR grommet locations are centered for three users • L, R and LR grommet locations are centered for two users • Intended for installation where non-user side abuts a wall • Double 10-wire rigid wireway included; receptacles, infeeds and table-to-table jumpers are specified separately • Double 10-wire rigid wireway accommodates up to four receptacles • See grommet locations below • Villa Power Module cannot be installed in LH or RH cutouts of Connection Zone powered single-sided tables	24 x 90	CZBWR2490D1NM	□□□	□□□	□□□	□□□	□□□	□□	97.0#	$ 1294	$ 1344
		24 x 96	CZBWR2496D1NM	□□□	□□□	□□□	□□□	□□□	□□	102.0#	1302	1353

Ⓐ Ⓑ Ⓒ Ⓓ Ⓔ Ⓕ Ⓖ

HOW TO ORDER

Indicate the following information on order form:
1. Quantity of each item.
2. Model number, including options. See “How To Build a Model Number”.
3. Any special service required.

Note: • The □ indicates that a choice is required.
- The absence of the □ indicates that no choice is required.
- Alpha-numeric characters in place of □ indicate that no other alternatives are available.

HOW TO BUILD A MODEL NUMBER

Ⓐ Select basic model.

Ⓑ Select edge style.

74P	- 74P edge
KN	- Knife edge

Ⓒ Select grommet location.

N	- No Grommet
L	- Grommet : Left; add $31
C	- Grommet : Center; add $31
R	- Grommet : Right; add $31
LR	- Grommet : Left/right; add $61
LCR	- Grommet : Left/center/right; add $92

N - Pick for all models
C - Pick for all models
L - Pick only for models 60” and longer
R - Pick only for models 60” and longer
LR - Pick only for models 60” and longer
LCR - Pick only for models 90” and longer

Ⓓ Select grommet color.
Refer to the **Product Color Options** page in this price list.

Ⓔ Select surface finish.
Refer to the **Product Color Options** page in this price list.

Ⓕ Select edge color.
Refer to the **Product Color Options** page in this price list.

Ⓖ Select wire access cover powdercoat finish.
Refer to the **Product Color Options** page in this price list.

SPECIAL SERVICES

Special Carton Marking

With specially marked information	N/C

Shipping

Ships **assembled, FOB Bonduel, WI 54107, freight prepaid.** Freight class 125.

Specifications and prices are subject to change without prior notice.

Single-Sided Rectilinear Worksurfaces - 29” Height

24” Deep, Powered, with Modesty Panel and Single 10-Wire Rigid Wireway

Single-Sided Rectilinear Worksurfaces - 29” Height

24” Deep, Powered, with Modesty Panel and Single 10-Wire Rigid Wireway

	MODEL	D x W	MODEL NUMBER: Basic Model	Edge Style Ⓑ	Grommet Location Ⓒ	Grommet Color Ⓓ	Surface Finish Ⓔ	Edge Color Ⓕ	Powdercoat Color Ⓖ	Approx. Packaged Weight	74P Edge (74P)	Knife Edge (KN)
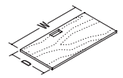 CZRS	**Single-Sided Applications with One Cutout Option** • Support frames are specified separately • C grommet option only • Features perforated steel modesty panel • Single 10-wire rigid wireway included; receptacles, infeeds and table-to-table jumpers must be specified separately • Single 10-wire rigid wireway accommodates up to two receptacles • See grommet locations below • Villa Power Module cannot be installed in LH or RH cutouts of Connection Zone powered single-sided tables	24 x 36	CZBWR2436S1MP	□□□	□□□	□□□	□□□	□□□	□□	46.0#	$ 666	$ 694
		24 x 42	CZBWR2442S1MP	□□□	□□□	□□□	□□□	□□□	□□	55.0#	692	718
		24 x 48	CZBWR2448S1MP	□□□	□□□	□□□	□□□	□□□	□□	64.0#	813	841
		24 x 54	CZBWR2454S1MP	□□□	□□□	□□□	□□□	□□□	□□	73.0#	917	956
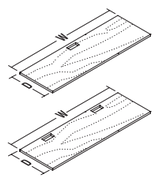 CZRS	**Single-Sided Applications with One or Two Cutout Options** • Support frames are specified separately • L and R grommet locations are centered for two users • Features perforated steel modesty panel • Single 10-wire rigid wireway included; receptacles, infeeds and table-to-table jumpers must be specified separately • Single 10-wire rigid wireway accommodates up to two receptacles • See grommet locations below • Villa Power Module cannot be installed in LH or RH cutouts of Connection Zone powered single-sided tables	24 x 60	CZBWR2460S1MP	□□□	□□□	□□□	□□□	□□□	□□	80.0#	$ 960	$ 998
		24 x 72	CZBWR2472S1MP	□□□	□□□	□□□	□□□	□□□	□□	94.0#	1120	1166

Ⓐ Ⓑ Ⓒ Ⓓ Ⓔ Ⓕ Ⓖ

HOW TO ORDER

Indicate the following information on order form:
1. Quantity of each item.
2. Model number, including options. See “How To Build a Model Number”.
3. Any special service required.

Note: • The □ indicates that a choice is required.
- The absence of the □ indicates that no choice is required.
- Alpha-numeric characters in place of □ indicate that no other alternatives are available.

HOW TO BUILD A MODEL NUMBER

Ⓐ Select basic model.

Ⓑ Select edge style.

74P	- 74P edge
KN	- Knife edge

Ⓒ Select grommet location.

N	- No Grommet
L	- Grommet : Left; add $31
C	- Grommet : Center; add $31
R	- Grommet : Right; add $31
LR	- Grommet : Left/right; add $61
LCR	- Grommet : Left/center/right; add $92

N - Pick for all models
C - Pick for all models
L - Pick only for models 60” and longer
R - Pick only for models 60” and longer
LR - Pick only for models 60” and longer
LCR - Pick only for models 90” and longer

Ⓓ Select grommet color.
Refer to the **Product Color Options** page in this price list.

Ⓔ Select surface finish.
Refer to the **Product Color Options** page in this price list.

Ⓕ Select edge color.
Refer to the **Product Color Options** page in this price list.

Ⓖ Select modesty panel & wire access cover powdercoat finish.
Refer to the **Product Color Options** page in this price list.

SPECIAL SERVICES

Special Carton Marking

With specially marked information	N/C

Shipping

Ships **assembled, FOB Bonduel, WI 54107, freight prepaid.** Freight class 125.

Specifications and prices are subject to change without prior notice.

Single-Sided Rectilinear Worksurfaces - 29” Height

24” Deep, Powered, with Modesty Panel and Double 10-Wire Rigid Wireway

Single-Sided Rectilinear Worksurfaces - 29” Height
24” Deep, Powered, with Modesty Panel and Double 10-Wire Rigid Wireway

	MODEL	D x W	MODEL NUMBER: Basic Model	Edge Style	Grommet Location	Grommet Color	Surface Finish	Edge Color	Powdercoat Color	Approx. Packaged Weight	74P Edge (74P)	Knife Edge (KN)
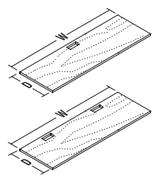 CZRS	**Single-Sided Applications with One or Two Cutout Options** • Support frames are specified separately • L and R grommet locations are centered for two users • Features perforated steel modesty panel • Double 10-wire rigid wireway included; receptacles, infeeds and table-to-table jumpers must be specified separately • Double 10-wire rigid wireway accommodates up to four receptacles • See grommet locations below • Villa Power Module cannot be installed in LH or RH cutouts of Connection Zone powered single-sided tables	24 x 60	CZBWR2460D1MP	□□□	□□□	□□□	□□□	□□□	□□	80.0#	$ 1170	$ 1211
		24 x 64	CZBWR2464D1MP	□□□	□□□	□□□	□□□	□□□	□□	84.0#	1223	1267
		24 x 66	CZBWR2466D1MP	□□□	□□□	□□□	□□□	□□□	□□	86.0#	1293	1340
		24 x 72	CZBWR2472D1MP	□□□	□□□	□□□	□□□	□□□	□□	94.0#	1334	1382
		24 x 78	CZBWR2478D1MP	□□□	□□□	□□□	□□□	□□□	□□	101.0#	1380	1411
		24 x 84	CZBWR2484D1MP	□□□	□□□	□□□	□□□	□□□	□□	108.0#	1409	1439
 CZRS	**Single-Sided Applications with One, Two or Three Cutout Options** • Support frames are specified separately • C and LCR grommet locations are centered for three users • L, R and LR grommet locations are centered for two users • Features perforated steel modesty panel • Double 10-wire rigid wireway included; receptacles, infeeds and table-to-table jumpers are specified separately • Double 10-wire rigid wireway accommodates up to four receptacles • See grommet locations below • Villa Power Module cannot be installed in LH or RH cutouts of Connection Zone powered single-sided tables	24 x 90	CZBWR2490D1MP	□□□	□□□	□□□	□□□	□□□	□□	116.0#	$ 1415	$ 1466
		24 x 96	CZBWR2496D1MP	□□□	□□□	□□□	□□□	□□□	□□	124.0#	1450	1497

Ⓐ Ⓑ Ⓒ Ⓓ Ⓔ Ⓕ Ⓖ

HOW TO ORDER

Indicate the following information on order form:
1. Quantity of each item.
2. Model number, including options. See “How To Build a Model Number”.
3. Any special service required.

Note: • The □ indicates that a choice is required.
- The absence of the □ indicates that no choice is required.
- Alpha-numeric characters in place of □ indicate that no other alternatives are available.

HOW TO BUILD A MODEL NUMBER

Ⓐ Select basic model.

Ⓑ Select edge style.

74P	- 74P edge
KN	- Knife edge

Ⓒ Select grommet location.

N	- No Grommet
L	- Grommet : Left; add $31
C	- Grommet : Center; add $31
R	- Grommet : Right; add $31
LR	- Grommet : Left/right; add $61
LCR	- Grommet : Left/center/right; add $92

N - Pick for all models
C - Pick for all models
L - Pick only for models 60” and longer
R - Pick only for models 60” and longer
LR - Pick only for models 60” and longer
LCR - Pick only for models 90” and longer

Ⓓ Select grommet color.
Refer to the **Product Color Options** page in this price list.

Ⓔ Select surface finish.
Refer to the **Product Color Options** page in this price list.

Ⓕ Select edge color.
Refer to the **Product Color Options** page in this price list.

Ⓖ Select modesty panel & wire access cover powdercoat finish.
Refer to the **Product Color Options** page in this price list.

SPECIAL SERVICES

Special Carton Marking

With specially marked information N/C

Shipping

Ships **assembled, FOB Bonduel, WI 54107, freight prepaid.** Freight class 125.

Specifications and prices are subject to change without prior notice.

Single-Sided Rectilinear Worksurfaces - 29” Height

30” Deep, Unpowered, No Modesty Panel

KI

Single-Sided Rectilinear Worksurfaces - 29” Height

30” Deep, Unpowered, No Modesty Panel

	MODEL	D x W	MODEL NUMBER Basic Model	Edge Style	Grommet Location	Grommet Color	Surface Finish	Edge Color	Approx. Packaged Weight	74P Edge (74P)	Knife Edge (KN)
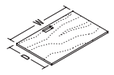 CZRS	**Single-Sided Applications with One Cutout Option** • Support frames are specified separately • C grommet option only • Intended for installation where non-user side abuts a wall • Unpowered • See grommet locations below	30 x 36	CZBWR30361NM	□□□	□□□	□□□	□□□	□□□	41.0#	$ 284	$ 311
		30 x 42	CZBWR30421NM	□□□	□□□	□□□	□□□	□□□	48.0#	355	389
		30 x 48	CZBWR30481NM	□□□	□□□	□□□	□□□	□□□	55.0#	397	431
		30 x 54	CZBWR30541NM	□□□	□□□	□□□	□□□	□□□	62.0#	465	506
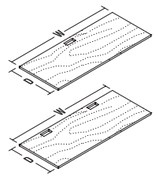 CZRS	**Single-Sided Applications with One or Two Cutout Options** • Support frames are specified separately • L and R grommet locations are centered for two users • Intended for installation where non-user side abuts a wall • Unpowered • See grommet locations below	30 x 60	CZBWR30601NM	□□□	□□□	□□□	□□□	□□□	68.0#	$ 472	$ 514
		30 x 64	CZBWR30641NM	□□□	□□□	□□□	□□□	□□□	73.0#	526	582
		30 x 66	CZBWR30661NM	□□□	□□□	□□□	□□□	□□□	75.0#	575	629
		30 x 72	CZBWR30721NM	□□□	□□□	□□□	□□□	□□□	81.0#	579	637
		30 x 78	CZBWR30781NM	□□□	□□□	□□□	□□□	□□□	88.0#	630	689
		30 x 84	CZBWR30841NM	□□□	□□□	□□□	□□□	□□□	94.0#	637	697
 CZRS	**Single-Sided Applications with One, Two or Three Cutout Options** • Support frames are specified separately • C and LCR grommet locations are centered for three users • L, R and LR grommet locations are centered for two users • Intended for installation where non-user side abuts a wall • Unpowered • See grommet locations below	30 x 90	CZBWR30901NM	□□□	□□□	□□□	□□□	□□□	101.0#	$ 653	$ 709
		30 x 96	CZBWR30961NM	□□□	□□□	□□□	□□□	□□□	107.0#	662	717
				Ⓐ	Ⓑ	Ⓒ	Ⓓ	Ⓔ	Ⓕ		

HOW TO ORDER

Indicate the following information on order form:
1. Quantity of each item.
2. Model number, including options. See “How To Build a Model Number”.
3. Any special service required.

Note: • The □ indicates that a choice is required.
- The absence of the □ indicates that no choice is required.
- Alpha-numeric characters in place of □ indicate that no other alternatives are available.

HOW TO BUILD A MODEL NUMBER

Ⓐ Select basic model.

Ⓑ Select edge style.

74P	- 74P edge
KN	- Knife edge

Ⓒ Select grommet location.

N	- No Grommet
L	- Grommet : Left; add $31
C	- Grommet : Center; add $31
R	- Grommet : Right; add $31
LR	- Grommet : Left/right; add $61
LCR	- Grommet : Left/center/right; add $92

N - Pick for all models
C - Pick for all models
L - Pick only for models 60” and longer
R - Pick only for models 60” and longer
LR - Pick only for models 60” and longer
LCR - Pick only for models 90” and longer

Ⓓ Select grommet color.
Refer to the **Product Color Options** page in this price list.

Ⓔ Select surface finish.
Refer to the **Product Color Options** page in this price list.

Ⓕ Select edge color.
Refer to the **Product Color Options** page in this price list.

SPECIAL SERVICES

Special Carton Marking

With specially marked information N/C

Shipping

Ships **assembled, FOB Bonduel, WI 54107, freight prepaid.** Freight class 125.

Specifications and prices are subject to change without prior notice.

Single-Sided Rectilinear Worksurfaces - 29” Height

30” Deep, Unpowered, with Modesty Panel

Single-Sided Rectilinear Worksurfaces - 29” Height
30” Deep, Unpowered, with Modesty Panel

	MODEL	D x W	MODEL NUMBER: Basic Model	Edge Style (A)	Grommet Location (B)	Grommet Color (C)	Surface Finish (D)	Edge Color (E)	Powdercoat Color (F)	Approx. Packaged Weight	74P Edge (74P)	Knife Edge (KN)
 CZRS	**Single-Sided Applications with One Cutout Option** • Support frames are specified separately • C grommet option only • Features perforated steel modesty panel • Unpowered • See grommet locations below	30 x 36	CZBWR30361MP	□□□	□□□	□□□	□□□	□□□	□□	48.0#	$ 482	$ 509
		30 x 42	CZBWR30421MP	□□□	□□□	□□□	□□□	□□□	□□	57.0#	559	592
		30 x 48	CZBWR30481MP	□□□	□□□	□□□	□□□	□□□	□□	66.0#	640	674
		30 x 54	CZBWR30541MP	□□□	□□□	□□□	□□□	□□□	□□	75.0#	726	767
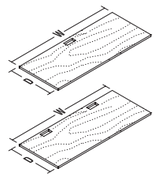 CZRS	**Single-Sided Applications with One or Two Cutout Options** • Support frames are specified separately • L and R grommet locations are centered for two users • Unpowered • Features perforated steel modesty panel • See grommet locations below	30 x 60	CZBWR30601MP	□□□	□□□	□□□	□□□	□□□	□□	82.0#	$ 747	$ 789
		30 x 64	CZBWR30641MP	□□□	□□□	□□□	□□□	□□□	□□	87.0#	817	870
		30 x 66	CZBWR30661MP	□□□	□□□	□□□	□□□	□□□	□□	90.0#	887	940
		30 x 72	CZBWR30721MP	□□□	□□□	□□□	□□□	□□□	□□	98.0#	904	958
		30 x 78	CZBWR30781MP	□□□	□□□	□□□	□□□	□□□	□□	106.0#	971	1030
		30 x 84	CZBWR30841MP	□□□	□□□	□□□	□□□	□□□	□□	113.0#	990	1048
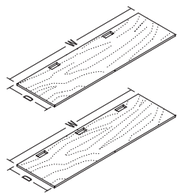 CZRS	**Single-Sided Applications with One, Two or Three Cutout Options** • Support frames are specified separately • C and LCR grommet locations are centered for three users • L, R and LR grommet locations are centered for two users • Unpowered • Features perforated steel modesty panel • See grommet locations below	30 x 90	CZBWR30901MP	□□□	□□□	□□□	□□□	□□□	□□	121.0#	$ 1019	$ 1077
		30 x 96	CZBWR30961MP	□□□	□□□	□□□	□□□	□□□	□□	129.0#	1045	1100

Ⓐ Ⓑ Ⓒ Ⓓ Ⓔ Ⓕ Ⓖ

HOW TO ORDER

Indicate the following information on order form:
1. Quantity of each item.
2. Model number, including options. See “How To Build a Model Number”.
3. Any special service required.

Note: • The □ indicates that a choice is required.
- The absence of the □ indicates that no choice is required.
- Alpha-numeric characters in place of □ indicate that no other alternatives are available.

HOW TO BUILD A MODEL NUMBER

Ⓐ Select basic model.

Ⓑ Select edge style.

74P	- 74P edge
KN	- Knife edge

Ⓒ Select grommet location.

N	- No Grommet
L	- Grommet : Left; add $31
C	- Grommet : Center; add $31
R	- Grommet : Right; add $31
LR	- Grommet : Left/right; add $61
LCR	- Grommet : Left/center/right; add $92

N - Pick for all models
C - Pick for all models
L - Pick only for models 60” and longer
R - Pick only for models 60” and longer
LR - Pick only for models 60” and longer
LCR - Pick only for models 90” and longer

Ⓓ Select grommet color.
Refer to the **Product Color Options** page in this price list.

Ⓔ Select surface finish.
Refer to the **Product Color Options** page in this price list.

Ⓕ Select edge color.
Refer to the **Product Color Options** page in this price list.

Ⓖ Select modesty panel powdercoat.
Refer to the **Product Color Options** page in this price list.

SPECIAL SERVICES

Special Carton Marking

With specially marked information	N/C

Shipping

Ships **assembled, FOB Bonduel, WI 54107, freight prepaid.** Freight class 125.

Specifications and prices are subject to change without prior notice.

Single-Sided Rectilinear Worksurfaces - 29” Height

30” Deep, Powered, No Modesty Panel with Single 10-Wire Rigid Wireway

Single-Sided Rectilinear Worksurfaces - 29” Height
30” Deep, Powered, No Modesty Panel with Single 10-Wire Rigid Wireway

	MODEL	D x W	MODEL NUMBER: Basic Model	Edge Style Ⓑ	Grommet Location Ⓒ	Grommet Color Ⓓ	Surface Finish Ⓔ	Edge Color Ⓕ	Powdercoat Color Ⓖ	Approx. Packaged Weight	74P Edge (74P)	Knife Edge (KN)
 CZRS	**Single-Sided Applications with One Cutout Option** • Support frames are specified separately • C grommet option only • Intended for installation where non-user side abuts a wall • Single 10-wire rigid wireway included; receptacles, infeeds and table-to-table jumpers must be specified separately • Single 10-wire rigid wireway accommodates up to two receptacles • See grommet locations below • Villa Power Module cannot be installed in LH or RH cutouts of Connection Zone powered single-sided tables	30 x 36	CZBWR3036S1NM	□□□	□□□	□□□	□□□	□□□	□□	42.0#	$ 513	$ 537
		30 x 42	CZBWR3042S1NM	□□□	□□□	□□□	□□□	□□□	□□	52.0#	592	626
		30 x 48	CZBWR3048S1NM	□□□	□□□	□□□	□□□	□□□	□□	62.0#	765	797
		30 x 54	CZBWR3054S1NM	□□□	□□□	□□□	□□□	□□□	□□	72.0#	841	885
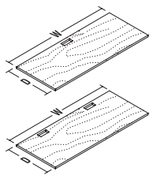 CZRS	**Single-Sided Applications with One or Two Cutout Options** • Support frames are specified separately • L and R grommet locations are centered for two users • Intended for installation where non-user side abuts a wall • Single 10-wire rigid wireway included; receptacles, infeeds and table-to-table jumpers must be specified separately • Single 10-wire rigid wireway accommodates up to two receptacles • See grommet locations below • Villa Power Module cannot be installed in LH or RH cutouts of Connection Zone powered single-sided tables	30 x 60	CZBWR3060S1NM	□□□	□□□	□□□	□□□	□□□	□□	79.0#	$ 916	$ 956
		30 x 72	CZBWR3072S1NM	□□□	□□□	□□□	□□□	□□□	□□	93.0#	1086	1141

Ⓐ Ⓑ Ⓒ Ⓓ Ⓔ Ⓕ Ⓖ

HOW TO ORDER

Indicate the following information on order form:
1. Quantity of each item.
2. Model number, including options. See “How To Build a Model Number”.
3. Any special service required.

Note: • The □ indicates that a choice is required.
- The absence of the □ indicates that no choice is required.
- Alpha-numeric characters in place of □ indicate that no other alternatives are available.

HOW TO BUILD A MODEL NUMBER

Ⓐ Select basic model.

Ⓑ Select edge style.

74P	- 74P edge
KN	- Knife edge

Ⓒ Select grommet location.

N	- No Grommet
L	- Grommet : Left; add $31
C	- Grommet : Center; add $31
R	- Grommet : Right; add $31
LR	- Grommet : Left/right; add $61
LCR	- Grommet : Left/center/right; add $92

N - Pick for all models
C - Pick for all models
L - Pick only for models 60” and longer
R - Pick only for models 60” and longer
LR - Pick only for models 60” and longer
LCR - Pick only for models 90” and longer

Ⓓ Select grommet color.
Refer to the **Product Color Options** page in this price list.

Ⓔ Select surface finish.
Refer to the **Product Color Options** page in this price list.

Ⓕ Select edge color.
Refer to the **Product Color Options** page in this price list.

Ⓖ Select wire access cover powdercoat.
Refer to the **Product Color Options** page in this price list.

SPECIAL SERVICES

Special Carton Marking

With specially marked information	N/C

Shipping

Ships **assembled, FOB Bonduel, WI 54107, freight prepaid.** Freight class 125.

Specifications and prices are subject to change without prior notice.

Single-Sided Rectilinear Worksurfaces - 29” Height

30” Deep, Powered, No Modesty Panel with Double 10-Wire Rigid Wireway

Single-Sided Rectilinear Worksurfaces - 29” Height
30” Deep, Powered, No Modesty Panel with Double 10-Wire Rigid Wireway

	MODEL	D x W	MODEL NUMBER: Basic Model	Edge Style Ⓑ	Grommet Location Ⓒ	Grommet Color Ⓓ	Surface Finish Ⓔ	Edge Color Ⓕ	Powdercoat Color Ⓖ	Approx. Packaged Weight	74P Edge (74P)	Knife Edge (KN)
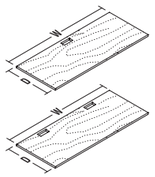 CZRS	**Single-Sided Applications with One or Two Cutout Options** • Support frames are specified separately • L and R grommet locations are centered for two users • Intended for installation where non-user side abuts a wall • Double 10-wire rigid wireway included; receptacles, infeeds and table-to-table jumpers are specified separately • Double 10-wire rigid wireway accommodates up to four receptacles • See grommet locations below • Villa Power Module cannot be installed in LH or RH cutouts of Connection Zone powered single-sided tables	30 x 60	CZBWR3060D1NM	□□□	□□□	□□□	□□□	□□□	□□	79.0#	$ 1126	$ 1168
		30 x 64	CZBWR3064D1NM	□□□	□□□	□□□	□□□	□□□	□□	84.0#	1204	1248
		30 x 66	CZBWR3066D1NM	□□□	□□□	□□□	□□□	□□□	□□	86.0#	1274	1326
		30 x 72	CZBWR3072D1NM	□□□	□□□	□□□	□□□	□□□	□□	93.0#	1292	1334
		30 x 78	CZBWR3078D1NM	□□□	□□□	□□□	□□□	□□□	□□	101.0#	1346	1404
		30 x 84	CZBWR3084D1NM	□□□	□□□	□□□	□□□	□□□	□□	107.0#	1356	1414
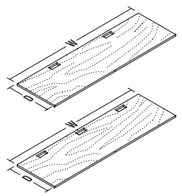 CZRS	**Single-Sided Applications with One, Two or Three Cutout Options** • Support frames are specified separately • C and LCR grommet locations are centered for three users • L, R and LR grommet locations are centered for two users • Intended for installation where non-user side abuts a wall • Double 10-wire rigid wireway included; receptacles, infeeds and table-to-table jumpers are specified separately • Double 10-wire rigid wireway accommodates up to four receptacles • See grommet locations below • Villa Power Module cannot be installed in LH or RH cutouts of Connection Zone powered single-sided tables	30 x 90	CZBWR3090D1NM	□□□	□□□	□□□	□□□	□□□	□□	116.0#	$ 1383	$ 1442
		30 x 96	CZBWR3096D1NM	□□□	□□□	□□□	□□□	□□□	□□	123.0#	1394	1450

Ⓐ Ⓑ Ⓒ Ⓓ Ⓔ Ⓕ Ⓖ

HOW TO ORDER

Indicate the following information on order form:
1. Quantity of each item.
2. Model number, including options. See “How To Build a Model Number”.
3. Any special service required.

Note: • The □ indicates that a choice is required.
- The absence of the □ indicates that no choice is required.
- Alpha-numeric characters in place of □ indicate that no other alternatives are available.

HOW TO BUILD A MODEL NUMBER

Ⓐ Select basic model.

Ⓑ Select edge style.

74P	- 74P edge
KN	- Knife edge

Ⓒ Select grommet location.

N	- No Grommet
L	- Grommet : Left; add $31
C	- Grommet : Center; add $31
R	- Grommet : Right; add $31
LR	- Grommet : Left/right; add $61
LCR	- Grommet : Left/center/right; add $92

N - Pick for all models
C - Pick for all models
L - Pick only for models 60” and longer
R - Pick only for models 60” and longer
LR - Pick only for models 60” and longer
LCR - Pick only for models 90” and longer

Ⓓ Select grommet color.
Refer to the **Product Color Options** page in this price list.

Ⓔ Select surface finish.
Refer to the **Product Color Options** page in this price list.

Ⓕ Select edge color.
Refer to the **Product Color Options** page in this price list.

Ⓖ Select wire access cover powdercoat color.
Refer to the **Product Color Options** page in this price list.

SPECIAL SERVICES

Special Carton Marking

With specially marked information	N/C

Shipping

Ships **assembled, FOB Bonduel, WI 54107, freight prepaid.** Freight class 125.

Specifications and prices are subject to change without prior notice.

Single-Sided Rectilinear Worksurfaces - 29” Height

30” Deep, Powered, with Modesty Panel and Single 10-Wire Rigid Wireway

Single-Sided Rectilinear Worksurfaces - 29” Height

30” Deep, Powered, with Modesty Panel and Single 10-Wire Rigid Wireway

	MODEL	D x W	MODEL NUMBER: Basic Model	Edge Style Ⓑ	Grommet Location Ⓒ	Grommet Color Ⓓ	Surface Finish Ⓔ	Edge Color Ⓕ	Powdercoat Color Ⓖ	Approx. Packaged Weight	74P Edge (74P)	Knife Edge (KN)
 CZRS	**Single-Sided Applications with One Cutout Option** • Support frames are specified separately • C grommet option only • Features perforated steel modesty panel • Single 10-wire rigid wireway included; receptacles, infeeds and table-to-table jumpers must be specified separately • Single 10-wire rigid wireway accommodates up to two receptacles • See grommet locations below • Villa Power Module cannot be installed in LH or RH cutouts of Connection Zone powered single-sided tables	30 x 36	CZBWR3036S1MP	□□□	□□□	□□□	□□□	□□□	□□	55.0#	$ 678	$ 707
		30 x 42	CZBWR3042S1MP	□□□	□□□	□□□	□□□	□□□	□□	65.0#	766	797
		30 x 48	CZBWR3048S1MP	□□□	□□□	□□□	□□□	□□□	□□	75.0#	815	848
		30 x 54	CZBWR3054S1MP	□□□	□□□	□□□	□□□	□□□	□□	85.0#	953	995
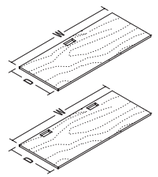 CZRS	**Single-Sided Applications with One or Two Cutout Options** • Support frames are specified separately • L and R grommet locations are centered for two users • Features perforated steel modesty panel • Single 10-wire rigid wireway included; receptacles, infeeds and table-to-table jumpers must be specified separately • Single 10-wire rigid wireway accommodates up to two receptacles • See grommet locations below • Villa Power Module cannot be installed in LH or RH cutouts of Connection Zone powered single-sided tables	30 x 60	CZBWR3060S1MP	□□□	□□□	□□□	□□□	□□□	□□	93.0#	$ 997	$ 1038
		30 x 72	CZBWR3072S1MP	□□□	□□□	□□□	□□□	□□□	□□	110.0#	1213	1267

Ⓐ Ⓑ Ⓒ Ⓓ Ⓔ Ⓕ Ⓖ

HOW TO ORDER

Indicate the following information on order form:
1. Quantity of each item.
2. Model number, including options. See “How To Build a Model Number”.
3. Any special service required.

Note: • The □ indicates that a choice is required.
- The absence of the □ indicates that no choice is required.
- Alpha-numeric characters in place of □ indicate that no other alternatives are available.

HOW TO BUILD A MODEL NUMBER

Ⓐ Select basic model.

Ⓑ Select edge style.

74P	- 74P edge
KN	- Knife edge

Ⓒ Select grommet location.

N	- No Grommet
L	- Grommet : Left; add $31
C	- Grommet : Center; add $31
R	- Grommet : Right; add $31
LR	- Grommet : Left/right; add $61
LCR	- Grommet : Left/center/right; add $92

N - Pick for all models
C - Pick for all models
L - Pick only for models 60” and longer
R - Pick only for models 60” and longer
LR - Pick only for models 60” and longer
LCR - Pick only for models 90” and longer

Ⓓ Select grommet color.
Refer to the **Product Color Options** page in this price list.

Ⓔ Select surface finish.
Refer to the **Product Color Options** page in this price list.

Ⓕ Select edge color.
Refer to the **Product Color Options** page in this price list.

Ⓖ Select modesty panel & wire access cover powdercoat finish.
Refer to the **Product Color Options** page in this price list.

SPECIAL SERVICES

Special Carton Marking

With specially marked information	N/C

Shipping

Ships **assembled, FOB Bonduel, WI 54107, freight prepaid.** Freight class 125.

Specifications and prices are subject to change without prior notice.

Single-Sided Rectilinear Worksurfaces - 29” Height

30” Deep, Powered, with Modesty Panel and Double 10-Wire Rigid Wireway

Single-Sided Rectilinear Worksurfaces - 29” Height

30” Deep, Powered, with Modesty Panel and Double 10-Wire Rigid Wireway

	MODEL	D x W	MODEL NUMBER: Basic Model	Edge Style (A)	Grommet Location (B)	Grommet Color (C)	Surface Finish (D)	Edge Color (E)	Powdercoat Color (F)	Approx. Packaged Weight	74P Edge (74P)	Knife Edge (KN)
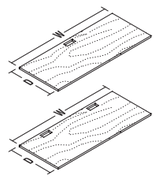 CZRS	**Single-Sided Applications with One or Two Cutout Options** • Support frames are specified separately • L and R grommet locations are centered for two users • Features perforated steel modesty panel • Double 10-wire rigid wireway included; receptacles, infeeds and table-to-table jumpers must be specified separately • Double 10-wire rigid wireway accommodates up to four receptacles • See grommet locations below • Villa Power Module cannot be installed in LH or RH cutouts of Connection Zone powered single-sided tables	30 x 60	CZBWR3060D1MP	□□□	□□□	□□□	□□□	□□□	□□	93.0#	$ 1224	$ 1251
		30 x 64	CZBWR3064D1MP	□□□	□□□	□□□	□□□	□□□	□□	99.0#	1314	1366
		30 x 66	CZBWR3066D1MP	□□□	□□□	□□□	□□□	□□□	□□	101.0#	1389	1442
		30 x 72	CZBWR3072D1MP	□□□	□□□	□□□	□□□	□□□	□□	110.0#	1394	1464
		30 x 78	CZBWR3078D1MP	□□□	□□□	□□□	□□□	□□□	□□	119.0#	1490	1547
		30 x 84	CZBWR3084D1MP	□□□	□□□	□□□	□□□	□□□	□□	126.0#	1515	1574
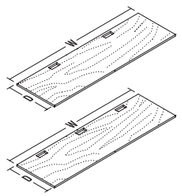 CZRS	**Single-Sided Applications with One, Two or Three Cutout Options** • Support frames are specified separately • C and LCR grommet locations are centered for three users • L, R and LR grommet locations are centered for two users • Features perforated steel modesty panel • Double 10-wire rigid wireway included; receptacles, infeeds and table-to-table jumpers are specified separately • Double10-wire rigid wireway accommodates up to four receptacles • See grommet locations below • Villa Power Module cannot be installed in LH or RH cutouts of Connection Zone powered single-sided tables	30 x 90	CZBWR3090D1MP	□□□	□□□	□□□	□□□	□□□	□□	136.0#	$ 1551	$ 1608
		30 x 96	CZBWR3096D1MP	□□□	□□□	□□□	□□□	□□□	□□	145.0#	1584	1642

Ⓐ Ⓑ Ⓒ Ⓓ Ⓔ Ⓕ Ⓖ

HOW TO ORDER

Indicate the following information on order form:
1. Quantity of each item.
2. Model number, including options. See “How To Build a Model Number”.
3. Any special service required.

Note: • The □ indicates that a choice is required.
- The absence of the □ indicates that no choice is required.
- Alpha-numeric characters in place of □ indicate that no other alternatives are available.

HOW TO BUILD A MODEL NUMBER

Ⓐ Select basic model.

Ⓑ Select edge style.

74P	- 74P edge
KN	- Knife edge

Ⓒ Select grommet location.

N	- No Grommet
L	- Grommet : Left; add $31
C	- Grommet : Center; add $31
R	- Grommet : Right; add $31
LR	- Grommet : Left/right; add $61
LCR	- Grommet : Left/center/right; add $92

N - Pick for all models
C - Pick for all models
L - Pick only for models 60” and longer
R - Pick only for models 60” and longer
LR - Pick only for models 60” and longer
LCR - Pick only for models 90” and longer

Ⓓ Select grommet color.
Refer to the **Product Color Options** page in this price list.

Ⓔ Select surface finish.
Refer to the **Product Color Options** page in this price list.

Ⓕ Select edge color.
Refer to the **Product Color Options** page in this price list.

Ⓖ Select modesty panel & wire access cover powdercoat finish.
Refer to the **Product Color Options** page in this price list.

SPECIAL SERVICES

Special Carton Marking

With specially marked information	N/C

Shipping

Ships **assembled, FOB Bonduel, WI 54107, freight prepaid.** Freight class 125.

Specifications and prices are subject to change without prior notice.

Dual-Sided Rectilinear Worksurfaces - 29” Height

24” Deep, Unpowered

Dual-Sided Rectilinear Worksurfaces - 29” Height

24” Deep, Unpowered

	MODEL	D x W	MODEL NUMBER: Basic Model	Edge Style	Grommet Location	Grommet Color	Surface Finish	Edge Color	Powdercoat Color	Approx. Packaged Weight	74P Edge (74P)	Knife Edge (KN)
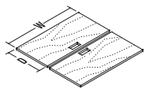 CZRD	**Dual-Sided Applications with One Cutout Option** • Includes two identical worksurfaces • Support frames are specified separately • C grommet option only • Unpowered • See grommet locations below	24 x 36	CZBWR24362	□□□	□□□	□□□	□□□	□□□	□□	72.0#	$ 696	$ 754
		24 x 42	CZBWR24422	□□□	□□□	□□□	□□□	□□□	□□	85.0#	736	791
		24 x 48	CZBWR24482	□□□	□□□	□□□	□□□	□□□	□□	98.0#	908	966
		24 x 54	CZBWR24542	□□□	□□□	□□□	□□□	□□□	□□	111.0#	1059	1134
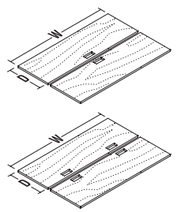 CZRD	**Dual-Sided Applications with One or Two Cutout Options** • Includes two identical worksurfaces • Support frames are specified separately • LR grommet locations are centered for two users • Unpowered • See grommet locations below	24 x 60	CZBWR24602	□□□	□□□	□□□	□□□	□□□	□□	122.0#	$ 1117	$ 1193
		24 x 64	CZBWR24642	□□□	□□□	□□□	□□□	□□□	□□	130.0#	1174	1394
		24 x 66	CZBWR24662	□□□	□□□	□□□	□□□	□□□	□□	134.0#	1221	1312
		24 x 72	CZBWR24722	□□□	□□□	□□□	□□□	□□□	□□	145.0#	1228	1318
		24 x 78	CZBWR24782	□□□	□□□	□□□	□□□	□□□	□□	157.0#	1413	1502
		24 x 84	CZBWR24842	□□□	□□□	□□□	□□□	□□□	□□	170.0#	1433	1521
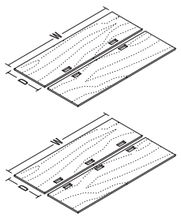 CZRD	**Dual-Sided Applications with One, Two or Three Cutout Options** • Includes two identical worksurfaces • Support frames are specified separately • C and LCR grommet locations are centered for three users • LR grommet locations are centered for two users • Unpowered • See grommet locations below	24 x 90	CZBWR24902	□□□	□□□	□□□	□□□	□□□	□□	181.0#	$ 1520	$ 1623
		24 x 96	CZBWR24962	□□□	□□□	□□□	□□□	□□□	□□	192.0#	1541	1639

Ⓐ Ⓑ Ⓒ Ⓓ Ⓔ Ⓕ Ⓖ

HOW TO ORDER

Indicate the following information on order form:
1. Quantity of each item.
2. Model number, including options. See “How To Build a Model Number”.
3. Any special service required.

Note: • The □ indicates that a choice is required.
- The absence of the □ indicates that no choice is required.
- Alpha-numeric characters in place of □ indicate that no other alternatives are available.

HOW TO BUILD A MODEL NUMBER

Ⓐ Select basic model.

Ⓑ Select edge style.

74P	- 74P edge
KN	- Knife edge

Ⓒ Select grommet location.

N	- No Grommet
C	- Grommet : Center; add $61
LR	- Grommet : Left/right; add $123
LCR	- Grommet : Left/center/right; add $184

N - Pick for all models
C - Pick for all models
LR - Pick only for models 60” and longer
LCR - Pick only for models 90” and longer

Ⓓ Select grommet color.
Refer to the **Product Color Options** page in this price list.

Ⓔ Select surface finish.
Refer to the **Product Color Options** page in this price list.

Ⓕ Select edge color.
Refer to the **Product Color Options** page in this price list.

Ⓖ Select cable tray powder coat color.
Refer to the **Product Color Options** page in this price list.

SPECIAL SERVICES

Special Carton Marking

With specially marked information	N/C

Shipping

Ships **assembled, FOB Bonduel, WI 54107, freight prepaid.** Freight class 125.

Specifications and prices are subject to change without prior notice.

Dual-Sided Rectilinear Worksurfaces - 29” Height

24” Deep, Powered with Single 10-Wire Rigid Wireway

Dual-Sided Rectilinear Worksurfaces - 29” Height

24” Deep, Powered with Single 10-Wire Rigid Wireway

	MODEL	D x W	MODEL NUMBER: Basic Model	Edge Style	Grommet Location	Grommet Color	Surface Finish	Edge Color	Powdercoat Color	Approx. Packaged Weight	74P Edge (74P)	Knife Edge (KN)
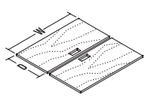 CZRD	**Dual-Sided Applications with One Cutout Option** • Includes two identical worksurfaces • Support frames are specified separately • C grommet option only • Single 10-wire rigid wireway is suspended between worksurfaces; receptacles, infeeds and table-to-table jumpers must be specified separately • Single 10-wire rigid wireway accommodates up to four receptacles • See grommet locations below • Not for use with Workrail planning, Activ8 or hardwire	24 x 36	CZBWR2436S2	□□□	□□□	□□□	□□□	□□□	□□	77.0#	$ 904	$ 960
		24 x 42	CZBWR2442S2	□□□	□□□	□□□	□□□	□□□	□□	91.0#	1031	1072
		24 x 48	CZBWR2448S2	□□□	□□□	□□□	□□□	□□□	□□	105.0#	1128	1185
		24 x 54	CZBWR2454S2	□□□	□□□	□□□	□□□	□□□	□□	119.0#	1285	1361
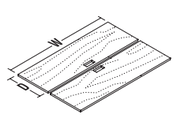 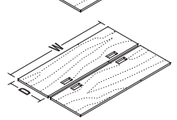 CZRD	**Dual-Sided Applications with One or Two Cutout Options** • Includes two identical worksurfaces • Support frames are specified separately • LR grommet locations are centered for two users • Single 10-wire rigid wireway is suspended between worksurfaces; receptacles, infeeds and table-to-table jumpers must be specified separately • Single 10-wire rigid wireway accommodates up to four receptacles • See grommet locations below • Not for use with Workrail planning, Activ8 or hardwire	24 x 60	CZBWR2460S2	□□□	□□□	□□□	□□□	□□□	□□	131.0#	$ 1365	$ 1443
		24 x 72	CZBWR2472S2	□□□	□□□	□□□	□□□	□□□	□□	155.0#	1534	1625

Ⓐ Ⓑ Ⓒ Ⓓ Ⓔ Ⓕ Ⓖ

HOW TO ORDER

Indicate the following information on order form:
1. Quantity of each item.
2. Model number, including options. See “How To Build a Model Number”.
3. Any special service required.

Note: • The □ indicates that a choice is required.
- The absence of the □ indicates that no choice is required.
- Alpha-numeric characters in place of □ indicate that no other alternatives are available.

HOW TO BUILD A MODEL NUMBER

Ⓐ Select basic model.

Ⓑ Select edge style.

74P	- 74P edge
KN	- Knife edge

Ⓒ Select grommet location.

N	- No Grommet
C	- Grommet : Center; add $61
LR	- Grommet : Left/right; add $123
LCR	- Grommet : Left/center/right; add $184

N - Pick for all models
C - Pick for all models
LR - Pick only for models 60” and longer
LCR - Pick only for models 90” and longer

Ⓓ Select grommet color.
Refer to the **Product Color Options** page in this price list.

Ⓔ Select surface finish.
Refer to the **Product Color Options** page in this price list.

Ⓕ Select edge color.
Refer to the **Product Color Options** page in this price list.

Ⓖ Select power channel and cable tray powdercoat color.
Refer to the **Product Color Options** page in this price list.

SPECIAL SERVICES

Special Carton Marking

With specially marked information	N/C

Shipping

Ships **assembled, FOB Bonduel, WI 54107, freight prepaid.** Freight class 125.

Specifications and prices are subject to change without prior notice.

Dual-Sided Rectilinear Worksurfaces - 29” Height

24” Deep, Powered with Double 10-Wire Rigid Wireway

Dual-Sided Rectilinear Worksurfaces - 29” Height

24” Deep, Powered with Double 10-Wire Rigid Wireway

	MODEL	D x W	MODEL NUMBER: Basic Model	Edge Style Ⓑ	Grommet Location Ⓒ	Grommet Color Ⓓ	Surface Finish Ⓔ	Edge Color Ⓕ	Powdercoat Color Ⓖ	Approx. Packaged Weight	74P Edge (74P)	Knife Edge (KN)
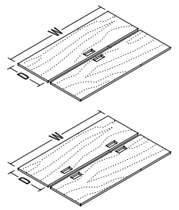 CZRD	**Dual-Sided Applications with One or Two Cutout Options** • Includes two identical worksurfaces • Support frames are specified separately • LR grommet locations are centered for two users • Double 10-wire rigid wireway is suspended between worksurfaces; receptacles, infeeds and table-to-table jumpers are specified separately • Double 10-wire rigid wireway accommodates up to eight receptacles • See grommet locations below • Not for use with Workrail planning, Activ8 or hardwire	24 x 60	CZBWR2460D2	□□□	□□□	□□□	□□□	□□□	□□	133.0#	$ 1575	$ 1651
		24 x 64	CZBWR2464D2	□□□	□□□	□□□	□□□	□□□	□□	142.0#	1610	1711
		24 x 66	CZBWR2466D2	□□□	□□□	□□□	□□□	□□□	□□	146.0#	1685	1775
		24 x 72	CZBWR2472D2	□□□	□□□	□□□	□□□	□□□	□□	157.0#	1703	1792
		24 x 78	CZBWR2478D2	□□□	□□□	□□□	□□□	□□□	□□	171.0#	1806	1897
		24 x 84	CZBWR2484D2	□□□	□□□	□□□	□□□	□□□	□□	184.0#	1832	1923
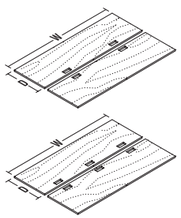 CZRD	**Dual-Sided Applications with One, Two or Three Cutout Options** • Includes two identical worksurfaces • Support frames are specified separately • C and LCR grommet locations are centered for three users • LR grommet locations are centered for two users • Double 10-wire rigid wireway is suspended between worksurfaces; receptacles, infeeds and table-to-table jumpers are specified separately • Double 10-wire rigid wireway accommodates up to eight receptacles • See grommet locations below • Not for use with Workrail planning, Activ8 or hardwire	24 x 90	CZBWR2490D2	□□□	□□□	□□□	□□□	□□□	□□	197.0#	$ 1928	$ 2028
		24 x 96	CZBWR2496D2	□□□	□□□	□□□	□□□	□□□	□□	208.0#	1955	2055

Ⓐ Ⓑ Ⓒ Ⓓ Ⓔ Ⓕ Ⓖ

HOW TO ORDER

Indicate the following information on order form:
1. Quantity of each item.
2. Model number, including options. See “How To Build a Model Number”.
3. Any special service required.

Note: • The □ indicates that a choice is required.
- The absence of the □ indicates that no choice is required.
- Alpha-numeric characters in place of □ indicate that no other alternatives are available.

HOW TO BUILD A MODEL NUMBER

Ⓐ Select basic model.

Ⓑ Select edge style.

74P	- 74P edge
KN	- Knife edge

Ⓒ Select grommet location.

N	- No Grommet
C	- Grommet : Center; add $61
LR	- Grommet : Left/right; add $123
LCR	- Grommet : Left/center/right; add $184

N - Pick for all models
C - Pick for all models
LR - Pick only for models 60” and longer
LCR - Pick only for models 90” and longer

Ⓓ Select grommet color.
Refer to the **Product Color Options** page in this price list.

Ⓔ Select surface finish.
Refer to the **Product Color Options** page in this price list.

Ⓕ Select edge color.
Refer to the **Product Color Options** page in this price list.

Ⓖ Select power channel and cable tray powdercoat color.
Refer to the **Product Color Options** page in this price list.

SPECIAL SERVICES

Special Carton Marking

With specially marked information	N/C

Shipping

Ships **assembled, FOB Bonduel, WI 54107, freight prepaid.** Freight class 125.

Specifications and prices are subject to change without prior notice.

Dual-Sided Rectilinear Worksurfaces - 29” Height

30” Deep, Unpowered

Dual-Sided Rectilinear Worksurfaces - 29” Height

30” Deep, Unpowered

	MODEL	D x W	MODEL NUMBER: Basic Model	Edge Style	Grommet Location	Grommet Color	Surface Finish	Edge Color	Powdercoat Color	Approx. Packaged Weight	74P Edge (74P)	Knife Edge (KN)
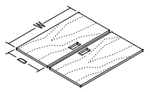 CZRD	**Dual-Sided Applications with One Cutout Option** • Includes two identical worksurfaces • Support frames are specified separately • C grommet option only • Unpowered • See grommet locations below	30 x 36	CZBWR30362	□□□	□□□	□□□	□□□	□□□	□□	90.0#	$ 725	$ 779
		30 x 42	CZBWR30422	□□□	□□□	□□□	□□□	□□□	□□	105.0#	878	945
		30 x 48	CZBWR30482	□□□	□□□	□□□	□□□	□□□	□□	120.0#	995	1062
		30 x 54	CZBWR30542	□□□	□□□	□□□	□□□	□□□	□□	135.0#	1128	1212
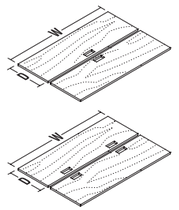 CZRD	**Dual-Sided Applications with One or Two Cutout Options** • Includes two identical worksurfaces • Support frames are specified separately • LR grommet locations are centered for two users • Unpowered • See grommet locations below	30 x 60	CZBWR30602	□□□	□□□	□□□	□□□	□□□	□□	148.0#	$ 1185	$ 1268
		30 x 64	CZBWR30642	□□□	□□□	□□□	□□□	□□□	□□	159.0#	1302	1412
		30 x 66	CZBWR30662	□□□	□□□	□□□	□□□	□□□	□□	164.0#	1404	1514
		30 x 72	CZBWR30722	□□□	□□□	□□□	□□□	□□□	□□	177.0#	1413	1521
		30 x 78	CZBWR30782	□□□	□□□	□□□	□□□	□□□	□□	193.0#	1626	1743
		30 x 84	CZBWR30842	□□□	□□□	□□□	□□□	□□□	□□	206.0#	1644	1757
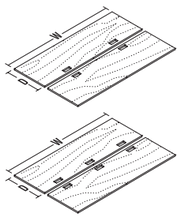 CZRD	**Dual-Sided Applications with One, Two or Three Cutout Options** • Includes two identical worksurfaces • Support frames are specified separately • C and LCR grommet locations are centered for three users • LR grommet locations are centered for two users • Unpowered • See grommet locations below	30 x 90	CZBWR30902	□□□	□□□	□□□	□□□	□□□	□□	221.0#	$ 1699	$ 1818
		30 x 96	CZBWR30962	□□□	□□□	□□□	□□□	□□□	□□	234.0#	1721	1834
			Ⓐ	Ⓑ	Ⓒ	Ⓓ	Ⓔ	Ⓕ	Ⓖ			

HOW TO ORDER

Indicate the following information on order form:
1. Quantity of each item.
2. Model number, including options. See “How To Build a Model Number”.
3. Any special service required.

Note: • The □ indicates that a choice is required.
- The absence of the □ indicates that no choice is required.
- Alpha-numeric characters in place of □ indicate that no other alternatives are available.

HOW TO BUILD A MODEL NUMBER

Ⓐ Select basic model.

Ⓑ Select edge style.

74P	- 74P edge
KN	- Knife edge

Ⓒ Select grommet location.

N	- No Grommet
C	- Grommet : Center; add $61
LR	- Grommet : Left/right; add $123
LCR	- Grommet : Left/center/right; add $184

N - Pick for all models
C - Pick for all models
LR - Pick only for models 60” and longer
LCR - Pick only for models 90” and longer

Ⓓ Select grommet color.
Refer to the **Product Color Options** page in this price list.

Ⓔ Select surface finish.
Refer to the **Product Color Options** page in this price list.

Ⓕ Select edge color.
Refer to the **Product Color Options** page in this price list.

Ⓖ Select cable tray powder coat color.
Refer to the **Product Color Options** page in this price list.

SPECIAL SERVICES

Special Carton Marking

With specially marked information	N/C

Shipping

Ships **assembled, FOB Bonduel, WI 54107, freight prepaid.** Freight class 125.

Specifications and prices are subject to change without prior notice.

Dual-Sided Rectilinear Worksurfaces - 29” Height

30” Deep, Powered with Single 10-Wire Rigid Wireway

Dual-Sided Rectilinear Worksurfaces - 29” Height

30” Deep, Powered with Single 10-Wire Rigid Wireway

	MODEL	D x W	MODEL NUMBER: Basic Model	Edge Style	Grommet Location	Grommet Color	Surface Finish	Edge Color	Powdercoat Color	Approx. Packaged Weight	74P Edge (74P)	Knife Edge (KN)
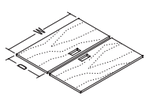 CZRD	**Dual-Sided Applications with One Cutout Option** • Includes two identical worksurfaces • Support frames are specified separately • C grommet option only • Single 10-wire rigid wireway is suspended between worksurfaces; receptacles, infeeds and table-to-table jumpers must be specified separately • Single 10-wire rigid wireway accommodates up to four receptacles • See grommet locations below • Not for use with Workrail planning, Activ8 or hardwire	30 x 36	CZBWR3036S2	□□□	□□□	□□□	□□□	□□□	□□	95.0#	$ 931	$ 985
		30 x 42	CZBWR3042S2	□□□	□□□	□□□	□□□	□□□	□□	111.0#	1089	1146
		30 x 48	CZBWR3048S2	□□□	□□□	□□□	□□□	□□□	□□	127.0#	1219	1273
		30 x 54	CZBWR3054S2	□□□	□□□	□□□	□□□	□□□	□□	143.0#	1370	1449
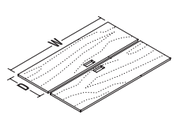 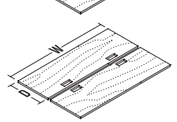 CZRD	**Dual-Sided Applications with One or Two Cutout Options** • Includes two identical worksurfaces • Support frames are specified separately • LR grommet locations are centered for two users • Single 10-wire rigid wireway is suspended between worksurfaces; receptacles, infeeds and table-to-table jumpers must be specified separately • Single 10-wire rigid wireway accommodates up to four receptacles • See grommet locations below • Not for use with Workrail planning, Activ8 or hardwire	30 x 60	CZBWR3060S2	□□□	□□□	□□□	□□□	□□□	□□	157.0#	$ 1541	$ 1676
		30 x 72	CZBWR3072S2	□□□	□□□	□□□	□□□	□□□	□□	187.0#	1629	1736

Ⓐ Ⓑ Ⓒ Ⓓ Ⓔ Ⓕ Ⓖ

HOW TO ORDER

Indicate the following information on order form:
1. Quantity of each item.
2. Model number, including options. See “How To Build a Model Number”.
3. Any special service required.

Note: • The □ indicates that a choice is required.
- The absence of the □ indicates that no choice is required.
- Alpha-numeric characters in place of □ indicate that no other alternatives are available.

HOW TO BUILD A MODEL NUMBER

Ⓐ Select basic model.

Ⓑ Select edge style.

74P	- 74P edge
KN	- Knife edge

Ⓒ Select grommet location.

N	- No Grommet
C	- Grommet : Center; add $61
LR	- Grommet : Left/right; add $123
LCR	- Grommet : Left/center/right; add $184

N - Pick for all models
C - Pick for all models
LR - Pick only for models 60” and longer
LCR - Pick only for models 90” and longer

Ⓓ Select grommet color.
Refer to the **Product Color Options** page in this price list.

Ⓔ Select surface finish.
Refer to the **Product Color Options** page in this price list.

Ⓕ Select edge color.
Refer to the **Product Color Options** page in this price list.

Ⓖ Select power channel and cable tray powdercoat color.
Refer to the **Product Color Options** page in this price list.

SPECIAL SERVICES

Special Carton Marking

With specially marked information	N/C

Shipping

Ships **assembled, FOB Bonduel, WI 54107, freight prepaid.** Freight class 125.

Specifications and prices are subject to change without prior notice.

Dual-Sided Rectilinear Worksurfaces - 29” Height

30” Deep, Powered with Double 10-Wire Rigid Wireway

Dual-Sided Rectilinear Worksurfaces - 29” Height

30” Deep, Powered with Double 10-Wire Rigid Wireway

	MODEL	D x W	MODEL NUMBER: Basic Model	Edge Style	Grommet Location	Grommet Color	Surface Finish	Edge Color	Powdercoat Color	Approx. Packaged Weight	74P Edge (74P)	Knife Edge (KN)
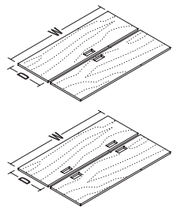 CZRD	**Dual-Sided Applications with One or Two Cutout Options** • Includes two identical worksurfaces • Support frames are specified separately • LR grommet locations are centered for two users • Double 10-wire rigid wireway is suspended between worksurfaces; receptacles, infeeds and table-to-table jumpers are specified separately • Double 10-wire rigid wireway accommodates up to eight receptacles • See grommet locations below • Not for use with Workrail planning, Activ8 or hardwire	30 x 60	CZBWR3060D2	□□□	□□□	□□□	□□□	□□□	□□	159.0#	$ 1756	$ 1897
		30 x 64	CZBWR3064D2	□□□	□□□	□□□	□□□	□□□	□□	171.0#	1810	1926
		30 x 66	CZBWR3066D2	□□□	□□□	□□□	□□□	□□□	□□	176.0#	1859	1947
		30 x 72	CZBWR3072D2	□□□	□□□	□□□	□□□	□□□	□□	189.0#	1881	1980
		30 x 78	CZBWR3078D2	□□□	□□□	□□□	□□□	□□□	□□	207.0#	2097	2213
		30 x 84	CZBWR3084D2	□□□	□□□	□□□	□□□	□□□	□□	220.0#	2120	2237
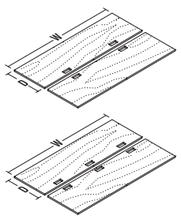 CZRD	**Dual-Sided Applications with One, Two or Three Cutout Options** • Includes two identical worksurfaces • Support frames are specified separately • C and LCR grommet locations are centered for three users • LR grommet locations are centered for two users • Double 10-wire rigid wireway is suspended between worksurfaces; receptacles, infeeds and table-to-table jumpers are specified separately • Double 10-wire rigid wireway accommodates up to eight receptacles • See grommet locations below • Not for use with Workrail planning, Activ8 or hardwire	30 x 90	CZBWR3090D2	□□□	□□□	□□□	□□□	□□□	□□	237.0#	$ 2187	$ 2302
		30 x 96	CZBWR3096D2	□□□	□□□	□□□	□□□	□□□	□□	250.0#	2213	2330

Ⓐ Ⓑ Ⓒ Ⓓ Ⓔ Ⓕ Ⓖ

HOW TO ORDER

Indicate the following information on order form:
1. Quantity of each item.
2. Model number, including options. See “How To Build a Model Number”.
3. Any special service required.

Note: • The □ indicates that a choice is required.
- The absence of the □ indicates that no choice is required.
- Alpha-numeric characters in place of □ indicate that no other alternatives are available.

HOW TO BUILD A MODEL NUMBER

Ⓐ Select basic model.

Ⓑ Select edge style.

74P	- 74P edge
KN	- Knife edge

Ⓒ Select grommet location.

N	- No Grommet
C	- Grommet : Center; add $61
LR	- Grommet : Left/right; add $123
LCR	- Grommet : Left/center/right; add $184

N - Pick for all models
C - Pick for all models
LR - Pick only for models 60” and longer
LCR - Pick only for models 90” and longer

Ⓓ Select grommet color.
Refer to the **Product Color Options** page in this price list.

Ⓔ Select surface finish.
Refer to the **Product Color Options** page in this price list.

Ⓕ Select edge color.
Refer to the **Product Color Options** page in this price list.

Ⓖ Select power channel and cable tray powdercoat color.
Refer to the **Product Color Options** page in this price list.

SPECIAL SERVICES

Special Carton Marking

With specially marked information	N/C

Shipping

Ships **assembled, FOB Bonduel, WI 54107, freight prepaid.** Freight class 125.

Specifications and prices are subject to change without prior notice.

Extended Corner Worksurfaces - 29” Height

24” and 30” Deep

Extended Corner Worksurfaces - 29” Height
24” and 30” Deep

	MODEL	A x B x C x D	MODEL NUMBER: Basic Model	Edge Style	Grommet Location	Grommet Color	Surface Finish	Edge Color	Approx. Packaged Weight	74P Edge (74P)	Knife Edge (KN)
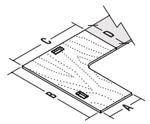 CZEC	**Extended Corner Worksurfaces - 24” and 30” Deep** • 48” side always runs inline with center beam • Adjacent work surface width always runs inline with 48” side • Grommets along extended edge will be centered on extended portion only • L grommet is on B dimension • R grommet is on C dimension • Grain direction runs along long dimension and is perpendicular to beam • Requires perpendicular frame support for non-attached end, specified separately	24 x 60 x 48 x 24”	CZBWEC24604824	□□□	□□□	□□□	□□□	□□□	78.0#	$ 624	$ 678
		24 x 72 x 48 x 24”	CZBWEC24724824	□□□	□□□	□□□	□□□	□□□	86.0#	653	707
		30 x 72 x 48 x 30”	CZBWEC30724830	□□□	□□□	□□□	□□□	□□□	103.0#	660	717
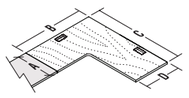 CZEC	**Extended Corner Worksurfaces - 24” and 30” Deep** • 48” side always runs inline with center beam • Adjacent work surface width always runs inline with 48” side • Grommets along extended edge will be centered on extended portion only • L grommet is on B dimension • R grommet is on C dimension • Grain direction runs along long dimension and is perpendicular to beam • Requires perpendicular frame support for non-attached end, specified separately	24 x 48 x 60 x 24”	CZBWEC24486024	□□□	□□□	□□□	□□□	□□□	78.0#	$ 624	$ 678
		24 x 48 x 72 x 24”	CZBWEC24487224	□□□	□□□	□□□	□□□	□□□	86.0#	653	707
		30 x 48 x 72 x 30”	CZBWEC30487230	□□□	□□□	□□□	□□□	□□□	103.0#	660	717

Ⓐ Ⓑ Ⓒ Ⓓ Ⓔ Ⓕ

HOW TO ORDER

Indicate the following information on order form:
1. Quantity of each item.
2. Model number, including options. See “How To Build a Model Number”.
3. Any special service required.

Note: • The □ indicates that a choice is required.
- The absence of the □ indicates that no choice is required.
- Alpha-numeric characters in place of □ indicate that no other alternatives are available.

HOW TO BUILD A MODEL NUMBER

Ⓐ Select basic model.

Ⓑ Select edge style.

74P	- 74P edge
KN	- Knife edge

Ⓒ Select grommet location.

N	- No Grommets
L	- Grommet : To user’s left on B dimension; add $31
R	- Grommet : To user’s right on C dimension; add $31
LR	- Grommets : Left and right; add $61

Ⓓ Select grommet color.
Refer to the **Product Color Options** page in this price list.

Ⓔ Select surface finish.
Refer to the **Product Color Options** page in this price list.

Ⓕ Select edge color.
Refer to the **Product Color Options** page in this price list.

SPECIAL SERVICES

Special Carton Marking

With specially marked information	N/C

Shipping

Ships **assembled, FOB Bonduel, WI 54107, freight prepaid.** Freight class 125.

Specifications and prices are subject to change without prior notice.

Adjoining Worksurfaces - 29” Height

Adjoining Worksurfaces - 29” Height

	MODEL	D x W	MODEL NUMBER: Basic Model (A)	Edge Style (B)	Grommet Location (C)	Grommet Color (D)	Surface Finish (E)	Edge Color (F)	Approx. Packaged Weight	74P Edge (74P)	Knife Edge (KN)
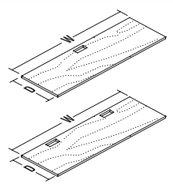 CZRA	**Adjoining Worksurfaces - 24” Deep** • For use adjacent to Extended Corners and Peninsula Worksurfaces • Support frames are specified separately • When used adjacent to Extended Corner Worksurfaces, the maximum width allowed is 48” • Includes two splice plates • Does not include electrical components • Does not include modesty panel • See grommet locations below	24 x 24”	CZBWR24241	□□□	□□□	□□□	□□□	□□□	24.0#	$ 244	$ 272
		24 x 30”	CZBWR24301	□□□	□□□	□□□	□□□	□□□	30.0#	253	280
		24 x 36”	CZBWR24361	□□□	□□□	□□□	□□□	□□□	35.0#	274	301
		24 x 42”	CZBWR24421	□□□	□□□	□□□	□□□	□□□	40.0#	284	312
		24 x 48”	CZBWR24481	□□□	□□□	□□□	□□□	□□□	45.0#	293	323
		24 x 54”	CZBWR24541	□□□	□□□	□□□	□□□	□□□	51.0#	389	428
		24 x 60”	CZBWR24601	□□□	□□□	□□□	□□□	□□□	56.0#	395	435
		24 x 66”	CZBWR24661	□□□	□□□	□□□	□□□	□□□	61.0#	441	485
		24 x 72”	CZBWR24721	□□□	□□□	□□□	□□□	□□□	66.0#	452	494
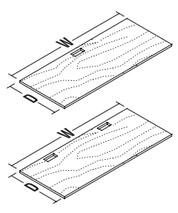 CZRA	**Adjoining Worksurfaces - 30” Deep** • For use adjacent to Extended Corners and Peninsula Worksurfaces • Support frames are specified separately • When used adjacent to Extended Corner Worksurfaces, the maximum width allowed is 48” • Includes two splice plates • Does not include electrical components • Does not include modesty panel • See grommet locations below	30 x 24”	CZBWR30241	□□□	□□□	□□□	□□□	□□□	30.0#	$ 270	$ 295
		30 x 30”	CZBWR30301	□□□	□□□	□□□	□□□	□□□	36.0#	279	306
		30 x 36”	CZBWR30361	□□□	□□□	□□□	□□□	□□□	43.0#	304	331
		30 x 42”	CZBWR30421	□□□	□□□	□□□	□□□	□□□	49.0#	359	391
		30 x 48”	CZBWR30481	□□□	□□□	□□□	□□□	□□□	56.0#	365	398
		30 x 54”	CZBWR30541	□□□	□□□	□□□	□□□	□□□	63.0#	467	509
		30 x 60”	CZBWR30601	□□□	□□□	□□□	□□□	□□□	69.0#	474	516
		30 x 66”	CZBWR30661	□□□	□□□	□□□	□□□	□□□	76.0#	577	632
		30 x 72”	CZBWR30721	□□□	□□□	□□□	□□□	□□□	82.0#	584	640
			Ⓐ	Ⓑ	Ⓒ	Ⓓ	Ⓔ	Ⓕ			

HOW TO ORDER

Indicate the following information on order form:
1. Quantity of each item.
2. Model number, including options. See “How To Build a Model Number”.
3. Any special service required.

Note: • The □ indicates that a choice is required.
- The absence of the □ indicates that no choice is required.
- Alpha-numeric characters in place of □ indicate that no other alternatives are available.

HOW TO BUILD A MODEL NUMBER

Ⓐ Select basic model.

Ⓑ Select edge style.

74P	- 74P edge
KN	- Knife edge

Ⓒ Select grommet location.

N	- No Grommet
L	- Grommet : Left; add $31
C	- Grommet : Center; add $31
R	- Grommet : Right; add $31
LR	- Grommet : Left/right; add $61

N - Pick for all models
C - Pick for all models
L - Pick only for models 60” and longer
R - Pick only for models 60” and longer
LR - Pick only for models 60” and longer

Ⓓ Select grommet color.
Refer to the **Product Color Options** page in this price list.

Ⓔ Select surface finish.
Refer to the **Product Color Options** page in this price list.

Ⓕ Select edge color.
Refer to the **Product Color Options** page in this price list.

SPECIAL SERVICES

Special Carton Marking

With specially marked information	N/C

Shipping

Ships **assembled, FOB Bonduel, WI 54107, freight prepaid.** Freight class 125.

Specifications and prices are subject to change without prior notice.

Return Worksurfaces - 29” Height

Return Worksurfaces - 29” Height

	MODEL	D x W	MODEL NUMBER Basic Model	Edge Style	Grommet Location	Grommet Color	Surface Finish	Edge Color	Approx. Packaged Weight	74P Edge (74P)
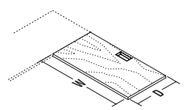 CZRT	**Return Worksurfaces - 24” and 30” Deep, Unpowered** • Intended for placement perpendicular to beam supported rectangle worksurfaces • Return includes splice plates for attachment to adjacent worksurface • Requires perpendicular support frame for non-attached end, specified separately • Includes two splice plates • KN edge is not offered on returns	24 x 24”	CZBWRT2424	□□□	□□□	□□□	□□□	□□□	24.0#	$ 244
		24 x 30”	CZBWRT2430	□□□	□□□	□□□	□□□	□□□	30.0#	253
		24 x 36”	CZBWRT2436	□□□	□□□	□□□	□□□	□□□	35.0#	274
		24 x 42”	CZBWRT2442	□□□	□□□	□□□	□□□	□□□	40.0#	284
		24 x 48”	CZBWRT2448	□□□	□□□	□□□	□□□	□□□	45.0#	293
		24 x 54”	CZBWRT2454	□□□	□□□	□□□	□□□	□□□	51.0#	389
		30 x 24”	CZBWRT3024	□□□	□□□	□□□	□□□	□□□	30.0#	270
		30 x 30”	CZBWRT3030	□□□	□□□	□□□	□□□	□□□	36.0#	279
		30 x 36”	CZBWRT3036	□□□	□□□	□□□	□□□	□□□	43.0#	304
		30 x 42”	CZBWRT3042	□□□	□□□	□□□	□□□	□□□	49.0#	359
		30 x 48”	CZBWRT3048	□□□	□□□	□□□	□□□	□□□	56.0#	361
		30 x 54”	CZBWRT3054	□□□	□□□	□□□	□□□	□□□	63.0#	467
			Ⓐ	Ⓑ	Ⓒ	Ⓓ	Ⓔ	Ⓕ		

HOW TO ORDER

Indicate the following information on order form:
1. Quantity of each item.
2. Model number, including options. See “How To Build a Model Number”.
3. Any special service required.

Note: • The □ indicates that a choice is required.
- The absence of the □ indicates that no choice is required.
- Alpha-numeric characters in place of □ indicate that no other alternatives are available.

HOW TO BUILD A MODEL NUMBER

Ⓐ Select basic model.

Ⓑ Select edge style.

74P	- 74P edge

Ⓒ Select grommet location.

N	- No Grommet
C	- Grommet : Center; add $61

Ⓓ Select grommet color.
Refer to the **Product Color Options** page in this price list.

Ⓔ Select surface finish.
Refer to the **Product Color Options** page in this price list.

Ⓕ Select edge color.
Refer to the **Product Color Options** page in this price list.

SPECIAL SERVICES

Special Carton Marking

With specially marked information	N/C

Shipping

Ships **assembled, FOB Bonduel, WI 54107, freight prepaid.** Freight class 125.

Specifications and prices are subject to change without prior notice.

Peninsula Worksurfaces - 29” Height

Peninsula Worksurfaces - 29” Height

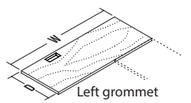

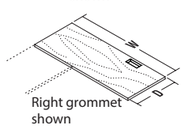

CZPE

MODEL	D x W	MODEL NUMBER Basic Model	Edge Style	Grommet Location	Grommet Color	Surface Finish	Edge Color	Approx. Packaged Weight	74P Edge (74P)
Peninsula Worksurfaces - 24” and 30” Deep, Unpowered • For use in planning with 74P edges only • Grommet in peninsula worksurface is centered on extended section only • Inner depth of peninsula worksurface is beam-supported • Opposite outer depth of peninsula requires perpendicular support frame, specified separately • Modesty panels are specified separately • Jumpers are specified separately • Requires splice plate (supplied with adjoining worksurface) • Grain direction runs perpendicular to beam	24 x 60”	CZBWP2460	□□□	□□□	□□□	□□□	□□□	56.0#	$ 389
	24 x 66”	CZBWP2466	□□□	□□□	□□□	□□□	□□□	61.0#	440
	24 x 72”	CZBWP2472	□□□	□□□	□□□	□□□	□□□	66.0#	448
	30 x 66”	CZBWP3066	□□□	□□□	□□□	□□□	□□□	76.0#	577
	30 x 72”	CZBWP3072	□□□	□□□	□□□	□□□	□□□	82.0#	583
			Ⓐ	Ⓑ	Ⓒ	Ⓓ	Ⓔ	Ⓕ	

HOW TO ORDER

Indicate the following information on order form:
1. Quantity of each item.
2. Model number, including options. See “How To Build a Model Number”.
3. Any special service required.

Note: • The □ indicates that a choice is required.
- The absence of the □ indicates that no choice is required.
- Alpha-numeric characters in place of □ indicate that no other alternatives are available.

HOW TO BUILD A MODEL NUMBER

Ⓐ Select basic model.

Ⓑ Select edge style.

74P	- 74P edge

Ⓒ Select grommet location.

N	- No Grommet
L	- Grommet : Left; add $31
R	- Grommet : Right; add $31

Ⓓ Select grommet color.
Refer to the **Product Color Options** page in this price list.

Ⓔ Select surface finish.
Refer to the **Product Color Options** page in this price list.

Ⓕ Select edge color.
Refer to the **Product Color Options** page in this price list.

SPECIAL SERVICES

Special Carton Marking

With specially marked information	N/C

Shipping

Ships **assembled, FOB Bonduel, WI 54107, freight prepaid.** Freight class 125.

Specifications and prices are subject to change without prior notice.

Conference End Worksurfaces - 29” Height

Conference End Worksurfaces - 29” Height

	MODEL	D x W	MODEL NUMBER: Basic Model (A)	Edge Style (B)	Grommet Location (C)	Grommet Color (D)	Surface Finish (E)	Edge Color (F)	Approx. Packaged Weight	74P Edge (74P)	Knife Edge (KN)
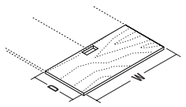 CZCE	**Conference End for Dual-Sided Applications without Screens, Unpowered** • Requires use of two post legs (specified separately). • Worksurface spans entire depth of dual-sided applications that do not feature a center screen • Knife edge, when specified, is featured on outer three sides • Worksurface is unpowered • Grain direction runs perpendicular to beams • For use only on dual-sided frames with conference end attachment brackets • Conference end worksurfaces are always fixed	24 x 48”	CZBWCE2448	□□□	□□□	□□□	□□□	□□□	44.0#	$ 287	$ 320
		30 x 60”	CZBWCE3060	□□□	□□□	□□□	□□□	□□□	68.0#	465	506
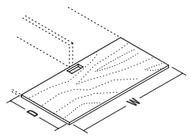 CZCE	**Conference End for Dual-Sided Applications Using Center Privacy Screens, Unpowered** • Requires use of two post legs (specified separately). • Worksurface spans entire depth of dual-sided applications that include a center screen • Screens are specified separately • Knife edge, when specified, is featured on outer three sides • Worksurface is unpowered • Grain direction runs perpendicular to beams • For use only on dual-sided frames with conference end attachment brackets • Conference end worksurfaces are always fixed	24 x 50”	CZBWCE2450	□□□	□□□	□□□	□□□	□□□	46.0#	$ 424	$ 467
		30 x 62”	CZBWCE3062	□□□	□□□	□□□	□□□	□□□	71.0#	569	626

Ⓐ Ⓑ Ⓒ Ⓓ Ⓔ Ⓕ

HOW TO ORDER

Indicate the following information on order form:
1. Quantity of each item.
2. Model number, including options. See “How To Build a Model Number”.
3. Any special service required.

Note: • The □ indicates that a choice is required.
- The absence of the □ indicates that no choice is required.
- Alpha-numeric characters in place of □ indicate that no other alternatives are available.

HOW TO BUILD A MODEL NUMBER

Ⓐ Select basic model.

Ⓑ Select edge style.

74P	- 74P edge
KN	- Knife edge

Ⓒ Select grommet location.

N	- No Grommet
C	- Grommet : Center; add $61

Ⓓ Select grommet color.
Refer to the **Product Color Options** page in this price list.

Ⓔ Select surface finish.
Refer to the **Product Color Options** page in this price list.

Ⓕ Select edge color.
Refer to the **Product Color Options** page in this price list.

SPECIAL SERVICES

Special Carton Marking

With specially marked information N/C

Shipping

Ships **assembled, FOB Bonduel, WI 54107, freight prepaid.** Freight class 125.

Specifications and prices are subject to change without prior notice.

Single-Sided Frames - 24” Fixed, 29” Height

Supports Single-Sided 24” Deep Fixed Worksurfaces

Single-Sided Frames - 24” Fixed, 29” Height
Supports Single-Sided 24” Deep Fixed Worksurfaces

	MODEL	MODEL NUMBER Basic Model	Paint Color	Glide Color	Approx. Packaged Weight	Delivered Pricing
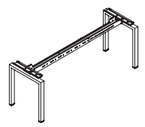 CZBS	**24” Single-Sided Stand-alone/Starter Frame** • Includes two 24” fixed end legs that are non-handed and integrated telescopic beam • For use under either a 24” or 30” deep fixed worksurface • 24” worksurfaces centered on frame; 30” is cantilevered • Accommodates worksurface width range of 36-42”, 48-72” or 72-96” • 10” knee clearance to beam with 24” worksurfaces • 16” knee clearance to beam with 30” worksurfaces	CZBSS243642/F	□□	GCL	38.0#	$ 806
		CZBSS244872/F	□□	GCL	42.0#	815
		CZBSS247296/F	□□	GCL	46.0#	872
 CZBS	**24” Single-Sided Adder Frame** • Includes one 24” intermediate fixed leg and integrated telescopic beam • Requires attachment to 24” deep fixed starter frame; may not be used alone • For use under either a 24” or 30” deep fixed worksurface • 24” worksurfaces centered on frame; 30” is cantilevered • Accommodates worksurface width range of 36-42”, 48-72” or 72-96” • 10” knee clearance to beam with 24” worksurfaces • 16” knee clearance to beam with 30” worksurfaces	CZBSA243642/F	□□	GCL	26.0#	$ 559
		CZBSA244872/F	□□	GCL	30.0#	563
		CZBSA247296/F	□□	GCL	34.0#	623
		Ⓐ	Ⓑ	Ⓒ		

HOW TO ORDER

Indicate the following information on order form:
1. Quantity of each item.
2. Model number, including options. See “How To Build a Model Number”.
3. Any special service required.

Note: • The □ indicates that a choice is required.
- The absence of the □ indicates that no choice is required.
- Alpha-numeric characters in place of □ indicate that no other alternatives are available.

HOW TO BUILD A MODEL NUMBER

Ⓐ Select basic model.

Ⓑ Select powdercoat.
Refer to the **Product Color Options** page in this price list.

Ⓒ Select glide color.

GCL	- Clear

SPECIAL SERVICES

Special Carton Marking

With specially marked information	N/C

Shipping

Ships **knocked down, FOB Bonduel, WI 54107, freight prepaid.** Freight class 125.

Specifications and prices are subject to change without prior notice.

Single-Sided Frames - 24” Fixed with Conference Ends, 29” Height

Supports Single-Sided 24” Deep Fixed Worksurfaces

Single-Sided Frames - 24” Fixed with Conference Ends, 29” Height
Supports Single-Sided 24” Deep Fixed Worksurfaces

	MODEL	MODEL NUMBER Basic Model	Paint Color	Glide Color	Approx. Packaged Weight	Delivered Pricing
 CZBS	**Conference End on One Side** • Includes one 24” fixed end leg and one 24” intermediate fixed leg that are non-handed and integrated telescopic beam • For use under either a 24” or 30” deep fixed worksurface • 24” worksurfaces centered on frame; 30” is cantilevered • Accommodates worksurface width range of 36-42”, 48-72” or 72-96” • 10” knee clearance to beam with 24” worksurfaces • 16” knee clearance to beam with 30” worksurfaces • Intended for use in an “L” configuration	CZBSS1E243642/F	□□	GCL	41.0#	$ 859
		CZBSS1E244872/F	□□	GCL	45.0#	870
		CZBSS1E247296/F	□□	GCL	49.0#	914
 CZBS	**Conference End on Two Sides** • Includes two 24” intermediate fixed legs and integrated telescopic beam • Requires attachment to 24” deep fixed starter frame; may not be used alone • For use under either a 24” or 30” deep fixed worksurface • 24” worksurfaces centered on frame; 30” is cantilevered • Accommodates worksurface width range of 36-42”, 48-72” or 72-96” • 10” knee clearance to beam with 24” worksurfaces • 16” knee clearance to beam with 30” worksurfaces • Intended for use in an “L” configuration	CZBSS2E243642/F	□□	GCL	45.0#	$ 905
		CZBSS2E244872/F	□□	GCL	49.0#	914
		CZBSS2E247296/F	□□	GCL	53.0#	958
		Ⓐ	Ⓑ	Ⓒ		

HOW TO ORDER

Indicate the following information on order form:
1. Quantity of each item.
2. Model number, including options. See “How To Build a Model Number”.
3. Any special service required.

Note: • The □ indicates that a choice is required.
- The absence of the □ indicates that no choice is required.
- Alpha-numeric characters in place of □ indicate that no other alternatives are available.

HOW TO BUILD A MODEL NUMBER

Ⓐ Select basic model.

Ⓑ Select powdercoat.
Refer to the **Product Color Options** page in this price list.

Ⓒ Select glide color.

GCL	- Clear

SPECIAL SERVICES

Special Carton Marking

With specially marked information	N/C

Shipping

Ships **knocked down, FOB Bonduel, WI 54107, freight prepaid.** Freight class 125.

Specifications and prices are subject to change without prior notice.

Single-Sided Frames - 30” Fixed, 29” Height

Supports Single-Sided 30” Deep Fixed Worksurfaces

Single-Sided Frames - 30” Fixed, 29” Height
Supports Single-Sided 30” Deep Fixed Worksurfaces

	MODEL	MODEL NUMBER Basic Model	Paint Color	Glide Color	Approx. Packaged Weight	Delivered Pricing
 CZBS	**30” Single-Sided Stand-alone/Starter Telescopic Beam Frame** • Includes one 30” deep left leg and one 30” deep right leg • Features integrated telescopic beam • For use under a 30” deep fixed worksurface only • Accommodates worksurface width range of 36-42”, 48-72” or 72-96” • 16” knee clearance to beam	CZBSS303642/F	□□	GCL	40.0#	$ 929
		CZBSS304872/F	□□	GCL	44.0#	916
		CZBSS307296/F	□□	GCL	48.0#	976
 CZBS	**30” Single-Sided Adder Telescopic Beam Frame** • Includes one intermediate 30” fixed leg and integrated telescopic beam • Requires attachment to 30” deep fixed starter frame; may not be used alone • For use under a 30” deep fixed worksurface • Accommodates worksurface width range of 48-72” or 72-96” • 16” knee clearance to beam	CZBSA303642/F	□□	GCL	26.0#	$ 624
		CZBSA304872/F	□□	GCL	30.0#	615
		CZBSA307296/F	□□	GCL	34.0#	672
		Ⓐ	Ⓑ	Ⓒ		

HOW TO ORDER

Indicate the following information on order form:
1. Quantity of each item.
2. Model number, including options. See “How To Build a Model Number”.
3. Any special service required.

Note: • The □ indicates that a choice is required.
- The absence of the □ indicates that no choice is required.
- Alpha-numeric characters in place of □ indicate that no other alternatives are available.

HOW TO BUILD A MODEL NUMBER

Ⓐ Select basic model.

Ⓑ Select powdercoat.
Refer to the **Product Color Options** page in this price list.

Ⓒ Select glide color.

GCL	- Clear

SPECIAL SERVICES

Special Carton Marking

With specially marked information	N/C

Shipping

Ships **knocked down, FOB Bonduel, WI 54107, freight prepaid.** Freight class 125.

Specifications and prices are subject to change without prior notice.

Perpendicular Support Frames, 29” Height

Perpendicular Support Frames, 29” Height

	MODEL	MODEL NUMBER Basic Model	Paint Color	Glide Color	Approx. Packaged Weight	Delivered Pricing
 CZBL	**Perpendicular Support Frame** • Supports peninsula, return or extended corner worksurfaces • For use with fixed applications only	CZBLS24	□□	GCL	17.0#	$ 373
		CZBLS30	□□	GCL	18.0#	424
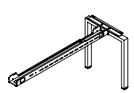 CZBS	**Perpendicular Adder End Frame** • Supports peninsula, return or extended corner worksurfaces • For use with fixed applications only • Includes one 24” fixed end leg that is non-handed and integrated telescopic beam	CZBSAE243642/F	□□	GCL	24.0#	$ 526
		CZBSAE244872/F	□□	GCL	28.0#	536
		CZBSAE247296/F	□□	GCL	32.0#	581
 CZBL	**Post Leg Support** • Two post legs are required for conference end support • Includes one splice plate • Leg profile is 1-1/2 x 2-3/8” • For use with fixed applications only	CZBLP	□□	GCL	10.0#	$ 115
		Ⓐ	Ⓑ	Ⓒ		

HOW TO ORDER

Indicate the following information on order form:
1. Quantity of each item.
2. Model number, including options. See “How To Build a Model Number”.
3. Any special service required.

Note: • The □ indicates that a choice is required.
- The absence of the □ indicates that no choice is required.
- Alpha-numeric characters in place of □ indicate that no other alternatives are available.

HOW TO BUILD A MODEL NUMBER

Ⓐ Select basic model.

Ⓑ Select powdercoat.
Refer to the **Product Color Options** page in this price list.

Ⓒ Select glide color.

GCL	- Clear

SPECIAL SERVICES

Special Carton Marking

With specially marked information	N/C

Shipping

Ships **knocked down, FOB Bonduel, WI 54107, freight prepaid.** Freight class 125.

Specifications and prices are subject to change without prior notice.

Dual-Sided Frames - 48” Fixed, 29” Height

Supports Two 24” Deep Back-to-Back Fixed Worksurfaces

Dual-Sided Frames - 48” Fixed, 29” Height
Supports Two 24” Deep Back-to-Back Fixed Worksurfaces

	MODEL	MODEL NUMBER Basic Model	Paint Color	Glide Color	Approx. Packaged Weight	Delivered Pricing
 CZBD	**48” Dual-Sided Stand-alone/Starter Telescopic Beam Frame** • Includes two 48” fixed end legs and integrated telescopic beams • For use under back-to-back 24” deep fixed worksurfaces • Accommodates worksurface width range of 36-42”, 48-72” or 72-96” • 10” knee clearance to beam	CZBDS483642/F	☐☐	GCL	50.0#	$ 1321
		CZBDS484872/F	☐☐	GCL	54.0#	1249
		CZBDS487296/F	☐☐	GCL	58.0#	1366
 CZBD	**48” Dual-Sided Adder Telescopic Beam Frame** • Includes one intermediate fixed leg and integrated telescopic beams • Requires attachment to 48” deep fixed dual-sided starter base; may not be used alone • For use under back-to-back 24” deep fixed worksurfaces • Accommodates worksurface width range of 36-42”, 48-72” or 72-96” • 10” knee clearance to beam	CZBDA483642/F	☐☐	GCL	30.0#	$ 896
		CZBDA484872/F	☐☐	GCL	34.0#	858
		CZBDA487296/F	☐☐	GCL	38.0#	992
		Ⓐ	Ⓑ	Ⓒ		

HOW TO ORDER

Indicate the following information on order form:
1. Quantity of each item.
2. Model number, including options. See “How To Build a Model Number”.
3. Any special service required.

Note: • The ☐ indicates that a choice is required.
- The absence of the ☐ indicates that no choice is required.
- Alpha-numeric characters in place of ☐ indicate that no other alternatives are available.

HOW TO BUILD A MODEL NUMBER

Ⓐ Select basic model.

Ⓑ Select powdercoat.
Refer to the **Product Color Options** page in this price list.

Ⓒ Select glide color.

GCL	- Clear

SPECIAL SERVICES

Special Carton Marking

With specially marked information	N/C

Shipping

Ships **knocked down, FOB Bonduel, WI 54107, freight prepaid.** Freight class 125.

Specifications and prices are subject to change without prior notice.

Dual-Sided Frames - 48” Sliding, 29” Height

Supports Two 24” Deep Back-to-Back Sliding Worksurfaces

Dual-Sided Frames - 48” Sliding, 29” Height
Supports Two 24” Deep Back-to-Back Sliding Worksurfaces

	MODEL	MODEL NUMBER Basic Model	Paint Color	Glide Color	Approx. Packaged Weight	Delivered Pricing
 CZBD	**48” Dual-Sided Stand-alone/Starter Telescopic Beam Frame** • Includes two 48” sliding end legs and integrated telescopic beams • For use under back-to-back 24” deep sliding worksurfaces • Accommodates worksurface width range of 36-42”, 48-72” or 72-96” • 10” knee clearance to beam	CZBDS483642/S	☐☐	GCL	63.0#	$ 1623
		CZBDS484872/S	☐☐	GCL	67.0#	1346
		CZBDS487296/S	☐☐	GCL	71.0#	1464
 CZBD	**48” Dual-Sided Adder Telescopic Beam Frame** • Includes one intermediate sliding leg and integrated telescopic beams • Requires attachment to 48” deep sliding dual-sided starter base; may not be used alone • Base support profile is 1-1/2” x 2-3/8” • For use under back-to-back 24” deep sliding worksurfaces • Accommodates worksurface width range of 36-42”, 48-72” or 72-96” • 10” knee clearance to beam	CZBDA483642/S	☐☐	GCL	36.0#	$ 1219
		CZBDA484872/S	☐☐	GCL	40.0#	982
		CZBDA487296/S	☐☐	GCL	44.0#	1118
		Ⓐ	Ⓑ	Ⓒ		

HOW TO ORDER

Indicate the following information on order form:
1. Quantity of each item.
2. Model number, including options. See “How To Build a Model Number”.
3. Any special service required.

Note: • The ☐ indicates that a choice is required.
- The absence of the ☐ indicates that no choice is required.
- Alpha-numeric characters in place of ☐ indicate that no other alternatives are available.

HOW TO BUILD A MODEL NUMBER

Ⓐ Select basic model.

Ⓑ Select powdercoat.
Refer to the **Product Color Options** page in this price list.

Ⓒ Select glide color.

GCL	- Clear

SPECIAL SERVICES

Special Carton Marking

With specially marked information	N/C

Shipping

Ships **knocked down, FOB Bonduel, WI 54107, freight prepaid.** Freight class 125.

Specifications and prices are subject to change without prior notice.

Dual-Sided Frames - 60” Fixed, 29” Height

Supports Two 30” Deep Back-to-Back Fixed Worksurfaces

Dual-Sided Frames - 60” Fixed, 29” Height
Supports Two 30” Deep Back-to-Back Fixed Worksurfaces

	MODEL	MODEL NUMBER Basic Model	Paint Color	Glide Color	Approx. Packaged Weight	Delivered Pricing
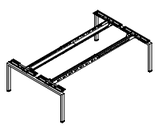 CZBD	**60” Dual-Sided Stand-alone/Starter Telescopic Beam Frame** • Includes two 60” fixed end legs and integrated telescopic beams • For use under back-to-back 30” deep fixed worksurfaces • Accommodates worksurface width range of 36-42”, 48-72” or 72-96” • 16” knee clearance to beam	CZBDS603642/F	☐☐	GCL	56.0#	$ 1343
		CZBDS604872/F	☐☐	GCL	60.0#	1275
		CZBDS607296/F	☐☐	GCL	64.0#	1394
 CZBD	**60” Dual-Sided Adder Telescopic Beam Frame** • Includes one intermediate fixed leg and integrated telescopic beams • Requires attachment to 60” deep fixed sided starter base; may not be used alone • For use under back-to-back 30” deep fixed worksurfaces • Accommodates worksurface width range of 36-42, 48-72” or 72-96” • 16” knee clearance to beam	CZBDA603642/F	☐☐	GCL	30.0#	$ 896
		CZBDA604872/F	☐☐	GCL	34.0#	872
		CZBDA607296/F	☐☐	GCL	38.0#	992
		Ⓐ	Ⓑ	Ⓒ		

HOW TO ORDER

Indicate the following information on order form:
1. Quantity of each item.
2. Model number, including options. See “How To Build a Model Number”.
3. Any special service required.

Note: • The ☐ indicates that a choice is required.
- The absence of the ☐ indicates that no choice is required.
- Alpha-numeric characters in place of ☐ indicate that no other alternatives are available.

HOW TO BUILD A MODEL NUMBER

Ⓐ Select basic model.

Ⓑ Select powdercoat.
Refer to the **Product Color Options** page in this price list.

Ⓒ Select glide color.

GCL	- Clear

SPECIAL SERVICES

Special Carton Marking

With specially marked information	N/C

Shipping

Ships **knocked down, FOB Bonduel, WI 54107, freight prepaid.** Freight class 125.

Specifications and prices are subject to change without prior notice.

Dual-Sided Frames - 60” Sliding, 29” Height

Supports Two 30” Deep Back-to-Back Sliding Worksurfaces

Dual-Sided Frames - 60” Sliding, 29” Height
Supports Two 30” Deep Back-to-Back Sliding Worksurfaces

	MODEL	MODEL NUMBER Basic Model	Paint Color	Glide Color	Approx. Packaged Weight	Delivered Pricing
 CZBD	**60” Dual-Sided Stand-alone/Starter Telescopic Beam Frame** • Includes two 60” sliding end legs and integrated telescopic beams • For use under back-to-back 30” deep slider worksurfaces • Accommodates worksurface width range of 36-42”, 48-72” or 72-96” • 16” knee clearance to beam	CZBDS603642/S	☐☐	GCL	73.0#	$ 1642
		CZBDS604872/S	☐☐	GCL	77.0#	1416
		CZBDS607296/S	☐☐	GCL	81.0#	1537
 CZBD	**60” Dual-Sided Adder Telescopic Beam Frame** • Includes one intermediate sliding leg and integrated telescopic beams • Requires attachment to 60” deep sliding dual-sided starter base; may not be used alone • For use under back-to-back 30” deep slider worksurfaces • Accommodates worksurface width range of 48-72” or 72-96” • 16” knee clearance to beam	CZBDA603642/S	☐☐	GCL	46.0#	$ 1219
		CZBDA604872/S	☐☐	GCL	50.0#	1061
		CZBDA607296/S	☐☐	GCL	54.0#	1178
		Ⓐ	Ⓑ	Ⓒ		

HOW TO ORDER

Indicate the following information on order form:
1. Quantity of each item.
2. Model number, including options. See “How To Build a Model Number”.
3. Any special service required.

Note: • The ☐ indicates that a choice is required.
- The absence of the ☐ indicates that no choice is required.
- Alpha-numeric characters in place of ☐ indicate that no other alternatives are available.

HOW TO BUILD A MODEL NUMBER

Ⓐ Select basic model.

Ⓑ Select powdercoat.
Refer to the **Product Color Options** page in this price list.

Ⓒ Select glide color.

GCL	- Clear

SPECIAL SERVICES

Special Carton Marking

With specially marked information	N/C

Shipping

Ships **knocked down, FOB Bonduel, WI 54107, freight prepaid.** Freight class 125.

Specifications and prices are subject to change without prior notice.

Dual-Sided Frame - 48” Fixed with Conference Ends, 29” Height

Supports Two 24” Deep Back-to-Back Fixed Worksurfaces

Dual-Sided Frame - 48” Fixed with Conference Ends, 29” Height
Supports Two 24” Deep Back-to-Back Fixed Worksurfaces

	MODEL	MODEL NUMBER Basic Model	Paint Color	Glide Color	Approx. Packaged Weight	Delivered Pricing
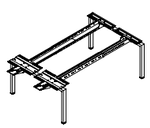 CZBD	**48” Dual-Sided Stand-alone/Starter Telescopic Beam Frame with Attachment Brackets for One Conference End Worksurface** • Includes one 48”fixed end leg, one conference end leg and integrated telescopic beams • For use under back-to-back 24” deep fixed worksurfaces and supports one conference end • Includes brackets for conference end attachment on one side • Accommodates worksurface width range of 36-42”, 48-72” or 72-96” • 10” knee clearance to beam	CZBDS1E483642/F	☐☐	GCL	57.0#	$ 1521
		CZBDS1E484872/F	☐☐	GCL	61.0#	1452
		CZBDS1E487296/F	☐☐	GCL	65.0#	1571
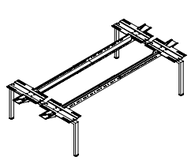 CZBD	**48” Dual-Sided Stand-alone/Starter Telescopic Beam Frame with Attachement Brackets for Two Conference End Worksurfaces** • Includes two 48” fixed conference end legs and integrated telescopic beams • For use under back-to-back 24” deep fixed worksurfaces with two conference ends • Includes brackets for conference end attachment one on both sides • Accommodates worksurface width range of 36-42”, 48-72” or 72-96” • 10” knee clearance to beam	CZBDS2E483642/F	☐☐	GCL	64.0#	$ 1719
		CZBDS2E484872/F	☐☐	GCL	68.0#	1481
		CZBDS2E487296/F	☐☐	GCL	72.0#	1597
		Ⓐ	Ⓑ	Ⓒ		

HOW TO ORDER

Indicate the following information on order form:
1. Quantity of each item.
2. Model number, including options. See “How To Build a Model Number”.
3. Any special service required.

Note: • The ☐ indicates that a choice is required.
- The absence of the ☐ indicates that no choice is required.
- Alpha-numeric characters in place of ☐ indicate that no other alternatives are available.

HOW TO BUILD A MODEL NUMBER

Ⓐ Select basic model.

Ⓑ Select powdercoat.
Refer to the **Product Color Options** page in this price list.

Ⓒ Select glide color.

GCL	- Clear

SPECIAL SERVICES

Special Carton Marking

With specially marked information	N/C

Shipping

Ships **knocked down, FOB Bonduel, WI 54107, freight prepaid.** Freight class 125.

Specifications and prices are subject to change without prior notice.

Dual-Sided Frame - 60” Fixed with Conference Ends, 29” Height

Supports Two 30” Deep Back-To-Back Fixed Worksurfaces

Dual-Sided Frame - 60” Fixed with Conference Ends, 29” Height

Supports Two 30” Deep Back-To-Back Fixed Worksurfaces

	MODEL	MODEL NUMBER Basic Model	Paint Color	Glide Color	Approx. Packaged Weight	Delivered Pricing
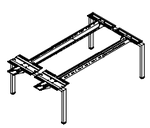 CZBD	**60” Dual-Sided Stand-alone/Starter Telescopic Beam Frame with Attachment Brackets for One Conference End Worksurface** • Includes one 60” fixed end leg, one conference end leg and integrated telescopic beams • For use under back-to-back 30” deep fixed worksurfaces and supports one conference end • Includes brackets for conference end attachment on one side • Accommodates worksurface width range of 36-42”, 48-72” or 72-96” • 16” knee clearance to beam	CZBDS1E603642/F	☐☐	GCL	70.0#	$ 1543
		CZBDS1E604872/F	☐☐	GCL	74.0#	1655
		CZBDS1E607296/F	☐☐	GCL	78.0#	1776
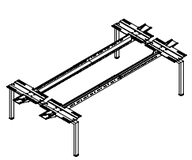 CZBD	**60” Dual-Sided Stand-alone/Starter Telescopic Beam Frame with Attachement Brackets for Two Conference End Worksurfaces** • Includes two 60” fixed conference end legs and integrated telescopic beams • For use under back-to-back 30” deep fixed worksurfaces with two conference ends • Includes brackets for conference end attachment on both sides • Accommodates worksurface width range of 36-42”, 48-72” or 72-96” • 16” knee clearance to beam	CZBDS2E603642/F	☐☐	GCL	63.0#	$ 1737
		CZBDS2E604872/F	☐☐	GCL	67.0#	1684
		CZBDS2E607296/F	☐☐	GCL	71.0#	1802

Ⓐ Ⓑ Ⓒ

HOW TO ORDER

Indicate the following information on order form:
1. Quantity of each item.
2. Model number, including options. See “How To Build a Model Number”.
3. Any special service required.

Note: • The ☐ indicates that a choice is required.
- The absence of the ☐ indicates that no choice is required.
- Alpha-numeric characters in place of ☐ indicate that no other alternatives are available.

HOW TO BUILD A MODEL NUMBER

Ⓐ Select basic model.

Ⓑ Select powdercoat.
Refer to the **Product Color Options** page in this price list.

Ⓒ Select glide color.

GCL	- Clear

SPECIAL SERVICES

Special Carton Marking

With specially marked information	N/C

Shipping

Ships **knocked down, FOB Bonduel, WI 54107, freight prepaid.** Freight class 125.

Specifications and prices are subject to change without prior notice.

Dual-Sided Frame - 48” Sliding with Conference Ends, 29” Height

Supports Two 24” Deep Back-to-Back Sliding Worksurfaces

Dual-Sided Frame - 48” Sliding with Conference Ends, 29” Height

Supports Two 24” Deep Back-to-Back Sliding Worksurfaces

MODEL	MODEL NUMBER Basic Model	Paint Color	Glide Color	Approx. Packaged Weight	Delivered Pricing
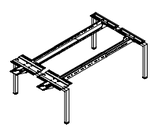 CZBD **48” Dual-Sided Stand-alone/Starter Telescopic Beam Frame with Attachment Brackets for One Conference End Worksurface** • Includes one 48” sliding end leg, one conference end leg and integrated telescopic beams • For use under back-to-back 24” deep sliding worksurfaces and supports one conference end • Includes brackets for conference end attachment on one side • Accommodates worksurface width range of 36-42”, 48-72” or 72-96” • 10” knee clearance to beam	CZBDS1E483642/S	☐☐	GCL	75.0#	$ 1855
	CZBDS1E484872/S	☐☐	GCL	79.0#	1551
	CZBDS1E487296/S	☐☐	GCL	83.0#	1672
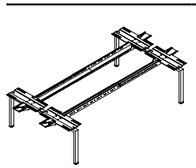 CZBD **48” Dual-Sided Stand-alone/Starter Telescopic Beam Frame with Attachment Brackets for Two Conference End Worksurfaces** • Includes two 48” sliding conference end legs and integrated telescopic beams • For use under back-to-back 24” deep sliding worksurfaces with two conference ends • Includes brackets for conference end attachment on both sides • Accommodates worksurface width range of 36-42”, 48-72” or 72-96” • 10” knee clearance to beam	CZBDS2E483642/S	☐☐	GCL	88.0#	$ 2079
	CZBDS2E484872/S	☐☐	GCL	92.0#	1604
	CZBDS2E487296/S	☐☐	GCL	96.0#	1723

Ⓐ Ⓑ Ⓒ

HOW TO ORDER

Indicate the following information on order form:
1. Quantity of each item.
2. Model number, including options. See “How To Build a Model Number”.
3. Any special service required.

Note: • The ☐ indicates that a choice is required.
- The absence of the ☐ indicates that no choice is required.
- Alpha-numeric characters in place of ☐ indicate that no other alternatives are available.

HOW TO BUILD A MODEL NUMBER

Ⓐ Select basic model.

Ⓑ Select powdercoat.
Refer to the **Product Color Options** page in this price list.

Ⓒ Select glide color.

GCL	- Clear

SPECIAL SERVICES

Special Carton Marking

With specially marked information	N/C

Shipping

Ships **knocked down, FOB Bonduel, WI 54107, freight prepaid.** Freight class 125.

Specifications and prices are subject to change without prior notice.

Dual-Sided Frame - 60” Sliding with Conference Ends, 29” Height

Supports Two 30” Deep Back-To-Back Sliding Worksurfaces

Dual-Sided Frame - 60” Sliding with Conference Ends, 29” Height

Supports Two 30” Deep Back-To-Back Sliding Worksurfaces

MODEL	MODEL NUMBER Basic Model	Paint Color	Glide Color	Approx. Packaged Weight	Delivered Pricing
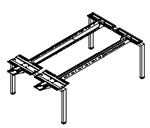 CZBD **60” Dual-Sided Stand-alone/Starter Telescopic Beam Frame with Attachement Brackets for One Conference End Worksurface** • Includes one 60” sliding end leg, one conference end leg and integrated telescopic beams • For use under back-to-back 30” deep sliding worksurfaces and supports one conference end • Includes brackets for conference end attachment on one side • Accommodates worksurface width range of 36-42”, 48-72” or 72-96” • 16” knee clearance to beam	CZBDS1E603642/S	☐☐	GCL	87.0#	$ 1877
	CZBDS1E604872/S	☐☐	GCL	91.0#	1755
	CZBDS1E607296/S	☐☐	GCL	95.0#	1876
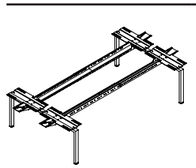 CZBD **60” Dual-Sided Stand-alone/Starter Telescopic Beam Frame with Attachement Brackets for Two Conference End Worksurfaces** • Includes two 60” sliding conference end legs and integrated telescopic beams • For use under back-to-back 30” deep sliding worksurfaces with two conference ends • Includes brackets for conference end attachment on both sides • Accommodates worksurface width range of 36-42”, 48-72” or 72-96” • 16” knee clearance to beam	CZBDS2E603642/S	☐☐	GCL	102.0#	$ 2106
	CZBDS2E604872/S	☐☐	GCL	106.0#	1809
	CZBDS2E607296/S	☐☐	GCL	110.0#	1926

Ⓐ Ⓑ Ⓒ

HOW TO ORDER

Indicate the following information on order form:
1. Quantity of each item.
2. Model number, including options. See “How To Build a Model Number”.
3. Any special service required.

Note: • The ☐ indicates that a choice is required.
- The absence of the ☐ indicates that no choice is required.
- Alpha-numeric characters in place of ☐ indicate that no other alternatives are available.

HOW TO BUILD A MODEL NUMBER

Ⓐ Select basic model.

Ⓑ Select powdercoat.
Refer to the **Product Color Options** page in this price list.

Ⓒ Select glide color.

GCL	- Clear

SPECIAL SERVICES

Special Carton Marking

With specially marked information	N/C

Shipping

Ships **knocked down, FOB Bonduel, WI 54107, freight prepaid.** Freight class 125.

Specifications and prices are subject to change without prior notice.

Dual-Sided Support Frames, 29” Height

Dual-Sided Support Frames, 29” Height

	MODEL	MODEL NUMBER Basic Model	Paint Color	Glide Color	Approx. Packaged Weight	Delivered Pricing
 CZBL	**Perpendicular Support Frame** • Supports peninsula, return or extended corner worksurfaces • For use with fixed applications only	CZBLS48	□□	GCL	25.0#	$ 601
		CZBLS60	□□	GCL	28.0#	615
 CZBL	**Perpendicular Conference End Support Frame** • Supports back-to-back peninsula, return or extended corner worksurfaces and a conference end • For use with fixed applications only	CZBLC48	□□	GCL	32.0#	$ 806
		CZBLC60	□□	GCL	35.0#	818
		Ⓐ	Ⓑ	Ⓒ		

HOW TO ORDER

Indicate the following information on order form:
1. Quantity of each item.
2. Model number, including options. See “How To Build a Model Number”.
3. Any special service required.

Note: • The □ indicates that a choice is required.
- The absence of the □ indicates that no choice is required.
- Alpha-numeric characters in place of □ indicate that no other alternatives are available.

HOW TO BUILD A MODEL NUMBER

Ⓐ Select basic model.

Ⓑ Select powdercoat.
Refer to the **Product Color Options** page in this price list.

Ⓒ Select glide color.

GCL	- Clear

SPECIAL SERVICES

Special Carton Marking

With specially marked information	N/C

Shipping

Ships **knocked down, FOB Bonduel, WI 54107, freight prepaid.** Freight class 125.

Specifications and prices are subject to change without prior notice.

Dual-Sided Rectilinear Worksurfaces for Wood Leg Bases

24" Deep, Unpowered

Dual-Sided Rectilinear Worksurfaces for Wood Leg Bases
24" Deep, Unpowered

	MODEL	D x W	MODEL NUMBER: Basic Model	Edge Style	Grommet Location	Grommet Color	Surface Finish	Edge Color	Powdercoat Color	Approx. Packaged Weight	74P Edge (74P)	Knife Edge (KN)
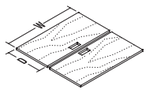 CZTD	**Dual-Sided Applications with No or One Cutout** • Includes two identical worksurfaces • Support frames are specified separately • Grommet centered for single user • Unpowered	24 x 36"	CZBTWR24362	□□□	□□□	□□□	□□□	□□□	□□	72.0#	$ 696	$ 754
		24 x 42"	CZBTWR24422	□□□	□□□	□□□	□□□	□□□	□□	85.0#	736	791
		24 x 48"	CZBTWR24482	□□□	□□□	□□□	□□□	□□□	□□	98.0#	908	966
		24 x 54"	CZBTWR24542	□□□	□□□	□□□	□□□	□□□	□□	111.0#	1059	1134
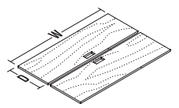 CZTD	**Dual-Sided Applications with up to Two Cutouts** • Includes two identical worksurfaces • Support frames are specified separately • LR grommet locations are centered for two users • Unpowered	24 x 60"	CZBTWR24602	□□□	□□□	□□□	□□□	□□□	□□	122.0#	$ 1117	$ 1193
		24 x 64"	CZBTWR24642	□□□	□□□	□□□	□□□	□□□	□□	130.0#	1174	1255
		24 x 66"	CZBTWR24662	□□□	□□□	□□□	□□□	□□□	□□	134.0#	1221	1312
		24 x 72"	CZBTWR24722	□□□	□□□	□□□	□□□	□□□	□□	145.0#	1228	1318
		24 x 78"	CZBTWR24782	□□□	□□□	□□□	□□□	□□□	□□	157.0#	1413	1502
		24 x 84"	CZBTWR24842	□□□	□□□	□□□	□□□	□□□	□□	170.0#	1433	1521
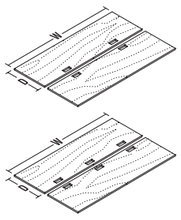 CZTD	**Dual-Sided Applications with up to Three Cutouts** • Includes two identical worksurfaces • Support frames are specified separately • C and LCR grommet locations are centered for three users • LR grommet locations are centered for two users • Unpowered	24 x 90"	CZBTWR24902	□□□	□□□	□□□	□□□	□□□	□□	181.0#	$ 1520	$ 1623
		24 x 96"	CZBTWR24962	□□□	□□□	□□□	□□□	□□□	□□	192.0#	1541	1639

Ⓐ Ⓑ Ⓒ Ⓓ Ⓔ Ⓕ Ⓖ

HOW TO ORDER

Indicate the following information on order form:
1. Quantity of each item.
2. Model number, including options. See "How To Build a Model Number".
3. Any special service required.

Note: • The □ indicates that a choice is required.
- The absence of the □ indicates that no choice is required.
- Alpha-numeric characters in place of □ indicate that no other alternatives are available.

HOW TO BUILD A MODEL NUMBER

Ⓐ Select basic model.

Ⓑ Select edge style.

74P	- 74P edge
KN	- Knife edge

Ⓒ Select grommet location.

N	- No Grommet
C	- Grommet : Center; add $61
LR	- Grommet : Left/right; add $123
LCR	- Grommet : Left/center/right; add $184

N - Pick for all models
C - Pick for all models
LR - Pick only for models 60" and longer
LCR - Pick only for models 90" and longer

Ⓓ Select grommet color.
Refer to the **Product Color Options** page in this price list.

Ⓔ Select surface finish.
Refer to the **Product Color Options** page in this price list.

Ⓕ Select edge color.
Refer to the **Product Color Options** page in this price list.

Ⓖ Select powdercoat color.
Refer to the **Product Color Options** page in this price list.

SPECIAL SERVICES

Special Carton Marking

With specially marked information	N/C

Shipping

Ships **assembled, FOB Bonduel, WI 54107, freight prepaid.** Freight class 100.

Specifications and prices are subject to change without prior notice.

Dual-Sided Rectilinear Worksurfaces for Wood Leg Bases

24” Deep, Powered with Single 10-Wire Rigid Wireway

Dual-Sided Rectilinear Worksurfaces for Wood Leg Bases

24” Deep, Powered with Single 10-Wire Rigid Wireway

	MODEL	D x W	MODEL NUMBER Basic Model	Edge Style	Grommet Location	Grommet Color	Surface Finish	Edge Color	Powdercoat Color	Approx. Packaged Weight	74P Edge (74P)	Knife Edge (KN)
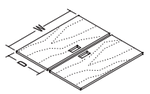 CZTD	**Dual Sided Applications with no or One Cutout** • Includes two identical worksurfaces • Support frames are specified separately • Grommet centered for single user • Single 10-wire rigid wireway accepts up to four duplex receptacles; receptacles, infeeds and table-to-table jumpers must be specified separately	24 x 36”	CZBTWR2436S2	□□□	□□□	□□□	□□□	□□□	□□	77.0#	$ 904	$ 960
		24 x 42”	CZBTWR2442S2	□□□	□□□	□□□	□□□	□□□	□□	91.0#	1031	1072
		24 x 48”	CZBTWR2448S2	□□□	□□□	□□□	□□□	□□□	□□	105.0#	1128	1185
		24 x 54”	CZBTWR2454S2	□□□	□□□	□□□	□□□	□□□	□□	119.0#	1285	1361
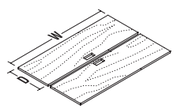 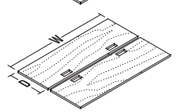 CZTD	**Dual Sided Applications with up to Two Cutouts** • Includes two identical worksurfaces • Support frames are specified separately • Single center grommet or left and right grommets • LR grommet locations are centered for two users • Single 10-wire rigid wireway accepts up to four duplex receptacles; receptacles, infeeds and table-to-table jumpers must be specified separately	24 x 60”	CZBTWR2460S2	□□□	□□□	□□□	□□□	□□□	□□	131.0#	$ 1365	$ 1443
		24 x 72”	CZBTWR2472S2	□□□	□□□	□□□	□□□	□□□	□□	155.0#	1534	1625
				Ⓑ	Ⓒ	Ⓓ	Ⓔ	Ⓕ	Ⓖ			

HOW TO ORDER

Indicate the following information on order form:
1. Quantity of each item.
2. Model number, including options. See “How To Build a Model Number”.
3. Any special service required.

Note: • The □ indicates that a choice is required.
- The absence of the □ indicates that no choice is required.
- Alpha-numeric characters in place of □ indicate that no other alternatives are available.

HOW TO BUILD A MODEL NUMBER

Ⓐ Select basic model.

Ⓑ Select edge style.

74P	- 74P edge
KN	- Knife edge

Ⓒ Select grommet location.

N	- No Grommet
C	- Grommet : Center; add $61
LR	- Grommet : Left/right; add $123

N - Pick for all models
C - Pick for all models
LR - Pick only for models 60” and longer
LCR - Pick only for models 90” and longer

Ⓓ Select grommet color.
Refer to the **Product Color Options** page in this price list.

Ⓔ Select surface finish.
Refer to the **Product Color Options** page in this price list.

Ⓕ Select edge color.
Refer to the **Product Color Options** page in this price list.

Ⓖ Select powdercoat color.
Refer to the **Product Color Options** page in this price list.

SPECIAL SERVICES

Special Carton Marking

With specially marked information	N/C

Shipping

Ships **assembled, FOB Bonduel, WI 54107, freight prepaid.** Freight class 100.

Specifications and prices are subject to change without prior notice.

Dual-Sided Rectilinear Worksurfaces for Wood Leg Bases

24" Deep, Powered with Double 10-Wire Rigid Wireway

Dual-Sided Rectilinear Worksurfaces for Wood Leg Bases
24" Deep, Powered with Double 10-Wire Rigid Wireway

	MODEL	D x W	MODEL NUMBER Basic Model	Edge Style Ⓑ	Grommet Location Ⓒ	Grommet Color Ⓓ	Surface Finish Ⓔ	Edge Color Ⓕ	Powdercoat Color Ⓖ	Approx. Packaged Weight	74P Edge (74P)	Knife Edge (KN)
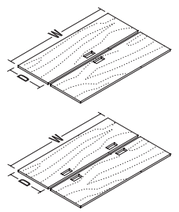 CZTD	**Dual Sided Applications With Up To Two Cutouts** • Includes two identical worksurfaces • Support frames are specified separately • LR grommet locations are centered for two users • Double 10-wire rigid wireway accepts up to eight duplex receptacles; receptacles, infeeds and table-to-table jumpers must be specified separately	24 x 60"	CZBTWR2460D2	□□□	□□□	□□□	□□□	□□□	□□	133.0#	$ 1575	$ 1651
		24 x 64"	CZBTWR2464D2	□□□	□□□	□□□	□□□	□□□	□□	142.0#	1610	1711
		24 x 66"	CZBTWR2466D2	□□□	□□□	□□□	□□□	□□□	□□	146.0#	1685	1775
		24 x 72"	CZBTWR2472D2	□□□	□□□	□□□	□□□	□□□	□□	157.0#	1703	1792
		24 x 78"	CZBTWR2478D2	□□□	□□□	□□□	□□□	□□□	□□	171.0#	1806	1897
		24 x 84"	CZBTWR2484D2	□□□	□□□	□□□	□□□	□□□	□□	184.0#	1832	1923
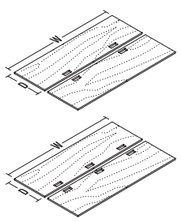 CZTD	**Dual Sided Applications With Up To Three Cutouts** • Includes two identical worksurfaces • Support frames are specified separately • C and LCR grommet locations are centered for three users • LR grommet locations are centered for two users • Double 10-wire rigid wireway accepts up to eight duplex receptacles; receptacles, infeeds and table-to-table jumpers must be specified separately	24 x 90"	CZBTWR2490D2	□□□	□□□	□□□	□□□	□□□	□□	197.0#	$ 1928	$ 2028
		24 x 96"	CZBTWR2496D2	□□□	□□□	□□□	□□□	□□□	□□	208.0#	1955	2055

Ⓐ Ⓑ Ⓒ Ⓓ Ⓔ Ⓕ Ⓖ

HOW TO ORDER

Indicate the following information on order form:
1. Quantity of each item.
2. Model number, including options. See "How To Build a Model Number".
3. Any special service required.

Note: • The □ indicates that a choice is required.
- The absence of the □ indicates that no choice is required.
- Alpha-numeric characters in place of □ indicate that no other alternatives are available.

HOW TO BUILD A MODEL NUMBER

Ⓐ Select basic model.

Ⓑ Select edge style.

74P	- 74P edge
KN	- Knife edge

Ⓒ Select grommet location.

N	- No Grommet
C	- Grommet : Center; add $61
LR	- Grommet : Left/right; add $123
LCR	- Grommet : Left/center/right; add $184

N - Pick for all models
C - Pick for all models
LR - Pick only for models 60" and longer
LCR - Pick only for models 90" and longer

Ⓓ Select grommet color.
Refer to the **Product Color Options** page in this price list.

Ⓔ Select surface finish.
Refer to the **Product Color Options** page in this price list.

Ⓕ Select edge color.
Refer to the **Product Color Options** page in this price list.

Ⓖ Select powdercoat color.
Refer to the **Product Color Options** page in this price list.

SPECIAL SERVICES

Special Carton Marking

With specially marked information	N/C

Shipping

Ships **assembled, FOB Bonduel, WI 54107, freight prepaid.** Freight class 100.

Specifications and prices are subject to change without prior notice.

Dual-Sided Rectilinear Worksurfaces for Wood Leg Bases

30" Deep, Unpowered

KI

Dual-Sided Rectilinear Worksurfaces for Wood Leg Bases

30" Deep, Unpowered

	MODEL	D x W	MODEL NUMBER: Basic Model	Edge Style	Grommet Location	Grommet Color	Surface Finish	Edge Color	Powdercoat Color	Approx. Packaged Weight	74P Edge (74P)	Knife Edge (KN)
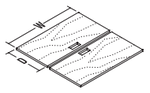 CZTD	**Dual-Sided Applications with No or One Cutout** • Includes two identical worksurfaces • Support frames are specified separately • Grommet centered for single user • Unpowered	30 x 36"	CZBTWR30362	□□□	□□□	□□□	□□□	□□□	□□	90.0#	$ 725	$ 779
		30 x 42"	CZBTWR30422	□□□	□□□	□□□	□□□	□□□	□□	105.0#	878	945
		30 x 48"	CZBTWR30482	□□□	□□□	□□□	□□□	□□□	□□	120.0#	995	1062
		30 x 54"	CZBTWR30542	□□□	□□□	□□□	□□□	□□□	□□	135.0#	1128	1212
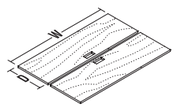 CZTD	**Dual-Sided Applications with up to Two Cutouts** • Includes two identical worksurfaces • Support frames are specified separately • LR grommet locations are centered for two users • Unpowered	30 x 60"	CZBTWR30602	□□□	□□□	□□□	□□□	□□□	□□	148.0#	$ 1185	$ 1268
		30 x 64"	CZBTWR30642	□□□	□□□	□□□	□□□	□□□	□□	159.0#	1302	1412
		30 x 66"	CZBTWR30662	□□□	□□□	□□□	□□□	□□□	□□	164.0#	1404	1514
		30 x 72"	CZBTWR30722	□□□	□□□	□□□	□□□	□□□	□□	177.0#	1413	1521
		30 x 78"	CZBTWR30782	□□□	□□□	□□□	□□□	□□□	□□	193.0#	1626	1743
		30 x 84"	CZBTWR30842	□□□	□□□	□□□	□□□	□□□	□□	206.0#	1644	1757
CZTD	**Dual-Sided Applications with up to Three Cutouts** • Includes two identical worksurfaces • Support frames are specified separately • C and LCR grommet locations are centered for three users • LR grommet locations are centered for two users • Unpowered	30 x 90"	CZBTWR30902	□□□	□□□	□□□	□□□	□□□	□□	221.0#	$ 1699	$ 1818
		30 x 96"	CZBTWR30962	□□□	□□□	□□□	□□□	□□□	□□	234.0#	1721	1834

Ⓐ Ⓑ Ⓒ Ⓓ Ⓔ Ⓕ Ⓖ

HOW TO ORDER

Indicate the following information on order form:
1. Quantity of each item.
2. Model number, including options. See "How To Build a Model Number".
3. Any special service required.

Note: • The □ indicates that a choice is required.
- The absence of the □ indicates that no choice is required.
- Alpha-numeric characters in place of □ indicate that no other alternatives are available.

HOW TO BUILD A MODEL NUMBER

Ⓐ Select basic model.

Ⓑ Select edge style.

74P	- 74P edge
KN	- Knife edge

Ⓒ Select grommet location.

N	- No Grommet
C	- Grommet : Center; add $61
LR	- Grommet : Left/right; add $123
LCR	- Grommet : Left/center/right; add $184

N - Pick for all models
C - Pick for all models
LR - Pick only for models 60" and longer
LCR - Pick only for models 90" and longer

Ⓓ Select grommet color.
Refer to the **Product Color Options** page in this price list.

Ⓔ Select surface finish.
Refer to the **Product Color Options** page in this price list.

Ⓕ Select edge color.
Refer to the **Product Color Options** page in this price list.

Ⓖ Select powdercoat color.
Refer to the **Product Color Options** page in this price list.

SPECIAL SERVICES

Special Carton Marking

With specially marked information	N/C

Shipping

Ships **assembled, FOB Bonduel, WI 54107, freight prepaid.** Freight class 100.

Specifications and prices are subject to change without prior notice.

Dual-Sided Rectilinear Worksurfaces for Wood Leg Bases

30" Deep, Powered with Single 10-Wire Rigid Wireway

Dual-Sided Rectilinear Worksurfaces for Wood Leg Bases
30" Deep, Powered with Single 10-Wire Rigid Wireway

	MODEL	D x W	MODEL NUMBER Basic Model	Edge Style	Grommet Location	Grommet Color	Surface Finish	Edge Color	Powdercoat Color	Approx. Packaged Weight	74P Edge (74P)	Knife Edge (KN)
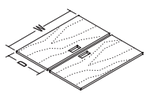 CZTD	**Dual-Sided Applications with No or One Cutout** • Includes two identical worksurfaces • Support frames are specified separately • Grommet centered for single user • Single 10-wire rigid wireway accepts up to four duplex receptacles; receptacles, infeeds and table-to-table jumpers must be specified separately	30 x 36"	CZBTWR3036S2	□□□	□□□	□□□	□□□	□□□	□□	95.0#	$ 931	$ 985
		30 x 42"	CZBTWR3042S2	□□□	□□□	□□□	□□□	□□□	□□	111.0#	1089	1146
		30 x 48"	CZBTWR3048S2	□□□	□□□	□□□	□□□	□□□	□□	127.0#	1219	1273
		30 x 54"	CZBTWR3054S2	□□□	□□□	□□□	□□□	□□□	□□	143.0#	1370	1449
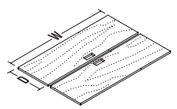 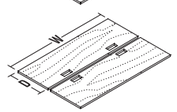 CZTD	**Dual-Sided Applications with up to Two Cutouts** • Includes two identical worksurfaces • Support frames are specified separately • Single center grommet or left and right grommets • LR grommet locations are centered for two users • Single 10-wire rigid wireway accepts up to four duplex receptacles; receptacles, infeeds and table-to-table jumpers must be specified separately	30 x 60"	CZBTWR3060S2	□□□	□□□	□□□	□□□	□□□	□□	157.0#	$ 1543	$ 1676
		30 x 72"	CZBTWR3072S2	□□□	□□□	□□□	□□□	□□□	□□	187.0#	1629	1736
				Ⓑ	Ⓒ	Ⓓ	Ⓔ	Ⓕ	Ⓖ			

HOW TO ORDER

Indicate the following information on order form:
1. Quantity of each item.
2. Model number, including options. See "How To Build a Model Number".
3. Any special service required.

Note: • The □ indicates that a choice is required.
• The absence of the □ indicates that no choice is required.
• Alpha-numeric characters in place of □ indicate that no other alternatives are available.

HOW TO BUILD A MODEL NUMBER

Ⓐ Select basic model.

Ⓑ Select edge style.

74P	- 74P edge
KN	- Knife edge

Ⓒ Select grommet location.

N	- No Grommet
C	- Grommet : Center; add $61
LR	- Grommet : Left/right; add $123

N - Pick for all models
C - Pick for all models
LR - Pick only for models 60" and longer
LCR - Pick only for models 90" and longer

Ⓓ Select grommet color.
Refer to the **Product Color Options** page in this price list.

Ⓔ Select surface finish.
Refer to the **Product Color Options** page in this price list.

Ⓕ Select edge color.
Refer to the **Product Color Options** page in this price list.

Ⓖ Select powdercoat color.
Refer to the **Product Color Options** page in this price list.

SPECIAL SERVICES

Special Carton Marking

With specially marked information	N/C

Shipping

Ships **assembled, FOB Bonduel, WI 54107, freight prepaid.** Freight class 100.

Specifications and prices are subject to change without prior notice.

Dual-Sided Rectilinear Worksurfaces for Wood Leg Bases

30" Deep, Powered with Double 10-Wire Rigid Wireway

Dual-Sided Rectilinear Worksurfaces for Wood Leg Bases
30" Deep, Powered with Double 10-Wire Rigid Wireway

	MODEL	D x W	MODEL NUMBER Basic Model	Edge Style Ⓑ	Grommet Location Ⓒ	Grommet Color Ⓓ	Surface Finish Ⓔ	Edge Color Ⓕ	Powdercoat Color Ⓖ	Approx. Packaged Weight	74P Edge (74P)	Knife Edge (KN)
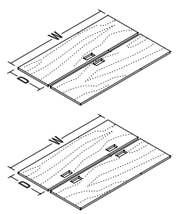 CZTD	**Dual-Sided Applications with up to Two Cutouts** • Includes two identical worksurfaces • Support frames are specified separately • LR grommet locations are centered for two users • Double 10-wire rigid wireway accepts up to eight duplex receptacles; receptacles, infeeds and table-to-table jumpers must be specified separately	30 x 60"	CZBTWR3060D2	☐☐☐	☐☐☐	☐☐☐	☐☐☐	☐☐☐	☐☐	159.0#	$ 1756	$ 1897
		30 x 64"	CZBTWR3064D2	☐☐☐	☐☐☐	☐☐☐	☐☐☐	☐☐☐	☐☐	171.0#	1810	1926
		30 x 66"	CZBTWR3066D2	☐☐☐	☐☐☐	☐☐☐	☐☐☐	☐☐☐	☐☐	176.0#	1859	1947
		30 x 72"	CZBTWR3072D2	☐☐☐	☐☐☐	☐☐☐	☐☐☐	☐☐☐	☐☐	189.0#	1881	1980
		30 x 78"	CZBTWR3078D2	☐☐☐	☐☐☐	☐☐☐	☐☐☐	☐☐☐	☐☐	207.0#	2097	2213
		30 x 84"	CZBTWR3084D2	☐☐☐	☐☐☐	☐☐☐	☐☐☐	☐☐☐	☐☐	220.0#	2120	2237
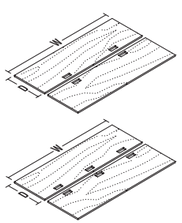 CZTD	**Dual-Sided Applications with up to Three Cutouts** • Includes two identical worksurfaces • Support frames are specified separately • C and LCR grommet locations are centered for three users • LR grommet locations are centered for two users • Double 10-wire rigid wireway accepts up to eight duplex receptacles; receptacles, infeeds and table-to-table jumpers must be specified separately	30 x 90"	CZBTWR3090D2	☐☐☐	☐☐☐	☐☐☐	☐☐☐	☐☐☐	☐☐	237.0#	$ 2187	$ 2302
		30 x 96"	CZBTWR3096D2	☐☐☐	☐☐☐	☐☐☐	☐☐☐	☐☐☐	☐☐	250.0#	2213	2330

Ⓐ Ⓑ Ⓒ Ⓓ Ⓔ Ⓕ Ⓖ

HOW TO ORDER

Indicate the following information on order form:
1. Quantity of each item.
2. Model number, including options. See "How To Build a Model Number".
3. Any special service required.

Note: • The ☐ indicates that a choice is required.
• The absence of the ☐ indicates that no choice is required.
• Alpha-numeric characters in place of ☐ indicate that no other alternatives are available.

HOW TO BUILD A MODEL NUMBER

Ⓐ Select basic model.

Ⓑ Select edge style.

74P	- 74P edge
KN	- Knife edge

Ⓒ Select grommet location.

N	- No Grommet
C	- Grommet : Center; add $61
LR	- Grommet : Left/right; add $123
LCR	- Grommet : Left/center/right; add $184

N - Pick for all models
C - Pick for all models
LR - Pick only for models 60" and longer
LCR - Pick only for models 90" and longer

Ⓓ Select grommet color.
Refer to the **Product Color Options** page in this price list.

Ⓔ Select surface finish.
Refer to the **Product Color Options** page in this price list.

Ⓕ Select edge color.
Refer to the **Product Color Options** page in this price list.

Ⓖ Select powdercoat color.
Refer to the **Product Color Options** page in this price list.

SPECIAL SERVICES

Special Carton Marking

With specially marked information	N/C

Shipping

Ships **assembled, FOB Bonduel, WI 54107, freight prepaid.** Freight class 100.

Specifications and prices are subject to change without prior notice.

Return Worksurfaces for Wood Leg Bases

24", 27" and 30" Deep, Unpowered

Return Worksurfaces for Wood Leg Bases
24", 27" and 30" Deep, Unpowered

	MODEL	D x W	MODEL NUMBER: Basic Model	Edge Style	Grommet Location	Grommet Color	Surface Finish	Edge Color	Approx. Packaged Weight	74P Edge (74P)
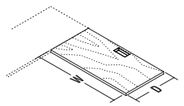 CZTT	**Return Worksurface With No or One Cutout, Used on Single Frames Only** • For use with dual return leg frame CZBTLS48 only • Must specify two worksurfaces per frame • Grommet centered for single user per return • Return includes splice plate for perpendicular attachment to adjacent worksurface • KN edge not offered on returns	24 x 30"	CZBTWRT2430	74P	□□□	□□□	□□□	□□□	30.0#	$ 253
		24 x 36"	CZBTWRT2436	74P	□□□	□□□	□□□	□□□	35.0#	274
		24 x 42"	CZBTWRT2442	74P	□□□	□□□	□□□	□□□	40.0#	284
		24 x 48"	CZBTWRT2448	74P	□□□	□□□	□□□	□□□	45.0#	293
		24 x 54"	CZBTWRT2454	74P	□□□	□□□	□□□	□□□	51.0#	361
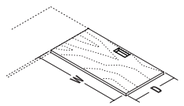 CZTT	**Return Worksurface With No or One Cutout, Used on Single or Dual Frames** • For use with single return leg frame CZBTLS30 or dual return leg frame CZBTLS48 • Specify single return leg frame CZBTLS30 with one return worksurface, or dual return leg frame CZBTLS48 with two back-to-back return worksurfaces • Optional modesty panel for single return applications is specified separately. See Planning Guide for modesty panel placement. • Grommet centered for single user per return • Return includes splice plate for perpendicular attachment to adjacent worksurface • KN edge not offered on returns	27 x 30"	CZBTWRT2730	74P	□□□	□□□	□□□	□□□	33.0#	$ 270
		27 x 36"	CZBTWRT2736	74P	□□□	□□□	□□□	□□□	39.0#	279
		27 x 42"	CZBTWRT2742	74P	□□□	□□□	□□□	□□□	45.0#	304
		27 x 48"	CZBTWRT2748	74P	□□□	□□□	□□□	□□□	51.0#	359
		27 x 54"	CZBTWRT2754	74P	□□□	□□□	□□□	□□□	57.0#	361

Ⓐ Ⓑ Ⓒ Ⓓ Ⓔ Ⓕ

HOW TO ORDER

Indicate the following information on order form:
1. Quantity of each item.
2. Model number, including options. See "How To Build a Model Number".
3. Any special service required.

Note: • The □ indicates that a choice is required.
- The absence of the □ indicates that no choice is required.
- Alpha-numeric characters in place of □ indicate that no other alternatives are available.

HOW TO BUILD A MODEL NUMBER

Ⓐ Select basic model.

Ⓑ Select edge style.

74P	- 74P edge

Ⓒ Select grommet location.

N	- No Grommet
C	- Grommet : Center; add $61

N - Pick for all models
C - Pick for all models

Ⓓ Select grommet color.
Refer to the **Product Color Options** page in this price list.

Ⓔ Select surface finish.
Refer to the **Product Color Options** page in this price list.

Ⓕ Select edge color.
Refer to the **Product Color Options** page in this price list.

SPECIAL SERVICES

Special Carton Marking

With specially marked information	N/C

Shipping

Ships **assembled, FOB Bonduel, WI 54107, freight prepaid.** Freight class 100.

Specifications and prices are subject to change without prior notice.

Return Worksurfaces for Wood Leg Bases

24", 27" and 30" Deep, Unpowered

Return Worksurfaces for Wood Leg Bases
24", 27" and 30" Deep, Unpowered

	MODEL	D x W	MODEL NUMBER: Basic Model	Edge Style	Grommet Location	Grommet Color	Surface Finish	Edge Color	Approx. Packaged Weight	74P Edge (74P)
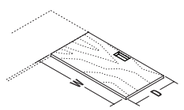 CZTT	**Return Worksurface With No or One Cutout, Used on Single or Dual Frames** • For use with single return leg frame CZBTLS30 or dual return leg frame CZBTLS48 • Specify single return leg frame CZBTLS30 with one return worksurface, or dual return leg frame CZBTLS48 with two back-to-back return worksurfaces • Optional modesty panel for single return applications is specified separately. See Planning Guide for modesty panel placement. • Grommet centered for single user per return • Return includes splice plate for perpendicular attachment to adjacent worksurface • KN edge not offered on returns	30 x 30"	CZBTWRT3030	74P	□□□	□□□	□□□	□□□	36.0#	$ 270
		30 x 36"	CZBTWRT3036	74P	□□□	□□□	□□□	□□□	43.0#	279
		30 x 42"	CZBTWRT3042	74P	□□□	□□□	□□□	□□□	49.0#	304
		30 x 48"	CZBTWRT3048	74P	□□□	□□□	□□□	□□□	56.0#	359
		30 x 54"	CZBTWRT3054	74P	□□□	□□□	□□□	□□□	63.0#	361
			Ⓐ	Ⓑ	Ⓒ	Ⓓ	Ⓔ	Ⓕ		

HOW TO ORDER

Indicate the following information on order form:
1. Quantity of each item.
2. Model number, including options. See "How To Build a Model Number".
3. Any special service required.

Note: • The □ indicates that a choice is required.
- The absence of the □ indicates that no choice is required.
- Alpha-numeric characters in place of □ indicate that no other alternatives are available.

HOW TO BUILD A MODEL NUMBER

Ⓐ Select basic model.

Ⓑ Select edge style.

74P	- 74P edge

Ⓒ Select grommet location.

N	- No Grommet
C	- Grommet : Center; add $61

N - Pick for all models
C - Pick for all models

Ⓓ Select grommet color.
Refer to the **Product Color Options** page in this price list.

Ⓔ Select surface finish.
Refer to the **Product Color Options** page in this price list.

Ⓕ Select edge color.
Refer to the **Product Color Options** page in this price list.

SPECIAL SERVICES

Special Carton Marking

With specially marked information	N/C

Shipping

Ships **assembled, FOB Bonduel, WI 54107, freight prepaid.** Freight class 100.

Specifications and prices are subject to change without prior notice.

Dual-Sided Wood Leg Frames - 48” Fixed, 29” Height

Supports Two 24” Deep Back-to-Back Fixed Worksurfaces

Dual-Sided Wood Leg Frames - 48” Fixed, 29” Height

Supports Two 24” Deep Back-to-Back Fixed Worksurfaces

	MODEL	Width Range	MODEL NUMBER Basic Model	Wood Finish	Powdercoat Color	Glide Color	Approx. Packaged Weight	Delivered Pricing
 CZTL	**48” Dual-Sided Wood Leg Stand-alone/ Starter Telescopic Beam Frame** • Includes two sets of wood legs with two integrated steel telescopic beams • For use under back-to-back 24” deep fixed worksurfaces • Frame supports worksurface width ranges of 36-42”, 48-72”, or 72-96” • Glide adjustment range of 7/8” • 10” knee clearance to beam	36-42”	CZBTDS483642/F	□□□□	□□	GCL	47.0#	$ 1625
		48-72”	CZBTDS484872/F	□□□□	□□	GCL	51.0#	1534
		72-96”	CZBTDS487296/F	□□□□	□□	GCL	55.0#	1681
 CZTL	**48” Dual-Sided Wood Leg Adder with Steel Telescopic Beam Frame** • Includes single set of wood legs and two integrated steel telescopic beams • Requires attachment to 48” deep du-al-sided starter wood leg base; may not be used alone • Base support profile is 1-1/2” x 2-3/8” • For use under back-to-back 24” deep fixed worksurfaces • Frame supports worksurface width ranges of 36-42”, 48-72”, or 72-96” • Glide adjustment range of 7/8” • 10” knee clearance to beam	36-42”	CZBTDA483642/F	□□□□	□□	GCL	28.0#	$ 1101
		48-72”	CZBTDA484872/F	□□□□	□□	GCL	32.0#	1055
		72-96”	CZBTDA487296/F	□□□□	□□	GCL	36.0#	1221
			Ⓐ	Ⓑ	Ⓒ	Ⓓ		

HOW TO ORDER

Indicate the following information on order form:
1. Quantity of each item.
2. Model number, including options. See “How To Build a Model Number”.
3. Any special service required.

Note: • The □ indicates that a choice is required.
- The absence of the □ indicates that no choice is required.
- Alpha-numeric characters in place of □ indicate that no other alternatives are available.

HOW TO BUILD A MODEL NUMBER

Ⓐ Select basic model.

Ⓑ Select wood finish.
Refer to the **Product Color Options** page in this price list.

Ⓒ Select powdercoat.
Refer to the **Product Color Options** page in this price list.

Ⓓ Select glide color.

GCL	- Clear

SPECIAL SERVICES

Special Carton Marking

With specially marked information	N/C

Shipping

Ships **knocked down, FOB Bonduel, WI 54107, freight prepaid.** Freight class 100.

Specifications and prices are subject to change without prior notice.

Dual-Sided Wood Leg Frames - 48” Sliding, 29” Height

Supports Two 24” Deep Back-to-Back Sliding Worksurfaces

Dual-Sided Wood Leg Frames - 48” Sliding, 29” Height
Supports Two 24” Deep Back-to-Back Sliding Worksurfaces

	MODEL	Width Range	MODEL NUMBER Basic Model	Wood Finish	Powdercoat Color	Glide Color	Approx. Packaged Weight	Delivered Pricing
 CZTL	**48” Dual-Sided Wood Leg Stand-alone/ Starter with Steel Telescopic Beam Frame** • Includes two sets of wood legs with two integrated steel telescopic beams • For use under back-to-back 24” deep sliding worksurfaces • Frame supports worksurface width ranges of 36-42”, 48-72”, or 72-96” • Glide adjustment range of 7/8” • 10” knee clearance to beam	36-42”	CZBTDS483642/S	□□□□	□□	GCL	60.0#	$ 1995
		48-72”	CZBTDS484872/S	□□□□	□□	GCL	64.0#	1655
		72-96”	CZBTDS487296/S	□□□□	□□	GCL	68.0#	1802
 CZTL	**48” Dual-Sided Wood Leg Adder with Steel Telescopic Beam Frame** • Includes single set of wood legs and two integrated steel telescopic beams • Requires attachment to 48” deep du-al-sided starter wood leg base; may not be used alone • Base support profile is 1-1/2” x 2-3/8” • For use under back-to-back 24” deep sliding worksurfaces • Frame supports worksurface width ranges of 36-42”, 48-72”, or 72-96” • Glide adjustment range of 7/8” • 10” knee clearance to beam	36-42”	CZBTDA483642/S	□□□□	□□	GCL	34.0#	$ 1497
		48-72”	CZBTDA484872/S	□□□□	□□	GCL	38.0#	1209
		72-96”	CZBTDA487296/S	□□□□	□□	GCL	42.0#	1374
			Ⓐ	Ⓑ	Ⓒ	Ⓓ		

HOW TO ORDER

Indicate the following information on order form:
1. Quantity of each item.
2. Model number, including options. See “How To Build a Model Number”.
3. Any special service required.

Note: • The □ indicates that a choice is required.
- The absence of the □ indicates that no choice is required.
- Alpha-numeric characters in place of □ indicate that no other alternatives are available.

HOW TO BUILD A MODEL NUMBER

Ⓐ Select basic model.

Ⓑ Select wood finish.
Refer to the **Product Color Options** page in this price list.

Ⓒ Select powdercoat.
Refer to the **Product Color Options** page in this price list.

Ⓓ Select glide color.

GCL	- Clear

SPECIAL SERVICES

Special Carton Marking

With specially marked information	N/C

Shipping

Ships **knocked down, FOB Bonduel, WI 54107, freight prepaid.** Freight class 100.

Specifications and prices are subject to change without prior notice.

Dual-Sided Wood Leg Frames - 60” Fixed, 29” Height

Supports Two 30” Deep Back-to-Back Fixed Worksurfaces

Dual-Sided Wood Leg Frames - 60” Fixed, 29” Height
Supports Two 30” Deep Back-to-Back Fixed Worksurfaces

	MODEL	Width Range	MODEL NUMBER Basic Model	Wood Finish	Powdercoat Color	Glide Color	Approx. Packaged Weight	Delivered Pricing
 CZTL	**60” Dual-Sided Wood Leg Stand-alone/ Starter with Steel Telescopic Beam Frame** • Includes two sets of wood legs with two integrated steel telescopic beams • For use under back-to-back 30” deep fixed worksurfaces • Frame supports worksurface width ranges of 36-42”, 48-72”, or 72-96” • Glide adjustment range of 7/8” • 16” knee clearance to beam	36-42”	CZBTDS603642/F	□□□□	□□	GCL	47.0#	$ 1652
		48-72”	CZBTDS604872/F	□□□□	□□	GCL	51.0#	1567
		72-96”	CZBTDS607296/F	□□□□	□□	GCL	55.0#	1713
 CZTL	**60” Dual-Sided Wood Leg Adder with Steel Telescopic Beam Frame** • Includes single set of wood legs and two integrated steel telescopic beams • Requires attachment to 60” deep du-al-sided wood leg starter base; may not be used alone • Base support profile is 1-1/2” x 2-3/8” • For use under back-to-back 30” deep fixed worksurfaces • Frame supports worksurface width ranges of 36-42”, 48-72”, or 72-96” • Glide adjustment range of 7/8” • 16” knee clearance to beam	36-42”	CZBTDA603642/F	□□□□	□□	GCL	28.0#	$ 1100
		48-72”	CZBTDA604872/F	□□□□	□□	GCL	32.0#	1076
		72-96”	CZBTDA607296/F	□□□□	□□	GCL	36.0#	1221
			Ⓐ	Ⓑ	Ⓒ	Ⓓ		

HOW TO ORDER

Indicate the following information on order form:
1. Quantity of each item.
2. Model number, including options. See “How To Build a Model Number”.
3. Any special service required.

Note: • The □ indicates that a choice is required.
• The absence of the □ indicates that no choice is required.
• Alpha-numeric characters in place of □ indicate that no other alternatives are available.

HOW TO BUILD A MODEL NUMBER

Ⓐ Select basic model.

Ⓑ Select wood finish.
Refer to the **Product Color Options** page in this price list.

Ⓒ Select powdercoat.
Refer to the **Product Color Options** page in this price list.

Ⓓ Select glide color.

GCL	- Clear

SPECIAL SERVICES

Special Carton Marking

With specially marked information	N/C

Shipping

Ships **knocked down, FOB Bonduel, WI 54107, freight prepaid.** Freight class 100.

Specifications and prices are subject to change without prior notice.

Dual-Sided Wood Leg Frames - 60” Sliding, 29” Height

Supports Two 30” Deep Back-to-Back Sliding Worksurfaces

Dual-Sided Wood Leg Frames - 60” Sliding, 29” Height
Supports Two 30” Deep Back-to-Back Sliding Worksurfaces

	MODEL	Width Range	MODEL NUMBER Basic Model	Wood Finish	Powdercoat Color	Glide Color	Approx. Packaged Weight	Delivered Pricing
 CZTL	**60” Dual-Sided Wood Leg Stand-alone/ Starter with Steel Telescopic Beam Frame** • Includes two sets of wood legs with two integrated steel telescopic beams • For use under back-to-back 30” deep sliding worksurfaces • Frame supports worksurface width ranges of 36-42”, 48-72”, or 72-96” • Glide adjustment range of 7/8” • 16” knee clearance to beam	36-42”	CZBTDS603642/S	□□□□	□□	GCL	60.0#	$ 2018
		48-72”	CZBTDS604872/S	□□□□	□□	GCL	64.0#	1744
		72-96”	CZBTDS607296/S	□□□□	□□	GCL	68.0#	1890
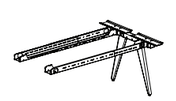 CZTL	**60” Dual-Sided Wood Leg Adder with Steel Telescopic Beam Frame** • Includes single set of wood legs and two integrated steel telescopic beams • Requires attachment to 60” deep dual-sided wood leg starter base; may not be used alone • Base support profile is 1-1/2” x 2-3/8” • For use under back-to-back 30” deep sliding worksurfaces • Frame supports worksurface width ranges of 36-42”, 48-72”, or 72-96” • Glide adjustment range of 7/8” • 16” knee clearance to beam	36-42”	CZBTDA603642/S	□□□□	□□	GCL	34.0#	$ 1496
		48-72”	CZBTDA604872/S	□□□□	□□	GCL	38.0#	1303
		72-96”	CZBTDA607296/S	□□□□	□□	GCL	42.0#	1449
			Ⓐ	Ⓑ	Ⓒ	Ⓓ		

HOW TO ORDER

Indicate the following information on order form:
1. Quantity of each item.
2. Model number, including options. See “How To Build a Model Number”.
3. Any special service required.

Note: • The □ indicates that a choice is required.
- The absence of the □ indicates that no choice is required.
- Alpha-numeric characters in place of □ indicate that no other alternatives are available.

HOW TO BUILD A MODEL NUMBER

Ⓐ Select basic model.

Ⓑ Select wood finish.
Refer to the **Product Color Options** page in this price list.

Ⓒ Select powdercoat.
Refer to the **Product Color Options** page in this price list.

Ⓓ Select glide color.

GCL	- Clear

SPECIAL SERVICES

Special Carton Marking

With specially marked information	N/C

Shipping

Ships **knocked down, FOB Bonduel, WI 54107, freight prepaid.** Freight class 100.

Specifications and prices are subject to change without prior notice.

Wood Leg Return Support Frames - 29” High

Wood Leg Return Support Frames - 29” High

	MODEL	MODEL NUMBER Basic Model	Wood Finish	Powdercoat Color	Glide Color	Approx. Packaged Weight	Delivered Pricing
 CZBT	**Single-Sided Wood Leg Return Support Frame** • Includes one set of wood legs with frame • Supports return worksurface • For use under one 27” or 30” deep return worksurface only • Glide adjustment range of 7/8”	CZBTLS30	□□□□	□□	GCL	16.0#	$ 536
 CZBT	**Dual-Sided Wood Leg Return Support Frame** • Supports return worksurface • Includes one set of wood legs with frame • For use under two 24”, 27” or 30” return worksurfaces only • Glide adjustment range of 7/8”	CZBTLS48	□□□□	□□	GCL	23.0#	$ 667
		Ⓐ	Ⓑ	Ⓒ	Ⓓ		

HOW TO ORDER

Indicate the following information on order form:
1. Quantity of each item.
2. Model number, including options. See “How To Build a Model Number”.
3. Any special service required.

Note: • The □ indicates that a choice is required.
- The absence of the □ indicates that no choice is required.
- Alpha-numeric characters in place of □ indicate that no other alternatives are available.

HOW TO BUILD A MODEL NUMBER

Ⓐ Select basic model.

Ⓑ Select wood finish.
Refer to the **Product Color Options** page in this price list.

Ⓒ Select powdercoat.
Refer to the **Product Color Options** page in this price list.

Ⓓ Select glide color.

GCL	- Clear

SPECIAL SERVICES

Special Carton Marking

With specially marked information	N/C

Shipping

Ships **knocked down, FOB Bonduel, WI 54107, freight prepaid.** Freight class 100.

Specifications and prices are subject to change without prior notice.

Wood Leg Rectilinear Desk with Modesty Panel 29” High

30” and 36” Deep, Unpowered

Wood Leg Rectilinear Desk with Modesty Panel 29” High

30” and 36” Deep, Unpowered

		MODEL NUMBER											
	D x W	Basic Model	Edge Style	Wood Leg Finish	Grommet Location	Grommet Color	Surface Finish	Edge Color	Powdercoat Color	Glide Color	Approx. Packaged Weight	74P Edge (74P)	Knife Edge (KN)
	29-1/2 x 65-1/5”	CZBTDR3066	□□□	□□□□	□□□	□□□	□□□	□□□	□□	GCL	137.0#	$ 1810	$ 1886
	29-1/2 x 71-1/2”	CZBTDR3072	□□□	□□□□	□□□	□□□	□□□	□□□	□□	GCL	144.0#	1810	1886
	35-1/2 x 65-1/2”	CZBTDR3666	□□□	□□□□	□□□	□□□	□□□	□□□	□□	GCL	151.0#	1877	1954
	35-1/2 x 71-1/2”	CZBTDR3672	□□□	□□□□	□□□	□□□	□□□	□□□	□□	GCL	161.0#	1877	1954



Grommet options

CZTK

Complete Wood Leg Rectilinear Desk; Up to Two Cutouts

- Includes desk top and wood/steel leg frame with single beam
- KN edge, when specified, wraps around the entirety of the worksurface
- Perforated steel modesty panel is nested between wood legs
- All grommet centers are located 5.5” beyond desk mid-point from user. Left and right grommet centers are located 9.5” from table center.
- Grommet location allows cords to fall on user-side of modesty panel

Ⓐ Ⓑ Ⓒ Ⓓ Ⓔ Ⓕ Ⓖ Ⓗ Ⓘ

HOW TO ORDER

Indicate the following information on order form:
1. Quantity of each item.
2. Model number, including options. See “How To Build a Model Number”.
3. Any special service required.

Note: • The □ indicates that a choice is required.
- The absence of the □ indicates that no choice is required.
- Alpha-numeric characters in place of □ indicate that no other alternatives are available.

HOW TO BUILD A MODEL NUMBER

Ⓐ Select basic model.

Ⓑ Select edge style.

74P	- 74P edge
KN	- Knife edge

Ⓒ Select wood leg finish.
Refer to the **Product Color Options** page in this price list.

Ⓓ Select grommet location.

N	- No Grommet
L	- Grommet : Left; add $61
C	- Grommet : Center; add $61
R	- Grommet : Right; add $61
LR	- Grommet : Left/right; add $123

Ⓔ Select grommet color.
Refer to the **Product Color Options** page in this price list.

Ⓕ Select surface finish.
Refer to the **Product Color Options** page in this price list.

Ⓖ Select edge color.
Refer to the **Product Color Options** page in this price list.

Ⓗ Select powdercoat.
Refer to the **Product Color Options** page in this price list.

Ⓘ Select glide color.

GCL	- Clear

SPECIAL SERVICES

Special Carton Marking

With specially marked information	N/C

Shipping

Ships **knocked down, FOB Bonduel, WI 54107, freight prepaid.** Freight class 100.

Specifications and prices are subject to change without prior notice.

Wood Leg Elliptical Desk with Modesty Panel - 29” High

36 and 42” Deep, Unpowered

Wood Leg Elliptical Desk with Modesty Panel - 29” High

36 and 42” Deep, Unpowered





Grommet options

CZTK

Complete Wood Leg Elliptical Desk, Up to Two Cutouts

- Includes desk top and wood/steel leg frame with single beam
- KN edge, when specified, wraps around the entirety of the worksurface
- Perforated steel modesty panel is nested between wood legs
- All grommet centers are located 5.5” beyond desk mid-point from user. Left and right grommet centers are located 9.5” from table center.
- Grommet location allows cords to fall on user-side of modesty panel

	MODEL NUMBER											
D x W	Basic Model	Edge Style	Wood Leg Finish	Grommet Location	Grommet Color	Surface Finish	Edge Color	Powdercoat Color	Glide Color	Approx. Packaged Weight	74P Edge (74P)	Knife Edge (KN)
35-1/2 x 65-1/2”	CZBTDE3666	□□□	□□□□	□□□	□□□	□□□	□□□	□□	GCL	133.0#	$ 1906	$ 2000
35-1/2 x 71-1/2”	CZBTDE3672	□□□	□□□□	□□□	□□□	□□□	□□□	□□	GCL	139.0#	1906	2000
41-1/2 x 65-1/2”	CZBTDE4266	□□□	□□□□	□□□	□□□	□□□	□□□	□□	GCL	147.0#	1949	2044
41-1/2 x 71-1/2”	CZBTDE4272	□□□	□□□□	□□□	□□□	□□□	□□□	□□	GCL	156.0#	1949	2044

Ⓐ Ⓑ Ⓒ Ⓓ Ⓔ Ⓕ Ⓖ Ⓗ Ⓘ

HOW TO ORDER

Indicate the following information on order form:
1. Quantity of each item.
2. Model number, including options. See “How To Build a Model Number”.
3. Any special service required.

Note: • The □ indicates that a choice is required.
- The absence of the □ indicates that no choice is required.
- Alpha-numeric characters in place of □ indicate that no other alternatives are available.

HOW TO BUILD A MODEL NUMBER

Ⓐ Select basic model.

Ⓑ Select edge style.

74P	- 74P edge
KN	- Knife edge

Ⓒ Select wood leg finish.
Refer to the **Product Color Options** page in this price list.

Ⓓ Select grommet location.

N	- No Grommet
L	- Grommet : Left; add $61
C	- Grommet : Center; add $61
R	- Grommet : Right; add $61
LR	- Grommet : Left/right; add $123

Ⓔ Select grommet color.
Refer to the **Product Color Options** page in this price list.

Ⓕ Select surface finish.
Refer to the **Product Color Options** page in this price list.

Ⓖ Select edge color.
Refer to the **Product Color Options** page in this price list.

Ⓗ Select powdercoat.
Refer to the **Product Color Options** page in this price list.

Ⓘ Select glide color.

GCL	- Clear

SPECIAL SERVICES

Special Carton Marking

With specially marked information	N/C

Shipping

Ships **knocked down, FOB Bonduel, WI 54107, freight prepaid.** Freight class 100.

Specifications and prices are subject to change without prior notice.

Wood Leg Rectilinear Conference Tables - 29” High

36” and 42” Deep, Unpowered

Wood Leg Rectilinear Conference Tables - 29” High

36” and 42” Deep, Unpowered

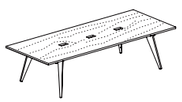

CZTC

Complete Wood Leg Rectilinear Conference Table, Up to Three Cutouts

- Includes conference top, two wood leg sets, steel support frame with one integrated telescopic beam.
- KN edge, when specified, wraps around the entirety of the worksurface
- Worksurface extends 12” beyond frame on each end
- LR grommet centers are located 23-3/4” from center for 96” tables, and 25-3/4” from center for 108” and 120” tables

		MODEL NUMBER											
	D x W	Basic Model	Edge Style	Wood Leg Finish	Grommet Location	Grommet Color	Surface Finish	Edge Color	Powdercoat Color	Glide Color	Approx. Packaged Weight	74P Edge (74P)	Knife Edge (KN)
	35-1/2 x 95-1/2”	CZBTCR3696	□□□	□□□□	□□□	□□□	□□□	□□□	□□	GCL	171.0#	$ 2161	$ 2254
	35-1/2 x 107-1/2”	CZBTCR36108	□□□	□□□□	□□□	□□□	□□□	□□□	□□	GCL	187.0#	2374	2465
	35-1/2 x 119-1/2”	CZBTCR36120	□□□	□□□□	□□□	□□□	□□□	□□□	□□	GCL	203.0#	2378	2469
	41-1/2 x 95-1/2”	CZBTCR4296	□□□	□□□□	□□□	□□□	□□□	□□□	□□	GCL	192.0#	2257	2355
	41-1/2 x 107-1/2”	CZBTCR42108	□□□	□□□□	□□□	□□□	□□□	□□□	□□	GCL	210.0#	2399	2500
	41-1/2 x 119-1/2”	CZBTCR42120	□□□	□□□□	□□□	□□□	□□□	□□□	□□	GCL	229.0#	2403	2503
		Ⓐ	Ⓑ	Ⓒ	Ⓓ	Ⓔ	Ⓕ	Ⓖ	Ⓗ	Ⓘ			

HOW TO ORDER

Indicate the following information on order form:
1. Quantity of each item.
2. Model number, including options. See “How To Build a Model Number”.
3. Any special service required.

Note: • The □ indicates that a choice is required.
- The absence of the □ indicates that no choice is required.
- Alpha-numeric characters in place of □ indicate that no other alternatives are available.

HOW TO BUILD A MODEL NUMBER

Ⓐ Select basic model.

Ⓑ Select edge style.

74P	- 74P edge
KN	- Knife edge

Ⓒ Select wood leg finish.
Refer to the **Product Color Options** page in this price list.

Ⓓ Select grommet location.

N	- No Grommet
C	- Grommet : Center; add $61
LR	- Grommet : Left/right; add $123
LCR	- Grommet : Left/center/right; add $184

Ⓔ Select grommet color.
Refer to the **Product Color Options** page in this price list.

Ⓕ Select surface finish.
Refer to the **Product Color Options** page in this price list.

Ⓖ Select edge color.
Refer to the **Product Color Options** page in this price list.

Ⓗ Select powdercoat.
Refer to the **Product Color Options** page in this price list.

Ⓘ Select glide color.

GCL	- Clear

SPECIAL SERVICES

Special Carton Marking

With specially marked information N/C

Shipping

Ships **knocked down, FOB Bonduel, WI 54107, freight prepaid.** Freight class 100.

Specifications and prices are subject to change without prior notice.

Wood Leg Rectilinear Conference Tables - 29” High

48” and 60” Deep, Unpowered

Wood Leg Rectilinear Conference Tables - 29” High

48” and 60” Deep, Unpowered

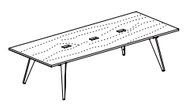

CZTC

Complete Wood Leg Rectilinear Conference Table, Up to Three Cutouts

- Includes conference top, 48” dual-sided wood leg stand-alone, steel support frame with two integrated telescopic beams.
- KN edge, when specified, wraps around the entirety of the table top surface
- Worksurface extends 12” beyond frame on each end
- LR grommet centers are located 23-3/4” from center for 96” tables, and 25-3/4” from center for 108” and 120” tables

		MODEL NUMBER											
	D x W	Basic Model	Edge Style	Wood Leg Finish	Grommet Location	Grommet Color	Surface Finish	Edge Color	Powdercoat Color	Glide Color	Approx. Packaged Weight	74P Edge (74P)	Knife Edge (KN)
		Ⓐ	Ⓑ	Ⓒ	Ⓓ	Ⓔ	Ⓕ	Ⓖ	Ⓗ	Ⓘ			
	47-1/2 x 95-1/2”	CZBTCR4896	□□□	□□□□	□□□	□□□	□□□	□□□	□□	GCL	242.0#	$ 2717	$ 2817
	47-1/2 x 107-1/2”	CZBTCR48108	□□□	□□□□	□□□	□□□	□□□	□□□	□□	GCL	263.0#	2863	2961
	47-1/2 x 119-1/2”	CZBTCR48120	□□□	□□□□	□□□	□□□	□□□	□□□	□□	GCL	284.0#	2864	2965
	59-1/2 x 95-1/2”	CZBTCR6096	□□□	□□□□	□□□	□□□	□□□	□□□	□□	GCL	284.0#	2838	2936
	59-1/2 x 107-1/2”	CZBTCR60108	□□□	□□□□	□□□	□□□	□□□	□□□	□□	GCL	310.0#	2968	3068
CZTC	59-1/2 x 119-1/2”	CZBTCR60120	□□□	□□□□	□□□	□□□	□□□	□□□	□□	GCL	337.0#	2970	3070

HOW TO ORDER

Indicate the following information on order form:
1. Quantity of each item.
2. Model number, including options. See “How To Build a Model Number”.
3. Any special service required.

Note: • The □ indicates that a choice is required.
- The absence of the □ indicates that no choice is required.
- Alpha-numeric characters in place of □ indicate that no other alternatives are available.

HOW TO BUILD A MODEL NUMBER

Ⓐ Select basic model.

Ⓑ Select edge style.

74P	- 74P edge
KN	- Knife edge

Ⓒ Select wood leg finish.
Refer to the **Product Color Options** page in this price list.

Ⓓ Select grommet location.

N	- No Grommet
C	- Grommet : Center; add $61
LR	- Grommet : Left/right; add $123
LCR	- Grommet : Left/center/right; add $184

N - Pick for all models
C - Pick for all models
LR - Pick only for models 60” and longer
LCR - Pick only for models 90” and longer

Ⓔ Select grommet color.
Refer to the **Product Color Options** page in this price list.

Ⓕ Select surface finish.
Refer to the **Product Color Options** page in this price list.

Ⓖ Select edge color.
Refer to the **Product Color Options** page in this price list.

Ⓗ Select powdercoat.
Refer to the **Product Color Options** page in this price list.

Ⓘ Select glide color.

GCL	- Clear

SPECIAL SERVICES

Special Carton Marking

With specially marked information N/C

Shipping

Ships **knocked down, FOB Bonduel, WI 54107, freight prepaid.** Freight class 100.

Specifications and prices are subject to change without prior notice.

Wood Leg Elliptical Conference Tables - 29” High

60” Deep, Unpowered

Wood Leg Elliptical Conference Tables - 29” High

60” Deep, Unpowered

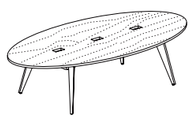

CZTC

Complete Wood Leg Elliptical Conference Table, Up to Three Cutouts

- Includes conference top, 48” dual-sided wood leg stand-alone, steel support frame with two integrated telescopic beams.
- KN edge, when specified, wraps around the entirety of the table top surface
- Worksurface extends 18” beyond frame at farthest edge for 96” table, 20” beyond frame for 108” table, and 22” beyond frame for 120” table
- LR grommet centers are located 23-3/4” from center for 96” tables, and 25-3/4” from center for 108” tables and 25-3/4” from center for 120” tables

	MODEL NUMBER											
D x H	Basic Model	Edge Style	Wood Leg Finish	Grommet Location	Grommet Color	Surface Finish	Edge Color	Powdercoat Color	Glide Color	Approx. Packaged Weight	74P Edge (74P)	Knife Edge (KN)
59-1/2 x 95-1/2”	CZBTCE6096	□□□	□□□□	□□□	□□□	□□□	□□□	□□	GCL	277.0#	$ 2721	$ 2825
59-1/2 x 107-1/2”	CZBTCE60108	□□□	□□□□	□□□	□□□	□□□	□□□	□□	GCL	303.0#	2850	2955
59-1/2 x 119-1/2”	CZBTCE60120	□□□	□□□□	□□□	□□□	□□□	□□□	□□	GCL	329.0#	2853	2958
		Ⓐ	Ⓑ	Ⓒ	Ⓓ	Ⓔ	Ⓕ	Ⓖ	Ⓗ	Ⓘ		

HOW TO ORDER

Indicate the following information on order form:
1. Quantity of each item.
2. Model number, including options. See “How To Build a Model Number”.
3. Any special service required.

Note: • The □ indicates that a choice is required.
- The absence of the □ indicates that no choice is required.
- Alpha-numeric characters in place of □ indicate that no other alternatives are available.

HOW TO BUILD A MODEL NUMBER

Ⓐ Select basic model.

Ⓑ Select edge style.

74P	- 74P edge
KN	- Knife edge

Ⓒ Select wood leg finish.

Ⓓ Select grommet location.

N	- No Grommet
C	- Grommet : Center; add $61
LR	- Grommet : Left/right; add $123
LCR	- Grommet : Left/center/right; add $184

Ⓔ Select grommet color.
Refer to the **Product Color Options** page in this price list.

Ⓕ Select surface finish.
Refer to the **Product Color Options** page in this price list.

Ⓖ Select edge color.
Refer to the **Product Color Options** page in this price list.

Ⓗ Select powdercoat.
Refer to the **Product Color Options** page in this price list.

Ⓘ Select glide color.

GCL	- Clear

SPECIAL SERVICES

Special Carton Marking

With specially marked information N/C

Shipping

Ships **knocked down, FOB Bonduel, WI 54107, freight prepaid.** Freight class 100.

Specifications and prices are subject to change without prior notice.

Electrical 10-Wire System 6-2-2

Rigid Wireways for Single-Sided Applications

Electrical 10-Wire System 6-2-2
Rigid Wireways for Single-Sided Applications

	MODEL	W	MODEL NUMBER: Basic Model	MODEL NUMBER: Paint Color	Approx. Packaged Weight	Delivered Pricing
 CZE1	**Single Rigid Wireway - Single-Sided Applications-6 Circuit** • 810 power provides continuous non-directional power from table-to-table in a 6-2-2 configuration • Assembly includes single rigid wireway and access cover • Single-sided application provides access to two receptacles on user side of beam • Receptacles, infeeds and jumpers are specified separately • Rigid Wireway need only be specified to retrofit an existing non-powered worksurface	30”	CZBE1S30	☐☐	5.0#	$ 206
		36”	CZBE1S36	☐☐	6.0#	220
		42”	CZBE1S42	☐☐	7.0#	226
		48”	CZBE1S48	☐☐	8.0#	231
		54”	CZBE1S54	☐☐	9.0#	242
		60”	CZBE1S60	☐☐	10.0#	264
		72”	CZBE1S72	☐☐	11.0#	325
 CZE1	**Double Rigid Wireway Electrical Assembly - Single-Sided Applications-6 Circuit** • 810 power provides continuous non-directional power from table-to-table in a 6-2-2 configuration • Assembly includes double rigid wireway with jumper, and access cover • Single-sided application provides access to four receptacles on user side of beam • Receptacles, infeeds and table-to-table jumpers are specified separately • Rigid Wireway need only be specified to retrofit an existing non-powered worksurface	60”	CZBE1D60	☐☐	11.0#	$ 475
		64”	CZBE1D64	☐☐	11.0#	505
		66”	CZBE1D66	☐☐	11.0#	514
		72”	CZBE1D72	☐☐	12.0#	523
		78”	CZBE1D78	☐☐	13.0#	532
		84”	CZBE1D84	☐☐	13.0#	538
		90”	CZBE1D90	☐☐	15.0#	548
		96”	CZBE1D96	☐☐	16.0#	554

Ⓐ Ⓑ

HOW TO ORDER

Indicate the following information on order form:
1. Quantity of each item.
2. Model number, including options. See “How To Build a Model Number”.
3. Any special service required.

Note: • The ☐ indicates that a choice is required.
- The absence of the ☐ indicates that no choice is required.
- Alpha-numeric characters in place of ☐ indicate that no other alternatives are available.

HOW TO BUILD A MODEL NUMBER

Ⓐ Select basic model.

Ⓑ Select wire access cover powdercoat.
Refer to the **Product Color Options** page in this price list.

SPECIAL SERVICES

Special Carton Marking

With specially marked information	N/C

Shipping

Ships **knocked down, FOB Bonduel, WI 54107, freight prepaid.** Freight class 70.

Specifications and prices are subject to change without prior notice.

Electrical 10-Wire System 6-2-2
Rigid Wireways for Dual-Sided Applications

Electrical 10-Wire System 6-2-2
Rigid Wireways for Dual-Sided Applications

	MODEL	W	MODEL NUMBER Basic Model	MODEL NUMBER Paint Color	Approx. Packaged Weight	Delivered Pricing
 CZE2	**Single Rigid Wireway Electrical Assembly - Dual-Sided Applications-6 Circuit** • 810 power provides continuous non-directional power from table-to-table in a 6-2-2 configuration • Assembly includes single rigid wireway • Dual-sided application provides access to two receptacles per side • Receptacles, infeeds and jumpers are specified separately • Rigid Wireway need only be specified to retrofit an existing non-powered worksurface	48”	CZBE2S48	□□	8.0#	$ 236
		54”	CZBE2S54	□□	9.0#	242
		60”	CZBE2S60	□□	10.0#	265
		72”	CZBE2S72	□□	11.0#	323
 CZE2	**Double Rigid Wireway Electrical Assembly - Dual-Sided Applications-6 Circuit** • 810 power provides continuous non-directional power from table-to-table in a 6-2-2 configuration • Assembly includes double rigid wireway with jumper • Dual-sided application provides access to four receptacles per side • Receptacles, infeeds and table-to-table jumpers are specified separately • Rigid Wireway need only be specified to retrofit an existing non-powered worksurface	60”	CZBE2D60	□□	11.0#	$ 474
		64”	CZBE2D64	□□	11.0#	476
		66”	CZBE2D66	□□	12.0#	482
		72”	CZBE2D72	□□	12.0#	487
		78”	CZBE2D78	□□	14.0#	496
		84”	CZBE2D84	□□	14.0#	501
		90”	CZBE2D90	□□	16.0#	509
		96”	CZBE2D96	□□	16.0#	516
			Ⓐ	Ⓑ		

HOW TO ORDER

Indicate the following information on order form:
1. Quantity of each item.
2. Model number, including options. See “How To Build a Model Number”.
3. Any special service required.

Note: • The □ indicates that a choice is required.
- The absence of the □ indicates that no choice is required.
- Alpha-numeric characters in place of □ indicate that no other alternatives are available.

HOW TO BUILD A MODEL NUMBER

Ⓐ Select basic model.

Ⓑ Select power channel powdercoat. Refer to the **Product Color Options** page in this price list.

SPECIAL SERVICES

Special Carton Marking

With specially marked information	N/C

Shipping

Ships **knocked down, FOB Bonduel, WI 54107, freight prepaid.** Freight class 70.

Specifications and prices are subject to change without prior notice.

Electrical 10-Wire System 6-2-2

Receptacles

Electrical 10-Wire System 6-2-2

Receptacles

	MODEL	Features	MODEL NUMBER: Basic Model	Approx. Packaged Weight	Delivered Pricing
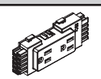 HRDPT	**15-Amp Duplex Receptacle-6 Circuit** • Snaps to rigid wireway • Receptacle color is black for circuits 1, 2 and 3 • Receptacle color is orange with white lettering for circuits 4I, 5I and 6I	Circuit 1	46.2880.1.BL	1.0#	$ 30
		Circuit 2	46.2880.2.BL	1.0#	30
		Circuit 3	46.2880.3.BL	1.0#	30
		Circuit 4	46.2880.4I	1.0#	30
		Circuit 5	46.2880.5I	1.0#	30
		Circuit 6	46.2880.6I	1.0#	30

Ⓐ

HOW TO ORDER

Indicate the following information on order form:
1. Quantity of each item.
2. Model number, including options. See “How To Build a Model Number”.
3. Any special service required.

Note: • The ☐ indicates that a choice is required.
- The absence of the ☐ indicates that no choice is required.
- Alpha-numeric characters in place of ☐ indicate that no other alternatives are available.

HOW TO BUILD A MODEL NUMBER

Ⓐ Select basic model.

SPECIAL SERVICES

Special Carton Marking

With specially marked information N/C

Shipping

Ships **knocked down, FOB Manitowoc, WI 54220, freight prepaid.** Freight class 70.

Specifications and prices are subject to change without prior notice.

Electrical 10-Wire System 6-2-2

Base Infeed and Base Wire Enclosure

Electrical 10-Wire System 6-2-2
Base Infeed and Base Wire Enclosure

	MODEL	Features	L	MODEL NUMBER Basic Model	MODEL NUMBER Color	Approx. Packaged Weight	Delivered Pricing
 HRDPT	**10-Wire Base Infeed - Standard Height-6-2-2** • Provides power from fixed floor or wall sources to table power distribution system • Must be hard-wired to the building power source by a licensed electrician • 96” length liquid tight conduit • Includes (2) mounting clips		96”	CZBFF	□□	5.0#	$ 244
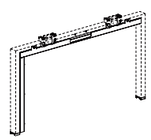 HRDPT	**Base Wire Enclosure - Steel Leg Applications** • Conceals infeed along leg and upper frame • 3-piece construction • Infeed conduit is specified separately	for 24” base		CZBIC24	□□	4.5#	$ 163
		for 30” base		CZBIC30	□□	5.0#	167
		for 48” base		CZBIC48	□□	6.5#	174
		for 60” base		CZBIC60	□□	7.0#	196
				Ⓐ	Ⓑ		

HOW TO ORDER

Indicate the following information on order form:
1. Quantity of each item.
2. Model number, including options. See “How To Build a Model Number”.
3. Any special service required.

Note: • The □ indicates that a choice is required.
- The absence of the □ indicates that no choice is required.
- Alpha-numeric characters in place of □ indicate that no other alternatives are available.

HOW TO BUILD A MODEL NUMBER

Ⓐ Select basic model.

Ⓑ Select color.
Refer to the **Product Color Options** page in this price list.

SPECIAL SERVICES

Special Carton Marking

With specially marked information	N/C

Shipping

Ships **knocked down, FOB Bonduel, WI 54107, freight prepaid.** Freight class 70.

Specifications and prices are subject to change without prior notice.

Electrical 10-Wire System 6-2-2

Top Infeeds - 29" Finished Steel Leg Assembly

Electrical 10-Wire System 6-2-2

Top Infeeds - 29" Finished Steel Leg Assembly

	MODEL	Features	L	MODEL NUMBER Basic Model	MODEL NUMBER Color	Approx. Packaged Weight	Delivered Pricing
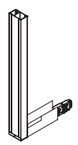 HRDPT	**10-Wire Top Infeed for Single-Sided Applications-6 Circuit** • Provides power from ceiling source to Single-sided table power distribution system • Must be hard-wired to building power source by a licensed electrician • 144" length flexible oval conduit • Includes 10 foot long aluminum pole with single mounting bracket • Provides separate channels for electrical and data entry	Left	120"	CZBTF1L	□□	15.0#	$ 624
		Right	120"	CZBTF1R	□□	15.0#	624
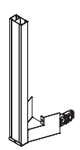 HRDPT	**10-Wire Top Infeed for Dual-Sided Applications-6 Circuit** • Provides power from ceiling source to Dual-sided table power distribution system • Must be hard-wired to building power source by a licensed electrician • 144" length flexible oval conduit • Includes 10 foot long aluminum pole with dual mounting bracket • Provides separate channels for electrical and data entry		120"	CZBTF2	□□	15.0#	$ 624
				Ⓐ	Ⓑ		

HOW TO ORDER

Indicate the following information on order form:
1. Quantity of each item.
2. Model number, including options. See "How To Build a Model Number".
3. Any special service required.

Note: • The □ indicates that a choice is required.
- The absence of the □ indicates that no choice is required.
- Alpha-numeric characters in place of □ indicate that no other alternatives are available.

HOW TO BUILD A MODEL NUMBER

Ⓐ Select basic model.

Ⓑ Select color.
Refer to the **Product Color Options** page in this price list.

SPECIAL SERVICES

Special Carton Marking

With specially marked information	N/C

Shipping

Ships **knocked down, FOB Bonduel, WI 54107, freight prepaid.** Freight class 70.

Specifications and prices are subject to change without prior notice.

Electrical 10-Wire System 6-2-2

Jumpers & Data Mount Bracket Kit

Electrical 10-Wire System 6-2-2

Jumpers & Data Mount Bracket Kit

	MODEL	L	MODEL NUMBER Basic Model	Approx. Packaged Weight	Delivered Pricing
 HRDPT	**Table-to-Table Jumper** • Flexible metal conduit jumper • TJ, required for standard top to top • 24 spans 24" peninsula top • 30 spans 30" peninsula top • 48 spans (2) - 24" peninsula tops • 60 spans (2) - 30" peninsula tops • 60 spans 60" leg of extended corner top • 72 spans 72" leg of extended corner top • 60 & 72 include Velcro cord manager	18-1/2"	CZBJP.TJ	3.0#	$ 115
		42-1/2"	CZBJP.24	3.5#	159
		48-1/2"	CZBJP.30	4.0#	174
		66-1/2"	CZBJP.48	5.5#	194
		78-1/2"	CZBJP.60	6.5#	228
		84-1/2"	CZBJP.72	7.5#	245
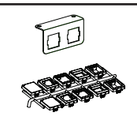 HRDPT	**Data Mount Bracket Kit** • Black powdercoat finish • Included bracket, data tree, and mounting screws		CZBDDMB	1.0#	$ 22
			Ⓐ		

HOW TO ORDER

Indicate the following information on order form:
1. Quantity of each item.
2. Model number, including options. See "How To Build a Model Number".
3. Any special service required.

Note: • The ☐ indicates that a choice is required.
- The absence of the ☐ indicates that no choice is required.
- Alpha-numeric characters in place of ☐ indicate that no other alternatives are available.

HOW TO BUILD A MODEL NUMBER

Ⓐ Select basic model.

SPECIAL SERVICES

Special Carton Marking

With specially marked information N/C

Shipping

Ships **knocked down, FOB Bonduel, WI 54107, freight prepaid.** Freight class 70.

Specifications and prices are subject to change without prior notice.

Electrical: for Unframed or Supporting Privacy Screens 6-2-2

For Attachment Below Center Work Rail Only

Electrical: for Unframed or Supporting Privacy Screens 6-2-2
For Attachment Below Center Work Rail Only

	MODEL	MODEL NUMBER Basic Model	Approx. Packaged Weight	Delivered Pricing
 HRDPT	**Single Rigid Wireway; Electrical Assembly - Dual-Sided Applications** • Specify length by worksurface length • For use on dual-sided applications with unframed or supporting privacy screens • 810 power provides continuous non-directional power in a 6-2-2 configuration • Assembly includes single rigid wireway • Dual-sided application provides access to two receptacles per side • Receptacles, infeeds and jumpers are specified separately • For attachment below center work rail only on non-powered worksurfaces	CZBRE2S36	6.0#	$ 153
		CZBRE2S42	7.0#	158
		CZBRE2S48	8.0#	161
		CZBRE2S54	9.0#	167
		CZBRE2S60	10.0#	185
		CZBRE2S72	11.0#	231
 HRDPT	**Double Rigid Wireway; Electrical Assembly - Dual-Sided Applications** • Specify length by worksurface length • For use on dual-sided applications only • 810 power provides continuous non-directional power in a 6-2-2 configuration • Assemble includes double rigid wireway with jumper • Dual-sided application provides access to four receptacles per side • Receptacles, infeeds and table-to-table jumpers are specified separately • For attachment below center work rail only on non-powered worksurfaces	CZBRE2D60	11.0#	$ 384
		CZBRE2D64	11.0#	387
		CZBRE2D66	11.0#	387
		CZBRE2D72	12.0#	391
		CZBRE2D78	13.0#	395
		CZBRE2D84	13.0#	401
		CZBRE2D90	15.0#	404
		CZBRE2D96	16.0#	411

Ⓐ

HOW TO ORDER

Indicate the following information on order form:
1. Quantity of each item.
2. Model number, including options. See “How To Build a Model Number”.
3. Any special service required.

Note: • The ☐ indicates that a choice is required.
- The absence of the ☐ indicates that no choice is required.
- Alpha-numeric characters in place of ☐ indicate that no other alternatives are available.

HOW TO BUILD A MODEL NUMBER

Ⓐ Select basic model.

SPECIAL SERVICES

Special Carton Marking

With specially marked information N/C

Shipping

Ships **knocked down, FOB Bonduel, WI 54107, freight prepaid.** Freight class 70.

Specifications and prices are subject to change without prior notice.

Electrical 10-Wire System 4-4-2

Rigid Wireways for Single-Sided Applications

Electrical 10-Wire System 4-4-2
Rigid Wireways for Single-Sided Applications

	MODEL	W	MODEL NUMBER Basic Model	MODEL NUMBER Paint Color	Approx. Packaged Weight	Delivered Pricing
 CZZ1	**Single Rigid Wireway - Single-Sided Applications-4 Circuit** • 810 power provides continuous non-directional power from table-to-table in a 4-4-2 configuration • Assembly includes single rigid wireway and access cover • Single-sided application provides access to two receptacles on user side of beam • Receptacles, infeeds and jumpers are specified separately • Rigid Wireway need only be specified to retrofit an existing non-powered worksurface	30	CZBZ1S30	☐☐	5.0#	$ 206
		36	CZBZ1S36	☐☐	6.0#	220
		42	CZBZ1S42	☐☐	7.0#	226
		48	CZBZ1S48	☐☐	8.0#	231
		54	CZBZ1S54	☐☐	9.0#	242
		60	CZBZ1S60	☐☐	10.0#	264
		72	CZBZ1S72	☐☐	11.0#	325
 CZZ1	**Double Rigid Wireway Electrical Assembly - Single-Sided Applications-4 Circuit** • 810 power provides continuous non-directional power from table-to-table in a 4-4-2 configuration • Assembly includes double rigid wireway with jumper, and access cover • Single-sided application provides access to four receptacles on user side of beam • Receptacles, infeeds and table-to-table jumpers are specified separately • Rigid Wireway need only be specified to retrofit an existing non-powered worksurface	60	CZBZ1D60	☐☐	11.0#	$ 475
		64	CZBZ1D64	☐☐	11.0#	505
		66	CZBZ1D66	☐☐	11.0#	514
		72	CZBZ1D72	☐☐	12.0#	523
		78	CZBZ1D78	☐☐	13.0#	532
		84	CZBZ1D84	☐☐	13.0#	538
		90	CZBZ1D90	☐☐	15.0#	548
		96	CZBZ1D96	☐☐	16.0#	554
			Ⓐ	Ⓑ		

HOW TO ORDER

Indicate the following information on order form:
1. Quantity of each item.
2. Model number, including options. See “How To Build a Model Number”.
3. Any special service required.

Note: • The ☐ indicates that a choice is required.
- The absence of the ☐ indicates that no choice is required.
- Alpha-numeric characters in place of ☐ indicate that no other alternatives are available.

HOW TO BUILD A MODEL NUMBER

Ⓐ Select basic model.

Ⓑ Select wire access cover powdercoat.
Refer to the **Product Color Options** page in this price list.

SPECIAL SERVICES

Special Carton Marking

With specially marked information	N/C

Shipping

Ships **knocked down, FOB Bonduel, WI 54107, freight prepaid.** Freight class 70.

Specifications and prices are subject to change without prior notice.

Electrical 10-Wire System 4-4-2
Rigid Wireways for Dual-Sided Applications

Electrical 10-Wire System 4-4-2
Rigid Wireways for Dual-Sided Applications

	MODEL	W	MODEL NUMBER Basic Model	MODEL NUMBER Paint Color	Approx. Packaged Weight	Delivered Pricing
 CZZ2	**Single Rigid Wireway Electrical Assembly - Dual-Sided Applications-4 Circuit** • 810 power provides continuous non-directional power from table-to-table in a 4-4-2 configuration • Assembly includes single rigid wireway • Dual-sided application provides access to two receptacles per side • Receptacles, infeeds and jumpers are specified separately • Rigid Wireway need only be specified to retrofit an existing non-powered worksurface	48	CZBZ2S48	☐☐	8.0#	$ 236
		54	CZBZ2S54	☐☐	9.0#	242
		60	CZBZ2S60	☐☐	10.0#	265
		72	CZBZ2S72	☐☐	11.0#	323
 CZZ2	**Double Rigid Wireway Electrical Assembly - Dual-Sided Applications-4 Circuit** • 810 power provides continuous non-directional power from table-to-table in a 4-4-2 configuration • Assembly includes double rigid wireway with jumper • Dual-sided application provides access to four receptacles per side • Receptacles, infeeds and table-to-table jumpers are specified separately • Rigid Wireway need only be specified to retrofit an existing non-powered worksurface	60	CZBZ2D60	☐☐	11.0#	$ 474
		64	CZBZ2D64	☐☐	11.0#	476
		66	CZBZ2D66	☐☐	12.0#	482
		72	CZBZ2D72	☐☐	12.0#	487
		78	CZBZ2D78	☐☐	14.0#	496
		84	CZBZ2D84	☐☐	14.0#	501
		90	CZBZ2D90	☐☐	16.0#	509
		96	CZBZ2D96	☐☐	16.0#	516
			Ⓐ	Ⓑ		

HOW TO ORDER

Indicate the following information on order form:
1. Quantity of each item.
2. Model number, including options. See “How To Build a Model Number”.
3. Any special service required.

Note: • The ☐ indicates that a choice is required.
- The absence of the ☐ indicates that no choice is required.
- Alpha-numeric characters in place of ☐ indicate that no other alternatives are available.

HOW TO BUILD A MODEL NUMBER

Ⓐ Select basic model.

Ⓑ Select power channel powdercoat. Refer to the **Product Color Options** page in this price list.

SPECIAL SERVICES

Special Carton Marking

With specially marked information	N/C

Shipping

Ships **knocked down, FOB Bonduel, WI 54107, freight prepaid.** Freight class 70.

Specifications and prices are subject to change without prior notice.

Electrical 10-Wire System 4-4-2

Receptacles

Electrical 10-Wire System 4-4-2

Receptacles

	MODEL	Features	MODEL NUMBER: Basic Model	Approx. Packaged Weight	Delivered Pricing
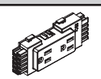 HRDPT	**15-Amp Duplex Receptacle-4 Circuit** • Snaps to rigid wireway • Receptacle color is black for circuits 1, 2 and 3 • Receptacle color is orange with white lettering for circuits 4I, 5I and 6I	Circuit 1	46.2881.1.BL	1.0#	$ 30
		Circuit 2	46.2881.2.BL	1.0#	30
		Circuit 3	46.2881.3.BL	1.0#	30
		Circuit 4	46.2881.4I	1.0#	30
			Ⓐ		

HOW TO ORDER

Indicate the following information on order form:
1. Quantity of each item.
2. Model number, including options. See “How To Build a Model Number”.
3. Any special service required.

Note: • The ☐ indicates that a choice is required.
- The absence of the ☐ indicates that no choice is required.
- Alpha-numeric characters in place of ☐ indicate that no other alternatives are available.

HOW TO BUILD A MODEL NUMBER

Ⓐ Select basic model.

SPECIAL SERVICES

Special Carton Marking

With specially marked information N/C

Shipping

Ships **knocked down, FOB Manitowoc, WI 54220, freight prepaid.** Freight class 70.

Specifications and prices are subject to change without prior notice.

Electrical 10-Wire System 4-4-2

Base Infeed and Base Wire Enclosure

Electrical 10-Wire System 4-4-2
Base Infeed and Base Wire Enclosure

	MODEL	L	MODEL NUMBER Basic Model	MODEL NUMBER Color	Approx. Packaged Weight	Delivered Pricing
 HRDPT	**10-Wire Base Infeed - Standard Height-4-4-2** • Provides power from fixed floor or wall sources to table power distribution system • Must be hard-wired to the building power source by a licensed electrician • 96" length liquid tight conduit • Includes (2) mounting clips	96"	CZBFF.442	□□	5.0#	$ 244
			Ⓐ	Ⓑ		

HOW TO ORDER

Indicate the following information on order form:
1. Quantity of each item.
2. Model number, including options. See "How To Build a Model Number".
3. Any special service required.

Note: • The □ indicates that a choice is required.
- The absence of the □ indicates that no choice is required.
- Alpha-numeric characters in place of □ indicate that no other alternatives are available.

HOW TO BUILD A MODEL NUMBER

Ⓐ Select basic model.

Ⓑ Select color.
Refer to the **Product Color Options** page in this price list.

SPECIAL SERVICES

Special Carton Marking

With specially marked information	N/C

Shipping

Ships **knocked down, FOB Bonduel, WI 54107, freight prepaid.** Freight class 70.

Specifications and prices are subject to change without prior notice.

Electrical 10-Wire System 4-4-2

Top Infeeds - 29" Finished Steel Leg Assembly

Electrical 10-Wire System 4-4-2

Top Infeeds - 29" Finished Steel Leg Assembly

	MODEL	MODEL NUMBER Basic Model	Color	Approx. Packaged Weight	Delivered Pricing
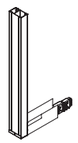 HRDPT	**10-Wire Top Infeed for Single-Sided Applications-4 Circuit** • Provides power from ceiling source to Single-sided table power distribution system • Must be hard-wired to building power source by a licensed electrician • 144" length flexible oval conduit • Includes 10 foot long aluminum pole with single mounting bracket • Provides separate channels for electrical and data entry	CZBTF1L.442	□□	15.0#	$ 624
		CZBTF1R.442	□□	15.0#	624
 HRDPT	**10-Wire Top Infeed for Dual-Sided Applications-4 Circuit** • Provides power from ceiling source to Dual-sided table power distribution system • Must be hard-wired to building power source by a licensed electrician • 144" length flexible oval conduit • Includes 10 foot long aluminum pole with dual mounting bracket • Provides separate channels for electrical and data entry	CZBTF2.442	□□	15.0#	$ 624
		Ⓐ	Ⓑ		

HOW TO ORDER

Indicate the following information on order form:
1. Quantity of each item.
2. Model number, including options. See "How To Build a Model Number".
3. Any special service required.

Note: • The □ indicates that a choice is required.
- The absence of the □ indicates that no choice is required.
- Alpha-numeric characters in place of □ indicate that no other alternatives are available.

HOW TO BUILD A MODEL NUMBER

Ⓐ Select basic model.

Ⓑ Select color.
Refer to the **Product Color Options** page in this price list.

SPECIAL SERVICES

Special Carton Marking

With specially marked information	N/C

Shipping

Ships **knocked down, FOB Bonduel, WI 54107, freight prepaid.** Freight class 70.

Specifications and prices are subject to change without prior notice.

Electrical 10-Wire System 4-4-2
Jumpers & Data Mount Bracket Kit

Electrical 10-Wire System 4-4-2
Jumpers & Data Mount Bracket Kit

	MODEL	MODEL NUMBER Basic Model	Approx. Packaged Weight	Delivered Pricing
 HRDPT	**Table-to-Table Jumper** • Flexible metal conduit jumper • TJ, required for standard top to top • 24 spans 24” peninsula top • 30 spans 30” peninsula top • 48 spans (2) - 24” peninsula tops • 60 spans (2) - 30” peninsula tops • 60 spans 60” leg of extended corner top • 72 spans 72” leg of extended corner top • 60 & 72 include Velcro cord manager	CZBJP.TJ.442	3.0#	$ 115
		CZBJP.24.442	3.5#	159
		CZBJP.30.442	4.0#	174
		CZBJP.48.442	5.5#	194
		CZBJP.60.442	6.5#	203
		CZBJP.72.442	7.5#	245
		Ⓐ		

HOW TO ORDER

Indicate the following information on order form:
1. Quantity of each item.
2. Model number, including options. See “How To Build a Model Number”.
3. Any special service required.

Note: • The ☐ indicates that a choice is required.
- The absence of the ☐ indicates that no choice is required.
- Alpha-numeric characters in place of ☐ indicate that no other alternatives are available.

HOW TO BUILD A MODEL NUMBER

Ⓐ Select basic model.

SPECIAL SERVICES

Special Carton Marking

With specially marked information N/C

Shipping

Ships **knocked down, FOB Bonduel, WI 54107, freight prepaid.** Freight class 70.

Specifications and prices are subject to change without prior notice.

Electrical - Hardwired Applications

Rigid Wireways for Single-Sided Hardwired Applications

Electrical - Hardwired Applications
Rigid Wireways for Single-Sided Hardwired Applications

	MODEL	W	MODEL NUMBER Basic Model	MODEL NUMBER Paint Color	Approx. Packaged Weight	Delivered Pricing
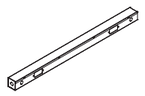 CZE1	**Single Hardwire Assembly with Two Cutouts - Single-Sided Applications** • Assembly includes access cover • Single-sided application provides access to two receptacles on user side of beam • Galvanized enclosure to house receptacles and wiring provided by electrician • Flexible conduit and connectors bridging table to table must also be provided by electrician • Appropriate for Chicago or New York City installations; See planning guide for details	30”	CZBE1S30HW	☐☐	2.8#	$ 297
		36”	CZBE1S36HW	☐☐	3.5#	307
		42”	CZBE1S42HW	☐☐	4.1#	325
		48”	CZBE1S48HW	☐☐	4.7#	340
		54”	CZBE1S54HW	☐☐	5.4#	350
		60”	CZBE1S60HW	☐☐	6.0#	366
		66”	CZBE1S66HW	☐☐	6.4#	386
		72”	CZBE1S72HW	☐☐	7.0#	465
		78”	CZBE1S78HW	☐☐	7.6#	536
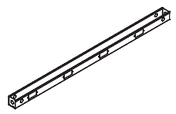 CZE1	**Double Hardwire Assembly with Four Cutouts - Single-Sided Applications** • Assembly includes access cover • Single-sided application provides access to four receptacles on user side of beam • Galvanized enclosure to house receptacles and wiring provided by electrician • Flexible conduit and connectors bridging table to table must also be provided by electrician • Appropriate for Chicago or New York City installations; See planning guide for details	60”	CZBE1D60HW	☐☐	6.1#	$ 376
		72”	CZBE1D72HW	☐☐	7.1#	397
		84”	CZBE1D84HW	☐☐	8.1#	630
		90”	CZBE1D90HW	☐☐	8.7#	649
		96”	CZBE1D96HW	☐☐	9.3#	666
			Ⓐ	Ⓑ		

HOW TO ORDER

Indicate the following information on order form:
1. Quantity of each item.
2. Model number, including options. See “How To Build a Model Number”.
3. Any special service required.

Note: • The ☐ indicates that a choice is required.
- The absence of the ☐ indicates that no choice is required.
- Alpha-numeric characters in place of ☐ indicate that no other alternatives are available.

HOW TO BUILD A MODEL NUMBER

Ⓐ Select basic model.

Ⓑ Select wire access cover powdercoat. Refer to the **Product Color Options** page in this price list.

SPECIAL SERVICES

Special Carton Marking

With specially marked information N/C

Shipping

Ships **knocked down, FOB Bonduel, WI 54107, freight prepaid.** Freight class 70.

Specifications and prices are subject to change without prior notice.

Electrical - Hardwired Applications

Rigid Wireways for Dual-Sided Hardwired Applications

Electrical - Hardwired Applications
Rigid Wireways for Dual-Sided Hardwired Applications

	MODEL	W	MODEL NUMBER Basic Model	Approx. Packaged Weight	Delivered Pricing
 HRDPT	**Single Hardwire Assembly with Two Cutouts Per Side - Dual-Sided Hardwired Applications** • Assembly includes access cover • Dual-sided application provides access to two receptacles per side • Galvanized enclosure to house receptacles and wiring provided by electrician • Flexible conduit and connectors bridging table to table must also be provided by electrician • Appropriate for Chicago or New York City installations	36”	CZBE2S36HW	3.1#	$ 260
		42”	CZBE2S42HW	3.5#	261
		48”	CZBE2S48HW	3.8#	272
		54”	CZBE2S54HW	4.2#	278
		60”	CZBE2S60HW	4.6#	283
		66”	CZBE2S66HW	5.0#	297
		72”	CZBE2S72HW	5.4#	303
		78”	CZBE2S78HW	5.8#	319
 HRDPT	**Dual Hardwire Assembly with Four Cutouts Per Side - Dual-Sided Hardwired Applications** • Assembly includes access cover • Dual-sided application provides access to four receptacles per side • Galvanized enclosure to house receptacles and wiring provided by electrician • Flexible conduit and connectors bridging table to table must also be provided by electrician • Appropriate for Chicago or New York City installations	60”	CZBE2D60HW	4.8#	$ 286
		72”	CZBE2D72HW	5.6#	306
		84”	CZBE2D84HW	6.3#	331
		90”	CZBE2D90HW	6.7#	344
		96”	CZBE2D96HW	7.1#	355

Ⓐ

HOW TO ORDER

Indicate the following information on order form:
1. Quantity of each item.
2. Model number, including options. See “How To Build a Model Number”.
3. Any special service required.

Note: • The ☐ indicates that a choice is required.
- The absence of the ☐ indicates that no choice is required.
- Alpha-numeric characters in place of ☐ indicate that no other alternatives are available.

HOW TO BUILD A MODEL NUMBER

Ⓐ Select basic model.

SPECIAL SERVICES

Special Carton Marking

With specially marked information N/C

Shipping

Ships **knocked down, FOB Bonduel, WI 54107, freight prepaid.** Freight class 70.

Specifications and prices are subject to change without prior notice.

Electrical
Top Data & Power Pole - 29” Finished Wood Leg Assembly

Electrical
Top Data & Power Pole - 29” Finished Wood Leg Assembly

	MODEL	L	MODEL NUMBER Basic Model	MODEL NUMBER Color	Approx. Packaged Weight	Delivered Pricing
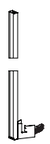 HRDPT	**Top Infeed 10-wire Pole for Wood Leg Dual-Sided Applications** • For use only in dual-sided wood leg base applications • Provides power from ceiling source to dual-sided table power distribution system • Must be hard-wired to building power source by a licensed electrician • 144” length flexible oval conduit • Includes 10 foot long aluminum pole with dual mounting bracket • Provides separate channels for electrical and data entry	120”	CZBTWLF2	□□	15.0#	$ 581
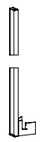 HRDPT	**Top Data Pole for Wood Leg Dual-Sided Applications** • Attaches to outer side of support frame between legs on either side of worksurface • Provides distribution channel for data cables from ceiling to table • Includes 10 foot aluminum pole and dual mounting bracket	120”	CZBTDWLF2	□□	9.0#	$ 359
			Ⓐ	Ⓑ		

HOW TO ORDER

Indicate the following information on order form:
1. Quantity of each item.
2. Model number, including options. See “How To Build a Model Number”.
3. Any special service required.

Note: • The □ indicates that a choice is required.
- The absence of the □ indicates that no choice is required.
- Alpha-numeric characters in place of □ indicate that no other alternatives are available.

HOW TO BUILD A MODEL NUMBER

Ⓐ Select basic model.

Ⓑ Select color.
Refer to the **Product Color Options** page in this price list.

SPECIAL SERVICES

Special Carton Marking

With specially marked information	N/C

Shipping

Ships **knocked down, FOB Bonduel, WI 54107, freight prepaid.** Freight class 70.

Specifications and prices are subject to change without prior notice.

Accessories
Data Cable and Cord Management

	MODEL	W x D x H	MODEL NUMBER Basic Model	MODEL NUMBER Paint Color	Approx. Packaged Weight	Delivered Pricing
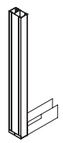 HRDPT	**Top Data Pole - 29" Height for Single-Sided, Left** • Attaches to outer side of leg at seated user's left • Provides distribution channel for data cables from ceiling to table • Includes 10 foot aluminum pole • Single mounting bracket included	120"	CZBTDF1L	☐☐	9.0#	$ 319
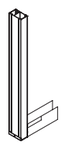 HRDPT	**Top Data Pole - 29" Height for Single-Sided, Right** • Attaches to outer side of leg at seated user's right • Provides distribution channel for data cables from ceiling to table • Includes 10 foot aluminum pole • Single mounting bracket included	120"	CZBTDF1R	☐☐	9.0#	$ 319
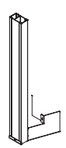 HRDPT	**Top Data Pole for - 29" Height for Dual-Sided Applications** • Attaches to outer side of leg on either side of worksurface • Provides distribution channel for data cables from ceiling to table • Includes 10 foot aluminum pole • Dual mounting bracket included	120"	CZBTDF2	☐☐	9.0#	$ 337
			Ⓐ	Ⓑ		

HOW TO ORDER

Indicate the following information on order form:
1. Quantity of each item.
2. Model number, including options. See "How To Build a Model Number".
3. Any special service required.

Note: • The ☐ indicates that a choice is required.
- The absence of the ☐ indicates that no choice is required.
- Alpha-numeric characters in place of ☐ indicate that no other alternatives are available.

HOW TO BUILD A MODEL NUMBER

Ⓐ Select basic model.

Ⓑ Select powdercoat.
Refer to the **Product Color Options** page in this price list.

SPECIAL SERVICES

Special Carton Marking

With specially marked information N/C

Shipping

Ships **knocked down, FOB Bonduel, WI 54107, freight prepaid.** Freight class 70.

Specifications and prices are subject to change without prior notice.

	MODEL	MODEL NUMBER Basic Model	Approx. Packaged Weight	Delivered Pricing
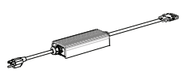 HRDPT	**Activ8® Power Infeed** • 108" cord plugs into standard 15 amp outlet • Control module is located 6" from table connection • Diagnostic LED indicator shows power status (see details below) • Controller automatically limits number of connections to 8 • 40 Ft maximum string, not including infeed cord • Will not work with GFI/GCFI outlets or backup systems such as uninterrupted power supplies	AC8IF.108	2.0#	$ 281
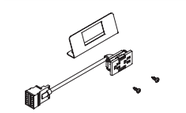 HRDPT	**RPT Module for Activ8® with RPT Bracket** • Two AC outlets per module • Power module provides 15 amp power • Up to 8 modules may be used per infeed per UL Standard 962 • Modules may be connected (reconnected in any order without sequential keying) • Jumpers ordered separately • No data cord management is provided • Attached cord is approximately 9"	AC8RPTCZB.12	1.0#	$ 97
		Ⓐ		

HOW TO ORDER

Indicate the following information on order form:
1. Quantity of each item.
2. Model number, including options. See "How To Build a Model Number".
3. Any special service required.

Note: • The ☐ indicates that a choice is required.
- The absence of the ☐ indicates that no choice is required.
- Alpha-numeric characters in place of ☐ indicate that no other alternatives are available.

HOW TO BUILD A MODEL NUMBER

Ⓐ Select basic model.

SPECIAL SERVICES

Special Carton Marking

With specially marked information N/C

Shipping

Ships **knocked down, FOB Bonduel, WI 54107, freight prepaid.** Freight class 85.

Specifications and prices are subject to change without prior notice.

	MODEL	MODEL NUMBER Basic Model	MODEL NUMBER PowerUp Module Color	Approx. Packaged Weight	Delivered Pricing
 HRDPT	**Power-Up Module for Activ8®** • Two simplex receptacles provide two outlets and two data jack openings • Power module provides 15 amp power • Up to 8 modules may be used per infeed per UL Standard 962 • Modules may be connected (reconnected in any order without sequential keying) • Attached cord is approximately 5” • Data tree is provided to allow data jacks to be inserted in the module • Jumpers ordered separately	AC8PUM	□□	1.0#	$ 261
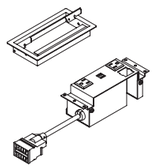 HRDPT	**Villa Power Module with Metal Cover for Activ8®** • Duplex receptacles provide 2 outlets, 2 USB-A charging ports, 1 open data port with data tree • Power module provides 15 amp power • Up to 8 modules may be used per infeed per UL Standard 962 • Modules may be connected (reconnected in any order without sequential keying) • Attached cord is approximately 12” • Data tree is provided to allow data jacks to be inserted in the module • Jumpers ordered separately • Villa Power Module cannot be installed in LH or RH cutouts of Connection Zone powered single-sided tables	AC8VMC	□□	3.0#	$ 553
		Ⓐ	Ⓑ		

HOW TO ORDER

Indicate the following information on order form:
1. Quantity of each item.
2. Model number, including options. See “How To Build a Model Number”.
3. Any special service required.

Note: • The □ indicates that a choice is required.
- The absence of the □ indicates that no choice is required.
- Alpha-numeric characters in place of □ indicate that no other alternatives are available.

HOW TO BUILD A MODEL NUMBER

Ⓐ Select basic model.

Ⓑ Select module color.
Refer to the **Product Color Options** page in this price list.

INFORMATION

Grommet location must be specified in worksurface model number for Activ8®

SPECIAL SERVICES

Special Carton Marking

With specially marked information N/C

Shipping

Ships **knocked down, FOB Bonduel, WI 54107, freight prepaid.** Freight class 85.

Specifications and prices are subject to change without prior notice.

Activ8® System

	MODEL	L	MODEL NUMBER: Basic Model	MODEL NUMBER: PowerUp Module Color	Approx. Packaged Weight	Delivered Pricing
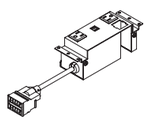 HRDPT	**Villa Power Module for Activ8® (Without Cover)** • Duplex receptacles provide 2 outlets, 2 USB-A charging ports, 1 open data port with data tree • Power module provides 15 amp power • Up to 8 modules may be used per infeed per UL Standard 962 • Modules may be connected (reconnected in any order without sequential keying) • Attached cord is approximately 12” • Data tree is provided to allow data jacks to be inserted in the module • For use on tables with existing KI grommets • Jumpers ordered separately • Villa Power Module cannot be installed in LH or RH cutouts of Connection Zone powered single-sided tables		AC8VMN	□□	2.0#	$ 468
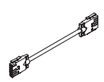 HRDPT	**Activ8® Jumper** • For Connection Zone and Trellis, refer to their Planning Guides for size recommendations	29”	AC8JP.29		1.0#	$ 88
		53”	AC8JP.53		1.0#	104
		77”	AC8JP.77		1.0#	120
		101”	AC8JP.101		1.0#	125
			Ⓐ	Ⓑ		

HOW TO ORDER

Indicate the following information on order form:
1. Quantity of each item.
2. Model number, including options. See “How To Build a Model Number”.
3. Any special service required.

Note: • The □ indicates that a choice is required.
- The absence of the □ indicates that no choice is required.
- Alpha-numeric characters in place of □ indicate that no other alternatives are available.

HOW TO BUILD A MODEL NUMBER

Ⓐ Select basic model.

Ⓑ Select module color.
Refer to the **Product Color Options** page in this price list.

SPECIAL SERVICES

Special Carton Marking

With specially marked information	N/C

Shipping

Ships **knocked down, FOB Bonduel, WI 54107, freight prepaid.** Freight class 85.

Specifications and prices are subject to change without prior notice.

Privacy Screen - Above Worksurface

13" High with Framed Fabric Insert

Privacy Screen - Above Worksurface

13" High with Framed Fabric Insert

	MODEL	D x W x H	MODEL NUMBER Basic Model	Screen Location	Paint Color	End Cap Color	Upholstery Color	Approx. Packaged Weight	Delivered Pricing Fabric Grade 1 & C.O.M.	Delivered Pricing Fabric Grade 2	Delivered Pricing Pallas Vertical Fabric Grade PV2
 CZPF	**Single Fabric Privacy Screen - 13" High, Uninterrupted Screen Length** • Aluminum powdercoated screen runs along width of worksurface • Standard top rail features one slot for hang-on accessories • Integral linking strip included • Linking posts allow for perpendicular attachment of dividers, specified separately • Bottom of privacy screen is flush with bottom of worksurface	1-3/16 x 24 x 13"	CZBPSF2413/1	□□□	□□	□□□	□□□□□	11.0#	$ 443	$ 454	$ 472
		1-3/16 x 30 x 13"	CZBPSF3013/1	□□□	□□	□□□	□□□□□	13.0#	482	487	508
		1-3/16 x 36 x 13"	CZBPSF3613/1	□□□	□□	□□□	□□□□□	14.0#	509	519	539
		1-3/16 x 42 x 13"	CZBPSF4213/1	□□□	□□	□□□	□□□□□	15.0#	526	536	557
		1-3/16 x 48 x 13"	CZBPSF4813/1	□□□	□□	□□□	□□□□□	16.0#	542	555	577
		1-3/16 x 54 x 13"	CZBPSF5413/1	□□□	□□	□□□	□□□□□	17.0#	617	628	654
		1-3/16 x 60 x 13"	CZBPSF6013/1	□□□	□□	□□□	□□□□□	18.0#	646	660	687
		1-3/16 x 66 x 13"	CZBPSF6613/1	□□□	□□	□□□	□□□□□	20.0#	657	669	696
		1-3/16 x 72 x 13"	CZBPSF7213/1	□□□	□□	□□□	□□□□□	21.0#	675	694	722
		1-3/16 x 78 x 13"	CZBPSF7813/1	□□□	□□	□□□	□□□□□	22.0#	707	725	754
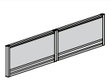 CZPF	**Double Fabric Privacy Screen - 13" High, Center Intersection** • Screen includes two equal panels • Center intersection allows for divider screen attachment	1-3/16 x 60 x 13"	CZBPSF6013/2	□□□	□□	□□□	□□□□□	21.0#	$ 937	$ 951	$ 1016
		1-3/16 x 64 x 13"	CZBPSF6413/2	□□□	□□	□□□	□□□□□	22.0#	958	980	1019
		1-3/16 x 72 x 13"	CZBPSF7213/2	□□□	□□	□□□	□□□□□	23.0#	992	1012	1052
		1-3/16 x 84 x 13"	CZBPSF8413/2	□□□	□□	□□□	□□□□□	26.0#	1026	1048	1090
		1-3/16 x 90 x 13"	CZBPSF9013/2	□□□	□□	□□□	□□□□□	27.0#	1061	1086	1128
		1-3/16 x 96 x 13"	CZBPSF9613/2	□□□	□□	□□□	□□□□□	28.0#	1062	1087	1501
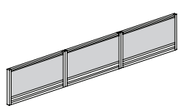 CZPF	**Triple Fabric Privacy Screen - 13" High, Two Intersections** • Screen includes three equal panels • Intersections allow for divider screen attachment	1-3/16 x 90 x 13"	CZBPSF9013/3	□□□	□□	□□□	□□□□□	30.0#	$ 1395	$ 1415	$ 1473
		1-3/16 x 96 x 13"	CZBPSF9613/3	□□□	□□	□□□	□□□□□	31.0#	1412	1443	1501
			Ⓐ	Ⓑ	Ⓒ	Ⓓ	Ⓔ				

HOW TO ORDER

Indicate the following information on order form:
1. Quantity of each item.
2. Model number, including options. See "How To Build a Model Number".
3. Any special service required.

Note: • The □ indicates that a choice is required.
- The absence of the □ indicates that no choice is required.
- Alpha-numeric characters in place of □ indicate that no other alternatives are available.

HOW TO BUILD A MODEL NUMBER

Ⓐ Select basic model.

Ⓑ Select screen location.

DAD	- Dual adder
DST	- Dual starter
SAD	- Single adder
SST	- Single starter

Ⓒ Select powdercoat.
Refer to the **Product Color Options** page in this price list.

Ⓓ Select end cap color.
Refer to the **Product Color Options** page in this price list.

Ⓔ Select upholstery color.
Refer to **ki.com/fabrics**

SPECIAL SERVICES

Special Carton Marking

With specially marked information	N/C

Shipping

Ships **knocked down, FOB Bonduel, WI 54107, freight prepaid.** Freight class 70.

Specifications and prices are subject to change without prior notice.

Privacy Screen - Above Worksurface

19" High with Framed Fabric Insert

Privacy Screen - Above Worksurface

19" High with Framed Fabric Insert

	MODEL	D x W x H	MODEL NUMBER: Basic Model	Screen Location	Paint Color	End Cap Color	Upholstery Color	Approx. Packaged Weight	Delivered Pricing Fabric Grade 1 & C.O.M.	Delivered Pricing Fabric Grade 2	Delivered Pricing Pallas Vertical Fabric Grade PV2
 CZPF	**Single Fabric Privacy Screen - 19" High, Uninterrupted Screen Length** • Aluminum powdercoated screen runs along width of worksurface • Standard top rail features one slot for hang-on accessories • Integral linking strip included • Linking posts allow for perpendicular attachment of dividers, specified separately • Bottom of privacy screen is flush with bottom of worksurface	1-3/16 x 24 x 19"	CZBPSF2419/1	☐☐☐	☐☐	☐☐☐	☐☐☐☐☐	13.0#	$ 516	$ 526	$ 553
		1-3/16 x 30 x 19"	CZBPSF3019/1	☐☐☐	☐☐	☐☐☐	☐☐☐☐☐	14.0#	574	584	614
		1-3/16 x 36 x 19"	CZBPSF3619/1	☐☐☐	☐☐	☐☐☐	☐☐☐☐☐	16.0#	588	601	630
		1-3/16 x 42 x 19"	CZBPSF4219/1	☐☐☐	☐☐	☐☐☐	☐☐☐☐☐	17.0#	618	632	663
		1-3/16 x 48 x 19"	CZBPSF4819/1	☐☐☐	☐☐	☐☐☐	☐☐☐☐☐	19.0#	634	653	685
		1-3/16 x 54 x 19"	CZBPSF5419/1	☐☐☐	☐☐	☐☐☐	☐☐☐☐☐	20.0#	798	819	860
		1-3/16 x 60 x 19"	CZBPSF6019/1	☐☐☐	☐☐	☐☐☐	☐☐☐☐☐	22.0#	830	852	896
		1-3/16 x 66 x 19"	CZBPSF6619/1	☐☐☐	☐☐	☐☐☐	☐☐☐☐☐	23.0#	838	861	905
		1-3/16 x 72 x 19"	CZBPSF7219/1	☐☐☐	☐☐	☐☐☐	☐☐☐☐☐	25.0#	860	886	930
		1-3/16 x 78 x 19"	CZBPSF7819/1	☐☐☐	☐☐	☐☐☐	☐☐☐☐☐	26.0#	920	950	997
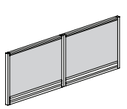 CZPF	**Double Fabric Privacy Screen - 19" High, Center Intersection** • Screen includes two equal panels • Center intersection allows for divider screen attachment	1-3/16 x 60 x 19"	CZBPSF6019/2	☐☐☐	☐☐	☐☐☐	☐☐☐☐☐	25.0#	$ 1120	$ 1144	$ 1201
		1-3/16 x 64 x 19"	CZBPSF6419/2	☐☐☐	☐☐	☐☐☐	☐☐☐☐☐	27.0#	1133	1161	1220
		1-3/16 x 72 x 19"	CZBPSF7219/2	☐☐☐	☐☐	☐☐☐	☐☐☐☐☐	28.0#	1151	1175	1235
		1-3/16 x 84 x 19"	CZBPSF8419/2	☐☐☐	☐☐	☐☐☐	☐☐☐☐☐	31.0#	1211	1240	1303
		1-3/16 x 90 x 19"	CZBPSF9019/2	☐☐☐	☐☐	☐☐☐	☐☐☐☐☐	32.0#	1244	1277	1341
		1-3/16 x 96 x 19"	CZBPSF9619/2	☐☐☐	☐☐	☐☐☐	☐☐☐☐☐	34.0#	1254	1279	1344
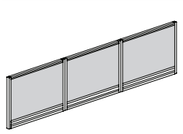 CZPF	**Triple Fabric Privacy Screen - 19" High, Two Intersections** • Screen includes three equal panels • Intersections allow for divider screen attachment	1-3/16 x 90 x 19"	CZBPSF9019/3	☐☐☐	☐☐	☐☐☐	☐☐☐☐☐	35.0#	$ 1665	$ 1704	$ 1788
		1-3/16 x 96 x 19"	CZBPSF9619/3	☐☐☐	☐☐	☐☐☐	☐☐☐☐☐	37.0#	1730	1755	1843
			Ⓐ	Ⓑ	Ⓒ	Ⓓ	Ⓔ				

HOW TO ORDER

Indicate the following information on order form:
1. Quantity of each item.
2. Model number, including options. See "How To Build a Model Number".
3. Any special service required.

Note: • The ☐ indicates that a choice is required.
- The absence of the ☐ indicates that no choice is required.
- Alpha-numeric characters in place of ☐ indicate that no other alternatives are available.

HOW TO BUILD A MODEL NUMBER

Ⓐ Select basic model.

Ⓑ Select screen location.

DAD	- Dual adder
DST	- Dual starter
SAD	- Single adder
SST	- Single starter

Ⓒ Select powdercoat.
Refer to the **Product Color Options** page in this price list.

Ⓓ Select end cap color.
Refer to the **Product Color Options** page in this price list.

Ⓔ Select upholstery color.
Refer to **ki.com/fabrics**

SPECIAL SERVICES

Special Carton Marking

With specially marked information	N/C

Shipping

Ships **knocked down, FOB Bonduel, WI 54107, freight prepaid.** Freight class 70.

Specifications and prices are subject to change without prior notice.

Privacy Screen - Above Worksurface

31" High with Framed Fabric Insert

Privacy Screen - Above Worksurface

31" High with Framed Fabric Insert

	MODEL	D x W x H	MODEL NUMBER: Basic Model	Screen Location	Paint Color	End Cap Color	Upholstery Color	Approx. Packaged Weight	Delivered Pricing Fabric Grade 1 & C.O.M.	Delivered Pricing Fabric Grade 2	Delivered Pricing Pallas Vertical Fabric Grade PV2
 CZPF	**Single Fabric Privacy Screen - 31" High, Uninterrupted Screen Length** • Aluminum powdercoated screen runs along width of worksurface • Standard top rail features one slot for hang-on accessories • Integral linking strip included • Linking posts allow for perpendicular attachment of dividers, specified separately • Bottom of privacy screen is flush with bottom of worksurface	1-3/16 x 30 x 31"	CZBPSF3031/1	□□□	□□	□□□	□□□□□	18.0#	$ 716	$ 739	$ 784
		1-3/16 x 36 x 31"	CZBPSF3631/1	□□□	□□	□□□	□□□□□	20.0#	758	787	834
		1-3/16 x 42 x 31"	CZBPSF4231/1	□□□	□□	□□□	□□□□□	22.0#	790	820	870
		1-3/16 x 48 x 31"	CZBPSF4831/1	□□□	□□	□□□	□□□□□	25.0#	823	857	908
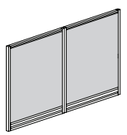 CZPF	**Double Fabric Privacy Screen - 31" High, Center Intersection** • Screen includes two equal panels • Center intersection allows for divider screen attachment	1-3/16 x 60 x 31"	CZBPSF6031/2	□□□	□□	□□□	□□□□□	32.0#	$ 1264	$ 1309	$ 1388
		1-3/16 x 64 x 31"	CZBPSF6431/2	□□□	□□	□□□	□□□□□	35.0#	1305	1350	1431
		1-3/16 x 72 x 31"	CZBPSF7231/2	□□□	□□	□□□	□□□□□	37.0#	1342	1394	1477
		1-3/16 x 84 x 31"	CZBPSF8431/2	□□□	□□	□□□	□□□□□	41.0#	1399	1454	1543
		1-3/16 x 90 x 31"	CZBPSF9031/2	□□□	□□	□□□	□□□□□	43.0#	1402	1457	1546
		1-3/16 x 96 x 31"	CZBPSF9631/2	□□□	□□	□□□	□□□□□	45.0#	1454	1520	1611
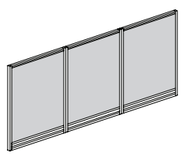 CZPF	**Triple Fabric Privacy Screen - 31" High, Two Intersections** • Screen includes three equal panels • Intersections allow for divider screen attachment	1-3/16 x 90 x 31"	CZBPSF9031/3	□□□	□□	□□□	□□□□□	47.0#	$ 1881	$ 1946	$ 2061
		1-3/16 x 96 x 31"	CZBPSF9631/3	□□□	□□	□□□	□□□□□	49.0#	1907	1972	2089
				Ⓑ	Ⓒ	Ⓓ	Ⓔ				

HOW TO ORDER

Indicate the following information on order form:
1. Quantity of each item.
2. Model number, including options. See "How To Build a Model Number".
3. Any special service required.

Note: • The □ indicates that a choice is required.
- The absence of the □ indicates that no choice is required.
- Alpha-numeric characters in place of □ indicate that no other alternatives are available.

HOW TO BUILD A MODEL NUMBER

Ⓐ Select basic model.

Ⓑ Select screen location.

DAD	- Dual adder
DST	- Dual starter
SAD	- Single adder
SST	- Single starter

Ⓒ Select powdercoat.
Refer to the **Product Color Options** page in this price list.

Ⓓ Select end cap color.
Refer to the **Product Color Options** page in this price list.

Ⓔ Select upholstery color.
Refer to **ki.com/fabrics**

SPECIAL SERVICES

Special Carton Marking

With specially marked information	N/C

Shipping

Ships **knocked down, FOB Bonduel, WI 54107, freight prepaid.** Freight class 70.

Specifications and prices are subject to change without prior notice.

Divider Screen - Above Worksurface

13, 19" or 31" High with Framed Fabric Insert

Divider Screen - Above Worksurface

13, 19" or 31" High with Framed Fabric Insert

	MODEL	D x W x H	MODEL NUMBER: Basic Model	Worksurface Edge Style	Screen Location	Paint Color	End Cap Color	Upholstery	Approx. Packaged Weight	Delivered Pricing Fabric Grade 1 & C.O.M.	Delivered Pricing Fabric Grade 2	Delivered Pricing Pallas Vertical Fabric Grade PV2
	**Single Fabric Divider Screen, Uninterrupted Screen Length** • Aluminum powdercoated screen runs perpendicular to privacy screen • Bottom of divider screen rests on top of worksurface • Must specify by location and fixed or sliding function • Standard top rail features one slot for hang-on accessories • Integral linking strip included	1-3/16 x 24 x 13"	CZBDSF2413/1	☐☐☐	☐☐☐	☐☐	☐☐☐	☐☐☐☐☐	9.0#	$ 424	$ 430	$ 447
		1-3/16 x 30 x 13"	CZBDSF3013/1	☐☐☐	☐☐☐	☐☐	☐☐☐	☐☐☐☐☐	10.0#	457	465	484
		1-3/16 x 24 x 19"	CZBDSF2419/1	☐☐☐	☐☐☐	☐☐	☐☐☐	☐☐☐☐☐	11.0#	490	501	525
		1-3/16 x 30 x 19"	CZBDSF3019/1	☐☐☐	☐☐☐	☐☐	☐☐☐	☐☐☐☐☐	12.0#	547	559	587
		1-3/16 x 24 x 31"	CZBDSF2431/1	☐☐☐	☐☐☐	☐☐	☐☐☐	☐☐☐☐☐	14.0#	690	713	756
CZDF		1-3/16 x 30 x 31"	CZBDSF3031/1	☐☐☐	☐☐☐	☐☐	☐☐☐	☐☐☐☐☐	16.0#	695	716	760
			Ⓐ	Ⓑ	Ⓒ	Ⓓ	Ⓔ	Ⓕ				

HOW TO ORDER

Indicate the following information on order form:
1. Quantity of each item.
2. Model number, including options. See "How To Build a Model Number".
3. Any special service required.

Note: • The ☐ indicates that a choice is required.
- The absence of the ☐ indicates that no choice is required.
- Alpha-numeric characters in place of ☐ indicate that no other alternatives are available.

HOW TO BUILD A MODEL NUMBER

Ⓐ Select basic model.

Ⓑ Select worksurface edge style.

74P	- 74P edge
KN	- Knife edge

Ⓒ Select screen location.

FLE	- Fixed left end
FMI	- Fixed middle
FRE	- Fixed right end
SLE	- Sliding left end
SMI	- Sliding middle
SRE	- Sliding right end
FFL	- Fixed freestanding left end
FFM	- Fixed freestanding middle
FFR	- Fixed freestanding right end

Screen locations FFL, FFR and FFM are NOT available on 31" high screens.

Ⓓ Select powdercoat.
Refer to the **Product Color Options** page in this price list.

Ⓔ Select end cap color.
Refer to the **Product Color Options** page in this price list.

Ⓕ Select upholstery.
Refer to **ki.com/fabrics**

SPECIAL SERVICES

Special Carton Marking

With specially marked information	N/C

Shipping

Ships **knocked down, FOB Bonduel, WI 54107, freight prepaid.** Freight class 70.

Specifications and prices are subject to change without prior notice.

Divider Screen - Above Worksurface

13 or 19" High with Framed Fabric Insert for Use on Perpendicular Worksurfaces

Divider Screen - Above Worksurface

13 or 19" High with Framed Fabric Insert for Use on Perpendicular Worksurfaces

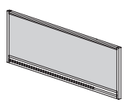

CZDF

MODEL	D x W x H	MODEL NUMBER						Approx. Packaged Weight	Delivered Pricing Fabric Grade 1 & C.O.M.	Delivered Pricing Fabric Grade 2	Delivered Pricing Pallas Vertical Fabric Grade PV2
		Basic Model	Worksurface Edge Style	Screen Location	Paint Color	End Cap Color	Upholstery Color				
Single Fabric Divider Screen - Used on Perpendicular Worksurfaces, Uninterrupted Screen Length • Aluminum powder coated screen runs perpendicular to privacy screen • Bottom of divider screen rests on top of worksurface • Attaches at end or intersection of privacy screen on one side and to worksurface edge on opposite side • For use on perpendicular worksurfaces only • Standard top rail features one slot for hang-on accessories • Integral linking strip included • For use on Extended Corner, Return and Peninsula Worksurfaces	1-3/16 x 60 x 13"	CZBDSF6013/1	□□□	□□□	□□	□□□	□□□□□	15.0#	$ 607	$ 620	$ 645
	1-3/16 x 66 x 13"	CZBDSF6613/1	□□□	□□□	□□	□□□	□□□□□	16.0#	624	637	663
	1-3/16 x 72 x 13"	CZBDSF7213/1	□□□	□□□	□□	□□□	□□□□□	17.0#	643	662	688
	1-3/16 x 78 x 13"	CZBDSF7813/1	□□□	□□□	□□	□□□	□□□□□	18.0#	670	688	716
	1-3/16 x 60 x 19"	CZBDSF6019/1	□□□	□□□	□□	□□□	□□□□□	19.0#	788	810	851
	1-3/16 x 66 x 19"	CZBDSF6619/1	□□□	□□□	□□	□□□	□□□□□	20.0#	806	829	870
	1-3/16 x 72 x 19"	CZBDSF7219/1	□□□	□□□	□□	□□□	□□□□□	21.0#	826	851	895
	1-3/16 x 78 x 19"	CZBDSF7819/1	□□□	□□□	□□	□□□	□□□□□	23.0#	884	911	957
		Ⓐ	Ⓑ	Ⓒ	Ⓓ	Ⓔ	Ⓕ				

HOW TO ORDER

Indicate the following information on order form:
1. Quantity of each item.
2. Model number, including options. See "How To Build a Model Number".
3. Any special service required.

Note: • The □ indicates that a choice is required.
- The absence of the □ indicates that no choice is required.
- Alpha-numeric characters in place of □ indicate that no other alternatives are available.

HOW TO BUILD A MODEL NUMBER

Ⓐ Select basic model.

Ⓑ Select worksurface edge style.

74P	- 74P edge

Ⓒ Select screen location.

FLE	- Fixed left end
FMI	- Fixed middle
FRE	- Fixed right end

Ⓓ Select powdercoat.
Refer to the **Product Color Options** page in this price list.

Ⓔ Select end cap color.
Refer to the **Product Color Options** page in this price list.

Ⓕ Select upholstery color.
Refer to **ki.com/fabrics**

SPECIAL SERVICES

Special Carton Marking

With specially marked information	N/C

Shipping

Ships **knocked down, FOB Bonduel, WI 54107, freight prepaid.** Freight class 70.

Specifications and prices are subject to change without prior notice.

Privacy Screen - Above Worksurface

13" High with Tool Rail and Framed Fabric Insert

Privacy Screen - Above Worksurface

13" High with Tool Rail and Framed Fabric Insert

	MODEL	D x W x H	MODEL NUMBER: Basic Model	Screen Location	Paint Color	End Cap Color	Upholstery Color	Approx. Packaged Weight	Delivered Pricing Fabric Grade 1 & C.O.M.	Delivered Pricing Fabric Grade 2	Delivered Pricing Pallas Vertical Fabric Grade PV2
 CZPF	**Single Fabric Privacy Screen with Tool Rail - 13" High, Uninterrupted Screen Length** • Aluminum powdercoated screen runs along width of worksurface • Tool rail features three slots for hang-on accessories • Integral linking strip included • Linking posts allow for perpendicular attachment of dividers, specified separately • Bottom of privacy screen is flush with bottom of worksurface	1-3/16 x 24 x 13"	CZBPSFT2413/1	☐☐☐	☐☐	☐☐☐	☐☐☐☐☐	12.0#	$ 435	$ 440	$ 457
		1-3/16 x 30 x 13"	CZBPSFT3013/1	☐☐☐	☐☐	☐☐☐	☐☐☐☐☐	13.0#	456	462	482
		1-3/16 x 36 x 13"	CZBPSFT3613/1	☐☐☐	☐☐	☐☐☐	☐☐☐☐☐	15.0#	502	509	529
		1-3/16 x 42 x 13"	CZBPSFT4213/1	☐☐☐	☐☐	☐☐☐	☐☐☐☐☐	16.0#	526	534	554
		1-3/16 x 48 x 13"	CZBPSFT4813/1	☐☐☐	☐☐	☐☐☐	☐☐☐☐☐	17.0#	543	554	576
		1-3/16 x 54 x 13"	CZBPSFT5413/1	☐☐☐	☐☐	☐☐☐	☐☐☐☐☐	19.0#	614	623	648
		1-3/16 x 60 x 13"	CZBPSFT6013/1	☐☐☐	☐☐	☐☐☐	☐☐☐☐☐	20.0#	628	636	662
		1-3/16 x 66 x 13"	CZBPSFT6613/1	☐☐☐	☐☐	☐☐☐	☐☐☐☐☐	22.0#	660	670	697
		1-3/16 x 72 x 13"	CZBPSFT7213/1	☐☐☐	☐☐	☐☐☐	☐☐☐☐☐	23.0#	664	676	703
		1-3/16 x 78 x 13"	CZBPSFT7813/1	☐☐☐	☐☐	☐☐☐	☐☐☐☐☐	24.0#	726	739	768
 CZPF	**Double Fabric Privacy Screen with Tool Rail - 13" High, Center Intersection** • Screen includes two equal panels • Center intersection allows for divider screen attachment	1-3/16 x 60 x 13"	CZBPSFT6013/2	☐☐☐	☐☐	☐☐☐	☐☐☐☐☐	23.0#	$ 887	$ 897	$ 932
		1-3/16 x 64 x 13"	CZBPSFT6413/2	☐☐☐	☐☐	☐☐☐	☐☐☐☐☐	24.0#	929	971	1011
		1-3/16 x 72 x 13"	CZBPSFT7213/2	☐☐☐	☐☐	☐☐☐	☐☐☐☐☐	25.0#	979	992	1032
		1-3/16 x 84 x 13"	CZBPSFT8413/2	☐☐☐	☐☐	☐☐☐	☐☐☐☐☐	28.0#	1027	1045	1087
		1-3/16 x 90 x 13"	CZBPSFT9013/2	☐☐☐	☐☐	☐☐☐	☐☐☐☐☐	30.0#	1062	1081	1124
		1-3/16 x 96 x 13"	CZBPSFT9613/2	☐☐☐	☐☐	☐☐☐	☐☐☐☐☐	31.0#	1063	1084	1127
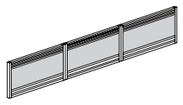 CZPF	**Triple Fabric Privacy Screen with Tool Rail - 13" High, Two Intersections** • Screen includes three equal panels • Intersections allow for divider screen attachment	1-3/16 x 90 x 13"	CZBPSFT9013/3	☐☐☐	☐☐	☐☐☐	☐☐☐☐☐	32.0#	$ 1318	$ 1331	$ 1385
		1-3/16 x 96 x 13"	CZBPSFT9613/3	☐☐☐	☐☐	☐☐☐	☐☐☐☐☐	33.0#	1402	1424	1481

Ⓐ Ⓑ Ⓒ Ⓓ Ⓔ

HOW TO ORDER

Indicate the following information on order form:
1. Quantity of each item.
2. Model number, including options. See "How To Build a Model Number".
3. Any special service required.

Note: • The ☐ indicates that a choice is required.
- The absence of the ☐ indicates that no choice is required.
- Alpha-numeric characters in place of ☐ indicate that no other alternatives are available.

HOW TO BUILD A MODEL NUMBER

Ⓐ Select basic model.

Ⓑ Select screen location.

DAD	- Dual adder
DST	- Dual starter
SAD	- Single adder
SST	- Single starter

Ⓒ Select powdercoat.
Refer to the **Product Color Options** page in this price list.

Ⓓ Select end cap color.
Refer to the **Product Color Options** page in this price list.

Ⓔ Select upholstery color.
Refer to **ki.com/fabrics**

SPECIAL SERVICES

Special Carton Marking

With specially marked information	N/C

Shipping

Ships **knocked down, FOB Bonduel, WI 54107, freight prepaid.** Freight class 70.

Specifications and prices are subject to change without prior notice.

Privacy Screen - Above Worksurface

19" High with Tool Rail and Framed Fabric Insert

Privacy Screen - Above Worksurface

19" High with Tool Rail and Framed Fabric Insert

	MODEL	D x W x H	MODEL NUMBER: Basic Model	Screen Location	Paint Color	End Cap Color	Upholstery Color	Approx. Packaged Weight	Delivered Pricing Fabric Grade 1 & C.O.M.	Delivered Pricing Fabric Grade 2	Delivered Pricing Pallas Vertical Fabric Grade PV2
 CZPF	**Single Fabric Privacy Screen with Tool Rail - 19" High, Uninterrupted Screen Length** • Aluminum powdercoated screen runs along width of worksurface • Tool rail features three slots for hang-on accessories • Integral linking strip included • Linking posts allow for perpendicular attachment of dividers, specified separately • Bottom of privacy screen is flush with bottom of worksurface	1-3/16 x 24 x 19"	CZBPSFT2419/1	□□□	□□	□□□	□□□□□	14.0#	$ 496	$ 502	$ 527
		1-3/16 x 30 x 19"	CZBPSFT3019/1	□□□	□□	□□□	□□□□□	15.0#	518	526	553
		1-3/16 x 36 x 19"	CZBPSFT3619/1	□□□	□□	□□□	□□□□□	17.0#	575	584	614
		1-3/16 x 42 x 19"	CZBPSFT4219/1	□□□	□□	□□□	□□□□□	19.0#	599	609	640
		1-3/16 x 48 x 19"	CZBPSFT4819/1	□□□	□□	□□□	□□□□□	20.0#	617	629	660
		1-3/16 x 54 x 19"	CZBPSFT5419/1	□□□	□□	□□□	□□□□□	22.0#	715	727	763
		1-3/16 x 60 x 19"	CZBPSFT6019/1	□□□	□□	□□□	□□□□□	24.0#	744	758	795
		1-3/16 x 66 x 19"	CZBPSFT6619/1	□□□	□□	□□□	□□□□□	25.0#	761	778	816
		1-3/16 x 72 x 19"	CZBPSFT7219/1	□□□	□□	□□□	□□□□□	27.0#	783	798	838
		1-3/16 x 78 x 19"	CZBPSFT7819/1	□□□	□□	□□□	□□□□□	29.0#	829	845	887
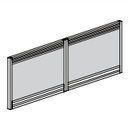 CZPF	**Double Fabric Privacy Screen with Tool Rail - 19" High, Center Intersection** • Screen includes two equal panels • Center intersection allows for divider screen attachment	1-3/16 x 60 x 19"	CZBPSFT6019/2	□□□	□□	□□□	□□□□□	27.0#	$ 1012	$ 1026	$ 1077
		1-3/16 x 64 x 19"	CZBPSFT6419/2	□□□	□□	□□□	□□□□□	29.0#	1072	1081	1137
		1-3/16 x 72 x 19"	CZBPSFT7219/2	□□□	□□	□□□	□□□□□	30.0#	1123	1143	1200
		1-3/16 x 84 x 19"	CZBPSFT8419/2	□□□	□□	□□□	□□□□□	33.0#	1173	1193	1252
		1-3/16 x 90 x 19"	CZBPSFT9019/2	□□□	□□	□□□	□□□□□	35.0#	1178	1198	1259
		1-3/16 x 96 x 19"	CZBPSFT9619/2	□□□	□□	□□□	□□□□□	37.0#	1210	1234	1295
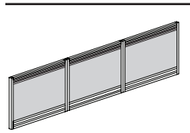 CZPF	**Triple Fabric Privacy Screen with Tool Rail - 19" High, Two Intersections** • Screen includes three equal panels • Intersections allow for divider screen attachment	1-3/16 x 90 x 19"	CZBPSFT9019/3	□□□	□□	□□□	□□□□□	38.0#	$ 1505	$ 1527	$ 1603
		1-3/16 x 96 x 19"	CZBPSFT9619/3	□□□	□□	□□□	□□□□□	39.0#	1592	1623	1703
				Ⓑ	Ⓒ	Ⓓ	Ⓔ				

HOW TO ORDER

Indicate the following information on order form:
1. Quantity of each item.
2. Model number, including options. See "How To Build a Model Number".
3. Any special service required.

Note: • The □ indicates that a choice is required.
- The absence of the □ indicates that no choice is required.
- Alpha-numeric characters in place of □ indicate that no other alternatives are available.

HOW TO BUILD A MODEL NUMBER

Ⓐ Select basic model.

Ⓑ Select screen location.

DAD	- Dual adder
DST	- Dual starter
SAD	- Single adder
SST	- Single starter

Ⓒ Select powdercoat.
Refer to the **Product Color Options** page in this price list.

Ⓓ Select end cap color.
Refer to the **Product Color Options** page in this price list.

Ⓔ Select upholstery color.
Refer to **ki.com/fabrics**

SPECIAL SERVICES

Special Carton Marking

With specially marked information	N/C

Shipping

Ships **knocked down, FOB Bonduel, WI 54107, freight prepaid.** Freight class 70.

Specifications and prices are subject to change without prior notice.

Divider Screen - Above Worksurface

13 or 19" High with Tool Rail and Framed Fabric Insert

Divider Screen - Above Worksurface
13 or 19" High with Tool Rail and Framed Fabric Insert



CZDF

MODEL	D x W x H	MODEL NUMBER: Basic Model	Worksurface Edge Style	Screen Location	Paint Color	End Cap Color	Upholstery	Approx. Packaged Weight	Delivered Pricing Fabric Grade 1 & C.O.M.	Delivered Pricing Fabric Grade 2	Delivered Pricing Pallas Vertical Fabric Grade PV2
Single Fabric Divider Screen with Tool Rail, Uninterrupted Screen Length • Aluminum powdercoated screen runs perpendicular to privacy screen • Bottom of divider screen rests on top of worksurface • Must specify by location and fixed or sliding function • Tool rail features three slots for hang-on accessories • Integral linking strip included	1-3/16 x 24 x 13"	CZBDSFT2413/1	□□□	□□□	□□	□□□	□□□□□	10.0#	$ 415	$ 420	$ 435
	1-3/16 x 30 x 13"	CZBDSFT3013/1	□□□	□□□	□□	□□□	□□□□□	11.0#	431	435	454
	1-3/16 x 24 x 19"	CZBDSFT2419/1	□□□	□□□	□□	□□□	□□□□□	11.0#	468	475	500
	1-3/16 x 30 x 19"	CZBDSFT3019/1	□□□	□□□	□□	□□□	□□□□□	13.0#	492	500	525
			Ⓑ	Ⓒ	Ⓓ	Ⓔ	Ⓕ				

HOW TO ORDER

Indicate the following information on order form:
1. Quantity of each item.
2. Model number, including options. See "How To Build a Model Number".
3. Any special service required.

Note: • The □ indicates that a choice is required.
• The absence of the □ indicates that no choice is required.
• Alpha-numeric characters in place of □ indicate that no other alternatives are available.

HOW TO BUILD A MODEL NUMBER

Ⓐ Select basic model.

Ⓑ Select worksurface edge style.

74P	- 74P edge
KN	- Knife edge

Ⓒ Select screen location.

FLE	- Fixed left end
FMI	- Fixed middle
FRE	- Fixed right end
SLE	- Sliding left end
SMI	- Sliding middle
SRE	- Sliding right end
FFL	- Fixed freestanding left end
FFM	- Fixed freestanding middle
FFR	- Fixed freestanding right end

Ⓓ Select powdercoat.
Refer to the **Product Color Options** page in this price list.

Ⓔ Select end cap color.
Refer to the **Product Color Options** page in this price list.

Ⓕ Select upholstery.
Refer to **ki.com/fabrics**

SPECIAL SERVICES

Special Carton Marking

With specially marked information	N/C

Shipping

Ships **knocked down, FOB Bonduel, WI 54107, freight prepaid.** Freight class 70.

Specifications and prices are subject to change without prior notice.

Divider Screen - Above Worksurface

13 or 19" High with Tool Rail and Framed Fabric Insert for Use on Perpendicular Worksurfaces

Divider Screen - Above Worksurface

13 or 19" High with Tool Rail and Framed Fabric Insert for Use on Perpendicular Worksurfaces

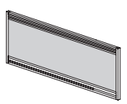

CZDF

Single Fabric Divider Screen with Tool Rail - Used on Perpendicular Worksurfaces, Uninterrupted Screen Length

- Aluminum powdercoated screen runs perpendicular to privacy screen
- Bottom of divider screen rests on top of worksurface
- Attaches at end or intersection of privacy screen on one side and to worksurface edge on opposite side
- For use on perpendicular worksurfaces only
- Tool rail features three slots for hang-on accessories
- Integral linking strip included
- For use on Extended Corner, Return and Peninsula Worksurfaces

MODEL	D x W x H	MODEL NUMBER Basic Model Ⓐ	Worksurface Edge Style Ⓑ	Screen Location Ⓒ	Paint Color Ⓓ	End Cap Color Ⓔ	Upholstery Color Ⓕ	Approx. Packaged Weight	Delivered Pricing Fabric Grade 1 & C.O.M.	Delivered Pricing Fabric Grade 2	Delivered Pricing Pallas Vertical Fabric Grade PV2
	1-3/16 x 60 x 13"	CZBDSFT6013/1	□□□	□□□	□□	□□□	□□□□□	17.0#	$ 588	$ 597	$ 620
	1-3/16 x 66 x 13"	CZBDSFT6613/1	□□□	□□□	□□	□□□	□□□□□	18.0#	628	639	664
	1-3/16 x 72 x 13"	CZBDSFT7213/1	□□□	□□□	□□	□□□	□□□□□	20.0#	632	646	672
	1-3/16 x 78 x 13"	CZBDSFT7813/1	□□□	□□□	□□	□□□	□□□□□	21.0#	689	704	731
	1-3/16 x 60 x 19"	CZBDSFT6019/1	□□□	□□□	□□	□□□	□□□□□	20.0#	704	717	755
	1-3/16 x 66 x 19"	CZBDSFT6619/1	□□□	□□□	□□	□□□	□□□□□	22.0#	729	741	779
	1-3/16 x 72 x 19"	CZBDSFT7219/1	□□□	□□□	□□	□□□	□□□□□	24.0#	748	766	805
	1-3/16 x 78 x 19"	CZBDSFT7819/1	□□□	□□□	□□	□□□	□□□□□	25.0#	789	807	847

HOW TO ORDER

Indicate the following information on order form:
1. Quantity of each item.
2. Model number, including options. See "How To Build a Model Number".
3. Any special service required.

Note: • The □ indicates that a choice is required.
- The absence of the □ indicates that no choice is required.
- Alpha-numeric characters in place of □ indicate that no other alternatives are available.

HOW TO BUILD A MODEL NUMBER

Ⓐ Select basic model.

Ⓑ Select worksurface edge style.

74P	- 74P edge

Ⓒ Select screen location.

FLE	- Fixed left end
FMI	- Fixed middle
FRE	- Fixed right end

Ⓓ Select powdercoat.
Refer to the **Product Color Options** page in this price list.

Ⓔ Select end cap color.
Refer to the **Product Color Options** page in this price list.

Ⓕ Select upholstery color.
Refer to **ki.com/fabrics**

SPECIAL SERVICES

Special Carton Marking

With specially marked information	N/C

Shipping

Ships **knocked down, FOB Bonduel, WI 54107, freight prepaid.** Freight class 70.

Specifications and prices are subject to change without prior notice.

Privacy Screen - Above Worksurface

13" High with Framed Acrylic Insert

Privacy Screen - Above Worksurface

13" High with Framed Acrylic Insert

	MODEL	D x W x H	MODEL NUMBER Basic Model	Screen Location	Paint Color	End Cap Color	Acrylic	Approx. Packaged Weight	Acrylic Grade 1	Acrylic Grade 2
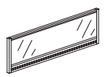 CZPA	**Single Acrylic Privacy Screen - 13" High, Uninterrupted Screen Length** • Aluminum powdercoated screen runs along width of worksurface • Standard top rail features one slot for hang-on accessories • Integral linking strip included • Linking posts allow for perpendicular attachment of dividers, specified separately • Bottom of privacy screen is flush with bottom of worksurface	1-3/16 x 24 x 13"	CZBPSA2413/1	□□□	□□	□□□	□□□	12.0#	$ 431	$ 525
		1-3/16 x 30 x 13"	CZBPSA3013/1	□□□	□□	□□□	□□□	14.0#	448	559
		1-3/16 x 36 x 13"	CZBPSA3613/1	□□□	□□	□□□	□□□	15.0#	478	627
		1-3/16 x 42 x 13"	CZBPSA4213/1	□□□	□□	□□□	□□□	16.0#	518	712
		1-3/16 x 48 x 13"	CZBPSA4813/1	□□□	□□	□□□	□□□	18.0#	519	713
		1-3/16 x 54 x 13"	CZBPSA5413/1	□□□	□□	□□□	□□□	19.0#	623	992
		1-3/16 x 60 x 13"	CZBPSA6013/1	□□□	□□	□□□	□□□	21.0#	639	1009
		1-3/16 x 66 x 13"	CZBPSA6613/1	□□□	□□	□□□	□□□	22.0#	653	1020
		1-3/16 x 72 x 13"	CZBPSA7213/1	□□□	□□	□□□	□□□	23.0#	658	1026
		1-3/16 x 78 x 13"	CZBPSA7813/1	□□□	□□	□□□	□□□	25.0#	689	1060
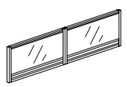 CZPA	**Double Acrylic Privacy Screen - 13" High, Center Intersection** • Screen includes two equal panels • Center intersection allows for divider screen attachment	1-3/16 x 60 x 13"	CZBPSA6013/2	□□□	□□	□□□	□□□	23.0#	$ 870	$ 1091
		1-3/16 x 64 x 13"	CZBPSA6413/2	□□□	□□	□□□	□□□	25.0#	899	1161
		1-3/16 x 72 x 13"	CZBPSA7213/2	□□□	□□	□□□	□□□	26.0#	931	1225
		1-3/16 x 84 x 13"	CZBPSA8413/2	□□□	□□	□□□	□□□	29.0#	1012	1396
		1-3/16 x 90 x 13"	CZBPSA9013/2	□□□	□□	□□□	□□□	30.0#	1016	1400
		1-3/16 x 96 x 13"	CZBPSA9613/2	□□□	□□	□□□	□□□	32.0#	1022	1407
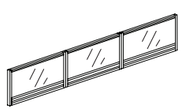 CZPA	**Triple Acrylic Privacy Screen - 13" High, Two Intersections** • Screen includes three equal panels • Intersections allow for divider screen attachment	1-3/16 x 90 x 13"	CZBPSA9013/3	□□□	□□	□□□	□□□	33.0#	$ 1293	$ 1625
		1-3/16 x 96 x 13"	CZBPSA9613/3	□□□	□□	□□□	□□□	35.0#	1356	1762
			Ⓐ	Ⓑ	Ⓒ	Ⓓ	Ⓔ			

HOW TO ORDER

Indicate the following information on order form:
1. Quantity of each item.
2. Model number, including options. See "How To Build a Model Number".
3. Any special service required.

Note: • The □ indicates that a choice is required.
- The absence of the □ indicates that no choice is required.
- Alpha-numeric characters in place of □ indicate that no other alternatives are available.

HOW TO BUILD A MODEL NUMBER

Ⓐ Select basic model.

Ⓑ Select screen location.

DAD	- Dual adder
DST	- Dual starter
SAD	- Single adder
SST	- Single starter

Ⓒ Select powdercoat.
Refer to the **Product Color Options** page in this price list.

Ⓓ Select end cap color.
Refer to the **Product Color Options** page in this price list.

Ⓔ Select acrylic color.
See pricing columns for acrylic color charges.
Refer to the **Product Color Options** page in this price list.

SPECIAL SERVICES

Special Carton Marking

With specially marked information	N/C

Shipping

Ships **knocked down, FOB Bonduel, WI 54107, freight prepaid.** Freight class 70.

Specifications and prices are subject to change without prior notice.

Privacy Screen - Above Worksurface

19" High with Framed Acrylic Insert

Privacy Screen - Above Worksurface

19" High with Framed Acrylic Insert

	MODEL	D x W x H	MODEL NUMBER Basic Model	Screen Location	Paint Color	End Cap Color	Acrylic	Approx. Packaged Weight	Acrylic Grade 1	Acrylic Grade 2
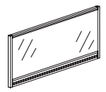 CZPA	**Single Acrylic Privacy Screen - 19" High, Uninterrupted Screen Length** • Aluminum powdercoated screen runs along width of worksurface • Standard top rail features one slot for hang-on accessories • Integral linking strip included • Linking posts allow for perpendicular attachment of dividers, specified separately • Bottom of privacy screen is flush with bottom of worksurface	1-3/16 x 24 x 19"	CZBPSA2419/1	☐☐☐	☐☐	☐☐☐	☐☐☐	14.0#	$ 490	$ 648
		1-3/16 x 30 x 19"	CZBPSA3019/1	☐☐☐	☐☐	☐☐☐	☐☐☐	16.0#	516	709
		1-3/16 x 36 x 19"	CZBPSA3619/1	☐☐☐	☐☐	☐☐☐	☐☐☐	18.0#	582	882
		1-3/16 x 42 x 19"	CZBPSA4219/1	☐☐☐	☐☐	☐☐☐	☐☐☐	19.0#	599	898
		1-3/16 x 48 x 19"	CZBPSA4819/1	☐☐☐	☐☐	☐☐☐	☐☐☐	21.0#	601	899
		1-3/16 x 54 x 19"	CZBPSA5419/1	☐☐☐	☐☐	☐☐☐	☐☐☐	23.0#	828	1551
		1-3/16 x 60 x 19"	CZBPSA6019/1	☐☐☐	☐☐	☐☐☐	☐☐☐	25.0#	845	1565
		1-3/16 x 66 x 19"	CZBPSA6619/1	☐☐☐	☐☐	☐☐☐	☐☐☐	26.0#	857	1578
		1-3/16 x 72 x 19"	CZBPSA7219/1	☐☐☐	☐☐	☐☐☐	☐☐☐	28.0#	861	1586
		1-3/16 x 78 x 19"	CZBPSA7819/1	☐☐☐	☐☐	☐☐☐	☐☐☐	30.0#	892	1615
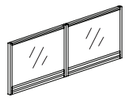 CZPA	**Double Acrylic Privacy Screen - 19" High, Center Intersection** • Screen includes two equal panels • Center intersection allows for divider screen attachment	1-3/16 x 60 x 19"	CZBPSA6019/2	☐☐☐	☐☐	☐☐☐	☐☐☐	28.0#	$ 1007	$ 1394
		1-3/16 x 64 x 19"	CZBPSA6419/2	☐☐☐	☐☐	☐☐☐	☐☐☐	30.0#	1081	1626
		1-3/16 x 72 x 19"	CZBPSA7219/2	☐☐☐	☐☐	☐☐☐	☐☐☐	31.0#	1138	1735
		1-3/16 x 84 x 19"	CZBPSA8419/2	☐☐☐	☐☐	☐☐☐	☐☐☐	35.0#	1171	1772
		1-3/16 x 90 x 19"	CZBPSA9019/2	☐☐☐	☐☐	☐☐☐	☐☐☐	37.0#	1174	1774
		1-3/16 x 96 x 19"	CZBPSA9619/2	☐☐☐	☐☐	☐☐☐	☐☐☐	38.0#	1182	1778
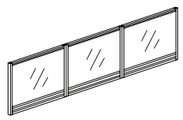 CZPA	**Triple Acrylic Privacy Screen - 19" High, Two Intersections** • Screen includes three equal panels • Intersections allow for divider screen attachment	1-3/16 x 90 x 19"	CZBPSA9019/3	☐☐☐	☐☐	☐☐☐	☐☐☐	40.0#	$ 1497	$ 2076
		1-3/16 x 96 x 19"	CZBPSA9619/3	☐☐☐	☐☐	☐☐☐	☐☐☐	42.0#	1528	2108
			Ⓐ	Ⓑ	Ⓒ	Ⓓ	Ⓔ			

HOW TO ORDER

Indicate the following information on order form:
1. Quantity of each item.
2. Model number, including options. See "How To Build a Model Number".
3. Any special service required.

Note: • The ☐ indicates that a choice is required.
- The absence of the ☐ indicates that no choice is required.
- Alpha-numeric characters in place of ☐ indicate that no other alternatives are available.

HOW TO BUILD A MODEL NUMBER

Ⓐ Select basic model.

Ⓑ Select screen location.

DAD	- Dual adder
DST	- Dual starter
SAD	- Single adder
SST	- Single starter

Ⓒ Select powdercoat.
Refer to the **Product Color Options** page in this price list.

Ⓓ Select end cap color.
Refer to the **Product Color Options** page in this price list.

Ⓔ Select acrylic color.
See pricing columns for acrylic color charges.
Refer to the **Product Color Options** page in this price list.

SPECIAL SERVICES

Special Carton Marking

With specially marked information	N/C

Shipping

Ships **knocked down, FOB Bonduel, WI 54107, freight prepaid.** Freight class 70.

Specifications and prices are subject to change without prior notice.

Divider Screen - Above Worksurface

13 or 19" High with Framed Acrylic Insert

Divider Screen - Above Worksurface
13 or 19" High with Framed Acrylic Insert



CZDA

Single Acrylic Divider Screen, Uninterrupted Screen Length

- Aluminum powdercoated screen runs perpendicular to privacy screen
- Bottom of divider screen rests on top of worksurface
- Must specify by location and fixed or sliding function
- Standard top rail features one slot for hang-on accessories
- Integral linking strip included

MODEL	D x W x H	MODEL NUMBER: Basic Model	Worksurface Edge Style	Screen Location	Paint Color	End Cap Color	Acrylic	Approx. Packaged Weight	Acrylic Grade 1	Acrylic Grade 2
		Ⓐ	Ⓑ	Ⓒ	Ⓓ	Ⓔ	Ⓕ			
	1-3/16 x 24 x 13"	CZBDSA2413/1	□□□	□□□	□□	□□□	□□□	10.0#	$ 406	$ 502
	1-3/16 x 30 x 13"	CZBDSA3013/1	□□□	□□□	□□	□□□	□□□	12.0#	416	525
	1-3/16 x 24 x 19"	CZBDSA2419/1	□□□	□□□	□□	□□□	□□□	11.0#	465	623
	1-3/16 x 30 x 19"	CZBDSA3019/1	□□□	□□□	□□	□□□	□□□	13.0#	490	683

HOW TO ORDER

Indicate the following information on order form:
1. Quantity of each item.
2. Model number, including options. See "How To Build a Model Number".
3. Any special service required.

Note: • The □ indicates that a choice is required.
• The absence of the □ indicates that no choice is required.
• Alpha-numeric characters in place of □ indicate that no other alternatives are available.

HOW TO BUILD A MODEL NUMBER

Ⓐ Select basic model.

Ⓑ Select worksurface edge style.

74P	- 74P edge
KN	- Knife edge

Ⓒ Select screen location.

FLE	- Fixed left end
FMI	- Fixed middle
FRE	- Fixed right end
SLE	- Sliding left end
SMI	- Sliding middle
SRE	- Sliding right end
FFL	- Fixed freestanding left end
FFM	- Fixed freestanding middle
FFR	- Fixed freestanding right end

Ⓓ Select powdercoat.
Refer to the **Product Color Options** page in this price list.

Ⓔ Select end cap color.
Refer to the **Product Color Options** page in this price list.

Ⓕ Select acrylic color.
See pricing columns for acrylic color charges.
Refer to the **Product Color Options** page in this price list.

SPECIAL SERVICES

Special Carton Marking

With specially marked information	N/C

Shipping

Ships **knocked down, FOB Bonduel, WI 54107, freight prepaid.** Freight class 70.

Specifications and prices are subject to change without prior notice.

Divider Screen - Above Worksurface

13 or 19" High with Framed Acrylic Insert for Use on Perpendicular Worksurfaces

Divider Screen - Above Worksurface
13 or 19" High with Framed Acrylic Insert for Use on Perpendicular Worksurfaces

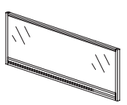

CZDA

MODEL	D x W x H	MODEL NUMBER Basic Model	Worksurface Edge Style	Screen Location	Paint Color	End Cap Color	Acrylic	Approx. Packaged Weight	Acrylic Grade 1	Acrylic Grade 2
Single Acrylic Divider Screen - Used on Perpendicular Worksurfaces, Uninterrupted Screen Length • Aluminum powdercoated screen runs perpendicular to privacy screen • Bottom of divider screen rests on top of worksurface • Attaches at end or intersection of privacy screen on one side and to worksurface edge on opposite side • For use on perpendicular worksurfaces only • Standard top rail features one slot for hang-on accessories • Integral linking strip included • For use on Extended Corner, Return and Peninsula Worksurfaces	1-3/16 x 60 x 13"	CZBDSA6013/1	□□□	□□□	□□	□□□	□□□	17.0#	$ 591	$ 960
	1-3/16 x 66 x 13"	CZBDSA6613/1	□□□	□□□	□□	□□□	□□□	19.0#	613	980
	1-3/16 x 72 x 13"	CZBDSA7213/1	□□□	□□□	□□	□□□	□□□	20.0#	617	986
	1-3/16 x 78 x 13"	CZBDSA7813/1	□□□	□□□	□□	□□□	□□□	21.0#	643	1016
	1-3/16 x 60 x 19"	CZBDSA6019/1	□□□	□□□	□□	□□□	□□□	22.0#	804	1524
	1-3/16 x 66 x 19"	CZBDSA6619/1	□□□	□□□	□□	□□□	□□□	23.0#	820	1546
	1-3/16 x 72 x 19"	CZBDSA7219/1	□□□	□□□	□□	□□□	□□□	25.0#	829	1551
	1-3/16 x 78 x 19"	CZBDSA7819/1	□□□	□□□	□□	□□□	□□□	26.0#	857	1578
		Ⓐ	Ⓑ	Ⓒ	Ⓓ	Ⓔ	Ⓕ			

HOW TO ORDER

Indicate the following information on order form:
1. Quantity of each item.
2. Model number, including options. See "How To Build a Model Number".
3. Any special service required.

Note: • The □ indicates that a choice is required.
- The absence of the □ indicates that no choice is required.
- Alpha-numeric characters in place of □ indicate that no other alternatives are available.

HOW TO BUILD A MODEL NUMBER

Ⓐ Select basic model.

Ⓑ Select worksurface edge style.

74P	- 74P edge

Ⓒ Select screen location.

FLE	- Fixed left end
FMI	- Fixed middle
FRE	- Fixed right end

Ⓓ Select powdercoat.
Refer to the **Product Color Options** page in this price list.

Ⓔ Select end cap color.
Refer to the **Product Color Options** page in this price list.

Ⓕ Select acrylic color.
See pricing columns for acrylic color charges.
Refer to the **Product Color Options** page in this price list.

SPECIAL SERVICES

Special Carton Marking

With specially marked information	N/C

Shipping

Ships **knocked down, FOB Bonduel, WI 54107, freight prepaid.** Freight class 70.

Specifications and prices are subject to change without prior notice.

Privacy Screen - Above Worksurface

13" High with Tool Rail and Framed Acrylic Insert

Privacy Screen - Above Worksurface

13" High with Tool Rail and Framed Acrylic Insert

	MODEL	D x W x H	MODEL NUMBER Basic Model	Screen Location	Paint Color	End Cap Color	Acrylic	Approx. Packaged Weight	Acrylic Grade 1	Acrylic Grade 2
 CZPA	**Single Acrylic Privacy Screen with Tool Rail - 13" High, Uninterrupted Screen Length** • Aluminum powdercoated screen runs along width of worksurface • Tool rail features three slots for hang-on accessories • Integral linking strip included • Linking posts allow for perpendicular attachment of dividers, specified separately • Bottom of privacy screen is flush with bottom of worksurface	1-3/16 x 24 x 13"	CZBPSAT2413/1	☐☐☐	☐☐	☐☐☐	☐☐☐	13.0#	$ 435	$ 519
		1-3/16 x 30 x 13"	CZBPSAT3013/1	☐☐☐	☐☐	☐☐☐	☐☐☐	14.0#	463	575
		1-3/16 x 36 x 13"	CZBPSAT3613/1	☐☐☐	☐☐	☐☐☐	☐☐☐	16.0#	475	624
		1-3/16 x 42 x 13"	CZBPSAT4213/1	☐☐☐	☐☐	☐☐☐	☐☐☐	18.0#	543	737
		1-3/16 x 48 x 13"	CZBPSAT4813/1	☐☐☐	☐☐	☐☐☐	☐☐☐	19.0#	548	739
		1-3/16 x 54 x 13"	CZBPSAT5413/1	☐☐☐	☐☐	☐☐☐	☐☐☐	21.0#	658	1025
		1-3/16 x 60 x 13"	CZBPSAT6013/1	☐☐☐	☐☐	☐☐☐	☐☐☐	22.0#	672	1045
		1-3/16 x 66 x 13"	CZBPSAT6613/1	☐☐☐	☐☐	☐☐☐	☐☐☐	24.0#	692	1061
		1-3/16 x 72 x 13"	CZBPSAT7213/1	☐☐☐	☐☐	☐☐☐	☐☐☐	25.0#	699	1067
		1-3/16 x 78 x 13"	CZBPSAT7813/1	☐☐☐	☐☐	☐☐☐	☐☐☐	27.0#	744	1116
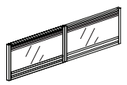 CZPA	**Double Acrylic Privacy Screen with Tool Rail - 13" High, Center Intersection** • Screen includes two equal panels • Center intersection allows for divider screen attachment	1-3/16 x 60 x 13"	CZBPSAT6013/2	☐☐☐	☐☐	☐☐☐	☐☐☐	25.0#	$ 900	$ 1123
		1-3/16 x 64 x 13"	CZBPSAT6413/2	☐☐☐	☐☐	☐☐☐	☐☐☐	26.0#	914	1161
		1-3/16 x 72 x 13"	CZBPSAT7213/2	☐☐☐	☐☐	☐☐☐	☐☐☐	28.0#	926	1221
		1-3/16 x 84 x 13"	CZBPSAT8413/2	☐☐☐	☐☐	☐☐☐	☐☐☐	31.0#	1063	1450
		1-3/16 x 90 x 13"	CZBPSAT9013/2	☐☐☐	☐☐	☐☐☐	☐☐☐	33.0#	1173	1773
		1-3/16 x 96 x 13"	CZBPSAT9613/2	☐☐☐	☐☐	☐☐☐	☐☐☐	34.0#	1189	1785
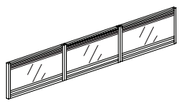 CZPA	**Triple Acrylic Privacy Screen with Tool Rail - 13" High, Two Intersections** • Screen includes three equal panels • Intersections allow for divider screen attachment	1-3/16 x 90 x 13"	CZBPSAT9013/3	☐☐☐	☐☐	☐☐☐	☐☐☐	35.0#	$ 1341	$ 1672
		1-3/16 x 96 x 13"	CZBPSAT9613/3	☐☐☐	☐☐	☐☐☐	☐☐☐	37.0#	1370	1682
			Ⓐ	Ⓑ	Ⓒ	Ⓓ	Ⓔ			

HOW TO ORDER

Indicate the following information on order form:
1. Quantity of each item.
2. Model number, including options. See "How To Build a Model Number".
3. Any special service required.

Note: • The ☐ indicates that a choice is required.
- The absence of the ☐ indicates that no choice is required.
- Alpha-numeric characters in place of ☐ indicate that no other alternatives are available.

HOW TO BUILD A MODEL NUMBER

Ⓐ Select basic model.

Ⓑ Select screen location.

DAD	- Dual adder
DST	- Dual starter
SAD	- Single adder
SST	- Single starter

Ⓒ Select powdercoat.
Refer to the **Product Color Options** page in this price list.

Ⓓ Select end cap color.
Refer to the **Product Color Options** page in this price list.

Ⓔ Select acrylic color.
See pricing columns for acrylic color charges.
Refer to the **Product Color Options** page in this price list.

SPECIAL SERVICES

Special Carton Marking

With specially marked information	N/C

Shipping

Ships **knocked down, FOB Bonduel, WI 54107, freight prepaid.** Freight class 70.

Specifications and prices are subject to change without prior notice.

Privacy Screen - Above Worksurface

19" High with Tool Rail and Framed Acrylic Insert

Privacy Screen - Above Worksurface

19" High with Tool Rail and Framed Acrylic Insert

	MODEL	D x W x H	MODEL NUMBER Basic Model	Screen Location	Paint Color	End Cap Color	Acrylic	Approx. Packaged Weight	Acrylic Grade 1	Acrylic Grade 2
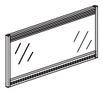 CZPA	**Single Acrylic Privacy Screen with Tool Rail - 19" High, Uninterrupted Screen Length** • Aluminum powdercoated screen runs along width of worksurface • Tool features three slots for hang-on accessories • Integral linking strip included • Linking posts allow for perpendicular attachment of dividers, specified separately • Bottom of privacy screen is flush with bottom of worksurface	1-3/16 x 24 x 19"	CZBPSAT2419/1	☐☐☐	☐☐	☐☐☐	☐☐☐	15.0#	$ 490	$ 626
		1-3/16 x 30 x 19"	CZBPSAT3019/1	☐☐☐	☐☐	☐☐☐	☐☐☐	17.0#	533	725
		1-3/16 x 36 x 19"	CZBPSAT3619/1	☐☐☐	☐☐	☐☐☐	☐☐☐	19.0#	548	739
		1-3/16 x 42 x 19"	CZBPSAT4219/1	☐☐☐	☐☐	☐☐☐	☐☐☐	21.0#	626	924
		1-3/16 x 48 x 19"	CZBPSAT4819/1	☐☐☐	☐☐	☐☐☐	☐☐☐	22.0#	627	929
		1-3/16 x 54 x 19"	CZBPSAT5419/1	☐☐☐	☐☐	☐☐☐	☐☐☐	24.0#	861	1585
		1-3/16 x 60 x 19"	CZBPSAT6019/1	☐☐☐	☐☐	☐☐☐	☐☐☐	26.0#	878	1600
		1-3/16 x 66 x 19"	CZBPSAT6619/1	☐☐☐	☐☐	☐☐☐	☐☐☐	28.0#	897	1617
		1-3/16 x 72 x 19"	CZBPSAT7219/1	☐☐☐	☐☐	☐☐☐	☐☐☐	30.0#	904	1626
		1-3/16 x 78 x 19"	CZBPSAT7819/1	☐☐☐	☐☐	☐☐☐	☐☐☐	32.0#	949	1673
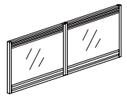 CZPA	**Double Acrylic Privacy Screen with Tool Rail - 19" High, Center Intersection** • Screen includes two equal panels • Center intersection allows for divider screen attachment	1-3/16 x 60 x 19"	CZBPSAT6019/2	☐☐☐	☐☐	☐☐☐	☐☐☐	29.0#	$ 1037	$ 1421
		1-3/16 x 64 x 19"	CZBPSAT6419/2	☐☐☐	☐☐	☐☐☐	☐☐☐	31.0#	1050	1440
		1-3/16 x 72 x 19"	CZBPSAT7219/2	☐☐☐	☐☐	☐☐☐	☐☐☐	33.0#	1068	1452
		1-3/16 x 84 x 19"	CZBPSAT8419/2	☐☐☐	☐☐	☐☐☐	☐☐☐	37.0#	1223	1823
		1-3/16 x 90 x 19"	CZBPSAT9019/2	☐☐☐	☐☐	☐☐☐	☐☐☐	39.0#	1227	1826
		1-3/16 x 96 x 19"	CZBPSAT9619/2	☐☐☐	☐☐	☐☐☐	☐☐☐	41.0#	1234	1828
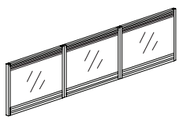 CZPA	**Triple Acrylic Privacy Screen with Tool Rail - 19" High, Two Intersections** • Screen includes three equal panels • Intersections allow for divider screen attachment	1-3/16 x 90 x 19"	CZBPSAT9019/3	☐☐☐	☐☐	☐☐☐	☐☐☐	42.0#	$ 1545	$ 2119
		1-3/16 x 96 x 19"	CZBPSAT9619/3	☐☐☐	☐☐	☐☐☐	☐☐☐	44.0#	1586	2161

Ⓐ Ⓑ Ⓒ Ⓓ Ⓔ

HOW TO ORDER

Indicate the following information on order form:
1. Quantity of each item.
2. Model number, including options. See "How To Build a Model Number".
3. Any special service required.

Note: • The ☐ indicates that a choice is required.
- The absence of the ☐ indicates that no choice is required.
- Alpha-numeric characters in place of ☐ indicate that no other alternatives are available.

HOW TO BUILD A MODEL NUMBER

Ⓐ Select basic model.

Ⓑ Select screen location.

DAD	- Dual adder
DST	- Dual starter
SAD	- Single adder
SST	- Single starter

Ⓒ Select powdercoat.
Refer to the **Product Color Options** page in this price list.

Ⓓ Select end cap color.
Refer to the **Product Color Options** page in this price list.

Ⓔ Select acrylic color.
See pricing columns for acrylic color charges.
Refer to the **Product Color Options** page in this price list.

SPECIAL SERVICES

Special Carton Marking

With specially marked information N/C

Shipping

Ships **knocked down, FOB Bonduel, WI 54107, freight prepaid.** Freight class 70.

Specifications and prices are subject to change without prior notice.

Divider Screen - Above Worksurface

13 or 19" High with Tool Rail and Framed Acrylic Insert

Divider Screen - Above Worksurface

13 or 19" High with Tool Rail and Framed Acrylic Insert



CZDA

MODEL	D x W x H	MODEL NUMBER Basic Model	Worksurface Edge Style	Screen Location	Paint Color	End Cap Color	Acrylic	Approx. Packaged Weight	Acrylic Grade 1	Acrylic Grade 2
Single Acrylic Divider Screen with Tool Rail, Uninterrupted Screen Length • Aluminum powdercoated screen runs perpendicular to privacy screen • Bottom of divider screen rests on top of worksurface • Must specify by location and fixed or sliding function • Tool rail features three slots for hang-on accessories • Integral linking strip included	1-3/16 x 24 x 13"	CZBDSAT2413/1	□□□	□□□	□□	□□□	□□□	10.0#	$ 415	$ 496
	1-3/16 x 30 x 13"	CZBDSAT3013/1	□□□	□□□	□□	□□□	□□□	12.0#	436	551
	1-3/16 x 24 x 19"	CZBDSAT2419/1	□□□	□□□	□□	□□□	□□□	12.0#	466	599
	1-3/16 x 30 x 19"	CZBDSAT3019/1	□□□	□□□	□□	□□□	□□□	14.0#	505	697
			Ⓑ	Ⓒ	Ⓓ	Ⓔ	Ⓕ			

HOW TO ORDER

Indicate the following information on order form:
1. Quantity of each item.
2. Model number, including options. See "How To Build a Model Number".
3. Any special service required.

Note: • The □ indicates that a choice is required.
• The absence of the □ indicates that no choice is required.
• Alpha-numeric characters in place of □ indicate that no other alternatives are available.

HOW TO BUILD A MODEL NUMBER

Ⓐ Select basic model.

Ⓑ Select worksurface edge style.

74P	- 74P edge
KN	- Knife edge

Ⓒ Select screen location.

FLE	- Fixed left end
FMI	- Fixed middle
FRE	- Fixed right end
SLE	- Sliding left end
SMI	- Sliding middle
SRE	- Sliding right end
FFL	- Fixed freestanding left end
FFM	- Fixed freestanding middle
FFR	- Fixed freestanding right end

Ⓓ Select powdercoat.
Refer to the **Product Color Options** page in this price list.

Ⓔ Select end cap color.
Refer to the **Product Color Options** page in this price list.

Ⓕ Select acrylic color.
See pricing columns for acrylic color charges.
Refer to the **Product Color Options** page in this price list.

SPECIAL SERVICES

Special Carton Marking

With specially marked information	N/C

Shipping

Ships **knocked down, FOB Bonduel, WI 54107, freight prepaid.** Freight class 70.

Specifications and prices are subject to change without prior notice.

Divider Screen - Above Worksurface

13 or 19" High with Tool Rail and Framed Acrylic Insert for Use on Perpendicular Worksurfaces

Divider Screen - Above Worksurface
13 or 19" High with Tool Rail and Framed Acrylic Insert for Use on Perpendicular Worksurfaces

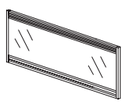

CZDA

MODEL	D x W x H	MODEL NUMBER Basic Model (A)	Worksurface Edge Style (B)	Screen Location (C)	Paint Color (D)	End Cap Color (E)	Acrylic (F)	Approx. Packaged Weight	Acrylic Grade 1	Acrylic Grade 2
Single Acrylic Divider Screen with Tool Rail - Used on Perpendicular Worksurfaces, Uninterrupted Screen Length • Aluminum powdercoated screen runs perpendicular to privacy screen • Bottom of divider screen rests on top of worksurface • Attaches at end or intersection of privacy screen on one side and to worksurface edge on opposite side • For use on perpendicular worksurfaces only • Tool rail features three slots for hang-on accessories • Integral linking strip included • For use on Extended Corner, Return and Peninsula Worksurfaces	1-3/16 x 60 x 13"	CZBDSAT6013/1	□□□	□□□	□□	□□□	□□□	19.0#	$ 634	$ 1002
	1-3/16 x 66 x 13"	CZBDSAT6613/1	□□□	□□□	□□	□□□	□□□	20.0#	660	1027
	1-3/16 x 72 x 13"	CZBDSAT7213/1	□□□	□□□	□□	□□□	□□□	22.0#	667	1035
	1-3/16 x 78 x 13"	CZBDSAT7813/1	□□□	□□□	□□	□□□	□□□	23.0#	708	1078
	1-3/16 x 60 x 19"	CZBDSAT6019/1	□□□	□□□	□□	□□□	□□□	23.0#	835	1557
	1-3/16 x 66 x 19"	CZBDSAT6619/1	□□□	□□□	□□	□□□	□□□	25.0#	861	1585
	1-3/16 x 72 x 19"	CZBDSAT7219/1	□□□	□□□	□□	□□□	□□□	27.0#	869	1592
	1-3/16 x 78 x 19"	CZBDSAT7819/1	□□□	□□□	□□	□□□	□□□	29.0#	911	1634

HOW TO ORDER

Indicate the following information on order form:
1. Quantity of each item.
2. Model number, including options. See "How To Build a Model Number".
3. Any special service required.

Note: • The □ indicates that a choice is required.
- The absence of the □ indicates that no choice is required.
- Alpha-numeric characters in place of □ indicate that no other alternatives are available.

HOW TO BUILD A MODEL NUMBER

A Select basic model.

B Select worksurface edge style.

74P	- 74P edge

C Select screen location.

FLE	- Fixed left end
FMI	- Fixed middle
FRE	- Fixed right end

D Select powdercoat.
Refer to the **Product Color Options** page in this price list.

E Select end cap color.
Refer to the **Product Color Options** page in this price list.

F Select acrylic color.
See pricing columns for acrylic color charges.
Refer to the **Product Color Options** page in this price list.

SPECIAL SERVICES

Special Carton Marking

With specially marked information	N/C

Shipping

Ships **knocked down, FOB Bonduel, WI 54107, freight prepaid.** Freight class 70.

Specifications and prices are subject to change without prior notice.

Accessories

Steel Modesty Panel for Use on 29" Steel and Wood Leg Assemblies

Accessories

Steel Modesty Panel for Use on 29" Steel and Wood Leg Assemblies

	MODEL	W x H	MODEL NUMBER Basic Model	MODEL NUMBER Paint Color	Approx. Packaged Weight	Delivered Pricing
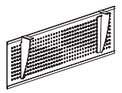 CZMP	**Steel Modesty Panel** • Steel modesty panel features perforated pattern of 1/4" diameter holes at 3/4" center-to-center spacing • 14 gauge powdercoated steel • Reveal of approximately 1" is present between panel and leg • Assembly includes panel, brackets and mounting screws • For use on 29" steel and wood leg assemblies	18-1/2 x 10"	CZBMP24	☐☐	6.0#	$ 185
		24-1/2 x 10"	CZBMP30	☐☐	7.0#	199
		30-1/2 x 10"	CZBMP36	☐☐	9.0#	213
		36-1/2 x 10"	CZBMP42	☐☐	10.0#	224
		42-1/2 x 10"	CZBMP48	☐☐	11.0#	261
		48-1/2 x 10"	CZBMP54	☐☐	13.0#	280
		54-1/2 x 10"	CZBMP60	☐☐	14.0#	300
		58-1/2 x 10"	CZBMP64	☐☐	15.0#	306
		60-1/2 x 10"	CZBMP66	☐☐	16.0#	331
		66-1/2 x 10"	CZBMP72	☐☐	17.0#	345
		72-1/2 x 10"	CZBMP78	☐☐	18.0#	360
		78-1/2 x 10"	CZBMP84	☐☐	19.0#	377
		84-1/2 x 10"	CZBMP90	☐☐	20.0#	385
		90-1/2 x 10"	CZBMP96	☐☐	22.0#	407
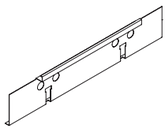 CZWA	**Wire Access Covers for Single-Sided 29" High Applications** • Steel cover assembly attaches to beam for added cord management in non-powered single-sided applications • Included in standard single-frame powered table applications • For 29"H single-sided frame assemblies only	36"W	CZBWAC36	☐☐	4.0#	$ 73
		42"W	CZBWAC42	☐☐	5.2#	91
		48"W	CZBWAC48	☐☐	5.9#	78
		54"W	CZBWAC54	☐☐	6.8#	93
		60"W	CZBWAC60	☐☐	7.6#	90
		64"W	CZBWAC64	☐☐	7.2#	125
		66"W	CZBWAC66	☐☐	7.2#	125
		72"W	CZBWAC72	☐☐	9.1#	94
		78"W	CZBWAC78	☐☐	9.2#	143
		84"W	CZBWAC84	☐☐	10.4#	158
		90"W	CZBWAC90	☐☐	11.1#	147
		96"W	CZBWAC96	☐☐	11.8#	134

Ⓐ Ⓑ

HOW TO ORDER

Indicate the following information on order form:
1. Quantity of each item.
2. Model number, including options. See "How To Build a Model Number".
3. Any special service required.

Note: • The ☐ indicates that a choice is required.
- The absence of the ☐ indicates that no choice is required.
- Alpha-numeric characters in place of ☐ indicate that no other alternatives are available.

HOW TO BUILD A MODEL NUMBER

Ⓐ Select basic model.

Ⓑ Select powdercoat.
Refer to the **Product Color Options** page in this price list.

SPECIAL SERVICES

Special Carton Marking

With specially marked information N/C

Shipping

Ships **knocked down, FOB Bonduel, WI 54107, freight prepaid.** Freight class 70.

Specifications and prices are subject to change without prior notice.

Accessories
Data Cable and Cord Management

Accessories
Data Cable and Cord Management

	MODEL	Features	W x L	MODEL NUMBER Basic Model	MODEL NUMBER Paint Color	Approx. Packaged Weight	Delivered Pricing
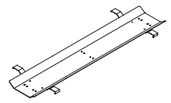 CZBC	**Cable Tray Assemblies** • Included in standard dual frame model numbers • Cable tray assembly attaches to beams under 10-wire rigid wireway to manage cords • For use with dual-sided applications only • Supports hard-wired or plug-and-play applications • 48-72" assemblies feature a single tray • 78-96" applications feature two side-by-side trays • Not for use on Teaming Tables		12-5/8 x 28"	CZBCT36	☐☐	8.0#	$ 226
			12-5/8 x 34"	CZBCT42	☐☐	9.0#	231
			12-5/8 x 40"	CZBCT48	☐☐	10.0#	233
			12-5/8 x 46"	CZBCT54	☐☐	11.0#	236
			12-5/8 x 52"	CZBCT60	☐☐	12.0#	291
			12-5/8 x 58"	CZBCT64	☐☐	13.0#	293
			12-5/8 x 58"	CZBCT66	☐☐	14.0#	293
			12-5/8 x 64"	CZBCT72	☐☐	15.0#	299
			12-5/8 x 70"	CZBCT78	☐☐	17.0#	398
			12-5/8 x 76"	CZBCT84	☐☐	18.0#	420
			12-5/8 x 82"	CZBCT90	☐☐	19.0#	433
			12-5/8 x 88"	CZBCT96	☐☐	20.0#	452
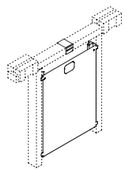 CZBR	**Cable Riser - Adder Leg** • Cable riser conceals power cords at any intermediate/adder leg location • Riser consists of front and rear panels with support hook • Panels fit between vertical legs and extend the entire width of leg opening to create enclosure • For use on 29" intermediate/adder leg in dual-sided applications only			CZBDACR	☐☐	5.0#	$ 244
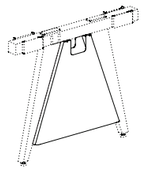 CZBR	**Cable Riser - Wood Adder Leg** • Cable riser conceals power cords at any intermediate leg location • Riser consists of front and rear panels • Panels fit between the wood legs of a dual-sided adder frame only • For use on adder conditions only • Infeed conduit is specified separately			CZBDAWLCR	☐☐	5.0#	$ 193

Ⓐ Ⓑ

HOW TO ORDER

Indicate the following information on order form:
1. Quantity of each item.
2. Model number, including options. See "How To Build a Model Number".
3. Any special service required.

Note: • The ☐ indicates that a choice is required.
- The absence of the ☐ indicates that no choice is required.
- Alpha-numeric characters in place of ☐ indicate that no other alternatives are available.

HOW TO BUILD A MODEL NUMBER

Ⓐ Select basic model.

Ⓑ Select powdercoat.
Refer to the **Product Color Options** page in this price list.

SPECIAL SERVICES

Special Carton Marking

With specially marked information N/C

Shipping

Ships **knocked down, FOB Bonduel, WI 54107, freight prepaid.** Freight class 70.

Specifications and prices are subject to change without prior notice.



Accessories
Task Lights

	MODEL	MODEL NUMBER Basic Model	Color	Approx. Packaged Weight	Delivered Pricing
 HRDPT	**LED Double Arm Task Light with Free-standing Base** • Includes light and base • 7 watts, 18 fractional LED's • Automatic shut-off after 10 hours • 50,000 hour life • Aluminum and plastic construction • Touch and hold dimming • Base is 6.5" in diameter and 1-1/4" high • Light paddle is approximately 5 x 4" • Horizontal arm extends 15" with paddle from vertical arm • 6 foot cord	CZBTLF	☐☐	6.0#	$ 529
 HRDPT	**LED Double Arm Task Light, Tool Rail Mount** • Includes light and tool rail mount • 7 watts, 18 fractional LED's • Automatic shut-off after 10 hours • 50,000 hour life • Aluminum and plastic construction • Touch and hold dimming • Mounting clip measures 3.5 x 3.5" • Horizontal arm extends 15" with paddle from vertical arm • 6 foot cord	CZBTLT	☐☐	2.0#	$ 523
		Ⓐ	Ⓑ		

HOW TO ORDER

Indicate the following information on order form:
1. Quantity of each item.
2. Model number, including options. See "How To Build a Model Number".
3. Any special service required.

Note: • The ☐ indicates that a choice is required.
- The absence of the ☐ indicates that no choice is required.
- Alpha-numeric characters in place of ☐ indicate that no other alternatives are available.

HOW TO BUILD A MODEL NUMBER

Ⓐ Select basic model.

Ⓑ Select color.
Refer to the **Product Color Options** page in this price list.

SPECIAL SERVICES

Special Carton Marking

With specially marked information N/C

Shipping

Ships **knocked down, FOB Bonduel, WI 54107, freight prepaid.** Freight class 70.

Specifications and prices are subject to change without prior notice.

Accessories
Task Lights with Occupancy Sensors

Accessories
Task Lights with Occupancy Sensors

	MODEL	MODEL NUMBER Basic Model	Color	Approx. Packaged Weight	Delivered Pricing
 HRDPT	**LED Double Arm Task Light with Occupancy Sensor and Freestanding Base** • Includes light and base • 7 watts, 18 fractional LED's • Automatic shut-off after 30 minutes of non-movement near light • 50,000 hour life • Aluminum and plastic construction • Touch and hold dimming • Base is 6-1/5" in diameter and 1-1/4" high • Light paddle is approximately 5 x 4" • Horizontal arm extends 15" with paddle from vertical arm • 6 foot cord	CZBTLOF	☐☐	6.0#	$ 637
 HRDPT	**LED Double Arm Task Light with Occupancy Sensor and Tool Rail Mount** • Includes light and tool rail mount • 7 watts, 18 fractional LED's • Automatic shut-off after 30 minutes of non-movement near light • 50,000 hour life • Aluminum and plastic construction • Touch and hold dimming • Mounting clip measures 3-1/2 x 3-1/2" • Horizontal arm extends 15" with paddle from vertical arm • 6 foot cord	CZBTLOT	☐☐	2.0#	$ 630
		Ⓐ	Ⓑ		

HOW TO ORDER

Indicate the following information on order form:
1. Quantity of each item.
2. Model number, including options. See "How To Build a Model Number".
3. Any special service required.

Note: • The ☐ indicates that a choice is required.
- The absence of the ☐ indicates that no choice is required.
- Alpha-numeric characters in place of ☐ indicate that no other alternatives are available.

HOW TO BUILD A MODEL NUMBER

Ⓐ Select basic model.

Ⓑ Select color.
Refer to the **Product Color Options** page in this price list.

SPECIAL SERVICES

Special Carton Marking

With specially marked information	N/C

Shipping

Ships **knocked down, FOB Bonduel, WI 54107, freight prepaid.** Freight class 70.

Specifications and prices are subject to change without prior notice.

Accessories
Light Bases

	MODEL	MODEL NUMBER Basic Model	MODEL NUMBER Color	Approx. Packaged Weight	Delivered Pricing
HRDPT	**Freestanding Base (Retrofit or Replacement)**	CZBTLBASE	□□	5.0#	$ 115
HRDPT	**Tool Rail Mount Base (Retrofit or Replacement)**	CZBTLTOOL	□□	1.0#	$ 108
		Ⓐ	Ⓑ		

HOW TO ORDER

Indicate the following information on order form:
1. Quantity of each item.
2. Model number, including options. See “How To Build a Model Number”.
3. Any special service required.

Note: • The □ indicates that a choice is required.
- The absence of the □ indicates that no choice is required.
- Alpha-numeric characters in place of □ indicate that no other alternatives are available.

HOW TO BUILD A MODEL NUMBER

Ⓐ Select basic model.

Ⓑ Select color.
Refer to the **Product Color Options** page in this price list.

SPECIAL SERVICES

Special Carton Marking

With specially marked information N/C

Shipping

Ships **knocked down, FOB Bonduel, WI 54107, freight prepaid.** Freight class 70.

Specifications and prices are subject to change without prior notice.

Accessories
Task Lights

	MODEL	MODEL NUMBER Basic Model	Paint Color	Approx. Packaged Weight	Delivered Pricing
 HRDPT	**Asymmetrical LED Task Light with Free-standing Base** • Includes light and base • Asymmetrical illumination projects 98 foot-candles on the desktop approximately one foot in front of the light head • Standard occupancy sensor shuts off after 30 minutes of inactivity • 4.2 watts energy consumption • 7 LED's • 13" arm • Continuous touch and hold dimming from 100% to 15% • Aluminum, zinc and plastic construction • 15 watt wall transformer with 9 foot cord • 4 foot silver cord with quick connector • UL compliant • 5-1/4" square base; 1" high • 3.7 x 3.1" light paddle	LEDTL4WF	☐☐	6.0#	$ 507
 HRDPT	**Asymmetrical LED Task Light with Small Divider Mount Clamp** • Includes light and mount with 1/4" to 3/8" thickness range • Asymmetrical illumination projects 98 foot-candles on the desktop approximately one foot in front of the light head • Standard occupancy sensor shuts off after 30 minutes of inactivity • 4.2 watts energy consumption • 7 LED's • 10" arm • Continuous touch and hold dimming from 100% to 15% • Aluminum, zinc and plastic construction • 15 watt wall transformer with 9 foot cord • 4 foot silver cord with quick connector • UL compliant • 3.7 x 3.1" light paddle • Appropriate for Connection Zone frameless privacy screens	LEDTL4WDSM	☐☐	2.0#	$ 490
		Ⓐ	Ⓑ		

HOW TO ORDER

Indicate the following information on order form:
1. Quantity of each item.
2. Model number, including options. See "How To Build a Model Number".
3. Any special service required.

Note: • The ☐ indicates that a choice is required.
- The absence of the ☐ indicates that no choice is required.
- Alpha-numeric characters in place of ☐ indicate that no other alternatives are available.

HOW TO BUILD A MODEL NUMBER

Ⓐ Select basic model.

Ⓑ Select powdercoat.
Refer to the **Product Color Options** page in this price list.

SPECIAL SERVICES

Special Carton Marking

With specially marked information N/C

Shipping

Ships **knocked down, FOB Bonduel, WI 54107, freight prepaid.** Freight class 70.

Specifications and prices are subject to change without prior notice.

Accessories
Task Lights

	MODEL	MODEL NUMBER Basic Model	MODEL NUMBER Paint Color	Approx. Packaged Weight	Delivered Pricing
 HRDPT	**Asymmetrical LED Task Light with Large Divider Mount** • Includes light and mount with 1/2" to 1-1/2" thickness range • Asymmetrical illumination projects 98 foot-candles on the desktop approximately one foot in front of the light head • Standard occupancy sensor shuts off after 30 minutes of inactivity • 4.2 watts energy consumption • 7 LED's • 10" arm • Continuous touch and hold dimming from 100% to 15% • Aluminum, zinc and plastic construction • 15 watt wall transformer with 9 foot cord • 4 foot silver cord with quick connector • UL compliant • 3.7 x 3.1" light paddle • Appropriate for Connection Zone framed privacy screens	LEDTL4WDLG	□□	2.0#	$ 490
		Ⓐ	Ⓑ		

HOW TO ORDER

Indicate the following information on order form:
1. Quantity of each item.
2. Model number, including options. See "How To Build a Model Number".
3. Any special service required.

Note: • The □ indicates that a choice is required.
- The absence of the □ indicates that no choice is required.
- Alpha-numeric characters in place of □ indicate that no other alternatives are available.

HOW TO BUILD A MODEL NUMBER

Ⓐ Select basic model.

Ⓑ Select powdercoat.
Refer to the **Product Color Options** page in this price list.

SPECIAL SERVICES

Special Carton Marking

With specially marked information N/C

Shipping

Ships **knocked down, FOB Bonduel, WI 54107, freight prepaid.** Freight class 70.

Specifications and prices are subject to change without prior notice.

Accessories
Task Lights

	MODEL	MODEL NUMBER Basic Model	MODEL NUMBER Paint Color	Approx. Packaged Weight	Delivered Pricing
HRDPT	**Freestanding Base** • For replacement or retrofit	LEDTLBASE	□□	5.0#	$ 111
HRDPT	**Small Divider Mount** • 1/4" to 3/8" thickness range • For replacement or retrofit	LEDTLMTSM	□□	1.0#	$ 105
HRDPT	**Large Divider Mount** • 1/2" to 1-1/2" thickness range • For replacement or retrofit	LEDTLMTLG	□□	1.0#	$ 105
		Ⓐ	Ⓑ		

HOW TO ORDER

Indicate the following information on order form:
1. Quantity of each item.
2. Model number, including options. See "How To Build a Model Number".
3. Any special service required.

Note: • The □ indicates that a choice is required.
- The absence of the □ indicates that no choice is required.
- Alpha-numeric characters in place of □ indicate that no other alternatives are available.

HOW TO BUILD A MODEL NUMBER

Ⓐ Select basic model.

Ⓑ Select powdercoat.
Refer to the **Product Color Options** page in this price list.

SPECIAL SERVICES

Special Carton Marking

With specially marked information N/C

Shipping

Ships **knocked down, FOB Bonduel, WI 54107, freight prepaid.** Freight class 70.

Specifications and prices are subject to change without prior notice.

Accessories
Tool Rail Accessories

Accessories
Tool Rail Accessories

	MODEL	W x D x H	MODEL NUMBER Basic Model	MODEL NUMBER Powdercoat Color	Approx. Packaged Weight	Delivered Pricing
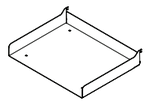 HRDPT	**Paper Tray** • Steel construction • Accepts letter sized papers • Suspends from screen top rail or tool rail	11-3/8 x 8-7/8 x 1-5/8”	CZBPML	☐☐	3.0#	$ 69
 HRDPT	**Pencil Holder** • Steel construction • Suspends from screen top rail or tool rail	2-1/4 X 1-5/8 X 4-3/4”	CZBPMP	☐☐	0.5#	$ 41
 HRDPT	**Box** • Steel construction • Suspends from screen top rail or tool rail	3 x 3-1/2 x 3”	CZBPMB	☐☐	0.5#	$ 42
 HRDPT	**Cell Phone Holder** • Steel construction • Suspends from screen top rail or tool rail • Lower edge is extended to allow for angled placement	3-1/8 x 1-1/8 x 5-1/4”	CZBPMC	☐☐	0.5#	$ 40
 HRDPT	**Name Plate Holder** • Steel construction • Suspends from screen top rail or tool rail • Area for name is approximately 3/8 x 3-3/8” • Name plate not supplied with holder	5-1/8 x 1 x 1-5/8”	CZBPMN	☐☐	0.5#	$ 41
			Ⓐ	Ⓑ		

HOW TO ORDER

Indicate the following information on order form:
1. Quantity of each item.
2. Model number, including options. See “How To Build a Model Number”.
3. Any special service required.

Note: • The ☐ indicates that a choice is required.
- The absence of the ☐ indicates that no choice is required.
- Alpha-numeric characters in place of ☐ indicate that no other alternatives are available.

HOW TO BUILD A MODEL NUMBER

Ⓐ Select basic model.

Ⓑ Select powdercoat.
Refer to the **Product Color Options** page in this price list.

SPECIAL SERVICES

Special Carton Marking

With specially marked information N/C

Shipping

Ships **knocked down, FOB Bonduel, WI 54107, freight prepaid.** Freight class 70.

Specifications and prices are subject to change without prior notice.

Single-Sided Rectilinear Worksurfaces - 42” Height

24” Deep, Unpowered, with Modesty Panel for use with Café Height Frames

Single-Sided Rectilinear Worksurfaces - 42” Height

24” Deep, Unpowered, with Modesty Panel for use with Café Height Frames

	MODEL	D x W	MODEL NUMBER: Basic Model	Edge Style (A)	Grommet Location (B)	Grommet Color (C)	Surface Finish (D)	Edge Color (E)	Powdercoat Color (F)	Approx. Packaged Weight	74P Edge (74P)	Knife Edge (KN)
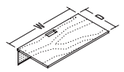 CZRC	**Single-Sided Applications with One Cutout Option** • Support frames are specified separately • Predrilled for compatibility with café height bases • 42” assembled height • C grommet option only • Features perforated steel modesty panel • Unpowered • See grommet locations below	24 x 48	CZBCWR24481MP	□□□	□□□	□□□	□□□	□□□	□□	39.0#	$ 623	$ 653
		24 x 54	CZBCWR24541MP	□□□	□□□	□□□	□□□	□□□	□□	63.0#	702	739
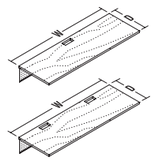 CZRC	**Single-Sided Applications with One or Two Cutout Options** • Support frames are specified separately • Predrilled for compatibility with café height bases • 42” assembled height • L and R grommet locations are centered for two users • Unpowered • Features perforated steel modesty panel • See grommet locations below	24 x 60	CZBCWR24601MP	□□□	□□□	□□□	□□□	□□□	□□	69.0#	$ 729	$ 766
		24 x 64	CZBCWR24641MP	□□□	□□□	□□□	□□□	□□□	□□	73.0#	804	846
		24 x 66	CZBCWR24661MP	□□□	□□□	□□□	□□□	□□□	□□	75.0#	811	856
		24 x 72	CZBCWR24721MP	□□□	□□□	□□□	□□□	□□□	□□	82.0#	830	872
		24 x 78	CZBCWR24781MP	□□□	□□□	□□□	□□□	□□□	□□	88.0#	892	937
		24 x 84	CZBCWR24841MP	□□□	□□□	□□□	□□□	□□□	□□	95.0#	912	958
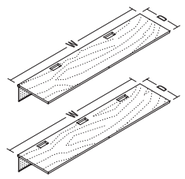 CZRC	**Single-Sided Applications with One, Two or Three Cutout Options** • Support frames are specified separately • Predrilled for compatibility with café height bases • 42” assembled height • C and LCR grommet locations are centered for three users • L, R and LR grommet locations are centered for two users • Unpowered • Features perforated steel modesty panel • See grommet locations below	24 x 90	CZBCWR24901MP	□□□	□□□	□□□	□□□	□□□	□□	101.0#	$ 946	$ 995
		24 x 96	CZBCWR24961MP	□□□	□□□	□□□	□□□	□□□	□□	108.0#	970	1020

Ⓐ Ⓑ Ⓒ Ⓓ Ⓔ Ⓕ Ⓖ

HOW TO ORDER

Indicate the following information on order form:
1. Quantity of each item.
2. Model number, including options. See “How To Build a Model Number”.
3. Any special service required.

Note: • The □ indicates that a choice is required.
- The absence of the □ indicates that no choice is required.
- Alpha-numeric characters in place of □ indicate that no other alternatives are available.

HOW TO BUILD A MODEL NUMBER

Ⓐ Select basic model.

Ⓑ Select edge style.

74P	- 74P edge
KN	- Knife edge

Ⓒ Select grommet location.

N	- No Grommet
L	- Grommet : Left; add $31
C	- Grommet : Center; add $31
R	- Grommet : Right; add $31
LR	- Grommet : Left/right; add $61
LCR	- Grommet : Left/center/right; add $92

N - Pick for all models
C - Pick for all models
L - Pick only for models 60” and longer
R - Pick only for models 60” and longer
LR - Pick only for models 60” and longer
LCR - Pick only for models 90” and longer

Ⓓ Select grommet color.
Refer to the **Product Color Options** page in this price list.

Ⓔ Select surface finish.
Refer to the **Product Color Options** page in this price list.

Ⓕ Select edge color.
Refer to the **Product Color Options** page in this price list.

Ⓖ Select modesty panel powdercoat.
Refer to the **Product Color Options** page in this price list.

SPECIAL SERVICES

Special Carton Marking

With specially marked information N/C

Shipping

Ships **assembled, FOB Bonduel, WI 54107, freight prepaid.** Freight class 125.

Specifications and prices are subject to change without prior notice.

Single-Sided Rectilinear Worksurfaces - 42” Height

24” Deep, Powered, with Modesty Panel and Single 10-Wire Rigid Wireway for use with Café Height Frames

Single-Sided Rectilinear Worksurfaces - 42” Height

24” Deep, Powered, with Modesty Panel and Single 10-Wire Rigid Wireway for use with Café Height Frames

	MODEL	D x W	MODEL NUMBER: Basic Model	Edge Style	Grommet Location	Grommet Color	Surface Finish	Edge Color	Powdercoat Color	Approx. Packaged Weight	74P Edge (74P)	Knife Edge (KN)
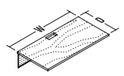 CZRC	**Single-Sided Applications with One Cutout Option** • Support frames are specified separately • Predrilled for compatibility with café height bases • 42” assembled height • C grommet option only • Features perforated steel modesty panel • Single 10-wire rigid wireway included; receptacles, infeeds and table-to-table jumpers must be specified separately • Single 10-wire rigid wireway accommodates up to two receptacles • See grommet locations below • Villa Power Module cannot be installed in LH or RH cutouts of Connection Zone powered single-sided tables	24 x 48	CZBCWR2448S1MP	□□□	□□□	□□□	□□□	□□□	□□	64.0#	$ 829	$ 856
		24 x 54	CZBCWR2454S1MP	□□□	□□□	□□□	□□□	□□□	□□	73.0#	920	958
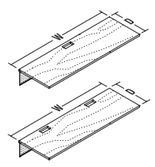 CZRC	**Single-Sided Applications with One or Two Cutout Options** • Support frames are specified separately • Predrilled for compatibility with café height bases • 42” assembled height • L and R grommet locations are centered for two users • Features perforated steel modesty panel • Single 10-wire rigid wireway included; receptacles, infeeds and table-to-table jumpers must be specified separately • Single 10-wire rigid wireway accommodates up to two receptacles • See grommet locations below • Villa Power Module cannot be installed in LH or RH cutouts of Connection Zone powered single-sided tables	24 x 60	CZBCWR2460S1MP	□□□	□□□	□□□	□□□	□□□	□□	80.0#	$ 997	$ 1035
		24 x 72	CZBCWR2472S1MP	□□□	□□□	□□□	□□□	□□□	□□	94.0#	1164	1209

Ⓐ Ⓑ Ⓒ Ⓓ Ⓔ Ⓕ Ⓖ

HOW TO ORDER

Indicate the following information on order form:
1. Quantity of each item.
2. Model number, including options. See “How To Build a Model Number”.
3. Any special service required.

Note: • The □ indicates that a choice is required.
- The absence of the □ indicates that no choice is required.
- Alpha-numeric characters in place of □ indicate that no other alternatives are available.

HOW TO BUILD A MODEL NUMBER

Ⓐ Select basic model.

Ⓑ Select edge style.

74P	- 74P edge
KN	- Knife edge

Ⓒ Select grommet location.

N	- No Grommet
L	- Grommet : Left; add $31
C	- Grommet : Center; add $31
R	- Grommet : Right; add $31
LR	- Grommet : Left/right; add $61
LCR	- Grommet : Left/center/right; add $92

N - Pick for all models
C - Pick for all models
L - Pick only for models 60” and longer
R - Pick only for models 60” and longer
LR - Pick only for models 60” and longer
LCR - Pick only for models 90” and longer

Ⓓ Select grommet color.
Refer to the **Product Color Options** page in this price list.

Ⓔ Select surface finish.
Refer to the **Product Color Options** page in this price list.

Ⓕ Select edge color.
Refer to the **Product Color Options** page in this price list.

Ⓖ Select modesty panel & wire access cover powdercoat finish.
Refer to the **Product Color Options** page in this price list.

SPECIAL SERVICES

Special Carton Marking

With specially marked information N/C

Shipping

Ships **assembled, FOB Bonduel, WI 54107, freight prepaid.** Freight class 125.

Specifications and prices are subject to change without prior notice.

Single-Sided Rectilinear Worksurfaces - 42” Height

24” Deep, Powered, with Modesty Panel and Double 10-Wire Rigid Wireway for use with Café Height Frames

Single-Sided Rectilinear Worksurfaces - 42” Height

24” Deep, Powered, with Modesty Panel and Double 10-Wire Rigid Wireway for use with Café Height Frames

	MODEL	D x W	MODEL NUMBER Basic Model	Edge Style	Grommet Location	Grommet Color	Surface Finish	Edge Color	Powdercoat Color	Approx. Packaged Weight	74P Edge (74P)	Knife Edge (KN)
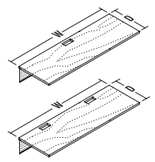 CZRC	**Single-Sided Applications with One or Two Cutout Options** • Support frames are specified separately • Predrilled for compatibility with café height bases • 42” assembled height • L and R grommet locations are centered for two users • Features perforated steel modesty panel • Double 10-wire rigid wireway included; receptacles, infeeds and table-to-table jumpers must be specified separately • Double 10-wire rigid wireway accommodates up to four receptacles • See grommet locations below • Villa Power Module cannot be installed in LH or RH cutouts of Connection Zone powered single-sided tables	24 x 60	CZBCWR2460D1MP	☐☐☐	☐☐☐	☐☐☐	☐☐☐	☐☐☐	☐☐	80.0#	$ 1193	$ 1231
		24 x 64	CZBCWR2464D1MP	☐☐☐	☐☐☐	☐☐☐	☐☐☐	☐☐☐	☐☐	84.0#	1253	1281
		24 x 66	CZBCWR2466D1MP	☐☐☐	☐☐☐	☐☐☐	☐☐☐	☐☐☐	☐☐	86.0#	1303	1320
		24 x 72	CZBCWR2472D1MP	☐☐☐	☐☐☐	☐☐☐	☐☐☐	☐☐☐	☐☐	94.0#	1320	1363
		24 x 78	CZBCWR2478D1MP	☐☐☐	☐☐☐	☐☐☐	☐☐☐	☐☐☐	☐☐	101.0#	1365	1409
		24 x 84	CZBCWR2484D1MP	☐☐☐	☐☐☐	☐☐☐	☐☐☐	☐☐☐	☐☐	108.0#	1396	1441
 CZRC	**Single-Sided Applications with One, Two or Three Cutout Options** • Support frames are specified separately • Predrilled for compatibility with café height bases • 42” assembled height • C and LCR grommet locations are centered for three users • L, R and LR grommet locations are centered for two users • Features perforated steel modesty panel • Double 10-wire rigid wireway included; receptacles, infeeds and table-to-table jumpers are specified separately • Double 10-wier rigid wireway accommodates up to four receptacles • See grommet locations below • Villa Power Module cannot be installed in LH or RH cutouts of Connection Zone powered single-sided tables	24 x 90	CZBCWR2490D1MP	☐☐☐	☐☐☐	☐☐☐	☐☐☐	☐☐☐	☐☐	116.0#	$ 1444	$ 1493
		24 x 96	CZBCWR2496D1MP	☐☐☐	☐☐☐	☐☐☐	☐☐☐	☐☐☐	☐☐	124.0#	1481	1530

Ⓐ Ⓑ Ⓒ Ⓓ Ⓔ Ⓕ Ⓖ

HOW TO ORDER

Indicate the following information on order form:
1. Quantity of each item.
2. Model number, including options. See “How To Build a Model Number”.
3. Any special service required.

Note: • The ☐ indicates that a choice is required.
- The absence of the ☐ indicates that no choice is required.
- Alpha-numeric characters in place of ☐ indicate that no other alternatives are available.

HOW TO BUILD A MODEL NUMBER

Ⓐ Select basic model.

Ⓑ Select edge style.

74P	- 74P edge
KN	- Knife edge

Ⓒ Select grommet location.

N	- No Grommet
L	- Grommet : Left; add $31
C	- Grommet : Center; add $31
R	- Grommet : Right; add $31
LR	- Grommet : Left/right; add $61
LCR	- Grommet : Left/center/right; add $92

N - Pick for all models
C - Pick for all models
L - Pick only for models 60” and longer
R - Pick only for models 60” and longer
LR - Pick only for models 60” and longer
LCR - Pick only for models 90” and longer

Ⓓ Select grommet color.
Refer to the **Product Color Options** page in this price list.

Ⓔ Select surface finish.
Refer to the **Product Color Options** page in this price list.

Ⓕ Select edge color.
Refer to the **Product Color Options** page in this price list.

Ⓖ Select modesty panel & wire access cover powdercoat finish.
Refer to the **Product Color Options** page in this price list.

SPECIAL SERVICES

Special Carton Marking

With specially marked information N/C

Shipping

Ships **assembled, FOB Bonduel, WI 54107, freight prepaid.** Freight class 125.

Specifications and prices are subject to change without prior notice.

Single-Sided Rectilinear Worksurfaces - 42” Height

30” Deep, Unpowered, with Modesty Panel for use with Café Height Frames

Single-Sided Rectilinear Worksurfaces - 42” Height

30” Deep, Unpowered, with Modesty Panel for use with Café Height Frames

	MODEL	D x W	MODEL NUMBER: Basic Model	Edge Style	Grommet Location	Grommet Color	Surface Finish	Edge Color	Powdercoat Color	Approx. Packaged Weight	74P Edge (74P)	Knife Edge (KN)
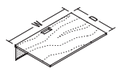 CZRC	**Single-Sided Applications with One Cutout Option** • Support frames are specified separately • Predrilled for compatibility with café height bases • 42” assembled height • C grommet option only • Features perforated steel modesty panel • Unpowered • See grommet locations below	30 x 48	CZBCWR30481MP	□□□	□□□	□□□	□□□	□□□	□□	66.0#	$ 664	$ 697
		30 x 54	CZBCWR30541MP	□□□	□□□	□□□	□□□	□□□	□□	75.0#	737	779
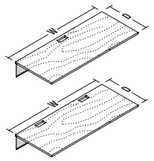 CZRC	**Single-Sided Applications with One or Two Cutout Options** • Support frames are specified separately • Predrilled for compatibility with café height bases • 42” assembled height • L and R grommet locations are centered for two users • Unpowered • Features perforated steel modesty panel • See grommet locations below	30 x 60	CZBCWR30601MP	□□□	□□□	□□□	□□□	□□□	□□	82.0#	$ 764	$ 805
		30 x 64	CZBCWR30641MP	□□□	□□□	□□□	□□□	□□□	□□	87.0#	831	895
		30 x 66	CZBCWR30661MP	□□□	□□□	□□□	□□□	□□□	□□	90.0#	900	955
		30 x 72	CZBCWR30721MP	□□□	□□□	□□□	□□□	□□□	□□	98.0#	920	972
		30 x 78	CZBCWR30781MP	□□□	□□□	□□□	□□□	□□□	□□	106.0#	1000	1059
		30 x 84	CZBCWR30841MP	□□□	□□□	□□□	□□□	□□□	□□	113.0#	1020	1078
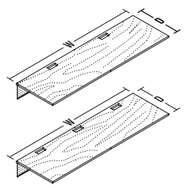 CZRC	**Single-Sided Applications with One, Two or Three Cutout Options** • Support frames are specified separately • Predrilled for compatibility with café height bases • 42” assembled height • C and LCR grommet locations are centered for three users • L, R and LR grommet locations are centered for two users • Unpowered • Features perforated steel modesty panel • See grommet locations below	30 x 90	CZBCWR30901MP	□□□	□□□	□□□	□□□	□□□	□□	121.0#	$ 1033	$ 1090
		30 x 96	CZBCWR30961MP	□□□	□□□	□□□	□□□	□□□	□□	129.0#	1059	1116

Ⓐ Ⓑ Ⓒ Ⓓ Ⓔ Ⓕ Ⓖ

HOW TO ORDER

Indicate the following information on order form:
1. Quantity of each item.
2. Model number, including options. See “How To Build a Model Number”.
3. Any special service required.

Note: • The □ indicates that a choice is required.
- The absence of the □ indicates that no choice is required.
- Alpha-numeric characters in place of □ indicate that no other alternatives are available.

HOW TO BUILD A MODEL NUMBER

Ⓐ Select basic model.

Ⓑ Select edge style.

74P	- 74P edge
KN	- Knife edge

Ⓒ Select grommet location.

N	- No Grommet
L	- Grommet : Left; add $31
C	- Grommet : Center; add $31
R	- Grommet : Right; add $31
LR	- Grommet : Left/right; add $61
LCR	- Grommet : Left/center/right; add $92

N - Pick for all models
C - Pick for all models
L - Pick only for models 60” and longer
R - Pick only for models 60” and longer
LR - Pick only for models 60” and longer
LCR - Pick only for models 90” and longer

Ⓓ Select grommet color.
Refer to the **Product Color Options** page in this price list.

Ⓔ Select surface finish.
Refer to the **Product Color Options** page in this price list.

Ⓕ Select edge color.
Refer to the **Product Color Options** page in this price list.

Ⓖ Select modesty panel powdercoat.
Refer to the **Product Color Options** page in this price list.

SPECIAL SERVICES

Special Carton Marking

With specially marked information	N/C

Shipping

Ships **assembled, FOB Bonduel, WI 54107, freight prepaid.** Freight class 125.

Specifications and prices are subject to change without prior notice.

Single-Sided Rectilinear Worksurfaces - 42” Height

30” Deep, Powered, with Modesty Panel and Single 10-Wire Rigid Wireway for use with Café Height Frames

Single-Sided Rectilinear Worksurfaces - 42” Height
30” Deep, Powered, with Modesty Panel and Single 10-Wire Rigid Wireway for use with Café Height Frames

	MODEL	D x W	MODEL NUMBER Basic Model	Edge Style	Grommet Location	Grommet Color	Surface Finish	Edge Color	Powdercoat Color	Approx. Packaged Weight	74P Edge (74P)	Knife Edge (KN)
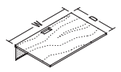 CZRC	**Single-Sided Applications with One Cutout Option** • Support frames are specified separately • Predrilled for compatibility with café height bases • 42” assembled height • C grommet option only • Features perforated steel modesty panel • Single 10-wire rigid wireway included; receptacles, infeeds and table-to-table jumpers must be specified separately • Single 10-wire rigid wireway accommodates up to two receptacles • See grommet locations below • Villa Power Module cannot be installed in LH or RH cutouts of Connection Zone powered single-sided tables	30 x 48	CZBCWR3048S1MP	□□□	□□□	□□□	□□□	□□□	□□	75.0#	$ 869	$ 902
		30 x 54	CZBCWR3054S1MP	□□□	□□□	□□□	□□□	□□□	□□	85.0#	955	995
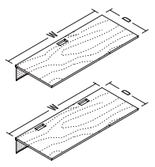 CZRC	**Single-Sided Applications with One or Two Cutout Options** • Support frames are specified separately • Predrilled for compatibility with café height bases • 42” assembled height • L and R grommet locations are centered for two users • Features perforated steel modesty panel • Single 10-wire rigid wireway included; receptacles, infeeds and table-to-table jumpers must be specified separately • Single 10-wire rigid wireway accommodates up to two receptacles • See grommet locations below • Villa Power Module cannot be installed in LH or RH cutouts of Connection Zone powered single-sided tables	30 x 60	CZBCWR3060S1MP	□□□	□□□	□□□	□□□	□□□	□□	93.0#	$ 1032	$ 1072
		30 x 72	CZBCWR3072S1MP	□□□	□□□	□□□	□□□	□□□	□□	110.0#	1252	1306
				Ⓐ	Ⓑ	Ⓒ	Ⓓ	Ⓔ	Ⓕ	Ⓖ		

HOW TO ORDER

Indicate the following information on order form:
1. Quantity of each item.
2. Model number, including options. See “How To Build a Model Number”.
3. Any special service required.

Note: • The □ indicates that a choice is required.
- The absence of the □ indicates that no choice is required.
- Alpha-numeric characters in place of □ indicate that no other alternatives are available.

HOW TO BUILD A MODEL NUMBER

Ⓐ Select basic model.

Ⓑ Select edge style.

74P	- 74P edge
KN	- Knife edge

Ⓒ Select grommet location.

N	- No Grommet
L	- Grommet : Left; add $31
C	- Grommet : Center; add $31
R	- Grommet : Right; add $31
LR	- Grommet : Left/right; add $61
LCR	- Grommet : Left/center/right; add $92

N - Pick for all models
C - Pick for all models
L - Pick only for models 60” and longer
R - Pick only for models 60” and longer
LR - Pick only for models 60” and longer
LCR - Pick only for models 90” and longer

Ⓓ Select grommet color.
Refer to the **Product Color Options** page in this price list.

Ⓔ Select surface finish.
Refer to the **Product Color Options** page in this price list.

Ⓕ Select edge color.
Refer to the **Product Color Options** page in this price list.

Ⓖ Select modesty panel & wire access cover powdercoat finish.
Refer to the **Product Color Options** page in this price list.

SPECIAL SERVICES

Special Carton Marking

With specially marked information N/C

Shipping

Ships **assembled, FOB Bonduel, WI 54107, freight prepaid.** Freight class 125.

Specifications and prices are subject to change without prior notice.

Single-Sided Rectilinear Worksurfaces - 42” Height

30” Deep, Powered, with Modesty Panel and Double 10-Wire Rigid Wireway for use with Café Height Frames

Single-Sided Rectilinear Worksurfaces - 42” Height

30” Deep, Powered, with Modesty Panel and Double 10-Wire Rigid Wireway for use with Café Height Frames

MODEL	D x W	MODEL NUMBER: Basic Model	Edge Style	Grommet Location	Grommet Color	Surface Finish	Edge Color	Powdercoat Color	Approx. Packaged Weight	74P Edge (74P)	Knife Edge (KN)
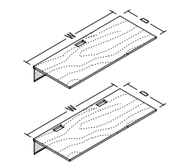 CZRC **Single-Sided Applications with One or Two Cutout Options** • Support frames are specified separately • Predrilled for compatibility with café height bases • 42” assembled height • L and R grommet locations are centered for two users • Features perforated steel modesty panel • Double 10-wire rigid wireway included; receptacles, infeeds and table-to-table jumpers must be specified separately • Double 10-wire rigid wireway accommodates up to four receptacles • See grommet locations below • Villa Power Module cannot be installed in LH or RH cutouts of Connection Zone powered single-sided tables	30 x 60	CZBCWR3060D1MP	□□□	□□□	□□□	□□□	□□□	□□	93.0#	$ 1227	$ 1268
	30 x 64	CZBCWR3064D1MP	□□□	□□□	□□□	□□□	□□□	□□	99.0#	1281	1340
	30 x 66	CZBCWR3066D1MP	□□□	□□□	□□□	□□□	□□□	□□	101.0#	1352	1404
	30 x 72	CZBCWR3072D1MP	□□□	□□□	□□□	□□□	□□□	□□	110.0#	1411	1463
	30 x 78	CZBCWR3078D1MP	□□□	□□□	□□□	□□□	□□□	□□	119.0#	1473	1528
	30 x 84	CZCBWR3084D1MP	□□□	□□□	□□□	□□□	□□□	□□	126.0#	1502	1560
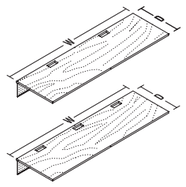 CZRC **Single-Sided Applications with One, Two or Three Cutout Options** • Support frames are specified separately • Predrilled for compatibility with café height bases • 42” assembled height • C and LCR grommet locations are centered for three users • L, R and LR grommet locations are centered for two users • Features perforated steel modesty panel • Double 10-wire rigid wireway included; receptacles, infeeds and table-to-table jumpers are specified separately • Double 10-wire rigid wireway accommodates up to four receptacles • See grommet locations below • Villa Power Module cannot be installed in LH or RH cutouts of Connection Zone powered single-sided tables	30 x 90	CZBCWR3090D1MP	□□□	□□□	□□□	□□□	□□□	□□	136.0#	$ 1531	$ 1588
	30 x 96	CZBCWR3096D1MP	□□□	□□□	□□□	□□□	□□□	□□	145.0#	1567	1626
			Ⓑ	Ⓒ	Ⓓ	Ⓔ	Ⓕ	Ⓖ			

HOW TO ORDER

Indicate the following information on order form:
1. Quantity of each item.
2. Model number, including options. See “How To Build a Model Number”.
3. Any special service required.

Note: • The □ indicates that a choice is required.
- The absence of the □ indicates that no choice is required.
- Alpha-numeric characters in place of □ indicate that no other alternatives are available.

HOW TO BUILD A MODEL NUMBER

Ⓐ Select basic model.

Ⓑ Select edge style.

74P	- 74P edge
KN	- Knife edge

Ⓒ Select grommet location.

N	- No Grommet
L	- Grommet : Left; add $31
C	- Grommet : Center; add $31
R	- Grommet : Right; add $31
LR	- Grommet : Left/right; add $61
LCR	- Grommet : Left/center/right; add $92

N - Pick for all models
C - Pick for all models
L - Pick only for models 60” and longer
R - Pick only for models 60” and longer
LR - Pick only for models 60” and longer
LCR - Pick only for models 90” and longer

Ⓓ Select grommet color.
Refer to the **Product Color Options** page in this price list.

Ⓔ Select surface finish.
Refer to the **Product Color Options** page in this price list.

Ⓕ Select edge color.
Refer to the **Product Color Options** page in this price list.

Ⓖ Select modesty panel & wire access cover powdercoat finish.
Refer to the **Product Color Options** page in this price list.

SPECIAL SERVICES

Special Carton Marking

With specially marked information	N/C

Shipping

Ships **assembled, FOB Bonduel, WI 54107, freight prepaid.** Freight class 125.

Specifications and prices are subject to change without prior notice.

Teaming Rectilinear Worksurfaces - 42” Height

42” Deep, Unpowered with Two Modesty Panels for use with Café Height Frames

Teaming Rectilinear Worksurfaces - 42” Height

42” Deep, Unpowered with Two Modesty Panels for use with Café Height Frames

	MODEL	D x W	MODEL NUMBER: Basic Model	Edge Style	Grommet Location	Grommet Color	Surface Finish	Edge Color	Powdercoat Color	Approx. Packaged Weight	74P Edge (74P)	Knife Edge (KN)
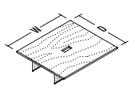 CZRC	**One Cutout Option** • Single piece top • Specify only with 24” fixed café height frames, specified separately • 9” clearance between modesty panel and edge of worksurface and is intended for standing approach only • Knife edge when specified is featured on width dimensions only • Features modesty panels along width dimensions on both sides • C grommet option only • Unpowered • See grommet locations below	42 x 48	CZBCWR4248TMP	□□□	□□□	□□□	□□□	□□□	□□	98.0#	$ 993	$ 1026
		42 x 54	CZBCWR4254TMP	□□□	□□□	□□□	□□□	□□□	□□	111.0#	1089	1131
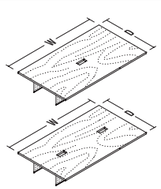 CZRC	**One or Two Cutout Options** • Single piece top • Specify only with 24” fixed café height frames, specified separately • 9” clearance between modesty panel and edge of worksurface and is intended for standing approach only • Knife edge when specified is featured on width dimensions only • Features modesty panels along width dimensions on both sides • LR grommet locations are centered for two users • Unpowered • See grommet locations below	42 x 60	CZBCWR4260TMP	□□□	□□□	□□□	□□□	□□□	□□	122.0#	$ 1144	$ 1185
		42 x 66	CZBCWR4266TMP	□□□	□□□	□□□	□□□	□□□	□□	134.0#	1318	1370
		42 x 72	CZBCWR4272TMP	□□□	□□□	□□□	□□□	□□□	□□	145.0#	1355	1409
		42 x 78	CZBCWR4278TMP	□□□	□□□	□□□	□□□	□□□	□□	157.0#	1462	1520
		42 x 84	CZBCWR4284TMP	□□□	□□□	□□□	□□□	□□□	□□	170.0#	1500	1557

Ⓐ Ⓑ Ⓒ Ⓓ Ⓔ Ⓕ Ⓖ

HOW TO ORDER

Indicate the following information on order form:
1. Quantity of each item.
2. Model number, including options. See “How To Build a Model Number”.
3. Any special service required.

Note: • The □ indicates that a choice is required.
- The absence of the □ indicates that no choice is required.
- Alpha-numeric characters in place of □ indicate that no other alternatives are available.

HOW TO BUILD A MODEL NUMBER

Ⓐ Select basic model.

Ⓑ Select edge style.

74P	- 74P edge
KN	- Knife edge

Ⓒ Select grommet location.

N	- No Grommet
C	- Grommet : Center; add $31
LR	- Grommet : Left/right; add $61
LCR	- Grommet : Left/center/right; add $92

N - Pick for all models
C - Pick for all models
LR - Pick only for models 60” and longer
LCR - Pick only for models 90” and longer

Ⓓ Select grommet color.
Refer to the **Product Color Options** page in this price list.

Ⓔ Select surface finish.
Refer to the **Product Color Options** page in this price list.

Ⓕ Select edge color.
Refer to the **Product Color Options** page in this price list.

Ⓖ Select cable tray powder coat color.
Refer to the **Product Color Options** page in this price list.

SPECIAL SERVICES

Special Carton Marking

With specially marked information	N/C

Shipping

Ships **assembled, FOB Bonduel, WI 54107, freight prepaid.** Freight class 125.

Specifications and prices are subject to change without prior notice.

Teaming Rectilinear Worksurfaces - 42” Height

42” Deep, Unpowered with Two Modesty Panels for use with Café Height Frames

Teaming Rectilinear Worksurfaces - 42” Height

42” Deep, Unpowered with Two Modesty Panels for use with Café Height Frames

	MODEL	D x W	MODEL NUMBER: Basic Model	Edge Style	Grommet Location	Grommet Color	Surface Finish	Edge Color	Powdercoat Color	Approx. Packaged Weight	74P Edge (74P)	Knife Edge (KN)
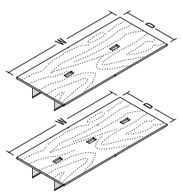 CZRC	**One, Two or Three Cutout Options** • Single piece top • Specify only with 24” fixed café height frames, specified separately • 9” clearance between modesty panel and edge of worksurface and is intended for standing approach only • Knife edge when specified is featured on width dimensions only • Features modesty panels along width dimensions on both sides • C and LCR grommet locations are centered for three users • LR grommet locations are centered for two users • Unpowered • See grommet locations below	42 x 90	CZBCWR4290TMP	□□□	□□□	□□□	□□□	□□□	□□	181.0#	$ 1522	$ 1578
		42 x 96	CZBCWR4296TMP	□□□	□□□	□□□	□□□	□□□	□□	192.0#	1568	1626
				Ⓑ	Ⓒ	Ⓓ	Ⓔ	Ⓕ	Ⓖ			

HOW TO ORDER

Indicate the following information on order form:
1. Quantity of each item.
2. Model number, including options. See “How To Build a Model Number”.
3. Any special service required.

Note: • The □ indicates that a choice is required.
- The absence of the □ indicates that no choice is required.
- Alpha-numeric characters in place of □ indicate that no other alternatives are available.

HOW TO BUILD A MODEL NUMBER

Ⓐ Select basic model.

Ⓑ Select edge style.

74P	- 74P edge
KN	- Knife edge

Ⓒ Select grommet location.

N	- No Grommet
C	- Grommet : Center; add $31
LR	- Grommet : Left/right; add $61
LCR	- Grommet : Left/center/right; add $92

N - Pick for all models
C - Pick for all models
LR - Pick only for models 60” and longer
LCR - Pick only for models 90” and longer

Ⓓ Select grommet color.
Refer to the **Product Color Options** page in this price list.

Ⓔ Select surface finish.
Refer to the **Product Color Options** page in this price list.

Ⓕ Select edge color.
Refer to the **Product Color Options** page in this price list.

Ⓖ Select cable tray powder coat color.
Refer to the **Product Color Options** page in this price list.

SPECIAL SERVICES

Special Carton Marking

With specially marked information	N/C

Shipping

Ships **assembled, FOB Bonduel, WI 54107, freight prepaid.** Freight class 125.

Specifications and prices are subject to change without prior notice.

Teaming Rectilinear Worksurfaces - 42” Height

42” Deep, Powered with Single 10-Wire Rigid Wireway and Two Modesty Panels for use with Café Height Frames

Teaming Rectilinear Worksurfaces - 42” Height

42” Deep, Powered with Single 10-Wire Rigid Wireway and Two Modesty Panels for use with Café Height Frames

	MODEL	D x W	MODEL NUMBER Basic Model	Edge Style	Grommet Location	Grommet Color	Surface Finish	Edge Color	Powdercoat Color	Approx. Packaged Weight	74P Edge (74P)	Knife Edge (KN)
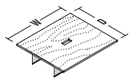 CZRC	**One Cutout Option** • Single piece top • Specify only with 24” fixed café height frames, specified separately • 9” clearance between modesty panel and edge of worksurface and is intended for standing approach only • Knife edge when specified is featured on width dimensions only • Features modesty panels along width dimensions on both sides • Single 10-wire rigid wireway included; receptacles, infeeds and table-to-table jumpers are specified separately • Single 10-wire rigid wireway accommodates up to two receptacles • C grommet option only • See grommet locations below	42 x 48	CZBCWR4248STMP	□□□	□□□	□□□	□□□	□□□	□□	105.0#	$ 1162	$ 1233
		42 x 54	CZBCWR4254STMP	□□□	□□□	□□□	□□□	□□□	□□	119.0#	1306	1349
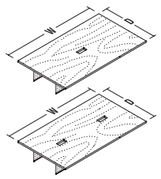 CZRC	**One or Two Cutout Options** • Single piece top • Specify only with 24” fixed café height frames, specified separately • 9” clearance between modesty panel and edge of worksurface and is intended for standing approach only • Knife edge when specified is featured on width dimensions only • Features modesty panels along width dimensions on both sides • Single 10-wire rigid wireway included; receptacles, infeeds and table-to-table jumpers are specified separately • Single 10-wire rigid wireway accommodates up to two receptacles • LR grommet locations are centered for two users • See grommet locations below	42 x 60	CZBCWR4260STMP	□□□	□□□	□□□	□□□	□□□	□□	131.0#	$ 1413	$ 1453
		42 x 72	CZBCWR4272STMP	□□□	□□□	□□□	□□□	□□□	□□	155.0#	1688	1744

Ⓐ Ⓑ Ⓒ Ⓓ Ⓔ Ⓕ Ⓖ

HOW TO ORDER

Indicate the following information on order form:
1. Quantity of each item.
2. Model number, including options. See “How To Build a Model Number”.
3. Any special service required.

Note: • The □ indicates that a choice is required.
- The absence of the □ indicates that no choice is required.
- Alpha-numeric characters in place of □ indicate that no other alternatives are available.

HOW TO BUILD A MODEL NUMBER

Ⓐ Select basic model.

Ⓑ Select edge style.

74P	- 74P edge
KN	- Knife edge

Ⓒ Select grommet location.

N	- No Grommet
C	- Grommet : Center; add $31
LR	- Grommet : Left/right; add $61
LCR	- Grommet : Left/center/right; add $92

N - Pick for all models
C - Pick for all models
LR - Pick only for models 60” and longer
LCR - Pick only for models 90” and longer

Ⓓ Select grommet color.
Refer to the **Product Color Options** page in this price list.

Ⓔ Select surface finish.
Refer to the **Product Color Options** page in this price list.

Ⓕ Select edge color.
Refer to the **Product Color Options** page in this price list.

Ⓖ Select power channel and cable tray powdercoat color.
Refer to the **Product Color Options** page in this price list.

SPECIAL SERVICES

Special Carton Marking

With specially marked information N/C

Shipping

Ships **assembled, FOB Bonduel, WI 54107, freight prepaid.** Freight class 125.

Specifications and prices are subject to change without prior notice.

Teaming Rectilinear Worksurfaces - 42” Height

42” Deep, Powered with Double 10-Wire Rigid Wireway and Two Modesty Panels for use with Café Height Frames

Teaming Rectilinear Worksurfaces - 42” Height

42” Deep, Powered with Double 10-Wire Rigid Wireway and Two Modesty Panels for use with Café Height Frames

	MODEL	D x W	MODEL NUMBER: Basic Model	Edge Style	Grommet Location	Grommet Color	Surface Finish	Edge Color	Powdercoat Color	Approx. Packaged Weight	74P Edge (74P)	Knife Edge (KN)
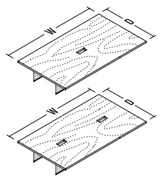 CZRC	**One or Two Cutout Options** • Single piece top • Specify only with 24” fixed café height frames, specified separately • 9” clearance between modesty panel and edge of worksurface and is intended for standing approach only • Knife edge when specified is featured on width dimensions only • Features modesty panels along width dimensions front and back • Double 10-wire rigid wireway included; receptacles, infeeds and table-to-table jumpers are specified separately • Double 10-wire rigid wireway accommodates up to four receptacles • LR grommet locations are centered for two users • See grommet locations below	42 x 60	CZBCWR4260DTMP	□□□	□□□	□□□	□□□	□□□	□□	133.0#	$ 1608	$ 1651
		42 x 66	CZBCWR4266DTMP	□□□	□□□	□□□	□□□	□□□	□□	146.0#	1764	1819
		42 x 72	CZBCWR4272DTMP	□□□	□□□	□□□	□□□	□□□	□□	157.0#	1845	1900
		42 x 78	CZBCWR4278DTMP	□□□	□□□	□□□	□□□	□□□	□□	171.0#	1934	1989
		42 x 84	CZBCWR4284DTMP	□□□	□□□	□□□	□□□	□□□	□□	184.0#	1984	2046
CZRC	**One, Two or Three Cutout Options** • Single piece top • Specify only with 24” fixed café height frames, specified separately • 9” clearance between modesty panel and edge of worksurface and is intended for standing approach only • Knife edge when specified is featured on width dimensions only • Features modesty panels along width dimensions front and back • Double 10-wire rigid wireway included; receptacles, infeeds and table-to-table jumpers are specified separately • Double 10-wire rigid wireway accommodates up to four receptacles • LR grommet locations are centered for two users • See grommet locations below	42 x 90	CZBCWR4290DTMP	□□□	□□□	□□□	□□□	□□□	□□	197.0#	$ 2020	$ 2076
		42 x 96	CZBCWR4296DTMP	□□□	□□□	□□□	□□□	□□□	□□	208.0#	2080	2138
				Ⓐ	Ⓑ	Ⓒ	Ⓓ	Ⓔ	Ⓕ	Ⓖ		

HOW TO ORDER

Indicate the following information on order form:
1. Quantity of each item.
2. Model number, including options. See “How To Build a Model Number”.
3. Any special service required.

Note: • The □ indicates that a choice is required.
- The absence of the □ indicates that no choice is required.
- Alpha-numeric characters in place of □ indicate that no other alternatives are available.

HOW TO BUILD A MODEL NUMBER

Ⓐ Select basic model.

Ⓑ Select edge style.

74P	- 74P edge
KN	- Knife edge

Ⓒ Select grommet location.

N	- No Grommet
C	- Grommet : Center; add $31
LR	- Grommet : Left/right; add $61
LCR	- Grommet : Left/center/right; add $92

N - Pick for all models
C - Pick for all models
LR - Pick only for models 60” and longer
LCR - Pick only for models 90” and longer

Ⓓ Select grommet color.
Refer to the **Product Color Options** page in this price list.

Ⓔ Select surface finish.
Refer to the **Product Color Options** page in this price list.

Ⓕ Select edge color.
Refer to the **Product Color Options** page in this price list.

Ⓖ Select power channel and cable tray powdercoat color.
Refer to the **Product Color Options** page in this price list.

SPECIAL SERVICES

Special Carton Marking

With specially marked information	N/C

Shipping

Ships **assembled, FOB Bonduel, WI 54107, freight prepaid.** Freight class 125.

Specifications and prices are subject to change without prior notice.

Teaming Rectilinear Worksurfaces - 42” Height

48” Deep, Unpowered with Two Modesty Panels for use with Café Height Frames

Teaming Rectilinear Worksurfaces - 42” Height

48” Deep, Unpowered with Two Modesty Panels for use with Café Height Frames

	MODEL	D x W	MODEL NUMBER: Basic Model	Edge Style Ⓑ	Grommet Location Ⓒ	Grommet Color Ⓓ	Surface Finish Ⓔ	Edge Color Ⓕ	Powdercoat Color Ⓖ	Approx. Packaged Weight	74P Edge (74P)	Knife Edge (KN)
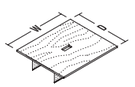 CZRC	**One Cutout Option** • Single piece top • Specify only with 24” fixed café height frames, specified separately • 12” clearance between modesty panel & edge of worksurface offers stool seating • Knife edge when specified is featured on width dimensions only • Features modesty panels along width dimensions front and back • C grommet option only • Unpowered • See grommet locations below	48 x 48	CZBCWR4848TMP	□□□	□□□	□□□	□□□	□□□	□□	98.0#	$ 995	$ 1027
		48 x 54	CZBCWR4854TMP	□□□	□□□	□□□	□□□	□□□	□□	111.0#	1090	1131
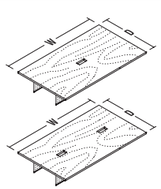 CZRC	**One or Two Cutout Options** • Single piece top • Specify only with 24” fixed café height frames, specified separately • 12” clearance between modesty panel & edge of worksurface offers stool seating • Knife edge when specified is featured on width dimensions only • Features modesty panels along width dimensions front and back • LR grommet locations are centered for two users • Unpowered • See grommet locations below	48 x 60	CZBCWR4860TMP	□□□	□□□	□□□	□□□	□□□	□□	122.0#	$ 1144	$ 1187
		48 x 66	CZBCWR4866TMP	□□□	□□□	□□□	□□□	□□□	□□	134.0#	1319	1372
		48 x 72	CZBCWR4872TMP	□□□	□□□	□□□	□□□	□□□	□□	145.0#	1356	1411
		48 x 78	CZBCWR4878TMP	□□□	□□□	□□□	□□□	□□□	□□	157.0#	1462	1520
		48 x 84	CZBCWR4884TMP	□□□	□□□	□□□	□□□	□□□	□□	170.0#	1500	1557

Ⓐ Ⓑ Ⓒ Ⓓ Ⓔ Ⓕ Ⓖ

HOW TO ORDER

Indicate the following information on order form:
1. Quantity of each item.
2. Model number, including options. See “How To Build a Model Number”.
3. Any special service required.

Note: • The □ indicates that a choice is required.
- The absence of the □ indicates that no choice is required.
- Alpha-numeric characters in place of □ indicate that no other alternatives are available.

HOW TO BUILD A MODEL NUMBER

Ⓐ Select basic model.

Ⓑ Select edge style.

74P	- 74P edge
KN	- Knife edge

Ⓒ Select grommet location.

N	- No Grommet
C	- Grommet : Center; add $31
LR	- Grommet : Left/right; add $61
LCR	- Grommet : Left/center/right; add $92

N - Pick for all models
C - Pick for all models
LR - Pick only for models 60” and longer
LCR - Pick only for models 90” and longer

Ⓓ Select grommet color.
Refer to the **Product Color Options** page in this price list.

Ⓔ Select surface finish.
Refer to the **Product Color Options** page in this price list.

Ⓕ Select edge color.
Refer to the **Product Color Options** page in this price list.

Ⓖ Select cable tray powder coat color.
Refer to the **Product Color Options** page in this price list.

SPECIAL SERVICES

Special Carton Marking

With specially marked information	N/C

Shipping

Ships **assembled, FOB Bonduel, WI 54107, freight prepaid.** Freight class 125.

Specifications and prices are subject to change without prior notice.

Teaming Rectilinear Worksurfaces - 42” Height

48” Deep, Unpowered with Two Modesty Panels for use with Café Height Frames

Teaming Rectilinear Worksurfaces - 42” Height

48” Deep, Unpowered with Two Modesty Panels for use with Café Height Frames

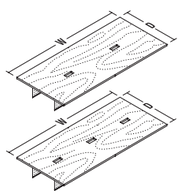

CZRC

MODEL	D x W	MODEL NUMBER: Basic Model	Edge Style Ⓑ	Grommet Location Ⓒ	Grommet Color Ⓓ	Surface Finish Ⓔ	Edge Color Ⓕ	Powdercoat Color Ⓖ	Approx. Packaged Weight	74P Edge (74P)	Knife Edge (KN)
One, Two or Three Cutout Options • Single piece top • Specify only with 24” fixed café height frames, specified separately • 12” clearance between modesty panel & edge of worksurface offers stool seating • Knife edge when specified is featured on width dimensions only • Features modesty panels along width dimensions front and back • C and LCR grommet locations are centered for three users • LR grommet locations are centered for two users • Unpowered • See grommet locations below	48 x 90	CZBCWR4890TMP	□□□	□□□	□□□	□□□	□□□	□□	181.0#	$ 1523	$ 1581
	48 x 96	CZBCWR4896TMP	□□□	□□□	□□□	□□□	□□□	□□	192.0#	1571	1627
			Ⓐ								

HOW TO ORDER

Indicate the following information on order form:
1. Quantity of each item.
2. Model number, including options. See “How To Build a Model Number”.
3. Any special service required.

Note: • The □ indicates that a choice is required.
- The absence of the □ indicates that no choice is required.
- Alpha-numeric characters in place of □ indicate that no other alternatives are available.

HOW TO BUILD A MODEL NUMBER

Ⓐ Select basic model.

Ⓑ Select edge style.

74P	- 74P edge
KN	- Knife edge

Ⓒ Select grommet location.

N	- No Grommet
C	- Grommet : Center; add $31
LR	- Grommet : Left/right; add $61
LCR	- Grommet : Left/center/right; add $92

N - Pick for all models
C - Pick for all models
LR - Pick only for models 60” and longer
LCR - Pick only for models 90” and longer

Ⓓ Select grommet color.
Refer to the **Product Color Options** page in this price list.

Ⓔ Select surface finish.
Refer to the **Product Color Options** page in this price list.

Ⓕ Select edge color.
Refer to the **Product Color Options** page in this price list.

Ⓖ Select cable tray powder coat color.
Refer to the **Product Color Options** page in this price list.

SPECIAL SERVICES

Special Carton Marking

With specially marked information	N/C

Shipping

Ships **assembled, FOB Bonduel, WI 54107, freight prepaid.** Freight class 125.

Specifications and prices are subject to change without prior notice.

Teaming Rectilinear Worksurfaces - 42” Height

48” Deep, Powered with Single 10-Wire Rigid Wireway and Two Modesty Panels for use with Café Height Frames

Teaming Rectilinear Worksurfaces - 42” Height

48” Deep, Powered with Single 10-Wire Rigid Wireway and Two Modesty Panels for use with Café Height Frames

	MODEL	D x W	MODEL NUMBER Basic Model	Edge Style	Grommet Location	Grommet Color	Surface Finish	Edge Color	Powdercoat Color	Approx. Packaged Weight	74P Edge (74P)	Knife Edge (KN)
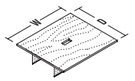 CZRC	**One Cutout Option** • Single piece top • Specify only with 24” fixed café height frames, specified separately • 12” clearance between modesty panel & edge of worksurface offers stool seating • Knife edge when specified is featured on width dimensions only • Features modesty panels along width dimensions front and back • Single 10-wire rigid wireway included; receptacles, infeeds and table-to-table jumpers are specified separately • Single 10-wire rigid wireway accommodates up to two receptacles • C grommet option only • See grommet locations below	48 x 48	CZBCWR4848STMP	□□□	□□□	□□□	□□□	□□□	□□	105.0#	$ 1200	$ 1233
		48 x 54	CZBCWR4854STMP	□□□	□□□	□□□	□□□	□□□	□□	119.0#	1309	1350
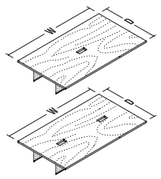 CZRC	**One or Two Cutout Options** • Single piece top • Specify only with 24” fixed café height frames, specified separately • 12” clearance between modesty panel & edge of worksurface offers stool seating • Knife edge when specified is featured on width dimensions only • Features modesty panels along width dimensions front and back • Single 10-wire rigid wireway included; receptacles, infeeds and table-to-table jumpers are specified separately • Single 10-wire rigid wireway accommodates up to two receptacles • LR grommet locations are centered for two users • See grommet locations below	48 x 60	CZBCWR4860STMP	□□□	□□□	□□□	□□□	□□□	□□	131.0#	$ 1414	$ 1460
		48 x 72	CZBCWR4872STMP	□□□	□□□	□□□	□□□	□□□	□□	155.0#	1694	1748

Ⓐ Ⓑ Ⓒ Ⓓ Ⓔ Ⓕ Ⓖ

HOW TO ORDER

Indicate the following information on order form:
1. Quantity of each item.
2. Model number, including options. See “How To Build a Model Number”.
3. Any special service required.

Note: • The □ indicates that a choice is required.
- The absence of the □ indicates that no choice is required.
- Alpha-numeric characters in place of □ indicate that no other alternatives are available.

HOW TO BUILD A MODEL NUMBER

Ⓐ Select basic model.

Ⓑ Select edge style.

74P	- 74P edge
KN	- Knife edge

Ⓒ Select grommet location.

N	- No Grommet
C	- Grommet : Center; add $31
LR	- Grommet : Left/right; add $61
LCR	- Grommet : Left/center/right; add $92

N - Pick for all models
C - Pick for all models
LR - Pick only for models 60” and longer
LCR - Pick only for models 90” and longer

Ⓓ Select grommet color.
Refer to the **Product Color Options** page in this price list.

Ⓔ Select surface finish.
Refer to the **Product Color Options** page in this price list.

Ⓕ Select edge color.
Refer to the **Product Color Options** page in this price list.

Ⓖ Select power channel and cable tray powdercoat color.
Refer to the **Product Color Options** page in this price list.

SPECIAL SERVICES

Special Carton Marking

With specially marked information N/C

Shipping

Ships **assembled, FOB Bonduel, WI 54107, freight prepaid.** Freight class 125.

Specifications and prices are subject to change without prior notice.

Teaming Rectilinear Worksurfaces - 42” Height

48” Deep, Powered with Double 10-Wire Rigid Wireway and Two Modesty Panels for use with Café Height Frames

Teaming Rectilinear Worksurfaces - 42” Height

48” Deep, Powered with Double 10-Wire Rigid Wireway and Two Modesty Panels for use with Café Height Frames

	MODEL	D x W	MODEL NUMBER Basic Model	Edge Style	Grommet Location	Grommet Color	Surface Finish	Edge Color	Powdercoat Color	Approx. Packaged Weight	74P Edge (74P)	Knife Edge (KN)
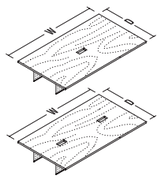 CZRC	**One or Two Cutout Options** • Single piece top • Specify only with 24” fixed café height frames, specified separately • 12” clearance between modesty panel and edge of worksurface offers stool seating • Knife edge when specified is featured on width dimensions only • Features modesty panels along width dimensions front and back • LR grommet locations are centered for two users • Double 10-wire rigid wireway included; receptacles, infeeds and table-to-table jumpers are specified separately • Double 10-wire rigid wireway accommodates up to four receptacles • See grommet locations below	48 x 60	CZBCWR4860DTMP	□□□	□□□	□□□	□□□	□□□	□□	133.0#	$ 1615	$ 1655
		48 x 66	CZBCWR4866DTMP	□□□	□□□	□□□	□□□	□□□	□□	146.0#	1773	1826
		48 x 72	CZBCWR4872DTMP	□□□	□□□	□□□	□□□	□□□	□□	157.0#	1851	1907
		48 x 78	CZBCWR4878DTMP	□□□	□□□	□□□	□□□	□□□	□□	171.0#	1939	1997
		48 x 84	CZBCWR4884DTMP	□□□	□□□	□□□	□□□	□□□	□□	184.0#	1988	2046
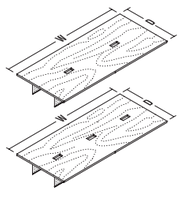 CZRC	**One, Two or Three Cutout Options** • Single piece top • Specify only with 24” fixed cafe height frames, specified separately • 12” clearance between modesty panel and edge of worksurface offers stool seating • Knife edge when specified is featured on width dimensions only • Features modesty panels along width dimensions front and back • LR grommet locations are centered for two users • Double 10-wire rigid wireway included; receptacles, infeeds and table-to-table jumpers are specified separately • Double 10-wire rigid wireway accommodates up to four receptacles • See grommet locations below	48 x 90	CZBCWR4890DTMP	□□□	□□□	□□□	□□□	□□□	□□	197.0#	$ 2026	$ 2081
		48 x 96	CZBCWR4896DTMP	□□□	□□□	□□□	□□□	□□□	□□	208.0#	2085	2143
				Ⓑ	Ⓒ	Ⓓ	Ⓔ	Ⓕ	Ⓖ			

HOW TO ORDER

Indicate the following information on order form:
1. Quantity of each item.
2. Model number, including options. See “How To Build a Model Number”.
3. Any special service required.

Note: • The □ indicates that a choice is required.
- The absence of the □ indicates that no choice is required.
- Alpha-numeric characters in place of □ indicate that no other alternatives are available.

HOW TO BUILD A MODEL NUMBER

Ⓐ Select basic model.

Ⓑ Select edge style.

74P	- 74P edge
KN	- Knife edge

Ⓒ Select grommet location.

N	- No Grommet
C	- Grommet : Center; add $31
LR	- Grommet : Left/right; add $61
LCR	- Grommet : Left/center/right; add $92

N - Pick for all models
C - Pick for all models
LR - Pick only for models 60” and longer
LCR - Pick only for models 90” and longer

Ⓓ Select grommet color.
Refer to the **Product Color Options** page in this price list.

Ⓔ Select surface finish.
Refer to the **Product Color Options** page in this price list.

Ⓕ Select edge color.
Refer to the **Product Color Options** page in this price list.

Ⓖ Select power channel and cable tray powdercoat color.
Refer to the **Product Color Options** page in this price list.

SPECIAL SERVICES

Special Carton Marking

With specially marked information	N/C

Shipping

Ships **assembled, FOB Bonduel, WI 54107, freight prepaid.** Freight class 125.

Specifications and prices are subject to change without prior notice.

24” Fixed, 42” Height Frame

Supports Single-Sided 24” Deep or Teaming Worksurfaces

24” Fixed, 42” Height Frame
Supports Single-Sided 24” Deep or Teaming Worksurfaces

	MODEL	D x H	MODEL NUMBER Basic Model	Paint Color	Glide Color	Approx. Packaged Weight	Delivered Pricing
 CZCH	**24” Single-Sided Stand-alone/Starter Frame** • Includes two 24” fixed end legs that are non-handed and integrated telescopic beam • For use under 24” deep fixed single sided or 42” or 48” teaming table rectilinear worksurfaces in 42” café height applications • Accommodates worksurface width of 48” or range of 54-72” or 78-96” • 10” clearance to beam on 24” single-sided worksurfaces • 9” clearance to modesty panels on 42” teaming worksurfaces • 12” clearance to modesty panels on 48” teaming worksurfaces • Frame on café height tables is inset from outside edge of worksurfaces in stand-alone/starter configurations • 42” finished height when fully assembled with worksurface	24 x 40-3/8	CZBCSS2448/F	☐☐	GCL	51.0#	$ 1005
		24 x 40-3/8	CZBCSS245472/F	☐☐	GCL	55.0#	1086
		24 x 40-3/8	CZBCSS247896/F	☐☐	GCL	59.0#	1092
 CZCH	**24” Single-Sided Adder Frame** • Includes one 24” intermediate fixed leg that is non-handed and integrated telescopic beam • Requires attachment to 24” deep fixed 42” height starter frame; may not be used alone. • For use under 24” deep fixed single sided or 42” or 48” teaming table rectilinear worksurfaces in 42” café height applications • Accommodates worksurface width of 48” or range of 54-72” or 78-96” • 10” clearance to beam on 24” single-sided worksurfaces • 9” clearance to modesty panels on 42” teaming worksurfaces • 12” clearance to modesty panels on 48” teaming worksurfaces • 42” finished height when fully assembled with worksurface	24 x 40-3/8	CZBCSA2448/F	☐☐	GCL	30.0#	$ 556
		24 x 40-3/8	CZBCSA245472/F	☐☐	GCL	34.0#	636
		24 x 40-3/8	CZBCSA247896/F	☐☐	GCL	38.0#	648

Ⓐ Ⓑ Ⓒ

HOW TO ORDER

Indicate the following information on order form:
1. Quantity of each item.
2. Model number, including options. See “How To Build a Model Number”.
3. Any special service required.

Note: • The ☐ indicates that a choice is required.
- The absence of the ☐ indicates that no choice is required.
- Alpha-numeric characters in place of ☐ indicate that no other alternatives are available.

HOW TO BUILD A MODEL NUMBER

Ⓐ Select basic model.

Ⓑ Select powdercoat.
Refer to the **Product Color Options** page in this price list.

Ⓒ Select glide color.

GCL	- Clear

SPECIAL SERVICES

Special Carton Marking

With specially marked information	N/C

Shipping

Ships **knocked down, FOB Bonduel, WI 54107, freight prepaid.** Freight class 125.

Specifications and prices are subject to change without prior notice.

30” Fixed, 42” Height Frame
Supports Single-Sided 30” Deep Worksurfaces

30” Fixed, 42” Height Frame
Supports Single-Sided 30” Deep Worksurfaces

	MODEL	D x H	MODEL NUMBER Basic Model	Paint Color	Glide Color	Approx. Packaged Weight	Delivered Pricing
 CZCH	**30” Single-Sided Stand-alone/Starter Telescopic Beam Frame** • Includes one 30” deep left leg and one 30” deep right leg and integrated telescopic beam • For use under a 30” deep fixed single sided café height worksurface only • Accommodates worksurface width of 48” or range of 54-72” or 78-96” • 16” knee clearance to beam • 42” finished height when fully assembled with worksurface	30 x 40-3/8	CZBCSS3048/F	□□	GCL	53.0#	$ 1048
		30 x 40-3/8	CZBCSS305472/F	□□	GCL	57.0#	1128
		30 x 40-3/8	CZBCSS307896/F	□□	GCL	61.0#	1137
 CZCH	**30” Single-Sided Adder Telescopic Beam Frame** • Includes one intermediate 30” fixed leg that is non-handed and integrated telescopic beam • Requires attachment to 30” deep fixed 42” height starter frame; may not be used alone. • For use under a 30” deep fixed single sided café height worksurface only • Accommodates worksurface width of 48” or range of 54-72” or 78-96” • 16” knee clearance to beam • 42” finished height when fully assembled with worksurface	30 x 40-3/8	CZBCSA3048/F	□□	GCL	30.0#	$ 579
		30 x 40-3/8	CZBCSA305472/F	□□	GCL	34.0#	659
		30 x 40-3/8	CZBCSA307896/F	□□	GCL	38.0#	667
			Ⓐ	Ⓑ	Ⓒ		

HOW TO ORDER

Indicate the following information on order form:
1. Quantity of each item.
2. Model number, including options. See “How To Build a Model Number”.
3. Any special service required.

Note: • The □ indicates that a choice is required.
- The absence of the □ indicates that no choice is required.
- Alpha-numeric characters in place of □ indicate that no other alternatives are available.

HOW TO BUILD A MODEL NUMBER

Ⓐ Select basic model.

Ⓑ Select powdercoat.
Refer to the **Product Color Options** page in this price list.

Ⓒ Select glide color.

GCL	- Clear

SPECIAL SERVICES

Special Carton Marking

With specially marked information N/C

Shipping

Ships **knocked down, FOB Bonduel, WI 54107, freight prepaid.** Freight class 125.

Specifications and prices are subject to change without prior notice.

Infeeds for Café Height Applications

For use with Café Height Frames Only

Infeeds for Café Height Applications
For use with Café Height Frames Only

	MODEL	Features	L	MODEL NUMBER: Basic Model	MODEL NUMBER: Color	Approx. Packaged Weight	Delivered Pricing
 HRDPT	**10-Wire Base Infeed - Café Height** • Provides power from fixed floor or wall sources to table power distribution system • Must be hardwired to the building power source by a licensed electrician • 108" length liquid tight conduit • Includes two mounting clips		108"	CZBCFF	□□	5.0#	$ 258
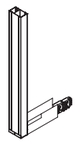 HRDPT	**10-Wire Top Infeed for Café Height, Left** • For use on café height bases only • Attaches to outer side of leg at seated user's left • Provides power from ceiling to table power distribution system • Must be hardwired to the building power source by a licensed electrician • 120" length liquid tight conduit • Includes 10' long aluminum pole with dual mounting bracket • Provides separate channels for electrical and data entry • Single mounting bracket included	Left	120"	CZBCTF1L	□□	15.0#	$ 593
 HRDPT	**10-Wire Top Infeed for Café Height, Right** • For use on cafe height bases only • Attaches to outer side of leg at seated user's right • Provides power from ceiling to table power distribution system • Must be hardwired to the building power source by a licensed electrician • 120" length liquid tight conduit • Includes 10' foot aluminum pole with dual mounting bracket • Provides separate channels for electrical and data entry • Single mounting bracket included	Right	120"	CZBCTF1R	□□	15.0#	$ 593
				Ⓐ	Ⓑ		

HOW TO ORDER

Indicate the following information on order form:
1. Quantity of each item.
2. Model number, including options. See "How To Build a Model Number".
3. Any special service required.

Note: • The □ indicates that a choice is required.
- The absence of the □ indicates that no choice is required.
- Alpha-numeric characters in place of □ indicate that no other alternatives are available.

HOW TO BUILD A MODEL NUMBER

Ⓐ Select basic model.

Ⓑ Select color.
Refer to the **Product Color Options** page in this price list.

SPECIAL SERVICES

Special Carton Marking

With specially marked information	N/C

Shipping

Ships **knocked down, FOB Bonduel, WI 54107, freight prepaid.** Freight class 70.

Specifications and prices are subject to change without prior notice.

Data Cable and Cord Management for Café Height Applications

For use with Café Height Frames Only

Data Cable and Cord Management for Café Height Applications
For use with Café Height Frames Only

	MODEL	L	MODEL NUMBER Basic Model	MODEL NUMBER Color	Approx. Packaged Weight	Delivered Pricing
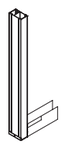 HRDPT	**Top Data Pole - Café Height for Single Sided, Left** • For use on café height single-sided bases only • Attaches to outer side of leg at seated user's left • Provides distribution channel for data cables from ceiling to table • Includes 10 foot aluminum pole • Single mounting bracket included	10'	CZBCTDF1L	□□	9.0#	$ 361
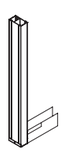 HRDPT	**Top Data Pole - Café Height for Single Sided, Right** • For use on café height single-sided bases only • Attaches to outer side of leg at seated user's right • Provides distribution channel for data cables from ceiling to table • Includes 10 foot aluminum pole • Single mounting bracket included	10'	CZBCTDF1R	□□	9.0#	$ 361
			Ⓐ	Ⓑ		

HOW TO ORDER

Indicate the following information on order form:
1. Quantity of each item.
2. Model number, including options. See "How To Build a Model Number".
3. Any special service required.

Note: • The □ indicates that a choice is required.
- The absence of the □ indicates that no choice is required.
- Alpha-numeric characters in place of □ indicate that no other alternatives are available.

HOW TO BUILD A MODEL NUMBER

Ⓐ Select basic model.

Ⓑ Select color.
Refer to the **Product Color Options** page in this price list.

SPECIAL SERVICES

Special Carton Marking

With specially marked information	N/C

Shipping

Ships **knocked down, FOB Bonduel, WI 54107, freight prepaid.** Freight class 70.

Specifications and prices are subject to change without prior notice.

Base Wire Enclosure for Café Height Applications

For use with Café Height Frames Only

Base Wire Enclosure for Café Height Applications
For use with Café Height Frames Only

	MODEL	Features	H	MODEL NUMBER Basic Model	MODEL NUMBER Color	Approx. Packaged Weight	Delivered Pricing
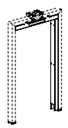 HRDPT	**Base Wire Enclosure - 42" High Steel Leg Applications** • Conceals infeed along leg and upper frame • 3-piece construction • Infeed conduit is specified separately	for 24" base		CZBCIC24	☐☐	6.5#	$ 176
		for 30" base		CZBCIC30	☐☐	7.0#	179
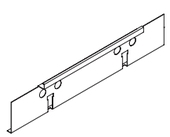 CZWA	**Wire Access Covers for Single-Sided 42" High Applications** • Steel cover assembly attaches to beam for added cord management in non-powered single-sided applications • Included in standard single-sided powered table applications • For 42"H single-sided frame assemblies only		48"W	CZBCWAC48	☐☐	4.7#	$ 90
			54"W	CZBCWAC54	☐☐	5.1#	81
			60"W	CZBCWAC60	☐☐	5.8#	119
			64"W	CZBCWAC64	☐☐	5.8#	119
			66"W	CZBCWAC66	☐☐	5.8#	119
			72"W	CZBCWAC72	☐☐	6.8#	135
			78"W	CZBCWAC78	☐☐	6.4#	131
			84"W	CZBCWAC84	☐☐	6.6#	137
			90"W	CZBCWAC90	☐☐	8.0#	147
			96"W	CZBCWAC96	☐☐	9.4#	155
				Ⓐ	Ⓑ		

HOW TO ORDER

Indicate the following information on order form:
1. Quantity of each item.
2. Model number, including options. See "How To Build a Model Number".
3. Any special service required.

Note: • The ☐ indicates that a choice is required.
- The absence of the ☐ indicates that no choice is required.
- Alpha-numeric characters in place of ☐ indicate that no other alternatives are available.

HOW TO BUILD A MODEL NUMBER

Ⓐ Select basic model.

Ⓑ Select color.
Refer to the **Product Color Options** page in this price list.

SPECIAL SERVICES

Special Carton Marking

With specially marked information	N/C

Shipping

Ships **knocked down, FOB Bonduel, WI 54107, freight prepaid.** Freight class 70.

Specifications and prices are subject to change without prior notice.

Connection Zone® Workrail Planning
General Information

Frameless Privacy Screens

Frameless Privacy Screens feature the option of either acrylic or glass inserts fitted into an aluminum work rail whose top rests flush with the top of the worksurface. Screens are offered in 13" and 19" heights and in widths of 6" increments from 36-96" (64" is also available).

Frameless Privacy Screens are offered on dual-sided benching assemblies only. Corresponding worksurfaces must be specified as non-powered, and must utilize "Rail Supported" electrical components.

Note: Dividers cannot be attached to Frameless Privacy Screens.

Supporting Privacy Screens

Supporting privacy screens feature an aluminum work rail whose top rests flush with the top of the worksurface. Vertical aluminum posts and a single top rail enclose insert panels offered in steel dry erase markerboard, acrylic, or tackable fabric options. Screens are 19" high and are available in widths of 6" increments from 36-96" (64" is also available). Supporting Privacy Screens require the attachment of a Laminate Counter Shelf or Upmount Storage Cubby, specified separately, to complete the assembly.

Supporting Privacy Screens are offered on dual-sided benching assemblies only. Corresponding worksurfaces must be specified as non-powered, and must utilize "Rail Supported" electrical components. Dividers may be attached to Supporting Privacy Screens at intersection locations.

Shelves and Upmount Storage Cubbies

Designed to complete a Supporting Privacy Screen assembly, Laminate Counter Shelves and Upmount Storage Cubbies expand storage options within Benching applications. Shelves are 15-3/4" deep, and overhang each side by approximately 7". Widths range from 36-96" in 6" increments. Upmount Storage Cubbies are split (open on the right hand side) to provide each of two facing users equal storage space. Open laminate with steel partition or steel with sliding/locking doors are available in 6" increments from 36-72"

Connection Zone® Workrail Planning
Product Color Options

Above Worksurface Privacy Screens and Dividers

Paint Color

Black	BL
Blue Grey	GR
Bronze Metallic	ZM
Cayenne	CY
Champagne Metallic	CM
Cool Grey	CG
Cottonwood	CO
Earthen Clay	EY
Espresso Metallic	EX
Everglade Shade	EV
Flannel	FN
Glitz Metallic	GZ
Hazy Jade	HJ
Honey Bee	HY
Light Tone	LG
Mardi Gras	MG
Misty Brown	MY
Nemo	NE
Nordic	ND
Purple Haze	PH
Rubber Ducky	RK
Sand	SA
Starlight Silver Metallic	SX
Surf's Up	SP
Twilight Shadow	TI
Ultra Blue	UB
Warm Grey	WG
Zesty Lime	ZL

End Cap Color

Black	CBL
Cottonwood	CCO
Shadow	CSW
Starlight Silver	CSX

Framed Screen Inserts - Grade 1

Translucent Crystal Acrylic	ACS

Framed Screen Inserts - Grade 2

Kiwi Acrylic	AKI
Laguna Acrylic	ALA
Pumpkin Acrylic	APU
Sunshine Acrylic	ASE
Tomato Acrylic	ATT
White Markerboard Acrylic	AWH

NOTE: ACS is consistent with CRYS - Translucent Crystal Acrylic option for Connection Zone® Mobile Screens. AWH is consistent with WHTE - Solid White Acrylic option for Connection Zone® Mobile Screens.

Framed Fabric Screen Inserts

Spectrum	S1
Popcorn	PV2

Above Worksurface Privacy Screens and Dividers

Frameless Privacy Screen Insert - Grade 1

Colorless Acrylic	ACS
Glass Clear	GLA

Frameless Privacy Screen Insert - Grade 2

Glass Satin Etch Two Sides	GL2
Kiwi Acrylic	AKI
Laguna Acrylic	ALA
Pumpkin Acrylic	APU
Sunshine Acrylic	ASE
Tomato Acrylic	ATT

Frameless Center Privacy Screen

Frameless Center Privacy Screen

	MODEL	D x W x H	MODEL NUMBER Basic Model	Paint Color Ⓑ	Insert Ⓒ	Approx. Packaged Weight	Grade 1	Grade 2
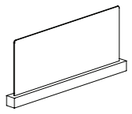 CZPU	**Frameless Center Privacy Screen with Work Rail - 13" High** • 13" finished height above worksurface • Width dimension is actual • 1/2" radius top corners • Center work rail is 2-1/2" wide; insert is 1/4" thick • Electrical components are attached to the bottom of the work rail; specified separately • Insert is inset 1" from table edge	2-1/2 x 36 x 13"	CZBPSU3613/1	☐☐	☐☐☐	14.0#	$ 657	$ 753
		2-1/2 x 42 x 13"	CZBPSU4213/1	☐☐	☐☐☐	16.0#	707	803
		2-1/2 x 48 x 13"	CZBPSU4813/1	☐☐	☐☐☐	18.0#	730	864
		2-1/2 x 54 x 13"	CZBPSU5413/1	☐☐	☐☐☐	20.5#	811	967
		2-1/2 x 60 x 13"	CZBPSU6013/1	☐☐	☐☐☐	22.5#	860	1032
		2-1/2 x 64 x 13"	CZBPSU6413/1	☐☐	☐☐☐	24.0#	877	1062
		2-1/2 x 66 x 13"	CZBPSU6613/1	☐☐	☐☐☐	24.5#	887	1077
		2-1/2 x 72 x 13"	CZBPSU7213/1	☐☐	☐☐☐	27.0#	906	1117
		2-1/2 x 78 x 13"	CZBPSU7813/1	☐☐	☐☐☐	29.0#	987	1214
		2-1/2 x 84 x 13"	CZBPSU8413/1	☐☐	☐☐☐	31.0#	1046	1254
		2-1/2 x 90 x 13"	CZBPSU9013/1	☐☐	☐☐☐	33.0#	1059	1296
		2-1/2 x 96 x 13"	CZBPSU9613/1	☐☐	☐☐☐	35.5#	1071	1341
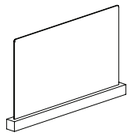 CZPU	**Frameless Center Privacy Screen with Work Rail - 19" High** • 19" finished height above worksurface • Width dimension is actual • 1/2" radius top corners • Center work rail is 2-1/2" wide; insert is 1/4" thick • Electrical components are attached to the bottom of the work rail; specified separately • Insert is inset 1" from table edge	2-1/2 x 36 x 19"	CZBPSU3619/1	☐☐	☐☐☐	16.0#	$ 707	$ 830
		2-1/2 x 42 x 19"	CZBPSU4219/1	☐☐	☐☐☐	18.5#	766	886
		2-1/2 x 48 x 19"	CZBPSU4819/1	☐☐	☐☐☐	21.0#	796	970
		2-1/2 x 54 x 19"	CZBPSU5419/1	☐☐	☐☐☐	23.5#	887	1084
		2-1/2 x 60 x 19"	CZBPSU6019/1	☐☐	☐☐☐	26.0#	946	1164
		2-1/2 x 64 x 19"	CZBPSU6419/1	☐☐	☐☐☐	28.0#	968	1199
		2-1/2 x 66 x 19"	CZBPSU6619/1	☐☐	☐☐☐	28.5#	982	1220
		2-1/2 x 72 x 19"	CZBPSU7219/1	☐☐	☐☐☐	31.5#	1012	1274
		2-1/2 x 78 x 19"	CZBPSU7819/1	☐☐	☐☐☐	33.5#	1100	1383
		2-1/2 x 84 x 19"	CZBPSU8419/1	☐☐	☐☐☐	36.0#	1185	1440
		2-1/2 x 90 x 19"	CZBPSU9019/1	☐☐	☐☐☐	38.5#	1201	1493
		2-1/2 x 96 x 19"	CZBPSU9619/1	☐☐	☐☐☐	41.5#	1220	1551
			Ⓐ	Ⓑ	Ⓒ			

HOW TO ORDER

Indicate the following information on order form:
1. Quantity of each item.
2. Model number, including options. See "How To Build a Model Number".
3. Any special service required.

Note: • The ☐ indicates that a choice is required.
- The absence of the ☐ indicates that no choice is required.
- Alpha-numeric characters in place of ☐ indicate that no other alternatives are available.

HOW TO BUILD A MODEL NUMBER

Ⓐ Select basic model.

Ⓑ Select powdercoat.
Refer to the **Product Color Options** page in this price list.

Ⓒ Select insert and finish.
See pricing columns for insert color charges.
Refer to the **Product Color Options** page in this price list.

SPECIAL SERVICES

Special Carton Marking

With specially marked information	N/C

Shipping

Ships **knocked down, FOB Bonduel, WI 54107, freight prepaid.** Freight class 70.

Specifications and prices are subject to change without prior notice.

Supporting Privacy Screen - Above Worksurface

19" High with Framed Fabric Insert

Supporting Privacy Screen - Above Worksurface
19" High with Framed Fabric Insert

	MODEL	D x W x H	MODEL NUMBER Basic Model	Paint	Upholstery	Approx. Packaged Weight	Delivered Pricing Fabric Grade 1 & C.O.M.	Delivered Pricing Fabric Grade 2	Delivered Pricing Pallas Vertical Fabric Grade PV2
 CZSF	**Single Supporting Fabric Privacy Screen with Work Rail - 19" High** • 19" finished height above worksurface • Single, uninterrupted screen • Complete assembly requires addition of either storage cubby or shelf, specified separately • Electrical components are attached to the bottom of the work rail; specified separately	2-1/2 X 36 X 19"	CZBSPF3619/1	□□	□□□□□	35.5#	$ 824	$ 858	$ 899
		2-1/2 X 42 X 19"	CZBSPF4219/1	□□	□□□□□	38.5#	860	895	939
		2-1/2 X 48 X 19"	CZBSPF4819/1	□□	□□□□□	40.5#	881	917	963
		2-1/2 X 54 X 19"	CZBSPF5419/1	□□	□□□□□	43.5#	1089	1133	1191
		2-1/2 X 60 X 19"	CZBSPF6019/1	□□	□□□□□	45.5#	1179	1227	1289
		2-1/2 X 72 X 19"	CZBSPF7219/1	□□	□□□□□	49.5#	1209	1262	1325
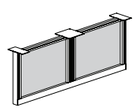 CZSF	**Double Supporting Fabric Privacy Screen with Work Rail 19" High, Center Intersection** • 19" finished height above worksurface • Screen includes two equal panels • Complete assembly requires addition of either storage cubby or shelf, specified separately • Electrical components are attached to the bottom of the work rail; specified separately	2-1/2 X 60 X 19"	CZBSPF6019/2	□□	□□□□□	56.5#	$ 1342	$ 1397	$ 1467
		2-1/2 X 72 X 19"	CZBSPF7219/2	□□	□□□□□	61.5#	1415	1483	1557
		2-1/2 X 84 X 19"	CZBSPF8419/2	□□	□□□□□	66.5#	1491	1557	1635
		2-1/2 X 96 X 19"	CZBSPF9619/2	□□	□□□□□	71.5#	1528	1607	1686
			Ⓐ	Ⓑ	Ⓒ				

HOW TO ORDER

Indicate the following information on order form:
1. Quantity of each item.
2. Model number, including options. See "How To Build a Model Number".
3. Any special service required.

Note: • The □ indicates that a choice is required.
- The absence of the □ indicates that no choice is required.
- Alpha-numeric characters in place of □ indicate that no other alternatives are available.

HOW TO BUILD A MODEL NUMBER

Ⓐ Select basic model.

Ⓑ Select powdercoat.
Refer to the **Product Color Options** page in this price list.

Ⓒ Select upholstery.
Refer to **ki.com/fabrics**

SPECIAL SERVICES

Special Carton Marking

With specially marked information N/C

Shipping

Ships **knocked down, FOB Bonduel, WI 54107, freight prepaid.** Freight class 70.

Specifications and prices are subject to change without prior notice.

Supporting Privacy Screen - Above Worksurface

19" High with Framed Acrylic Insert

Supporting Privacy Screen - Above Worksurface
19" High with Framed Acrylic Insert

	MODEL	D x W x H	MODEL NUMBER Basic Model	Paint	Acrylic	Approx. Packaged Weight	Acrylic Grade 1	Acrylic Grade 2
 CZSA	**Single Supporting Acrylic Privacy Screen with Work Rail - 19" High** • 19" finished height above worksurface • Single, uninterrupted screen • Complete assembly requires addition of either storage cubby or shelf, specified separately • Electrical components are attached to the bottom of the work rail; specified separately	2-1/2 X 36 X 19"	CZBSPA3619/1	☐☐	☐☐☐	36.5#	$ 806	$ 1090
		2-1/2 X 42 X 19"	CZBSPA4219/1	☐☐	☐☐☐	39.5#	844	1224
		2-1/2 X 48 X 19"	CZBSPA4819/1	☐☐	☐☐☐	42.5#	847	1395
		2-1/2 X 54 X 19"	CZBSPA5419/1	☐☐	☐☐☐	45.5#	1112	1497
		2-1/2 X 60 X 19"	CZBSPA6019/1	☐☐	☐☐☐	48.5#	1188	1605
		2-1/2 X 72 X 19"	CZBSPA7219/1	☐☐	☐☐☐	52.5#	1209	1682
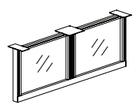 CZSA	**Double Supporting Acrylic Privacy Screen and Work Rail - 19" High, Center Intersection** • 19" finished height above worksurface • Screen includes two equal panels • Complete assembly requires addition of either storage cubby or shelf, specified separately • Electrical components are attached to the bottom of the work rail; specified separately	2-1/2 X 60 X 19"	CZBSPA6019/2	☐☐	☐☐☐	58.5#	$ 1373	$ 2040
		2-1/2 X 72 X 19"	CZBSPA7219/2	☐☐	☐☐☐	64.5#	1491	2060
		2-1/2 X 84 X 19"	CZBSPA8419/2	☐☐	☐☐☐	69.5#	1564	2331
		2-1/2 X 96 X 19"	CZBSPA9619/2	☐☐	☐☐☐	75.5#	1576	2671
			Ⓐ	Ⓑ	Ⓒ			

HOW TO ORDER

Indicate the following information on order form:
1. Quantity of each item.
2. Model number, including options. See "How To Build a Model Number".
3. Any special service required.

Note: • The ☐ indicates that a choice is required.
- The absence of the ☐ indicates that no choice is required.
- Alpha-numeric characters in place of ☐ indicate that no other alternatives are available.

HOW TO BUILD A MODEL NUMBER

Ⓐ Select basic model.

Ⓑ Select powdercoat.
Refer to the **Product Color Options** page in this price list.

Ⓒ Select acrylic color.
See pricing columns for acrylic color charges.
Refer to the **Product Color Options** page in this price list.

SPECIAL SERVICES

Special Carton Marking

With specially marked information	N/C

Shipping

Ships **knocked down, FOB Bonduel, WI 54107, freight prepaid.** Freight class 70.

Specifications and prices are subject to change without prior notice.

Supporting Privacy Screen - Above Worksurface

19" High with Framed Dry Erase Steel Markerboard Insert

Supporting Privacy Screen - Above Worksurface

19" High with Framed Dry Erase Steel Markerboard Insert

	MODEL	D x W x H	MODEL NUMBER Basic Model	MODEL NUMBER Paint Color	Approx. Packaged Weight	Delivered Pricing
 CZSM	**Single Supporting Markerboard Privacy Screen with Work Rail - 19" High** • 19" finished height above worksurface • Single, uninterrupted screen • Complete assembly requires addition of either storage cubby or shelf, specified separately • Framed steel inserts are markerable and magnetic • Electrical components are attached to the bottom of the work rail; specified separately	2-1/2 X 36 X 19"	CZBSPM3619/1	□□	36.5#	$ 765
		2-1/2 X 42 X 19"	CZBSPM4219/1	□□	39.5#	805
		2-1/2 X 48 X 19"	CZBSPM4819/1	□□	42.5#	887
		2-1/2 X 54 X 19"	CZBSPM5419/1	□□	45.5#	951
		2-1/2 X 60 X 19"	CZBSPM6019/1	□□	48.5#	1032
		2-1/2 X 72 X 19"	CZBSPM7219/1	□□	52.5#	1277
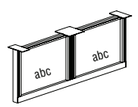 CZSM	**Double Supporting Markerboard Privacy Screen with Work Rail - 19" High, Center Intersection** • 19" finished height above worksurface • Screen includes two equal panels • Complete assembly requires addition of either storage cubby or shelf, specified separately • Framed steel inserts are markerable and magnetic • Electrical components are attached to the bottom of the work rail; specified separately	2-1/2 X 60 X 19"	CZBSPM6019/2	□□	58.5#	$ 1250
		2-1/2 X 72 X 19"	CZBSPM7219/2	□□	64.5#	1344
		2-1/2 X 84 X 19"	CZBSPM8419/2	□□	69.5#	1424
		2-1/2 X 96 X 19"	CZBSPM9619/2	□□	75.5#	1591
			Ⓐ	Ⓑ		

HOW TO ORDER

Indicate the following information on order form:
1. Quantity of each item.
2. Model number, including options. See "How To Build a Model Number".
3. Any special service required.

Note: • The □ indicates that a choice is required.
- The absence of the □ indicates that no choice is required.
- Alpha-numeric characters in place of □ indicate that no other alternatives are available.

HOW TO BUILD A MODEL NUMBER

Ⓐ Select basic model.

Ⓑ Select powdercoat.
Refer to the **Product Color Options** page in this price list.

SPECIAL SERVICES

Special Carton Marking

With specially marked information	N/C

Shipping

Ships **knocked down, FOB Bonduel, WI 54107, freight prepaid.** Freight class 70.

Specifications and prices are subject to change without prior notice.

Laminate Counter Shelf

For Attachment to Supporting Privacy Screen

Laminate Counter Shelf
For Attachment to Supporting Privacy Screen

	MODEL	D x W x H	MODEL NUMBER Basic Model	Surface Finish	Edge Color	Approx. Packaged Weight	Delivered Pricing
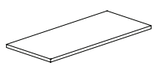 CZSH	**Laminate Counter Shelf** • For attachment to supporting privacy screen frame, specified separately • 15-3/4" deep shelf provides approximately 7" overhang per side • Includes mounting hardware • 73P edge	15-3/4 x 36 x 3/4"	CZBSH36	□□□	□□□	13.0#	$ 324
		15-3/4 x 42 x 3/4"	CZBSH42	□□□	□□□	15.5#	325
		15-3/4 x 48 x 3/4"	CZBSH48	□□□	□□□	17.5#	325
		15-3/4 x 54 x 3/4"	CZBSH54	□□□	□□□	19.5#	326
		15-3/4 x 60 x 3/4"	CZBSH60	□□□	□□□	22.0#	327
		15-3/4 x 72 x 3/4"	CZBSH72	□□□	□□□	26.0#	420
		15-3/4 x 84 x 3/4"	CZBSH84	□□□	□□□	30.5#	422
		15-3/4 x 96 x 3/4"	CZBSH96	□□□	□□□	35.0#	424
			Ⓐ	Ⓑ	Ⓒ		

HOW TO ORDER

Indicate the following information on order form:
1. Quantity of each item.
2. Model number, including options. See "How To Build a Model Number".
3. Any special service required.

Note: • The □ indicates that a choice is required.
• The absence of the □ indicates that no choice is required.
• Alpha-numeric characters in place of □ indicate that no other alternatives are available.

HOW TO BUILD A MODEL NUMBER

Ⓐ Select basic model.

Ⓑ Select surface finish.
Refer to the **Product Color Options** page in this price list.

Ⓒ Select edge color.
Refer to the **Product Color Options** page in this price list.

SPECIAL SERVICES

Special Carton Marking

With specially marked information N/C

Shipping

Ships **knocked down, FOB Bonduel, WI 54107, freight prepaid.** Freight class 70.

Specifications and prices are subject to change without prior notice.

Storage Cubby - Upmount

For Attachment to Supporting Privacy Screen

Storage Cubby - Upmount
For Attachment to Supporting Privacy Screen

	MODEL	D x W x H	MODEL NUMBER Basic Model	Partition Finish Ⓑ	Surface Finish Ⓒ	Edge Color Ⓓ	Shell Color Ⓔ	Door Color Ⓕ	Lock Option Ⓖ	Lock Color Ⓗ	Approx. Packaged Weight	Delivered Pricing
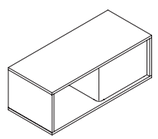 CZLS	**Laminate Storage Cubby with Steel Partition - Open** • For attachment to supporting privacy screen frame, specified separately • Open area is half the width of the unit on each side • Includes mounting hardware • Laminate outer, steel inner divider • Inner height clearance 11-3/4” • Divider is magnetic • Usable side of cubby is on left side when viewed by user	15-3/4 x 36 x 13-3/16”	CZBLSU36	□□	□□□	□□□					35.0#	$ 1000
		15-3/4 x 42 x 13-3/16”	CZBLSU42	□□	□□□	□□□					42.0#	1067
		15-3/4 x 48 x 13-3/16”	CZBLSU48	□□	□□□	□□□					49.0#	1093
		15-3/4 x 54 x 13-3/16”	CZBLSU54	□□	□□□	□□□					56.0#	1193
		15-3/4 x 60 x 13-3/16”	CZBLSU60	□□	□□□	□□□					70.0#	1214
		15-3/4 x 72 x 13-3/16”	CZBLSU72	□□	□□□	□□□					84.0#	1456
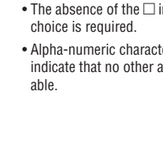 CZSS	**Steel Storage Cubby - Sliding Door** • For attachment to supporting privacy screen frame, specified separately • Open area is half the width of the unit on each side • Includes mounting hardware • Steel construction with sliding locking door on each side • Inner height clearance 12-1/2” • Metal surfaces are magnetic • Usable side of cubby is on right side when viewed by user	13-1/2 x 36 x 14-1/4”	CZBMSUSD36				□□	□□□	□□□	□□□	36.0#	$ 1200
		13-1/2 x 42 x 14-1/4”	CZBMSUSD42				□□	□□□	□□□	□□□	42.0#	1305
		13-1/2 x 48 x 14-1/4”	CZBMSUSD48				□□	□□□	□□□	□□□	48.0#	1399
		13-1/2 x 54 x 14-1/4”	CZBMSUSD54				□□	□□□	□□□	□□□	54.0#	1492
		13-1/2 x 60 x 14-1/4”	CZBMSUSD60				□□	□□□	□□□	□□□	60.0#	1694
		13-1/2 x 72 x 14-1/4”	CZBMSUSD72				□□	□□□	□□□	□□□	72.0#	1837

Ⓐ Ⓑ Ⓒ Ⓓ Ⓔ Ⓕ Ⓖ Ⓗ

HOW TO ORDER

Indicate the following information on order form:
1. Quantity of each item.
2. Model number, including options. See “How To Build a Model Number”.
3. Any special service required.

Note: • The □ indicates that a choice is required.
• The absence of the □ indicates that no choice is required.
• Alpha-numeric characters in place of □ indicate that no other alternatives are available.

HOW TO BUILD A MODEL NUMBER

Ⓐ Select basic model.

Ⓑ Select partition finish.
Refer to the **Product Color Options** page in this price list.

Ⓒ Select surface finish.
Refer to the **Product Color Options** page in this price list.

Ⓓ Select edge color.
Refer to the **Product Color Options** page in this price list.

Ⓔ Select shell finish.
Refer to the **Product Color Options** page in this price list.

Ⓕ Select door finish.
Refer to the **Product Color Options** page in this price list.

Ⓖ Select lock option.

KA	- Key alike
KS	- Key standard
NLC	- No lock core

Ⓗ Select lock color.
Refer to the **Product Color Options** page in this price list.

SPECIAL SERVICES

Special Carton Marking

With specially marked information	N/C

Shipping

Ships **knocked down, FOB Manitowoc, WI 54220, freight prepaid.** Freight class 70.

Specifications and prices are subject to change without prior notice.

Connection Zone® Storage
General Information

GENERAL INFORMATION

The Connection Zone Storage offering is a collection of elements created for space efficiency within open environments. The collection consists of shared Lockers and individual Credenzas and Pedestals.

CONSTRUCTION AND STANDARD FEATURES

Shared Lockers:
Standard size and large lockers are sized to accommodate binders, bags and other personal items. A coat hook is standard and an optional fixed blank shelf (which divides the compartment vertically in two) is available for the large lockers. Large lockers are double the height of standard lockers.
Both the standard and large locker shells are available in 30 & 36" widths. The standard locker is available in 3 heights: 33-1/8", 48-7/16" & 63-3/4" and large locker is available in 2 heights: 33-1/8" & 63-3/4".

Interior Clearance:
Single Module: 13-1/2 & 16-1/2W x 16-7/8D x 14-1/2H
Double Module: 13-1/2 & 16-1/2W x 16-7/8D x 30-1/8H

Shell:
Connection Locker shells are formed of 18 ga, uprights, top and bottom reinforcements welded together to create a rigid box frame. The outer skin is constructed of 19 and 20 ga CRS with a seamless back detail. Lockers feature leveling glides with a 1" adjustment range. Shell is common to the 700 Series lateral storage units.

Partitions:
A 1-1/2" thick double wall hidden partition divides the locker shell in half running from top to bottom into which the cupboard doors lock.

Shelves:
1" thick shelves with front and back flanges screw into the upright members of the case and center partition to create separation between modules.

Doors:
Locker doors are single-wall construction with a structural hinge channel running the length of the door. Self-closing European style hinges with 110 degree opening provide 3 way adjustment of door to ensure consisting gapping and operation.

Locker Locks
Locks are available anywhere a door is used, with four locking options for Ruckus Storage:

1. **Standard key lock** (comes with pull option only) - Locks are a high-security double-bit design. One KI breakaway key and one standard key are included with each lock. Units are standard with random keys in a range of 200 different numbers (994 key numbers available for order). Note that units with multiple locks are keyed alike as standard. Specific key combinations are available at no additional charge. This information must be included with the order.

Locks can be master keyed. Please see the accessories sections of this price book for ordering keys. Available keys are:
- Lock Core/Keys - Lock core and 2 keys are used in P-Series lock housings. Indicate in order notes if a specific core number is required.
- Master Key - Single key which opens any P-Series lock.
- Extractor Key - Single key which extracts any P-Series lock core.
- Blank Key - Single uncut P-Series key to be cut as required by locksmith.
- Cut Key - 2 keys for a specific P-Series lock core number as indicated in the order notes.

All locks have removable and interchangeable plugs. This feature provides for on-site custom keying. Units can be supplied with the lock plugs installed or shipped separately. To install or remove lock plugs, a unique key is required. This key is the extractor (core-removal) key and can be found in the storage accessories portions of this price book. Contact customer service to order lock accessories. To order plugs for field installation, specify "lock plugs not installed" on order. Order must specify total quantity of specific key numbered locks.

Example: 30 plugs
3 keyed alike
10 keyed alike
17 keyed alike

2. **Padlock** - Robust zinc housing allows the end user to apply their own combination lock. Lock is backed with a stainless steel escutcheon plate to protect the paint finish.
3. **Combination lock** - A 4-dial combination lock that allows user to access locker without the need of a key. All locks are shipped with a factory set code 3333, combination is set by the end user or facility manager. In the case of lost or forgotten codes, a master key override will unlock the unit and allow the lock to be recoded. Combination lock features solid zinc construction. And a four digit combination allows up to 10,000 unique codes.
4. **Digital lock** – Stand-alone battery operated lock allows user immediate and simple keypad access without the need of a key. All locks are shipped with a factory set code 2244, the new access code is set by the end user or facility manager. Users have the flexibility to set and change a personal entry code, while a preset master code ensures that supervisor access is always available, or in an emergency, the key code can be overridden.

Features:
•Up to 80,000 operating cycle's battery life
•Low battery warning
•Battery failure key override
•8-digit master code and 6-digit sub-master codes
•4-digit user code (10,000 unique codes)
•6-digit technician code
•Code changeable
•Not suitable for chlorinated environments
•Can be programed for single use set at time of use or fixed combination mode

Credenzas:
Connection Zone credenza shells are constructed of 18 and 20 ga steel components with 18 ga structural top and bottom reinforcements and vertical uprights. Credenzas are available in 60" & 72" widths and feature variations of open bookcase and drawer sections. Credenzas are available in heights of 17-11/16", 20-3/4" and 23-13/16."

Interior Configuration & Clearance:
17-11/16 high unit:
Bookcase section – 12-3/8" H x 28-1/2" & 34-1/5" W x 18"D

Drawer Section – A) 12" Drawer with 27 & 33 lineal inches of filing side to side. Unit standard with side to side folder bars, optional plate dividers (sold separately)
B) Qty, 2 6" box drawers that will accept plate dividers (sold separately)

20-3/4" high unit:
Bookcase section – 15-7/16" H x 28-1/2" & 34-1/5" W x 18"D
Drawer Section – 3" Pencil Drawer & 12" Drawer with 27 & 33 lineal inches of filing side to side. Unit standard with side to side folder bars, optional plate dividers (sold separately)

23-13/16" high unit:
Bookcase section – 18-1/2" H x 28-1/2" & 34-1/5" W x 18"D with 1 adjustable blank shelf
Drawer Section – 6" Drawer that will accept plate dividers (sold separately), 12" Drawer with 27 & 33 lineal inches of filing side to side. Unit standard with side to side folder bars, optional plate dividers (sold separately)

Drawers:
Steel and laminate drawer fronts that accept exterior pulls are available as standard. Fronts are screw-mounted to roll-out shelves to build drawers. All drawers feature smooth riding, full-extension, ball bearing slides. Pull options include ADA-compliant nickel plated loop pulls or nickel-plated rectangular pulls. Key lock is standard on 12" drawers.

Testing
Components have been tested to accept loads of 125 pounds, exceeding ANSI/BIFM X5.9 2004 standards for filing when recommended counterbalance weight is installed.

Partition:
A 1-1/2" thick double wall partition runs down the center of the unit dividing the bookcase section from the file section.

Legs:
1-1/2" x ¾" Steel legs with threaded insert and 16 ga top plate are bolted to the underside of the credenza raising it 3-1/16 off the floor. Adjustable leveling glides provide 1" of adjustment.

Pedestals:
Mobile Box/ File Pedestals 15 W x 21-3/4" are available in 3 depths, 17-5/8", 21-5/8" and 27-5/8"

Basic Shell
Twenty-gauge steel body with 20-gauge steel top and box frame front and back uprights. Uprights are notched in 3" intervals for drawer suspension mounting.

Drawers
Single wall metal or laminate fronts screw mount to pre-painted drawer bodies and overlap the face of the unit. Box (6") Drawers operate on 2 piece ¾ extensions ball bearing suspensions, File Drawers operate on 3 piece full extension ball bearing suspensions. Pull options include ADA-compliant nickel plated loop pulls or nickel-plated rectangular pulls.

Connection Zone® Storage
Product Color Options

Credenza/Lockers

Shell Color (Includes Legs)

Black	BL
Blue Grey	GR
Bronze Metallic	ZM
Cayenne	CY
Champagne Metallic	CM
Cool Grey	CG
Cottonwood	CO
Earthen Clay	EY
Espresso Metallic	EX
Everglade Shade	EV
Flannel	FN
Glitz Metallic	GZ
Hazy Jade	HJ
Honey Bee	HY
Light Tone	LG
Mardi Gras	MG
Misty Brown	MY
Nemo	NE
Nordic	ND
Purple Haze	PH
Rubber Ducky	RK
Sand	SA
Starlight Silver Metallic	SX
Surf's Up	SP
Twilight Shadow	TI
Ultra Blue	UB
Warm Grey	WG
Zesty Lime	ZL

Credenza/Lockers

Steel Drawer/Door Color

Black	FBL
Blue Grey	FGR
Bronze Metallic	FZM
Cayenne	FCY
Champagne Metallic	FCM
Cool Grey	FCG
Cottonwood	FCO
Earthen Clay	FEY
Espresso Metallic	FEX
Everglade Shade	FEV
Flannel	FFN
Glitz Metallic	FGZ
Hazy Jade	FHJ
Honey Bee	FHY
Light Tone	FLG
Mardi Gras	FMG
Misty Brown	FMY
Nemo	FNE
Nordic	FND
Purple Haze	FPH
Rubber Ducky	FRK
Sand	FSA
Starlight Silver Metallic	FSX
Surf's Up	FSP
Twilight Shadow	FTI
Ultra Blue	FUB
Warm Grey	FWG
Zesty Lime	FZL

Credenza/Pedestals

Laminate Drawer/Surface Color

Belair	LBQ
Biltmore Cherry	LBT
Black	LBK
Brighton Walnut	LBW
Canyon Zephyr	LCA
Castle Oak	LCO
Casual Linen	LCU
Cherry Storm	LCX
Classic Linen	LCI
Cloud Zephyr	LCL
Cocobala	LCC
Crisp Linen	LRI
Desert Zephyr	LDZ
Dove Grey	LDG
Fired Steel	LIL
Flax Linen	LXF
Florence Walnut	LFC
Forged Steel	LOL
Friston Ash	LFH
Frosty White	LFW
Graphite Nebula	LGN
Grey	LGE
High Rise	LHE
Hollyberry	LHY
Irish Linen	LIH
Island	LID
Italian Silver Ash	LIT
Kensington Maple	LKM
Lapis Blue	LLB
Markerboard White	LMK
Misted Zephyr	LMR
Monticello Maple	LMT
Nickel Evolv	LNV
North Sea	LNA
Ocean	LON
Pearl Bisque	LPB
Pearl Silver	LPS
Pressed Linen	LPR
River Cherry	LRY
Rugged Linen	LRG
Satin Stainless	LSS
Shadow Zephyr	LSR
Silicon evolv	LSV
Sterling Ash	LAZ
Tailored Linen	LTL
Titanium evolv	LTV
White Nebula	LWL
White Sand	LWN
Windsor Mahogany	LWY

Credenza/Pedestals

Laminate Drawer/Credenaz Top Edge Color

Belair	EBQ
Biltmore Cherry	EBT
Black	EBL
Blue Grey	EGR
Brighton Walnut	EBW
Castle Oak	ECO
Cayenne	ECY
Cherry Storm	ECX
Twilight Shadow	ETI
Cocobala	ECC
Cool Grey	ECG
Flannel	EFN
Florence Walnut	EFC
Friston Ash	EFH
Frosty White	EFW
Everglade Shade	EEV
Honey Bee	EHY
Italian Silver Ash	EIT
Kensington Maple	EKM
Light Tone	ELG
Mardi Gras	EMG
Misty Brown	EMY
Monticello Maple	EMT
Multiplex	EMB
Nemo	ENE
Nordic	END
Poppy Red	EPR
Purple Haze	EPH
River Cherry	ERY
Rubber Ducky	ERK
Sand	ESA
Sky Blue	ESK
Hazy Jade	EHJ
Sterling Ash	EAZ
Surf's Up	ESP
Ultra Blue	EUB
Warm Grey	EWG
Earthen Clay	EEY
Windsor Mahogany	EWY
Zesty Lime	EZL

Credenzas with Elevated Bases

Steel Shell and Drawers 18" High

Credenzas with Elevated Bases

Steel Shell and Drawers 18" High

	Features	W x D x H	MODEL NUMBER Basic Model	Lock Option	Lock Color	Shell Color	Drawer Color	Pull Style	Approx. Packaged Weight	Delivered Pricing
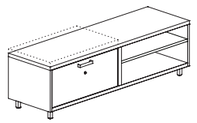 CZSC **Lateral File, Open** • Features one 12" lateral file drawer and opposite open with adjustable shelf • Steel shell and drawers • Full extension slides • Hanging file bars included for side-to-side filing • Optional pad specified separately	Lateral File Left, Open w/Adjustable Shelf Right	60 x 18 x 17-3/4"	CZSCS60120FO	□□	□□□	□□	□□□	□□□	143.0#	$ 1783
	Lateral File Left, Open w/Adjustable Shelf Right	72 x 18 x 17-3/4"	CZSCS72120FO	□□	□□□	□□	□□□	□□□	163.0#	1839
	Open w/Adjustable Shelf Left, Lateral File Right	60 x 18 x 17-3/4"	CZSCS60120OF	□□	□□□	□□	□□□	□□□	143.0#	1783
	Open w/Adjustable Shelf Left, Lateral File Right	72 x 18 x 17-3/4"	CZSCS72120OF	□□	□□□	□□	□□□	□□□	163.0#	1839
 CZSC **Box/Box, Open** • Features two 6" box drawers and opposite open with adjustable shelf • Steel shell and drawers • Full extension slides • Optional pad specified separately • Non-locking	Box/Box Left, Open w/Adjustable Shelf Right	60 x 18 x 17-3/4""	CZSCS60120BBO			□□	□□□	□□□	158.0#	$ 2092
	Box/Box Left, Open w/Adjustable Shelf Right	72 x 18 x 17-3/4"	CZSCS72120BBO			□□	□□□	□□□	181.0#	2173
	Open w/Adjustable Shelf Left, Box/Box Right	60 x 18 x 17-3/4"	CZSCS60120OBB			□□	□□□	□□□	158.0#	2092
	Open w/Adjustable Shelf Left, Box/Box Right	72 x 18 x 17-3/4"	CZSCS72120OBB			□□	□□□	□□□	181.0#	2173
			Ⓐ	Ⓑ	Ⓒ	Ⓓ	Ⓔ	Ⓕ		

HOW TO ORDER

Indicate the following information on order form:
1. Quantity of each item.
2. Model number, including options. See "How To Build a Model Number".
3. Any special service required.

Note: • The □ indicates that a choice is required.
- The absence of the □ indicates that no choice is required.
- Alpha-numeric characters in place of □ indicate that no other alternatives are available.

HOW TO BUILD A MODEL NUMBER

Ⓐ Select basic model.

Ⓑ Select lock option.

KS	- Key standard
NLC	- No lock core
KA	- Key alike

Ⓒ Select lock color.
Refer to the **Product Color Options** page in this price list.

Ⓓ Select shell powdercoat.
Refer to the **Product Color Options** page in this price list.

Ⓔ Select drawer powdercoat.
Refer to the **Product Color Options** page in this price list.

Ⓕ Select pull style.

CZP	- Connection Zone pull
USP	- U-Series pull

SPECIAL SERVICES

Special Carton Marking

With specially marked information N/C

Shipping

Ships **assembled, FOB Pembroke, ON K8A 0E1, freight prepaid.** Freight class 70.

Specifications and prices are subject to change without prior notice.

Credenzas with Elevated Bases

Steel Shell and Drawers 21" High

Credenzas with Elevated Bases

Steel Shell and Drawers 21" High



CZSC

Pencil/Lateral File, Open

- Features upper 3" pencil drawer, lower 12" lateral file and opposite open with adjustable shelf
- Steel shell and drawers
- Full extension slides
- Hanging file bars included for side-to-side filing
- Optional pad specified separately

Features	W x D x H	MODEL NUMBER Basic Model Ⓐ	Lock Option Ⓑ	Lock Color Ⓒ	Shell Color Ⓓ	Drawer Color Ⓔ	Pull Style Ⓕ	Approx. Packaged Weight	Delivered Pricing
Pencil/Lateral File Left, Open w/Adjustable Shelf Right	60 x 18 x 20-3/4"	CZSCS60150PFO	□□	□□□	□□	□□□	□□□	171.0#	$ 2071
Pencil/Lateral File Left, Open w/Adjustable Shelf Right	72 x 18 x 20-3/4"	CZSCS72150PFO	□□	□□□	□□	□□□	□□□	193.0#	2166
Open w/Adjustable Shelf Left, Pencil/Lateral File Right	60 x 18 x 20-3/4"	CZSCS60150OPF	□□	□□□	□□	□□□	□□□	171.0#	2071
Open w/Adjustable Shelf Left, Pencil/Lateral File Right	72 x 18 x 20-3/4"	CZSCS72150OPF	□□	□□□	□□	□□□	□□□	193.0#	2166

HOW TO ORDER

Indicate the following information on order form:
1. Quantity of each item.
2. Model number, including options. See "How To Build a Model Number".
3. Any special service required.

Note: • The □ indicates that a choice is required.
- The absence of the □ indicates that no choice is required.
- Alpha-numeric characters in place of □ indicate that no other alternatives are available.

HOW TO BUILD A MODEL NUMBER

Ⓐ Select basic model.

Ⓑ Select lock option.

KS	- Key standard
NLC	- No lock core
KA	- Key alike

Ⓒ Select lock color.
Refer to the **Product Color Options** page in this price list.

Ⓓ Select shell powdercoat.
Refer to the **Product Color Options** page in this price list.

Ⓔ Select drawer powdercoat.
Refer to the **Product Color Options** page in this price list.

Ⓕ Select pull style.

CZP	- Connection Zone pull
USP	- U-Series pull

SPECIAL SERVICES

Special Carton Marking

With specially marked information	N/C

Shipping

Ships **assembled, FOB Pembroke, ON K8A 0E1, freight prepaid.** Freight class 70.

Specifications and prices are subject to change without prior notice.

Credenzas with Elevated Bases

Steel Shell and Drawers 24" High

Credenzas with Elevated Bases

Steel Shell and Drawers 24" High



CZSC

Box/Lateral File, Open with Adjustable Shelf

- Features upper 6" box drawer, lower 12" lateral file and opposite open with adjustable shelf
- Steel shell and drawers
- Full extension slides
- Hanging file bars included for side-to-side filing
- Optional pad specified separately

	Features	W x D x H	MODEL NUMBER Basic Model	Lock Option	Lock Color	Shell Color	Drawer Color	Pull Style	Approx. Packaged Weight	Delivered Pricing
	Box/Lateral File Left, Open w/Adjustable Shelf Right	60 x 18 x 23-7/8"	CZSCS60180BFO	□□	□□□	□□	□□□	□□□	175.0#	$ 2153
	Box/Lateral File Left, Open w/Adjustable Shelf Right	72 x 18 x 23-7/8"	CZSCS72180BFO	□□	□□□	□□	□□□	□□□	199.0#	2253
	Open w/Adjustable Shelf Left, Box/Lateral File Right	60 x 18 x 23-7/8"	CZSCS60180OBF	□□	□□□	□□	□□□	□□□	175.0#	2153
	Open w/Adjustable Shelf Left, Box/Lateral File Right	72 x 18 x 23-7/8"	CZSCS72180OBF	□□	□□□	□□	□□□	□□□	199.0#	2253
			Ⓐ	Ⓑ	Ⓒ	Ⓓ	Ⓔ	Ⓕ		

HOW TO ORDER

Indicate the following information on order form:
1. Quantity of each item.
2. Model number, including options. See "How To Build a Model Number".
3. Any special service required.

Note: • The □ indicates that a choice is required.
- The absence of the □ indicates that no choice is required.
- Alpha-numeric characters in place of □ indicate that no other alternatives are available.

HOW TO BUILD A MODEL NUMBER

Ⓐ Select basic model.

Ⓑ Select lock option.

KS	- Key standard
NLC	- No lock core
KA	- Key alike

Ⓒ Select lock color.
Refer to the **Product Color Options** page in this price list.

Ⓓ Select shell powdercoat.
Refer to the **Product Color Options** page in this price list.

Ⓔ Select drawer powdercoat.
Refer to the **Product Color Options** page in this price list.

Ⓕ Select pull style.

CZP	- Connection Zone pull
USP	- U-Series pull

SPECIAL SERVICES

Special Carton Marking

With specially marked information	N/C

Shipping

Ships **assembled, FOB Pembroke, ON K8A 0E1, freight prepaid.** Freight class 70.

Specifications and prices are subject to change without prior notice.

Credenzas with Elevated Bases

Steel Shell, Laminate Front 18" High

Credenzas with Elevated Bases

Steel Shell, Laminate Front 18" High

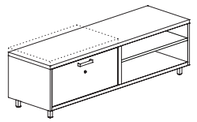

CZSC

Lateral File, Open

- Features one 12" lateral file drawer and opposite open with adjustable shelf
- Steel shell; laminate drawer front
- Full extension slides
- Hanging file bars included for side-to-side filing
- Optional pad specified separately
- Laminate drawers feature pattern-matched poly edging



CZSC

Box/Box, Open

- Features two 6" box drawers and opposite open with adjustable shelf
- Steel shell; laminate drawer front
- Full extension slides
- Optional pad specified separately
- Laminate drawers feature pattern-matched poly edging
- Non-locking

	Features	W x D x H	MODEL NUMBER Basic Model (A)	Lock Option (B)	Lock Color (C)	Shell Color (D)	Drawer Laminate (E)	Edge Color (F)	Pull Style (G)	Approx. Packaged Weight	Delivered Pricing
	Lateral File Left, Open w/Adj. Shelf Right	60 x 18 x 17-5/8"	CZSCL60120FO	□□	□□□	□□	□□□	□□	□□□	149.0#	$ 1950
	Lateral File Left, Open w/Adj. Shelf Right	72 x 18 x 17-5/8"	CZSCL72120FO	□□	□□□	□□	□□□	□□	□□□	172.0#	2008
	Open w/Adj. Shelf Left, Lateral File Right	60 x 18 x 17-5/8"	CZSCL60120OF	□□	□□□	□□	□□□	□□	□□□	149.0#	1950
	Open w/Adj. Shelf Left, Lateral File Right	72 x 18 x 17-5/8"	CZSCL72120OF	□□	□□□	□□	□□□	□□	□□□	172.0#	2008
	Box/Box Left, Open w/Adj. Shelf Right	60 x 18 x 17-5/8"	CZSCL60120BBO			□□	□□□	□□	□□□	165.0#	$ 2388
	Box/Box Left, Open w/Adj. Shelf Right	72 x 18 x 17-5/8"	CZSCL72120BBO			□□	□□□	□□	□□□	188.0#	2469
	Open w/Adj. Shelf Left, Box/Box Right	60 x 18 x 17-5/8"	CZSCL60120OBB			□□	□□□	□□	□□□	165.0#	2388
	Open w/Adj. Shelf Left, Box/Box Right	72 x 18 x 17-5/8"	CZSCL72120OBB			□□	□□□	□□	□□□	188.0#	2469

Ⓐ Ⓑ Ⓒ Ⓓ Ⓔ Ⓕ Ⓖ

HOW TO ORDER

Indicate the following information on order form:
1. Quantity of each item.
2. Model number, including options. See "How To Build a Model Number".
3. Any special service required.

Note: • The □ indicates that a choice is required.
- The absence of the □ indicates that no choice is required.
- Alpha-numeric characters in place of □ indicate that no other alternatives are available.

HOW TO BUILD A MODEL NUMBER

Ⓐ Select basic model.

Ⓑ Select lock option.

KS	- Key standard
NLC	- No lock core
KA	- Key alike

Ⓒ Select lock color.
Refer to the **Product Color Options** page in this price list.

Ⓓ Select shell powdercoat.
Refer to the **Product Color Options** page in this price list.

Ⓔ Select drawer laminate.
Refer to the **Product Color Options** page in this price list.

Ⓕ Select edge color.
Refer to the **Product Color Options** page in this price list.

Ⓖ Select pull style.

CZP	- Connection Zone pull
USP	- U-Series pull

SPECIAL SERVICES

Special Carton Marking

With specially marked information N/C

Shipping

Ships **assembled, FOB Pembroke, ON K8A 0E1, freight prepaid.** Freight class 70.

Specifications and prices are subject to change without prior notice.

Credenzas with Elevated Bases

Steel Shell, Laminate Front 21" High

Credenzas with Elevated Bases

Steel Shell, Laminate Front 21" High

	Features	W x D x H	MODEL NUMBER Basic Model	Lock Option	Lock Color	Shell Color	Drawer Lam	Edge Color	Pull Style	Approx. Packaged Weight	Delivered Pricing
	Pencil/Lateral File Left, Open w/Adj. Shelf Right	60 x 18 x 20-7/8"	CZSCL60150PFO	☐☐	☐☐☐	☐☐	☐☐☐	☐☐	☐☐	180.0#	$ 2385
	Pencil/Lateral File Left, Open w/Adj. Shelf Right	72 x 18 x 20-7/8"	CZSCL72150PFO	☐☐	☐☐☐	☐☐	☐☐☐	☐☐	☐☐	203.0#	2463
	Open w/Adj. Shelf Left, Pencil/Lateral File Right	60 x 18 x 20-7/8"	CZSCL60150OPF	☐☐	☐☐☐	☐☐	☐☐☐	☐☐	☐☐	180.0#	2385
	Open w/Adj. Shelf Left, Pencil/Lateral File Right	72 x 18 x 20-7/8"	CZSCL72150OPF	☐☐	☐☐☐	☐☐	☐☐☐	☐☐	☐☐	203.0#	2463
			Ⓐ	Ⓑ	Ⓒ	Ⓓ	Ⓔ	Ⓕ	Ⓖ		

CZSC

Pencil/Lateral File, Open

- Features upper 3" pencil drawer, lower 12" lateral file and opposite open with adjustable shelf
- Steel shell; laminate drawer front
- Full extension slides
- Hanging file bars included for side-to-side filing
- Optional pad specified separately
- Laminate drawers feature pattern-matched poly edging

HOW TO ORDER

Indicate the following information on order form:
1. Quantity of each item.
2. Model number, including options. See "How To Build a Model Number".
3. Any special service required.

Note: • The ☐ indicates that a choice is required.
- The absence of the ☐ indicates that no choice is required.
- Alpha-numeric characters in place of ☐ indicate that no other alternatives are available.

HOW TO BUILD A MODEL NUMBER

Ⓐ Select basic model.

Ⓑ Select lock option.

KS	- Key standard
NLC	- No lock core
KA	- Key alike

Ⓒ Select lock color.
Refer to the **Product Color Options** page in this price list.

Ⓓ Select shell powdercoat.
Refer to the **Product Color Options** page in this price list.

Ⓔ Select drawer laminate.
Refer to the **Product Color Options** page in this price list.

Ⓕ Select edge color.
Refer to the **Product Color Options** page in this price list.

Ⓖ Select pull style.

CZP	- Connection Zone pull
USP	- U-Series pull

SPECIAL SERVICES

Special Carton Marking

With specially marked information	N/C

Shipping

Ships **assembled, FOB Pembroke, ON K8A 0E1, freight prepaid.** Freight class 70.

Specifications and prices are subject to change without prior notice.

Credenzas with Elevated Bases

Steel Shell, Laminate Front 24" High

Credenzas with Elevated Bases

Steel Shell, Laminate Front 24" High



CZSC

Box/Lateral File, Open with Adjustable Shelf

- Features upper 6" box drawer, lower 12" lateral file and opposite open with adjustable shelf
- Steel shell; laminate drawer front
- Full extension slides
- Hanging file bars included for side-to-side filing
- Optional pad specified separately
- Laminate drawers feature pattern-matched poly edging

Features	W x D x H	MODEL NUMBER Basic Model	Lock Option	Lock Color	Shell Color	Drawer Laminate	Edge Color	Pull Style	Approx. Packaged Weight	Delivered Pricing
		Ⓐ	Ⓑ	Ⓒ	Ⓓ	Ⓔ	Ⓕ	Ⓖ		
Box/Lateral File Left, Open w/Adj. Shelf Right	60 x 18 x 23-7/8"	CZSCL60180BFO	☐☐	☐☐☐	☐☐	☐☐☐	☐☐	☐☐	185.0#	$ 2470
Box/Lateral File Left, Open w/Adj. Shelf Right	72 x 18 x 23-7/8"	CZSCL72180BFO	☐☐	☐☐☐	☐☐	☐☐☐	☐☐	☐☐	210.0#	2549
Open w/Adj. Shelf Left, Box/Lateral File Right	60 x 18 x 23-7/8"	CZSCL60180OBF	☐☐	☐☐☐	☐☐	☐☐☐	☐☐	☐☐	185.0#	2470
Open w/Adj. Shelf Left, Box/Lateral File Right	72 x 18 x 23-7/8"	CZSCL72180OBF	☐☐	☐☐☐	☐☐	☐☐☐	☐☐	☐☐	210.0#	2549

HOW TO ORDER

Indicate the following information on order form:
1. Quantity of each item.
2. Model number, including options. See "How To Build a Model Number".
3. Any special service required.

Note: • The ☐ indicates that a choice is required.
- The absence of the ☐ indicates that no choice is required.
- Alpha-numeric characters in place of ☐ indicate that no other alternatives are available.

HOW TO BUILD A MODEL NUMBER

Ⓐ Select basic model.

Ⓑ Select lock option.

KS	- Key standard
NLC	- No lock core
KA	- Key alike

Ⓒ Select lock color.
Refer to the **Product Color Options** page in this price list.

Ⓓ Select shell powdercoat.
Refer to the **Product Color Options** page in this price list.

Ⓔ Select drawer laminate.
Refer to the **Product Color Options** page in this price list.

Ⓕ Select edge color.
Refer to the **Product Color Options** page in this price list.

Ⓖ Select pull style.

CZP	- Connection Zone pull
USP	- U-Series pull

SPECIAL SERVICES

Special Carton Marking

With specially marked information	N/C

Shipping

Ships **assembled, FOB Pembroke, ON K8A 0E1, freight prepaid.** Freight class 70.

Specifications and prices are subject to change without prior notice.

Credenza Tops

Credenza Tops

	MODEL	Features	W x D x H	MODEL NUMBER Basic Model	Surface Finish	Edge Color	Approx. Packaged Weight	Delivered Pricing
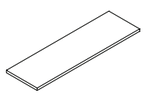 CZCT	**Single Credenza Tops** • 1/16" overhang • Intended for single tops only • 74P edge only	Single Credenza Top	60 x 18 x 1-1/4"	CZSCT6018	□□□	□□	39.0#	$ 430
		Single Credenza Top	72 x 18 x 1-1/4"	CZSCT7218	□□□	□□	46.0#	497
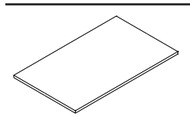 CZCT	**Back to Back Credenza Top** • 1/16" overhang • Intended for back-to-backcredenza top	Back-to-Back Credenza Top	60 x 36 x 1-1/4"	CZSCT6036	□□□	□□	77.0#	$ 629
		Back-to-Back Credenza Top	72 x 36 x 1-1/4"	CZSCT7236	□□□	□□	92.0#	686
				Ⓐ	Ⓑ	Ⓒ		

HOW TO ORDER

Indicate the following information on order form:
1. Quantity of each item.
2. Model number, including options. See "How To Build a Model Number".
3. Any special service required.

Note: • The □ indicates that a choice is required.
- The absence of the □ indicates that no choice is required.
- Alpha-numeric characters in place of □ indicate that no other alternatives are available.

HOW TO BUILD A MODEL NUMBER

Ⓐ Select basic model.

Ⓑ Select surface finish.
Refer to the **Product Color Options** page in this price list.

Ⓒ Select edge color.
Refer to the **Product Color Options** page in this price list.

SPECIAL SERVICES

Special Carton Marking

With specially marked information	N/C

Shipping

Ships **assembled, FOB Pembroke, ON K8A 0E1, freight prepaid.** Freight class 70.

Specifications and prices are subject to change without prior notice.

Credenza Pads

Credenza Pads

	MODEL	W x D x H	MODEL NUMBER: Basic Model Ⓐ	MODEL NUMBER: Upholstery Color Ⓑ	Approx. Packaged Weight	Delivered Pricing Fabric Grade 1 & C.O.M.	Delivered Pricing Fabric Grade 2	Delivered Pricing Fabric Grade 3	Delivered Pricing Pallas Fabric Group P0	Delivered Pricing Pallas Fabric Group P1	Delivered Pricing Pallas Fabric Group P2	Delivered Pricing Pallas Fabric Group P3	Delivered Pricing Pallas Fabric Group P4
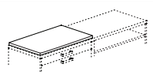 CZSP	**Credenza Pads** • Foam and medium density fiberboard construction • Non-skid pads on underside	30 x 18 x 1-1/8”	CZSCP3018	□□□□	7.5#	$ 151	$ 167	$ 171	$ 171	$ 185	$ 199	$ 199	$ 213
		36 x 18 x 1-1/8”	CZSCP3618	□□□□	9.0#	161	183	185	188	201	220	221	238

HOW TO ORDER

Indicate the following information on order form:
1. Quantity of each item.
2. Model number, including options. See “How To Build a Model Number”.
3. Any special service required.

Note: • The □ indicates that a choice is required.
- The absence of the □ indicates that no choice is required.
- Alpha-numeric characters in place of □ indicate that no other alternatives are available.

HOW TO BUILD A MODEL NUMBER

Ⓐ Select basic model.

Ⓑ Select upholstery grade and color. Refer to **ki.com/fabrics**

SPECIAL SERVICES

Special Carton Marking

With specially marked information N/C

Shipping

Ships **assembled, FOB Bonduel, WI 54107, freight prepaid.** Freight class 125.

Specifications and prices are subject to change without prior notice.

Personal Lockers
Standard Size - All Doors

Personal Lockers
Standard Size - All Doors

	Features	W x D x H	MODEL NUMBER Basic Model	Lock Option	Lock Color	Shell Color	Door Color	Pull Style	Approx. Packaged Weight	Standard Lock	Padlock	Combination Lock	Digital Lock
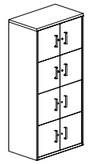 CZLK **30” Wide** • Steel construction with steel doors • Shell and door finishes are specified independently • Standard doors are 15” high • Individual doors are 14” wide on 30” models • 4 locking options are offered • Individual lockers are randomly keyed	Standard Personal Lockers 2 X 2	30 x 18 x 33-1/8”	CZSLKSTD3030	□□□□	□□□	□□	□□□	□□□	122.0#	$ 1802	$ 1920	$ 2551	$ 3182
	Standard Personal Lockers 2 X 3	30 x 18 x 48-7/16”	CZSLKSTD3045	□□□□	□□□	□□	□□□	□□□	163.0#	2492	2667	3617	4563
	Standard Personal Lockers 2 X 4	30 x 18 x 63-3/4”	CZSLKSTD3060	□□□□	□□□	□□	□□□	□□□	205.0#	3219	3453	4718	5981
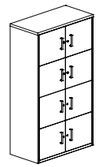 CZLK **36” Wide** • Steel construction with steel doors • Shell and door finishes are specified independently • Standard doors are 15” high • Individual doors are 17” wide on 36” models • 4 locking options are offered • Individual lockers are randomly keyed	Standard Personal Lockers 2 X 2	36 x 18 x 33-1/8”	CZSLKSTD3630	□□□□	□□□	□□	□□□	□□□	132.0#	$ 1888	$ 2008	$ 2640	$ 3272
	Standard Personal Lockers 2 X 3	36 x 18 x 48-7/16”	CZSLKSTD3645	□□□□	□□□	□□	□□□	□□□	178.0#	2616	2791	3740	4689
	Standard Personal Lockers 2 X 4	36 x 18 x 63-3/4”	CZSLKSTD3660	□□□□	□□□	□□	□□□	□□□	223.0#	3383	3617	4881	6144
				Ⓐ	Ⓑ	Ⓒ	Ⓓ	Ⓔ	Ⓕ				

HOW TO ORDER

Indicate the following information on order form:
1. Quantity of each item.
2. Model number, including options. See “How To Build a Model Number”.
3. Any special service required.

Note: • The □ indicates that a choice is required.
- The absence of the □ indicates that no choice is required.
- Alpha-numeric characters in place of □ indicate that no other alternatives are available.

HOW TO BUILD A MODEL NUMBER

Ⓐ Select basic model.

Ⓑ Select lock option.

SLCK	- Standard lock
PLCK	- Padlock
CLCK	- Combination lock
DLCK	- Digital lock

Ⓒ Select lock color.
Refer to the **Product Color Options** page in this price list.
Lock color is only available when Standard Lock (SLCK) is selected.

Ⓓ Select shell powdercoat.
Refer to the **Product Color Options** page in this price list.

Ⓔ Select door powdercoat.
Refer to the **Product Color Options** page in this price list.

Ⓕ Select pull style.

CZP	- Connection Zone pull
USP	- U-Series pull

Pull Style pick is only available when standard lock has been selected.

SPECIAL SERVICES

Special Carton Marking

With specially marked information N/C

Shipping

Ships **assembled, FOB Pembroke, ON K8A 0E1, freight prepaid.** Freight class 70.

Specifications and prices are subject to change without prior notice.

Personal Lockers
Standard Size with Lower Drawer

Personal Lockers
Standard Size with Lower Drawer

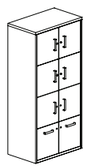

CZLK

30" Wide with Lower Drawer

- Steel construction with steel doors
- Lowest lockers feature sliding drawers
- Shell and door/drawer finishes are specified independently
- Standard doors/drawers are 15" high
- Individual doors are 14" wide on 30" models
- 4 locking options are offered
- Individual lockers are randomly keyed

	Features	W x D x H	MODEL NUMBER Basic Model	Lock Option	Lock Color	Shell Color	Door Color	Pull Style	Approx. Packaged Weight	Standard Lock	Padlock	Combination Lock	Digital Lock
	Standard Lockers, Bottom Drawers 2 X 2	30 x 18 x 33-1/8"	CZSLKSTDD3030	□□□□	□□□	□□	□□□	□□□	146.0#	$ 2055	$ 2173	$ 2804	$ 3435
	Standard Lockers, Bottom Drawers 2 X 3	30 x 18 x 48-7/16"	CZSLKSTDD3045	□□□□	□□□	□□	□□□	□□□	187.0#	2744	2919	3867	4817
	Standard Lockers, Bottom Drawers 2 X 4	30 x 18 x 63-3/4"	CZSLKSTDD3060	□□□□	□□□	□□	□□□	□□□	229.0#	3471	3705	4969	6234
			Ⓐ	Ⓑ	Ⓒ	Ⓓ	Ⓔ	Ⓕ					

HOW TO ORDER

Indicate the following information on order form:
1. Quantity of each item.
2. Model number, including options. See "How To Build a Model Number".
3. Any special service required.

Note: • The □ indicates that a choice is required.
- The absence of the □ indicates that no choice is required.
- Alpha-numeric characters in place of □ indicate that no other alternatives are available.

HOW TO BUILD A MODEL NUMBER

Ⓐ Select basic model.

Ⓑ Select lock option.

SLCK	- Standard lock
PLCK	- Padlock
CLCK	- Combination lock
DLCK	- Digital lock

Ⓒ Select lock color.
Refer to the **Product Color Options** page in this price list.
Lock color is only available when Standard Lock (SLCK) is selected.

Ⓓ Select shell powdercoat.
Refer to the **Product Color Options** page in this price list.

Ⓔ Select door powdercoat.
Refer to the **Product Color Options** page in this price list.

Ⓕ Select pull style.

CZP	- Connection Zone pull
USP	- U-Series pull

Pull Style pick is only available when standard lock has been selected.

SPECIAL SERVICES

Special Carton Marking

With specially marked information	N/C

Shipping

Ships **assembled, FOB Pembroke, ON K8A 0E1, freight prepaid.** Freight class 70.

Specifications and prices are subject to change without prior notice.

Personal Lockers
Standard Size with Lower Drawer

Personal Lockers
Standard Size with Lower Drawer

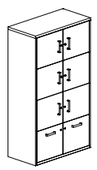

CZLK

36" Wide with Lower Drawer

- Steel construction with steel doors
- Lowest lockers feature sliding drawers
- Shell and door/drawer finishes are specified independently
- Standard doors/drawers are 15" high
- Individual doors are 17" wide on 36" models
- 4 locking options are offered
- Individual lockers are randomly keyed

	Features	W x D x H	MODEL NUMBER Basic Model	Lock Option	Lock Color	Shell Color	Door Color	Pull Style	Approx. Packaged Weight	Standard Lock	Padlock	Combination Lock	Digital Lock
	Standard Lockers, Bottom Drawers 2 X 2	36 x 18 x 33-1/8"	CZSLKSTDD3630	□□□□	□□□	□□	□□□	□□□	159.0#	$ 2141	$ 2259	$ 2893	$ 3523
	Standard Lockers, Bottom Drawers 2 X 3	36 x 18 x 48-7/16"	CZSLKSTDD3645	□□□□	□□□	□□	□□□	□□□	204.0#	2867	3044	3992	4938
	Standard Lockers, Bottom Drawers 2 X 4	36 x 18 x 63-3/4"	CZSLKSTDD3660	□□□□	□□□	□□	□□□	□□□	249.0#	3633	3867	5132	6397
			Ⓐ	Ⓑ	Ⓒ	Ⓓ	Ⓔ	Ⓕ					

HOW TO ORDER

Indicate the following information on order form:
1. Quantity of each item.
2. Model number, including options. See "How To Build a Model Number".
3. Any special service required.

Note: • The □ indicates that a choice is required.
- The absence of the □ indicates that no choice is required.
- Alpha-numeric characters in place of □ indicate that no other alternatives are available.

HOW TO BUILD A MODEL NUMBER

Ⓐ Select basic model.

Ⓑ Select lock option.

SLCK	- Standard lock
PLCK	- Padlock
CLCK	- Combination lock
DLCK	- Digital lock

Ⓒ Select lock color.
Refer to the **Product Color Options** page in this price list.
Lock color is only available when Standard Lock (SLCK) is selected.

Ⓓ Select shell powdercoat.
Refer to the **Product Color Options** page in this price list.

Ⓔ Select door powdercoat.
Refer to the **Product Color Options** page in this price list.

Ⓕ Select pull style.

CZP	- Connection Zone pull
USP	- U-Series pull

Pull Style pick is only available when standard lock has been selected.

SPECIAL SERVICES

Special Carton Marking

With specially marked information	N/C

Shipping

Ships **assembled, FOB Pembroke, ON K8A 0E1, freight prepaid.** Freight class 70.

Specifications and prices are subject to change without prior notice.

Personal Lockers
Large Size - All Doors

Personal Lockers
Large Size - All Doors

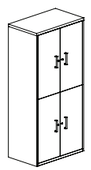

CZLK
30" Wide

- Steel construction with steel doors
- Shell and door finishes are specified independently
- Large doors are 30" high
- Individual doors are 14" wide on 30" models
- 4 locking options are offered
- Includes one coat hook in each locker
- Accepts one centered shelf, specified separately
- Individual lockers are randomly keyed

	Features	W x D x H	MODEL NUMBER Basic Model	Lock Option	Lock Color	Shell Color	Door Color	Pull Style	Approx. Packaged Weight	Standard Lock	Padlock	Combination Lock	Digital Lock
	Large Personal Lockers 2 x 1	30 x 18 x 33-1/8"	CZSLKLRG3030	□□□□	□□□	□□	□□□	□□□	98.0#	$ 1521	$ 1581	$ 1896	$ 2213
	Large Personal Lockers 2 x 2	30 x 18 x 63-3/4"	CZSLKLRG3060	□□□□	□□□	□□	□□□	□□□	185.0#	2663	2778	3412	4043
			Ⓐ	Ⓑ	Ⓒ	Ⓓ	Ⓔ	Ⓕ					

HOW TO ORDER

Indicate the following information on order form:
1. Quantity of each item.
2. Model number, including options. See "How To Build a Model Number".
3. Any special service required.

Note: • The □ indicates that a choice is required.
- The absence of the □ indicates that no choice is required.
- Alpha-numeric characters in place of □ indicate that no other alternatives are available.

HOW TO BUILD A MODEL NUMBER

Ⓐ Select basic model.

Ⓑ Select lock option.

SLCK	- Standard lock
PLCK	- Padlock
CLCK	- Combination lock
DLCK	- Digital lock

Ⓒ Select lock color.
Refer to the **Product Color Options** page in this price list.
Lock color is only available when Standard Lock (SLCK) is selected.

Ⓓ Select shell powdercoat.
Refer to the **Product Color Options** page in this price list.

Ⓔ Select door powdercoat.
Refer to the **Product Color Options** page in this price list.

Ⓕ Select pull style.

CZP	- Connection Zone pull
USP	- U-Series pull

Pull Style pick is only available when standard lock has been selected.

SPECIAL SERVICES

Special Carton Marking

With specially marked information	N/C

Shipping

Ships **assembled, FOB Pembroke, ON K8A 0E1, freight prepaid.** Freight class 70.

Specifications and prices are subject to change without prior notice.

Personal Lockers
Large Size - All Doors

Personal Lockers
Large Size - All Doors

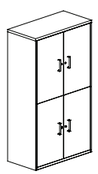

CZLK
36" Wide

- Steel construction with steel doors
- Shell and door finishes are specified independently
- Large doors are 30" high
- Individual doors are 17" wide on 36" models
- 4 locking options are offered
- Includes one coat hook in each locker
- Accepts one centered shelf, specified separately
- Individual lockers are randomly keyed

	Features	W x D x H	MODEL NUMBER Basic Model	Lock Option	Lock Color	Shell Color	Door Color	Pull Style	Approx. Packaged Weight	Standard Lock	Padlock	Combination Lock	Digital Lock
	Large Personal Lockers 2 x 1	36 x 18 x 33-1/8"	CZSLKLRG3630	□□□□	□□□	□□	□□□	□□□	108.0#	$ 1597	$ 1655	$ 1972	$ 2288
	Large Personal Lockers 2 x 2	36 x 18 x 63-3/4"	CZSLKLRG3660	□□□□	□□□	□□	□□□	□□□	200.0#	2798	2915	3546	4177
				Ⓑ	Ⓒ	Ⓓ	Ⓔ	Ⓕ					

HOW TO ORDER

Indicate the following information on order form:
1. Quantity of each item.
2. Model number, including options. See "How To Build a Model Number".
3. Any special service required.

Note: • The □ indicates that a choice is required.
- The absence of the □ indicates that no choice is required.
- Alpha-numeric characters in place of □ indicate that no other alternatives are available.

HOW TO BUILD A MODEL NUMBER

Ⓐ Select basic model.

Ⓑ Select lock option.

SLCK	- Standard lock
PLCK	- Padlock
CLCK	- Combination lock
DLCK	- Digital lock

Ⓒ Select lock color.
Refer to the **Product Color Options** page in this price list.
Lock color is only available when Standard Lock (SLCK) is selected.

Ⓓ Select shell powdercoat.
Refer to the **Product Color Options** page in this price list.

Ⓔ Select door powdercoat.
Refer to the **Product Color Options** page in this price list.

Ⓕ Select pull style.

CZP	- Connection Zone pull
USP	- U-Series pull

Pull Style pick is only available when standard lock has been selected.

SPECIAL SERVICES

Special Carton Marking

With specially marked information	N/C

Shipping

Ships **assembled, FOB Pembroke, ON K8A 0E1, freight prepaid.** Freight class 70.

Specifications and prices are subject to change without prior notice.

Locker Accessories

	MODEL	Features	W x D x H	MODEL NUMBER Basic Model	MODEL NUMBER Shelf Color	Approx. Packaged Weight	Delivered Pricing
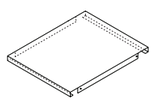 CZAC	**Large Locker Fixed Shelves** • For use with large lockers only		13-1/2 x 15-7/8 x 7/8”	CZLK30FS	□□	5.0#	$ 94
			16-1/2 x 15-7/8 x 7/8”	CZLK36FS	□□	6.0#	105
HRDPT	**P-Series Keys** • Double bit design • Range of 200 different core/key numbers available • Must specify lock number(s) requested when ordering cut key or lock core/key sets	Lock Core/2 Key Set - Satin Chrome		2.KP20522.SC		0.4#	$ 15
		Lock Core/2 Key Set - Black		2.KP20522		0.4#	15
		Master Key		2.KP20550		0.2#	11
		Extractor Key		2.KP20551		0.2#	11
		Blank Key		2.KP20552		0.2#	3
		Cut Key		2.KP20557		0.2#	4
HRDPT	**Locker Master Key for CLCK Lock** • Master key for CLCK combination locks used on Connection Zone storage lockers ONLY • Not for use with any other locks except Connection Zone combination locks			2.KP61614		0.2#	$ 29
HRDPT	**Locker Master Key for DLCK Lock** • Master key for DLCK digital locks used on Connection Zone storage lockers ONLY • Not for use with any other locks except Connection Zone digital locks			2.KP61616		0.2#	$ 10
				Ⓐ	Ⓑ		

HOW TO ORDER

Indicate the following information on order form:
1. Quantity of each item.
2. Model number, including options. See “How To Build a Model Number”.
3. Any special service required.

Note: • The □ indicates that a choice is required.
- The absence of the □ indicates that no choice is required.
- Alpha-numeric characters in place of □ indicate that no other alternatives are available.

HOW TO BUILD A MODEL NUMBER

Ⓐ Select basic model.

Ⓑ Select shelf color.
Refer to the **Product Color Options** page in this price list.

SPECIAL SERVICES

Special Carton Marking

With specially marked information N/C

Shipping

Ships **assembled, FOB Pembroke, ON K8A 0E1, freight prepaid.** Freight class 70.

Specifications and prices are subject to change without prior notice.

Pedestals
Mobile

Pedestals
Mobile

	MODEL	W x D x H	MODEL NUMBER: Basic Model	Shell Color Ⓑ	Drawer Color Ⓒ	Drawer Laminate Ⓓ	Edge Color Ⓔ	Lock Option Ⓕ	Lock Color Ⓖ	Pull Style Ⓗ	Approx. Packaged Weight	Delivered Pricing
 CZPD	**Steel Shell and Drawer** • Upper box drawer, lower file • 5th wheel eliminates need for counter-balance weight • Steel shell and steel fronts • Optional dividers specified separately • Optional pad specified separately	15 X 17-5/8 X 21-3/4”	CZPDS20MBF	□□	□□□			□□□	□□□	□□□	51.0#	$ 463
		15 x 21-5/8 x 21-3/4”	CZPDS24MBF	□□	□□□			□□□	□□□	□□□	54.0#	494
		15 x 27-5/8 x 21-3/4”	CZPDS30MBF	□□	□□□			□□□	□□□	□□□	66.0#	547
 CZPD	**Steel Shell, Laminate Front** • Upper box drawer, lower file • 5th wheel eliminates need for counter-balance weight • Steel shell with laminate drawer fronts • Optional dividers specified separately • Optional pad specified separately	15 x 17-5/8 x 21-3/4”	CZPDL20MBF	□□		□□□	□□□	□□□	□□□	□□□	48.0#	$ 692
		15 x 21-5/8 x 21-3/4”	CZPDL24MBF	□□		□□□	□□□	□□□	□□□	□□□	51.0#	722
		15 x 27-5/8 x 21-3/4”	CZPDL30MBF	□□		□□□	□□□	□□□	□□□	□□□	63.0#	776

HOW TO ORDER

Indicate the following information on order form:
1. Quantity of each item.
2. Model number, including options. See “How To Build a Model Number”.
3. Any special service required.

Note: • The □ indicates that a choice is required.
- The absence of the □ indicates that no choice is required.
- Alpha-numeric characters in place of □ indicate that no other alternatives are available.

HOW TO BUILD A MODEL NUMBER

Ⓐ Select basic model.

Ⓑ Select shell color.
Refer to the **Product Color Options** page in this price list.

Ⓒ Select drawer color.
Refer to the **Product Color Options** page in this price list.

Ⓓ Select drawer laminate.
Refer to the **Product Color Options** page in this price list.

Ⓔ Select edge color.
Refer to the **Product Color Options** page in this price list.

Ⓕ Select lock option.

KS	- Key standard
NLC	- No lock core
KA	- Key alike

Ⓖ Select lock color.
Refer to the **Product Color Options** page in this price list.

Ⓗ Select pull style.

CZP	- Connection Zone pull
USP	- U-Series pull

SPECIAL SERVICES

Special Carton Marking

With specially marked information	N/C

Shipping

Ships **assembled, FOB Pembroke, ON K8A 0E1, freight prepaid.** Freight class 70.

Specifications and prices are subject to change without prior notice.

Pedestals
Pads

Pedestals
Pads

	MODEL	W x D	MODEL NUMBER Basic Model	MODEL NUMBER Upholstery Color	Approx. Packaged Weight	Delivered Pricing Fabric Grade 1 & C.O.M.	Delivered Pricing Fabric Grade 2	Delivered Pricing Fabric Grade 3	Delivered Pricing Pallas Fabric Group P0	Delivered Pricing Pallas Fabric Group P1	Delivered Pricing Pallas Fabric Group P2	Delivered Pricing Pallas Fabric Group P3	Delivered Pricing Pallas Fabric Group P4
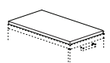	**Pedestal Pads** • Foam and medium density fiberboard construction • Non-slip pads on underside	15 x 17-5/8"	CZSPP1520	□□□□	4.0#	$ 111	$ 123	$ 124	$ 121	$ 134	$ 145	$ 145	$ 157
		15 x 21-5/8"	CZSPP1524	□□□□	5.0#	130	145	148	152	167	184	185	201
		15 x 27-5/8"	CZSPP1530	□□□□	6.0#	140	157	159	161	178	193	194	212

CZSP

Ⓐ Ⓑ

HOW TO ORDER

Indicate the following information on order form:
1. Quantity of each item.
2. Model number, including options. See “How To Build a Model Number”.
3. Any special service required.

Note: • The □ indicates that a choice is required.
- The absence of the □ indicates that no choice is required.
- Alpha-numeric characters in place of □ indicate that no other alternatives are available.

HOW TO BUILD A MODEL NUMBER

Ⓐ Select basic model.

Ⓑ Select upholstery grade and color. Refer to **ki.com/fabrics**

SPECIAL SERVICES

Special Carton Marking

With specially marked information N/C

Shipping

Ships **assembled, FOB Bonduel, WI 54107, freight prepaid.** Freight class 100.

Specifications and prices are subject to change without prior notice.

Pedestals
Accessories

Pedestals
Accessories

	MODEL	Features	W x D x H	MODEL NUMBER Basic Model	Approx. Packaged Weight	Delivered Pricing
	**Pencil Tray** • For 3" pencil and 6" box drawers • Black finish only • Priced individually		12-1/8 x 4 x 1"	S7P/PENTRAY	1.0#	$ 10
PDACU						
	**6" Partition** • For 6" box drawers • Black finish only • Priced individually		12-1/8 x 4-5/8"	S7P/D6	1.0#	$ 6
PDACU						
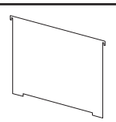	**Hanging Folder Partition** • For 12" file drawers • Black finish only • Priced individually		12-1/8 x 9-5/8"	S7P/D12	1.0#	$ 10
PDACU						
	**Pedestal Hanging Folder Bar Channel** • Clips over top edge of pedestal drawer body • Prevents files from moving freely but can be moved by hand • Can also be used to hang folders in file drawers side-to-side	1 Bar: Fits 17-5/8"D Pedestals		S7P/20FBP	0.1#	$ 8
		2 Bars: Fits 21-5/8"D Pedestals		S7P/24FBP	0.1#	10
		3 Bars: Fits 27-5/8"D Pedestals		S7P/30FBP	0.1#	14
PDACU						

Ⓐ

HOW TO ORDER

Indicate the following information on order form:
1. Quantity of each item.
2. Model number, including options. See "How To Build a Model Number".
3. Any special service required.

Note: • The ☐ indicates that a choice is required.
- The absence of the ☐ indicates that no choice is required.
- Alpha-numeric characters in place of ☐ indicate that no other alternatives are available.

HOW TO BUILD A MODEL NUMBER

Ⓐ Select basic model.

SPECIAL SERVICES

Special Carton Marking

With specially marked information N/C

Shipping

Ships **assembled, FOB Pembroke, ON K8A 0E1, freight prepaid.** Freight class 70.

Specifications and prices are subject to change without prior notice.

Mobile Screens
General Information

Acrylic Gradient Pattern
Printed Surface



Acrylic Grid Pattern
Printed Surface



Acrylic Solid White
Unprinted Surface



Acrylic Translucent Crystal
Unprinted Surface



Solid White
Magnetic Steel Surface



Fabric Surface
See **ki.com\fabrics**

Connection Zone® Screens, as part of the Connection Zone® Collection, offer freestanding mobile collaboration and space division. Mobile screens feature steel frames and acrylic inserts, either printed or unprinted, with dry-erase coating. All Connection Zone® Screen models meet or exceed relevant ANSI/BIFMA X5.6-2010/ BIFMA 5.9-2012 standards, available upon request.

CONSTRUCTION AND STANDARD FEATURES

Frame Construction
Mobile frames are constructed of steel tube supports. Tubes are shaped and joined to create a screen with interior storage compartments. Frame is fully coated with dry-erase powdercoat paint, allowing marker writability on all painted surfaces. Frames support the attachment of acrylic sheets for the creation of a two-sided complete screen, and frame design allows for physical connection of one screen to another. Frames feature 2 steel formed hooks for attachment of flip chart pads.

Screens available in heights of 72” and 80”, and in widths of 36” and 42”. Screen floor space depth is 22-1/2”.

Acrylic Inserts
One-quarter inch thick acrylic sheets are captured on either side of steel frame. Acrylic features dry-erase coating on user-facing side of each sheet for full surface writability.

Inserts may be specified in either unprinted or printed styles. See images above and pricelist for available options. Other print patterns, sizes, or individual requests can be submitted through Product Modification Requests, contact Customer Service for details.

Steel Inserts
Steel inserts feature a dry erase-writable surface attached to a hardboard core. Steel inserts are magnetic and accept optional tackable fabric bulletin boards and rails.

Fabric Inserts
Fabric inserts feature fiberglass cores. Inserts are tackable and are offered in a variety of colors. Fabric inserts are neither writeable nor magnetic.

Casters
Casters feature 4” black swivel twin wheels, and are plate-mounted.

Ledge
An optional steel accessory shelf ledge is available allowing for placement of foam board or other presentation materials at the bottom of the unit.

Bulletin Boards and Rails
Optional tackable bulletin boards are intended for placement on the upper portion of steel insert tiles. Boards are magnetically attached and are fully repositionable.

Rails are intended for horizontal placement anywhere on a steel insert.

INFORMATION

Warranty
Refer to KI Terms & Conditions document or visit ki.com

Mobile Screens
Product Color Options

Mobile Screens

Frame Color

Silver Dry-Erase	SLDE
White Dry-Erase	
WHDE	

Printed Acrylic Insert Color

Gradient Pattern	AGRA
Grid Pattern	
AGRD	

Inprinted Acrylic Insert Color

Translucent crystal	CRYS
Solid white	
WHTE	

Tackable Fabric Insert

Spectrum	S1
Popcorn	PV2

NOTE: Steel insert is white dry erase finish.

Mobile Screens
Printed Acrylic

Mobile Screens
Printed Acrylic

	MODEL	W x H x D	MODEL NUMBER Basic Model	Print Pattern	Frame Color	Approx. Packaged Weight	Delivered Pricing
	**Printed Acrylic Surface Screen** • Acrylic insert with dry-erase coating • Gradient and grid print patterns allow graduated translucency and permeation of light • Includes storage tray and ganging hardware • Black casters • Acrylic surface is non-magnetic and will not accept magnetic attachments	36 x 72 X 22-1/2”	CZMSAP3672	□□□□	□□□□	225.0#	$ 5947
		42 x 72 X 22-1/2”	CZMSAP4272	□□□□	□□□□	232.0#	5947
		42 x 80 X 22-1/2”	CZMSAP4280	□□□□	□□□□	238.0#	5947
CZMS			Ⓐ	Ⓑ	Ⓒ		

HOW TO ORDER

Indicate the following information on order form:
1. Quantity of each item.
2. Model number, including options. See “How To Build a Model Number”.
3. Any special service required.

Note: • The □ indicates that a choice is required.
- The absence of the □ indicates that no choice is required.
- Alpha-numeric characters in place of □ indicate that no other alternatives are available.

HOW TO BUILD A MODEL NUMBER

Ⓐ Select basic model.

Ⓑ Select acrylic type.

AGRA	- Gradient Pattern
AGRD	- Grid Pattern

Ⓒ Select frame color.

SLDE	- Silver Dry-Erase
WHDE	- White Dry-Erase

Refer to the **Product Color Options** page in this price list.

SPECIAL SERVICES

Special Carton Marking

With specially marked information	N/C

Shipping

Ships **assembled, FOB Manitowoc, WI 54220, freight prepaid.** Freight class 70.

Specifications and prices are subject to change without prior notice.

Mobile Screens
Unprinted Acrylic

Mobile Screens
Unprinted Acrylic



CZMS

MODEL	W x H x D	MODEL NUMBER Basic Model (A)	Print Pattern (B)	Frame Color (C)	Approx. Packaged Weight	Delivered Pricing
Unprinted Acrylic Surface Screen • Acrylic insert with dry-erase coating • Acrylic does not feature any print pattern • Includes storage tray and ganging hardware • Black casters • Acrylic surface is non-magnetic and will not accept magnetic attachments	36 x 72 X 22-1/2”	CZMSAS3672	□□□□	□□□□	225.0#	$ 5296
	42 x 72 X 22-1/2”	CZMSAS4272	□□□□	□□□□	232.0#	5296
	42 x 80 X 22-1/2”	CZMSAS4280	□□□□	□□□□	238.0#	5296

HOW TO ORDER

Indicate the following information on order form:
1. Quantity of each item.
2. Model number, including options. See “How To Build a Model Number”.
3. Any special service required.

Note: • The □ indicates that a choice is required.
- The absence of the □ indicates that no choice is required.
- Alpha-numeric characters in place of □ indicate that no other alternatives are available.

HOW TO BUILD A MODEL NUMBER

A Select basic model.

B Select acrylic type.

CRYS	- Translucent crystal
WHTE	- Solid white

C Select frame color.

SLDE	- Silver Dry-Erase
WHDE	- White Dry-Erase

Refer to the **Product Color Options** page in this price list.

SPECIAL SERVICES

Special Carton Marking

With specially marked information	N/C

Shipping

Ships **assembled, FOB Manitowoc, WI 54220, freight prepaid.** Freight class 70.

Specifications and prices are subject to change without prior notice.

Mobile Screens
Magnetic Dry Erase Steel Surface Two Sides

Mobile Screens
Magnetic Dry Erase Steel Surface Two Sides

	MODEL	W x H x D	MODEL NUMBER Basic Model	Frame Color	Fabric Color	Approx. Packaged Weight	Delivered Pricing	Delivered Pricing Fabric Grade 1	Delivered Pricing Fabric Grade 2	Delivered Pricing Pallas Vertical Fabric Grade PV2
 CZMS	**Dry Erase Steel Surface Screen** • White dry erase steel surface two sides • Steel is magnetic • Includes storage tray and ganging hardware • Black casters	36 x 72 x 22-1/2”	CZMSDS3672	☐☐☐☐		254.0#	$ 3889			
		42 x 72 x 22-1/2”	CZMSDS4272	☐☐☐☐		263.0#	3998			
		42 x 80 x 22-1/2”	CZMSDS4280	☐☐☐☐		272.0#	4150			
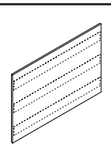 CZMSB	**Magnetic Tackable Fabric Bulletin Board** • Magnetic attachment to steel tiles only • Intended for use on topmost 24” of tile only • Not intended for use on curve • Tackable surface	24 x 24 x 1/2”	CZMSBB2424		☐☐☐☐	2.5#	N/A	$ 542	$ 555	$ 587
		36 x 24 x 1/2”	CZMSBB3624		☐☐☐☐	3.0#	N/A	573	584	616
		42 x 24 x 1/2”	CZMSBB4224		☐☐☐☐	3.5#	N/A	577	591	623
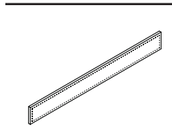 CZMSB	**Magnetic Tackable Fabric Bulletin Rail** • Magnetic attachment to steel tiles only • Intended for horizontal placement only • Not intended for use on curve • Tackable surface	24 x 6 x 1/2”	CZMSBR246		☐☐☐☐	1.0#	N/A	$ 263	$ 270	$ 282
		36 x 6 x 1/2”	CZMSBR366		☐☐☐☐	1.5#	N/A	283	290	303
		42 x 6 x 1/2”	CZMSBR426		☐☐☐☐	2.0#	N/A	296	303	314
				Ⓐ	Ⓑ Ⓒ					

HOW TO ORDER

Indicate the following information on order form:
1. Quantity of each item.
2. Model number, including options. See “How To Build a Model Number”.
3. Any special service required.

Note: • The ☐ indicates that a choice is required.
- The absence of the ☐ indicates that no choice is required.
- Alpha-numeric characters in place of ☐ indicate that no other alternatives are available.

HOW TO BUILD A MODEL NUMBER

Ⓐ Select basic model.

Ⓑ Select frame color.

SLDE	- Silver Dry-Erase
WHDE	- White Dry-Erase

Refer to the **Product Color Options** page in this price list.

Ⓒ Select fabric.
Refer to **ki.com/fabrics**

SPECIAL SERVICES

Special Carton Marking

With specially marked information N/C

Shipping
Ships **assembled, FOB Manitowoc, WI 54220, freight prepaid.** Freight class 70.

Specifications and prices are subject to change without prior notice.

Mobile Screens
Fabric Tile Surface Two Sides

Mobile Screens
Fabric Tile Surface Two Sides



CZMSF

MODEL	W x H x D	MODEL NUMBER Basic Model (A)	Frame Color (B)	Fabric Side 1 (C)	Fabric Side 2 (D)	Approx. Packaged Weight	Delivered Pricing Fabric Grade 1	Delivered Pricing Fabric Grade 2	Delivered Pricing Pallas Vertical Fabric Grade PV2
Fabric Tile Surface Two Sides • Tackable fabric surface on both sides • Includes storage tray and ganging hardware • Black casters	36 x 72 X 22-1/2”	CZMSTF3672	□□□□	□□□□	□□□□	205.0#	$ 4019	$ 4066	$ 4351
	42 x 72 X 22-1/2”	CZMSTF4272	□□□□	□□□□	□□□□	209.0#	4150	4197	4491
	42 x 80 X 22-1/2”	CZMSTF4280	□□□□	□□□□	□□□□	212.0#	4297	4350	4654

HOW TO ORDER

Indicate the following information on order form:
1. Quantity of each item.
2. Model number, including options. See “How To Build a Model Number”.
3. Any special service required.

Note: • The □ indicates that a choice is required.
- The absence of the □ indicates that no choice is required.
- Alpha-numeric characters in place of □ indicate that no other alternatives are available.

HOW TO BUILD A MODEL NUMBER

A Select basic model.

B Select frame color.

SLDE	- Silver Dry-Erase
WHDE	- White Dry-Erase

Refer to the **Product Color Options** page in this price list.

C Select fabric side 1.
Refer to **ki.com/fabrics**

D Select fabric side 2.
Refer to **ki.com/fabrics**

SPECIAL SERVICES

Special Carton Marking

With specially marked information	N/C

Shipping

Ships **assembled, FOB Manitowoc, WI 54220, freight prepaid.** Freight class 70.

Specifications and prices are subject to change without prior notice.

Mobile Screens
Magnetic Dry Erase Steel and Tackable Fabric

Mobile Screens
Magnetic Dry Erase Steel and Tackable Fabric

	MODEL	W x H x D	MODEL NUMBER Basic Model	Frame Color	Fabric Side 1	Fabric Side 2	Approx. Packaged Weight	Delivered Pricing Fabric Grade 1	Delivered Pricing Fabric Grade 2	Delivered Pricing Pallas Vertical Fabric Grade PV2
 CZMSF	**Magnetic Dry Erase Steel Side One, Tackable Fabric Side Two** • Latch mechanism is handed; latch is located at the top left of side 1 • Steel is magnetic • Dry erase steel on side 1 • Tackable fabric on side 2	36 x 72 X 22-1/2”	CZMSSF3672	□□□□		□□□□	229.0#	$ 3996	$ 4022	$ 4184
		42 x 72 X 22-1/2”	CZMSSF4272	□□□□		□□□□	236.0#	4119	4141	4307
		42 x 80 X 22-1/2”	CZMSSF4280	□□□□		□□□□	242.0#	4265	4292	4467
 CZMSF	**Tackable Fabric Side One, Magnetic Dry Erase Steel Side Two** • Latch mechanism is handed; latch is located at the top left of side 1 • Steel is magnetic • Tackable fabric on side 1 • Dry erase steel on side 2	36 x 72 X 22-1/2”	CZMSFS3672	□□□□	□□□□		229.0#	$ 3996	$ 4022	$ 4184
		42 x 72 X 22-1/2”	CZMSFS4272	□□□□	□□□□		236.0#	4119	4141	4307
		42 x 80 X 22-1/2”	CZMSFS4280	□□□□	□□□□		242.0#	4265	4292	4467
			Ⓐ	Ⓑ	Ⓒ	Ⓓ				

HOW TO ORDER

Indicate the following information on order form:
1. Quantity of each item.
2. Model number, including options. See “How To Build a Model Number”.
3. Any special service required.

Note: • The □ indicates that a choice is required.
- The absence of the □ indicates that no choice is required.
- Alpha-numeric characters in place of □ indicate that no other alternatives are available.

HOW TO BUILD A MODEL NUMBER

Ⓐ Select basic model.

Ⓑ Select frame color.

SLDE	- Silver Dry-Erase
WHDE	- White Dry-Erase

Refer to the **Product Color Options** page in this price list.

Ⓒ Select fabric side 1.
Refer to **ki.com/fabrics**

Ⓓ Select fabric side 2.
Refer to **ki.com/fabrics**

SPECIAL SERVICES

Special Carton Marking

With specially marked information	N/C

Shipping

Ships **assembled, FOB Manitowoc, WI 54220, freight prepaid.** Freight class 70.

Specifications and prices are subject to change without prior notice.

Mobile Screens
Accessories

Mobile Screens
Accessories

	MODEL	W x H x D	MODEL NUMBER: Basic Model	MODEL NUMBER: Paint Color	Approx. Packaged Weight	Delivered Pricing
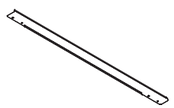 HRDPT	**Attachable Ledge Tray** • Provides support for ancillary presentation materials such as foam boards and easel pads • Approximately 1/2" deep by width of screen	34 x 1 x 2"	CZMSL36	□□□□	1.3#	$ 49
		40 x 1 x 2"	CZMSL42	□□□□	1.5#	53
			Ⓐ	Ⓑ		

HOW TO ORDER

Indicate the following information on order form:
1. Quantity of each item.
2. Model number, including options. See "How To Build a Model Number".
3. Any special service required.

Note: • The □ indicates that a choice is required.
- The absence of the □ indicates that no choice is required.
- Alpha-numeric characters in place of □ indicate that no other alternatives are available.

HOW TO BUILD A MODEL NUMBER

Ⓐ Select basic model.

Ⓑ Select paint color.

SLDE	- Silver Dry-Erase
WHDE	- White Dry-Erase

Refer to the **Product Color Options** page in this price list.

SPECIAL SERVICES

Special Carton Marking

With specially marked information	N/C

Shipping

Ships **knocked down, FOB Manitowoc, WI 54220, freight prepaid.** Freight class 70.

Specifications and prices are subject to change without prior notice.

1330 Bellevue Street
P.O. Box 8100
Green Bay, WI 54308-8100
800.424.2432
ki.com

KI and Furnishing Knowledge are registered
trademarks of Krueger International, Inc.

© 2020 Krueger International, Inc.
All Rights Reserved.
Code KI-PLW-000270/KI/PDF

Furnishing Knowledge®

CROSSROADS®
LIBRARY FURNITURE

PRICE LIST

January 3, 2011

Updated October 3, 2022

800.424.2432

Contents

Refer to KI Terms & Conditions document or visit ki.com.

Contents

Refer to KI Terms & Conditions document or visit ki.com.

CrossRoads® Library Furniture
- General Information 2
- Product Color Options 4

CrossRoads® Study Tables
- Rectangular Tables 5
- Square and Round Tables 6
- Panel Leg Tables 7

CrossRoads® Study Carrels
- Single Face Carrels 8
- Double Face Carrels 9

CrossRoads® Stand-up Computer Stations
- Single Face Stations 10
- Double Face Stations 11

CrossRoads® Shelving
- 42" High Shelving 12
- 54" High Shelving 13
- 60" High Shelving 14
- 72" High Shelving 15
- 82" High Shelving 16
- 96" High Shelving 17

CrossRoads® Metal Shelving
- 42" Metal Shelving 19
- 54" Metal Shelving 20
- 60" Metal Shelving 21
- 72" Metal Shelving 22
- 82" Metal Shelving 23

CrossRoads® Periodical Shelving
- 42" High Periodical Shelving 24
- 60" High Periodical Shelving 25
- 82" High Periodical Shelving 26

CrossRoads® Media Display Metal Shelving
- 42" Media Display Metal Shelving 27
- 60" Media Display Metal Shelving 28
- 82" Media Display Metal Shelving 29

CrossRoads® Accessory Units
- Storage/Accessories 30
- Newspaper Display Units 31
- Atlas and Dictionary Stands 32
- Rolling Book Carts 33

CrossRoads® Seating
- General Information 34
- Product Color Options 35
- Wood Chairs 36

CrossRoads® Circulation Desk
- Typicals 37

CrossRoads® Library Furniture
General Information

SPECIFICATIONS

Study Table Top
Tabletop is 1-1/4" thick, particleboard core construction with .05" high pressure laminate facer and .026" backer on the underside. All four edges shall be banded with a 1-1/4" thick and 2" wide solid oak or maple external knife edge laminated to core after application of the facer laminate. The edge is beveled to a .25" radiused bullnose at the top. The edge band has mitered corners.
Table tops are offered without grommets, with grommets, or with PowerUp® modules. Grommets and PowerUp® modules fit in the same size top cutout. For grommet and PowerUp® options, placement on table top will either be in the table center or offset to one edge. Offset grommet or PowerUp® locations will be centered on the longest outside edge of the table and 7-3/4" from the table edge to the center of the grommets or PowerUp®. For round and square tables, grommet or PowerUp® placement on the outer edge of the table will be centered on the outer edge between two legs.

Study Table Legs
The legs are attached to the apron using a heavy gauge metal plate with two heavy-duty anchoring bolts. The legs are 2-1/4" square glued up face to face. All of the edges are eased with a 1/4" radius. For tables with grommets or PowerUp®, cords are managed by the vertical leg wire manager or the wood routed wireway. Leg wireway is scuff-resistant, high-impact rigid Polypropylene plastic and is fastened to the leg with full-length adhesive bond. The solid wood routed wireway is 1" wide and 3/4" deep and runs from the bottom of the leg to just under the intersection with the apron. 1/4" solid wood cap attaches with (6) knurled thumbscrews.

Study Table Aprons
A 3/4" thick solid oak or maple apron rail is fit between the legs on all four sides of the table. The apron shall be machined to have a full length arch that is 3-7/8" high at the ends and 2" at the center. The apron rails are screwed to the underside of the top. Optional apron has straight bottom with a beveled face.

Study Table Glides
Each leg has a 2" diameter nylon-based adjustable leveling glide with a 1-1/2" thread stem.

Study Table Worksurface Height
Standard height is 29". Optional 27" or 32" heights may be specified.

Study Table Routed Wireway
Solid wood routed wireway, 1" wide x 3/4" deep runs from bottom of leg to just under intersection with apron. 1/4" solid wood cap attaches with (6) knurled thumbscrews.

Panel End Table Top
Tabletop is 1-1/4" thick, particleboard core construction with .05" high pressure laminate facer and .026" backer on the underside. All four edges shall be banded with a 1-1/4" thick and 2" wide solid oak or maple external knife edge laminated to core after application of the facer laminate. The edge is beveled to a .25" radiused bullnose at the top. The edge band is mitered at all four
corners. Table tops are offered without grommets, with grommets, or with PowerUp® modules. Grommets and PowerUp® modules fit in the same size top cutout. For grommet and PowerUp® options, placement on table top will either be in the table center or offset to one edge. Offset grommet or PowerUp® locations will be centered on the longest outside edge of the table and 7-3/4" from the table edge to the center of the grommets or PowerUp®.

Panel End Table End Panels
The end panels are 1-3/16" thick, particle core construction with select oak or maple veneer on both faces. The verticle edges of the panel are banded with a 1.5mm thick solid oak or maple external band with a 1/32" radius on all edges. The panel base is solid oak or maple with a .13" deep x .38" high reveal groove. The base is glued and screwed to the bottom of the end panel. The end panels are attached to the top using two 21" long, steel "L" brackets with six screws per bracket. The longitudinal stabilizing keel shall be 3/4" thick x 7" wide, particleboard construction with select oak or maple face and back. Bottom edge is banded with 1.5mm solid oak or maple and attached to the end panels and the top using mortise and tenon joinery. For tables with grommets or PowerUp®, cords are managed by the vertical leg wire manager

Panel End Table Glides
Each end and intermediate panel has a pair of 1-1/8" diameter steel-based adjustable leveling glide with a 1-1/4" threaded stem.

Panel End Table Worksurface Height
Standard height is 29".

Study and Stand-up Carrels Top
The worksurface is 1-1/4" thick x 33-1/2" or 45-1/2" wide x 27-1/2" deep, particleboard core construction with .05" high pressure laminate facer and .026" backer on the underside. Exposed edge shall be banded with a 1-1/4" thick and 2" wide solid oak or maple external knife edge laminated to core after application of the facer laminate. The edge is beveled to a .25" radiused bullnose at the top. The worksurface is attached to the end panels and back with a 21" long, steel "L" bracket screwed into brass inserts in the panel and then screwed into the top of the worksurface.

Study and Stand-up Carrels End Panels
The end panels are 1-3/16" thick particleboard core construction with Grade A oak or maple veneer on both faces. The vertical edges of the panel are banded with a 1.5mm thick solid oak or maple external band with a 1/32" radius on all edges. The panels have brass inserts for mounting the worksurface at four different heights (25", 27", 29" and 32" ADA heights). The panel base is select solid oak or maple with a .13" deep x .38" high reveal groove. The base is glued and screwed to the bottom of the end panel. End panels for study and stand-up carrels are machined on one side.

Study and Stand-up Carrels Shared Panels
The intermediate panels are the same construction as the end panels, however, the worksurface and shelf inserts are on both sides of the panel. Shared panels for study and stand-up carrels are machined on both sides.

Study and Stand-up Carrels Back Panels
The back panels are 3/4" thick, 5-ply particleboard core construction with Grade A oak or maple veneer on both faces. The top and bottom edges of the panel are banded with a 1.5mm thick solid oak or maple external band with a 1/32" radius on all edges. The top edge is located 6-1/2" down from the top of the end panels and 4" up from the bottom. Back panels are attached to end panels using cam-lock fasteners. Double-faced units share 1-3/4" thick back panel.

Study and Stand-up Carrels Shelf
The storage shelf shall be 3/4" thick x 33-1/2" or 45-1/2" wide x 10" deep, plywood core construction. Both faces will be covered with select oak or maple veneers and banded on the exposed edge with 1.5mm solid oak or maple. The study carrel shelf is located 15" above the worksurface. The stand-up carrel shelf is located 26" below the worksurface. Shelf is connected to end panels with shoulder screw and insert in panel and cam-lock fasteners in shelf bottom.

Study and Stand-up Carrels Glides
Each end and intermediate panel has a pair of 1-1/8" diameter steel-based adjustable leveling glides with a 1-1/4" threaded stem.

Circulation Desk Top
Joints are secured with steel "L" brackets. Desk top is 1-1/4" thick, particleboard core construction with .05" high-pressure laminate facer and .026" thick backer on the underside.

Circulation Desk Cabinet Construction
The front panels are 3/4" thick, 5-ply plywood with Grade A oak or maple veneer. All exterior faces are matched for color and grain. The side panels are 1-3/16" thick particleboard with Grade A oak or maple veneers and banded on the exposed edge with a 1.5mm solid oak or maple.

Circulation Desk Adjustable Shelves
Adjustable storage shelves are 3/4" thick, 5-ply plywood construction with select oak or maple veneer and banded on exposed edge with solid oak or maple. Shelves are adjustable in 1-1/4" increments and are notched at the ends over metal dowel support.

Circulation Desk Hinged Doors
Doors are 3/4" thick, MDF construction with Grade A oak or maple veneer on both sides. All four edges are banded with solid oak or maple edge. Each door shall be fitted with brushed aluminum or flat black pull and lock.

Circulation Desk Storage Drawers
All drawer fronts are 3/4" thick, MDF construction with Grade A oak or maple veneer on both sides. All four edges are banded with solid oak or maple edge. Each drawer shall be fitted with brushed aluminum or flat black pull and lock.

Circulation Desk Heights
Depending on the component, various heights are available. 27", 29", 32" and 39" may be specified.

Power and Data Management
Study tables, panel leg tables, study carrels, stand-up computer stations and circulation desk modules are available with grommets, PowerUp® system. The PowerUp® module is 6-1/4" long x 3" wide x 2-1/2" high. The module is constructed of textured polycarbonate. The module has one duplex receptacle (110 volts) and two ports for data connectors. The standard module will accommodate most data connectors. The customer purchases the data connectors. The module has a dampened spring-loaded mechanism to allow the unit to open for use and close when not in use. Module comes standard with a 9 ft. cord and 3-prong plug. For both grommets and the PowerUp® system, the underside of the table is provided with a plastic channel (cord management trough, which covers the bottom of the module. This channel, furnished with metal dividers, is provided for the routing of the power supply cords and data lines. For starter and adder carrels with grommets or PowerUp® modules, round cutouts in the end panels allow wires to pass through from one unit to the other. PowerUp® door extrusion and vertical plastic wire manager are standard. Cords are further managed by the vertical leg wire manager, which comes standard with grommets or the PowerUp® system. Leg wireway is scuff-resistant, high-impact rigid Polypropylene plastic, and is fastened to the leg with full-length adhesive bond.

Shelving End Panel
The end panels are 1-3/16" thick, particle core construction with Grade A oak or maple veneer on both faces. The vertical edges of the panel are banded with a 1.5mm thick solid oak or maple external band with a 1/32" radius on all edges. The panel base has a .13" deep x .25" high vein line 4" from the bottom. Two stainless steel adjustable glides are at the bottom of each panel.

Shelving Shared Panel
Same construction as the end panels except brass inserts are on both sides of the panel. Shared panels for shelving are machined on both sides. Adder units are attached with 5/16" through bolts and nuts.

Top Shelf/Cornice Unit
Shelf is 3/4" thick oak or maple construction. The flush-fitting cornice rail at the face sides is 3/4" thick x 2-1/8" high solid oak or maple. Shelf is attached using 1-1/4' x 1-1/4" wood cleats with bolts and metal inserts in the end panels.

Base
Preassembled box with a finished outer kick rail enables shelving to be assembled in the vertical position. Bottom shelf is set into place and positioned by using steel pegs.

Adjustable Wood Shelves
Wood shelves are 3/4" thick solid oak or maple construction. the shelf is grooved on the underside to fit over turned and grooved steel pegs, which are inserted into holes in the end panels. Holes are spaced at 1-1/4" space intervals. Peg and groove design prevents accidental removal. The fixed middle shelf is mounted using wood cleats and screws on units 60-1/2" and higher.

Adjustable Metal Shelves
Metal shelves are 18-gauge steel with notches on the underside to rest on turned and grooved steel pegs. Flat shelf is 1" thick and triple bent front and back edges provide superior strength and eliminate sharp edges. Book stop shelf is bend upward to form 90-dgree angle, 1-5/8" high above the shelf surface to function as a book stop. electro-statically appied powder coat finish. Metal shelves accept spring-type overhead wire book support. Metal shelf units are shipped with a wood base shelf.

Periodical Shelving
End panels, shared panels, and top and bottom shelf assembly construction are the same as standard shelving. Adjustable shelves include 3/4" solid wood angled bracket supports and a 14-gauge steel shelf pivot bracket. A 3/4" solid wood shelf with a 1/2" x 1-1/2" stop rail is mounted at an angle of approximately 45° so that periodicals can be easily viewed. The shelf pivots and can be flipped up to lay flat for storage access below.

Media Shelving
End panels and top and bottom self assembly construction are the same as standard shelving. Media metal shelves are 18-gauge steel with notches on the underside to rest on turned and grooved steel pegs. Angled shelves have slots spaced 1-1/4" to accept metal partitions that can be adjusted to provide separation between displays. Electrostatically-applied powder coated finish for long-term durability. Media shelf units are shipped with a wood base shelf.

Book Truck
Truck sides and bottom are 3/4" plywood with top edge banded. No seams show where side panels adjoin. Descending platform is 3/4" plywood with plastic laminate top surface. Platform is guided on rollers and supported by spring compression. As the platform is loaded, it descends toward the bottom of the truck. The truck is mounted on four swivel casters.

Dictionary Stand
End panels are constructed of 1-3/16" particle core with oak or maple veneer and 1.5mm thick solid wood edge banding. The top and bottom surfaces are attached to the end panel using cam-lock fasteners. The top surface is constructed of 1-1/4" particleboard core construction with a plastic laminate worksurface (customer-specified). One 3/4" adjustable shelf has a 16" adjustability range using steel pins and drilled holes.

Atlas Stand
End panels are constructed of 1-3/16" particle core with oak or maple veneer and 1.5mm thick solid wood edge banding. The top and bottom surfaces are attached to the end panel using cam-lock fasteners. The top surface is constructed of particleboard core with a plastic laminate worksurface (customer-specified). Five 1-3/16" particleboard sliding shelves have a 3/4" x 2" stop rail at the edge of each shelf.

Newspaper Display Unit End Panels/ Shared Panels
End panels are constructed of 1-3/16" particle core with oak or maple veneer and 1.5mm thick solid wood edge banding. End panels for newspaper display units are machined on one side. Shared panels for newspaper display units are machined on both sides.

Newspaper Display Unit Top Shelf/ Cornice Unit
Shelf is 3/4" thick oak or maple construction. The flush-fitting cornice rail at the face sides is 3/4" thick x 3-1/4" high solid oak or maple.

Newspaper Display Unit Base
Pre-assembled box has a finished outer kick rail which enables shelving to be assembled in the vertical position. Two adjustable shelves are 3/4" thick solid oak or maple construction. The shelf is notched at the ends to fit over dowel pins and prevent accidental removal. Two 1" thick rails mounted on the end panels are notched to hold eight newspaper sticks at an angle for easy removal and display.

Rolling Book Cart
All end panels and shelves are 3/4" plywood with oak or maple veneer laminate and a 1.5mm solid wood edge banding. Shelves are attached to the end panels using camlock fasteners and solid wood dowels. Bottom shelf is reinforced with wood cleat screwed into the shelf and end panels. Casters are two swivel and two stationary. Two cart sizes: 29-7/8" wide x 36-11/64" high x 14-1/2 " deep with two shelves and 39-7/8" wide x 43-17/32" high x 14-1/2" deep with two shelves.

Rolling Book Cart With Slanted Shelves
All end panels and shelves are 3/4" plywood with oak or maple veneer laminate and a 1.5mm solid wood edge banding. Shelves are attached to the end panels using camlock fasteners and solid wood dowels. Bottom shelf is reinforced with wood cleat screwed into the shelf and end panels. Casters are two swivel and two stationary. Two cart sizes: 29-7/8" wide x 38-3/16" high x 14-1/2" deep with two shelves slanted inward with slanted shelf backs, and 39-7/8" wide x 44-51/64" high x 14-1/2" deep with two shelves slanted inward with slanted shelf backs.

CrossRoads Study Table Leg Clearance (Apron to floor)			
Study Table Leg Clearance (Apron to floor)	21-7/8"	23-7/8"	26-7/8"

CrossRoads Study Table & Chair Leg Clearance (Apron to seat)			
Table Heights:	**27"**	**29"**	**32"**
14" Wood Chair	7-7/8"	9-7/8"	12-7/8"
15-1/2" Upholstered Chair	6-3/8"	8-3/8"	11-3/8"
16" Wood Chair	5-7/8"	7-7/8"	10-7/8"
17-1/2" Upholstered	4-3/8"	6-3/8"	9-3/8"
18" Wood Chair	3-7/8"	5-7/8"	8-7/8"
19-1/2" Upholstered Chair	2-3/8"	4-3/8"	7-3/8"

CrossRoads® Library Furniture
Product Color Options

CrossRoads® Library Furniture
Product Color Options

Wood Finish

Oak Wood Finish - Core

Brighton Walnut on Oak (sample not available)	VBW
Castle Oak on Oak	VOK
Cinnamon on Oak	OCN
Cocoa on Oak	OCA
Florence Walnut on Oak	OFC
Medium on Oak	SMD
River Cherry on Oak	ORY

Maple Wood Finish - Core

Cherry Storm on Maple	MCX
Cinnamon on Maple	MCN
Cocoa on Maple	MCA
Florence Walnut on Maple	MFC
Kensington Maple on Maple	MMA
Kensington Maple on Maple Legacy	MMAL
Monticello Maple on Maple	MMT
River Cherry on Maple	MRY

The Stained Finish upcharge does not apply to Kensington Maple or Castle Oak.

Module/Grommet Color

Black grommet(s) or PowerUp	BL
Blue Grey grommet(s) or PowerUp	GR
Sand grommet(s) or PowerUp	SA
Warm Grey grommet(s) or PowerUp	WG

Laminate Color

Belair	LBQ
Biltmore Cherry	LBT
Black	LBK
Brighton Walnut	LBW
Canyon Zephyr	LCA
Castle Oak	LCO
Casual Linen	LCU
Cherry Storm	LCX
Classic Linen	LCI
Cloud Zephyr	LCL
Cocobala	LCC
Crisp Linen	LRI
Desert Zephyr	LDZ
Dove Grey	LDG
Fired Steel	LIL
Flax Linen	LXF
Florence Walnut	LFC
Forged Steel	LOL
Friston Ash	LFH
Frosty White	LFW
Graphite Nebula	LGN
Grey	LGE
High Rise	LHE
Hollyberry	LHY
Irish Linen	LIH
Island	LID
Italian Silver Ash	LIT
Kensington Maple	LKM
Lapis Blue	LLB
Markerboard White	LMK
Misted Zephyr	LMR
Monticello Maple	LMT
Nickel Evolv	LNV
North Sea	LNA
Ocean	LON
Pearl Bisque	LPB
Pearl Silver	LPS
Pressed Linen	LPR
River Cherry	LRY
Rugged Linen	LRG
Satin Stainless	LSS
Shadow Zephyr	LSR
Silicon evolv	LSV
Sterling Ash	LAZ
Tailored Linen	LTL
Titanium evolv	LTV
White Nebula	LWL
White Sand	LWN
Windsor Mahogany	LWY

Drawer Pulls for Circulation Desk

Aluminum	PAA
Black	PAB

Finish Cards

View color swatches for items listed within this document.

Paints **Wood/Veneer** **Molded Edges** **Hard Plastics**
Plastics/Poly **Laminates** **Edge Styles** **Glass**

Certain options referenced may not be available on GSA Schedule.

CrossRoads® Study Tables
Rectangular Tables

CrossRoads® Study Tables
Rectangular Tables



Straight Apron, No Grommets

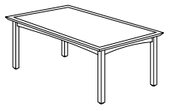

Curved Apron, No Grommets



Curved Apron, 2 Grommets



Straight Apron, 3 Grommets

CRT

Rectangular Table

- Choice of 2,3, (or without) grommets or PowerUp® modules
- Straight or curved apron

	MODEL NUMBER											
D x W	Basic Model	Wood Type	Apron Detail	Height	Grommet/ Module Type	Grommet/ Module Location	Grommet/ Module Color	Wood Finish	Surface Finish	Approx. Packaged Weight	Oak	Maple
		Ⓑ	Ⓒ	Ⓓ	Ⓔ	Ⓔ	Ⓔ	Ⓗ	Ⓘ			
30 x 60”	CRT3060	☐	☐☐☐☐	☐☐	☐☐	☐☐☐☐	☐☐	☐☐☐	☐☐☐	140.0#	$ 2302	$ 2487
30 x 72”	CRT3072	☐	☐☐☐☐	☐☐	☐☐	☐☐☐☐	☐☐	☐☐☐	☐☐☐	161.0#	2423	2618
30 x 84”	CRT3084	☐	☐☐☐☐	☐☐	☐☐	☐☐☐☐	☐☐	☐☐☐	☐☐☐	174.0#	2700	3198
30 x 96”	CRT3096	☐	☐☐☐☐	☐☐	☐☐	☐☐☐☐	☐☐	☐☐☐	☐☐☐	187.0#	3678	3969
36 x 60”	CRT3660	☐	☐☐☐☐	☐☐	☐☐	☐☐☐☐	☐☐	☐☐☐	☐☐☐	145.0#	2855	3089
36 x 72”	CRT3672	☐	☐☐☐☐	☐☐	☐☐	☐☐☐☐	☐☐	☐☐☐	☐☐☐	166.0#	2972	3319
36 x 84”	CRT3684	☐	☐☐☐☐	☐☐	☐☐	☐☐☐☐	☐☐	☐☐☐	☐☐☐	179.0#	3420	3728
36 x 96”	CRT3696	☐	☐☐☐☐	☐☐	☐☐	☐☐☐☐	☐☐	☐☐☐	☐☐☐	192.0#	4064	4430
42 x 60”	CRT4260	☐	☐☐☐☐	☐☐	☐☐	☐☐☐☐	☐☐	☐☐☐	☐☐☐	154.0#	3034	3292
42 x 72”	CRT4272	☐	☐☐☐☐	☐☐	☐☐	☐☐☐☐	☐☐	☐☐☐	☐☐☐	171.0#	3175	3490
42 x 84”	CRT4284	☐	☐☐☐☐	☐☐	☐☐	☐☐☐☐	☐☐	☐☐☐	☐☐☐	185.0#	3635	3943
42 x 96”	CRT4296	☐	☐☐☐☐	☐☐	☐☐	☐☐☐☐	☐☐	☐☐☐	☐☐☐	198.0#	4280	4643
48 x 60”	CRT4860	☐	☐☐☐☐	☐☐	☐☐	☐☐☐☐	☐☐	☐☐☐	☐☐☐	171.0#	3169	3419
48 x 72”	CRT4872	☐	☐☐☐☐	☐☐	☐☐	☐☐☐☐	☐☐	☐☐☐	☐☐☐	198.0#	3438	3714
48 x 84”	CRT4884	☐	☐☐☐☐	☐☐	☐☐	☐☐☐☐	☐☐	☐☐☐	☐☐☐	214.0#	3975	4294
48 x 96”	CRT4896	☐	☐☐☐☐	☐☐	☐☐	☐☐☐☐	☐☐	☐☐☐	☐☐☐	230.0#	4292	4641

Ⓐ Ⓑ Ⓒ Ⓓ Ⓔ Ⓕ Ⓖ Ⓗ Ⓘ

HOW TO ORDER

Indicate the following information on order form:
1. Quantity of each item.
2. Model number, including options. See “How To Build a Model Number”.
3. Any special service required.

Note: • The ☐ indicates that a choice is required.
- The absence of the ☐ indicates that no choice is required.
- Alpha-numeric characters in place of ☐ indicate that no other alternatives are available.

HOW TO BUILD A MODEL NUMBER

Ⓐ Select basic model.

Ⓑ Select wood type.
- **O** - Oak
- **M** - Maple

Ⓒ Select apron detail.
- **PCRV** - Curved apron
- **PSTR** - Straight apron

Ⓓ Select height.
- **27** - Junior height - 27”
- **29** - Adult height - 29”
- **32** - ADA wheelchair height - 32”

Ⓔ Select grommet or PowerUp.
60” & 72” wide tables are available with 2 grommets or 2 PowerUp modules or none.
84” & 96” wide tables are available with 3 grommets or 3 PowerUp modules or none.
- **2G** - 2 Grommets; add $128
- **2P** - 2 PowerUp modules; add $312
- **3G** - 3 Grommets; add $194
- **3P** - 3 PowerUp modules; add $467
- **NG** - No Grommets/PowerUp

Ⓕ Select grommet or PowerUp location.
- **CTRG** - Center grommet/module location
- **EDGG** - Edge grommet/module location

If no grommet or PowerUp module were selected, then skip “location” selection.

Ⓖ Select grommet/module color.
Refer to the **Product Color Options** page in this price list.

Ⓗ Select wood finish (for table edge & legs).
Refer to the **Product Color Options** page in this price list.
Stained finish colors $41.

Ⓘ Select surface finish.
Refer to the **Product Color Options** page in this price list.
Additional plastic laminate surfaces are available but may require an upcharge and additional leadtime. Please contact KI.

FINISH INFORMATION

Color Match
KI offers the additional option of color matching paint, polypropylene, or wood stain through Product Modification Requests, contact Customer Service for details.

OPTIONS

Electrical Ganging
Contact KI for electrical ganging of multiple tables.

Wood Leg Wireway
If grommets or PowerUp® modules are ordered, a routered wood leg wireway may be ordered in place of the standard wireway. Add /RL to the end of model number for routered wood leg wireway option and add $180 to list.

SPECIAL SERVICES

Special Carton Marking

With specially marked information	N/C

Shipping
Ships **knocked down, FOB Factory of origin, freight prepaid.** Freight class 85.

Specifications and prices are subject to change without prior notice.

CrossRoads® Study Tables
Square and Round Tables

CrossRoads® Study Tables
Square and Round Tables

	MODEL	D x W	MODEL NUMBER: Basic Model	Wood Type (A)	Apron Detail (B)	Height (C)	Grommet/ Module Type (D)	Grommet/ Module Color (E)	Wood Finish (F)	Surface Finish (G)	Approx. Packaged Weight	Oak	Maple
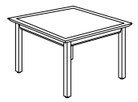 Straight Apron, No Grommet 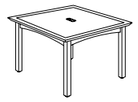 Curved Apron, 1 Grommet CRT	**Square Table** • Choice of 1 (or without) grommets or PowerUp® modules • Straight or curved apron • Standard placement of grommets/modules is in the center of table • Note: Provide a plan layout indicating grommet/module location on the worksurface, if other than standard	42 x 42”	CRT4242	☐	☐☐☐☐	☐☐	☐☐	☐☐	☐☐☐	☐☐☐	125.0#	$ 2063	$ 2339
		48 x 48”	CRT4848	☐	☐☐☐☐	☐☐	☐☐	☐☐	☐☐☐	☐☐☐	130.0#	2426	2756
 Curved Apron, No Grommet Straight Apron, 1 Grommet CRT	**Round Table** • Choice of 1 (or without) grommets or PowerUp® modules • Straight or curved apron • Standard placement of grommets/modules is in the center of table • Note: Provide a plan layout indicating grommet/module location on the worksurface, if other than standard	44”	CRT42R	☐	☐☐☐☐	☐☐	☐☐	☐☐	☐☐☐	☐☐☐	140.0#	$ 2439	$ 2980
		50”	CRT48R	☐	☐☐☐☐	☐☐	☐☐	☐☐	☐☐☐	☐☐☐	145.0#	2933	3287

Ⓐ Ⓑ Ⓒ Ⓓ Ⓔ Ⓕ Ⓖ Ⓗ

HOW TO ORDER

Indicate the following information on order form:
1. Quantity of each item.
2. Model number, including options. See “How To Build a Model Number”.
3. Any special service required.

Note: • The ☐ indicates that a choice is required.
- The absence of the ☐ indicates that no choice is required.
- Alpha-numeric characters in place of ☐ indicate that no other alternatives are available.

HOW TO BUILD A MODEL NUMBER

Ⓐ Select basic model.

Ⓑ Select wood type.

O	- Oak
M	- Maple

Ⓒ Select apron detail.

PCRV	- Curved apron
PSTR	- Straight apron

Ⓓ Select height.

27	- Junior height - 27”
29	- Adult height - 29”
32	- ADA wheelchair height - 32”

Ⓔ Select grommet or PowerUp.

1G	- 1 Grommet; add $65
1P	- 1 PowerUp module; add $155
NG	- No Grommets/PowerUp

Ⓕ Select grommet/module color.
Refer to the **Product Color Options** page in this price list.

Ⓖ Select wood finish (for table edge & legs).
Refer to the **Product Color Options** page in this price list.
Stained finish colors; add $41.

Ⓗ Select surface finish.
Refer to the **Product Color Options** page in this price list.
Additional plastic laminate surfaces are available but may require an upcharge and additional leadtime. Please contact KI.

FINISH INFORMATION

Color Match
KI offers the additional option of color matching paint, polypropylene, or wood stain through Product Modification Requests, contact Customer Service for details.

OPTIONS

Electrical Ganging
Contact KI for electrical ganging of multiple tables.

Wood Leg Wireway
If grommets or PowerUp® modules are ordered, a routered wood leg wireway may be ordered in place of the standard wireway. Add /RL to the end of model number for routered wood leg wireway option and add $180 to list.

SPECIAL SERVICES

Special Carton Marking

With specially marked information	N/C

Shipping
Ships **knocked down, FOB Factory of origin, freight prepaid.** Freight class 85.

Specifications and prices are subject to change without prior notice.

CrossRoads® Study Tables
Panel Leg Tables

CrossRoads® Study Tables
Panel Leg Tables

	D x W	MODEL NUMBER Basic Model	Wood Type	Panel	Base	Grommet/ Module Type	Grommet/ Module Location	Grommet/ Module Color	Wood Finish	Surface Finish	Approx. Packaged Weight	Oak	Maple
 Curved Panels, Curved Base, No Grommets	36 x 60”	CRTP3660	☐	☐☐☐☐	☐☐☐☐	☐☐	☐☐☐☐	☐☐	☐☐☐	☐☐☐	161.0#	$ 3675	$ 3769
	36 x 72”	CRTP3672	☐	☐☐☐☐	☐☐☐☐	☐☐	☐☐☐☐	☐☐	☐☐☐	☐☐☐	184.0#	3625	4049
	36 x 84”	CRTP3684	☐	☐☐☐☐	☐☐☐☐	☐☐	☐☐☐☐	☐☐	☐☐☐	☐☐☐	211.0#	4172	4553
	36 x 96”	CRTP3696	☐	☐☐☐☐	☐☐☐☐	☐☐	☐☐☐☐	☐☐	☐☐☐	☐☐☐	237.0#	4958	5406
	42 x 60”	CRTP4260	☐	☐☐☐☐	☐☐☐☐	☐☐	☐☐☐☐	☐☐	☐☐☐	☐☐☐	184.0#	3697	4014
 Curved Panels, Curved Base, 2 Grommets	42 x 72”	CRTP4272	☐	☐☐☐☐	☐☐☐☐	☐☐	☐☐☐☐	☐☐	☐☐☐	☐☐☐	209.0#	3873	4254
	42 x 84”	CRTP4284	☐	☐☐☐☐	☐☐☐☐	☐☐	☐☐☐☐	☐☐	☐☐☐	☐☐☐	243.0#	4437	4814
	42 x 96”	CRTP4296	☐	☐☐☐☐	☐☐☐☐	☐☐	☐☐☐☐	☐☐	☐☐☐	☐☐☐	277.0#	5225	5666
	48 x 60”	CRTP4860	☐	☐☐☐☐	☐☐☐☐	☐☐	☐☐☐☐	☐☐	☐☐☐	☐☐☐	222.0#	3863	4167
	48 x 72”	CRTP4872	☐	☐☐☐☐	☐☐☐☐	☐☐	☐☐☐☐	☐☐	☐☐☐	☐☐☐	257.0#	4194	4527
 Curved Panels, Straight Base, 3 Grommets	48 x 84”	CRTP4884	☐	☐☐☐☐	☐☐☐☐	☐☐	☐☐☐☐	☐☐	☐☐☐	☐☐☐	291.0#	4851	5241
	48 x 96”	CRTP4896	☐	☐☐☐☐	☐☐☐☐	☐☐	☐☐☐☐	☐☐	☐☐☐	☐☐☐	325.0#	5235	5663
 Curved Panels, Curved Base, 2 Grommets													
 Straight Panels, Straight Base, 3 Grommets													

CRTP

Panel Leg Table

- Choice of 2,3, (or without) grommets or PowerUp® modules
- 29” height only
- Curved or straight panels
- Curved or straight base

Ⓐ Ⓑ Ⓒ Ⓓ Ⓔ Ⓕ Ⓖ Ⓗ Ⓘ

HOW TO ORDER

Indicate the following information on order form:
1. Quantity of each item.
2. Model number, including options. See “How To Build a Model Number”.
3. Any special service required.

Note: • The ☐ indicates that a choice is required.
- The absence of the ☐ indicates that no choice is required.
- Alpha-numeric characters in place of ☐ indicate that no other alternatives are available.

HOW TO BUILD A MODEL NUMBER

Ⓐ Select basic model.

Ⓑ Select wood type.

O	- Oak
M	- Maple

Ⓒ Select panel.

PCRV	- Curved panel
PSTR	- Straight panel

Ⓓ Select base.

BCRV	- Curved base
BSTR	- Straight base

Ⓔ Select grommet or PowerUp.
60” & 72” wide tables are available with 2 grommets or 2 PowerUp modules or none.
84” & 96” wide tables are available with 3 grommets or 3 PowerUp modules or none.

2G	- 2 Grommets; add $128
2P	- 2 PowerUp modules; add $312
3G	- 3 Grommets; add $194
3P	- 3 PowerUp modules; add $467
NG	- No Grommets/PowerUp

Ⓕ Select grommet or PowerUp location.

CTRG	- Center grommet/module location
EDGG	- Edge grommet/module location

If no grommet or PowerUp module were selected, then skip “location” selection.

Ⓖ Select grommet/module color.
Refer to the **Product Color Options** page in this price list.

Ⓗ Select wood finish (for table edge & legs).
Refer to the **Product Color Options** page in this price list.
Stained finish colors; add $57.

Ⓘ Select surface finish.
Refer to the **Product Color Options** page in this price list.
Additional plastic laminate surfaces are available but may require an upcharge and additional leadtime. Please contact KI.

FINISH INFORMATION

Color Match
KI offers the additional option of color matching paint, polypropylene, or wood stain through Product Modification Requests, contact Customer Service for details.

OPTIONS

Electrical Ganging
Contact KI for electrical ganging of multiple tables.

SPECIAL SERVICES

Special Carton Marking

With specially marked information	N/C

Shipping
Ships **knocked down, FOB Factory of origin, freight prepaid.** Freight class 85.

Specifications and prices are subject to change without prior notice.

CrossRoads® Study Carrels
Single Face Carrels

CrossRoads® Study Carrels
Single Face Carrels

	D x W	MODEL NUMBER Basic Model	Wood Type	Panel	Base	Height	Task Light	Grommet/ Module Type	Grommet/ Module Color	Wood Finish	Surface Finish	Approx. Packaged Weight	Oak	Maple
 CRC **Study Carrel Starter Unit-Single Face** • Curved or straight panel or base • Choice of 1 grommet or 1 PowerUp® module • Standard placement of grommet is in right rear corner of worksurface • Note: Provide a plan layout indicating grommet location on the worksurface, if other than standard • With or without task light • Adjustable or wheelchair-height adjustable	30 x 36”	CRCS3036S	□	□□□□	□□□□	□□□□	□□□	□□	□□	□□□	□□□	201.0#	$ 4150	$ 6071
	30 x 48”	CRCS3048S	□	□□□□	□□□□	□□□□	□□□	□□	□□	□□□	□□□	231.0#	4758	6968
 CRC **Study Carrel Adder Unit-Single Face** • Curved or straight panel or base • Choice of 1 grommet or 1 PowerUp® module • Standard placement of grommet is in right rear corner of worksurface • Note: Provide a plan layout indicating grommet location on the worksurface, if other than standard • With or without task light • Adjustable or wheelchair-height adjustable	30 x 34-3/4”	CRCS3036A	□	□□□□	□□□□	□□□□	□□□	□□	□□	□□□	□□□	146.0#	$ 3120	$ 4380
	30 x 46-1/2”	CRCS3048A	□	□□□□	□□□□	□□□□	□□□	□□	□□	□□□	□□□	176.0#	3727	5279
		Ⓐ	Ⓑ	Ⓒ	Ⓓ	Ⓔ	Ⓕ	Ⓖ	Ⓗ	Ⓘ	Ⓙ			

HOW TO ORDER

Indicate the following information on order form:
1. Quantity of each item.
2. Model number, including options. See “How To Build a Model Number”.
3. Any special service required.

Note: • The □ indicates that a choice is required.
• The absence of the □ indicates that no choice is required.
• Alpha-numeric characters in place of □ indicate that no other alternatives are available.

HOW TO BUILD A MODEL NUMBER

Ⓐ Select basic model.

Ⓑ Select wood type.

O	- Oak
M	- Maple

Ⓒ Select panel.

PCRV	- Curved panel
PSTR	- Straight panel

Ⓓ Select base.

BCRV	- Curved base
BSTR	- Straight base

Ⓔ Select height (worksurface).

AH	- Adjustable height
AH32	- Adjustable wheelchair height

Ⓕ Select task light

1TL	- 1 Task light; add $207
NL	- No task light

Ⓖ Select grommet or PowerUp.

1G	- 1 Grommet-standard
1P	- 1 PowerUp module; add $155

Ⓗ Select grommet or PowerUp module color. Refer to the **Product Color Options** page in this price list.

Ⓘ Select wood finish (for table edge & base). Refer to the **Product Color Options** page in this price list.
Stained finish colors$66.

Ⓙ Select surface finish. Refer to the **Product Color Options** page in this price list.
Additional plastic laminate surfaces are available but may require an upcharge and additional leadtime. Please contact KI.

FINISH INFORMATION

Color Match
KI offers the additional option of color matching paint, polypropylene, or wood stain through Product Modification Requests, contact Customer Service for details.

SPECIAL SERVICES

Special Carton Marking

With specially marked information	N/C

Shipping
Ships **knocked down, FOB Factory of origin, freight prepaid.** Freight class 100.

Specifications and prices are subject to change without prior notice.

CrossRoads® Study Carrels
Double Face Carrels

CrossRoads® Study Carrels
Double Face Carrels

	D x W	MODEL NUMBER Basic Model	Wood Type	Panel	Base	Height	Task Light	Grommet/ Module Type	Grommet/ Module Color	Wood Finish	Surface Finish	Approx. Packaged Weight	Oak	Maple
 CRC **Study Carrel Starter Unit-Double Face** • Curved or straight panel or base • Choice of 2 grommets or 2 PowerUp® modules (1 per worksurface) • Standard placement of grommet is in right rear corner of worksurface • Note: Provide a plan layout indicating grommet location on the worksurface, if other than standard • With or without task light • Adjustable or wheelchair-height adjustable	60 x 36”	CRCD6036S	□	□□□□	□□□□	□□□□	□□□	□□	□□	□□□	□□□	415.0#	$ 6581	$ 8548
	60 x 48”	CRCD6048S	□	□□□□	□□□□	□□□□	□□□	□□	□□	□□□	□□□	415.0#	7417	8847
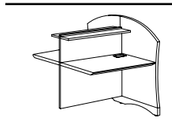 CRC **Study Carrel Adder Unit-Double Face** • Curved or straight panel or base • Choice of 2 grommets or 2 PowerUp® modules (1 per worksurface) • Standard placement of grommet is in right rear corner of worksurface • Note: Provide a plan layout indicating grommet location on the worksurface, if other than standard • With or without task light • Adjustable or wheelchair-height adjustable	60 x 34-3/4”	CRCD6036A	□	□□□□	□□□□	□□□□	□□□	□□	□□	□□□	□□□	242.0#	$ 4761	$ 6438
	60 x 46-3/4”	CRCD6048A	□	□□□□	□□□□	□□□□	□□□	□□	□□	□□□	□□□	305.0#	5598	7595

Ⓐ Ⓑ Ⓒ Ⓓ Ⓔ Ⓕ Ⓖ Ⓗ Ⓘ Ⓙ

HOW TO ORDER

Indicate the following information on order form:
1. Quantity of each item.
2. Model number, including options. See “How To Build a Model Number”.
3. Any special service required.

Note: • The □ indicates that a choice is required.
• The absence of the □ indicates that no choice is required.
• Alpha-numeric characters in place of □ indicate that no other alternatives are available.

HOW TO BUILD A MODEL NUMBER

Ⓐ Select basic model.

Ⓑ Select wood type.
- **O** - Oak
- **M** - Maple

Ⓒ Select panel.
- **PCRV** - Curved panel
- **PSTR** - Straight panel

Ⓓ Select base.
- **BCRV** - Curved base
- **BSTR** - Straight base

Ⓔ Select height (worksurface).
- **AH** - Adjustable height
- **AH32** - Adjustable wheelchair height

Ⓕ Select task light
- **2TL** - 2 Task lights (1 per worksurface); add $421
- **NL** - No task light

Ⓖ Select grommet or PowerUp.
- **2G** - 2 Grommets (one per worksurface-standard)
- **2P** - 2 PowerUp modules (one per worksurface); add $312

Ⓗ Select grommet or PowerUp module color. Refer to the **Product Color Options** page in this price list.

Ⓘ Select wood finish (for table edge & base). Refer to the **Product Color Options** page in this price list.
Stained finish colors; add $66.

Ⓙ Select surface finish. Refer to the **Product Color Options** page in this price list.
Additional plastic laminate surfaces are available but may require an upcharge and additional leadtime. Please contact KI.

FINISH INFORMATION

Color Match
KI offers the additional option of color matching paint, polypropylene, or wood stain through Product Modification Requests, contact Customer Service for details.

SPECIAL SERVICES

Special Carton Marking

With specially marked information	N/C

Shipping
Ships **knocked down, FOB Factory of origin, freight prepaid.** Freight class 100.

Specifications and prices are subject to change without prior notice.

CrossRoads® Stand-up Computer Stations
Single Face Stations

CrossRoads® Stand-up Computer Stations
Single Face Stations

	MODEL	D x W	MODEL NUMBER: Basic Model	Wood Type (A)	Panel (B)	Base (C)	Grommet/ PowerUp (D)	Grommet/ Module Color (E)	Wood Finish (F)	Surface Finish (G)	Approx. Packaged Weight	Oak	Maple
 CRSU	**Stand-up Computer Station Starter Unit-Single Face** • O.P.A.C. - Online Patron Access Center • Curved or straight panel or base • Choice of 1 grommet or PowerUp® module • Standard placement of grommet is in right rear corner of worksurface • Provide a plan layout indicating grommet location on the worksurface, if other than standard • 39" high worksurface	30 x 36"	CRSUS3036S	□	□□□□	□□□□	□□	□□	□□□	□□□	197.0#	$ 4151	$ 6072
		30 x 48"	CRSUS3048S	□	□□□□	□□□□	□□	□□	□□□	□□□	227.0#	4758	6971
 CRSU	**Stand-up Computer Station Adder Unit-Single Face** • O.P.A.C. - Online Patron Access Center • Curved or straight panel or base • Choice of 1 grommet or PowerUp® module • Standard placement of grommet is in right rear corner of worksurface • Provide a plan layout indicating grommet location on the worksurface, if other than standard • 39" high worksurface	30 x 34-3/4"	CRSUS3036A	□	□□□□	□□□□	□□	□□	□□□	□□□	146.0#	$ 3120	$ 4380
		30 x 46-3/4"	CRSUS3048A	□	□□□□	□□□□	□□	□□	□□□	□□□	176.0#	3728	5279

HOW TO ORDER

Indicate the following information on order form:
1. Quantity of each item.
2. Model number, including options. See "How To Build a Model Number".
3. Any special service required.

Note: • The □ indicates that a choice is required.
- The absence of the □ indicates that no choice is required.
- Alpha-numeric characters in place of □ indicate that no other alternatives are available.

HOW TO BUILD A MODEL NUMBER

A Select basic model.

B Select wood type.

O	- Oak
M	- Maple

C Select panel.

PCRV	- Curved panel
PSTR	- Straight panel

D Select base.

BCRV	- Curved base
BSTR	- Straight base

E Select grommet or PowerUp.

1G	- 1 Grommet-standard
1P	- 1 PowerUp module; add $155

F Select grommet/module color.
Refer to the **Product Color Options** page in this price list.

G Select wood finish (for table edge & base).
Refer to the **Product Color Options** page in this price list.
Stained finish colors; add $66.

H Select surface finish.
Refer to the **Product Color Options** page in this price list.
Additional plastic laminate surfaces are available but may require an upcharge and additional leadtime. Please contact KI.

FINISH INFORMATION

Color Match
KI offers the additional option of color matching paint, polypropylene, or wood stain through Product Modification Requests, contact Customer Service for details.

SPECIAL SERVICES

Special Carton Marking

With specially marked information	N/C

Shipping
Ships **knocked down, FOB Factory of origin, freight prepaid.** Freight class 100.

Specifications and prices are subject to change without prior notice.

CrossRoads® Stand-up Computer Stations
Double Face Stations

CrossRoads® Stand-up Computer Stations
Double Face Stations

	MODEL	D x W	MODEL NUMBER: Basic Model	Wood Type (B)	Panel (C)	Base (D)	Grommet/ PowerUp (E)	Grommet/ Module Color (F)	Wood Finish (G)	Surface Finish (H)	Approx. Packaged Weight	Oak	Maple
 CRSU	**Stand-up Computer Station Starter Unit-Double Face** • O.P.A.C. - Online Patron Access Center • Curved or straight panel or base • Choice of 2 grommet or PowerUp® modules (1 per workstation) • Standard placement of grommet is in right rear corner of worksurface • Provide a plan layout indicating grommet location on the worksurface, if other than standard • 39” high worksurface	60 x 36”	CRSUD6036S	☐	☐☐☐☐	☐☐☐☐	☐☐	☐☐	☐☐☐	☐☐☐	348.0#	$ 6584	$ 8548
		60 x 48”	CRSUD6048S	☐	☐☐☐☐	☐☐☐☐	☐☐	☐☐	☐☐☐	☐☐☐	409.0#	7419	8847
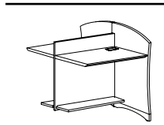 CRSU	**Stand-up Computer Station Adder Unit-Double Face** • O.P.A.C. - Online Patron Access Center • Curved or straight panel or base • Choice of 2 grommet or PowerUp® modules (1 per workstation) • Standard placement of grommet is in right rear corner of worksurface • Provide a plan layout indicating grommet location on the worksurface, if other than standard • 39” high worksurface	60 x 34-3/4”	CRSUD6036A	☐	☐☐☐☐	☐☐☐☐	☐☐	☐☐	☐☐☐	☐☐☐	242.0#	$ 4761	$ 6438
		60 x 46-3/4”	CRSUD6048A	☐	☐☐☐☐	☐☐☐☐	☐☐	☐☐	☐☐☐	☐☐☐	305.0#	5598	7598
				Ⓑ	Ⓒ	Ⓓ	Ⓔ	Ⓕ	Ⓖ	Ⓗ			

HOW TO ORDER

Indicate the following information on order form:
1. Quantity of each item.
2. Model number, including options. See “How To Build a Model Number”.
3. Any special service required.

Note: • The ☐ indicates that a choice is required.
- The absence of the ☐ indicates that no choice is required.
- Alpha-numeric characters in place of ☐ indicate that no other alternatives are available.

HOW TO BUILD A MODEL NUMBER

Ⓐ Select basic model.

Ⓑ Select wood type.
- **O** - Oak
- **M** - Maple

Ⓒ Select panel.
- **PCRV** - Curved panel
- **PSTR** - Straight panel

Ⓓ Select base.
- **BCRV** - Curved base
- **BSTR** - Straight base

Ⓔ Select grommet or PowerUp.
- **2G** - 2 Grommets (one per worksurface-standard)
- **2P** - 2 PowerUp modules (one per worksurface); add $312

Ⓕ Select grommet/module color.
Refer to the **Product Color Options** page in this price list.

Ⓖ Select wood finish (for table edge & base).
Refer to the **Product Color Options** page in this price list.
Stained finish colors; add $66.

Ⓗ Select surface finish.
Refer to the **Product Color Options** page in this price list.
Additional plastic laminate surfaces are available but may require an upcharge and additional leadtime. Please contact KI.

FINISH INFORMATION

Color Match
KI offers the additional option of color matching paint, polypropylene, or wood stain through Product Modification Requests, contact Customer Service for details.

SPECIAL SERVICES

Special Carton Marking

With specially marked information	N/C

Shipping
Ships **knocked down, FOB Factory of origin, freight prepaid.** Freight class 100.

Specifications and prices are subject to change without prior notice.

CrossRoads® Shelving
42" High Shelving

CrossRoads® Shelving
42" High Shelving

	MODEL	D x W	MODEL NUMBER Basic Model	Wood Type	End Panel	Back Panel	Wood Finish	Approx. Packaged Weight	Oak	Maple
 CRF	**Shelving Starter Unit-Single Face** • Straight base only • Straight or curved end panel • With or without back panel • 2 adjustable and 1 base shelf • Recommended for use against wall only • Anchors recommended • Non-finished backside	8 x 37-1/2"	CRFS4208S	☐	☐☐☐☐	☐☐	☐☐☐	38.0#	$ 1243	$ 1314
		10 x 37-1/2"	CRFS4210S	☐	☐☐☐☐	☐☐	☐☐☐	50.0#	1307	1385
		12 x 37-1/2"	CRFS4212S	☐	☐☐☐☐	☐☐	☐☐☐	57.0#	1359	1431
		16 x 37-1/2"	CRFS4216S	☐	☐☐☐☐	☐☐	☐☐☐	79.0#	2014	2143
 CRF	**Shelving Adder Unit-Single Face** • Straight end panel only • With or without back panel • 2 adjustable and 1 base shelf • Recommended for use against wall only • Anchors recommended • Non-finished backside	8 x 36-1/4"	CRFS4208A	☐	PSTR	☐☐	☐☐☐	32.0#	$ 1008	$ 1065
		10 x 36-1/4"	CRFS4210A	☐	PSTR	☐☐	☐☐☐	42.0#	1033	1091
		12 x 36-1/4"	CRFS4212A	☐	PSTR	☐☐	☐☐☐	47.0#	1095	1157
		16 x 36-1/4"	CRFS4216A	☐	PSTR	☐☐	☐☐☐	65.0#	1629	1707
 CRF	**Shelving Starter Unit-Double Face** • Straight base only • Straight or curved end panel • With or without back panel • 4 adjustable and 2 base shelves	16 x 37-1/2"	CRFD4216S	☐	☐☐☐☐	☐☐	☐☐☐	79.0#	$ 1932	$ 2053
		20 x 37-1/2"	CRFD4220S	☐	☐☐☐☐	☐☐	☐☐☐	96.0#	2052	2183
		24 x 37-1/2"	CRFD4224S	☐	☐☐☐☐	☐☐	☐☐☐	117.0#	2172	2315
 CRF	**Shelving Adder Unit-Double Face** • Straight end panel only • With or without back panel • 4 adjustable and 2 base shelves	16 x 36-1/4"	CRFD4216A	☐	PSTR	☐☐	☐☐☐	65.0#	$ 1632	$ 1733
		20 x 36-1/4"	CRFD4220A	☐	PSTR	☐☐	☐☐☐	80.0#	1720	1828
		24 x 36-1/4"	CRFD4224A	☐	PSTR	☐☐	☐☐☐	95.0#	1805	1917
				Ⓐ	Ⓑ	Ⓒ	Ⓓ	Ⓔ		

HOW TO ORDER

Indicate the following information on order form:
1. Quantity of each item.
2. Model number, including options. See "How To Build a Model Number".
3. Any special service required.

Note: • The ☐ indicates that a choice is required.
- The absence of the ☐ indicates that no choice is required.
- Alpha-numeric characters in place of ☐ indicate that no other alternatives are available.

HOW TO BUILD A MODEL NUMBER

Ⓐ Select basic model.

Ⓑ Select wood type.

O	- Oak
M	- Maple

Ⓒ Select end panel.

PCRV	- Curved panel
PSTR	- Straight panel

Ⓓ Select back panel.

BP	- Back panel; add $176
NP	- No back panel

Ⓔ Select wood finish.
Refer to the **Product Color Options** page in this price list.
Stained finish colors; add $78.

INFORMATION

Back Panel Weights
When ordering shelving with back panels add the following weights:
42" high add 15#
54" high add 18#
60" high add 20#
72" high add 24#
82" high add 27#
96" high add 35#

FINISH INFORMATION

Color Match
KI offers the additional option of color matching paint, polypropylene, or wood stain through Product Modification Requests, contact Customer Service for details.

SPECIAL SERVICES

Special Carton Marking

With specially marked information	N/C

Shipping
Ships **knocked down, FOB Factory of origin, freight prepaid.** Freight class 125.

Specifications and prices are subject to change without prior notice.

CrossRoads® Shelving
54" High Shelving

KI

CrossRoads® Shelving
54" High Shelving

	MODEL	D x W	MODEL NUMBER Basic Model	Wood Type	End Panel	Back Panel	Wood Finish	Approx. Packaged Weight	Oak	Maple
 CRF	**Shelving Starter Unit-Single Face** • Straight base only • Straight or curved end panel • With or without back panel • 2 adjustable, 1 fixed and 1 base shelf • Recommended for use against wall only • Anchors recommended • Non-finished backside	8 x 37-1/2"	CRFS5408S	□	□□□□	□□	□□□	51.0#	$ 1421	$ 1510
		10 x 37-1/2"	CRFS5410S	□	□□□□	□□	□□□	58.0#	1501	1595
		12 x 37-1/2"	CRFS5412S	□	□□□□	□□	□□□	69.0#	1581	1675
		16 x 37-1/2"	CRFS5416S	□	□□□□	□□	□□□	91.0#	2288	2526
 CRF	**Shelving Adder Unit-Single Face** • Straight end panel only • With or without back panel • 2 adjustable, 1 fixed and 1 base shelf • Recommended for use against wall only • Anchors recommended • Non-finished backside	8 x 36-1/4"	CRFS5408A	□	PSTR	□□	□□□	37.0#	$ 1154	$ 1221
		10 x 36-1/4"	CRFS5410A	□	PSTR	□□	□□□	48.0#	1191	1266
		12 x 36-1/4"	CRFS5412A	□	PSTR	□□	□□□	55.0#	1267	1343
		16 x 36-1/4"	CRFS5416A	□	PSTR	□□	□□□	75.0#	1766	1990
 CRF	**Shelving Starter Unit-Double Face** • Straight base only • Straight or curved end panel • With or without back panel • 4 adjustable, 2 fixed and 2 base shelves	16 x 37-1/2"	CRFD5416S	□	□□□□	□□	□□□	93.0#	$ 2274	$ 2428
		20 x 37-1/2"	CRFD5420S	□	□□□□	□□	□□□	114.0#	2421	2583
		24 x 37-1/2"	CRFD5424S	□	□□□□	□□	□□□	135.0#	2598	2771
 CRF	**Shelving Adder Unit- Double Face** • Straight end panel only • With or without back panel • 4 adjustable, 2 fixed and 2 base shelves	16 x 36-1/4"	CRFD5416A	□	PSTR	□□	□□□	75.0#	$ 1909	$ 2035
		20 x 36-1/4"	CRFD5420A	□	PSTR	□□	□□□	93.0#	2028	2161
		24 x 36-1/4"	CRFD5424A	□	PSTR	□□	□□□	107.0#	2141	2285
				Ⓐ	Ⓑ	Ⓒ	Ⓓ	Ⓔ		

HOW TO ORDER

Indicate the following information on order form:
1. Quantity of each item.
2. Model number, including options. See "How To Build a Model Number".
3. Any special service required.

Note: • The □ indicates that a choice is required.
- The absence of the □ indicates that no choice is required.
- Alpha-numeric characters in place of □ indicate that no other alternatives are available.

HOW TO BUILD A MODEL NUMBER

Ⓐ Select basic model.

Ⓑ Select wood type.

O	- Oak
M	- Maple

Ⓒ Select end panel.

PCRV	- Curved panel
PSTR	- Straight panel

Ⓓ Select back panel.

BP	- Back panel; add $200
NP	- No back panel

Ⓔ Select wood finish.
Refer to the **Product Color Options** page in this price list.
Stained finish colors; add $78.

INFORMATION

Back Panel Weights
When ordering shelving with back panels add the following weights:
42" high add 15#
54" high add 18#
60" high add 20#
72" high add 24#
82" high add 27#
96" high add 35#

FINISH INFORMATION

Color Match
KI offers the additional option of color matching paint, polypropylene, or wood stain through Product Modification Requests, contact Customer Service for details.

SPECIAL SERVICES

Special Carton Marking

With specially marked information	N/C

Shipping
Ships **knocked down, FOB Factory of origin, freight prepaid.** Freight class 125.

Specifications and prices are subject to change without prior notice.

CrossRoads® Shelving
60" High Shelving

CrossRoads® Shelving
60" High Shelving

	MODEL	D x W	MODEL NUMBER Basic Model	Wood Type	End Panel	Back Panel	Wood Finish	Approx. Packaged Weight	Oak	Maple
 CRF	**Shelving Starter Unit-Single Face** • Straight base only • Straight or curved end panel • With or without back panel • 3 adjustable, 1 fixed and 1 base shelf • Recommended for use against wall only • Anchors recommended • Non-finished backside	8 x 37-1/2"	CRFS6008S	□	□□□□	□□	□□□	54.0#	$ 1483	$ 1578
		10 x 37-1/2"	CRFS6010S	□	□□□□	□□	□□□	67.0#	1567	1664
		12 x 37-1/2"	CRFS6012S	□	□□□□	□□	□□□	81.0#	1662	1760
		16 x 37-1/2"	CRFS6016S	□	□□□□	□□	□□□	103.0#	2435	2719
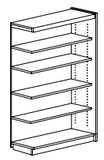 CRF	**Shelving Adder Unit-Single Face** • Straight end panel only • With or without back panel • 3 adjustable, 1 fixed and 1 base shelf • Recommended for use against wall only • Anchors recommended • Non-finished backside	8 x 36-1/4"	CRFS6008A	□	PSTR	□□	□□□	42.0#	$ 1198	$ 1271
		10 x 36-1/4"	CRFS6010A	□	PSTR	□□	□□□	55.0#	1244	1321
		12 x 36-1/4"	CRFS6012A	□	PSTR	□□	□□□	63.0#	1323	1409
		16 x 36-1/4"	CRFS6016A	□	PSTR	□□	□□□	85.0#	1889	2190
 CRF	**Shelving Starter Unit-Double Face** • Straight base only • Straight or curved end panel • With or without back panel • 6 adjustable, 2 fixed and 2 base shelves	16 x 37-1/2"	CRFD6016S	□	□□□□	□□	□□□	108.0#	$ 2390	$ 2552
		20 x 37-1/2"	CRFD6020S	□	□□□□	□□	□□□	133.0#	2544	2717
		24 x 37-1/2"	CRFD6024S	□	□□□□	□□	□□□	154.0#	2735	2924
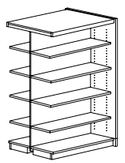 CRF	**Shelving Adder Unit-Double Face** • Straight end panel only • With or without back panel • 6 adjustable, 2 fixed and 2 base shelves	16 x 36-1/4"	CRFD6016A	□	PSTR	□□	□□□	85.0#	$ 2004	$ 2135
		20 x 36-1/4"	CRFD6020A	□	PSTR	□□	□□□	106.0#	2129	2267
		24 x 36-1/4"	CRFD6024A	□	PSTR	□□	□□□	123.0#	2256	2402
			Ⓐ	Ⓑ	Ⓒ	Ⓓ	Ⓔ			

HOW TO ORDER

Indicate the following information on order form:
1. Quantity of each item.
2. Model number, including options. See "How To Build a Model Number".
3. Any special service required.

Note: • The □ indicates that a choice is required.
- The absence of the □ indicates that no choice is required.
- Alpha-numeric characters in place of □ indicate that no other alternatives are available.

HOW TO BUILD A MODEL NUMBER

Ⓐ Select basic model.

Ⓑ Select wood type.

O	- Oak
M	- Maple

Ⓒ Select end panel.

PCRV	- Curved panel
PSTR	- Straight panel

Ⓓ Select back panel.

BP	- Back panel; add $210
NP	- No back panel

Ⓔ Select wood finish.
Refer to the **Product Color Options** page in this price list.
Stained finish colors; add $97.

INFORMATION

Back Panel Weights
When ordering shelving with back panels add the following weights:
42" high add 15#
54" high add 18#
60" high add 20#
72" high add 24#
82" high add 27#
96" high add 35#

FINISH INFORMATION

Color Match
KI offers the additional option of color matching paint, polypropylene, or wood stain through Product Modification Requests, contact Customer Service for details.

SPECIAL SERVICES

Special Carton Marking

With specially marked information	N/C

Shipping
Ships **knocked down, FOB Factory of origin, freight prepaid.** Freight class 125.

Specifications and prices are subject to change without prior notice.

CrossRoads® Shelving
72" High Shelving

CrossRoads® Shelving
72" High Shelving

	MODEL	D x W	MODEL NUMBER Basic Model	Wood Type	End Panel	Back Panel	Wood Finish	Approx. Packaged Weight	Oak	Maple
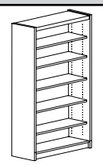 CRF	**Shelving Starter Unit-Single Face** • Straight base only • Straight or curved end panel • With or without back panel • 4 adjustable, 1 fixed and 1 base shelf • Recommended for use against wall only • Anchors recommended • Non-finished backside	8 x 37-1/2"	CRFS7208S	☐	☐☐☐☐	☐☐	☐☐☐	59.0#	$ 1689	$ 1794
		10 x 37-1/2"	CRFS7210S	☐	☐☐☐☐	☐☐	☐☐☐	77.0#	1794	1907
		12 x 37-1/2"	CRFS7212S	☐	☐☐☐☐	☐☐	☐☐☐	91.0#	1916	2035
		16 x 37-1/2"	CRFS7216S	☐	☐☐☐☐	☐☐	☐☐☐	115.0#	2638	2982
 CRF	**Shelving Adder Unit-Single Face** • Straight end panel only • With or without back panel • 4 adjustable, 1 fixed and 1 base shelf • Recommended for use against wall only • Anchors recommended • Non-finished backside	8 x 36-1/4"	CRFS7208A	☐	PSTR	☐☐	☐☐☐	48.0#	$ 1359	$ 1439
		10 x 36-1/4"	CRFS7210A	☐	PSTR	☐☐	☐☐☐	61.0#	1436	1526
		12 x 36-1/4"	CRFS7212A	☐	PSTR	☐☐	☐☐☐	72.0#	1518	1618
		16 x 36-1/4"	CRFS7216A	☐	PSTR	☐☐	☐☐☐	92.0#	2043	2375
 CRF	**Shelving Starter Unit-Double Face** • Straight base only • Straight or curved end panel • With or without back panel • 8 adjustable, 2 fixed and 2 base shelves	16 x 37-1/2"	CRFD7216S	☐	☐☐☐☐	☐☐	☐☐☐	117.0#	$ 2815	$ 3008
		20 x 37-1/2"	CRFD7220S	☐	☐☐☐☐	☐☐	☐☐☐	151.0#	3027	3243
		24 x 37-1/2"	CRFD7224S	☐	☐☐☐☐	☐☐	☐☐☐	200.0#	3267	3500
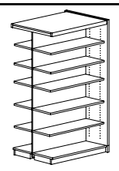 CRF	**Shelving Adder Unit-Double Face** • Straight end panel only • With or without back panel • 8 adjustable, 2 fixed and 2 base shelves	16 x 36-1/4"	CRFD7216A	☐	PSTR	☐☐	☐☐☐	92.0#	$ 2338	$ 2495
		20 x 36-1/4"	CRFD7220A	☐	PSTR	☐☐	☐☐☐	120.0#	2492	2656
		24 x 36-1/4"	CRFD7224A	☐	PSTR	☐☐	☐☐☐	139.0#	2679	2859
				Ⓑ	Ⓒ	Ⓓ	Ⓔ			
			Ⓐ							

HOW TO ORDER

Indicate the following information on order form:
1. Quantity of each item.
2. Model number, including options. See "How To Build a Model Number".
3. Any special service required.

Note: • The ☐ indicates that a choice is required.
- The absence of the ☐ indicates that no choice is required.
- Alpha-numeric characters in place of ☐ indicate that no other alternatives are available.

HOW TO BUILD A MODEL NUMBER

Ⓐ Select basic model.

Ⓑ Select wood type.

O	- Oak
M	- Maple

Ⓒ Select end panel.

PCRV	- Curved panel
PSTR	- Straight panel

Ⓓ Select back panel.

BP	- Back panel; add $248
NP	- No back panel

Ⓔ Select wood finish.
Refer to the **Product Color Options** page in this price list.
Stained finish colors; add $97.

INFORMATION

Back Panel Weights
When ordering shelving with back panels add the following weights:
42" high add 15#
54" high add 18#
60" high add 20#
72" high add 24#
82" high add 27#
96" high add 35#

FINISH INFORMATION

Color Match
KI offers the additional option of color matching paint, polypropylene, or wood stain through Product Modification Requests, contact Customer Service for details.

SPECIAL SERVICES

Special Carton Marking

With specially marked information	N/C

Shipping
Ships **knocked down, FOB Factory of origin, freight prepaid.** Freight class 125.

Specifications and prices are subject to change without prior notice.

CrossRoads® Shelving
82" High Shelving

CrossRoads® Shelving
82" High Shelving

	MODEL	D x W	MODEL NUMBER Basic Model	Wood Type	End Panel	Back Panel	Wood Finish	Approx. Packaged Weight	Oak	Maple
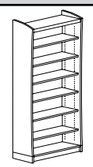 CRF	**Shelving Starter Unit-Single Face** • Straight base only • Straight or curved end panel • With or without back panel • 5 adjustable, 1 fixed and 1 base shelf • Recommended for use against wall only • Anchors recommended • Non-finished backside	8 x 37-1/2"	CRFS8208S	☐	☐☐☐☐	☐☐	☐☐☐	64.0#	$ 1754	$ 1865
		10 x 37-1/2"	CRFS8210S	☐	☐☐☐☐	☐☐	☐☐☐	87.0#	1868	1989
		12 x 37-1/2"	CRFS8212S	☐	☐☐☐☐	☐☐	☐☐☐	101.0#	2004	2130
		16 x 37-1/2"	CRFS8216S	☐	☐☐☐☐	☐☐	☐☐☐	127.0#	2843	3070
 CRF	**Shelving Adder Unit-Single Face** • Straight end panel only • With or without back panel • 5 adjustable, 1 fixed and 1 base shelf • Recommended for use against wall only • Anchors recommended • Non-finished backside	8 x 36-1/4"	CRFS8208A	☐	PSTR	☐☐	☐☐☐	54.0#	$ 1411	$ 1497
		10 x 36-1/4"	CRFS8210A	☐	PSTR	☐☐	☐☐☐	68.0#	1500	1595
		12 x 36-1/4"	CRFS8212A	☐	PSTR	☐☐	☐☐☐	81.0#	1582	1689
		16 x 36-1/4"	CRFS8216A	☐	PSTR	☐☐	☐☐☐	99.0#	2196	2563
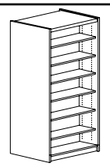 CRF	**Shelving Starter Unit-Double Face** • Straight base only • Straight or curved end panel • With or without back panel • 10 adjustable, 2 fixed and 2 base shelves	16 x 37-1/2"	CRFD8216S	☐	☐☐☐☐	☐☐	☐☐☐	127.0#	$ 2955	$ 3158
		20 x 37-1/2"	CRFD8220S	☐	☐☐☐☐	☐☐	☐☐☐	170.0#	3192	3417
		24 x 37-1/2"	CRFD8224S	☐	☐☐☐☐	☐☐	☐☐☐	198.0#	3443	3687
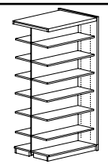 CRF	**Shelving Adder Unit-Double Face** • Straight end panel only • With or without back panel • 10 adjustable, 2 fixed and 2 base shelves	16 x 36-1/4"	CRFD8216A	☐	PSTR	☐☐	☐☐☐	99.0#	$ 2451	$ 2618
		20 x 36-1/4"	CRFD8220A	☐	PSTR	☐☐	☐☐☐	135.0#	2608	2788
		24 x 36-1/4"	CRFD8224A	☐	PSTR	☐☐	☐☐☐	155.0#	2816	3009
				Ⓐ	Ⓑ	Ⓒ	Ⓓ	Ⓔ		

HOW TO ORDER

Indicate the following information on order form:
1. Quantity of each item.
2. Model number, including options. See "How To Build a Model Number".
3. Any special service required.

Note: • The ☐ indicates that a choice is required.
• The absence of the ☐ indicates that no choice is required.
• Alpha-numeric characters in place of ☐ indicate that no other alternatives are available.

HOW TO BUILD A MODEL NUMBER

Ⓐ Select basic model.

Ⓑ Select wood type.

O	- Oak
M	- Maple

Ⓒ Select end panel.

PCRV	- Curved panel
PSTR	- Straight panel

Ⓓ Select back panel.

BP	- Back panel; add $277
NP	- No back panel

Ⓔ Select wood finish.
Refer to the **Product Color Options** page in this price list.
Stained finish colors; add $105.

INFORMATION

Back Panel Weights
When ordering shelving with back panels add the following weights:
42" high add 15#
54" high add 18#
60" high add 20#
72" high add 24#
82" high add 27#
96" high add 35#

FINISH INFORMATION

Color Match
KI offers the additional option of color matching paint, polypropylene, or wood stain through Product Modification Requests, contact Customer Service for details.

SPECIAL SERVICES

Special Carton Marking

With specially marked information	N/C

Shipping
Ships **knocked down, FOB Factory of origin, freight prepaid.** Freight class 125.

Specifications and prices are subject to change without prior notice.

CrossRoads® Shelving
96" High Shelving

CrossRoads® Shelving
96" High Shelving

	MODEL	D x W	MODEL NUMBER: Basic Model (A)	Wood Type (B)	End Panel (C)	Back Panel (D)	Wood Finish (E)	Approx. Packaged Weight	Oak	Maple
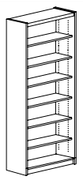 CRF	**Shelving Starter Unit-Single Face** • Straight base only • Straight or curved end panel • With or without back panel • 5 adjustable, 1 fixed and 1 base shelf • Recommended for use against wall only • Anchors recommended • Non-finished backside	12 x 37-1/2"	CRFS9612S	☐	☐☐☐☐	☐☐	☐☐☐	124.0#	$ 2256	$ 2402
 CRF	**Shelving Adder Unit-Single Face** • Straight end panel only • With or without back panel • 5 adjustable, 1 fixed and 1 base shelf • Recommended for use against wall only • Anchors recommended • Non-finished backside	12 x 36-1/4"	CRFS9612A	☐	PSTR	☐☐	☐☐☐	96.0#	$ 1730	$ 1847

HOW TO ORDER

Indicate the following information on order form:
1. Quantity of each item.
2. Model number, including options. See "How To Build a Model Number".
3. Any special service required.

Note: • The ☐ indicates that a choice is required.
• The absence of the ☐ indicates that no choice is required.
• Alpha-numeric characters in place of ☐ indicate that no other alternatives are available.

HOW TO BUILD A MODEL NUMBER

A Select basic model.

B Select wood type.

O	- Oak
M	- Maple

C Select end panel.

PCRV	- Curved panel
PSTR	- Straight panel

D Select back panel.

BP	- Back panel; add $302
NP	- No back panel

E Select wood finish.
Refer to the **Product Color Options** page in this price list.
Stained finish colors; add $105.

INFORMATION

Back Panel Weights
When ordering shelving with back panels add the following weights:
42" high add 15#
54" high add 18#
60" high add 20#
72" high add 24#
82" high add 27#
96" high add 35#

FINISH INFORMATION

Color Match
KI offers the additional option of color matching paint, polypropylene, or wood stain through Product Modification Requests, contact Customer Service for details.

SPECIAL SERVICES

Special Carton Marking

With specially marked information	N/C

Shipping
Ships **knocked down, FOB Factory of origin, freight prepaid.** Freight class 125.

Specifications and prices are subject to change without prior notice.

CrossRoads® Shelving
96" High Shelving

CrossRoads® Shelving
96" High Shelving

	MODEL	D x W	MODEL NUMBER Basic Model	Wood Type	End Panel	Back Panel	Wood Finish	Approx. Packaged Weight	Oak	Maple
 CRF	**Shelving Starter Unit-Double Face** • Straight base only • Straight or curved end panel • With or without back panel • 10 adjustable, 2 fixed and 2 base shelves	24 x 37-1/2"	CRFD9624S	☐	☐☐☐☐	☐☐	☐☐☐	244.0#	$ 3963	$ 4250
 CRF	**Shelving Adder Unit-Double Face** • Straight end panel only • With or without back panel • 10 adjustable, 2 fixed and 2 base shelves	24 x 36-1/4"	CRFD9624A	☐	PSTR	☐☐	☐☐☐	185.0#	$ 3106	$ 3328
			Ⓐ	Ⓑ	Ⓒ	Ⓓ	Ⓔ			

FINISH INFORMATION

Color Match
KI offers the additional option of color matching paint, polypropylene, or wood stain through Product Modification Requests, contact Customer Service for details.

HOW TO ORDER

Indicate the following information on order form:
1. Quantity of each item.
2. Model number, including options. See "How To Build a Model Number".
3. Any special service required.

Note: • The ☐ indicates that a choice is required.
• The absence of the ☐ indicates that no choice is required.
• Alpha-numeric characters in place of ☐ indicate that no other alternatives are available.

HOW TO BUILD A MODEL NUMBER

Ⓐ Select basic model.

Ⓑ Select wood type.

O	- Oak
M	- Maple

Ⓒ Select end panel.

PCRV	- Curved panel
PSTR	- Straight panel

Ⓓ Select back panel.

BP	- Back panel; add $302
NP	- No back panel

Ⓔ Select wood finish.
Refer to the **Product Color Options** page in this price list.
Stained finish colors; add $105.

INFORMATION

Back Panel Weights
When ordering shelving with back panels add the following weights:
42" high add 15#
54" high add 18#
60" high add 20#
72" high add 24#
82" high add 27#
96" high add 35#

SPECIAL SERVICES

Special Carton Marking

With specially marked information	N/C

Shipping
Ships **knocked down, FOB Factory of origin, freight prepaid.** Freight class 125.

Specifications and prices are subject to change without prior notice.

CrossRoads® Metal Shelving
42" Metal Shelving

CrossRoads® Metal Shelving
42" Metal Shelving

	MODEL	D x W	MODEL NUMBER: Basic Model	Wood Type Ⓑ	Back Panel Ⓒ	Shelf Type Ⓓ	End Panel Ⓔ	Wood Finish Ⓕ	Paint Color Ⓖ	Approx. Packaged Weight	Oak	Maple	Book Stop Shelf add to list price
 CRSS	**Metal Shelving Starter Unit-Single Face** • Straight base only • Straight or curved end panel • With or without back panel • 2 adjustable & 1 wood bottom base shelf • Recommended for use against wall only • Anchors recommended • Non-finished backside	12 x 37-1/2"	CRSSS4212S	☐	☐☐	☐	☐☐☐☐	☐☐☐	SA	57.0#	$ 1224	$ 1288	$ 30
 CRSS	**Metal Shelving Adder Unit-Single Face** • Straight end panel only • With or without back panel • 2 adjustable & 1 wood bottom base shelf • Recommended for use against wall only • Anchors recommended • Non-finished backside	12 x 36-1/4"	CRSSS4212A	☐	☐☐	☐	PSTR	☐☐☐	SA	47.0#	$ 983	$ 1040	$ 30
 CRSS	**Metal Shelving Starter Unit-Double Face** • Straight base only • Straight or curved end panel • With or without back panel • 4 adjustable & 2 wood bottom base shelves	24 x 37-1/2"	CRSSD4224S	☐	☐☐	☐	☐☐☐☐	☐☐☐	SA	117.0#	$ 1954	$ 2086	$ 60
 CRSS	**Metal Shelving Adder Unit-Double Face** • Straight end panel only • With or without back panel • 4 adjustable & 2 wood bottom base shelves	24 x 36-1/4"	CRSSD4224A	☐	☐☐	☐	PSTR	☐☐☐	SA	95.0#	$ 1625	$ 1727	$ 60
				Ⓑ	Ⓒ	Ⓓ	Ⓔ	Ⓕ	Ⓖ				

HOW TO ORDER

Indicate the following information on order form:
1. Quantity of each item.
2. Model number, including options. See "How To Build a Model Number".
3. Any special service required.

Note: • The ☐ indicates that a choice is required.
- The absence of the ☐ indicates that no choice is required.
- Alpha-numeric characters in place of ☐ indicate that no other alternatives are available.

HOW TO BUILD A MODEL NUMBER

Ⓐ Select basic model.

Ⓑ Select wood type.

O	- Oak
M	- Maple

Ⓒ Select back panel.

BP	- Back panel; add $176
NP	- No back panel

Ⓓ Select shelf type.

B	- Book stop shelf
F	- Flat shelf

Book stop shelf is NOT available with Back panel.
See pricing column for book stop shelf upcharge.

Ⓔ Select end panel

PCRV	- Curved panel
PSTR	- Straight panel

Ⓕ Select wood finish.
Refer to the **Product Color Options** page in this price list.
Stained finish colors; add $62.

Ⓖ Select shelf paint color.

SA	- Sand

Refer to the **Product Color Options** page in this price list.

INFORMATION

Back Panel Weights
When ordering shelving with back panels add the following weights:
42" high add 15#
54" high add 18#
60" high add 20#
72" high add 24#
82" high add 27#

FINISH INFORMATION

Color Match
KI offers the additional option of color matching paint, polypropylene, or wood stain through Product Modification Requests, contact Customer Service for details.

SPECIAL SERVICES

Special Carton Marking

With specially marked information	N/C

Shipping
Ships **knocked down, FOB Factory of origin, freight prepaid.** Freight class 125.

Specifications and prices are subject to change without prior notice.

CrossRoads® Metal Shelving
54" Metal Shelving

CrossRoads® Metal Shelving
54" Metal Shelving

	MODEL	D x W	MODEL NUMBER Basic Model	Wood Type Ⓑ	Back Panel Ⓒ	Shelf Type Ⓓ	End Panel Ⓔ	Wood Finish Ⓕ	Paint Color Ⓖ	Approx. Packaged Weight	Oak	Maple	Book Stop Shelf add to list price
 CRSS	**Metal Shelving Starter Unit-Single Face** • Straight base only • Straight or curved end panel • With or without back panel • 3 adjustable & 1 wood bottom base shelf • Recommended for use against wall only • Anchors recommended • Non-finished backside	12 x 37-1/2"	CRSSS5412S	☐	☐☐	☐	☐☐☐☐	☐☐☐	SA	69.0#	$ 1425	$ 1510	$ 45
 CRSS	**Metal Shelving Adder Unit-Single Face** • Straight end panel only • With or without back panel • 3 adjustable & 1 wood bottom base shelf • Recommended for use against wall only • Anchors recommended • Non-finished backside	12 x 36-1/4"	CRSSS5412A	☐	☐☐	☐	PSTR	☐☐☐	SA	55.0#	$ 1140	$ 1209	$ 45
 CRSS	**Metal Shelving Starter Unit-Double Face** • Straight base only • Straight or curved end panel • With or without back panel • 6 adjustable & 2 wood bottom base shelves	24 x 37-1/2"	CRSSD5424S	☐	☐☐	☐	☐☐☐☐	☐☐☐	SA	135.0#	$ 2336	$ 2492	$ 91
 CRSS	**Metal Shelving Adder Unit-Double Face** • Straight end panel only • With or without back panel • 6 adjustable & 2 wood bottom base shelves	24 x 36-1/4"	CRSSD5424A	☐	☐☐	☐	PSTR	☐☐☐	SA	107.0#	$ 1926	$ 2055	$ 91
			Ⓐ	Ⓑ	Ⓒ	Ⓓ	Ⓔ	Ⓕ	Ⓖ				

HOW TO ORDER

Indicate the following information on order form:
1. Quantity of each item.
2. Model number, including options. See "How To Build a Model Number".
3. Any special service required.

Note: • The ☐ indicates that a choice is required.
- The absence of the ☐ indicates that no choice is required.
- Alpha-numeric characters in place of ☐ indicate that no other alternatives are available.

HOW TO BUILD A MODEL NUMBER

Ⓐ Select basic model.

Ⓑ Select wood type.

O	- Oak
M	- Maple

Ⓒ Select back panel.

BP	- Back panel; add $200
NP	- No back panel

Ⓓ Select shelf type.

B	- Book stop shelf
F	- Flat shelf

Book stop shelf is NOT available with Back panel.
See pricing column for book stop shelf upcharge.

Ⓔ Select end panel

PCRV	- Curved panel
PSTR	- Straight panel

Ⓕ Select wood finish.
Refer to the **Product Color Options** page in this price list.
Stained finish colors; add $62.

Ⓖ Select shelf paint color.

SA	- Sand

Refer to the **Product Color Options** page in this price list.

INFORMATION

Back Panel Weights
When ordering shelving with back panels add the following weights:
42" high add 15#
54" high add 18#
60" high add 20#
72" high add 24#
82" high add 27#

FINISH INFORMATION

Color Match
KI offers the additional option of color matching paint, polypropylene, or wood stain through Product Modification Requests, contact Customer Service for details.

SPECIAL SERVICES

Special Carton Marking

With specially marked information	N/C

Shipping
Ships **knocked down, FOB Factory of origin, freight prepaid.** Freight class 125.

Specifications and prices are subject to change without prior notice.

CrossRoads® Metal Shelving
60" Metal Shelving

CrossRoads® Metal Shelving
60" Metal Shelving

	MODEL	D x W	MODEL NUMBER: Basic Model	Wood Type (A)	Back Panel (B)	Shelf Type (C)	End Panel (D)	Wood Finish (E)	Paint Color (F)	Approx. Packaged Weight	Oak	Maple	Book Stop Shelf add to list price
 CRSS	**Metal Shelving Starter Unit-Single Face** • Straight base only • Straight or curved end panel • With or without back panel • 4 adjustable & 1 wood bottom base shelf • Recommended for use against wall only • Anchors recommended • Non-finished backside	12 x 37-1/2"	CRSSS6012S	☐	☐☐	☐	☐☐☐☐	☐☐☐	SA	81.0#	$ 1494	$ 1584	$ 60
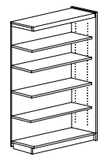 CRSS	**Metal Shelving Adder Unit-Single Face** • Straight end panel only • With or without back panel • 4 adjustable & 1 wood bottom base shelf • Recommended for use against wall only • Anchors recommended • Non-finished backside	12 x 36-1/4"	CRSSS6012A	☐	☐☐	☐	PSTR	☐☐☐	SA	63.0#	$ 1190	$ 1267	$ 60
 CRSS	**Metal Shelving Starter Unit-Double Face** • Straight base only • Straight or curved end panel • With or without back panel • 8 adjustable & 2 wood bottom base shelves	24 x 37-1/2"	CRSSD6024S	☐	☐☐	☐	☐☐☐☐	☐☐☐	SA	154.0#	$ 2464	$ 2630	$ 122
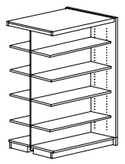 CRSS	**Metal Shelving Adder Unit-Double Face** • Straight end panel only • With or without back panel • 8 adjustable & 2 wood bottom base shelves	24 x 36-1/4"	CRSSD6024A	☐	☐☐	☐	PSTR	☐☐☐	SA	123.0#	$ 2031	$ 2163	$ 122

Ⓐ Ⓑ Ⓒ Ⓓ Ⓔ Ⓕ Ⓖ

HOW TO ORDER

Indicate the following information on order form:
1. Quantity of each item.
2. Model number, including options. See "How To Build a Model Number".
3. Any special service required.

Note: • The ☐ indicates that a choice is required.
- The absence of the ☐ indicates that no choice is required.
- Alpha-numeric characters in place of ☐ indicate that no other alternatives are available.

HOW TO BUILD A MODEL NUMBER

Ⓐ Select basic model.

Ⓑ Select wood type.
- **O** - Oak
- **M** - Maple

Ⓒ Select back panel.
- **BP** - Back panel; add $210
- **NP** - No back panel

Ⓓ Select shelf type.
- **B** - Book stop shelf
- **F** - Flat shelf

Book stop shelf is NOT available with Back panel.
See pricing column for book stop shelf upcharge.

Ⓔ Select end panel
- **PCRV** - Curved panel
- **PSTR** - Straight panel

Ⓕ Select wood finish.
Refer to the **Product Color Options** page in this price list.
Stained finish colors; add $79.

Ⓖ Select shelf paint color.
- **SA** - Sand

Refer to the **Product Color Options** page in this price list.

INFORMATION

Back Panel Weights
When ordering shelving with back panels add the following weights:
42" high add 15#
54" high add 18#
60" high add 20#
72" high add 24#
82" high add 27#

FINISH INFORMATION

Color Match
KI offers the additional option of color matching paint, polypropylene, or wood stain through Product Modification Requests, contact Customer Service for details.

SPECIAL SERVICES

Special Carton Marking
With specially marked information N/C

Shipping
Ships **knocked down, FOB Factory of origin, freight prepaid.** Freight class 125.

Specifications and prices are subject to change without prior notice.

CrossRoads® Metal Shelving
72" Metal Shelving

CrossRoads® Metal Shelving
72" Metal Shelving

	MODEL	D x W	MODEL NUMBER: Basic Model	Wood Type	Back Panel	Shelf Type	End Panel	Wood Finish	Paint Color	Approx. Packaged Weight	Oak	Maple	Book Stop Shelf add to list price
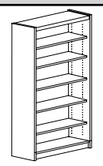 CRSS	**Metal Shelving Starter Unit-Single Face** • Straight base only • Straight or curved end panel • With or without back panel • 5 adjustable & 1 wood bottom base shelf • Recommended for use against wall only • Anchors recommended • Non-finished backside	12 x 37-1/2"	CRSSS7212S	☐	☐☐	☐	☐☐☐☐	☐☐☐	SA	91.0#	$ 1726	$ 1829	$ 77
 CRSS	**Metal Shelving Adder Unit-Single Face** • Straight end panel only • With or without back panel • 5 adjustable & 1 wood bottom base shelf • Recommended for use against wall only • Anchors recommended • Non-finished backside	12 x 36-1/4"	CRSSS7212A	☐	☐☐	☐	PSTR	☐☐☐	SA	72.0#	$ 1368	$ 1456	$ 77
 CRSS	**Metal Shelving Starter Unit-Double Face** • Straight base only • Straight or curved end panel • With or without back panel • 10 adjustable & 2 wood bottom base shelves	24 x 37-1/2"	CRSSD7224S	☐	☐☐	☐	☐☐☐☐	☐☐☐	SA	200.0#	$ 2939	$ 3149	$ 150
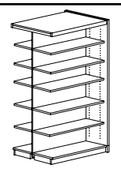 CRSS	**Metal Shelving Adder Unit-Double Face** • Straight end panel only • With or without back panel • 10 adjustable & 2 wood bottom base shelves	24 x 36-1/4"	CRSSD7224A	☐	☐☐	☐	PSTR	☐☐☐	SA	139.0#	$ 2411	$ 2574	$ 150
			Ⓐ	Ⓑ	Ⓒ	Ⓓ	Ⓔ	Ⓕ	Ⓖ				

HOW TO ORDER

Indicate the following information on order form:
1. Quantity of each item.
2. Model number, including options. See "How To Build a Model Number".
3. Any special service required.

Note: • The ☐ indicates that a choice is required.
- The absence of the ☐ indicates that no choice is required.
- Alpha-numeric characters in place of ☐ indicate that no other alternatives are available.

HOW TO BUILD A MODEL NUMBER

Ⓐ Select basic model.

Ⓑ Select wood type.

O	- Oak
M	- Maple

Ⓒ Select back panel.

BP	- Back panel; add $248
NP	- No back panel

Ⓓ Select shelf type.

B	- Book stop shelf
F	- Flat shelf

Book stop shelf is NOT available with Back panel.
See pricing column for book stop shelf upcharge.

Ⓔ Select end panel

PCRV	- Curved panel
PSTR	- Straight panel

Ⓕ Select wood finish.
Refer to the **Product Color Options** page in this price list.
Stained finish colors; add $79.

Ⓖ Select shelf paint color.

SA	- Sand

Refer to the **Product Color Options** page in this price list.

INFORMATION

Back Panel Weights
When ordering shelving with back panels add the following weights:
42" high add 15#
54" high add 18#
60" high add 20#
72" high add 24#
82" high add 27#

FINISH INFORMATION

Color Match
KI offers the additional option of color matching paint, polypropylene, or wood stain through Product Modification Requests, contact Customer Service for details.

SPECIAL SERVICES

Special Carton Marking

With specially marked information	N/C

Shipping
Ships **knocked down, FOB Factory of origin, freight prepaid.** Freight class 125.

Specifications and prices are subject to change without prior notice.

CrossRoads® Metal Shelving
82" Metal Shelving

CrossRoads® Metal Shelving
82" Metal Shelving

	MODEL	D x W	MODEL NUMBER: Basic Model	Wood Type Ⓑ	Back Panel Ⓒ	Shelf Type Ⓓ	End Panel Ⓔ	Wood Finish Ⓕ	Paint Color Ⓖ	Approx. Packaged Weight	Oak	Maple	Book Stop Shelf add to list price
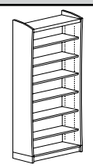 CRSS	**Metal Shelving Starter Unit-Single Face** • Straight base only • Straight or curved end panel • With or without back panel • 6 adjustable & 1 wood bottom base shelf • Recommended for use against wall only • Anchors recommended • Non-finished backside	12 x 37-1/2"	CRSSS8212S	☐	☐☐	☐	☐☐☐☐	☐☐☐	SA	101.0#	$ 1803	$ 1916	$ 91
 CRSS	**Metal Shelving Adder Unit-Single Face** • Straight end panel only • With or without back panel • 6 adjustable & 1 wood bottom base shelf • Recommended for use against wall only • Anchors recommended • Non-finished backside	12 x 36-1/4"	CRSSS8212A	☐	☐☐	☐	PSTR	☐☐☐	SA	81.0#	$ 1425	$ 1518	$ 91
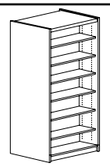 CRSS	**Metal Shelving Starter Unit-Double Face** • Straight base only • Straight or curved end panel • With or without back panel • 12 adjustable & 2 wood bottom base shelves	24 x 37-1/2"	CRSSD8224S	☐	☐☐	☐	☐☐☐☐	☐☐☐	SA	198.0#	$ 3097	$ 3320	$ 180
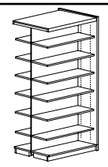 CRSS	**Metal Shelving Adder Unit-Double Face** • Straight end panel only • With or without back panel • 12 adjustable & 2 wood bottom base shelves	24 x 36-1/4"	CRSSD8224A	☐	☐☐	☐	PSTR	☐☐☐	SA	155.0#	$ 2535	$ 2708	$ 180
			Ⓐ	Ⓑ	Ⓒ	Ⓓ	Ⓔ	Ⓕ	Ⓖ				

HOW TO ORDER

Indicate the following information on order form:
1. Quantity of each item.
2. Model number, including options. See "How To Build a Model Number".
3. Any special service required.

Note: • The ☐ indicates that a choice is required.
- The absence of the ☐ indicates that no choice is required.
- Alpha-numeric characters in place of ☐ indicate that no other alternatives are available.

HOW TO BUILD A MODEL NUMBER

Ⓐ Select basic model.

Ⓑ Select wood type.
- **O** - Oak
- **M** - Maple

Ⓒ Select back panel.
- **BP** - Back panel; add $277
- **NP** - No back panel

Ⓓ Select shelf type.
- **B** - Book stop shelf
- **F** - Flat shelf

Book stop shelf is NOT available with Back panel.
See pricing column for book stop shelf upcharge.

Ⓔ Select end panel
- **PCRV** - Curved panel
- **PSTR** - Straight panel

Ⓕ Select wood finish.
Refer to the **Product Color Options** page in this price list.
Stained finish colors; add $84.

Ⓖ Select shelf paint color.
- **SA** - Sand

Refer to the **Product Color Options** page in this price list.

INFORMATION

Back Panel Weights
When ordering shelving with back panels add the following weights:
42" high add 15#
54" high add 18#
60" high add 20#
72" high add 24#
82" high add 27#

FINISH INFORMATION

Color Match
KI offers the additional option of color matching paint, polypropylene, or wood stain through Product Modification Requests, contact Customer Service for details.

SPECIAL SERVICES

Special Carton Marking
With specially marked information N/C

Shipping
Ships **knocked down, FOB Factory of origin, freight prepaid.** Freight class 125.

Specifications and prices are subject to change without prior notice.

CrossRoads® Periodical Shelving
42" High Periodical Shelving

CrossRoads® Periodical Shelving
42" High Periodical Shelving

	MODEL	D x W x H	MODEL NUMBER: Basic Model	Wood Type (A)	End Panel (C)	Wood Finish (D)	Approx. Packaged Weight	Oak	Maple
 CRPER	**42" Periodical Shelving Starter Unit-Single Face** • Straight base only with back panel • 2 adjustable pivoted shelves • Curved or straight end panel • Recommended for use against wall only • Anchors recommended • Non-finished backside	12 x 37-1/2 x 42"	CRPERS4212S	☐	☐☐☐☐	☐☐☐	92.0#	$ 4757	$ 5231
		16 x 37-1/2 x 42"	CRPERS4216S	☐	☐☐☐☐	☐☐☐	114.0#	4881	5364
 CRPER	**42" Periodical Shelving Adder Unit-Single Face** • Straight base only with back panel • 2 adjustable pivoted shelves • Straight end panel only • Recommended for use against wall only • Anchors recommended • Non-finished backside	12 x 36-1/4 x 42"	CRPERS4212A	☐	PSTR	☐☐☐	82.0#	$ 4055	$ 4457
		16 x 36-1/4 x 42"	CRPERS4216A	☐	PSTR	☐☐☐	100.0#	4128	4541
 CRPER	**42" Periodical Shelving Starter Unit-Double Face** • Straight base only with back panel • 4 adjustable pivoted shelves • Curved or straight end panel	24 x 37-1/2 x 42"	CRPERD4224S	☐	☐☐☐☐	☐☐☐	152.0#	$ 7557	$ 8312
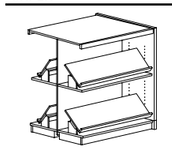 CRPER	**42" Periodical Shelving Adder Unit-Double Face** • Straight base only with back panel • 4 adjustable pivoted shelves • Straight end panel only	24 x 36-1/4 x 42"	CRPERD4224A	☐	PSTR	☐☐☐	130.0#	$ 6774	$ 7455

Ⓐ Ⓑ Ⓒ Ⓓ

HOW TO ORDER

Indicate the following information on order form:
1. Quantity of each item.
2. Model number, including options. See "How To Build a Model Number".
3. Any special service required.

Note: • The ☐ indicates that a choice is required.
• The absence of the ☐ indicates that no choice is required.
• Alpha-numeric characters in place of ☐ indicate that no other alternatives are available.

HOW TO BUILD A MODEL NUMBER

Ⓐ Select basic model.

Ⓑ Select wood type.

O	- Oak
M	- Maple

Ⓒ Select end panel.

PCRV	- Curved panel
PSTR	- Straight panel

Ⓓ Select wood finish.
Refer to the **Product Color Options** page in this price list.
Stained finish colors; add $106.

FINISH INFORMATION

Color Match
KI offers the additional option of color matching paint, polypropylene, or wood stain through Product Modification Requests, contact Customer Service for details.

SPECIAL SERVICES

Special Carton Marking

With specially marked information	N/C

Shipping
Ships **knocked down, FOB Factory of origin, freight prepaid.** Freight class 125.

Specifications and prices are subject to change without prior notice.

CrossRoads® Periodical Shelving
60" High Periodical Shelving

CrossRoads® Periodical Shelving
60" High Periodical Shelving

	MODEL	D x W x H	MODEL NUMBER Basic Model	Wood Type	End Panel	Wood Finish	Approx. Packaged Weight	Oak	Maple
 CRPER	**60" Periodical Shelving Starter Unit-Single Face** • Straight base only with back panel • 3 adjustable pivoted shelves • Curved or straight end panel • Recommended for use against wall only • Anchors recommended • Non-finished backside	12 x 37-1/2 x 60"	CRPERS6012S	☐	☐☐☐☐	☐☐☐	121.0#	$ 5555	$ 6108
		16 x 37-1/2 x 60"	CRPERS6016S	☐	☐☐☐☐	☐☐☐	143.0#	5721	6291
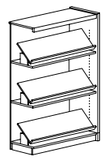 CRPER	**60" Periodical Shelving Adder Unit-Single Face** • Straight base only with back panel • 3 adjustable pivoted shelves • Straight end panel only • Recommended for use against wall only • Anchors recommended • Non-finished backside	12 x 36-1/4 x 60"	CRPERS6012A	☐	PSTR	☐☐☐	103.0#	$ 4844	$ 5329
		16 x 36-1/4 x 60"	CRPERS6016A	☐	PSTR	☐☐☐	125.0#	4933	5424
 CRPER	**60" Periodical Shelving Starter Unit-Double Face** • Straight base only with back panel • 6 adjustable pivoted shelves • Curved or straight end panel	24 x 37-1/2 x 60"	CRPERD6024S	☐	☐☐☐☐	☐☐☐	194.0#	$ 8917	$ 9808
 CRPER	**60" Periodical Shelving Adder Unit-Double Face** • Straight base only with back panel • 6 adjustable pivoted shelves • Straight end panel only	24 x 36-1/4 x 60"	CRPERD6024A	☐	PSTR	☐☐☐	163.0#	$ 8067	$ 8875
			Ⓐ	Ⓑ	Ⓒ	Ⓓ			

HOW TO ORDER

Indicate the following information on order form:
1. Quantity of each item.
2. Model number, including options. See "How To Build a Model Number".
3. Any special service required.

Note: • The ☐ indicates that a choice is required.
- The absence of the ☐ indicates that no choice is required.
- Alpha-numeric characters in place of ☐ indicate that no other alternatives are available.

HOW TO BUILD A MODEL NUMBER

Ⓐ Select basic model.

Ⓑ Select wood type.

O	- Oak
M	- Maple

Ⓒ Select end panel.

PCRV	- Curved panel
PSTR	- Straight panel

Ⓓ Select wood finish (for edge & sides).
Refer to the **Product Color Options** page in this price list.
Stained finish colors; add $106.

FINISH INFORMATION

Color Match
KI offers the additional option of color matching paint, polypropylene, or wood stain through Product Modification Requests, contact Customer Service for details.

SPECIAL SERVICES

Special Carton Marking

With specially marked information	N/C

Shipping
Ships **knocked down, FOB Factory of origin, freight prepaid.** Freight class 125.

Specifications and prices are subject to change without prior notice.

CrossRoads® Periodical Shelving
82" High Periodical Shelving

CrossRoads® Periodical Shelving
82" High Periodical Shelving

	MODEL	D x W x H	MODEL NUMBER: Basic Model	Wood Type	End Panel	Wood Finish	Approx. Packaged Weight	Oak	Maple
 CRPER	**82" Periodical Shelving Starter Unit-Single Face** • Straight base only with back panel • 5 adjustable pivoted shelves • Curved or straight end panel • Recommended for use against wall only • Anchors recommended • Non-finished backside	12 x 37-1/2 x 82"	CRPERS8212S	□	□□□□	□□□	148.0#	$ 7788	$ 8565
		16 x 37-1/2 x 82"	CRPERS8216S	□	□□□□	□□□	174.0#	7912	8703
 CRPER	**82" Periodical Shelving Adder Unit-Single Face** • Straight base only with back panel • 5 adjustable pivoted shelves • Straight end panel only • Recommended for use against wall only • Anchors recommended • Non-finished backside	12 x 36-1/4 x 82"	CRPERS8212A	□	PSTR	□□□	128.0#	$ 6963	$ 7658
		16 x 36-1/4 x 82"	CRPERS8216A	□	PSTR	□□□	146.0#	7084	7788
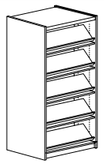 CRPER	**82" Periodical Shelving Starter Unit-Double Face** • Straight base only with back panel • 10 adjustable pivoted shelves • Curved or straight end panel	24 x 37-1/2 x 82"	CRPERD8224S	□	□□□□	□□□	245.0#	$ 9525	$ 10482
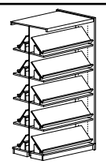 CRPER	**82" Periodical Shelving Adder Unit-Double Face** • Straight base only with back panel • 10 adjustable pivoted shelves • Straight end panel only	24 x 36-1/4 x 82"	CRPERD8224A	□	PSTR	□□□	202.0#	$ 8710	$ 9578

Ⓐ Ⓑ Ⓒ Ⓓ

HOW TO ORDER

Indicate the following information on order form:
1. Quantity of each item.
2. Model number, including options. See "How To Build a Model Number".
3. Any special service required.

Note: • The □ indicates that a choice is required.
- The absence of the □ indicates that no choice is required.
- Alpha-numeric characters in place of □ indicate that no other alternatives are available.

HOW TO BUILD A MODEL NUMBER

Ⓐ Select basic model.

Ⓑ Select wood type.

O	- Oak
M	- Maple

Ⓒ Select end panel.

PCRV	- Curved panel
PSTR	- Straight panel

Ⓓ Stained finish colors; add $106.
Refer to the **Product Color Options** page in this price list.

FINISH INFORMATION

Color Match
KI offers the additional option of color matching paint, polypropylene, or wood stain through Product Modification Requests, contact Customer Service for details.

SPECIAL SERVICES

Special Carton Marking

With specially marked information	N/C

Shipping
Ships **knocked down, FOB Factory of origin, freight prepaid.** Freight class 125.

Specifications and prices are subject to change without prior notice.

CrossRoads® Media Display Metal Shelving
42" Media Display Metal Shelving

CrossRoads® Media Display Metal Shelving
42" Media Display Metal Shelving

	MODEL	D x W x H	MODEL NUMBER Basic Model	Wood Type	End Panel	Wood Finish	Paint Color	Approx. Packaged Weight	Oak	Maple
 CRPS	**42" Metal Shelving Starter Unit-Single Face** • Straight base only with back panel • 2 adjustable angled steel shelves • Each shelf ships with 6 metal dividers • Curved or straight end panel • Recommended for use against wall only • Anchors recommended • Non-finished backside	12 x 37-1/2 x 42"	CRMSS4212S	☐	☐☐☐☐	☐☐☐	SA	92.0#	$ 4281	$ 4709
 CRPS	**42" Metal Shelving Adder Unit-Single Face** • Straight base only with back panel • 2 adjustable angled steel shelves • Each shelf ships with 6 metal dividers • Straight end panel only • Recommended for use against wall only • Anchors recommended • Non-finished backside	12 x 36-1/4 x 42"	CRMSS4212A	☐	PSTR	☐☐☐	SA	82.0#	$ 3651	$ 4012
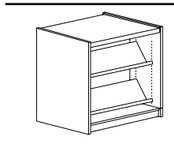 CRPS	**42" Metal Shelving Starter Unit-Double Face** • Straight base only with back panel • 4 adjustable angled steel shelves • Each shelf ships with 6 metal dividers • Curved or straight end panel	24 x 37-1/2 x 42"	CRMSD4224S	☐	☐☐☐☐	☐☐☐	SA	152.0#	$ 6801	$ 7479
 CRPS	**42" Metal Shelving Adder Unit-Double Face** • Straight base only with back panel • 4 adjustable angled steel shelves • Each shelf ships with 6 metal dividers • Straight end panel only	24 x 36-1/4 x 42"	CRMSD4224A	☐	PSTR	☐☐☐	SA	130.0#	$ 6096	$ 6708
			Ⓐ	Ⓑ	Ⓒ	Ⓓ	Ⓔ			

HOW TO ORDER

Indicate the following information on order form:
1. Quantity of each item.
2. Model number, including options. See "How To Build a Model Number".
3. Any special service required.

Note: • The ☐ indicates that a choice is required.
• The absence of the ☐ indicates that no choice is required.
• Alpha-numeric characters in place of ☐ indicate that no other alternatives are available.

HOW TO BUILD A MODEL NUMBER

Ⓐ Select basic model.

Ⓑ Select wood type.

O	- Oak
M	- Maple

Ⓒ Select end panel

PCRV	- Curved panel
PSTR	- Straight panel

Ⓓ Select wood finish.
Refer to the **Product Color Options** page in this price list.
Stained finish colors; add $62.

Ⓔ Select shelf paint color.

SA	- Sand

Refer to the **Product Color Options** page in this price list.

FINISH INFORMATION

Color Match
KI offers the additional option of color matching paint, polypropylene, or wood stain through Product Modification Requests, contact Customer Service for details.

SPECIAL SERVICES

Special Carton Marking

With specially marked information	N/C

Shipping
Ships **knocked down, FOB Factory of origin, freight prepaid.** Freight class 125.

Specifications and prices are subject to change without prior notice.

CrossRoads® Media Display Metal Shelving
60" Media Display Metal Shelving

CrossRoads® Media Display Metal Shelving
60" Media Display Metal Shelving

	MODEL	D x W x H	MODEL NUMBER Basic Model	Wood Type	End Panel	Wood Finish	Paint Color	Approx. Packaged Weight	Oak	Maple
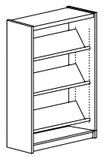	**60" Metal Shelving Starter Unit-Single Face** • Straight base only with back panel • 3 adjustable angled steel shelves • Each shelf ships with 6 metal dividers • Curved or straight end panel • Recommended for use against wall only • Anchors recommended • Non-finished backside	12 x 37-1/2 x 60"	CRMSS6012S	□	□□□□	□□□	SA	121.0#	$ 5000	$ 5500
CRPS										
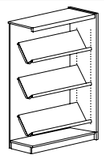	**60" Metal Shelving Adder Unit-Single Face** • Straight base only with back panel • 3 adjustable angled steel shelves • Each shelf ships with 6 metal dividers • Straight end panel only • Recommended for use against wall only • Anchors recommended • Non-finished backside	12 x 36-1/4 x 60"	CRMSS6012A	□	PSTR	□□□	SA	103.0#	$ 4358	$ 4796
CRPS										
	**60" Metal Shelving Starter Unit-Double Face** • Straight base only with back panel • 6 adjustable angled steel shelves • Each shelf ships with 6 metal dividers • Curved or straight end panel	24 x 37-1/2 x 60"	CRMSD6024S	□	□□□□	□□□	SA	194.0#	$ 8028	$ 8827
CRPS										
	**60" Metal Shelving Adder Unit-Double Face** • Straight base only with back panel • 6 adjustable angled steel shelves • Each shelf ships with 6 metal dividers • Straight end panel only	24 x 36-1/4 x 60"	CRMSD6024A	□	PSTR	□□□	SA	163.0#	$ 7260	$ 7989
CRPS										
			Ⓐ	Ⓑ	Ⓒ	Ⓓ	Ⓔ			

HOW TO ORDER

Indicate the following information on order form:
1. Quantity of each item.
2. Model number, including options. See "How To Build a Model Number".
3. Any special service required.

Note: • The □ indicates that a choice is required.
- The absence of the □ indicates that no choice is required.
- Alpha-numeric characters in place of □ indicate that no other alternatives are available.

HOW TO BUILD A MODEL NUMBER

Ⓐ Select basic model.

Ⓑ Select wood type.

O	- Oak
M	- Maple

Ⓒ Select end panel

PCRV	- Curved panel
PSTR	- Straight panel

Ⓓ Select wood finish.
Refer to the **Product Color Options** page in this price list.
Stained finish colors; add $79.

Ⓔ Select shelf paint color.

SA	- Sand

Refer to the **Product Color Options** page in this price list.

FINISH INFORMATION

Color Match
KI offers the additional option of color matching paint, polypropylene, or wood stain through Product Modification Requests, contact Customer Service for details.

SPECIAL SERVICES

Special Carton Marking

With specially marked information	N/C

Shipping
Ships **knocked down, FOB Factory of origin, freight prepaid.** Freight class 125.

Specifications and prices are subject to change without prior notice.

CrossRoads® Media Display Metal Shelving

82" Media Display Metal Shelving

CrossRoads® Media Display Metal Shelving
82" Media Display Metal Shelving

	MODEL	D x W x H	MODEL NUMBER Basic Model	Wood Type	End Panel	Wood Finish	Paint Color	Approx. Packaged Weight	Oak	Maple
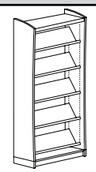 CRPS	**82" Metal Shelving Starter Unit-Single Face** • Straight base only with back panel • 5 adjustable angled steel shelves • Each shelf ships with 6 metal dividers • Curved or straight end panel • Recommended for use against wall only • Anchors recommended • Non-finished backside	12 x 37-1/2 x 82"	CRMSS8212S	☐	☐☐☐☐	☐☐☐	SA	148.0#	$ 7007	$ 7707
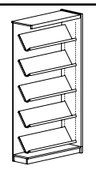 CRPS	**82" Metal Shelving Adder Unit-Single Face** • Straight base only with back panel • 5 adjustable angled steel shelves • Each shelf ships with 6 metal dividers • Straight end panel only • Recommended for use against wall only • Anchors recommended • Non-finished backside	12 x 36-1/4 x 82"	CRMSS8212A	☐	PSTR	☐☐☐	SA	128.0#	$ 6267	$ 6894
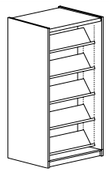 CRPS	**82" Metal Shelving Starter Unit-Double Face** • Straight base only with back panel • 10 adjustable angled steel shelves • Each shelf ships with 6 metal dividers • Curved or straight end panel	24 x 37-1/2 x 82"	CRMSD8224S	☐	☐☐☐☐	☐☐☐	SA	245.0#	$ 8571	$ 9432
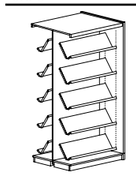 CRPS	**82" Metal Shelving Adder Unit-Double Face** • Straight base only with back panel • 10 adjustable angled steel shelves • Each shelf ships with 6 metal dividers • Straight end panel only	24 x 36-1/4 x 82"	CRMSD8224A	☐	PSTR	☐☐☐	SA	202.0#	$ 7839	$ 8622
			Ⓐ	Ⓑ	Ⓒ	Ⓓ	Ⓔ			

HOW TO ORDER

Indicate the following information on order form:
1. Quantity of each item.
2. Model number, including options. See "How To Build a Model Number".
3. Any special service required.

Note: • The ☐ indicates that a choice is required.
• The absence of the ☐ indicates that no choice is required.
• Alpha-numeric characters in place of ☐ indicate that no other alternatives are available.

HOW TO BUILD A MODEL NUMBER

Ⓐ Select basic model.

Ⓑ Select wood type.

O	- Oak
M	- Maple

Ⓒ Select end panel

PCRV	- Curved panel
PSTR	- Straight panel

Ⓓ Select wood finish.
Refer to the **Product Color Options** page in this price list.
Stained finish colors; add $84.

Ⓔ Select shelf paint color.

SA	- Sand

Refer to the **Product Color Options** page in this price list.

FINISH INFORMATION

Color Match

KI offers the additional option of color matching paint, polypropylene, or wood stain through Product Modification Requests, contact Customer Service for details.

SPECIAL SERVICES

Special Carton Marking

With specially marked information	N/C

Shipping

Ships **knocked down, FOB Factory of origin, freight prepaid.** Freight class 125.

Specifications and prices are subject to change without prior notice.

CrossRoads® Accessory Units
Storage/Accessories

CrossRoads® Accessory Units
Storage/Accessories

	MODEL	D x W x H	MODEL NUMBER: Basic Model	Wood Type	Wood Finish	Surface Finish	Pull Color	Approx. Packaged Weight	Oak	Maple
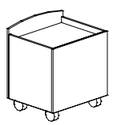 CRD	**Descending Platform Book Truck** • Sits under the Book Return Module • 4 swivel casters	22 x 26 x 28-1/2"	CRDBT	□	□□□			84.0#	$ 3472	$ 3818
 CRD	**Wood Mobile Pedestal** • Box/Box/File - (2) 6" drawers and (1) 12" drawer • Top drawer is locking	19-23/32 x 16-3/8 x 26-13/16"	CRDMP	□	□□□	□□□	□□□	60.0#	$ 1508	$ 1659
			Ⓐ	Ⓑ	Ⓒ	Ⓓ	Ⓔ			

HOW TO ORDER

Indicate the following information on order form:
1. Quantity of each item.
2. Model number, including options. See "How To Build a Model Number".
3. Any special service required.

Note: • The □ indicates that a choice is required.
- The absence of the □ indicates that no choice is required.
- Alpha-numeric characters in place of □ indicate that no other alternatives are available.

HOW TO BUILD A MODEL NUMBER

Ⓐ Select basic model.
For a complete circulation desk price quotation, a sketch or drawing of the modular arrangement must be included.

Ⓑ Select wood type.

O	- Oak
M	- Maple

Ⓒ Select wood finish. (for worksurface edge, shelf, side & back panels)
Refer to the **Product Color Options** page in this price list.
Stained finish colors; add $100.

Ⓓ Select surface finish.
Refer to the **Product Color Options** page in this price list.
Additional plastic laminate surfaces are available but may require an upcharge and additional leadtime. Please contact KI.

Ⓔ Select drawer pull color.
Refer to the **Product Color Options** page in this price list.

FINISH INFORMATION

Color Match
KI offers the additional option of color matching paint, polypropylene, or wood stain through Product Modification Requests, contact Customer Service for details.

SPECIAL SERVICES

Special Carton Marking

With specially marked information	N/C

Shipping
Ships **assembled, FOB Factory of origin, freight prepaid.** Freight class 100.

Specifications and prices are subject to change without prior notice.

CrossRoads® Accessory Units

Newspaper Display Units

CrossRoads® Accessory Units
Newspaper Display Units

	MODEL	D x W x H	MODEL NUMBER Basic Model	Wood Type	End Panel	Wood Finish	Approx. Packaged Weight	Oak	Maple
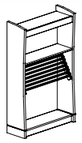	**Newspaper Display Starter Unit** • 2 heights • Straight or curved end panels • Recommended for use against wall only • Anchors recommended • Non-finished backside	12 x 37-1/2 x 60”	CRNEW6012S	☐	☐☐☐☐	☐☐☐	825.0#	$ 4746	$ 5221
		12 x 37-1/2 x 82”	CRNEW8212S	☐	☐☐☐☐	☐☐☐	1022.0#	5076	5580
CRNWS									
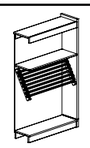	**Newspaper Display Adder Unit** • 2 heights • Straight or curved end panels • Recommended for use against wall only • Anchors recommended • Non-finished backside	12 x 36-1/4 x 60”	CRNEW6012A	☐	PSTR	☐☐☐	705.0#	$ 3927	$ 4320
		12 x 36-1/4 x 82”	CRNEW8212A	☐	PSTR	☐☐☐	853.0#	4231	4658
CRNWS									
			Ⓐ	Ⓑ	Ⓒ	Ⓓ			

HOW TO ORDER

Indicate the following information on order form:
1. Quantity of each item.
2. Model number, including options. See “How To Build a Model Number”.
3. Any special service required.

Note: • The ☐ indicates that a choice is required.
- The absence of the ☐ indicates that no choice is required.
- Alpha-numeric characters in place of ☐ indicate that no other alternatives are available.

HOW TO BUILD A MODEL NUMBER

Ⓐ Select basic model.

Ⓑ Select wood type.

O	- Oak
M	- Maple

Ⓒ Select end panel.

PCRV	- Curved panel
PSTR	- Straight panel

Ⓓ Select wood finish.
Refer to the **Product Color Options** page in this price list.
Stained finish colors add $100.

FINISH INFORMATION

Color Match

KI offers the additional option of color matching paint, polypropylene, or wood stain through Product Modification Requests, contact Customer Service for details.

SPECIAL SERVICES

Special Carton Marking

With specially marked information	N/C

Shipping

Ships **knocked down, FOB Factory of origin, freight prepaid.** Freight class 100.

Specifications and prices are subject to change without prior notice.

CrossRoads® Accessory Units
Atlas and Dictionary Stands

CrossRoads® Accessory Units
Atlas and Dictionary Stands

	MODEL	D x W x H	MODEL NUMBER: Basic Model	Wood Type	End Panel	Wood Finish	Surface Finish	Approx. Packaged Weight	Oak	Maple
 CRATL	**Atlas Stand** • Straight or curved end panels • 5 sliding shelves • Recommended for use against wall only	29 x 36 x 45”	CRATLAS	☐	☐☐☐☐	☐☐☐	☐☐☐	148.0#	$ 4588	$ 5047
 CRDCT	**Dictionary Stand** • Straight or curved end panels • 1 adjustable shelf • Recommended for use against wall only	29 x 36 x 45”	CRDICTN	☐	☐☐☐☐	☐☐☐	☐☐☐	105.0#	$ 3317	$ 3648
			Ⓐ	Ⓑ	Ⓒ	Ⓓ	Ⓔ			

HOW TO ORDER

Indicate the following information on order form:
1. Quantity of each item.
2. Model number, including options. See “How To Build a Model Number”.
3. Any special service required.

Note: • The ☐ indicates that a choice is required.
- The absence of the ☐ indicates that no choice is required.
- Alpha-numeric characters in place of ☐ indicate that no other alternatives are available.

HOW TO BUILD A MODEL NUMBER

Ⓐ Select basic model.

Ⓑ Select wood type.

O	- Oak
M	- Maple

Ⓒ Select end panel.

PCRV	- Curved panel
PSTR	- Straight panel

Ⓓ Select wood finish.
Refer to the **Product Color Options** page in this price list.
Stained finish colors add $100.

Ⓔ Select surface finish.
Refer to the **Product Color Options** page in this price list.
Additional plastic laminate surfaces are available but may require an upcharge and additional leadtime. Please contact KI.

FINISH INFORMATION

Color Match
KI offers the additional option of color matching paint, polypropylene, or wood stain through Product Modification Requests, contact Customer Service for details.

SPECIAL SERVICES

Special Carton Marking

With specially marked information	N/C

Shipping
Ships **assembled, FOB Factory of origin, freight prepaid.** Freight class 100.

Specifications and prices are subject to change without prior notice.

CrossRoads® Accessory Units
Rolling Book Carts

CrossRoads® Accessory Units
Rolling Book Carts

	MODEL	D x W x H	MODEL NUMBER Basic Model	Wood Type	Wood Finish	Approx. Packaged Weight	Oak	Maple
 CRTRK	**Rolling Book Cart-30" Wide** • 3 flat shelves • Lower shelf clearance 13" • Middle shelf clearance 11-1/4"	14-1/2 x 29-7/8 x 36-11/64"	CRTRK3530	☐	☐☐☐	43.0#	$ 1392	$ 1529
 CRTRK	**Rolling Book Cart-40" Wide** • 3 flat shelves • Lower shelf clearance 14-5/16" • Middle shelf clearance 14-5/16"	14-1/2 x 39-7/8 x 43-17/32"	CRTRK4140	☐	☐☐☐	43.0#	$ 1584	$ 1744
 CRTRK	**Rolling Book Cart with Slanted Shelves** • 2 double-face slanted shelves • 1 flat shelf • Lower shelf clearance 11-7/16" • Middle shelf clearance 8-7/8"	14-1/2 x 39-7/8 x 44-51/64"	CRTRK4140SL	☐	☐☐☐	43.0#	$ 2289	$ 2520
 CRTRK	**Rolling Book Cart with Slanted Shelves** • 2 double-face slanted shelves • 1 flat shelf • Lower shelf clearance 17-7/16" • Middle shelf clearance 8-7/8"	14-1/2 x 39-7/8 x 44-51/64"	CRTRK4140SL	☐	☐☐☐	43.0#	$ 2289	$ 2520

Ⓐ Ⓑ Ⓒ

HOW TO ORDER

Indicate the following information on order form:
1. Quantity of each item.
2. Model number, including options. See "How To Build a Model Number".
3. Any special service required.

Note: • The ☐ indicates that a choice is required.
- The absence of the ☐ indicates that no choice is required.
- Alpha-numeric characters in place of ☐ indicate that no other alternatives are available.

HOW TO BUILD A MODEL NUMBER

Ⓐ Select basic model.

Ⓑ Select wood type.

O	- Oak
M	- Maple

Ⓒ Select wood finish.
Refer to the **Product Color Options** page in this price list.
Stained finish colors add $100.

FINISH INFORMATION

Color Match
KI offers the additional option of color matching paint, polypropylene, or wood stain through Product Modification Requests, contact Customer Service for details.

SPECIAL SERVICES

Special Carton Marking

With specially marked information	N/C

Shipping
Ships **assembled, FOB Factory of origin, freight prepaid.** Freight class 100.

Specifications and prices are subject to change without prior notice.

CrossRoads® Seating
General Information

SPECIFICATIONS

Chair Back Posts
Back posts shall be made of 5/4" stock, steam bent to shape and finished to 1" thickness.

Chair Front Posts
Front posts shall be made of 8/4" stock an tapered on two inside faces. The front outside corners are shaped to a 3/4" radius.
Finished size is 1-3/4" x 1-3/4" at the top and 1-1/4" x 1-1/4" at the bottom.

Chair Side Rails
Side rails shall be made of 4/4" stock, finished to 13/16" thickness x 2" wide and double doweled to the front and back posts using 5/8" x 2" dowels.

Chair Side Stretchers
Side stretchers shall be made of 4/4" stock, finished to 13/16" x 13/16". The stretchers shall be fastened to the front and back posts using 9/16" chucks with each joint pinned to further reinforce the joint.

Chair Top Slat
The top slat shall be made of 4/4" stock finished to 13/16" thickness and steam bent to a 24" radius. The top slat shall be shaped to form and double doweled to the back posts using 3/8" x 1-1/2" dowels.

Chair Bottom Slat
The bottom slat shall be made of 4/4" stock, steam bent to a 24" radius, finished to 13/16" thickness x 3-3/8" wide and double doweled to the back posts using 3/8" x 1-1/2" dowels.

Chair Banisters
Banisters shall be made of 6/4" stock finished 3/8" x 1" wide, steam bent to shape and mortised into the top and bottom slats.

Chair Front Rail
The front rail shall be made of 4/4" stock, finished to 13/16" x 2" wide and double doweled to the front posts using 3/8" x 2" dowels.

Chair Cross Stretchers
Cross stretchers shall be made of 4/4" stock, finished to 13/16" x 13/16" and fastened to the side stretchers using 9/16" chucks with each joint pinned to further reinforce the joint.

Chair Wood Seat
Seats shall be made of 5/4" stock, surfaced to 13/16" prior to being defect ripped on a straight-line ripsaw. Individual seat pieces shall not exceed 3-1/2". Seat stock will be mechanically glued to ensure uniform coating of polyvinyl acetate emulsion glue prior to being clamped using a pneumatic torque drive to insure proper pressure on glue joints. Seat blanks will be double surfaced prior to shaping to form and saddling. Seat shall be gained into bottom slat and fastened to each back post by one 12 x 2-1/4" tapping screw concealed by a wood button. Two 12 x 2" tapping screws secure the seat to the front rail and one 12 x 2" tapping screw shall secure the seat to teach side rail.

Chair Corner Blocks
Corner blocks shall further reinforce the frame and are glued and screwed in place. Two 10 x 1-1/4" twin fast screws and one 12 x 2-1/4" tapping screw shall secure each block to the frame.

Chair Glue
The glue used in final chair assembly shall be polyvinyl alcohol ester blend with polyvinyl acetate.

Chair Glides
7/8" diameter rubber cushion chrome-plated glides are standard.

Fabric
Fabric will be applied as swatched by the fabric manufacturer. Fabric that is required to be applied differently than is swatched will need a Product Modification Request written specifying the direction the fabric is to be applied. The posted standard lead time will apply to the Special Cost Request.

CrossRoads® Seating
Product Color Options

Wood Finish

Oak Wood Finish - Core

Brighton Walnut on Oak (sample not available)	VBW
Castle Oak on Oak	VOK
Cinnamon on Oak	OCN
Cocoa on Oak	OCA
Florence Walnut on Oak	OFC
Medium on Oak	SMD
River Cherry on Oak	ORY

Maple Wood Finish - Core

Cherry Storm on Maple	MCX
Cinnamon on Maple	MCN
Cocoa on Maple	MCA
Florence Walnut on Maple	MFC
Kensington Maple on Maple	MMA
Monticello Maple on Maple	MMT
River Cherry on Maple	MRY

The Stained Finish upcharge does not apply to Kensington Maple or Castle Oak.

CrossRoads® Seating
Wood Chairs

CrossRoads® Seating
Wood Chairs

	MODEL	SEAT HEIGHT	MODEL NUMBER Basic Model	Wood Type	Wood Finish	Upholstery Color	Approx. Packaged Weight	Delivered Pricing Unupholstered	Delivered Pricing Fabric Grade 1 & C.O.M.	Delivered Pricing Fabric Grade 2	Delivered Pricing Fabric Grade 3	Delivered Pricing Vinyl Group 2V	Delivered Pricing Pallas Fabric Group P0	Delivered Pricing Pallas Fabric Group P1	Delivered Pricing Pallas Fabric Group P2	Delivered Pricing Pallas Fabric Group P3	Delivered Pricing Pallas Fabric Group P4
 CRCHR	**Armless Wood Chair** • 3 sizes - 14", 16", 18"	14"	CRCHR14	☐	☐☐☐		29.0#	$ 559									
		16"	CRCHR16	☐	☐☐☐		32.0#	559									
		18"	CRCHR18	☐	☐☐☐		35.0#	576									
 CRCHR	**Armless Wood Chair, Upholstered** • 3 sizes - 15-1/5", 17-1/2"", 19-1/2"	15-1/2"	CRCHRU14	☐	☐☐☐	☐☐☐☐☐	31.0#	N/A	$ 665	$ 709	$ 730	$ 730	$ 710	$ 763	$ 813	$ 899	$ 951
		17-1/2"	CRCHRU16	☐	☐☐☐	☐☐☐☐☐	34.0#	N/A	665	709	730	730	710	763	813	899	951
		19-1/2"	CRCHRU18	☐	☐☐☐	☐☐☐☐☐	37.0#	N/A	680	723	747	747	726	777	827	911	964
 CRCHR	**Recessed Arm Wood Chair** • 18" size only	18"	CRCHRA18	☐	☐☐☐		45.0#	$ 776									
 CRCHR	**Recessed Arm Wood Chair, Upholstered** • 19-1/2" size only	19-1/2"	CRCHRAU18	☐	☐☐☐	☐☐☐☐☐	47.0#	N/A	$ 883	$ 926	$ 952	$ 952	$ 932	$ 982	$ 1033	$ 1115	$ 1170

Ⓐ Ⓑ Ⓒ Ⓓ

HOW TO ORDER

Indicate the following information on order form:
1. Quantity of each item.
2. Model number, including options. See "How To Build a Model Number".
3. Any special service required.

Note: • The ☐ indicates that a choice is required.
- The absence of the ☐ indicates that no choice is required.
- Alpha-numeric characters in place of ☐ indicate that no other alternatives are available.

HOW TO BUILD A MODEL NUMBER

Ⓐ Select basic model.

Ⓑ Select wood type.

O	- Oak
M	- Maple

Ⓒ Select wood finish.
Refer to the **Product Color Options** page in this price list.
Stained finish colors; add $30.

Ⓓ Select upholstery grade and color.
Refer to **ki.com/fabrics**

FINISH INFORMATION

Color Match
KI offers the additional option of color matching paint, polypropylene, or wood stain through Product Modification Requests, contact Customer Service for details.

SPECIAL SERVICES

Special Carton Marking

With specially marked information	N/C

Shipping
Ships **assembled, FOB Factory of origin, freight prepaid.** Freight class 125.

Specifications and prices are subject to change without prior notice.

CrossRoads® Circulation Desk
Typicals

CrossRoads® Circulation Desk
Typicals

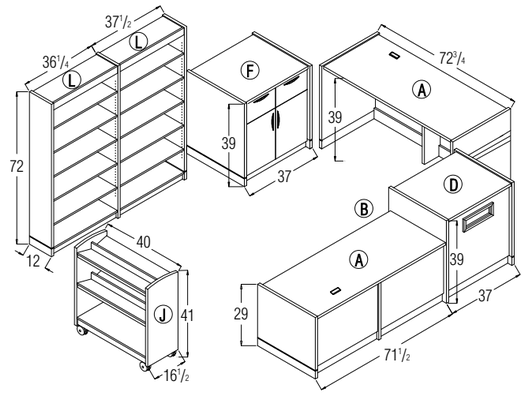

Typical C-Shape Circulation Desk
Work Space: 132 sq. ft.
Oak Budget List Price to be quoted
Maple Budget List Price to be quoted

Circulation Desk Features:

A. Extended desk modules
B. Mobile pedestals
D. Book return module
E. Descending platform book truck
F. Cupboard storage unit
J. Rolling book cart
L. Shelving units

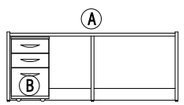

Extended Desk w/Mobile

Inside view



Book Return Unit w/Book

D

Inside view

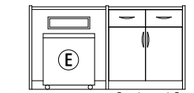

Book Return Unit w/Book Truck

D

Cupboard Storage Unit w/Drawer

F

Inside view

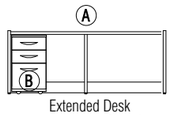

Extended Desk w/Mobile Pedestal

Inside view

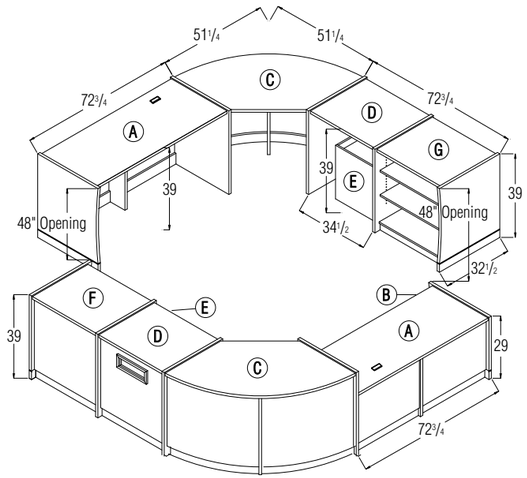

Typical O-Shape Circulation Desk
Work Space: 250 sq. ft.
Oak Budget List Price to be quoted
Maple Budget List Price to be quoted

Circulation Desk Features:

A. Extended desk modules
B. Mobile pedestal
C. Extended corner units
D. Book return module
E. Descending platform book trucks
F. Cupboard storage unit
G. Open storage unit

Typical U-Shape Circulation Desk
Work Space: 240 sq. ft.
Oak Budget List Price to be quoted
Maple Budget List Price to be quoted

Circulation Desk Features:

A. Extended desk modules
B. Mobile pedestals
C. Extended corner units
D. Book return modules
E. Descending platform book trucks
F. Cupboard storage unit
G. Open storage unit

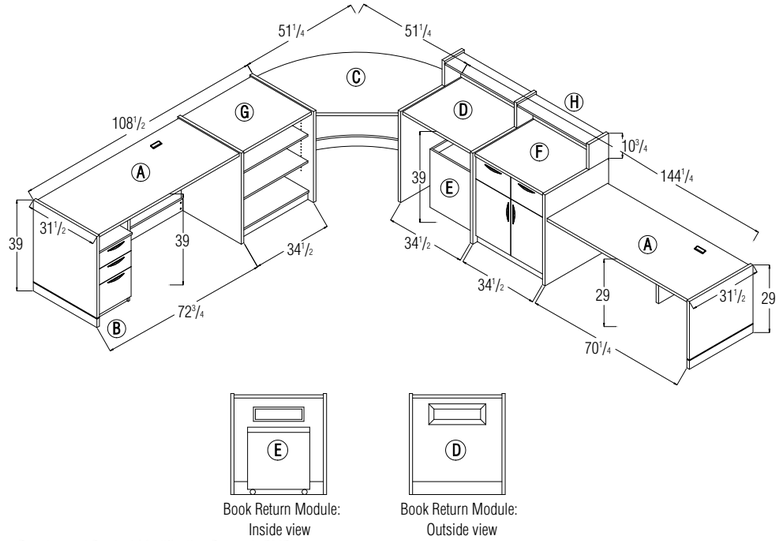

Book Return Module:
Inside view

Book Return Module:
Outside view

Typical L-Shape Circulation Desk
Work Space: 216 sq. ft.
Oak Budget List Price to be quoted
Maple Budget List Price to be quoted

Circulation Desk Features:

A. Extended desk modules
B. Mobile pedestal
C. Extended corner unit
D. Book return module
E. Descending platform book truck
F. Cupboard storage unit
G. Open storage unit
H. Transaction counter

Note: Drawing and Product Modification Request (PMR) are required prior to quote for circulation desks.
Contact KI

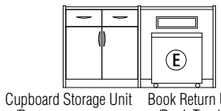

Cupboard Storage Unit w/Drawer

F

Book Return Unit w/Book Truck

D

Inside view

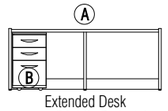

Extended Desk w/Mobile Pedestal

Inside view

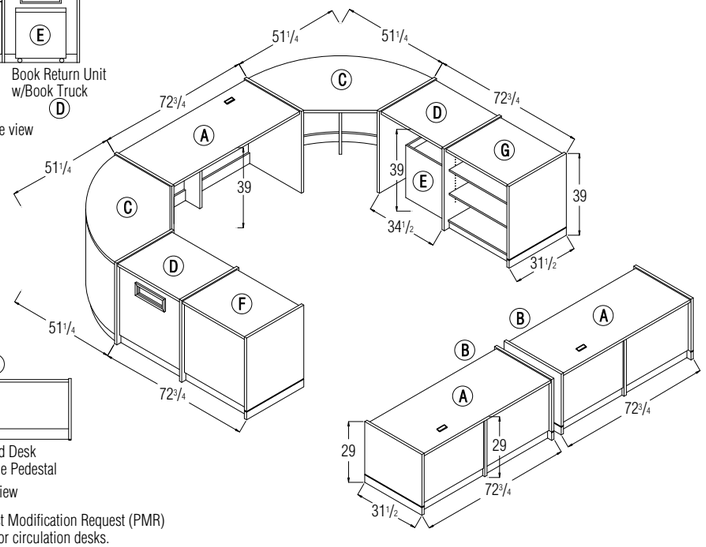

Note: Drawing and Product Modification Request (PMR) are required prior to quote for circulation desks.
Contact KI

CrossRoads® Circulation Desk
Typicals

CrossRoads® Circulation Desk
Typicals

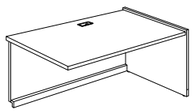

Standard Desk Module
- straight base only
- 1 grommet or 1 PowerUp module
- 29", 32" or 39" height
- 31½"D x 35¾"W

Oak w/ grommet budget list price to be quoted
Oak w/ PowerUp budget list price to be quoted

Maple w/ grommet budget list price to be quoted
Maple w/ PowerUp budget list price to be quoted

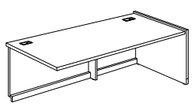

Extended Desk Module
- straight base only
- 2 grommets or 2 PowerUp modules
- knife bracket supports center of unit
- 29", 32" or 39" height
- 31½"D x 71½"W

Oak w/ grommets budget list price to be quoted
Oak w/ PowerUp budget list price to be quoted

Maple w/ grommets budget list price to be quoted
Maple w/ PowerUp budget list price to be quoted

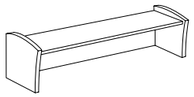

Transaction Counter with End Panels
- veneer with wood banding
- for use with extended desk module
- 10"D x 72¾"W x 10¾"H

Oak budget list price to be quoted
Maple budget list price to be quoted



90° Extended Corner Module
- 2-piece unit
- straight base only
- 2 grommets or 2 PowerUp modules
- overall radius 51.21°
- 29" or 39" height
- 36.2"D x 73"W (outer corner to outer corner)

Oak w/ grommet budget list price to be quoted
Oak w/ PowerUp budget list price to be quoted

Maple w/ grommet budget list price to be quoted
Maple w/ PowerUp budget list price to be quoted

Note: Drawing and Product Modification Request (PMR) are required prior to quote for circulation desks.
Contact KI

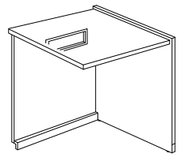

Book Return Module with Slot
- for use with Descending Platform Book Truck
- book slot opening measure 18"W x 4"H
- 39" height
- 31½"D x 35¾"W

Oak budget list price to be quoted
Maple budget list price to be quoted

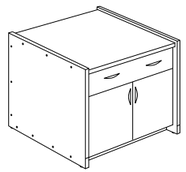

Cupboard Storage Unit with Drawer
- 1 adjustable and 1 fixed shelf
- drilled holes in outer panels for attachment to other modules·
- 39" height
- 31½"D x 37"W

Oak budget list price to be quoted
Maple budget list price to be quoted

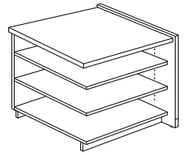

Open Storage Unit
- 2 adjustable and 2 fixed shelf
- 39" height
- 31½"D x 35¾"W

Oak budget list price to be quoted
Maple budget list price to be quoted

Note: Drawing and Product Modification Request (PMR) are required prior to quote for circulation desks.
Contact KI

1330 Bellevue Street
P.O. Box 8100
Green Bay, WI 54308-8100
800.424.2432
ki.com

KI and Furnishing Knowledge are registered trademarks of Krueger International, Inc.

© 2020 Krueger International, Inc.
All Rights Reserved.
Code KI-PLW-000237/KI/PDF

Furnishing Knowledge®

C-TABLE™ PERSONAL WORKSURFACES

PRICE LIST

December 16, 2020

Updated October 3, 2022

800.424.2432

Contents

Refer to KI Terms & Conditions document or visit ki.com.

Contents

Refer to KI Terms & Conditions document or visit ki.com.

C-Table™ and C-Table™ Max

General Information and Technical Specifications, C-Table™ 3
General Information, C-Table™ Max 4
Technical Specifications, C-Table Max™ 5
Product Color Options 7

C-Table™

27" Fixed Height 8

C-Table™ Max

26" Fixed Height 9
29" Fixed Height 12
25" - 30" Adjustable Height 15

C-Table™
General Information and Technical Specifications



C-Table Personal Worksurface (27" Fixed Height)

Dimensions	
Base diameter	15-1/2"
Tabletop diameter	18"
Overall height	27"

Tabletop

Tabletops are18" diameter and consist of 3/4" thick high-density 45 lb particleboard core with a .03" thick high-pressure laminate top and a .028" thick phenolic backer (bottom). The table edge is 2 mm polypropylene (73P) and is available in a variety of colors. See KI Color Addendum for laminate and edge finish options.

Base Frame

The table base frame is constructed of welded steel. The spider plate is 14-gauge, base is 3/8" thick and the vertical post is 1 1/2" diameter by .083" thick wall. The base frame is finished in electrostatically applied hybrid powdercoating. The coating is then fused and cured in a baking oven to form a smooth, continuous finish that is chemical-resistant, hard, tough and mar-resistant. Powder-coated paint is available in all standard KI paint colors except for chrome. See KI Color Addendum for complete options.

Glides

Six 1" diameter self-adhesive white polyurethane glides are recessed into machined pockets within the steel base.

Table Assembly

Tabletops are attached to the base frame using seven #12 x 3/4" Phillips truss head screws. Tables are shipped completely assembled with a packaged weight of 23 lbs. Assembled tables without packaging weigh 17 1/2" lbs.

DIMENSIONS

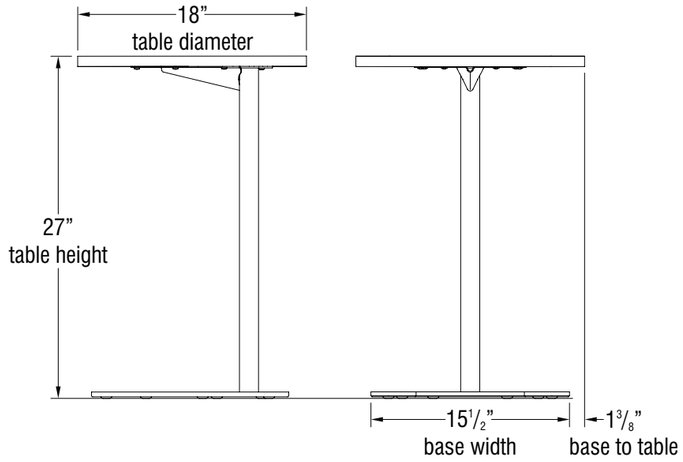

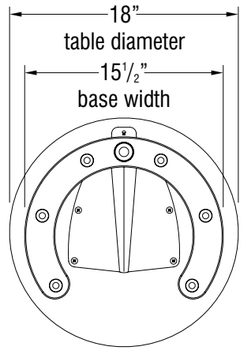

STATEMENT OF LINE

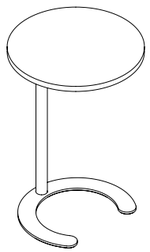

CTBL

C-Table™ Max
General Information



C-Table Max - Small Rectangle Top (26” Fixed height or 29” Fixed height)



C-Table Max - Large Rectangle Top (26” Fixed height or 29” Fixed height)



C-Table Max - Small Rectangle with Curve Top (26” Fixed height or 29” Fixed height)



C-Table Max - Large Rectangle with Curve Top (26” Fixed height or 29” Fixed height)

Dimensions				
Base diameter	19 - 3/4”	19 - 3/4”	19 - 3/4”	19 - 3/4”
Base depth	16 - 3/8”	16 - 3/8”	16 - 3/8”	16 - 3/8”
Tabletop width	26”	30”	26”	30”
Tabletop depth	20”	24”	20”	24”
Overall height	26” / 29”	26” / 29”	26” / 29”	26” / 29”



C-Table Max - Small Rectangle Top (25” - 30” Adjustable Height)



C-Table Max - Large Rectangle Top (25” - 30” Adjustable Height)



C-Table Max - Small Rectangle with Curve Top (25” - 30” Adjustable Height)



C-Table Max - Large Rectangle with Curve Top (25” - 30” Adjustable Height)

Dimensions				
Base diameter	19 - 3/4”	19 - 3/4”	19 - 3/4”	19 - 3/4”
Base depth	16 - 3/8”	16 - 3/8”	16 - 3/8”	16 - 3/8”
Tabletop width	26”	30”	26”	30”
Tabletop depth	20”	24”	20”	24”
Overall height	25” - 30”	25” - 30”	25” - 30”	25” - 30”



C-Table Max - Round Top (26” Fixed height or 29” Fixed height)



C-Table Max - Round with Curved Top (26” Fixed height or 29” Fixed height)



C-Table Max - OddQuad Top (26” Fixed height or 29” Fixed height)



C-Table Max - Triangle Top (26” Fixed height or 29” Fixed height)



C-Table Max - Square Top (26” Fixed height or 29” Fixed height)

Dimensions					
Base diameter	19 - 3/4”	19 - 3/4”	19 - 3/4”	19 - 3/4”	19 - 3/4”
Base depth	16 - 3/8”	16 - 3/8”	16 - 3/8”	16 - 3/8”	16 - 3/8”
Tabletop diameter	24”	24”			
Tabletop width			35 - 2/5”	32”	26”
Tabletop depth		19 - 4/5”	22 - 1/10”	28 - 2/5”	26”
Overall height	26” / 29”	26” / 29”	26” / 29”	26” / 29”	26” / 29”



C-Table Max - Round Top (25” - 30” Adjustable Height)



C-Table Max - Round with Curve Top (25” - 30” Adjustable Height)



C-Table Max - Oddquad Top (25” - 30” Adjustable Height)



C-Table Max - Triangle Top (25” - 30” Adjustable Height



C-Table Max - Square Top (25” - 30” Adjustable Height)

Dimensions					
Base diameter	19 - 3/4”	19 - 3/4”	19 - 3/4”	19 - 3/4”	19 - 3/4”
Base depth	16 - 3/8”	16 - 3/8”	16 - 3/8”	16 - 3/8”	16 - 3/8”
Tabletop diameter	24”	24”			
Tabletop width			35 - 2/5”	32”	26”
Tabletop depth		19 - 4/5”	22 - 1/10”	28 - 2/5”	26”
Overall height	25” - 30”	25” - 30”	25” - 30”	25” - 30”	25” - 30”

C-Table™ Max
Technical Specifications

TECHNICAL SPECIFICATIONS

Fixed-Height Table - Dual-Post Cantilever

The fixed-height table is offered in 26" or 29" tabletop heights. The base frame is constructed of welded 1 1/2" diameter, 16-gauge steel tubing with a top mounting plate of 7-gauge (.179" thick) steel and a 3/8" (10 mm) thick C-shaped steel base. A 1/2" diameter welded steel cross brace member stabilizes the entire frame.

Adjustable-Height Table - Dual-Post Cantilever

The adjustable-height table raises and lowers in 1" locking increments, between 25" and 30" overall table height. Adjustability is controlled by a lever assembly that protrudes from the base, underneath the tabletop. When compressed, the lever assembly unlocks the upper frame weldment from the lower frame weldment, allowing height adjustment that is assisted by a pneumatic cylinder enclosed within one of the vertical leg tubes. When the tabletop is positioned at the desired height, the lever can be released, and the bottom of the lever assembly locks into one of six height positioning holes in one of the lower leg tubes. Delrin bushings are installed between the tubes of the upper and lower frames, allowing for smooth adjustment. The outer portion of the lever assembly ships loose and is secured to the inner portion of the lever with a hex jam nut during assembly of the table units.

The upper frame of the adjustable-height table is constructed with two 1 1/4" diameter, 14-gauge steel tubes and a 7-gauge (.179" thick) steel mounting plate, all welded together. The lower frame of the adjustable-height table is constructed with two 1 1/2" diameter, 16-gauge steel tubes, a 7-gauge (.179") steel mounting plate, and a 3/8" (10 mm) thick C-shaped steel base, all welded together. The height adjustment lever is 5/16" diameter welded steel. A 1/2" diameter welded steel cross brace member stabilizes the entire frame.

Base Finish

Base frames are powder-coat painted, and may be specified in all standard KI colors. Chrome-plated finish is not available. See KI Color Addendum for color options offered.

Table Surfaces

Table surfaces are 3/4" thick high-density 45 lb particle board core with .03" thick high pressure laminate and .028" thick phenolic backer (bottom). The table edge is 2 mm polypropylene (73P) and is available in a variety of colors. See KI Color Addendum for laminate and edge finish options.

Glides

Seven 1" diameter self-adhesive white polyurethane glides are recessed into machined pockets within the steel base.

Table Assembly

The tabletop is secured to the base using seven #12 x 3/4" Phillips truss head screws. All tabletops are shipped separately from bases.

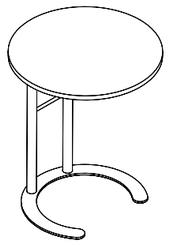

Round Table
CMDGB24 (26" Fixed-Height)
CMDAB24 (29" Fixed-Height)
CMDEB24 (Adjustable-Height)



Round Table with Comfort Curve
CMDGP24 (26" Fixed-Height)
CMDAP24 (29" Fixed-Height)
CMDEP24 (Adjustable-Height)

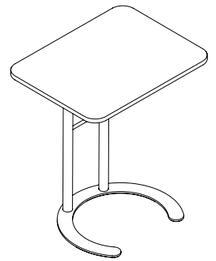

20" x 26" Rectangular Table
CMDGA2026 (26" Fixed-Height)
CMDAA2026 (29" Fixed-Height)
CMDEA2026 (Adjustable-Height)

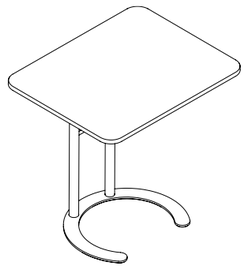

24" x 30" Rectangular Table
CMDGA2430 (26" Fixed-Height)
CMDAA2430 (29" Fixed-Height)
CMDEA2430 (Adjustable-Height)



20" x 26" Rectangular Table
with Comfort Curve
CMDGN2026 (26" Fixed-Height)
CMDAN2026 (29" Fixed-Height)
CMDEN2026 (Adjustable-Height)

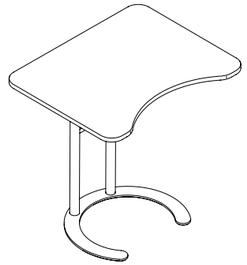

24" x 30" Rectangular Table
with Comfort Curve
CMDGN2430 (26" Fixed-Height)
CMDAN2430 (29" Fixed-Height)
CMDEN2430 (Adjustable-Height)

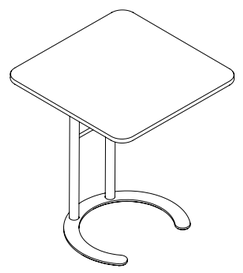

Square Table
CMDGC26 (26" Fixed-Height)
CMDAC26 (29" Fixed-Height)
CMDEC26 (Adjustable-Height)



Triangle Table
CMDGK32 (26" Fixed-Height)
CMDAK32 (29" Fixed-Height)
CMDEK32 (Adjustable-Height)



Oddquad Table
CMDGZ36 (26" Fixed-Height)
CMDAZ36 (29" Fixed-Height)
CMDEZ36 (Adjustable-Height)

C-Table™ Max
Technical Specifications

C-Table Max - Tabletops

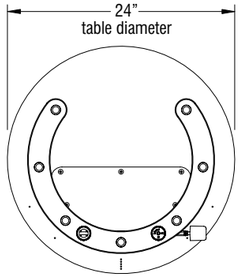

Round Table
CMDGB24 (26” Fixed-Height)
CMDAB24 (29” Fixed-Height)
CMDEB24 (Adjustable-Height)

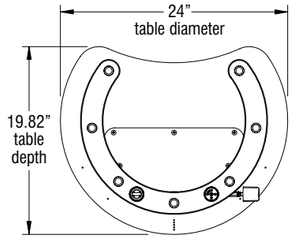

Round Table with Comfort Curve
CMDGP24 (26” Fixed-Height)
CMDAP24 (29” Fixed-Height)
CMDEP24 (Adjustable-Height)

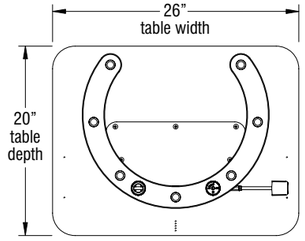

20” x 26” Rectangular Table
CMDGA2026 (26” Fixed-Height)
CMDAA2026 (29” Fixed-Height)
CMDEA2026 (Adjustable-Height)

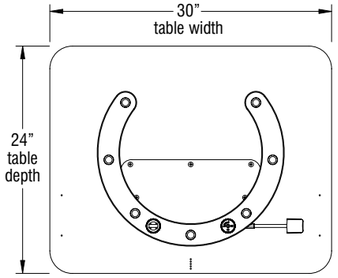

24” x 30” Rectangular Table
CMDGA2430 (26” Fixed-Height)
CMDAA2430 (29” Fixed-Height)
CMDEA2430 (Adjustable-Height)

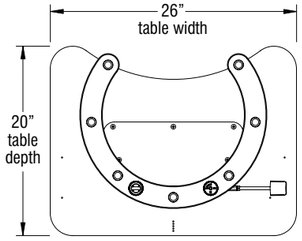

20” x 26” Rectangular Table with Comfort Curve
CMDGN2026 (26” Fixed-Height)
CMDAN2026 (29” Fixed-Height)
CMDEN2026 (Adjustable-Height)

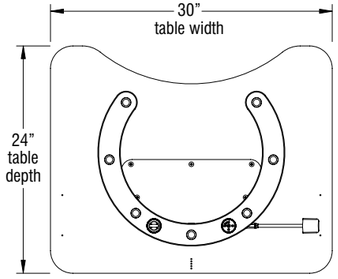

24” x 30” Rectangular Table with Comfort Curve
CMDGN2430 (26” Fixed-Height)
CMDAN2430 (29” Fixed-Height)
CMDEN2430 (Adjustable-Height)

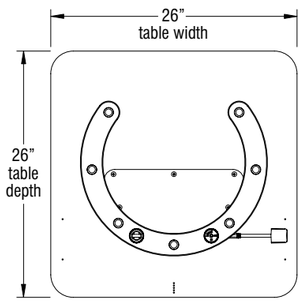

Square Table
CMDGC26 (26” Fixed-Height)
CMDAC26 (29” Fixed-Height)
CMDEC26 (Adjustable-Height)

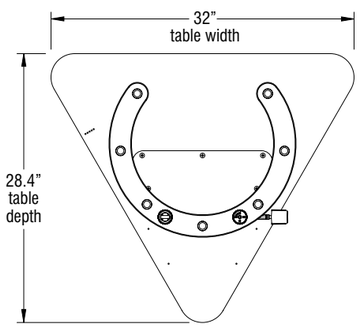

Triangle Table
CMDGK32 (26” Fixed-Height)
CMDAK32 (29” Fixed-Height)
CMDEK32 (Adjustable-Height)

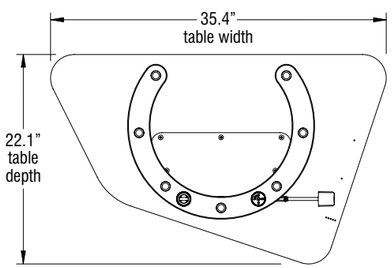

Oddquad Table
CMDGZ36 (26” Fixed-Height)
CMDAZ36 (29” Fixed-Height)
CMDEZ36 (Adjustable-Height)

(bottom view)

C-Table Max - 26” Fixed-Height Table

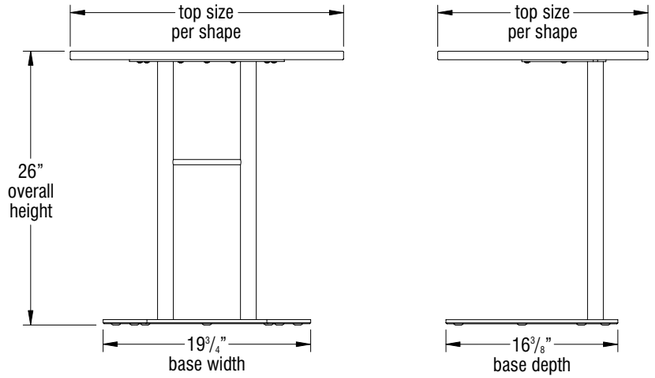

C-Table Max - 29” Fixed-Height Table

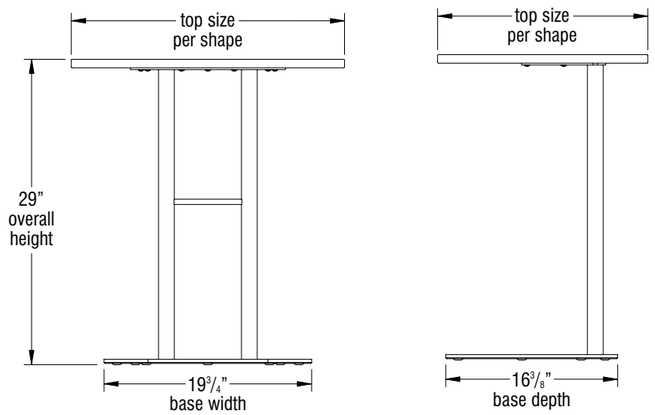

C-Table Max - Adjustable-Height Table

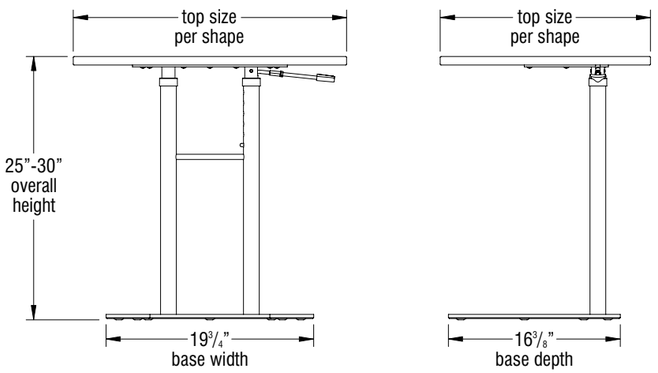

C-Table™ and C-Table™ Max
Product Color Options

C-Table™ and C-Table™ Max
Product Color Options

Surface Finish - Laminate

Belair	LBQ
Biltmore Cherry	LBT
Black	LBK
Brighton Walnut	LBW
Canyon Zephyr	LCA
Castle Oak	LCO
Casual Linen	LCU
Cherry Storm	LCX
Classic Linen	LCI
Cloud Zephyr	LCL
Cocobala	LCC
Crisp Linen	LRI
Desert Zephyr	LDZ
Dove Grey	LDG
Fired Steel	LIL
Flax Linen	LXF
Florence Walnut	LFC
Forged Steel	LOL
Friston Ash	LFH
Frosty White	LFW
Graphite Nebula	LGN
Grey	LGE
High Rise	LHE
Hollyberry	LHY
Irish Linen	LIH
Island	LID
Italian Silver Ash	LIT
Kensington Maple	LKM
Lapis Blue	LLB
Markerboard White	LMK
Misted Zephyr	LMR
Monticello Maple	LMT
Nickel Evolv	LNV
North Sea	LNA
Ocean	LON
Pearl Bisque	LPB
Pearl Silver	LPS
Pressed Linen	LPR
River Cherry	LRY
Rugged Linen	LRG
Satin Stainless	LSS
Shadow Zephyr	LSR
Silicon evolv	LSV
Sterling Ash	LAZ
Tailored Linen	LTL
Titanium evolv	LTV
White Nebula	LWL
White Sand	LWN
Windsor Mahogany	LWY

Edge Style for 73P Edge

Belair	EBQ
Biltmore Cherry	EBT
Black	EBL
Blue Grey	EGR
Brighton Walnut	EBW
Castle Oak	ECO
Cayenne	ECY
Cherry Storm	ECX
Cocobala	ECC
Cool Grey	ECG
Earthen Clay	EEY
Everglade Shade	EEV
Flannel	EFN
Florence Walnut	EFC
Friston Ash	EFH
Frosty White	EFW
Hazy Jade	EHJ
Honey Bee	EHY
Italian Silver Ash	EIT
Kensington Maple	EKM
Light Tone	ELG
Mardi Gras	EMG
Misty Brown	EMY
Monticello Maple	EMT
Multiplex	EMB
Nemo	ENE
Nordic	END
Purple Haze	EPH
River Cherry	ERY
Rubber Ducky	ERK
Sand	ESA
Sky Blue	ESK
Sterling Ash	EAZ
Surf's Up	ESP
Twilight Shadow	ETI
Ultra Blue	EUB
Warm Grey	EWG
Windsor Mahogany	EWY
Zesty Lime	EZL

Base Finish

Black	BL
Blue Grey	GR
Bronze Metallic	ZM
Cayenne	CY
Champagne Metallic	CM
Cool Grey	CG
Cottonwood	CO
Earthen Clay	EY
Espresso Metallic	EX
Everglade Shade	EV
Flannel	FN
Glitz Metallic	GZ
Hazy Jade	HJ
Honey Bee	HY
Light Tone	LG
Mardi Gras	MG
Misty Brown	MY
Nemo	NE
Nordic	ND
Poppy Red	PR
Purple Haze	PH
Rubber Ducky	RK
Sand	SA
Sky Blue	SK
Starlight Silver Metallic	SX
Surf's Up	SP
Twilight Shadow	TI
Ultra Blue	UB
Warm Grey	WG
Zesty Lime	ZL

Finish Cards
View color swatches for items listed within this document.

Paints **Wood/Veneer** **Molded Edges** **Hard Plastics**
Plastics/Poly **Laminates** **Edge Styles** **Glass**

Certain options referenced may not be available on GSA Schedule.

C-Table™
27” Fixed Height

C-Table™
27” Fixed Height

	MODEL	Features	MODEL NUMBER Basic Model (A)	Edge Style (B)	Edge Color (C)	Surface Finish (D)	Base Finish (E)	Approx. Packaged Weight	3/4” 73P Edge (73P)
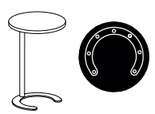 CTBL	**C-Table, Personal Worksurface** • C-Table features single column base • 18” diameter round worksurface • Fixed height only • Recommended for use with soft seating elements. 27” height allows for this product to be stored under standard 29” work surfaces. • Ships fully assembled	27” High	CTABLE	73P	□□□	□□□	□□	23.0#	$ 591

HOW TO ORDER

Indicate the following information on order form:
1. Quantity of each item.
2. Model number, including options. See “How To Build a Model Number”.
3. Any special service required.

Note: • The □ indicates that a choice is required.
• The absence of the □ indicates that no choice is required.
• Alpha-numeric characters in place of □ indicate that no other alternatives are available.

HOW TO BUILD A MODEL NUMBER

A Select basic model.

B Select edge style.

73P	- 3/4” 73P edge

C Select edge color.
Refer to the **Product Color Options** page in this price list.

D Select surface finish.
Refer to the **Product Color Options** page in this price list.

E Select base finish.
Refer to the **Product Color Options** page in this price list.

FINISH INFORMATION

ADDITIONAL LAMINATE OFFERING
Additional laminates, beyond KI standard offering, are available with two weeks extended leadtime. To specify additional laminates, use these designators followed by the supplier’s color/pattern code:

Formica - LF/supplier’s color pattern code
Nevamar - LN/supplier’s color pattern code
Wilsonart - LW/supplier’s color pattern code

KI’s standard finish is the supplier’s recommended finish for that color/pattern.
Note: Nonstandard laminates from these suppliers (example: textured laminates), require an upcharge and additional leadtime. Contact KI.

SPECIAL SERVICES

Special Carton Marking

With specially marked information	N/C

Shipping

Ships **assembled, FOB Bonduel, WI 54107, freight prepaid.** Freight class 125.

Specifications and prices are subject to change without prior notice.

C-Table™ Max
26" Fixed Height

KI

C-Table™ Max
26" Fixed Height

	MODEL	Features	MODEL NUMBER Basic Model	Edge Style	Edge Color	Surface Finish	Base Finish	Approx. Packaged Weight	3/4" 73P Edge (73P)
 CMDGA	**Fixed Height - Small Rectangle Top** • C-Table Max features a two column base • 20" x 26" worksurface • Generally recommended for use with seating that have seat heights less than 17.5" and/or seating which has significant seat pitch. • Top and base ships in separate packaging; limited assembly required	26" High	CMDGA2026	73P	□□□	□□□	□□	40.0#	$ 635
 CMDGA	**Fixed Height - Large Rectangle Top** • C-Table Max features a two column base • 24" x 30" worksurface • Generally recommended for use with seating that have seat heights less than 17.5" and/or seating which has significant seat pitch. • Top and base ships in separate packaging; limited assembly required	26" High	CMDGA2430	73P	□□□	□□□	□□	47.0#	$ 635
 CMDGN	**Fixed Height - Small Rectangle with Curve Top** • C-Table Max features a two column base • 20" x 26" worksurface • Generally recommended for use with seating that have seat heights less than 17.5" and/or seating which has significant seat pitch. • Top and base ships in separate packaging; limited assembly required	26" High	CMDGN2026	73P	□□□	□□□	□□	38.0#	$ 635
 CMDGN	**Fixed Height - Large Rectangle with Curve Top** • C-Table Max features a two column base • 24" x 30" worksurface • Generally recommended for use with seating that have seat heights less than 17.5" and/or seating which has significant seat pitch. • Top and base ships in separate packaging; limited assembly required	26" High	CMDGN2430	73P	□□□	□□□	□□	45.0#	$ 635
			Ⓐ	Ⓑ	Ⓒ	Ⓓ	Ⓔ		

HOW TO ORDER

Indicate the following information on order form:
1. Quantity of each item.
2. Model number, including options. See "How To Build a Model Number".
3. Any special service required.

Note: • The □ indicates that a choice is required.
- The absence of the □ indicates that no choice is required.
- Alpha-numeric characters in place of □ indicate that no other alternatives are available.

HOW TO BUILD A MODEL NUMBER

Ⓐ Select basic model.

Ⓑ Select edge style.

73P	- 3/4" 73P edge

Ⓒ Select edge color.
Refer to the **Product Color Options** page in this price list.

Ⓓ Select surface finish.
Refer to the **Product Color Options** page in this price list.

Ⓔ Select base finish.
Refer to the **Product Color Options** page in this price list.

SPECIAL SERVICES

Special Carton Marking

With specially marked information	N/C

Shipping

Ships **knocked down, FOB Bonduel, WI 54107, freight prepaid.** Freight class 125.

Specifications and prices are subject to change without prior notice.

C-Table™ Max
26" Fixed Height

KI

C-Table™ Max
26" Fixed Height

	MODEL	Features	MODEL NUMBER Basic Model	Edge Style	Edge Color	Surface Finish	Base Finish	Approx. Packaged Weight	3/4" 73P Edge (73P)
 CMDGB	**Fixed Height - Round Top** • C-Table Max features a two column base • 24" round worksurface • Generally recommended for use with seating that have seat heights less than 17.5" and/or seating which has significant seat pitch. • Top and base ships in separate packaging; limited assembly required	26" High	CMDGB24	73P	□□□	□□□	□□	38.0#	$ 635
 CMDGP	**Fixed Height - Round with Curve Top** • C-Table Max features a two column base • 24" round worksurface • Generally recommended for use with seating that have seat heights less than 17.5" and/or seating which has significant seat pitch. • Top and base ships in separate packaging; limited assembly required	26" High	CMDGP24	73P	□□□	□□□	□□	35.0#	$ 635
 CMDGZ	**Fixed Height - Oddquad Top** • C-Table Max features a two column base • 22" x 36" Worksurface • Generally recommended for use with seating that have seat heights less than 17.5" and/or seating which has significant seat pitch. • Top and base ships in separate packaging; limited assembly required	26" High	CMDGZ36	73P	□□□	□□□	□□	39.0#	$ 635
			Ⓐ	Ⓑ	Ⓒ	Ⓓ	Ⓔ		

HOW TO ORDER

Indicate the following information on order form:
1. Quantity of each item.
2. Model number, including options. See "How To Build a Model Number".
3. Any special service required.

Note: • The □ indicates that a choice is required.
- The absence of the □ indicates that no choice is required.
- Alpha-numeric characters in place of □ indicate that no other alternatives are available.

HOW TO BUILD A MODEL NUMBER

Ⓐ Select basic model.

Ⓑ Select edge style.
73P - 3/4" 73P edge

Ⓒ Select edge color.
Refer to the **Product Color Options** page in this price list.

Ⓓ Select surface finish.
Refer to the **Product Color Options** page in this price list.

Ⓔ Select base finish.
Refer to the **Product Color Options** page in this price list.

SPECIAL SERVICES

Special Carton Marking

With specially marked information N/C

Shipping

Ships **knocked down, FOB Bonduel, WI 54107, freight prepaid.** Freight class 125.

Specifications and prices are subject to change without prior notice.

C-Table™ Max
26" Fixed Height

KI

C-Table™ Max
26" Fixed Height

	MODEL	Features	MODEL NUMBER: Basic Model	Edge Style	Edge Color	Surface Finish	Base Finish	Approx. Packaged Weight	3/4" 73P Edge (73P)
 CMDGK	**Fixed Height - Triangle Top** • C-Table Max features a two column base • 28" x 32" triangle worksurface • Generally recommended for use with seating that have seat heights less than 17.5" and/or seating which has significant seat pitch. • Top and base ships in separate packaging; limited assembly required	26" High	CMDGK32	73P	□□□	□□□	□□	38.0#	$ 635
 CMDGC	**Fixed Height - Square Top** • C-Table Max features a two column base • 26" square worksurface • Generally recommended for use with seating that have seat heights less than 17.5" and/or seating which has significant seat pitch. • Top and base ships in separate packaging; limited assembly required	26" High	CMDGC26	73P	□□□	□□□	□□	45.0#	$ 635
			Ⓐ	Ⓑ	Ⓒ	Ⓓ	Ⓔ		

HOW TO ORDER

Indicate the following information on order form:
1. Quantity of each item.
2. Model number, including options. See "How To Build a Model Number".
3. Any special service required.

Note: • The □ indicates that a choice is required.
• The absence of the □ indicates that no choice is required.
• Alpha-numeric characters in place of □ indicate that no other alternatives are available.

HOW TO BUILD A MODEL NUMBER

Ⓐ Select basic model.

Ⓑ Select edge style.

73P	- 3/4" 73P edge

Ⓒ Select edge color.
Refer to the **Product Color Options** page in this price list.

Ⓓ Select surface finish.
Refer to the **Product Color Options** page in this price list.

Ⓔ Select base finish.
Refer to the **Product Color Options** page in this price list.

SPECIAL SERVICES

Special Carton Marking

With specially marked information	N/C

Shipping

Ships **knocked down, FOB Bonduel, WI 54107, freight prepaid.** Freight class 125.

Specifications and prices are subject to change without prior notice.

C-Table™ Max
29" Fixed Height

C-Table™ Max
29" Fixed Height

	MODEL	Features	MODEL NUMBER Basic Model	Edge Style	Edge Color	Surface Finish	Base Finish	Approx. Packaged Weight	3/4" 73P Edge (73P)
 CMDAA	**Fixed Height - Small Rectangle Top** • C-Table Max features a two column base • 20" x 26" worksurface • Generally recommended for use with seating that have seat heights higher than 17.5" and/or seating which has no significant seat pitch • Top and base ships in separate packaging; limited assembly required	29" High	CMDAA2026	73P	□□□	□□□	□□	40.0#	$ 635
 CMDAA	**Fixed Height - Large Rectangle Top** • C-Table Max features a two column base • 24" x 30" worksurface • Generally recommended for use with seating that have seat heights higher than 17.5" and/or seating which has no significant seat pitch • Top and base ships in separate packaging; limited assembly required	29" High	CMDAA2430	73P	□□□	□□□	□□	47.0#	$ 635
 CMDAN	**Fixed Height - Small Rectangle with Curve Top** • C-Table Max features a two column base • 20" x 36" worksurface • Generally recommended for use with seating that have seat heights higher than 17.5" and/or seating which has no significant seat pitch • Top and base ships in separate packaging; limited assembly required	29" High	CMDAN2036	73P	□□□	□□□	□□	39.0#	$ 635
 CMDAN	**Fixed Height - Large Rectangle with Curve Top** • C-Table Max features a two column base • 24" x 30" worksurface • Generally recommended for use with seating that have seat heights higher than 17.5" and/or seating which has no significant seat pitch • Top and base ships in separate packaging; limited assembly required	29" High	CMDAN2430	73P	□□□	□□□	□□	45.0#	$ 635
			Ⓐ	Ⓑ	Ⓒ	Ⓓ	Ⓔ		

HOW TO ORDER

Indicate the following information on order form:
1. Quantity of each item.
2. Model number, including options. See "How To Build a Model Number".
3. Any special service required.

Note: • The □ indicates that a choice is required.
- The absence of the □ indicates that no choice is required.
- Alpha-numeric characters in place of □ indicate that no other alternatives are available.

HOW TO BUILD A MODEL NUMBER

Ⓐ Select basic model.

Ⓑ Select edge style.

73P	- 3/4" 73P edge

Ⓒ Select edge color.
Refer to the **Product Color Options** page in this price list.

Ⓓ Select surface finish.
Refer to the **Product Color Options** page in this price list.

Ⓔ Select base finish.
Refer to the **Product Color Options** page in this price list.

SPECIAL SERVICES

Special Carton Marking

With specially marked information	N/C

Shipping

Ships **knocked down, FOB Bonduel, WI 54107, freight prepaid.** Freight class 125.

Specifications and prices are subject to change without prior notice.

C-Table™ Max
29" Fixed Height

KI

C-Table™ Max
29" Fixed Height

	MODEL	Features	MODEL NUMBER Basic Model	Edge Style	Edge Color	Surface Finish	Base Finish	Approx. Packaged Weight	3/4" 73P Edge (73P)
 CMDAB	**Fixed Height - Round Top** • C-Table Max features a two column base • 24" round worksurface • Generally recommended for use with seating that have seat heights higher than 17.5" and/or seating which has no significant seat pitch • Top and base ships in separate packaging; limited assembly required	29" High	CMDAB24	73P	□□□	□□□	□□	38.0#	$ 635
 CMDAP	**Fixed Height - Round with Curve Top** • C-Table Max features a two column base • 24" round worksurface • Generally recommended for use with seating that have seat heights higher than 17.5" and/or seating which has no significant seat pitch • Top and base ships in separate packaging; limited assembly required	29" High	CMDAP24	73P	□□□	□□□	□□	35.0#	$ 635
 CMDAZ	**Fixed Height - OddQuad Top** • C-Table Max features a two column base • 22" x 36" worksurface • Generally recommended for use with seating that have seat heights higher than 17.5" and/or seating which has no significant seat pitch • Top and base ships in separate packaging; limited assembly required	29" High	CMDAZ36	73P	□□□	□□□	□□	40.0#	$ 635
			Ⓐ	Ⓑ	Ⓒ	Ⓓ	Ⓔ		

HOW TO ORDER

Indicate the following information on order form:
1. Quantity of each item.
2. Model number, including options. See "How To Build a Model Number".
3. Any special service required.

Note: • The □ indicates that a choice is required.
• The absence of the □ indicates that no choice is required.
• Alpha-numeric characters in place of □ indicate that no other alternatives are available.

HOW TO BUILD A MODEL NUMBER

Ⓐ Select basic model.

Ⓑ Select edge style.
73P - 3/4" 73P edge

Ⓒ Select edge color.
Refer to the **Product Color Options** page in this price list.

Ⓓ Select surface finish.
Refer to the **Product Color Options** page in this price list.

Ⓔ Select base finish.
Refer to the **Product Color Options** page in this price list.

SPECIAL SERVICES

Special Carton Marking

With specially marked information N/C

Shipping

Ships **knocked down, FOB Bonduel, WI 54107, freight prepaid.** Freight class 125.

Specifications and prices are subject to change without prior notice.

C-Table™ Max
29" Fixed Height

KI

C-Table™ Max
29" Fixed Height

	MODEL	Features	MODEL NUMBER: Basic Model	Edge Style	Edge Color	Surface Finish	Base Finish	Approx. Packaged Weight	3/4" 73P Edge (73P)
 CMDAK	**Fixed Height - Triangle Top** • C-Table Max features a two column base • 28" x 32" triangle worksurface • Generally recommended for use with seating that have seat heights higher than 17.5" and/or seating which has no significant seat pitch • Top and base ships in separate packaging; limited assembly required	29" High	CMDAK32	73P	□□□	□□□	□□	38.0#	$ 635
 CMDAC	**Fixed Height - Square Top** • C-Table Max features a two column base • 26" square worksurface • Generally recommended for use with seating that have seat heights higher than 17.5" and/or seating which has no significant seat pitch. • Top and base ships in separate packaging; limited assembly required	29" High	CMDAC26	73P	□□□	□□□	□□	46.0#	$ 635
			Ⓐ	Ⓑ	Ⓒ	Ⓓ	Ⓔ		

HOW TO ORDER

Indicate the following information on order form:
1. Quantity of each item.
2. Model number, including options. See "How To Build a Model Number".
3. Any special service required.

Note: • The □ indicates that a choice is required.
- The absence of the □ indicates that no choice is required.
- Alpha-numeric characters in place of □ indicate that no other alternatives are available.

HOW TO BUILD A MODEL NUMBER

Ⓐ Select basic model.

Ⓑ Select edge style.

73P	- 3/4" 73P edge

Ⓒ Select edge color.
Refer to the **Product Color Options** page in this price list.

Ⓓ Select surface finish.
Refer to the **Product Color Options** page in this price list.

Ⓔ Select base finish.
Refer to the **Product Color Options** page in this price list.

SPECIAL SERVICES

Special Carton Marking

With specially marked information	N/C

Shipping

Ships **knocked down, FOB Bonduel, WI 54107, freight prepaid.** Freight class 125.

Specifications and prices are subject to change without prior notice.

C-Table™ Max
25” - 30” Adjustable Height

C-Table™ Max
25” - 30” Adjustable Height

	MODEL	Features	MODEL NUMBER Basic Model	Edge Style	Edge Color	Surface Finish	Base Finish	Approx. Packaged Weight	3/4” 73P Edge (73P)
 CMDEA	**Adjustable Height - Small Rectangle Top** • C-Table Max features a two column base • 20” x 26” worksurface • Lever actuated base height adjustment • Generally recommended for use in environments with varying seat heights and/or varying seat pitch • Top and base ships in separate packaging; limited assembly required	25” - 30” High	CMDEA2026	73P	□□□	□□□	□□	43.0#	$ 789
 CMDEA	**Adjustable Height - Large Rectangle Top** • C-Table Max features a two column base • 24” x 30” worksurface • Lever actuated base height adjustment • Generally recommended for use in environments with varying seat heights and/or varying seat pitch • Top and base ships in separate packaging; limited assembly required	25” - 30” High	CMDEA2430	73P	□□□	□□□	□□	50.0#	$ 789
 CMDEN	**Adjustable Height - Small Rectangle with Curve Top** • C-Table Max features a two column base • 20” x 26” worksurface • Lever actuated base height adjustment • Generally recommended for use in environments with varying seat heights and/or varying seat pitch • Top and base ships in separate packaging; limited assembly required	25” - 30” High	CMDEN2026	73P	□□□	□□□	□□	42.0#	$ 789
 CMDEN	**Adjustable Height - Large Rectangle with Curve Top** • C-Table Max features a two column base • 24” x 30” worksurface • Lever actuated base height adjustment • Generally recommended for use in environments with varying seat heights and/or varying seat pitch • Top and base ships in separate packaging; limited assembly required	25” - 30” High	CMDEN2430	73P	□□□	□□□	□□	48.0#	$ 789
			Ⓐ	Ⓑ	Ⓒ	Ⓓ	Ⓔ		

HOW TO ORDER

Indicate the following information on order form:
1. Quantity of each item.
2. Model number, including options. See “How To Build a Model Number”.
3. Any special service required.

Note: • The □ indicates that a choice is required.
• The absence of the □ indicates that no choice is required.
• Alpha-numeric characters in place of □ indicate that no other alternatives are available.

HOW TO BUILD A MODEL NUMBER

Ⓐ Select basic model.

Ⓑ Select edge style.

73P	- 3/4” 73P edge

Ⓒ Select edge color.
Refer to the **Product Color Options** page in this price list.

Ⓓ Select surface finish.
Refer to the **Product Color Options** page in this price list.

Ⓔ Select base finish.
Refer to the **Product Color Options** page in this price list.

SPECIAL SERVICES

Special Carton Marking

With specially marked information	N/C

Shipping

Ships **knocked down, FOB Bonduel, WI 54107, freight prepaid.** Freight class 125.

Specifications and prices are subject to change without prior notice.

C-Table™ Max
25” - 30” Adjustable Height

KI

C-Table™ Max
25” - 30” Adjustable Height

	MODEL	Features	MODEL NUMBER Basic Model	Edge Style	Edge Color	Surface Finish	Base Finish	Approx. Packaged Weight	3/4” 73P Edge (73P)
 CMDEB	**Adjustable Height - Round Top** • C-Table Max features a two column base • 24” round worksurface • Lever actuated base height adjustment • Generally recommended for use in environments with varying seat heights and/or varying seat pitch • Top and base ships in separate packaging; limited assembly required	25” - 30” High	CMDEB24	73P	□□□	□□□	□□	41.0#	$ 789
 CMDEP	**Adjustable Height - Round with Curve Top** • C-Table Max features a two column base • 24” round worksurface • Lever actuated base height adjustment • Generally recommended for use in environments with varying seat heights and/or varying seat pitch • Top and base ships in separate packaging; limited assembly required	25” - 30” High	CMDEP24	73P	□□□	□□□	□□	38.0#	$ 789
 CMDEZ	**Adjustable Height - OddQuad Top** • C-Table Max features a two column base • 22” x 36” worksurface • Lever actuated base height adjustment • Generally recommended for use in environments with varying seat heights and/or varying seat pitch • Top and base ships in separate packaging; limited assembly required	25” - 30” High	CMDEZ36	73P	□□□	□□□	□□	42.0#	$ 789
			Ⓐ	Ⓑ	Ⓒ	Ⓓ	Ⓔ		

HOW TO ORDER

Indicate the following information on order form:
1. Quantity of each item.
2. Model number, including options. See “How To Build a Model Number”.
3. Any special service required.

Note: • The □ indicates that a choice is required.
• The absence of the □ indicates that no choice is required.
• Alpha-numeric characters in place of □ indicate that no other alternatives are available.

HOW TO BUILD A MODEL NUMBER

Ⓐ Select basic model.

Ⓑ Select edge style.
73P - 3/4” 73P edge

Ⓒ Select edge color.
Refer to the **Product Color Options** page in this price list.

Ⓓ Select surface finish.
Refer to the **Product Color Options** page in this price list.

Ⓔ Select base finish.
Refer to the **Product Color Options** page in this price list.

SPECIAL SERVICES

Special Carton Marking

With specially marked information	N/C

Shipping

Ships **knocked down, FOB Bonduel, WI 54107, freight prepaid.** Freight class 125.

Specifications and prices are subject to change without prior notice.

C-Table™ Max
25” - 30” Adjustable Height

C-Table™ Max
25” - 30” Adjustable Height

	MODEL	Features	MODEL NUMBER Basic Model	Edge Style	Edge Color	Surface Finish	Base Finish	Approx. Packaged Weight	3/4” 73P Edge (73P)
 CMDEK	**Adjustable Height - Triangle Top** • C-Table Max features a two column base • 28” x 32” triangle worksurface • Lever actuated base height adjustment • Generally recommended for use in environments with varying seat heights and/or varying seat pitc • Top and base ships in separate packaging; limited assembly required	25” - 30” High	CMDEK32	73P	□□□	□□□	□□	41.0#	$ 789
 CMDEC	**Adjustable Height - Square Top** • C-Table Max features a two column base • 26” square worksurface • Lever actuated base height adjustment • Generally recommended for use in environments with varying seat heights and/or varying seat pitch • Top and base ships in separate packaging; limited assembly required	25” - 30” High	CMDEC26	73P	□□□	□□□	□□	49.0#	$ 789
			Ⓐ	Ⓑ	Ⓒ	Ⓓ	Ⓔ		

HOW TO ORDER

Indicate the following information on order form:
1. Quantity of each item.
2. Model number, including options. See “How To Build a Model Number”.
3. Any special service required.

Note: • The □ indicates that a choice is required.
- The absence of the □ indicates that no choice is required.
- Alpha-numeric characters in place of □ indicate that no other alternatives are available.

HOW TO BUILD A MODEL NUMBER

Ⓐ Select basic model.

Ⓑ Select edge style.

73P	- 3/4” 73P edge

Ⓒ Select edge color.
Refer to the **Product Color Options** page in this price list.

Ⓓ Select surface finish.
Refer to the **Product Color Options** page in this price list.

Ⓔ Select base finish.
Refer to the **Product Color Options** page in this price list.

SPECIAL SERVICES

Special Carton Marking

With specially marked information	N/C

Shipping

Ships **knocked down, FOB Bonduel, WI 54107, freight prepaid.** Freight class 125.

Specifications and prices are subject to change without prior notice.

1330 Bellevue Street
P.O. Box 8100
Green Bay, WI 54308-8100
800.424.2432
ki.com

KI and Furnishing Knowledge are registered
trademarks of Krueger International, Inc.

© 2020 Krueger International, Inc.
All Rights Reserved.
Code KI-PLW-000441/KI/PDF

Furnishing Knowledge®

DATALINK®
TABLE SYSTEM

PRICE LIST

January 3, 2011

Updated October 3, 2022

800.424.2432

Contents

Refer to KI Terms & Conditions document or visit ki.com.

Contents

Refer to KI Terms & Conditions document or visit ki.com.

DataLink® Table System

General Information	3
Product Color Options	4
Fixed Leg Tables/Power	5
Fixed Leg Tables/No Power	6
Fixed Leg Tables/Power	7
Fixed Leg Tables/No Power	8
Wedges	9
Non-Electrical Accessories	10
Electrical Accessories	11

Activ8® System 13

DataLink® Table System
General Information



Radius Configuration



Classroom Configuration



U-Shaped Configuration

Features			
Fixed leg	•	•	•
10-wire/6-circuit power option	•	•	•
Data/communication option	•	•	•
Rectangular worksurfaces	•	•	•
Wedge-shaped worksurfaces for radiused configurations	•	•	•
"Laid-in" wiring	•	•	•
Door-for-leg wireway	•	•	•
Metal separation of power and data wires	•	•	•
Ganging	•	•	•
Modular data connection option	•	•	•
Five edge styles	•	•	•



Power Distribution Unit (Rigid Wireway)



Dual Channel Leg Wireway (Laid-in Wiring)



Wire Manager Door



Ganger



PowerUp® Module

SPECIFICATIONS

Worksurfaces
Worksurface tops are 1-1/4" nominal overall thickness with .042" thick high-pressure laminate and .030" thick backer. Density is 45 lbs/ft³, M3 grade.

Edge Style
There are 5 choices of edge styles available: (74P); Flat Vinyl T-edge (BN); Urethane (ME); Postformed (PL); and 3/8" Wood Band Edge (34S). The BN and PL edges are not available on wedge worksurfaces. 34S edge is standard in Natural Red Oak.

Fixed Base Worksurfaces
Worksurfaces for fixed base tables have a solid 45 lb/ft³ particleboard core construction. PowerUp Module, Activ8 or grommet locations will be available along the back edge of the worksurface away from the user in either the right- or left-hand corners, both corners or center.

Wedge Worksurfaces
Wedge worksurfaces have a solid particleboard core construction. PowerUp Module, Activ8 or grommet locations are not available. The wedge is supported between two tables by four 1-1/2" x 3/4" rectangular metal splice tubes. Four nylon gangers are also used to draw the wedge up to each table and keep the splice tubes from disengaging.

Leg Assemblies
The leg assembly is made up of a 24" or 30" foot, leg upright with access door, fixed leg. The feet and the cantilevers are die cast aluminum and the leg and access door are extruded aluminum. The feet each have two nylon glides that attach to the foot via 5/16" diameter x 7/8" long threaded studs. The leg contains a 1" x 2-1/2" wireway that directs wires from the foot into the horizontal wire manager. The leg wireway is divided into two halves that keep data cables separate from electrical cables. The leg wireway also has an aluminum access door that hinges on two steel dowel pins and snaps shut via a nylon snap. The cantilever attaches the leg assembly to the worksurface via raised bosses that provide 3/4" of clearance between the cantilever and the bottom of the worksurface, allowing a space to pass cables from table to table. The raised bosses on the cantilever also serve as mounting studs for the nylon table gangers that hold tables/wedges together. Each table has one right leg and one left leg assembly. The leg assemblies are available in two standard heights: 27" and 29". The leg assemblies are held together by two 1/4" diameter draw bolts that clamp the assembly together. The legs are available in standard powder coat finishes. Fixed leg tables ship knocked down.

INFORMATION

Warranty
Refer to KI Terms & Conditions document or visit ki.com

DataLink® Table System
Product Color Options

DataLink® Table System
Product Color Options

Surface Finish--Laminate

Belair	LBQ
Biltmore Cherry	LBT
Black	LBK
Brighton Walnut	LBW
Canyon Zephyr	LCA
Castle Oak	LCO
Casual Linen	LCU
Cherry Storm	LCX
Classic Linen	LCI
Cloud Zephyr	LCL
Cocobala	LCC
Crisp Linen	LRI
Desert Zephyr	LDZ
Dove Grey	LDG
Fired Steel	LIL
Flax Linen	LXF
Florence Walnut	LFC
Forged Steel	LOL
Friston Ash	LFH
Frosty White	LFW
Graphite Nebula	LGN
Grey	LGE
High Rise	LHE
Hollyberry	LHY
Irish Linen	LIH
Island	LID
Italian Silver Ash	LIT
Kensington Maple	LKM
Lapis Blue	LLB
Markerboard White	LMK
Misted Zephyr	LMR
Monticello Maple	LMT
Nickel Evolv	LNV
North Sea	LNA
Ocean	LON
Pearl Bisque	LPB
Pearl Silver	LPS
Pressed Linen	LPR
River Cherry	LRY
Rugged Linen	LRG
Satin Stainless	LSS
Shadow Zephyr	LSR
Silicon evolv	LSV
Sterling Ash	LAZ
Tailored Linen	LTL
Titanium evolv	LTV
White Nebula	LWL
White Sand	LWN
Windsor Mahogany	LWY

Base Finish

Black	PBL
Blue Grey	PGR
Bronze Metallic	PZM
Champagne Metallic	PCM
Cool Grey	PCG
Light Tone	PLG
Misty Brown	PMY
Sand	PSA
Starlight Silver Metallic	PSX
Warm Grey	PWG

The wire manager door is monochromatic with the leg if the leg is black (BL), blue grey (GR), cool grey (CG), misty brown (MY), sand (SA), or warm grey (WG). All other leg colors will come with a black (BL) wire manager door.

Edge Color for 34S Edge

Cherry Storm on Maple	MCX
Cinnamon on Maple	MCN
Cocoa on Maple	MCA
Florence Walnut on Maple	MFC
Kensington Maple on Maple	MMA
Monticello Maple on Maple	MMT
River Cherry on Maple	MRY

Edge Color for 74P Edge

Belair	EBQ
Biltmore Cherry	EBT
Black	EBL
Blue Grey	EGR
Brighton Walnut	EBW
Castle Oak	ECO
Cayenne	ECY
Cherry Storm	ECX
Cocobala	ECC
Cool Grey	ECG
Earthen Clay	EEY
Everglade Shade	EEV
Flannel	EFN
Florence Walnut	EFC
Friston Ash	EFH
Frosty White	EFW
Hazy Jade	EHJ
Honey Bee	EHY
Italian Silver Ash	EIT
Kensington Maple	EKM
Light Tone	ELG
Mardi Gras	EMG
Misty Brown	EMY
Monticello Maple	EMT
Multiplex	EMB
Nemo	ENE
Nordic	END
Poppy Red	EPR
Purple Haze	EPH
River Cherry	ERY
Rubber Ducky	ERK
Sand	ESA
Sky Blue	ESK
Sterling Ash	EAZ
Surf's Up	ESP
Twilight Shadow	ETI
Ultra Blue	EUB
Warm Grey	EWG
Windsor Mahogany	EWY
Zesty Lime	EZL

Edge Color for BN Edge

Black	EBL
Blue Grey	EGR
Cayenne	ECY
Cool Grey	ECG
Earthen Clay	EEY
Everglade Shade	EEV
Flannel	EFN
Frosty White	EFW
Hazy Jade	EHJ
Honey Bee	EHY
Light Tone	ELG
Mardi Gras	EMG
Misty Brown	EMY
Nemo	ENE
Nordic	END
Poppy Red	EPR
Purple Haze	EPH
Rubber Ducky	ERK
Sand	ESA
Sky Blue	ESK
Surf's Up	ESP
Twilight Shadow	ETI
Ultra Blue	EUB
Warm Grey	EWG
Zesty Lime	EZL

Edge Color for ME Edge

Black	EBL
Blue Grey	EGR
Cool Grey	ECG
Flannel	EFN
Misty Brown	EMY
Sand	ESA
Warm Grey	EWG

No edge color selectin for the Postformed (PL) edge.

Power-Up Module/Grommet Color

Black	BL
Blue Grey	GR
Cool Grey	CG
Flannel	FN
Misty Brown	MY
Sand	SA
Warm Grey	WG

Villa Power Module/Grommet Color

Black	BL
Blue Grey	GR
Bronze Metallic	ZM
Champagne Metallic	CM
Cool Grey	CG
Cottonwood	CO
Flannel	FN
Misty Brown	MY
Starlight Silver Metallic	SX
Warm Grey	WG

Paint Color - Electrical Infeed

Black	BL
Blue Grey	GR
Sand	SA
Warm Grey	WG

Activ8 Power-Up Module Color

Black	BL
Blue Grey	GR
Cool Grey	CG
Flannel	FN
Misty Brown	MY
Sand	SA
Warm Grey	WG

Activ8 Villa Module Color

Black	BL
Blue Grey	GR
Bronze Metallic	ZM
Champagne Metallic	CM
Cool Grey	CG
Cottonwood	CO
Flannel	FN
Misty Brown	MY
Starlight Silver Metallic	SX
Warm Grey	WG

Activ8 Villa Module (No Cover) Color

Black	BL

DataLink® Table System
Fixed Leg Tables/Power

DataLink® Table System
Fixed Leg Tables/Power



DLFX

Fixed Leg Table, 24"D

- Available with or without a 10-wire/6- circuit power distribution unit ("Power Option")
- Duplex receptacles, infeeds, and jumpers for the "Power Option" must be ordered separately
- Wire trough assembly is standard on all tables
- Data ports located in the modesty panel are standard. Data jacks are supplied by the customer
- Includes ganger
- See Activ8® Single Circuit Electrical System to order modules

		MODEL NUMBER											
Features	D x W x H	Basic Model/ Power Option	Edge Style	Grommet/ Module Location	Grommet/ Module Color	Base Finish	Surface Finish	Edge Color	Approx. Packaged Weight	 Flat Vinyl T-Edge (BN)	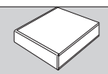 74P Edge (74P)	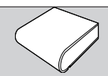 Postformed Edge (PL)	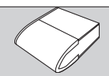 Urethane Edge (ME)	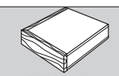 3/8" Wood Band Edge (34S)
		Ⓐ	Ⓑ	Ⓒ	Ⓓ	Ⓔ	Ⓕ	Ⓖ						
Power	24 x 36 x 27	DX243627-T6	☐☐☐	☐☐☐☐☐☐☐☐☐☐	☐☐	☐☐☐	☐☐☐	☐☐☐	63.0#	$ 1687	$ 1724	$ 1809	$ 1946	$ 2020
Power	24 x 36 x 29	DX243629-T6	☐☐☐	☐☐☐☐☐☐☐☐☐☐	☐☐	☐☐☐	☐☐☐	☐☐☐	63.0#	1711	1748	1829	1972	2043
Power	24 x 42 x 27	DX244227-T6	☐☐☐	☐☐☐☐☐☐☐☐☐☐	☐☐	☐☐☐	☐☐☐	☐☐☐	70.0#	1730	1766	1848	1990	2077
Power	24 x 42 x 29	DX244229-T6	☐☐☐	☐☐☐☐☐☐☐☐☐☐	☐☐	☐☐☐	☐☐☐	☐☐☐	70.0#	1756	1791	1876	2014	2094
Power	24 x 48 x 27	DX244827-T6	☐☐☐	☐☐☐☐☐☐☐☐☐☐	☐☐	☐☐☐	☐☐☐	☐☐☐	77.0#	1768	1815	1889	2051	2146
Power	24 x 48 x 29	DX244829-T6	☐☐☐	☐☐☐☐☐☐☐☐☐☐	☐☐	☐☐☐	☐☐☐	☐☐☐	77.0#	1792	1832	1913	2076	2167
Power	24 x 60 x 27	DX246027-T6	☐☐☐	☐☐☐☐☐☐☐☐☐☐	☐☐	☐☐☐	☐☐☐	☐☐☐	88.0#	1867	1910	1993	2179	2307
Power	24 x 60 x 29	DX246029-T6	☐☐☐	☐☐☐☐☐☐☐☐☐☐	☐☐	☐☐☐	☐☐☐	☐☐☐	88.0#	1889	1928	2016	2201	2327
Power	24 x 72 x 27	DX247227-T6	☐☐☐	☐☐☐☐☐☐☐☐☐☐	☐☐	☐☐☐	☐☐☐	☐☐☐	100.0#	2111	2153	2245	2465	2598
Power	24 x 72 x 29	DX247229-T6	☐☐☐	☐☐☐☐☐☐☐☐☐☐	☐☐	☐☐☐	☐☐☐	☐☐☐	100.0#	2137	2178	2267	2487	2623

HOW TO ORDER

Indicate the following information on order form:
1. Quantity of each item.
2. Model number, including options. See "How To Build a Model Number".
3. Any special service required.

Note: • The ☐ indicates that a choice is required.
- The absence of the ☐ indicates that no choice is required.
- Alpha-numeric characters in place of ☐ indicate that no other alternatives are available.

HOW TO BUILD A MODEL NUMBER

Ⓐ Select basic model/power option.
T6 = Power

Ⓑ Select edge style.

BN	- Flat vinyl T-edge
74P	- 74P edge
PL	- Postformed edge
ME	- Urethane edge
34S	- 3/8" Wood band edge

Ⓒ Select PowerUp/power module or grommet location.
Location is from the seated side of the table.

NOPU-NOGR	- No PowerUp/no grommet
NOPU-GL	- Grommet left; add $25
NOPU-GR	- Grommet right; add $25
NOPU-GC	- Grommet center; add $25
NOPU-GB	- Grommet left and right; add $54
NOGR-ML	- PowerUp left; add $165
NOGR-MR	- PowerUp right; add $165
NOGR-MC	- PowerUp center; add $165
NOGR-MB	- PowerUp left and right; add $327
NOPU-VL	- Villa Grommet left; add $95
NOPU-VR	- Villa Grommet right; add $95
NOPU-VC	- Villa Grommet center; add $95
NOPU-VB	- Villa Grommet left and right; add $190
NOGR-VPL	- Villa Power Module w/ USB left; add $453
NOGR-VPR	- Villa Power Module w/ USB right; add $453
NOGR-VPC	- Villa Power Module w/ USB center; add $453
NOGR-VPB	- Villa Power Module w/ USB left and right; add $905

Ⓓ Select PowerUp module/grommet color.
Refer to the **Product Color Options** page in this price list.

Ⓔ Select base finish.
Refer to the **Product Color Options** page in this price list.

Ⓕ Select surface finish.
Refer to the **Product Color Options** page in this price list.
Surface finish offerings are based on edge style selections.

Ⓖ Select edge color.
Refer to the **Product Color Options** page in this price list.
Edge color offerings are based on edge style selections.

INFORMATION

Wood Color Variations
High quality wood table edges and surfaces are characterized by distinctive natural colors and grain patterns. Due to natural variations of fine wood, it is impossible to exactly match colors and grains with consistency.

FINISH INFORMATION

Additional Laminate Offering
Additional laminates beyond KI standard offering, are available with two weeks extended leadtime. To specify additional laminates, use these designators followed by the supplier's color/pattern code:

Formica - LF/supplier's color pattern code
Nevamar - LN/supplier's color pattern code
Wilsonart - LW/supplier's color pattern code

KI's standard finish is the supplier's recommended finish for that color/pattern.
Note: Nonstandard laminates from these suppliers (example: textured laminates), require an up-charge and additional leadtime.
Contact KI.

SPECIAL SERVICES

Special Carton Marking

With specially marked information	N/C

Shipping
Ships **knocked down, FOB Bonduel, WI 54107, freight prepaid.** Freight class 85.

Specifications and prices are subject to change without prior notice.

DataLink® Table System

Fixed Leg Tables/No Power

DataLink® Table System

Fixed Leg Tables/No Power



DLFX

Fixed Leg Table, 24"D

- Duplex receptacles, infeeds, and jumpers for the "Power Option" must be ordered separately
- Wire trough assembly is standard on all tables
- Data ports located in the modesty panel are standard. Data jacks are supplied by the customer
- Includes ganger
- See Activ8® Single Circuit Electrical System to order modules

		MODEL NUMBER											
Features	D x W x H	Basic Model/ Power Option Ⓐ	Edge Style Ⓑ	Grommet/ Module Location Ⓒ	Grommet/ Module Color Ⓓ	Base Finish Ⓔ	Surface Finish Ⓕ	Edge Color Ⓖ	Approx. Packaged Weight	 Flat Vinyl T-Edge (BN)	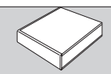 74P Edge (74P)	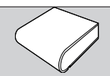 Postformed Edge (PL)	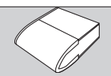 Urethane Edge (ME)	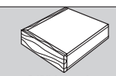 3/8" Wood Band Edge (34S)
No Power	24 x 36 x 27	DX243627-NP	□□□	□□□□□□□□□□	□□	□□□	□□□	□□□	63.0#	$ 1468	$ 1506	$ 1585	$ 1729	$ 1802
No Power	24 x 36 x 29	DX243629-NP	□□□	□□□□□□□□□□	□□	□□□	□□□	□□□	63.0#	1493	1528	1613	1755	1824
No Power	24 x 42 x 27	DX244227-NP	□□□	□□□□□□□□□□	□□	□□□	□□□	□□□	70.0#	1514	1551	1632	1770	1858
No Power	24 x 42 x 29	DX244229-NP	□□□	□□□□□□□□□□	□□	□□□	□□□	□□□	70.0#	1535	1574	1655	1793	1879
No Power	24 x 48 x 27	DX244827-NP	□□□	□□□□□□□□□□	□□	□□□	□□□	□□□	77.0#	1545	1583	1660	1824	1920
No Power	24 x 48 x 29	DX244829-NP	□□□	□□□□□□□□□□	□□	□□□	□□□	□□□	77.0#	1568	1606	1686	1845	1940
No Power	24 x 60 x 27	DX246027-NP	□□□	□□□□□□□□□□	□□	□□□	□□□	□□□	88.0#	1625	1660	1749	1932	2059
No Power	24 x 60 x 29	DX246029-NP	□□□	□□□□□□□□□□	□□	□□□	□□□	□□□	88.0#	1648	1686	1768	1955	2085
No Power	24 x 72 x 27	DX247227-NP	□□□	□□□□□□□□□□	□□	□□□	□□□	□□□	100.0#	1845	1888	1981	2199	2335
No Power	24 x 72 x 29	DX247229-NP	□□□	□□□□□□□□□□	□□	□□□	□□□	□□□	100.0#	1867	1912	1997	2218	2353

HOW TO ORDER

Indicate the following information on order form:
1. Quantity of each item.
2. Model number, including options. See "How To Build a Model Number".
3. Any special service required.

Note: • The □ indicates that a choice is required.
- The absence of the □ indicates that no choice is required.
- Alpha-numeric characters in place of □ indicate that no other alternatives are available.

HOW TO BUILD A MODEL NUMBER

Ⓐ Select basic model/power option.
NP = No Power

Ⓑ Select edge style.

BN	- Flat vinyl T-edge
74P	- 74P edge
PL	- Postformed edge
ME	- Urethane edge
34S	- 3/8" Wood band edge

Ⓒ Select PowerUp/power module or grommet location.
Location is from the seated side of the table.

NOPU-NOGR	- No PowerUp/no grommet
NOPU-GL	- Grommet left; add $25
NOPU-GR	- Grommet right; add $25
NOPU-GC	- Grommet center; add $25
NOPU-GB	- Grommet left and right; add $54
NOGR-ML	- PowerUp left; add $165
NOGR-MR	- PowerUp right; add $165
NOGR-MC	- PowerUp center; add $165
NOGR-MB	- PowerUp left and right; add $327
CCTL-NOGR	- Activ8 hole left
CCTR-NOGR	- Activ8 hole right
CCTC-NOGR	- Activ8 hole center
CCTB-NOGR	- Activ8 hole both
NOPU-VL	- Villa Grommet left; add $95
NOPU-VR	- Villa Grommet right; add $95
NOPU-VC	- Villa Grommet center; add $95
NOPU-VB	- Villa Grommet left and right; add $190
NOGR-VPL	- Villa Power Module w/ USB left; add $453
NOGR-VPR	- Villa Power Module w/ USB right; add $453
NOGR-VPC	- Villa Power Module w/ USB center; add $453
NOGR-VPB	- Villa Power Module w/ USB left and right; add $905

Ⓓ Select PowerUp module/grommet color.
Refer to the **Product Color Options** page in this price list.

Ⓔ Select base finish.
Refer to the **Product Color Options** page in this price list.

Ⓕ Select surface finish.
Refer to the **Product Color Options** page in this price list.
Surface finish offerings are based on edge style selections.

Ⓖ Select edge color.
Refer to the **Product Color Options** page in this price list.
Edge color offerings are based on edge style selections.

INFORMATION

Wood Color Variations

High quality wood table edges and surfaces are characterized by distinctive natural colors and grain patterns. Due to natural variations of fine wood, it is impossible to exactly match colors and grains with consistency.

FINISH INFORMATION

Additional Laminate Offering

Additional laminates beyond KI standard offering, are available with two weeks extended leadtime. To specify additional laminates, use these designators followed by the supplier's color/pattern code:

Formica - LF/supplier's color pattern code
Nevamar - LN/supplier's color pattern code
Wilsonart - LW/supplier's color pattern code

KI's standard finish is the supplier's recommended finish for that color/pattern.
Note: Nonstandard laminates from these suppliers (example: textured laminates), require an up-charge and additional leadtime.
Contact KI.

SPECIAL SERVICES

Special Carton Marking

With specially marked information N/C

Shipping

Ships **knocked down, FOB Bonduel, WI 54107, freight prepaid.** Freight class 85.

Specifications and prices are subject to change without prior notice.

DataLink® Table System
Fixed Leg Tables/Power

DataLink® Table System
Fixed Leg Tables/Power

	Features	D x W x H	MODEL NUMBER Basic Model/ Power Option	Edge Style	Grommet/ Module Location	Grommet/ Module Color	Base Finish	Surface Finish	Edge Color	Approx. Packaged Weight	Flat Vinyl T-Edge (BN)	74P Edge (74P)	Postformed Edge (PL)	Urethane Edge (ME)	3/8" Wood Band Edge (34S)
	Power	30 x 36 x 27	DX303627-T6	□□□	□□□□□□□□□□	□□	□□□	□□□	□□□	75.0#	$ 1776	$ 1817	$ 1892	$ 2048	$ 2139
	Power	30 x 36 x 29	DX303629-T6	□□□	□□□□□□□□□□	□□	□□□	□□□	□□□	75.0#	1794	1834	1918	2072	2157
	Power	30 x 42 x 27	DX304227-T6	□□□	□□□□□□□□□□	□□	□□□	□□□	□□□	82.0#	1820	1858	1939	2089	2190
	Power	30 x 42 x 29	DX304229-T6	□□□	□□□□□□□□□□	□□	□□□	□□□	□□□	82.0#	1839	1879	1963	2111	2215
	Power	30 x 48 x 27	DX304827-T6	□□□	□□□□□□□□□□	□□	□□□	□□□	□□□	89.0#	1860	1893	1981	2147	2259
DLFX	Power	30 x 48 x 29	DX304829-T6	□□□	□□□□□□□□□□	□□	□□□	□□□	□□□	89.0#	1883	1920	1997	2171	2283
Fixed Leg Table, 30"D	Power	30 x 60 x 27	DX306027-T6	□□□	□□□□□□□□□□	□□	□□□	□□□	□□□	103.0#	1973	2011	2094	2294	2436
	Power	30 x 60 x 29	DX306029-T6	□□□	□□□□□□□□□□	□□	□□□	□□□	□□□	103.0#	1993	2028	2120	2313	2459
	Power	30 x 72 x 27	DX307227-T6	□□□	□□□□□□□□□□	□□	□□□	□□□	□□□	116.0#	2233	2269	2364	2592	2743
	Power	30 x 72 x 29	DX307229-T6	□□□	□□□□□□□□□□	□□	□□□	□□□	□□□	116.0#	2252	2294	2383	2615	2766
				Ⓐ	Ⓑ	Ⓒ	Ⓓ	Ⓔ	Ⓕ	Ⓖ					

- Available with or without a 10-wire/6- circuit power distribution unit ("Power Option")
- Duplex receptacles, infeeds, and jumpers for the "Power Option" must be ordered separately
- The wire trough assembly is standard on all tables
- Data ports located in the modesty panel are standard. Data jacks are supplied by the customer
- Includes ganger
- See Activ8® Single Circuit Electrical System to order modules

HOW TO ORDER

Indicate the following information on order form:
1. Quantity of each item.
2. Model number, including options. See "How To Build a Model Number".
3. Any special service required.

Note: • The □ indicates that a choice is required.
- The absence of the □ indicates that no choice is required.
- Alpha-numeric characters in place of □ indicate that no other alternatives are available.

HOW TO BUILD A MODEL NUMBER

Ⓐ Select basic model/power option.
T6=Power

Ⓑ Select edge style.

BN	- Flat vinyl T-edge
74P	- 74P edge
PL	- Postformed edge
ME	- Urethane edge
34S	- 3/8" Wood band edge

Ⓒ Select PowerUp/power module or grommet location.
Location is from the seated side of the table.

NOPU-NOGR	- No PowerUp/no grommet
NOPU-GL	- Grommet left; add $25
NOPU-GR	- Grommet right; add $25
NOPU-GC	- Grommet center; add $25
NOPU-GB	- Grommet left and right; add $54
NOGR-ML	- PowerUp left; add $165
NOGR-MR	- PowerUp right; add $165
NOGR-MC	- PowerUp center; add $165
NOGR-MB	- PowerUp left and right; add $327
NOPU-VL	- Villa Grommet left; add $95
NOPU-VR	- Villa Grommet right; add $95
NOPU-VC	- Villa Grommet center; add $95
NOPU-VB	- Villa Grommet left and right; add $190
NOGR-VPL	- Villa Power Module w/ USB left; add $453
NOGR-VPR	- Villa Power Module w/ USB right; add $453
NOGR-VPC	- Villa Power Module w/ USB center; add $453
NOGR-VPB	- Villa Power Module w/ USB left and right; add $905

Ⓓ Select PowerUp module/grommet color.
Refer to the **Product Color Options** page in this price list.

Ⓔ Select base finish.
Refer to the **Product Color Options** page in this price list.

Ⓕ Select surface finish.
Refer to the **Product Color Options** page in this price list.
Surface finish offerings are based on edge style selections.

Ⓖ Select edge color.
Refer to the **Product Color Options** page in this price list.
Edge color offerings are based on edge style selections.

INFORMATION

Wood Color Variations
High quality wood table edges and surfaces are characterized by distinctive natural colors and grain patterns. Due to natural variations of fine wood, it is impossible to exactly match colors and grains with consistency.

FINISH INFORMATION

Additional Laminate Offering
Additional laminates beyond KI standard offering, are available with two weeks extended leadtime. To specify additional laminates, use these designators followed by the supplier's color/pattern code:

Formica - LF/supplier's color pattern code
Nevamar - LN/supplier's color pattern code
Wilsonart - LW/supplier's color pattern code

KI's standard finish is the supplier's recommended finish for that color/pattern.
Note: Nonstandard laminates from these suppliers (example: textured laminates), require an up-charge and additional leadtime.
Contact KI.

SPECIAL SERVICES

Special Carton Marking

With specially marked information	N/C

Shipping
Ships **knocked down, FOB Bonduel, WI 54107, freight prepaid.** Freight class 85.

Specifications and prices are subject to change without prior notice.

DataLink® Table System

Fixed Leg Tables/No Power

KI

DataLink® Table System

Fixed Leg Tables/No Power



DLFX

Fixed Leg Table, 30"D

- Duplex receptacles, infeeds, and jumpers for the "Power Option" must be ordered separately
- The wire trough assembly is standard on all tables
- Data ports located in the modesty panel are standard. Data jacks are supplied by the customer
- Includes ganger
- See Activ8® Single Circuit Electrical System to order modules

		MODEL NUMBER											
Features	D x W x H	Basic Model/ Power Option Ⓐ	Edge Style Ⓑ	Grommet/ Module Location Ⓒ	Grommet/ Module Color Ⓓ	Base Finish Ⓔ	Surface Finish Ⓕ	Edge Color Ⓖ	Approx. Packaged Weight	 Flat Vinyl T-Edge (BN)	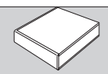 74P Edge (74P)	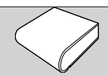 Postformed Edge (PL)	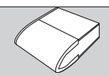 Urethane Edge (ME)	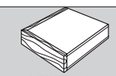 3/8" Wood Band Edge (34S)
No Power	30 x 36 x 27	DX303627-NP	☐☐☐	☐☐☐☐☐☐☐☐☐☐	☐☐	☐☐☐	☐☐☐	☐☐☐	75.0#	$ 1558	$ 1592	$ 1675	$ 1829	$ 1920
No Power	30 x 36 x 29	DX303629-NP	☐☐☐	☐☐☐☐☐☐☐☐☐☐	☐☐	☐☐☐	☐☐☐	☐☐☐	75.0#	1580	1618	1697	1848	1940
No Power	30 x 42 x 27	DX304227-NP	☐☐☐	☐☐☐☐☐☐☐☐☐☐	☐☐	☐☐☐	☐☐☐	☐☐☐	82.0#	1602	1637	1719	1876	1975
No Power	30 x 42 x 29	DX304229-NP	☐☐☐	☐☐☐☐☐☐☐☐☐☐	☐☐	☐☐☐	☐☐☐	☐☐☐	82.0#	1625	1659	1744	1892	1994
No Power	30 x 48 x 27	DX304827-NP	☐☐☐	☐☐☐☐☐☐☐☐☐☐	☐☐	☐☐☐	☐☐☐	☐☐☐	89.0#	1632	1670	1755	1921	2036
No Power	30 x 48 x 29	DX304829-NP	☐☐☐	☐☐☐☐☐☐☐☐☐☐	☐☐	☐☐☐	☐☐☐	☐☐☐	89.0#	1655	1689	1770	1942	2054
No Power	30 x 60 x 27	DX306027-NP	☐☐☐	☐☐☐☐☐☐☐☐☐☐	☐☐	☐☐☐	☐☐☐	☐☐☐	103.0#	1727	1763	1851	2050	2191
No Power	30 x 60 x 29	DX306029-NP	☐☐☐	☐☐☐☐☐☐☐☐☐☐	☐☐	☐☐☐	☐☐☐	☐☐☐	103.0#	1749	1784	1877	2075	2216
No Power	30 x 72 x 27	DX307227-NP	☐☐☐	☐☐☐☐☐☐☐☐☐☐	☐☐	☐☐☐	☐☐☐	☐☐☐	116.0#	1966	2002	2094	2323	2477
No Power	30 x 72 x 29	DX307229-NP	☐☐☐	☐☐☐☐☐☐☐☐☐☐	☐☐	☐☐☐	☐☐☐	☐☐☐	116.0#	1987	2024	2120	2348	2500

HOW TO ORDER

Indicate the following information on order form:
1. Quantity of each item.
2. Model number, including options. See "How To Build a Model Number".
3. Any special service required.

Note: • The ☐ indicates that a choice is required.
- The absence of the ☐ indicates that no choice is required.
- Alpha-numeric characters in place of ☐ indicate that no other alternatives are available.

HOW TO BUILD A MODEL NUMBER

Ⓐ Select basic model/power option.
NP=No Power

Ⓑ Select edge style.

BN	- Flat vinyl T-edge
74P	- 74P edge
PL	- Postformed edge
ME	- Urethane edge
34S	- 3/8" Wood band edge

Ⓒ Select PowerUp/power module or grommet location.
Location is from the seated side of the table.

NOPU-NOGR	- No PowerUp/no grommet
NOPU-GL	- Grommet left; add $25
NOPU-GR	- Grommet right; add $25
NOPU-GC	- Grommet center; add $25
NOPU-GB	- Grommet left and right; add $54
NOGR-ML	- PowerUp left; add $165
NOGR-MR	- PowerUp right; add $165
NOGR-MC	- PowerUp center; add $165
NOGR-MB	- PowerUp left and right; add $327
CCTL-NOGR	- Activ8 hole left
CCTR-NOGR	- Activ8 hole right
CCTC-NOGR	- Activ8 hole center
CCTB-NOGR	- Activ8 hole both
NOPU-VL	- Villa Grommet left; add $95
NOPU-VR	- Villa Grommet right; add $95
NOPU-VC	- Villa Grommet center; add $95
NOPU-VB	- Villa Grommet left and right; add $190
NOGR-VPL	- Villa Power Module w/ USB left; add $453
NOGR-VPR	- Villa Power Module w/ USB right; add $453
NOGR-VPC	- Villa Power Module w/ USB center; add $453
NOGR-VPB	- Villa Power Module w/ USB left and right; add $905

Ⓓ Select PowerUp module/grommet color.
Refer to the **Product Color Options** page in this price list.

Ⓔ Select base finish.
Refer to the **Product Color Options** page in this price list.

Ⓕ Select surface finish.
Refer to the **Product Color Options** page in this price list.
Surface finish offerings are based on edge style selections.

Ⓖ Select edge color.
Refer to the **Product Color Options** page in this price list.
Edge color offerings are based on edge style selections.

INFORMATION

Wood Color Variations

High quality wood table edges and surfaces are characterized by distinctive natural colors and grain patterns. Due to natural variations of fine wood, it is impossible to exactly match colors and grains with consistency.

FINISH INFORMATION

Additional Laminate Offering

Additional laminates beyond KI standard offering, are available with two weeks extended leadtime. To specify additional laminates, use these designators followed by the supplier's color/pattern code:

Formica - LF/supplier's color pattern code
Nevamar - LN/supplier's color pattern code
Wilsonart - LW/supplier's color pattern code

KI's standard finish is the supplier's recommended finish for that color/pattern.
Note: Nonstandard laminates from these suppliers (example: textured laminates), require an up-charge and additional leadtime.
Contact KI.

SPECIAL SERVICES

Special Carton Marking

With specially marked information N/C

Shipping

Ships **knocked down, FOB Bonduel, WI 54107, freight prepaid.** Freight class 85.

Specifications and prices are subject to change without prior notice.

DataLink® Table System
Wedges

KI

DataLink® Table System
Wedges

	MODEL	D x ANGLE	MODEL NUMBER Basic Model	Edge Style	Surface Finish	Edge Color	Approx. Packaged Weight	74P Edge (74P)	Urethane Edge (ME)	3/8" Wood Band Edge (34S)
 DLW	**Wedges** • Available in 3 edge styles • Wedges form radiused configurations by bridging adjoining rectangular worksurfaces • Wedges do not have legs. They are supported by rectangular metal splice tubes, which are attached to the underside of the wedge. The rectangular metal splice tubes are inserted under the adjoining table top.	24 x 30°	DLW2430	□□□	□□□	□□□	11.0#	$ 498	$ 567	$ 755
 DLW	**Wedges**	24 x 45°	DLW2445	□□□	□□□	□□□	17.0#	$ 523	$ 606	$ 802
 DLW	**Wedges**	24 x 60°	DLW2460	□□□	□□□	□□□	18.0#	$ 563	$ 652	$ 844
 DLW	**Wedges**	24 x 90°	DLW2490	□□□	□□□	□□□	22.0#	$ 681	$ 793	$ 953
 DLW	**Wedges**	30 x 30°	DLW3030	□□□	□□□	□□□	16.0#	$ 523	$ 617	$ 852
 DLW	**Wedges**	30 x 45°	DLW3045	□□□	□□□	□□□	21.0#	$ 610	$ 710	$ 911
 DLW	**Wedges**	30 x 60°	DLW3060	□□□	□□□	□□□	22.0#	$ 654	$ 768	$ 973
 DLW	**Wedges**	30 x 90°	DLW3090	□□□	□□□	□□□	26.0#	$ 754	$ 877	$ 1120
			Ⓐ	Ⓑ	Ⓒ	Ⓓ				

HOW TO ORDER

Indicate the following information on order form:
1. Quantity of each item.
2. Model number, including options. See "How To Build a Model Number".
3. Any special service required.

Note: • The □ indicates that a choice is required.
• The absence of the □ indicates that no choice is required.
• Alpha-numeric characters in place of □ indicate that no other alternatives are available.

HOW TO BUILD A MODEL NUMBER

Ⓐ Select basic model.

Ⓑ Select edge style.

74P	- 74P edge
ME	- Urethane edge
34S	- 3/8" Wood band edge

Ⓒ Select surface finish.
Refer to the **Product Color Options** page in this price list.
Surface finish offerings are based on edge style selections.

Ⓓ Select edge color.
Refer to the **Product Color Options** page in this price list.
Edge color offerings are based on edge style selections.

INFORMATION

Wood Color Variations
High quality wood table edges and surfaces are characterized by distinctive natural colors and grain patterns. Due to natural variations of fine wood, it is impossible to exactly match colors and grains with consistency.

FINISH INFORMATION

Additional Laminate Offering
Additional laminates beyond KI standard offering, are available with two weeks extended leadtime.
To specify additional laminates, use these designators followed by the supplier's color/pattern code:

Formica - LF/supplier's color pattern code
Nevamar - LN/supplier's color pattern code
Wilsonart - LW/supplier's color pattern code

KI's standard finish is the supplier's recommended finish for that color/pattern.
Note: Nonstandard laminates from these suppliers (example: textured laminates), require an upcharge and additional leadtime.
Contact KI.

SPECIAL SERVICES

Special Carton Marking

With specially marked information	N/C

Shipping
Ships **knocked down, FOB Bonduel, WI 54107, freight prepaid.** Freight class 85.

Specifications and prices are subject to change without prior notice.

DataLink® Table System
Non-Electrical Accessories

DataLink® Table System
Non-Electrical Accessories

	MODEL	MODEL NUMBER Basic Model	Approx. Packaged Weight	Delivered Pricing
 HRDPT	**Table Ganger (Set of 2 for one table-to-table gang)** • Gangers are nylon • Two gangers are required per table, included with table • Two gangers snap onto the bosses located on the leg cantilever • Gangers are self-storing when not in use • Black only	DLGANG	1.0#	$ 23
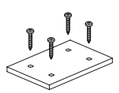 HRDPT	**Table Splice Plate (Set of 2 for one table-to-table connection)** • For permanent joining of tables or wedges • Two plates required per table connection • Hardware included • Black only	DLSPLICE	1.0#	$ 23
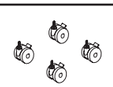 HRDPT	**Caster (Set of 4)** • 2-3/4" diameter • Dual wheel locking carpet casters • Caution: casters add 3" to table height • Black only	DLCA	1.0#	$ 173

Ⓐ

HOW TO ORDER

Indicate the following information on order form:
1. Quantity of each item.
2. Model number, including options. See "How To Build a Model Number".
3. Any special service required.

Note: • The ☐ indicates that a choice is required.
- The absence of the ☐ indicates that no choice is required.
- Alpha-numeric characters in place of ☐ indicate that no other alternatives are available.

HOW TO BUILD A MODEL NUMBER

Ⓐ Select basic model.

SPECIAL SERVICES

Special Carton Marking

With specially marked information N/C

Shipping

Ships **knocked down, FOB Bonduel, WI 54107, freight prepaid.** Freight class 85.

Specifications and prices are subject to change without prior notice.

DataLink® Table System
Electrical Accessories

DataLink® Table System
Electrical Accessories

	MODEL	Features	MODEL NUMBER Basic Model	Approx. Packaged Weight	Delivered Pricing
 HRDPT	**Worksurface-to-Worksurface 10-Wire Connector for Rectangular Worksurface** • Connects the 10-wire power system of two adjacent tables • 33" long • Silver conduit		DLT6JT	2.0#	$ 188
 HRDPT	**Worksurface-to-Worksurface 10-Wire Connector for Wedges** • Connects the 10-wire power system of two adjacent tables • The connector extends from one rectangular worksurface, under the adjacent wedge, to the other rectangular worksurface • 39" long • Silver conduit		DLT6JW	2.0#	$ 198
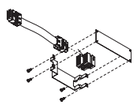 HRDPT	**Quad-Block** • Allows power to be distributed from the middle of a table series • The Quad-Block (along with included jumper) enables infeed power from the building to be routed in two directions. These units, four female openings accept the male end of the power infeed and the male plug ends of two table-to-table jumpers which transfer the power to the two adjoining tables.		4BT6	1.0#	$ 54
 HRDPT	**Receptacles - 6 Circuit** • Attaches to wireways of 10 wire powered tables • Provides two (duplex) receptacles each rated at 15 amps • Some circuits are isolated ground circuits (622 - 4,5, & 6), Isolated ground receptacles are identified by an orange triangle	Circuit 1	47.0706.1.BL	1.0#	$ 32
		Circuit 2	47.0706.2.BL	1.0#	32
		Circuit 3	47.0706.3.BL	1.0#	32
		Circuit 4	47.0706.4I.BL	1.0#	32
		Circuit 5	47.0706.5I.BL	1.0#	32
		Circuit 6	47.0706.6I.BL	1.0#	32
			Ⓐ		

HOW TO ORDER

Indicate the following information on order form:
1. Quantity of each item.
2. Model number, including options. See "How To Build a Model Number".
3. Any special service required.

Note: • The ☐ indicates that a choice is required.
- The absence of the ☐ indicates that no choice is required.
- Alpha-numeric characters in place of ☐ indicate that no other alternatives are available.

HOW TO BUILD A MODEL NUMBER

Ⓐ Select basic model.

SPECIAL SERVICES

Special Carton Marking

With specially marked information N/C

Shipping

Ships **knocked down, FOB Bonduel, WI 54107, freight prepaid.** Freight class 85.

Specifications and prices are subject to change without prior notice.

DataLink® Table System
Electrical Accessories

	MODEL	MODEL NUMBER Basic Model	Paint Color	Approx. Packaged Weight	Delivered Pricing
 HRDPT	**Power Strip** • Optional electrical source • Surge protected six outlet, 110 volt electrical strip with 6' long cord to lay in wire manager trough • Off-white only	PC.OSWS		3.0#	$ 188
 HRDPT	**Infeed 10-Wire/6-Circuit** • The 10-wire/6-circuit infeed contains six lines (12 ga.) two neutrals (10 ga.), and two grounds (12 ga.) providing six circuits of power to the power distribution unit • Must be hard-wired to the building power source by a licensed electrician • 105" long	PTFF	☐☐	5.0#	$ 197
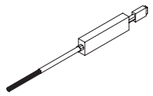 HRDPT	**NY Infeed - 10 Wire** • Meets NY electrical code • If the infeed's "whip" must exit from the left leg (as seen from the seated position), select the left-hand infeed. Similarly, select the right-hand infeed if the "whip" must exit from the right leg (as seen from the seated position) • Not for use on 36" length tables	DLINYT6.L DLINYT6.R	☐☐ ☐☐	5.0# 5.0#	$ 598 598
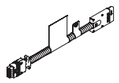 HRDPT	**8-Wire to 10-Wire Adaptor** • 30" long	47.0709.30		1.0#	$ 203
		Ⓐ	Ⓑ		

HOW TO ORDER

Indicate the following information on order form:
1. Quantity of each item.
2. Model number, including options. See "How To Build a Model Number".
3. Any special service required.

Note: • The ☐ indicates that a choice is required.
- The absence of the ☐ indicates that no choice is required.
- Alpha-numeric characters in place of ☐ indicate that no other alternatives are available.

HOW TO BUILD A MODEL NUMBER

Ⓐ Select basic model.

Ⓑ Select paint color.
Refer to the **Product Color Options** page in this price list.

SPECIAL SERVICES

Special Carton Marking

With specially marked information	N/C

Shipping

Ships **knocked down, FOB Bonduel, WI 54107, freight prepaid.** Freight class 85.

Specifications and prices are subject to change without prior notice.

	MODEL	MODEL NUMBER Basic Model	Approx. Packaged Weight	Delivered Pricing
 HRDPT	**Activ8® Infeed** • 108" cord plugs into standard 15 amp outlet • Control module is located 6" from table connection • Diagnostic LED indicator shows power status (see details below) • Controller automatically limits number of connections to 8 • 40 Ft maximum string, not including infeed cord • Will not work with GFI/GCFI outlets or backup systems such as uninterrupted power supplies	AC8IF.108	2.0#	$ 281
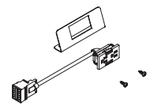 HRDPT	**Activ8® Module and Attachment Bracket** • Duplex receptacles provide 2 outlets • Power module provides 15 amp power • Up to 8 modules may be used per infeed per UL Standard 962 • Modules may be connected (reconnected in any order without sequential keying) • Modules snap into brackets that are attached to the InTandem®Table System (AC8RPTIT.12), WorkZone®, and DataLink® Training Table (AC8RPTDL.12) • Jumpers ordered separately • Module will snap directly into KI Genesis® troughs and KI True® Desking stanchions • No data cord management is provided • Attached cord is approximately 9"	AC8RPTDL.12	1.0#	$ 177
		Ⓐ		

HOW TO ORDER

Indicate the following information on order form:
1. Quantity of each item.
2. Model number, including options. See "How To Build a Model Number".
3. Any special service required.

Note: • The ☐ indicates that a choice is required.
- The absence of the ☐ indicates that no choice is required.
- Alpha-numeric characters in place of ☐ indicate that no other alternatives are available.

HOW TO BUILD A MODEL NUMBER

Ⓐ Select basic model.

SPECIAL SERVICES

Special Carton Marking

With specially marked information N/C

Shipping

Ships **knocked down, FOB Bonduel, WI 54107, freight prepaid.** Freight class 85.

Specifications and prices are subject to change without prior notice.

	MODEL	MODEL NUMBER Basic Model	MODEL NUMBER PowerUp Module Color	Approx. Packaged Weight	Delivered Pricing
 HRDPT	**Activ8® Power-Up Module** • Duplex receptacles provide 2 outlets • Power module provides 15 amp power • Up to 8 modules may be used per infeed per UL Standard 962 • Modules may be connected (reconnected in any order without sequential keying) • Attached cord is approximately 12” • Data tree is provided to allow data jacks to be inserted in the module • Jumpers ordered separately	AC8PUM	□□	1.0#	$ 261
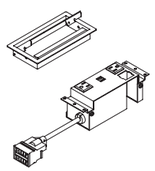 HRDPT	**Activ8® Villa Power Module with Metal Cover** • Duplex receptacles provide 2 outlets, 2 USB-A charging ports, 1 open data port with data tree • Power module provides 15 amp power • Up to 8 modules may be used per infeed per UL Standard 962 • Modules may be connected (reconnected in any order without sequential keying) • Attached cord is approximately 12” • Data tree is provided to allow data jacks to be inserted in the module • Jumpers ordered separately • Villa Power Module cannot be installed in LH or RH cutouts of Connection Zone powered single-sided tables	AC8VMC	□□	3.0#	$ 553

Ⓐ Ⓑ

HOW TO ORDER

Indicate the following information on order form:
1. Quantity of each item.
2. Model number, including options. See “How To Build a Model Number”.
3. Any special service required.

Note: • The □ indicates that a choice is required.
- The absence of the □ indicates that no choice is required.
- Alpha-numeric characters in place of □ indicate that no other alternatives are available.

HOW TO BUILD A MODEL NUMBER

Ⓐ Select basic model.

Ⓑ Select module color.
Refer to the **Product Color Options** page in this price list.

SPECIAL SERVICES

Special Carton Marking

With specially marked information N/C

Shipping

Ships **knocked down, FOB Bonduel, WI 54107, freight prepaid.** Freight class 85.

Specifications and prices are subject to change without prior notice.

Activ8® System

	MODEL	L	MODEL NUMBER Basic Model	Approx. Packaged Weight	Delivered Pricing
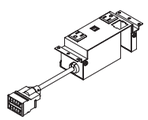 HRDPT	**Activ8® Villa Power Module without Cover** • Duplex receptacles provide 2 outlets, 2 USB-A charging ports, 1 open data port with data tree • Power module provides 15 amp power • Up to 8 modules may be used per infeed per UL Standard 962 • Modules may be connected (reconnected in any order without sequential keying) • Attached cord is approximately 12” • Data tree is provided to allow data jacks to be inserted in the module • For use on tables with existing KI grommets • Jumpers ordered separately • Villa Power Module cannot be installed in LH or RH cutouts of Connection Zone powered single-sided tables		AC8VMN	2.0#	$ 468
HRDPT	**Activ8® Jumper** • For Connection Zone and Trellis, refer to their Planning Guides for size recommendations	29” 53” 77”	AC8JP.29 AC8JP.53 AC8JP.77	1.0# 1.0# 1.0#	$ 88 104 120

Ⓐ

HOW TO ORDER

Indicate the following information on order form:
1. Quantity of each item.
2. Model number, including options. See “How To Build a Model Number”.
3. Any special service required.

Note: • The ☐ indicates that a choice is required.
- The absence of the ☐ indicates that no choice is required.
- Alpha-numeric characters in place of ☐ indicate that no other alternatives are available.

HOW TO BUILD A MODEL NUMBER

Ⓐ Select basic model.

SPECIAL SERVICES

Special Carton Marking

With specially marked information N/C

Shipping

Ships **knocked down, FOB Bonduel, WI 54107, freight prepaid.** Freight class 85.

Specifications and prices are subject to change without prior notice.

1330 Bellevue Street
P.O. Box 8100
Green Bay, WI 54308-8100
800.424.2432
ki.com

KI and Furnishing Knowledge are registered
trademarks of Krueger International, Inc.

© 2020 Krueger International, Inc.
All Rights Reserved.
Code KI-PLW-000457/KI/PDF

Furnishing Knowledge®

2022 EVOKE PRICE LIST

10/03/2022



SOLID PANELS

LIST PRICE PER PANEL



CEILING HEIGHT UP TO 9'0"

Product No.	Module	
E11/48/108/C1	43" - 48"	$2,854.57
E11/42/108/C1	37" - 42"	$2,752.54
E11/36/108/C1	31" - 36"	$2,737.11
E11/30/108/C1	25" - 30"	$2,693.32
E11/24/108/C1	19" - 24"	$2,585.24
E11/18/108/C1	13" - 18"	$2,127.36
E11/12/108/C1	8" - 12"	$1,863.82



CEILING HEIGHT UP TO 10'0"

E11/48/120/C1	43" - 48"	$3,031.56
E11/42/120/C1	37" - 42"	$2,928.65
E11/36/120/C1	31" - 36"	$2,911.87
E11/30/120/C1	25" - 30"	$2,867.21
E11/24/120/C1	19" - 24"	$2,740.97
E11/18/120/C1	13" - 18"	$2,211.61
E11/12/120/C1	8" - 12"	$1,939.37

SPECIFICATIONS:

For actual panel sizes in between the above modules, use the price of the next highest standard module.
Prices are for the complete panel, including base, ceiliing channel and trim.
Prices do not include any corner, 3-way or wall post connections. Refer to page 3 for pricing.

FINISHES:

Panel Shell: Standard KI Powdercoat Colors
Ceiling Trim & Base covers: KI Standard Powdercoat Colors

COMPONENTS

CEILING HEIGHT UP TO 9'0"

Product No.	Description	LIST PRICE PER COMPONENT
EDP3/C1	Evoke 3-Way Post	$571.60
EDP4/C1	Evoke 4-Way Post	$470.36
EDPC/C1	Evoke Corner Post	$486.52
EDPE1/C1	Evoke End Post	$335.72
EFG	Evoke Wall Start Gasket	$11.99
EDL3/C1	Evoke to Lightline 3-Way Post	$529.76
EDLC/C1	Evoke to Lightline Corner Post	$370.34
EDLI/C1	Evoke to Lightline Inline Post	$357.35
EF1/C1	Evoke Filler Panel	$2,834.72
UCON	Universal Connectors Milled	$54.09

FINISHES: KI Standard Powdercoat Colors

OPTIONS:		UPCHARGE - LIST PRICE PER PANEL
	Erasable Steel Markerboard Shell	$143.60
	Single Duplex Electrical Box w/ Conduit	$734.75
	Double Duplex Electrical Box w/ Conduit	$736.98
	Single Data Box w/ Conduit	$734.75
	Lightswitch Electrical Box w/ Conduit in Panel Shell	$734.75

TERMS & CONDITIONS

Terms of Sale
All prices are valid through December 31, 2022

Prices do not include sales or any other taxes, storage or insurance charges, or charges for special packing, handling and transportation methods required by the customer.

Payment terms are net 30 days.

Sales Policy
Possession of this price list does not constitute authority to purchase and/or sell products contained herein.

Acknowledgements
Every order is acknowledged. Orders will be manufactured and invoiced based upon the information on the acknowledgement. If there is any discrepancy, please notify KI immediately. Orders are accepted by KI per terms of the acknowledgement.

Change Orders or Cancellations
Orders entered and acknowledged cannot be changed without KI's consent. Revisions to the order quantity or the product specifications may be acceptable provided they occur before the order is processed for material purchases and production. For changes or cancellations after manufacturing has started, the customer is responsible for all costs incurred, up to 100% of the order value.

Installation
Installation is not included.

Freight Terms
Freight terms are F.O.B. New York, NY and based on full truck load quantities (approximately 320 LNF). Less than full truck loads will be subject to additional freight charges. Less than 10 panel orders will be subject to a $275.00 crating charge.
Loads delivering to New York City will be subject to additional charges.
KI reserves the rights to select the "best way" shipping method and means.

Shipment Damage or Shortage
All merchandise is packed to comply with carrier requirements. All shipments should be carefully inspected by the consignee before acceptance, and the delivering carrier should be requested to record any damage or shortage.

If further damage is found after delivery, immediate inspection by the delivering carrier should be requested. Notification of concealed damages must be made to the delivering carrier within 15 days after delivery of the merchandise. Carrier liability ceases after 15 days.

In addition to being noted on the carrier bill of lading, any shortage must be reported in writing to KI within 3 days of receipt of shipment. Claims for missing materials cannot be honored after that time period.

Warranty
Subject to the limitations set forth below, KI warrants the Evoke Wall panels, glazed units, door frames and related components to be without defects in material or workmanship for a period of five (10) years from the date of delivery. Wood veneer wrapped parts shall be without defects in material or workmanship for a period of five (5) years from the date of delivery. During this warranty period, KI will repair or replace, at KI's exclusive option, alleged defective merchandise. Wood doors are warranted for (10) years from the date of installation, subject to the manufacturer's instructions and exclusions.

This warranty does not cover defects or damage resulting from accidents, misuse, improper installation and relocation methods or transfer to storage. Vinyl and textile wall coverings, plastic laminates, and wood veneer finishes are not warranted against fading or wearing, or if improperly cleaned or treated by the customer of by others.

The warranty provided in this policy extends only to the KI customer which is defined as the purchaser of products initially and directly from KI or authorized KI dealers. The warranty does not extend to any third party that obtains, acquires or purchases KI products from a KI customer.

KI makes no other warranty with regard to any item manufactured by it, whether express or implied.

All inquiries and correspondence should be directed to:

KI - Architectural Walls
1330 Bellevue Street
Green Bay, WI 54302

Phone: (920) 468-2754
Fax: (920) 468-2743
Telex: TWX-910-263-1288

2022 GENIUS PRICE LIST
10/03/2022



Genius Wall

SOLID PANELS



CEILING HEIGHT UP TO 9'0"

LIST PRICE PER PANEL

Product No.	Module	Finish	
		Powdercoat	Fabric
Q11/60/108	55" - 60"	$3,462.68	$3,427.51
Q11/54/108	49" - 54"	$3,449.10	$3,413.93
Q11/48/108	43" - 48"	$2,914.00	$3,058.78
Q11/42/108	37" - 42"	$2,800.61	$2,945.39
Q11/36/108	31" - 36"	$2,760.78	$2,905.56
Q11/30/108	25" - 30"	$2,670.61	$2,815.39
Q11/24/108	19" - 24"	$2,127.73	$2,270.05
Q11/18/108	13" - 18"	$2,070.11	$2,212.43
Q11/12/108	7" - 12"	$1,745.70	$1,988.76

CEILING HEIGHT UP TO 10'0"



Q11/60/120	55" - 60"	$3,549.85	$3,559.87
Q11/54/120	49" - 54"	$3,535.30	$3,545.33
Q11/48/120	43" - 48"	$3,091.31	$3,245.29
Q11/42/120	37" - 42"	$2,976.95	$3,130.93
Q11/36/120	31" - 36"	$2,936.16	$3,090.14
Q11/30/120	25" - 30"	$2,835.17	$2,989.15
Q11/24/120	19" - 24"	$2,238.66	$2,385.58
Q11/18/120	13" - 18"	$2,175.68	$2,322.59
Q11/12/120	7" - 12"	$1,816.68	$2,073.34

SPECIFICATIONS:

For actual panel sizes in between the above modules, use the price of the next highest standard module.
Prices are for the complete panel, including base, ceiliing channel and recessed connectors.
Prices do not include any corner, 3-way or wall post connections. Refer to page 6 for pricing.

FINISHES:

Paint: Standard KI Genius powdercoat colors
Fabric: KI Grade 1
Ceiling Trim & Base covers: KI Genius Standard Powdercoat colors
Recessed Panel Connectors: KI Genius Standard Colors

GLASS PANELS



CEILING HEIGHT UP TO 9'0"

Product No.	Module	LIST PRICE PER PANEL
XF/60/108	55" - 60"	$2,324.37
XF/54/108	49" - 54"	$2,262.47
XF/48/108	43" - 48"	$2,097.58
XF/42/108	37" - 42"	$1,935.85
XF/36/108	31" - 36"	$1,841.78
XF/30/108	25" - 30"	$1,748.97
XF/24/108	19" - 24"	$1,655.56
XF/18/108	13" - 18"	$1,568.60
XF/12/108	9" - 12"	$1,478.24
XF/08/108	7" - 8"	$1,429.82



CEILING HEIGHT UP TO 10'0"

XF/60/120	55" - 60"	$2,433.90
XF/54/120	49" - 54"	$2,365.13
XF/48/120	43" - 48"	$2,193.37
XF/42/120	37" - 42"	$2,059.35
XF/36/120	31" - 36"	$1,923.80
XF/30/120	25" - 30"	$1,824.12
XF/24/120	19" - 24"	$1,723.83
XF/18/120	13" - 18"	$1,630.00
XF/12/120	9" - 12"	$1,532.76
XF/08/120	7" - 8"	$1,479.75

SPECIFICATIONS:

For actual panel sizes in between the above modules, use the price of the next highest standard module.
Prices are for the complete panel, including base, ceiliing channel and recessed connectors.
Prices do not include any corner, 3-way or wall post connections. Refer to page 6 for pricing.

FINISHES:

Glass: 1/4" Clear Tempered Glass
Ceiling Trim & Base covers: KI Genius Standard Powdercoat colors
Recessed Panel Connectors: KI Genius Standard Colors

SOLID/GLASS PANELS

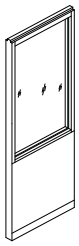

CEILING HEIGHT UP TO 9'0"

LIST PRICE PER PANEL

Product No.	Module	Finish	
		Powdercoat	Fabric
QX/60/108	55" - 60"	$3,511.95	$3,567.18
QX/54/108	49" - 54"	$3,461.56	$3,516.79
QX/48/108	43" - 48"	$3,076.77	$3,221.98
QX/42/108	37" - 42"	$2,926.55	$3,071.75
QX/36/108	31" - 36"	$2,834.30	$2,979.50
QX/30/108	25" - 30"	$2,727.46	$2,872.66
QX/24/108	19" - 24"	$2,393.28	$2,535.84
QX/18/108	13" - 18"	$2,304.14	$2,446.70
QX/12/108	9" - 12"	$2,079.73	$2,272.66
QX/08/108	7" - 8"	$2,034.25	$2,227.18

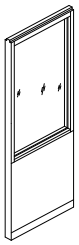

CEILING HEIGHT UP TO 10'0"

QX/60/120	55" - 60"	$4,376.85	$4,209.87
QX/54/120	49" - 54"	$4,328.64	$4,161.66
QX/48/120	43" - 48"	$3,740.73	$3,753.70
QX/42/120	37" - 42"	$3,592.69	$3,605.66
QX/36/120	31" - 36"	$3,502.61	$3,515.58
QX/30/120	25" - 30"	$3,388.10	$3,401.07
QX/24/120	19" - 24"	$2,810.98	$2,887.40
QX/18/120	13" - 18"	$2,719.63	$2,796.05
QX/12/120	9" - 12"	$2,367.54	$2,544.70
QX/08/120	7" - 8"	$2,323.52	$2,500.68

SPECIFICATIONS:

For actual panel sizes in between the above modules, use the price of the next highest standard module.
Prices are for the complete panel, including base, ceiliing channel and recessed connectors.
Prices do not include any corner, 3-way or wall post connections. Refer to page 6 for pricing.

FINISHES:

Glass: 1/4" Clear Tempered Glass
Paint: Standard KI Genius powdercoat colors
Fabric: KI Grade 1
Ceiling Trim & Base covers: KI Genius Standard Powdercoat colors
Recessed Panel Connectors: KI Genius Standard Colors

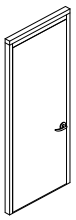

FULL-HEIGHT DOORS **LIST PRICE PER DOOR UNIT**

Product No.		
YPF/41/108	9' Ceiling Height	$7,585.62
YPF/41/120	10' Ceiling Height	$9,024.95



TRANSOM-HEIGHT DOORS - 1/4" Clear Tempered Glass

Product No.		
YPT/41/108	9' Ceiling Height	$6,870.97
YPT/41/120	10' Ceiling Height	$6,958.15

SPECIFICATIONS:

Prices are for the complete door unit, including the frame, wood door leaf, pivot hardware, reversible strike plate and factory mortising for lock or passage sets provided by others. Refer to page 6 for optional hardware.
Doors are 1 3/4" thick solid core bullnose pivot-hung.

FINISHES:

Door Leaf Veneer: Walnut, Flat Cut
Door Leaf Finish: Clear Factory Finish
Door Frames: KI Genius standard Powdercoat colors
Recessed Panel Connectors: KI Genius Standard Colors

COMPONENTS & HARDWARE

CEILING HEIGHT UP TO 10'0" **LIST PRICE PER COMPONENT**

Product No.	Description	
GWP4	Wall Post, standard	$797.29
GFMC	Corner Post, standard	$467.86
GFM2	2-way Post, furniture module	$462.13
GFM3	3-way Post, furniture module	$537.76
GFM4	4-way Post, furniture module	$530.60
BME	End Post	$320.54
Optional Hardware:		
38.13.3998	Schlage ALX10 Rhodes Passage Set	$492.87
38.13.4004	Schlage ALX50P6 Rhodes Lock Set	$648.52
38.13.4025	Ives #61-92, base mount	$7.22
38.13.4028	Ives #436 US26D, floor mount	$14.13
Optional Electrical:		
LSP	Lightswitch post next to door frame	$506.50
GHBC	Box, Cutout, Conduit	$305.00

TERMS & CONDITIONS

Terms of Sale
All prices are valid through December 31, 2022

Prices do not include sales or any other taxes, storage or insurance charges, or charges for special packing, handling and transportation methods required by the customer.

Payment terms are net 30 days.

Sales Policy
Possession of this price list does not constitute authority to purchase and/or sell products contained herein.

Acknowledgements
Every order is acknowledged. Orders will be manufactured and invoiced based upon the information on the acknowledgement. If there is any discrepancy, please notify KI immediately. Orders are accepted by KI per terms of the acknowledgement.

Change Orders or Cancellations
Orders entered and acknowledged cannot be changed without KI's consent. Revisions to the order quantity or the product specifications may be acceptable provided they occur before the order is processed for material purchases and production. For changes or cancellations after manufacturing has started, the customer is responsible for all costs incurred, up to 100% of the order value.

Installation
Installation is not included.

Freight Terms
Freight terms are F.O.B. New York, NY and based on full truck load quantities (approximately 320 LNF). Less than full truck loads will be subject to additional freight charges. Less than 10 panel orders will be subject to a $275.00 crating charge.
Loads delivering to New York City will be subject to additional charges.
KI reserves the rights to select the "best way" shipping method and means.

Shipment Damage or Shortage
All merchandise is packed to comply with carrier requirements. All shipments should be carefully inspected by the consignee before acceptance, and the delivering carrier should be requested to record any damage or shortage.

If further damage is found after delivery, immediate inspection by the delivering carrier should be requested. Notification of concealed damages must be made to the delivering carrier within 15 days after delivery of the merchandise. Carrier liability ceases after 15 days.

In addition to being noted on the carrier bill of lading, any shortage must be reported in writing to KI within 3 days of receipt of shipment. Claims for missing materials cannot be honored after that time period.

Warranty
Subject to the limitations set forth below, KI warrants the Genius Wall panels, glazed units, door frames and related components to be without defects in material or workmanship for a period of five (10) years from the date of delivery. Wood veneer wrapped parts shall be without defects in material or workmanship for a period of five (5) years from the date of delivery. During this warranty period, KI will repair or replace, at KI's exclusive option, alleged defective merchandise. Wood doors are warranted for (10) years from the date of installation, subject to the manufacturer's instructions and exclusions.

This warranty does not cover defects or damage resulting from accidents, misuse, improper installation and relocation methods or transfer to storage. Vinyl and textile wall coverings, plastic laminates, and wood veneer finishes are not warranted against fading or wearing, or if improperly cleaned or treated by the customer of by others.

The warranty provided in this policy extends only to the KI customer which is defined as the purchaser of products initially and directly from KI or authorized KI dealers. The warranty does not extend to any third party that obtains, acquires or purchases KI products from a KI customer.

KI makes no other warranty with regard to any item manufactured by it, whether express or implied.

All inquiries and correspondence should be directed to:

KI - Architectural Walls
1330 Bellevue Street
Green Bay, WI 54302

Phone: (920) 468-2754
Fax: (920) 468-2743
Telex: TWX-910-263-1288

2022 LIGHTLINE PRICE LIST

10/03/2022



GLASS PANELS

CEILING HEIGHT UP TO 9'0"



Product No.	Module	LIST PRICE PER PANEL
Standard Glass Panels		
NBG/48/108	43" - 48"	$2,546.73
NBG/42/108	37" - 42"	$2,423.34
NBG/36/108	31" - 36"	$1,989.89
NBG/30/108	25" - 30"	$1,865.19
NBG/24/108	19" - 24"	$1,719.36
NBG/18/108	13" - 18"	$1,595.97
NBG/12/108	12"	$1,469.83

CEILING HEIGHT UP TO 10'0"



NBG/48/120	43" - 48"	$2,674.89
NBG/42/120	37" - 42"	$2,537.38
NBG/36/120	31" - 36"	$2,089.81
NBG/30/120	25" - 30"	$1,950.99
NBG/24/120	19" - 24"	$1,791.05
NBG/18/120	13" - 18"	$1,653.54
NBG/12/120	12"	$1,513.28

SPECIFICATIONS:

For actual panel sizes in between the above modules, use the price of the next highest standard module.
Prices are for the complete panel, including base, ceiliing channel and dry seal glazing gaskets.
Prices do not include any corner, 3-way or wall post connections. Refer to page 3 for pricing.

FINISHES:

Glass: 1/2" Clear Tempered Glass
Ceiling Trim & Base covers: KI Lightline Standard Powdercoat colors

DOOR UNITS

LIST PRICE PER DOOR UNIT



GLASS PIVOT DOORS

FULL-HEIGHT UP TO 108" CEILING HEIGHT LUP/108/43.5/GLAS/C1	$6,183.70
FULL-HEIGHT UP TO 120" CEILING HEIGHT LUP/120/43.5/GLAS/C1	$7,016.57



GLASS SLIDING DOORS

FULL-HEIGHT UP TO 108" CEILING HEIGHT LUS/108/43.5/GLAS/C1	$7,773.21
FULL-HEIGHT UP TO 120" CEILING HEIGHT LUS/120/43.5/GLAS/C1	$7,883.98



WOOD PIVOT DOORS

FULL-HEIGHT UP TO 108" CEILING HEIGHT LUP/108/43.5/WOOD/C1	$8,959.50
FULL-HEIGHT UP TO 120" CEILING HEIGHT LUP/120/43.5/WOOD/C1	$11,056.00



WOOD SLIDING DOORS

FULL-HEIGHT UP TO 108" CEILING HEIGHT LUS/108/43.5/WOOD/C1	$10,913.86
FULL-HEIGHT UP TO 120" CEILING HEIGHT LUS/120/43.5/WOOD/C1	$13,009.29

SPECIFICATIONS:

Prices are for the complete door unit, including the frame, door leaf, all pivot & sliding hardware, and factory mortising with locksets.
Glass doors are 1/2" tempered glass.
Wood doors are 1 3/4" thick solid core bullnose pivot-hung.

FINISHES:

Glass Door Leaf: 1/2" Clear Tempered Glass
Wood Door Leaf Veneer: Walnut, Flat Cut. Clear Factory Finish
Door Frames: KI Genius Standard Powdercoat Colors

HARDWARE:

Glass Pivot Door - Schlage ALX50P6 626 Lockset. Ives FS436 Stop. Pivot Hinges.
Glass Sliding Door - Forms & Surfaces DT611-12"-US32D Pulls. Soft Stop Sliding Mechanism. KI Lock.
Wood Pivot Door - Schlage ALX50P6 626 Lockset. Ives FS436 Stop. Pivot Hinges.
Wood Sliding Door - Forms & Surfaces DT611-12"-US32D Pulls. Soft Stop Sliding Mechanism. KI Lock.

COMPONENTS

CEILING HEIGHT UP TO 9'0" **LIST PRICE PER COMPONENT**

Product No.	Description	
PWST/C1	Starter Wallpost	$375.79
PWP2/C1	Starter U-Channel	$268.79
PLEP/C1	End Post	$278.33
PAWSP/45/C1	Angled Wall Start Post	$799.39
PGPT/C1	Lightline to Genius Inline Post	$172.73
EDPCL/C1	Universal Post - Lightline Demising	$406.23
EDPGC/C1	Universal Post - Genius Demising	$371.77
EDPDC/C1	Universal Post - Drywall Demising	$784.88

FINISHES:

KI Lightline Standard Powdercoat colors

TERMS & CONDITIONS

Terms of Sale
All prices are valid through December 31, 2022

Prices do not include sales or any other taxes, storage or insurance charges, or charges for special packing, handling and transportation methods required by the customer.

Payment terms are net 30 days.

Sales Policy
Possession of this price list does not constitute authority to purchase and/or sell products contained herein.

Acknowledgements
Every order is acknowledged. Orders will be manufactured and invoiced based upon the information on the acknowledgement. If there is any discrepancy, please notify KI immediately. Orders are accepted by KI per terms of the acknowledgement.

Change Orders or Cancellations
Orders entered and acknowledged cannot be changed without KI's consent. Revisions to the order quantity or the product specifications may be acceptable provided they occur before the order is processed for material purchases and production. For changes or cancellations after manufacturing has started, the customer is responsible for all costs incurred, up to 100% of the order value.

Installation
Installation is not included.

Freight Terms
Freight terms are F.O.B. New York, NY and based on full truck load quantities (approximately 320 LNF). Less than full truck loads will be subject to additional freight charges. Less than 10 panel orders will be subject to a $275.00 crating charge.
Loads delivering to New York City will be subject to additional charges.
KI reserves the rights to select the "best way" shipping method and means.

Shipment Damage or Shortage
All merchandise is packed to comply with carrier requirements. All shipments should be carefully inspected by the consignee before acceptance, and the delivering carrier should be requested to record any damage or shortage.

If further damage is found after delivery, immediate inspection by the delivering carrier should be requested. Notification of concealed damages must be made to the delivering carrier within 15 days after delivery of the merchandise. Carrier liability ceases after 15 days.

In addition to being noted on the carrier bill of lading, any shortage must be reported in writing to KI within 3 days of receipt of shipment. Claims for missing materials cannot be honored after that time period.

Warranty
Subject to the limitations set forth below, KI warrants the Architectural Wall panels, glazed units, door frames and related components to be without defects in material or workmanship for a period of five (10) years from the date of delivery. Wood veneer wrapped parts shall be without defects in material or workmanship for a period of five (5) years from the date of delivery. During this warranty period, KI will repair or replace, at KI's exclusive option, alleged defective merchandise. Wood doors are warranted for (10) years from the date of installation, subject to the manufacturer's instructions and exclusions.

This warranty does not cover defects or damage resulting from accidents, misuse, improper installation and relocation methods or transfer to storage. Vinyl and textile wall coverings, plastic laminates, and wood veneer finishes are not warranted against fading or wearing, or if improperly cleaned or treated by the customer of by others.

The warranty provided in this policy extends only to the KI customer which is defined as the purchaser of products initially and directly from KI or authorized KI dealers. The warranty does not extend to any third party that obtains, acquires or purchases KI products from a KI customer.

KI makes no other warranty with regard to any item manufactured by it, whether express or implied.

All inquiries and correspondence should be directed to:

KI - Architectural Walls
1330 Bellevue Street
Green Bay, WI 54302

Phone: (920) 468-2754
Fax: (920) 468-2743
Telex: TWX-910-263-1288

DIEM™ TASK SEATING

PRICE LIST

December 18, 2019

Updated December 6, 2021

800.424.2432

Contents

Refer to KI Terms & Conditions document or visit ki.com.

Contents

Refer to KI Terms & Conditions document or visit ki.com.

Ordering C.O.M., C.O.L., and C.O.V.

Bonduel, Green Bay, Ontario, and Tupelo and Shipping Location 3

Diem™

General Information 4

Product Color Options 9

Task Chairs 10

Task Stools 12

Ordering COM, COL and COV
Information

Ordering COM, COL and COV
Information

How to Specify C.O.M. Upholstery
Textile designs often have intricate patterns. Not all individuals will interpret fabric direction in the same manner.

As a standard procedure, KI cuts fabrics off the roll in a horizontal fashion as shown in Diagram A at the right. By cutting in this fashion, most waste is eliminated. Our requirements for yardage in this book are based on this type of cutting. When directional or patterned fabrics are used, they often require more yardage than solid colors.

By providing KI with a completely filled-out copy of the form on this page, we will be able to expedite your order. We find it particularly helpful with directional or patterned upholstery material. It is critical that copies of this form accompany test quantities as well as production quantities of C.O.M.

C.O.M. must be supplied in continuous yardage.

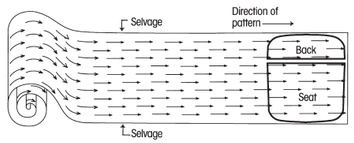

C.O.M., C.O.L. and C.O.V. Testing
KI will require for testing actual yardage to upholster one chair. The testing requirements depend on which chair you have selected on your order.

Test samples will be applied to the order and will be held for 6 months if needed. After 6 months, the sample can no longer be applied to your order. For all products to be tested, send test samples for approval to:

KI
Attn: C.O.M. Specialist
1687 Westminster Drive, Gate 3
Green Bay WI 54302

To expedite the procedure, attach a copy of the "C.O.M. Information Form" on this page.

All C.O.M., C.O.L. and C.O.V. must be labeled with the purchase order number.

C.O.M., C.O.L. and C.O.V. Production
Customer's fabrics and leathers must be approved prior to acceptance for production. Upon test approval, a 1' square sample swatch of upholstery material must accompany the order. KI assumes no responsibility for wear, defects or performance of customer's own fabrics, vinyl or leather. C.O.M., C.O.L. and C.O.V. orders are available on a deferred delivery basis.

Orders for production of C.O.M., C.O.L. and C.O.V. upholstered products are not scheduled for processing until upholstery material is received. Upon receipt, KI will provide an acknowledgement and an estimated shipping date.

KI recommends that leather be ordered in yardage. Leather must be usable. The outer edges cannot be calculated as square feet or yardage.

The C.O.M., C.O.L. and C.O.V. yardage requirements accompanying products in the pricing section are for 10 chairs/seats or less, 54" wide nondirectional material. On larger orders, less material is required.

For exact production yardage requirements, call 1-800-424-2432, ext. 2707.

C.O.M., C.O.L. and C.O.V. Order Processing
For products shipped from Green Bay, WI facility, ship upholstery material to:

KI
Attn: C.O.M. Storage
1687 Westminster Drive, Gate 3
Green Bay, WI 54302

T

For products shipped from Bonduel, WI facility, ship material to:

KI
Attn: C.O.M. Storage
204 West South Street
Bonduel, WI 54107

For products shipped from Ontario, CA facility , ship material to:

Avail/Impress/Kismet/Medical & Laboratory Stools/Pilot
Attn: C.O.M. Storage
1110 S. Mildred Ave.
Ontario, CA 91761

Intricate Patterns
In the event of specific requirements for positioning of intricate patterns or pattern repeats on seats and backrests, provide a sketch noting requirements, as in Diagram B, along with materials for testing, and with the order.

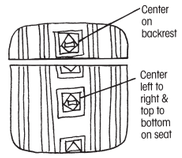

Diagram B

Treated Materials
If C.O.M. requires processing such as Scotchgard® or acrylic backing, it often shrinks. To prevent delays in delivery or back ordering due to shrinkage, please have your processor remeasure after processing and assure adequate yardage shipment.

Split Orders
If a portion of the shipment which does not require C.O.M., C.O.L. or C.O.M. applications is to be processed and shipped early, KI will enter the order immediately at your request. These split shipments are subject to minimum order changes.

Excess Upholstery Material
KI will dispose of excess upholstery material at the time of shipment unless expressly requested to return it with the product shipment.

Cancelled or Changed Orders
KI assumes no responsibility for extra C.O.M., C.O.L. or C.O.V. material due to a change of upholstery or cancellation of an order. It is the customer's responsibility to arrange for return of this material.

Contact the C.O.M. Specialist at 1-800-424-2432, ext. 2707, with questions or to verify a split order.

C.O.M., C.O.L and C.O.V. Information Form

A copy of this form should accompany test requests and production orders. Please fill it out completely, and, if your order has been acknowledged, provide the acknowledgement number.

Purchasing Agent (Dealer or buying organization)

Attention

Address

City State Zip

Project Name

Type of seating and number of units of each type

Please see information below and check the appropriate box.

☐ Submitted for testing.

Purchase Order Number

☐ Test approved. Submitted for production.

KI Acknowledgement Number

In all instances, send this form to the C.O.M. Specialist.

☐ A Selvage Top and Bottom



☐ B Selvage Side and Side



C.O.M. SHIPPING LOCATION

Architectural Walls
- Evoke ..... MN
- Genius Walls ..... MN

Casegoods
- Aristotle Tackboards ..... MN
- Likha Tackboards ..... MN

Classroom Furniture
- Intellect Wave Chairs ..... GB
- Learn2 ..... GB
- Ruckus ..... GB

Desking
- 700 Series Desking ..... KP
- Balance Overheads ..... MN
- Genesis Desking ..... MN
- True Desking ..... KP
- Universal Overheads ..... MN
- WorkZone Desking ..... MN

Files & Storage
- 700 Series Pedestal Cushion ..... GB
- Connection Zone Pads ..... BW
- U-Series Pedestal Cushion ..... GB
- Tattoo ..... BW

Fixed Seating
- Concerto Auditorium Seating ..... BW
- Single Pedestal Seating ..... GB
- Jury Base Seating ..... GB
- Lancaster Auditorium Seating ..... BW
- Sequence Seating ..... GB
- University Seating ..... GB

Panel Systems
- All Terrain ..... KP
- Balance Overheads ..... MN
- System 3000 ..... MN
- Universal Overheads ..... MN
- Wireworks ..... MN
- Unite ..... MN

Residence Hall Furniture
- RoomScape Furniture ..... MN

Screens
- All Terrain ..... KP
- Connection Zone ..... BW
- True/Volition ..... KP
- Genesis ..... KP
- Tattoo ..... MN
- Universal ..... BW

Seating
- 400 Series Folding Chairs ..... BW
- 600 Series Folding Chairs ..... BW
- 600 Series Stools ..... BW
- Affina Collection ..... HN
- Altus Task Chairs ..... GB
- Apply Stack Chairs ..... GB
- Auditorium Folding Chairs ..... BW
- Calida Lounge Seating ..... HN
- Diem Task Chairs ..... OM
- Doni Collection ..... GB
- FourC Seating ..... GB
- Gladly Lounge Seating ..... VQ
- Grazie Seating ..... GB
- Hiatus Sleeper Bench ..... HN
- Hub Modular Lounge Seating ..... HN
- Impress Task Chairs ..... OM
- Impress Ultra Task Chairs ..... OM
- Jessa Lounge Seating ..... HN
- Jubilee Lounge Seating ..... VQ
- Katera Guest Chair ..... GB
- Kurv Benches ..... HN
- LaResta Day Beds ..... HN
- LimeLite ..... GB
- Lyra Lounge Seating ..... HN
- Maestro Stack Chairs ..... GB
- Matrix Stack Chairs ..... GB
- Medical & Laboratory Stools ..... OM
- MyPlace Lounge Seating ..... HN
- MyWay Seating ..... HN
- Oath Task Chairs and Stools ..... GB
- Opt4 ..... GB
- Pilot Task Chairs ..... OM
- Promenade Seating System ..... BW
- Ruckus ..... GB
- Sela Lounge Seating ..... HN
- Sift Task Chairs ..... GB
- Signia Task Chairs and Stools ..... OM
- Soltice Metal Collection ..... HN
- Soltice Multiple, Healthcare & Guest ..... HN
- Soltice II Healthcare Seating ..... HN
- Strive Multiple, Stack & Task ..... GB
- Sway ..... BW
- Tattoo ..... HN
- Torsion-on-the-Go! Nesting Chairs ..... GB
- Torsion Air Stack and Task Seating ..... GB
- Zoetry ..... HN

KI Manufacturing Sites - Customer's Own Material Shipment Manufacturing Site Addresses

BW
KI Bonduel
Attn: COM Storage
204 West South St.
Bonduel, WI 54107

HN
KI High Point
Attn: COM Storage
217 Feld Avenue
High Point, NC 27263

MN
KI Manitowoc
Attn: COM Storage
1400 S. 41st St.
Manitowoc, WI 54220

VQ
KI
Attn: COM Fabrics
6892 Marlin Circle
La Palma, CA 90623

GB
KI Green Bay
Attn: COM Storage
1687 Westminster Drive - Gate 3
Green Bay, WI 54302

KP
KI Pembroke
Attn: COM Storage
1000 Olympic Dr.
Pembroke, Ontario K8A6X7

OM
KI
Attn: COM Storage
1110 S. Mildred Ave.
Ontario, CA 91761

© 2022 Krueger International Inc. All Rights reserved. Code KI-FF-000059/KI/PDF/0822



Weight-Activated Task Chair, Armless (KIDE820)



Weight-Activated Task Chair, 1D Arms (KIDE82B)



Weight-Activated Task Chair, 4D Arms (KIDE82C)

Features			
Weight Activated	•	•	•
Seat Depth Adjustment:			
1D arm		•	
4D arm			•
General Dimensions			
Seat width	19-1/2"	19-1/2"	19-1/2"
Seat depth	17-1/2"	17-1/2"	17-1/2"
Seat height	17-1/2 - 22-1/4"	17-1/2 - 22-1/4"	17-1/2 - 22-1/4"
Back width	17-1/2"	17-1/2"	17-1/2"
Back height (above seat)	20-1/2"	20-1/2"	20-1/2"
Inside arm distance		18-1/2"	15-3/4" - 19-1/2"
Arm height (from floor)		24-1/2" - 32-3/4"	24-3/4" - 33-3/4"
Overall Dimensions			
Width	27"	27"	27"
Depth	27"	27"	27"
Height	38-3/4" - 43-1/2"	38-3/4" - 43-1/2"	38-3/4" - 43-1/2"
Base diameter	26"	26"	26"



Weight-Activated Task Chair with Seat Depth Adjustment, Armless (KIDE840)



Weight-Activated Task Chair with Seat Depth Adjustment, 1D Arms (KIDE84B)



Weight-Activated Task Chair with Seat Depth Adjustment, 4D Arms (KIDE84C)

Features			
Weight Activated	•	•	•
Seat Depth Adjustment:	•	•	•
1D arm		•	
4D arm			•
General Dimensions			
Seat width	19-1/2"	19-1/2"	19-1/2"
Seat depth	17-1/2" - 20"	17-1/2" - 20"	17-1/2" - 20"
Seat height	18-1/4" - 23"	18-1/4" - 23"	18-1/4" - 23"
Back width	17-1/2"	17-1/2"	17-1/2"
Back height (above seat)	20-1/2"	20-1/2"	20-1/2"
Inside arm distance		18-1/2"	15-3/4" - 19-1/2"
Arm height (from floor)		24-1/2" - 32-3/4"	24-3/4" - 33-3/4"
Overall Dimensions			
Width	27"	27"	27"
Depth	27"	27"	27"
Height	38-3/4" - 43-1/2"	38-3/4" - 43-1/2"	38-3/4" - 43-1/2"
Base diameter	26"	26"	26"

INFORMATION

Warranty
Refer to KI Terms & Conditions document or visit ki.com

Diem®
General Information



Weight-Activated Task Stool, Armless (KIDE920)



Weight-Activated Task Stool, 1D Arms (KIDE92B)



Weight-Activated Task Stool, 4D Arms (KIDE92C)

Features			
Weight Activated	•	•	•
Seat Depth Adjustment:			
1D arm		•	
4D arm			•
General Dimensions			
Seat width	19-1/2"	19-1/2"	19-1/2"
Seat depth	17-1/2"	17-1/2"	17-1/2"
Seat height	21-1/4" - 29-1/4"	21-1/4" - 29-1/4"	21-1/4" - 29-1/4"
Back width	17-1/2"	17-1/2"	17-1/2"
Back height (above seat)	20-1/2"	20-1/2"	20-1/2"
Inside arm distance		18-1/2"	15-3/4" - 19-1/2"
Arm height (from floor)		29" - 40-1/2"	29-1/4" - 41-1/2"
Overall Dimensions			
Width	27"	27"	27"
Depth	27"	27"	27"
Height	43-1/4" - 51-1/4"	43-1/4" - 51-1/4"	43-1/4" - 51-1/4"
Base diameter	26"	26"	26"



Weight-Activated Task Stool with Seat Depth Adjustment, Armless (KIDE940)



Weight-Activated Task Stool with Seat Depth Adjustment, 1D Arms (KIDE94B)



Weight-Activated Task Stool with Seat Depth Adjustment, 4D Arms (KIDE94C)

Features			
Weight Activated	•	•	•
Seat Depth Adjustment:	•	•	•
1D arm		•	
4D arm			•
General Dimensions			
Seat width	19-1/2"	19-1/2"	19-1/2"
Seat depth	17-1/2" - 20"	17-1/2" - 20"	17-1/2" - 20"
Seat height	22" - 30"	22" - 30"	22" - 30"
Back width	17-1/2"	17-1/2"	17-1/2"
Back height (above seat)	20-1/2"	20-1/2"	20-1/2"
Inside arm distance		18-1/2"	15-3/4" - 19-1/2"
Arm height (from floor)		29" - 40-1/2"	29-1/4" - 41-1/2"
Overall Dimensions			
Width	27"	27"	27"
Depth	27"	27"	27"
Height	43-1/4" - 51-1/4"	43-1/4" - 51-1/4"	43-1/4" - 51-1/4"
Base diameter	26"	26"	26"

INFORMATION

Warranty
Refer to KI Terms & Conditions document or visit ki.com

Diem®
General Information

Diem - sensible seating for every day



(1D detail)

A. Backrest has poly frame and elastomeric mesh for long-term stretch and support day after day - in Black, Grey or White.

B. Weight-activated back tilt moves freely or locks in 3 positions.

C. Adjustable arms support forearms and keep shoulders relaxed - 4D arm (arm height and width adjustable; plus arm pad moves forward/backward, side-to-side and pivots) or 1D arm (height adjustable) - armless also available.

D. Seat cushion - 3.5" thick, highly resilient molded foam with contoured curves provides impressive comfort.

E. Seat depth (optional) adjusts 2.5" to prevent pressure on knee backs.

F. Seat height adjusts from 17.5 to 22.25" to accommodate people of all sizes (add 0.75" with optional seat depth adjustment).

G. 26" diameter, glass-reinforced nylon, five-star base in Black (optional Polished Aluminum base).

H. 55mm dual-surface casters are designed for use on both hard floor and carpet surfaces.

I. Stool has adjustable height (22"-30" range). 18" diameter chrome footring.

Tested to 300 pound weight rating. 15-year warranty.

TECHNICAL SPECIFICATIONS

Mechanism
A weight-activated mechanism passively adjusts backrest tilt tension based on occupant weight. The mechanism is made of stamped steel with a black plastic trim cover. One lever operates the height-adjust cylinder and a second lever allows the backrest tilt mechanism to move freely, or locks it in one of four positions.

Seat
Plywood seat board with $3^{1}/_{2}$" thick molded urethane foam is upholstered using a drawstring method. Optional seat depth adjustment range of 2.5".

Backrest
Reinforced nylon frame with mesh insert. Backrest frame and mesh are available in black, grey or white.

Base
Chair and stool have an injection-molded, glass-reinforced black nylon 5-blade base or a polished die-cast aluminum 5-blade base. Standard chair cylinder available in Black or Chrome. Standard stool cylinder available in Chrome only.

Casters
Casters are 55 mm O.D., double-wheel high-impact thermoplastic, and are designed for use on both commercial carpet and hard floors.

Foot Ring
Task stools are equipped with an adjustable-height foot ring with black, die-cast aluminum hub and spokes, with an 18" diameter chrome-plated tubular steel ring.

Arms
Optional height-adjustable arms are molded in black reinforced plastic with molded black polyurethane arm caps. Armrests mount directly to the seat board.

1D Arms
1D Arms are height-adjustable with a range of $3^{1}/_{4}$".

4D Arms
4D Arms are two-way adjustable, by width and height. Forward-slanting arms with ergonomic, maximum mobility arm top (button-activated and lockable arm pad; 1" side-to-side, 2" forward and back, and pivoting). Adjustable-height range of $4^{1}/_{4}$". Adjustable width range of $1^{3}/_{4}$" per side.

Diem Weight-Activated Task Chairs



KIDE820



KIDE82B



KIDE82C

Diem Weight-Activated Task Chairs with Seat Depth Adjustment

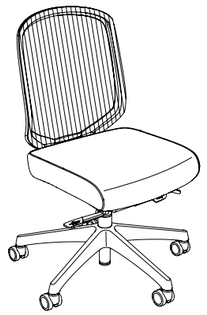

KIDE840



KIDE84B



KIDE84C

Diem Weight-Activated Task Stools



KIDE920



KIDE92B



KIDE92C

Diem Weight-Activated Task Stools with Seat Depth Adjustment



KIDE940



KIDE94B



KIDE94C

Diem Armless Task Chair

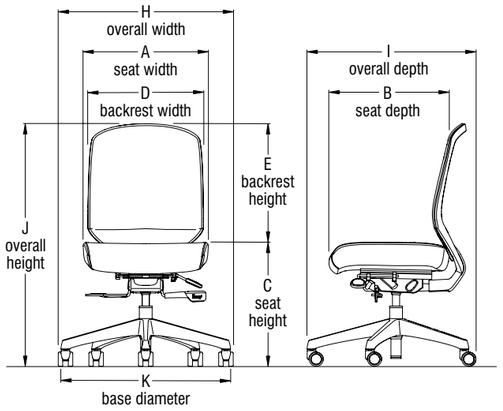

Diem Task Arm Chair - 1D Arms

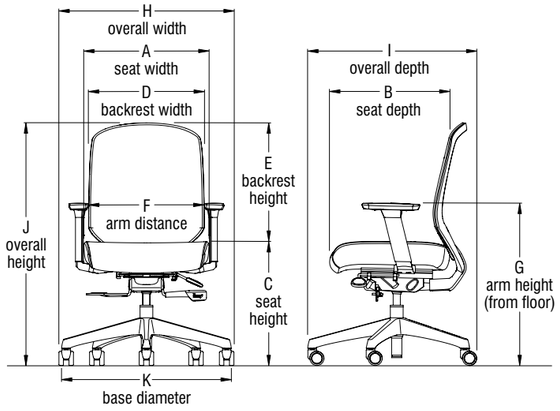

Diem Task Arm Chair - 4D Arms

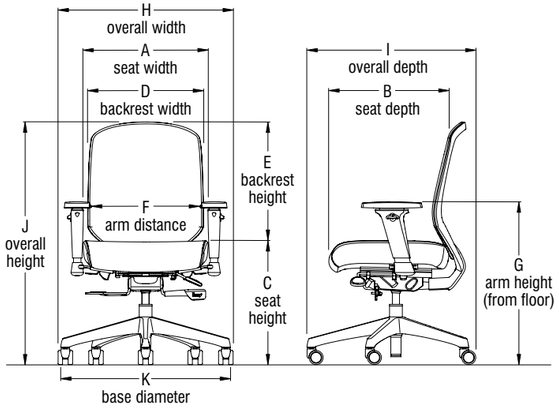

Model	A Seat Width	B Seat Depth	C Seat Height	D Backrest width	E Backrest Height (above seat)	F Inside Arm Distance	G Arm Height (from floor)	H Overall Width	I Overall Depth	J Overall Height	K Base Diameter
KIDE820	19½"	17½"	17½" - 22¼"	17½"	20½"	--	--	27"	27"	38¾" - 43½"	26"
KIDE82B	19½"	17½"	17½" - 22¼"	17½"	20½"	18½"	24½" - 32¾"	27"	27"	38¾" - 43½"	26"
KIDE82C	19½"	17½"	17½" - 22¼"	17½"	20½"	15¾" -19½"	24¾" - 33¾"	27"	27"	38¾" - 43½"	26"
KIDE840	19½"	17½" - 20"	18¼" - 23"	17½"	20½"	--	--	27"	27"	38¾" - 43½"	26"
KIDE84B	19½"	17½" - 20"	18¼" - 23"	17½"	20½"	18½"	24½" - 32¾"	27"	27"	38¾" - 43½"	26"
KIDE84C	19½"	17½" - 20"	18¼" - 23"	17½"	20½"	15¾" -19½"	24¾" - 33¾"	27"	27"	38¾" - 43½"	26"

Model	Weight-Activated	1D Arms	4D Arms	300 lb Weight Rating	Backrest Frame
KIDE820	*			*	*
KIDE82B	*	*		*	*
KIDE82C	*		*	*	*
KIDE840	*			*	*
KIDE84B	*	*		*	*
KIDE84C	*		*	*	*

Diem Armless Task Stool

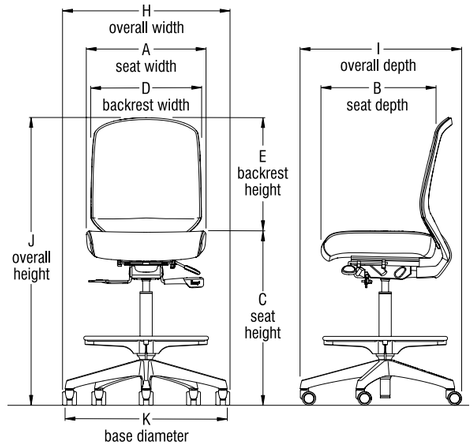

Diem Task Arm Stool - 1D Arms

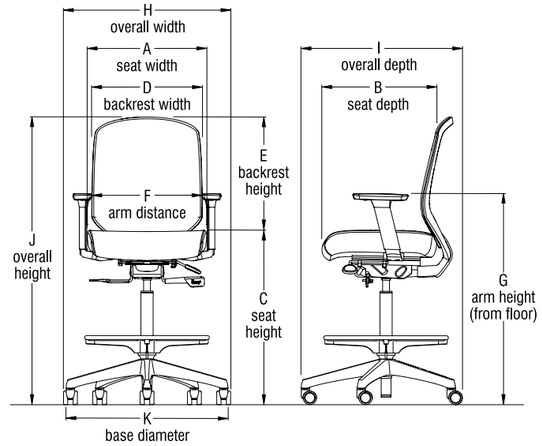

Diem Task Stool - 4D Arms

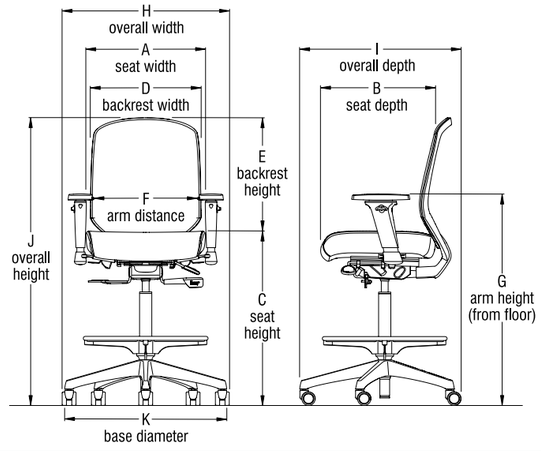

Model	A Seat Width	B Seat Depth	C Seat Height	D Backrest width	E Backrest Height (above seat)	F Inside Arm Distance	G Arm Height (from floor)	H Overall Width	I Overall Depth	J Overall Height	K Base Diameter
KIDE920	19½"	17½"	21¼" - 29¼"	17½"	20½"	--	--	27"	27"	43¼" - 51¼"	26"
KIDE92B	19½"	17½"	21¼" - 29¼"	17½"	20½"	18½"	29" - 40½"	27"	27"	43¼" - 51¼"	26"
KIDE92C	19½"	17½"	21¼" - 29¼"	17½"	20½"	15¾" -19½"	29¼" - 41½"	27"	27"	43¼" - 51¼"	26"
KIDE940	19½"	17½" - 20"	22" - 30"	17½"	20½"	--	--	27"	27"	43¼" - 51¼"	26"
KIDE94B	19½"	17½" - 20"	22" - 30"	17½"	20½"	18½"	29" - 40½"	27"	27"	43¼" - 51¼"	26"
KIDE94C	19½"	17½" - 20"	22" - 30"	17½"	20½"	15¾" -19½"	29¼" - 41½"	27"	27"	43¼" - 51¼"	26"

Model	Weight-Activated	1D Arms	4D Arms	300 lb Weight Rating	Backrest Frame
KIDE920	*			*	*
KIDE92B	*	*		*	*
KIDE92C	*		*	*	*
KIDE940	*			*	*
KIDE94B	*	*		*	*
KIDE94C	*		*	*	*

Diem®
Product Color Options

Backrest Assembly Color

Black	BLBR
Grey	GYBR
White	WHBR

Backrest Assembly includes frame and coordinating mesh color.

Base Color

Aluminum base	A
Black plastic base	P

Polished aluminum base requires an upcharge.

Diem®
Task Chairs

Diem®
Task Chairs

	MODEL	MODEL NUMBER Basic Model	Backrest Color Ⓑ	Fire Code Ⓒ	Base Finish Ⓓ	Seat Upholstery Ⓔ	Approx. Packaged Weight	Delivered Pricing Fabric Grade 1 & C.O.M.	Delivered Pricing Fabric Grade 2	Delivered Pricing Fabric Grade 3	Delivered Pricing C.O.V.	Delivered Pricing Vinyl Group 2V	Delivered Pricing Pallas Fabric Group P0	Delivered Pricing Pallas Fabric Group P1	Delivered Pricing Pallas Fabric Group P2	Delivered Pricing Pallas Fabric Group P3	Delivered Pricing Pallas Fabric Group P4
 DIEM	**Weight-Activated Task Chair, Armless** • Weight-activated mechanism • Black, grey or white frame/mesh back-rest options • Black or polished aluminum base • 3.5" thick upholstered seat • Dual surface caster • 300 pound weight rating • Armless	KIDE820	□□□□	□□□	□	□□□□□	34.3#	$ 608	$ 626	$ 645	$ 608	$ 645	$ 768	$ 784	$ 839	$ 869	$ 918
 DIEM	**Weight-Activated Task Chair, 1D Arms** • Weight-activated mechanism • Black, grey or white frame/mesh back-rest options • Black or polished aluminum base • 3.5" thick upholstered seat • Dual surface caster • 300 pound weight rating • 1D (height adjustable) arms	KIDE82B	□□□□	□□□	□	□□□□□	36.5#	$ 692	$ 707	$ 722	$ 692	$ 722	$ 847	$ 864	$ 918	$ 949	$ 998
 DIEM	**Weight-Activated Task Chair, 4D Arms** • Weight-activated mechanism • Black, grey or white frame/mesh back-rest options • Black or polished aluminum base • 3.5" thick upholstered seat • Dual surface caster • 300 pound weight rating • 4D arms	KIDE82C	□□□□	□□□	□	□□□□□	44.0#	$ 852	$ 856	$ 869	$ 852	$ 869	$ 993	$ 1008	$ 1068	$ 1099	$ 1148
		Ⓐ	Ⓑ	Ⓒ	Ⓓ	Ⓔ											

HOW TO ORDER

Indicate the following information on order form:
1. Quantity of each item.
2. Model number, including options. See "How To Build a Model Number".
3. Any special service required.

Note: • The □ indicates that a choice is required.
- The absence of the □ indicates that no choice is required.
- Alpha-numeric characters in place of □ indicate that no other alternatives are available.

HOW TO BUILD A MODEL NUMBER

Ⓐ Select basic model.

Ⓑ Select backrest color.
Refer to the **Product Color Options** page in this price list.
*Backrest Assembly includes frame and coordinating mesh color.

Ⓒ Select fire code.

NFR	- Compliance to TB 117-2013
FR	- Compliance to TB 133

See FR upcharge under Options.

Ⓓ Select base finish.
Refer to the **Product Color Options** page in this price list.
*; add $141 for polished aluminum base.

Ⓔ Select seat upholstery.
Refer to **ki.com/fabrics**

UPHOLSTERY INFORMATION

C.O.M. Upholstery
C.O.M. requirement for 10 chairs or less with upholstered seat or upholstered seat and back is 1 yard per chair of 54" wide nondirectional fabric. For orders of 11 or more with upholstered seat and back and for complete information on ordering C.O.M. see "Ordering C.O.M., C.O.V. and C.O.L." section.

OPTIONS
California TB133 Fire Safety Code
For California Technical Bulletin 133 compliant models, add the following upcharge:

Added List Price: $151

SPECIAL SERVICES
Special Carton Marking
With specially marked information N/C

Shipping
Ships **knocked down, FOB Ontario, CA 91761, freight prepaid.** Freight class 125.

Specifications and prices are subject to change without prior notice.

Diem®
Task Chairs

Diem®
Task Chairs

	MODEL	MODEL NUMBER Basic Model	Backrest Color	Fire Code	Base Finish	Seat Upholstery	Approx. Packaged Weight	Delivered Pricing Fabric Grade 1 & C.O.M.	Delivered Pricing Fabric Grade 2	Delivered Pricing Fabric Grade 3	Delivered Pricing C.O.V.	Delivered Pricing Vinyl Group 2V	Delivered Pricing Pallas Fabric Group P0	Delivered Pricing Pallas Fabric Group P1	Delivered Pricing Pallas Fabric Group P2	Delivered Pricing Pallas Fabric Group P3	Delivered Pricing Pallas Fabric Group P4
 DIEM	**Weight-Activated Task Chair with Seat Depth Adjustment, Armless** • Weight-activated mechanism • Black, grey or white frame/mesh back-rest options • Seat depth adjustment • Black or polished aluminum base • 3.5" thick upholstered seat • Dual surface caster • 300 pound weight rating • Armless	KIDE840	□□□□	□□□	□	□□□□□	36.3#	$ 663	$ 675	$ 689	$ 663	$ 689	$ 816	$ 831	$ 893	$ 918	$ 972
 DIEM	**Weight-Activated Task Chair with Seat Depth Adjustment, 1D Arms** • Weight-activated mechanism • Black, grey or white frame/mesh back-rest options • Seat depth adjustment • Black or polished aluminum base • 3.5" thick upholstered seat • Dual surface caster • 300 pound weight rating • 1D (height adjustable) arms	KIDE84B	□□□□	□□□	□	□□□□□	38.5#	$ 747	$ 755	$ 768	$ 747	$ 768	$ 896	$ 912	$ 972	$ 998	$ 1046
 DIEM	**Weight-Activated Task Chair with Seat Depth Adjustment, 4D Arms** • Weight-activated mechanism • Black, grey or white frame/mesh back-rest options • Seat depth adjustment • Black or polished aluminum base • 3.5" thick upholstered seat • Dual surface caster • 300 pound weight rating • 4D arms	KIDE84C	□□□□	□□□	□	□□□□□	46.0#	$ 907	$ 905	$ 918	$ 907	$ 918	$ 1046	$ 1061	$ 1122	$ 1148	$ 1196
		Ⓐ	Ⓑ	Ⓒ	Ⓓ	Ⓔ											

HOW TO ORDER

Indicate the following information on order form:
1. Quantity of each item.
2. Model number, including options. See "How To Build a Model Number".
3. Any special service required.

Note: • The □ indicates that a choice is required.
- The absence of the □ indicates that no choice is required.
- Alpha-numeric characters in place of □ indicate that no other alternatives are available.

HOW TO BUILD A MODEL NUMBER

Ⓐ Select basic model.

Ⓑ Select backrest color.
Refer to the **Product Color Options** page in this price list.
*Backrest Assembly includes frame and coordinating mesh color.

Ⓒ Select fire code.

NFR	- Compliance to TB 117-2013
FR	- Compliance to TB 133

See FR upcharge under Options.

Ⓓ Select base finish.
Refer to the **Product Color Options** page in this price list.
*Add ; add $141 for polished aluminum base.

Ⓔ Select seat upholstery.
Refer to **ki.com/fabrics**

UPHOLSTERY INFORMATION

C.O.M. Upholstery
C.O.M. requirement for 10 chairs or less with upholstered seat or upholstered seat and back is 1 yard per chair of 54" wide nondirectional fabric. For orders of 11 or more with upholstered seat and back and for complete information on ordering C.O.M. see "Ordering C.O.M., C.O.V. and C.O.L." section.

OPTIONS

California TB133 Fire Safety Code
For California Technical Bulletin 133 compliant models, add the following upcharge:

Added List Price: $151

SPECIAL SERVICES

Special Carton Marking

With specially marked information	N/C

Shipping
Ships **knocked down, FOB Ontario, CA 91761, freight prepaid.** Freight class 125.

Specifications and prices are subject to change without prior notice.

Diem®
Task Stools

Diem®
Task Stools

	MODEL	MODEL NUMBER Basic Model	Backrest Color	Fire Code	Base Finish	Seat Upholstery	Approx. Packaged Weight	Delivered Pricing Fabric Grade 1 & C.O.M.	Delivered Pricing Fabric Grade 2	Delivered Pricing Fabric Grade 3	Delivered Pricing C.O.V.	Delivered Pricing Vinyl Group 2V	Delivered Pricing Pallas Fabric Group P0	Delivered Pricing Pallas Fabric Group P1	Delivered Pricing Pallas Fabric Group P2	Delivered Pricing Pallas Fabric Group P3	Delivered Pricing Pallas Fabric Group P4
 DIEMS	**Weight-Activated Task Stool, Armless** • Weight-activated mechanism • Black, grey or white frame/mesh back-rest options • Black or polished aluminum base • 3.5” thick upholstered seat • Dual surface caster • 300 pound weight rating • Armless • Seat height range of 21.25” - 29.25”	KIDE920	□□□□	□□□	□	□□□□□	39.3#	$ 736	$ 755	$ 773	$ 736	$ 773	$ 896	$ 912	$ 967	$ 998	$ 1046
 DIEMS	**Weight-Activated Task Stool, 1D Arms** • Weight-activated mechanism • Black, grey or white frame/mesh back-rest options • Black or polished aluminum base • 3.5” thick upholstered seat • Dual surface caster • 300 pound weight rating • 1D (height adjustable) arms • Seat height range of 21.25” - 29.25”	KIDE92B	□□□□	□□□	□	□□□□□	41.5#	$ 820	$ 836	$ 851	$ 820	$ 851	$ 976	$ 991	$ 1046	$ 1076	$ 1126
 DIEMS	**Weight-Activated Task Stool, 4D Arms** • Weight-activated mechanism • Black, grey or white frame/mesh back-rest options • Black or polished aluminum base • 3.5” thick upholstered seat • Dual surface caster • 300 pound weight rating • 4D arms • Seat height range of 21.25” - 29.25”	KIDE92C	□□□□	□□□	□	□□□□□	49.0#	$ 980	$ 984	$ 998	$ 980	$ 998	$ 1122	$ 1137	$ 1196	$ 1226	$ 1276
		Ⓐ	Ⓑ	Ⓒ	Ⓓ	Ⓔ											

HOW TO ORDER

Indicate the following information on order form:
1. Quantity of each item.
2. Model number, including options. See “How To Build a Model Number”.
3. Any special service required.

Note: • The □ indicates that a choice is required.
- The absence of the □ indicates that no choice is required.
- Alpha-numeric characters in place of □ indicate that no other alternatives are available.

HOW TO BUILD A MODEL NUMBER

Ⓐ Select basic model.

Ⓑ Select backrest color.
Refer to the **Product Color Options** page in this price list.
*Backrest Assembly includes frame and coordinating mesh color.

Ⓒ Select fire code.

NFR	- Compliance to TB 117-2013
FR	- Compliance to TB 133

See FR upcharge under Options.

Ⓓ Select base finish.
Refer to the **Product Color Options** page in this price list.
*; add $141 for polished aluminum base.

Ⓔ Select seat upholstery.
Refer to **ki.com/fabrics**

UPHOLSTERY INFORMATION

C.O.M. Upholstery
C.O.M. requirement for 10 chairs or less with upholstered seat or upholstered seat and back is 1 yard per chair of 54” wide nondirectional fabric. For orders of 11 or more with upholstered seat and back and for complete information on ordering C.O.M. see “Ordering C.O.M., C.O.V. and C.O.L.” section.

OPTIONS
California TB133 Fire Safety Code
For California Technical Bulletin 133 compliant models, add the following upcharge:

Added List Price: $151

SPECIAL SERVICES
Special Carton Marking

With specially marked information	N/C

Shipping
Ships **knocked down, FOB Ontario, CA 91761, freight prepaid.** Freight class 125.

Specifications and prices are subject to change without prior notice.

Diem®
Task Stools

Diem®
Task Stools

	MODEL	MODEL NUMBER Basic Model	Backrest Color	Fire Code	Base Finish	Seat Upholstery	Approx. Packaged Weight	Delivered Pricing Fabric Grade 1 & C.O.M.	Delivered Pricing Fabric Grade 2	Delivered Pricing Fabric Grade 3	Delivered Pricing C.O.V.	Delivered Pricing Vinyl Group 2V	Delivered Pricing Pallas Fabric Group P0	Delivered Pricing Pallas Fabric Group P1	Delivered Pricing Pallas Fabric Group P2	Delivered Pricing Pallas Fabric Group P3	Delivered Pricing Pallas Fabric Group P4
 DIEMS	**Weight-Activated Task Stool with Seat Depth Adjustment, Armless** • Weight-activated mechanism • Black, grey or white frame/mesh back-rest options • Black or polished aluminum base • 3.5" thick upholstered seat • Dual surface caster • 300 pound weight rating • Armless • Seat height range of 22" - 30"	KIDE940	□□□□	□□□	□	□□□□□	41.3#	$ 791	$ 803	$ 816	$ 791	$ 816	$ 945	$ 960	$ 1020	$ 1046	$ 1100
 DIEMS	**Weight-Activated Task Stool with Seat Depth Adjustment, 1D Arms** • Weight-activated mechanism • Black, grey or white frame/mesh back-rest options • Black or polished aluminum base • 3.5" thick upholstered seat • Dual surface caster • 300 pound weight rating • 1D (height adjustable) arms • Seat height range of 22" - 30"	KIDE94B	□□□□	□□□	□	□□□□□	41.5#	$ 876	$ 883	$ 896	$ 876	$ 896	$ 1025	$ 1040	$ 1100	$ 1126	$ 1175
 DIEMS	**Weight-Activated Task Stool with Seat Depth Adjustment, 4D Arms** • Weight-activated mechanism • Black, grey or white frame/mesh back-rest options • Black or polished aluminum base • 3.5" thick upholstered seat • Dual surface caster • 300 pound weight rating • 4D arms • Seat height range of 22" - 30"	KIDE94C	□□□□	□□□	□	□□□□□	51.0#	$ 1035	$ 1033	$ 1046	$ 1035	$ 1046	$ 1175	$ 1189	$ 1250	$ 1276	$ 1325
		Ⓐ	Ⓑ	Ⓒ	Ⓓ	Ⓔ											

HOW TO ORDER

Indicate the following information on order form:
1. Quantity of each item.
2. Model number, including options. See "How To Build a Model Number".
3. Any special service required.

Note: • The □ indicates that a choice is required.
- The absence of the □ indicates that no choice is required.
- Alpha-numeric characters in place of □ indicate that no other alternatives are available.

HOW TO BUILD A MODEL NUMBER

Ⓐ Select basic model.

Ⓑ Select backrest color.
Refer to the **Product Color Options** page in this price list.
*Backrest Assembly includes frame and coordinating mesh color.

Ⓒ Select fire code.

NFR	- Compliance to TB 117-2013
FR	- Compliance to TB 133

See FR upcharge under Options.

Ⓓ Select base finish.
Refer to the **Product Color Options** page in this price list.
*Add ; add $141 for polished aluminum base.

Ⓔ Select seat upholstery.
Refer to **ki.com/fabrics**

UPHOLSTERY INFORMATION

C.O.M. Upholstery
C.O.M. requirement for 10 chairs or less with upholstered seat or upholstered seat and back is 1 yard per chair of 54" wide nondirectional fabric. For orders of 11 or more with upholstered seat and back and for complete information on ordering C.O.M. see "Ordering C.O.M., C.O.V. and C.O.L." section.

OPTIONS

California TB133 Fire Safety Code
For California Technical Bulletin 133 compliant models, add the following upcharge:

Added List Price: $151

SPECIAL SERVICES

Special Carton Marking

With specially marked information	N/C

Shipping
Ships **knocked down, FOB Ontario, CA 91761, freight prepaid.** Freight class 125.

Specifications and prices are subject to change without prior notice.

1330 Bellevue Street
P.O. Box 8100
Green Bay, WI 54308-8100
800.424.2432
ki.com

KI and Furnishing Knowledge are registered trademarks of Krueger International, Inc.

© 2020 Krueger International, Inc.
All Rights Reserved.
Code KI-PLW-000118/KI/PDF

Furnishing Knowledge®

DONI® SEATING

PRICE LIST
June 1, 2016
Updated October 3, 2022

800.424.2432

Contents

Refer to KI Terms & Conditions document or visit ki.com.

Contents

Refer to KI Terms & Conditions document or visit ki.com.

Ordering C.O.M., C.O.L., and C.O.V.

BONDUEL, GREEN BAY, ONTARIO, and TUPELO 2

Doni®

Guest Chair General Information 4
Guest Chair Color Options 6
Guest Chairs 7
Stack Chair General Information 11
Stack Chair Color Options 16
Stack Chairs 17
Cafe Stools 30
Task Chair General Information 33
Task Chair Color Options 36
Task Chairs 37
Task Stools 39
Tandem Seating General Information 42
Tandem Seating Color Options 43
Tandem Seating 44

Ordering COM, COL and COV
Information

Ordering COM, COL and COV
Information

How to Specify C.O.M. Upholstery
Textile designs often have intricate patterns. Not all individuals will interpret fabric direction in the same manner.

As a standard procedure, KI cuts fabrics off the roll in a horizontal fashion as shown in Diagram A at the right. By cutting in this fashion, most waste is eliminated. Our requirements for yardage in this book are based on this type of cutting. When directional or patterned fabrics are used, they often require more yardage than solid colors.

By providing KI with a completely filled-out copy of the form on this page, we will be able to expedite your order. We find it particularly helpful with directional or patterned upholstery material. It is critical that copies of this form accompany test quantities as well as production quantities of C.O.M.

C.O.M. must be supplied in continuous yardage.

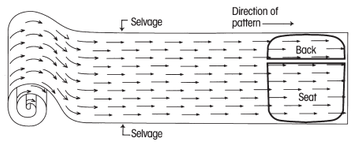

C.O.M., C.O.L. and C.O.V. Testing
KI will require for testing actual yardage to upholster one chair. The testing requirements depend on which chair you have selected on your order.

Test samples will be applied to the order and will be held for 6 months if needed. After 6 months, the sample can no longer be applied to your order. For all products to be tested, send test samples for approval to:

KI
Attn: C.O.M. Specialist
1687 Westminster Drive, Gate 3
Green Bay WI 54302

To expedite the procedure, attach a copy of the "C.O.M. Information Form" on this page.

All C.O.M., C.O.L. and C.O.V. must be labeled with the purchase order number.

C.O.M., C.O.L. and C.O.V. Production
Customer's fabrics and leathers must be approved prior to acceptance for production. Upon test approval, a 1' square sample swatch of upholstery material must accompany the order. KI assumes no responsibility for wear, defects or performance of customer's own fabrics, vinyl or leather. C.O.M., C.O.L. and C.O.V. orders are available on a deferred delivery basis.

Orders for production of C.O.M., C.O.L. and C.O.V. upholstered products are not scheduled for processing until upholstery material is received. Upon receipt, KI will provide an acknowledgement and an estimated shipping date.

KI recommends that leather be ordered in yardage. Leather must be usable. The outer edges cannot be calculated as square feet or yardage.

The C.O.M., C.O.L. and C.O.V. yardage requirements accompanying products in the pricing section are for 10 chairs/seats or less, 54" wide nondirectional material. On larger orders, less material is required.

For exact production yardage requirements, call 1-800-424-2432, ext. 2707.

C.O.M., C.O.L. and C.O.V. Order Processing
For products shipped from Green Bay, WI facility, ship upholstery material to:

KI
Attn: C.O.M. Storage
1687 Westminster Drive, Gate 3
Green Bay, WI 54302

T

For products shipped from Bonduel, WI facility, ship material to:

KI
Attn: C.O.M. Storage
204 West South Street
Bonduel, WI 54107

For products shipped from Ontario, CA facility , ship material to:

Avail/Impress/Kismet/Medical & Laboratory Stools/Pilot
Attn: C.O.M. Storage
1110 S. Mildred Ave.
Ontario, CA 91761

Intricate Patterns
In the event of specific requirements for positioning of intricate patterns or pattern repeats on seats and backrests, provide a sketch noting requirements, as in Diagram B, along with materials for testing, and with the order.

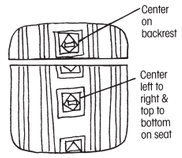

Diagram B

Treated Materials
If C.O.M. requires processing such as Scotchgard® or acrylic backing, it often shrinks. To prevent delays in delivery or back ordering due to shrinkage, please have your processor remeasure after processing and assure adequate yardage shipment.

Split Orders
If a portion of the shipment which does not require C.O.M., C.O.L. or C.O.M. applications is to be processed and shipped early, KI will enter the order immediately at your request. These split shipments are subject to minimum order changes.

Excess Upholstery Material
KI will dispose of excess upholstery material at the time of shipment unless expressly requested to return it with the product shipment.

Cancelled or Changed Orders
KI assumes no responsibility for extra C.O.M., C.O.L. or C.O.V. material due to a change of upholstery or cancellation of an order. It is the customer's responsibility to arrange for return of this material.

Contact the C.O.M. Specialist at 1-800-424-2432, ext. 2707, with questions or to verify a split order.

C.O.M., C.O.L and C.O.V. Information Form

A copy of this form should accompany test requests and production orders. Please fill it out completely, and, if your order has been acknowledged, provide the acknowledgement number.

Purchasing Agent (Dealer or buying organization)

Attention

Address

City State Zip

Project Name

Type of seating and number of units of each type

Please see information below and check the appropriate box.

☐ Submitted for testing.

Purchase Order Number

☐ Test approved. Submitted for production.

KI Acknowledgement Number

In all instances, send this form to the C.O.M. Specialist.

☐ A Selvage Top and Bottom



☐ B Selvage Side and Side



C.O.M. SHIPPING LOCATION

Architectural Walls
- Evoke ..... MN
- Genius Walls ..... MN

Casegoods
- Aristotle Tackboards ..... MN
- Likha Tackboards ..... MN

Classroom Furniture
- Intellect Wave Chairs ..... GB
- Learn2 ..... GB
- Ruckus ..... GB

Desking
- 700 Series Desking ..... KP
- Balance Overheads ..... MN
- Genesis Desking ..... MN
- True Desking ..... KP
- Universal Overheads ..... MN
- WorkZone Desking ..... MN

Files & Storage
- 700 Series Pedestal Cushion ..... GB
- Connection Zone Pads ..... BW
- U-Series Pedestal Cushion ..... GB
- Tattoo ..... BW

Fixed Seating
- Concerto Auditorium Seating ..... BW
- Single Pedestal Seating ..... GB
- Jury Base Seating ..... GB
- Lancaster Auditorium Seating ..... BW
- Sequence Seating ..... GB
- University Seating ..... GB

Panel Systems
- All Terrain ..... KP
- Balance Overheads ..... MN
- System 3000 ..... MN
- Universal Overheads ..... MN
- Wireworks ..... MN
- Unite ..... MN

Residence Hall Furniture
- RoomScape Furniture ..... MN

Screens
- All Terrain ..... KP
- Connection Zone ..... BW
- True/Volition ..... KP
- Genesis ..... KP
- Tattoo ..... MN
- Universal ..... BW

Seating
- 400 Series Folding Chairs ..... BW
- 600 Series Folding Chairs ..... BW
- 600 Series Stools ..... BW
- Affina Collection ..... HN
- Altus Task Chairs ..... GB
- Apply Stack Chairs ..... GB
- Auditorium Folding Chairs ..... BW
- Calida Lounge Seating ..... HN
- Diem Task Chairs ..... OM
- Doni Collection ..... GB
- FourC Seating ..... GB
- Gladly Lounge Seating ..... VQ
- Grazie Seating ..... GB
- Hiatus Sleeper Bench ..... HN
- Hub Modular Lounge Seating ..... HN
- Impress Task Chairs ..... OM
- Impress Ultra Task Chairs ..... OM
- Jessa Lounge Seating ..... HN
- Jubilee Lounge Seating ..... VQ
- Katera Guest Chair ..... GB
- Kurv Benches ..... HN
- LaResta Day Beds ..... HN
- LimeLite ..... GB
- Lyra Lounge Seating ..... HN
- Maestro Stack Chairs ..... GB
- Matrix Stack Chairs ..... GB
- Medical & Laboratory Stools ..... OM
- MyPlace Lounge Seating ..... HN
- MyWay Seating ..... HN
- Oath Task Chairs and Stools ..... GB
- Opt4 ..... GB
- Pilot Task Chairs ..... OM
- Promenade Seating System ..... BW
- Ruckus ..... GB
- Sela Lounge Seating ..... HN
- Sift Task Chairs ..... GB
- Signia Task Chairs and Stools ..... OM
- Soltice Metal Collection ..... HN
- Soltice Multiple, Healthcare & Guest ..... HN
- Soltice II Healthcare Seating ..... HN
- Strive Multiple, Stack & Task ..... GB
- Sway ..... BW
- Tattoo ..... HN
- Torsion-on-the-Go! Nesting Chairs ..... GB
- Torsion Air Stack and Task Seating ..... GB
- Zoetry ..... HN

KI Manufacturing Sites - Customer's Own Material Shipment Manufacturing Site Addresses

BW
KI Bonduel
Attn: COM Storage
204 West South St.
Bonduel, WI 54107

HN
KI High Point
Attn: COM Storage
217 Feld Avenue
High Point, NC 27263

MN
KI Manitowoc
Attn: COM Storage
1400 S. 41st St.
Manitowoc, WI 54220

VQ
KI
Attn: COM Fabrics
6892 Marlin Circle
La Palma, CA 90623

GB
KI Green Bay
Attn: COM Storage
1687 Westminster Drive - Gate 3
Green Bay, WI 54302

KP
KI Pembroke
Attn: COM Storage
1000 Olympic Dr.
Pembroke, Ontario K8A6X7

OM
KI
Attn: COM Storage
1110 S. Mildred Ave.
Ontario, CA 91761

© 2022 Krueger International Inc. All Rights reserved. Code KI-FF-000059/KI/PDF/0822



Armless Fourstar Swivel Base Chair



Armless Tapered Steel Leg Chair



Armless Tapered Wood Leg Chair



Armless Wire Tower Base Chair

Features				
Poly, upholstered seat, or upholstered seat/back	•	•	•	•
General Dimensions				
Seat width	19-1/4"	19-1/4"	19-1/4"	19-1/4"
Seat depth	18-3/4"	18-3/4"	18-3/4"	18-3/4"
Seat height (upholstered add 1")	18"	18"	18"	18"
Overall Dimensions				
Width	27-1/2"	19-3/8"	19-3/8"	19-3/8"
Depth	21"	21"	21"	21"
Height	33-3/4"	33-3/4"	33-3/4"	33-3/4"

INFORMATION

C.O.M. Testing and Production Requirements
Not all materials are suitable for upholstering this product. A 1 yd. x 54" sample must be submitted and approved prior to acceptance of an order. If the fabric is directional in pattern or weave, the direction must be indicated on the submitted sample, and additional yardage may be requested.

Test samples must be sent to:

KI
Attn: C.O.M. Specialist
1687 Westminster Drive - Gate 3
Green Bay, WI 54302

Design
Designed by Giancarlo Piretti and manufac-tured in the USA by Krueger International, Inc. under license from Pro-Cord S.p.A

KI Color Match Program
KI offers the additional option of color matching paint, polypropylene, or wood stain through Product Modification Requests. Contact Customer Service for details.

Whatever you imagine, whatever you require, KI's Color Match program lets you pick your color!

Color Match Process - Poly Seating Information can be found here.

Doni®
Guest Chair General Information

Seat Shell and Backrest Articulation Mechanism
The backrest and seat are injection-molded polypropylene. The seat and backrest are joined by a pair of hidden articulation mechanisms, each consisting of a 14-gauge steel housing, twin 7-gauge levers and steel coil springs. While maintaining a one-piece shell appearance, this mechanism allows the backrest to recline up to 17 degrees of motion.

Optional Upholstered Seat and Back
Urethane foam is attached to an injection-molded polypropylene liner board, then upholstered using a draw-string process. Seat foam is molded nominal 1" thickness, and back foam is nominal 1/2" thickness. The flush-head fasteners that attach the back pad are color-matched to the polypropylene.

Wire Tower Base
A seat ring is made of 1/2" diameter steel wire and attached to the seat with 14-gauge steel brackets. Legs are 7/16" diameter steel wire, fully gusseted with 5/16" diameter wire. All joints are welded and frames are finished in bright nickel-chrome plating.

Wood Leg Base
A seat ring is made of 1/2" diameter steel wire and attached to the seat with 14-gauge steel brackets. Inner leg wires made of 1/2" diameter steel wire complete the subframe. All joints are welded and the subframes are finished with baked-on electrostatically-applied 30-degree gloss epoxy powder-coat paint. Legs are turned from beech, stained, and clear-coat finished. Legs are drilled to accept subframe inner leg wires, and fastened by means of a two-part epoxy adhesive.

Tapered Steel Leg Base
A seat ring is made of 1/2" diameter steel wire and attached to the seat with 14-gauge steel brackets. Inner leg wires are made of 1/2" diameter steel wire and are plug welded to tapered tubular legs. All joints are welded and the frames are finished in either baked-on electrostatically-applied 30-degree gloss epoxy powder-coat paint or bright nickel-chrome plating.

Fourstar Swivel Base
The under-seat support structure is a die-drawn 12-gauge steel plate. A 3/4" diameter steel pin is welded to the seat plate, allowing the seat to swivel on a nylon bushing housed in the base. Seat structure is finished with baked-on electrostatically-applied 30-degree gloss epoxy powder-coat paint. The fixed-height base is constructed of a polished die-cast aluminum fourstar base and a chrome-plated steel tube column.

Glides
The tapered steel legs and wood legs are equipped with swivel glides in a bright steel finish. The floor contact surface on the tapered steel leg is steel, and on the wood legs is natural nylon. The wire tower base and fourstar swivel base are all equipped with black nylon glides.

INFORMATION

Warranty
Refer to KI Terms & Conditions document or visit ki.com

Doni®
Guest Chair General Information

DIMENSIONS

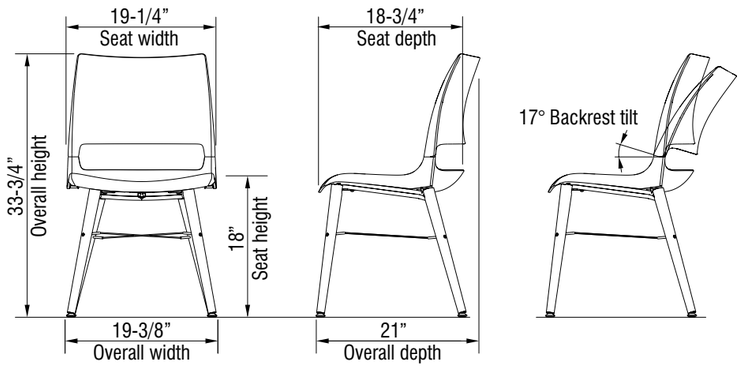

STATEMENT OF LINE

All models are available in polypropylene seat/backrest, upholstered seat/ polypropylene backrest, or upholstered seat/backrest.

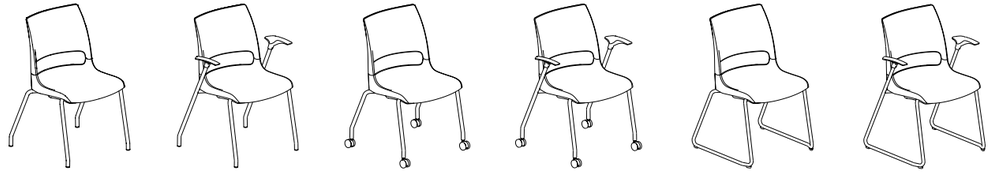

DN1100 DN1111 DN2100 DN2111 DN3100 DN3111

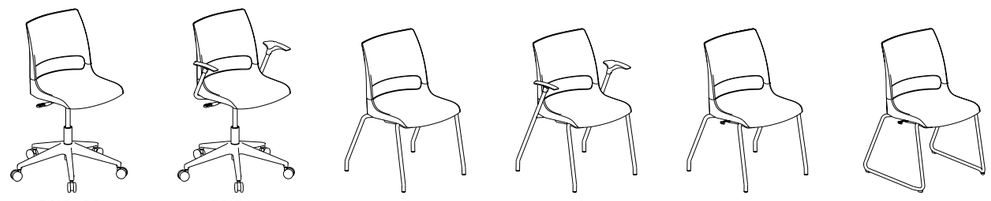

DN5100 DN5111 DNC100 DNC111 DNH100 DNJ100

(Fixed-Back Wallsavers) (Ganging)

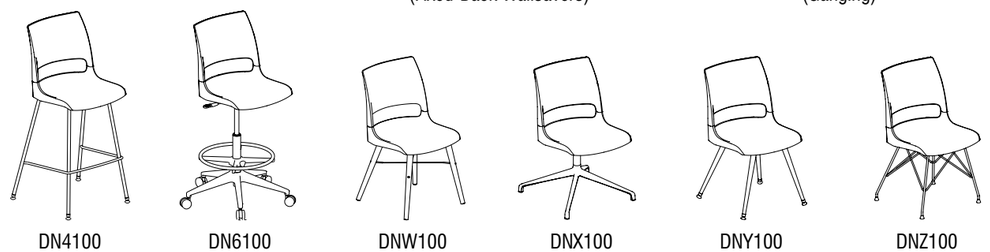

DN4100 DN6100 DNW100 DNX100 DNY100 DNZ100

Doni®
Guest Chair Color Options

Tapered Steel Leg Color

Black	BL
Blue Grey	GR
Bronze Metallic	ZM
Cayenne	CY
Champagne Metallic	CM
Chrome	CH
Cool Grey	CG
Cottonwood	CO
Earthen Clay	EY
Espresso Metallic	EX
Everglade Shade	EV
Flannel	FN
Glitz Metallic	GZ
Hazy Jade	HJ
Honey Bee	HY
Light Tone	LG
Mardi Gras	MG
Misty Brown	MY
Nemo	NE
Nordic	ND
Poppy Red	PR
Purple Haze	PH
Rubber Ducky	RK
Sky Blue	SK
Starlight Silver Metallic	SX
Surf's Up	SP
Twilight Shadow	TI
Ultra Blue	UB
Warm Grey	WG
Zesty Lime	ZL

Wood Leg Model Finish

Cherry Storm on Beech	BCX
Cinnamon on Beech	BCN
Cocoa on Beech	BCA
Eclypse Black on Beech	BEB
Florence Walnut on Beech	BFC
Monticello Maple on Beech	BMT
Natural on Beech	BNA
River Cherry on Beech	BRY

All stain colors are acceptable for California Technical Bulletin 133.

Fourstar Swivel Base Color

Polished Aluminum	PA

Wire Tower Base Color

Chrome	CH

SOLID COLOR Seat and Back Polypropylene Non Flame-Retardant

Black	PBL
Blue Grey	PGR
Cool Grey	PCG
Cottonwood	PCO
Earthen Clay	PEY
Everglade Shade	PEV
Flannel	PFN
Hazy Jade	PHJ
Honey Bee	PHY
Light Tone	PLG
Misty Brown	PMY
Nemo	PNE
Nordic	PND
Poppy Red	PPR
Surf's Up	PSP
Twilight Shadow	PTI
Ultra Blue	PUB
Warm Grey	PWG
Zesty Lime	PZL

SOLID COLOR Seat and Back Polypropylene Flame-Retardant

Black	PBL

The above seating product can be manufactured using the appropriate flame-retardant materials for compliance of California Technical Bulletin 133.

TWO-TONE COLOR Seat and Back - Polypropylene Non Flame-Retardant

Outside/Inside

Outside Black/Inside Cottonwood	OBL/ICO
Outside Blue Grey/Inside Cool Grey	OGR/ICG
Outside Blue Grey/Inside Cottonwood	OGR/ICO
Outside Cool Grey/Inside Cottonwood	OCG/ICO
Outside Flannel/Inside Warm Grey	OFN/IWG
Outside Misty Brown/Inside Cottonwood	OMY/ICO
Outside Nemo/Inside Cottonwood	ONE/ICO
Outside Nordic/Inside Cool Grey	OND/ICG
Outside Poppy Red/Inside Cottonwood	OPR/ICO
Outside Surf's Up/Inside Cool Grey	OSP/ICG
Outside Ultra Blue/Inside Cottonwood	OUB/ICO
Outside Zesty Lime/Inside Cottonwood	OZL/ICO

Doni®
Guest Chairs

Doni®
Guest Chairs



	MODEL	Features	MODEL NUMBER Basic Model (A)	Fire Code (B)	Poly Solid Color (C)	Poly Outside/Inside Color (D)	Glide Option (E)	Upholstery Color (F)	Approx. Packaged Weight	Delivered Pricing Unuphol-stered	Delivered Pricing Fabric Grade 1 & C.O.M.	Delivered Pricing Fabric Grade 2	Delivered Pricing Fabric Grade 3	Delivered Pricing C.O.V.	Delivered Pricing Vinyl Group 2V	Delivered Pricing Pallas Fabric Group P0	Delivered Pricing Pallas Fabric Group P1	Delivered Pricing Pallas Fabric Group P2	Delivered Pricing Pallas Fabric Group P3	Delivered Pricing Pallas Fabric Group P4
	Fourstar Swivel Base Armless Chair • Solid or two-tone colored shell • Base available in polished aluminum only • Unlimited color match • 17 degrees of hip articulation • Task and stack chair models available • 400 pound approved	Solid Color, Polypropylene	DNX100	□□□	□□□		GPL		22.0#	$ 639										
		Solid Color, Upholstered Seat	DNX200	□□□	□□□		GPL	□□□□□	24.5#	N/A	781	791	810	781	810	822	868	888	912	945
		Solid Color, Upholstered Seat/Back	DNX300	□□□	□□□		GPL	□□□□□	26.0#	N/A	812	824	842	812	842	854	903	920	944	980
		Two-Tone, Polypropylene	DNXA00	NFR		□□□□□□	GPL		22.0#	706										
		Two-Tone, Upholstered Seat	DNXB00	NFR		□□□□□□	GPL	□□□□□	24.5#	N/A	846	859	876	846	876	888	936	955	978	1013
DNX1																				
DNX2																				
DNX3																				
DNXA																				
DNXB																				

Ⓐ Ⓑ Ⓒ Ⓓ Ⓔ Ⓕ

HOW TO ORDER

Indicate the following information on order form:
1. Quantity of each item.
2. Model number, including options. See “How To Build a Model Number”.
3. Any special service required.

Note: • The □ indicates that a choice is required.
- The absence of the □ indicates that no choice is required.
- Alpha-numeric characters in place of □ indicate that no other alternatives are available.

HOW TO BUILD A MODEL NUMBER

Ⓐ Select basic model.

Ⓑ Select fire code.

FR	- Compliance to TB 133
NFR	- Compliance to TB 117-2013

See Upholstery Information for TB133 upcharge.

Ⓒ Select solid poly color.
Refer to the **Product Color Options** page in this price list.

Ⓓ Select outside/inside poly color.
Refer to the **Product Color Options** page in this price list.

Ⓔ Select glide option.

GPL	- Plastic glides

Ⓕ Select upholstery grade/color.
Refer to **ki.com/fabrics**

UPHOLSTERY INFORMATION

C.O.M. Upholstery
C.O.M. requirement for 10 chairs or less with upholstered seat or upholstered seat and back is 3/4 yard per chair of 54” wide nondirectional fabric. For orders of 11 or more with upholstered seat and back and for complete information on ordering C.O.M. see “Ordering C.O.M., C.O.V. and C.O.L.” section.

Californina TB133 Fire Safety Code
For California Technical Bulletin 133 compliant models, add the following upcharge.

Model=Solid Color, Polypropylene
Added List Price=$13
Model=Solid Color, Upholstered Seat
Added List Price=$83
Model=Solid Color, Upholstered Seat/Back
Added List Price=$120

SPECIAL SERVICES

Special Carton Marking

With specially marked information	N/C

Shipping
Ships **assembled, FOB Green Bay, WI 54302, freight prepaid.** Freight class 125.

Specifications and prices are subject to change without prior notice.

Doni®
Guest Chairs

Doni®
Guest Chairs



DNY1
DNY2
DNY3
DNYA
DNYB

Tapered Steel Leg Armless Chair

- Solid or two-tone colored shell
- Unlimited color match
- 17 degrees of hip articulation
- Task and stack chair models available
- 400 pound approved

		MODEL NUMBER																				
	Features	Basic Model	Fire Code	Poly Solid Color	Poly Outside/Inside Color	Frame Color	Glide Option	Upholstery Color	Approx. Packaged Weight	Delivered Pricing Unupholstered	Delivered Pricing Fabric Grade 1 & C.O.M.	Delivered Pricing Fabric Grade 2	Delivered Pricing Fabric Grade 3	Delivered Pricing C.O.V.	Delivered Pricing Vinyl Group 2V	Delivered Pricing Pallas Fabric Group P0	Delivered Pricing Pallas Fabric Group P1	Delivered Pricing Pallas Fabric Group P2	Delivered Pricing Pallas Fabric Group P3	Delivered Pricing Pallas Fabric Group P4
	Solid Color, Polypropylene	DNY100	□□□	□□□		□□	□□□		22.5#	$ 480										
	Solid Color, Upholstered Seat	DNY200	□□□	□□□		□□	□□□	□□□□□	25.0#	N/A	619	632	650	619	650	662	710	728	751	786
	Solid Color, Upholstered Seat/Back	DNY300	□□□	□□□		□□	□□□	□□□□□	26.5#	N/A	652	664	684	652	684	694	743	761	785	821
	Two-Tone, Polypropylene	DNYA00	NFR		□□□□□□	□□	□□□		22.5#	545										
	Two-Tone, Upholstered Seat	DNYB00	NFR		□□□□□□	□□	□□□	□□□□□	25.0#	N/A	686	697	717	686	717	728	774	795	819	853
		Ⓐ	Ⓑ	Ⓒ	Ⓓ	Ⓔ	Ⓕ	Ⓖ												

HOW TO ORDER

Indicate the following information on order form:
1. Quantity of each item.
2. Model number, including options. See “How To Build a Model Number”.
3. Any special service required.

Note: • The □ indicates that a choice is required.
- The absence of the □ indicates that no choice is required.
- Alpha-numeric characters in place of □ indicate that no other alternatives are available.

HOW TO BUILD A MODEL NUMBER

Ⓐ Select basic model.

Ⓑ Select fire code.

NFR	- Compliance to TB 117-2013
FR	- Compliance to TB 133

See Upholstery Information for TB133 upcharge.

Ⓒ Select solid poly color.
Refer to the **Product Color Options** page in this price list.

Ⓓ Select outside/inside poly color.
Refer to the **Product Color Options** page in this price list.

Ⓔ Select frame color.
Refer to the **Product Color Options** page in this price list.

Ⓕ Select glide option.

GFT	- Felt glides
GNL	- Plastic/Nylon Glides
GSL	- Steel glides

Ⓖ Select upholstery grade/color.
Refer to **ki.com/fabrics**

UPHOLSTERY INFORMATION

C.O.M. Upholstery
C.O.M. requirement for 10 chairs or less with upholstered seat or upholstered seat and back is 3/4 yard per chair of 54” wide nondirectional fabric. For orders of 11 or more with upholstered seat and back and for complete information on ordering C.O.M. see “Ordering C.O.M., C.O.V. and C.O.L.” section.

Californina TB133 Fire Safety Code
For California Technical Bulletin 133 compliant models, add the following upcharge.

Model=Solid Color, Polypropylene
Added List Price=$13
Model=Solid Color, Upholstered Seat
Added List Price=$83
Model=Solid Color, Upholstered Seat/Back
Added List Price=$120

SPECIAL SERVICES

Special Carton Marking

With specially marked information	N/C

Shipping
Ships **assembled, FOB Green Bay, WI 54302, freight prepaid.** Freight class 125.

Specifications and prices are subject to change without prior notice.

Doni®
Guest Chairs

Doni®
Guest Chairs



DNW1
DNW2
DNW3
DNWA
DNWB

Tapered Wood Leg Armless Chair

- Solid or two-tone colored shell
- Wood legs available in 8 finishes
- Unlimited color match
- 17 degrees of hip articulation
- Task and stack chair models available
- 300 pound approved

		MODEL NUMBER																			
	Features	Basic Model	Fire Code	Poly Solid Color	Poly Outside/Inside Color	Wood Leg Finish	Glide Option	Upholstery Color	Approx. Packaged Weight	Delivered Pricing Unupholstered	Delivered Pricing Fabric Grade 1 & C.O.M.	Delivered Pricing Fabric Grade 2	Delivered Pricing Fabric Grade 3	Delivered Pricing C.O.V.	Delivered Pricing Vinyl Group 2V	Delivered Pricing Pallas Fabric Group P0	Delivered Pricing Pallas Fabric Group P1	Delivered Pricing Pallas Fabric Group P2	Delivered Pricing Pallas Fabric Group P3	Delivered Pricing Pallas Fabric Group P4
	Solid Color, Polypropylene	DNW100	□□□	□□□		□□□	GPL		18.0#	$ 777										
	Solid Color, Upholstered Seat	DNW200	□□□	□□□		□□□	GPL	□□□□□	20.5#	N/A	919	930	950	919	950	960	1009	1028	1052	1086
	Solid Color, Upholstered Seat/Back	DNW300	□□□	□□□		□□□	GPL	□□□□□	22.0#	N/A	954	963	984	954	984	994	1041	1061	1085	1119
	Two-Tone, Polypropylene	DNWA00	NFR		□□□□□□	□□□	GPL		18.0#	845										
	Two-Tone, Upholstered Seat	DNWB00	NFR		□□□□□□	□□□	GPL	□□□□□	20.5#	N/A	986	996	1017	986	1017	1028	1074	1094	1117	1152
		Ⓐ	Ⓑ	Ⓒ	Ⓓ	Ⓔ	Ⓕ	Ⓖ												

HOW TO ORDER

Indicate the following information on order form:
1. Quantity of each item.
2. Model number, including options. See “How To Build a Model Number”.
3. Any special service required.

Note: • The □ indicates that a choice is required.
- The absence of the □ indicates that no choice is required.
- Alpha-numeric characters in place of □ indicate that no other alternatives are available.

HOW TO BUILD A MODEL NUMBER

Ⓐ Select basic model.

Ⓑ Select fire code.

FR	- Compliance to TB 133
NFR	- Compliance to TB 117-2013

See Upholstery Information for TB133 upcharge.

Ⓒ Select solid poly color.
Refer to the **Product Color Options** page in this price list.

Ⓓ Select outside/inside poly color.
Refer to the **Product Color Options** page in this price list.

Ⓔ Select wood leg finish color.
Refer to the **Product Color Options** page in this price list.

Ⓕ Select glide option.

GPL	- Plastic glides

Ⓖ Select upholstery grade/color.
Refer to **ki.com/fabrics**

UPHOLSTERY INFORMATION

C.O.M. Upholstery
C.O.M. requirement for 10 chairs or less with upholstered seat or upholstered seat and back is 3/4 yard per chair of 54” wide nondirectional fabric. For orders of 11 or more with upholstered seat and back and for complete information on ordering C.O.M. see “Ordering C.O.M., C.O.V. and C.O.L.” section.

Californina TB133 Fire Safety Code
For California Technical Bulletin 133 compliant models, add the following upcharge.

Model=Solid Color, Polypropylene
Added List Price=$13
Model=Solid Color, Upholstered Seat
Added List Price=$83
Model=Solid Color, Upholstered Seat/Back
Added List Price=$120

SPECIAL SERVICES

Special Carton Marking

With specially marked information	N/C

Shipping
Ships **assembled, FOB Green Bay, WI 54302, freight prepaid.** Freight class 125.

Specifications and prices are subject to change without prior notice.

Doni®
Guest Chairs

Doni®
Guest Chairs

	MODEL	Features	MODEL NUMBER: Basic Model	Fire Code	Poly Solid Color	Poly Outside/Inside Color	Glide Option	Upholstery Color	Approx. Packaged Weight	Delivered Pricing Unuphol-stered	Delivered Pricing Fabric Grade 1 & C.O.M.	Delivered Pricing Fabric Grade 2	Delivered Pricing Fabric Grade 3	Delivered Pricing C.O.V.	Delivered Pricing Vinyl Group 2V	Delivered Pricing Pallas Fabric Group P0	Delivered Pricing Pallas Fabric Group P1	Delivered Pricing Pallas Fabric Group P2	Delivered Pricing Pallas Fabric Group P3	Delivered Pricing Pallas Fabric Group P4
	**Wire Tower Base Armless Chair** • Solid or two-tone colored shell • Chrome base • Unlimited color match • 17 degrees of hip articulation • Frames finished in bright nickel-chrome plating • Task and stack chair models available • 400 pound approved	Solid Color, Polypropylene	DNZ100	□□□	□□□		□□□		17.5#	$ 414										
		Solid Color, Upholstered Seat	DNZ200	□□□	□□□		□□□	□□□□□	20.0#	N/A	553	565	584	553	584	596	643	662	685	719
		Solid Color, Upholstered Seat/ Back	DNZ300	□□□	□□□		□□□	□□□□□	21.5#	N/A	586	598	617	586	617	629	676	694	718	753
		Two-Tone, Polypropylene	DNZA00	NFR		□□□□□□	□□□		17.5#	480										
		Two-Tone, Upholstered Seat	DNZB00	NFR		□□□□□□	□□□	□□□□□	20.0#	N/A	619	632	650	619	650	662	710	728	751	786
DNZ1																				
DNZ2																				
DNZ3																				
DNZA																				
DNZB																				
			Ⓐ	Ⓑ	Ⓒ	Ⓓ	Ⓔ	Ⓕ												

HOW TO ORDER

Indicate the following information on order form:
1. Quantity of each item.
2. Model number, including options. See “How To Build a Model Number”.
3. Any special service required.

Note: • The □ indicates that a choice is required.
- The absence of the □ indicates that no choice is required.
- Alpha-numeric characters in place of □ indicate that no other alternatives are available.

HOW TO BUILD A MODEL NUMBER

Ⓐ Select basic model.

Ⓑ Select fire code.

FR	- Compliance to TB 133
NFR	- Compliance to TB 117-2013

See Upholstery Information for TB133 upcharge.

Ⓒ Select solid poly color.
Refer to the **Product Color Options** page in this price list.

Ⓓ Select outside/inside poly color.
Refer to the **Product Color Options** page in this price list.

Ⓔ Select glide option.

GFT	- Felt glides
GPL	- Plastic glides

Ⓕ Select upholstery grade/color.
Refer to **ki.com/fabrics**

UPHOLSTERY INFORMATION

C.O.M. Upholstery
C.O.M. requirement for 10 chairs or less with upholstered seat or upholstered seat and back is 3/4 yard per chair of 54” wide nondirectional fabric. For orders of 11 or more with upholstered seat and back and for complete information on ordering C.O.M. see “Ordering C.O.M., C.O.V. and C.O.L.” section.

Californina TB133 Fire Safety Code
For California Technical Bulletin 133 compliant models, add the following upcharge.

Model=Solid Color, Polypropylene
Added List Price=$13
Model=Solid Color, Upholstered Seat
Added List Price=$83
Model=Solid Color, Upholstered Seat/Back
Added List Price=$120

SPECIAL SERVICES

Special Carton Marking

With specially marked information	N/C

Shipping
Ships **assembled, FOB Green Bay, WI 54302, freight prepaid.** Freight class 125.

Specifications and prices are subject to change without prior notice.

Doni®
Stack Chair General Information

Doni®
Stack Chair General Information



Four-Leg Armless Chair



Four-Leg Arm Chair



Four-Leg Armless Chair with Casters



Four-Leg Arm Chair with Casters

Features				
Stackable	•	•	•	•
Poly, upholstered seat, or upholstered seat/back	•	•	•	•
General Dimensions				
Seat width	19-1/4"	19-1/4"	19-1/4"	19-1/4"
Seat depth	18-3/4"	18-3/4"	18-3/4"	18-3/4"
Seat height (upholstered add 1")	18"	18"	18"	18"
Overall Dimensions				
Width	22-1/4"	25-3/8"	23-1/4"	25-3/8"
Depth	21-1/2"	21-1/2	22-1/8	22-1/8
Height	33-3/4"	33-3/4"	33-3/4"	33-3/4"
Arms to floor		26-1/2"		26-1/2"
Stacking on Dolly				
Overall width	25"	25-3/8"	25"	25-3/8"
Overall depth	42"	42"	42"	42"
Quantity/height - poly	12 Chairs / 69" High	12 Chairs / 69" High	12 Chairs / 69" High	12 Chairs / 69" High
Quantity/height - upholstered	6 Chairs / 50" High	6 Chairs / 50" High	6 Chairs / 50" High	6 Chairs / 50" High
Stacking on Floor				
Width	22-1/4"	25-3/8"	23-1/4"	25-3/8"
Depth	34"	34"	34"	34'
Quantity/height	6 Chairs / 49" High	6 Chairs / 49" High	6 Chairs / 49" High	6 Chairs / 49" High



Sled Base Armless Chair



Sled Base Arm Chair



24" Cafe Stool



30" Cafe Stool



Transport Dolly

Features					
Stackable	•	•			
Poly, upholstered seat, or upholstered seat/back	•	•	•	•	
General Dimensions					
Seat width	19-1/4"	19-1/4"	19-1/4"	19-1/4"	
Seat depth	18-3/4"	18-3/4"	18-3/4"	18-3/4"	
Seat height (upholstered add 1")	18"	18"	24"	30"	
Overall Dimensions					
Width	22-1/4"	25-3/8"	21"	22-1/2"	23-3/4"
Depth	22-1/8"	22-1/8"	21"	21-1/2"	35-1/2"
Height	33-3/4"	33-3/4"	39-3/4"	45-3/4"	62-1/4"
Arms to floor		26-1/2"			
Stacking on Dolly					
Overall width	25"	25-3/8"			
Overall depth	42"	42"			
Quantity/height - poly	12 Chairs / 69" High	12 Chairs / 69" High			
Quantity/height - upholstered	6 Chairs / 50" High	6 Chairs / 50" High			
Stacking on Floor					
Width	22"	25-3/8"			
Depth	34"	34"			
Quantity/height	6 Chairs / 49" High	6 Chairs / 49" High			

C.O.M. Testing and Production Requirements
Not all materials are suitable for upholstering this product. A 1 yd. x 54" sample must be submitted and approved prior to acceptance of an order. If the fabric is directional in pattern or weave, the direction must be indicated on the submitted sample, and additional yardage may be requested.

Test samples must be sent to:

KI
Attn: C.O.M. Specialist
1687 Westminster Drive - Gate 3
Green Bay, WI 54302

Design
Designed by Giancarlo Piretti and manufac-tured in the USA by Krueger International, Inc. under license from Pro-Cord S.p.A

KI Color Match Program
KI offers the additional option of color matching paint, polypropylene, or wood stain through Product Modification Requests. Contact Customer Service for details.

Whatever you imagine, whatever you require, KI's Color Match program lets you pick your color!

Color Match Process - Poly Seating Information can be found here.

INFORMATION

Warranty
Refer to KI Terms & Conditions document or visit ki.com



Four Leg ChangeUp Tablet Arm Chair with Glides



Four Leg ChangeUp Tablet Arm Chair with Casters



Sled Base ChangeUp Tablet Arm Chair

Features			
Stackable			
Poly, upholstered seat, or upholstered seat/back	•	•	•
General Dimensions			
Seat width	19-1/4"	19-1/4"	19-1/4"
Seat depth	18-3/4"	18-3/4"	18-3/4"
Seat height (upholstered add 1")	18"	18"	18"
Tablet to chair back clearance	16-1/4"	16-1/4"	16-1/4"
Overall Dimensions			
Width	25-3/4"	25-3/4"	25"
Depth	28" - 32-1/4"	28" - 32-1/4"	28-1/2" - 33"
Height	33-3/4"	33-3/4"	33-3/4"
Arms to floor	27-1/4"	27-1/4"	27-1/4"

C.O.M. Testing and Production Requirements
Not all materials are suitable for upholstering this product. A 1 yd. x 54" sample must be submitted and approved prior to acceptance of an order. If the fabric is directional in pattern or weave, the direction must be indicated on the submitted sample, and additional yardage may be requested.

Test samples must be sent to:

KI
Attn: C.O.M. Specialist
1687 Westminster Drive - Gate 3
Green Bay, WI 54302

Design
Designed by Giancarlo Piretti and manufac-tured in the USA by Krueger International, Inc. under license from Pro-Cord S.p.A

KI Color Match Program
KI offers the additional option of color matching paint, polypropylene, or wood stain through Product Modification Requests. Contact Customer Service for details.

Whatever you imagine, whatever you require, KI's Color Match program lets you pick your color!

Color Match Process - Poly Seating Information can be found here.

Doni®
Stack Chair General Information

TECHNICAL SPECIFICATIONS

Seat Shell and Backrest Articulation Mechanism
The backrest, seat, and shroud are injection-molded polypropylene. The seat and backrest are joined by a pair of hidden articulation mechanisms, each consisting of a 14-gauge steel housing, twin 7-gauge levers and steel coil springs. While maintaining a one-piece shell appearance, this mechanism allows the backrest to recline up to 17-degrees of motion.

Optional Upholstered Seat and Back
Urethane foam is attached to an injection-molded polypropylene liner board, then upholstered using a draw-string process. Seat foam is molded nominal 1" thickness, and back foam is nominal 1/2" thickness. The flush-head fasteners that attach the back pad are color-matched to the polypropylene.

4-leg and Caster Frames
Legs are made from 7/8" O.D. by 13-gauge tubular steel. A single ring of 1/2" diameter steel wire forms the crossmember. All joints are welded. An optional wallsaver configuration is available. The wallsaver configuration maintains 1/2" gap between backrest and wall by locking the backrest mechanisms in the upright position.

Sled Frames
Sled side frames are made from 3/4" O.D. by 13-gauge tubular steel. A single ring of 1/2" diameter steel wire forms the crossmember. All joints are welded.

Frame Finishes
Frames are finished in either baked-on electrostatically-applied 30-degree gloss epoxy powder-coat paint, or bright nickel-chrome plating.

Arms
Optional armrests are available. When equipped with arms, the support structure is a continuation of the rear leg, finished to match the frame color. The armrests are injection-molded glass-reinforced polypropylene. Arm color matches the frame finish, (except Chrome, hammertone, and metallic finishes; which match the outer shell poly color). The steel frame tube is inserted into a socket molded into the armrest, and secured with a screw.

INFORMATION

Warranty
Refer to KI Terms & Conditions document or visit ki.com

Glides

4-Leg Chairs

The bottom ends of the leg tubes are formed to be vertical where they meet the floor and the glides are pressed into them. Three glide options are available; felt, plastic, and steel. Felt and plastic glides have a swivel base and have easy-on/easy-off replaceable caps, which makes field replacement easy and efficient (plastic & felt caps are interchangeable). Steel glides have a non-swivel base and do not have interchangeable caps. No color options are available for glides.

Sled Base Chairs

Three glide options are available; non-skid, plastic, and steel. Non-skid glides are molded in two shots with a high impact ridged PVC upper and a flexible PVC base. Plastic glides are injection molded polypropylene. Steel glides are two-part construction consisting of a plastic housing with a stainless steel insert for the base. Glides are attached to the chair frame with one screw each. No color options are available for glides.

Casters

4-leg chairs may be ordered with casters instead of glides. Casters are 50 mm O.D., double-wheel high-impact thermoplastic, available with hard or soft wheel surface, in black only.

Gangers

Optional gangers are available on armless 4-leg and sled base chairs only. Gangers are made of chrome-plated 3/16" diameter steel wire, mounted to the chair with an injection-molded nylon hub.

Café Stool Base

A seat ring is made of 1/2" diameter steel wire and attached to the seat with 14-gauge steel brackets. Legs are made from 3/4" diameter steel tubing, and the footring is formed of 1/2" diameter steel wire. All joints are welded and the frames are finished in either baked-on electrostatically-applied 30-degree gloss epoxy powder-coat paint or bright nickel-chrome plating.

Glides

Café stools are equipped with swivel glides in a bright steel finish. The floor contact surface is either steel or neutral color nylon.

Transport Dolly

Frame construction is welded tubular steel with black powder-coated finish and 5" wheels (two swivel and two fixed). The dolly fits 4-leg or sled base chairs and has a capacity of twelve poly chairs or six upholstered.

ChangeUp™ Tablet Arm

ChangeUp tablet support is integral to the chair frame and consists of a 7/8" diameter solid steel rod welded to the front and rear support tubes. A three-piece molded plastic armrest is included and attached to the chair frame using a #10 x 2 1/2" Phillips pan head tapping screw.

The tablet mechanism consists a die-cast aluminum housing, upper and lower plastic bearings, and 11-gauge steel clamp and tablet board support plates. The tablet mechanism is clamped onto the chair frame over two plastic bushing halves and a 5/16" diameter by 1 3/4" hardened steel pin with a die-cast aluminum cap secured with two 1/4-20 x 3/4" button socket head cap screws. The pin creates a solid 90° up/down pivot stop and the bushings provide a smooth, quiet operation. In the use position, the tablet mechanism rotates outward from the chair back an additional 20° and permits approximately 3 1/2" of adjustment for ingress/egress without stowing the tablet.

The tablet worksurface is 21" wide by 13 1/2" deep (235 square inches) is secured to the tablet board support plate with twelve #12 x 5/8" Phillips flat head tapping screws. The tablet board is made of 18 mm Baltic Birch plywood with .040" high-pressure laminate top surface and .02" thick phenolic backer surface for an overall board thickness of approximately 3/4". Edges are lacquered with a clear finish and sealed. The factory installed tablet assembly is not field installable and may not be removed.

Doni®
Stack Chair General Information

STATEMENT OF LINE

All models are available in polypropylene seat/backrest, upholstered seat/ polypropylene backrest, or upholstered seat/backrest.


DN1100


DN1111


DN2100


DN2111


DN3100


DN3111


DNC100


DNC111


DNH100


DNJ100


DN4100H24


DNX100


DNW100


DNY100


DNZ100


DN119R

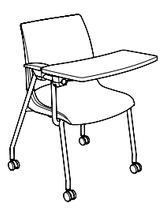
DN219R


DN319R

DIMENSIONS

Doni 4-Leg Armless Chair

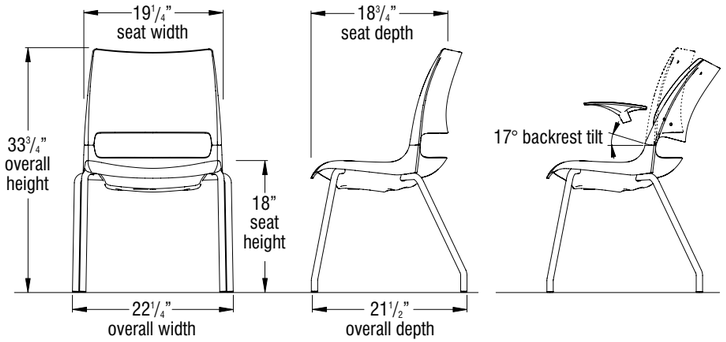

Doni 4-Leg Armchair

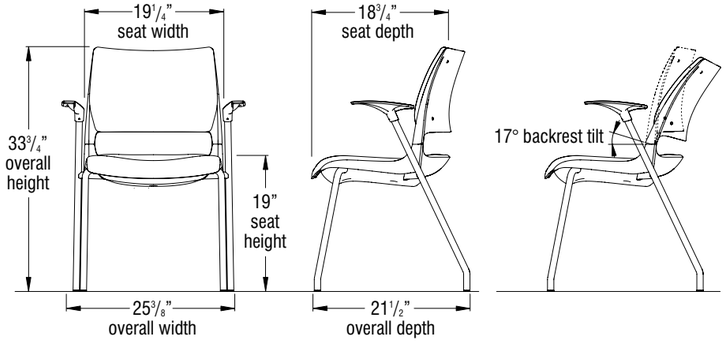

Doni 4-Leg Armless Chair with Casters

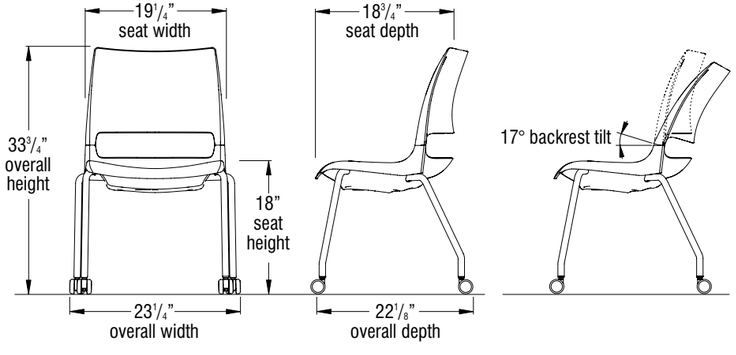

DIMENSIONS

Doni 4-Leg ChangeUp Tablet Armchair with Glides

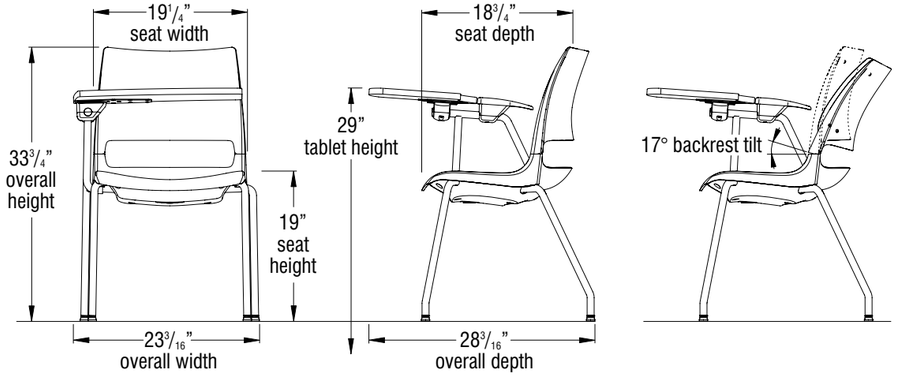

ChangeUp Tablet Arm

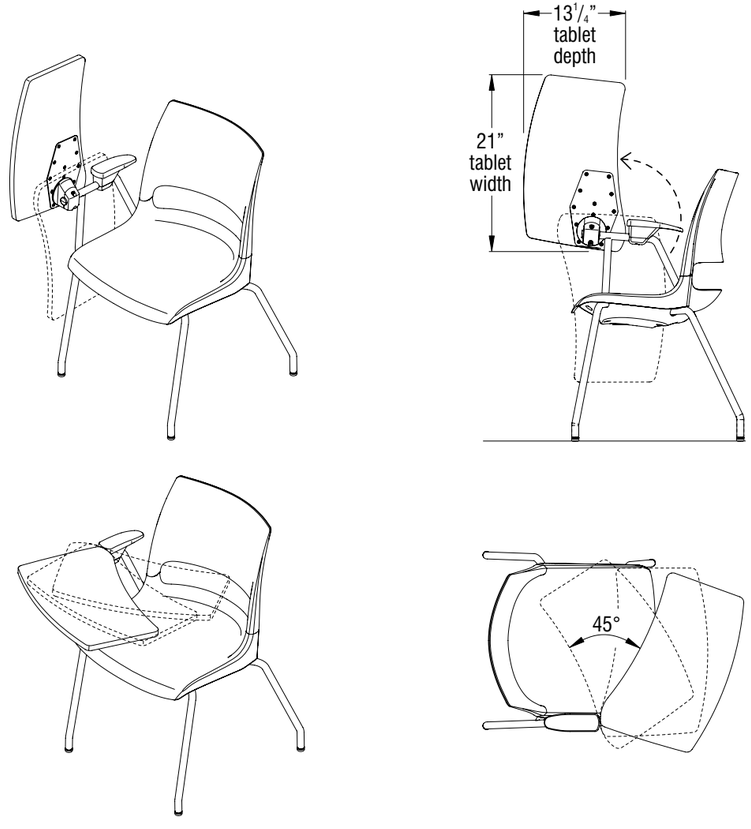

Doni®
Stack Chair General Information

DIMENSIONS

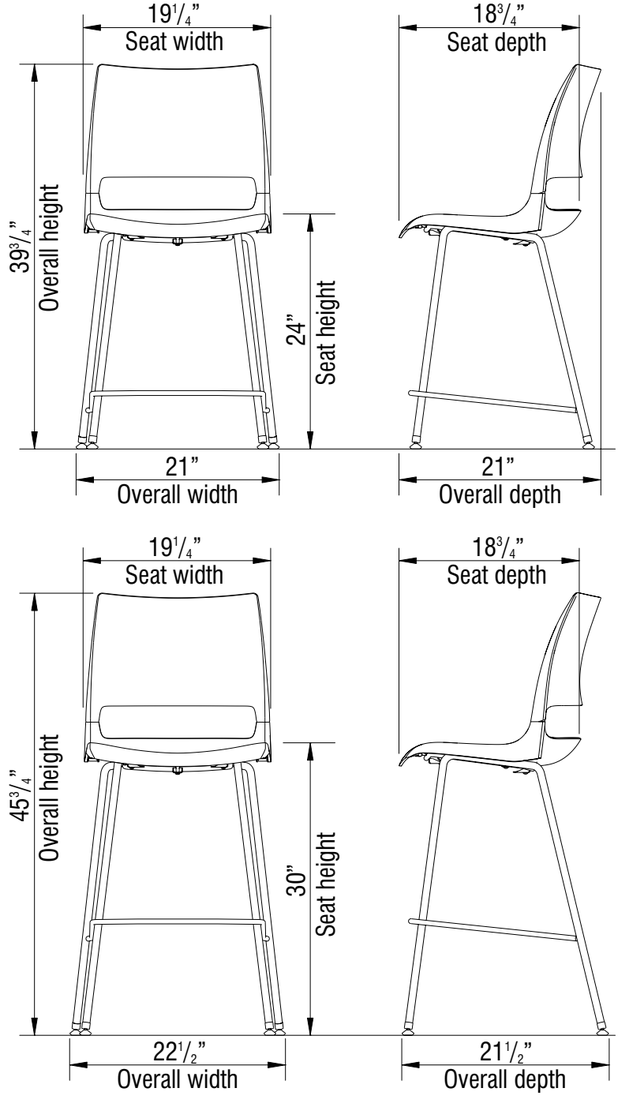

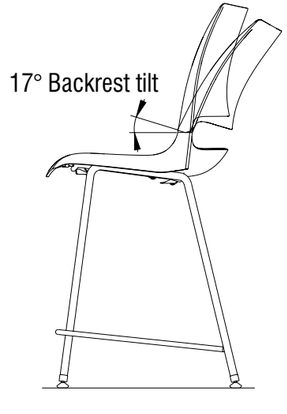

Dolly

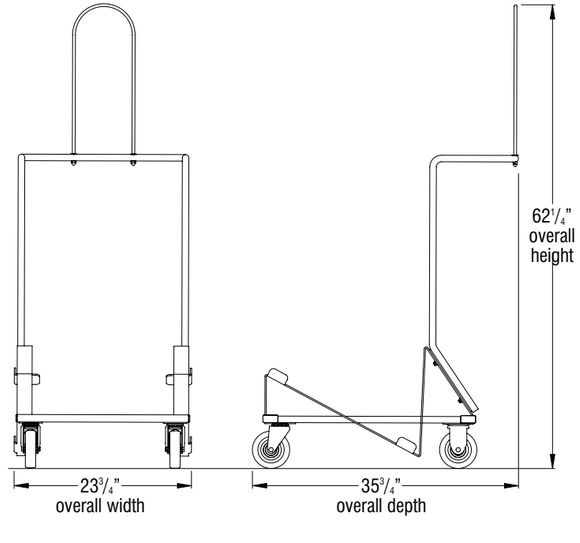

Ganging Mechanism allows curved rows and rotates out of sight below the seat when not in use. Available on 4-leg and sled base chairs only.

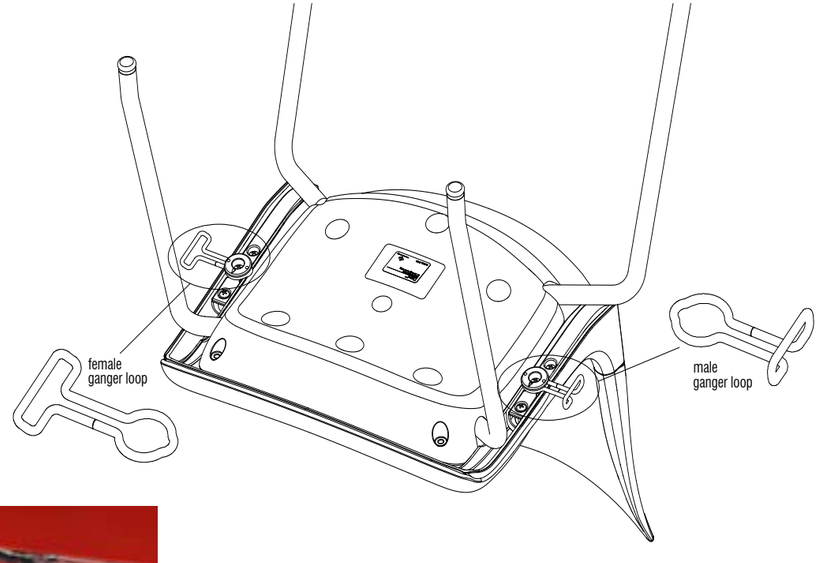



Doni®
Stack Chair Color Options

Frame Color

Black	BL
Blue Grey	GR
Bronze Metallic	ZM
Cayenne	CY
Champagne Metallic	CM
Chrome	CH
Cool Grey	CG
Cottonwood	CO
Earthen Clay	EY
Espresso Metallic	EX
Everglade Shade	EV
Flannel	FN
Glitz Metallic	GZ
Hazy Jade	HJ
Honey Bee	HY
Light Tone	LG
Mardi Gras	MG
Misty Brown	MY
Nemo	NE
Nordic	ND
Poppy Red	PR
Purple Haze	PH
Rubber Ducky	RK
Sky Blue	SK
Starlight Silver Metallic	SX
Surf's Up	SP
Twilight Shadow	TI
Ultra Blue	UB
Warm Grey	WG
Zesty Lime	ZL

SOLID COLOR Seat and Back Polypropylene Non Flame-Retardant

Black	PBL
Blue Grey	PGR
Cool Grey	PCG
Cottonwood	PCO
Earthen Clay	PEY
Everglade Shade	PEV
Flannel	PFN
Hazy Jade	PHJ
Honey Bee	PHY
Light Tone	PLG
Misty Brown	PMY
Nemo	PNE
Nordic	PND
Poppy Red	PPR
Surf's Up	PSP
Twilight Shadow	PTI
Ultra Blue	PUB
Warm Grey	PWG
Zesty Lime	PZL

SOLID COLOR Seat and Back Polypropylene Flame-Retardant

Black	PBL

The above seating product can be manufactured using the appropriate flame-retardant materials for compliance of California Technical Bulletin 133.

TWO-TONE COLOR Seat and Back - Polypropylene Non Flame-Retardant

Outside/Inside

Outside Black/Inside Cottonwood	OBL/ICO
Outside Blue Grey/Inside Cool Grey	OGR/ICG
Outside Blue Grey/Inside Cottonwood	OGR/ICO
Outside Cool Grey/Inside Cottonwood	OCG/ICO
Outside Flannel/Inside Warm Grey	OFN/IWG
Outside Misty Brown/Inside Cottonwood	OMY/ICO
Outside Nemo/Inside Cottonwood	ONE/ICO
Outside Nordic/Inside Cool Grey	OND/ICG
Outside Poppy Red/Inside Cottonwood	OPR/ICO
Outside Surf's Up/Inside Cool Grey	OSP/ICG
Outside Ultra Blue/Inside Cottonwood	OUB/ICO
Outside Zesty Lime/Inside Cottonwood	OZL/ICO

ChangeUp Table Arm Color - Laminate

Belair	LBQ
Biltmore Cherry	LBT
Black	LBK
Brighton Walnut	LBW
Canyon Zephyr	LCA
Castle Oak	LCO
Casual Linen	LCU
Cherry Storm	LCX
Classic Linen	LCI
Cloud Zephyr	LCL
Cocobala	LCC
Crisp Linen	LRI
Desert Zephyr	LDZ
Dove Grey	LDG
Fired Steel	LIL
Flax Linen	LXF
Florence Walnut	LFC
Forged Steel	LOL
Friston Ash	LFH
Frosty White	LFW
Graphite Nebula	LGN
Grey	LGE
High Rise	LHE
Hollyberry	LHY
Irish Linen	LIH
Island	LID
Italian Silver Ash	LIT
Kensington Maple	LKM
Lapis Blue	LLB
Markerboard White	LMK
Misted Zephyr	LMR
Monticello Maple	LMT
Nickel Evolv	LNV
North Sea	LNA
Ocean	LON
Pearl Bisque	LPB
Pearl Silver	LPS
Pressed Linen	LPR
River Cherry	LRY
Rugged Linen	LRG
Satin Stainless	LSS
Shadow Zephyr	LSR
Silicon evolv	LSV
Sterling Ash	LAZ
Tailored Linen	LTL
Titanium evolv	LTV
White Nebula	LWL
White Sand	LWN
Windsor Mahogany	LWY

Doni®
Stack Chairs

Doni®
Stack Chairs



DN11
DN12
DN13
DN1A
DN1B

Four-Leg Armless Chair

- Solid or two-tone colored shell
- Unlimited color match
- 17 degrees of hip articulation
- Task and guest chair models available
- 400 pound approved
- Stacking

		MODEL NUMBER																			
	Features	Basic Model	Fire Code	Poly Solid Color	Poly Outside/Inside Color	Frame Color	Glide Option	Upholstery Color	Approx. Packaged Weight	Delivered Pricing Unupholstered	Delivered Pricing Fabric Grade 1 & C.O.M.	Delivered Pricing Fabric Grade 2	Delivered Pricing Fabric Grade 3	Delivered Pricing C.O.V.	Delivered Pricing Vinyl Group 2V	Delivered Pricing Pallas Fabric Group P0	Delivered Pricing Pallas Fabric Group P1	Delivered Pricing Pallas Fabric Group P2	Delivered Pricing Pallas Fabric Group P3	Delivered Pricing Pallas Fabric Group P4
	Solid Color, Polypropylene	DN1100	□□□	□□□		□□	□□□		19.0#	$ 346										
	Solid Color, Upholstered Seat	DN1200	□□□	□□□		□□	□□□	□□□□□	21.5#	N/A	487	497	518	487	518	527	576	596	618	652
	Solid Color, Upholstered Seat/Back	DN1300	□□□	□□□		□□	□□□	□□□□□	23.0#	N/A	521	532	550	521	550	562	610	629	651	686
	Two-Tone, Polypropylene	DN1A00	NFR		□□□□□□	□□	□□□		19.0#	414										
	Two-Tone, Upholstered Seat	DN1B00	NFR		□□□□□□	□□	□□□	□□□□□	21.5#	N/A	553	565	584	553	584	596	643	662	685	719
		Ⓐ	Ⓑ	Ⓒ	Ⓓ	Ⓔ	Ⓕ	Ⓖ												

HOW TO ORDER

Indicate the following information on order form:
1. Quantity of each item.
2. Model number, including options. See “How To Build a Model Number”.
3. Any special service required.

Note: • The □ indicates that a choice is required.
- The absence of the □ indicates that no choice is required.
- Alpha-numeric characters in place of □ indicate that no other alternatives are available.

HOW TO BUILD A MODEL NUMBER

Ⓐ Select basic model.

Ⓑ Select fire code.

NFR	- Compliance to TB 117-2013
FR	- Compliance to TB 133

See Upholstery Information for TB133 upcharge.

Ⓒ Select solid poly color.
Refer to the **Product Color Options** page in this price list.

Ⓓ Select outside/inside poly color.
Refer to the **Product Color Options** page in this price list.

Ⓔ Select frame color.
Refer to the **Product Color Options** page in this price list.

Ⓕ Select glide option.

GFT	- Felt glides
GPL	- Plastic glides
GSL	- Steel glides

Ⓖ Select upholstery grade/color.
Refer to **ki.com/fabrics**

UPHOLSTERY INFORMATION

C.O.M. Upholstery
C.O.M. requirement for 10 chairs or less with upholstered seat or upholstered seat and back is 3/4 yard per chair of 54” wide nondirectional fabric. For orders of 11 or more with upholstered seat and back and for complete information on ordering C.O.M. see “Ordering C.O.M., C.O.V. and C.O.L.” section.

Californina TB133 Fire Safety Code
For California Technical Bulletin 133 compliant models, add the following upcharge.

Model=Solid Color, Polypropylene
Added List Price=$13
Model=Solid Color, Upholstered Seat
Added List Price=$83
Model=Solid Color, Upholstered Seat/Back
Added List Price=$120

SPECIAL SERVICES

Special Carton Marking

With specially marked information	N/C

Shipping
Ships **assembled, FOB Green Bay, WI 54302, freight prepaid.** Freight class 125.

Specifications and prices are subject to change without prior notice.

Doni®
Stack Chairs

Doni®
Stack Chairs



DN21
DN22
DN23
DN2A
DN2B

Four-Leg Armless Chair with Casters

- Solid or two-tone colored shell
- Unlimited color match
- 17 degrees of hip articulation
- Task and guest chair models available
- 400 pound approved
- Stacking. Caution should be exercised to prevent casters from marring components such as frames, fabric, etc., and to prevent casters from becoming "hung up" underneath the seat of the chair

		MODEL NUMBER																				
	Features	Basic Model	Fire Code	Poly Solid Color	Poly Outside/Inside Color	Frame Color	Caster Type	Upholstery Color	Approx. Packaged Weight	Delivered Pricing Unupholstered	Delivered Pricing Fabric Grade 1 & C.O.M.	Delivered Pricing Fabric Grade 2	Delivered Pricing Fabric Grade 3	Delivered Pricing C.O.V.	Delivered Pricing Vinyl Group 2V	Delivered Pricing Pallas Fabric Group P0	Delivered Pricing Pallas Fabric Group P1	Delivered Pricing Pallas Fabric Group P2	Delivered Pricing Pallas Fabric Group P3	Delivered Pricing Pallas Fabric Group P4
	Solid Color, Polypropylene	DN2100	□□□	□□□		□□	□□□		19.5#	$ 392										
	Solid Color, Upholstered Seat	DN2200	□□□	□□□		□□	□□□	□□□□□	22.0#	N/A	535	544	565	535	565	575	622	642	666	699
	Solid Color, Upholstered Seat/Back	DN2300	□□□	□□□		□□	□□□	□□□□□	23.5#	N/A	567	577	598	567	598	609	656	675	698	733
	Two-Tone, Polypropylene	DN2A00	NFR		□□□□□□	□□	□□□		19.5#	459										
	Two-Tone, Upholstered Seat	DN2B00	NFR		□□□□□□	□□	□□□	□□□□□	22.0#	N/A	600	611	632	600	632	642	689	708	732	767

Ⓐ Ⓑ Ⓒ Ⓓ Ⓔ Ⓕ Ⓖ

HOW TO ORDER

Indicate the following information on order form:
1. Quantity of each item.
2. Model number, including options. See "How To Build a Model Number".
3. Any special service required.

Note: • The □ indicates that a choice is required.
- The absence of the □ indicates that no choice is required.
- Alpha-numeric characters in place of □ indicate that no other alternatives are available.

HOW TO BUILD A MODEL NUMBER

Ⓐ Select basic model.

Ⓑ Select fire code.

NFR	- Compliance to TB 117-2013
FR	- Compliance to TB 133

See Upholstery Information for TB133 upcharge.

Ⓒ Select solid poly color.
Refer to the **Product Color Options** page in this price list.

Ⓓ Select outside/inside poly color.
Refer to the **Product Color Options** page in this price list.

Ⓔ Select frame color.
Refer to the **Product Color Options** page in this price list.

Ⓕ Select casters.

CHC	- Hard floor casters
CCC	- Carpet casters

Ⓖ Select upholstery grade/color.
Refer to **ki.com/fabrics**

UPHOLSTERY INFORMATION

C.O.M. Upholstery
C.O.M. requirement for 10 chairs or less with upholstered seat or upholstered seat and back is 3/4 yard per chair of 54" wide nondirectional fabric. For orders of 11 or more with upholstered seat and back and for complete information on ordering C.O.M. see "Ordering C.O.M., C.O.V. and C.O.L." section.

Californina TB133 Fire Safety Code
For California Technical Bulletin 133 compliant models, add the following upcharge.

Model=Solid Color, Polypropylene
Added List Price=$13
Model=Solid Color, Upholstered Seat
Added List Price=$83
Model=Solid Color, Upholstered Seat/Back
Added List Price=$120

SPECIAL SERVICES

Special Carton Marking

With specially marked information	N/C

Shipping
Ships **assembled, FOB Green Bay, WI 54302, freight prepaid.** Freight class 125.

Specifications and prices are subject to change without prior notice.

Doni®
Stack Chairs

Doni®
Stack Chairs



DN11
DN12
DN13
DN1A
DN1B

Four-Leg Arm Chair

- Solid or two-tone colored shell
- Unlimited color match
- 17 degrees of hip articulation
- Task and guest chair models available
- 400 pound approved
- Stacking

		MODEL NUMBER																			
	Features	Basic Model	Fire Code	Poly Solid Color	Poly Outside/Inside Color	Frame Color	Glide Option	Upholstery Color	Approx. Packaged Weight	Delivered Pricing Unupholstered	Delivered Pricing Fabric Grade 1 & C.O.M.	Delivered Pricing Fabric Grade 2	Delivered Pricing Fabric Grade 3	Delivered Pricing C.O.V.	Delivered Pricing Vinyl Group 2V	Delivered Pricing Pallas Fabric Group P0	Delivered Pricing Pallas Fabric Group P1	Delivered Pricing Pallas Fabric Group P2	Delivered Pricing Pallas Fabric Group P3	Delivered Pricing Pallas Fabric Group P4
	Solid Color, Polypropylene	DN1111	□□□	□□□		□□	□□□		20.5#	$ 418										
	Solid Color, Upholstered Seat	DN1211	□□□	□□□		□□	□□□	□□□□□	23.0#	N/A	559	570	590	559	590	600	648	667	690	725
	Solid Color, Upholstered Seat/Back	DN1311	□□□	□□□		□□	□□□	□□□□□	24.5#	N/A	592	603	622	592	622	635	681	699	724	759
	Two-Tone, Polypropylene	DN1A11	NFR		□□□□□□	□□	□□□		20.5#	485										
	Two-Tone, Upholstered Seat	DN1B11	NFR		□□□□□□	□□	□□□	□□□□□	23.0#	N/A	624	637	656	624	656	667	715	733	758	793
						Ⓔ														
		Ⓐ	Ⓑ	Ⓒ	Ⓓ		Ⓕ	Ⓖ												

HOW TO ORDER

Indicate the following information on order form:
1. Quantity of each item.
2. Model number, including options. See “How To Build a Model Number”.
3. Any special service required.

Note: • The □ indicates that a choice is required.
- The absence of the □ indicates that no choice is required.
- Alpha-numeric characters in place of □ indicate that no other alternatives are available.

HOW TO BUILD A MODEL NUMBER

Ⓐ Select basic model.

Ⓑ Select fire code.

NFR	- Compliance to TB 117-2013
FR	- Compliance to TB 133

See Upholstery Information for TB133 upcharge.

Ⓒ Select solid poly color.
Refer to the **Product Color Options** page in this price list.

Ⓓ Select outside/inside poly color.
Refer to the **Product Color Options** page in this price list.

Ⓔ Select frame color.
Refer to the **Product Color Options** page in this price list.

Ⓕ Select glide option.

GFT	- Felt glides
GPL	- Plastic glides
GSL	- Steel glides

Ⓖ Select upholstery grade/color.
Refer to **ki.com/fabrics**

UPHOLSTERY INFORMATION

C.O.M. Upholstery
C.O.M. requirement for 10 chairs or less with upholstered seat or upholstered seat and back is 3/4 yard per chair of 54” wide nondirectional fabric. For orders of 11 or more with upholstered seat and back and for complete information on ordering C.O.M. see “Ordering C.O.M., C.O.V. and C.O.L.” section.

Californina TB133 Fire Safety Code
For California Technical Bulletin 133 compliant models, add the following upcharge.

Model=Solid Color, Polypropylene
Added List Price=$13
Model=Solid Color, Upholstered Seat
Added List Price=$83
Model=Solid Color, Upholstered Seat/Back
Added List Price=$120

SPECIAL SERVICES

Special Carton Marking

With specially marked information	N/C

Shipping
Ships **assembled, FOB Green Bay, WI 54302, freight prepaid.** Freight class 125.

Specifications and prices are subject to change without prior notice.

Doni®
Stack Chairs

Doni®
Stack Chairs



DN21
DN22
DN23
DN2A
DN2B

Four-Leg Arm Chair with Casters

- Solid or two-tone colored shell
- Unlimited color match
- 17 degrees of hip articulation
- Task and guest chair models available
- 400 pound approved
- Stacking. Caution should be exercised to prevent casters from marring components such as frames, fabric, etc., and to prevent casters from becoming "hung up" underneath the seat of the chair

		MODEL NUMBER																				
	Features	Basic Model	Fire Code	Poly Solid Color	Poly Outside/Inside Color	Frame Color	Caster Type	Upholstery Color	Approx. Packaged Weight	Delivered Pricing Unupholstered	Delivered Pricing Fabric Grade 1 & C.O.M.	Delivered Pricing Fabric Grade 2	Delivered Pricing Fabric Grade 3	Delivered Pricing C.O.V.	Delivered Pricing Vinyl Group 2V	Delivered Pricing Pallas Fabric Group P0	Delivered Pricing Pallas Fabric Group P1	Delivered Pricing Pallas Fabric Group P2	Delivered Pricing Pallas Fabric Group P3	Delivered Pricing Pallas Fabric Group P4
	Solid Color, Polypropylene	DN2111	□□□	□□□		□□	□□□		21.0#	$ 463										
	Solid Color, Upholstered Seat	DN2211	□□□	□□□		□□	□□□	□□□□□	23.5#	N/A	606	616	637	606	637	646	694	714	737	771
	Solid Color, Upholstered Seat/Back	DN2311	□□□	□□□		□□	□□□	□□□□□	25.0#	N/A	639	649	670	639	670	680	728	746	770	806
	Two-Tone, Polypropylene	DN2A11	NFR		□□□□□□	□□	□□□		21.0#	532										
	Two-Tone, Upholstered Seat	DN2B11	NFR		□□□□□□	□□	□□□	□□□□□	23.5#	N/A	672	683	702	672	702	714	761	781	804	838

Doni®
Stack Chairs

Doni®
Stack Chairs



DNH1
DNH2
DNH3
DNHA
DNHB

Four-Leg Armless Ganging Chair

- Solid or two-tone colored shell
- Unlimited color match
- 17 degrees of hip articulation
- Task and guest chair models available
- 400 pound approved
- Stacking

		MODEL NUMBER																			
	Features	Basic Model	Fire Code	Poly Solid Color	Poly Outside/Inside Color	Frame Color	Glide Option	Upholstery Color	Approx. Packaged Weight	Delivered Pricing Unupholstered	Delivered Pricing Fabric Grade 1 & C.O.M.	Delivered Pricing Fabric Grade 2	Delivered Pricing Fabric Grade 3	Delivered Pricing C.O.V.	Delivered Pricing Vinyl Group 2V	Delivered Pricing Pallas Fabric Group P0	Delivered Pricing Pallas Fabric Group P1	Delivered Pricing Pallas Fabric Group P2	Delivered Pricing Pallas Fabric Group P3	Delivered Pricing Pallas Fabric Group P4
	Solid Color, Polypropylene	DNH100	□□□	□□□		□□	□□□		19.0#	$ 414										
	Solid Color, Upholstered Seat	DNH200	□□□	□□□		□□	□□□	□□□□□	21.5#	N/A	553	565	584	553	584	596	643	662	685	719
	Solid Color, Upholstered Seat/Back	DNH300	□□□	□□□		□□	□□□	□□□□□	23.0#	N/A	586	598	617	586	617	629	676	694	718	753
	Two-Tone, Polypropylene	DNHA00	NFR		□□□□□□	□□	□□□		19.0#	480										
	Two-Tone, Upholstered Seat	DNHB00	NFR		□□□□□□	□□	□□□	□□□□□	21.5#	N/A	619	632	650	619	650	662	710	728	751	786
		Ⓐ	Ⓑ	Ⓒ	Ⓓ	Ⓔ	Ⓕ	Ⓖ												

HOW TO ORDER

Indicate the following information on order form:
1. Quantity of each item.
2. Model number, including options. See “How To Build a Model Number”.
3. Any special service required.

Note: • The □ indicates that a choice is required.
- The absence of the □ indicates that no choice is required.
- Alpha-numeric characters in place of □ indicate that no other alternatives are available.

HOW TO BUILD A MODEL NUMBER

Ⓐ Select basic model.

Ⓑ Select fire code.

NFR	- Compliance to TB 117-2013
FR	- Compliance to TB 133

See Upholstery Information for TB133 upcharge.

Ⓒ Select solid poly color.
Refer to the **Product Color Options** page in th price list.

Ⓓ Select outside/inside poly color.
Refer to the **Product Color Options** page in th price list.

Ⓔ Select frame color.
Refer to the **Product Color Options** page in th price list.

Ⓕ Select glide option.

GFT	- Felt glides
GPL	- Plastic glides
GSL	- Steel glides

Ⓖ Select upholstery grade/color.
Refer to **ki.com/fabrics**

UPHOLSTERY INFORMATION

C.O.M. Upholstery
C.O.M. requirement for 10 chairs or less with upholstered seat or upholstered seat and back is 3/4 yard per chair of 54” wide nondirectional fabric. For orders of 11 or more with upholstered seat and back and for complete information on ordering C.O.M. see “Ordering C.O.M., C.O.V. and C.O.L.” section.

Californina TB133 Fire Safety Code
For California Technical Bulletin 133 compliant models, add the following upcharge.

Model=Solid Color, Polypropylene
Added List Price=$13
Model=Solid Color, Upholstered Seat
Added List Price=$83
Model=Solid Color, Upholstered Seat/Back
Added List Price=$120

SPECIAL SERVICES

Special Carton Marking

With specially marked information	N/C

Shipping
Ships **assembled, FOB Green Bay, WI 54302, freight prepaid.** Freight class 125.

Specifications and prices are subject to change without prior notice.

Doni®
Stack Chairs

Doni®
Stack Chairs



DNC1
DNC2
DNC3
DNCA
DNCB

Four-Leg Armless Wallsaver Chair

- Solid or two-tone colored shell
- Unlimited color match
- Task and guest chair models available
- 400 pound approved
- Stacking

		MODEL NUMBER																			
	Features	Basic Model	Fire Code	Poly Solid Color	Poly Outside/Inside Color	Frame Color	Glide Option	Upholstery Color	Approx. Packaged Weight	Delivered Pricing Unupholstered	Delivered Pricing Fabric Grade 1 & C.O.M.	Delivered Pricing Fabric Grade 2	Delivered Pricing Fabric Grade 3	Delivered Pricing C.O.V.	Delivered Pricing Vinyl Group 2V	Delivered Pricing Pallas Fabric Group P0	Delivered Pricing Pallas Fabric Group P1	Delivered Pricing Pallas Fabric Group P2	Delivered Pricing Pallas Fabric Group P3	Delivered Pricing Pallas Fabric Group P4
	Solid Color, Polypropylene	DNC100	□□□	□□□		□□	□□□		19.0#	$ 400										
	Solid Color, Upholstered Seat	DNC200	□□□	□□□		□□	□□□	□□□□□	21.5#	N/A	540	550	571	540	571	581	631	648	672	707
	Solid Color, Upholstered Seat/Back	DNC300	□□□	□□□		□□	□□□	□□□□□	23.0#	N/A	573	584	604	573	604	615	663	681	706	740
	Two-Tone, Polypropylene	DNCA00	NFR		□□□□□□	□□	□□□		19.0#	465										
	Two-Tone, Upholstered Seat	DNCB00	NFR		□□□□□□	□□	□□□	□□□□□	21.5#	N/A	607	617	638	607	638	648	696	715	738	772
		Ⓐ	Ⓑ	Ⓒ	Ⓓ	Ⓔ	Ⓕ	Ⓖ												

HOW TO ORDER

Indicate the following information on order form:
1. Quantity of each item.
2. Model number, including options. See “How To Build a Model Number”.
3. Any special service required.

Note: • The □ indicates that a choice is required.
- The absence of the □ indicates that no choice is required.
- Alpha-numeric characters in place of □ indicate that no other alternatives are available.

HOW TO BUILD A MODEL NUMBER

Ⓐ Select basic model.

Ⓑ Select fire code.

NFR	- Compliance to TB 117-2013
FR	- Compliance to TB 133

See Upholstery Information for TB133 upcharge.

Ⓒ Select solid poly color.
Refer to the **Product Color Options** page in this price list.

Ⓓ Select outside/inside poly color.
Refer to the **Product Color Options** page in this price list.

Ⓔ Select frame color.
Refer to the **Product Color Options** page in this price list.

Ⓕ Select glide option.

GFT	- Felt glides
GPL	- Plastic glides
GSL	- Steel glides

Ⓖ Select upholstery grade/color.
Refer to **ki.com/fabrics**

UPHOLSTERY INFORMATION

C.O.M. Upholstery
C.O.M. requirement for 10 chairs or less with upholstered seat or upholstered seat and back is 3/4 yard per chair of 54” wide nondirectional fabric. For orders of 11 or more with upholstered seat and back and for complete information on ordering C.O.M. see “Ordering C.O.M., C.O.V. and C.O.L.” section.

Californina TB133 Fire Safety Code
For California Technical Bulletin 133 compliant models, add the following upcharge.

Model=Solid Color, Polypropylene
Added List Price=$13
Model=Solid Color, Upholstered Seat
Added List Price=$83
Model=Solid Color, Upholstered Seat/Back
Added List Price=$120

SPECIAL SERVICES

Special Carton Marking

With specially marked information	N/C

Shipping
Ships **assembled, FOB Green Bay, WI 54302, freight prepaid.** Freight class 125.

Specifications and prices are subject to change without prior notice.

Doni®
Stack Chairs

Doni®
Stack Chairs



DNC1
DNC2
DNC3
DNCA
DNCB

Four-Leg Wallsaver Arm Chair

- Solid or two-tone colored shell
- Unlimited color match
- Task and guest chair models available
- 400 pound approved
- Stacking

		MODEL NUMBER																			
	Features	Basic Model	Fire Code	Poly Solid Color	Poly Outside/Inside Color	Frame Color	Glide Option	Upholstery Color	Approx. Packaged Weight	Delivered Pricing Unupholstered	Delivered Pricing Fabric Grade 1 & C.O.M.	Delivered Pricing Fabric Grade 2	Delivered Pricing Fabric Grade 3	Delivered Pricing C.O.V.	Delivered Pricing Vinyl Group 2V	Delivered Pricing Pallas Fabric Group P0	Delivered Pricing Pallas Fabric Group P1	Delivered Pricing Pallas Fabric Group P2	Delivered Pricing Pallas Fabric Group P3	Delivered Pricing Pallas Fabric Group P4
	Solid Color, Polypropylene	DNC111	□□□	□□□		□□	□□□		20.5#	$ 471										
	Solid Color, Upholstered Seat	DNC211	□□□	□□□		□□	□□□	□□□□□	23.0#	N/A	612	622	643	612	643	652	701	719	744	777
	Solid Color, Upholstered Seat/Back	DNC311	□□□	□□□		□□	□□□	□□□□□	24.5#	N/A	645	656	676	645	676	686	734	753	775	811
	Two-Tone, Polypropylene	DNCA11	NFR		□□□□□□	□□	□□□		20.5#	538										
	Two-Tone, Upholstered Seat	DNCB11	NFR		□□□□□□	□□	□□□	□□□□□	23.0#	N/A	678	689	710	678	710	719	768	786	810	845
		Ⓐ	Ⓑ	Ⓒ	Ⓓ	Ⓔ	Ⓕ	Ⓖ												

HOW TO ORDER

Indicate the following information on order form:
1. Quantity of each item.
2. Model number, including options. See “How To Build a Model Number”.
3. Any special service required.

Note: • The □ indicates that a choice is required.
- The absence of the □ indicates that no choice is required.
- Alpha-numeric characters in place of □ indicate that no other alternatives are available.

HOW TO BUILD A MODEL NUMBER

Ⓐ Select basic model.

Ⓑ Select fire code.

NFR	- Compliance to TB 117-2013
FR	- Compliance to TB 133

See Upholstery Information for TB133 upcharge.

Ⓒ Select solid poly color.
Refer to the **Product Color Options** page in this price list.

Ⓓ Select outside/inside poly color.
Refer to the **Product Color Options** page in this price list.

Ⓔ Select frame color.
Refer to the **Product Color Options** page in this price list.

Ⓕ Select glide option.

GFT	- Felt glides
GPL	- Plastic glides
GSL	- Steel glides

Ⓖ Select upholstery grade/color.
Refer to **ki.com/fabrics**

UPHOLSTERY INFORMATION

C.O.M. Upholstery
C.O.M. requirement for 10 chairs or less with upholstered seat or upholstered seat and back is 3/4 yard per chair of 54” wide nondirectional fabric. For orders of 11 or more with upholstered seat and back and for complete information on ordering C.O.M. see “Ordering C.O.M., C.O.V. and C.O.L.” section.

Californina TB133 Fire Safety Code
For California Technical Bulletin 133 compliant models, add the following upcharge.

Model=Solid Color, Polypropylene
Added List Price=$13
Model=Solid Color, Upholstered Seat
Added List Price=$83
Model=Solid Color, Upholstered Seat/Back
Added List Price=$120

SPECIAL SERVICES

Special Carton Marking

With specially marked information	N/C

Shipping
Ships **assembled, FOB Green Bay, WI 54302, freight prepaid.** Freight class 125.

Specifications and prices are subject to change without prior notice.

Doni®
Stack Chairs

Doni®
Stack Chairs



DN31
DN32
DN33
DN3A
DN3B

Sled Base Armless Chair

- Solid or two-tone colored shell
- Unlimited color match
- 17 degrees of hip articulation
- Task and guest chair models available
- 400 pound approved
- Stacking

		MODEL NUMBER																			
	Features	Basic Model	Fire Code	Poly Solid Color	Poly Outside/Inside Color	Frame Color	Glide Option	Upholstery Color	Approx. Packaged Weight	Delivered Pricing Unupholstered	Delivered Pricing Fabric Grade 1 & C.O.M.	Delivered Pricing Fabric Grade 2	Delivered Pricing Fabric Grade 3	Delivered Pricing C.O.V.	Delivered Pricing Vinyl Group 2V	Delivered Pricing Pallas Fabric Group P0	Delivered Pricing Pallas Fabric Group P1	Delivered Pricing Pallas Fabric Group P2	Delivered Pricing Pallas Fabric Group P3	Delivered Pricing Pallas Fabric Group P4
	Solid Color, Polypropylene	DN3100	□□□	□□□		□□	□□□		20.0#	$ 359										
	Solid Color, Upholstered Seat	DN3200	□□□	□□□		□□	□□□	□□□□□	22.5#	N/A	500	511	532	500	532	541	590	609	633	667
	Solid Color, Upholstered Seat/Back	DN3300	□□□	□□□		□□	□□□	□□□□□	24.0#	N/A	535	544	565	535	565	575	622	642	666	699
	Two-Tone, Polypropylene	DN3A00	NFR		□□□□□□	□□	□□□		20.0#	424										
	Two-Tone, Upholstered Seat	DN3B00	NFR		□□□□□□	□□	□□□	□□□□□	22.5#	N/A	567	577	598	567	598	609	656	675	698	733
		Ⓐ	Ⓑ	Ⓒ	Ⓓ	Ⓔ	Ⓕ	Ⓖ												

HOW TO ORDER

Indicate the following information on order form:
1. Quantity of each item.
2. Model number, including options. See “How To Build a Model Number”.
3. Any special service required.

Note: • The □ indicates that a choice is required.
- The absence of the □ indicates that no choice is required.
- Alpha-numeric characters in place of □ indicate that no other alternatives are available.

HOW TO BUILD A MODEL NUMBER

Ⓐ Select basic model.

Ⓑ Select fire code.

NFR	- Compliance to TB 117-2013
FR	- Compliance to TB 133

See Upholstery Information for TB133 upcharge.

Ⓒ Select solid poly color.
Refer to the **Product Color Options** page in this price list.

Ⓓ Select outside/inside poly color.
Refer to the **Product Color Options** page in this price list.

Ⓔ Select frame color.
Refer to the **Product Color Options** page in this price list.

Ⓕ Select glide option.

GNG	- No glides
GNS	- Non-skid glides
GPL	- Plastic glides
GSL	- Steel glides
GFT	- Felt glides

Ⓖ Select upholstery grade/color.
Refer to **ki.com/fabrics**

UPHOLSTERY INFORMATION

C.O.M. Upholstery
C.O.M. requirement for 10 chairs or less with upholstered seat or upholstered seat and back is 3/4 yard per chair of 54” wide nondirectional fabric. For orders of 11 or more with upholstered seat and back and for complete information on ordering C.O.M. see “Ordering C.O.M., C.O.V. and C.O.L.” section.

Californina TB133 Fire Safety Code
For California Technical Bulletin 133 compliant models, add the following upcharge.

Model=Solid Color, Polypropylene
Added List Price=$13
Model=Solid Color, Upholstered Seat
Added List Price=$83
Model=Solid Color, Upholstered Seat/Back
Added List Price=$120

SPECIAL SERVICES

Special Carton Marking

With specially marked information	N/C

Shipping
Ships **assembled, FOB Green Bay, WI 54302, freight prepaid.** Freight class 125.

Specifications and prices are subject to change without prior notice.

Doni®
Stack Chairs

Doni®
Stack Chairs



DN31
DN32
DN33
DN3A
DN3B

Sled Base Arm Chair

- Solid or two-tone colored shell
- Unlimited color match
- 17 degrees of hip articulation
- Task and guest chair models available
- 400 pound approved
- Stacking

		MODEL NUMBER																			
	Features	Basic Model	Fire Code	Poly Solid Color	Poly Outside/Inside Color	Frame Color	Glide Option	Upholstery Color	Approx. Packaged Weight	Delivered Pricing Unupholstered	Delivered Pricing Fabric Grade 1 & C.O.M.	Delivered Pricing Fabric Grade 2	Delivered Pricing Fabric Grade 3	Delivered Pricing C.O.V.	Delivered Pricing Vinyl Group 2V	Delivered Pricing Pallas Fabric Group P0	Delivered Pricing Pallas Fabric Group P1	Delivered Pricing Pallas Fabric Group P2	Delivered Pricing Pallas Fabric Group P3	Delivered Pricing Pallas Fabric Group P4
	Solid Color, Polypropylene	DN3111	□□□	□□□		□□	□□□		21.5#	$ 430										
	Solid Color, Upholstered Seat	DN3211	□□□	□□□		□□	□□□	□□□□□	24.0#	N/A	572	583	603	572	603	613	662	680	705	738
	Solid Color, Upholstered Seat/Back	DN3311	□□□	□□□		□□	□□□	□□□□□	25.5#	N/A	606	616	637	606	637	646	694	714	737	771
	Two-Tone, Polypropylene	DN3A11	NFR		□□□□□□	□□	□□□		21.5#	497										
	Two-Tone, Upholstered Seat	DN3B11	NFR		□□□□□□	□□	□□□	□□□□□	24.0#	N/A	639	649	670	639	670	680	728	746	770	806
		Ⓐ	Ⓑ	Ⓒ	Ⓓ	Ⓔ	Ⓕ	Ⓖ												

HOW TO ORDER

Indicate the following information on order form:
1. Quantity of each item.
2. Model number, including options. See “How To Build a Model Number”.
3. Any special service required.

Note: • The □ indicates that a choice is required.
- The absence of the □ indicates that no choice is required.
- Alpha-numeric characters in place of □ indicate that no other alternatives are available.

HOW TO BUILD A MODEL NUMBER

Ⓐ Select basic model.

Ⓑ Select fire code.

NFR	- Compliance to TB 117-2013
FR	- Compliance to TB 133

See Upholstery Information for TB133 upcharge.

Ⓒ Select solid poly color.
Refer to the **Product Color Options** page in this price list.

Ⓓ Select outside/inside poly color.
Refer to the **Product Color Options** page in this price list.

Ⓔ Select frame color.
Refer to the **Product Color Options** page in this price list.

Ⓕ Select glide option.

GNG	- No glides
GNS	- Non-skid glides
GPL	- Plastic glides
GSL	- Steel glides
GFT	- Felt glides

Ⓖ Select upholstery grade/color.
Refer to **ki.com/fabrics**

UPHOLSTERY INFORMATION

C.O.M. Upholstery
C.O.M. requirement for 10 chairs or less with upholstered seat or upholstered seat and back is 3/4 yard per chair of 54” wide nondirectional fabric. For orders of 11 or more with upholstered seat and back and for complete information on ordering C.O.M. see “Ordering C.O.M., C.O.V. and C.O.L.” section.

Californina TB133 Fire Safety Code
For California Technical Bulletin 133 compliant models, add the following upcharge.

Model=Solid Color, Polypropylene
Added List Price=$13
Model=Solid Color, Upholstered Seat
Added List Price=$83
Model=Solid Color, Upholstered Seat/Back
Added List Price=$120

SPECIAL SERVICES

Special Carton Marking

With specially marked information	N/C

Shipping
Ships **assembled, FOB Green Bay, WI 54302, freight prepaid.** Freight class 125.

Specifications and prices are subject to change without prior notice.

Doni®
Stack Chairs

Doni®
Stack Chairs



DNJ1
DNJ2
DNJ3
DNJA
DNJB

Sled Base Armless Ganging Chair

- Solid or two-tone colored shell
- Unlimited color match
- 17 degrees of hip articulation
- Task and guest chair models available
- 400 pound approved
- Stacking

		MODEL NUMBER																			
	Features	Basic Model	Fire Code	Poly Solid Color	Poly Outside/Inside Color	Frame Color	Glide Option	Upholstery Color	Approx. Packaged Weight	Delivered Pricing Unupholstered	Delivered Pricing Fabric Grade 1 & C.O.M.	Delivered Pricing Fabric Grade 2	Delivered Pricing Fabric Grade 3	Delivered Pricing C.O.V.	Delivered Pricing Vinyl Group 2V	Delivered Pricing Pallas Fabric Group P0	Delivered Pricing Pallas Fabric Group P1	Delivered Pricing Pallas Fabric Group P2	Delivered Pricing Pallas Fabric Group P3	Delivered Pricing Pallas Fabric Group P4
	Solid Color, Polypropylene	DNJ100	□□□	□□□		□□	□□□		20.0#	$ 424										
	Solid Color, Upholstered Seat	DNJ200	□□□	□□□		□□	□□□	□□□□□	22.5#	N/A	567	577	598	567	598	609	656	675	698	733
	Solid Color, Upholstered Seat/Back	DNJ300	□□□	□□□		□□	□□□	□□□□□	24.0#	N/A	600	611	632	600	632	642	689	708	732	767
	Two-Tone, Polypropylene	DNJA00	NFR		□□□□□□	□□	□□□		20.0#	492										
	Two-Tone, Upholstered Seat	DNJB00	NFR		□□□□□□	□□	□□□	□□□□□	22.5#	N/A	635	644	664	635	664	675	721	741	766	799
		Ⓐ	Ⓑ	Ⓒ	Ⓓ	Ⓔ	Ⓕ	Ⓖ												

HOW TO ORDER

Indicate the following information on order form:
1. Quantity of each item.
2. Model number, including options. See “How To Build a Model Number”.
3. Any special service required.

Note: • The □ indicates that a choice is required.
- The absence of the □ indicates that no choice is required.
- Alpha-numeric characters in place of □ indicate that no other alternatives are available.

HOW TO BUILD A MODEL NUMBER

Ⓐ Select basic model.

Ⓑ Select fire code.

NFR	- Compliance to TB 117-2013
FR	- Compliance to TB 133

See Upholstery Information for TB133 upcharge.

Ⓒ Select solid poly color.
Refer to the **Product Color Options** page in this price list.

Ⓓ Select outside/inside poly color.
Refer to the **Product Color Options** page in this price list.

Ⓔ Select frame color.
Refer to the **Product Color Options** page in this price list.

Ⓕ Select glide option.

GNG	- No glides
GNS	- Non-skid glides
GPL	- Plastic glides
GSL	- Steel glides
GFT	- Felt glides

Ⓖ Select upholstery grade/color.
Refer to **ki.com/fabrics**

UPHOLSTERY INFORMATION

C.O.M. Upholstery
C.O.M. requirement for 10 chairs or less with upholstered seat or upholstered seat and back is 3/4 yard per chair of 54” wide nondirectional fabric. For orders of 11 or more with upholstered seat and back and for complete information on ordering C.O.M. see “Ordering C.O.M., C.O.V. and C.O.L.” section.

Californina TB133 Fire Safety Code
For California Technical Bulletin 133 compliant models, add the following upcharge.

Model=Solid Color, Polypropylene
Added List Price=$13
Model=Solid Color, Upholstered Seat
Added List Price=$83
Model=Solid Color, Upholstered Seat/Back
Added List Price=$120

SPECIAL SERVICES

Special Carton Marking

With specially marked information	N/C

Shipping
Ships **assembled, FOB Green Bay, WI 54302, freight prepaid.** Freight class 125.

Specifications and prices are subject to change without prior notice.

Doni®
Stack Chairs

Doni®
Stack Chairs



DN11
DN12
DN13
DN1A
DN1B

Four-Leg ChangeUp Tablet Arm Chair with Glides

- Solid or two-tone colored shell
- Unlimited color match
- 17 degrees of hip articulation
- Large work surface (21"W x 13.3"D)
- Work surface flips and folds
- Work surface has 20 degrees of ingress/egress movement
- Work surface rated to 250 pounds
- Chair rated to 400 pounds

		MODEL NUMBER																			
	Features	Basic Model	Fire Code	Poly Solid Color	Poly Outside/Inside Color	Frame Color	Glide Option	Tablet Arm Color	Upholstery Color	Approx. Packaged Weight	Delivered Pricing Unupholstered	Delivered Pricing Fabric Grade 1 & C.O.M.	Delivered Pricing Fabric Grade 2	Delivered Pricing Fabric Grade 3	Delivered Pricing C.O.V.	Delivered Pricing Vinyl Group 2V	Delivered Pricing Pallas Fabric Group P0	Delivered Pricing Pallas Fabric Group P1	Delivered Pricing Pallas Fabric Group P2	Delivered Pricing Pallas Fabric Group P3
	Solid Color, Polypropylene, Left Hand	DN119L	□□□	□□□		□□	□□□	□□□		29.0#	$ 815									
	Solid Color, Polypropylene, Right Hand	DN119R	□□□	□□□		□□	□□□	□□□		40.5#	815									
	Solid Color, Upholstered Seat, Left Hand	DN129L	□□□	□□□		□□	□□□	□□□	□□□□□	43.5#	N/A	957	967	988	957	988	997	1045	1065	1088
	Solid Color, Upholstered Seat, Right Hand	DN129R	□□□	□□□		□□	□□□	□□□	□□□□□	43.5#	N/A	957	967	988	957	988	997	1045	1065	1088
	Solid Color, Upholstered Seat/Back, Left Hand	DN139L	□□□	□□□		□□	□□□	□□□	□□□□□	45.5#	N/A	990	1002	1020	990	1020	1031	1080	1098	1121
	Solid Color, Upholstered Seat/Back, Right Hand	DN139R	□□□	□□□		□□	□□□	□□□	□□□□□	45.5#	N/A	990	1002	1020	990	1020	1031	1080	1098	1121
	Two-Tone, Polypropylene, Left Hand	DN1A9L	NFR		□□□□□□	□□	□□□	□□□		40.5#	883									
	Two-Tone, Polypropylene, Right Hand	DN1A9R	NFR		□□□□□□	□□	□□□	□□□		41.0#	883									
	Two-Tone, Upholstered Seat, Left Hand	DN1B9L	NFR		□□□□□□	□□	□□□	□□□	□□□□□	43.5#	N/A	1023	1035	1054	1023	1054	1065	1112	1131	1155
	Two-Tone, Upholstered Seat, Right Hand	DN1B9R	NFR		□□□□□□	□□	□□□	□□□	□□□□□	43.5#	N/A	1023	1035	1054	1023	1054	1065	1112	1131	1155
		Ⓐ	Ⓑ	Ⓒ	Ⓓ	Ⓔ	Ⓕ	Ⓖ	Ⓗ											

HOW TO ORDER

Indicate the following information on order form:
1. Quantity of each item.
2. Model number, including options. See "How To Build a Model Number".
3. Any special service required.

Note: • The □ indicates that a choice is required.
- The absence of the □ indicates that no choice is required.
- Alpha-numeric characters in place of □ indicate that no other alternatives are available.

HOW TO BUILD A MODEL NUMBER

Ⓐ Select basic model.

Ⓑ Select fire code.

NFR	- Compliance to TB 117-2013
FR	- Compliance to TB 133

See Upholstery Information for TB133 upcharge.

Ⓒ Select solid poly color.
Refer to the **Product Color Options** page in this price list.

Ⓓ Select outside/inside poly color.
Refer to the **Product Color Options** page in this price list.

Ⓔ Select frame color.
Refer to the **Product Color Options** page in this price list.

Ⓕ Select glide option.

GFT	- Felt glides
GPL	- Plastic glides
GSL	- Steel glides

Ⓖ Select tablet arm color.
Refer to the **Product Color Options** page in this price list.

Ⓗ Select upholstery grade/color.
Refer to **ki.com/fabrics**

UPHOLSTERY INFORMATION

C.O.M. Upholstery
C.O.M. requirement for 10 chairs or less with upholstered seat or upholstered seat and back is 3/4 yard per chair of 54" wide nondirectional fabric. For orders of 11 or more with upholstered seat and back and for complete information on ordering C.O.M. see "Ordering C.O.M., C.O.V. and C.O.L." section.

Californina TB133 Fire Safety Code
For California Technical Bulletin 133 compliant models, add the following upcharge.

Model=Solid Color, Polypropylene
Added List Price=$13
Model=Solid Color, Upholstered Seat
Added List Price=$83
Model=Solid Color, Upholstered Seat/Back
Added List Price=$120

SPECIAL SERVICES

Special Carton Marking

With specially marked information	N/C

Shipping
Ships **assembled, FOB Green Bay, WI 54302, freight prepaid.** Freight class 125.

Specifications and prices are subject to change without prior notice.

Doni®
Stack Chairs

Doni®
Stack Chairs



DN21
DN22
DN23
DN2A
DN2B

Four-Leg ChangeUp Tablet Arm Chair with Casters

- Solid or two-tone colored shell
- Unlimited color match
- 17 degrees of hip articulation
- Large work surface (21"W x 13.3"D)
- Work surface flips and folds
- Work surface has 20 degrees of ingress/egress movement
- Work surface rated to 250 pounds

		MODEL NUMBER																			
	Features	Basic Model	Fire Code	Poly Solid Color	Poly Outside/Inside Color	Frame Color	Caster Type	Tablet Arm Color	Upholstery Color	Approx. Packaged Weight	Delivered Pricing Unupholstered	Delivered Pricing Fabric Grade 1 & C.O.M.	Delivered Pricing Fabric Grade 2	Delivered Pricing Fabric Grade 3	Delivered Pricing C.O.V.	Delivered Pricing Vinyl Group 2V	Delivered Pricing Pallas Fabric Group P0	Delivered Pricing Pallas Fabric Group P1	Delivered Pricing Pallas Fabric Group P2	Delivered Pricing Pallas Fabric Group P3
	Solid Color, Polypropylene, Left Hand	DN219L	□□□	□□□		□□	□□□	□□□		41.0#	$ 862									
	Solid Color, Polypropylene, Right Hand	DN219R	□□□	□□□		□□	□□□	□□□		41.0#	862									
	Solid Color, Upholstered Seat, Left Hand	DN229L	□□□	□□□		□□	□□□	□□□	□□□□□	44.0#	N/A	1004	1013	1035	1004	1035	1044	1091	1111	1136
	Solid Color, Upholstered Seat, Right Hand	DN229R	□□□	□□□		□□	□□□	□□□	□□□□□	44.0#	N/A	1004	1013	1035	1004	1035	1044	1091	1111	1136
	Solid Color, Upholstered Seat/Back, Left Hand	DN239L	□□□	□□□		□□	□□□	□□□	□□□□□	46.0#	N/A	1037	1047	1068	1037	1068	1078	1125	1144	1167
	Solid Color, Upholstered Seat/Back, Right Hand	DN239R	□□□	□□□		□□	□□□	□□□	□□□□□	46.0#	N/A	1037	1047	1068	1037	1068	1078	1125	1144	1167
	Two-Tone, Polypropylene, Left Hand	DN2A9L	NFR		□□□□□□	□□	□□□	□□□		41.0#	929									
	Two-Tone, Polypropylene, Right Hand	DN2A9R	NFR		□□□□□□	□□	□□□	□□□		41.0#	929									
	Two-Toni, Upholstered Seat, Left Hand	DN2B9L	NFR		□□□□□□	□□	□□□	□□□	□□□□□	46.0#	N/A	1070	1081	1102	1070	1102	1111	1159	1178	1202
	Two-Tone, Upholstered Seat, Right Hand	DN2B9R	NFR		□□□□□□	□□	□□□	□□□	□□□□□	44.0#	N/A	1070	1081	1102	1070	1102	1111	1159	1178	1202
		Ⓐ	Ⓑ	Ⓒ	Ⓓ	Ⓔ	Ⓕ	Ⓖ	Ⓗ											

HOW TO ORDER

Indicate the following information on order form:
1. Quantity of each item.
2. Model number, including options. See "How To Build a Model Number".
3. Any special service required.

Note: • The □ indicates that a choice is required.
- The absence of the □ indicates that no choice is required.
- Alpha-numeric characters in place of □ indicate that no other alternatives are available.

HOW TO BUILD A MODEL NUMBER

Ⓐ Select basic model.

Ⓑ Select fire code.

NFR	- Compliance to TB 117-2013
FR	- Compliance to TB 133

See Upholstery Information for TB133 upcharge.

Ⓒ Select solid poly color.
Refer to the **Product Color Options** page in this price list.

Ⓓ Select outside/inside poly color.
Refer to the **Product Color Options** page in this price list.

Ⓔ Select frame color.
Refer to the **Product Color Options** page in this price list.

Ⓕ Select casters.

CHC	- Hard floor casters
CCC	- Carpet casters

Ⓖ Select tablet arm color.
Refer to the **Product Color Options** page in this price list.

Ⓗ Select upholstery grade/color.
Refer to **ki.com/fabrics**

UPHOLSTERY INFORMATION

C.O.M. Upholstery
C.O.M. requirement for 10 chairs or less with upholstered seat or upholstered seat and back is 3/4 yard per chair of 54" wide nondirectional fabric. For orders of 11 or more with upholstered seat and back and for complete information on ordering C.O.M. see "Ordering C.O.M., C.O.V. and C.O.L." section.

Californina TB133 Fire Safety Code
For California Technical Bulletin 133 compliant models, add the following upcharge.

Model=Solid Color, Polypropylene
Added List Price=$13
Model=Solid Color, Upholstered Seat
Added List Price=$83
Model=Solid Color, Upholstered Seat/Back
Added List Price=$120

SPECIAL SERVICES

Special Carton Marking

With specially marked information	N/C

Shipping
Ships **assembled, FOB Green Bay, WI 54302, freight prepaid.** Freight class 125.

Specifications and prices are subject to change without prior notice.

Doni®
Stack Chairs

Doni®
Stack Chairs

	Features	MODEL NUMBER Basic Model	Fire Code	Poly Solid Color	Poly Outside/Inside Color	Frame Color	Glide Option	Tablet Arm Color	Upholstery Color	Approx. Packaged Weight	Delivered Pricing Unupholstered	Delivered Pricing Fabric Grade 1 & C.O.M.	Delivered Pricing Fabric Grade 2	Delivered Pricing Fabric Grade 3	Delivered Pricing C.O.V.	Delivered Pricing Vinyl Group 2V	Delivered Pricing Pallas Fabric Group P0	Delivered Pricing Pallas Fabric Group P1	Delivered Pricing Pallas Fabric Group P2	Delivered Pricing Pallas Fabric Group P3
	Solid Color, Polypropylene, Left Hand	DN319L	□□□	□□□		□□	□□□	□□□		42.5#	$ 828									
	Solid Color, Polypropylene, Right Hand	DN319R	□□□	□□□		□□	□□□	□□□		42.5#	828									
	Solid Color, Upholstered Seat, Left Hand	DN329L	□□□	□□□		□□	□□□	□□□	□□□□□	45.5#	N/A	970	981	1002	970	1002	1011	1059	1078	1103
	Solid Color, Upholstered Seat, Right Hand	DN329R	□□□	□□□		□□	□□□	□□□	□□□□□	45.5#	N/A	970	981	1002	970	1002	1011	1059	1078	1103
	Solid Color, Upholstered Seat/Back, Left Hand	DN339L	□□□	□□□		□□	□□□	□□□	□□□□□	47.5#	N/A	1004	1013	1035	1004	1035	1044	1091	1111	1136
	Solid Color, Upholstered Seat/Back, Right Hand	DN339R	□□□	□□□		□□	□□□	□□□	□□□□□	47.5#	N/A	1004	1013	1035	1004	1035	1044	1091	1111	1136
DN31	Two-Tone, Polypropylene, Left Hand	DN3A9L	NFR		□□□□□□	□□	□□□	□□□		42.5#	894									
DN32	TWo-Tone, Polypropylene, Right Hand	DN3A9R	NFR		□□□□□□	□□	□□□	□□□		42.5#	894									
DN33	Two-Tone, Upholstered Seat, Left Hand	DN3B9L	NFR		□□□□□□	□□	□□□	□□□	□□□□□	45.5#	N/A	1037	1047	1068	1037	1068	1078	1125	1144	1167
DN3A	Two-Tone, Upholstered Seat, Right Hand	DN3B9R	NFR		□□□□□□	□□	□□□	□□□	□□□□□	47.5#	N/A	1037	1047	1068	1037	1068	1078	1125	1144	1167
DN3B																				
Sled Base ChangeUp Tablet Arm Chair																				
• Solid or two-tone colored shell																				
• Unlimited color match																				
• 17 degrees of hip articulation																				
• Large work surface (21"W x 13.3"D)																				
• Work surface flips and folds																				
• Work surface has 20 degrees of ingress/egress movement																				
• Work surface rated to 250 pounds																				
• Chair rated to 400 pounds																				
		Ⓐ	Ⓑ	Ⓒ	Ⓓ	Ⓔ	Ⓕ	Ⓖ	Ⓗ											

HOW TO ORDER

Indicate the following information on order form:
1. Quantity of each item.
2. Model number, including options. See "How To Build a Model Number".
3. Any special service required.

Note: • The □ indicates that a choice is required.
- The absence of the □ indicates that no choice is required.
- Alpha-numeric characters in place of □ indicate that no other alternatives are available.

HOW TO BUILD A MODEL NUMBER

Ⓐ Select basic model.

Ⓑ Select fire code.

FR	- Compliance to TB 133
NFR	- Compliance to TB 117-2013

See Upholstery Information for TB133 upcharge.

Ⓒ Select solid poly color.
Refer to the **Product Color Options** page in this price list.

Ⓓ Select outside/inside poly color.
Refer to the **Product Color Options** page in this price list.

Ⓔ Select frame color.
Refer to the **Product Color Options** page in this price list.

Ⓕ Select glide option.

GNG	- No glides
GNS	- Non-skid glides
GPL	- Plastic glides
GSL	- Steel glides
GFT	- Felt glides

Ⓖ Select tablet arm color.
Refer to the **Product Color Options** page in this price list.

Ⓗ Select upholstery grade/color.
Refer to **ki.com/fabrics**

UPHOLSTERY INFORMATION

C.O.M. Upholstery
C.O.M. requirement for 10 chairs or less with upholstered seat or upholstered seat and back is 3/4 yard per chair of 54" wide nondirectional fabric. For orders of 11 or more with upholstered seat and back and for complete information on ordering C.O.M. see "Ordering C.O.M., C.O.V. and C.O.L." section.

Californina TB133 Fire Safety Code
For California Technical Bulletin 133 compliant models, add the following upcharge.

Model=Solid Color, Polypropylene
Added List Price=$13
Model=Solid Color, Upholstered Seat
Added List Price=$83
Model=Solid Color, Upholstered Seat/Back
Added List Price=$120

SPECIAL SERVICES

Special Carton Marking

With specially marked information	N/C

Shipping
Ships **assembled, FOB Green Bay, WI 54302, freight prepaid.** Freight class 125.

Specifications and prices are subject to change without prior notice.

Doni®
Cafe Stools

Doni®
Cafe Stools



DN41
DN42
DN43
DN4A
DN4B

Four-Leg Armless Cafe Stool - 24" Height

- Solid or two-tone colored shell
- Unlimited color match
- 17 degrees of hip articulation
- Task, stack and lounge chair models available
- 400 pound approved

	MODEL NUMBER																			
Features	Basic Model Ⓐ	Fire Code Ⓑ	Poly Solid Color Ⓒ	Poly Outside/Inside Color Ⓓ	Frame Color Ⓔ	Glide Option Ⓕ	Upholstery Color Ⓖ	Approx. Packaged Weight	Delivered Pricing Unupholstered	Delivered Pricing Fabric Grade 1 & C.O.M.	Delivered Pricing Fabric Grade 2	Delivered Pricing Fabric Grade 3	Delivered Pricing C.O.V.	Delivered Pricing Vinyl Group 2V	Delivered Pricing Pallas Fabric Group P0	Delivered Pricing Pallas Fabric Group P1	Delivered Pricing Pallas Fabric Group P2	Delivered Pricing Pallas Fabric Group P3	Delivered Pricing Pallas Fabric Group P4
Solid Color, Polypropylene	DN4100H24	□□□	□□□		□□	□□□		20.5#	$ 525										
Solid Color, Upholstered Seat	DN4200H24	□□□	□□□		□□	□□□	□□□□□	23.0#	N/A	667	677	697	667	697	708	757	773	798	834
Solid Color, Upholstered Seat/Back	DN4300H24	□□□	□□□		□□	□□□	□□□□□	24.5#	N/A	699	711	731	699	731	741	789	808	833	866
Two-Tone, Polypropylene	DN4A00H24	NFR		□□□□□□	□□	□□□		20.5#	592										
Two-Tone, Upholstered Seat	DN4B00H24	NFR		□□□□□□	□□	□□□	□□□□□	23.0#	N/A	733	744	764	733	764	773	823	840	865	900

HOW TO ORDER

Indicate the following information on order form:
1. Quantity of each item.
2. Model number, including options. See "How To Build a Model Number".
3. Any special service required.

Note: • The □ indicates that a choice is required.
- The absence of the □ indicates that no choice is required.
- Alpha-numeric characters in place of □ indicate that no other alternatives are available.

HOW TO BUILD A MODEL NUMBER

Ⓐ Select basic model.

Ⓑ Select fire code.

NFR	- Compliance to TB 117-2013
FR	- Compliance to TB 133

See Upholstery Information for TB133 upcharge.

Ⓒ Select solid poly color.
Refer to the **Product Color Options** page in this price list.

Ⓓ Select outside/inside poly color.
Refer to the **Product Color Options** page in this price list.

Ⓔ Select frame color.
Refer to the **Product Color Options** page in this price list.

Ⓕ Select glide option.

GNL	- Plastic/Nylon Glides
GSL	- Steel glides
GFT	- Felt glides

Ⓖ Select upholstery grade/color.
Refer to **ki.com/fabrics**

UPHOLSTERY INFORMATION

C.O.M. Upholstery
C.O.M. requirement for 10 chairs or less with upholstered seat or upholstered seat and back is 3/4 yard per chair of 54" wide nondirectional fabric. For orders of 11 or more with upholstered seat and back and for complete information on ordering C.O.M. see "Ordering C.O.M., C.O.V. and C.O.L." section.

Californina TB133 Fire Safety Code
For California Technical Bulletin 133 compliant models, add the following upcharge.

Model=Solid Color, Polypropylene
Added List Price=$13
Model=Solid Color, Upholstered Seat
Added List Price=$83
Model=Solid Color, Upholstered Seat/Back
Added List Price=$120

SPECIAL SERVICES

Special Carton Marking

With specially marked information	N/C

Shipping
Ships **assembled, FOB Green Bay, WI 54302, freight prepaid.** Freight class 125.

Specifications and prices are subject to change without prior notice.

Doni®
Cafe Stools

Doni®
Cafe Stools



DN41
DN42
DN43
DN4A
DN4B

Four-Leg Armless Cafe Stool - 30" Height

- Solid or two-tone colored shell
- Unlimited color match
- 17 degrees of hip articulation
- Task, stack and lounge chair models available
- 400 pound approved

		MODEL NUMBER																			
	Features	Basic Model	Fire Code	Poly Solid Color	Poly Outside/Inside Color	Frame Color	Glide Option	Upholstery Color	Approx. Packaged Weight	Delivered Pricing Unupholstered	Delivered Pricing Fabric Grade 1 & C.O.M.	Delivered Pricing Fabric Grade 2	Delivered Pricing Fabric Grade 3	Delivered Pricing C.O.V.	Delivered Pricing Vinyl Group 2V	Delivered Pricing Pallas Fabric Group P0	Delivered Pricing Pallas Fabric Group P1	Delivered Pricing Pallas Fabric Group P2	Delivered Pricing Pallas Fabric Group P3	Delivered Pricing Pallas Fabric Group P4
	Solid Color, Polypropylene	DN4100H30	□□□	□□□		□□	□□□		22.0#	$ 525										
	Solid Color, Upholstered Seat	DN4200H30	□□□	□□□		□□	□□□	□□□□□	24.5#	N/A	667	677	697	667	697	708	757	773	798	834
	Solid Color, Upholstered Seat/Back	DN4300H30	□□□	□□□		□□	□□□	□□□□□	26.0#	N/A	699	711	731	699	731	741	789	808	833	866
	Two-Tone, Polypropylene	DN4A00H30	NFR		□□□□□□	□□	□□□		22.0#	592										
	Two-Tone, Upholstered Seat	DN4B00H30	NFR		□□□□□□	□□	□□□	□□□□□	24.5#	N/A	733	744	764	733	764	773	823	840	865	900
		Ⓐ	Ⓑ	Ⓒ	Ⓓ	Ⓔ	Ⓕ	Ⓖ												

HOW TO ORDER

Indicate the following information on order form:
1. Quantity of each item.
2. Model number, including options. See "How To Build a Model Number".
3. Any special service required.

Note: • The □ indicates that a choice is required.
- The absence of the □ indicates that no choice is required.
- Alpha-numeric characters in place of □ indicate that no other alternatives are available.

HOW TO BUILD A MODEL NUMBER

Ⓐ Select basic model.

Ⓑ Select fire code.

NFR	- Compliance to TB 117-2013
FR	- Compliance to TB 133

See Upholstery Information for TB133 upcharge.

Ⓒ Select solid poly color.
Refer to the **Product Color Options** page in this price list.

Ⓓ Select outside/inside poly color.
Refer to the **Product Color Options** page in this price list.

Ⓔ Select frame color.
Refer to the **Product Color Options** page in this price list.

Ⓕ Select glide option.

GFT	- Felt glides
GNL	- Plastic/Nylon Glides
GSL	- Steel glides

Ⓖ Select upholstery grade/color.
Refer to **ki.com/fabrics**

SPECIAL SERVICES

Special Carton Marking

With specially marked information N/C

Shipping

Ships **assembled, FOB Green Bay, WI 54302, freight prepaid.** Freight class 125.

Specifications and prices are subject to change without prior notice.

Doni®
Stack Chairs

	MODEL	MODEL NUMBER Basic Model	Approx. Packaged Weight	Delivered Pricing
 HRDPT	**Transport Dolly** • Black powder-coat finish	DNCD.BL	43.0 kg	$ 565
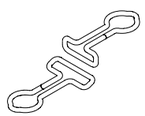 HRDPT	**Ganger Kit** • Includes one male and one female ganger loop per kit • All necessary hardware included • Each part is installed under the chair • Assembly instructions provided • Gangers are field installable	DGK	0.0 kg	$ 67
		Ⓐ		

HOW TO ORDER

Indicate the following information on order form:
1. Quantity of each item.
2. Model number, including options. See “How To Build a Model Number”.
3. Any special service required.

Note: • The ☐ indicates that a choice is required.
- The absence of the ☐ indicates that no choice is required.
- Alpha-numeric characters in place of ☐ indicate that no other alternatives are available.

HOW TO BUILD A MODEL NUMBER

Ⓐ Select basic model.

SPECIAL SERVICES

Special Carton Marking

With specially marked information N/C

Shipping

Ships **assembled, FOB Green Bay, WI 54302, freight prepaid.** Freight class 125.

Specifications and prices are subject to change without prior notice.



Armless Task Chair



Task Armchair



ChangeUp Tablet Arm Task Chair



Armless Task Stool



Task Arm Stool

Features					
Poly, upholstered seat, or upholstered seat/back	•	•	•	•	•
General Dimensions					
Seat width	19-1/4"	19-1/4"	19-1/4"	19-1/4"	19-1/4"
Seat depth	18-3/4"	18-3/4"	18-3/4"	18-3/4"	18-3/4"
Seat height (upholstered - add 1")	17-1/2" - 22-1/2"	17-1/2" - 22-1/2"	17-1/2" - 22-1/2"	22-1/2" - 32-3/4"	22-1/2" - 32-3/4"
Overall Dimensions					
Width	27-1/2"	27-1/2"	27-1/2"	27-1/2"	27-1/2"
Depth	27-1/2"	27-1/2"	27-1/2"	27-1/2"	27-1/2"
Height	33-1/4" - 38-1/4"	33-1/4" - 38-1/4"	33-1/4" - 38-1/4"	38-1/4" - 48-1/2"	38-1/4" - 48-1/2"
Arms to floor		26" - 31"			31" - 41-1/4"

INFORMATION

C.O.M. Testing and Production Requirements
Not all materials are suitable for upholstering this product. A 1 yd. x 54" sample must be submitted and approved prior to acceptance of an order. If the fabric is directional in pattern or weave, the direction must be indicated on the submitted sample, and additional yardage may be requested.

Test samples must be sent to:

KI
Attn: C.O.M. Specialist
1687 Westminster Drive - Gate 3
Green Bay, WI 54302

Design
Designed by Giancarlo Piretti and manufac-tured in the USA by Krueger International, Inc. under license from Pro-Cord S.p.A

KI Color Match Program
KI offers the additional option of color matching paint, polypropylene, or wood stain through Product Modification Requests. Contact Customer Service for details.

Whatever you imagine, whatever you require, KI's Color Match program lets you pick your color!

Color Match Process - Poly Seating Information can be found here.

Doni®
Task Chair General Information

PRODUCT SPECIFICATIONS

Seat Shell and Backrest Articulation Mechanism
The backrest and seat are injection-molded polypropylene. The seat and backrest are joined by a pair of hidden articulation mechanisms, each consisting of a 14-gauge steel housing, twin 7-gauge levers and steel coil springs. While maintaining a one-piece shell appearance, this mechanism allows the backrest to recline up to 17-degrees of motion.

Optional Upholstered Seat and Back
Urethane foam is attached to an injection-molded polypropylene liner board, then upholstered using a draw-string process. Seat foam is molded nominal 1" thickness, and back foam is nominal 1/2" thickness. The flush-head fasteners that attach the back pad are color-matched to the polypropylene.

Under-Seat Structure
Support structure is a die-drawn 12-gauge steel plate. Structure is finished with baked-on electrostatically-applied 30-degree gloss epoxy powder-coat paint coordinated with base selection.

Arms
Optional armrests are available. When equipped with arms, a support structure is 7/8" O.D. by 13-gauge tubular steel welded directly to the seat structure plate. The steel support tube is inserted into a socket molded into the armrest, and secured with a screw. Armrests are molded from glass-reinforced polypropylene. Structure and armrests are Warm Grey when Warm Grey base is selected, or Black when Black or aluminum is selected.

Base
The base is a 26" injection-molded glass-reinforced nylon 5-blade base. A single paddle under the seat operates the height-adjusting pneumatic cylinder. Standard chair base and cylinder available in Black or Warm Grey. Standard stool base available in Black or Warm Grey. Standard stool cylinder available in Black only. An optional polished die-cast aluminum 5-blade base is also available on both chairs and stools.

INFORMATION

Warranty
Refer to KI Terms & Conditions document or visit ki.com

Casters
Casters are 60 mm O.D., double-wheel, high-impact thermoplastic and are available with hard (warm grey or black) or soft (black only) wheel surface.

Foot Ring
Task stools are equipped with an adjustable-height foot ring with black, die-cast aluminum hub and spokes, with an 18" diameter chrome-plated tubular steel ring.

ChangeUp™ Tablet Arm
ChangeUp tablet support is integral to the chair frame and consists of a $^{7}/_{8}$" diameter solid steel rod welded to the front and rear support tubes. A three-piece molded plastic armrest is included and attached to the chair frame using a #10 x $2^{1}/_{2}$" Phillips pan head tapping screw.

The tablet mechanism consists a die-cast aluminum housing, upper and lower plastic bearings, and 11-gauge steel clamp and tablet board support plates. The tablet mechanism is clamped onto the chair frame over two plastic bushing halves and a $^{5}/_{16}$" diameter by $1^{3}/_{4}$" hardened steel pin with a die-cast aluminum cap secured with two $^{1}/_{4}$-20 x $^{3}/_{4}$" button socket head cap screws. The pin creates a solid 90° up/down pivot stop and the bushings provide a smooth, quiet operation. In the use position, the tablet mechanism rotates outward from the chair back an additional 20° and permits approximately $3^{1}/_{2}$" of adjustment for ingress/egress without stowing the tablet.

The tablet worksurface is 21" wide by $13^{1}/_{2}$" deep (235 square inches) is secured to the tablet board support plate with twelve #12 x $^{5}/_{8}$" Phillips flat head tapping screws. The tablet board is made of 18 mm Baltic Birch plywood with .040" high-pressure laminate top surface and .02" thick phenolic backer surface for an overall board thickness of approximately $^{3}/_{4}$". Edges are lacquered with a clear finish and sealed. The factory installed tablet assembly is not field installable and may not be removed.

STATEMENT OF LINE

All models are available in polypropylene seat/backrest, upholstered seat/ polypropylene backrest, or upholstered seat/backrest.


DN5100


DN5111


DN6100


DN519R

DIMENSIONS

Doni ChangeUp Tablet Arm Task Chair

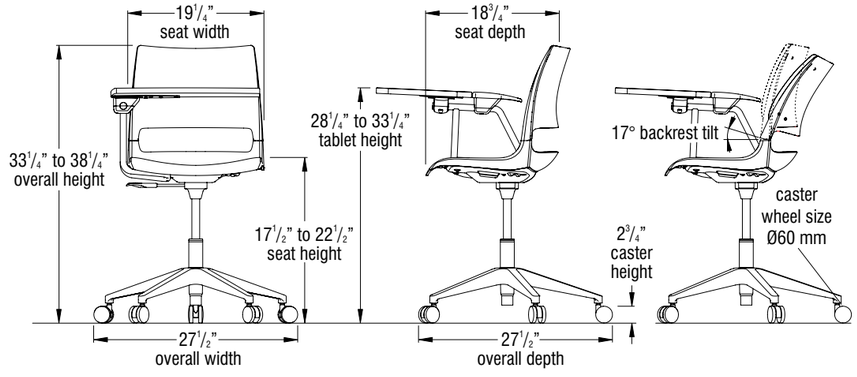

ChangeUp Tablet Arm

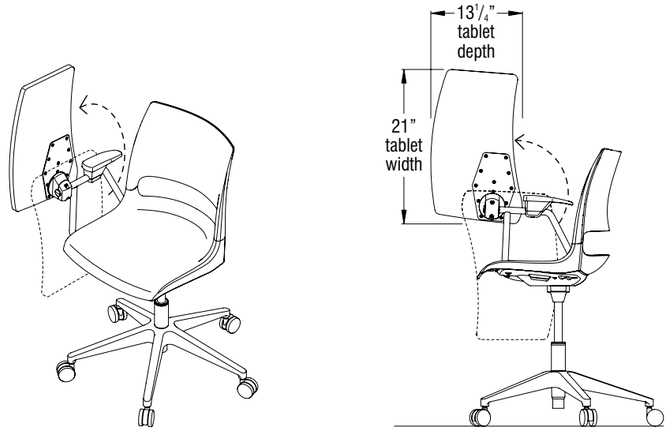



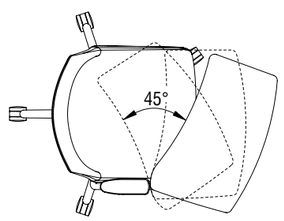

Doni®
Task Chair General Information

DIMENSIONS

Doni Task Armchair

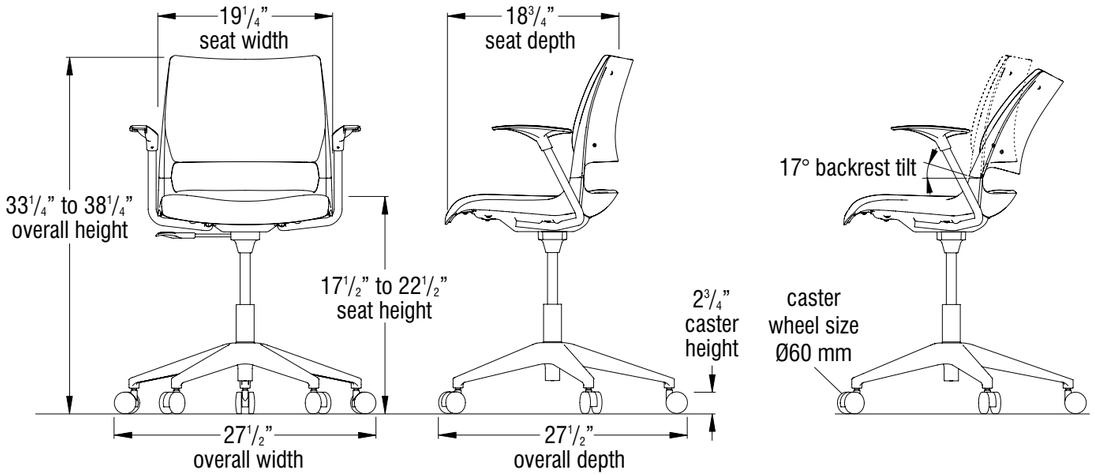

Doni Armless Stool

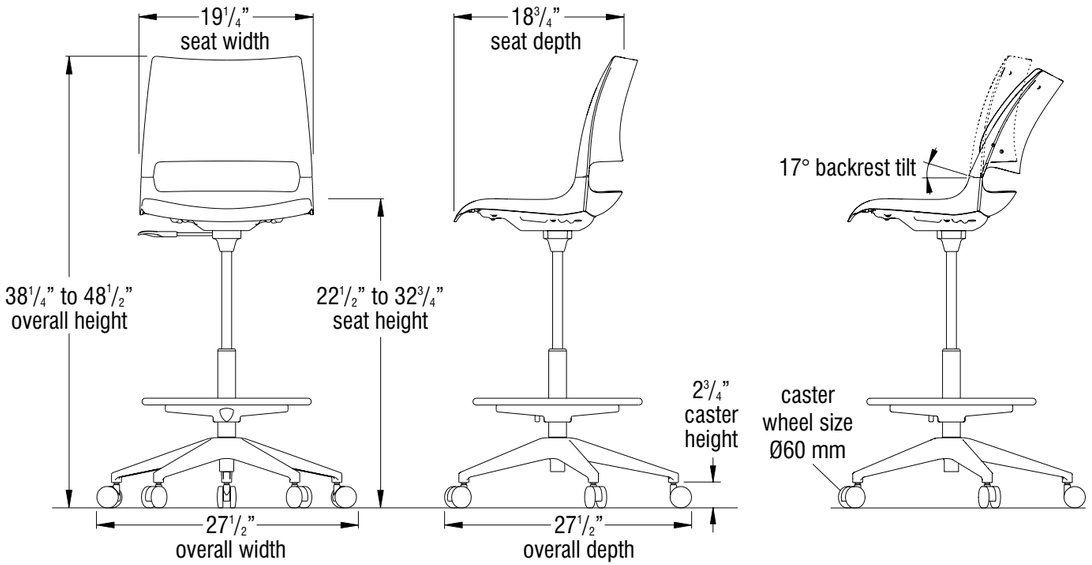

Doni®
Task Chair Color Options

Base/Caster Color

Black	BL
Warm Grey	WG
Polished Aluminum	PA

Polished Aluminum requires an upcharge.

Base color selection for black includes; black base, black cylinder and black carpet or hard floor casters.

Base color selection for warm grey includes; warm grey base, warm grey cylinder and warm grey carper casters (hard floor casters not available in warm grey). Stool cylinder is always black.

Base color selection for polished aluminum includes; polished aluminum base, black cylinder and black carpet or hard floor casters.

SOLID COLOR Seat and Back Polypropylene
Non Flame-Retardant

Black	PBL
Blue Grey	PGR
Cool Grey	PCG
Cottonwood	PCO
Earthen Clay	PEY
Everglade Shade	PEV
Flannel	PFN
Hazy Jade	PHJ
Honey Bee	PHY
Light Tone	PLG
Misty Brown	PMY
Nemo	PNE
Nordic	PND
Poppy Red	PPR
Surf's Up	PSP
Twilight Shadow	PTI
Ultra Blue	PUB
Warm Grey	PWG
Zesty Lime	PZL

SOLID COLOR Seat and Back Polypropylene
Flame-Retardant

Black	PBL

The above seating product can be manufactured using the appropriate flame-retardant materials for compliance of California Technical Bulletin 133.

TWO-TONE COLOR Seat and Back - Polypropylene
Non Flame-Retardant

Outside/Inside

Outside Black/Inside Cottonwood	OBL/ICO
Outside Blue Grey/Inside Cool Grey	OGR/ICG
Outside Blue Grey/Inside Cottonwood	OGR/ICO
Outside Cool Grey/Inside Cottonwood	OCG/ICO
Outside Flannel/Inside Warm Grey	OFN/IWG
Outside Misty Brown/Inside Cottonwood	OMY/ICO
Outside Nemo/Inside Cottonwood	ONE/ICO
Outside Nordic/Inside Cool Grey	OND/ICG
Outside Poppy Red/Inside Cottonwood	OPR/ICO
Outside Surf's Up/Inside Cool Grey	OSP/ICG
Outside Ultra Blue/Inside Cottonwood	OUB/ICO
Outside Zesty Lime/Inside Cottonwood	OZL/ICO

ChangeUp Tablet Arm Color - Laminate

Belair	LBQ
Biltmore Cherry	LBT
Black	LBK
Brighton Walnut	LBW
Canyon Zephyr	LCA
Castle Oak	LCO
Casual Linen	LCU
Cherry Storm	LCX
Classic Linen	LCI
Cloud Zephyr	LCL
Cocobala	LCC
Crisp Linen	LRI
Desert Zephyr	LDZ
Dove Grey	LDG
Fired Steel	LIL
Flax Linen	LXF
Florence Walnut	LFC
Forged Steel	LOL
Friston Ash	LFH
Frosty White	LFW
Graphite Nebula	LGN
Grey	LGE
High Rise	LHE
Hollyberry	LHY
Irish Linen	LIH
Island	LID
Italian Silver Ash	LIT
Kensington Maple	LKM
Lapis Blue	LLB
Markerboard White	LMK
Misted Zephyr	LMR
Monticello Maple	LMT
Nickel Evolv	LNV
North Sea	LNA
Ocean	LON
Pearl Bisque	LPB
Pearl Silver	LPS
Pressed Linen	LPR
River Cherry	LRY
Rugged Linen	LRG
Satin Stainless	LSS
Shadow Zephyr	LSR
Silicon evolv	LSV
Sterling Ash	LAZ
Tailored Linen	LTL
Titanium evolv	LTV
White Nebula	LWL
White Sand	LWN
Windsor Mahogany	LWY

Doni®
Task Chairs

Doni®
Task Chairs



DN51
DN52
DN53
DN5A
DN5B

Task Armless Chair

- Solid or two-tone colored shell
- Unlimited color match
- 17 degrees of hip articulation
- 400 pound approved
- Stack and guest chair models available

		MODEL NUMBER																				
	Features	Basic Model	Fire Code	Poly Solid Color	Poly Outside/Inside Color	Base Color	Caster Type	Upholstery Color	Approx. Packaged Weight	Delivered Pricing Unupholstered	Delivered Pricing Fabric Grade 1 & C.O.M.	Delivered Pricing Fabric Grade 2	Delivered Pricing Fabric Grade 3	Delivered Pricing C.O.V.	Delivered Pricing Vinyl Group 2V	Delivered Pricing Pallas Fabric Group P0	Delivered Pricing Pallas Fabric Group P1	Delivered Pricing Pallas Fabric Group P2	Delivered Pricing Pallas Fabric Group P3	Delivered Pricing Pallas Fabric Group P4
	Solid Color, Polypropylene	DN5100	□□□	□□□		□□	□□□		24.0#	$ 534										
	Solid Color, Upholstered Seat	DN5200	□□□	□□□		□□	□□□	□□□□□	26.5#	N/A	673	684	705	673	705	715	762	782	806	839
	Solid Color, Upholstered Seat/Back	DN5300	□□□	□□□		□□	□□□	□□□□□	28.0#	N/A	707	717	737	707	737	747	796	813	838	873
	Two-Tone, Polypropylene	DN5A00	NFR		□□□□□□	□□	□□□		24.0#	599										
	Two-Tone, Upholstered Seat	DN5B00	NFR		□□□□□□	□□	□□□	□□□□□	26.5#	N/A	740	750	770	740	770	782	829	847	872	906
		Ⓐ	Ⓑ	Ⓒ	Ⓓ	Ⓔ	Ⓕ	Ⓖ												

HOW TO ORDER

Indicate the following information on order form:
1. Quantity of each item.
2. Model number, including options. See “How To Build a Model Number”.
3. Any special service required.

Note: • The □ indicates that a choice is required.
- The absence of the □ indicates that no choice is required.
- Alpha-numeric characters in place of □ indicate that no other alternatives are available.

HOW TO BUILD A MODEL NUMBER

Ⓐ Select basic model.

Ⓑ Select fire code.

NFR	- Compliance to TB 117-2013
FR	- Compliance to TB 133

See Upholstery Information for TB133 upcharge.

Ⓒ Select solid poly color.
Refer to the **Product Color Options** page in this price list.

Ⓓ Select outside/inside poly color.
Refer to the **Product Color Options** page in this price list.

Ⓔ Select base color.
Refer to the **Product Color Options** page in this price list.
*Add $108 for polished aluminum base.

Ⓕ Select caster option.

CHC	- Hard floor casters
CCC	- Carpet casters

Ⓖ Select upholstery grade/color.
Refer to **ki.com/fabrics**

UPHOLSTERY INFORMATION

C.O.M. Upholstery
C.O.M. requirement for 10 chairs or less with upholstered seat or upholstered seat and back is 3/4 yard per chair of 54” wide nondirectional fabric. For orders of 11 or more with upholstered seat and back and for complete information on ordering C.O.M. see “Ordering C.O.M., C.O.V. and C.O.L.” section.

Californina TB133 Fire Safety Code
For California Technical Bulletin 133 compliant models, add the following upcharge.

Model=Solid Color, Polypropylene
Added List Price=$13
Model=Solid Color, Upholstered Seat
Added List Price=$83
Model=Solid Color, Upholstered Seat/Back
Added List Price=$120

SPECIAL SERVICES

Special Carton Marking

With specially marked information	N/C

Shipping
Ships **knocked down, FOB Green Bay, WI 54302, freight prepaid.** Freight class 100.

Specifications and prices are subject to change without prior notice.

Doni®
Task Chairs

Doni®
Task Chairs



DN51
DN52
DN53
DN5A
DN5B

Task Cantilever Armchair

- Solid or two-tone colored shell
- Unlimited color match
- 17 degrees of hip articulation
- 400 pound approved
- Stack and guest chair models available

		MODEL NUMBER																				
	Features	Basic Model	Fire Code	Poly Solid Color	Poly Outside/Inside Color	Base Color	Caster Type	Upholstery Color	Approx. Packaged Weight	Delivered Pricing Unupholstered	Delivered Pricing Fabric Grade 1 & C.O.M.	Delivered Pricing Fabric Grade 2	Delivered Pricing Fabric Grade 3	Delivered Pricing C.O.V.	Delivered Pricing Vinyl Group 2V	Delivered Pricing Pallas Fabric Group P0	Delivered Pricing Pallas Fabric Group P1	Delivered Pricing Pallas Fabric Group P2	Delivered Pricing Pallas Fabric Group P3	Delivered Pricing Pallas Fabric Group P4
	Solid Color, Polypropylene	DN5111	□□□	□□□		□□	□□□		26.0#	$ 604										
	Solid Color, Upholstered Seat	DN5211	□□□	□□□		□□	□□□	□□□□□	28.5#	N/A	745	757	774	745	774	786	835	853	876	912
	Solid Color, Upholstered Seat/Back	DN5311	□□□	□□□		□□	□□□	□□□□□	30.0#	N/A	777	789	809	777	809	821	867	887	910	944
	Two-Tone, Polypropylene	DN5A11	NFR		□□□□□□	□□	□□□		26.0#	671										
	Two-Tone, Upholstered Seat	DN5B11	NFR		□□□□□□	□□	□□□	□□□□□	28.5#	N/A	811	823	841	811	841	853	901	919	943	978
		Ⓐ	Ⓑ	Ⓒ	Ⓓ	Ⓔ	Ⓕ	Ⓖ												

HOW TO ORDER

Indicate the following information on order form:
1. Quantity of each item.
2. Model number, including options. See “How To Build a Model Number”.
3. Any special service required.

Note: • The □ indicates that a choice is required.
- The absence of the □ indicates that no choice is required.
- Alpha-numeric characters in place of □ indicate that no other alternatives are available.

HOW TO BUILD A MODEL NUMBER

Ⓐ Select basic model.

Ⓑ Select fire code.

NFR	- Compliance to TB 117-2013
FR	- Compliance to TB 133

See Upholstery Information for TB133 upcharge.

Ⓒ Select solid poly color.
Refer to the **Product Color Options** page in this price list.

Ⓓ Select outside/inside poly color.
Refer to the **Product Color Options** page in this price list.

Ⓔ Select base color.
Refer to the **Product Color Options** page in this price list.
*Add $108 for polished aluminum base.

Ⓕ Select caster option.

CHC	- Hard floor casters
CCC	- Carpet casters

Ⓖ Select upholstery grade/color.
Refer to **ki.com/fabrics**

UPHOLSTERY INFORMATION

C.O.M. Upholstery
C.O.M. requirement for 10 chairs or less with upholstered seat or upholstered seat and back is 3/4 yard per chair of 54” wide nondirectional fabric. For orders of 11 or more with upholstered seat and back and for complete information on ordering C.O.M. see “Ordering C.O.M., C.O.V. and C.O.L.” section.

Californina TB133 Fire Safety Code
For California Technical Bulletin 133 compliant models, add the following upcharge.

Model=Solid Color, Polypropylene
Added List Price=$13
Model=Solid Color, Upholstered Seat
Added List Price=$83
Model=Solid Color, Upholstered Seat/Back
Added List Price=$120

SPECIAL SERVICES

Special Carton Marking

With specially marked information	N/C

Shipping
Ships **knocked down, FOB Green Bay, WI 54302, freight prepaid.** Freight class 100.

Specifications and prices are subject to change without prior notice.

Doni®
Task Stools

Doni®
Task Stools



DN61
DN62
DN63
DN6A
DN6B

Task Armless Stool

- Solid or two-tone colored shell
- Unlimited color match
- 17 degrees of hip articulation
- 400 pound approved
- Stack and guest chair models available

		MODEL NUMBER																				
	Features	Basic Model	Fire Code	Poly Solid Color	Poly Outside/Inside Color	Base Color	Caster Type	Upholstery Color	Approx. Packaged Weight	Delivered Pricing Unupholstered	Delivered Pricing Fabric Grade 1 & C.O.M.	Delivered Pricing Fabric Grade 2	Delivered Pricing Fabric Grade 3	Delivered Pricing C.O.V.	Delivered Pricing Vinyl Group 2V	Delivered Pricing Pallas Fabric Group P0	Delivered Pricing Pallas Fabric Group P1	Delivered Pricing Pallas Fabric Group P2	Delivered Pricing Pallas Fabric Group P3	Delivered Pricing Pallas Fabric Group P4
	Solid Color, Polypropylene	DN6100	□□□	□□□		□□	□□□		27.0#	$ 645												
	Solid Color, Upholstered Seat	DN6200	□□□	□□□		□□	□□□	□□□□□	29.5#	N/A	786	797	815	786	815	828	875	894	918	954		
	Solid Color, Upholstered Seat/Back	DN6300	□□□	□□□		□□	□□□	□□□□□	31.0#	N/A	821	832	849	821	849	862	908	928	953	986		
	Two-Tone, Polypropylene	DN6A00	NFR		□□□□□□	□□	□□□		27.0#	712												
	Two-Tone, Upholstered Seat	DN6B00	NFR		□□□□□□	□□	□□□	□□□□□	29.5#	N/A	853	864	883	853	883	894	942	960	985	1020		
		Ⓐ	Ⓑ	Ⓒ	Ⓓ	Ⓔ	Ⓕ	Ⓖ														

HOW TO ORDER

Indicate the following information on order form:
1. Quantity of each item.
2. Model number, including options. See “How To Build a Model Number”.
3. Any special service required.

Note: • The □ indicates that a choice is required.
- The absence of the □ indicates that no choice is required.
- Alpha-numeric characters in place of □ indicate that no other alternatives are available.

HOW TO BUILD A MODEL NUMBER

Ⓐ Select basic model.

Ⓑ Select fire code.

NFR	- Compliance to TB 117-2013
FR	- Compliance to TB 133

See Upholstery Information for TB133 upcharge.

Ⓒ Select solid poly color.
Refer to the **Product Color Options** page in this price list.

Ⓓ Select outside/inside poly color.
Refer to the **Product Color Options** page in this price list.

Ⓔ Select base color.
Refer to the **Product Color Options** page in this price list.
*Add $108 for polished aluminum base.

Ⓕ Select caster option.

CHC	- Hard floor casters
CCC	- Carpet casters

Ⓖ Select upholstery grade/color.
Refer to **ki.com/fabrics**

UPHOLSTERY INFORMATION

C.O.M. Upholstery
C.O.M. requirement for 10 chairs or less with upholstered seat or upholstered seat and back is 3/4 yard per chair of 54” wide nondirectional fabric. For orders of 11 or more with upholstered seat and back and for complete information on ordering C.O.M. see “Ordering C.O.M., C.O.V. and C.O.L.” section.

Californina TB133 Fire Safety Code
For California Technical Bulletin 133 compliant models, add the following upcharge.

Model=Solid Color, Polypropylene
Added List Price=$13
Model=Solid Color, Upholstered Seat
Added List Price=$83
Model=Solid Color, Upholstered Seat/Back
Added List Price=$120

SPECIAL SERVICES

Special Carton Marking

With specially marked information	N/C

Shipping
Ships **knocked down, FOB Green Bay, WI 54302, freight prepaid.** Freight class 100.

Specifications and prices are subject to change without prior notice.

Doni®
Task Stools

Doni®
Task Stools



DN61
DN62
DN63
DN6A
DN6B

Task Cantilever Arm Stool

- Solid or two-tone colored shell
- Unlimited color match
- 17 degrees of hip articulation
- 400 pound approved
- Stack and guest chair models available

		MODEL NUMBER																			
	Features	Basic Model	Fire Code	Poly Solid Color	Poly Outside/Inside Color	Base Color	Caster Type	Upholstery Color	Approx. Packaged Weight	Delivered Pricing Unupholstered	Delivered Pricing Fabric Grade 1 & C.O.M.	Delivered Pricing Fabric Grade 2	Delivered Pricing Fabric Grade 3	Delivered Pricing C.O.V.	Delivered Pricing Vinyl Group 2V	Delivered Pricing Pallas Fabric Group P0	Delivered Pricing Pallas Fabric Group P1	Delivered Pricing Pallas Fabric Group P2	Delivered Pricing Pallas Fabric Group P3	Delivered Pricing Pallas Fabric Group P4
	Solid Color, Polypropylene	DN6111	□□□	□□□		□□	□□□		29.0#	$ 717										
	Solid Color, Upholstered Seat	DN6211	□□□	□□□		□□	□□□	□□□□□	31.5#	N/A	860	868	889	860	889	900	946	966	990	1024
	Solid Color, Upholstered Seat/Back	DN6311	□□□	□□□		□□	□□□	□□□□□	33.0#	N/A	891	903	921	891	921	933	982	998	1023	1058
	Two-Tone, Polypropylene	DN6A11	NFR		□□□□□□	□□	□□□		29.0#	784										
	Two-Tone, Upholstered Seat	DN6B11	NFR		□□□□□□	□□	□□□	□□□□□	31.5#	N/A	924	936	956	924	956	966	1015	1032	1057	1091
		Ⓐ	Ⓑ	Ⓒ	Ⓓ	Ⓔ	Ⓕ	Ⓖ												

HOW TO ORDER

Indicate the following information on order form:
1. Quantity of each item.
2. Model number, including options. See “How To Build a Model Number”.
3. Any special service required.

Note: • The □ indicates that a choice is required.
- The absence of the □ indicates that no choice is required.
- Alpha-numeric characters in place of □ indicate that no other alternatives are available.

HOW TO BUILD A MODEL NUMBER

Ⓐ Select basic model.

Ⓑ Select fire code.

NFR	- Compliance to TB 117-2013
FR	- Compliance to TB 133

See Upholstery Information for TB133 upcharge.

Ⓒ Select solid poly color.
Refer to the **Product Color Options** page in this price list.

Ⓓ Select outside/inside poly color.
Refer to the **Product Color Options** page in this price list.

Ⓔ Select base color.
Refer to the **Product Color Options** page in this price list.
*Add $108 for polished aluminum base.

Ⓕ Select caster option.

CHC	- Hard floor casters
CCC	- Carpet casters

Ⓖ Select upholstery grade/color.
Refer to **ki.com/fabrics**

UPHOLSTERY INFORMATION

C.O.M. Upholstery
C.O.M. requirement for 10 chairs or less with upholstered seat or upholstered seat and back is 3/4 yard per chair of 54” wide nondirectional fabric. For orders of 11 or more with upholstered seat and back and for complete information on ordering C.O.M. see “Ordering C.O.M., C.O.V. and C.O.L.” section.

Californina TB133 Fire Safety Code
For California Technical Bulletin 133 compliant models, add the following upcharge.

Model=Solid Color, Polypropylene
Added List Price=$13
Model=Solid Color, Upholstered Seat
Added List Price=$83
Model=Solid Color, Upholstered Seat/Back
Added List Price=$120

SPECIAL SERVICES

Special Carton Marking

With specially marked information	N/C

Shipping
Ships **knocked down, FOB Green Bay, WI 54302, freight prepaid.** Freight class 100.

Specifications and prices are subject to change without prior notice.

Doni®
Task Chairs

Doni®
Task Chairs



DN51
DN52
DN53
DN5A
DN5B

ChangeUp Tablet Arm Task Chair

- Solid or two-tone colored shell
- Unlimited color match
- 17 degrees of hip articulation
- Large work surface (21"W x 13.3"D)
- Work surface flips and folds
- Work surface has 20 degrees of ingress/egress movement
- Work surface rated to 250 pounds
- Chair rated to 400 pounds

	Features	MODEL NUMBER Basic Model	Fire Code	Poly Solid Color	Poly Outside/Inside Color	Base Color	Caster Type	Tablet Arm Color	Upholstery Color	Approx. Packaged Weight	Delivered Pricing Unupholstered	Delivered Pricing Fabric Grade 1 & C.O.M.	Delivered Pricing Fabric Grade 2	Delivered Pricing Fabric Grade 3	Delivered Pricing C.O.V.	Delivered Pricing Vinyl Group 2V	Delivered Pricing Pallas Fabric Group P0	Delivered Pricing Pallas Fabric Group P1	Delivered Pricing Pallas Fabric Group P2	Delivered Pricing Pallas Fabric Group P3
	Solid Color, Polypropylene, Left Hand	DN519L	□□□	□□□		□□	□□□	□□□		43.0#	$ 1003									
	Solid Color, Polypropylene, Right Hand	DN519R	□□□	□□□		□□	□□□	□□□		43.0#	1003									
	Solid Color, Upholstered Seat, Left Hand	DN529L	□□□	□□□		□□	□□□	□□□	□□□□□	46.0#	N/A	1143	1153	1175	1143	1175	1185	1232	1252	1274
	Solid Color, Upholstered Seat, Right Hand	DN529R	□□□	□□□		□□	□□□	□□□	□□□□□	46.0#	N/A	1143	1153	1175	1143	1175	1185	1232	1252	1274
	Solid Color, Upholstered Seat/Back, Left Hand	DN539L	□□□	□□□		□□	□□□	□□□	□□□□□	48.0#	N/A	1177	1187	1206	1177	1206	1217	1266	1283	1308
	Solid Color, Upholstered Seat/Back, Right Hand	DN539R	□□□	□□□		□□	□□□	□□□	□□□□□	48.0#	N/A	1177	1187	1206	1177	1206	1217	1266	1283	1308
	Two-Tone, Polypropylene, Left Hand	DN5A9L	NFR		□□□□□□	□□	□□□	□□□		43.0#	1069									
	Two-Tone, Polypropylene, Right Hand	DN5A9R	NFR		□□□□□□	□□	□□□	□□□		43.0#	1069									
	Two-Tone, Upholstered Seat, Left Hand	DN5B9L	NFR		□□□□□□	□□	□□□	□□□	□□□□□	46.0#	N/A	1209	1219	1240	1209	1240	1252	1299	1317	1341
	Two-Tone, Upholstered Seat, Right Hand	DN5B9R	NFR		□□□□□□	□□	□□□	□□□	□□□□□	46.0#	N/A	1209	1219	1240	1209	1240	1252	1299	1317	1341
		Ⓐ	Ⓑ	Ⓒ	Ⓓ	Ⓔ	Ⓕ	Ⓖ	Ⓗ											

HOW TO ORDER

Indicate the following information on order form:
1. Quantity of each item.
2. Model number, including options. See "How To Build a Model Number".
3. Any special service required.

Note: • The □ indicates that a choice is required.
- The absence of the □ indicates that no choice is required.
- Alpha-numeric characters in place of □ indicate that no other alternatives are available.

HOW TO BUILD A MODEL NUMBER

Ⓐ Select basic model.

Ⓑ Select fire code.

NFR	- Compliance to TB 117-2013
FR	- Compliance to TB 133

See Upholstery Information for TB133 upcharge.

Ⓒ Select solid poly color.
Refer to the **Product Color Options** page in this price list.

Ⓓ Select outside/inside poly color.
Refer to the **Product Color Options** page in this price list.

Ⓔ Select base color.
Refer to the **Product Color Options** page in this price list.
*Add $108 for polished aluminum base.

Ⓕ Select casters.

CHC	- Hard floor casters
CCC	- Carpet casters

Ⓖ Select tablet arm color.
Refer to the **Product Color Options** page in this price list.

Ⓗ Select upholstery grade/color.
Refer to **ki.com/fabrics**

UPHOLSTERY INFORMATION

C.O.M. Upholstery
C.O.M. requirement for 10 chairs or less with upholstered seat or upholstered seat and back is 3/4 yard per chair of 54" wide nondirectional fabric. For orders of 11 or more with upholstered seat and back and for complete information on ordering C.O.M. see "Ordering C.O.M., C.O.V. and C.O.L." section.

Californina TB133 Fire Safety Code
For California Technical Bulletin 133 compliant models, add the following upcharge.

Model=Solid Color, Polypropylene
Added List Price=$13
Model=Solid Color, Upholstered Seat
Added List Price=$83
Model=Solid Color, Upholstered Seat/Back
Added List Price=$120

SPECIAL SERVICES

Special Carton Marking

With specially marked information	N/C

Shipping
Ships **knocked down, FOB Green Bay, WI 54302, freight prepaid.** Freight class 100.

Specifications and prices are subject to change without prior notice.

Doni®
Tandem Seating General Information



	1-Place Unit	2-Place Unit	3-Place Unit	4-Place Unit
Features				
Corner tables	•	•	•	•
In-line tables	•	•	•	•
Poly, upholstered seat, or upholstered seat/back	•	•	•	•
General Dimensions				
Seat width	19-1/4"	19-1/4"	19-1/4"	19-1/4"
Seat depth	18-3/4"	18-3/4"	18-3/4"	18-3/4"
Seat height	17"	17"	17"	17"
Unit width	28"	50"	72"	88"
Unit height	33"	33"	33"	33"
Corner table top	30" x 30"	30" x 30"	30" x 30"	30" x 30"
In-line table	20" x 20"	20" x 20"	20" x 20"	20" x 20"
Table height (all table models)	17"	17"	17"	17"

Seat Shell and Backrest Articulation Mechanism
The backrest and seat are injection-molded polypropylene. The seat and backrest are joined by a pair of hidden articulation mechanisms, each consisting of a 14-gauge steel housing, twin 7-gauge levers and steel coil springs. While maintaining a one-piece shell appearance, this mechanism allows the backrest to recline up to 17 degrees of motion.

Optional Upholstered Seat and Back
Urethane foam is attached to an injection-molded polypropylene liner board, then upholstered using a draw-string process. Seat foam is molded nominal 1" thickness, and back foam is nominal 1/2" thickness. The flush-head fasteners that attach the back pad are color-matched to the polypropylene.

Under-seat Structure
Support structure is a die-drawn 12-gauge steel plate. Structure is finished with baked-on electrostatically-applied 30-degree gloss epoxy powder-coat paint.

Tandem Base
Cast aluminum alloy leg section. 14-gauge 1" x 2" seamless steel column. Upright and base are painted monochromatic with beam and yoke. Columns are welded to a plate which clamps onto beam.

In-Line Table
Solid core top is 20" x 20" x 7/8" with a vinyl bullnose edge.

Corner Table
Solid core top is 30" x 30" x 7/8" with a vinyl bullnose edge.

INFORMATION

C.O.M. Testing and Production Requirements
Not all materials are suitable for upholstering this product. A 1 yd. x 54" sample must be submitted and approved prior to acceptance of an order. If the fabric is directional in pattern or weave, the direction must be indicated on the submitted sample, and additional yardage may be requested.

Test samples must be sent to:

KI
Attn: C.O.M. Specialist
1687 Westminster Drive - Gate 3
Green Bay, WI 54302

Design
Designed by Giancarlo Piretti and manufac-tured in the USA by Krueger International, Inc. under license from Pro-Cord S.p.A

KI Color Match Program
KI offers the additional option of color matching paint, polypropylene, or wood stain through Product Modification Requests. Contact Customer Service for details.

Whatever you imagine, whatever you require, KI's Color Match program lets you pick your color!

Color Match Process - Poly Seating Information can be found here.

INFORMATION

Warranty
Refer to KI Terms & Conditions document or visit ki.com

Doni®
Tandem Seating Color Options

Doni®
Tandem Seating Color Options

Frame Color

Black	BL
Blue Grey	GR
Bronze Metallic	ZM
Cayenne	CY
Champagne Metallic	CM
Chrome	CH
Cool Grey	CG
Cottonwood	CO
Earthen Clay	EY
Espresso Metallic	EX
Everglade Shade	EV
Flannel	FN
Glitz Metallic	GZ
Hazy Jade	HJ
Honey Bee	HY
Light Tone	LG
Mardi Gras	MG
Misty Brown	MY
Nemo	NE
Nordic	ND
Poppy Red	PR
Purple Haze	PH
Rubber Ducky	RK
Sky Blue	SK
Starlight Silver Metallic	SX
Surf's Up	SP
Twilight Shadow	TI
Ultra Blue	UB
Warm Grey	WG
Zesty Lime	ZL

Edge Color

Black	EBL
Blue Grey	EGR
Cayenne	ECY
Cool Grey	ECG
Earthen Clay	EEY
Everglade Shade	EEV
Flannel	EFN
Frosty White	EFW
Hazy Jade	EHJ
Honey Bee	EHY
Light Tone	ELG
Mardi Gras	EMG
Misty Brown	EMY
Nemo	ENE
Nordic	END
Poppy Red	EPR
Purple Haze	EPH
Rubber Ducky	ERK
Sand	ESA
Sky Blue	ESK
Sterling Ash	EAZ
Surf's Up	ESP
Twilight Shadow	ETI
Ultra Blue	EUB
Warm Grey	EWG
Zesty Lime	EZL

Surface Finish - Laminate

Belair	LBQ
Biltmore Cherry	LBT
Black	LBK
Brighton Walnut	LBW
Canyon Zephyr	LCA
Castle Oak	LCO
Casual Linen	LCU
Cherry Storm	LCX
Classic Linen	LCI
Cloud Zephyr	LCL
Cocobala	LCC
Crisp Linen	LRI
Desert Zephyr	LDZ
Dove Grey	LDG
Fired Steel	LIL
Flax Linen	LXF
Florence Walnut	LFC
Forged Steel	LOL
Friston Ash	LFH
Frosty White	LFW
Graphite Nebula	LGN
Grey	LGE
High Rise	LHE
Hollyberry	LHY
Irish Linen	LIH
Island	LID
Italian Silver Ash	LIT
Kensington Maple	LKM
Lapis Blue	LLB
Markerboard White	LMK
Misted Zephyr	LMR
Monticello Maple	LMT
Nickel Evolv	LNV
North Sea	LNA
Ocean	LON
Pearl Bisque	LPB
Pearl Silver	LPS
Pressed Linen	LPR
River Cherry	LRY
Rugged Linen	LRG
Satin Stainless	LSS
Shadow Zephyr	LSR
Silicon evolv	LSV
Sterling Ash	LAZ
Tailored Linen	LTL
Titanium evolv	LTV
White Nebula	LWL
White Sand	LWN
Windsor Mahogany	LWY

SOLID COLOR Seat and Back Polypropylene
Non Flame-Retardant

Black	PBL
Blue Grey	PGR
Cool Grey	PCG
Cottonwood	PCO
Earthen Clay	PEY
Everglade Shade	PEV
Flannel	PFN
Hazy Jade	PHJ
Honey Bee	PHY
Light Tone	PLG
Misty Brown	PMY
Nemo	PNE
Nordic	PND
Poppy Red	PPR
Surf's Up	PSP
Twilight Shadow	PTI
Ultra Blue	PUB
Warm Grey	PWG
Zesty Lime	PZL

SOLID COLOR Seat and Back Polypropylene
Flame-Retardant

Black	PBL

The above seating product can be manufactured using the appropriate flame-retardant materials for compliance of California Technical Bulletin 133.

TWO-TONE COLOR Seat and Back - Polypropylene
Non Flame-Retardant

Outside/Inside

Outside Black/Inside Cottonwood	OBL/ICO
Outside Blue Grey/Inside Cool Grey	OGR/ICG
Outside Blue Grey/Inside Cottonwood	OGR/ICO
Outside Cool Grey/Inside Cottonwood	OCG/ICO
Outside Flannel/Inside Warm Grey	OFN/IWG
Outside Misty Brown/Inside Cottonwood	OMY/ICO
Outside Nemo/Inside Cottonwood	ONE/ICO
Outside Nordic/Inside Cool Grey	OND/ICG
Outside Poppy Red/Inside Cottonwood	OPR/ICO
Outside Surf's Up/Inside Cool Grey	OSP/ICG
Outside Ultra Blue/Inside Cottonwood	OUB/ICO
Outside Zesty Lime/Inside Cottonwood	OZL/ICO

Doni®
Tandem Seating

Doni®
Tandem Seating

	MODEL	Features	MODEL NUMBER Basic Model	Frame Color	Fire Code	Poly Solid Color	Surface Finish	Edge Color	Approx. Packaged Weight	Delivered Pricing	FR add to list price
 DND1	**Polypropylene - No Arm, SOLID COLOR** • Optional in-line tables • 1 seat, 0 in-line table models must connect to a corner table • Corner table is ordered separately	1 Seat, 0 In-Line Table	DND10S1T0	□□	□□□	□□□			25.0#	$ 757	$ 13
		1 Seat, 1 In-Line Table	DND10S1T1	□□	□□□	□□□	□□□	□□□	37.0#	1670	13
		2 Seat, 0 In-Line Table	DND10S2T0	□□	□□□	□□□			43.0#	1509	27
		2 Seat, 1 In-Line Table	DND10S2T1	□□	□□□	□□□	□□□	□□□	57.0#	2421	27
		3 Seat, 0 In-Line Table	DND10S3T0	□□	□□□	□□□			63.0#	2264	40
		3 Seat, 1 In-Line Table	DND10S3T1	□□	□□□	□□□	□□□	□□□	77.0#	3177	40
		4 Seat, 0 In-Line Table	DND10S4T0	□□	□□□	□□□			87.0#	3021	53
		3 Seat, 2 In-Line Table	DND10S3T2	□□	□□□	□□□	□□□	□□□	96.0#	4089	40
		4 Seat, 1 In-Line Table	DND10S4T1	□□	□□□	□□□	□□□	□□□	103.0#	3931	53
		5 Seat, 0 In-Line Table	DND10S5T0	□□	□□□	□□□			108.0#	3778	67
				Ⓐ	Ⓑ	Ⓒ	Ⓓ	Ⓔ	Ⓕ		

HOW TO ORDER

Indicate the following information on order form:
1. Quantity of each item.
2. Model number, including options. See “How To Build a Model Number”.
3. Any special service required.

Note: • The □ indicates that a choice is required.
- The absence of the □ indicates that no choice is required.
- Alpha-numeric characters in place of □ indicate that no other alternatives are available.

HOW TO BUILD A MODEL NUMBER

Ⓐ Select basic model.

Ⓑ Select frame color.
Refer to the **Product Color Options** page in this price list.

Ⓒ Select fire code.

FR	- Fire retardant
NFR	- No Fire Retardant

See pricing column for TB133 upcharge.

Ⓓ Select solid poly color.
Refer to the **Product Color Options** page in this price list.

Ⓔ Select surface finish for table.
Refer to the **Product Color Options** page in this price list.

Ⓕ Select table edge color.
Refer to the **Product Color Options** page in this price list.

SPECIAL SERVICES

Special Carton Marking

With specially marked information	N/C

Shipping

Ships **knocked down, FOB Green Bay, WI 54302, freight prepaid.** Freight class 70.

Specifications and prices are subject to change without prior notice.

Doni®
Tandem Seating

MODEL	Features	MODEL NUMBER						Approx. Packaged Weight	Delivered Pricing
		Basic Model	Frame Color	Fire Code	Poly Outside/Inside Color	Surface Finish	Edge Color		
 **Polypropylene - No Arm, TWO-TONE** • Optional in-line tables • 1 seat, 0 in-line table models must connect to a corner table • Corner table is ordered separately	1 Seat, 0 In-Line Table	DNDA0S1T0	□□	NFR	□□□□□□			25.0#	$ 823
	1 Seat, 1 In-Line Table	DNDA0S1T1	□□	NFR	□□□□□□	□□□	□□□	37.0#	1736
	2 Seat, 0 In-Line Table	DNDA0S2T0	□□	NFR	□□□□□□			43.0#	1641
	2 Seat, 1 In-Line Table	DNDA0S2T1	□□	NFR	□□□□□□	□□□	□□□	57.0#	2553
	3 Seat, 0 In-Line Table	DNDA0S3T0	□□	NFR	□□□□□□			63.0#	2463
	3 Seat, 1 In-Line Table	DNDA0S3T1	□□	NFR	□□□□□□	□□□	□□□	77.0#	3376
	4 Seat, 0 In-Line Table	DNDA0S4T0	□□	NFR	□□□□□□			87.0#	3286
	3 Seat, 2 In-Line Table	DNDA0S3T2	□□	NFR	□□□□□□	□□□	□□□	96.0#	4288
	4 Seat, 1 In-Line Table	DNDA0S4T1	□□	NFR	□□□□□□	□□□	□□□	103.0#	4198
	5 Seat, 0 In-Line Table	DNDA0S5T0	□□	NFR	□□□□□□			108.0#	4109
DNDA		Ⓐ	Ⓑ	Ⓒ	Ⓓ	Ⓔ	Ⓕ		

HOW TO ORDER

Indicate the following information on order form:
1. Quantity of each item.
2. Model number, including options. See “How To Build a Model Number”.
3. Any special service required.

Note: • The □ indicates that a choice is required.
• The absence of the □ indicates that no choice is required.
• Alpha-numeric characters in place of □ indicate that no other alternatives are available.

HOW TO BUILD A MODEL NUMBER

Ⓐ Select basic model.

Ⓑ Select frame color.
Refer to the **Product Color Options** page in this price list.

Ⓒ Select fire code.

NFR	- No Fire Retardant

Ⓓ Select outside/inside poly color.
Refer to the **Product Color Options** page in this price list.

Ⓔ Select surface finish for table.
Refer to the **Product Color Options** page in this price list.

Ⓕ Select table edge color.
Refer to the **Product Color Options** page in this price list.

SPECIAL SERVICES

Special Carton Marking

With specially marked information	N/C

Shipping

Ships **knocked down, FOB Green Bay, WI 54302, freight prepaid.** Freight class 70.

Specifications and prices are subject to change without prior notice.

Doni®
Tandem Seating

Doni®
Tandem Seating

	MODEL	Features	MODEL NUMBER: Basic Model	Frame Color Ⓑ	Fire Code Ⓒ	Poly Solid Color Ⓓ	Surface Finish Ⓔ	Edge Color Ⓕ	Upholstery Color Ⓖ	Approx. Packaged Weight	Delivered Pricing Fabric Grade 1 & C.O.M.	Delivered Pricing Fabric Grade 2	Delivered Pricing Fabric Grade 3	Delivered Pricing C.O.V.	Delivered Pricing Vinyl Group 2V	Delivered Pricing Pallas Fabric Group P0	Delivered Pricing Pallas Fabric Group P1	Delivered Pricing Pallas Fabric Group P2	Delivered Pricing Pallas Fabric Group P3	Delivered Pricing Pallas Fabric Group P4	TB133 add to list price
 DND2	**Upholstered Seat - No Arm, SOLID COLOR** • Optional in-line tables • 1 seat, 0 in-line table models must connect to a corner table • Corner table is ordered separately	1 Seat, 0 In-Line Table	DND20S1T0	☐☐	☐☐☐	☐☐☐			☐☐☐☐☐	28.0#	$ 897	$ 907	$ 928	$ 897	$ 928	$ 939	$ 986	$ 1004	$ 1029	$ 1063	$ 83
		1 Seat, 1 In-Line Table	DND20S1T1	☐☐	☐☐☐	☐☐☐	☐☐☐	☐☐☐	☐☐☐☐☐	39.0#	1809	1821	1839	1809	1839	1852	1899	1918	1941	1975	83
		2 Seat, 0 In-Line Table	DND20S2T0	☐☐	☐☐☐	☐☐☐			☐☐☐☐☐	48.0#	1791	1812	1853	1791	1853	1873	1970	2006	2054	2123	167
		2 Seat, 1 In-Line Table	DND20S2T1	☐☐	☐☐☐	☐☐☐	☐☐☐	☐☐☐	☐☐☐☐☐	62.0#	2703	2725	2765	2703	2765	2786	2883	2919	2967	3036	167
		3 Seat, 0 In-Line Table	DND20S3T0	☐☐	☐☐☐	☐☐☐			☐☐☐☐☐	68.0#	2687	2719	2777	2687	2777	2810	2955	3010	3082	3186	252
		3 Seat, 1 In-Line Table	DND20S3T1	☐☐	☐☐☐	☐☐☐	☐☐☐	☐☐☐	☐☐☐☐☐	82.0#	3600	3632	3690	3600	3690	3724	3866	3923	3994	4099	252
		4 Seat, 0 In-Line Table	DND20S4T0	☐☐	☐☐☐	☐☐☐			☐☐☐☐☐	92.0#	3586	3628	3709	3586	3709	3752	3944	4018	4112	4251	336
		3 Seat, 2 In-Line Table	DND20S3T2	☐☐	☐☐☐	☐☐☐	☐☐☐	☐☐☐	☐☐☐☐☐	101.0#	4512	4544	4603	4512	4603	4635	4779	4835	4908	5011	252
		4 Seat, 1 In-Line Table	DND20S4T1	☐☐	☐☐☐	☐☐☐	☐☐☐	☐☐☐	☐☐☐☐☐	101.0#	4496	4538	4618	4496	4618	4661	4852	4927	5022	5162	336
		5 Seat, 0 In-Line Table	DND20S5T0	☐☐	☐☐☐	☐☐☐			☐☐☐☐☐	113.0#	4482	4535	4635	4482	4635	4688	4928	5021	5141	5314	419
				Ⓐ	Ⓑ	Ⓒ	Ⓓ	Ⓔ	Ⓕ	Ⓖ											

HOW TO ORDER

Indicate the following information on order form:
1. Quantity of each item.
2. Model number, including options. See “How To Build a Model Number”.
3. Any special service required.

Note: • The ☐ indicates that a choice is required.
- The absence of the ☐ indicates that no choice is required.
- Alpha-numeric characters in place of ☐ indicate that no other alternatives are available.

HOW TO BUILD A MODEL NUMBER

Ⓐ Select basic model.

Ⓑ Select frame color.
Refer to the **Product Color Options** page in this price list.

Ⓒ Select fire code.

NFR	- Compliance to TB 117-2013
FR	- Compliance to TB 133

See pricing column for TB133 upcharge.

Ⓓ Select solid poly color.
Refer to the **Product Color Options** page in this price list.

Ⓔ Select surface finish for table.
Refer to the **Product Color Options** page in this price list.

Ⓕ Select table edge color.
Refer to the **Product Color Options** page in this price list.

Ⓖ Select upholstery grade/color.
Refer to **ki.com/fabrics**

SPECIAL SERVICES

Special Carton Marking

With specially marked information	N/C

Shipping

Ships **knocked down, FOB Green Bay, WI 54302, freight prepaid.** Freight class 70.

Specifications and prices are subject to change without prior notice.

Doni®
Tandem Seating

Doni®
Tandem Seating

	MODEL	Features	MODEL NUMBER: Basic Model	Frame Color Ⓑ	Fire Code Ⓒ	Poly Outside/Inside Color Ⓓ	Surface Finish Ⓔ	Edge Color Ⓕ	Upholstery Color Ⓖ	Approx. Packaged Weight	Delivered Pricing Fabric Grade 1 & C.O.M.	Delivered Pricing Fabric Grade 2	Delivered Pricing Fabric Grade 3	Delivered Pricing C.O.V.	Delivered Pricing Vinyl Group 2V	Delivered Pricing Pallas Fabric Group P0	Delivered Pricing Pallas Fabric Group P1	Delivered Pricing Pallas Fabric Group P2	Delivered Pricing Pallas Fabric Group P3	Delivered Pricing Pallas Fabric Group P4
 DNDB	**Upholstered Seat - No Arm, TWO-TONE** • Optional in-line tables • 1 seat, 0 in-line table models must connect to a corner table • Corner table is ordered separately	1 Seat, 0 In-Line Table	DNDB0S1T0	□□	NFR	□□□□□□			□□□□□	28.0#	$ 963	$ 973	$ 994	$ 963	$ 994	$ 1004	$ 1054	$ 1070	$ 1095	$ 1130
		1 Seat, 1 In-Line Table	DNDB0S1T1	□□	NFR	□□□□□□	□□□	□□□	□□□□□	39.0#	1875	1887	1906	1875	1906	1918	1966	1984	2007	2043
		2 Seat, 0 In-Line Table	DNDB0S2T0	□□	NFR	□□□□□□			□□□□□	48.0#	1925	1946	1985	1925	1985	2006	2102	2141	2188	2255
		2 Seat, 1 In-Line Table	DNDB0S2T1	□□	NFR	□□□□□□	□□□	□□□	□□□□□	62.0#	2837	2859	2897	2837	2897	2919	3014	3051	3100	3169
		3 Seat, 0 In-Line Table	DNDB0S3T0	□□	NFR	□□□□□□			□□□□□	68.0#	2887	2918	2978	2887	2978	3010	3154	3209	3281	3385
		3 Seat, 1 In-Line Table	DNDB0S3T1	□□	NFR	□□□□□□	□□□	□□□	□□□□□	82.0#	3798	3831	3889	3798	3889	3923	4067	4121	4194	4298
		4 Seat, 0 In-Line Table	DNDB0S4T0	□□	NFR	□□□□□□			□□□□□	92.0#	3851	3894	3975	3851	3975	4018	4209	4282	4378	4518
		3 Seat, 2 In-Line Table	DNDB0S3T2	□□	NFR	□□□□□□	□□□	□□□	□□□□□	101.0#	4712	4744	4802	4712	4802	4835	4979	5035	5106	5210
		4 Seat, 1 In-Line Table	DNDB0S4T1	□□	NFR	□□□□□□	□□□	□□□	□□□□□	101.0#	4762	4803	4884	4762	4884	4927	5118	5194	5289	5428
		5 Seat, 0 In-Line Table	DNDB0S5T0	□□	NFR	□□□□□□			□□□□□	113.0#	4816	4868	4969	4816	4969	5021	5261	5355	5472	5647
				Ⓐ	Ⓑ	Ⓒ	Ⓓ	Ⓔ	Ⓕ	Ⓖ										

HOW TO ORDER

Indicate the following information on order form:
1. Quantity of each item.
2. Model number, including options. See “How To Build a Model Number”.
3. Any special service required.

Note: • The □ indicates that a choice is required.
- The absence of the □ indicates that no choice is required.
- Alpha-numeric characters in place of □ indicate that no other alternatives are available.

HOW TO BUILD A MODEL NUMBER

Ⓐ Select basic model.

Ⓑ Select frame color.
Refer to the **Product Color Options** page in this price list.

Ⓒ Select fire code.
NFR - Compliance to TB 117-2013

Ⓓ Select outside/inside poly color.
Refer to the **Product Color Options** page in this price list.

Ⓔ Select surface finish for table.
Refer to the **Product Color Options** page in this price list.

Ⓕ Select table edge color.
Refer to the **Product Color Options** page in this price list.

Ⓖ Select upholstery grade/color.
Refer to **ki.com/fabrics**

SPECIAL SERVICES

Special Carton Marking

With specially marked information N/C

Shipping

Ships **knocked down, FOB Green Bay, WI 54302, freight prepaid.** Freight class 70.

Specifications and prices are subject to change without prior notice.

Doni®
Tandem Seating

Doni®
Tandem Seating

	MODEL	Features	MODEL NUMBER: Basic Model	Frame Color (A)	Fire Code (B)	Poly Solid Color (C)	Surface Finish (D)	Edge Color (E)	Upholstery Color (F)	Approx. Packaged Weight	Delivered Pricing Fabric Grade 1 & C.O.M.	Delivered Pricing Fabric Grade 2	Delivered Pricing Fabric Grade 3	Delivered Pricing C.O.V.	Delivered Pricing Vinyl Group 2V	Delivered Pricing Pallas Fabric Group P0	Delivered Pricing Pallas Fabric Group P1	Delivered Pricing Pallas Fabric Group P2	Delivered Pricing Pallas Fabric Group P3	Delivered Pricing Pallas Fabric Group P4	TB133 add to list price
 DND3	**Upholstered Seat and Back - No Arm, SOLID COLOR** • Optional in-line tables • 1 seat, 0 in-line table models must connect to a corner table • Corner table is ordered separately	1 Seat, 0 In-Line Table	DND30S1T0	□□	□□□	□□□			□□□□□	33.0#	$ 930	$ 941	$ 960	$ 930	$ 960	$ 971	$ 1020	$ 1037	$ 1062	$ 1096	$ 120
		1 Seat, 1 In-Line Table	DND30S1T1	□□	□□□	□□□	□□□	□□□	□□□□□	47.0#	1842	1854	1873	1842	1873	1885	1932	1950	1974	2010	120
		2 Seat, 0 In-Line Table	DND30S2T0	□□	□□□	□□□			□□□□□	58.0#	1858	1878	1919	1858	1919	1939	2036	2075	2121	2190	239
		2 Seat, 1 In-Line Table	DND30S2T1	□□	□□□	□□□	□□□	□□□	□□□□□	72.0#	2770	2791	2831	2770	2831	2852	2948	2986	3034	3104	239
		3 Seat, 0 In-Line Table	DND30S3T0	□□	□□□	□□□			□□□□□	83.0#	2786	2818	2878	2786	2878	2912	3053	3110	3182	3284	359
		3 Seat, 1 In-Line Table	DND30S3T1	□□	□□□	□□□	□□□	□□□	□□□□□	97.0#	3699	3730	3791	3699	3791	3823	3965	4023	4094	4198	359
		4 Seat, 0 In-Line Table	DND30S4T0	□□	□□□	□□□			□□□□□	108.0#	3718	3762	3842	3718	3842	3884	4076	4149	4247	4383	480
		3 Seat, 2 In-Line Table	DND30S3T2	□□	□□□	□□□	□□□	□□□	□□□□□	116.0#	4612	4643	4703	4612	4703	4736	4878	4936	5008	5111	359
		4 Seat, 1 In-Line Table	DND30S4T1	□□	□□□	□□□	□□□	□□□	□□□□□	127.0#	4629	4671	4751	4629	4751	4793	4985	5060	5156	5294	480
		5 Seat, 0 In-Line Table	DND30S5T0	□□	□□□	□□□			□□□□□	138.0#	4648	4701	4801	4648	4801	4855	5095	5187	5308	5481	599
				Ⓐ	Ⓑ	Ⓒ	Ⓓ	Ⓔ	Ⓕ	Ⓖ											

HOW TO ORDER

Indicate the following information on order form:
1. Quantity of each item.
2. Model number, including options. See “How To Build a Model Number”.
3. Any special service required.

Note: • The □ indicates that a choice is required.
• The absence of the □ indicates that no choice is required.
• Alpha-numeric characters in place of □ indicate that no other alternatives are available.

HOW TO BUILD A MODEL NUMBER

Ⓐ Select basic model.

Ⓑ Select frame color.
Refer to the **Product Color Options** page in this price list.

Ⓒ Select fire code.

NFR	- Compliance to TB 117-2013
FR	- Compliance to TB 133

See pricing column for TB133 upcharge.

Ⓓ Select solid poly color.
Refer to the **Product Color Options** page in this price list.

Ⓔ Select surface finish for table.
Refer to the **Product Color Options** page in this price list.

Ⓕ Select table edge color.
Refer to the **Product Color Options** page in this price list.

Ⓖ Select upholstery grade/color.
Refer to **ki.com/fabrics**

SPECIAL SERVICES

Special Carton Marking

With specially marked information	N/C

Shipping

Ships **knocked down, FOB Green Bay, WI 54302, freight prepaid.** Freight class 70.

Specifications and prices are subject to change without prior notice.

Doni®
Tandem Seating

	MODEL	Features	MODEL NUMBER Basic Model	Frame Color	Surface Finish	Edge Color	Approx. Packaged Weight	Delivered Pricing
 MSCT	**Corner Table** • Number of tables per arrangement • Plastic laminate with vinyl bullnose edge • For mounting modular units at a 90° angle • Two required for U-shaped configuration • One required for L-shaped configuration	Connects 2 units	TCT	□□	□□□	□□□	14.0#	$ 760
HRDPT	**Back Ganging Bar** • Connects 2 units back-to-back • Powder coated to match base • Sold in pairs		DOP.GANG	□□			8.0#	$ 254
			Ⓐ	Ⓑ	Ⓒ	Ⓓ		

HOW TO ORDER

Indicate the following information on order form:
1. Quantity of each item.
2. Model number, including options. See “How To Build a Model Number”.
3. Any special service required.

Note: • The □ indicates that a choice is required.
- The absence of the □ indicates that no choice is required.
- Alpha-numeric characters in place of □ indicate that no other alternatives are available.

HOW TO BUILD A MODEL NUMBER

Ⓐ Select basic model.

Ⓑ Select frame color.
Refer to the **Product Color Options** page in this price list.

Ⓒ Select surface finish for table.
Refer to the **Product Color Options** page in this price list.

Ⓓ Select table edge color.
Refer to the **Product Color Options** page in this price list.

SPECIAL SERVICES

Special Carton Marking

With specially marked information N/C

Shipping

Ships **knocked down, FOB Green Bay, WI 54302, freight prepaid.** Freight class 70.

Specifications and prices are subject to change without prior notice.

1330 Bellevue Street
P.O. Box 8100
Green Bay, WI 54308-8100
800.424.2432
ki.com

KI and Furnishing Knowledge are registered
trademarks of Krueger International, Inc.

© 2020 Krueger International, Inc.
All Rights Reserved.
Code KI-PLW-000209/KI/PDF

Furnishing Knowledge®

CONCERTO LIST PRICING

List FOB Factory (Frt Included)

UPDATED 10.3.22

ITEM	Standard Concerto	Comfort Concerto	UNIT
Seat and Back Assembly (includes 2" foam on seat and back, plastic back panel and seat bottom, plastic armcaps, c.o.m. fabric) (19" - 24" seat spacing)	$622	$638	each
OPTIONS:			
Tablet Arm - Small - Right Hand	$219		each
Small - Left Hand	$317		each
Tablet Arm - Medium - Right Hand	$219	$249	each
Medium - Left Hand	$317	$348	each
Tablet Arm - Large - Right Hand	$219	$249	each
Large - Left Hand	$317	$348	each
Power/Data Option	$317	$348	per seat
Power/USB Option	$460	$489	per seat
Wood Back Panel	$293	$293	per seat
Accoustical Seat Pan - Plastic	$71	$71	per seat
Armcap - Plastic	included	included	each
Armcap - Wood	$48	$48	each
Cupholder Armcap - Plastic (Black, Warm Grey, Flannel, Blue Grey, Sand)	$76		each
Cupholder Armcap - Plastic (All other colors)	**PMR**	**PMR**	each
Cupholder Armcap - Wood	$104		each
End Panel - Steel	$107		each
End Panel - Laminate	$87	$99	each
End Panel - Wood Veneer	$140	$165	each
Seat Number - Plastic (Cool Grey)	$4	$4	each
Seat Number - Aluminum (Gold or Silver)	$11	$11	each
Row Marker - Plastic (Cool Grey)	$4	$4	each
Row Marker for Plastic Arm Caps - Aluminum (Gold or Silver)	$11	$11	each
Row Marker for Wood Arm Caps - Aluminum (Gold or Silver)	$15	$15	each
ADA Marker - Plastic	$4	$4	each
Aisle Light - LED	$214	$214	each
Aisle Light Transformer, 30 WATT (4 to 112 LED aisle lights)	$358	$358	each
Aisle Light Transformer, 60 WATT (8 to 225 LED aisle lights)	$576	$576	each
Aisle Light Dimmer	$600	$600	each
ADA Flip-Up Arm (n/a with Aisle Light or Power/Data/USB)	$313	$313	each
Riser Mount (n/a with Power/Data/USB)	$60	**PMR**	per seat
3" Seat Foam	$28	$28	per seat
3" Back Foam	$12	$12	per seat
1-Seat Removable Unit	$181	$181	each
2-Seat Removable Unit	$266	$266	per unit
3-Seat Removable Unit	$354	$354	per unit
Group L2	$33	$33	per seat
Group L3	$38	$38	per seat
KI Grade 1 Fabric	$47	$47	per seat
KI Grade 2 Fabric	$58	$58	per seat
KI Grade 3 Fabric	$68	$68	per seat
KI Group 2V Vinyl	$68	$68	per seat
Pallas P0	$90	$90	per seat
Pallas P1	$124	$124	per seat
Pallas P2	$150	$150	per seat
Pallas P3	$177	$177	per seat
Pallas P4	$216	$216	per seat
CA133	$213		per seat
CA133 (on seating with Power & Data)	$590		per seat

*Yardage requirement per seat: .9 yard for 19" - 22" seats, and 1 yard for 23" - 24" seats

*Testing & Orders of less than 10 seats: 1.25 yards per seat

ADA Tablet Arm (LH or RH, any surface style)	$556	$556	each

VFD's taken by CAD with field survey equipment (2 rooms or less)	$1,800.00
VFD's taken by CAD with field survey equipment (more than 2 rooms)	$2,500.00
VFD's taken within 500 miles of Green Bay, WI	$900.00

Note: Anchor costs are included in seat/back assembly price

LANCASTER LIST PRICING

List FOB Factory (Frt Included)

UPDATED 10.3.22

ITEM	LIST PRICE	UNIT
Seat and Back Assembly(includes cushioned seat and back, plastic back panel and seat bottom, plastic armcaps, c.o.m. fabric) (20", 21", 22", 23", 24" seat spacing)	$446	per seat
OPTIONS:		
Tablet Arm (RH or LH)	$141	each
Wood Back Panel (N/A with Power/ Data/USB)	$189	per seat
High Wood Back Panel (N/A with Power/ Data/USB)	$256	per seat
Accoustical Seat Pan - Plastic	$47	per seat
Power/Data Option	$233	per seat
Power/USB Option	$385	per seat
Armcap - Plastic (Black, Flannel, Warm Grey)	included	each
Armcap - Wood	$56	each
Cupholder Armcap - Plastic (Black, Flannel, Warm Grey)	$52	each
Cupholder Armcap - Plastic (All other colors)	**PMR**	each
Cupholder Armcap - Wood	$102	each
End Panel - Plastic	$18	each
End Panel - Laminate	$87	each
End Panel - Wood Veneer	$135	each
Seat Number - Plastic (Cool Grey)	$4	each
Seat Number - Aluminum (Gold or Silver)	$11	each
Row Marker - Plastic (Cool Grey)	$4	each
Row Marker for Plastic Arm Caps - Aluminum (Gold or Silver)	$11	each
Row Marker for Wood Arm Caps - Aluminum (Gold or Silver)	$16	each
ADA Marker - Plastic	$4	each
Aisle Light - LED	$120	each
Aisle Light Transformer, 30 WATT (4 to 112 LED aisle lights)	$364	each
Aisle Light Transformer, 60 WATT (8 to 225 LED aisle lights)	$586	each
Aisle Light Dimmer	$611	each
ADA Flip-Up Arm (n/a with Aisle Light or Power/Data/USB)	$233	each
Riser Mount (n/a with Power/Data/USB)	$37	each
1 - Seat Removable Unit	$153	each
2 - Seat Removable Unit	$230	each
3 - Seat Removale Unit	$304	each
Group L2	$33	per seat
Group L3	$39	per seat
KI Grade 1 Fabric	$48	per seat
KI Grade 2 Fabric	$59	per seat
KI Grade 3 Fabric	$69	per seat
KI Group 2V Vinyl	$69	per seat
Pallas P0	$92	per seat
Pallas P1	$127	per seat
Pallas P2	$153	per seat
Pallas P3	$180	per seat
Pallas P4	$220	per seat
CA133 for non-powered units (black poly components only)	$161	per seat
CA133 for powered units (black poly components only)	$336	per seat

Yardage requirement per seat: 0.85 yards for 18", 20", 21" & 22" units

Yardage requirement per seat: 0.90 yards for 23" & 24" units

Testing & Orders of less than 10 seats: 1.5 yards per seat

ADA Tablet Arm (LH or RH, any surface style)	$566	each

VFD's taken by CAD with field survey equipment (2 rooms or less)	$1,800
VFD's taken by CAD with field survey equipment (more than 2 rooms)	$2,500
VFD's taken within 500 miles of Green Bay, WI	$900

Note: Anchor costs are included in seat/back assembly price

KI LECTURE HALL LIST PRICING **Effective 10/3/2022**

FOB Factory (Freight Included)

UNIVERSITY SEATING

NOTE: Prices are per seat and include 18" deep straight tops in standard laminate with 54B vinyl bullnose edge (27" spacing per person). For other top sizes and edge styles, and for accessories, see upcharges below. Upholstered chairs are priced in Grade 1 fabric. See "Upholstery Upcharges" section for upholstery upcharges.

Intellect Wave poly	$	659
Intellect Wave upholstered seat	$	714
Intellect Wave upholstered seat & back	$	751
Apply, laminate shell	$	1,010
Apply, upholstered seat only	$	1,193
Strive, poly	$	842
Strive, upholstered seat only	$	918
Strive, upholstered seat & back	$	985
Doni, poly 1-color	$	951
Doni, poly 2-color	$	1,010
Doni, 1-color, upholstered seat only	$	1,055
Doni, 2-color, upholstered seat only	$	1,120
Grazie, poly	$	1,027
Grazie, upholstered seat only	$	1,229
Torsion Air	$	1,240
Diem, no seat slide	$	1,102
Diem, with seat slide	$	1,156
Oath	$	1,083
Impress, poly back panel	$	1,429
Impress, upholstered back panel	$	1,529
Impress Ultra	$	1,577

Swing arm type

Add for height adjustable Swing Arm (per seat)	$	119
~Do not add for Impress, Impress Ultra, Diem and Oath		

Swing arm spacing

Add for 30" spacing (per seat)	$	32

Base style

Add for 4A/360 Degree (per seat)	$	79

Floor Type

Flat or Sloped Floor	No upcharge

UNIVERSITY SEATING UPCHARGES:

Straight Tops	**Straight Tops**		**Curved Tops**	
Add for 18" deep top, 54B vinyl edge	(Included in above)	per seat	$ 106	per seat
Add for 18” deep top, 74P edge	$ 29		$ 235	
Add for 18” deep top, 34S wood edge	$ 202		$ 486	
Add for 18” deep top, 14S wood edge	$ 321		$ 591	
Add for 24" deep top, 54B vinyl edge	$ 24		$ 232	
Add for 24” deep top, 74P edge	$ 61		$ 329	
Add for 24” deep top, 34S wood edge	$ 305		$ 567	
Add for 24” deep top, 14S wood edge	$ 437		$ 732	

Straight Modesty Panels (27” spacing, non-continuous)	**Straight Panels**		**Curved Panels**	
12" mod panel, lam. w/54B vinyl edge	$ 207	per seat	$ 337	per seat
12" mod panel, lam. w/74P edge	$ 246		$ 407	

14" mod panel, dimpled steel	$ 195		$ 195		
14" mod panel, perforated steel	$ 195		$ 195		
14" mod panel, perforated wood veneer	$ 625		$ 723		
11.75” mod panel Acrylite	$ 410		$ 410		
Full height laminate w/54B vinyl edge	$ 271	per seat	$ 435	per seat	
Full height laminate w/74P edge	$ 299		$ 512		
Full height dimpled steel	$ 388		$ 388		
Full height perforated steel	$ 388		$ 388		
Full height perforated wood veneer	$ 1,438		$ 1,546		

***For 14" laminate modesty panels, add 5% to 12" modesty panel price**
***For 30” spacing, add 10% to Top and Modesty Panel price.**
***For modesty panels with laminate on both sides, add 25% to the Modesty Panel price (Standard backing is a .030 phenolic backer, except on Perforated Wood Veneer which has veneer both sides).**
***For continuous modesty panels, add $49 to the 12” modesty panel price or $56 to the full length mod panel price.**
***For end panels, use the straight modesty panel price per each panel. Price is based on a 20" wide panel laminated on both sides. Perforated wood veneer end panels are Special.**

Power & USB (shipments 4.28.21 and beyond)

Undersurface Dubbel Module (1 module per 2 students)	$ 444	per module	
In-surface Dean Module (1 module per 2 students)	$ 567		
Pop-Up Nacre Module (1 module per 2 students)	$ 567		

~In-surface Dean and Pop-Up Nace modules will have two simplex receptacle ports (rated at 15 amps/125 volts) and a dual USB-A, 2 amps per port.
~Undersurface Dubbel Module will have two simplex receptacle ports (rated at 15 amps/125 volts) and (1)USB-A + (1)USB-C ports

Legacy Power Options (shipments prior to 4.28.21)

Add for PowerUp (1 module per 2 students)	*$567*	*per module*
Add for Under-Surface Power (1 module per 2 students)	*$444*	
Add for Villa w/USB (1 module per 2 students)	*$728*	

Weights:
Apply, Intellect Wave, Doni, Grazie, Strive, Torsion, Torsion Air = 50 lbs/seat
Impress, Impress Ultra, Oath, Diem = 70 lbs/seat
Power = 10 lbs/module
Modesty Panel = 5 lbs/seat

KI LECTURE HALL LIST PRICING **Effective 10/3/2022**

FOB Factory (Freight Included)

SEMINAR TABLES

Note: Prices include standard laminate tops with 54B vinyl bullnose edge. Bases must be specified separately. Maximum base span - 60"

Table Tops	**Continuous Straight**		**Continuous Curved**	
18" deep tops, laminate w/54B vinyl edge	$ 79	per ft	$ 123	per ft
18" deep tops, laminate w/74P edge	$ 104		$ 145	
18" deep tops, laminate w/34S wood edge	$ 179		$ 287	
18" deep tops, laminate w/14S wood edge	$ 227		$ 328	
24" deep tops, laminate w/54B vinyl edge	$ 103	pet ft	$ 163	per ft
24" deep tops, laminate w/74P edge	$ 125		$ 208	
24" deep tops, laminate w/34S wood edge	$ 208		$ 314	
24" deep tops, laminate w/14S wood edge	$ 254		$ 354	
Base & Floor Option				
Basic or Select Base, Flat or Sloped Floor	$ 166	each		
Modesty Panels (Non-continuous)	**Straight**		**Curved**	
12" high modesty panel, lam. w/54B vinyl edge	$ 82	per ft	$ 134	per ft
12" modesty panel, lam. w/74P edge	$ 98		$ 163	
14" modesty panel, dimpled steel	$ 78		$ 78	
14" modesty panel, perforated steel	$ 78		$ 78	
14" modesty panel, perforated wood veneer	$ 250		$ 289	
11.75" mod panel, Acrylite	$ 164		$ 164	
Full height modesty panel, lam. w/54B vinyl edge	$ 108	per ft	$ 174	per ft
Full height modesty panel, lam. w/74P edge	$ 120		$ 205	
Full height dimpled steel	$ 155		$ 155	
Full height perforated steel	$ 155		$ 155	
Full height perforated wood veneer	$ 575		$ 618	

*** For 14" laminate modesty panels, add 5% to the 12" modesty panel price**

*** For modesty panels with laminate on both sides, add 25% to the Modesty Panel price (Standard backing is a .030 phenolic backer, except on Perforated Wood Veneer which has veneer both sides).**

*** For continuous modesty panels, add $20 to the 12" mod panel price or $22 to the full length price**.

*** For end panels, use the University straight modesty panel price per each panel. Price is based on a 20" wide panel laminated on both sides. Perforated wood veneer end panels are Special.**

Power & USB (shipments 4.28.21 and beyond)		
Undersurface (1 module per 2 students)	$ 444	per module
In-surface Module (1 module per 2 students)	$ 567	
Pop-Up Module (1 module per 2 students)	$ 567	

~In-surface Dean and Pop-Up Nace modules will have two simplex receptacle ports (rated at 15 amps/125 volts) and a dual USB-A, 2 amps per port.
~Undersurface Dubbel Module will have two simplex receptacle ports (rated at 15 amps/125 volts) and (1)USB-A + (1)USB-C ports

Legacy Power Options (shipments prior to 4.28.21)

Add for PowerUp (1 module per 2 students)	*$*	*567*	*per module*
Add for Under-Surface Power (1 module per 2 students)	*$*	*444*	
Add for Villa w/USB (1 module per 2 students)	*$*	*728*	

Weights:
Tops = 6.5 lbs/lin ft
Mod Panels = 5 lbs/lin ft
Bases = 15 lbs. each
Power = 10 lbs/module

KI LECTURE HALL LIST PRICING **Effective 10/3/2022**

FOB Factory (Freight Included)

JURY BASE SEATING (without tablet arms)

NOTE: All models with 360-degree swivel. Upholstered chairs are priced in Grade 1 fabric. See "Upholstery Upcharges" section for upholstery upcharges.

Intellect Wave	$	368
Intellect Wave, upholstered seat	$	424
Intellect Wave, upholstered seat & back	$	461
Apply, laminate shell	$	562
Apply, upholstered seat only	$	711
Strive, poly	$	469
Strive, upholstered seat only	$	547
Strive, upholstered seat & back	$	611
Doni, poly 1-color	$	553
Doni, poly 2-color	$	566
Doni, 1-color, upholstered seat only	$	667
Doni, 2-color, upholstered seat only	$	694
Grazie, poly	$	572
Grazie, upholstered seat only	$	732
Torsion Air	$	738

Note: Impress, Impress Ultra, Oath and Diem are always height adjustable.

Diem, no seat slide	$	875
Diem, with seat slide	$	919
Oath	$	820
Impress, poly back panel	$	979
Impress, upholstered back panel	$	1,048
Impress Ultra	$	1,163

Base Option Additions:

Add for Height-Adjustable	$	119	per seat
**Do not add for Impress, Impress Ultra, Oath or Diem*			
Add for 6" Swing feature on height-adjustable jury	$	102	per seat
**Not available on sloped floors*			
Add for 6" Swing feature on fixed height jury seatin	$	201	per seat
**Not available on sloped floors*			

Floor Type:

Flat or Sloped floor: No Upcharge

Weights:

Apply, Intellect Wave, Doni, Grazie, Strive, Torsion, Torsion Air = 32 lbs/seat

Impress, Impress Ultra, Oath, Diem = 55 lbs/seat

KI LECTURE HALL LIST PRICING **Effective 10/3/2022**

FOB Factory (Freight Included)

SEQUENCE SEATING

Note: Pricing includes straight beams. For curved beams, see upcharge below. Upholstered chairs are priced in Grade 1 fabric. See "Upholstery Upcharges" section for upholstery upcharges.

	NA	G2	K	OK	SM	MD	LG
Intellect Wave, poly	$ 323	$ 436	$ 594	$ 640	$ 573	$ 580	$ 586
Intellect Wave, upholstered seat	$ 379	$ 492	$ 650	$ 695	$ 628	$ 635	$ 642
Intellect Wave, upholstered S&B	$ 416	$ 529	$ 687	$ 732	$ 666	$ 672	$ 679
Apply, laminate shell	$ 440	$ 553	$ 711	$ 756	$ 689	$ 696	$ 703
Apply, upholstered seat only	$ 574	$ 687	$ 845	$ 890	$ 824	$ 831	$ 837
Strive, poly	$ 366	$ 479	$ 637	$ 683	$ 616	$ 623	$ 629
Strive, upholstered seat	$ 442	$ 555	$ 713	$ 758	$ 692	$ 698	$ 705
Strive, upholstered S&B	$ 509	$ 622	$ 780	$ 825	$ 758	$ 765	$ 772
Doni, poly 1-color	$ 414	$ 527	$ 685	$ 730	$ 663	$ 670	$ 677
Doni, poly 2-color	$ 440	$ 553	$ 711	$ 756	$ 689	$ 696	$ 703
Doni, 1-color, uphlstrd seat only	$ 509	$ 622	$ 780	$ 825	$ 758	$ 765	$ 772
Doni, 2-color, uphlstrd seat only	$ 565	$ 678	$ 836	$ 881	$ 815	$ 822	$ 828
Grazie, poly	$ 446	$ 559	$ 718	$ 763	$ 696	$ 703	$ 710
Grazie, upholstered seat only	$ 592	$ 705	$ 863	$ 909	$ 842	$ 849	$ 855
Torsion Air	$ 597	$ 710	$ 868	$ 913	$ 846	$ 853	$ 860

Beams

Add for curved beams	$ 27	per seat

Power:

Power & USB	$ 672	per module

Base Type

Flat or Sloped floor mount	No upcharge
Riser mount	No upcharge

Weights:

Apply, Intellect Wave, Doni, Grazie, Strive, Torsion, Torsion Air = 32 lbs/seat

Power = 10 lbs/module

*weights are with tablet arms

KI LECTURE HALL LIST PRICING **Effective 10/3/2022**

FOB Factory (Freight Included)

SEQUENCE HD SEATING

Note: Pricing includes straight beams. For curved beams, see upcharge below. Upholstered chairs are priced in Grade 1 fabric. Upholstered chairs are priced in Grade 1 fabric. See "Upholstery Upcharges" section for upholstery upcharges. Cannot use TOG Arms or Torsion Air arms with Tablet Arms. Back flex and No-Flex backs are the same price.

	No Arms	TOG Arms	HD Tablet (Small)	HD Tablet (Medium)	HD Tablet (Large)
Torsion on the Go Shell, poly back, uph seat	$ 923	$ 963	$ 1,173	$ 1,180	$ 1,187
Torsion on the Go Shell, uph seat & back	$ 980	$ 1,019	$ 1,229	$ 1,236	$ 1,243
Torsion Air shell, mesh back, uph seat	$ 1,104	$ 1,144	$ 1,354	$ 1,361	$ 1,367
Strive shell, poly seat & back	$ 618		$ 868	$ 875	$ 881
Strive shell, poly back, uph seat	$ 727		$ 976	$ 983	$ 990

Beams

Add for curved beams $27 per seat

Beam Arm:

Add for beam arm $87 each

Power:

Power & USB $672 per module

Base Type

Flat or Sloped floor mount No upcharge

Riser mount (6” – 7” only) No upcharge

Weights:

TOG, Torsion Air, Strive = 42 lbs/seat

Power = 10 lbs/module

*weights are with tablet arms

KI LECTURE HALL LIST PRICING **Effective 10/3/2022**

FOB Factory (Freight Included)

SINGLE PEDESTAL

Note: Upholstered chairs are priced in Grade 1 fabric. See "Upholstery Upcharges" section for upholstery upcharges

	NA	G2	K	OK
Intellect Wave, poly	$ 331	$ 444	$ 602	$ 647
Intellect Wave, upholstered seat	$ 385	$ 498	$ 657	$ 702
Intellect Wave, upholstered seat & back	$ 425	$ 538	$ 696	$ 741
Apply, laminate shell	$ 446	$ 559	$ 718	$ 763
Apply, upholstered seat only	$ 582	$ 695	$ 853	$ 898
Strive, poly	$ 372	$ 485	$ 643	$ 688
Strive, upholstered seat	$ 447	$ 560	$ 719	$ 764
Strive, upholstered seat & back	$ 518	$ 631	$ 789	$ 834
Doni, poly 1-color	$ 420	$ 533	$ 692	$ 737
Doni, poly 2-color	$ 446	$ 559	$ 718	$ 763
Doni, 1-color, upholstered seat only	$ 515	$ 628	$ 786	$ 832
Doni, 2-color, upholstered seat only	$ 547	$ 660	$ 818	$ 863
Grazie, poly	$ 454	$ 567	$ 725	$ 771
Grazie, upholstered seat	$ 600	$ 713	$ 871	$ 916
Torsion Air	$ 605	$ 718	$ 876	$ 921

***Upholstered chairs are priced in a Grade 1 fabric. See "Upholstery Upcharges" section for upholstery upcharges**

Base Type

Flat or sloped floor mount	No upcharge
Riser mount base	No upcharge

Weights:
Apply, Intellect Wave, Doni, Grazie, Strive, Torsion, Torsion Air = 32 lbs/seat
*weights are with arms

LECTURE HALL LIST PRICING **Effective 10/3/2022**

FOB Factory (Freight Included)

UPHOLSTERY UPCHARGES FOR LECTURE SEATING (KI & Pallas Upholsteries)

Add to Fabric Grade 1 (base) price:	Yds/Chair	Grade 2	Grade 3	Group 2V	P0	P1	P2	P3	P4	Soft Knit
Intellect Wave seat	0.63	$ 19	$ 20	$ 20	$ 26	$ 47	$ 79	$ 96	$ 132	N/A
Intellect Wave seat & back	1	$ 31	$ 33	$ 33	$ 42	$ 77	$ 125	$ 158	$ 207	N/A
Apply seat	0.75	$ 24	$ 26	$ 26	$ 31	$ 57	$ 93	$ 119	$ 155	N/A
Strive seat	0.75	$ 24	$ 26	$ 26	$ 31	$ 57	$ 93	$ 119	$ 155	N/A
Strive seat & back	1	$ 31	$ 33	$ 33	$ 42	$ 77	$ 125	$ 158	$ 207	N/A
Doni seat	0.75	$ 24	$ 26	$ 26	$ 31	$ 57	$ 93	$ 119	$ 155	N/A
Grazie seat	0.75	$ 24	$ 26	$ 26	$ 31	$ 57	$ 93	$ 119	$ 155	N/A
Grazie seat & back	1	$ 31	$ 33	$ 33	$ 42	$ 77	$ 125	$ 158	$ 207	N/A
Oath	1	$ 31	$ 33	$ 33	$ 42	$ 77	$ 125	$ 158	$ 207	N/A
Diem	1	$ 31	$ 33	$ 33	$ 42	$ 77	$ 125	$ 158	$ 207	N/A
Torsion Air	0.75	$ 24	$ 26	$ 26	$ 31	$ 57	$ 93	$ 119	$ 155	N/A
Impress poly pack panel	1.5	$ 45	$ 49	$ 49	$ 62	$ 115	$ 189	$ 237	$ 311	$ 115
Impress upholstered back panel	2	$ 60	$ 66	$ 66	$ 82	$ 153	$ 251	$ 316	$ 414	$ 153
Impress Ultra*	1	$ 31	$ 33	$ 33	$ 42	$ 77	$ 125	$ 158	$ 207	-
TOG (Sequence HD only)	0.75	$ 24	$ 26	$ 26	$ 31	$ 57	$ 93	$ 119	$ 155	N/A

***Soft knit for Impress Ultra is priced the same as KI Grade 1 (no upcharge).

FLEX™ OCCASIONAL TABLE

PRICE LIST

January 3, 2011

Updated October 3, 2022

800.424.2432

Contents

Refer to KI Terms & Conditions document or visit ki.com.

Contents

Refer to KI Terms & Conditions document or visit ki.com.

Flex™

General Information	3
Product Color Options	4
Occasional Tables	5



Flex™ (Traditional)

Dimensions	
Overall width	19.5"
Overall depth	23"
Overall height	18"

SPECIFICATIONS

Complimentary Furniture
The following guest chairs offer complimentary furniture that creates continuity and a cohesive look throughout a facility. These complimentary pieces can be found in other sections of the KI price list.

FLEX™ TABLES - LaResta® Day Bed (FSD/FL)

LYRA™ TABLES - Lyra™ Lobby & Lounge Seating

SELA® TABLES - Sela® Lobby & Lounge Seating

FINISH INFORMATION

Color Match
KI offers the additional option of color matching paint, polypropylene, or wood stain through Product Modification Requests. Contact Customer Service for details.

INFORMATION

Warranty
Refer to KI Terms & Conditions document or visit ki.com

Flex™
Product Color Options

Wood Finish - Core

Cherry Storm on Beech	BCX
Cinnamon on Beech	BCN
Cocoa on Beech	BCA
Eclypse Black on Beech	BEB
Florence Walnut on Beech	BFC
Kensington Maple on Maple	MMA
Monticello Maple on Beech	BMT
Natural on Beech	BNA
River Cherry on Beech	BRY

Kensington Maple requires an upcharge.

Surface Finish - Laminate

Biltmore Cherry	LBT
Black	LBK
Brighton Walnut	LBW
Canyon Zephyr	LCA
Castle Oak	LCO
Casual Linen	LCU
Cherry Storm	LCX
Classic Linen	LCI
Cloud Zephyr	LCL
Cocobala	LCC
Coffee Bean	LCB
Crisp Linen	LRI
Desert Zephyr	LDZ
Dove Grey	LDG
Fired Steel	LIL
Flax Linen	LXF
Florence Walnut	LFC
Forged Steel	LOL
Frosty White	LFW
Graphite Nebula	LGN
Grey	LGE
High Rise	LHE
Hollyberry	LHY
Irish Linen	LIH
Island	LID
Italian Silver Ash	LIT
Kensington Maple	LKM
Lapis Blue	LLB
Markerboard White	LMK
Misted Zephyr	LMR
Monticello Maple	LMT
Nickel Evolv	LNV
North Sea	LNA
Ocean	LON
Orange Grove	LOE
Pearl Bisque	LPB
Pearl Silver	LPS
Pressed Linen	LPR
River Cherry	LRY
Rugged Linen	LRG
Satin Stainless	LSS
Shadow Zephyr	LSR
Silicon evolv	LSV
Sterling Ash	LAZ
Tailored Linen	LTL
Titanium evolv	LTV
White Nebula	LWL
White Sand	LWN
Windsor Mahogany	LWY

Flex™
Occasional Tables

	MODEL	Features	D x W	MODEL NUMBER Basic Model	MODEL NUMBER Wood Finish	Approx. Packaged Weight	Delivered Pricing
	**Rectangular End Table - Wood Veneer Top**	18" Table Height	23 x 19-1/2"	5502	□□□	40.0#	$ 1181
FLFS							
	**Rectangular End Table - Wood Veneer Top**	22" Table Height	23 x 19-1/2"	5503	□□□	40.0#	$ 1215
FLFS							
	**Square End Table - Wood Veneer Top**	22" Table Height	24 x 24"	5511	□□□	40.0#	$ 1500
FLFS							
	**Rectangular Coffee Table - Wood Veneer Top**	18" Table Height	19-1/2 x 40"	5504	□□□	50.0#	$ 1579
FLFS							
	**Round Club Table - Wood Veneer Top**	18" Table Height	24" Diameter	5505	□□□	40.0#	$ 1579
FLFS							
	**Round Club Table - Wood Veneer Top**	22" Table Height	24" Diameter	5506	□□□	45.0#	$ 1640
FLFS							
	**Round Coffee Table - Wood Veneer Top**	18" Table Height	36" Diameter	5507	□□□	50.0#	$ 1780
FLFS							
				Ⓐ	Ⓑ		

HOW TO ORDER

Indicate the following information on order form:
1. Quantity of each item.
2. Model number, including options. See "How To Build a Model Number".
3. Any special service required.

Note: • The □ indicates that a choice is required.
- The absence of the □ indicates that no choice is required.
- Alpha-numeric characters in place of □ indicate that no other alternatives are available.

HOW TO BUILD A MODEL NUMBER

Ⓐ Select basic model.

Ⓑ Select wood finish color.
Refer to the **Product Color Options** page in this price list.
For Kensington Maple add upcharge.

KENSINGTON MAPLE UPCHARGE

Kensington Maple requires extended leadtimes.

Model	
5502	$105
5503	$105
5504	$136
5505	$136
5506	$136
5507	$174
5510	$174
5511	$111
5512	$70
5513	$70
5514	$131
5515	$111
5516	$111
5517	$174
5520	$111
5521	$87

INFORMATION

Construction
Wood base of solid hardwood with top of wood veneers and solid wood edge.

SPECIAL SERVICES

Special Carton Marking

With specially marked information N/C

Shipping
Ships **assembled, FOB High Point, NC 27263, freight prepaid.** Freight class 175

Specifications and prices are subject to change without prior notice.

Flex™
Occasional Tables

	MODEL	Features	D x W	MODEL NUMBER Basic Model	MODEL NUMBER Wood Finish	Approx. Packaged Weight	Delivered Pricing
 FLFS	**Bowfront Console Table - Wood Veneer Top**	28-3/4" Table Height	15-1/2 x 46-3/4"	5510	□□□	55.0#	$ 1974
				Ⓐ	Ⓑ		

HOW TO ORDER

Indicate the following information on order form:
1. Quantity of each item.
2. Model number, including options. See "How To Build a Model Number".
3. Any special service required.

Note: • The □ indicates that a choice is required.
- The absence of the □ indicates that no choice is required.
- Alpha-numeric characters in place of □ indicate that no other alternatives are available.

HOW TO BUILD A MODEL NUMBER

Ⓐ Select basic model.

Ⓑ Select wood finish color.
Refer to the **Product Color Options** page in this price list.
For Kensington Maple add upcharge.

KENSINGTON MAPLE UPCHARGE

Kensington Maple requires extended leadtimes.

Model	
5502	$105
5503	$105
5504	$136
5505	$136
5506	$136
5507	$174
5510	$174
5511	$111
5512	$70
5513	$70
5514	$131
5515	$111
5516	$111
5517	$174
5520	$111
5521	$87

INFORMATION

Construction
Wood base of solid hardwood with top of wood veneers and solid wood edge.

SPECIAL SERVICES

Special Carton Marking

With specially marked information	N/C

Shipping
Ships **assembled, FOB High Point, NC 27263, freight prepaid.** Freight class 175

Specifications and prices are subject to change without prior notice.

Flex™
Occasional Tables

	MODEL	Features	D x W	MODEL NUMBER Basic Model	Wood Finish	Laminate Color	Approx. Packaged Weight	Delivered Pricing
 FLFS	**Rectangular End Table - Laminate Top**	18" Table Height	23 x 19-1/2"	5512	□□□	□□□	40.0#	$ 1170
 FLFS	**Rectangular End Table - Laminate Top**	22" Table Height	23 x 19-1/2"	5513	□□□	□□□	40.0#	$ 1204
 FLFS	**Square End Table - Laminate Top**	22" Table Height	24 x 24"	5521	□□□	□□□	40.0#	$ 1482
 FLFS	**Rectangular Coffee Table - Laminate Top**	18" Table Height	19-1/2 x 40"	5514	□□□	□□□	50.0#	$ 1565
 FLFS	**Round Club Table - Laminate Top**	18" Table Height	24" Diameter	5515	□□□	□□□	40.0#	$ 1565
 FLFS	**Round Club Table - Laminate Top**	22" Table Height	24" Diameter	5516	□□□	□□□	45.0#	$ 1625
 FLFS	**Round Coffee Table - Laminate Top**	18" Table Height	36" Diameter	5517	□□□	□□□	50.0#	$ 1764
				Ⓐ	Ⓑ	Ⓒ		

HOW TO ORDER

Indicate the following information on order form:
1. Quantity of each item.
2. Model number, including options. See "How To Build a Model Number".
3. Any special service required.

Note: • The □ indicates that a choice is required.
- The absence of the □ indicates that no choice is required.
- Alpha-numeric characters in place of □ indicate that no other alternatives are available.

HOW TO BUILD A MODEL NUMBER

Ⓐ Select basic model.

Ⓑ Select wood finish color.
Refer to the **Product Color Options** page in this price list.
For Kensington Maple add upcharge.

Ⓒ Select laminate color.
Refer to the **Product Color Options** page in this price list.

KENSINGTON MAPLE UPCHARGE

Kensington Maple requires extended leadtimes.

Model	
5502	$105
5503	$105
5504	$136
5505	$136
5506	$136
5507	$174
5510	$174
5511	$111
5512	$70
5513	$70
5514	$131
5515	$111
5516	$111
5517	$174
5520	$111
5521	$87

INFORMATION

Construction
Wood base of solid hardwood with top of wood veneers and solid wood edge.

SPECIAL SERVICES

Special Carton Marking

With specially marked information	N/C

Shipping
Ships **assembled, FOB High Point, NC 27263, freight prepaid.** Freight class 175

Specifications and prices are subject to change without prior notice.

Flex™
Occasional Tables

	MODEL	Features	D x W	MODEL NUMBER Basic Model	Wood Finish	Laminate Color	Approx. Packaged Weight	Delivered Pricing
 FLFS	**Bowfront Console Table - Laminate Top**	28-3/4" Table Height	15-1/2 x 46-3/4"	5520	□□□	□□□	55.0#	$ 1960
				Ⓐ	Ⓑ	Ⓒ		

HOW TO ORDER

Indicate the following information on order form:
1. Quantity of each item.
2. Model number, including options. See "How To Build a Model Number".
3. Any special service required.

Note: • The □ indicates that a choice is required.
- The absence of the □ indicates that no choice is required.
- Alpha-numeric characters in place of □ indicate that no other alternatives are available.

HOW TO BUILD A MODEL NUMBER

Ⓐ Select basic model.

Ⓑ Select wood finish color.
Refer to the **Product Color Options** page in this price list.
For Kensington Maple add upcharge.

Ⓒ Select laminate color.
Refer to the **Product Color Options** page in this price list.

KENSINGTON MAPLE UPCHARGE

Kensington Maple requires extended leadtimes.

Model	
5502	$105
5503	$105
5504	$136
5505	$136
5506	$136
5507	$174
5510	$174
5511	$111
5512	$70
5513	$70
5514	$131
5515	$111
5516	$111
5517	$174
5520	$111
5521	$87

INFORMATION

Construction
Wood base of solid hardwood with top of wood veneers and solid wood edge.

SPECIAL SERVICES

Special Carton Marking

With specially marked information	N/C

Shipping
Ships **assembled, FOB High Point, NC 27263, freight prepaid.** Freight class 175

Specifications and prices are subject to change without prior notice.

1330 Bellevue Street
P.O. Box 8100
Green Bay, WI 54308-8100
800.424.2432
ki.com

KI and Furnishing Knowledge are registered
trademarks of Krueger International, Inc.

© 2020 Krueger International, Inc.
All Rights Reserved.
Code KI-PLW-000442/KI/PDF

Furnishing Knowledge®

FOLDING CHAIRS & STOOLS

PRICE LIST

January 3, 2011

Updated October 3, 2022

800.424.2432

Contents

Refer to KI Terms & Conditions document or visit ki.com.

Contents

Refer to KI Terms & Conditions document or visit ki.com.

Ordering C.O.M., C.O.L., and C.O.V.
- Bonduel, Green Bay, Ontario, and Tupelo 2
- Shipping Location 4

Specifications Form 5

Intellectual Property Authorization 6

400 Series Folding Chairs
- General Information 7

400 Series
- Product Color Options 8
- Folding Chairs (Delivered Pricing) 9
- Folding Chairs (Freight Excluded Pricing) 10

600 Series Folding Chairs
- General Information 11

600 Series
- Product Color Options 13
- Folding Chairs (Delivered Pricing) 14
- Folding Chairs (Freight Excluded Pricing) 16

ValueLite®
- General Information 18
- Folding Chairs (Delivered Pricing) 19
- Folding Chairs (Freight Excluded Pricing) 20

Industrial Adjustable Stools
- General Information 21
- Product Color Options 23

600 Series
- Industrial Stools (Delivered Pricing) 24
- Industrial Stools (Freight Excluded Pricing) 25
- Industrial Stools (Delivered Pricing) 26
- Industrial Stools (Freight Excluded Pricing) 27
- Industrial Stools (Delivered Pricing) 28
- Industrial Stools (Freight Excluded Pricing) 29

800 Series
- Industrial Stools (Delivered Pricing) 30
- Industrial Stools (Freight Excluded Pricing) 31

Folding Chair Storage and Accessories
- General Information 32
- Product Color Options 33
- Folding Chairs (Delivered Pricing) 34
- Folding Chairs (Freight Excluded Pricing) 35
- Folding Chairs (Delivered Pricing) 36
- Folding Chairs (Freight Excluded Pricing) 37

Folding Chair and Stool Accessories
- Folding Chairs and Stools (Delivered Pricing) 38
- Folding Chairs and Stools (Freight Excluded Pricing) 39

Ordering C.O.M., C.O.L., and C.O.V.

Bonduel, Green Bay, La Palma, Ontario and Shipping Locations

Ordering C.O.M., C.O.L., and C.O.V.
Bonduel, Green Bay, La Palma, Ontario and Shipping Locations

How to Specify C.O.M. Upholstery
Textile designs often have intricate patterns. Not all individuals will interpret fabric direction in the same manner.

As a standard procedure, KI cuts fabrics off the roll in a horizontal fashion as shown in Diagram A at the right. By cutting in this fashion, most waste is eliminated. Our requirements for yardage in this book are based on this type of cutting. When directional or patterned fabrics are used, they often require more yardage than solid colors.

By providing KI with a completely filled-out copy of the form on this page, we will be able to expedite your order. We find it particularly helpful with directional or patterned upholstery material. It is critical that copies of this form accompany test quantities as well as production quantities of C.O.M.

C.O.M. must be supplied in continuous yardage.

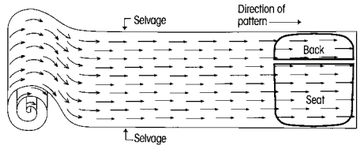

C.O.M., C.O.L. and C.O.V. Testing
KI will require for testing actual yardage to upholster one chair. The testing requirements depend on which chair you have selected on your order.

Test samples will be applied to the order and will be held for 6 months if needed. After 6 months, the sample can no longer be applied to your order. For all products to be tested, send test samples for approval to:

KI
Attn: C.O.M. Specialist
1687 Westminster Drive, Gate 3
Green Bay WI 54302

To expedite the procedure, attach a copy of the "C.O.M. Information Form" on this page.

All C.O.M., C.O.L. and C.O.V. must be labeled with the purchase order number.

C.O.M., C.O.L. and C.O.V. Production
Customer's fabrics and leathers must be approved prior to acceptance for production. Upon test approval, a 1' square sample swatch of upholstery material must accompany the order. KI assumes no responsibility for wear, defects or performance of customer's own fabrics, vinyl or leather. C.O.M., C.O.L. and C.O.V. orders are available on a deferred delivery basis.

Orders for production of C.O.M., C.O.L. and C.O.V. upholstered products are not scheduled for processing until upholstery material is received. Upon receipt, KI will provide an acknowledgement and an estimated shipping date.

KI recommends that leather be ordered in - yardage. Leather must be usable. The outer edges cannot be calculated as square feet or yardage.

The C.O.M., C.O.L. and C.O.V. yardage requirements accompanying products in the pricing section are for 10 chairs/seats or less, 54" wide nondirectional material. On larger orders, less material is required.

For exact production yardage requirements, call 1-800-424-2432, ext. 2707.

C.O.M., C.O.L. and C.O.V. Order Processing

For products shipped from Green Bay, WI facility, ship upholstery material to:

KI
Attn: C.O.M. Storage
1687 Westminster Drive - Gate 3
Green Bay, WI 54302

For products shipped from Bonduel, WI facility, ship material to:

KI
Attn: C.O.M. Storage
204 West South Street
Bonduel, WI 54107

For products shipped from Ontario, CA facility , ship material to:

Avail/Impress/Kismet/Medical & Laboratory Stools/Pilot
Attn: C.O.M. Storage
1110 S. Mildred Ave.
Ontario, CA 91761

Intricate Patterns
In the event of specific requirements for positioning of intricate patterns or pattern repeats on seats and backrests, provide a sketch noting requirements, as in Diagram B, along with materials for testing, and with the order.

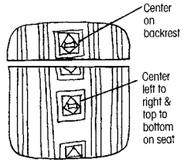

Diagram B

Treated Materials
If C.O.M. requires processing such as Scotchgard® or acrylic backing, it often shrinks. To prevent delays in delivery or back ordering due to shrinkage, please have your processor remeasure after processing and assure adequate yardage shipment.

Split Orders
If a portion of the shipment which does not require C.O.M., C.O.L. or C.O.M. applications is to be processed and shipped early, KI will enter the order immediately at your request. These split shipments are subject to minimum order changes.

Contact the C.O.M. Specialist at 1-800-424-2432, ext. 2707, with questions or to verify a split order.

Excess Upholstery Material
KI will dispose of excess upholstery material at the time of shipment unless expressly requested to return it with the product shipment.

Cancelled or Changed Orders
KI assumes no responsibility for extra C.O.M., C.O.L. or C.O.V. material due to a change of upholstery or cancellation of an order. It is the customer's responsibility to arrange for return of this material.

C.O.M., C.O.L and C.O.V. Information Form

A copy of this form should accompany test requests and production orders. Please fill it out completely, and, if your order has been acknowledged, provide the acknowledgement number.

Purchasing Agent (Dealer or buying organization)

Attention

Address

City State Zip

Project Name

Type of seating and number of units of each type

Please see information below and check the appropriate box.

☐ Submitted for testing.

Purchase Order Number

☐ Test approved. Submitted for production.

KI Acknowledgement Number

In all instances, send this form to the C.O.M. Specialist.

☐ A Selvage Top and Bottom



☐ B Selvage Side and Side



Ordering COM, COL and COV
Information

C.O.M. SHIPPING LOCATION

Architectural Walls
- Evoke ..... MN
- Genius Walls ..... MN

Casegoods
- Aristotle Tackboards ..... MN
- Likha Tackboards ..... MN

Classroom Furniture
- Intellect Wave Chairs ..... GB
- Learn2 ..... GB
- Ruckus ..... GB

Desking
- 700 Series Desking ..... KP
- Balance Overheads ..... MN
- Genesis Desking ..... MN
- True Desking ..... KP
- Universal Overheads ..... MN
- WorkZone Desking ..... MN

Files & Storage
- 700 Series Pedestal Cushion ..... GB
- Connection Zone Pads ..... BW
- U-Series Pedestal Cushion ..... GB
- Tattoo ..... BW

Fixed Seating
- Concerto Auditorium Seating ..... BW
- Single Pedestal Seating ..... GB
- Jury Base Seating ..... GB
- Lancaster Auditorium Seating ..... BW
- Sequence Seating ..... GB
- University Seating ..... GB

Panel Systems
- All Terrain ..... KP
- Balance Overheads ..... MN
- System 3000 ..... MN
- Universal Overheads ..... MN
- Wireworks ..... MN
- Unite ..... MN

Residence Hall Furniture
- RoomScape Furniture ..... MN

Screens
- All Terrain ..... KP
- Connection Zone ..... BW
- True/Volition ..... KP
- Genesis ..... KP
- Tattoo ..... MN
- Universal ..... BW

Seating
- 400 Series Folding Chairs ..... BW
- 600 Series Folding Chairs ..... BW
- 600 Series Stools ..... BW
- Affina Collection ..... HN
- Altus Task Chairs ..... GB
- Apply Stack Chairs ..... GB
- Auditorium Folding Chairs ..... BW
- Calida Lounge Seating ..... HN
- Diem Task Chairs ..... OM
- Doni Collection ..... GB
- FourC Seating ..... GB
- Gladly Lounge Seating ..... VQ
- Grazie Seating ..... GB
- Hiatus Sleeper Bench ..... HN
- Hub Modular Lounge Seating ..... HN
- Impress Task Chairs ..... OM
- Impress Ultra Task Chairs ..... OM
- Jessa Lounge Seating ..... HN
- Jubilee Lounge Seating ..... VQ
- Katera Guest Chair ..... GB
- Kurv Benches ..... HN
- LaResta Day Beds ..... HN
- LimeLite ..... GB
- Lyra Lounge Seating ..... HN
- Maestro Stack Chairs ..... GB
- Matrix Stack Chairs ..... GB
- Medical & Laboratory Stools ..... OM
- MyPlace Lounge Seating ..... HN
- MyWay Seating ..... HN
- Oath Task Chairs and Stools ..... GB
- Opt4 ..... GB
- Pilot Task Chairs ..... OM
- Promenade Seating System ..... BW
- Ruckus ..... GB
- Sela Lounge Seating ..... HN
- Sift Task Chairs ..... GB
- Signia Task Chairs and Stools ..... OM
- Soltice Metal Collection ..... HN
- Soltice Multiple, Healthcare & Guest ..... HN
- Soltice II Healthcare Seating ..... HN
- Strive Multiple, Stack & Task ..... GB
- Sway ..... BW
- Tattoo ..... HN
- Torsion-on-the-Go! Nesting Chairs ..... GB
- Torsion Air Stack and Task Seating ..... GB
- Zoetry ..... HN

KI Manufacturing Sites - Customer's Own Material Shipment Manufacturing Site Addresses

BW
KI Bonduel
Attn: COM Storage
204 West South St.
Bonduel, WI 54107

HN
KI High Point
Attn: COM Storage
217 Feld Avenue
High Point, NC 27263

MN
KI Manitowoc
Attn: COM Storage
1400 S. 41st St.
Manitowoc, WI 54220

VQ
KI
Attn: COM Fabrics
6892 Marlin Circle
La Palma, CA 90623

GB
KI Green Bay
Attn: COM Storage
1687 Westminster Drive - Gate 3
Green Bay, WI 54302

KP
KI Pembroke
Attn: COM Storage
1000 Olympic Dr.
Pembroke, Ontario K8A6X7

OM
KI
Attn: COM Storage
1110 S. Mildred Ave.
Ontario, CA 91761

© 2022 Krueger International Inc. All Rights reserved. Code KI-FF-000059/KI/PDF/0822

Specifications Form



634FC Screen Print ■

Artwork Request Form

January 2022

Please note:

- All logos require camera ready art in Adobe Illustrator .eps, .ai or .pdf format in the measurements below.* Additional charges will apply to each proof change (size, color or font).
- For specific pricing details, see Folding Chairs Price List.
- Once complete, submit this form and the signed "Intellectual Property Authorization" agreement along with your order.
- Contact KI customer service with additional questions.

Chair Model # _____ Qty Ordered _____

Frame Color _____

Feet/Bumper Colors _____

Vinyl Color _____

*Group 2 vinyls cannot be screen printed.

Cushion Back Description _____

_____

_____

_____

Lettering Style _____

Common Effects _____

Seat Back Pantone Colors**

Color #1 _____

Color #2 _____

Color #3 _____

**Total number of ink colors per logo is three. Contact customer service for orders requiring more than three ink colors per logo.

Seat Cushion Description

_____

_____

_____

Lettering Style _____

Common Effects _____

Seat Cushion Pantone Colors**

Color #1 _____

Color #2 _____

Color #3 _____

**Total number of ink colors per logo is three. Contact customer service for orders requiring more than three ink colors per logo.

PO# _____

Project or School Name _____

Contact Name _____

Email for Proof _____

KI Internal Information

KI Order Number _____

KI Sales Rep _____

Artwork File Name _____

If logo/lettering is not predetermined, below is a list of popular lettering styles and common effects.

Script & Calligraphic

- Brody
- Brush Script
- Kauffinn
- Sanvito
- Snell Roundhand

Athletic

- ALLSTAR
- EUROSTYLE
- JERSEY
- MACHINE
- ROCKWELL

Block and San Serif

- IMPACT
- ARIAL BLACK
- TEMPEST GILL
- SERPENTINE
- OPTIMA

Serif and Misc.

- COOPER BLACK
- PLAYBILL
- STENCIL
- TIMES
- MARKER

Common Effects

- SHADOW
- SLANTED
- ARCHED
- UPPER ARCH

*Max size for artwork on back: 14" wide x 5.5" high
Max size for artwork on seating: 12" wide x 12" high
Sized to maximum unless otherwise stated.

1330 Bellevue Street • P. O. Box 8100 • Green Bay, WI 54308-8100 • Tel 1-800-424-2432 •ki.com

©2020 Krueger International, Inc. AllRights Reserved. KI-CORP-000046/KI/PDF/0122

Furnishing Knowledge®



Intellectual Property Authorization



Copyright/Logo/Trademark Release Form

(Intellectual Property)

I, _____, am the owner of the entire rights, title, and interests in the Intellectual Property identified in "Exhibit A" attached and grant Krueger International, Inc. ("KI") the right to use and display Intellectual Property on products produced and manufactured by KI.

I warrant and represent that I am the owner of the Intellectual Property in Exhibit A and have the necessary legal rights and permissions to use said materials and/or convey their use to others.

I agree that I will not infringe or violate the Intellectual Property Rights of any party. I agree to indemnify, defend, and hold KI harmless against any claims, actions, judgements, losses, and/or damages (including, but not limited to, reasonable attorney's fees) which may arise from any claims by any third party of an alleged or actual infringement out of the use and display of Intellectual Property on products.

I warrant I am of full legal age and have a right to contract in my name for the attached Intellectual Property. I have read the above authorization and release, before its execution, and I am familiar with the contents thereof. This authorization and release shall be binding upon me, my heirs, legal representatives, and/or assignees.

_____ _____

PRINT NAME SIGNATURE

_____

COMPANY/ORGANIZATION

_____

ADDRESS

_____

PHONE

_____

EMAIL



"EXHIBIT A"

INTELLECTUAL PROPERTY

Trademarks:

Copyrights:

Logos:

PRODUCTS

(KI product name(s) to be applied with the logo)

400 Series Folding Chairs
General Information

PRODUCT SPECIFICATIONS

400 Series Folding Chair

February 2020

TECHNICAL SPECIFICATIONS

The KI 400 Series Folding Chairs deliver optimum quality at a minimum price.

- KI Model 401 - no upholstery
- KI Model 404 - vinyl upholstered seat and backrest

400 Series Frames
Frames are electrically seam-welded 19-gauge, 7/8" O.D. tubular steel. The two leg braces are 19-gauge, 5/8" O.D. tubular steel.

Steel Backrests
Backrests are 7 1/2" deep, pitched for proper posture support. Panel is curved 24-gauge cold-rolled steel with fully curled edge and spot-welded to frame.

404 Upholstered Backrest
Vinyl upholstered backrest panel of 1/2" polyfoam is stapled to plastic base. Attached to backrest by rivets. Backrests are not field replacable.

401 Steel Seat
One piece 21-gauge cold-rolled drawn and shaped steel. Seat pivots on 1/4" tempered steel rivets.

404 Upholstered Seats
20-gauge recessed steel seat pan. Vinyl upholstered 1.25" polyfoam stapled to hardboard panel attached by rivets. Upholstered Seats are not field replaceable.

Feet
Replaceable non-marring linear polypropylene.

Frame Finish
Chair frames are finished with baked-on, electrostatically-applied epoxy powder-coat paint.

DIMENSIONS

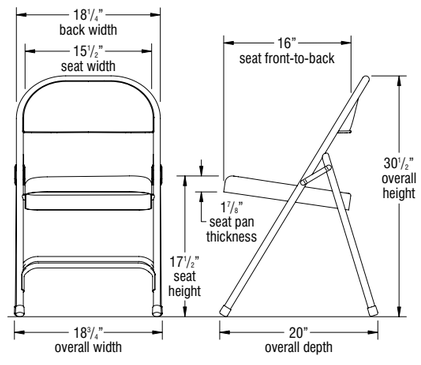

400 Series Folding Chair



Furnishing Knowledge®

DIMENSIONS cont.

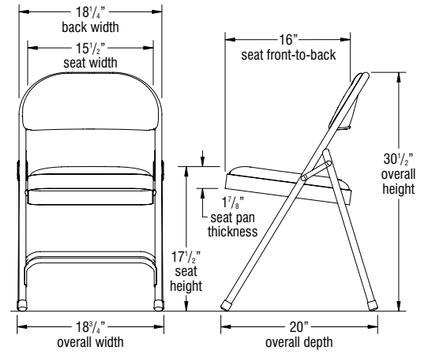

400 Series Upholstered Folding Chair

STATEMENT OF LINE



401D



404D

400 Series
Product Color Options

Frame Color

Beige	BE
Black	BL
Grey	GE

Frame/ Upholstery Color

Black	BL
Grey	GE

400 Series
Folding Chairs (Delivered Pricing)

400 Series
Folding Chairs (Delivered Pricing)

	MODEL	Features	MODEL NUMBER: Basic Model	Frame Color	Frame/ Upholstery Color	Approx. Packaged Weight	Delivered Pricing
 FC4	**Steel** • Double hinge • Seam-welded tubular steel frame • Heavy-duty steel seat and backrest • 2 double riveted crossbraces--front and rear	Unupholstered	401D	□□		11.0#	$ 69
 FC4U	**Upholstered Seat and Back** • Double hinge • Seam-welded tubular steel frame • Heavy-duty steel seat and backrest • 2 double riveted crossbraces--front and rear • 1-1/4" polyfoam seat pad • 1/2" polyfoam backrest	Upholstered	404D		□□	13.0#	$ 96
			Ⓐ	Ⓑ	Ⓒ		

HOW TO ORDER

Indicate the following information on order form:
1. Quantity of each item.
2. Model number, including options. See "How To Build a Model Number".
3. Any special service required.

Note: • The □ indicates that a choice is required.
- The absence of the □ indicates that no choice is required.
- Alpha-numeric characters in place of □ indicate that no other alternatives are available.

HOW TO BUILD A MODEL NUMBER

Ⓐ Select basic model.

Ⓑ Select frame color.
Refer to the **Product Color Options** page in this price list.

Ⓒ Select frame/upholstery color.
Refer to the **Product Color Options** page in this price list.

SPECIAL SERVICES

Special Carton Marking

With specially marked information N/C

Shipping

Ships **assembled, FOB Bonduel, WI 54107, freight prepaid.** Freight class 85.

Specifications and prices are subject to change without prior notice.

400 Series
Folding Chairs (Freight Excluded Pricing)

400 Series
Folding Chairs (Freight Excluded Pricing)

	MODEL	Features	MODEL NUMBER: Basic Model	Frame Color	Frame/ Upholstery Color	Approx. Packaged Weight	Freight Excluded Pricing
 FC4	**Steel** • Double hinge • Seam-welded tubular steel frame • Heavy-duty steel seat and backrest • 2 double riveted crossbraces--front and rear	Unupholstered	401D	□□		11.0#	$ 50
 FC4U	**Upholstered Seat and Back** • Double hinge • Seam-welded tubular steel frame • Heavy-duty steel seat and backrest • 2 double riveted crossbraces--front and rear • 1-1/4" polyfoam seat pad • 1/2" polyfoam backrest	Upholstered	404D		□□	13.0#	$ 66
			Ⓐ	Ⓑ	Ⓒ		

HOW TO ORDER

Indicate the following information on order form:
1. Quantity of each item.
2. Model number, including options. See "How To Build a Model Number".
3. Any special service required.

Note: • The □ indicates that a choice is required.
- The absence of the □ indicates that no choice is required.
- Alpha-numeric characters in place of □ indicate that no other alternatives are available.

HOW TO BUILD A MODEL NUMBER

Ⓐ Select basic model.

Ⓑ Select frame color.
Refer to the **Product Color Options** page in this price list.

Ⓒ Select frame/upholstery color.
Refer to the **Product Color Options** page in this price list.

SPECIAL SERVICES

Special Carton Marking

With specially marked information	N/C

Shipping

Ships **assembled, FOB Bonduel, WI 54107, freight excluded.** Freight class 85.

Specifications and prices are subject to change without prior notice.

600 Series Folding Chairs
General Information

PRODUCT SPECIFICATIONS

600 Series Folding Chair

February 2020

TECHNICAL SPECIFICATIONS

The KI 600 Series Folding Chairs deliver optimum quality at a minimum price.

- KI Model 601 - no upholstery
- KI Model 604 - upholstered seat and backrest
- KI Model 634 - screen printed vinyl

600 Series Frames
Frames are electrically seam-welded 19-gauge, 7/8" O.D. tubular steel. The two leg braces are 19-gauge, 5/8" O.D. tubular steel.

Steel Backrests
Backrests are 7 1/2" deep, pitched for proper posture support. Panel is curved 24-gauge cold-rolled steel with fully curled edge and spot-welded to frame.

604 Upholstered Backrest
Vinyl or fabric upholstered backrest panel of 1/2" polyfoam is stapled to plastic base. Attached to backrest by rivets. Backrests are not field replacable.

601 Steel Seat
One piece 21-gauge cold-rolled drawn and shaped steel. Seat pivots on 1/4" tempered steel rivets.

604 Upholstered Seats
20-gauge recessed steel seat pan. 1.25" polyfoam stapled to hardboard panel attached by rivets. Upholstered Seats are not field replaceable.

Feet
Replaceable non-marring linear polypropylene.

Frame Finish
Chair frames are finished with baked-on, electrostatically-applied epoxy powder-coat paint.

DIMENSIONS

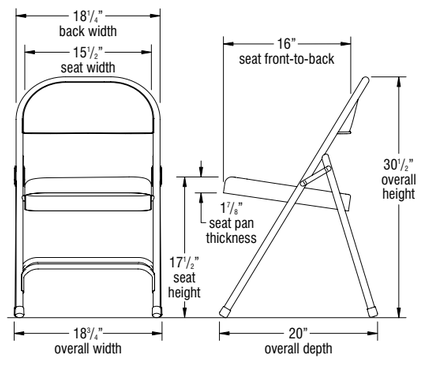

600 Series Folding Chair



Furnishing Knowledge®

DIMENSIONS cont.

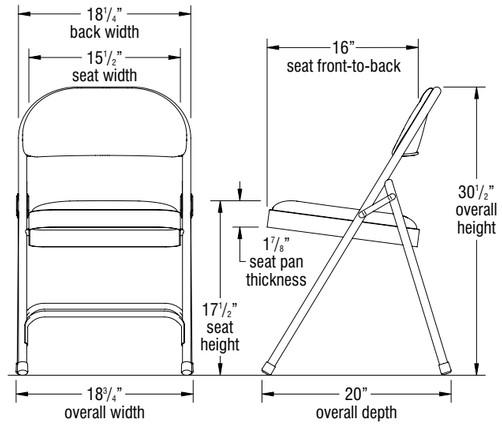

600 Series Upholstered Folding Chair

STATEMENT OF LINE



601FC



604FC



634FC

600 Series Folding Chairs
General Information

Screen Print Charges

	Seat or Back Only			Seat and Back		
	1-Color Logo	2-Color Logo	3-Color Logo	1-Color Logo	2-Color Logo	3-Color Logo
Screen Print Charge (list/one time per order)	$66	$133	$195	$133	$267	$384
Screen Print Charge (per chair)						
25-50 Chairs	8	15	24	15	34	50
51-100 Chairs	5	10	13	11	20	28
101+ Chairs	3	7	10	9	11	17
Artwork Charge (list/one time per logo)	$195					

Minimum order of 25 chairs.

Please complete the 634FC Screen Print Artwork Request Form and Intellectual Property Authorization Form located at the front of this price list.

Reorders: No artwork charge if ordered within 1 year of initial order. All other charges apply.

600 Series
Product Color Options

600 Series
Product Color Options

Frame Color

Azure Grey	AGM
Beige	BE
Black	BL
Blue Grey	GR
Brown	BR
Cayenne	CY
Earthen Clay	EY
Nordic	ND
Sand	SA
Warm Grey	WG

Feet/Bumper Color

Beige feet/bumpers	BEF
Black feet/bumpers	BLF
Grey feet/bumpers	GRF

Finish Cards
View color swatches for items listed within this document.

Paints **Wood/Veneer** **Molded Edges** **Hard Plastics**
Plastics/Poly **Laminates** **Edge Styles** **Glass**

Certain options referenced may not be available on GSA Schedule.

600 Series
Folding Chairs (Delivered Pricing)

600 Series
Folding Chairs (Delivered Pricing)

	MODEL	Features	MODEL NUMBER: Basic Model	Frame Color	Fire Code	Upholstery Color	Feet/ Bumper Color	Approx. Packaged Weight	Delivered Pricing Unupholstered	Delivered Pricing Fabric Grade 1 & C.O.M.	Delivered Pricing Vinyl Group 1
	**Steel** • Double hinge • Seam-welded tubular steel frame • Heavy-duty steel seat and backrest • 2 double riveted crossbraces--front and rear	Unupholstered	601FC	□□□			□□□	9.5#	$ 84		
FC6											
	**Upholstered Seat and Back** • Double hinge • Seam-welded tubular steel frame • Heavy-duty steel seat and backrest • 2 double riveted crossbraces--front and rear • 1-1/4" polyfoam seat pad • 1/2" polyfoam backrest	Upholstered	604FC	□□□	□□□	□□□□	□□□	12.0#	N/A	$ 142	$ 142
FC6U											
			Ⓐ	Ⓑ	Ⓒ	Ⓓ	Ⓔ				

HOW TO ORDER

Indicate the following information on order form:
1. Quantity of each item.
2. Model number, including options. See "How To Build a Model Number".
3. Any special service required.

Note: • The □ indicates that a choice is required.
- The absence of the □ indicates that no choice is required.
- Alpha-numeric characters in place of □ indicate that no other alternatives are available.

HOW TO BUILD A MODEL NUMBER

Ⓐ Select basic model.

Ⓑ Select frame color.
Refer to the **Product Color Options** page in this price list.

Ⓒ Select fire code.

NFR	- Compliance to TB 117-2013
FR	- Compliance to TB 133

See Options for TB133 upcharge.

Ⓓ Select upholstery grade/color.
Refer to **ki.com/fabrics**

Ⓔ Select feet/bumper color.
Refer to the **Product Color Options** page in this price list.

OPTIONS

California TB133 Fire Safety Code
For California Technical Bulletin 133 compliant models, add the following upcharge:
Model = 604FC
Added Lead Time-1 Week
Added List Price=$11
Model = 634FC
Added Lead Time=1 Week
Added List Price=$20

SPECIAL SERVICES

Special Carton Marking

With specially marked information	N/C

Shipping
Ships **assembled, FOB Bonduel, WI 54107, freight prepaid.** Freight class 85.

Specifications and prices are subject to change without prior notice.

600 Series
Folding Chairs (Delivered Pricing)

600 Series
Folding Chairs (Delivered Pricing)

	Features	MODEL NUMBER								Approx. Packaged Weight	Delivered Pricing C.O.M.	Delivered Pricing Vinyl Group 1
		Basic Model	Screen Print Placement	No. of Seat Ink Colors	No. of Back Ink Colors	Frame Color	Fire Code	Upholstery Color	Feet/ Bumper Color			
	Upholstered, Screen Print	634FC	□□□□	□□□□□□	□□□□□□	□□□	□□□	□□□□	□□□	12.0#	$ 142	$ 142

FC6S

Upholstered Seat and Back, Screen Print

- Double hinge
- Seam-welded tubular steel frame
- Heavy-duty steel seat and backrest
- 2 double riveted crossbraces--front and rear
- 1-1/4" polyfoam seat pad
- 1/2" polyfoam backrest
- Artwork screen printed on seat and back
- Additional screen print charges apply; see "Screen Printing Charges" on the General Information page

Ⓐ Ⓑ Ⓒ Ⓓ Ⓔ Ⓕ Ⓖ Ⓗ

HOW TO ORDER

Indicate the following information on order form:
1. Quantity of each item.
2. Model number, including options. See "How To Build a Model Number".
3. Any special service required.

Note: • The □ indicates that a choice is required.
- The absence of the □ indicates that no choice is required.
- Alpha-numeric characters in place of □ indicate that no other alternatives are available.

HOW TO BUILD A MODEL NUMBER

Ⓐ Select basic model.

Ⓑ Select screen print placement.

SSS	- Seat only
SSB	- Back only
SSSB	- Seat and back

Ⓒ Select number of seat ink colors.

NSIK	- No seat ink colors
1INKST	- 1 seat ink color
2INKST	- 2 seat ink colors
3INKST	- 3 seat ink colors

Ⓓ Select number of back ink colors.

NBIK	- No back ink colors
1INKBK	- 1 back ink color
2INKBK	- 2 back ink colors
3INKBK	- 3 back ink colors

Ⓔ Select frame color.
Refer to the **Product Color Options** page in this price list.

Ⓕ Select fire code.

NFR	- Compliance to TB 117-2013
FR	- Compliance to TB 133

See Options for TB133 upcharge.

Ⓖ Select upholstery grade/color.
Refer to **ki.com/fabrics**

Ⓗ Select feet/bumper color.
Refer to the **Product Color Options** page in this price list.

OPTIONS

California TB133 Fire Safety Code
For California Technical Bulletin 133 compliant models, add the following upcharge:
Model = 604FC
Added Lead Time-1 Week
Added List Price=$11
Model = 634FC
Added Lead Time=1 Week
Added List Price=$20

SPECIAL SERVICES

Special Carton Marking

With specially marked information N/C

Shipping
Ships **assembled, FOB Bonduel, WI 54107, freight prepaid.** Freight class 85.

Specifications and prices are subject to change without prior notice.

600 Series
Folding Chairs (Freight Excluded Pricing)

600 Series
Folding Chairs (Freight Excluded Pricing)

	MODEL	Features	MODEL NUMBER: Basic Model	Frame Color	Fire Code	Upholstery Color	Feet/ Bumper Color	Approx. Packaged Weight	Freight Excluded Pricing Unupholstered	Freight Excluded Pricing Fabric Grade 1 & C.O.M.	Freight Excluded Pricing Vinyl Group 1
 FC6	**Steel** • Double hinge • Seam-welded tubular steel frame • Heavy-duty steel seat and backrest • 2 double riveted crossbraces--front and rear	Unupholstered	601FC	□□□			□□□	9.5#	$ 63		
 FC6U	**Upholstered Seat and Back** • Double hinge • Seam-welded tubular steel frame • Heavy-duty steel seat and backrest • 2 double riveted crossbraces--front and rear • 1-1/4" polyfoam seat pad • 1/2" polyfoam backrest	Upholstered	604FC	□□□	□□□	□□□□	□□□	12.0#	N/A	$ 104	$ 104
			Ⓐ	Ⓑ	Ⓒ	Ⓓ	Ⓔ				

HOW TO ORDER

Indicate the following information on order form:
1. Quantity of each item.
2. Model number, including options. See "How To Build a Model Number".
3. Any special service required.

Note: • The □ indicates that a choice is required.
- The absence of the □ indicates that no choice is required.
- Alpha-numeric characters in place of □ indicate that no other alternatives are available.

HOW TO BUILD A MODEL NUMBER

Ⓐ Select basic model.

Ⓑ Select frame color.
Refer to the **Product Color Options** page in this price list.

Ⓒ Select fire code.

NFR	- Compliance to TB 117-2013
FR	- Compliance to TB 133

See Options for TB133 upcharge.

Ⓓ Select upholstery grade/color.
Refer to **ki.com/fabrics**

Ⓔ Select feet/bumper color.
Refer to the **Product Color Options** page in this price list.

OPTIONS

California TB133 Fire Safety Code
For California Technical Bulletin 133 compliant models, add the following upcharge:
Model = 604FC
Added Lead Time-1 Week
Added List Price=$11
Model = 634FC
Added Lead Time=1 Week
Added List Price=$20

SPECIAL SERVICES

Special Carton Marking

With specially marked information	N/C

Shipping
Ships **assembled, FOB Bonduel, WI 54107, freight excluded.** Freight class 85.

Specifications and prices are subject to change without prior notice.

600 Series
Folding Chairs (Freight Excluded Pricing)

600 Series
Folding Chairs (Freight Excluded Pricing)

	Features	MODEL NUMBER Basic Model	Screen Print Placement	No. of Seat Ink Colors	No. of Back Ink Colors	Frame Color	Fire Code	Upholstery Color	Feet/ Bumper Color	Approx. Packaged Weight	Freight Excluded Pricing Fabric Grade COM	Freight Excluded Pricing Vinyl Group 1
	Upholstered, Screen Print	634FC	□□□□	□□□□□□	□□□□□□	□□□	□□□	□□□□	□□□	12.0#	$ 104	$ 104

FC6S

Upholstered Seat and Back, Screen Print

- Double hinge
- Seam-welded tubular steel frame
- Heavy-duty steel seat and backrest
- 2 double riveted crossbraces--front and rear
- 1-1/4" polyfoam seat pad
- 1/2" polyfoam backrest
- Artwork screen printed on seat and back
- Additional screen print charges apply; see "Screen Printing Charges" on the General Information page

Ⓐ Ⓑ Ⓒ Ⓓ Ⓔ Ⓕ Ⓖ Ⓗ

HOW TO ORDER

Indicate the following information on order form:
1. Quantity of each item.
2. Model number, including options. See "How To Build a Model Number".
3. Any special service required.

Note: • The □ indicates that a choice is required.
- The absence of the □ indicates that no choice is required.
- Alpha-numeric characters in place of □ indicate that no other alternatives are available.

HOW TO BUILD A MODEL NUMBER

Ⓐ Select basic model.

Ⓑ Select screen print placement.

SSS	- Seat only
SSB	- Back only
SSSB	- Seat and back

Ⓒ Select number of seat ink colors.

NSIK	- No seat ink colors
1INKST	- 1 seat ink color
2INKST	- 2 seat ink colors
3INKST	- 3 seat ink colors

Ⓓ Select number of back ink colors.

NBIK	- No back ink colors
1INKBK	- 1 back ink color
2INKBK	- 2 back ink colors
3INKBK	- 3 back ink colors

Ⓔ Select frame color.
Refer to the **Product Color Options** page in this price list.

Ⓕ Select fire code.

NFR	- Compliance to TB 117-2013
FR	- Compliance to TB 133

See Options for TB133 upcharge.

Ⓖ Select upholstery grade/color.
Refer to **ki.com/fabrics**

Ⓗ Select feet/bumper color.
Refer to the **Product Color Options** page in this price list.

OPTIONS

California TB133 Fire Safety Code
For California Technical Bulletin 133 compliant models, add the following upcharge:
Model = 604FC
Added Lead Time-1 Week
Added List Price=$11
Model = 634FC
Added Lead Time=1 Week
Added List Price=$20

SPECIAL SERVICES

Special Carton Marking

With specially marked information N/C

Shipping
Ships **assembled, FOB Bonduel, WI 54107, freight excluded.** Freight class 85.

Specifications and prices are subject to change without prior notice.

ValueLite®
General Information



Value Lite Single Hinge (VL.100)

Features	
Seam-welded tubular steel frame	•
Single hinge	•
Wallsaver design	•
General Dimensions	
Seat height	17-3/4"
Overall width	18-1/2"
Overall depth	21-1/8"
Overall height	33-3/8"
Folded depth	3"

SPECIFICATIONS

Frame
Electrically seam-welded 17-gauge x 1-1/8" o.d. tubular steel. 13-gauge "ribbed" linkage, 2-1/4" 11-gauage under seat support brace, 13-gauge side seat support 3/4" arched welded crossbraces.

Seat and Backrest
1-1/4" thick high-density polyethylene plastic.

INFORMATION

Warranty
Refer to KI Terms & Conditions document or visit ki.com

ValueLite®
Folding Chairs (Delivered Pricing)

ValueLite®
Folding Chairs (Delivered Pricing)

	MODEL	MODEL NUMBER Basic Model	Approx. Packaged Weight	Delivered Pricing
 HRDPT	**ValueLite Single Hinge** • Single hinge • High-density polyethylene seat and back • Front and back arched welded cross-braces • Polyethylene glides • Frame color hammer tone black • Seat and back color speckled white • Sold 4 per carton • Integrated handle in backrest • Seat and back thickness 1-1/4”	VL.100.BL.WH	13.0#	$ 101

Ⓐ

HOW TO ORDER

Indicate the following information on order form:
1. Quantity of each item.
2. Model number, including options. See “How To Build a Model Number”.
3. Any special service required.

Note: • The ☐ indicates that a choice is required.
- The absence of the ☐ indicates that no choice is required.
- Alpha-numeric characters in place of ☐ indicate that no other alternatives are available.

HOW TO BUILD A MODEL NUMBER

Ⓐ Select basic model.

INFORMATION

Cartoning
Model VL.100 - shipped 4 units per carton

SPECIAL SERVICES

Special Carton Marking

With specially marked information	N/C

Shipping
Ships **assembled, FOB Bonduel, WI 54107, freight prepaid.** Freight class 85.

Specifications and prices are subject to change without prior notice.

ValueLite®

Folding Chairs (Freight Excluded Pricing)

ValueLite®

Folding Chairs (Freight Excluded Pricing)

	MODEL	MODEL NUMBER Basic Model	Approx. Packaged Weight	Freight Excluded Pricing
 HRDPT	**ValueLite Single Hinge** • Single hinge • High-density polyethylene seat and back • Front and back arched welded cross-braces • Polyethylene glides • Frame color hammer tone black • Seat and back color speckled white • Sold 4 per carton • Integrated handle in backrest • Seat and back thickness 1-1/4”	VL.100.BL.WH	13.0#	$ 76

Ⓐ

HOW TO ORDER

Indicate the following information on order form:
1. Quantity of each item.
2. Model number, including options. See “How To Build a Model Number”.
3. Any special service required.

Note: • The ☐ indicates that a choice is required.
- The absence of the ☐ indicates that no choice is required.
- Alpha-numeric characters in place of ☐ indicate that no other alternatives are available.

HOW TO BUILD A MODEL NUMBER

Ⓐ Select basic model.

INFORMATION

Cartoning

Model VL.100 - shipped 4 units per carton

SPECIAL SERVICES

Special Carton Marking

With specially marked information N/C

Shipping

Ships **assembled, FOB Bonduel, WI 54107, freight excluded.** Freight class 85.

Specifications and prices are subject to change without prior notice.

Industrial Adjustable Stools
General Information

Industrial Adjustable Stools
General Information



Steel Seat Stool (630)



Upholstered Seat Stool (618U)



Wood Seat Stool (624WA)

	Steel Seat Stool (630)	Upholstered Seat Stool (618U)	Wood Seat Stool (624WA)
Features			
Three height ranges available	•	•	•
Adjustable height legs optional	•	•	•
Masonite hardboard seat	•		
Wood seat			•
Upholstered seat		•	
General Dimensions			
Seat height	18", 24", 30"	18" - 38"	19" - 39"
Seat diameter	14"	14"	14"
Base spread	23-1/5"	19-1/4"	20-9/10"



Steel Seat/Back Stool (618B)



Upholstered Seat/Back Stool (630BU)



Wood Seat/Back Stool (624BW)



Polypropylene Seat Stool (624P)

	Steel Seat/Back Stool (618B)	Upholstered Seat/Back Stool (630BU)	Wood Seat/Back Stool (624BW)	Polypropylene Seat Stool (624P)
Features				
Three height ranges available	•	•	•	
Adjustable height legs optional	•	•	•	
Masonite hardboard seat	•			
Wood seat			•	
Upholstered seat		•		
Steel backrest	•		•	
Polypropylene seat				•
Upholstered backrest		•		
General Dimensions				
Seat height	18" - 38"	18" - 38"	18" - 38"	18" - 38"
Seat diameter	14"	14"	14"	14"
Backrest height	13-3/8" - 15-3/8"	13-3/8" - 15-3/8"	13-3/8" - 15-3/8"	
Backrest width	11-3/4"	11-3/4"	11-3/4"	
Base spread	19-1/4"	21-1/5"	20-9/10"	20-9/10"

600 SERIES INDUSTRIAL STOOLS SPECIFICATIONS

Frames
Two leg sections of 18-gauge, 7/8" o.d. seam-welded tubular steel are crossed and welded together. Footring and leg frame are welded into a single unit. Footrings are 18-gauge, 5/8" o.d.; shaped for an enlarged weld area at point of contact with leg. Replaceable polyethylene feet.

Steel Seat
20-gauge die-formed steel pan with fully curled edges for strength and safety. 14" diameter. Tempered hardboard Masonite inset riveted into seat recess.

Upholstered Seat
20-gauge die-formed steel pan. 14" diameter. Replaceable 5/8" foam pad mounted to linerboard, fastened into seat recess with mechanical fasteners. Upholstered in vinyl.

Wood Seat
14" diameter, 1-1/4" hardwood (rubberwood) with clear lacquer finish. Attached to seat with screws.

Polypropylene Stool Seats
Injection-molded thermoplastic with integral rib construction for strength. 13" diameter. Color permeates throughout. White marks may occur at four spots on the front edge of seat but does not alter the structural integrity of the chair.

Nonstandard Steel Stool Seat Heights
Minimum order of 10 stools. Minimum height is 15". Specify standard model with next greater height than required.

Base Spreads
Base spread for 18" stools are 14"; 24" stools are 15-1/4"; 30" stools are 15-1/2".

Glides
Glides are available on standard or adjustable stools. Glides are optional on non-adjustable stools.

Frame Finish
Baked-on, electrostatically-applied epoxy powder coating.

INFORMATION

Warranty
Refer to KI Terms & Conditions document or visit ki.com

Industrial Adjustable Stools
General Information





	Upholstered Seat Stool (830A)	Upholstered Seat/Back Stool (830BA)
Features		
Three height ranges available	•	•
Adjustable height legs optional	•	•
Upholstered seat	•	•
Upholstered backrest		•
General Dimensions		
Seat height	19" - 39"	18" - 38"
Seat diameter	14"	14"
Backrest height from seat		13-3/8" - 15-3/8"
Backrest width		11-3/4"
Base spread	15-1/2"	15-1/2"

800 SERIES INDUSTRIAL STOOLS SPECIFICATIONS

Frames
Two leg sections of 18-gauge, 7/8" o.d. seam-welded tubular steel are crossed and welded together. Footring and leg frame are welded into a single unit. Footrings are 18-gauge, 5/8" o.d. Footrings are shaped for an enlarged weld area at point of contact with leg. Replaceable polyethylene feet.

Steel Backrest
18-gauge curved steel back with 6-gauge steel support. 2" height and 2" depth adjustment range.

Upholstered Backrest
18-gauge curved steel back with 6-gauge steel support. 5/8" foam pad upholstered in vinyl. Replaceable. 2" height and 2" depth adjustment range.

800 Series Steel Seat
Heavy-gauge die-formed steel pan, 14" diameter. 1-1/8" foam pad upholstered in vinyl, fastened to linerboard.

Adjustable Legs
Nickel-plated telescoping leg section is drilled and tapped for set screw. The height range is 8" in 1" increments. Self-leveling stainless steel capped glides.

Base Spreads
Base spread are 13-1/2" (718); 15" (724); 15" (730); 14" (818); 14-1/2" (824); 15-1/2" (830).

Frame Finish
Baked-on, electrostatically-applied epoxy powder coating.

INFORMATION

Warranty
Refer to KI Terms & Conditions document or visit ki.com

Industrial Adjustable Stools
Product Color Options

Frame Color

Azure Grey	AGM
Beige	BE
Black	BL
Blue Grey	GR
Brown	BR
Cayenne	CY
Nordic	ND
Sand	SA
Warm Grey	WG

Feet/Bumper Color

Beige	BEF
Black	BLF
Grey	GRF

Seat Color - Polypropylene

Black	PBL
Cayenne	PCY
Blue Grey	PGR
Light Tone	PLG
Nordic	PND
Sand	PSA
Hazy Jade	PHJ

600 Series
Industrial Stools (Delivered Pricing)

600 Series
Industrial Stools (Delivered Pricing)

	MODEL	Features	MODEL NUMBER Basic Model	Frame Color Ⓑ	Fire Code Ⓒ	Upholstery Color Ⓓ	Feet/ Bumper Color Ⓔ	Approx. Packaged Weight	Delivered Pricing Unupholstered	Delivered Pricing Vinyl Group 1 & C.O.V.
 600	**Steel Rimmed Seat Stool** • Seam-welded tubular steel frame with steel seat pan • Fixed leg or adjustable height leg models available • Fixed legs have polyethylene feet • Optional adjustable height legs have 8" range in 1" increments and have self-leveling glides • Nickel-plated telescoping leg section locks with set screws • 14" diameter steel seat with tempered hardboard Masonite inset	Fixed Height, 18"H	618	□□□			□□□	8.0#	$ 98	
		Adjustable Height, 19"-27"H	618A	□□□				11.0#	134	
		Fixed Height, 24"H	624	□□□			□□□	10.0#	115	
		Adjustable Height, 25"-33"H	624A	□□□				12.0#	148	
		Fixed Height, 30"H	630	□□□			□□□	11.0#	134	
		Adjustable Height, 31"-39"H	630A	□□□				13.0#	176	
 600U	**Upholstered Seat Stool** • Seam-welded tubular steel frame with steel seat pan • Fixed leg or adjustable height leg models available • Fixed legs have polyethylene feet • Optional adjustable height legs have 8" range in 1" increments and have self-leveling glides • Nickel-plated telescoping leg section locks with set screws • 14" diameter steel seat with upholstered seat pad	Fixed Height, 18"H	618U	□□□	□□□	□□□□□	□□□	8.0#	N/A	$ 136
		Adjustable Height, 19"-27"H	618UA	□□□	□□□	□□□□□		11.0#	N/A	174
		Fixed Height, 24"H	624U	□□□	□□□	□□□□□	□□□	10.0#	N/A	149
		Adjustable Height, 25"-33"H	624UA	□□□	□□□	□□□□□		12.0#	N/A	184
		Fixed Height, 30"H	630U	□□□	□□□	□□□□□	□□□	11.0#	N/A	160
		Adjustable Height, 31"-39"H	630UA	□□□	□□□	□□□□□		13.0#	N/A	191

HOW TO ORDER

Indicate the following information on order form:
1. Quantity of each item.
2. Model number, including options. See "How To Build a Model Number".
3. Any special service required.

Note: • The □ indicates that a choice is required.
- The absence of the □ indicates that no choice is required.
- Alpha-numeric characters in place of □ indicate that no other alternatives are available.

HOW TO BUILD A MODEL NUMBER

Ⓐ Select basic model.

Ⓑ Select frame color.
Refer to the **Product Color Options** page in this price list.

Ⓒ Select fire code.

NFR	- Compliance to TB 117-2013
FR	- Compliance to TB 133

See Options for TB133 upcharge.

Ⓓ Select upholstery grade/color.
Refer to **ki.com/fabrics**

Ⓔ Select feet/bumper color.
Refer to the **Product Color Options** page in this price list.

OPTIONS

California TB133 Fire Safety Code
For California Technical Bulletin 133 compliant models, add the following upcharge:
Model = Upholstered
Added Lead Time-1 Week
Added List Price=$12

Nonstandard Steel Stool Seat Height
Minimum order of 10 stools. Minimum height is 15". Specify: Standard model with next greater height than required. Add Cutting Upcharge=$20 each

Steel Stool Adjustable Leg Components
600 Series Adjustable Legs: Installation by purchaser; includes four telescoping legs with self-leveling glides, set screws. The adjustable leg inserts ship with glides already attached.
Specify #13.0700.x $35/Set of 4 legs

SPECIAL SERVICES

Special Carton Marking

With specially marked information	N/C

Shipping
Ships **assembled, FOB Bonduel, WI 54107, freight prepaid.** Freight class 125. Adjustable legs and back require assembly.

Specifications and prices are subject to change without prior notice.

600 Series
Industrial Stools (Freight Excluded Pricing)

600 Series
Industrial Stools (Freight Excluded Pricing)

	MODEL	Features	MODEL NUMBER: Basic Model	Frame Color Ⓑ	Fire Code Ⓒ	Upholstery Color Ⓓ	Feet/ Bumper Color Ⓔ	Approx. Packaged Weight	Freight Excluded Pricing Unupholstered	Freight Excluded Pricing Vinyl Group 1 & C.O.V.
	**Steel Rimmed Seat Stool** • Seam-welded tubular steel frame with steel seat pan • Fixed leg or adjustable height leg models available • Fixed legs have polyethylene feet • Optional adjustable height legs have 8" range in 1" increments and have self-leveling glides • Nickel-plated telescoping leg section locks with set screws • 14" diameter steel seat with tempered hardboard Masonite inset	Fixed Height, 18"H	618	□□□			□□□	8.0#	$ 68	
		Adjustable Height, 19"-27"H	618A	□□□				11.0#	90	
		Fixed Height, 24"H	624	□□□			□□□	10.0#	78	
		Adjustable Height, 25"-33"H	624A	□□□				12.0#	99	
		Fixed Height, 30"H	630	□□□			□□□	11.0#	88	
		Adjustable Height, 31"-39"H	630A	□□□				13.0#	120	
600										
	**Upholstered Seat Stool** • Seam-welded tubular steel frame with steel seat pan • Fixed leg or adjustable height leg models available • Fixed legs have polyethylene feet • Optional adjustable height legs have 8" range in 1" increments and have self-leveling glides • Nickel-plated telescoping leg section locks with set screws • 14" diameter steel seat with upholstered seat pad	Fixed Height, 18"H	618U	□□□	□□□	□□□□□	□□□	8.0#	N/A	$ 93
		Adjustable Height, 19"-27"H	618UA	□□□	□□□	□□□□□		11.0#	N/A	117
		Fixed Height, 24"H	624U	□□□	□□□	□□□□□	□□□	10.0#	N/A	98
		Adjustable Height, 25"-33"H	624UA	□□□	□□□	□□□□□		12.0#	N/A	122
		Fixed Height, 30"H	630U	□□□	□□□	□□□□□	□□□	11.0#	N/A	105
		Adjustable Height, 31"-39"H	630UA	□□□	□□□	□□□□□		13.0#	N/A	126
600U										

HOW TO ORDER

Indicate the following information on order form:
1. Quantity of each item.
2. Model number, including options. See "How To Build a Model Number".
3. Any special service required.

Note: • The □ indicates that a choice is required.
- The absence of the □ indicates that no choice is required.
- Alpha-numeric characters in place of □ indicate that no other alternatives are available.

HOW TO BUILD A MODEL NUMBER

Ⓐ Select basic model.

Ⓑ Select frame color.
Refer to the **Product Color Options** page in this price list.

Ⓒ Select fire code.

NFR	- Compliance to TB 117-2013
FR	- Compliance to TB 133

See Options for TB133 upcharge.

Ⓓ Select upholstery grade/color.
Refer to **ki.com/fabrics**

Ⓔ Select feet/bumper color.
Refer to the **Product Color Options** page in this price list.

OPTIONS

California TB133 Fire Safety Code
For California Technical Bulletin 133 compliant models, add the following upcharge:
Model = Upholstered
Added Lead Time-1 Week
Added List Price=$10

Nonstandard Steel Stool Seat Height
Minimum order of 10 stools. Minimum height is 15". Specify: Standard model with next greater height than required. Add Cutting Upcharge=$17 each

Steel Stool Adjustable Leg Components
600 Series Adjustable Legs: Installation by purchaser; includes four telescoping legs with self-leveling glides, set screws. The adjustable leg inserts ship with glides already attached.
Specify #13.0700.x $29/Set of 4 legs

SPECIAL SERVICES

Special Carton Marking

With specially marked information	N/C

Shipping
Ships **assembled, FOB Bonduel, WI 54107, freight excluded.** Freight class 125. Adjustable legs and back require assembly.

Specifications and prices are subject to change without prior notice.

600 Series
Industrial Stools (Delivered Pricing)

600 Series
Industrial Stools (Delivered Pricing)

	MODEL	Features	MODEL NUMBER Basic Model	Frame Color Ⓑ	Fire Code Ⓒ	Upholstery Color Ⓓ	Feet/ Bumper Color Ⓔ	Approx. Packaged Weight	Delivered Pricing Unupholstered	Delivered Pricing Vinyl Group 1 & C.O.V.
 600	**Wood Seat** • Seam-welded tubular steel frame with steel seat pan • Fixed legs have polyethylene feet • Optional adjustable height legs have 8" range in 1" increments and have self-leveling glides • Nickel-plated telescoping leg section locks with set screws • 14" diameter, 1-1/4" rubberwood seat with clear lacquer finish	Fixed Height, 18"H	618W	□□□			□□□	16.0#	$ 174	
		Adjustable Height, 19"-27"H	618WA	□□□				18.0#	223	
		Fixed Height, 24"H	624W	□□□			□□□	17.0#	186	
		Adjustable Height, 25"-33"H	624WA	□□□				19.0#	227	
		Fixed Height, 30"H	630W	□□□			□□□	18.0#	186	
		Adjustable Height, 31"-39"H	630WA	□□□				20.0#	232	
 600	**Steel Rimmed Seat/Backrest** • Seam-welded tubular steel frame with steel seat pan • Fixed legs have polyethylene feet • Optional adjustable height legs have 8" range in 1" increments and have self-leveling glides • Nickel-plated telescoping leg section locks with set screws • 14" diameter steel seat with tempered hardboard Masonite inset • Steel backrest with 2" vertical and 2" horizontal adjustment	Fixed Height, 18"H	618B	□□□			□□□	15.0#	$ 164	
		Adjustable Height, 19"-27"H	618BA	□□□				17.0#	198	
		Fixed Height, 24"H	624B	□□□			□□□	16.0#	172	
		Adjustable Height, 25"-33"H	624BA	□□□				18.0#	209	
		Fixed Height, 30"H	630B	□□□			□□□	17.0#	190	
		Adjustable Height, 31"-39"H	630BA	□□□				19.0#	235	
 600U	**Upholstered Seat/Backrest** • Seam-welded tubular steel frame with steel seat pan • Fixed legs have polyethylene feet • Optional adjustable height legs have 8" range in 1" increments and have self-leveling glides • Nickel-plated telescoping leg section locks with set screws • 14" diameter steel seat with vinyl upholstered seat and back pads • Backrest with 2" vertical and 2" horizontal adjustment	Fixed Height, 18"H	618BU	□□□	□□□	□□□□□	□□□	14.0#	N/A	$ 202
		Adjustable Height, 19"-27"H	618BUA	□□□	□□□	□□□□□		16.0#	N/A	248
		Fixed Height, 24"H	624BU	□□□	□□□	□□□□□	□□□	16.0#	N/A	220
		Adjustable Height, 25"-33"H	624BUA	□□□	□□□	□□□□□		18.0#	N/A	256
		Fixed Height, 30"H	630BU	□□□	□□□	□□□□□	□□□	16.0#	N/A	253
		Adjustable Height, 31"-39"H	630BUA	□□□	□□□	□□□□□		18.0#	N/A	299
				Ⓐ	Ⓑ	Ⓒ	Ⓓ	Ⓔ		

HOW TO ORDER

Indicate the following information on order form:
1. Quantity of each item.
2. Model number, including options. See "How To Build a Model Number".
3. Any special service required.

Note: • The □ indicates that a choice is required.
- The absence of the □ indicates that no choice is required.
- Alpha-numeric characters in place of □ indicate that no other alternatives are available.

HOW TO BUILD A MODEL NUMBER

Ⓐ Select basic model.

Ⓑ Select frame color.
Refer to the **Product Color Options** page in this price list.

Ⓒ Select fire code.

NFR	- Compliance to TB 117-2013
FR	- Compliance to TB 133

See Options for TB133 upcharge.

Ⓓ Select upholstery grade/color.
Refer to **ki.com/fabrics**

Ⓔ Select feet/bumper color.
Refer to the **Product Color Options** page in this price list.

OPTIONS

California TB133 Fire Safety Code
For California Technical Bulletin 133 compliant models, add the following upcharge:
Model = Upholstered
Added Lead Time-1 Week
Added List Price=$12

Nonstandard Steel Stool Seat Height
Minimum order of 10 stools. Minimum height is 15". Specify: Standard model with next greater height than required. Add Cutting Upcharge=$20 each

Steel Stool Adjustable Leg Components
600 Series Adjustable Legs: Installation by purchaser; includes four telescoping legs with self-leveling glides, set screws. The adjustable leg inserts ship with glides already attached.
Specify #13.0700.x $35/Set of 4 legs

SPECIAL SERVICES

Special Carton Marking

With specially marked information	N/C

Shipping
Ships **assembled, FOB Bonduel, WI 54107, freight prepaid.** Freight class 125. Adjustable legs and back require assembly.

Specifications and prices are subject to change without prior notice.

600 Series
Industrial Stools (Freight Excluded Pricing)

600 Series
Industrial Stools (Freight Excluded Pricing)

	MODEL	Features	MODEL NUMBER Basic Model	Frame Color	Fire Code	Upholstery Color	Feet/ Bumper Color	Approx. Packaged Weight	Freight Excluded Pricing Unupholstered	Freight Excluded Pricing Vinyl Group 1 & C.O.V.
 600	**Wood Seat** • Seam-welded tubular steel frame with steel seat pan • Fixed legs have polyethylene feet • Optional adjustable height legs have 8" range in 1" increments and have self-leveling glides • Nickel-plated telescoping leg section locks with set screws • 14" diameter, 1-1/4" rubberwood seat with clear lacquer finish	Fixed Height, 18"H	618W	□□□			□□□	16.0#	$ 112	
		Adjustable Height, 19"-27"H	618WA	□□□				18.0#	145	
		Fixed Height, 24"H	624W	□□□			□□□	17.0#	119	
		Adjustable Height, 25"-33"H	624WA	□□□				19.0#	150	
		Fixed Height, 30"H	630W	□□□			□□□	18.0#	120	
		Adjustable Height, 31"-39"H	630WA	□□□				20.0#	154	
 600	**Steel Rimmed Seat/Backrest** • Seam-welded tubular steel frame with steel seat pan • Fixed legs have polyethylene feet • Optional adjustable height legs have 8" range in 1" increments and have self-leveling glides • Nickel-plated telescoping leg section locks with set screws • 14" diameter steel seat with tempered hardboard Masonite inset • Steel backrest with 2" vertical and 2" horizontal adjustment	Fixed Height, 18"H	618B	□□□			□□□	15.0#	$ 105	
		Adjustable Height, 19"-27"H	618BA	□□□				17.0#	123	
		Fixed Height, 24"H	624B	□□□			□□□	16.0#	112	
		Adjustable Height, 25"-33"H	624BA	□□□				18.0#	134	
		Fixed Height, 30"H	630B	□□□			□□□	17.0#	134	
		Adjustable Height, 31"-39"H	630BA	□□□				19.0#	159	
 600U	**Upholstered Seat/Backrest** • Seam-welded tubular steel frame with steel seat pan • Fixed legs have polyethylene feet • Optional adjustable height legs have 8" range in 1" increments and have self-leveling glides • Nickel-plated telescoping leg section locks with set screws • 14" diameter steel seat with vinyl upholstered seat and back pads • Backrest with 2" vertical and 2" horizontal adjustment	Fixed Height, 18"H	618BU	□□□	□□□	□□□□□	□□□	14.0#	N/A	$ 135
		Adjustable Height, 19"-27"H	618BUA	□□□	□□□	□□□□□		16.0#	N/A	161
		Fixed Height, 24"H	624BU	□□□	□□□	□□□□□	□□□	16.0#	N/A	146
		Adjustable Height, 25"-33"H	624BUA	□□□	□□□	□□□□□		18.0#	N/A	167
		Fixed Height, 30"H	630BU	□□□	□□□	□□□□□	□□□	16.0#	N/A	174
		Adjustable Height, 31"-39"H	630BUA	□□□	□□□	□□□□□		18.0#	N/A	205
			Ⓐ	Ⓑ	Ⓒ	Ⓓ	Ⓔ			

HOW TO ORDER

Indicate the following information on order form:
1. Quantity of each item.
2. Model number, including options. See "How To Build a Model Number".
3. Any special service required.

Note: • The □ indicates that a choice is required.
- The absence of the □ indicates that no choice is required.
- Alpha-numeric characters in place of □ indicate that no other alternatives are available.

HOW TO BUILD A MODEL NUMBER

Ⓐ Select basic model.

Ⓑ Select frame color.
Refer to the **Product Color Options** page in this price list.

Ⓒ Select fire code.

NFR	- Compliance to TB 117-2013
FR	- Compliance to TB 133

See Options for TB133 upcharge.

Ⓓ Select upholstery grade/color.
Refer to **ki.com/fabrics**

Ⓔ Select feet/bumper color.
Refer to the **Product Color Options** page in this price list.

OPTIONS

California TB133 Fire Safety Code
For California Technical Bulletin 133 compliant models, add the following upcharge:
Model = Upholstered
Added Lead Time-1 Week
Added List Price=$10

Nonstandard Steel Stool Seat Height
Minimum order of 10 stools. Minimum height is 15". Specify: Standard model with next greater height than required. Add Cutting Upcharge=$17 each

Steel Stool Adjustable Leg Components
600 Series Adjustable Legs: Installation by purchaser; includes four telescoping legs with self-leveling glides, set screws. The adjustable leg inserts ship with glides already attached.
Specify #13.0700.x $29/Set of 4 legs

SPECIAL SERVICES

Special Carton Marking

With specially marked information	N/C

Shipping
Ships **assembled, FOB Bonduel, WI 54107, freight excluded.** Freight class 125. Adjustable legs and back require assembly.

Specifications and prices are subject to change without prior notice.

600 Series
Industrial Stools (Delivered Pricing)

600 Series
Industrial Stools (Delivered Pricing)

	MODEL	Features	MODEL NUMBER Basic Model	Frame Color	Seat Color	Feet/ Bumper Color	Approx. Packaged Weight	Delivered Pricing Unupholstered
 600	**Wood Seat/Backrest Stool** • Seam-welded tubular steel frame with steel seat pan • Enamel frame • Fixed legs have polyethylene feet • Optional adjustable height legs have 8" range in 1" increments and have self-leveling glides • Nickel-plated telescoping leg section locks with set screws • 14" diameter, 1-1/4" rubberwood seat with clear lacquer finish • Steel backrest with 2" vertical and 2" horizontal adjustment	Fixed Height, 18"H	618BW	□□□		□□□	16.0#	$ 256
		Adjustable Height, 19"-27"H	618BWA	□□□			18.0#	301
		Fixed Height, 24"H	624BW	□□□		□□□	17.0#	270
		Adjustable Height, 25"-33"H	624BWA	□□□			19.0#	293
		Fixed Height, 30"H	630BW	□□□		□□□	18.0#	241
		Adjustable Height, 31"-39"H	630BWA	□□□			20.0#	290
 600	**Polypropylene Seat** • Seam-welded tubular steel frame with steel seat pan • Enamel frame • Fixed legs have polyethylene feet • Optional adjustable height legs have 8" range in 1" increments and have self-leveling glides • Nickel-plated telescoping leg section locks with set screws • 13" diameter polypropylene seat attaches to steel mounting plate which is welded to legs	Fixed Height, 18"H	618P	□□□	□□□	□□□	16.0#	$ 128
		Adjustable Height, 19"-27"H	618PA	□□□	□□□		18.0#	176
		Fixed Height, 24"H	624P	□□□	□□□	□□□	17.0#	136
		Adjustable Height, 25"-33"H	624PA	□□□	□□□		19.0#	180
		Fixed Height, 30"H	630P	□□□	□□□	□□□	18.0#	142
		Adjustable Height, 31"-39"H	630PA	□□□	□□□		20.0#	192
			Ⓐ	Ⓑ	Ⓒ	Ⓓ		

HOW TO ORDER

Indicate the following information on order form:
1. Quantity of each item.
2. Model number, including options. See "How To Build a Model Number".
3. Any special service required.

Note: • The □ indicates that a choice is required.
- The absence of the □ indicates that no choice is required.
- Alpha-numeric characters in place of □ indicate that no other alternatives are available.

HOW TO BUILD A MODEL NUMBER

Ⓐ Select basic model.

Ⓑ Select frame color.
Refer to the **Product Color Options** page in this price list.

Ⓒ Select seat color.
Refer to the **Product Color Options** page in this price list.

Ⓓ Select feet/bumper color.
Refer to the **Product Color Options** page in this price list.

OPTIONS

Nonstandard Steel Stool Seat Height
Minimum order of 10 stools. Minimum height is 15". Specify: Standard model with next greater height than required. Add Cutting Upcharge=$20 each

Steel Stool Adjustable Leg Components
600 Series Adjustable Legs: Installation by purchaser; includes four telescoping legs with self-leveling glides, set screws. The adjustable leg inserts ship with glides already attached.
Specify #13.0700.x $35/Set of 4 legs

SPECIAL SERVICES

Special Carton Marking

With specially marked information	N/C

Shipping
Ships **assembled, FOB Bonduel, WI 54107, freight prepaid.** Freight class 125. Adjustable legs and back require assembly.

Specifications and prices are subject to change without prior notice.

600 Series
Industrial Stools (Freight Excluded Pricing)

600 Series
Industrial Stools (Freight Excluded Pricing)

	MODEL	Features	MODEL NUMBER Basic Model	Frame Color	Seat Color	Feet/ Bumper Color	Approx. Packaged Weight	Freight Excluded Pricing
 600	**Wood Seat/Backrest Stool** • Seam-welded tubular steel frame with steel seat pan • Enamel frame • Fixed legs have polyethylene feet • Optional adjustable height legs have 8" range in 1" increments and have self-leveling glides • Nickel-plated telescoping leg section locks with set screws • 14" diameter, 1-1/4" rubberwood seat with clear lacquer finish • Steel backrest with 2" vertical and 2" horizontal adjustment	Fixed Height, 18"H	618BW	□□□		□□□	16.0#	$ 165
		Adjustable Height, 19"-27"H	618BWA	□□□			18.0#	186
		Fixed Height, 24"H	624BW	□□□		□□□	17.0#	179
		Adjustable Height, 25"-33"H	624BWA	□□□			19.0#	189
		Fixed Height, 30"H	630BW	□□□		□□□	18.0#	158
		Adjustable Height, 31"-39"H	630BWA	□□□			20.0#	192
 600	**Polypropylene Seat** • Seam-welded tubular steel frame with steel seat pan • Enamel frame • Fixed legs have polyethylene feet • Optional adjustable height legs have 8" range in 1" increments and have self-leveling glides • Nickel-plated telescoping leg section locks with set screws • 13" diameter polypropylene seat attaches to steel mounting plate which is welded to legs	Fixed Height, 18"H	618P	□□□	□□□	□□□	16.0#	$ 83
		Adjustable Height, 19"-27"H	618PA	□□□	□□□		18.0#	120
		Fixed Height, 24"H	624P	□□□	□□□	□□□	17.0#	88
		Adjustable Height, 25"-33"H	624PA	□□□	□□□		19.0#	123
		Fixed Height, 30"H	630P	□□□	□□□	□□□	18.0#	92
		Adjustable Height, 31"-39"H	630PA	□□□	□□□		20.0#	134
			Ⓐ	Ⓑ	Ⓒ	Ⓓ		

HOW TO ORDER

Indicate the following information on order form:
1. Quantity of each item.
2. Model number, including options. See "How To Build a Model Number".
3. Any special service required.

Note: • The □ indicates that a choice is required.
- The absence of the □ indicates that no choice is required.
- Alpha-numeric characters in place of □ indicate that no other alternatives are available.

HOW TO BUILD A MODEL NUMBER

Ⓐ Select basic model.

Ⓑ Select frame color.
Refer to the **Product Color Options** page in this price list.

Ⓒ Select seat color.
Refer to the **Product Color Options** page in this price list.

Ⓓ Select feet/bumper color.
Refer to the **Product Color Options** page in this price list.

OPTIONS

Nonstandard Steel Stool Seat Height
Minimum order of 10 stools. Minimum height is 15". Specify: Standard model with next greater height than required. Add Cutting Upcharge=$17 each

Steel Stool Adjustable Leg Components
600 Series Adjustable Legs: Installation by purchaser; includes four telescoping legs with self-leveling glides, set screws. The adjustable leg inserts ship with glides already attached.
Specify #13.0700.x $29/Set of 4 legs

SPECIAL SERVICES

Special Carton Marking

With specially marked information	N/C

Shipping
Ships **assembled, FOB Bonduel, WI 54107, freight excluded.** Freight class 125. Adjustable legs and back require assembly.

Specifications and prices are subject to change without prior notice.

800 Series
Industrial Stools (Delivered Pricing)

800 Series
Industrial Stools (Delivered Pricing)

	MODEL	Features	MODEL NUMBER: Basic Model	Frame Color	Fire Code	Upholstery Color	Feet/ Bumper Color	Approx. Packaged Weight	Delivered Pricing Vinyl Group 1 & C.O.V.
 800U	**Upholstered Seat Stool** • Seam-welded tubular steel frame with steel seat pan • Enamel frame • Adjustable height legs have 8" range in 1" increments and have self-leveling glides • Nickel-plated telescoping leg section locks with set screws • 14" diameter seat • Foam cushioned seat upholstered in vinyl upholstery	Fixed, 18"H	818	□□□	□□□	□□□□□	□□□	9.0#	$ 200
		Adjustable, 19"-27"H	818A	□□□	□□□	□□□□□		11.0#	242
		Fixed, 24"H	824	□□□	□□□	□□□□□	□□□	10.0#	210
		Adjustable, 25"-33"H	824A	□□□	□□□	□□□□□		12.0#	257
		Fixed, 30"H	830	□□□	□□□	□□□□□	□□□	12.0#	220
		Adjustable, 31"-39"H	830A	□□□	□□□	□□□□□		14.0#	253
 800U	**Upholstered Seat/Backrest** • Seam-welded tubular steel frame with steel seat pan • Enamel frame • Fixed legs have polyethylene feet • Adjustable height legs have 8" range in 1" increments and have self-leveling glides • Nickel-plated telescoping leg section locks with set screws • 14" diameter seat • Foam cushioned seat and backrest upholstered in vinyl upholstery • Backrest has 2" vertical and 2" horizontal adjustment	Fixed, 18"H	818B	□□□	□□□	□□□□□	□□□	15.0#	$ 264
		Adjustable, 19"-27"H	818BA	□□□	□□□	□□□□□		17.0#	313
		Fixed, 24"H	824B	□□□	□□□	□□□□□	□□□	16.0#	282
		Adjustable, 25"-33"H	824BA	□□□	□□□	□□□□□		18.0#	320
		Fixed, 30"H	830B	□□□	□□□	□□□□□	□□□	18.0#	282
		Adjustable, 31"-39"H	830BA	□□□	□□□	□□□□□		20.0#	328
			Ⓐ	Ⓑ	Ⓒ	Ⓓ	Ⓔ		

HOW TO ORDER

Indicate the following information on order form:
1. Quantity of each item.
2. Model number, including options. See "How To Build a Model Number".
3. Any special service required.

Note: • The □ indicates that a choice is required.
- The absence of the □ indicates that no choice is required.
- Alpha-numeric characters in place of □ indicate that no other alternatives are available.

HOW TO BUILD A MODEL NUMBER

Ⓐ Select basic model.

Ⓑ Select frame color.
Refer to the **Product Color Options** page in this price list.

Ⓒ Select fire code.

NFR	- Compliance to TB 117-2013
FR	- Compliance to TB 133

See Options for TB133 upcharge.

Ⓓ Select upholstery grade/color.
Refer to **ki.com/fabrics**

Ⓔ Select feet/bumper color.
Refer to the **Product Color Options** page in this price list.

OPTIONS

California TB133 Fire Safety Code
For California Technical Bulletin 133 compliant models, add the following upcharge:
Model = Upholstered
Added Lead Time-1 Week
Added List Price=$17

Nonstandard Steel Stool Seat Height
Minimum order of 10 stools. Minimum height is 15". Specify: Standard model with next greater height than required. Add Cutting Upcharge=$20 each

Steel Stool Adjustable Leg Components
800 Series Adjustable Legs: May be added to any stool except 828SB. Installation by purchaser; includes four telescoping legs with self-leveling glides, set screws. The adjustable leg inserts ship with glides already attached.
Specify #13.0700.x $35/Set of 4 legs

SPECIAL SERVICES

Special Carton Marking

With specially marked information	N/C

Shipping
Ships **knocked down, FOB Bonduel, WI 54107, freight prepaid.** Freight class 125.

Specifications and prices are subject to change without prior notice.

800 Series
Industrial Stools (Freight Excluded Pricing)

800 Series
Industrial Stools (Freight Excluded Pricing)

	MODEL	Features	MODEL NUMBER: Basic Model	Frame Color	Fire Code	Upholstery Color	Feet/ Bumper Color	Approx. Packaged Weight	Freight Excluded Pricing Vinyl Group 1 & C.O.V.
 800U	**Upholstered Seat Stool** • Seam-welded tubular steel frame with steel seat pan • Enamel frame • Adjustable height legs have 8" range in 1" increments and have self-leveling glides • Nickel-plated telescoping leg section locks with set screws • 14" diameter seat • Foam cushioned seat upholstered in vinyl upholstery	Fixed, 18"H	818	□□□	□□□	□□□□□	□□□	9.0#	$ 138
		Adjustable, 19"-27"H	818A	□□□	□□□	□□□□□		11.0#	165
		Fixed, 24"H	824	□□□	□□□	□□□□□	□□□	10.0#	146
		Adjustable, 25"-33"H	824A	□□□	□□□	□□□□□		12.0#	183
		Fixed, 30"H	830	□□□	□□□	□□□□□	□□□	12.0#	150
		Adjustable, 31"-39"H	830A	□□□	□□□	□□□□□		14.0#	174
 800U	**Upholstered Seat/Backrest** • Seam-welded tubular steel frame with steel seat pan • Enamel frame • Fixed legs have polyethylene feet • Adjustable height legs have 8" range in 1" increments and have self-leveling glides • Nickel-plated telescoping leg section locks with set screws • 14" diameter seat • Foam cushioned seat and backrest upholstered in vinyl upholstery • Backrest has 2" vertical and 2" horizontal adjustment	Fixed, 18"H	818B	□□□	□□□	□□□□□	□□□	15.0#	$ 192
		Adjustable, 19"-27"H	818BA	□□□	□□□	□□□□□		17.0#	209
		Fixed, 24"H	824B	□□□	□□□	□□□□□	□□□	16.0#	192
		Adjustable, 25"-33"H	824BA	□□□	□□□	□□□□□		18.0#	219
		Fixed, 30"H	830B	□□□	□□□	□□□□□	□□□	18.0#	196
		Adjustable, 31"-39"H	830BA	□□□	□□□	□□□□□		20.0#	219
			Ⓐ	Ⓑ	Ⓒ	Ⓓ	Ⓔ		

HOW TO ORDER

Indicate the following information on order form:
1. Quantity of each item.
2. Model number, including options. See "How To Build a Model Number".
3. Any special service required.

Note: • The □ indicates that a choice is required.
- The absence of the □ indicates that no choice is required.
- Alpha-numeric characters in place of □ indicate that no other alternatives are available.

HOW TO BUILD A MODEL NUMBER

Ⓐ Select basic model.

Ⓑ Select frame color.
Refer to the **Product Color Options** page in this price list.

Ⓒ Select fire code.

NFR	- Compliance to TB 117-2013
FR	- Compliance to TB 133

See Options for TB133 upcharge.

Ⓓ Select upholstery grade/color.
Refer to **ki.com/fabrics**

Ⓔ Select feet/bumper color.
Refer to the **Product Color Options** page in this price list.

OPTIONS

California TB133 Fire Safety Code
For California Technical Bulletin 133 compliant models, add the following upcharge:
Model = Upholstered
Added Lead Time-1 Week
Added List Price=$17

Nonstandard Steel Stool Seat Height
Minimum order of 10 stools. Minimum height is 15". Specify: Standard model with next greater height than required. Add Cutting Upcharge=$20 each

Steel Stool Adjustable Leg Components
800 Series Adjustable Legs: May be added to any stool except 828SB. Installation by purchaser; includes four telescoping legs with self-leveling glides, set screws. The adjustable leg inserts ship with glides already attached.
Specify #13.0700.x $35/Set of 4 legs

SPECIAL SERVICES

Special Carton Marking

With specially marked information	N/C

Shipping
Ships **knocked down, FOB Bonduel, WI 54107,freight excluded** Freight class 125.

Specifications and prices are subject to change without prior notice.

Folding Chair Storage and Accessories
General Information

Folding Chair Storage and Accessories
General Information



Vertical Storage Caddy

	KV25	KV35	KV50
Features (Capacity)			
VL100 (Value Lite)	21 Chairs	30 Chairs	42 Chairs
400	25 Chairs	35 Chairs	50 Chairs
600	25 Chairs	35 Chairs	50 Chairs
General Dimensions			
Length	56-1/2"	80-1/2"	106-1/2"
Width	20-7/8"	20-7/8"	20-7/8"
Height from floor	30"	30"	30"
Casters on center	15-1/2"	15-1/2"	15-1/2"





	Horizontal Storage Caddy KH50	KH51	Double-Tier Storage Caddy KDT84
Features (Capacity)			
400	50 Chairs	50 Chairs	84 Chairs
600	50 Chairs	50 Chairs	84 Chairs
General Dimensions			
Length	106-1/2"	106-1/2"	62-1/4"
Width	35-3/8"	33-3/8"	34-1/4"
Height from floor	22"	22"	67-5/8"
Casters on center	15-1/2"	15-1/2"	30"

SPECIFICATIONS

The capacity listed in the above chart is for non-tablet arm chairs. Tablet arm chairs require double the space. Replacement feet and bumpers are available.

KV Series Vertical Storage Caddy

One-piece bed of 16-gauge steel with sides channeled to 1-1/2" high. To each end, a 4-1/2" x 1-1/2" angle steel member is electrically welded. To each outside corner of the bed is welded a 14-gauge, 1-1/4" o.d. end post socket to support removable 1-1/8" o.d., 18-gauge end posts. Loading stops are stamped into the bed. 4" high x 1-1/4" wide roller-bearing wheels.

Optional adjustable end post sockets are constructed of welded steel. Sockets and removable end post are positioned against partial loads to eliminate load from shifting.

KH Series Horizontal Storage Caddy

One-piece bed of 16-gauge steel with sides channeled to 1-1/2" high. Side rails are fitted into sockets welded to end posts. Distance between side rails is equal to folded height of chairs from top to bottom crossbrace for snug storage. 4" high x 1-1/4" wide roller-bearing wheels.

KDT84 Caddy

Legs, uprights and crossbrace are fabricated of 11-gauge, 1" x 2" tubular steel. Legs are welded to uprights; crossbraces are bolted. Open tubing ends are covered with plastic end caps. Chair suspension tines of 14-gauge, 1" o.d. round tubing. 5" high x 1-3/8" wide roller bearing wheels.

INFORMATION

Warranty

Refer to KI Terms & Conditions document or visit ki.com

Folding Chair Storage and Accessories
Product Color Options

Storage
Frame Color

Beige	BE

Folding Chair Storage and Accessories

Folding Chairs (Delivered Pricing)

Folding Chair Storage and Accessories
Folding Chairs (Delivered Pricing)

	MODEL	Features	MODEL NUMBER Basic Model	Frame Color	Base	Approx. Packaged Weight	Delivered Pricing
 CCAD	**Vertical Storage Caddy** • One-piece solid bed design • All steel construction • 4" wheels: 2 fixed, 3 swivel • 50 chair caddies have swivel wheel in bed center • Beige finish standard (other colors available at an upcharge) • 30" high from floor-empty; 44" high-loaded • Tablet arm chairs require double the space of non-tablet arm chairs CONSULT GENERAL INFORMATION PAGE FOR APPROPRIATE CADDY FOR SELECTED CHAIRS.		KV25	BE	☐☐	44.0#	$ 659
		Adjustable Middle Post	KV25A	BE	☐☐	54.0#	727
			KV35	BE	☐☐	52.0#	734
		Adjustable Middle Post	KV35A	BE	☐☐	62.0#	804
			KV50	BE	☐☐	63.0#	863
		Adjustable Middle Post	KV50A	BE	☐☐	73.0#	932
CCAD	**Horizontal Storage Caddy** • One-piece solid bed design • All steel construction • 4" wheels: 2 fixed, 3 swivel • Swivel wheel in bed center • Models for #100, #300 and #700 chairs • Beige finish standard (others available at an upcharge) • 22" high from floor-empty; 24-1/2" high-loaded; 40-1/8" wide loaded • Tablet arm chairs require double the space of non-tablet arm chairs CONSULT GENERAL INFORMATION PAGE FOR APPROPRIATE CADDY FOR SELECTED CHAIRS.		KH50	BE	☐☐	68.0#	$ 1017
		Adjustable End Post	KH50A	BE	☐☐	78.0#	1085
			KH51	BE	☐☐	76.0#	1017
		Adjustable End Post	KH51A	BE	☐☐	86.0#	1085

Ⓐ Ⓑ Ⓒ

HOW TO ORDER

Indicate the following information on order form:
1. Quantity of each item.
2. Model number, including options. See "How To Build a Model Number".
3. Any special service required.

Note: • The ☐ indicates that a choice is required.
- The absence of the ☐ indicates that no choice is required.
- Alpha-numeric characters in place of ☐ indicate that no other alternatives are available.

HOW TO BUILD A MODEL NUMBER

Ⓐ Select basic model.

Ⓑ Select frame color.
Refer to the **Product Color Options** page in this price list.

Ⓒ Select base option.

C	- Standard swivel/fixed wheels
SC	- All swivel wheels; add $32

OPTIONS

Adjustable End post and Sockets
Adapts to KV, KH50 and KH51 series chair caddies. Allows end posts to be repositioned to prevent partial loads from shifting. Speciality #86.5002 for a KV caddy, and #86.5003 for a KH caddy for field-installable parts. Add #10 weight.
Upcharge is $60

Folding Chair Caddy Brake Kits
KV and KH folding chair caddies only. Kit adapts to swivel wheels only; for two wheels. Specify #09.0050
Upcharge is $12

SPECIAL SERVICES

Special Carton Marking

With specially marked information	N/C

Shipping
Ships **knocked down, FOB Bonduel, WI 54107, freight prepaid.** Freight class 85.

Specifications and prices are subject to change without prior notice.

Folding Chair Storage and Accessories

Folding Chairs (Freight Excluded Pricing)

Folding Chair Storage and Accessories
Folding Chairs (Freight Excluded Pricing)

	MODEL	Features	MODEL NUMBER Basic Model	Frame Color	Base	Approx. Packaged Weight	Freight Excluded Pricing
 CCAD	**Vertical Storage Caddy** • One-piece solid bed design • All steel construction • 4" wheels: 2 fixed, 3 swivel • 50 chair caddies have swivel wheel in bed center • Beige finish standard (other colors available at an upcharge) • 30" high from floor-empty; 44" high-loaded • Tablet arm chairs require double the space of non-tablet arm chairs CONSULT GENERAL INFORMATION PAGE FOR APPROPRIATE CADDY FOR SELECTED CHAIRS.		KV25	BE	☐☐	44.0#	$ 426
		Adjustable Middle Post	KV25A	BE	☐☐	54.0#	483
			KV35	BE	☐☐	52.0#	476
		Adjustable Middle Post	KV35A	BE	☐☐	62.0#	532
			KV50	BE	☐☐	63.0#	555
		Adjustable Middle Post	KV50A	BE	☐☐	73.0#	611
CCAD	**Horizontal Storage Caddy** • One-piece solid bed design • All steel construction • 4" wheels: 2 fixed, 3 swivel • Swivel wheel in bed center • Models for #100, #300 and #700 chairs • Beige finish standard (others available at an upcharge) • 22" high from floor-empty; 24-1/2" high-loaded; 40-1/8" wide loaded • Tablet arm chairs require double the space of non-tablet arm chairs CONSULT GENERAL INFORMATION PAGE FOR APPROPRIATE CADDY FOR SELECTED CHAIRS.		KH50	BE	☐☐	68.0#	$ 654
		Adjustable End Post	KH50A	BE	☐☐	78.0#	711
			KH51	BE	☐☐	76.0#	654
		Adjustable End Post	KH51A	BE	☐☐	86.0#	711

Ⓐ Ⓑ Ⓒ

HOW TO ORDER

Indicate the following information on order form:
1. Quantity of each item.
2. Model number, including options. See "How To Build a Model Number".
3. Any special service required.

Note: • The ☐ indicates that a choice is required.
- The absence of the ☐ indicates that no choice is required.
- Alpha-numeric characters in place of ☐ indicate that no other alternatives are available.

HOW TO BUILD A MODEL NUMBER

Ⓐ Select basic model.

Ⓑ Select frame color.
Refer to the **Product Color Options** page in this price list.

Ⓒ Select base option.

C	- Standard swivel/fixed wheels
SC	- All swivel wheels; add $26

OPTIONS

Adjustable End post and Sockets
Adapts to KV, KH50 and KH51 series chair caddies. Allows end posts to be repositioned to prevent partial loads from shifting. Speciality #86.5002 for a KV caddy, and #86.5003 for a KH caddy; for field-installable parts. Add #10 weight.
Upcharge is $56

Folding Chair Caddy Brake Kits
KV and KH folding chair caddies only. Kit adapts to swivel wheels only; for two wheels. Specify #09.0050
Upcharge is $13

SPECIAL SERVICES

Special Carton Marking

With specially marked information	N/C

Shipping
Ships **knocked down, FOB Bonduel, WI 54107, freight excluded.** Freight class 85.

Specifications and prices are subject to change without prior notice.

Folding Chair Storage and Accessories

Folding Chairs (Delivered Pricing)

Folding Chair Storage and Accessories
Folding Chairs (Delivered Pricing)

	MODEL	Features	MODEL NUMBER: Basic Model	Frame Color	Base	Approx. Packaged Weight	Delivered Pricing
	**Double-Tier Storage Caddy** • Rectangular and square tubular steel construction • Chairs suspended from tines • 5" wheels: 2 fixed, 2 swivel • Beige finish standard (other colors available at an upcharge) • 67-7/8" high from floor, empty		KDT84	BE	□□	100.0#	$ 2368
CCAD	CONSULT GENERAL INFORMATION PAGE FOR APPROPRIATE CADDY FOR SELECTED CHAIRS.						
			Ⓐ	Ⓑ	Ⓒ		

HOW TO ORDER

Indicate the following information on order form:
1. Quantity of each item.
2. Model number, including options. See "How To Build a Model Number".
3. Any special service required.

Note: • The □ indicates that a choice is required.
- The absence of the □ indicates that no choice is required.
- Alpha-numeric characters in place of □ indicate that no other alternatives are available.

HOW TO BUILD A MODEL NUMBER

Ⓐ Select basic model.

Ⓑ Select frame color.
Refer to the **Product Color Options** page in this price list.

Ⓒ Select base option.

C	- Standard swivel/fixed wheels
SC	- All swivel wheels; add $32

SPECIAL SERVICES

Special Carton Marking

With specially marked information N/C

Shipping

Ships **knocked down, FOB Bonduel, WI 54107, freight prepaid.** Freight class 70.

Specifications and prices are subject to change without prior notice.

Folding Chair Storage and Accessories

Folding Chairs (Freight Excluded Pricing)

Folding Chair Storage and Accessories

Folding Chairs (Freight Excluded Pricing)

	MODEL	Features	MODEL NUMBER Basic Model	Frame Color	Base	Approx. Packaged Weight	Freight Excluded Pricing
	**Double-Tier Storage Caddy** • Rectangular and square tubular steel construction • Chairs suspended from tines • 5" wheels: 2 fixed, 2 swivel • Beige finish standard (other colors available at an upcharge) • 67-7/8" high from floor, empty		KDT84	BE	□□	100.0#	$ 1528
CCAD	CONSULT GENERAL INFORMATION PAGE FOR APPROPRIATE CADDY FOR SELECTED CHAIRS.						
			Ⓐ	Ⓑ	Ⓒ		

HOW TO ORDER

Indicate the following information on order form:
1. Quantity of each item.
2. Model number, including options. See "How To Build a Model Number".
3. Any special service required.

Note: • The □ indicates that a choice is required.
- The absence of the □ indicates that no choice is required.
- Alpha-numeric characters in place of □ indicate that no other alternatives are available.

HOW TO BUILD A MODEL NUMBER

Ⓐ Select basic model.

Ⓑ Select frame color.
Refer to the **Product Color Options** page in this price list.

Ⓒ Select base option.

C	- Standard swivel/fixed wheels
SC	- All swivel wheels; add $26

SPECIAL SERVICES

Special Carton Marking

With specially marked information N/C

Shipping

Ships **knocked down, FOB Bonduel, WI 54107, freight excluded.** Freight class 70.

Specifications and prices are subject to change without prior notice.

Folding Chair and Stool Accessories

Folding Chairs and Stools (Delivered Pricing)

Folding Chair and Stool Accessories
Folding Chairs and Stools (Delivered Pricing)

	MODEL	Features	MODEL NUMBER Basic Model	Approx. Packaged Weight	Delivered Pricing
 HRDPT	**Chair and Stool Replacement Feet** • High-impact polypropylene	400, 600 Chairs; 600, 800 Stools	53.6152.BE.I.WY	0.0#	$ 1
		400, 600 Chairs; 600, 800 Stools	53.6152.BL.I.WY	0.0#	1
		400, 600 Chairs; 600, 800 Stools	53.6152.GR.I.WY	0.0#	1
 HRDPT	**Chair Replacement Bumpers (Cap)** • Plastic bumper fits into top end of rear leg above hinge	400, 600 Chairs	53.6154.BE.I.WY	0.0#	$ 1
		400, 600 Chairs	53.6154.BL.I.WY	0.0#	1
		400, 600 Chairs	53.6154.GR.I.WY	0.0#	1

Ⓐ

HOW TO ORDER

Indicate the following information on order form:
1. Quantity of each item.
2. Model number, including options. See “How To Build a Model Number”.
3. Any special service required.

Note: • The ☐ indicates that a choice is required.
- The absence of the ☐ indicates that no choice is required.
- Alpha-numeric characters in place of ☐ indicate that no other alternatives are available.

HOW TO BUILD A MODEL NUMBER

Ⓐ Select basic model.

SPECIAL SERVICES

Special Carton Marking

With specially marked information N/C

Shipping

Ships **assembled, FOB Bonduel, WI 54107, freight prepaid.** Freight class 70.

Specifications and prices are subject to change without prior notice.

Folding Chair and Stool Accessories

Folding Chairs and Stools (Freight Excluded Pricing)

Folding Chair and Stool Accessories
Folding Chairs and Stools (Freight Excluded Pricing)

	MODEL	Features	MODEL NUMBER Basic Model	Approx. Packaged Weight	Freight Excluded Pricing
	**Chair and Stool Replacement Feet** • High-impact polypropylene	400, 600 Chairs; 600, 800 Stools	53.6152.BE.I.WY	0.0#	$ 1
		400, 600 Chairs; 600, 800 Stools	53.6152.BL.I.WY	0.0#	1
		400, 600 Chairs; 600, 800 Stools	53.6152.GR.I.WY	0.0#	1
HRDPT					
	**Chair Replacement Bumpers (Cap)** • Plastic bumper fits into top end of rear leg above hinge	400, 600 Chairs	53.6154.BE.I.WY	0.0#	$ 1
		400, 600 Chairs	53.6154.BL.I.WY	0.0#	1
		400, 600 Chairs	53.6154.GR.I.WY	0.0#	1
HRDPT					

Ⓐ

HOW TO ORDER

Indicate the following information on order form:
1. Quantity of each item.
2. Model number, including options. See “How To Build a Model Number”.
3. Any special service required.

Note: • The ☐ indicates that a choice is required.
- The absence of the ☐ indicates that no choice is required.
- Alpha-numeric characters in place of ☐ indicate that no other alternatives are available.

HOW TO BUILD A MODEL NUMBER

Ⓐ Select basic model.

SPECIAL SERVICES

Special Carton Marking

With specially marked information N/C

Shipping

Ships **assembled, FOB Bonduel, WI 54107, freight excluded.** Freight class 70.

Specifications and prices are subject to change without prior notice.

1330 Bellevue Street
P.O. Box 8100
Green Bay, WI 54308-8100
800.424.2432
ki.com

KI and Furnishing Knowledge are registered
trademarks of Krueger International, Inc.

© 2020 Krueger International, Inc.
All Rights Reserved.
Code KI-PLW-000239/KI/PDF

Furnishing Knowledge®

FOLDING TABLES

PRICE LIST

January 3, 2011

Updated October 3, 2022

800.424.2432

Contents

Refer to KI Terms & Conditions document or visit ki.com.

Heritage™ Folding Tables
General Information 3
Product Color Options 4

Heritage™ Folding Tables (Freight Excluded) 5

Heritage™ Folding Tables (Delivered) 6

Emissary® Folding Tables
General Information 7
Product Color Options 8

Emissary® Folding Tables (Freight Excluded) 9

Emissary® Folding Tables (Delivered) 10

DuraLite® Lightweight Folding Tables
General Information 11
Product Color Options 12

DuraLite® Lightweight Folding Tables (Freight Excluded) 13

DuraLite® Lightweight Folding Tables (Delivered) 14

ValueLite® Folding Tables
General Information 15

ValueLite® Folding Tables (Freight Excluded) 16

ValueLite® Folding Tables (Delivered) 17

Folding Table Storage and Accessories
General Information 18
Product Color Options 19

Folding Table Storage and Accessories (Freight Excluded) 20

Folding Table Storage and Accessories (Delivered) 22

Contents

Refer to KI Terms & Conditions document or visit ki.com.

Heritage™ Folding Tables
General Information



Heritage Fixed Leg

Features	
Solid core top	•
High-pressure laminate top	•
Bullnose edge	•
Round legs	•
General Dimensions	
Standard height	29"
Width range	24 - 36"
Length range	60 - 96"
Adjustable height range	



Solid Core

A. High-pressure laminate surface.
B. 3/4" thick, high-density, high-strength Particleboard solid core top.
C. Standard one-piece, roll-formed, 18-gauge steel apron.
D. Extruded vinyl bullnose edge. Bradded at the joint.

SPECIFICATIONS

Table, Legs and Frames
Legs fold in pairs. Constructed of 18-gauge seam-welded tubular steel. Folding linkage, hinges, locks and fastening hardware of die-formed steel. Aprons are roll-formed for solid, one-piece construction, fastened to top with screws.

Rectangular Tables, Round Legs
1-1/8" o.d. steel tubing. Powder coat legs have polypropylene feet.

Wishbone Legs
18" wide tables have 1" o.d., steel tubing with knifelock hinge. 16-gauge, 2-1/4" die-formed steel apron.

Table Tops
3/4" thick particleboard core with high-pressure laminate surface. Extruded bullnose edges are "T"-shaped with serrations mechanically locked into table with brads at the joint.

KI tables can hold a maximum of 1.5 lbs for each inch of perimeter evenly distributed over the top.

Enamel Finish
Powder coat finish on legs and frame.

INFORMATION

Warranty
Refer to KI Terms & Conditions document or visit ki.com

Heritage™ Folding Tables
Product Color Options

Heritage™ Folding Tables
Product Color Options

Surface Finish--Laminate

Biltmore Cherry	LBT
Brighton Walnut	LBW
Castle Oak	LCO
Graphite Nebula	LGN
Kensington Maple	LKM
North Sea	LNA
White Nebula	LWL

Edge Color

Black	EBL
Blue Grey	EGR
Brown	EBR
Sand	ESA
Warm Grey	EWG

Frame Color

Beige	BE
Black	BL
Blue Grey	GR
Brown	BR
Sand	SA
Warm Grey	WG

Note: Apron color will be Brown (BR) on Beige and Brown frame colors. Apron color will be Black (BL) on all other frame colors.

Heritage™ Folding Tables (Freight Excluded)

Heritage™ Folding Tables (Freight Excluded)

	MODEL	SIZE	MODEL NUMBER Basic Model	Laminate Color	Edge Color	Leg Color	Approx. Packaged Weight	Freight Excluded Pricing
 HRT	**Fixed Height Folding Table - Solid Core Top** • High-pressure textured plastic laminate surface with bullnose edge • Apron color based on the leg color selected, brown goes with brown and beige legs, all others will get black • Legs equipped with safety lock • Legs fold flat within frame for storage • Polypropylene feet	24 x 72”	TH6	□□□	□□□	□□	59.0#	$ 397
		24 x 96”	TH8	□□□	□□□	□□	76.0#	419
		30 x 60”	NH5	□□□	□□□	□□	63.0#	377
		30 x 72”	NH6	□□□	□□□	□□	69.0#	388
		30 x 96”	NH8	□□□	□□□	□□	91.0#	419
		36 x 72”	WH6	□□□	□□□	□□	77.0#	436
		36 x 96”	WH8	□□□	□□□	□□	105.0#	469
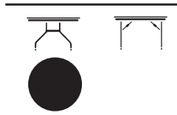 HRT	**Round Folding Table - Solid Core Top** • Top made of a single piece of 5/8” thick particleboard • High-pressure laminate surface and backer with bullnose edge • Apron color based on the leg color selected, brown goes with brown and beige legs, all others will get black • Legs equipped with two-piece lock • Polyalloner feet	60” Diameter	RH5	□□□	□□□	□□	102.0#	$ 618
			Ⓐ	Ⓑ	Ⓒ	Ⓓ		

HOW TO ORDER

Indicate the following information on order form:
1. Quantity of each item.
2. Model number, including options. See “How To Build a Model Number”.
3. Any special service required.

Note: • The □ indicates that a choice is required.
- The absence of the □ indicates that no choice is required.
- Alpha-numeric characters in place of □ indicate that no other alternatives are available.

HOW TO BUILD A MODEL NUMBER

Ⓐ Select basic model.

Ⓑ Select laminate color.
Refer to the **Product Color Options** page in this price list.

Ⓒ Select edge color.
Refer to the **Product Color Options** page in this price list.
Edge color offerings are based on edge style selections.

Ⓓ Select leg color.
Refer to the **Product Color Options** page in this price list.

SPECIAL SERVICES

Special Carton Marking

With specially marked information N/C

Shipping

Ships **assembled, FOB Bonduel, WI 54107, freight prepaid.** Freight class 85.

Specifications and prices are subject to change without prior notice.

Heritage™ Folding Tables (Delivered)

Heritage™ Folding Tables (Delivered)

	MODEL	SIZE	MODEL NUMBER Basic Model	Laminate Color	Edge Color	Leg Color	Approx. Packaged Weight	Delivered Pricing
 HRT	**Fixed Height Folding Table - Solid Core Top** • High-pressure textured plastic laminate surface with bullnose edge • Apron color based on the leg color selected, brown goes with brown and beige legs, all others will get black • Legs equipped with safety lock • Legs fold flat within frame for storage • Polypropylene feet	24 x 72”	TH6	□□□	□□□	□□	59.0#	$ 467
		24 x 96”	TH8	□□□	□□□	□□	76.0#	493
		30 x 60”	NH5	□□□	□□□	□□	63.0#	445
		30 x 72”	NH6	□□□	□□□	□□	69.0#	456
		30 x 96”	NH8	□□□	□□□	□□	91.0#	501
		36 x 72”	WH6	□□□	□□□	□□	77.0#	518
		36 x 96”	WH8	□□□	□□□	□□	105.0#	555
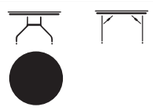 HRT	**Round Folding Table - Solid Core Top** • Top made of a single piece of 5/8” thick particleboard • High-pressure laminate surface and backer with bullnose edge • Apron color based on the leg color selected, brown goes with brown and beige legs, all others will get black • Legs equipped with two-piece lock • Polyalloner feet	60” Diameter	RH5	□□□	□□□	□□	102.0#	$ 728
			Ⓐ	Ⓑ	Ⓒ	Ⓓ		

HOW TO ORDER

Indicate the following information on order form:
1. Quantity of each item.
2. Model number, including options. See “How To Build a Model Number”.
3. Any special service required.

Note: • The □ indicates that a choice is required.
- The absence of the □ indicates that no choice is required.
- Alpha-numeric characters in place of □ indicate that no other alternatives are available.

HOW TO BUILD A MODEL NUMBER

Ⓐ Select basic model.

Ⓑ Select laminate color.
Refer to the **Product Color Options** page in this price list.

Ⓒ Select edge color.
Refer to the **Product Color Options** page in this price list.
Edge color offerings are based on edge style selections.

Ⓓ Select leg color.
Refer to the **Product Color Options** page in this price list.

SPECIAL SERVICES

Special Carton Marking

With specially marked information N/C

Shipping

Ships **assembled, FOB Bonduel, WI 54107, freight prepaid.** Freight class 85.

Specifications and prices are subject to change without prior notice.

Emissary® Folding Tables
General Information



Emissary® (Heritage) Folding Table

Features	
Solid core top	•
Lightweight core	
High-pressure laminate top	•
Bullnose edge	•
General Dimensions	
Standard height	29"
Width range	18 & 24"
Length range	60 - 96"
Adjustable height range	

SPECIFICATIONS

Table, Legs and Frames
Legs fold in pairs. Constructed of 18-gauge seam-welded tubular steel. Folding linkage, hinges, locks and fastening hardware of die-formed steel. Aprons are roll-formed for solid, 1-piece construction, fastened to top with screws.

Legs
1-1/8" O.D. steel tubing. Powder-coated legs with steel self-leveling glides.

Aprons
16-gauge, 2-1/4" die-formed steel. Powder-coated.

Table Tops
Solid Core (Heritage) Style 3/4" thick particleboard core with .030" high-pressure laminate surface and .030" backing sheet. Extruded bullnose edges are "T" shaped with serrations mechanically locked into table with brads.

KI tables can hold a maximum of 1.5 lbs for each inch of perimeter evenly distributed over the top.

INFORMATION

Warranty
Refer to KI Terms & Conditions document or visit ki.com

Emissary® Folding Tables
Product Color Options

Surface Finish--Laminate

Biltmore Cherry	LBT
Brighton Walnut	LBW
Castle Oak	LCO
Graphite Nebula	LGN
Kensington Maple	LKM
North Sea	LNA
White Nebula	LWL

Edge Color

Black	EBL
Brown	EBR
Blue Grey	EGR
Sand	ESA
Warm Grey	EWG

Frame Color

Beige	BE
Black	BL
Brown	BR
Blue Grey	GR
Sand	SA
Warm Grey	WG

Note: Apron color will be Brown (BR) on Beige and Brown frame colors. Apron color will be Black (BL) on all other frame colors.

Emissary® Folding Tables (Freight Excluded)

Emissary® Folding Tables (Freight Excluded)

	MODEL	SIZE	MODEL NUMBER Basic Model	Laminate Color	Edge Color	Leg Color	Glide Option	Approx. Packaged Weight	Freight Excluded Pricing
 SEM	**Heritage™ Folding Table** • Solid core tops provide great durability • High-pressure plastic laminate surface with bullnose edge • Apron color based on the leg color selected, brown goes with brown and beige legs, all others will get black • Legs equipped with safety lock • Legs fold flat within frame for storage • Steel self-leveling glides	18 x 60”	SEMH/1860	□□□	□□□	□□	SG	40.3#	$ 401
		18 x 72”	SEMH/1872	□□□	□□□	□□	SG	47.8#	419
		18 x 96”	SEMH/1896	□□□	□□□	□□	SG	59.8#	448
		24 x 60”	SEMH/2460	□□□	□□□	□□	SG	49.6#	443
		24 x 72”	SEMH/2472	□□□	□□□	□□	SG	60.3#	457
		24 x 96”	SEMH/2496	□□□	□□□	□□	SG	75.8#	479
				Ⓐ	Ⓑ	Ⓒ	Ⓓ	Ⓔ	

HOW TO ORDER

Indicate the following information on order form:
1. Quantity of each item.
2. Model number, including options. See “How To Build a Model Number”.
3. Any special service required.

Note: • The □ indicates that a choice is required.
- The absence of the □ indicates that no choice is required.
- Alpha-numeric characters in place of □ indicate that no other alternatives are available.

HOW TO BUILD A MODEL NUMBER

Ⓐ Select basic model.

Ⓑ Select laminate color.
Refer to the **Product Color Options** page in this price list.

Ⓒ Select edge color.
Refer to the **Product Color Options** page in this price list.
Edge color offerings are based on edge style selections.

Ⓓ Select leg color.
Refer to the **Product Color Options** page in this price list.

Ⓔ Select base option.

SG	- Steel glides

SPECIAL SERVICES

Special Carton Marking

With specially marked information	N/C

Shipping

Ships **assembled, FOB Bonduel, WI 54107, freight prepaid.** Freight class 85.

Specifications and prices are subject to change without prior notice.

Emissary® Folding Tables (Delivered)

Emissary® Folding Tables (Delivered)

	MODEL	SIZE	MODEL NUMBER Basic Model	Laminate Color	Edge Color	Leg Color	Glide Option	Approx. Packaged Weight	Delivered Pricing
 SEM	**Heritage™ Folding Table** • Solid core tops provide great durability • High-pressure plastic laminate surface with bullnose edge • Apron color based on the leg color selected, brown goes with brown and beige legs, all others will get black • Legs equipped with safety lock • Legs fold flat within frame for storage • Steel self-leveling glides	18 x 60”	SEMH/1860	□□□	□□□	□□	SG	40.3#	$ 480
		18 x 72”	SEMH/1872	□□□	□□□	□□	SG	47.8#	498
		18 x 96”	SEMH/1896	□□□	□□□	□□	SG	59.8#	519
		24 x 60”	SEMH/2460	□□□	□□□	□□	SG	49.6#	514
		24 x 72”	SEMH/2472	□□□	□□□	□□	SG	60.3#	534
		24 x 96”	SEMH/2496	□□□	□□□	□□	SG	75.8#	557
			Ⓐ	Ⓑ	Ⓒ	Ⓓ	Ⓔ		

HOW TO ORDER

Indicate the following information on order form:
1. Quantity of each item.
2. Model number, including options. See “How To Build a Model Number”.
3. Any special service required.

Note: • The □ indicates that a choice is required.
- The absence of the □ indicates that no choice is required.
- Alpha-numeric characters in place of □ indicate that no other alternatives are available.

HOW TO BUILD A MODEL NUMBER

Ⓐ Select basic model.

Ⓑ Select laminate color.
Refer to the **Product Color Options** page in this price list.

Ⓒ Select edge color.
Refer to the **Product Color Options** page in this price list.
Edge color offerings are based on edge style selections.

Ⓓ Select leg color.
Refer to the **Product Color Options** page in this price list.

Ⓔ Select base option.

SG	- Steel glides

SPECIAL SERVICES

Special Carton Marking

With specially marked information	N/C

Shipping

Ships **assembled, FOB Bonduel, WI 54107, freight prepaid.** Freight class 85.

Specifications and prices are subject to change without prior notice.

DuraLite® Lightweight Folding Tables
General Information



	Rectangular Top	Round Top
Features		
Honeycomb cellular core	•	•
High-impact ABS surface	•	•
Corner protection covers	•	•
Aluminum framework	•	•
Adjustable legs		
General Dimensions		
Height range	29"	29"
Width range	30"	60 - 72"
Length range	60 - 96"	60 - 72"



Honeycomb Core
A. Honeycomb core
B. Sonically welded edges
C. Molded corner covers
D. Aluminum beam structure
E. Aluminum leg plate attached to aluminum beam
F. .080" thick co-extruded ABS top shell
G. .095" thick co-extruded ABS bottom shell
H. Edge extrusion

SPECIFICATIONS

Table Top
The top is composed of a .080" thick, high impact Lustran 752 ABS top shell, internal core, internal framework and .095" thick high impact Lustran 752 ABS bottom shell, chemically bonded together. Edges of top and bottom shell are ultra-sonically welded together to form a fully enclosed unit that cannot separate and is impervious to moisture seepage. Top thickness is 2-3/8". The 3/4" thick table edge accepts standard industry skirt clips and is protected by a polypropylene edge bumper which allows for rigorous use and ensures a smooth, snag-free edge.

ABS top and bottom shells are supplied in a "flat-line haircell" texture which provides the optimal combination of concealment to scratches.

The undersurface is clean and smooth for better appearance and discourages collection of gum or other undesirable materials.

Four black rubber stacking bumpers are attached to the underside of each table top to protect table surfaces when stacked, and to keep loads from shifting on table caddies.

KI tables can hold a maximum of 1.5 lbs for each inch of perimeter evenly distributed over the top.

Internal Framework
Extruded aluminum channels create a framework around the entire perimeter of the top and are joined at the corners with a molded, high-impact polycarbonate corner reinforcing bracket. Unique aluminum leg attachment brackets attach directly to the aluminum side channels, creating superior strength.

Internal Core
3/4" thick honeycomb cellular core is chemically bonded under pressure to the top and bottom shells creating excellent rigidity and strength with minimum added weight.

Corner Protection Covers
Rectangular table corners are protected by an exclusive high-impact polycarbonate corner cover. These are field-replaceable to allow table corners to be "freshened up" in case of damage from misuse or abuse.

Table Legs
Fixed height legs are constructed of 18-gauge, 1-1/8" o.d., seam-welded tubular steel with a non-marring polyethylene glide. Folding linkage, hinges, locks and fastening hardware are of heavy-duty die-formed steel. The leg lock is a gravity operated C-shape designed to prevent binding in the leg mechanism during the folding process. Leg uprights are attached to the inverse-U shaped lower section by "fish-mouthing" the uprights to match the curvature of the lower section tubing and are securely welded together. Metal-to-metal leg attachment to table top ensures durability and allows for sure and easy leg replacement, if necessary. Legs and mechanisms are furnished in a

high quality black electrostatically applied and baked on enamel finish.

INFORMATION

Warranty
Refer to KI Terms & Conditions document or visit ki.com

DuraLite® Lightweight Folding Tables
Product Color Options

DuraLite® Lightweight Folding Tables
Product Color Options

Top Color - ABS Hard Plastic

Blue Grey	TGR
Sand	TSA
Walnut	TWA

Walnut available on rectangular only.

Frame Color

Black	BL

DuraLite® Lightweight Folding Tables (Freight Excluded)

DuraLite® Lightweight Folding Tables (Freight Excluded)

	MODEL	SIZE	MODEL NUMBER Basic Model	Top Color	Frame Color	Approx. Packaged Weight	Freight Excluded Pricing
 DLT	**Rectangular Tables, Fixed Height** • Temp rating for the top is 180 degree F	30 x 60”	DL3060	□□□	BL	41.0#	$ 404
		30 x 72”	DL3072	□□□	BL	43.0#	436
		30 x 96”	DL3096	□□□	BL	52.0#	598
 DLT	**Round Tables, Fixed Height** • Temp rating for the top is 180 degree F	60” Diameter	DLR60	□□□	BL	58.0#	$ 748
		72” Diameter	DLR72	□□□	BL	71.0#	973
			Ⓐ	Ⓑ	Ⓒ		

HOW TO ORDER

Indicate the following information on order form:
1. Quantity of each item.
2. Model number, including options. See “How To Build a Model Number”.
3. Any special service required.

Note: • The □ indicates that a choice is required.
- The absence of the □ indicates that no choice is required.
- Alpha-numeric characters in place of □ indicate that no other alternatives are available.

HOW TO BUILD A MODEL NUMBER

Ⓐ Select basic model.

Ⓑ Select top color.
Includes top and bottom shell and edge band.
Refer to the **Product Color Options** page in this price list.

Ⓒ Select frame color.

BL	- Black

Refer to the **Product Color Options** page in this price list.

SPECIAL SERVICES

Special Carton Marking

With specially marked information N/C

Shipping

Ships **assembled, FOB Bonduel, WI 54107, freight excluded.** Freight class 85.

Specifications and prices are subject to change without prior notice.

DuraLite® Lightweight Folding Tables (Delivered)

DuraLite® Lightweight Folding Tables (Delivered)

	MODEL	SIZE	MODEL NUMBER Basic Model	Top Color	Frame Color	Approx. Packaged Weight	Delivered Pricing
 DLT	**Rectangular Tables, Fixed Height** • Temp rating for the top is 180 degree F	30 x 60”	DL3060	□□□	BL	41.0#	$ 545
		30 x 72”	DL3072	□□□	BL	43.0#	610
		30 x 96”	DL3096	□□□	BL	52.0#	735
 DLT	**Round Tables, Fixed Height** • Temp rating for the top is 180 degree F	60” Diameter	DLR60	□□□	BL	58.0#	$ 870
		72” Diameter	DLR72	□□□	BL	71.0#	1123
			Ⓐ	Ⓑ	Ⓒ		

HOW TO ORDER

Indicate the following information on order form:
1. Quantity of each item.
2. Model number, including options. See “How To Build a Model Number”.
3. Any special service required.

Note: • The □ indicates that a choice is required.
- The absence of the □ indicates that no choice is required.
- Alpha-numeric characters in place of □ indicate that no other alternatives are available.

HOW TO BUILD A MODEL NUMBER

Ⓐ Select basic model.

Ⓑ Select top color.
Includes top and bottom shell and edge band.
Refer to the **Product Color Options** page in this price list.

Ⓒ Select frame color.

BL	- Black

Refer to the **Product Color Options** page in this price list.

SPECIAL SERVICES

Special Carton Marking

With specially marked information N/C

Shipping

Ships **assembled, FOB Bonduel, WI 54107, freight prepaid.** Freight class 85.

Specifications and prices are subject to change without prior notice.

ValueLite® Folding Tables
General Information



ValueLite® Rectangle Top



ValueLite® Round Top

Features		
Blow molded top	•	•
Folding frames	•	•
Steel framework	•	•
Round legs	•	•
General Dimensions		
Height	29"	29"
Width range	30"	48, 60, 71"
Length range	60 - 96"	48, 60, 71"
Stack height	2-1/8" - 2-1/4"	3-5/8"

SPECIFICATIONS

Table Top
The top is composed of high density polyethylene. The blow molded top is seamless, eliminating the possibility of separation. Added UV inhibitors prevent fading and maintain appearance. The polyethelyne tops are resistent to stains and easy to clean.

KI tables can hold a maximum of 1.5 lbs for each inch of perimeter evenly distributed over the top.

Rectangle Table Legs
Fixed height legs are constructed of 19 ga. 1-1/8" tubing O.D., seam-welded tubular steel with non-marring feet. Folding linkage, hinges, locks and fastening hardware are of heavy-duty die-formed steel. The gravity operated chain link leg lock puts 200% more material at the point of stress. Leg brace below the bend is stronger than common u-shaped legs.

Round Table Legs
Fixed height legs are constructed of 19 ga. 1-1/4" tubing O.D., seam-welded tubular steel with non-marring feet with snap lock legs.

Legs and mechanisms are furnished in a high quality, black hammertone powder coat finish.

INFORMATION

Warranty
Refer to KI Terms & Conditions document or visit ki.com

ValueLite® Folding Tables (Freight Excluded)

ValueLite® Folding Tables (Freight Excluded)

	MODEL	SIZE	MODEL NUMBER Basic Model	Approx. Packaged Weight	Freight Excluded Pricing
 HRDPT	**Rectangle Tables** • For indoor and outdoor use • Top constructed of lightweight blow molded high density polyethylene plastic with added UV inhibitors • Seam-welded tubular steel legs fold within the frame • Safety lock • Frame and legs have a black hammer-tone powder coat finish • Polypropylene feet • Top thickness is 1-7/8”	30 x 60” 30 x 72” 30 x 96”	VL.3060.BL.WH VL.3072.BL.WH VL.3096.BL.WH	30.0# 35.0# 48.0#	$ 189 215 288
 HRDPT	**Round Tables** • For indoor and outdoor use • Top constructed of lightweight blow molded high density polyethylene plastic with added UV inhibitors • Seam-welded tubular steel legs fold within the frame • Snap lock legs • Frame and legs have a black hammer-tone powder coat finish • Polypropylene feet • Storage caddy KTR9 holds - 12 ea • Top thickness is 1-7/8”	48” Diameter 60” Diameter 71” Diameter	VL.48R.BL.WH VL.60R.BL.WH VL.71R.BL.WH	34.0# 53.0# 73.0#	$ 261 406 564

Ⓐ

HOW TO ORDER

Indicate the following information on order form:
1. Quantity of each item.
2. Model number, including options. See “How To Build a Model Number”.
3. Any special service required.

Note: • The ☐ indicates that a choice is required.
- The absence of the ☐ indicates that no choice is required.
- Alpha-numeric characters in place of ☐ indicate that no other alternatives are available.

HOW TO BUILD A MODEL NUMBER

Ⓐ Select basic model.

SPECIAL SERVICES

Special Carton Marking

With specially marked information N/C

Shipping

Ships **assembled, FOB Bonduel, WI 54107, freight excluded.** Freight class 70.

Specifications and prices are subject to change without prior notice.

ValueLite® Folding Tables (Delivered)

ValueLite® Folding Tables (Delivered)

	MODEL	SIZE	MODEL NUMBER Basic Model	Approx. Packaged Weight	Delivered Pricing
 HRDPT	**Rectangle Tables** • For indoor and outdoor use • Top constructed of lightweight blow molded high density polyethylene plastic with added UV inhibitors • Seam-welded tubular steel legs fold within the frame • Safety lock • Frame and legs have a black hammer-tone powder coat finish • Polypropylene feet • Top thickness is 1-7/8”	30 x 60”	VL.3060.BL.WH	30.0#	$ 305
		30 x 72”	VL.3072.BL.WH	35.0#	335
		30 x 96”	VL.3096.BL.WH	48.0#	430
 HRDPT	**Round Tables** • For indoor and outdoor use • Top constructed of lightweight blow molded high density polyethylene plastic with added UV inhibitors • Seam-welded tubular steel legs fold within the frame • Snap lock legs • Frame and legs have a black hammer-tone powder coat finish • Polypropylene feet • Storage caddy KTR9 holds - 12 ea • Top thickness is 1-7/8”	48” Diameter	VL.48R.BL.WH	34.0#	$ 390
		60” Diameter	VL.60R.BL.WH	53.0#	545
		71” Diameter	VL.71R.BL.WH	73.0#	722
			Ⓐ		

HOW TO ORDER

Indicate the following information on order form:
1. Quantity of each item.
2. Model number, including options. See “How To Build a Model Number”.
3. Any special service required.

Note: • The ☐ indicates that a choice is required.
- The absence of the ☐ indicates that no choice is required.
- Alpha-numeric characters in place of ☐ indicate that no other alternatives are available.

HOW TO BUILD A MODEL NUMBER

Ⓐ Select basic model.

SPECIAL SERVICES

Special Carton Marking

With specially marked information N/C

Shipping

Ships **assembled, FOB Bonduel, WI 54107, freight prepaid.** Freight class 70.

Specifications and prices are subject to change without prior notice.

Folding Table Storage and Accessories
General Information





	Vertical Storage Caddy (KTV68)	Horizontal Storage Caddy (KTH6)
Features		
Rectangular or square table storage	•	•
Standard beige enamel finish	•	•
Stackable for storage	•	•
Capacity	9 (8 for Emissary®)	10 (7 for Emissary®)
General Dimensions		
Length	77-3/4"	77-3/4"
Width	26-3/8"	26-3/8"
Height from floor	28-1/8"	32"
Casters	4"	4"

Folding Table Storage and Accessories
General Information





	Horizontal Storage Caddy (KTH8)	Vertical Storage Caddy (KTR9)
Features		
Rectangular or square table storage	•	•
Standard beige enamel finish	•	•
Stackable for storage	•	•
Capacity	10 (7 for Emissary®)	8 (10 for Duralite®)
General Dimensions		
Length	99-3/4"	63"
Width	26-3/8"	32-7/8"
Height from floor	32"	44-3/4"
Casters	4"	5"

SPECIFICATIONS

KTV and KTH Table Caddy Frames
Uni-welded construction with all components welded into an integral unit. 16-gauge, 1-1/2" x 4-1/2" angle steel side members with 2-1/4" x 7" channel steel cross members. 18-gauge, 1-1/8" o.d. tubular removable endposts and sideposts.

KTR9 Table Caddy Frame
14-gauge, 1" x 2" seam-welded tubular steel frame welded into an integral unit. Tubular steel table supports of 1-1/8" o.d., 18-gauge seam-welded tubular steel; removable.

Table Caddy Wheels
Black phenolic wheels with roller bearings; 2 fixed and 2 swivel. KTV and KTH have 4" wheels; KTR9 has 5" wheels. (Not recommended for wood floors.)

Enamel
Nonchipping enamel is electostatically applied, then baked; alkyd urea formula.

INFORMATION

Warranty
Refer to KI Terms & Conditions document or visit ki.com

Folding Table Storage and Accessories
Product Color Options

Enamel Color and Folding Tables Replacement Feet

Beige	BE

Frame Color

Beige	BE
Black	BL
Brown	BR
Blue Grey	GR
Sand	SA
Warm Grey	WG

Folding Table Storage and Accessories (Freight Excluded)

Folding Table Storage and Accessories (Freight Excluded)

	MODEL	W x L	MODEL NUMBER Basic Model	Enamel Color	Base	Approx. Packaged Weight	Freight Excluded Pricing
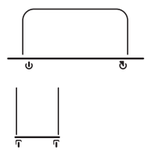 TCAD	**Folding Table Vertical Storage Caddy** • Capacity: 9 tables (8 for Emissary®) • For 6' or 8' rectangular or square table storage • Four 4" wheels: 2 fixed, 2 swivel for maneuverability • 28-1/8" high from floor empty • Sideposts are removable for stacking empty caddies • Beige enamel finish standard (additional colors available at an upcharge)	26-3/8 x 77-3/4"	KTV68	BE	□□	70.0#	$ 721
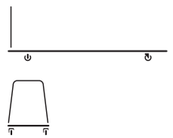 TCAD	**Folding Table Horizontal Storage** • Capacity: 10 tables (7 for Emissary®) • For 6' or 8' rectangular or square table storage • Four 4" wheels: 2 fixed, 2 swivel for maneuverability • 32" high from floor empty • Endposts are removable for stacking empty caddies • Beige enamel finish standard (additional colors available at an upcharge)	26-3/8 x 77-3/4"	KTH6	BE	□□	53.0#	$ 575
		26-3/8 x 99-3/4"	KTH8	BE	□□	68.0#	623
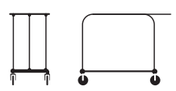 TCAD	**Folding Table Vertical Storage Caddy** • Capacity: 8 Tables (10 for DuraLite®) • For 4', 5' or 6' diameter round table storage • Four 5" wheels: 2 fixed, 2 swivel for maneuverability • 44-3/4" high from floor empty • Endposts are removable for stacking empty caddies • Beige enamel finish standard (additional colors available at an upcharge) • Maximum weight 880 lbs.	32-7/8 x 63"	KTR9	BE	□□	63.0#	$ 998

Ⓐ Ⓑ Ⓒ

HOW TO ORDER

Indicate the following information on order form:
1. Quantity of each item.
2. Model number, including options. See "How To Build a Model Number".
3. Any special service required.

Note: • The □ indicates that a choice is required.
- The absence of the □ indicates that no choice is required.
- Alpha-numeric characters in place of □ indicate that no other alternatives are available.

HOW TO BUILD A MODEL NUMBER

Ⓐ Select basic model.

Ⓑ Select enamel finish.

BE	- Beige

Refer to the **Product Color Options** page in this price list.

Ⓒ Select base option.

C	- Standard wheels
SC	- All swivel wheels; add $32

SPECIAL SERVICES

Special Carton Marking

With specially marked information N/C

Shipping

Ships **knocked down, FOB Bonduel, WI 54107, freight prepaid.** Freight class 85.

Specifications and prices are subject to change without prior notice.

Folding Table Storage and Accessories (Freight Excluded)

Folding Table Storage and Accessories (Freight Excluded)

	MODEL	Features	MODEL NUMBER Basic Model	MODEL NUMBER Frame Color	Approx. Packaged Weight	Freight Excluded Pricing
HRDPT	**Round Folding Legs** • 1-1/8" round tubular steel • Enamel finish • Polypropylene feet • Hardware included	30"W and 36"W Solid and Honeycomb	87.0111.P	☐☐	15.0#	$ 92
		24"W	87.0126.P	☐☐	15.0#	106
HRDPT	**Wishbone Folding Legs** • 1" round tubular steel • Enamel finish • Polypropylene feet • Hardware included	48", 60" Round	87.0010.P	☐☐	18.0#	$ 216
HRDPT	**Replacement Feet for Tables** • 1-1/8" diameter • Beige is standard color	Cap Style Foot	NN.06.0001	BE	0.0#	$ 1
HRDPT	**Replacement Feet for Tables** • 1" diameter polypropylene feet • Beige only		06.0019	BE	0.0#	$ 1
			Ⓐ	Ⓑ		

HOW TO ORDER

Indicate the following information on order form:
1. Quantity of each item.
2. Model number, including options. See "How To Build a Model Number".
3. Any special service required.

Note: • The ☐ indicates that a choice is required.
- The absence of the ☐ indicates that no choice is required.
- Alpha-numeric characters in place of ☐ indicate that no other alternatives are available.

HOW TO BUILD A MODEL NUMBER

Ⓐ Select basic model.

Ⓑ Select frame color.
Refer to the **Product Color Options** page in this price list.

SPECIAL SERVICES

Special Carton Marking

With specially marked information N/C

Shipping

Ships **knocked down, FOB Bonduel, WI 54107, freight prepaid.** Freight class 85.

Specifications and prices are subject to change without prior notice.

Folding Table Storage and Accessories (Delivered)

Folding Table Storage and Accessories (Delivered)

	MODEL	W x L	MODEL NUMBER Basic Model	Enamel Color	Base	Approx. Packaged Weight	Delivered Pricing
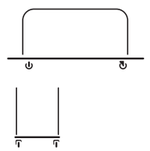 TCAD	**Folding Table Vertical Storage Caddy** • Capacity: 9 tables (8 for Emissary®) • For 6' or 8' rectangular or square table storage • Four 4" wheels: 2 fixed, 2 swivel for maneuverability • 28-1/8" high from floor empty • Sideposts are removable for stacking empty caddies • Beige enamel finish standard (additional colors available at an upcharge)	26-3/8 x 77-3/4"	KTV68	BE	□□	70.0#	$ 885
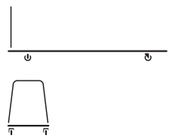 TCAD	**Folding Table Horizontal Storage** • Capacity: 10 tables (7 for Emissary®) • For 6' or 8' rectangular or square table storage • Four 4" wheels: 2 fixed, 2 swivel for maneuverability • 32" high from floor empty • Endposts are removable for stacking empty caddies • Beige enamel finish standard (additional colors available at an upcharge)	26-3/8 x 77-3/4"	KTH6	BE	□□	53.0#	$ 728
		26-3/8 x 99-3/4"	KTH8	BE	□□	68.0#	798
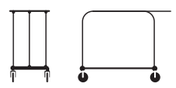 TCAD	**Folding Table Vertical Storage Caddy** • Capacity: 8 Tables (10 for DuraLite®) • For 4', 5' or 6' diameter round table storage • Four 5" wheels: 2 fixed, 2 swivel for maneuverability • 44-3/4" high from floor empty • Endposts are removable for stacking empty caddies • Beige enamel finish standard (additional colors available at an upcharge) • Maximum weight 880 lbs.	32-7/8 x 63"	KTR9	BE	□□	63.0#	$ 1247

Ⓐ Ⓑ Ⓒ

HOW TO ORDER

Indicate the following information on order form:
1. Quantity of each item.
2. Model number, including options. See "How To Build a Model Number".
3. Any special service required.

Note: • The □ indicates that a choice is required.
- The absence of the □ indicates that no choice is required.
- Alpha-numeric characters in place of □ indicate that no other alternatives are available.

HOW TO BUILD A MODEL NUMBER

Ⓐ Select basic model.

Ⓑ Select enamel finish.

BE	- Beige

Refer to the **Product Color Options** page in this price list.

Ⓒ Select base option.

C	- Standard wheels
SC	- All swivel wheels; add $32

SPECIAL SERVICES

Special Carton Marking

With specially marked information N/C

Shipping

Ships **knocked down, FOB Bonduel, WI 54107, freight prepaid.** Freight class 85.

Specifications and prices are subject to change without prior notice.

Folding Table Storage and Accessories (Delivered)

Folding Table Storage and Accessories (Delivered)

	MODEL	Features	MODEL NUMBER Basic Model	MODEL NUMBER Frame Color	Approx. Packaged Weight	Delivered Pricing
HRDPT	**Round Folding Legs** • 1-1/8" round tubular steel • Enamel finish • Polypropylene feet • Hardware included	30"W and 36"W Solid and Honeycomb	87.0111.P	□□	15.0#	$ 110
		24"W	87.0126.P	□□	15.0#	125
HRDPT	**Wishbone Folding Legs** • 1" round tubular steel • Enamel finish • Polypropylene feet • Hardware included	48", 60" Round	87.0010.P	□□	18.0#	$ 277
HRDPT	**Replacement Feet for Tables** • 1-1/8" diameter • Beige is standard color	Cap Style Foot	NN.06.0001	BE	0.0#	$ 1
HRDPT	**Replacement Feet for Tables** • 1" diameter polypropylene feet • Beige only		06.0019	BE	0.0#	$ 1
			Ⓐ	Ⓑ		

HOW TO ORDER

Indicate the following information on order form:
1. Quantity of each item.
2. Model number, including options. See "How To Build a Model Number".
3. Any special service required.

Note: • The □ indicates that a choice is required.
- The absence of the □ indicates that no choice is required.
- Alpha-numeric characters in place of □ indicate that no other alternatives are available.

HOW TO BUILD A MODEL NUMBER

Ⓐ Select basic model.

Ⓑ Select frame color.
Refer to the **Product Color Options** page in this price list.

SPECIAL SERVICES

Special Carton Marking

With specially marked information N/C

Shipping

Ships **knocked down, FOB Bonduel, WI 54107, freight prepaid.** Freight class 85.

Specifications and prices are subject to change without prior notice.

1330 Bellevue Street
P.O. Box 8100
Green Bay, WI 54308-8100
800.424.2432
ki.com

KI and Furnishing Knowledge are registered
trademarks of Krueger International, Inc.

© 2020 Krueger International, Inc.
All Rights Reserved.
Code KI-PLW-000240/KI/PDF

Furnishing Knowledge®

GENESIS® DESKING

PRICE LIST

January 3, 2011

Updated October 3, 2022

800.424.2432

Contents

Refer to KI Terms & Conditions document or visit ki.com.

Contents

Refer to KI Terms & Conditions document or visit ki.com.

Genesis® Desking
General Information 3

Genesis® Specifications 4

Genesis® Desking
Product Color Options 5

Genesis® Worksurfaces
Basic Rectangular 6
Tripod Corner Fixed Height 11
Tripod Corner Pin and Crank Height Adjustable 12
Tripod Corner Electric Height Adjustable 14
Reduction Tripod Corner Fixed Height 16
Reduction Tripod Corner Pin Height Adjustable 18
Reduction Tripod Corner Crank Height Adjustable 19
Reduction Tripod Corner Electric Height Adjustable 20
Square Shoe Fixed Height 28
Square Shoe Pin Height Adjustable 30
Square Shoe Crank Height Adjustable 31
Square Shoe Electric Height Adjustable 32
Reduction Square Shoe Fixed Height 40
Reduction Square Shoe Pin Height Adjustable 42
Reduction Square Shoe Crank Height Adjustable 43
Reduction Square Shoe Electric Height Adjustable 44
"P" Shaped Peninsula 52
Arcade Peninsula 54
Two-Legged Corner 56

Balance® Storage and Accessories
Overhead Storage 39
Balance® Accessories 40

Universal Storage and Accessories
Overhead Storage 41
LED Task Lights 42
Accessories 44

Storage Accessories
Paper Management 45

Accessories
Privacy Screens 47
Electrical 52

Accessories Worksurfaces 56

Genesis® Desking
General Information



Freestanding Design

Features	
Rectangular worksurface	•
Corner worksurface	•
Peninsula worksurface	•
Fixed-height base	•
Pin-adjustable base	•
Crank-adjustable base	•
Electric-adjustable base	•
Wire management	•
Modesty panel	



Fixed Height



Pin Adjustable



Crank Adjustable



Electric Adjustable



Mini Cable Tray



Wire Management Trough



Modesty Panel

INFORMATION

ANSI Requirements
All fixed and adjustable tables meet or exceed ANSI/BIFMA 1998 requirements for desk products. The adjustable tables meet the ANSI/HFS 100-1988 standard for adjustability and knee clearance.

ADA Requirements
The tables meet the ADA specification for wheelchair access and height of surfaces.

INFORMATION

Warranty
Refer to KI Terms & Conditions document or visit ki.com

Genesis® Specifications

Genesis tables are available in fixed height as well as adjustable. All fixed and adjustable tables meet or exceed ANSI/BIFMA 1998 requirements for desk products. The adjustable tables meet the ANSI/HFS 100-1988 standard for adjustability and knee clearance. The tables meet the ADA specifications for wheelchair access and height of surfaces. The metal components of Genesis tables are powder coated for appearance and durability. All plastic components are color matched in accordance with the KI color program.

TABLE BASE SPECIFICATIONS

Fixed-Height Tables

Each leg assembly is comprised of a 2" x 3" x 14-gauge steel tube that is welded to a steel foot, and on the other end, to worksurface support. The 14-gauge, draw-formed foot provides strength and room for carpet levelers in a low profile, sculpted component. The worksurface support is an 11-gauge steel, draw-formed component that provides high strength to support large, cantilevered loads. Extruded aluminum covers are attached to the front and back of the upright tubing. Leg assemblies are modified in the factory so that finished heights with glides is 29".

Pin-Adjustable Tables

Each leg assembly is comprised of 1-3/8" x 2-3/4" x 16-gauge steel tube that telescopes inside a 2" x 3" x 14-gauge steel outer leg tube. Nylon bushings ensure a smooth, telescoping action between the tubes. A 14-gauge, draw-formed foot is welded to the outer leg tube, and provides strength and room for carpet levelers in a low profile, sculpted component. An 11-gauge steel, draw-formed worksurface support is welded to the inner tube, and provides strength to support large, cantilevered loads. Extruded aluminum covers are attached to the front and back of the upright tubing for visual appeal. A spring steel button, protruding through holes in both tubes, allows for adjustment in one-inch increments from 24" to 31".

Crank-Adjustable Tables

Each leg assembly is comprised of 1-3/8" x 2-3/4" x 16-gauge steel tube that telescopes inside a 2" x 3" x 14-gauge steel outer leg tube. Nylon bushings ensure a smooth, telescoping action between the tubes. A 14-gauge, draw-formed foot is welded to the outer leg tube, and provides strength and room for carpet levelers in a low profile, sculpted component. An 11-gauge steel, draw-formed worksurface support is welded to the inner tube, and provides strength to support large, cantilevered loads on the worksurface. Extruded aluminum covers are attached to the front and back of the upright tubing for visual appeal. The table is manually adjustable from 22" to 33" or 27" to 43" by turning a crank. The crank raises or lowers the table at a rate of 1 inch per 10 revolutions. A lifting mechanism inside of each leg provides a uniform lifting force to the worksurface, regardless of the loading condition. Each mechanism is comprised of a steel acme-threaded rod turning through a delrin lead nut. The delrin nut provides a silent operation, low friction, and excellent wear characteristics. The acme rods deliver a lifting force to the underside of the surface supports. Precision needle roller bearings provide a smooth, quiet interface between the rotating acme rods and the surface supports. The lifting mechanisms are synchronized via a 1/4" pitch roller chain that spans the distance between the table legs. The chain engages each acme-threaded rod through a delrin sprocket that is attached to the rod.

Electric-Adjustable Tables

Each leg assembly is comprised of a triple telescoping steel tube with an overall dimension of 4.3" x 2.28". Extruded aluminum covers are attached to the back of the upright tubing for visual appeal. The table is electrically adjustable from 24" to 51" by pressing a button. Motors raise or lower the table at a rate of 1.4 inches per second. The motors drive a lifting mechanism inside of each leg to provide a uniform lifting force to the worksurface, regardless of the loading condition. The parallel connectors synchronize the motors electronically. The controller keeps track of each motor revolution, and ensures that the motors remain in perfect synchronization. The user interface occurs at the switch. The basic controller includes up/down buttons and three memory presets. The deluxe also includes a digital display indicating the height of the worksurface.

WORKSURFACE SPECIFICATIONS

74P, EP and KN Worksurfaces

74P, elliptical-postform (EP) and Knife-edge (KN) worksurfaces are constructed of 1-1/8" thick, 45-pound density particleboard. A .030" minimum thickness laminate provides a durable writing surface. The backer is a .030" minimum thickness melamine sheet. This provides a balanced construction that gives greater strength and prevents warping. All mounting holes are pre-drilled for easier table assembly and maximum holding power. A steel channel is provided for extra structure on tables with unsupported spans over 51". The 74P and KN surfaces are available in curvilinear or traditional shapes. The elliptical-postform surfaces are available in traditional shapes.

MP Worksurfaces

Membrane pressed worksurfaces are constructed of 1-1/8" thick, high-density fiberboard. A .021" thick vinyl foil sheet is applied to the core under heat and pressure. The vinyl foil includes a .005" thick urethane topcoat for surface protection. All mounting holes are pre-drilled for easier table assembly and maximum holding power. A steel channel is provided for extra structure on tables with unsupported spans over 51". Membrane pressed worksurfaces are available in curvilinear or transitional shapes. Peninsula and square shoe shapes are not available.

Powder-Coated Finish

Epoxy powder coating is electrostatically applied. The dry coating is then fused and cured in a baking oven to form a smooth, continuous film. Finish is chemical-resistant, hard, tough and mar-resistant.

Wire Management Trough

Troughs are formed from 16-gauge cold rolled steel and powder coated to match the table base. Trough is 5" tall; width on the bottom of the trough is 3.9" and opens up to 6.4" at the top. On fixed-height tables, the wire management trough is attached to the back of the legs with 4 thread-forming screws.

Modesty Panel

Modesty panels are constructed of rigidized cold rolled steel, 18-gauge to 16-gauge in thickness. The 8" modesty panels are suspended from the worksurface via 11-gauge steel brackets. There is a 1" gap between the panels and the worksurface in order to pass wires, and the panels are inset from the back edge by 1". Modesty panels can be used on all types of Genesis Desking, regardless of adjustability. However, the modesty panel will conflict with a wire trough on adjustable tables and the two accessories should not be specified together. All corner tables and square shoes use two modesty panels along the back edges. Peninsula tables use one panel along the 48" back edge only so as not to interfere with conferencing capabilities.

Universal and Balance Overhead- Note different stanchion for overhead support

Balance Overhead Storage

The overhead storage unit shall have door(s) that are mechanically assisted in such a way as to keep the door(s) balanced throughout its operation such that the action of both opening and closing is automatically controlled such that the door doesn't spring open or slam closed. The overhead storage unit structure and mechanical assist mechanism shall have a Lifetime warranty. The overhead storage unit shall comply with the Americans with Disabilities Act ADA 4.2.5 and 4.2.6 whereby a user shall not reach higher than 48" from the floor to the front of the unit or no higher than 54" to the side. The overhead storage unit shall comply with the Americans with Disabilities Act ADA 4.27.4 whereby the door shall be operable with one hand and shall not require tight grasping, pinching, or twisting of the wrist. The force required to operate the door (open and close) shall be no greater than five foot pounds. The door of the overhead storage unit shall open to the outside of the cabinet to help prevent the storage of unsightly papers on the top of the cabinet, yet there shall be a narrow space at the rear of the cabinet to allow plants or other small items to be displayed. The overhead storage unit shall accommodate standard American size three ring binders as well as A4 and Folscap sized binders, up to 13-3/4" high. The overhead storage unit shall be available with an upper door that can be upholstered in fabric as well as offered in solid colored, translucent, and high-pressure laminate.

Universal Overhead Cabinet

The product shall be offered in widths of 24", 30", 36", 42", 48", 54" and 60". The overall dimensions of the end panels shall be 16-1/2" high and 14-1/2" deep. The shelf depth shall be 13-1/4". Each cabinet shall include separate brackets, which allow for either on or off-module mounting. Off-module cabinet shall mount into slots in vertical posts. Cabinet must be same width as the panel to which it is mounted. Off-module cabinet shall mount into the integral track in the horizontal rail, allowing cabinet to slide along track. Door fronts shall be offered in steel, fabric, and laminate versions with a dual-durometer extruded handle. The door front will operate on a rack and pinion gear system and will utilize a center lock mechanism. The door front will store recessed inside the cabinet with the handle exposed. The steel door front shall be of honeycomb core constructions with a powder coat finish. The construction of the fabric door front shall be identical to the steel door front except that the outer surface of the door front is covered with fabric. The laminate door front shall be high-pressure laminate covering a particleboard core. The overhead stanchions mount to the under surface of any fixed desk with overhead grommets.

Shelf Dividers

Shelf dividers shall be offered in the same color trim as the panels. The shelf dividers shall be powder coated steel. Installation and removal shall be accomplished without the use of tools or fasteners.

Accessories

Task lights shall be available which suspend from the shelf and overhead cabinet. The task light shall mount flush with the underside of the shelf and overhead cabinet. Task lights shall be offered in standard panel trim colors. The task light shall have a 9' cord. Task lights will be available in three versions: standard high-power factor ballast, variable (high/low) high-power factor ballast and electronic ballast. All three options include a cool white lamp. Cords can be concealed by tucking between the reveal along tiles.

Privacy Screens

Privacy screens shall be available to provide sit down privacy or standup privacy within Genesis workstations. Screens shall be 3/4" thick, 18" through 38" high and available to fit all worksurfaces. Screens shall attach to the back of the legs providing a stationary height for the screen even when attached to an adjustable height desk. Screens are mounted 1" to 1-1/2" from the worksurface edge. Privacy screens shall be designed for straight-line applications. They shall include mounting brackets for attachment. Screens shall be available for straight applications in 24", 30", 36", 42", 48", 54", 60", 66" and 72" widths. The 66" and 72" widths shall consist of a pair of screens (1) 30" screen plus (1) 36" screen for the 66" application and (2) 36" screens with splice for 72" applications. Screens may be used to serve two worksurfaces placed back-to-back. Privacy screens shall be useable on worksurfaces with overhead storage units to close the opening between the worksurface and the bottom shelf. Privacy screens will consist of two different aluminum extrusion profiles, each with die-cast corner connectors to create a rectangular frame. The frames will be either upholstered or painted, depending on the options. Between the two assembled frames, different core materials can be inserted. The screen material shall be made of 1/2" or 3/4" thick tackable core light or a 10 mm thick non-tackable translucent plastic. The extruded aluminum frame shall be .060" thick. The attachment bracket shall be made of 7 gauge steel. End-of-run privacy screens shall be available in 24" and 30" widths to match the depth of the fixed height worksurface that it will be used on. End-of-run privacy screens attach to the underside of the worksurface. End-of-run privacy screens shall have the same height and finishes as the regular privacy screens.

10-Wire Electrical Distribution System

The 10-wire system is available in two configurations (6-2-2 and 4-4-2). The UL label is green for 6-2-2 and blue for 4-4-2 applications. These numbers refer to the quantity of hot, neutral and ground wires configured in each system. Both 6-2-2 and 4-4-2 systems may be brought into the system from the ceiling, the wall or the floor, through the use of top feeds and base feeds. Genesis 10-wire electrical will be able to integrate with KI's WireWorks panel system with the addition of the appropriate connectors. The 10-wire electrical distribution system will consist of a 10-wire harness, table-to-table connectors and a 10-wire infeed kit. The 2.16" wide double-sided rigid 10-wire harness shall mount inside the wire management trough and shall be available in widths to span the worksurface. The 30" to 66" wide worksurface harness kit shall accommodate (2) 15 amp duplex receptacles and the 72" wide worksurface harness kit shall accommodate up to (4) 15 amp duplex receptacles. Receptacles shall be available to access the up to 6 circuits within the harness and must be ordered separately. Both 10-wire circuits are rated at 120 VAC@ 20 amps. All receptacles are rated at 15 amps. The specifics of each wiring configuration are detailed below.

Note: The two 10-wire systems (4-4-2 and 6-2-2) cannot be mixed together. The wiring systems must be separate. There are different receptacles for each system, and different connectors specific to each system. Keyed connectors will not allow the 2 systems to be mixed.

6-2-2 Configuration

The 6-2-2 configuration of the 10-wire system will have three "convenience" circuits (1, 2 and 3) which will each have their own hot wire, will share an oversized neutral wire and will share the building ground wire. Circuits 4, 5 and 6 are "isolated ground" circuits that will each have their own hot wire, will share an oversized neutral wire, and will share an isolated ground wire. The advantage of this system is that it will be able to have 6 circuits coming in via one top feed or base feed. This will cut down on the number of feed points on an installation. The number 4, 5 and 6 receptacles will be colored orange to designate that they are on the isolated ground while the number 1, 2 and 3 receptacles come in standard trim colors.

4-4-2 Configuration

The 4-4-2 configuration of the 10-wire system will have two "convenience" circuits (1 and 2), which will each have their own hot wire, their own neutral wire and will share the building ground wire. Circuits 3 and 4 receptacles are the "isolated ground" which will each have their own hot wire, their own neutral wire, and will share an isolated ground wire. The advantage of this system is that all of the circuits will have their own neutral wires and it has two circuits (3 and 4) that use an isolated ground. The number 3 and 4 receptacles will be colored orange to designate that they are on the isolated ground, while the number 1 and 2 receptacles come in standard trim colors.

10-Wire Power Infeed Kit

The 10-wire power infeed kit shall provide power from fixed floor or wall sources to the 10-wire harness. It shall include 6' of plastic covered flexible conduit. To connect the hardwire end of a 10-wire top feed or base feed to your building, use a 3/4" Romex connector on the conduit.

10-Wire Power Table-to-Table Connector

10-wire table-to-table connector shall consist of a sleeved flexible harness, which provides power connections from adjoining desks. The jumper shall have a length of 27".

Fabric

Fabric will be applied as swatched by the fabric manufacturer. Fabric that is required to be applied differently than is swatched will need a Product Modification Request written specifying the direction the fabric is to be applied.

Genesis® Desking
Product Color Options

Laminate Selections for; Surface Finish, Balance Overhead Storage Upper Door and Universal Overhead Storage Door

Belair	LBQ
Biltmore Cherry	LBT
Black	LBK
Brighton Walnut	LBW
Canyon Zephyr	LCA
Castle Oak	LCO
Casual Linen	LCU
Cherry Storm	LCX
Classic Linen	LCI
Cloud Zephyr	LCL
Cocobala	LCC
Crisp Linen	LRI
Desert Zephyr	LDZ
Dove Grey	LDG
Fired Steel	LIL
Flax Linen	LXF
Florence Walnut	LFC
Forged Steel	LOL
Friston Ash	LFH
Frosty White	LFW
Graphite Nebula	LGN
Grey	LGE
High Rise	LHE
Hollyberry	LHY
Irish Linen	LIH
Island	LID
Italian Silver Ash	LIT
Kensington Maple	LKM
Lapis Blue	LLB
Markerboard White	LMK
Misted Zephyr	LMR
Monticello Maple	LMT
Nickel Evolv	LNV
North Sea	LNA
Ocean	LON
Pearl Bisque	LPB
Pearl Silver	LPS
Pressed Linen	LPR
River Cherry	LRY
Rugged Linen	LRG
Satin Stainless	LSS
Shadow Zephyr	LSR
Silicon evolv	LSV
Sterling Ash	LAZ
Tailored Linen	LTL
Titanium evolv	LTV
White Nebula	LWL
White Sand	LWN
Windsor Mahogany	LWY

Edge Color for 74P Edge

Belair	EBQ
Biltmore Cherry	EBT
Black	EBL
Blue Grey	EGR
Brighton Walnut	EBW
Castle Oak	ECO
Cayenne	ECY
Cherry Storm	ECX
Cocobala	ECC
Cool Grey	ECG
Earthen Clay	EEY
Everglade Shade	EEV
Flannel	EFN
Florence Walnut	EFC
Friston Ash	EFH
Frosty White	EFW
Hazy Jade	EHJ
Honey Bee	EHY
Italian Silver Ash	EIT
Kensington Maple	EKM
Light Tone	ELG
Mardi Gras	EMG
Misty Brown	EMY
Monticello Maple	EMT
Multiplex	EMB
Nemo	ENE
Nordic	END
Poppy Red	EPR
Purple Haze	EPH
River Cherry	ERY
Rubber Ducky	ERK
Sand	ESA
Sky Blue	ESK
Sterling Ash	EAZ
Surf's Up	ESP
Twilight Shadow	ETI
Ultra Blue	EUB
Warm Grey	EWG
Windsor Mahogany	EWY
Zesty Lime	EZL

Edge color selection will apply to the trim, edge, PowerUp module and crank grommet. Trim color does not apply to the membrane edge selection.

Woodgrain edge=crank grommet. Crank handle is Black only.

Edge Color for EP Edge

Black edge/PowerUp	EBL
Blue Grey edge/PowerUp	EGR
Cool Grey edge/PowerUp	ECG
Flannel edge/PowerUp	EFN
Light Tone edge/PowerUp	ELG
Misty Brown edge/PowerUp	EMY
Sand edge/PowerUp	ESA
Warm Grey edge/PowerUp	EWG

Edge Color for KN Edge

Black edge/PowerUp	EBL
Blue Grey edge/PowerUp	EGR
Cool Grey edge/PowerUp	ECG
Earthen Clay edge/Black PowerUp	EEY
Everglade Shade edge/Black PowerUp	EEV
Flannel edge/PowerUp	EFN
Frosty White edge/Light Tone PowerUp	EFW
Hazy Jade edge/Black PowerUp	EHJ
Light Tone edge/PowerUp	ELG
Misty Brown edge/PowerUp	EMY
Sand edge/PowerUp	ESA
Twilight Shadow edge/Black PowerUp	ETI
Warm Grey edge/PowerUp	EWG

Edge color selection will apply to the trim, edge, PowerUp module and crank grommet. Trim color does not apply to the membrane edge selection.

Crank handle is Black only.

Edge Color for MP Edge

New Rock Maple	MNR
Speckled Grey	MGS
Speckled Sand	MNS

The membrane color sections are only available on membrane edges (MP).

Worksurface Base Finish and Electrical Base Finish

Black w/black trough	BL
Blue Grey w/blue grey trough	GR
Champagne Metallic w/light tone trough	CM
Cool Grey w/cool grey trough	CG
Espresso Metallic w/black trough	EX
Flannel w/black trough	FN
Light Tone w/light tone trough	LG
Misty Brown w/misty brown trough	MY
Sand w/sand trough	SA
Starlight Silver w/warm grey trough	SX
Warm Grey w/warm grey trough	WG

PowerUp module will match base color.

Balance Overhead Storage Upper Door Color

Black	UBL
Blue Grey	UGR
Cool Grey	UCG
Light Tone	ULG
Misty Brown	UMY
Sand	USA
Translucent	UTR
Warm Grey	UWG

Balance Overhead Storage Edge Color for Laminate Door

Black laminate door edge	EBL
Blue Grey laminate door edge	EGR
Cool Grey laminate door edge	ECG
Light Tone laminate door edge	ELG
Misty Brown laminate door edge	EMY
Sand laminate door edge	ESA
Warm Grey laminate door edge	EWG

Balance Overhead Storage Paint Color

Black	BL
Blue Grey	GR
Bronze Metallic	ZM
Cayenne	CY
Champagne Metallic	CM
Cool Grey	CG
Cottonwood	CO
Earthen Clay	EY
Espresso Metallic	EX
Everglade Shadow	EV
Flannel	FN
Glitz Metallic	GZ
Hazy Jade	HJ
Honey Bee	HY
Light Tone	LG
Misty Brown	MY
Nordic	ND
Sand	SA
Starlight Silver Metallic	SX
Twilight Shadow	TI
Warm Grey	WG

Universal Overhead Storage and Accessories Paint Color

Black	BL
Blue Grey	GR
Champagne Metallic	CM
Espresso Metallic	EX
Light Tone	LG
Sand	SA
Starlight Silver Metallic	SX
Warm Grey	WG
Cool Grey	CG
Misty Brown	MY

Paper Management Trim Color

Black	BL
Blue Grey	GR
Clear	CL
Cool Grey	CG
Light Tone	LG
Misty Brown	MY
Sand	SA
Warm Grey	WG

Privacy Screens Paint Color

Black	BL
Blue Grey	GR
Champagne Metallic	CM
Cool Grey	CG
Earthen Clay	EY
Espresso Metallic	EX
Everglade Shadow	EV
Flannel	FN
Hazy Jade	HJ
Honey Bee	HY
Light Tone	LG
Misty Brown	MY
Sand	SA
Starlight Silver Metallic	SX
Twilight Shadow	TI
Warm Grey	WG

Electrical Door Color

Black	DBL
Blue Grey	DGR
Light Tone	DLG
Sand	DSA
Warm Grey	DWG

Electrical Receptacle Color

Black	BL
Blue Grey	GR
Cool Grey	CG
Light Tone	LG
Misty Brown	MY
Sand	SA
Warm Grey	WG

Balance and Universal Overheads Lock Color

Black	BLL
Satin Chrome	SCL

Genesis® Worksurfaces
Basic Rectangular

KI

Genesis® Worksurfaces
Basic Rectangular



GSTR

Fixed Height

- Rectangular surface with straight front
- Fixed height at 29”
- Adjustable glides

	MODEL NUMBER														
D x W	Basic Model	Edge Style	Module Location	Modesty Panel	Wire Trough	Overhead Grommet	Trans. Legs	Base Finish	Edge Color	Surface Finish	Approx. Packaged Weight	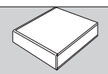 74P Edge (74P)	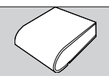 Elliptical Postformed Edge (EP)	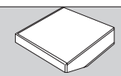 Knife Edge (KN)	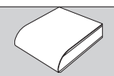 Membrane Edge (MP)	Modesty Panel add to list price	Wire Trough add to list price
24 x 30”	GSTR2430S/F	□□□	□□□	□□	□□	□□□	□□	□□	□□□	□□□	64.0#	$ 1199	$ 1243	$ 1267	$ 1267	$ 158	$ 494
24 x 36”	GSTR2436S/F	□□□	□□□	□□	□□	□□□	□□	□□	□□□	□□□	70.0#	1235	1275	1329	1329	167	545
24 x 42”	GSTR2442S/F	□□□	□□□	□□	□□	□□□	□□	□□	□□□	□□□	75.0#	1288	1332	1349	1349	178	563
24 x 48”	GSTR2448S/F	□□□	□□□	□□	□□	□□□	□□	□□	□□□	□□□	81.0#	1297	1337	1354	1354	191	642
24 x 54”	GSTR2454S/F	□□□	□□□	□□	□□	□□□	□□	□□	□□□	□□□	88.0#	1354	1396	1568	1568	199	664
24 x 60”	GSTR2460S/F	□□□	□□□	□□	□□	□□□	□□	□□	□□□	□□□	94.0#	1366	1403	1586	1586	235	684
24 x 66”	GSTR2466S/F	□□□	□□□	□□	□□	□□□	□□	□□	□□□	□□□	100.0#	1426	1461	1708	1708	242	921
24 x 72”	GSTR2472S/F	□□□	□□□	□□	□□	□□□	□□	□□	□□□	□□□	110.0#	1436	1469	1709	1709	270	949
30 x 30”	GSTR3030S/F	□□□	□□□	□□	□□	□□□	□□	□□	□□□	□□□	73.0#	1202	1255	1274	1274	158	494
30 x 36”	GSTR3036S/F	□□□	□□□	□□	□□	□□□	□□	□□	□□□	□□□	80.0#	1236	1294	1332	1332	167	545
30 x 42”	GSTR3042S/F	□□□	□□□	□□	□□	□□□	□□	□□	□□□	□□□	87.0#	1295	1328	1353	1353	178	563
30 x 48”	GSTR3048S/F	□□□	□□□	□□	□□	□□□	□□	□□	□□□	□□□	94.0#	1301	1337	1357	1357	191	642
30 x 54”	GSTR3054S/F	□□□	□□□	□□	□□	□□□	□□	□□	□□□	□□□	103.0#	1357	1423	1540	1540	199	664
30 x 60”	GSTR3060S/F	□□□	□□□	□□	□□	□□□	□□	□□	□□□	□□□	110.0#	1371	1437	1546	1546	235	684
30 x 66”	GSTR3066S/F	□□□	□□□	□□	□□	□□□	□□	□□	□□□	□□□	117.0#	1431	1496	1708	1708	242	921
30 x 72”	GSTR3072S/F	□□□	□□□	□□	□□	□□□	□□	□□	□□□	□□□	129.0#	1438	1502	1709	1709	270	949
		Ⓐ	Ⓑ	Ⓒ	Ⓓ	Ⓔ	Ⓕ	Ⓖ	Ⓗ	Ⓘ	Ⓙ						

HOW TO ORDER

Indicate the following information on order form:
1. Quantity of each item.
2. Model number, including options. See “How To Build a Model Number”.
3. Any special service required.

Note: • The □ indicates that a choice is required.
- The absence of the □ indicates that no choice is required.
- Alpha-numeric characters in place of □ indicate that no other alternatives are available.

HOW TO BUILD A MODEL NUMBER

Ⓐ Select basic model.

Ⓑ Select edge style.

74P	- 74P edge
EP	- Elliptical postformed edge
KN	- Knife edge
MP	- Membrane edge

Ⓒ Select PowerUp module location.
Select only one from the following and add the appropriate upcharge to the base price.

PUN	- No data
PUL	- Left module; add $146
PUR	- Right module; add $146
PUC	- Center module; add $146
PUB	- Both left and right modules; add $296

PUL and PUR option only available on worksurfaces 42” wide or greater. PUB option only available on 60”, 66” and 72” wide only. PUC and OGY may not both be selected for 66” and 72” wide.

Ⓓ Select modesty panel option.

NM	- No modesty panel
WM	- With modesty panel

See pricing column for full modesty panel upcharge.
Add upcharge to unit price for “WM” option.

Ⓔ Select wire trough and power option.

NW	- No wire trough
WW	- Wire trough

Add upcharge to unit price for “WW” option.

Ⓕ Select overhead grommet.

OGN	- Overhead grommets no
OGY	- Overhead grommets yes

Ⓖ Select transition legs.

TS	- No transition foot
TL	- Left transition foot
TR	- Right transition foot
TB	- Both transition feet

Ⓗ Select base finish.
Refer to the **Product Color Options** page in this price list.

Ⓘ Select edge/PowerUp module color.
Refer to the **Product Color Options** page in this price list.
Edge color offerings are based on edge style selections.

Ⓙ Select surface finish.
Refer to the **Product Color Options** page in this price list.
Surface finish offerings are based on edge style selections. Laminate finishes are only available on (74P) 74P edge, (EP) elliptical postformed edge and (KN) knife edge worksurfaces. The membrane color selections are only available on the (MP) membrane edge worksurfaces.

FINISH INFORMATION

Additional Laminate Offering
Additional laminates beyond KI standard offering, are available with two weeks extended leadtime.
To specify additional laminates, use these designators followed by the supplier’s color/pattern code:

Formica - LF/supplier’s color pattern code
Nevamar - LN/supplier’s color pattern code
Wilsonart - LW/supplier’s color pattern code

KI’s standard laminate finish is the supplier’s recommended finish for that color/pattern.
Note: Nonstandard laminates from these suppliers (example: textured laminates) require a Product Modification Request.
Contact customer service for details.

SPECIAL SERVICES

Special Carton Marking

With specially marked information	N/C

Shipping
Ships **knocked down, FOB Manitowoc, WI 54220, freight prepaid.** Freight class 100.

Specifications and prices are subject to change without prior notice.

Genesis® Worksurfaces
Basic Rectangular

KI

Genesis® Worksurfaces
Basic Rectangular



GSTR

MODEL	D x W	MODEL NUMBER: Basic Model	Edge Style	Module Location	Modesty Panel	Wire Trough	Base Finish	Edge Color	Surface Finish	Approx. Packaged Weight	74P Edge (74P)	Elliptical Postformed Edge (EP)	Knife Edge (KN)	Membrane Edge (MP)	Modesty Panel add to list price	Wire Trough add to list price
Pin Height Adjustable • Rectangular surface with straight front • Height adjusts from 24"-31" in 1" increments • Adjustable glides • Wire trough and modesty panel should not be ordered together on adjustable tables	24 x 30"	GSTR2430S/P	□□□	□□□	□□	□□	□□	□□□	□□□	66.0#	$ 1363	$ 1405	$ 1437	$ 1437	$ 158	$ 494
	24 x 36"	GSTR2436S/P	□□□	□□□	□□	□□	□□	□□□	□□□	72.0#	1398	1439	1493	1493	167	545
	24 x 42"	GSTR2442S/P	□□□	□□□	□□	□□	□□	□□□	□□□	78.0#	1453	1496	1510	1510	178	563
	24 x 48"	GSTR2448S/P	□□□	□□□	□□	□□	□□	□□□	□□□	84.0#	1458	1502	1518	1518	191	642
	24 x 54"	GSTR2454S/P	□□□	□□□	□□	□□	□□	□□□	□□□	92.0#	1540	1581	1755	1755	199	664
	24 x 60"	GSTR2460S/P	□□□	□□□	□□	□□	□□	□□□	□□□	98.0#	1550	1591	1770	1770	235	684
	24 x 66"	GSTR2466S/P	□□□	□□□	□□	□□	□□	□□□	□□□	104.0#	1612	1650	1898	1898	242	921
	24 x 72"	GSTR2472S/P	□□□	□□□	□□	□□	□□	□□□	□□□	115.0#	1616	1660	1902	1902	270	949
	30 x 30"	GSTR3030S/P	□□□	□□□	□□	□□	□□	□□□	□□□	75.0#	1367	1423	1438	1438	158	494
	30 x 36"	GSTR3036S/P	□□□	□□□	□□	□□	□□	□□□	□□□	82.0#	1399	1454	1496	1496	167	545
	30 x 42"	GSTR3042S/P	□□□	□□□	□□	□□	□□	□□□	□□□	90.0#	1455	1484	1517	1517	178	563
	30 x 48"	GSTR3048S/P	□□□	□□□	□□	□□	□□	□□□	□□□	97.0#	1464	1518	1520	1520	191	642
	30 x 54"	GSTR3054S/P	□□□	□□□	□□	□□	□□	□□□	□□□	106.0#	1542	1609	1728	1728	199	664
	30 x 60"	GSTR3060S/P	□□□	□□□	□□	□□	□□	□□□	□□□	114.0#	1557	1619	1735	1735	235	684
	30 x 66"	GSTR3066S/P	□□□	□□□	□□	□□	□□	□□□	□□□	122.0#	1614	1681	1902	1902	242	921
	30 x 72"	GSTR3072S/P	□□□	□□□	□□	□□	□□	□□□	□□□	134.0#	1621	1690	1903	1903	270	949
			Ⓐ	Ⓑ	Ⓒ	Ⓓ	Ⓔ	Ⓕ	Ⓖ	Ⓗ						

HOW TO ORDER

Indicate the following information on order form:
1. Quantity of each item.
2. Model number, including options. See "How To Build a Model Number".
3. Any special service required.

Note: • The □ indicates that a choice is required.
• The absence of the □ indicates that no choice is required.
• Alpha-numeric characters in place of □ indicate that no other alternatives are available.

HOW TO BUILD A MODEL NUMBER

Ⓐ Select basic model.

Ⓑ Select edge style.

74P	- 74P edge
EP	- Elliptical postformed edge
KN	- Knife edge
MP	- Membrane edge

Ⓒ Select PowerUp module location.
Select only one from the following and add the appropriate upcharge to the base price.

PUN	- No data
PUL	- Left module; add $146
PUR	- Right module; add $146
PUC	- Center module; add $146
PUB	- Both left and right modules; add $296

PUL and PUR option only available on worksurfaces 42" wide or greater. PUB option only available on 60", 66" and 72" wide only.

Ⓓ Select modesty panel option.

NM	- No modesty panel
WM	- With modesty panel

See pricing column for full modesty panel upcharge.
Add upcharge to unit price for "WM" option.

Ⓔ Select wire trough and power option.

NW	- No wire trough
WW	- Wire trough

Add upcharge to unit price for "WW" option.

Ⓕ Select base finish.
Refer to the **Product Color Options** page in this price list.

Ⓖ Select edge/PowerUp module color.
Refer to the **Product Color Options** page in this price list.
Edge color offerings are based on edge style selections.

Ⓗ Select surface finish.
Refer to the **Product Color Options** page in this price list.
Surface finish offerings are based on edge style selections. Laminate finishes are only available on (74P) 74P edge, (EP) elliptical postformed edge and (KN) knife edge worksurfaces. The membrane color selections are only available on the (MP) membrane edge worksurfaces.

FINISH INFORMATION

Additional Laminate Offering
Additional laminates beyond KI standard offering, are available with two weeks extended leadtime. To specify additional laminates, use these designators followed by the supplier's color/pattern code:

Formica - LF/supplier's color pattern code
Nevamar - LN/supplier's color pattern code
Wilsonart - LW/supplier's color pattern code

KI's standard laminate finish is the supplier's recommended finish for that color/pattern.
Note: Nonstandard laminates from these suppliers (example: textured laminates) require a Product Modification Request.
Contact customer service for details.

SPECIAL SERVICES

Special Carton Marking

With specially marked information	N/C

Shipping
Ships **knocked down, FOB Manitowoc, WI 54220, freight prepaid.** Freight class 100.

Specifications and prices are subject to change without prior notice.

Genesis® Worksurfaces
Basic Rectangular

KI

Genesis® Worksurfaces
Basic Rectangular



GSTR

MODEL	D x W	MODEL NUMBER: Basic Model	Edge Style	Module Location	Modesty Panel	Wire Trough	Base Finish	Edge Color	Surface Finish	Approx. Packaged Weight	74P Edge (74P)	Elliptical Postformed Edge (EP)	Knife Edge (KN)	Membrane Edge (MP)	Modesty Panel add to list price	Wire Trough add to list price
Crank Height Adjustable • Rectangular surface with straight front • Height adjusts from 22”-33” • Adjustable glides • Worksurfaces are undersized by 1/4” from side-to-side and 1/4” from back-to-front from the stated dimensions • Wire trough and modesty panel should not be ordered together on adjustable tables	24 x 30”	GSTR2430S/CR	□□□	□□□	□□	□□	□□	□□□	□□□	69.0#	$ 1693	$ 1740	$ 1763	$ 1763	$ 158	$ 494
	24 x 36”	GSTR2436S/CR	□□□	□□□	□□	□□	□□	□□□	□□□	76.0#	1729	1769	1822	1822	167	545
	24 x 42”	GSTR2442S/CR	□□□	□□□	□□	□□	□□	□□□	□□□	82.0#	1785	1826	1843	1843	178	563
	24 x 48”	GSTR2448S/CR	□□□	□□□	□□	□□	□□	□□□	□□□	89.0#	1789	1834	1852	1852	191	642
	24 x 54”	GSTR2454S/CR	□□□	□□□	□□	□□	□□	□□□	□□□	96.0#	1852	1892	2064	2064	199	664
	24 x 60”	GSTR2460S/CR	□□□	□□□	□□	□□	□□	□□□	□□□	103.0#	1861	1904	2080	2080	235	684
	24 x 66”	GSTR2466S/CR	□□□	□□□	□□	□□	□□	□□□	□□□	109.0#	1918	1960	2206	2206	242	921
	24 x 72”	GSTR2472S/CR	□□□	□□□	□□	□□	□□	□□□	□□□	121.0#	1924	1964	2207	2207	270	949
	30 x 30”	GSTR3030S/CR	□□□	□□□	□□	□□	□□	□□□	□□□	78.0#	1695	1753	1767	1767	158	494
	30 x 36”	GSTR3036S/CR	□□□	□□□	□□	□□	□□	□□□	□□□	86.0#	1731	1786	1826	1826	167	545
	30 x 42”	GSTR3042S/CR	□□□	□□□	□□	□□	□□	□□□	□□□	94.0#	1788	1813	1851	1851	178	563
	30 x 48”	GSTR3048S/CR	□□□	□□□	□□	□□	□□	□□□	□□□	102.0#	1797	1829	1855	1855	191	642
	30 x 54”	GSTR3054S/CR	□□□	□□□	□□	□□	□□	□□□	□□□	111.0#	1855	1916	2035	2035	199	664
	30 x 60”	GSTR3060S/CR	□□□	□□□	□□	□□	□□	□□□	□□□	119.0#	1865	1928	2043	2043	235	684
	30 x 66”	GSTR3066S/CR	□□□	□□□	□□	□□	□□	□□□	□□□	127.0#	1921	1991	2207	2207	242	921
	30 x 72”	GSTR3072S/CR	□□□	□□□	□□	□□	□□	□□□	□□□	140.0#	1929	1997	2209	2209	270	949
			Ⓐ	Ⓑ	Ⓒ	Ⓓ	Ⓔ	Ⓕ	Ⓖ	Ⓗ							

HOW TO ORDER

Indicate the following information on order form:
1. Quantity of each item.
2. Model number, including options. See “How To Build a Model Number”.
3. Any special service required.

Note: • The □ indicates that a choice is required.
- The absence of the □ indicates that no choice is required.
- Alpha-numeric characters in place of □ indicate that no other alternatives are available.

HOW TO BUILD A MODEL NUMBER

Ⓐ Select basic model.

Ⓑ Select edge style.

74P	- 74P edge
EP	- Elliptical postformed edge
KN	- Knife edge
MP	- Membrane edge

Ⓒ Select PowerUp module location.
Select only one from the following and add the appropriate upcharge to the base price.

PUN	- No data
PUL	- Left module; add $146
PUR	- Right module; add $146
PUC	- Center module; add $146
PUB	- Both left and right modules; add $296

PUL and PUR option only available on worksurfaces 42” wide or greater. PUB option only available on 60”, 66” and 72” wide only.

Ⓓ Select modesty panel option.

NM	- No modesty panel
WM	- With modesty panel

See pricing column for full modesty panel upcharge.
Add upcharge to unit price for “WM” option.

Ⓔ Select wire trough and power option.

NW	- No wire trough
WW	- Wire trough

Add upcharge to unit price for “WW” option.

Ⓕ Select base finish.
Refer to the **Product Color Options** page in this price list.

Ⓖ Select edge/PowerUp module color.
Refer to the **Product Color Options** page in this price list.
Edge color offerings are based on edge style selections.

Ⓗ Select surface finish.
Refer to the **Product Color Options** page in this price list.
Surface finish offerings are based on edge style selections. Laminate finishes are only available on (74P) 74P edge, (EP) elliptical postformed edge and (KN) knife edge worksurfaces. The membrane color selections are only available on the (MP) membrane edge worksurfaces.

FINISH INFORMATION

Additional Laminate Offering
Additional laminates beyond KI standard offering, are available with two weeks extended leadtime. To specify additional laminates, use these designators followed by the supplier’s color/pattern code:

Formica - LF/supplier’s color pattern code
Nevamar - LN/supplier’s color pattern code
Wilsonart - LW/supplier’s color pattern code

KI’s standard laminate finish is the supplier’s recommended finish for that color/pattern.
Note: Nonstandard laminates from these suppliers (example: textured laminates) require a Product Modification Request.
Contact customer service for details.

SPECIAL SERVICES

Special Carton Marking

With specially marked information	N/C

Shipping
Ships **knocked down, FOB Manitowoc, WI 54220, freight prepaid.** Freight class 100.

Specifications and prices are subject to change without prior notice.

Genesis® Worksurfaces
Basic Rectangular

Genesis® Worksurfaces
Basic Rectangular

	MODEL	D x W	MODEL NUMBER: Basic Model	Edge Style	Module Location	Modesty Panel	Wire Trough	Base Finish	Edge Color	Surface Finish	Approx. Packaged Weight	74P Edge (74P)	Elliptical Postformed Edge (EP)	Knife Edge (KN)	Membrane Edge (MP)	Modesty Panel add to list price	Wire Trough add to list price
 GSTR	**Crank Sit/Stand Height Adjustable** • Rectangular surface with straight front • Height adjusts from 27”-43” • Adjustable glides • Worksurfaces are undersized by 1/4” from side-to-side • Wire trough and modesty panel should not be ordered together on adjustable tables	24 x 30”	GSTR2430SS/CR	□□□	□□□	□□	□□	□□	□□□	□□□	74.0#	$ 1907	$ 1953	$ 1975	$ 1975	$ 158	$ 494
		24 x 36”	GSTR2436SS/CR	□□□	□□□	□□	□□	□□	□□□	□□□	81.0#	1936	1982	2035	2035	167	545
		24 x 42”	GSTR2442SS/CR	□□□	□□□	□□	□□	□□	□□□	□□□	87.0#	1997	2039	2056	2056	178	563
		24 x 48”	GSTR2448SS/CR	□□□	□□□	□□	□□	□□	□□□	□□□	94.0#	2003	2044	2063	2063	191	642
		24 x 54”	GSTR2454SS/CR	□□□	□□□	□□	□□	□□	□□□	□□□	101.0#	2063	2103	2276	2276	199	664
		24 x 60”	GSTR2460SS/CR	□□□	□□□	□□	□□	□□	□□□	□□□	108.0#	2075	2114	2290	2290	235	684
		24 x 66”	GSTR2466SS/CR	□□□	□□□	□□	□□	□□	□□□	□□□	114.0#	2131	2168	2415	2415	242	921
		24 x 72”	GSTR2472SS/CR	□□□	□□□	□□	□□	□□	□□□	□□□	126.0#	2141	2173	2416	2416	270	949
		30 x 30”	GSTR3030SS/CR	□□□	□□□	□□	□□	□□	□□□	□□□	83.0#	1910	1964	1979	1979	158	494
		30 x 36”	GSTR3036SS/CR	□□□	□□□	□□	□□	□□	□□□	□□□	91.0#	1939	1998	2039	2039	167	545
		30 x 42”	GSTR3042SS/CR	□□□	□□□	□□	□□	□□	□□□	□□□	99.0#	1999	2030	2060	2060	178	563
		30 x 48”	GSTR3048SS/CR	□□□	□□□	□□	□□	□□	□□□	□□□	107.0#	2006	2050	2065	2065	191	642
		30 x 54”	GSTR3054SS/CR	□□□	□□□	□□	□□	□□	□□□	□□□	116.0#	2065	2129	2246	2246	199	664
		30 x 60”	GSTR3060SS/CR	□□□	□□□	□□	□□	□□	□□□	□□□	124.0#	2078	2143	2255	2255	235	684
		30 x 66”	GSTR3066SS/CR	□□□	□□□	□□	□□	□□	□□□	□□□	132.0#	2135	2203	2416	2416	242	921
		30 x 72”	GSTR3072SS/CR	□□□	□□□	□□	□□	□□	□□□	□□□	144.0#	2145	2209	2422	2422	270	949
				Ⓐ	Ⓑ	Ⓒ	Ⓓ	Ⓔ	Ⓕ	Ⓖ	Ⓗ						

HOW TO ORDER

Indicate the following information on order form:
1. Quantity of each item.
2. Model number, including options. See “How To Build a Model Number”.
3. Any special service required.

Note: • The □ indicates that a choice is required.
- The absence of the □ indicates that no choice is required.
- Alpha-numeric characters in place of □ indicate that no other alternatives are available.

HOW TO BUILD A MODEL NUMBER

Ⓐ Select basic model.

Ⓑ Select edge style.

74P	- 74P edge
EP	- Elliptical postformed edge
KN	- Knife edge
MP	- Membrane edge

Ⓒ Select PowerUp module location.
Select only one from the following and add the appropriate upcharge to the base price.

PUN	- No data
PUL	- Left module; add $146
PUR	- Right module; add $146
PUC	- Center module; add $146
PUB	- Both left and right modules; add $296

PUL and PUR option only available on worksurfaces 42” wide or greater. PUB option only available on 60”, 66” and 72” wide only.

Ⓓ Select modesty panel option.

NM	- No modesty panel
WM	- With modesty panel

See pricing column for full modesty panel upcharge.
Add upcharge to unit price for “WM” option.

Ⓔ Select wire trough and power option.

NW	- No wire trough
WW	- Wire trough

Add upcharge to unit price for “WW” option.

Ⓕ Select base finish.
Refer to the **Product Color Options** page in this price list.

Ⓖ Select edge/PowerUp module color.
Refer to the **Product Color Options** page in this price list.
Edge color offerings are based on edge style selections.

Ⓗ Select surface finish.
Refer to the **Product Color Options** page in this price list.
Surface finish offerings are based on edge style selections. Laminate finishes are only available on (74P) 74P edge, (EP) elliptical postformed edge and (KN) knife edge worksurfaces. The membrane color selections are only available on the (MP) membrane edge worksurfaces.

FINISH INFORMATION

Additional Laminate Offering
Additional laminates beyond KI standard offering, are available with two weeks extended leadtime. To specify additional laminates, use these designators followed by the supplier’s color/pattern code:

Formica - LF/supplier’s color pattern code
Nevamar - LN/supplier’s color pattern code
Wilsonart - LW/supplier’s color pattern code

KI’s standard laminate finish is the supplier’s recommended finish for that color/pattern.
Note: Nonstandard laminates from these suppliers (example: textured laminates) require a Product Modification Request.
Contact customer service for details.

SPECIAL SERVICES

Special Carton Marking

With specially marked information	N/C

Shipping
Ships **knocked down, FOB Manitowoc, WI 54220, freight prepaid.** Freight class 100.

Specifications and prices are subject to change without prior notice.

Genesis® Worksurfaces
Basic Rectangular

Genesis® Worksurfaces
Basic Rectangular

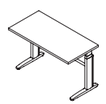

GSRE

MODEL	D x W	MODEL NUMBER: Basic Model	Edge Style	Electrical Control	Module Location	Modesty Panel	Wire Trough	Base Finish	Edge Color	Surface Finish	Approx. Packaged Weight	74P Edge (74P)	Elliptical Postformed Edge (EP)	Knife Edge (KN)	Membrane Edge (MP)	Modesty Panel add to list price	Wire Trough add to list price
Electric Height Adjustable Single • Rectangular surface with straight front • Height adjusts from 24"-51" • Standard or deluxe up/down switch • Adjustable glides • Worksurfaces are undersized by 1-1/4" from side-to-side and 1/2" from back-to-front from the stated dimensions • Wire trough and modesty panel should not be ordered together on adjustable tables	24 x 36"	GSRE2436S	□□□	□	□□□	□□	□□	□□	□□□	□□□	97.0#	$ 3248	$ 3293	$ 3346	$ 3346	$ 167	$ 545
	24 x 42"	GSRE2442S	□□□	□	□□□	□□	□□	□□	□□□	□□□	104.0#	3329	3368	3385	3385	178	563
	24 x 48"	GSRE2448S	□□□	□	□□□	□□	□□	□□	□□□	□□□	110.0#	3356	3402	3412	3412	191	642
	24 x 54"	GSRE2454S	□□□	□	□□□	□□	□□	□□	□□□	□□□	117.0#	3447	3491	3642	3642	199	664
	24 x 60"	GSRE2460S	□□□	□	□□□	□□	□□	□□	□□□	□□□	123.0#	3469	3507	3649	3649	235	684
	30 x 36"	GSRE3036S	□□□	□	□□□	□□	□□	□□	□□□	□□□	108.0#	3251	3308	3350	3350	167	545
	30 x 42"	GSRE3042S	□□□	□	□□□	□□	□□	□□	□□□	□□□	116.0#	3333	3369	3394	3394	178	563
	30 x 48"	GSRE3048S	□□□	□	□□□	□□	□□	□□	□□□	□□□	123.0#	3362	3409	3414	3414	191	642
	30 x 54"	GSRE3054S	□□□	□	□□□	□□	□□	□□	□□□	□□□	132.0#	3450	3520	3660	3660	199	664
	30 x 60"	GSRE3060S	□□□	□	□□□	□□	□□	□□	□□□	□□□	140.0#	3473	3533	3685	3685	235	684
			Ⓐ	Ⓑ	Ⓒ	Ⓓ	Ⓔ	Ⓕ	Ⓖ	Ⓗ	Ⓘ						

HOW TO ORDER

Indicate the following information on order form:
1. Quantity of each item.
2. Model number, including options. See "How To Build a Model Number".
3. Any special service required.

Note: • The □ indicates that a choice is required.
- The absence of the □ indicates that no choice is required.
- Alpha-numeric characters in place of □ indicate that no other alternatives are available.

HOW TO BUILD A MODEL NUMBER

Ⓐ Select basic model.

Ⓑ Select edge style.

74P	- 74P edge
EP	- Elliptical postformed edge
KN	- Knife edge
MP	- Membrane edge

Ⓒ Select control style

S	- Standard up/down switch
D	- Deluxe up/down switch; add $152

Ⓓ Select PowerUp module location.
Select only one from the following and add the appropriate upcharge to the base price.

PUN	- No data
PUL	- Left module; add $146
PUR	- Right module; add $146
PUC	- Center module; add $146
PUB	- Both left and right modules; add $296

PUL and PUR option only available on worksurfaces 42" wide or greater. PUB option only available on 60", 66" and 72" wide only.

Ⓔ Select modesty panel option.

NM	- No modesty panel
WM	- With modesty panel

See pricing column for full modesty panel upcharge.
Add upcharge to unit price for "WM" option.

Ⓕ Select wire trough and power option.

NW	- No wire trough
WW	- Wire trough

Add upcharge to unit price for "WW" option.

Ⓖ Select base finish.
Refer to the **Product Color Options** page in this price list.

Ⓗ Select edge/PowerUp module color.
Refer to the **Product Color Options** page in this price list.
Edge color offerings are based on edge style selections.

Ⓘ Select surface finish.
Refer to the **Product Color Options** page in this price list.
Surface finish offerings are based on edge style selections. Laminate finishes are only available on (74P) 74P edge, (EP) elliptical postformed edge and (KN) knife edge worksurfaces. The membrane color selections are only available on the (MP) membrane edge worksurfaces.

FINISH INFORMATION

Additional Laminate Offering
Additional laminates beyond KI standard offering, are available with two weeks extended leadtime.
To specify additional laminates, use these designators followed by the supplier's color/pattern code:

Formica - LF/supplier's color pattern code
Nevamar - LN/supplier's color pattern code
Wilsonart - LW/supplier's color pattern code

KI's standard laminate finish is the supplier's recommended finish for that color/pattern.
Note: Nonstandard laminates from these suppliers (example: textured laminates) require a Product Modification Request.
Contact customer service for details.

SPECIAL SERVICES

Special Carton Marking

With specially marked information	N/C

Shipping
Ships **knocked down, FOB Manitowoc, WI 54220, freight prepaid.** Freight class 100.

Specifications and prices are subject to change without prior notice.

Genesis® Worksurfaces
Tripod Corner Fixed Height

KI

Genesis® Worksurfaces
Tripod Corner Fixed Height

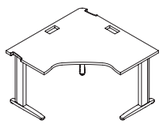

GCCT

Tripod Corner Fixed Height

- Corner surface with cockpit front
- Three-legged table base
- Fixed height at 29"
- Adjustable glides

	MODEL NUMBER																						
	D x W x W x D	Basic Model	Edge Style	Module Location	Modesty Panel	Wire Trough	Overhead Grommet	Trans. Legs	Base Finish	Edge Color	Surface Finish	Approx. Packaged Weight	74P Edge (74P)	Knife Edge (KN)	Membrane Edge (MP)	LH Modesty Panel add to list price	RH Modesty Panel add to list price	Both Modesty Panels add to list price	Left Wire Trough add to list price	Right Wire Trough add to list price	Both Wire Troughs add to list price
	24 x 36 x 36 x 24"	GCCT24363624S/F	□□□	□□□	□□	□□	□□□	□□	□□	□□□	□□□	88.0#	$ 1728	$ 1863	$ 1863	$ 232	$ 232	$ 466	$ 537	$ 537	$ 1079
	24 x 42 x 42 x 24"	GCCT24424224S/F	□□□	□□□	□□	□□	□□□	□□	□□	□□□	□□□	103.0#	1813	1957	1957	241	241	485	583	583	1165
	24 x 48 x 48 x 24"	GCCT24484824S/F	□□□	□□□	□□	□□	□□□	□□	□□	□□□	□□□	119.0#	1905	2043	2043	251	251	506	655	655	1307
	24 x 54 x 54 x 24"	GCCT24545424S/F	□□□	□□□	□□	□□	□□□	□□	□□	□□□	□□□	136.0#	2104	2226	N/A	267	267	531	679	679	1357
	30 x 42 x 42 x 30"	GCCT30424230S/F	□□□	□□□	□□	□□	□□□	□□	□□	□□□	□□□	109.0#	1813	2021	2021	241	241	485	583	583	1165
	30 x 48 x 48 x 30"	GCCT30484830S/F	□□□	□□□	□□	□□	□□□	□□	□□	□□□	□□□	127.0#	1905	2108	2108	251	251	506	655	655	1307
	30 x 54 x 54 x 30"	GCCT30545430S/F	□□□	□□□	□□	□□	□□□	□□	□□	□□□	□□□	145.0#	2104	2262	N/A	267	267	531	679	679	1357
			Ⓐ	Ⓑ	Ⓒ	Ⓓ	Ⓔ	Ⓕ	Ⓖ	Ⓗ	Ⓘ	Ⓙ										

HOW TO ORDER

Indicate the following information on order form:
1. Quantity of each item.
2. Model number, including options. See "How To Build a Model Number".
3. Any special service required.

Note: • The □ indicates that a choice is required.
- The absence of the □ indicates that no choice is required.
- Alpha-numeric characters in place of □ indicate that no other alternatives are available.

HOW TO BUILD A MODEL NUMBER

Ⓐ Select basic model.

Ⓑ Select edge style.

74P	- 74P edge
KN	- Knife edge
MP	- Membrane edge

Ⓒ Select PowerUp module location.
Select only one from the following and add the appropriate upcharge to the base price.

PUN	- No data
PUL	- Left module; add $146
PUR	- Right module; add $146
PUB	- Both left and right modules; add $296

Ⓓ Select modesty panel option.

NM	- No modesty panel
LM	- LH modesty only
RM	- RH modesty only
WM	- Both modesty panels

See pricing column for full modesty panel upcharge.
Add upcharge to unit price for "LM", "RM" and "WM" options.

Ⓔ Select wire trough and power option.

NW	- No wire trough
WL	- Wire trough LH only
WR	- Wire trough RH only
WW	- Wire trough Both

Add upcharge to unit price for "WL", "WR" and "WW" options.

Ⓕ Select overhead grommet.

OGN	- Overhead grommets no
OGL	- Overhead grommets left
OGR	- Overhead grommets right

Ⓖ Select transition legs.

TS	- No transition foot
TL	- Left transition foot
TR	- Right transition foot
TB	- Both transition feet

Ⓗ Select base finish.
Refer to the **Product Color Options** page in this price list.

Ⓘ Select edge/PowerUp/crank grommet color.
Refer to the **Product Color Options** page in this price list.
Edge color offerings are based on edge style selections. The color selection will apply to the trim, edge, PowerUp module and crank grommet. Trim color doesn't apply to the membrane edge selection.

Ⓙ Select surface finish.
Refer to the **Product Color Options** page in this price list.
Surface finish offerings are based on edge style selections. Laminate finishes are only available on (74P) 74P edge and (KN) knife edge worksurfaces. The membrane color selections are only available on the (MP) membrane edge worksurfaces.

FINISH INFORMATION

Additional Laminate Offering
Additional laminates beyond KI standard offering, are available with two weeks extended leadtime.
To specify additional laminates, use these designators followed by the supplier's color/pattern code:

Formica - LF/supplier's color pattern code
Nevamar - LN/supplier's color pattern code
Wilsonart - LW/supplier's color pattern code

KI's standard laminate finish is the supplier's recommended finish for that color/pattern.
Note: Nonstandard laminates from these suppliers (example: textured laminates) require a Product Modification Request.
Contact customer service for details.

SPECIAL SERVICES

Special Carton Marking

With specially marked information	N/C

Shipping
Ships **knocked down, FOB Manitowoc, WI 54220, freight prepaid.** Freight class 100.

Specifications and prices are subject to change without prior notice.

Genesis® Worksurfaces
Tripod Corner Pin and Crank Height Adjustable

KI

Genesis® Worksurfaces
Tripod Corner Pin and Crank Height Adjustable

	D x W x W x D	MODEL NUMBER Basic Model	Edge Style	Module Location	Modesty Panel	Wire Trough	Base Finish	Edge Color	Surface Finish	Approx. Packaged Weight	74P Edge (74P)	Knife Edge (KN)	Membrane Edge (MP)	LH Modesty Panel add to list price	RH Modesty Panel add to list price	Both Modesty Panels add to list price	Left Wire Trough add to list price	Right Wire Trough add to list price	Both Wire Troughs add to list price
 GCCT	24 x 42 x 42 x 24”	GCCT24424224S/P	□□□	□□□	□□	□□	□□	□□□	□□□	108.0#	$ 2082	$ 2222	$ 2222	$ 241	$ 241	$ 485	$ 583	$ 583	$ 1165
	24 x 48 x 48 x 24”	GCCT24484824S/P	□□□	□□□	□□	□□	□□	□□□	□□□	125.0#	2170	2313	2313	251	251	506	655	655	1307
	24 x 54 x 54 x 24”	GCCT24545424S/P	□□□	□□□	□□	□□	□□	□□□	□□□	143.0#	2375	2497	N/A	267	267	531	679	679	1357
	30 x 42 x 42 x 30”	GCCT30424230S/P	□□□	□□□	□□	□□	□□	□□□	□□□	114.0#	2082	2289	2289	241	241	485	583	583	1165
	30 x 48 x 48 x 30”	GCCT30484830S/P	□□□	□□□	□□	□□	□□	□□□	□□□	133.0#	2170	2377	2377	251	251	506	655	655	1307
	30 x 54 x 54 x 30”	GCCT30545430S/P	□□□	□□□	□□	□□	□□	□□□	□□□	152.0#	2375	2566	N/A	267	267	531	679	679	1357
Tripod Corner Pin Height Adjustable																			
• Corner surface with cockpit front • Three-legged table base • Height adjusts from 24”-31” in 1” increments • Adjustable glides • Wire trough and modesty panel should not be ordered together on adjustable tables																			
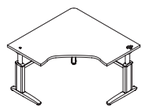 GCCT	24 x 42 x 42 x 24”	GCCT24424224S/CR	□□□	□□□	□□	□□	□□	□□□	□□□	115.0#	$ 2586	$ 2728	$ 2728	$ 241	$ 241	$ 485	$ 583	$ 583	$ 1165
	24 x 48 x 48 x 24”	GCCT24484824S/CR	□□□	□□□	□□	□□	□□	□□□	□□□	132.0#	2682	2819	2819	251	251	506	655	655	1307
	24 x 54 x 54 x 24”	GCCT24545424S/CR	□□□	□□□	□□	□□	□□	□□□	□□□	150.0#	2881	3003	N/A	267	267	531	679	679	1357
	30 x 42 x 42 x 30”	GCCT30424230S/CR	□□□	□□□	□□	□□	□□	□□□	□□□	121.0#	2586	2795	2795	241	241	485	583	583	1165
	30 x 48 x 48 x 30”	GCCT30484830S/CR	□□□	□□□	□□	□□	□□	□□□	□□□	140.0#	2682	2886	2886	251	251	506	655	655	1307
	30 x 54 x 54 x 30”	GCCT30545430S/CR	□□□	□□□	□□	□□	□□	□□□	□□□	160.0#	2881	3067	N/A	267	267	531	679	679	1357
Tripod Corner Crank Height Adjustable																			
• Corner surface with cockpit front • Three-legged table base • Height adjusts from 22”-33” • Adjustable glides • Worksurfaces are undersized by 1/4” from side-to-side and 1/4” from back-to-front from the stated dimensions • Wire trough and modesty panel should not be ordered together on adjustable tables																			

Ⓐ Ⓑ Ⓒ Ⓓ Ⓔ Ⓕ Ⓖ Ⓗ

HOW TO ORDER

Indicate the following information on order form:
1. Quantity of each item.
2. Model number, including options. See “How To Build a Model Number”.
3. Any special service required.

Note: • The □ indicates that a choice is required.
- The absence of the □ indicates that no choice is required.
- Alpha-numeric characters in place of □ indicate that no other alternatives are available.

HOW TO BUILD A MODEL NUMBER

Ⓐ Select basic model.

Ⓑ Select edge style.

74P	- 74P edge
KN	- Knife edge
MP	- Membrane edge

Ⓒ Select PowerUp module location.
Select only one from the following and add the appropriate upcharge to the base price.

PUN	- No data
PUL	- Left module; add $146
PUR	- Right module; add $146
PUB	- Both left and right modules; add $296

Ⓓ Select modesty panel option.

NM	- No modesty panel
LM	- LH modesty only
RM	- RH modesty only
WM	- Both modesty panels

See pricing column for full modesty panel upcharge.
Add upcharge to unit price for “LM”, “RM” and “WM” options.

Ⓔ Select wire trough and power option.

NW	- No wire trough
WL	- Wire trough LH only
WR	- Wire trough RH only
WW	- Wire trough Both

Add upcharge to unit price for “WL”, “WR” and “WW” options.

Ⓕ Select base finish.
Refer to the **Product Color Options** page in this price list.

Ⓖ Select edge/PowerUp/crank grommet color.
Refer to the **Product Color Options** page in this price list.
Edge color offerings are based on edge style selections. The color selection will apply to the trim, edge, PowerUp module and crank grommet. Trim color doesn’t apply to the membrane edge selection.

Ⓗ Select surface finish.
Refer to the **Product Color Options** page in this price list.
Surface finish offerings are based on edge style selections. Laminate finishes are only available on (74P) 74P edge and (KN) knife edge worksurfaces. The membrane color selections are only available on the (MP) membrane edge worksurfaces.

FINISH INFORMATION

Additional Laminate Offering
Additional laminates beyond KI standard offering, are available with two weeks extended leadtime.
To specify additional laminates, use these designators followed by the supplier’s color/pattern code:

Formica - LF/supplier’s color pattern code
Nevamar - LN/supplier’s color pattern code
Wilsonart - LW/supplier’s color pattern code

KI’s standard laminate finish is the supplier’s recommended finish for that color/pattern.
Note: Nonstandard laminates from these suppliers (example: textured laminates) require a Product Modification Request.
Contact customer service for details.

SPECIAL SERVICES

Special Carton Marking

With specially marked information	N/C

Shipping
Ships **knocked down, FOB Manitowoc, WI 54220, freight prepaid.** Freight class 100.

Specifications and prices are subject to change without prior notice.

Genesis® Worksurfaces
Tripod Corner Electric Height Adjustable

KI

Genesis® Worksurfaces
Tripod Corner Electric Height Adjustable

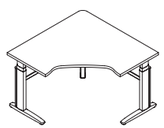

GCTE

Tripod Corner Electric Height Adjustable Single

- Corner surface with cockpit front
- Three-legged table base
- Height adjusts from 24”-51”
- Standard or deluxe up/down switch
- Adjustable glides
- Worksurfaces are undersized by 1-1/4” from side-to-side and 1/2” from back-to-front from the stated dimensions
- Wire trough and modesty panel should not be ordered together on adjustable tables

	MODEL NUMBER												
D x W x W x D	Basic Model	Edge Style	Electrical Control	Module Location	Modesty Panel	Wire Trough	Base Finish	Edge Color	Surface Finish	Approx. Packaged Weight	74P Edge (74P)	Knife Edge (KN)	Membrane Edge (MP)
24 x 42 x 42 x 24”	GCTE24424224S	□□□	□	□□□	□□	□□	□□	□□□	□□□	136.0#	$ 5180	$ 5272	$ 5272
24 x 48 x 48 x 24”	GCTE24484824S	□□□	□	□□□	□□	□□	□□	□□□	□□□	153.0#	5223	5361	5361
24 x 54 x 54 x 24”	GCTE24545424S	□□□	□	□□□	□□	□□	□□	□□□	□□□	171.0#	5117	5393	N/A
30 x 42 x 42 x 30”	GCTE30424230S	□□□	□	□□□	□□	□□	□□	□□□	□□□	143.0#	5091	5342	5342
30 x 48 x 48 x 30”	GCTE30484830S	□□□	□	□□□	□□	□□	□□	□□□	□□□	161.0#	5135	5432	5432
30 x 54 x 54 x 30”	GCTE30545430S	□□□	□	□□□	□□	□□	□□	□□□	□□□	180.0#	5178	5448	N/A
		Ⓐ	Ⓑ	Ⓒ	Ⓓ	Ⓔ	Ⓕ	Ⓖ	Ⓗ	Ⓘ			

LH Modesty Panel add to list price	RH Modesty Panel add to list price	Both Modesty Panels add to list price	Left Wire Trough add to list price	Right Wire Trough add to list price	Both Wire Troughs add to list price
$ 241	$ 241	$ 485	$ 583	$ 583	$ 1165
251	251	506	655	655	1307
267	267	531	679	679	1357
241	241	485	583	583	1165
251	251	506	655	655	1307
267	267	531	679	679	1357

HOW TO ORDER

Indicate the following information on order form:
1. Quantity of each item.
2. Model number, including options. See “How To Build a Model Number”.
3. Any special service required.

Note: • The □ indicates that a choice is required.
- The absence of the □ indicates that no choice is required.
- Alpha-numeric characters in place of □ indicate that no other alternatives are available.

HOW TO BUILD A MODEL NUMBER

Ⓐ Select basic model.

Ⓑ Select edge style.

74P	- 74P edge
KN	- Knife edge
MP	- Membrane edge

Ⓒ Select electric control style.

S	- Standard up/down switch
D	- Deluxe up/down switch; add $152

Ⓓ Select PowerUp module location.
Select only one from the following and add the appropriate upcharge to the base price.

PUN	- No data
PUL	- Left module; add $146
PUR	- Right module; add $146
PUB	- Both left and right modules; add $296

Ⓔ Select modesty panel option.

NM	- No modesty panel
LM	- LH modesty only
RM	- RH modesty only
WM	- Both modesty panels

See pricing column for full modesty panel upcharge.
Add upcharge to unit price for “LM”, “RM” and “WM” options.

Ⓕ Select wire trough and power option.

NW	- No wire trough
WL	- Wire trough LH only
WR	- Wire trough RH only
WW	- Wire trough Both

Add upcharge to unit price for “WL”, “WR” and “WW” options.

Ⓖ Select base finish.
Refer to the **Product Color Options** page in this price list.

Ⓗ Select edge/PowerUp color.
Refer to the **Product Color Options** page in this price list.
Edge color offerings are based on edge style selections. The color selection will apply to the trim, edge and PowerUp module. Trim color doesn’t apply to the membrane edge selection.

Ⓘ Select surface finish.
Refer to the **Product Color Options** page in this price list.
Surface finish offerings are based on edge style selections. Laminate finishes are only available on (74P) 74P edge and (KN) knife edge worksurfaces. The membrane color selections are only available on the (MP) membrane edge worksurfaces.

FINISH INFORMATION

Additional Laminate Offering
Additional laminates beyond KI standard offering, are available with two weeks extended leadtime.
To specify additional laminates, use these designators followed by the supplier’s color/pattern code:

Formica - LF/supplier’s color pattern code
Nevamar - LN/supplier’s color pattern code
Wilsonart - LW/supplier’s color pattern code

KI’s standard laminate finish is the supplier’s recommended finish for that color/pattern.
Note: Nonstandard laminates from these suppliers (example: textured laminates) require a Product Modification Request.
Contact customer service for details.

SPECIAL SERVICES

Special Carton Marking

With specially marked information	N/C

Shipping
Ships **knocked down, FOB Manitowoc, WI 54220, freight prepaid.** Freight class 100.

Specifications and prices are subject to change without prior notice.

Genesis® Worksurfaces
Reduction Tripod Corner Fixed Height

KI

Genesis® Worksurfaces
Reduction Tripod Corner Fixed Height

	D x W x W x D	MODEL NUMBER Basic Model	Edge Style	Module Location	Modesty Panel	Wire Trough	Overhead Grommet	Trans. Legs	Base Finish	Edge Color	Surface Finish	Approx. Packaged Weight	74P Edge (74P)	Knife Edge (KN)	Membrane Edge (MP)	LH Modesty Panel add to list price	RH Modesty Panel add to list price	Both Modesty Panels add to list price	Left Wire Trough add to list price	Right Wire Trough add to list price	Both Wire Troughs add to list price
 GCCT **Reduction Tripod Corner Fixed Height-Left** • Corner surface with cockpit front • Three-legged table base • Fixed height at 29" • Adjustable glides	24 x 42 x 42 x 30"	GCCT24424230S/F	□□□	□□□	□□	□□	□□□	□□	□□	□□□	□□□	106.0#	$ 1813	$ 2021	$ 2021	$ 241	$ 241	$ 485	$ 583	$ 583	$ 1165
	24 x 48 x 48 x 30"	GCCT24484830S/F	□□□	□□□	□□	□□	□□□	□□	□□	□□□	□□□	123.0#	1905	2108	2108	251	251	506	655	655	1307
	24 x 54 x 54 x 30"	GCCT24545430S/F	□□□	□□□	□□	□□	□□□	□□	□□	□□□	□□□	141.0#	2104	2262	N/A	267	267	531	679	679	1357
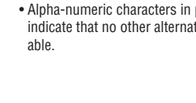 **OCR-OCL** • OCR = Overhead right • OCL = Overhead left																					
		Ⓐ	Ⓑ	Ⓒ	Ⓓ	Ⓔ	Ⓕ	Ⓖ	Ⓗ	Ⓘ	Ⓙ										

HOW TO ORDER

Indicate the following information on order form:
1. Quantity of each item.
2. Model number, including options. See "How To Build a Model Number".
3. Any special service required.

Note: • The □ indicates that a choice is required.
- The absence of the □ indicates that no choice is required.
- Alpha-numeric characters in place of □ indicate that no other alternatives are available.

HOW TO BUILD A MODEL NUMBER

Ⓐ Select basic model.

Ⓑ Select edge style.

74P	- 74P edge
KN	- Knife edge
MP	- Membrane edge

Ⓒ Select PowerUp module location.
Select only one from the following and add the appropriate upcharge to the base price.

PUN	- No data
PUL	- Left module; add $146
PUR	- Right module; add $146
PUB	- Both left and right modules; add $296

Ⓓ Select modesty panel option.

NM	- No modesty panel
LM	- LH modesty only
RM	- RH modesty only
WM	- Both modesty panels

See pricing column for full modesty panel upcharge.
Add upcharge to unit price for "LM", "RM" and "WM" options.

Ⓔ Select wire trough and power option.

NW	- No wire trough
WL	- Wire trough LH only
WR	- Wire trough RH only
WW	- Wire trough Both

Add upcharge to unit price for "WL", "WR" and "WW" options.

Ⓕ Select overhead grommet.

OGN	- Overhead grommets no
OGL	- Overhead grommets left
OGR	- Overhead grommets right

Ⓖ Select transition legs.

TS	- No transition foot
TL	- Left transition foot
TR	- Right transition foot
TB	- Both transition feet

Ⓗ Select base finish.
Refer to the **Product Color Options** page in this price list.

Ⓘ Select edge/PowerUp/crank grommet color.
Refer to the **Product Color Options** page in this price list.
Edge color offerings are based on edge style selections. The color selection will apply to the trim, edge, PowerUp module and crank grommet. Trim color doesn't apply to the membrane edge selection.

Ⓙ Select surface finish.
Refer to the **Product Color Options** page in this price list.
Surface finish offerings are based on edge style selections. Laminate finishes are only available on (74P) 74P edge and (KN) knife edge worksurfaces. The membrane color selections are only available on the (MP) membrane edge worksurfaces.

FINISH INFORMATION

Additional Laminate Offering
Additional laminates beyond KI standard offering, are available with two weeks extended leadtime. To specify additional laminates, use these designators followed by the supplier's color/pattern code:

Formica - LF/supplier's color pattern code
Nevamar - LN/supplier's color pattern code
Wilsonart - LW/supplier's color pattern code

KI's standard laminate finish is the supplier's recommended finish for that color/pattern.
Note: Nonstandard laminates from these suppliers (example: textured laminates) require a Product Modification Request.
Contact customer service for details.

SPECIAL SERVICES

Special Carton Marking

With specially marked information	N/C

Shipping
Ships **knocked down, FOB Manitowoc, WI 54220, freight prepaid.** Freight class 100.

Specifications and prices are subject to change without prior notice.

Genesis® Worksurfaces

Reduction Tripod Corner Fixed Height

Genesis® Worksurfaces

Reduction Tripod Corner Fixed Height

	D x W x W x D	MODEL NUMBER Basic Model	Edge Style	Module Location	Modesty Panel	Wire Trough	Overhead Grommet	Trans. Legs	Base Finish	Edge Color	Surface Finish	Approx. Packaged Weight	74P Edge (74P)	Knife Edge (KN)	Membrane Edge (MP)	LH Modesty Panel add to list price	RH Modesty Panel add to list price	Both Modesty Panels add to list price	Left Wire Trough add to list price	Right Wire Trough add to list price	Both Wire Troughs add to list price
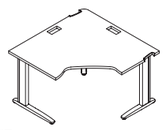 GCCT	30 x 42 x 42 x 24”	GCCT30424224S/F	□□□	□□□	□□	□□	□□□	□□	□□	□□□	□□□	106.0#	$ 1813	$ 2021	$ 2021	$ 241	$ 241	$ 485	$ 583	$ 583	$ 1165
	30 x 48 x 48 x 24”	GCCT30484824S/F	□□□	□□□	□□	□□	□□□	□□	□□	□□□	□□□	123.0#	1905	2108	2108	251	251	506	655	655	1307
	30 x 54 x 54 x 24”	GCCT30545424S/F	□□□	□□□	□□	□□	□□□	□□	□□	□□□	□□□	141.0#	2104	2262	N/A	267	267	531	679	679	1357

Reduction Tripod Corner Fixed Height-Right

- Corner surface with cockpit front
- Three-legged table base
- Fixed height at 29”
- Adjustable glides

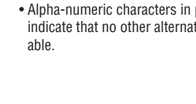

OCR-OCL

- OCR = Overhead right
- OCL = Overhead left

Ⓐ Ⓑ Ⓒ Ⓓ Ⓔ Ⓕ Ⓖ Ⓗ Ⓘ Ⓙ

HOW TO ORDER

Indicate the following information on order form:
1. Quantity of each item.
2. Model number, including options. See “How To Build a Model Number”.
3. Any special service required.

Note: • The □ indicates that a choice is required.
- The absence of the □ indicates that no choice is required.
- Alpha-numeric characters in place of □ indicate that no other alternatives are available.

HOW TO BUILD A MODEL NUMBER

Ⓐ Select basic model.

Ⓑ Select edge style.

74P	- 74P edge
KN	- Knife edge
MP	- Membrane edge

Ⓒ Select PowerUp module location.
Select only one from the following and add the appropriate upcharge to the base price.

PUN	- No data
PUL	- Left module; add $146
PUR	- Right module; add $146
PUB	- Both left and right modules; add $296

Ⓓ Select modesty panel option.

NM	- No modesty panel
LM	- LH modesty only
RM	- RH modesty only
WM	- Both modesty panels

See pricing column for full modesty panel upcharge.
Add upcharge to unit price for “LM”, “RM” and “WM” options.

Ⓔ Select wire trough and power option.

NW	- No wire trough
WL	- Wire trough LH only
WR	- Wire trough RH only
WW	- Wire trough Both

Add upcharge to unit price for “WL”, “WR” and “WW” options.

Ⓕ Select overhead grommet.

OGN	- Overhead grommets no
OGL	- Overhead grommets left
OGR	- Overhead grommets right

Ⓖ Select transition legs.

TS	- No transition foot
TL	- Left transition foot
TR	- Right transition foot
TB	- Both transition feet

TR, TL and TB not allowed on 24” deep dual surfaces.

Ⓗ Select base finish.
Refer to the **Product Color Options** page in this price list.

Ⓘ Select edge/PowerUp/crank grommet color.
Refer to the **Product Color Options** page in this price list.
Edge color offerings are based on edge style selections. The color selection will apply to the trim, edge, PowerUp module and crank grommet. Trim color doesn’t apply to the membrane edge selection.

Ⓙ Select surface finish.
Refer to the **Product Color Options** page in this price list.
Surface finish offerings are based on edge style selections. Laminate finishes are only available on (74P) 74P edge and (KN) knife edge worksurfaces. The membrane color selections are only available on the (MP) membrane edge worksurfaces.

FINISH INFORMATION

Additional Laminate Offering

Additional laminates beyond KI standard offering, are available with two weeks extended leadtime.
To specify additional laminates, use these designators followed by the supplier’s color/pattern code:

Formica - LF/supplier’s color pattern code
Nevamar - LN/supplier’s color pattern code
Wilsonart - LW/supplier’s color pattern code

KI’s standard laminate finish is the supplier’s recommended finish for that color/pattern.
Note: Nonstandard laminates from these suppliers (example: textured laminates) require a Product Modification Request.
Contact customer service for details.

SPECIAL SERVICES

Special Carton Marking

With specially marked information	N/C

Shipping

Ships **knocked down, FOB Manitowoc, WI 54220, freight prepaid.** Freight class 100.

Specifications and prices are subject to change without prior notice.

Genesis® Worksurfaces
Reduction Tripod Corner Pin Height Adjustable

KI

Genesis® Worksurfaces
Reduction Tripod Corner Pin Height Adjustable



GCCT

Reduction Tripod Corner Pin Height Adjustable-Left

- Corner surface with cockpit front
- Three-legged table base
- Height adjusts from 24"-31" in 1" increments
- Adjustable glides
- Wire trough and modesty panel should not be ordered together on adjustable tables



GCCT

Reduction Tripod Corner Pin Height Adjustable-Right

- Corner surface with cockpit front
- Three-legged table base
- Height adjusts from 24"-31" in 1" increments
- Adjustable glides
- Wire trough and modesty panel should not be ordered together on adjustable tables

	MODEL NUMBER																	
D x W x W x D	Basic Model	Edge Style	Module Location	Modesty Panel	Wire Trough	Base Finish	Edge Color	Surface Finish	Approx. Packaged Weight	74P Edge (74P)	Knife Edge (KN)	Membrane Edge (MP)	LH Modesty Panel add to list price	RH Modesty Panel add to list price	Both Modesty Panels add to list price	Left Wire Trough add to list price	Right Wire Trough add to list price	Both Wire Troughs add to list price
24 x 42 x 42 x 30"	GCCT24424230S/P	□□□	□□□	□□	□□	□□	□□□	□□□	112.0#	$ 2082	$ 2289	$ 2289	$ 241	$ 241	$ 485	$ 583	$ 583	$ 1165
24 x 48 x 48 x 30"	GCCT24484830S/P	□□□	□□□	□□	□□	□□	□□□	□□□	129.0#	2170	2377	2377	251	251	506	655	655	1307
24 x 54 x 54 x 30"	GCCT24545430S/P	□□□	□□□	□□	□□	□□	□□□	□□□	148.0#	2375	2566	N/A	267	267	531	679	679	1357
30 x 42 x 42 x 24"	GCCT30424224S/P	□□□	□□□	□□	□□	□□	□□□	□□□	112.0#	$ 2082	$ 2289	$ 2289	$ 241	$ 241	$ 485	$ 583	$ 583	$ 1165
30 x 48 x 48 x 24"	GCCT30484824S/P	□□□	□□□	□□	□□	□□	□□□	□□□	129.0#	2170	2377	2377	251	251	506	655	655	1307
30 x 54 x 54 x 24"	GCCT30545424S/P	□□□	□□□	□□	□□	□□	□□□	□□□	148.0#	2375	2566	N/A	267	267	531	679	679	1357



HOW TO ORDER

Indicate the following information on order form:
1. Quantity of each item.
2. Model number, including options. See "How To Build a Model Number".
3. Any special service required.

Note: • The □ indicates that a choice is required.
- The absence of the □ indicates that no choice is required.
- Alpha-numeric characters in place of □ indicate that no other alternatives are available.

HOW TO BUILD A MODEL NUMBER

A Select basic model.

B Select edge style.

74P	- 74P edge
KN	- Knife edge
MP	- Membrane edge

C Select PowerUp module location.
Select only one from the following and add the appropriate upcharge to the base price.

PUN	- No data
PUL	- Left module; add $146
PUR	- Right module; add $146
PUB	- Both left and right modules; add $296

D Select modesty panel option.

NM	- No modesty panel
LM	- LH modesty only
RM	- RH modesty only
WM	- Both modesty panels

See pricing column for full modesty panel upcharge.
Add upcharge to unit price for "LM", "RM" and "WM" options.

E Select wire trough and power option.

NW	- No wire trough
WL	- Wire trough LH only
WR	- Wire trough RH only
WW	- Wire trough Both

Add upcharge to unit price for "WL", "WR" and "WW" options.

F Select base finish.
Refer to the **Product Color Options** page in this price list.

G Select edge/PowerUp/crank grommet color.
Refer to the **Product Color Options** page in this price list.
Edge color offerings are based on edge style selections. The color selection will apply to the trim, edge, PowerUp module and crank grommet. Trim color doesn't apply to the membrane edge selection.

H Select surface finish.
Refer to the **Product Color Options** page in this price list.
Surface finish offerings are based on edge style selections. Laminate finishes are only available on (74P) 74P edge and (KN) knife edge worksurfaces. The membrane color selections are only available on the (MP) membrane edge worksurfaces.

FINISH INFORMATION

Additional Laminate Offering
Additional laminates beyond KI standard offering, are available with two weeks extended leadtime. To specify additional laminates, use these designators followed by the supplier's color/pattern code:

Formica - LF/supplier's color pattern code
Nevamar - LN/supplier's color pattern code
Wilsonart - LW/supplier's color pattern code

KI's standard laminate finish is the supplier's recommended finish for that color/pattern.
Note: Nonstandard laminates from these suppliers (example: textured laminates) require a Product Modification Request.
Contact customer service for details.

SPECIAL SERVICES

Special Carton Marking

With specially marked information	N/C

Shipping
Ships **knocked down, FOB Manitowoc, WI 54220, freight prepaid.** Freight class 100.

Specifications and prices are subject to change without prior notice.

Genesis® Worksurfaces
Reduction Tripod Corner Crank Height Adjustable

KI

Genesis® Worksurfaces
Reduction Tripod Corner Crank Height Adjustable

	D x W x W x D	MODEL NUMBER Basic Model	Edge Style	Module Location	Modesty Panel	Wire Trough	Base Finish	Edge Color	Surface Finish	Approx. Packaged Weight	74P Edge (74P)	Knife Edge (KN)	Membrane Edge (MP)	LH Modesty Panel add to list price	RH Modesty Panel add to list price	Both Modesty Panels add to list price	Left Wire Trough add to list price	Right Wire Trough add to list price	Both Wire Troughs add to list price
 GCCT **Reduction Tripod Corner Crank Height Adjustable-Left** • Corner surface with cockpit front • Three-legged table base • Height adjusts from 22"-33" • Adjustable glides • Worksurfaces are undersized by 1/4" from side-to-side and 1/4" from back-to-front from the stated dimensions • Wire trough and modesty panel should not be ordered together on adjustable tables	24 x 48 x 48 x 30"	GCCT24484830S/CR	□□□	□□□	□□	□□	□□	□□□	□□□	136.0#	$ 2682	$ 2886	$ 2886	$ 251	$ 251	$ 506	$ 655	$ 655	$ 1307
	24 x 54 x 54 x 30"	GCCT24545430S/CR	□□□	□□□	□□	□□	□□	□□□	□□□	155.0#	2881	3067	N/A	267	267	531	679	679	1357
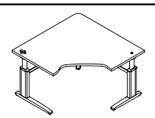 GCCT **Reduction Tripod Corner Crank Height Adjustable-Right** .• Corner surface with cockpit front • Three-legged table base • Height adjusts from 22"-33" • Adjustable glides • Worksurfaces are undersized by 1/4" from side-to-side and 1/4" from back-to-front from the stated dimensions • Wire trough and modesty panel should not be ordered together on adjustable tables .	30 x 48 x 48 x 24"	GCCT30484824S/CR	□□□	□□□	□□	□□	□□	□□□	□□□	136.0#	$ 2682	$ 2886	$ 2886	$ 251	$ 251	$ 506	$ 655	$ 655	$ 1307
	30 x 54 x 54 x 24"	GCCT30545424S/CR	□□□	□□□	□□	□□	□□	□□□	□□□	155.0#	2881	3067	N/A	267	267	531	679	679	1357

Ⓐ Ⓑ Ⓒ Ⓓ Ⓔ Ⓕ Ⓖ Ⓗ

HOW TO ORDER

Indicate the following information on order form:
1. Quantity of each item.
2. Model number, including options. See "How To Build a Model Number".
3. Any special service required.

Note: • The □ indicates that a choice is required.
- The absence of the □ indicates that no choice is required.
- Alpha-numeric characters in place of □ indicate that no other alternatives are available.

HOW TO BUILD A MODEL NUMBER

Ⓐ Select basic model.

Ⓑ Select edge style.

74P	- 74P edge
KN	- Knife edge
MP	- Membrane edge

Ⓒ Select PowerUp module location.
Select only one from the following and add the appropriate upcharge to the base price.

PUN	- No data
PUL	- Left module; add $146
PUR	- Right module; add $146
PUB	- Both left and right modules; add $296

Ⓓ Select modesty panel option.

NM	- No modesty panel
LM	- LH modesty only
RM	- RH modesty only
WM	- Both modesty panels

See pricing column for full modesty panel upcharge.
Add upcharge to unit price for "LM", "RM" and "WM" options.

Ⓔ Select wire trough and power option.

NW	- No wire trough
WL	- Wire trough LH only
WR	- Wire trough RH only
WW	- Wire trough Both

Add upcharge to unit price for "WL", "WR" and "WW" options.

Ⓕ Select base finish.
Refer to the **Product Color Options** page in this price list.

Ⓖ Select edge/PowerUp/crank grommet color.
Refer to the **Product Color Options** page in this price list.
Edge color offerings are based on edge style selections. The color selection will apply to the trim, edge, PowerUp module and crank grommet. Trim color doesn't apply to the membrane edge selection.

Ⓗ Select surface finish.
Refer to the **Product Color Options** page in this price list.
Surface finish offerings are based on edge style selections. Laminate finishes are only available on (74P) 74P edge and (KN) knife edge worksurfaces. The membrane color selections are only available on the (MP) membrane edge worksurfaces.

FINISH INFORMATION

Additional Laminate Offering
Additional laminates beyond KI standard offering, are available with two weeks extended leadtime.
To specify additional laminates, use these designators followed by the supplier's color/pattern code:

Formica - LF/supplier's color pattern code
Nevamar - LN/supplier's color pattern code
Wilsonart - LW/supplier's color pattern code

KI's standard laminate finish is the supplier's recommended finish for that color/pattern.
Note: Nonstandard laminates from these suppliers (example: textured laminates) require a Product Modification Request.
Contact customer service for details.

SPECIAL SERVICES

Special Carton Marking

With specially marked information	N/C

Shipping
Ships **knocked down, FOB Manitowoc, WI 54220, freight prepaid.** Freight class 100.

Specifications and prices are subject to change without prior notice.

Genesis® Worksurfaces

Reduction Tripod Corner Electric Height Adjustable

Genesis® Worksurfaces

Reduction Tripod Corner Electric Height Adjustable

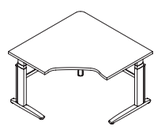

GCTE

Reduction Tripod Corner Electric Height Adjustable Single-Left

- Corner surface with cockpit front
- Three-legged table base
- Height adjusts from 24"-51"
- Standard or deluxe up/down switch
- Adjustable glides
- Worksurfaces are undersized by 1-1/4" from side-to-side and 1/2" from back-to-front from the stated dimensions
- Wire trough and modesty panel should not be ordered together on adjustable tables

	MODEL NUMBER																		
D x W x W x D	Basic Model	Edge Style	Electrical Control	Module Location	Modesty Panel	Wire Trough	Base Finish	Edge Color	Surface Finish	Approx. Packaged Weight	74P Edge (74P)	Knife Edge (KN)	Membrane Edge (MP)	LH Modesty Panel add to list price	RH Modesty Panel add to list price	Both Modesty Panels add to list price	Left Wire Trough add to list price	Right Wire Trough add to list price	Both Wire Troughs add to list price
24 x 42 x 42 x 30"	GCTE24424230S	□□□	□	□□□	□□	□□	□□	□□□	□□□	140.0#	$ 5180	$ 5342	$ 5342	$ 241	$ 241	$ 485	$ 583	$ 583	$ 1165
24 x 48 x 48 x 30"	GCTE24484830S	□□□	□	□□□	□□	□□	□□	□□□	□□□	157.0#	5223	5432	5432	251	251	506	655	655	1307
24 x 54 x 54 x 30"	GCTE24545430S	□□□	□	□□□	□□	□□	□□	□□□	□□□	176.0#	5264	5448	N/A	267	267	531	679	679	1357
	A	B	C	D	E	F	G	H	I										

HOW TO ORDER

Indicate the following information on order form:
1. Quantity of each item.
2. Model number, including options. See "How To Build a Model Number".
3. Any special service required.

Note:
- The □ indicates that a choice is required.
- The absence of the □ indicates that no choice is required.
- Alpha-numeric characters in place of □ indicate that no other alternatives are available.

HOW TO BUILD A MODEL NUMBER

A Select basic model.

B Select edge style.

74P	- 74P edge
KN	- Knife edge
MP	- Membrane edge

C Select electric control style.

S	- Standard up/down switch
D	- Deluxe up/down switch; add $152

D Select PowerUp module location.
Select only one from the following and add the appropriate upcharge to the base price.

PUN	- No data
PUL	- Left module; add $146
PUR	- Right module; add $146
PUB	- Both left and right modules; add $296

E Select modesty panel option.

NM	- No modesty panel
LM	- LH modesty only
RM	- RH modesty only
WM	- Both modesty panels

See pricing column for full modesty panel upcharge.
Add upcharge to unit price for "LM", "RM" and "WM" options.

F Select wire trough and power option.

NW	- No wire trough
WL	- Wire trough LH only
WR	- Wire trough RH only
WW	- Wire trough Both

Add upcharge to unit price for "WL", "WR" and "WW" options.

G Select base finish.
Refer to the **Product Color Options** page in this price list.

H Select edge/PowerUp color.
Refer to the **Product Color Options** page in this price list.
Edge color offerings are based on edge style selections. The color selection will apply to the trim, edge and PowerUp module. Trim color doesn't apply to the membrane edge selection.

I Select surface finish.
Refer to the **Product Color Options** page in this price list.
Surface finish offerings are based on edge style selections. Laminate finishes are only available on (74P) 74P edge and (KN) knife edge worksurfaces. The membrane color selections are only available on the (MP) membrane edge worksurfaces.

FINISH INFORMATION

Additional Laminate Offering

Additional laminates beyond KI standard offering, are available with two weeks extended leadtime. To specify additional laminates, use these designators followed by the supplier's color/pattern code:

Formica - LF/supplier's color pattern code
Nevamar - LN/supplier's color pattern code
Wilsonart - LW/supplier's color pattern code

KI's standard laminate finish is the supplier's recommended finish for that color/pattern.
Note: Nonstandard laminates from these suppliers (example: textured laminates) require a Product Modification Request.
Contact customer service for details.

SPECIAL SERVICES

Special Carton Marking

With specially marked information N/C

Shipping

Ships **knocked down, FOB Manitowoc, WI 54220, freight prepaid.** Freight class 100.

Specifications and prices are subject to change without prior notice.

Genesis® Worksurfaces
Reduction Tripod Corner Electric Height Adjustable

KI

Genesis® Worksurfaces
Reduction Tripod Corner Electric Height Adjustable

	D x W x W x D	MODEL NUMBER Basic Model	Edge Style	Electrical Control	Module Location	Modesty Panel	Wire Trough	Base Finish	Edge Color	Surface Finish	Approx. Packaged Weight	74P Edge (74P)	Knife Edge (KN)	Membrane Edge (MP)	LH Modesty Panel add to list price	RH Modesty Panel add to list price	Both Modesty Panels add to list price	Left Wire Trough add to list price	Right Wire Trough add to list price	Both Wire Troughs add to list price
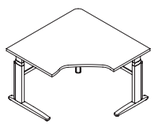	30 x 42 x 42 x 24”	GCTE30424224S	□□□	□	□□□	□□	□□	□□	□□□	□□□	140.0#	$ 5180	$ 5342	$ 5342	$ 241	$ 241	$ 485	$ 583	$ 583	$ 1165
	30 x 48 x 48 x 24”	GCTE30484824S	□□□	□	□□□	□□	□□	□□	□□□	□□□	157.0#	5223	5432	5432	251	251	506	655	655	1307
	30 x 54 x 54 x 24”	GCTE30545424S	□□□	□	□□□	□□	□□	□□	□□□	□□□	176.0#	5264	5448	N/A	267	267	531	679	679	1357
		Ⓐ	Ⓑ	Ⓒ	Ⓓ	Ⓔ	Ⓕ	Ⓖ	Ⓗ	Ⓘ										

GCTE

Reduction Tripod Corner Electric Height Adjustable Single-Right

- Corner surface with cockpit front
- Three-legged table base
- Height adjusts from 24”-51”
- Standard or deluxe up/down switch
- Adjustable glides
- Worksurfaces are undersized by 1-1/4” from side-to-side and 1/2” from back-to-front from the stated dimensions
- Wire trough and modesty panel should not be ordered together on adjustable tables

HOW TO ORDER

Indicate the following information on order form:
1. Quantity of each item.
2. Model number, including options. See “How To Build a Model Number”.
3. Any special service required.

Note: • The □ indicates that a choice is required.
- The absence of the □ indicates that no choice is required.
- Alpha-numeric characters in place of □ indicate that no other alternatives are available.

HOW TO BUILD A MODEL NUMBER

Ⓐ Select basic model.

Ⓑ Select edge style.

74P	- 74P edge
KN	- Knife edge
MP	- Membrane edge

Ⓒ Select electric control style.

S	- Standard up/down switch
D	- Deluxe up/down switch; add $152

Ⓓ Select PowerUp module location.
Select only one from the following and add the appropriate upcharge to the base price.

PUN	- No data
PUL	- Left module; add $146
PUR	- Right module; add $146
PUB	- Both left and right modules; add $296

Ⓔ Select modesty panel option.

NM	- No modesty panel
LM	- LH modesty only
RM	- RH modesty only
WM	- Both modesty panels

See pricing column for full modesty panel upcharge.
Add upcharge to unit price for “LM”, “RM” and “WM” options.

Ⓕ Select wire trough and power option.

NW	- No wire trough
WL	- Wire trough LH only
WR	- Wire trough RH only
WW	- Wire trough Both

Add upcharge to unit price for “WL”, “WR” and “WW” options.

Ⓖ Select base finish.
Refer to the **Product Color Options** page in this price list.

Ⓗ Select edge/PowerUp color.
Refer to the **Product Color Options** page in this price list.
Edge color offerings are based on edge style selections. The color selection will apply to the trim, edge and PowerUp module. Trim color doesn’t apply to the membrane edge selection.

Ⓘ Select surface finish.
Refer to the **Product Color Options** page in this price list.
Surface finish offerings are based on edge style selections. Laminate finishes are only available on (74P) 74P edge and (KN) knife edge worksurfaces. The membrane color selections are only available on the (MP) membrane edge worksurfaces.

FINISH INFORMATION

Additional Laminate Offering
Additional laminates beyond KI standard offering, are available with two weeks extended leadtime.
To specify additional laminates, use these designators followed by the supplier’s color/pattern code:

Formica - LF/supplier’s color pattern code
Nevamar - LN/supplier’s color pattern code
Wilsonart - LW/supplier’s color pattern code

KI’s standard laminate finish is the supplier’s recommended finish for that color/pattern.
Note: Nonstandard laminates from these suppliers (example: textured laminates) require a Product Modification Request.
Contact customer service for details.

SPECIAL SERVICES

Special Carton Marking

With specially marked information	N/C

Shipping
Ships **knocked down, FOB Manitowoc, WI 54220, freight prepaid.** Freight class 100.

Specifications and prices are subject to change without prior notice.

Genesis® Worksurfaces
Square Shoe Fixed Height

KI

Genesis® Worksurfaces
Square Shoe Fixed Height

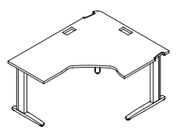

GSSH

Basic Square Shoe Fixed Height-Left

- Extended corner surface
- Three-legged table base
- Fixed height at 29”
- Adjustable glides

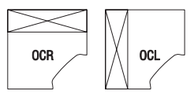

OCR-OCL

- OCR = Overhead right
- OCL = Overhead left

	MODEL NUMBER									
D x L x W x D	Basic Model	Edge Style	Module Location	Modesty Panel	Wire Trough	Overhead Grommet	Trans. Legs	Base Finish	Edge Color	Surface Finish
		Ⓐ	Ⓑ	Ⓒ	Ⓓ	Ⓔ	Ⓕ	Ⓖ	Ⓗ	Ⓘ	Ⓙ
24 x 54 x 48 x 24”	GSSH24544824S/F	□□□	□□□	□□	□□	□□□	□□	□□	□□□	□□□
24 x 60 x 48 x 24”	GSSH24604824S/F	□□□	□□□	□□	□□	□□□	□□	□□	□□□	□□□
24 x 66 x 48 x 24	GSSH24664824S/F	□□□	□□□	□□	□□	□□□	□□	□□	□□□	□□□
24 x 72 x 48 x 24”	GSSH24724824S/F	□□□	□□□	□□	□□	□□□	□□	□□	□□□	□□□
24 x 84 x 48 x 24”	GSSH24844824S/F	□□□	□□□	□□	□□	□□□	□□	□□	□□□	□□□
30 x 54 x 48 x 30”	GSSH30544830S/F	□□□	□□□	□□	□□	□□□	□□	□□	□□□	□□□
30 x 60 x 48 x 30”	GSSH30604830S/F	□□□	□□□	□□	□□	□□□	□□	□□	□□□	□□□
30 x 66 x 48 x 30”	GSSH30664830S/F	□□□	□□□	□□	□□	□□□	□□	□□	□□□	□□□
30 x 72 x 48 x 30”	GSSH30724830S/F	□□□	□□□	□□	□□	□□□	□□	□□	□□□	□□□
30 x 84 x 48 x 30”	GSSH30844830S/F	□□□	□□□	□□	□□	□□□	□□	□□	□□□	□□□

Approx. Packaged Weight	74P Edge (74P)	Knife Edge (KN)	Membrane Edge (MP)	LH Modesty Panel add to list price	RH Modesty Panel add to list price	Both Modesty Panels add to list price	Left Wire Trough add to list price	Right Wire Trough add to list price	Both Wire Troughs add to list price
125.0#	$ 1993	$ 2057	$ 2057	$ 268	$ 251	$ 521	$ 679	$ 655	$ 1332
132.0#	1998	2060	2060	277	251	531	701	655	1353
138.0#	2044	2091	2091	288	251	542	862	655	1516
145.0#	2103	2160	2160	298	251	554	961	655	1614
158.0#	2198	2201	2201	337	251	589	970	655	1621
134.0#	1993	2057	2057	268	251	521	679	655	1332
142.0#	1998	2060	2060	277	251	531	701	655	1353
150.0#	2044	2091	2091	288	251	542	862	655	1516
158.0#	2103	2160	2160	298	251	554	961	655	1614
173.0#	2198	2201	2201	337	251	589	970	655	1621

HOW TO ORDER

Indicate the following information on order form:
1. Quantity of each item.
2. Model number, including options. See “How To Build a Model Number”.
3. Any special service required.

Note: • The □ indicates that a choice is required.
- The absence of the □ indicates that no choice is required.
- Alpha-numeric characters in place of □ indicate that no other alternatives are available.

HOW TO BUILD A MODEL NUMBER

Ⓐ Select basic model.

Ⓑ Select edge style.

74P	- 74P edge
KN	- Knife edge
MP	- Membrane edge

Ⓒ Select PowerUp module location.
Select only one from the following and add the appropriate upcharge to the base price.

PUN	- No data
PUL	- Left module; add $146
PUR	- Right module; add $146
PUB	- Both left and right modules; add $296

Ⓓ Select modesty panel option.

NM	- No modesty panel
LM	- LH modesty only
RM	- RH modesty only
WM	- Both modesty panels

See pricing column for full modesty panel upcharge.
Add upcharge to unit price for “LM”, “RM” and “WM” options.

Ⓔ Select wire trough and power option.

NW	- No wire trough
WL	- Wire trough LH only
WR	- Wire trough RH only
WW	- Wire trough Both

Add upcharge to unit price for “WL”, “WR” and “WW” options.

Ⓕ Select overhead grommet.

OGN	- Overhead grommets no
OGL	- Overhead grommets left
OGR	- Overhead grommets right

OGL not available on 84” worksurfaces.

Ⓖ Select transition legs.

TS	- No transition foot
TL	- Left transition foot
TR	- Right transition foot
TB	- Both transition feet

TR, TL and TB not allowed on 24” deep dual surfaces.

Ⓗ Select base finish.
Refer to the **Product Color Options** page in this price list.

Ⓘ Select edge/PowerUp color.
Refer to the **Product Color Options** page in this price list.
Edge color offerings are based on edge style selections. The color selection will apply to the trim, edge, PowerUp module and crank grommet. Trim color doesn’t apply to the membrane edge selection.

Ⓙ Select surface finish.
Refer to the **Product Color Options** page in this price list.
Surface finish offerings are based on edge style selections. Laminate finishes are only available on (74P) 74P edge and (KN) knife edge worksurfaces. The membrane color selections are only available on the (MP) membrane edge worksurfaces.

FINISH INFORMATION

Additional Laminate Offering
Additional laminates beyond KI standard offering, are available with two weeks extended leadtime. To specify additional laminates, use these designators followed by the supplier’s color/pattern code:

Formica - LF/supplier’s color pattern code
Nevamar - LN/supplier’s color pattern code
Wilsonart - LW/supplier’s color pattern code

KI’s standard laminate finish is the supplier’s recommended finish for that color/pattern.
Note: Nonstandard laminates from these suppliers (example: textured laminates) require a Product Modification Request.
Contact customer service for details.

SPECIAL SERVICES

Special Carton Marking

With specially marked information	N/C

Shipping
Ships **knocked down, FOB Manitowoc, WI 54220, freight prepaid.** Freight class 100.

Specifications and prices are subject to change without prior notice.

Genesis® Worksurfaces
Square Shoe Fixed Height

KI

Genesis® Worksurfaces
Square Shoe Fixed Height

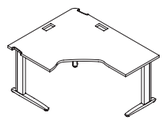

GSSH
Basic Square Shoe Fixed Height-Right

- Extended corner surface
- Three-legged table base
- Fixed height at 29"
- Adjustable glides

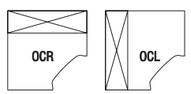

OCR-OCL

- OCR = Overhead right
- OCL = Overhead left

| | | MODEL NUMBER | | |

Genesis® Worksurfaces
Square Shoe Pin Height Adjustable

Genesis® Worksurfaces
Square Shoe Pin Height Adjustable

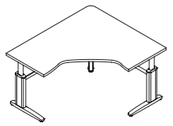

GSSH

Basic Square Shoe Pin Height Adjustable-Left

- Extended corner surface
- Three-legged table base
- Height adjusts from 24"-31" in 1" increments
- Adjustable glides
- Wire trough and modesty panel should not be ordered together on adjustable tables

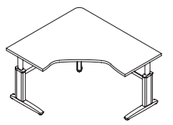

GSSH

Basic Square Shoe Pin Height Adjustable-Right

- Extended corner surface
- Three-legged table base
- Height adjusts from 24"-31" in 1" increments
- Adjustable glides
- Wire trough and modesty panel should not be ordered together on adjustable tables

	MODEL NUMBER																	
D x L x W x D	Basic Model	Edge Style	Module Location	Modesty Panel	Wire Trough	Base Finish	Edge Color	Surface Finish	Approx. Packaged Weight	74P Edge (74P)	Knife Edge (KN)	Membrane Edge (MP)	LH Modesty Panel add to list price	RH Modesty Panel add to list price	Both Modesty Panels add to list price	Left Wire Trough add to list price	Right Wire Trough add to list price	Both Wire Troughs add to list price
24 x 54 x 48 x 24"	GSSH24544824S/P	□□□	□□□	□□	□□	□□	□□□	□□□	132.0#	$ 2273	$ 2334	$ 2334	$ 268	$ 251	$ 521	$ 679	$ 655	$ 1332
24 x 60 x 48 x 24"	GSSH24604824S/P	□□□	□□□	□□	□□	□□	□□□	□□□	139.0#	2279	2336	2336	277	251	531	701	655	1353
24 x 66 x 48 x 24	GSSH24664824S/P	□□□	□□□	□□	□□	□□	□□□	□□□	146.0#	2309	2369	2369	288	251	542	862	655	1516
24 x 72 x 48 x 24"	GSSH24724824S/P	□□□	□□□	□□	□□	□□	□□□	□□□	152.0#	2406	2464	2464	298	251	554	961	655	1614
24 x 84 x 48 x 24"	GSSH24844824S/P	□□□	□□□	□□	□□	□□	□□□	□□□	166.0#	2440	2501	2501	337	251	589	970	655	1621
30 x 54 x 48 x 30"	GSSH30544830S/P	□□□	□□□	□□	□□	□□	□□□	□□□	141.0#	2273	2334	2334	268	251	521	679	655	1332
30 x 60 x 48 x 30"	GSSH30604830S/P	□□□	□□□	□□	□□	□□	□□□	□□□	149.0#	2279	2336	2336	277	251	531	701	655	1353
30 x 66 x 48 x 30"	GSSH30664830S/P	□□□	□□□	□□	□□	□□	□□□	□□□	157.0#	2309	2369	2369	288	251	542	862	655	1516
30 x 72 x 48 x 30"	GSSH30724830S/P	□□□	□□□	□□	□□	□□	□□□	□□□	165.0#	2406	2464	2464	298	251	554	961	655	1614
30 x 84 x 48 x 30"	GSSH30844830S/P	□□□	□□□	□□	□□	□□	□□□	□□□	182.0#	2440	2501	2501	337	251	589	970	655	1621
24 x 48 x 54 x 24"	GSSH24485424S/P	□□□	□□□	□□	□□	□□	□□□	□□□	132.0#	$ 2273	$ 2334	$ 2334	$ 251	$ 268	$ 521	$ 655	$ 679	$ 1332
24 x 48 x 60 x 24"	GSSH24486024S/P	□□□	□□□	□□	□□	□□	□□□	□□□	139.0#	2279	2336	2336	251	277	531	655	701	1353
24 x 48 x 66 x 24"	GSSH24486624S/P	□□□	□□□	□□	□□	□□	□□□	□□□	146.0#	2309	2369	2369	251	288	542	655	862	1516
24 x 48 x 72 x 24"	GSSH24487224S/P	□□□	□□□	□□	□□	□□	□□□	□□□	152.0#	2406	2464	2464	251	298	554	655	961	1614
24 x 48 x 84 x 24"	GSSH24488424S/P	□□□	□□□	□□	□□	□□	□□□	□□□	166.0#	2440	2501	2501	251	337	589	655	970	1621
30 x 48 x 54 x 30"	GSSH30485430S/P	□□□	□□□	□□	□□	□□	□□□	□□□	141.0#	2273	2334	2334	251	268	521	655	679	1332
30 x 48 x 60 x 30"	GSSH30486030S/P	□□□	□□□	□□	□□	□□	□□□	□□□	149.0#	2279	2336	2336	251	277	531	655	701	1353
30 x 48 x 66 x 30"	GSSH30486630S/P	□□□	□□□	□□	□□	□□	□□□	□□□	157.0#	2309	2369	2369	251	288	542	655	862	1516
30 x 48 x 72 x 30"	GSSH30487230S/P	□□□	□□□	□□	□□	□□	□□□	□□□	165.0#	2406	2464	2464	251	298	554	655	961	1614
30 x 48 x 84 x 30"	GSSH30488430S/P	□□□	□□□	□□	□□	□□	□□□	□□□	182.0#	2440	2501	2501	251	337	589	655	970	1621
	Ⓐ	Ⓑ	Ⓒ	Ⓓ	Ⓔ	Ⓕ	Ⓖ	Ⓗ										

HOW TO ORDER

Indicate the following information on order form:
1. Quantity of each item.
2. Model number, including options. See "How To Build a Model Number".
3. Any special service required.

Note: • The □ indicates that a choice is required.
- The absence of the □ indicates that no choice is required.
- Alpha-numeric characters in place of □ indicate that no other alternatives are available.

HOW TO BUILD A MODEL NUMBER

Ⓐ Select basic model.

Ⓑ Select edge style.

74P	- 74P edge
KN	- Knife edge
MP	- Membrane edge

Ⓒ Select PowerUp module location.
Select only one from the following and add the appropriate upcharge to the base price.

PUN	- No data
PUL	- Left module; add $146
PUR	- Right module; add $146

Ⓓ Select modesty panel option.

NM	- No modesty panel
LM	- LH modesty only
RM	- RH modesty only
WM	- Both modesty panels

See pricing column for full modesty panel upcharge.
Add upcharge to unit price for "LM", "RM" and "WM" options.

Ⓔ Select wire trough and power option.

NW	- No wire trough
WL	- Wire trough LH only
WR	- Wire trough RH only
WW	- Wire trough Both

Add upcharge to unit price for "WL", "WR" and "WW" options.

Ⓕ Select base finish.
Refer to the **Product Color Options** page in this price list.

Ⓖ Select edge color.
Refer to the **Product Color Options** page in this price list.
Edge color offerings are based on edge style selections. The color selection will apply to the trim, edge, PowerUp module and crank grommet. Trim color doesn't apply to the membrane edge selection.

Ⓗ Select surface finish.
Refer to the **Product Color Options** page in this price list.

Surface finish offerings are based on edge style selections. Laminate finishes are only available on (74P) 74P edge and (KN) knife edge worksurfaces. The membrane color selections are only available on the (MP) membrane edge worksurfaces.

FINISH INFORMATION

Additional Laminate Offering
Additional laminates beyond KI standard offering, are available with two weeks extended leadtime. To specify additional laminates, use these designators followed by the supplier's color/pattern code:

Formica - LF/supplier's color pattern code
Nevamar - LN/supplier's color pattern code
Wilsonart - LW/supplier's color pattern code

KI's standard laminate finish is the supplier's recommended finish for that color/pattern.
Note: Nonstandard laminates from these suppliers (example: textured laminates) require a Product Modification Request.
Contact customer service for details.

SPECIAL SERVICES

Special Carton Marking

With specially marked information	N/C

Shipping
Ships **knocked down, FOB Manitowoc, WI 54220, freight prepaid.** Freight class 100.

Specifications and prices are subject to change without prior notice.

Genesis® Worksurfaces
Square Shoe Crank Height Adjustable

KI

Genesis® Worksurfaces
Square Shoe Crank Height Adjustable

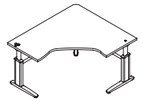

GSSH

Basic Square Shoe Crank Height Adjustable-Left

- Extended corner surface
- Three-legged table base
- Height adjusts from 22"-33"
- Adjustable glides
- Worksurfaces are undersized by 1/4" from side-to-side and 1/4" from back-to-front from the stated dimensions
- Wire trough and modesty panel should not be ordered together on adjustable tables

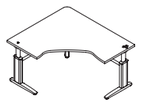

GSSH

Basic Square Shoe Crank Height Adjustable-Right

- Extended corner surface
- Three-legged table base
- Height adjusts from 22"-33"
- Adjustable glides
- Worksurfaces are undersized by 1/4" from side-to-side and 1/4" from back-to-front from the stated dimensions
- Wire trough and modesty panel should not be ordered together on adjustable tables

	MODEL NUMBER																
D x L x W x D	Basic Model	Edge Style	Module Location	Modesty Panel	Wire Trough	Base Finish	Edge Color	Surface Finish	Approx. Packaged Weight	74P Edge (74P)	Knife Edge (KN)	Membrane Edge (MP)	LH Modesty Panel add to list price	RH Modesty Panel add to list price	Both Modesty Panels add to list price	Left Wire Trough add to list price	Right Wire Trough add to list price	Both Wire Troughs add to list price
24 x 54 x 48 x 24"	GSSH24544824S/CR	□□□	□□□	□□	□□	□□	□□□	□□□	139.0#	$ 2773	$ 2827	$ 2827	$ 268	$ 251	$ 521	$ 679	$ 655	$ 1332
24 x 60 x 48 x 24"	GSSH24604824S/CR	□□□	□□□	□□	□□	□□	□□□	□□□	146.0#	2776	2834	2834	277	251	531	701	655	1353
24 x 66 x 48 x 24	GSSH24664824S/CR	□□□	□□□	□□	□□	□□	□□□	□□□	153.0#	2816	2866	2866	288	251	542	862	655	1516
24 x 72 x 48 x 24"	GSSH24724824S/CR	□□□	□□□	□□	□□	□□	□□□	□□□	161.0#	2878	2938	2938	298	251	554	961	655	1614
24 x 84 x 48 x 24"	GSSH24844824S/CR	□□□	□□□	□□	□□	□□	□□□	□□□	175.0#	2918	2980	2980	337	251	589	970	655	1621
30 x 54 x 48 x 30"	GSSH30544830S/CR	□□□	□□□	□□	□□	□□	□□□	□□□	148.0#	2773	2827	2827	268	251	521	679	655	1332
30 x 60 x 48 x 30"	GSSH30604830S/CR	□□□	□□□	□□	□□	□□	□□□	□□□	157.0#	2776	2834	2834	277	251	531	701	655	1353
30 x 66 x 48 x 30"	GSSH30664830S/CR	□□□	□□□	□□	□□	□□	□□□	□□□	165.0#	2816	2866	2866	288	251	542	862	655	1516
30 x 72 x 48 x 30"	GSSH30724830S/CR	□□□	□□□	□□	□□	□□	□□□	□□□	173.0#	2878	2938	2938	298	251	554	961	655	1614
30 x 84 x 48 x 30"	GSSH30844830S/CR	□□□	□□□	□□	□□	□□	□□□	□□□	190.0#	2918	2980	2980	337	251	589	970	655	1621
24 x 48 x 54 x 24"	GSSH24485424S/CR	□□□	□□□	□□	□□	□□	□□□	□□□	139.0#	$ 2773	$ 2827	$ 2827	$ 251	$ 268	$ 521	$ 655	$ 679	$ 1332
24 x 48 x 60 x 24"	GSSH24486024S/CR	□□□	□□□	□□	□□	□□	□□□	□□□	146.0#	2776	2834	2834	251	277	531	655	701	1353
24 x 48 x 66 x 24"	GSSH24486624S/CR	□□□	□□□	□□	□□	□□	□□□	□□□	153.0#	2816	2866	2866	251	288	542	655	862	1516
24 x 48 x 72 x 24"	GSSH24487224S/CR	□□□	□□□	□□	□□	□□	□□□	□□□	161.0#	2878	2938	2938	251	298	554	655	961	1614
24 x 48 x 84 x 24"	GSSH24488424S/CR	□□□	□□□	□□	□□	□□	□□□	□□□	175.0#	2918	2980	2980	251	337	589	655	970	1621
30 x 48 x 54 x 30"	GSSH30485430S/CR	□□□	□□□	□□	□□	□□	□□□	□□□	148.0#	2773	2827	2827	251	268	521	655	679	1332
30 x 48 x 60 x 30"	GSSH30486030S/CR	□□□	□□□	□□	□□	□□	□□□	□□□	157.0#	2776	2834	2834	251	277	531	655	701	1353
30 x 48 x 66 x 30"	GSSH30486630S/CR	□□□	□□□	□□	□□	□□	□□□	□□□	165.0#	2816	2866	2866	251	288	542	655	862	1516
30 x 48 x 72 x 30"	GSSH30487230S/CR	□□□	□□□	□□	□□	□□	□□□	□□□	173.0#	2878	2938	2938	251	298	554	655	961	1614
30 x 48 x 84 x 30"	GSSH30488430S/CR	□□□	□□□	□□	□□	□□	□□□	□□□	190.0#	2918	2980	2980	251	337	589	655	970	1621
	Ⓐ	Ⓑ	Ⓒ	Ⓓ	Ⓔ	Ⓕ	Ⓖ	Ⓗ										

HOW TO ORDER

Indicate the following information on order form:
1. Quantity of each item.
2. Model number, including options. See "How To Build a Model Number".
3. Any special service required.

Note: • The □ indicates that a choice is required.
- The absence of the □ indicates that no choice is required.
- Alpha-numeric characters in place of □ indicate that no other alternatives are available.

HOW TO BUILD A MODEL NUMBER

Ⓐ Select basic model.

Ⓑ Select edge style.

74P	- 74P edge
KN	- Knife edge
MP	- Membrane edge

Ⓒ Select PowerUp module location.
Select only one from the following and add the appropriate upcharge to the base price.

PUN	- No data
PUL	- Left module; add $146
PUR	- Right module; add $146
PUB	- Both left and right modules; add $296

Ⓓ Select modesty panel option.

NM	- No modesty panel
LM	- LH modesty only
RM	- RH modesty only
WM	- Both modesty panels

See pricing column for full modesty panel upcharge.
Add upcharge to unit price for "LM", "RM" and "WM" options.

Ⓔ Select wire trough and power option.

NW	- No wire trough
WL	- Wire trough LH only
WR	- Wire trough RH only
WW	- Wire trough Both

Add upcharge to unit price for "WL", "WR" and "WW" options.

Ⓕ Select base finish.
Refer to the **Product Color Options** page in this price list.

Ⓖ Select edge/PowerUp color.
Refer to the **Product Color Options** page in this price list.
Edge color offerings are based on edge style selections. The color selection will apply to the trim, edge, PowerUp module and crank grommet. Trim color doesn't apply to the membrane edge selection.

Ⓗ Select surface finish.
Refer to the **Product Color Options** page in this price list.
Surface finish offerings are based on edge style selections. Laminate finishes are only available on (74P) 74P edge and (KN) knife edge worksurfaces. The membrane color selections are only available on the (MP) membrane edge worksurfaces.

FINISH INFORMATION

Additional Laminate Offering
Additional laminates beyond KI standard offering, are available with two weeks extended leadtime.
To specify additional laminates, use these designators followed by the supplier's color/pattern code:

Formica - LF/supplier's color pattern code
Nevamar - LN/supplier's color pattern code
Wilsonart - LW/supplier's color pattern code

KI's standard laminate finish is the supplier's recommended finish for that color/pattern.
Note: Nonstandard laminates from these suppliers (example: textured laminates) require a Product Modification Request.
Contact customer service for details.

SPECIAL SERVICES

Special Carton Marking

With specially marked information	N/C

Shipping
Ships **knocked down, FOB Manitowoc, WI 54220, freight prepaid.** Freight class 100.

Specifications and prices are subject to change without prior notice.

Genesis® Worksurfaces
Square Shoe Electric Height Adjustable

Genesis® Worksurfaces
Square Shoe Electric Height Adjustable

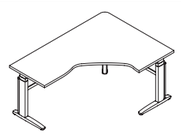

GSHE

Basic Square Shoe Electric Height Adjustable Single-Left

- Extended corner surface
- Three-legged table base
- Height adjusts from 24”-51”
- Standard or deluxe up/down switch
- Adjustable glides
- Worksurfaces are undersized by 1-1/4” from side-to-side and 1/2” from back-to-front from the stated dimensions
- Wire trough and modesty panel should not be ordered together on adjustable tables

	MODEL NUMBER													
D x L x W x D	Basic Model	Edge Style	Electrical Control	Module Location	Modesty Panel	Wire Trough	Base Finish	Edge Color	Surface Finish	Approx. Packaged Weight	74P Edge (74P)	Knife Edge (KN)	Membrane Edge (MP)	LH Modesty Panel add to list price	RH Modesty Panel add to list price	Both Modesty Panels add to list price	Left Wire Trough add to list price	Right Wire Trough add to list price	Both Wire Troughs add to list price
24 x 54 x 48 x 24”	GSHE245448 24S	□□□	□	□□□	□□	□□	□□	□□□	□□□	160.0#	$ 5357	$ 5420	$ 5420	$ 268	$ 251	$ 521	$ 679	$ 655	$ 1332
24 x 60 x 48 x 24”	GSHE246048 24S	□□□	□	□□□	□□	□□	□□	□□□	□□□	167.0#	5360	5423	5423	277	251	531	701	655	1353
24 x 66 x 48 x 24”	GSHE246648 24S	□□□	□	□□□	□□	□□	□□	□□□	□□□	174.0#	5433	5497	5497	288	251	542	862	655	1516
24 x 72 x 48 x 24”	GSHE247248 24S	□□□	□	□□□	□□	□□	□□	□□□	□□□	181.0#	5508	5567	5567	298	251	554	961	655	1614
24 x 84 x 48 x 24”	GSHE248448 24S	□□□	□	□□□	□□	□□	□□	□□□	□□□	195.0#	5585	5644	5644	337	251	589	970	655	1621
30 x 54 x 48 x 30”	GSHE305448 30S	□□□	□	□□□	□□	□□	□□	□□□	□□□	169.0#	5357	5420	5420	268	251	521	679	655	1332
30 x 60 x 48 x 30”	GSHE306048 30S	□□□	□	□□□	□□	□□	□□	□□□	□□□	177.0#	5360	5423	5423	277	251	531	701	655	1353
30 x 66 x 48 x 30”	GSHE306648 30S	□□□	□	□□□	□□	□□	□□	□□□	□□□	186.0#	5433	5497	5497	288	251	542	862	655	1516
30 x 72 x 48 x 30”	GSHE307248 30S	□□□	□	□□□	□□	□□	□□	□□□	□□□	194.0#	5508	5567	5567	298	251	554	961	655	1614
30 x 84 x 48 x 30”	GSHE308448 30S	□□□	□	□□□	□□	□□	□□	□□□	□□□	210.0#	5585	5644	5644	337	251	589	970	655	1621
		Ⓐ	Ⓑ	Ⓒ	Ⓓ	Ⓔ	Ⓕ	Ⓖ	Ⓗ	Ⓘ									

HOW TO ORDER

Indicate the following information on order form:
1. Quantity of each item.
2. Model number, including options. See “How To Build a Model Number”.
3. Any special service required.

Note: • The □ indicates that a choice is required.
- The absence of the □ indicates that no choice is required.
- Alpha-numeric characters in place of □ indicate that no other alternatives are available.

HOW TO BUILD A MODEL NUMBER

Ⓐ Select basic model.

Ⓑ Select edge style.

74P	- 74P edge
KN	- Knife edge
MP	- Membrane edge

Ⓒ Select electric control style.

S	- Standard up/down switch
D	- Deluxe up/down switch; add $152

Ⓓ Select PowerUp module location.
Select only one from the following and add the appropriate upcharge to the base price.

PUN	- No data
PUL	- Left module; add $146
PUR	- Right module; add $146
PUB	- Both left and right modules; add $296

Ⓔ Select modesty panel option.

NM	- No modesty panel
LM	- LH modesty only
RM	- RH modesty only
WM	- Both modesty panels

See pricing column for full modesty panel upcharge.
Add upcharge to unit price for “LM”, “RM” and “WM” options.

Ⓕ Select wire trough and power option.

NW	- No wire trough
WL	- Wire trough LH only
WR	- Wire trough RH only
WW	- Wire trough Both

Add upcharge to unit price for “WL”, “WR” and “WW” options.

Ⓖ Select base finish.
Refer to the **Product Color Options** page in this price list.

Ⓗ Select edge/PowerUp color.
Refer to the **Product Color Options** page in this price list.
Edge color offerings are based on edge style selections. The color selection will apply to the trim, edge, PowerUp module and crank grommet. Trim color doesn’t apply to the membrane edge selection.

Ⓘ Select surface finish.
Refer to the **Product Color Options** page in this price list.
Surface finish offerings are based on edge style selections. Laminate finishes are only available on (74P) 74P edge and (KN) knife edge worksurfaces. The membrane color selections are only available on the (MP) membrane edge worksurfaces.

FINISH INFORMATION

Additional Laminate Offering
Additional laminates beyond KI standard offering, are available with two weeks extended leadtime.
To specify additional laminates, use these designators followed by the supplier’s color/pattern code:

Formica - LF/supplier’s color pattern code
Nevamar - LN/supplier’s color pattern code
Wilsonart - LW/supplier’s color pattern code

KI’s standard laminate finish is the supplier’s recommended finish for that color/pattern.
Note: Nonstandard laminates from these suppliers (example: textured laminates) require a Product Modification Request.
Contact customer service for details.

SPECIAL SERVICES

Special Carton Marking

With specially marked information	N/C

Shipping
Ships **knocked down, FOB Manitowoc, WI 54220, freight prepaid.** Freight class 100.

Specifications and prices are subject to change without prior notice.

Genesis® Worksurfaces
Square Shoe Electric Height Adjustable

Genesis® Worksurfaces
Square Shoe Electric Height Adjustable

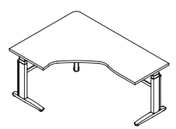

GSHE

Basic Square Shoe Electric Height Adjustable Single-Right

- Extended corner surface
- Three-legged table base
- Height adjusts from 24”-51”
- Standard or deluxe up/down switch
- Adjustable glides
- Worksurfaces are undersized by 1-1/4” from side-to-side and 1/2” from back-to-front from the stated dimensions
- Wire trough and modesty panel should not be ordered together on adjustable tables

	MODEL NUMBER													
D x L x W x D	Basic Model	Edge Style	Electrical Control	Module Location	Modesty Panel	Wire Trough	Base Finish	Edge Color	Surface Finish	Approx. Packaged Weight	74P Edge (74P)	Knife Edge (KN)	Membrane Edge (MP)	LH Modesty Panel add to list price	RH Modesty Panel add to list price	Both Modesty Panels add to list price	Left Wire Trough add to list price	Right Wire Trough add to list price	Both Wire Troughs add to list price
24 x 48 x 54 x 24”	GSHE24485424S	□□□	□	□□□	□□	□□	□□	□□□	□□□	160.0#	$ 5357	$ 5420	$ 5420	$ 251	$ 268	$ 521	$ 655	$ 679	$ 1332
24 x 48 x 60 x 24”	GSHE24486024S	□□□	□	□□□	□□	□□	□□	□□□	□□□	167.0#	5360	5423	5423	251	277	531	655	701	1353
24 x 48 x 66 x 24”	GSHE24486624S	□□□	□	□□□	□□	□□	□□	□□□	□□□	174.0#	5433	5497	5497	251	288	542	655	862	1516
24 x 48 x 72 x 24”	GSHE24487224S	□□□	□	□□□	□□	□□	□□	□□□	□□□	181.0#	5508	5567	5567	251	298	554	655	961	1614
24 x 48 x 84 x 24”	GSHE24488424S	□□□	□	□□□	□□	□□	□□	□□□	□□□	195.0#	5585	5644	5644	251	337	589	655	970	1621
30 x 48 x 54 x 30”	GSHE30485430S	□□□	□	□□□	□□	□□	□□	□□□	□□□	169.0#	5357	5420	5420	251	268	521	655	679	1332
30 x 48 x 60 x 30”	GSHE30486030S	□□□	□	□□□	□□	□□	□□	□□□	□□□	177.0#	5360	5423	5423	251	277	531	655	701	1353
30 x 48 x 66 x 30”	GSHE30486630S	□□□	□	□□□	□□	□□	□□	□□□	□□□	186.0#	5433	5497	5497	251	288	542	655	862	1516
30 x 48 x 72 x 30”	GSHE30487230S	□□□	□	□□□	□□	□□	□□	□□□	□□□	194.0#	5508	5567	5567	251	298	554	655	961	1614
30 x 48 x 84 x 30”	GSHE30488430S	□□□	□	□□□	□□	□□	□□	□□□	□□□	210.0#	5585	5644	5644	251	337	589	655	970	1621
		Ⓐ	Ⓑ	Ⓒ	Ⓓ	Ⓔ	Ⓕ	Ⓖ	Ⓗ	Ⓘ									

HOW TO ORDER

Indicate the following information on order form:
1. Quantity of each item.
2. Model number, including options. See “How To Build a Model Number”.
3. Any special service required.

Note: • The □ indicates that a choice is required.
- The absence of the □ indicates that no choice is required.
- Alpha-numeric characters in place of □ indicate that no other alternatives are available.

HOW TO BUILD A MODEL NUMBER

Ⓐ Select basic model.

Ⓑ Select edge style.

74P	- 74P edge
KN	- Knife edge
MP	- Membrane edge

Ⓒ Select electric control style.

S	- Standard up/down switch
D	- Deluxe up/down switch; add $152

Ⓓ Select PowerUp module location.
Select only one from the following and add the appropriate upcharge to the base price.

PUN	- No data
PUL	- Left module; add $146
PUR	- Right module; add $146
PUB	- Both left and right modules; add $296

Ⓔ Select modesty panel option.

NM	- No modesty panel
LM	- LH modesty only
RM	- RH modesty only
WM	- Both modesty panels

See pricing column for full modesty panel upcharge.
Add upcharge to unit price for “LM”, “RM” and “WM” options.

Ⓕ Select wire trough and power option.

NW	- No wire trough
WL	- Wire trough LH only
WR	- Wire trough RH only
WW	- Wire trough Both

Add upcharge to unit price for “WL”, “WR” and “WW” options.

Ⓖ Select base finish.
Refer to the **Product Color Options** page in this price list.

Ⓗ Select edge/PowerUp color.
Refer to the **Product Color Options** page in this price list.
Edge color offerings are based on edge style selections. The color selection will apply to the trim, edge, PowerUp module and crank grommet. Trim color doesn’t apply to the membrane edge selection.

Ⓘ Select surface finish.
Refer to the **Product Color Options** page in this price list.
Surface finish offerings are based on edge style selections. Laminate finishes are only available on (74P) 74P edge and (KN) knife edge worksurfaces. The membrane color selections are only available on the (MP) membrane edge worksurfaces.

FINISH INFORMATION

Additional Laminate Offering
Additional laminates beyond KI standard offering, are available with two weeks extended leadtime.
To specify additional laminates, use these designators followed by the supplier’s color/pattern code:

Formica - LF/supplier’s color pattern code
Nevamar - LN/supplier’s color pattern code
Wilsonart - LW/supplier’s color pattern code

KI’s standard laminate finish is the supplier’s recommended finish for that color/pattern.
Note: Nonstandard laminates from these suppliers (example: textured laminates) require a Product Modification Request.
Contact customer service for details.

SPECIAL SERVICES

Special Carton Marking

With specially marked information	N/C

Shipping
Ships **knocked down, FOB Manitowoc, WI 54220, freight prepaid.** Freight class 100.

Specifications and prices are subject to change without prior notice.

Genesis® Worksurfaces
Reduction Square Shoe Fixed Height

KI

Genesis® Worksurfaces
Reduction Square Shoe Fixed Height

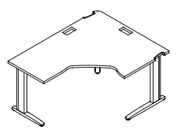

GSSH

Reduction Basic Square Shoe Fixed Height-Left

- Extended corner surface
- Three-legged table base
- Fixed height at 29"
- Adjustable glides

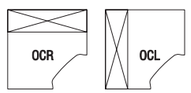

OCR-OCL

- OCR = Overhead right
- OCL = Overhead left

	MODEL NUMBER									
D x L x W x D	Basic Model	Edge Style	Module Location	Modesty Panel	Wire Trough	Overhead Grommet	Trans. Legs	Base Finish	Edge Color	Surface Finish
		Ⓐ	Ⓑ	Ⓒ	Ⓓ	Ⓔ	Ⓕ	Ⓖ	Ⓗ	Ⓘ	Ⓙ
24 x 54 x 48 x 30"	GSSH24544830S/F	□□□	□□□	□□	□□	□□□	□□	□□	□□□	□□□
24 x 60 x 48 x 30"	GSSH24604830S/F	□□□	□□□	□□	□□	□□□	□□	□□	□□□	□□□
24 x 66 x 48 x 30"	GSSH24664830S/F	□□□	□□□	□□	□□	□□□	□□	□□	□□□	□□□
24 x 72 x 48 x 30"	GSSH24724830S/F	□□□	□□□	□□	□□	□□□	□□	□□	□□□	□□□
24 x 84 x 48 x 30"	GSSH24844830S/F	□□□	□□□	□□	□□	□□□	□□	□□	□□□	□□□
30 x 54 x 48 x 24"	GSSH30544824S/F	□□□	□□□	□□	□□	□□□	□□	□□	□□□	□□□
30 x 60 x 48 x 24"	GSSH30604824S/F	□□□	□□□	□□	□□	□□□	□□	□□	□□□	□□□
30 x 66 x 48 x 24"	GSSH30664824S/F	□□□	□□□	□□	□□	□□□	□□	□□	□□□	□□□
30 x 72 x 48 x 24"	GSSH30724824S/F	□□□	□□□	□□	□□	□□□	□□	□□	□□□	□□□
30 x 84 x 48 x 24"	GSSH30844824S/F	□□□	□□□	□□	□□	□□□	□□	□□	□□□	□□□

Approx. Packaged Weight	74P Edge (74P)	Knife Edge (KN)	Membrane Edge (MP)	LH Modesty Panel add to list price	RH Modesty Panel add to list price	Both Modesty Panels add to list price	Left Wire Trough add to list price	Right Wire Trough add to list price	Both Wire Troughs add to list price
130.0#	$ 1993	$ 2057	$ 2057	$ 268	$ 251	$ 521	$ 679	$ 655	$ 1332
136.0#	1998	2060	2060	277	251	531	701	655	1353
143.0#	2044	2091	2091	288	251	542	862	655	1516
149.0#	2103	2160	2160	298	251	554	961	655	1614
162.0#	2198	2201	2201	337	251	589	970	655	1621
131.0#	1993	2057	2057	268	251	521	679	655	1332
139.0#	1998	2060	2060	277	251	531	701	655	1353
146.0#	2044	2091	2091	288	251	542	862	655	1516
154.0#	2103	2160	2160	298	251	554	961	655	1614
170.0#	2198	2201	2201	337	251	589	970	655	1621

HOW TO ORDER

Indicate the following information on order form:
1. Quantity of each item.
2. Model number, including options. See "How To Build a Model Number".
3. Any special service required.

Note: • The □ indicates that a choice is required.
• The absence of the □ indicates that no choice is required.
• Alpha-numeric characters in place of □ indicate that no other alternatives are available.

HOW TO BUILD A MODEL NUMBER

Ⓐ Select basic model.

Ⓑ Select edge style.

74P	- 74P edge
KN	- Knife edge
MP	- Membrane edge

Ⓒ Select PowerUp module location.
Select only one from the following and add the appropriate upcharge to the base price.

PUN	- No data
PUL	- Left module; add $146
PUR	- Right module; add $146
PUB	- Both left and right modules; add $296

Ⓓ Select modesty panel option.

NM	- No modesty panel
LM	- LH modesty only
RM	- RH modesty only
WM	- Both modesty panels

See pricing column for full modesty panel upcharge.
Add upcharge to unit price for "LM", "RM" and "WM" options.

Ⓔ Select wire trough and power option.

NW	- No wire trough
WL	- Wire trough LH only
WR	- Wire trough RH only
WW	- Wire trough Both

Add upcharge to unit price for "WL", "WR" and "WW" options.

Ⓕ Select overhead grommet.

OGN	- Overhead grommets no
OGL	- Overhead grommets left
OGR	- Overhead grommets right

Ⓖ Select transition legs.

TS	- No transition foot
TL	- Left transition foot
TR	- Right transition foot
TB	- Both transition feet

Ⓗ Select base finish.
Refer to the **Product Color Options** page in this price list.

Ⓘ Select edge/PowerUp color.
Refer to the **Product Color Options** page in this price list.
Edge color offerings are based on edge style selections. The color selection will apply to the trim, edge, PowerUp module and crank grommet. Trim color doesn't apply to the membrane edge selection.

Ⓙ Select surface finish.
Refer to the **Product Color Options** page in this price list.
Surface finish offerings are based on edge style selections. Laminate finishes are only available on (74P) 74P edge and (KN) knife edge worksurfaces. The membrane color selections are only available on the (MP) membrane edge worksurfaces.

FINISH INFORMATION

Additional Laminate Offering

Additional laminates beyond KI standard offering, are available with two weeks extended leadtime. To specify additional laminates, use these designators followed by the supplier's color/pattern code:

Formica - LF/supplier's color pattern code
Nevamar - LN/supplier's color pattern code
Wilsonart - LW/supplier's color pattern code

KI's standard laminate finish is the supplier's recommended finish for that color/pattern.
Note: Nonstandard laminates from these suppliers (example: textured laminates) require a Product Modification Request.
Contact customer service for details.

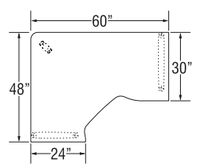

Basic Model:
GSSH**24486030**S/F

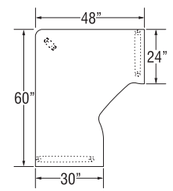

Basic Model:
GSSH**30604824**S/F

INFORMATION

Options are always specified left to right from the seated position

SPECIAL SERVICES

Special Carton Marking

With specially marked information	N/C

Shipping

Ships **knocked down, FOB Manitowoc, WI 54220, freight prepaid.** Freight class 100.

Specifications and prices are subject to change without prior notice.

Genesis® Worksurfaces
Reduction Square Shoe Fixed Height

Genesis® Worksurfaces
Reduction Square Shoe Fixed Height

	D x L x W x D	MODEL NUMBER Basic Model	Edge Style Ⓑ	Module Location Ⓒ	Modesty Panel Ⓓ	Wire Trough Ⓔ	Overhead Grommet Ⓕ	Trans. Legs Ⓖ	Base Finish Ⓗ	Edge Color Ⓘ	Surface Finish Ⓙ	Approx. Packaged Weight	74P Edge (74P)	Knife Edge (KN)	Membrane Edge (MP)	LH Modesty Panel add to list price	RH Modesty Panel add to list price	Both Modesty Panels add to list price	Left Wire Trough add to list price	Right Wire Trough add to list price	Both Wire Troughs add to list price
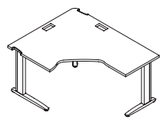 GSSH	24 x 48 x 54 x 30”	GSSH24485430S/F	□□□	□□□	□□	□□	□□□	□□	□□	□□□	□□□	131.0#	$ 1993	$ 2057	$ 2057	$ 251	$ 268	$ 521	$ 655	$ 679	$ 1332
	24 x 48 x 60 x 30”	GSSH24486030S/F	□□□	□□□	□□	□□	□□□	□□	□□	□□□	□□□	139.0#	1998	2060	2060	251	277	531	655	701	1353
	24 x 48 x 66 x 30”	GSSH24486630S/F	□□□	□□□	□□	□□	□□□	□□	□□	□□□	□□□	146.0#	2044	2091	2091	251	288	542	655	862	1516
	24 x 48 x 72 x 30”	GSSH24487230S/F	□□□	□□□	□□	□□	□□□	□□	□□	□□□	□□□	154.0#	2103	2160	2160	251	298	554	655	961	1614
	24 x 48 x 84 x 30”	GSSH24488430S/F	□□□	□□□	□□	□□	□□□	□□	□□	□□□	□□□	170.0#	2198	2201	2201	251	337	589	655	970	1621
	30 x 48 x 54 x 24”	GSSH30485424S/F	□□□	□□□	□□	□□	□□□	□□	□□	□□□	□□□	130.0#	1993	2057	2057	251	268	521	655	679	1332
Reduction Basic Square Shoe Fixed Height-Right	30 x 48 x 60 x 24”	GSSH30486024S/F	□□□	□□□	□□	□□	□□□	□□	□□	□□□	□□□	136.0#	1998	2060	2060	251	277	531	655	701	1353
• Extended corner surface • Three-legged table base • Fixed height at 29” • Adjustable glides	30 x 48 x 66 x 24”	GSSH30486624S/F	□□□	□□□	□□	□□	□□□	□□	□□	□□□	□□□	143.0#	2044	2091	2091	251	288	542	655	862	1516
	30 x 48 x 72 x 24”	GSSH30487224S/F	□□□	□□□	□□	□□	□□□	□□	□□	□□□	□□□	149.0#	2103	2160	2160	251	298	554	655	961	1614
	30 x 48 x 84 x 24”	GSSH30488424S/F	□□□	□□□	□□	□□	□□□	□□	□□	□□□	□□□	162.0#	2198	2201	2201	251	337	589	655	970	1621

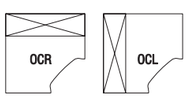

OCR-OCL

- OCR = Overhead right
- OCL = Overhead left

Ⓐ Ⓑ Ⓒ Ⓓ Ⓔ Ⓕ Ⓖ Ⓗ Ⓘ Ⓙ

HOW TO ORDER

Indicate the following information on order form:
1. Quantity of each item.
2. Model number, including options. See “How To Build a Model Number”.
3. Any special service required.

Note: • The □ indicates that a choice is required.
• The absence of the □ indicates that no choice is required.
• Alpha-numeric characters in place of □ indicate that no other alternatives are available.

HOW TO BUILD A MODEL NUMBER

Ⓐ Select basic model.

Ⓑ Select edge style.

74P	- 74P edge
KN	- Knife edge
MP	- Membrane edge

Ⓒ Select PowerUp module location.
Select only one from the following and add the appropriate upcharge to the base price.

PUN	- No data
PUL	- Left module; add $146
PUR	- Right module; add $146
PUB	- Both left and right modules; add $296

Ⓓ Select modesty panel option.

NM	- No modesty panel
LM	- LH modesty only
RM	- RH modesty only
WM	- Both modesty panels

See pricing column for full modesty panel upcharge.
Add upcharge to unit price for “LM”, “RM” and “WM” options.

Ⓔ Select wire trough and power option.

NW	- No wire trough
WL	- Wire trough LH only
WR	- Wire trough RH only
WW	- Wire trough Both

Add upcharge to unit price for “WL”, “WR” and “WW” options.

Ⓕ Select overhead grommet.

OGN	- Overhead grommets no
OGL	- Overhead grommets left
OGR	- Overhead grommets right

Ⓖ Select transition legs.

TS	- No transition foot
TL	- Left transition foot
TR	- Right transition foot
TB	- Both transition feet

Ⓗ Select base finish.
Refer to the **Product Color Options** page in this price list.

Ⓘ Select edge/PowerUp color.
Refer to the **Product Color Options** page in this price list.
Edge color offerings are based on edge style selections. The color selection will apply to the trim, edge, PowerUp module and crank grommet. Trim color doesn’t apply to the membrane edge selection.

Ⓙ Select surface finish.
Refer to the **Product Color Options** page in this price list.
Surface finish offerings are based on edge style selections. Laminate finishes are only available on (74P) 74P edge and (KN) knife edge worksurfaces. The membrane color selections are only available on the (MP) membrane edge worksurfaces.

FINISH INFORMATION

Additional Laminate Offering
Additional laminates beyond KI standard offering, are available with two weeks extended leadtime.
To specify additional laminates, use these designators followed by the supplier’s color/pattern code:

Formica - LF/supplier’s color pattern code
Nevamar - LN/supplier’s color pattern code
Wilsonart - LW/supplier’s color pattern code

KI’s standard laminate finish is the supplier’s recommended finish for that color/pattern.
Note: Nonstandard laminates from these suppliers (example: textured laminates) require a Product Modification Request.
Contact customer service for details.

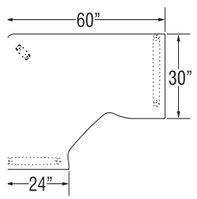

Basic Model:
GSSH**24486030**S/F

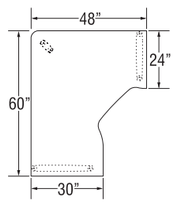

Basic Model:
GSSH**30604824**S/F

INFORMATION

Options are always specified left to right from the seated position

SPECIAL SERVICES

Special Carton Marking

With specially marked information	N/C

Shipping
Ships **knocked down, FOB Manitowoc, WI 54220, freight prepaid.** Freight class 100.

Specifications and prices are subject to change without prior notice.

Genesis® Worksurfaces
Reduction Square Shoe Pin Height Adjustable

KI

Genesis® Worksurfaces
Reduction Square Shoe Pin Height Adjustable

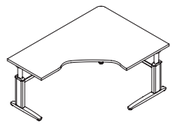

GSSH

Reduction Square Shoe Pin Height Adjustable-Left

- Extended corner surface
- Three-legged table base
- Height adjusts from 24"-31" in 1" increments
- Adjustable glides
- Wire trough and modesty panel should not be ordered together on adjustable tables

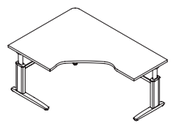

GSSH

Reduction Square Shoe Pin Height Adjustable-Right

- Extended corner surface
- Three-legged table base
- Height adjusts from 24"-31" in 1" increments
- Adjustable glides
- Wire trough and modesty panel should not be ordered together on adjustable tables

	MODEL NUMBER																	
D x L x W x D	Basic Model	Edge Style	Module Location	Modesty Panel	Wire Trough	Base Finish	Edge Color	Surface Finish	Approx. Packaged Weight	74P Edge (74P)	Knife Edge (KN)	Membrane Edge (MP)	LH Modesty Panel add to list price	RH Modesty Panel add to list price	Both Modesty Panels add to list price	Left Wire Trough add to list price	Right Wire Trough add to list price	Both Wire Troughs add to list price
24 x 54 x 48 x 30"	GSSH24544830S/P	□□□	□□□	□□	□□	□□	□□□	□□□	136.0#	$ 2273	$ 2334	$ 2334	$ 268	$ 251	$ 521	$ 679	$ 655	$ 1332
24 x 60 x 48 x 30"	GSSH24604830S/P	□□□	□□□	□□	□□	□□	□□□	□□□	143.0#	2279	2336	2336	277	251	531	701	655	1353
24 x 66 x 48 x 30"	GSSH24664830S/P	□□□	□□□	□□	□□	□□	□□□	□□□	150.0#	2309	2369	2369	288	251	542	862	655	1516
24 x 72 x 48 x 30"	GSSH24724830S/P	□□□	□□□	□□	□□	□□	□□□	□□□	157.0#	2406	2464	2464	298	251	554	961	655	1614
24 x 84 x 48 x 30"	GSSH24844830S/P	□□□	□□□	□□	□□	□□	□□□	□□□	170.0#	2440	2501	2501	337	251	589	970	655	1621
30 x 54 x 48 x 24"	GSSH30544824S/P	□□□	□□□	□□	□□	□□	□□□	□□□	137.0#	2273	2334	2334	268	251	521	679	655	1332
30 x 60 x 48 x 24"	GSSH30604824S/P	□□□	□□□	□□	□□	□□	□□□	□□□	145.0#	2279	2336	2336	277	251	531	701	655	1353
30 x 66 x 48 x 24"	GSSH30664824S/P	□□□	□□□	□□	□□	□□	□□□	□□□	153.0#	2309	2369	2369	288	251	542	862	655	1516
30 x 72 x 48 x 24"	GSSH30724824S/P	□□□	□□□	□□	□□	□□	□□□	□□□	162.0#	2406	2464	2464	298	251	554	961	655	1614
30 x 84 x 48 x 24"	GSSH30844824S/P	□□□	□□□	□□	□□	□□	□□□	□□□	178.0#	2440	2501	2501	337	251	589	970	655	1621
24 x 48 x 54 x 30"	GSSH24485430S/P	□□□	□□□	□□	□□	□□	□□□	□□□	137.0#	$ 2273	$ 2334	$ 2334	$ 251	$ 268	$ 521	$ 655	$ 679	$ 1332
24 x 48 x 60 x 30"	GSSH24486030S/P	□□□	□□□	□□	□□	□□	□□□	□□□	145.0#	2279	2336	2336	251	277	531	655	701	1353
24 x 48 x 66 x 30"	GSSH24486630S/P	□□□	□□□	□□	□□	□□	□□□	□□□	153.0#	2309	2369	2369	251	288	542	655	862	1516
24 x 48 x 72 x 30"	GSSH24487230S/P	□□□	□□□	□□	□□	□□	□□□	□□□	162.0#	2406	2464	2464	251	298	554	655	961	1614
24 x 48 x 84 x 30"	GSSH24488430S/P	□□□	□□□	□□	□□	□□	□□□	□□□	178.0#	2440	2501	2501	251	337	589	655	970	1621
30 x 48 x 54 x 24"	GSSH30485424S/P	□□□	□□□	□□	□□	□□	□□□	□□□	136.0#	2273	2334	2334	251	268	521	655	679	1332
30 x 48 x 60 x 24"	GSSH30486024S/P	□□□	□□□	□□	□□	□□	□□□	□□□	143.0#	2279	2336	2336	251	277	531	655	701	1353
30 x 48 x 66 x 24"	GSSH30486624S/P	□□□	□□□	□□	□□	□□	□□□	□□□	150.0#	2309	2369	2369	251	288	542	655	862	1516
30 x 48 x 72 x 24"	GSSH30487224S/P	□□□	□□□	□□	□□	□□	□□□	□□□	157.0#	2406	2464	2464	251	298	554	655	961	1614
30 x 48 x 84 x 24"	GSSH30488424S/P	□□□	□□□	□□	□□	□□	□□□	□□□	170.0#	2440	2501	2501	251	337	589	655	970	1621
	Ⓐ	Ⓑ	Ⓒ	Ⓓ	Ⓔ	Ⓕ	Ⓖ	Ⓗ										

HOW TO ORDER

Indicate the following information on order form:
1. Quantity of each item.
2. Model number, including options. See "How To Build a Model Number".
3. Any special service required.

Note: • The □ indicates that a choice is required.
- The absence of the □ indicates that no choice is required.
- Alpha-numeric characters in place of □ indicate that no other alternatives are available.

HOW TO BUILD A MODEL NUMBER

Ⓐ Select basic model.

Ⓑ Select edge style.

74P	- 74P edge
KN	- Knife edge
MP	- Membrane edge

Ⓒ Select PowerUp module location.
Select only one from the following and add the appropriate upcharge to the base price.

PUN	- No data
PUL	- Left module; add $146
PUR	- Right module; add $146
PUB	- Both left and right modules; add $296

Ⓓ Select modesty panel option.

NM	- No modesty panel
LM	- LH modesty only
RM	- RH modesty only
WM	- Both modesty panels

See pricing column for full modesty panel upcharge.
Add upcharge to unit price for "LM", "RM" and "WM" options.

Ⓔ Select wire trough and power option.

NW	- No wire trough
WL	- Wire trough LH only
WR	- Wire trough RH only
WW	- Wire trough Both

Add upcharge to unit price for "WL", "WR" and "WW" options.

Ⓕ Select base finish.
Refer to the **Product Color Options** page in this price list.

Ⓖ Select edge/PowerUp color.
Refer to the **Product Color Options** page in this price list.
Edge color offerings are based on edge style selections. The color selection will apply to the trim, edge, PowerUp module and crank grommet. Trim color doesn't apply to the membrane edge selection.

Ⓗ Select surface finish.
Refer to the **Product Color Options** page in this price list.
Surface finish offerings are based on edge style selections. Laminate finishes are only available on (74P) 74P edge and (KN) knife edge worksurfaces. The membrane color selections are only available on the (MP) membrane edge worksurfaces.

FINISH INFORMATION

Additional Laminate Offering
Additional laminates beyond KI standard offering, are available with two weeks extended leadtime.
To specify additional laminates, use these designators followed by the supplier's color/pattern code:

Formica - LF/supplier's color pattern code
Nevamar - LN/supplier's color pattern code
Wilsonart - LW/supplier's color pattern code

KI's standard laminate finish is the supplier's recommended finish for that color/pattern.
Note: Nonstandard laminates from these suppliers (example: textured laminates) require a Product Modification Request.
Contact customer service for details.

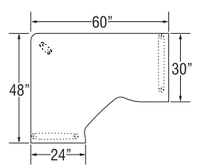

Basic Model:
GSSH**24486030**S/F

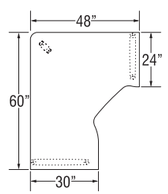

Basic Model:
GSSH**30604824**S/F

INFORMATION

Options are always specified left to right from the seated position

SPECIAL SERVICES

Special Carton Marking

With specially marked information N/C

Shipping
Ships **knocked down, FOB Manitowoc, WI 54220, freight prepaid.** Freight class 100.

Specifications and prices are subject to change without prior notice.

Genesis® Worksurfaces
Reduction Square Shoe Crank Height Adjustable

KI

Genesis® Worksurfaces
Reduction Square Shoe Crank Height Adjustable

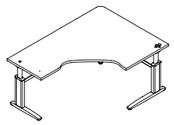

GSSH

Reduction Basic Square Shoe Crank Height Adjustable-Left

- Extended corner surface
- Three-legged table base
- Height adjusts from 22"-33"
- Adjustable glides
- Worksurfaces are undersized by 1/4" from side-to-side and 1/4" from back-to-front from the stated dimensions
- Wire trough and modesty panel should not be ordered together on adjustable tables

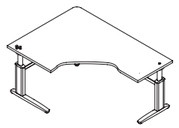

GSSH

Reduction Basic Square Shoe Crank Height Adjustable-Right

- Extended corner surface
- Three-legged table base
- Height adjusts from 22"-33"
- Adjustable glides
- Worksurfaces are undersized by 1/4" from side-to-side and 1/4" from back-to-front from the stated dimensions
- Wire trough and modesty panel should not be ordered together on adjustable tables

	MODEL NUMBER																	
D x L x W x D	Basic Model	Edge Style	Module Location	Modesty Panel	Wire Trough	Base Finish	Edge Color	Surface Finish	Approx. Packaged Weight	74P Edge (74P)	Knife Edge (KN)	Membrane Edge (MP)	LH Modesty Panel add to list price	RH Modesty Panel add to list price	Both Modesty Panels add to list price	Left Wire Trough add to list price	Right Wire Trough add to list price	Both Wire Troughs add to list price
24 x 54 x 48 x 30"	GSSH24544830S/CR	□□□	□□□	□□	□□	□□	□□□	□□□	143.0#	$ 2773	$ 2827	$ 2827	$ 268	$ 251	$ 521	$ 679	$ 655	$ 1332
24 x 60 x 48 x 30"	GSSH24604830S/CR	□□□	□□□	□□	□□	□□	□□□	□□□	150.0#	2776	2834	2834	277	251	531	701	655	1353
24 x 66 x 48 x 30"	GSSH24664830S/CR	□□□	□□□	□□	□□	□□	□□□	□□□	157.0#	2816	2866	2866	288	251	542	862	655	1516
24 x 72 x 48 x 30"	GSSH24724830S/CR	□□□	□□□	□□	□□	□□	□□□	□□□	165.0#	2878	2938	2938	298	251	554	961	655	1614
24 x 84 x 48 x 30"	GSSH24844830S/CR	□□□	□□□	□□	□□	□□	□□□	□□□	179.0#	2918	2980	2980	337	251	589	970	655	1621
30 x 54 x 48 x 24"	GSSH30544824S/CR	□□□	□□□	□□	□□	□□	□□□	□□□	146.0#	2773	2827	2827	268	251	521	679	655	1332
30 x 60 x 48 x 24"	GSSH30604824S/CR	□□□	□□□	□□	□□	□□	□□□	□□□	155.0#	2776	2834	2834	277	251	531	701	655	1353
30 x 66 x 48 x 24"	GSSH30664824S/CR	□□□	□□□	□□	□□	□□	□□□	□□□	163.0#	2816	2866	2866	288	251	542	862	655	1516
30 x 72 x 48 x 24"	GSSH30724824S/CR	□□□	□□□	□□	□□	□□	□□□	□□□	172.0#	2878	2938	2938	298	251	554	961	655	1614
30 x 84 x 48 x 24"	GSSH30844824S/CR	□□□	□□□	□□	□□	□□	□□□	□□□	189.0#	2918	2980	2980	337	251	589	970	655	1621
24 x 48 x 54 x 30"	GSSH24485430S/CR	□□□	□□□	□□	□□	□□	□□□	□□□	144.0#	$ 2773	$ 2827	$ 2827	$ 251	$ 268	$ 521	$ 655	$ 679	$ 1332
24 x 48 x 60 x 30"	GSSH24486030S/CR	□□□	□□□	□□	□□	□□	□□□	□□□	153.0#	2776	2834	2834	251	277	531	655	701	1353
24 x 48 x 66 x 30"	GSSH24486630S/CR	□□□	□□□	□□	□□	□□	□□□	□□□	161.0#	2816	2866	2866	251	288	542	655	862	1516
24 x 48 x 72 x 30"	GSSH24487230S/CR	□□□	□□□	□□	□□	□□	□□□	□□□	170.0#	2878	2938	2938	251	298	554	655	961	1614
24 x 48 x 84 x 30"	GSSH24488430S/CR	□□□	□□□	□□	□□	□□	□□□	□□□	187.0#	2918	2980	2980	251	337	589	655	970	1621
30 x 48 x 54 x 24"	GSSH30485424S/CR	□□□	□□□	□□	□□	□□	□□□	□□□	145.0#	2773	2827	2827	251	268	521	655	679	1332
30 x 48 x 60 x 24"	GSSH30486024S/CR	□□□	□□□	□□	□□	□□	□□□	□□□	152.0#	2776	2834	2834	251	277	531	655	701	1353
30 x 48 x 66 x 24"	GSSH30486624S/CR	□□□	□□□	□□	□□	□□	□□□	□□□	159.0#	2816	2866	2866	251	288	542	655	862	1516
30 x 48 x 72 x 24"	GSSH30487224S/CR	□□□	□□□	□□	□□	□□	□□□	□□□	167.0#	2878	2938	2938	251	298	554	655	961	1614
30 x 48 x 84 x 24"	GSSH30488424S/CR	□□□	□□□	□□	□□	□□	□□□	□□□	181.0#	2918	2980	2980	251	337	589	655	970	1621
	Ⓐ	Ⓑ	Ⓒ	Ⓓ	Ⓔ	Ⓕ	Ⓖ	Ⓗ										

HOW TO ORDER

Indicate the following information on order form:
1. Quantity of each item.
2. Model number, including options. See "How To Build a Model Number".
3. Any special service required.

Note: • The □ indicates that a choice is required.
- The absence of the □ indicates that no choice is required.
- Alpha-numeric characters in place of □ indicate that no other alternatives are available.

HOW TO BUILD A MODEL NUMBER

Ⓐ Select basic model.

Ⓑ Select edge style.

74P	- 74P edge
KN	- Knife edge
MP	- Membrane edge

Ⓒ Select PowerUp module location.
Select only one from the following and add the appropriate upcharge to the base price.

PUN	- No data
PUL	- Left module; add $146
PUR	- Right module; add $146
PUB	- Both left and right modules; add $296

Ⓓ Select modesty panel option.

NM	- No modesty panel
LM	- LH modesty only
RM	- RH modesty only
WM	- Both modesty panels

See pricing column for full modesty panel upcharge.
Add upcharge to unit price for "LM", "RM" and "WM" options.

Ⓔ Select wire trough and power option.

NW	- No wire trough
WL	- Wire trough LH only
WR	- Wire trough RH only
WW	- Wire trough Both

Add upcharge to unit price for "WL", "WR" and "WW" options.

Ⓕ Select base finish.
Refer to the **Product Color Options** page in this price list.

Ⓖ Select edge/PowerUp color.
Refer to the **Product Color Options** page in this price list.
Edge color offerings are based on edge style selections. The color selection will apply to the trim, edge, PowerUp module and crank grommet. Trim color doesn't apply to the membrane edge selection.

Ⓗ Select surface finish.
Refer to the **Product Color Options** page in this price list.
Surface finish offerings are based on edge style selections. Laminate finishes are only available on (74P) 74P edge and (KN) knife edge worksurfaces. The membrane color selections are only available on the (MP) membrane edge worksurfaces.

FINISH INFORMATION

Additional Laminate Offering
Additional laminates beyond KI standard offering, are available with two weeks extended leadtime. To specify additional laminates, use these designators followed by the supplier's color/pattern code:

Formica - LF/supplier's color pattern code
Nevamar - LN/supplier's color pattern code
Wilsonart - LW/supplier's color pattern code

KI's standard laminate finish is the supplier's recommended finish for that color/pattern.
Note: Nonstandard laminates from these suppliers (example: textured laminates) require a Product Modification Request.
Contact customer service for details.

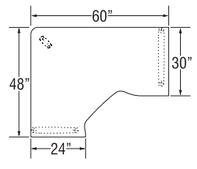

Basic Model:
GSSH**24486030**S/F

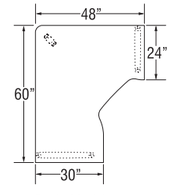

Basic Model:
GSSH**30604824**S/F

INFORMATION

Options are always specified left to right from the seated position

SPECIAL SERVICES

Special Carton Marking

With specially marked information N/C

Shipping
Ships **knocked down, FOB Manitowoc, WI 54220, freight prepaid.** Freight class 100.

Specifications and prices are subject to change without prior notice.

Genesis® Worksurfaces
Reduction Square Shoe Electric Height Adjustable

KI

Genesis® Worksurfaces
Reduction Square Shoe Electric Height Adjustable



GSHE

Reduction Basic Square Shoe Electric Height Adjustable Single-Left

- Extended corner surface
- Three-legged table base
- Height adjusts from 24”-51”
- Standard or deluxe up/down switch
- Adjustable glides
- Worksurfaces are undersized by 1-1/4” from side-to-side and 1/2” from back-to-front from the stated dimensions
- Wire trough and modesty panel should not be ordered together on adjustable tables

	MODEL NUMBER																	
D x L x W x D	Basic Model	Edge Style	Electrical Control	Module Location	Modesty Panel	Wire Trough	Base Finish	Edge Color	Surface Finish	Approx. Packaged Weight	74P Edge (74P)	Knife Edge (KN)	Membrane Edge (MP)	LH Modesty Panel add to list price	RH Modesty Panel add to list price	Both Modesty Panels add to list price	Left Wire Trough add to list price	Right Wire Trough add to list price	Both Wire Troughs add to list price
		Ⓐ	Ⓑ	Ⓒ	Ⓓ	Ⓔ	Ⓕ	Ⓖ	Ⓗ	Ⓘ									
24 x 54 x 48 x 30”	GSHE24544830S	□□□	□	□□□	□□	□□	□□	□□□	□□□	164.0#	$ 5357	$ 5420	$ 5420	$ 268	$ 251	$ 521	$ 679	$ 655	$ 1332
24 x 60 x 48 x 30”	GSHE24604830S	□□□	□	□□□	□□	□□	□□	□□□	□□□	171.0#	5360	5423	5423	277	251	531	701	655	1353
24 x 66 x 48 x 30”	GSHE24664830S	□□□	□	□□□	□□	□□	□□	□□□	□□□	178.0#	5433	5497	5497	288	251	542	862	655	1516
24 x 72 x 48 x 30”	GSHE24724830S	□□□	□	□□□	□□	□□	□□	□□□	□□□	185.0#	5508	5567	5567	298	251	554	961	655	1614
24 x 84 x 48 x 30”	GSHE24844830S	□□□	□	□□□	□□	□□	□□	□□□	□□□	199.0#	5585	5644	5644	337	251	589	970	655	1621
30 x 54 x 48 x 24”	GSHE30544824S	□□□	□	□□□	□□	□□	□□	□□□	□□□	166.0#	5357	5420	5420	268	251	521	679	655	1332
30 x 60 x 48 x 24”	GSHE30604824S	□□□	□	□□□	□□	□□	□□	□□□	□□□	174.0#	5360	5423	5423	277	251	531	701	655	1353
30 x 66 x 48 x 24”	GSHE30664824S	□□□	□	□□□	□□	□□	□□	□□□	□□□	182.0#	5433	5497	5497	288	251	542	862	655	1516
30 x 72 x 48 x 24”	GSHE30724824S	□□□	□	□□□	□□	□□	□□	□□□	□□□	190.0#	5508	5567	5567	298	251	554	961	655	1614
30 x 84 x 48 x 24”	GSHE30844824S	□□□	□	□□□	□□	□□	□□	□□□	□□□	206.0#	5585	5644	5644	337	251	589	970	655	1621

HOW TO ORDER

Indicate the following information on order form:
1. Quantity of each item.
2. Model number, including options. See “How To Build a Model Number”.
3. Any special service required.

Note: • The □ indicates that a choice is required.
- The absence of the □ indicates that no choice is required.
- Alpha-numeric characters in place of □ indicate that no other alternatives are available.

HOW TO BUILD A MODEL NUMBER

Ⓐ Select basic model.

Ⓑ Select edge style.

74P	- 74P edge
KN	- Knife edge
MP	- Membrane edge

Ⓒ Select electric control style.

S	- Standard up/down switch
D	- Deluxe up/down switch; add $152

Ⓓ Select PowerUp module location.
Select only one from the following and add the appropriate upcharge to the base price.

PUN	- No data
PUL	- Left module; add $146
PUR	- Right module; add $146
PUB	- Both left and right modules; add $296

Ⓔ Select modesty panel option.

NM	- No modesty panel
LM	- LH modesty only
RM	- RH modesty only
WM	- Both modesty panels

See pricing column for full modesty panel upcharge.
Add upcharge to unit price for “LM”, “RM” and “WM” options.

Ⓕ Select wire trough and power option.

NW	- No wire trough
WL	- Wire trough LH only
WR	- Wire trough RH only
WW	- Wire trough Both

Add upcharge to unit price for “WL”, “WR” and “WW” options.

Ⓖ Select base finish.
Refer to the **Product Color Options** page in this price list.

Ⓗ Select edge/PowerUp color.
Refer to the **Product Color Options** page in this price list.
Edge color offerings are based on edge style selections. The color selection will apply to the trim, edge, PowerUp module and crank grommet. Trim color doesn’t apply to the membrane edge selection.

Ⓘ Select surface finish.
Refer to the **Product Color Options** page in this price list.
Surface finish offerings are based on edge style selections. Laminate finishes are only available on (74P) 74P edge and (KN) knife edge worksurfaces. The membrane color selections are only available on the (MP) membrane edge worksurfaces.

FINISH INFORMATION

Additional Laminate Offering

Additional laminates beyond KI standard offering, are available with two weeks extended leadtime.
To specify additional laminates, use these designators followed by the supplier’s color/pattern code:

Formica - LF/supplier’s color pattern code
Nevamar - LN/supplier’s color pattern code
Wilsonart - LW/supplier’s color pattern code

KI’s standard laminate finish is the supplier’s recommended finish for that color/pattern.
Note: Nonstandard laminates from these suppliers (example: textured laminates) require a Product Modification Request.
Contact customer service for details.

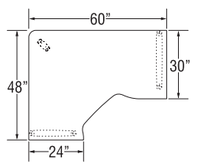

Basic Model:
GSSH**24486030**S/F

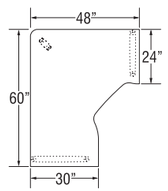

Basic Model:
GSSH**30604824**S/F

INFORMATION

Options are always specified left to right from the seated position

SPECIAL SERVICES

Special Carton Marking

With specially marked information	N/C

Shipping

Ships **knocked down, FOB Manitowoc, WI 54220, freight prepaid.** Freight class 100.

Specifications and prices are subject to change without prior notice.

Genesis® Worksurfaces

Reduction Square Shoe Electric Height Adjustable

Genesis® Worksurfaces
Reduction Square Shoe Electric Height Adjustable



GSHE

Reduction Basic Square Shoe Electric Height Adjustable Single-Right

- Extended corner surface
- Three-legged table base
- Height adjusts from 24”-51”
- Standard or deluxe up/down switch
- Adjustable glides
- Worksurfaces are undersized by 1-1/4” from side-to-side and 1/2” from back-to-front from the stated dimensions
- Wire trough and modesty panel should not be ordered together on adjustable tables

	MODEL NUMBER																	
D x L x W x D	Basic Model	Edge Style	Electrical Control	Module Location	Modesty Panel	Wire Trough	Base Finish	Edge Color	Surface Finish	Approx. Packaged Weight	74P Edge (74P)	Knife Edge (KN)	Membrane Edge (MP)	LH Modesty Panel add to list price	RH Modesty Panel add to list price	Both Modesty Panels add to list price	Left Wire Trough add to list price	Right Wire Trough add to list price	Both Wire Troughs add to list price
24 x 48 x 54 x 30”	GSHE24485430S	□□□	□	□□□	□□	□□	□□	□□□	□□□	166.0#	$ 5357	$ 5420	$ 5420	$ 251	$ 268	$ 521	$ 655	$ 679	$ 1332
24 x 48 x 60 x 30”	GSHE24486030S	□□□	□	□□□	□□	□□	□□	□□□	□□□	174.0#	5360	5423	5423	251	277	531	655	701	1353
24 x 48 x 66 x 30”	GSHE24486630S	□□□	□	□□□	□□	□□	□□	□□□	□□□	182.0#	5433	5497	5497	251	288	542	655	862	1516
24 x 48 x 72 x 30”	GSHE24487230S	□□□	□	□□□	□□	□□	□□	□□□	□□□	190.0#	5508	5567	5567	251	298	554	655	961	1614
24 x 48 x 84 x 30”	GSHE24488430S	□□□	□	□□□	□□	□□	□□	□□□	□□□	206.0#	5585	5644	5644	251	337	589	655	970	1621
30 x 48 x 54 x 24”	GSHE30485424S	□□□	□	□□□	□□	□□	□□	□□□	□□□	164.0#	5357	5420	5420	251	268	521	655	679	1332
30 x 48 x 60 x 24”	GSHE30486024S	□□□	□	□□□	□□	□□	□□	□□□	□□□	171.0#	5360	5423	5423	251	277	531	655	701	1353
30 x 48 x 66 x 24”	GSHE30486624S	□□□	□	□□□	□□	□□	□□	□□□	□□□	178.0#	5433	5497	5497	251	288	542	655	862	1516
30 x 48 x 72 x 24”	GSHE30487224S	□□□	□	□□□	□□	□□	□□	□□□	□□□	185.0#	5508	5567	5567	251	298	554	655	961	1614
30 x 48 x 84 x 24”	GSHE30488424S	□□□	□	□□□	□□	□□	□□	□□□	□□□	199.0#	5585	5644	5644	251	337	589	655	970	1621
		Ⓐ	Ⓑ	Ⓒ	Ⓓ	Ⓔ	Ⓕ	Ⓖ	Ⓗ	Ⓘ									

HOW TO ORDER

Indicate the following information on order form:
1. Quantity of each item.
2. Model number, including options. See “How To Build a Model Number”.
3. Any special service required.

Note: • The □ indicates that a choice is required.
- The absence of the □ indicates that no choice is required.
- Alpha-numeric characters in place of □ indicate that no other alternatives are available.

HOW TO BUILD A MODEL NUMBER

Ⓐ Select basic model.

Ⓑ Select edge style.

74P	- 74P edge
KN	- Knife edge
MP	- Membrane edge

Ⓒ Select electric control style.

S	- Standard up/down switch
D	- Deluxe up/down switch; add $152

Ⓓ Select PowerUp module location.
Select only one from the following and add the appropriate upcharge to the base price.

PUN	- No data
PUL	- Left module; add $146
PUR	- Right module; add $146
PUB	- Both left and right modules; add $296

Ⓔ Select modesty panel option.

NM	- No modesty panel
LM	- LH modesty only
RM	- RH modesty only
WM	- Both modesty panels

See pricing column for full modesty panel upcharge.
Add upcharge to unit price for “LM”, “RM” and “WM” options.

Ⓕ Select wire trough and power option.

NW	- No wire trough
WL	- Wire trough LH only
WR	- Wire trough RH only
WW	- Wire trough Both

Add upcharge to unit price for “WL”, “WR” and “WW” options.

Ⓖ Select base finish.
Refer to the **Product Color Options** page in this price list.

Ⓗ Select edge/PowerUp color.
Refer to the **Product Color Options** page in this price list.
Edge color offerings are based on edge style selections. The color selection will apply to the trim, edge, PowerUp module and crank grommet. Trim color doesn’t apply to the membrane edge selection.

Ⓘ Select surface finish.
Refer to the **Product Color Options** page in this price list.
Surface finish offerings are based on edge style selections. Laminate finishes are only available on (74P) 74P edge and (KN) knife edge worksurfaces. The membrane color selections are only available on the (MP) membrane edge worksurfaces.

FINISH INFORMATION

Additional Laminate Offering

Additional laminates beyond KI standard offering, are available with two weeks extended leadtime.
To specify additional laminates, use these designators followed by the supplier’s color/pattern code:

Formica - LF/supplier’s color pattern code
Nevamar - LN/supplier’s color pattern code
Wilsonart - LW/supplier’s color pattern code

KI’s standard laminate finish is the supplier’s recommended finish for that color/pattern.
Note: Nonstandard laminates from these suppliers (example: textured laminates) require a Product Modification Request.
Contact customer service for details.

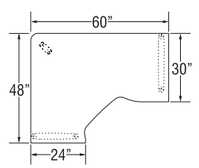

Basic Model:
GSSH**24486030**S/F

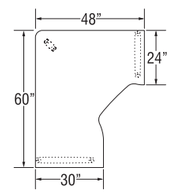

Basic Model:
GSSH**30604824**S/F

INFORMATION

Options are always specified left to right from the seated position

SPECIAL SERVICES

Special Carton Marking

With specially marked information	N/C

Shipping

Ships **knocked down, FOB Manitowoc, WI 54220, freight prepaid.** Freight class 100.

Specifications and prices are subject to change without prior notice.

Genesis® Worksurfaces

"P" Shaped Peninsula

KI

Genesis® Worksurfaces

"P" Shaped Peninsula



GSTP

Fixed Height-Left

- Corner surface with conferencing end
- Fixed height at 29"
- Adjustable glides

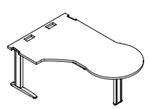

GSTP

Fixed Height-Right

- Corner surface with conferencing end
- Fixed height at 29"
- Adjustable glides

		MODEL NUMBER																			
	D x W x L	Basic Model	Edge Style	Module Location	Modesty Panel	Wire Trough	Overhead Grommet	Trans. Legs	Base Finish	Edge Color	Surface Finish	Approx. Packaged Weight	74P Edge (74P)	Knife Edge (KN)	LH Modesty Panel add to list price	RH Modesty Panel add to list price	Both Modesty Panels add to list price	Wire Trough add to list price
			Ⓐ	Ⓑ	Ⓒ	Ⓓ	Ⓔ	Ⓕ	Ⓖ	Ⓗ	Ⓘ	Ⓙ									
	60 x 48 x 24"	GSTP604824S/F	□□□	□□□	□□	□□	□□□	□□	□□	□□□	□□□	131.0#	$ 2369	$ 2562	$ 257	$ 191	$ 449	$ 642
	66 x 48 x 24"	GSTP664824S/F	□□□	□□□	□□	□□	□□□	□□	□□	□□□	□□□	139.0#	2462	2688	268	191	461	642
	72 x 48 x 24"	GSTP724824S/F	□□□	□□□	□□	□□	□□□	□□	□□	□□□	□□□	147.0#	2473	2735	277	191	469	642
	84 x 48 x 24"	GSTP844824S/F	□□□	□□□	□□	□□	□□□	□□	□□	□□□	□□□	155.0#	2567	2763	288	191	479	642
	60 x 48 x 30"	GSTP604830S/F	□□□	□□□	□□	□□	□□□	□□	□□	□□□	□□□	139.0#	2369	2562	257	191	449	642
	66 x 48 x 30"	GSTP664830S/F	□□□	□□□	□□	□□	□□□	□□	□□	□□□	□□□	147.0#	2462	2688	268	191	461	642
	72 x 48 x 30"	GSTP724830S/F	□□□	□□□	□□	□□	□□□	□□	□□	□□□	□□□	155.0#	2473	2735	277	191	469	642
	84 x 48 x 30"	GSTP844830S/F	□□□	□□□	□□	□□	□□□	□□	□□	□□□	□□□	162.0#	2567	2763	288	191	479	642
	24 x 48 x 60"	GSTP244860S/F	□□□	□□□	□□	□□	□□□	□□	□□	□□□	□□□	131.0#	$ 2369	$ 2562	$ 191	$ 257	$ 449	$ 642
	24 x 48 x 66"	GSTP244866S/F	□□□	□□□	□□	□□	□□□	□□	□□	□□□	□□□	139.0#	2462	2688	191	268	461	642
	24 x 48 x 72"	GSTP244872S/F	□□□	□□□	□□	□□	□□□	□□	□□	□□□	□□□	147.0#	2473	2735	191	277	469	642
	24 x 48 x 84"	GSTP244884S/F	□□□	□□□	□□	□□	□□□	□□	□□	□□□	□□□	155.0#	2567	2763	191	288	479	642
	30 x 48 x 60"	GSTP304860S/F	□□□	□□□	□□	□□	□□□	□□	□□	□□□	□□□	139.0#	2369	2562	191	257	449	642
	30 x 48 x 66"	GSTP304866S/F	□□□	□□□	□□	□□	□□□	□□	□□	□□□	□□□	147.0#	2462	2688	191	268	461	642
	30 x 48 x 72"	GSTP304872S/F	□□□	□□□	□□	□□	□□□	□□	□□	□□□	□□□	155.0#	2473	2735	191	277	469	642
	30 x 48 x 84"	GSTP304884S/F	□□□	□□□	□□	□□	□□□	□□	□□	□□□	□□□	162.0#	2567	2763	191	288	479	642

HOW TO ORDER

Indicate the following information on order form:
1. Quantity of each item.
2. Model number, including options. See "How To Build a Model Number".
3. Any special service required.

Note: • The □ indicates that a choice is required.
- The absence of the □ indicates that no choice is required.
- Alpha-numeric characters in place of □ indicate that no other alternatives are available.

HOW TO BUILD A MODEL NUMBER

Ⓐ Select basic model.

Ⓑ Select edge style.

74P	- 74P edge
KN	- Knife edge

Ⓒ Select PowerUp module location.
Select only one from the following and add the appropriate upcharge to the base price.

PUN	- No data
PUL	- Left module; add $146
PUR	- Right module; add $146
PUB	- Both left and right modules; add $296

Ⓓ Select modesty panel options.

NM	- No modesty panel
LM	- LH modesty only
RM	- RH modesty only
WM	- Both modesty panels

See pricing column for full modesty panel upcharge.
Add upcharge to unit price for "LM", "RM" and "WM" option.

Ⓔ Select wire trough and power option.

NW	- No wire trough
WW	- Wire trough

Add upcharge to unit price for "WW" option.

Ⓕ Select overhead grommet.

OGN	- Overhead grommets no
OGY	- Overhead grommets yes

OGY not available for 24" deep dual rectangles wider then 60".

Ⓖ Select transition legs.

TS	- No transition foot
TL	- Left transition foot
TR	- Right transition foot
TB	- Both transition feet

TR, TL and TB not allowed on 24" deep dual surfaces.

Ⓗ Select base finish.
Refer to the **Product Color Options** page in this price list.

Ⓘ Select edge color.
Refer to the **Product Color Options** page in this price list.
Edge color offerings are based on edge style selections. The color selection will apply to the trim, edge and PowerUp module.

Ⓙ Select surface finish.
Refer to the **Product Color Options** page in this price list.
Surface finish offerings are based on edge style selections. Laminate finishes are only available on (74P) 74P edge and (KN) knife edge worksurfaces.

FINISH INFORMATION

Additional Laminate Offering

Additional laminates beyond KI standard offering, are available with two weeks extended leadtime.
To specify additional laminates, use these designators followed by the supplier's color/pattern code:

Formica - LF/supplier's color pattern code
Nevamar - LN/supplier's color pattern code
Wilsonart - LW/supplier's color pattern code

KI's standard laminate finish is the supplier's recommended finish for that color/pattern.
Note: Nonstandard laminates from these suppliers (example: textured laminates) require a Product Modification Request.
Contact customer service for details.

SPECIAL SERVICES

Special Carton Marking

With specially marked information	N/C

Shipping

Ships **knocked down, FOB Manitowoc, WI 54220, freight prepaid.** Freight class 100.

Specifications and prices are subject to change without prior notice.

Genesis® Worksurfaces

"P" Shaped Peninsula

Genesis® Worksurfaces

"P" Shaped Peninsula

	MODEL	D x W x L	MODEL NUMBER: Basic Model	Edge Style Ⓑ	Module Location Ⓒ	Modesty Panel Ⓓ	Wire Trough Ⓔ	Base Finish Ⓕ	Edge Color Ⓖ	Surface Finish Ⓗ	Approx. Packaged Weight	74P Edge (74P)	Knife Edge (KN)	LH Modesty Panel add to list price	RH Modesty Panel add to list price	Both Modesty Panels add to list price	Wire Trough add to list price
 GSTP	**Pin Height Adjustable-Left** • Corner surface with conferencing end • Height adjusts from 24"-31" in 1" increments • Adjustable glides • Wire trough and modesty panel should not be ordered together on adjustable tables	60 x 48 x 24"	GSTP604824S/P	□□□	□□□	□□	□□	□□	□□□	□□□	135.0#	$ 2670	$ 2862	$ 257	$ 191	$ 449	$ 642
		66 x 48 x 24"	GSTP664824S/P	□□□	□□□	□□	□□	□□	□□□	□□□	143.0#	2762	2985	268	191	461	642
		72 x 48 x 24"	GSTP724824S/P	□□□	□□□	□□	□□	□□	□□□	□□□	151.0#	2772	3032	277	191	469	642
		84 x 48 x 24"	GSTP844824S/P	□□□	□□□	□□	□□	□□	□□□	□□□	159.0#	2867	3064	288	191	479	642
		60 x 48 x 30"	GSTP604830S/P	□□□	□□□	□□	□□	□□	□□□	□□□	143.0#	2670	2862	257	191	449	642
		66 x 48 x 30"	GSTP664830S/P	□□□	□□□	□□	□□	□□	□□□	□□□	151.0#	2762	2985	268	191	461	642
		72 x 48 x 30"	GSTP724830S/P	□□□	□□□	□□	□□	□□	□□□	□□□	159.0#	2772	3032	277	191	469	642
		84 x 48 x 30"	GSTP844830S/P	□□□	□□□	□□	□□	□□	□□□	□□□	166.0#	2867	3064	288	191	479	642
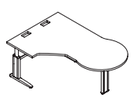 GSTP	**Pin Height Adjustable-Right** • Corner surface with conferencing end • Height adjusts from 24"-31" in 1" increments • Adjustable glides • Wire trough and modesty panel should not be ordered together on adjustable tables	24 x 48 x 60"	GSTP244860S/P	□□□	□□□	□□	□□	□□	□□□	□□□	135.0#	$ 2670	$ 2862	$ 191	$ 257	$ 449	$ 642
		24 x 48 x 66"	GSTP244866S/P	□□□	□□□	□□	□□	□□	□□□	□□□	143.0#	2762	2985	191	268	461	642
		24 x 48 x 72"	GSTP244872S/P	□□□	□□□	□□	□□	□□	□□□	□□□	151.0#	2772	3032	191	277	469	642
		24 x 48 x 84"	GSTP244884S/P	□□□	□□□	□□	□□	□□	□□□	□□□	159.0#	2867	3064	191	288	479	642
		30 x 48 x 60"	GSTP304860S/P	□□□	□□□	□□	□□	□□	□□□	□□□	143.0#	2670	2862	191	257	449	642
		30 x 48 x 66"	GSTP304866S/P	□□□	□□□	□□	□□	□□	□□□	□□□	151.0#	2762	2985	191	268	461	642
		30 x 48 x 72"	GSTP304872S/P	□□□	□□□	□□	□□	□□	□□□	□□□	159.0#	2772	3032	191	277	469	642
		30 x 48 x 84"	GSTP304884S/P	□□□	□□□	□□	□□	□□	□□□	□□□	166.0#	2867	3064	191	288	479	642
				Ⓐ	Ⓑ	Ⓒ	Ⓓ	Ⓔ	Ⓕ	Ⓖ	Ⓗ						

HOW TO ORDER

Indicate the following information on order form:
1. Quantity of each item.
2. Model number, including options. See "How To Build a Model Number".
3. Any special service required.

Note: • The □ indicates that a choice is required.
- The absence of the □ indicates that no choice is required.
- Alpha-numeric characters in place of □ indicate that no other alternatives are available.

HOW TO BUILD A MODEL NUMBER

Ⓐ Select basic model.

Ⓑ Select edge style.

74P	- 74P edge
KN	- Knife edge

Ⓒ Select PowerUp module location.
Select only one from the following and add the appropriate upcharge to the base price.

PUN	- No data
PUL	- Left module; add $146
PUR	- Right module; add $146
PUB	- Both left and right modules; add $296

Ⓓ Select modesty panel.

NM	- No modesty panel
LM	- LH modesty only
RM	- RH modesty only
WM	- Both modesty panels

See pricing column for full modesty panel upcharge.
Add upcharge to unit price for "LM", "RM" and "WM" options.

Ⓔ Select wire trough and power option.

NW	- No wire trough
WW	- Wire trough

Add upcharge to unit price for "WW" option.

Ⓕ Select base finish.
Refer to the **Product Color Options** page in this price list.

Ⓖ Select edge color.
Refer to the **Product Color Options** page in this price list.
Edge color offerings are based on edge style selections. The color selection will apply to the trim, edge and PowerUp module.

Ⓗ Select surface finish.
Refer to the **Product Color Options** page in this price list.
Surface finish offerings are based on edge style selections. Laminate finishes are only available on (74P) 74P edge and (KN) knife edge worksurfaces.

FINISH INFORMATION

Additional Laminate Offering

Additional laminates beyond KI standard offering, are available with two weeks extended leadtime. To specify additional laminates, use these designators followed by the supplier's color/pattern code:

Formica - LF/supplier's color pattern code
Nevamar - LN/supplier's color pattern code
Wilsonart - LW/supplier's color pattern code

KI's standard laminate finish is the supplier's recommended finish for that color/pattern.
Note: Nonstandard laminates from these suppliers (example: textured laminates) require a Product Modification Request.
Contact customer service for details.

SPECIAL SERVICES

Special Carton Marking

With specially marked information	N/C

Shipping

Ships **knocked down, FOB Manitowoc, WI 54220, freight prepaid.** Freight class 100.

Specifications and prices are subject to change without prior notice.

Genesis® Worksurfaces
Arcade Peninsula

KI

Genesis® Worksurfaces
Arcade Peninsula

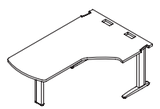

GSAP
Fixed Height-Left

- Corner surface with conferencing end
- Fixed height at 29"
- Adjustable glides

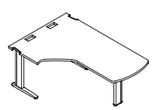

GSAP
Fixed Height-Right

- Corner surface with conferencing end
- Fixed height at 29"
- Adjustable glides

	MODEL NUMBER														
D x W x L	Basic Model	Edge Style	Module Location	Modesty Panel	Wire Trough	Overhead Grommet	Trans. Legs	Base Finish	Edge Color	Surface Finish	Approx. Packaged Weight	74P Edge (74P)	Knife Edge (KN)	Membrane Edge (MP)	LH Modesty Panel add to list price	RH Modesty Panel add to list price	Both Modesty Panels add to list price	Wire Trough add to list price
		Ⓐ	Ⓑ	Ⓒ	Ⓓ	Ⓔ	Ⓕ	Ⓖ	Ⓗ	Ⓘ	Ⓙ							
60 x 48 x 24"	GSAP604824S/F	□□□	□□□	□□	□□	□□□	□□	□□	□□□	□□□	127.0#	$ 2193	$ 2291	$ 2291	$ 277	$ 251	$ 531	$ 642
66 x 48 x 24"	GSAP664824S/F	□□□	□□□	□□	□□	□□□	□□	□□	□□□	□□□	135.0#	2283	2415	2415	288	251	542	642
72 x 48 x 24"	GSAP724824S/F	□□□	□□□	□□	□□	□□□	□□	□□	□□□	□□□	143.0#	2291	2464	2464	298	251	554	642
84 x 48 x 24"	GSAP844824S/F	□□□	□□□	□□	□□	□□□	□□	□□	□□□	□□□	151.0#	2389	2495	2495	337	251	589	642
60 x 48 x 30"	GSAP604830S/F	□□□	□□□	□□	□□	□□□	□□	□□	□□□	□□□	135.0#	2193	2291	2291	277	251	531	642
66 x 48 x 30"	GSAP664830S/F	□□□	□□□	□□	□□	□□□	□□	□□	□□□	□□□	143.0#	2283	2415	2415	288	251	542	642
72 x 48 x 30"	GSAP724830S/F	□□□	□□□	□□	□□	□□□	□□	□□	□□□	□□□	151.0#	2291	2464	2464	298	251	554	642
84 x 48 x 30"	GSAP844830S/F	□□□	□□□	□□	□□	□□□	□□	□□	□□□	□□□	158.0#	2389	2495	2495	337	251	589	642
24 x 48 x 60"	GSAP244860S/F	□□□	□□□	□□	□□	□□□	□□	□□	□□□	□□□	127.0#	$ 2193	$ 2291	$ 2291	$ 251	$ 277	$ 531	$ 642
24 x 48 x 66"	GSAP244866S/F	□□□	□□□	□□	□□	□□□	□□	□□	□□□	□□□	135.0#	2283	2415	2415	251	288	542	642
24 x 48 x 72"	GSAP244872S/F	□□□	□□□	□□	□□	□□□	□□	□□	□□□	□□□	143.0#	2291	2464	2464	251	298	554	642
24 x 48 x 84"	GSAP244884S/F	□□□	□□□	□□	□□	□□□	□□	□□	□□□	□□□	151.0#	2389	2495	2495	191	288	479	642
30 x 48 x 60"	GSAP304860S/F	□□□	□□□	□□	□□	□□□	□□	□□	□□□	□□□	135.0#	2193	2291	2291	251	277	531	642
30 x 48 x 66"	GSAP304866S/F	□□□	□□□	□□	□□	□□□	□□	□□	□□□	□□□	143.0#	2283	2415	2415	251	288	542	642
30 x 48 x 72"	GSAP304872S/F	□□□	□□□	□□	□□	□□□	□□	□□	□□□	□□□	151.0#	2291	2464	2464	251	298	554	642
30 x 48 x 84"	GSAP304884S/F	□□□	□□□	□□	□□	□□□	□□	□□	□□□	□□□	158.0#	2389	2495	2495	251	337	589	642

HOW TO ORDER

Indicate the following information on order form:
1. Quantity of each item.
2. Model number, including options. See "How To Build a Model Number".
3. Any special service required.

Note: • The □ indicates that a choice is required.
• The absence of the □ indicates that no choice is required.
• Alpha-numeric characters in place of □ indicate that no other alternatives are available.

HOW TO BUILD A MODEL NUMBER

Ⓐ Select basic model.

Ⓑ Select edge style.

74P	- 74P edge
KN	- Knife edge
MP	- Membrane edge

Ⓒ Select PowerUp module location.
Select only one from the following and add the appropriate upcharge to the base price.

PUN	- No data
PUL	- Left module; add $146
PUR	- Right module; add $146
PUB	- Both left and right modules; add $296

Ⓓ Select modesty panel.

NM	- No modesty panel
LM	- LH modesty only
RM	- RH modesty only
WM	- Both modesty panels

See pricing column for full modesty panel upcharge.
Add upcharge to unit price for "LM", "RM" and "WM" options.

Ⓔ Select wire trough and power option.

NW	- No wire trough
WW	- Wire trough

Add upcharge to unit price for "WW" option.

Ⓕ Select overhead grommet.

OGN	- Overhead grommets no
OGY	- Overhead grommets yes

Ⓖ Select transition legs.

TS	- No transition foot
TL	- Left transition foot
TR	- Right transition foot
TB	- Both transition feet

Ⓗ Select base finish.
Refer to the **Product Color Options** page in this price list.

Ⓘ Select edge color.
Refer to the **Product Color Options** page in this price list.
Edge color offerings are based on edge style selections. The color selection will apply to the trim, edge and PowerUp module.

Ⓙ Select surface finish.
Refer to the **Product Color Options** page in this price list.
Surface finish offerings are based on edge style selections. Laminate finishes are only available on (74P) 74P edge and (KN) knife edge worksurfaces.

FINISH INFORMATION

Additional Laminate Offering
Additional laminates beyond KI standard offering, are available with two weeks extended leadtime. To specify additional laminates, use these designators followed by the supplier's color/pattern code:

Formica - LF/supplier's color pattern code
Nevamar - LN/supplier's color pattern code
Wilsonart - LW/supplier's color pattern code

KI's standard laminate finish is the supplier's recommended finish for that color/pattern.
Note: Nonstandard laminates from these suppliers (example: textured laminates) require a Product Modification Request.
Contact customer service for details.

SPECIAL SERVICES

Special Carton Marking

With specially marked information	N/C

Shipping
Ships **knocked down, FOB Manitowoc, WI 54220, freight prepaid.** Freight class 100.

Specifications and prices are subject to change without prior notice.

Genesis® Worksurfaces
Arcade Peninsula

KI

Genesis® Worksurfaces
Arcade Peninsula

	MODEL	D x W x L	MODEL NUMBER Basic Model	Edge Style Ⓑ	Module Location Ⓒ	Modesty Panel Ⓓ	Wire Trough Ⓔ	Base Finish Ⓕ	Edge Color Ⓖ	Surface Finish Ⓗ	Approx. Packaged Weight	74P Edge (74P)	Knife Edge (KN)	Membrane Edge (MP)	LH Modesty Panel add to list price	RH Modesty Panel add to list price	Both Modesty Panels add to list price	Wire Trough add to list price
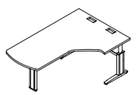 GSAP	**Pin Height Adjustable-Left** • Corner surface with conferencing end • Height adjusts from 24"-31" in 1" increments • Adjustable glides • Wire trough and modesty panel should not be ordered together on adjustable tables	60 x 48 x 24"	GSAP604824S/P	□□□	□□□	□□	□□	□□	□□□	□□□	131.0#	$ 2492	$ 2588	$ 2588	$ 277	$ 251	$ 531	$ 642
		66 x 48 x 24"	GSAP664824S/P	□□□	□□□	□□	□□	□□	□□□	□□□	139.0#	2582	2717	2717	288	251	542	642
		72 x 48 x 24"	GSAP724824S/P	□□□	□□□	□□	□□	□□	□□□	□□□	147.0#	2587	2763	2763	298	251	554	642
		84 x 48 x 24"	GSAP844824S/P	□□□	□□□	□□	□□	□□	□□□	□□□	155.0#	2688	2792	2792	337	251	589	642
		60 x 48 x 30"	GSAP604830S/P	□□□	□□□	□□	□□	□□	□□□	□□□	139.0#	2492	2588	2588	277	251	531	642
		66 x 48 x 30"	GSAP664830S/P	□□□	□□□	□□	□□	□□	□□□	□□□	147.0#	2582	2717	2717	288	251	542	642
		72 x 48 x 30"	GSAP724830S/P	□□□	□□□	□□	□□	□□	□□□	□□□	155.0#	2587	2763	2763	298	251	554	642
		84 x 48 x 30"	GSAP844830S/P	□□□	□□□	□□	□□	□□	□□□	□□□	162.0#	2688	2792	2792	337	251	589	642
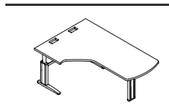 GSAP	**Pin Height Adjustable-Right** • Corner surface with conferencing end • Height adjusts from 24"-31" in 1" increments • Adjustable glides • Wire trough and modesty panel should not be ordered together on adjustable tables	24 x 48 x 60"	GSAP244860S/P	□□□	□□□	□□	□□	□□	□□□	□□□	131.0#	$ 2492	$ 2588	$ 2588	$ 251	$ 277	$ 531	$ 642
		24 x 48 x 66"	GSAP244866S/P	□□□	□□□	□□	□□	□□	□□□	□□□	139.0#	2582	2717	2717	251	288	542	642
		24 x 48 x 72"	GSAP244872S/P	□□□	□□□	□□	□□	□□	□□□	□□□	147.0#	2587	2763	2763	251	298	554	642
		24 x 48 x 84"	GSAP244884S/P	□□□	□□□	□□	□□	□□	□□□	□□□	155.0#	2688	2792	2792	251	337	589	642
		30 x 48 x 60"	GSAP304860S/P	□□□	□□□	□□	□□	□□	□□□	□□□	139.0#	2492	2588	2588	251	277	531	642
		30 x 48 x 66"	GSAP304866S/P	□□□	□□□	□□	□□	□□	□□□	□□□	147.0#	2582	2717	2717	251	288	542	642
		30 x 48 x 72"	GSAP304872S/P	□□□	□□□	□□	□□	□□	□□□	□□□	155.0#	2587	2763	2763	251	298	554	642
		30 x 48 x 84"	GSAP304884S/P	□□□	□□□	□□	□□	□□	□□□	□□□	162.0#	2688	2792	2792	251	337	589	642

Ⓐ Ⓑ Ⓒ Ⓓ Ⓔ Ⓕ Ⓖ Ⓗ

HOW TO ORDER

Indicate the following information on order form:
1. Quantity of each item.
2. Model number, including options. See "How To Build a Model Number".
3. Any special service required.

Note: • The □ indicates that a choice is required.
- The absence of the □ indicates that no choice is required.
- Alpha-numeric characters in place of □ indicate that no other alternatives are available.

HOW TO BUILD A MODEL NUMBER

Ⓐ Select basic model.

Ⓑ Select edge style.

74P	- 74P edge
KN	- Knife edge
MP	- Membrane edge

Ⓒ Select PowerUp module location.
Select only one from the following and add the appropriate upcharge to the base price.

PUN	- No data
PUL	- Left module; add $146
PUR	- Right module; add $146
PUB	- Both left and right modules; add $296

Ⓓ Select modesty panel.

NM	- No modesty panel
LM	- LH modesty only
RM	- RH modesty only
WM	- Both modesty panels

See pricing column for full modesty panel upcharge.
Add upcharge to unit price for "LM", "RM" and "WM" options.

Ⓔ Select wire trough and power option.

NW	- No wire trough
WW	- Wire trough

Add upcharge to unit price for "WW" option.

Ⓕ Select base finish.
Refer to the **Product Color Options** page in this price list.

Ⓖ Select edge color.
Refer to the **Product Color Options** page in this price list.
Edge color offerings are based on edge style selections. The color selection will apply to the trim, edge and PowerUp module.

Ⓗ Select surface finish.
Refer to the **Product Color Options** page in this price list.
Surface finish offerings are based on edge style selections. Laminate finishes are only available on (74P) 74P edge and (KN) knife edge worksurfaces.

FINISH INFORMATION

Additional Laminate Offering
Additional laminates beyond KI standard offering, are available with two weeks extended leadtime. To specify additional laminates, use these designators followed by the supplier's color/pattern code:

Formica - LF/supplier's color pattern code
Nevamar - LN/supplier's color pattern code
Wilsonart - LW/supplier's color pattern code

KI's standard laminate finish is the supplier's recommended finish for that color/pattern.
Note: Nonstandard laminates from these suppliers (example: textured laminates) require a Product Modification Request.
Contact customer service for details.

SPECIAL SERVICES

Special Carton Marking

With specially marked information	N/C

Shipping
Ships **knocked down, FOB Manitowoc, WI 54220, freight prepaid.** Freight class 100.

Specifications and prices are subject to change without prior notice.

Genesis® Worksurfaces
Two-Legged Corner

KI

Genesis® Worksurfaces
Two-Legged Corner

	MODEL	W x H	MODEL NUMBER: Basic Model	Edge Style Ⓑ	Module Location Ⓒ	Modesty Panel Ⓓ	Base Finish Ⓔ	Edge Color Ⓕ	Surface Finish Ⓖ	Approx. Packaged Weight	74P Edge (74P)	Knife Edge (KN)	Membrane Edge (MP)	Modesty Panel add to list price
	**Fixed Height** • Corner surface • Fixed height at 29” • Adjustable glides • For cross-brace specify GXBRxx (for rectangles)	24 x 42”	GC2C2442S/F	□□□	□□□	□□	□□	□□□	□□□	278.0#	$ 1403	$ 1572	$ 1572	$ 479
		24 x 48”	GC2C2448S/F	□□□	□□□	□□	□□	□□□	□□□	290.0#	1494	1665	1665	501
		24 x 54”	GC2C2454S/F	□□□	□□□	□□	□□	□□□	□□□	304.0#	1694	1821	1821	525
		30 x 42”	GC2C3042S/F	□□□	□□□	□□	□□	□□□	□□□	278.0#	1461	1639	1639	479
		30 x 48”	GC2C3048S/F	□□□	□□□	□□	□□	□□□	□□□	290.0#	1557	1733	1733	501
GC2C		30 x 54”	GC2C3054S/F	□□□	□□□	□□	□□	□□□	□□□	304.0#	1747	1821	1821	525

Ⓐ

HOW TO ORDER

Indicate the following information on order form:
1. Quantity of each item.
2. Model number, including options. See “How To Build a Model Number”.
3. Any special service required.

Note: • The □ indicates that a choice is required.
- The absence of the □ indicates that no choice is required.
- Alpha-numeric characters in place of □ indicate that no other alternatives are available.

HOW TO BUILD A MODEL NUMBER

Ⓐ Select basic model.

Ⓑ Select edge style.

74P	- 74P edge
KN	- Knife edge
MP	- Membrane edge

Ⓒ Select PowerUp module location.
Select only one from the following and add the appropriate upcharge to the base price.

PUN	- No data
PUL	- Left module; add $146
PUR	- Right module; add $146
PUB	- Both left and right modules; add $296

Ⓓ Select modesty panel.

NM	- No modesty panel
WM	- With modesty panel

See pricing column for full modesty panel upcharge.
Add upcharge to unit price for “WM” option.

Ⓔ Select base finish.
Refer to the **Product Color Options** page in this price list.

Ⓕ Select edge color.
Refer to the **Product Color Options** page in this price list.
Edge color offerings are based on edge style selections. The color selection will apply to the trim, edge and PowerUp module.

Ⓖ Select surface finish.
Refer to the **Product Color Options** page in this price list.
Surface finish offerings are based on edge style selections. Laminate finishes are only available on (74P) 74P edge and (KN) knife edge worksurfaces.

FINISH INFORMATION

Additional Laminate Offering
Additional laminates beyond KI standard offering, are available with two weeks extended leadtime.
To specify additional laminates, use these designators followed by the supplier’s color/pattern code:

Formica - LF/supplier’s color pattern code
Nevamar - LN/supplier’s color pattern code
Wilsonart - LW/supplier’s color pattern code

KI’s standard laminate finish is the supplier’s recommended finish for that color/pattern.
Note: Nonstandard laminates from these suppliers (example: textured laminates) require a Product Modification Request.
Contact customer service for details.

SPECIAL SERVICES

Special Carton Marking

With specially marked information	N/C

Shipping
Ships **knocked down, FOB Manitowoc, WI 54220, freight prepaid.** Freight class 100.

Specifications and prices are subject to change without prior notice.

Genesis® Worksurfaces
Two-Legged Corner

KI

Genesis® Worksurfaces
Two-Legged Corner

	MODEL	W x H	MODEL NUMBER: Basic Model	Edge Style	Module Location	Modesty Panel	Base Finish	Edge Color	Surface Finish	Approx. Packaged Weight	74P Edge (74P)	Knife Edge (KN)	Membrane Edge (MP)	Modesty Panel add to list price
 GC2C	**Pin Height Adjustable** • Corner surface with conferencing end • Height adjusts from 24"-31" in 1" increments • Adjustable glides • Wire trough and modesty panel should not be ordered together on adjustable tables	24 x 42"	GC2C2442S/P	□□□	□□□	□□	□□	□□□	□□□	76.0#	$ 1570	$ 1737	$ 1737	$ 479
		24 x 48"	GC2C2448S/P	□□□	□□□	□□	□□	□□□	□□□	97.0#	1662	1828	1828	501
		24 x 54"	GC2C2454S/P	□□□	□□□	□□	□□	□□□	□□□	120.0#	1861	1986	1986	525
		30 x 42"	GC2C3042S/P	□□□	□□□	□□	□□	□□□	□□□	81.0#	1630	1810	1810	479
		30 x 48"	GC2C3048S/P	□□□	□□□	□□	□□	□□□	□□□	102.0#	1726	1902	1902	501
		30 x 54"	GC2C3054S/P	□□□	□□□	□□	□□	□□□	□□□	125.0#	1866	1990	1990	525
 GC2C	**Crank Height Adjustable** • Corner surface with conferencing end • Height adjusts from 22"-33" • Adjustable glides • Worksurfaces are undersized by 1/4" from side-to-side and 1/4" from back-to-front from the stated dimensions • Wire trough and modesty panel should not be ordered together on adjustable tables	24 x 42"	GC2C2442S/CR	□□□	□□□	□□	□□	□□□	□□□	80.0#	$ 1904	$ 2072	$ 2072	$ 479
		24 x 48"	GC2C2448S/CR	□□□	□□□	□□	□□	□□□	□□□	101.0#	1990	2159	2159	501
		24 x 54"	GC2C2454S/CR	□□□	□□□	□□	□□	□□□	□□□	124.0#	2193	2314	2314	525
		30 x 42"	GC2C3042S/CR	□□□	□□□	□□	□□	□□□	□□□	85.0#	1962	2141	2141	479
		30 x 48"	GC2C3048S/CR	□□□	□□□	□□	□□	□□□	□□□	106.0#	2055	2230	2230	501
		30 x 54"	GC2C3054S/CR	□□□	□□□	□□	□□	□□□	□□□	129.0#	2198	2320	2320	525
				Ⓐ	Ⓑ	Ⓒ	Ⓓ	Ⓔ	Ⓕ	Ⓖ				

Note: • The □ indicates that a choice is required.
• The absence of the □ indicates that no choice is required.
• Alpha-numeric characters in place of □ indicate that no other alternatives are available.

HOW TO ORDER

Indicate the following information on order form:
1. Quantity of each item.
2. Model number, including options. See "How To Build a Model Number".
3. Any special service required.

HOW TO BUILD A MODEL NUMBER

Ⓐ Select basic model.

Ⓑ Select edge style.

74P	- 74P edge
KN	- Knife edge
MP	- Membrane edge

Ⓒ Select PowerUp module location.
Select only one from the following and add the appropriate upcharge to the base price.

PUN	- No data
PUL	- Left module; add $146
PUR	- Right module; add $146
PUB	- Both left and right modules; add $296

Ⓓ Select modesty panel.

NM	- No modesty panel
WM	- With modesty panel

See pricing column for full modesty panel upcharge.
Add upcharge to unit price "WM" option.

Ⓔ Select base finish.
Refer to the **Product Color Options** page in this price list.

Ⓕ Select edge color.
Refer to the **Product Color Options** page in this price list.
Edge color offerings are based on edge style selections. The color selection will apply to the trim, edge and PowerUp module.

Ⓖ Select surface finish.
Refer to the **Product Color Options** page in this price list.
Surface finish offerings are based on edge style selections. Laminate finishes are only available on (74P) 74P edge and (KN) knife edge worksurfaces.

FINISH INFORMATION

Additional Laminate Offering
Additional laminates beyond KI standard offering, are available with two weeks extended leadtime.
To specify additional laminates, use these designators followed by the supplier's color/pattern code:

Formica - LF/supplier's color pattern code
Nevamar - LN/supplier's color pattern code
Wilsonart - LW/supplier's color pattern code

KI's standard laminate finish is the supplier's recommended finish for that color/pattern.
Note: Nonstandard laminates from these suppliers (example: textured laminates) require a Product Modification Request.
Contact customer service for details.

SPECIAL SERVICES

Special Carton Marking

With specially marked information	N/C

Shipping
Ships **knocked down, FOB Manitowoc, WI 54220, freight prepaid.** Freight class 100.

Specifications and prices are subject to change without prior notice.

Genesis® Worksurfaces
Two-Legged Corner

KI

Genesis® Worksurfaces
Two-Legged Corner



GC2E

MODEL	W x H	MODEL NUMBER: Basic Model	Edge Style	Electrical Control	Module Location	Modesty Panel	Base Finish	Edge Color	Surface Finish	Approx. Packaged Weight	74P Edge (74P)	Knife Edge (KN)	Membrane Edge (MP)	Modesty Panel add to list price
Electric Height Adjustable Single • Corner surface with conferencing end • Height adjusts from 24”-51” • Standard or deluxe up/down switch • Adjustable glides • Worksurfaces are undersized by 1-1/4” from side-to-side and 1/2” from back-to-front from the stated dimensions • Wire trough and modesty panel should not be ordered together on adjustable tables	24 x 42”	GC2E2442S	□□□	□	□□□	□□	□□	□□□	□□□	102.0#	$ 3463	$ 3626	$ 3626	$ 479
	24 x 48”	GC2E2448S	□□□	□	□□□	□□	□□	□□□	□□□	123.0#	3553	3719	3719	501
	24 x 54”	GC2E2454S	□□□	□	□□□	□□	□□	□□□	□□□	146.0#	3596	3725	3725	525
	30 x 48”	GC2E3048S	□□□	□	□□□	□□	□□	□□□	□□□	123.0#	3553	3783	3783	501
	30 x 54”	GC2E3054S	□□□	□	□□□	□□	□□	□□□	□□□	146.0#	3780	3787	3787	525
			Ⓐ	Ⓑ	Ⓒ	Ⓓ	Ⓔ	Ⓕ	Ⓖ	Ⓗ				

HOW TO ORDER

Indicate the following information on order form:
1. Quantity of each item.
2. Model number, including options. See “How To Build a Model Number”.
3. Any special service required.

Note: • The □ indicates that a choice is required.
- The absence of the □ indicates that no choice is required.
- Alpha-numeric characters in place of □ indicate that no other alternatives are available.

HOW TO BUILD A MODEL NUMBER

Ⓐ Select basic model.

Ⓑ Select edge style.

74P	- 74P edge
KN	- Knife edge
MP	- Membrane edge

Ⓒ Select electric control style.

S	- Standard up/down switch
D	- Deluxe up/down switch; add $152

Ⓓ Select PowerUp module location.
Select only one from the following and add the appropriate upcharge to the base price.

PUN	- No data
PUL	- Left module; add $146
PUR	- Right module; add $146
PUB	- Both left and right modules; add $296

Ⓔ Select modesty panel option.

NM	- No modesty panel
WM	- With modesty panel

See pricing column for full modesty panel upcharge.
Add upcharge to unit price for “WM” option.

Ⓕ Select base finish.
Refer to the **Product Color Options** page in this price list.

Ⓖ Select edge color.
Refer to the **Product Color Options** page in this price list.
Edge color offerings are based on edge style selections. The color selection will apply to the trim, edge and PowerUp module.

Ⓗ Select surface finish.
Refer to the **Product Color Options** page in this price list.
Surface finish offerings are based on edge style selections. Laminate finishes are only available on (74P) 74P edge and (KN) knife edge worksurfaces.

FINISH INFORMATION

Additional Laminate Offering
Additional laminates beyond KI standard offering, are available with two weeks extended leadtime.
To specify additional laminates, use these designators followed by the supplier’s color/pattern code:

Formica - LF/supplier’s color pattern code
Nevamar - LN/supplier’s color pattern code
Wilsonart - LW/supplier’s color pattern code

KI’s standard laminate finish is the supplier’s recommended finish for that color/pattern.
Note: Nonstandard laminates from these suppliers (example: textured laminates) require a Product Modification Request.
Contact customer service for details.

SPECIAL SERVICES

Special Carton Marking

With specially marked information	N/C

Shipping
Ships **knocked down, FOB Manitowoc, WI 54220, freight prepaid.** Freight class 100.

Specifications and prices are subject to change without prior notice.

Balance® Storage and Accessories
Overhead Storage

Balance® Storage and Accessories
Overhead Storage

	MODEL	W	MODEL NUMBER: Basic Model	Cabinet Paint Color	Fabric Color	Upper Door Solid Color	Upper Door Laminate	Laminate Door Edge Color	Lock Option	Lock Color	Approx. Packaged Weight	Delivered Pricing	Delivered Pricing Fabric Grade 1 & C.O.M.	Delivered Pricing Fabric Grade 2	Delivered Pricing Fabric Grade 3 & Pallas Vertical Fabric Grade PV	Delivered Pricing Pallas Vertical Fabric Grade PV1	Delivered Pricing Pallas Vertical Fabric Grade PV2
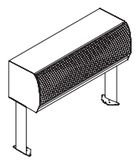 BOH	**Balance® Overhead Cabinet-Fabric Upper Door** • Fabric covered upper door • Painted cabinet and lower door • Shelf dividers available separately • Cabinet is fully assembled • Door stores above top of cabinet	30”	BLCF30/GBO	□□	□□□□				□□□	□□□	50.0#	N/A	$ 1843	$ 1858	$ 1879	$ 1911	$ 1938
		36”	BLCF36/GBO	□□	□□□□				□□□	□□□	56.0#	N/A	1879	1892	1921	1952	1976
		42”	BLCF42/GBO	□□	□□□□				□□□	□□□	62.0#	N/A	1920	1932	1963	1990	2022
		48”	BLCF48/GBO	□□	□□□□				□□□	□□□	68.0#	N/A	2010	2024	2052	2085	2115
		54”	BLCF54/GBO	□□	□□□□				□□□	□□□	74.0#	N/A	2148	2162	2198	2227	2263
		60”	BLCF60/GBO	□□	□□□□				□□□	□□□	80.0#	N/A	2173	2187	2219	2257	2291
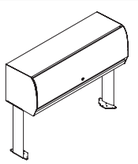 BOH	**Balance® Overhead Cabinet-Solid Color Upper Door** • Colored or translucent extruded polypropylene door • Painted cabinet and lower door • Shelf dividers available separately • Cabinet is fully assembled • Door stores above top of cabinet	30”	BLCS30/GBO	□□		□□□			□□□	□□□	50.0#	$ 1716					
		36”	BLCS36/GBO	□□		□□□			□□□	□□□	56.0#	1755					
		42”	BLCS42/GBO	□□		□□□			□□□	□□□	62.0#	1793					
		48”	BLCS48/GBO	□□		□□□			□□□	□□□	68.0#	1880					
		54”	BLCS54/GBO	□□		□□□			□□□	□□□	74.0#	1997					
		60”	BLCS60/GBO	□□		□□□			□□□	□□□	80.0#	2024					
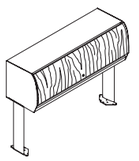 BOH	**Balance® Overhead Cabinet Laminate Upper Door** • Laminate covered upper door • Painted cabinet and lower door • Shelf dividers available separately • Cabinet is fully assembled • Door stores above top of cabinet	30”	BLCL30/GBO	□□			□□□	□□□	□□□	□□□	50.0#	$ 2037					
		36”	BLCL36/GBO	□□			□□□	□□□	□□□	□□□	56.0#	2111					
		42”	BLCL42/GBO	□□			□□□	□□□	□□□	□□□	62.0#	2189					
		48”	BLCL48/GBO	□□			□□□	□□□	□□□	□□□	68.0#	2292					
		54”	BLCL54/GBO	□□			□□□	□□□	□□□	□□□	74.0#	2479					
		60”	BLCL60/GBO	□□			□□□	□□□	□□□	□□□	80.0#	2518					

Ⓐ Ⓑ Ⓒ Ⓓ Ⓔ Ⓕ Ⓖ Ⓗ

HOW TO ORDER

Indicate the following information on order form:
1. Quantity of each item.
2. Model number, including options. See “How To Build a Model Number”.
3. Any special service required.

Note: • The □ indicates that a choice is required.
- The absence of the □ indicates that no choice is required.
- Alpha-numeric characters in place of □ indicate that no other alternatives are available.

HOW TO BUILD A MODEL NUMBER

Ⓐ Select basic model.

Ⓑ Select cabinet paint color.
Refer to the **Product Color Options** page in this price list.

Ⓒ Select upper door fabric.
Refer to **ki.com/fabrics**

Ⓓ Select upper door solid color.
Refer to the **Product Color Options** page in this price list.

Ⓔ Select upper door laminate color.
Refer to the **Product Color Options** page in this price list.

Ⓕ Select laminate door edge color.
Refer to the **Product Color Options** page in this price list.

Ⓖ Select lock option.

KA	- Key alike
NLC	- No lock core
KS	- Key standard

Ⓗ Select lock color.
Refer to the **Product Color Options** page in this price list.

SPECIAL SERVICES

Special Carton Marking

With specially marked information	N/C

Shipping

Ships **assembled, FOB Manitowoc, WI 54220, freight prepaid.** Freight class 77.5.

Specifications and prices are subject to change without prior notice.

Balance® Storage and Accessories
Balance® Accessories

	MODEL	Features	W	MODEL NUMBER Basic Model	Approx. Packaged Weight	Delivered Pricing
HRDPT	**P-Series Keys** • Double bit design • Range of 200 different core/key numbers available • Must specify lock number(s) requested when ordering cut key or lock core/key sets	Lock Core/2 Key Set - Black		2.KP20522	0.4#	$ 15
		Lock Core/2 Key Set - Satin Chrome		2.KP20522.SC	0.4#	15
		Master Key		2.KP20550	0.2#	11
		Extractor Key		2.KP20551	0.2#	11
		Blank Key		2.KP20552	0.2#	3
		Cut Key		2.KP20557	0.2#	4

Ⓐ

HOW TO ORDER

Indicate the following information on order form:
1. Quantity of each item.
2. Model number, including options. See “How To Build a Model Number”.
3. Any special service required.

Note: • The ☐ indicates that a choice is required.
- The absence of the ☐ indicates that no choice is required.
- Alpha-numeric characters in place of ☐ indicate that no other alternatives are available.

HOW TO BUILD A MODEL NUMBER

Ⓐ Select basic model.

SPECIAL SERVICES

Special Carton Marking

With specially marked information N/C

Shipping

Ships **assembled, FOB Manitowoc, WI 54220, freight prepaid.** Freight class 100.

Specifications and prices are subject to change without prior notice.

Universal Storage and Accessories
Overhead Storage

Universal Storage and Accessories
Overhead Storage

	MODEL	W	MODEL NUMBER: Basic Model	Assembly	Paint Color	Fabric Color	Laminate Color	Lock Option	Lock Color	Approx. Packaged Weight	Delivered Pricing	Delivered Pricing Fabric Grade 1 & C.O.M.	Delivered Pricing Fabric Grade 2	Delivered Pricing Fabric Grade 3 & Pallas Vertical Fabric Grade PV	Delivered Pricing Pallas Vertical Fabric Grade PV1	Delivered Pricing Pallas Vertical Fabric Grade PV2
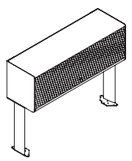 GUOF	**Universal - Fabric Door Overhead Cabinet** • Steel end panels, bottom and top shelf with powder-coated finish • Fabric-covered door	30”	GUOF30	□	□□	□□□□		□□□	□□□	39.0#	N/A	$ 1205	$ 1214	$ 1244	$ 1266	$ 1290
		36”	GUOF36	□	□□	□□□□		□□□	□□□	45.0#	N/A	1243	1253	1277	1304	1330
		42”	GUOF42	□	□□	□□□□		□□□	□□□	51.0#	N/A	1267	1282	1307	1332	1360
		48”	GUOF48	□	□□	□□□□		□□□	□□□	57.0#	N/A	1304	1316	1341	1368	1394
		54”	GUOF54	□	□□	□□□□		□□□	□□□	63.0#	N/A	1455	1475	1500	1531	1561
		60”	GUOF60	□	□□	□□□□		□□□	□□□	69.0#	N/A	1524	1536	1568	1597	1628
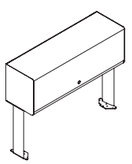 GUOS	**Universal - Steel Door Overhead Cabinet** • Steel end panels, bottom, top shelf, and door with powder-coated finish	30”	GUOS30	□	□□			□□□	□□□	39.0#	$ 1122					
		36”	GUOS36	□	□□			□□□	□□□	45.0#	1150					
		42”	GUOS42	□	□□			□□□	□□□	51.0#	1185					
		48”	GUOS48	□	□□			□□□	□□□	57.0#	1267					
		54”	GUOS54	□	□□			□□□	□□□	63.0#	1344					
		60”	GUOS60	□	□□			□□□	□□□	69.0#	1409					
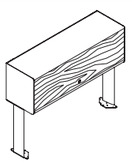 GUOL	**Universal - Laminate Door Overhead Cabinet** • Steel end panels, bottom and top shelf with powder-coated finish • High-pressure laminate on particleboard door	30”	GUOL30	□	□□		□□□	□□□	□□□	39.0#	$ 1197					
		36”	GUOL36	□	□□		□□□	□□□	□□□	45.0#	1249					
		42”	GUOL42	□	□□		□□□	□□□	□□□	51.0#	1297					
		48”	GUOL48	□	□□		□□□	□□□	□□□	57.0#	1343					
		54”	GUOL54	□	□□		□□□	□□□	□□□	63.0#	1478					
		60”	GUOL60	□	□□		□□□	□□□	□□□	69.0#	1546					

Ⓐ Ⓑ Ⓒ Ⓓ Ⓔ Ⓕ Ⓖ

HOW TO ORDER

Indicate the following information on order form:
1. Quantity of each item.
2. Model number, including options. See “How To Build a Model Number”.
3. Any special service required.

Note: • The □ indicates that a choice is required.
- The absence of the □ indicates that no choice is required.
- Alpha-numeric characters in place of □ indicate that no other alternatives are available.

HOW TO BUILD A MODEL NUMBER

Ⓐ Select basic model.

Ⓑ Select assembly.

F	- Fully Assembled; add $175
U	- Unassembled

Ⓒ Select paint color.
Refer to the **Product Color Options** page in this price list.

Ⓓ Select fabric color.
Refer to **ki.com/fabrics**

Ⓔ Select laminate color.
Refer to the **Product Color Options** page in this price list.

Ⓕ Select lock option.

KA	- Key alike
NLC	- No lock core
KS	- Key standard

Ⓖ Select lock color.
Refer to the **Product Color Options** page in this price list.

FINISH INFORMATION

Additional Laminate Offering
Additional laminates beyond KI standard offering, are available with two weeks extended leadtime. To specify additional laminates, use these designators followed by the supplier’s color/pattern code:

Formica - LF/supplier’s color pattern code
Nevamar - LN/supplier’s color pattern code
Wilsonart - LW/supplier’s color pattern code

KI’s standard laminate finish is the supplier’s recommended finish for that color/pattern.
Note: Nonstandard laminates from these suppliers (example: textured laminates) require a Product Modification Request.
Contact customer service for details.

SPECIAL SERVICES

Special Carton Marking

With specially marked information	N/C

Shipping
Ships **knocked down, FOB Manitowoc, WI 54220, freight prepaid.** Freight class 70.

Specifications and prices are subject to change without prior notice.

Universal Storage and Accessories
LED Task Lights

Universal Storage and Accessories
LED Task Lights

	MODEL	W	MODEL NUMBER Basic Model	Approx. Packaged Weight	Delivered Pricing
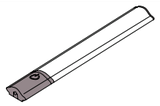 HRDPT	**Single Unit - Overhead LED Task Light** • Attaches to the bottom of overhead storage cabinets or shelving • Task lights are specified by the cabinet width to which they are attached. See "INFORMATION" at bottom of price list page for sizing chart. • Slim profile mounts effortlesly via magnets or screw-in bracket • Attachment hardware included • Touch and hold dimmability with last-state memory • Silver anodized aluminum body/black plastic end caps • 9' power supply • Includes 2 cord managers	12"	LEDTK.12.SGL.GN	1.2#	$ 147
		17"	LEDTK.17.SGL.GN	1.6#	188
		31"	LEDTK.31.SGL.GN	2.1#	230
		44"	LEDTK.44.SGL.GN	2.3#	264
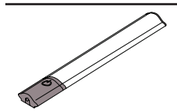 HRDPT	**Starter Unit - Overhead LED Task Light** • Attaches to the bottom of overhead storage cabinets or shelving • Task lights are specified by the cabinet width to which they are attached. See "INFORMATION" below for sizing chart. • Slim profile mounts effortlesly via magnets or screw-in bracket • Attachment hardware included • Touch and hold dimmability with last-state memory • Silver anodized aluminum body/black plastic end caps • Daisy chain with Adder units • 11' power supply • Includes 2 cord managers • Refer to Interlinking Combination table below for optimal performance of daisy chained fixtures	12"	LEDTK.12.DCP.GN	1.2#	$ 192
		17"	LEDTK.17.DCP.GN	1.6#	240
		31"	LEDTK.31.DCP.GN	2.1#	283
		44"	LEDTK.44.DCP.GN	2.3#	321
			Ⓐ		

HOW TO ORDER

Indicate the following information on order form:
1. Quantity of each item.
2. Model number, including options. See "How To Build a Model Number".
3. Any special service required.

Note: • The ☐ indicates that a choice is required.
- The absence of the ☐ indicates that no choice is required.
- Alpha-numeric characters in place of ☐ indicate that no other alternatives are available.

HOW TO BUILD A MODEL NUMBER

Ⓐ Select basic model.

INFORMATION

LED TASK LIGHT CABINET WIDTH

Cabinet Width	Light Width
24"	12" or 17"
30"	17"
36"	17"
42"	31"
48"	31"
54"	44"
60"	44"
66"	44"
72"	44"

INTERLOCKING SPECIFICATIONS

INTERLINKING COMBINATIONS (DAISY CHAIN)

# of 12"	# of 17"	# of 31"	# of 44"
6	0	0	0
5	1	0	0
5	0	0	0
4	2	0	0
4	1	0	0
4	0	1	0
4	0	0	0
3	2	0	0
3	1	1	0
3	1	0	0
3	0	1	0
3	0	0	1
3	0	0	0
2	3	0	0
2	2	1	0
2	1	1	0
2	0	2	0
2	0	0	1

INTERLOCKING SPECIFICATIONS

INTERLINKING COMBINATIONS (cont.) (DAISY CHAIN)

# of 12"	# of 17"	# of 31"	# of 44"
1	4	0	0
1	3	0	0
1	2	1	0
1	2	0	1
1	1	1	0
1	1	0	1
0	4	0	0
0	3	1	0
0	3	0	0
0	2	1	0
0	2	0	1
0	1	2	0
0	1	1	1
0	1	0	1
0	0	3	0
0	0	2	0
0	0	1	1
0	0	0	2

SPECIAL SERVICES

Special Carton Marking

With specially marked information N/C

Shipping

Ships **knocked down, FOB Manitowoc, WI 54220, freight prepaid.** Freight class 70.

Specifications and prices are subject to change without prior notice.

Universal Storage and Accessories
LED Task Lights

Universal Storage and Accessories
LED Task Lights

	MODEL	W	MODEL NUMBER Basic Model	Approx. Packaged Weight	Delivered Pricing
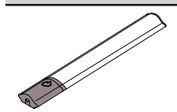 HRDPT	**Adder Unit - Overhead LED Task Light** • Attaches to the bottom of overhead storage cabinets or shelving • Task lights are specified by the cabinet width to which they are attached. See "INFORMATION" below for sizing chart. • Slim profile mounts effortlesly via magnets or screw-in bracket • Attachment hardware included • Touch and hold dimmability with last-state memory • Silver anodized aluminum body/black plastic end caps • Daisy chain with Starter units • 18' jumper cord and connect to starter unit • Includes 2 cord managers • Does not inlcude power supply; must purchase starter unit with power supply • Controlled by the on/off/dimmer of the starter unit • Refer to Interlinking Combination table below for optimal performance of daisy chained fixtures	12" 17" 31" 44"	LEDTK.12.DCA.GN LEDTK.17.DCA.GN LEDTK.31.DCA.GN LEDTK.44.DCA.GN	1.2# 1.6# 2.1# 2.3#	$ 95 109 152 188

Ⓐ

HOW TO ORDER

Indicate the following information on order form:
1. Quantity of each item.
2. Model number, including options. See "How To Build a Model Number".
3. Any special service required.

Note: • The ☐ indicates that a choice is required.
- The absence of the ☐ indicates that no choice is required.
- Alpha-numeric characters in place of ☐ indicate that no other alternatives are available.

HOW TO BUILD A MODEL NUMBER

Ⓐ Select basic model.

INFORMATION

LED TASK LIGHT CABINET WIDTH

Cabinet Width	Light Width
24"	12" or 17"
30"	17"
36"	17"
42"	31"
48"	31"
54"	44"
60"	44"
66"	44"
72"	44"

INTERLOCKING SPECIFICATIONS

INTERLINKING COMBINATIONS
(DAISY CHAIN)

# of 12"	# of 17"	# of 31"	# of 44"
6	0	0	0
5	1	0	0
5	0	0	0
4	2	0	0
4	1	0	0
4	0	1	0
4	0	0	0
3	2	0	0
3	1	1	0
3	1	0	0
3	0	1	0
3	0	0	1
3	0	0	0
2	3	0	0
2	2	1	0
2	1	1	0
2	0	2	0
2	0	0	1

INTERLOCKING SPECIFICATIONS

INTERLINKING COMBINATIONS (cont.)
(DAISY CHAIN)

# of 12"	# of 17"	# of 31"	# of 44"
1	4	0	0
1	3	0	0
1	2	1	0
1	2	0	1
1	1	1	0
1	1	0	1
0	4	0	0
0	3	1	0
0	3	0	0
0	2	1	0
0	2	0	1
0	1	2	0
0	1	1	1
0	1	0	1
0	0	3	0
0	0	2	0
0	0	1	1
0	0	0	2

SPECIAL SERVICES

Special Carton Marking

With specially marked information N/C

Shipping

Ships **knocked down, FOB Manitowoc, WI 54220, freight prepaid.** Freight class 70.

Specifications and prices are subject to change without prior notice.

Universal Storage and Accessories
Accessories

Universal Storage and Accessories
Accessories

	MODEL	Features	W x H	MODEL NUMBER Basic Model	MODEL NUMBER Paint Color	Approx. Packaged Weight	Delivered Pricing
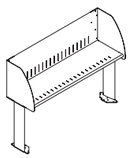 GUSS	**Shelf Kits** • Powder-coated steel end panels and bottom shelf • Accepts shelf dividers • Field installable to compatible Genesis® surfaces		30”	GUSS30	☐☐	23.0#	$ 790
			36”	GUSS36	☐☐	29.0#	807
			42”	GUSS42	☐☐	35.0#	823
			48”	GUSS48	☐☐	41.0#	837
			54”	GUSS54	☐☐	47.0#	877
			60”	GUSS60	☐☐	53.0#	898
 GTBS	**Tool Rail Kits** • Accommodates paper management components • Attaches between overhead uprights • Field installable		30”	GTBS30	☐☐	3.0#	$ 158
			36”	GTBS36	☐☐	4.0#	167
			42”	GTBS42	☐☐	4.0#	175
			48”	GTBS48	☐☐	5.0#	186
			54”	GTBS54	☐☐	6.0#	210
			60”	GTBS60	☐☐	6.0#	235
 HRDPT	**Shelf Divider** • Steel shelf dividers with powder-coated finish • Fits shelves and overheads		7-1/4 x 11-1/2”	NSD	☐☐	1.0#	$ 35
HRDPT	**P-Series Keys** • Double bit design • Range of 200 different core/key numbers available • Must specify lock number(s) requested when ordering cut key or lock core/key sets	Lock Core/2 Key Set - Black		2.KP20522		0.4#	$ 15
		Lock Core/2 Key Set - Satin Chrome		2.KP20522.SC		0.4#	15
		Master Key		2.KP20550		0.2#	11
		Extractor Key		2.KP20551		0.2#	11
		Blank Key		2.KP20552		0.2#	3
		Cut Key		2.KP20557		0.2#	4

Ⓐ Ⓑ

HOW TO ORDER

Indicate the following information on order form:
1. Quantity of each item.
2. Model number, including options. See “How To Build a Model Number”.
3. Any special service required.

Note: • The ☐ indicates that a choice is required.
- The absence of the ☐ indicates that no choice is required.
- Alpha-numeric characters in place of ☐ indicate that no other alternatives are available.

HOW TO BUILD A MODEL NUMBER

Ⓐ Select basic model.

Ⓑ Select paint color.
Refer to the **Product Color Options** page in this price list.

SPECIAL SERVICES

Special Carton Marking

With specially marked information	N/C

Shipping

Ships **knocked down, FOB Manitowoc, WI 54220, freight prepaid.** Freight class 70.

Specifications and prices are subject to change without prior notice.

Storage Accessories
Paper Management

Storage Accessories
Paper Management

	MODEL	H x W x D	MODEL NUMBER: Basic Model	MODEL NUMBER: Trim Color	Approx. Packaged Weight	Delivered Pricing
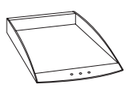 HRDPT	**Paper Tray** • Plastic construction • Stores letter or legal size documents • Suspends from tool rail • Suitable for free-standing worksurface or overhead location	2 x 9-1/2 x 14”	PLL	□□	1.0#	$ 52
 HRDPT	**Diagonal Storage** • Plastic construction • Suspends only from tool rail • Suitable for free-standing Worksurface or overhead location • Three slanted partitions per unit • Dividers in black only	2-1/2 x 7 x 12-1/2”	PDS	□□	4.0#	$ 52
			Ⓐ	Ⓑ		

HOW TO ORDER

Indicate the following information on order form:
1. Quantity of each item.
2. Model number, including options. See “How To Build a Model Number”.
3. Any special service required.

Note: • The □ indicates that a choice is required.
- The absence of the □ indicates that no choice is required.
- Alpha-numeric characters in place of □ indicate that no other alternatives are available.

HOW TO BUILD A MODEL NUMBER

Ⓐ Select basic model.

Ⓑ Select trim color.
Refer to the **Product Color Options** page in this price list.

SPECIAL SERVICES

Special Carton Marking

With specially marked information	N/C

Shipping

Ships **knocked down, FOB Manitowoc, WI 54220, freight prepaid.** Freight class 70.

Specifications and prices are subject to change without prior notice.

Storage Accessories
Paper Management

Storage Accessories
Paper Management

	MODEL	H x W x D	MODEL NUMBER: Basic Model	MODEL NUMBER: Trim Color	Approx. Packaged Weight	Delivered Pricing
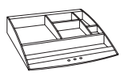	**Accessory Tray** • Injection molded plastic • Stores stamps, tape dispenser, post-it pads and paper clips • Suspends from tool rail	2 x 9-1/2 x 10”	PAT	□□	6.0#	$ 43
HRDPT						
	**Pencil Cup** • Injection molded plastic • Suspends from tool rail	4 x 4 x 3-1/2”	PPC	□□	1.0#	$ 43
HRDPT						
			Ⓐ	Ⓑ		

HOW TO ORDER

Indicate the following information on order form:
1. Quantity of each item.
2. Model number, including options. See “How To Build a Model Number”.
3. Any special service required.

Note: • The □ indicates that a choice is required.
- The absence of the □ indicates that no choice is required.
- Alpha-numeric characters in place of □ indicate that no other alternatives are available.

HOW TO BUILD A MODEL NUMBER

Ⓐ Select basic model.

Ⓑ Select trim color.
Refer to the **Product Color Options** page in this price list.

SPECIAL SERVICES

Special Carton Marking

With specially marked information	N/C

Shipping

Ships **knocked down, FOB Manitowoc, WI 54220, freight prepaid.** Freight class 70.

Specifications and prices are subject to change without prior notice.

Accessories
Privacy Screens

Accessories
Privacy Screens

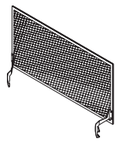

GSCR

MODEL	Overall Height	W x H	MODEL NUMBER Basic Model	Usage	Paint Color	Upholstery Color	Approx. Packaged Weight	Delivered Pricing Fabric Grade 1 & C.O.M.	Delivered Pricing Fabric Grade 2	Delivered Pricing Fabric Grade 3 & Pallas Vertical Fabric Grade PV	Delivered Pricing Pallas Vertical Fabric Grade PV1	Delivered Pricing Pallas Vertical Fabric Grade PV2
Exposed Frame Fabric Screen • Upholstered screen with painted frame • Screens attach to frame so height remains constant • Overall height is from the floor • Fabric within screens larger than 60" will be two pieces with a metal trim piece separating the two parts and trim will match frame • CLH used for screens mounted on the left side of a corner or square shoe when sitting at the desk • CRH used for screens mounted on the right side of a corner or square shoe when sitting at the desk • 24 and 30" wide 'End of Run' screens are surface mounted and not frame mounted and are to be used on fixed 'non-adjustable' only	42	24 x 25.3"	GSCR2442/EF	END	□□	□□□□□	7.0#	$ 501	$ 524	$ 543	$ 578	$ 597
	48	24 x 31.3"	GSCR2448/EF	END	□□	□□□□□	9.0#	587	613	635	670	703
	51	24 x 34.1"	GSCR2451/EF	END	□□	□□□□□	10.0#	628	655	674	721	748
	54	24 x 37.3"	GSCR2454/EF	END	□□	□□□□□	11.0#	670	703	729	777	804
	42	30 x 25.3"	GSCR3042/EF	□□□	□□	□□□□□	9.0#	592	617	640	680	707
	48	30 x 31.3"	GSCR3048/EF	□□□	□□	□□□□□	11.0#	703	729	758	803	834
	51	30 x 34.1"	GSCR3051/EF	□□□	□□	□□□□□	12.0#	751	781	812	861	895
	54	30 x 37.3	GSCR3054/EF	□□□	□□	□□□□□	14.0#	810	842	876	930	964
	42	36 x 25.3"	GSCR3642/EF	□□□	□□	□□□□□	11.0#	685	710	737	785	816
	48	36 x 31.3"	GSCR3648/EF	□□□	□□	□□□□□	14.0#	815	847	879	937	970
	51	36 x 34.1"	GSCR3651/EF	□□□	□□	□□□□□	15.0#	876	905	945	1007	1040
	54	36 x 37.3"	GSCR3654/EF	□□□	□□	□□□□□	16.0#	945	977	1018	1084	1123
	42	42 x 25.3"	GSCR4242/EF	□□□	□□	□□□□□	13.0#	777	804	837	890	924
	48	42 x 31.3"	GSCR4248/EF	□□□	□□	□□□□□	16.0#	925	963	1004	1066	1103
	51	42 x 34.1"	GSCR4251/EF	□□□	□□	□□□□□	17.0#	1000	1035	1079	1144	1188
	54	42 x 37.3"	GSCR4254/EF	□□□	□□	□□□□□	19.0#	1079	1119	1163	1241	1284
	42	48 x 25.3"	GSCR4842/EF	□□□	□□	□□□□□	15.0#	865	900	938	996	1034
	48	48 x 31.3"	GSCR4848/EF	□□□	□□	□□□□□	18.0#	1038	1081	1122	1194	1241
	51	48 x 34.1"	GSCR4851/EF	□□□	□□	□□□□□	20.0#	1118	1161	1207	1284	1332
	54	48 x 37.3"	GSCR4854/EF	□□□	□□	□□□□□	22.0#	1210	1256	1310	1392	1442
	42	54 x 25.3"	GSCR5442/EF	□□□	□□	□□□□□	17.0#	959	1000	1035	1101	1143
	48	54 x 31.3"	GSCR5448/EF	□□□	□□	□□□□□	21.0#	1151	1198	1247	1322	1374
	51	54 x 34.1"	GSCR5451/EF	□□□	□□	□□□□□	22.0#	1242	1289	1338	1426	1480
	54	54 x 37.3"	GSCR5454/EF	□□□	□□	□□□□□	25.0#	1344	1399	1453	1544	1603
			Ⓐ	Ⓑ	Ⓒ	Ⓓ						

HOW TO ORDER

Indicate the following information on order form:
1. Quantity of each item.
2. Model number, including options. See "How To Build a Model Number".
3. Any special service required.

Note: • The □ indicates that a choice is required.
- The absence of the □ indicates that no choice is required.
- Alpha-numeric characters in place of □ indicate that no other alternatives are available.

HOW TO BUILD A MODEL NUMBER

Ⓐ Select basic model.

Ⓑ Select usage for screens.

CLH	- Corner or shoe (left handed)
CRH	- Corner or shoe (right handed)
END	- End of run
STR	- Rectangle or peninsula

'End of Run Screens' only available in 24" and 30" widths.

Ⓒ Select paint color.
Refer to the **Product Color Options** page in this price list.

Ⓓ Select upholstery color.
Refer to **ki.com/fabrics**

SPECIAL SERVICES

Special Carton Marking

With specially marked information N/C

Shipping

Ships **knocked down, FOB Pembroke, ON K8A 0E1, freight prepaid.** Freight class 70.

Specifications and prices are subject to change without prior notice.

Accessories
Privacy Screens

Accessories
Privacy Screens



GSCR

MODEL	Overall Height	W x H	MODEL NUMBER Basic Model	Usage	Paint Color	Upholstery Color	Approx. Packaged Weight	Delivered Pricing Fabric Grade 1 & C.O.M.	Delivered Pricing Fabric Grade 2	Delivered Pricing Fabric Grade 3 & Pallas Vertical Fabric Grade PV	Delivered Pricing Pallas Vertical Fabric Grade PV1	Delivered Pricing Pallas Vertical Fabric Grade PV2
Exposed Frame Fabric Screen • Upholstered screen with painted frame • Screens attach to frame so height remains constant • Overall height is from the floor • Fabric within screens larger than 60" will be two pieces with a metal trim piece separating the two parts and trim will match frame • CLH used for screens mounted on the left side of a corner or square shoe when sitting at the desk • CRH used for screens mounted on the right side of a corner or square shoe when sitting at the desk • 24 and 30" wide 'End of Run' screens are surface mounted and not frame mounted and are to be used on fixed 'non-adjustable' only	42	60 x 25.3"	GSCR6042/EF	□□□	□□	□□□□□	18.0#	$ 1048	$ 1088	$ 1132	$ 1203	$ 1251
	48	60 x 31.3"	GSCR6048/EF	□□□	□□	□□□□□	23.0#	1262	1313	1366	1450	1506
	51	60 x 34.1"	GSCR6051/EF	□□□	□□	□□□□□	25.0#	1362	1416	1475	1566	1626
	54	60 x 37.3"	GSCR6054/EF	□□□	□□	□□□□□	27.0#	1480	1537	1599	1696	1763
	42	66 x 25.3"	GSCR6642/EF	□□□	□□	□□□□□	20.0#	1137	1185	1230	1308	1360
	48	66 x 31.3"	GSCR6648/EF	□□□	□□	□□□□□	25.0#	1377	1434	1487	1581	1639
	51	66 x 34.1"	GSCR6651/EF	□□□	□□	□□□□□	27.0#	1484	1542	1608	1706	1770
	54	66 x 37.3"	GSCR6654/EF	□□□	□□	□□□□□	30.0#	1613	1676	1742	1855	1921
	42	72 x 25.3"	GSCR7242/EF	□□□	□□	□□□□□	22.0#	1229	1278	1330	1415	1467
	48	72 x 31.3"	GSCR7248/EF	□□□	□□	□□□□□	27.0#	1487	1546	1610	1709	1775
	51	72 x 34.1"	GSCR7251/EF	□□□	□□	□□□□□	30.0#	1608	1671	1737	1848	1914
	54	72 x 37.3"	GSCR7254/EF	□□□	□□	□□□□□	33.0#	1745	1815	1890	2008	2083
	42	84 x 25.3"	GSCR8442/EF	□□□	□□	□□□□□	26.0#	1411	1467	1528	1621	1681
	48	84 x 31.3"	GSCR8448/EF	□□□	□□	□□□□□	32.0#	1711	1781	1854	1970	2043
	51	84 x 34.1"	GSCR8451/EF	□□□	□□	□□□□□	35.0#	1852	1922	1999	2129	2207
	54	84 x 37.3"	GSCR8454/EF	□□□	□□	□□□□□	38.0#	2016	2096	2180	2319	2401
			Ⓐ	Ⓑ	Ⓒ	Ⓓ						

HOW TO ORDER

Indicate the following information on order form:
1. Quantity of each item.
2. Model number, including options. See "How To Build a Model Number".
3. Any special service required.

Note: • The □ indicates that a choice is required.
• The absence of the □ indicates that no choice is required.
• Alpha-numeric characters in place of □ indicate that no other alternatives are available.

HOW TO BUILD A MODEL NUMBER

Ⓐ Select basic model.

Ⓑ Select usage for screens.

CLH	- Corner or shoe (left handed)
CRH	- Corner or shoe (right handed)
STR	- Rectangle or peninsula

'End of Run Screens' only available in 24" and 30" widths.

Ⓒ Select paint color.
Refer to the **Product Color Options** page in this price list.

Ⓓ Select upholstery color.
Refer to **ki.com/fabrics**

SPECIAL SERVICES

Special Carton Marking

With specially marked information N/C

Shipping

Ships **knocked down, FOB Pembroke, ON K8A 0E1, freight prepaid.** Freight class 70.

Specifications and prices are subject to change without prior notice.

Accessories
Privacy Screens

Accessories
Privacy Screens

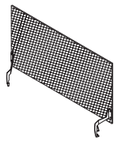

GSCRU

Fully Upholstered Fabric Screen
- Fully upholstered screen
- Screens attach to frame so height remains constant
- Overall height is from the floor
- CLH used for screens mounted on the left side of a corner or square shoe when sitting at the desk
- CRH used for screens mounted on the right side of a corner or square shoe when sitting at the desk
- 24 and 30" wide 'End of Run' screens are surface mounted and not frame mounted and are to be used on fixed 'non-adjustable' only

	Overall Height	W x H	MODEL NUMBER Basic Model	Usage	Paint Color	Upholstery Color	Approx. Packaged Weight	Delivered Pricing Fabric Grade 1 & C.O.M.	Delivered Pricing Fabric Grade 2	Delivered Pricing Fabric Grade 3 & Pallas Vertical Fabric Grade PV	Delivered Pricing Pallas Vertical Fabric Grade PV1	Delivered Pricing Pallas Vertical Fabric Grade PV2
	42	24 x 25.3"	GSCR2442/UF	END	□□	□□□□□	9.0#	$ 501	$ 524	$ 543	$ 578	$ 597
	48	24 x 31.3"	GSCR2448/UF	END	□□	□□□□□	10.0#	587	613	635	670	703
	51	24 x 34.1"	GSCR2451/UF	END	□□	□□□□□	11.0#	628	655	674	721	748
	54	24 x 37.3"	GSCR2454/UF	END	□□	□□□□□	13.0#	670	703	729	777	804
	42	30 x 25.3"	GSCR3042/UF	□□□	□□	□□□□□	11.0#	592	617	640	680	707
	48	30 x 31.3"	GSCR3048/UF	□□□	□□	□□□□□	13.0#	703	729	758	803	834
	51	30 x 34.1"	GSCR3051/UF	□□□	□□	□□□□□	14.0#	751	781	812	862	895
	54	30 x 37.3	GSCR3054/UF	□□□	□□	□□□□□	16.0#	810	842	876	930	964
	42	36 x 25.3"	GSCR3642/UF	□□□	□□	□□□□□	13.0#	685	711	737	785	798
	48	36 x 31.3"	GSCR3648/UF	□□□	□□	□□□□□	16.0#	815	848	879	937	970
	51	36 x 34.1"	GSCR3651/UF	□□□	□□	□□□□□	17.0#	876	905	945	1007	1040
	54	36 x 37.3"	GSCR3654/UF	□□□	□□	□□□□□	19.0#	945	978	1018	1084	1123
	42	42 x 25.3"	GSCR4242/UF	□□□	□□	□□□□□	15.0#	777	804	837	890	924
	48	42 x 31.3"	GSCR4248/UF	□□□	□□	□□□□□	18.0#	925	961	1004	1063	1103
	51	42 x 34.1"	GSCR4251/UF	□□□	□□	□□□□□	20.0#	1000	1035	1079	1144	1188
	54	42 x 37.3"	GSCR4254/UF	□□□	□□	□□□□□	22.0#	1079	1119	1163	1240	1284
	42	48 x 25.3"	GSCR4842/UF	□□□	□□	□□□□□	17.0#	865	900	938	996	1034
	48	48 x 31.3"	GSCR4848/UF	□□□	□□	□□□□□	21.0#	1038	1081	1122	1194	1241
	51	48 x 34.1"	GSCR4851/UF	□□□	□□	□□□□□	23.0#	1118	1161	1207	1284	1332
	54	48 x 37.3"	GSCR4854/UF	□□□	□□	□□□□□	25.0#	1210	1256	1310	1392	1442
	42	54 x 25.3"	GSCR5442/UF	□□□	□□	□□□□□	19.0#	959	1000	1035	1101	1143
	48	54 x 31.3"	GSCR5448/UF	□□□	□□	□□□□□	24.0#	1151	1198	1247	1323	1374
	51	54 x 34.1"	GSCR5451/UF	□□□	□□	□□□□□	26.0#	1242	1289	1338	1426	1480
	54	54 x 37.3"	GSCR5454/UF	□□□	□□	□□□□□	28.0#	1344	1399	1453	1544	1608
	42	60 x 25.3"	GSCR6042/UF	□□□	□□	□□□□□	21.0#	1048	1088	1132	1203	1251
	48	60 x 31.3"	GSCR6048/UF	□□□	□□	□□□□□	26.0#	1262	1313	1366	1450	1506
	51	60 x 34.1"	GSCR6051/UF	□□□	□□	□□□□□	28.0#	1362	1416	1475	1566	1625
	54	60 x 37.3"	GSCR6054/UF	□□□	□□	□□□□□	31.0#	1480	1537	1599	1696	1763
			Ⓐ	Ⓑ	Ⓒ	Ⓓ						

HOW TO ORDER

Indicate the following information on order form:
1. Quantity of each item.
2. Model number, including options. See "How To Build a Model Number".
3. Any special service required.

Note: • The □ indicates that a choice is required.
- The absence of the □ indicates that no choice is required.
- Alpha-numeric characters in place of □ indicate that no other alternatives are available.

HOW TO BUILD A MODEL NUMBER

Ⓐ Select basic model.

Ⓑ Select usage for screens.

CLH	- Corner or shoe (left handed)
CRH	- Corner or shoe (right handed)
END	- End of run
STR	- Rectangle or peninsula

'End of Run Screens' only available in 24" and 30" widths.

Ⓒ Select paint color.
Refer to the **Product Color Options** page in this price list.

Ⓓ Select upholstery color.
Refer to **ki.com/fabrics**

SPECIAL SERVICES

Special Carton Marking

With specially marked information N/C

Shipping

Ships **knocked down, FOB Pembroke, ON K8A 0E1, freight prepaid.** Freight class 70.

Specifications and prices are subject to change without prior notice.

Accessories
Privacy Screens

	MODEL	Overall Height	W x H	MODEL NUMBER Basic Model	Usage	Paint Color	Approx. Packaged Weight	Delivered Pricing
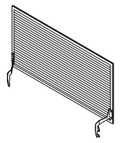 GSCR	**Clear Fluted Plastic Core Screen** • Painted metal frame with a fluted plastic core • Screens attach to frame so height remains constant • Overall height is from the floor • CLH used for screens mounted on the left side of a corner or square shoe when sitting at the desk • CRH used for screens mounted on the right side of a corner or square shoe when sitting at the desk • 24 and 30" wide 'End of Run' screens are surface mounted and not frame mounted and are to be used on fixed 'non-adjustable' only	42	24 x 25.3"	GSCR2442/TF	END	☐☐	6.0#	$ 501
		48	24 x 31.3"	GSCR2448/TF	END	☐☐	8.0#	587
		51	24 x 34.1"	GSCR2451/TF	END	☐☐	9.0#	628
		54	24 x 37.3"	GSCR2454/TF	END	☐☐	10.0#	670
		42	30 x 25.3"	GSCR3042/TF	☐☐☐	☐☐	8.0#	592
		48	30 x 31.3"	GSCR3048/TF	☐☐☐	☐☐	10.0#	703
		51	30 x 34.1"	GSCR3051/TF	☐☐☐	☐☐	11.0#	751
		54	30 x 37.3	GSCR3054/TF	☐☐☐	☐☐	12.0#	810
		42	36 x 25.3"	GSCR3642/TF	☐☐☐	☐☐	10.0#	685
		48	36 x 31.3"	GSCR3648/TF	☐☐☐	☐☐	12.0#	815
		51	36 x 34.1"	GSCR3651/TF	☐☐☐	☐☐	13.0#	876
		54	36 x 37.3"	GSCR3654/TF	☐☐☐	☐☐	14.0#	945
		42	42 x 25.3"	GSCR4242/TF	☐☐☐	☐☐	11.0#	777
		48	42 x 31.3"	GSCR4248/TF	☐☐☐	☐☐	14.0#	925
		51	42 x 34.1"	GSCR4251/TF	☐☐☐	☐☐	15.0#	1000
		54	42 x 37.3"	GSCR4254/TF	☐☐☐	☐☐	16.0#	1079
		42	48 x 25.3"	GSCR4842/TF	☐☐☐	☐☐	13.0#	865
		48	48 x 31.3"	GSCR4848/TF	☐☐☐	☐☐	16.0#	1038
		51	48 x 34.1"	GSCR4851/TF	☐☐☐	☐☐	17.0#	1118
		54	48 x 37.3"	GSCR4854/TF	☐☐☐	☐☐	19.0#	1210
		42	54 x 25.3"	GSCR5442/TF	☐☐☐	☐☐	14.0#	959
		48	54 x 31.3"	GSCR5448/TF	☐☐☐	☐☐	18.0#	1151
		51	54 x 34.1"	GSCR5451/TF	☐☐☐	☐☐	19.0#	1242
		54	54 x 37.3"	GSCR5454/TF	☐☐☐	☐☐	21.0#	1344
					Ⓐ	Ⓑ Ⓒ		

HOW TO ORDER

Indicate the following information on order form:
1. Quantity of each item.
2. Model number, including options. See "How To Build a Model Number".
3. Any special service required.

Note: • The ☐ indicates that a choice is required.
• The absence of the ☐ indicates that no choice is required.
• Alpha-numeric characters in place of ☐ indicate that no other alternatives are available.

HOW TO BUILD A MODEL NUMBER

Ⓐ Select basic model.

Ⓑ Select usage for screens.

CLH	- Corner or shoe (left handed)
CRH	- Corner or shoe (right handed)
END	- End of run
STR	- Rectangle or peninsula

'End of Run Screens' only available in 24" and 30" widths.

Ⓒ Select paint color.
Refer to the **Product Color Options** page in this price list.

SPECIAL SERVICES

Special Carton Marking

With specially marked information N/C

Shipping

Ships **knocked down, FOB Pembroke, ON K8A 0E1, freight prepaid.** Freight class 70.

Specifications and prices are subject to change without prior notice.

Accessories
Privacy Screens

	MODEL	Overall Height	W x H	MODEL NUMBER Basic Model	Usage	Paint Color	Approx. Packaged Weight	Delivered Pricing
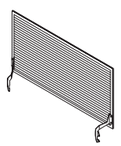 GSCR	**Clear Fluted Plastic Core Screen** • Painted metal frame with a fluted plastic core • Screens attach to frame so height remains constant • Overall height is from the floor • CLH used for screens mounted on the left side of a corner or square shoe when sitting at the desk • CRH used for screens mounted on the right side of a corner or square shoe when sitting at the desk • 24 and 30" wide 'End of Run' screens are surface mounted and not frame mounted and are to be used on fixed 'non-adjustable' only	42	60 x 25.3"	GSCR6042/TF	□□□	□□	16.0#	$ 1048
		48	60 x 31.3"	GSCR6048/TF	□□□	□□	20.0#	1262
		51	60 x 34.1"	GSCR6051/TF	□□□	□□	21.0#	1362
		54	60 x 37.3"	GSCR6054/TF	□□□	□□	23.0#	1480
		42	66 x 25.3"	GSCR6642/TF	□□□	□□	17.0#	1137
		48	66 x 31.3"	GSCR6648/TF	□□□	□□	22.0#	1377
		51	66 x 34.1"	GSCR6651/TF	□□□	□□	23.0#	1484
		54	66 x 37.3"	GSCR6654/TF	□□□	□□	26.0#	1613
		42	72 x 25.3"	GSCR7242/TF	□□□	□□	19.0#	1229
		48	72 x 31.3"	GSCR7248/TF	□□□	□□	24.0#	1487
		51	72 x 34.1"	GSCR7251/TF	□□□	□□	26.0#	1608
		54	72 x 37.3"	GSCR7254/TF	□□□	□□	28.0#	1745
		42	84 x 25.3"	GSCR8442/TF	□□□	□□	22.0#	1411
		48	84 x 31.3"	GSCR8448/TF	□□□	□□	27.0#	1711
		51	84 x 34.1"	GSCR8451/TF	□□□	□□	30.0#	1852
		54	84 x 37.3"	GSCR8454/TF	□□□	□□	33.0#	2016
				Ⓐ	Ⓑ	Ⓒ		

HOW TO ORDER

Indicate the following information on order form:
1. Quantity of each item.
2. Model number, including options. See "How To Build a Model Number".
3. Any special service required.

Note: • The □ indicates that a choice is required.
• The absence of the □ indicates that no choice is required.
• Alpha-numeric characters in place of □ indicate that no other alternatives are available.

HOW TO BUILD A MODEL NUMBER

Ⓐ Select basic model.

Ⓑ Select usage for screens.

CLH	- Corner or shoe (left handed)
CRH	- Corner or shoe (right handed)
STR	- Rectangle or peninsula

'End of Run Screens' only available in 24" and 30" widths.

Ⓒ Select paint color.
Refer to the **Product Color Options** page in this price list.

SPECIAL SERVICES

Special Carton Marking

With specially marked information	N/C

Shipping

Ships **knocked down, FOB Pembroke, ON K8A 0E1, freight prepaid.** Freight class 70.

Specifications and prices are subject to change without prior notice.

Accessories
Electrical

	MODEL	L	MODEL NUMBER Basic Model	Base Finish	Door Color	Approx. Packaged Weight	Delivered Pricing
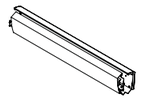 GWTR	**Straight Wire Trough** • To be used to house ridged wireway • Cannot be use with modesty panel on adjustable height surfaces	30”	GWTR30	□□	□□□	10.0#	$ 512
		36”	GWTR36	□□	□□□	13.0#	564
		42”	GWTR42	□□	□□□	15.0#	586
		48”	GWTR48	□□	□□□	18.0#	664
		54”	GWTR54	□□	□□□	21.0#	694
		60”	GWTR60	□□	□□□	23.0#	711
		66”	GWTR66	□□	□□□	26.0#	956
		72”	GWTR72	□□	□□□	29.0#	985
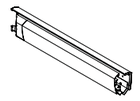 GWTC	**Corner Wire Trough - Right** • To be used to house ridged wireway • To be mounted on the right side of the corner/square shoe unit when sitting at the desk	36”	GWTC36R	□□	□□□	12.0#	$ 558
		42”	GWTC42R	□□	□□□	15.0#	608
		48”	GWTC48R	□□	□□□	18.0#	680
		54”	GWTC54R	□□	□□□	21.0#	706
		60”	GWTC60R	□□	□□□	23.0#	728
		66”	GWTC66R	□□	□□□	26.0#	897
		72”	GWTC72R	□□	□□□	29.0#	1003
		84”	GWTC84R	□□	□□□	34.0#	1010
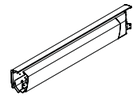 GWTC	**Corner Wire Trough - Left** • To be used to house ridged wireway • To be mounted on the left side of the corner/square shoe unit when sitting at the desk	36”	GWTC36L	□□	□□□	12.0#	$ 558
		42”	GWTC42L	□□	□□□	15.0#	608
		48”	GWTC48L	□□	□□□	18.0#	680
		54”	GWTC54L	□□	□□□	21.0#	706
		60”	GWTC60L	□□	□□□	23.0#	728
		66”	GWTC66L	□□	□□□	26.0#	897
		72”	GWTC72L	□□	□□□	29.0#	1003
		84”	GWTC84L	□□	□□□	34.0#	1010
			Ⓐ	Ⓑ	Ⓒ		

HOW TO ORDER

Indicate the following information on order form:
1. Quantity of each item.
2. Model number, including options. See “How To Build a Model Number”.
3. Any special service required.

Note: • The □ indicates that a choice is required.
- The absence of the □ indicates that no choice is required.
- Alpha-numeric characters in place of □ indicate that no other alternatives are available.

HOW TO BUILD A MODEL NUMBER

Ⓐ Select basic model.

Ⓑ Select base finish.
Refer to the **Product Color Options** page in this price list.

Ⓒ Select door color.
Refer to the **Product Color Options** page in this price list.

SPECIAL SERVICES

Special Carton Marking

With specially marked information N/C

Shipping

Ships **knocked down, FOB Manitowoc, WI 54220, freight prepaid.** Freight class 100.

Specifications and prices are subject to change without prior notice.

Accessories
Electrical

	MODEL	Features	L	MODEL NUMBER Basic Model	MODEL NUMBER Base Finish	Approx. Packaged Weight	Delivered Pricing
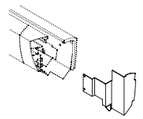 HRDPT	**Wire Trough End Cap**	LH end cap for corner condition		GWTECLH	□□	1.0#	$ 79
		RH end cap for corner condition		GWTECRH	□□	1.0#	79
		LH end cap for table end		GWTELH	□□	0.6#	77
		RH end cap for table end		GWTERH	□□	0.6#	77
 HRDPT	**Wire Trough Data Face Plate** • Data tree is included			GWTD	□□	0.2#	$ 45
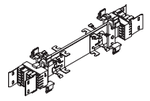 HRDPT	**Rigid Wireway** • For use with 6-2-2 power		30”	G6DS30		4.0#	$ 175
			36”	G6DS36		5.0#	182
			42”	G6DS42		5.0#	186
			48”	G6DS48		8.0#	195
			54”	G6DS54		8.0#	199
			60”	G6DS60		11.0#	224
			66”	G6DS66		11.0#	238
			72”	G6DS72		12.0#	250
			84”	G6DS84		13.0#	274
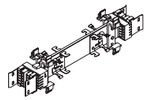 HRDPT	**Rigid Wireway** • For use with 4-2-2 power		30”	G4DS30		4.0#	$ 175
			36”	G4DS36		5.0#	182
			42”	G4DS42		5.0#	186
			48”	G4DS48		8.0#	195
			54”	G4DS54		8.0#	199
			60”	G4DS60		11.0#	224
			66”	G4DS66		11.0#	238
			72”	G4DS72		12.0#	250
			84”	G4DS84		13.0#	274
				Ⓐ	Ⓑ		

HOW TO ORDER

Indicate the following information on order form:
1. Quantity of each item.
2. Model number, including options. See “How To Build a Model Number”.
3. Any special service required.

Note: • The □ indicates that a choice is required.
- The absence of the □ indicates that no choice is required.
- Alpha-numeric characters in place of □ indicate that no other alternatives are available.

HOW TO BUILD A MODEL NUMBER

Ⓐ Select basic model.

Ⓑ Select base finish.
Refer to the **Product Color Options** page in this price list.

SPECIAL SERVICES

Special Carton Marking

With specially marked information N/C

Shipping

Ships **knocked down, FOB Manitowoc, WI 54220, freight prepaid.** Freight class 100.

Specifications and prices are subject to change without prior notice.

Accessories
Electrical

	MODEL	Features	L	MODEL NUMBER Basic Model	Base Finish	Door Color	Receptacle Color	Approx. Packaged Weight	Delivered Pricing
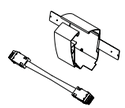 GCJ	**Jumpers** • Fills gap at trough • 21" use when screen is present • 18" for adjacent table	No power	18"	GCJ.18	□□	□□□		4.0#	$ 182
		No power	21"	GCJ.21	□□	□□□		4.0#	189
		4-4-2	18"	GCJ.418	□□	□□□		5.0#	334
		4-4-2	21"	GCJ.421	□□	□□□		5.0#	347
		6-2-2	18"	GCJ.618	□□	□□□		5.0#	334
		6-2-2	21"	GCJ.621	□□	□□□		5.0#	347
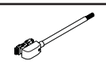 HRDPT	**Infeeds** • Base infeed • Specify 4-4-2 or 6-2-2 power	4-4-2	72"	GEIFF442				4.0#	$ 283
		6-2-2	72"	GEIFF622				4.0#	283
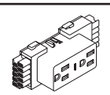 HRDPT	**Receptacles - Shared Ground 6-2-2** • Includes the modular duplex 15 amp receptacle that snaps onto a rigid wireway • Available in two 10-wire styles. Note: 10-wire styles must match on all electrical parts	Circuit 1		GE.RECP6.1			□□	0.2#	$ 47
		Circuit 2		GE.RECP6.2			□□	0.2#	47
		Circuit 3		GE.RECP6.3			□□	0.2#	47
		Circuit 4		GE.RECP6.4I				0.2#	47
		Circuit 5		GE.RECP6.5I				0.2#	47
		Circuit 6		GE.RECP6.6I				0.2#	47
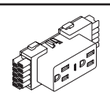 HRDPT	**Receptacles - Shared Ground 4-4-2** • Includes the modular duplex 15 amp receptacle that snaps onto a rigid wireway • Available in two 10-wire styles. Note: 10-wire styles must match all electrical parts	Circuit 1		GE.RECP4.1			□□	0.2#	$ 47
		Circuit 2		GE.RECP4.2			□□	0.2#	47
		Circuit 3		GE.RECP4.3			□□	0.2#	47
		Circuit 3		GE.RECP4.3I				0.2#	47
		Circuit 4		GE.RECP4.4I				0.2#	47
					Ⓑ	Ⓒ	Ⓓ		

HOW TO ORDER

Indicate the following information on order form:
1. Quantity of each item.
2. Model number, including options. See "How To Build a Model Number".
3. Any special service required.

Note: • The □ indicates that a choice is required.
- The absence of the □ indicates that no choice is required.
- Alpha-numeric characters in place of □ indicate that no other alternatives are available.

HOW TO BUILD A MODEL NUMBER

Ⓐ Select basic model.

Ⓑ Select base finish.
Refer to the **Product Color Options** page in this price list.

Ⓒ Select door color.
Refer to the **Product Color Options** page in this price list.

Ⓓ Select receptacle color.
Refer to the **Product Color Options** page in this price list.

SPECIAL SERVICES

Special Carton Marking

With specially marked information	N/C

Shipping

Ships **knocked down, FOB Manitowoc, WI 54220, freight prepaid.** Freight class 100.

Specifications and prices are subject to change without prior notice.

	MODEL	W	MODEL NUMBER Basic Model	Paint Color	Base Finish	Approx. Packaged Weight	Delivered Pricing
 GXBR	**Cross-Braces for Rectangles** • Included on adjustable • Only necessary when using mini cable tray • Cross-brace is non-directional • Cross-brace for fixed height two legged corners	30”	GXBR30		□□	2.0#	$ 48
		36”	GXBR36		□□	2.0#	55
		42”	GXBR42		□□	3.0#	56
		48”	GXBR48		□□	3.0#	61
		54”	GXBR54		□□	4.0#	70
		60”	GXBR60		□□	4.0#	79
		66”	GXBR66		□□	5.0#	80
		72”	GXBR72		□□	5.0#	83
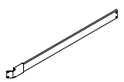 GXBR	**Cross-Braces for Corners/Shoes (for one side only)** • Included on adjustable • Only necessary when using mini cable tray • Cross-brace is non-directional	36”	GXBR36C		□□	2.0#	$ 86
		42”	GXBR42C		□□	3.0#	91
		48”	GXBR48C		□□	3.0#	92
		54”	GXBR54C		□□	3.0#	94
		60”	GXBR60C		□□	4.0#	111
		66”	GXBR66C		□□	4.0#	114
		72”	GXBR72C		□□	5.0#	117
		84”	GXBR84C		□□	6.0#	141
 HRDPT	**Mini Cable Tray (requires Cross-Brace)** • Allow cables to be stored within tray • 48” must be used on 54” tables or wider • When cable trays are specified on CORNER UNITS & SQUARE SHOES, 24” trays will fit under lengths of 36” - 54” and 48” trays will fit under lengths of 60” - 84”	24”	GXBT.24	□□		5.0#	$ 117
		48”	GXBT.48	□□		9.0#	157
 HRDPT	**Fixed Height Ganging Kit**		GANG.24			1.0#	$ 6
			GANG.30			2.0#	14
				Ⓑ	Ⓒ		
			Ⓐ				

HOW TO ORDER

Indicate the following information on order form:
1. Quantity of each item.
2. Model number, including options. See “How To Build a Model Number”.
3. Any special service required.

Note: • The □ indicates that a choice is required.
• The absence of the □ indicates that no choice is required.
• Alpha-numeric characters in place of □ indicate that no other alternatives are available.

HOW TO BUILD A MODEL NUMBER

Ⓐ Select basic model.

Ⓑ Select paint color.
Refer to the **Product Color Options** page in this price list.

Ⓒ Select base finish.
Refer to the **Product Color Options** page in this price list.

SPECIAL SERVICES

Special Carton Marking

With specially marked information N/C

Shipping

Ships **knocked down, FOB Manitowoc, WI 54220, freight prepaid.** Freight class 100.

Specifications and prices are subject to change without prior notice.

KI

Accessories Worksurfaces

	MODEL	W	MODEL NUMBER: Basic Model (A)	Edge Style (B)	Edge Color (C)	Surface Finish (D)	Approx. Packaged Weight	74P Edge (74P)	Knife Edge (KN)	Membrane Edge (MP)
 GTQR	**Quarter Round Transitional Surface** • Two splice plates provided for 24” • Four splice plates provided for 30” • For use with fixed height workstations only • For use as conferencing corner • Wireway option not available • Modesty panel not required • 24” surface has radius of 26-2/3” and 30” surface has a radius of 35” • Only one privacy screen can be used with this surface	24”	GTQR24	□□□	□□□	□□□	19.0#	$ 428	$ 462	$ 462
		30”	GTQR30	□□□	□□□	□□□	29.0#	485	546	546
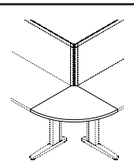 GTQR	**Quarter Round Transitional Surface** • Two splice plates provided for 24” • Four splice plates provided for 30” • For use with fixed height workstations only • For use as conferencing corner • Wireway option not available • Modesty panel not required • 24” surface has radius of 26-2/3” and 30” surface has a radius of 35”	24”	GTQR24P	□□□	□□□	□□□	21.0#	$ 474	$ 505	$ 505
		30”	GTQR30P	□□□	□□□	□□□	31.0#	531	589	589

Ⓐ Ⓑ Ⓒ Ⓓ

HOW TO ORDER

Indicate the following information on order form:
1. Quantity of each item.
2. Model number, including options. See “How To Build a Model Number”.
3. Any special service required.

Note: • The □ indicates that a choice is required.
- The absence of the □ indicates that no choice is required.
- Alpha-numeric characters in place of □ indicate that no other alternatives are available.

HOW TO BUILD A MODEL NUMBER

Ⓐ Select basic model.

Ⓑ Select edge style.

74P	- 74P edge
KN	- Knife edge
MP	- Membrane edge

Ⓒ Select edge color.
Refer to the **Product Color Options** page in this price list.
Edge color offerings are based on edge style selections. Trim color doesn’t apply to the membrane edge selection.

Ⓓ Select surface finish.
Refer to the **Product Color Options** page in this price list.
Surface finish offerings are based on edge style selections. Laminate finishes are only available on (74P) edge and (KN) knife edge worksurfaces. The membrane color selections are only available on the (MP) membrane edge worksurfaces.

FINISH INFORMATION

Additional Laminate Offering

Additional laminates beyond KI standard offering, are available with two weeks extended leadtime. To specify additional laminates, use these designators followed by the supplier’s color/pattern code:

Formica - LF/supplier’s color pattern code
Nevamar - LN/supplier’s color pattern code
Wilsonart - LW/supplier’s color pattern code

KI’s standard finish is the supplier’s recommended finish for that color/pattern. Note: Nonstandard laminates from these suppliers (example: textured laminates), require an upcharge and additional leadtime.
Contact KI.

SPECIAL SERVICES

Special Carton Marking

With specially marked information	N/C

Shipping

Ships **knocked down, FOB Manitowoc, WI 54220, freight prepaid.** Freight class 100.

Specifications and prices are subject to change without prior notice.

Accessories Worksurfaces

Accessories Worksurfaces

	MODEL	W	MODEL NUMBER: Basic Model	Edge Style	Edge Color	Surface Finish	Approx. Packaged Weight	74P Edge (74P)	Knife Edge (KN)	Membrane Edge (MP)
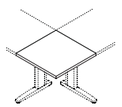 GTSQ	**Square Transitional Surface** • For use with fixed height workstations only • For use as conferencing corner • Wireway option not available • Modesty panel not required • Only one privacy screen can be used with this surface	24"	GTSQ24	□□□	□□□	□□□	25.0#	$ 428	$ 462	$ 462
		30"	GTSQ30	□□□	□□□	□□□	39.0#	485	546	546
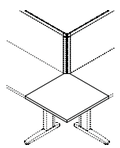 GTSQ	**Square Transitional Surface** • For use with fixed height workstations only • For use as conferencing corner • Wireway option not available • Modesty panel not required	24"	GTSQ24P	□□□	□□□	□□□	27.0#	$ 474	$ 505	$ 505
		30"	GTSQ30P	□□□	□□□	□□□	41.0#	531	589	589
			Ⓐ	Ⓑ	Ⓒ	Ⓓ				

HOW TO ORDER

Indicate the following information on order form:
1. Quantity of each item.
2. Model number, including options. See "How To Build a Model Number".
3. Any special service required.

Note: • The □ indicates that a choice is required.
- The absence of the □ indicates that no choice is required.
- Alpha-numeric characters in place of □ indicate that no other alternatives are available.

HOW TO BUILD A MODEL NUMBER

Ⓐ Select basic model.

Ⓑ Select edge style.

74P	- 74P edge
KN	- Knife edge
MP	- Membrane edge

Ⓒ Select edge color.
Refer to the **Product Color Options** page in this price list.
Edge color offerings are based on edge style selections. Trim color doesn't apply to the membrane edge selection.

Ⓓ Select surface finish.
Refer to the **Product Color Options** page in this price list.
Surface finish offerings are based on edge style selections. Laminate finishes are only available on (74P) edge and (KN) knife edge worksurfaces. The membrane color selections are only available on the (MP) membrane edge worksurfaces.

FINISH INFORMATION

Additional Laminate Offering

Additional laminates beyond KI standard offering, are available with two weeks extended leadtime. To specify additional laminates, use these designators followed by the supplier's color/pattern code:

Formica - LF/supplier's color pattern code
Nevamar - LN/supplier's color pattern code
Wilsonart - LW/supplier's color pattern code

KI's standard finish is the supplier's recommended finish for that color/pattern. Note: Nonstandard laminates from these suppliers (example: textured laminates), require an upcharge and additional leadtime.
Contact KI.

SPECIAL SERVICES

Special Carton Marking

With specially marked information	N/C

Shipping

Ships **knocked down, FOB Manitowoc, WI 54220, freight prepaid.** Freight class 100.

Specifications and prices are subject to change without prior notice.

KI

Accessories Worksurfaces

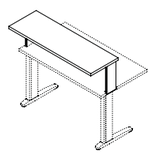

GTRA

MODEL	W	MODEL NUMBER Basic Model (A)	Edge Style (B)	Base Finish (C)	Edge Color (D)	Surface Finish (E)	Approx. Packaged Weight	74P Edge (74P)	Elliptical Postformed Edge (EP)	Knife Edge (KN)	Membrane Edge (MP)
Rectangle Transitional Top • For use with any fixed surface with overhead grommets • Surface is designed to clear the 42" high screen • Receiving surface must have overhead grommet	30"	GTRA30	□□□	□□	□□□	□□□	25.0#	$ 416	$ 430	$ 463	$ 463
	36"	GTRA36	□□□	□□	□□□	□□□	29.0#	448	468	501	501
	42"	GTRA42	□□□	□□	□□□	□□□	33.0#	481	502	542	542
	48"	GTRA48	□□□	□□	□□□	□□□	37.0#	515	542	579	579
	54"	GTRA54	□□□	□□	□□□	□□□	41.0#	548	578	617	617
	60"	GTRA60	□□□	□□	□□□	□□□	44.0#	584	613	656	656
	66"	GTRA66	□□□	□□	□□□	□□□	54.0#	707	740	795	795
	72"	GTRA72	□□□	□□	□□□	□□□	58.0#	760	798	855	855
		Ⓐ	Ⓑ	Ⓒ	Ⓓ	Ⓔ					

HOW TO ORDER

Indicate the following information on order form:
1. Quantity of each item.
2. Model number, including options. See "How To Build a Model Number".
3. Any special service required.

Note: • The □ indicates that a choice is required.
- The absence of the □ indicates that no choice is required.
- Alpha-numeric characters in place of □ indicate that no other alternatives are available.

HOW TO BUILD A MODEL NUMBER

Ⓐ Select basic model.

Ⓑ Select edge style.

74P	- 74P edge
EP	- Elliptical postformed edge
KN	- Knife edge
MP	- Membrane edge

Ⓒ Select base finish.
Refer to the **Product Color Options** page in this price list.

Ⓓ Select edge color.
Refer to the **Product Color Options** page in this price list.
Edge color offerings are based on edge style selections. Trim color doesn't apply to the membrane edge selection.

Ⓔ Select surface finish.
Refer to the **Product Color Options** page in this price list.
Surface finish offerings are based on edge style selections. Laminate finishes are only available on (74P) edge and (KN) knife edge worksurfaces. The membrane color selections are only available on the (MP) membrane edge worksurfaces.

FINISH INFORMATION

Additional Laminate Offering

Additional laminates beyond KI standard offering, are available with two weeks extended leadtime. To specify additional laminates, use these designators followed by the supplier's color/pattern code:

Formica - LF/supplier's color pattern code
Nevamar - LN/supplier's color pattern code
Wilsonart - LW/supplier's color pattern code

KI's standard finish is the supplier's recommended finish for that color/pattern. Note: Nonstandard laminates from these suppliers (example: textured laminates), require an upcharge and additional leadtime.
Contact KI.

SPECIAL SERVICES

Special Carton Marking

With specially marked information	N/C

Shipping

Ships **knocked down, FOB Manitowoc, WI 54220, freight prepaid.** Freight class 100.

Specifications and prices are subject to change without prior notice.

1330 Bellevue Street
P.O. Box 8100
Green Bay, WI 54308-8100
800.424.2432
ki.com

KI and Furnishing Knowledge are registered trademarks of Krueger International, Inc.

© 2020 Krueger International, Inc.
All Rights Reserved.
Code KI-PLW-000241/KI/PDF

Furnishing Knowledge®

GLADLY™ LOUNGE CHAIR

PRICE LIST

September 15, 2021

Updated October 3, 2022

800.424.2432

Contents

Refer to KI Terms & Conditions document or visit ki.com.

Contents

Refer to KI Terms & Conditions document or visit ki.com.

Ordering C.O.M., C.O.L., and C.O.V.

La Palma 2
Shipping Locations 3

Gladly™

General Information 4
Product Color Options 6
Metal Leg Lounge Chair 7
Wood Leg Lounge Chair 8
Replacement Seat and Back 9

Customer's Own Material ■

Specifications Form
September 2021

All fabrics, including COM, COL, KOM and in grades will be applied at the factory's discretion. If a pattern or stripe is to be applied in a certain direction, the customer MUST specify this in writing on the P.O. and attach a sample of the fabric with it running in the application direction to the P.O. Specifying fabric direction may increase the amount of COM or KOM yardage required. Check with KI Customer Service to see if an increase in yardage is necessary BEFORE specifying, ordering and sending COM and COL to the factory or having KOM quoted.

ALL C.O.M AND C.O.L SHIPMENTS MUST BE PREPAID TO:

KI
Attn: COM Fabrics
6892 Marlin Circle
La Palma, CA 90623

COM and COL must be identified as follows:
1. Name and address
2. Your purchase order number
3. Our style number to which fabric is to be applied
4. Supplier name and fabric name, number, and color

COLLECT SHIPMENTS WILL BE REFUSED.

SHIPMENT SCHEDULE WILL BE GIVEN WHEN ALL FABRIC IS RECEIVED FOR ENTIRE ORDER

YARDAGE REQUIREMENTS LISTED IN PRICE LIST ARE BASED ON PLAIN GOODS 54" WIDE. Fabrics less than 54" wide, or those requiring matching (stripes, plaids, prints, large patterns) will require additional yardage based on the fabric used and the item ordered. CONSULT MATRIX BELOW FOR ADDITIONAL YARDAGE NEEDED.

C.O.M. INCREASE MATRIX (The yardage matrix is also applicable to any reservations of KI Ingrade, Pallas, or KOM upholsteries).

This table is a general guide.

FABRIC REPEAT	INCREASE COM REQUIREMENT BY:
4.75" and under	0%
5" - 10.75"	12%
11" - 15.75"	18%
16" - 20.75"	25%
21" and over	40%

For upholstery fabrics that are less than 54" wide, please contact customer service for additional yardage(s) requirements. Specific models and quantities will determine final yardage amounts.

IF FABRIC COMES IN ON MULTIPLE ROLLS, ONE ADDITIONAL YARD PER ROLL NEEDS TO BE ADDED TO THE YARDAGE REQUIREMENT.

SPECIAL NOTE: WE CAN ASSUME NO RESPONSIBILITY FOR THE DURABILITY OR TAILORING QUALITY OF CUSTOMER FURNISHED COVERINGS (C.O.M.) OR KOM. KOM: is fabric that KI will purchase for you at jobber's price (net) plus a nominal charge for handling, shipping, and managing.

1330 Bellevue Street • P. O. Box 8100 • Green Bay, WI 54308-8100 • Tel 1-800-424-2432 • www.ki.com

Furnishing Knowledge®

Ordering C.O.M., C.O.L., and C.O.V.
La Palma

Customer's Own Material ■
Specifications Form
September 2021

ADDITIONAL NOTES:
- Orders cannot go into production without the information listed at right.
- Attach memo sample to this approval sheet.
- If your order has been placed, list PO# _____
- The cost of the COM sample will be paid by the client.
- Even after preliminary approval, KI reserves the right to reject COM/COL if necessary when the quality is not satisfactory for the product to be upholstered. KI assumes no responsibility for its overall appearance, flammability, durability, color fastness or any other quality after upholstered on a KI product.

ALL COM MUST BE APPROVED.
Photocopy this form and submit with COM fabric for approval:

(This fabric approval is for the purpose of advising how to apply your COM fabric, verify yardage required, and suitability.)

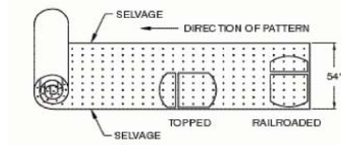

YOUR COMPANY NAME_____

PHONE _____ FAX _____

Material Supplier_____

Material Name_____ Number _____

Material Color _____ Width _____

Vertical Repeat _____ Horizontal Repeat _____

Fiber Content _____

Direction Stripe/Pattern to be applied _____

COM TO BE USED ON THE FOLLOWING:

QTY	PRODUCT NAME/NUMBER
_____	_____
_____	_____
_____	_____
_____	_____
_____	_____

Ordering COM, COL and COV
Information

C.O.M. SHIPPING LOCATION

Architectural Walls
- Evoke ..... MN
- Genius Walls ..... MN

Casegoods
- Aristotle Tackboards ..... MN
- Likha Tackboards ..... MN

Classroom Furniture
- Intellect Wave Chairs ..... GB
- Learn2 ..... GB
- Ruckus ..... GB

Desking
- 700 Series Desking ..... KP
- Balance Overheads ..... MN
- Genesis Desking ..... MN
- True Desking ..... KP
- Universal Overheads ..... MN
- WorkZone Desking ..... MN

Files & Storage
- 700 Series Pedestal Cushion ..... GB
- Connection Zone Pads ..... BW
- U-Series Pedestal Cushion ..... GB
- Tattoo ..... BW

Fixed Seating
- Concerto Auditorium Seating ..... BW
- Single Pedestal Seating ..... GB
- Jury Base Seating ..... GB
- Lancaster Auditorium Seating ..... BW
- Sequence Seating ..... GB
- University Seating ..... GB

Panel Systems
- All Terrain ..... KP
- Balance Overheads ..... MN
- System 3000 ..... MN
- Universal Overheads ..... MN
- Wireworks ..... MN
- Unite ..... MN

Residence Hall Furniture
- RoomScape Furniture ..... MN

Screens
- All Terrain ..... KP
- Connection Zone ..... BW
- True/Volition ..... KP
- Genesis ..... KP
- Tattoo ..... MN
- Universal ..... BW

Seating
- 400 Series Folding Chairs ..... BW
- 600 Series Folding Chairs ..... BW
- 600 Series Stools ..... BW
- Affina Collection ..... HN
- Altus Task Chairs ..... GB
- Apply Stack Chairs ..... GB
- Auditorium Folding Chairs ..... BW
- Calida Lounge Seating ..... HN
- Diem Task Chairs ..... OM
- Doni Collection ..... GB
- FourC Seating ..... GB
- Gladly Lounge Seating ..... VQ
- Grazie Seating ..... GB
- Hiatus Sleeper Bench ..... HN
- Hub Modular Lounge Seating ..... HN
- Impress Task Chairs ..... OM
- Impress Ultra Task Chairs ..... OM
- Jessa Lounge Seating ..... HN
- Jubilee Lounge Seating ..... VQ
- Katera Guest Chair ..... GB
- Kurv Benches ..... HN
- LaResta Day Beds ..... HN
- LimeLite ..... GB
- Lyra Lounge Seating ..... HN
- Maestro Stack Chairs ..... GB
- Matrix Stack Chairs ..... GB
- Medical & Laboratory Stools ..... OM
- MyPlace Lounge Seating ..... HN
- MyWay Seating ..... HN
- Oath Task Chairs and Stools ..... GB
- Opt4 ..... GB
- Pilot Task Chairs ..... OM
- Promenade Seating System ..... BW
- Ruckus ..... GB
- Sela Lounge Seating ..... HN
- Sift Task Chairs ..... GB
- Signia Task Chairs and Stools ..... OM
- Soltice Metal Collection ..... HN
- Soltice Multiple, Healthcare & Guest ..... HN
- Soltice II Healthcare Seating ..... HN
- Strive Multiple, Stack & Task ..... GB
- Sway ..... BW
- Tattoo ..... HN
- Torsion-on-the-Go! Nesting Chairs ..... GB
- Torsion Air Stack and Task Seating ..... GB
- Zoetry ..... HN

KI Manufacturing Sites - Customer's Own Material Shipment Manufacturing Site Addresses

BW
KI Bonduel
Attn: COM Storage
204 West South St.
Bonduel, WI 54107

HN
KI High Point
Attn: COM Storage
217 Feld Avenue
High Point, NC 27263

MN
KI Manitowoc
Attn: COM Storage
1400 S. 41st St.
Manitowoc, WI 54220

VQ
KI
Attn: COM Fabrics
6892 Marlin Circle
La Palma, CA 90623

GB
KI Green Bay
Attn: COM Storage
1687 Westminster Drive - Gate 3
Green Bay, WI 54302

KP
KI Pembroke
Attn: COM Storage
1000 Olympic Dr.
Pembroke, Ontario K8A6X7

OM
KI
Attn: COM Storage
1110 S. Mildred Ave.
Ontario, CA 91761

© 2022 Krueger International Inc. All Rights reserved. Code KI-FF-000059/KI/PDF/0822



Gladly Wood Leg Lounge Chair
(GD621/NC and GD621/FC)



Gladly Metal Leg Lounge Chair
(GD631/NC and GD631/FC)

General Dimensions		
Width	32.5”	32.5”
Depth	28.5”	28.5”
Height	31.5”	31.5”
Overall Dimensions		
Seat Width	23.5”	23.5”
Seat Depth	19.5”	19.5”
Seat Height	17.75”	17.75”

TECHNICAL SPECIFICATIONS

Interior Frame Construction
Interior frame and arms are constructed using $^{3}/_{4}$” engineered Russian Birch plywood. All inner frame components are CNC-machined (computer numerical control) to maintain accuracy of part dimensions and also to ensure that all connection joints are engineered to interlink with the other hardwood components. All joints are glued and further secured with adhesive staples and/or wood screws.

Seat and Back Construction
The seat and back are similarly CNC-machined to ensure accuracy of part dimensions. A universal decking material is stapled over the frame to provide a barrier between the foam cushion and the structural components. This webbing is used on all faces to maintain a smooth consistent shape around the perimeter of the unit. A 2" thick piece of polyurethane foam is glued to the webbing to form a padded interior of the unit.

The seat utilizes four rows of 3” wide by 17” long serpentine springs that are affixed to the machined seat. A universal decking material is stapled over the springs to provide a barrier between the foam cushion and the structural components. The seat foam is $6^{3}/_{4}$” thick high-resilient (HR-36) polyurethane, comprised of 2.1 lb weight density, that is shaped to the contour of the frame.

The back foam is 4” thick high-resilient (180-24) polyurethane, comprised of 1.88 lb weight density, that is shaped to the contour of the frame. The polyurethane foam is CFC-free and latex-free to prevent allergic reaction.

The upholstery material used on the unit is backed with a thin Dacron that allows for additional comfort. An upholstery tuck detail on the back cushion is included on all models as an aesthetic feature.

Upholstery
Upholstery is available in non-contrasting or contrasting options on all models. When contrasting is chosen, the contrasting fabric will be applied to the seat cushion as standard. A variety of KI In-Grades, Pallas, and COM/KOM materials have been approved for use on the Gladly product line.

Legs
The tapered wood leg is solid Beech and the tapered metal leg is a 14-guage tapered steel tube. Both include a custom steel fabricated top plate that allows for attachment to the frame using four $^{1}/_{4}$-20 x 1” Phillips pan-head steel bolts per leg. Wood and metal legs are available in a variety of standard KI finishes.

Glides
Wood leg models with plastic or felt glides are non-adjustable, non-skid glides allow $^{1}/_{2}$” of adjustment. On metal legs models, all glides are non-adjustable and are available in plastic, felt or non-skid. Reference Gladly Lounge Seating - Glide Selection Guidelines (KI-PG-000028) for glide recommendations.

Gladly™
General Information

Electrical System Options

Byrne Mini-Tap® Power Module with 3-Prong Plug
Gladly lounge seating can be configured with optional Byrne Mini-Tap® power modules with 3-prong plug (a self-contained, UL listed single relocatable power tap). One 15-amp, 125 volt AC simplex receptacle and two 2.1-amp, 5 volt DC USB Type A connector ports (2.0 and 3.0 compatible, no data), provide connection for device charging or direct AC power. Byrne Mini-Tap power module is standard with 72" long, 14 AWG, 15-amp NEMA rated 3-conductor SJT cord with a three-prong grounded plug. Power modules available in black or white. Cord is black.

One Byrne Mini-Tap® power module with 3-prong plug is available per model, and may be configurable for front power outlets. Power is routed at the back of the lounge unit with plastic cord managers that mount directly into the wooden frame.

Compliance

This product has been tested according to the Business & Institutional Furniture Manufacturers Association (BIFMA) voluntary standards known as ANSI/BIFMA X5.4-2020 for Public and Lounge Seating, meeting or exceeding all applicable testing requirements of the standard.

This product meets third party certification for Indoor Air Quality as certified by SCS Global Services. The product meets all qualifications for Indoor Advantage Gold, the highest standard which conforms to the ANSI/BIFMA Furniture Emissions Standard (M7.1/X7.1-2011 R2016) and ANSI/BIFMA e3-2019 (Credits 7.6.1, 7.6.2) for seating parameters.

STATEMENT OF LINE

Gladly Lounge Seating

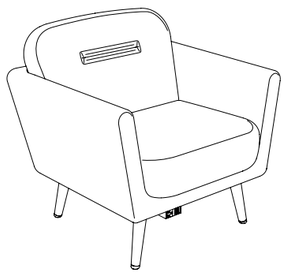

Metal Leg Lounge Chair
GD631

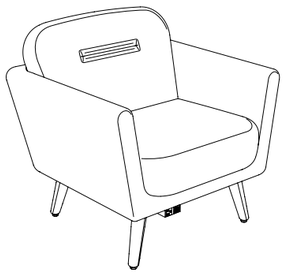

Wood Leg Lounge Chair
GD621

DIMENSIONS

Gladly Metal Leg Lounge Chair

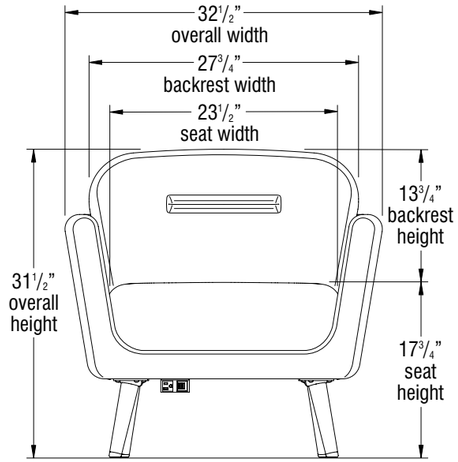

(front view)

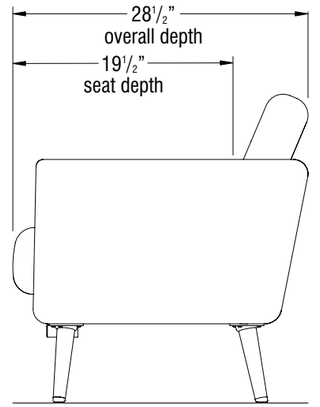

(side view)

Gladly Wood Leg Lounge Chair

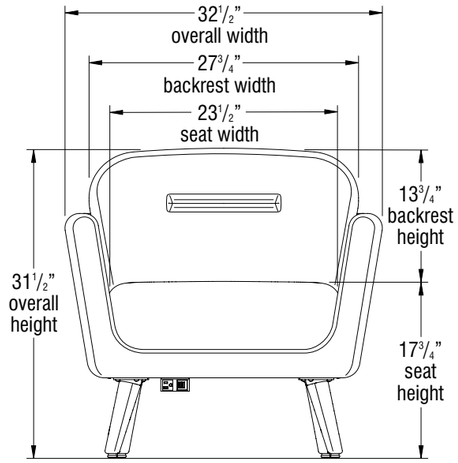

(front view)

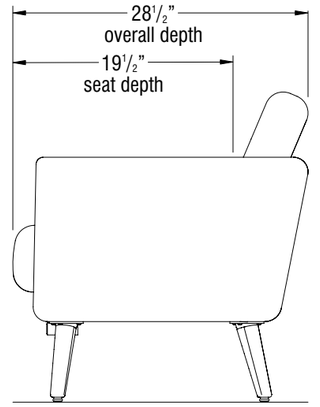

(side view)

Gladly™
Product Color Options

Metal Leg Finish Color

Black	BL
Cottonwood	CO
Starlight Silver Metallic	SX

Wood Leg Finish Color

Cocoa on Beech	BCA
Eclypse Black on Beech	BEB
Natural on Beech	BNA
River Cherry on Beech	BRY

Gladly™
Metal Leg Lounge Chair

Gladly™
Metal Leg Lounge Chair

	MODEL	Features	MODEL NUMBER: Basic Model (A)	Fire Code (B)	Non-Contrast or Fabric Contrast 1 (C)	Fabric Contrast 2 (D)	Power Option (E)	Glide Option (F)	Leg Finish (G)	Approx. Packaged Weight	Grade C.O.M.	Grade C	Grade D	Grade E & C.O.L.	Grade F	Grade G	Grade H	Grade I	Grade J	Grade K	Grade L Leather	Grade M Leather	TB133 add to list price
 GD62	**Gladly Metal Leg Lounge Chair, Non-contrast** • Fully-upholstered • Moderate footprint • Steel legs • Field replaceable seat and back • Non-contrast COM: 4.5 yds Overall dimensions: • W=32.5" D=28.5" H=31.5" Seat dimension: • W=23.5" D=19.5" H=17.75"	Non-contrast	GD631/NC	□□□	□□□□		□□	□□□	□□	61.0#	$ 2258	$ 2479	$ 2538	$ 2608	$ 2655	$ 2747	$ 2841	$ 2972	$ 3191	$ 3424	$ 3656	$ 4122	$ 565
 GD62	**Gladly Metal Leg Lounge Chair, Contrast** • Fully-upholstered • Moderate footprint • Steel legs • Field replaceable seat and back • Contrasting fabric featured on seat • Non-contrast COM: 4.5 yds • Fabric contrast 1 (back/arm/base) COM: 3.25 yds • Fabric contrast 2 (seat) COM: 1.25 yds Overall dimensions: • W=32.5" D=28.5" H=31.5" Seat dimension: • W=23.5" D=19.5" H=17.75"	Contrast	GD631/FC	□□□	□□□□	□□□□	□□	□□□	□□	61.0#	$ 2397	$ 2618	$ 2676	$ 2746	$ 2793	$ 2886	$ 2979	$ 3111	$ 3329	$ 3562	$ 3795	$ 4261	$ 565
			Ⓐ	Ⓑ	Ⓒ	Ⓓ	Ⓔ	Ⓕ	Ⓖ														

HOW TO ORDER

Indicate the following information on order form:
1. Quantity of each item.
2. Model number, including options. See "How To Build a Model Number".
3. Any special service required.

Note: • The □ indicates that a choice is required.
- The absence of the □ indicates that no choice is required.
- Alpha-numeric characters in place of □ indicate that no other alternatives are available.

HOW TO BUILD A MODEL NUMBER

Ⓐ Select basic model.

Ⓑ Select fire code.

NFR	- Compliance to TB 117-2013
FR	- Compliance to TB 133

See pricing column for TB133 upcharge.

Ⓒ Select non-contrast or fabric contrast 1.
Refer to **ki.com/fabrics**

Ⓓ Select fabric contrast 2.
Refer to **ki.com/fabrics**

Ⓔ Select power option and color.

NP	- No power
MPB	- Black Power Module; add $388
MPW	- White Power Module; add $388

Note: power module is located on left (when facing product), under seat, as standard

Ⓕ Select glide type.

GPL	- Plastic glides
GFT	- Felt glides; add $24
GND	- Non-skid glides; add $24

Ⓖ Select metal leg finish color.
Refer to the **Product Color Options** page in this price list.

SPECIAL SERVICES

Special Carton Marking

With specially marked information	N/C

Shipping

Ships **assembled, FOB La Palma, CA 90623, freight prepaid.** Freight class 175.

Specifications and prices are subject to change without prior notice.

Gladly™
Wood Leg Lounge Chair

Gladly™
Wood Leg Lounge Chair

	MODEL	Features	MODEL NUMBER: Basic Model	Fire Code	Non-Contrast or Fabric Contrast 1	Fabric Contrast 2	Power Option	Glide Option	Leg Finish	Approx. Packaged Weight	Grade C.O.M.	Grade C	Grade D	Grade E & C.O.L.	Grade F	Grade G	Grade H	Grade I	Grade J	Grade K	Grade L Leather	Grade M Leather	TB133 add to list price
 GD62	**Gladly Wood Leg Lounge Chair, Non-contrast** • Fully-upholstered • Moderate footprint • Beech wood legs • Field replaceable seat and back • Optional non-skid glides are height adjustable • Non-contrast COM: 4.5 yds Overall dimensions: • W=32.5" D=28.5" H=31.5" Seat dimension: • W=23.5" D=19.5" H=17.75"	Non-contrast	GD621/NC	□□□	□□□□		□□	□□□	□□	61.0#	$ 2271	$ 2492	$ 2551	$ 2621	$ 2668	$ 2760	$ 2854	$ 2971	$ 3204	$ 3437	$ 3670	$ 4135	$ 565
 GD62	**Gladly Wood Leg Lounge Chair, Contrast** • Fully-upholstered • Moderate footprint • Beech wood legs • Field replaceable seat and back • Optional non-skid glides are height adjustable • Contrasting fabric featured on seat • Fabric contrast 1 (back/arm/base) COM: 3.25 yds • Fabric contrast 2 (seat) COM: 1.25 yds Overall dimensions: • W=32.5" D=28.5" H=31.5" Seat dimension: • W=23.5" D=19.5" H=17.75"	Contrast	GD621/FC	□□□	□□□□	□□□□	□□	□□□	□□	61.0#	$ 2411	$ 2632	$ 2691	$ 2760	$ 2807	$ 2900	$ 2994	$ 3110	$ 3343	$ 3576	$ 3810	$ 4275	$ 565

Ⓐ Ⓑ Ⓒ Ⓓ Ⓔ Ⓕ Ⓖ

HOW TO ORDER

Indicate the following information on order form:
1. Quantity of each item.
2. Model number, including options. See "How To Build a Model Number".
3. Any special service required.

Note: • The □ indicates that a choice is required.
- The absence of the □ indicates that no choice is required.
- Alpha-numeric characters in place of □ indicate that no other alternatives are available.

HOW TO BUILD A MODEL NUMBER

Ⓐ Select basic model.

Ⓑ Select fire code.

NFR	- Compliance to TB 117-2013
FR	- Compliance to TB 133

See pricing column for TB133 upcharge.

Ⓒ Select non-contrast or fabric contrast 1.
Refer to **ki.com/fabrics**

Ⓓ Select fabric contrast 2.
Refer to **ki.com/fabrics**

Ⓔ Select power option and color.

NP	- No power
MPB	- Black Power Module; add $388
MPW	- White Power Module; add $388

Note: power module is located on left (when facing product), under seat, as standard

Ⓕ Select glide type.

GPL	- Plastic glides
GFT	- Felt glides; add $24
GND	- Non-skid glides; add $24

Ⓖ Select wood leg finish color.
Refer to the **Product Color Options** page in this price list.

SPECIAL SERVICES

Special Carton Marking

With specially marked information	N/C

Shipping

Ships **assembled, FOB La Palma, CA 90623, freight prepaid.** Freight class 175.

Specifications and prices are subject to change without prior notice.

Gladly™
Replacement Seat and Back

Gladly™
Replacement Seat and Back

	MODEL	MODEL NUMBER Basic Model	Fire Code	Fabric	Approx. Packaged Weight	Grade C.O.M.	Grade C	Grade D	Grade E & C.O.L.	Grade F	Grade G	Grade H	Grade I	Grade J	Grade K	Grade L Leather	Grade M Leather	TB133 add to list price
GD62R	**Gladly Lounge Chair Replacement Back** • Field Replaceable • Basic Tools Required • COM: 1.25 yds	GDBK	□□□	□□□□	15.0#	$ 552	$ 614	$ 630	$ 640	$ 652	$ 678	$ 704	$ 739	$ 799	$ 863	$ 927	$ 1055	$ 157
GD62R	**Gladly Lounge Chair Replacement Seat** • Field Replaceable • Basic Tools Required • COM: 1.25 yds	GDST	□□□	□□□□	15.0#	$ 655	$ 717	$ 733	$ 752	$ 765	$ 791	$ 817	$ 854	$ 914	$ 978	$ 1044	$ 1173	$ 157
		Ⓐ	Ⓑ	Ⓒ														

HOW TO ORDER

Indicate the following information on order form:
1. Quantity of each item.
2. Model number, including options. See "How To Build a Model Number".
3. Any special service required.

Note: • The □ indicates that a choice is required.
- The absence of the □ indicates that no choice is required.
- Alpha-numeric characters in place of □ indicate that no other alternatives are available.

HOW TO BUILD A MODEL NUMBER

Ⓐ Select basic model.

Ⓑ Select fire code.

NFR	- Compliance to TB 117-2013
FR	- Compliance to TB 133

See pricing column for TB133 upcharge.

Ⓒ Select fabric.
Refer to **ki.com/fabrics**

SPECIAL SERVICES

Special Carton Marking

With specially marked information N/C

Shipping

Ships **assembled, FOB La Palma, CA 90623, freight prepaid.** Freight class 175.

Specifications and prices are subject to change without prior notice.

1330 Bellevue Street
P.O. Box 8100
Green Bay, WI 54308-8100
800.424.2432
ki.com

KI and Furnishing Knowledge are registered
trademarks of Krueger International, Inc.

© 2020 Krueger International, Inc.
All Rights Reserved.
Code KI-PLW-000513/KI/PDF

Furnishing Knowledge®

GRAZIE®
SEATING

PRICE LIST

January 3, 2011

Updated October 3, 2022

800.424.2432

Contents

Refer to KI Terms & Conditions document or visit ki.com.

Contents

Refer to KI Terms & Conditions document or visit ki.com.

Ordering COM, COL, COV and Shipping Location

BONDUEL, GREEN BAY, ONTARIO, and TUPELO 3

Grazie®

Stack Seating General Information 4
Stack Seating Color Options 7
Stack Chairs 8
Dolly 14
Cafe Stools 15
Tandem Seating General Information 16
Tandem Seating Color Options 17
Tandem Seating 18
Task Seating General Information 23
Task Seating Color Options 24
Task Chairs 25
Task Stools 26

Ordering COM, COL and COV
Information

Ordering COM, COL and COV
Information

How to Specify C.O.M. Upholstery
Textile designs often have intricate patterns. Not all individuals will interpret fabric direction in the same manner.

As a standard procedure, KI cuts fabrics off the roll in a horizontal fashion as shown in Diagram A at the right. By cutting in this fashion, most waste is eliminated. Our requirements for yardage in this book are based on this type of cutting. When directional or patterned fabrics are used, they often require more yardage than solid colors.

By providing KI with a completely filled-out copy of the form on this page, we will be able to expedite your order. We find it particularly helpful with directional or patterned upholstery material. It is critical that copies of this form accompany test quantities as well as production quantities of C.O.M.

C.O.M. must be supplied in continuous yardage.

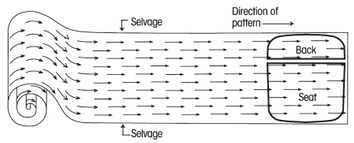

C.O.M., C.O.L. and C.O.V. Testing
KI will require for testing actual yardage to upholster one chair. The testing requirements depend on which chair you have selected on your order.

Test samples will be applied to the order and will be held for 6 months if needed. After 6 months, the sample can no longer be applied to your order. For all products to be tested, send test samples for approval to:

KI
Attn: C.O.M. Specialist
1687 Westminster Drive, Gate 3
Green Bay WI 54302

To expedite the procedure, attach a copy of the "C.O.M. Information Form" on this page.

All C.O.M., C.O.L. and C.O.V. must be labeled with the purchase order number.

C.O.M., C.O.L. and C.O.V. Production
Customer's fabrics and leathers must be approved prior to acceptance for production. Upon test approval, a 1' square sample swatch of upholstery material must accompany the order. KI assumes no responsibility for wear, defects or performance of customer's own fabrics, vinyl or leather. C.O.M., C.O.L. and C.O.V. orders are available on a deferred delivery basis.

Orders for production of C.O.M., C.O.L. and C.O.V. upholstered products are not scheduled for processing until upholstery material is received. Upon receipt, KI will provide an acknowledgement and an estimated shipping date.

KI recommends that leather be ordered in yardage. Leather must be usable. The outer edges cannot be calculated as square feet or yardage.

The C.O.M., C.O.L. and C.O.V. yardage requirements accompanying products in the pricing section are for 10 chairs/seats or less, 54" wide nondirectional material. On larger orders, less material is required.

For exact production yardage requirements, call 1-800-424-2432, ext. 2707.

C.O.M., C.O.L. and C.O.V. Order Processing
For products shipped from Green Bay, WI facility, ship upholstery material to:

KI
Attn: C.O.M. Storage
1687 Westminster Drive, Gate 3
Green Bay, WI 54302

T

For products shipped from Bonduel, WI facility, ship material to:

KI
Attn: C.O.M. Storage
204 West South Street
Bonduel, WI 54107

For products shipped from Ontario, CA facility , ship material to:

Avail/Impress/Kismet/Medical & Laboratory Stools/Pilot
Attn: C.O.M. Storage
1110 S. Mildred Ave.
Ontario, CA 91761

Intricate Patterns
In the event of specific requirements for positioning of intricate patterns or pattern repeats on seats and backrests, provide a sketch noting requirements, as in Diagram B, along with materials for testing, and with the order.

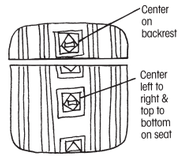

Diagram B

Treated Materials
If C.O.M. requires processing such as Scotchgard® or acrylic backing, it often shrinks. To prevent delays in delivery or back ordering due to shrinkage, please have your processor remeasure after processing and assure adequate yardage shipment.

Split Orders
If a portion of the shipment which does not require C.O.M., C.O.L. or C.O.M. applications is to be processed and shipped early, KI will enter the order immediately at your request. These split shipments are subject to minimum order changes.

Excess Upholstery Material
KI will dispose of excess upholstery material at the time of shipment unless expressly requested to return it with the product shipment.

Cancelled or Changed Orders
KI assumes no responsibility for extra C.O.M., C.O.L. or C.O.V. material due to a change of upholstery or cancellation of an order. It is the customer's responsibility to arrange for return of this material.

Contact the C.O.M. Specialist at 1-800-424-2432, ext. 2707, with questions or to verify a split order.

C.O.M., C.O.L and C.O.V. Information Form

A copy of this form should accompany test requests and production orders. Please fill it out completely, and, if your order has been acknowledged, provide the acknowledgement number.

Purchasing Agent (Dealer or buying organization)

Attention

Address

City State Zip

Project Name

Type of seating and number of units of each type

Please see information below and check the appropriate box.

☐ Submitted for testing.

Purchase Order Number

☐ Test approved. Submitted for production.

KI Acknowledgement Number

In all instances, send this form to the C.O.M. Specialist.

☐ A Selvage Top and Bottom



☐ B Selvage Side and Side



C.O.M. SHIPPING LOCATION

Architectural Walls
- Evoke ..... MN
- Genius Walls ..... MN

Casegoods
- Aristotle Tackboards ..... MN
- Likha Tackboards ..... MN

Classroom Furniture
- Intellect Wave Chairs ..... GB
- Learn2 ..... GB
- Ruckus ..... GB

Desking
- 700 Series Desking ..... KP
- Balance Overheads ..... MN
- Genesis Desking ..... MN
- True Desking ..... KP
- Universal Overheads ..... MN
- WorkZone Desking ..... MN

Files & Storage
- 700 Series Pedestal Cushion ..... GB
- Connection Zone Pads ..... BW
- U-Series Pedestal Cushion ..... GB
- Tattoo ..... BW

Fixed Seating
- Concerto Auditorium Seating ..... BW
- Single Pedestal Seating ..... GB
- Jury Base Seating ..... GB
- Lancaster Auditorium Seating ..... BW
- Sequence Seating ..... GB
- University Seating ..... GB

Panel Systems
- All Terrain ..... KP
- Balance Overheads ..... MN
- System 3000 ..... MN
- Universal Overheads ..... MN
- Wireworks ..... MN
- Unite ..... MN

Residence Hall Furniture
- RoomScape Furniture ..... MN

Screens
- All Terrain ..... KP
- Connection Zone ..... BW
- True/Volition ..... KP
- Genesis ..... KP
- Tattoo ..... MN
- Universal ..... BW

Seating
- 400 Series Folding Chairs ..... BW
- 600 Series Folding Chairs ..... BW
- 600 Series Stools ..... BW
- Affina Collection ..... HN
- Altus Task Chairs ..... GB
- Apply Stack Chairs ..... GB
- Auditorium Folding Chairs ..... BW
- Calida Lounge Seating ..... HN
- Diem Task Chairs ..... OM
- Doni Collection ..... GB
- FourC Seating ..... GB
- Gladly Lounge Seating ..... VQ
- Grazie Seating ..... GB
- Hiatus Sleeper Bench ..... HN
- Hub Modular Lounge Seating ..... HN
- Impress Task Chairs ..... OM
- Impress Ultra Task Chairs ..... OM
- Jessa Lounge Seating ..... HN
- Jubilee Lounge Seating ..... VQ
- Katera Guest Chair ..... GB
- Kurv Benches ..... HN
- LaResta Day Beds ..... HN
- LimeLite ..... GB
- Lyra Lounge Seating ..... HN
- Maestro Stack Chairs ..... GB
- Matrix Stack Chairs ..... GB
- Medical & Laboratory Stools ..... OM
- MyPlace Lounge Seating ..... HN
- MyWay Seating ..... HN
- Oath Task Chairs and Stools ..... GB
- Opt4 ..... GB
- Pilot Task Chairs ..... OM
- Promenade Seating System ..... BW
- Ruckus ..... GB
- Sela Lounge Seating ..... HN
- Sift Task Chairs ..... GB
- Signia Task Chairs and Stools ..... OM
- Soltice Metal Collection ..... HN
- Soltice Multiple, Healthcare & Guest ..... HN
- Soltice II Healthcare Seating ..... HN
- Strive Multiple, Stack & Task ..... GB
- Sway ..... BW
- Tattoo ..... HN
- Torsion-on-the-Go! Nesting Chairs ..... GB
- Torsion Air Stack and Task Seating ..... GB
- Zoetry ..... HN

KI Manufacturing Sites - Customer's Own Material Shipment Manufacturing Site Addresses

BW
KI Bonduel
Attn: COM Storage
204 West South St.
Bonduel, WI 54107

HN
KI High Point
Attn: COM Storage
217 Feld Avenue
High Point, NC 27263

MN
KI Manitowoc
Attn: COM Storage
1400 S. 41st St.
Manitowoc, WI 54220

VQ
KI
Attn: COM Fabrics
6892 Marlin Circle
La Palma, CA 90623

GB
KI Green Bay
Attn: COM Storage
1687 Westminster Drive - Gate 3
Green Bay, WI 54302

KP
KI Pembroke
Attn: COM Storage
1000 Olympic Dr.
Pembroke, Ontario K8A6X7

OM
KI
Attn: COM Storage
1110 S. Mildred Ave.
Ontario, CA 91761

© 2022 Krueger International Inc. All Rights reserved. Code KI-FF-000059/KI/PDF/0822

Grazie® Stack Seating
General Information



Four-Leg Armless Chair (GLNAU)



Four-Leg Cantilever Arm Chair (GLCAP)



Four-Leg Flip-up Tablet Arm Chair (GLTAURH)



Four-Leg Flip-up Oversize Tablet Arm Chair



Four-Leg Flip-and-Store (G2) Tablet Arm Chair

Features					
Stackable	•	•			
Poly, upholstered seat, or upholstered seat/back	•	•	•	•	•
Ergonomic articulation (Perfect Pivot)	•	•	•	•	•
General Dimensions					
Seat width	18-1/2"	18-1/2"	18-1/2"	18-1/2"	18-1/2"
Seat depth	18-5/16"	18-5/16"	18-5/16"	18-5/16"	18-5/16"
Seat height (upholstered add 1")	17-3/4"	17-3/4"	17-3/4"	17-3/4"	17-3/4"
Tablet to chair back clearance			14-1/2"	14-1/2"	14-1/2"
Overall Dimensions					
Width	22-3/16"	25-7/8"	23-1/2"	23-1/2"	23-1/2"
Depth	21-5/16"	21-5/16"	27-3/8"	31"	26-3/4"
Height	32-5/8"	32-5/8"	32-5/8"	32-5/8"	32-5/8"
Top of arm to floor		26-1/4"	26-3/4"	26-3/4"	26-3/4"
Stacking on Dolly					
Overall width	25"	25-7/8"			
Overall depth	36"	36"			
Quantity/height	12 Poly Chairs/60" High (6 Uph Chairs)	12 Poly Chairs/60" High (6 Uph Chairs)			
Stacking on Floor					
Width	22-3/16"	25-7/8"			
Depth	28"	28"			
Quantity/height	5 Chairs/43" High	5 Chairs/43" High			

Grazie® Stack Seating
General Information



Sled Base Armless Chair (GSNAP)



Sled Base Cantilever Arm Chair (GSCAU)



Sled Base Flip-up Tablet Arm Chair (GSTAPRH)



Sled Base Flip-up Oversize Tablet Arm Chair



Sled Base Flip-and-Store (G2) Tablet Arm Chair



Transport Dolly (GCD.BL)

Features						
Stackable	•	•				
Poly, upholstered seat, or upholstered seat/back	•	•	•	•	•	
Ergonomic articulation (Perfect Pivot)	•	•	•	•	•	
General Dimensions						
Seat width	18-1/2"	18-1/2"	18-1/2"	18-1/2"	18-1/2"	
Seat depth	18-5/16"	18-5/16"	18-5/16"	18-5/16"	18-5/16"	
Seat height (upholstered add 1")	17-3/4"	17-3/4"	17-3/4"	17-3/4"	17-3/4"	
Tablet to chair back clearance			14-1/2"	14-1/2"	14-1/2"	
Overall Dimensions						
Width	22"	25-7/8"	23-1/2"	23-1/2"	23-1/2"	25"
Depth	21-1/4"	21-1/4"	27-3/8"	31"	26-3/4"	29"
Height	32-5/8"	32-5/8"	32-5/8"	32-5/8"	32-5/8"	15-3/4"
Arms to floor		26-1/4"				
Stacking on Dolly						
Overall width	25"	25-7/8"				
Overall depth	36"	36"				
Quantity/height	12 Poly Chairs/60" High (6 Uph Chairs)	12 Poly Chairs/60" High (6 Uph Chairs)				
Stacking on Floor						
Width	22-3/16"	25-7/8"				
Depth	28"	28"				
Quantity/height	5 Chairs/43" High	5 Chairs/43" High				

SPECIFICATIONS

4-Leg Frame
Legs are 7/8" o.d. x 13-gauge tubular steel. A double ring of 7/16" diameter steel wire forms the cross member. The fixed backrest mechanism structure is formed of 1/2" diameter steel wire. All joints are welded.

Sled Frame
Frames are 3/4" o.d. x 13-gauge tubular steel. A double ring of 7/16" diameter steel wire forms the cross member. The fixed backrest mechanism structure is formed of 1/2" diameter steel wire. All joints are welded.

Seat and Shroud
Injection molded polypropylene.

Frame Finishes
Baked-on electrostatically-applied 30° gloss epoxy powder coating or bright nickel-chrome plating.

Glides
The bottom ends of the leg tubes are formed to be vertical where they meet the floor. The leg tubes are capped with polypropylene end caps matching the leg color, (except chrome or hammertone, which use black caps). Three optional glide types are available for leg chairs: swivel poly/nylon, swivel steel and swivel felt glides. The swivel function allows the bottom of the glide to correctly match uneven floor conditions, resulting in less wear. Poly/nylon and felt glides are interchangeable and have easy-on/easy-off replaceable glide caps, which makes field replacement easy and efficient. Swivel poly glides are available in Stone color only. Optional glides for the sled base are co-extuded to provide a softer (non-skid surface to protect the floor, but do not glide. Sled base chairs are also available with black nylon (plastic) glides, stainless steel glides, or non-marring (clear nylon) glides.

Casters
4-leg chairs may be ordered with casters instead of glides. Casters are double-wheel, high-impact thermoplastic available with hard or soft wheel surface, in black only.

Arms
Optional cantilever arms are available. When equipped with arms, the support structure is a continuation of the rear leg finished to match the frame color. The armrests are injection-molded, glass-reinforced nylon matching the frame finish (except for chrome, hammertone, and metallic finishes which will match poly color. Diamond translucent poly will have light tone armests; Pewter translucent will have flannel armrests. The steel frame tube is inserted into a socket molded into the armrest and secured with a screw.

Flip-up Tablet Arm
Tablet support loop is a continuation of the rear leg and may be ordered on the right or left side. A formed steel hinge is welded to the top of the support structure and secured with screws to the underside of the writing surface. Writing surface for standard tablet is 9-1/2" x 20-3/4" x 12-1/2" and oversize tablet is 15-1/2" x 22-1/2" x 14". Plywood core of 5/8" thick, 11-ply hardwood surfaced with .030" high-pressure laminate top and plain backer undersurface. Tablet flips up for easy access. Edges are lacquered and sealed.

Flip-and-Store (G2) Tablet Arm
The pivot mechanism consists of two pivot cams, two steel hinge barrels, a pivot shaft, and a hinged steel support plate which fastens to the tablet board. Available in right - or left-hand models. The working surface is 13-3/4" x 18-1/8".

Backrest Articulation Mechanism
A pair of outer backrest supports formed from 1' diameter tubular steel are inserted into sockets molded into the backrest and secured with screws. The backrest assembly moves over molded thermoplastic slide bushings and is supported by steel coil springs. This mechanism allows the backrest to move through 15 degrees of movement, about an axis of rotation that is through the hips of the occupant.

Optional Upholstered Seat and Back
Urethane foam is attached to an injection-molded polypropylene liner board, then upholstered using a draw-string process. Seat foam is molded nominal 1" thickness and back foam is nominal 1/2" thickness. The fasteners that attach the back pad are color-matched to the polypropylene.

Transport Dolly
Tubular and plate steel welded together. 5" casters: two fixed, two swivel. Powder-coated finish.

Universal Dolly Handle
Tubular steel and plate steel construction. Handle is powder coated. Field-assembled to dolly.

Design
Designed by Giancarlo Piretti and manufac-tured in the USA by Krueger International, Inc. under license from Pro-Cord S.p.A

Stacking Vinyl, Polyurethane, and Imitation Leather Upholstered Chairs
It is recommended that chairs to be stacked be covered in material other than vinyl, polyurethane, or imitation leather as an impression in the seat may result. KI does not warrant the effects of stacking on stock or C.O.M. vinyl, polyurethane, or imitation leather upholstery.

INFORMATION

Fabric Disclaimer
Fabric will be applied as swatched by the fabric manufacturer. Fabric that is required to be applied differently than is swatched will need a Special Cost Request written specifying the direction the fabric is to be applied. The posted standard lead time will apply to the Special Cost Request.
Inc. under license from Pro-Cord S.p.A

C.O.M. Testing and Production Requirements
Not all materials are suitable for upholstering this product. A 1 yd. x 54" sample must be submitted and approved prior to acceptance of an order. If the fabric is directional in pattern or weave, the direction must be indicated on the submitted sample, and additional yardage may be requested.
Test samples must be sent to:

KI
Attn: C.O.M. Specialist
1687 Westminster Drive - Gate 3
Green Bay, WI 54302

KI Color Match Program
KI offers the additional option of color matching paint, polypropylene, or wood stain through Product Modification Requests, contact Customer Service for details.

Whatever you imagine, whatever you require. KI's Color Match program lets you pick your color!

Color Match Process - Poly Seating information can be found here.

INFORMATION

Warranty
Refer to KI Terms & Conditions document or visit ki.com

Grazie® Stack Seating
General Information

	 Four-Leg Armless Chair with Casters (GLNAUC)	 Four-Leg Cantilever Arm Chair with Casters (GLCAUC)	 Four-Leg Flip-up Tablet Arm Chair with Casters (GLTAPCRH)	 Four-Leg Flip-up Oversize Tablet Arm Chair with Casters	 Four-Leg Flip-and-Store (G2) Tablet Arm Chair with Casters
Features					
Stackable	•	•			
Poly, upholstered seat, or upholstered seat/back	•	•	•	•	•
Ergonomic articulation (Perfect Pivot)	•	•	•	•	•
General Dimensions					
Seat width	18-1/2"	18-1/2"	18-1/2"	18-1/2"	18-1/2"
Seat depth	18-5/16"	18-5/16"	18-5/16"	18-5/16"	18-5/16"
Seat height (upholstered add 1")	17-3/4"	17-3/4"	17-3/4"	17-3/4"	17-3/4"
Tablet to chair back clearance			14-1/2"	14-1/2"	14-1/2"
Overall Dimensions					
Width	23"	25-7/8"	24"	24"	24"
Depth	21-5/16"	21-5/16"	27-3/8"	31"	26-3/4"
Height	32-5/8"	32-5/8"	32-5/8"	32-5/8"	32-5/8"
Arms to floor		26-1/4"			
Stacking on Floor					
Width	23"	25-7/8"			
Depth	28"	28"			
Quantity/height	5 Chairs/43" High	5 Chairs/43" High			

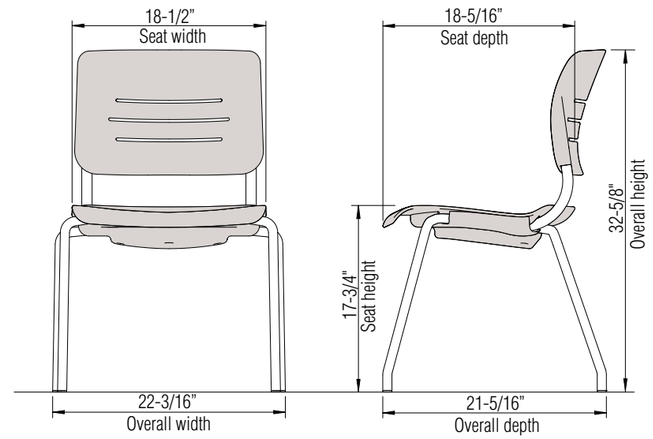

Grazie Armless Four Leg Chair

SPECIFICATIONS

4-Leg Frame
Legs are 7/8" o.d. x 13 -gauge tubular steel. A double ring of 7/16" diameter steel wire forms the cross member. The fixed backrest mechanism structure is formed of 1/2" diameter steel wire. All joints are welded.

Sled Frame
Frames are 3/4" o.d. x 13-gauge tubular steel. A double ring of 7/16" diameter steel wire forms the cross member. The fixed backrest mechanism structure is formed of 1/2" diameter steel wire. All joints are welded.

Frame Finishes
Baked-on electrostatically-applied 30° gloss epoxy powder coating or bright nickel-chrome plating.

Glides
The bottom ends of the leg tubes are formed to be vertical where they meet the floor. The leg tubes are capped with polyproplyene end caps matching the leg color (except chrome, hammertone, and metallic finishes which use black caps). Optional glides for the sled base are co-extuded to provide a softer, non-skid surface to protect the floor, but do not glide. Sled base chairs are also available with black nylon (plastic), stainless steel, or non-marring (clear nylon) glides.

Casters
4-leg chairs may be ordered with casters instead of glides. Casters are double-wheel, high-impact thermoplastic available with hard or soft wheel surface, in black only.

Seat and Shroud
Injection molded polypropylene.

Arms
Optional cantilever arms are available. When equipped with arms, the support structure is a continuation of the rear leg finished to match the frame color. The armrests are injection-molded, glass-reinforced nylon matching the frame finish (except for chrome, hammertone, and metallic finishes which will match poly color. Diamond translucent poly will have light tone armests; Pewter translucent will have flannel armrests; Bronze translucent will have chocolate armrests). The steel frame tube is inserted into a socket molded into the armrest and secured with a screw.

Flip-up Tablet Arm
Tablet support loop is a continuation of the rear leg and may be ordered on the right or left side. A formed steel hinge is welded to the top of the support structure and secured with screws to the underside of the writing surface. Writing surface for standard tablet is 9-1/2" x 20-3/4" x 12-1/2" and oversize tablet is 15-1/2" x 22-1/2" x 14". Plywood core of 5/8" thick, 11-ply hardwood surfaced with .030" high-pressure laminate top and plain backer undersurface. Tablet flips up for easy access. Edges are lacquered and sealed.

Flip-and-Store (G2) Tablet Arm
The pivot mechanism consists of two pivot cams, two steel hinge barrels, a pivot shaft, and a hinged steel support plate which fastens to the tablet board. Available in right - or left-hand models. The working surface is 13-3/4" x 18-1/8".

Backrest Articulation Mechanism
A pair of outer backrest supports formed from 1' diameter tubular steel are inserted into sockets molded into the backrest and secured with screws. The backrest assembly moves over molded thermoplastic slide bushings and is supported by steel coil springs. This mechanism allows the backrest to move through 15 degrees of movement, about an axis of rotation that is through the hips of the occupant.

Optional Upholstered Seat and Back
Urethane foam is attached to an injection-molded polypropylene liner board, then upholstered using a draw-string process. Seat foam is molded nominal 1" thickness and back foam is nominal 1/2" thickness. The fasteners that attach the back pad are color-matched to the polypropylene.

Stacking Vinyl, Polyurethane, and Imitation Leather Upholstered Chairs
It is recommended that chairs to be stacked be covered in material other than vinyl, polyurethane, or imitation leather as an impression in the seat may result. KI does not warrant the effects of stacking on stock or C.O.M. vinyl, polyurethane, or imitation leather upholstery.

Transport Dolly
Tubular and plate steel welded together. 5" casters: two fixed, two swivel. Powder-coated finish.

Universal Dolly Handle
Tubular steel and plate steel construction. Handle is powder coated. Field-assembled to dolly.

INFORMATION

C.O.M. Testing and Production Requirements

Not all materials are suitable for upholstering this product. A 1 yd. x 54" sample must be submitted and approved prior to acceptance of an order. If the fabric is directional in pattern or weave, the direction must be indicated on the submitted sample, and additional yardage may be requested. Test samples must be sent to:

KI
Attn: C.O.M. Specialist
1687 Westminster Drive - Gate 3
Green Bay, WI 54302

Fabric Disclaimer
Fabric will be applied as swatched by the fabric manufacturer. Fabric that is required to be applied differently than is swatched will need a Special Cost Request written specifying the direction the fabric is to be applied. The posted standard lead time will apply to the Special Cost Request.

Design
Designed by Giancarlo Piretti and manufac-tured in the USA by Krueger International, Inc. under license from Pro-Cord S.p.A

KI Color Match Program
KI offers the additional option of color matching paint, polypropylene, or wood stain through Product Modification Requests, contact Customer Service for details.

Whatever you imagine, whatever you require. KI's Color Match program lets you pick your color!

Color Match Process - Poly Seating information can be found here.

INFORMATION

Warranty
Refer to KI Terms & Conditions document or visit ki.com



	Four-Leg Armless Cafe Stool - 24" or 30" Seat Height (GLSNAP)	Four-Leg Cantilever Arm Cafe Stool - 24" or 30" Seat Height
Features		
Stackable	•	•
Poly, upholstered seat, or upholstered seat/back	•	•
Ergonomic articulation (Perfect Pivot)	•	•
General Dimensions		
Seat width	18-1/2"	18-1/2"
Seat depth	18-5/16"	18-5/16"
Seat height (upholstered add 1")	23-3/4" or 29-3/4"	23-3/4" or 29-3/4"
Overall Dimensions		
Width	22-3/16"	25-7/8"
Depth	21-5/16"	21-5/16"
Height	38-5/8" or 44-5/8"	38-5/8" or 44-5/8"
Arms to floor		32-1/4" or 38-1/4"
Stacking on Floor		
Width	22-3/16"	25-7/8"
Depth	28"	28"
Quantity/height	4 Chairs/48" or 54" High	4 Chairs/48" or 54" High

Grazie® Stack Seating
General Information

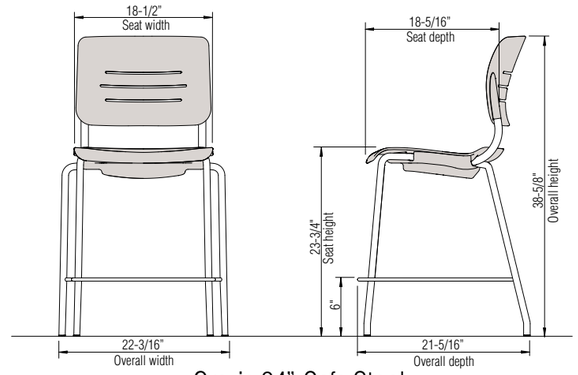

Grazie 24” Cafe Stool

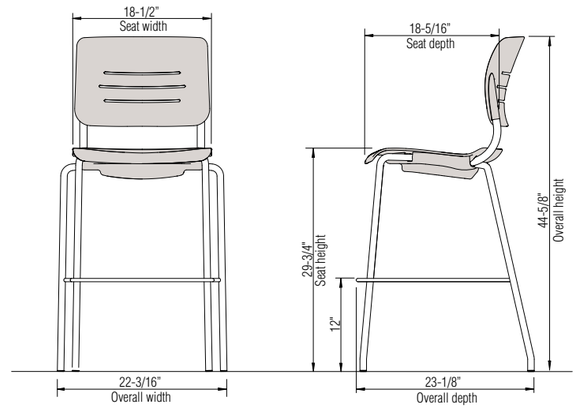

Grazie 30” Cafe Stool

SPECIFICATIONS

4-Leg Frame
Legs are 7/8” o.d. x 13 -gauge tubular steel. A double ring of 7/16" diameter steel wire forms the cross member. The fixed backrest mechanism structure is formed of 1/2" diameter steel wire. A 3-sided foot ring is made of a pair of 7/16" diameter steel wires. All joints are welded.

Frame Finishes
Baked-on electrostatically-applied 30° gloss epoxy powder coating or bright nickel-chrome plating.

Glides
The bottom ends of the leg tubes are formed to be vertical where they meet the floor. The leg tubes are capped with polypropylene end caps matching the leg color (except chrome, hammertone, and metallic finishes which use black caps).

Seat and Shroud
Injection molded polypropylene.

Backrest Articulation Mechanism
A pair of outer backrest supports formed from 1' diameter tubular steel are inserted into sockets molded into the backrest and secured with screws. The backrest assembly moves over molded thermoplastic slide bushings and is supported by steel coil springs. This mechanism allows the backrest to move through 15 degrees of movement, about an axis of rotation that is through the hips of the occupant.

Optional Upholstered Seat and Back
Urethane foam is attached to an injection-molded polypropylene liner board, then upholstered using a draw-string process. Seat foam is molded nominal 1" thickness and back foam is nominal 1/2" thickness. The fasteners that attach the back pad are color-matched to the polypropylene.

Arms
Optional cantilever arms are available. When equipped with arms, the support structure is a continuation of the rear leg finished to match the frame color. The armrests are injection-molded, glass-reinforced nylon matching the frame finish (except for chrome, hammertone, and metallic finishes which will match poly color. Diamond translucent poly will have light tone armests; Pewter translucent will have flannel armrests; Bronze translucent will have chocolate armrests). The steel frame tube is inserted into a socket molded into the armrest and secured with a screw.

Stacking Vinyl, Polyurethane, and Imitation Leather Upholstered Stools
It is recommended that stools to be stacked be covered in material other than vinyl, polyurethane, or imitation leather as an impression in the seat may result. KI does not warrant the effects of stacking on stock or C.O.M. vinyl, polyurethane, or imitation leather upholstery.

INFORMATION

C.O.M. Testing and Production Requirements
Not all materials are suitable for upholstering this product. A 1 yd. x 54” sample must be submitted and approved prior to acceptance of an order. If the fabric is directional in pattern or weave, the direction must be indicated on the submitted sample, and additional yardage may be requested.

Test samples must be sent to:

KI
Attn: C.O.M. Specialist
1687 Westminster Drive - Gate 3
Green Bay, WI 54302

Fabric Disclaimer
Fabric will be applied as swatched by the fabric manufacturer. Fabric that is required to be applied differently than is swatched will need a Special Cost Request written specifying the direction the fabric is to be applied. The posted standard lead time will apply to the Special Cost Request.

Design
Designed by Giancarlo Piretti and manufac-tured in the USA by Krueger International, Inc. under license from Pro-Cord S.p.A

KI Color Match Program
KI offers the additional option of color matching paint, polypropylene, or wood stain through Product Modification Requests, contact Customer Service for details.

Whatever you imagine, whatever you require. KI’s Color Match program lets you pick your color!

Color Match Process - Poly Seating information can be found here.

INFORMATION

Warranty
Refer to KI Terms & Conditions document or visit ki.com

Grazie® Stack Seating
Color Options

Grazie® Stack Seating
Color Options

Frame Color

Black	BL
Blue Grey	GR
Bronze Metallic	ZM
Cayenne	CY
Champagne Metallic	CM
Chrome	CH
Cool Grey	CG
Cottonwood	CO
Earthen Clay	EY
Espresso Metallic	EX
Everglade Shade	EV
Flannel	FN
Glitz Metallic	GZ
Hazy Jade	HJ
Honey Bee	HY
Light Tone	LG
Mardi Gras	MG
Misty Brown	MY
Nemo	NE
Nordic	ND
Poppy Red	PR
Purple Haze	PH
Rubber Ducky	RK
Sand	SA
Sky Blue	SK
Starlight Silver Metallic	SX
Surf's Up	SP
Twilight Shadow	TI
Ultra Blue	UB
Warm Grey	WG
Zesty Lime	ZL

Armcaps and glides match the frame color with the following exceptions:
-When frame color is chrome or metallic, the armcaps and glides will match poly color.
-When back is diamond translucent, armcaps are light tone.
-When back is pewter translucent, armcaps are flannel.

Casters for four-leg chairs are always black.

Poly Color - Seat and/or Back

Black	PBL
Blue Grey	PGR
Cayenne	PCY
Cool Grey	PCG
Cottonwood	PCO
Diamond Translucent	PDT
Earthen Clay	PEY
Everglade Shade	PEV
Flannel	PFN
Hazy Jade	PHJ
Honey Bee	PHY
Light Tone	PLG
Mardi Gras	PMG
Misty Brown	PMY
Nemo	PNE
Nordic	PND
Pewter Translucent	PPT
Poppy Red	PPR
Purple Haze	PPH
Rubber Ducky	PRK
Sand	PSA
Sky Blue	PSK
Surf's Up	PSP
Twilight Shadow	PTI
Ultra Blue	PUB
Warm Grey	PWG
Zesty Lime	PZL

Diamond Translucent and Pewter Translucent are only available on upholstered seat models.

Seat and Back Color - Polypropylene Flame-Retardant

Black	PBL

The above seating product can be manufactured using the appropriate flame-retardant materials for compliance to California Technical Bulletin 133.

Tablet Arm Color - Laminate

Belair	LBQ
Biltmore Cherry	LBT
Black	LBK
Brighton Walnut	LBW
Canyon Zephyr	LCA
Castle Oak	LCO
Casual Linen	LCU
Cherry Storm	LCX
Classic Linen	LCI
Cloud Zephyr	LCL
Cocobala	LCC
Crisp Linen	LRI
Desert Zephyr	LDZ
Dove Grey	LDG
Fired Steel	LIL
Flax Linen	LXF
Florence Walnut	LFC
Forged Steel	LOL
Friston Ash	LFH
Frosty White	LFW
Graphite Nebula	LGN
Grey	LGE
High Rise	LHE
Hollyberry	LHY
Irish Linen	LIH
Island	LID
Italian Silver Ash	LIT
Kensington Maple	LKM
Lapis Blue	LLB
Markerboard White	LMK
Misted Zephyr	LMR
Monticello Maple	LMT
Nickel Evolv	LNV
North Sea	LNA
Ocean	LON
Pearl Bisque	LPB
Pearl Silver	LPS
Pressed Linen	LPR
River Cherry	LRY
Rugged Linen	LRG
Satin Stainless	LSS
Shadow Zephyr	LSR
Silicon evolv	LSV
Sterling Ash	LAZ
Tailored Linen	LTL
Titanium evolv	LTV
White Nebula	LWL
White Sand	LWN
Windsor Mahogany	LWY

Finish Cards
View color swatches for items listed within this document.

Paints **Wood/Veneer** **Molded Edges** **Hard Plastics**
Plastics/Poly **Laminates** **Edge Styles** **Glass**

Certain options referenced may not be available on GSA Schedule.

Grazie® Stack Seating
Stack Chairs

Grazie® Stack Seating
Stack Chairs

	MODEL	Features	MODEL NUMBER: Basic Model	Frame Color	Seat & Back Color	Caster Type	Glide Option	Fire Code	Upholstery Color	Approx. Packaged Weight	Delivered Pricing Unupholstered	Delivered Pricing Fabric Grade 1 & C.O.M.	Delivered Pricing Fabric Grade 2	Delivered Pricing Fabric Grade 3	Delivered Pricing C.O.V.	Delivered Pricing Vinyl Group 2V	Delivered Pricing Pallas Fabric Group P0	Delivered Pricing Pallas Fabric Group P1	Delivered Pricing Pallas Fabric Group P2	Delivered Pricing Pallas Fabric Group P3	Delivered Pricing Pallas Fabric Group P4
	**Four-Leg Armless Chair** • Ergonomic articulation (Perfect Pivot) • Stacking	Polypropylene	GLNAP	□□	□□□		□	□□□		23.0#	$ 421										
		Upholstered Seat	GLNAU	□□	□□□		□	□□□	□□□□□	26.0#	N/A	572	583	602	572	602	612	662	681	706	741
		Upholstered Seat/Back	GLNAUB	□□	□□□		□	□□□	□□□□□	28.0#	N/A	607	618	639	607	639	649	698	718	743	775
GLP																					
GLU																					
GLUB																					
	**Four-Leg Armless Chair with Casters** • Ergonomic articulation (Perfect Pivot) • Stacking. Caution should be excercised to prevent casters from marring components such as frames, fabric, etc., and to prevent casters from becoming "hung up" underneath the seat of the chair • Stacking on dollies is NOT recommended	Polypropylene, Casters	GLNAPC	□□	□□□	□		□□□		24.0#	$ 449										
		Uph. Seat, Casters	GLNAUC	□□	□□□	□		□□□	□□□□□	27.0#	N/A	599	610	631	599	631	640	689	711	734	768
		Uph. Seat/Back, Casters	GLNAUBC	□□	□□□	□		□□□	□□□□□	28.0#	N/A	635	645	666	635	666	676	725	745	769	806
GLP																					
GLU																					
GLUB																					
			Ⓐ	Ⓑ	Ⓒ	Ⓓ	Ⓔ	Ⓕ	Ⓖ												

HOW TO ORDER

Indicate the following information on order form:
1. Quantity of each item.
2. Model number, including options. See "How To Build a Model Number".
3. Any special service required.

Note: • The □ indicates that a choice is required.
- The absence of the □ indicates that no choice is required.
- Alpha-numeric characters in place of □ indicate that no other alternatives are available.

HOW TO BUILD A MODEL NUMBER

Ⓐ Select basic model.

Ⓑ Select frame color.
Refer to the **Product Color Options** page in this price list.

Ⓒ Select poly seat and back color.
Refer to the **Product Color Options** page in this price list.

Ⓓ Select casters.

C	- Carpet casters (black only)
S	- Hard floor casters (black only)

Ⓔ Select glide option.

F	- Felt Glides
P	- Plastic glides
S	- Steel glides

Ⓕ Select fire code.

NFR	- Compliance to TB 117-2013
FR	- Compliance to TB 133

See Upholstery Information for TB133 upcharge.

Ⓖ Select upholstery grade/color.
Refer to **ki.com/fabrics**

UPHOLSTERY INFORMATION

C.O.M. Upholstery
C.O.M. requirement for 10 chairs or less with upholstered seat or upholstered seat and back is 3/4 yard per chair of 54" wide nondirectional fabric. For orders of 11 or more with upholstered seat and back and for complete information on ordering C.O.M. see "Ordering C.O.M., C.O.V. and C.O.L." section.

California TB133 Fire Safety Code
For California Technical Bulletin 133 compliant models, add the following upcharge:
Model=Polypropylene
Added List Price=$13
Model=Upholstered Seat
Added List Price=$87
Model=Upholstered Seat and Back
Added List Price=$123

SPECIAL SERVICES

Special Carton Marking

With specially marked information	N/C

Shipping
Ships **assembled, FOB Green Bay, WI 54302, freight prepaid.** Freight class 125.

Specifications and prices are subject to change without prior notice.

Grazie® Stack Seating
Stack Chairs

Grazie® Stack Seating
Stack Chairs

	MODEL	Features	MODEL NUMBER: Basic Model	Frame Color	Seat & Back Color	Caster Type	Glide Option	Fire Code	Upholstery Color	Approx. Packaged Weight	Delivered Pricing Unuphol-stered	Delivered Pricing Fabric Grade 1 & C.O.M.	Delivered Pricing Fabric Grade 2	Delivered Pricing Fabric Grade 3	Delivered Pricing C.O.V.	Delivered Pricing Vinyl Group 2V	Delivered Pricing Pallas Fabric Group P0	Delivered Pricing Pallas Fabric Group P1	Delivered Pricing Pallas Fabric Group P2	Delivered Pricing Pallas Fabric Group P3	Delivered Pricing Pallas Fabric Group P4
	**Four-Leg Cantilever Arm Chair** • Ergonomic articulation (Perfect Pivot) • Stacking	Polypropylene	GLCAP	☐☐	☐☐☐		☐	☐☐☐		26.0#	$ 562										
		Upholstered Seat	GLCAU	☐☐	☐☐☐		☐	☐☐☐	☐☐☐☐☐	29.0#	N/A	712	721	741	712	741	755	804	823	847	880
		Upholstered Seat/Back	GLCAUB	☐☐	☐☐☐		☐	☐☐☐	☐☐☐☐☐	31.0#	N/A	746	759	777	746	777	788	837	859	880	915
GLP																					
GLU																					
GLUB																					
	**Four-Leg Cantilever Arm Chair with Casters** • Ergonomic articulation (Perfect Pivot) • Stacking. Caution should be excercised to prevent casters from marring components such as frames, fabric, etc., and to prevent casters from becoming "hung up" underneath the seat of the chair • Stacking on dollies is NOT recommended	Polypropylene, Casters	GLCAPC	☐☐	☐☐☐	☐		☐☐☐		27.0#	$ 590										
		Uph. Seat, Casters	GLCAUC	☐☐	☐☐☐	☐		☐☐☐	☐☐☐☐☐	30.0#	N/A	738	748	768	738	768	781	829	848	873	907
		Uph. Seat/Back, Casters	GLCAUBC	☐☐	☐☐☐	☐		☐☐☐	☐☐☐☐☐	31.0#	N/A	772	785	806	772	806	814	865	887	910	944
GLP																					
GLU																					
GLUB																					
			Ⓐ	Ⓑ	Ⓒ	Ⓓ	Ⓔ	Ⓕ	Ⓖ												

HOW TO ORDER

Indicate the following information on order form:
1. Quantity of each item.
2. Model number, including options. See "How To Build a Model Number".
3. Any special service required.

Note: • The ☐ indicates that a choice is required.
- The absence of the ☐ indicates that no choice is required.
- Alpha-numeric characters in place of ☐ indicate that no other alternatives are available.

HOW TO BUILD A MODEL NUMBER

Ⓐ Select basic model.

Ⓑ Select frame color.
Refer to the **Product Color Options** page in this price list.

Ⓒ Select poly seat and back color.
Refer to the **Product Color Options** page in this price list.

Ⓓ Select casters.

C	- Carpet casters (black only)
S	- Hard floor casters (black only)

Ⓔ Select glide option.

F	- Felt Glides
P	- Plastic glides
S	- Steel glides

Ⓕ Select fire code.

NFR	- Compliance to TB 117-2013
FR	- Compliance to TB 133

See Upholstery Information for TB133 upcharge.

Ⓖ Select upholstery grade/color.
Refer to **ki.com/fabrics**

UPHOLSTERY INFORMATION

C.O.M. Upholstery
C.O.M. requirement for 10 chairs or less with upholstered seat or upholstered seat and back is 3/4 yard per chair of 54" wide nondirectional fabric. For orders of 11 or more with upholstered seat and back and for complete information on ordering C.O.M. see "Ordering C.O.M., C.O.V. and C.O.L." section.

California TB133 Fire Safety Code
For California Technical Bulletin 133 compliant models, add the following upcharge:
Model=Polypropylene
Added List Price=$13
Model=Upholstered Seat
Added List Price=$87
Model=Upholstered Seat and Back
Added List Price=$123

SPECIAL SERVICES

Special Carton Marking

With specially marked information	N/C

Shipping
Ships **assembled, FOB Green Bay, WI 54302, freight prepaid.** Freight class 125.

Specifications and prices are subject to change without prior notice.

Grazie® Stack Seating
Stack Chairs

Grazie® Stack Seating
Stack Chairs

	MODEL	Features	MODEL NUMBER: Basic Model	Frame Color Ⓑ	Seat & Back Color Ⓒ	Glide Option Ⓓ	Tablet Arm Color Ⓔ	Fire Code Ⓕ	Uph. Color Ⓖ	Approx. Packaged Weight	Delivered Pricing Unupholstered	Delivered Pricing Fabric Grade 1 & C.O.M.	Delivered Pricing Fabric Grade 2	Delivered Pricing Fabric Grade 3	Delivered Pricing C.O.V.	Delivered Pricing Vinyl Group 2V	Delivered Pricing Pallas Fabric Group P0	Delivered Pricing Pallas Fabric Group P1	Delivered Pricing Pallas Fabric Group P2	Delivered Pricing Pallas Fabric Group P3	Delivered Pricing Pallas Fabric Group P4
	**Four-Leg Flip-up Tablet Arm Chair** • Ergonomic articulation (Perfect Pivot) • NONSTACKING	Polypropylene, Left Hand	GLTAPLH	□□	□□□	□	□□	□□		29.0#	$ 689											
		Polypropylene, Right Hand	GLTAPRH	□□	□□□	□	□□	□□		29.0#	689											
		Uph. Seat, Left Hand	GLTAULH	□□	□□□	□	□□	□□	□□	32.0#	N/A	838	849	867	838	867	879	929	949	972	1007
		Uph. Seat, Right Hand	GLTAURH	□□	□□□	□	□□	□□	□□	32.0#	N/A	838	849	867	838	867	879	929	949	972	1007
		Uph. Seat/Back, Left Hand	GLTAUBLH	□□	□□□	□	□□	□□	□□	34.0#	N/A	874	886	905	874	905	914	963	986	1007	1042
		Uph. Seat/Back, Right Hand	GLTAUBRH	□□	□□□	□	□□	□□	□□	34.0#	N/A	874	886	905	874	905	914	963	986	1007	1042
GLP																						
GLU																						
GLUB																						
	**Four-Leg Flip-up Oversize Tablet Arm Chair** • Oversized tablet • Ergonomic articulation (Perfect Pivot) • NONSTACKING	Polypropylene, Left Hand	GLOVTAPLH	□□	□□□	□	□□	□□		31.0#	$ 760											
		Polypropylene, Right Hand	GLOVTAPRH	□□	□□□	□	□□	□□		31.0#	760											
		Uph. Seat, Left Hand	GLOVTAULH	□□	□□□	□	□□	□□	□□	34.0#	N/A	908	920	940	908	940	950	998	1020	1042	1080
		Uph. Seat, Right Hand	GLOVTAURH	□□	□□□	□	□□	□□	□□	34.0#	N/A	908	920	940	908	940	950	998	1020	1042	1080
		Uph. Seat/Back, Left Hand	GLOVTAUBLH	□□	□□□	□	□□	□□	□□	35.0#	N/A	944	956	975	944	975	986	1035	1055	1080	1113
		Uph. Seat/Back, Right Hand	GLOVTAUBRH	□□	□□□	□	□□	□□	□□	35.0#	N/A	944	956	975	944	975	986	1035	1055	1080	1113
GLP																						
GLU																						
GLUB																						
	**Four-Leg Flip-and-Store (G2) Tablet Arm Chair** • Ergonomic articulation (Perfect Pivot) • NONSTACKING	Polypropylene, Left Hand	GLG2APLH	□□	□□□	□	□□	□□		30.0#	$ 728											
		Polypropylene, Right Hand	GLG2APRH	□□	□□□	□	□□	□□		30.0#	728											
		Uph. Seat, Left Hand	GLG2AULH	□□	□□□	□	□□	□□	□□	33.0#	N/A	878	889	907	878	907	919	968	989	1013	1048
		Uph. Seat, Right Hand	GLG2AURH	□□	□□□	□	□□	□□	□□	33.0#	N/A	878	889	907	878	907	919	968	989	1013	1048
		Uph. Seat/Back, Left Hand	GLG2AUBLH	□□	□□□	□	□□	□□	□□	35.0#	N/A	913	924	944	913	944	955	1003	1023	1048	1083
		Uph. Seat/Back, Right Hand	GLG2AUBRH	□□	□□□	□	□□	□□	□□	35.0#	N/A	913	924	944	913	944	955	1003	1023	1048	1083
GLP																						
GLU																						
GLUB																						
			Ⓐ	Ⓑ	Ⓒ	Ⓓ	Ⓔ	Ⓕ	Ⓖ													

HOW TO ORDER

Indicate the following information on order form:
1. Quantity of each item.
2. Model number, including options. See "How To Build a Model Number".
3. Any special service required.

Note: • The □ indicates that a choice is required.
- The absence of the □ indicates that no choice is required.
- Alpha-numeric characters in place of □ indicate that no other alternatives are available.

HOW TO BUILD A MODEL NUMBER

Ⓐ Select basic model.

Ⓑ Select frame color.
Refer to the **Product Color Options** page in this price list.

Ⓒ Select poly seat and back color.
Refer to the **Product Color Options** page in this price list.

Ⓓ Select glide option.

F	- Felt Glides
P	- Plastic glides
S	- Steel glides

Ⓔ Select tablet arm color.
Refer to the **Product Color Options** page in this price list.

Ⓕ Select fire code.

NFR	- Compliance to TB 117-2013
FR	- Compliance to TB 133

See Upholstery Information for TB133 upcharge.

Ⓖ Select upholstery grade/color.
Refer to **ki.com/fabrics**

UPHOLSTERY INFORMATION

C.O.M. Upholstery
C.O.M. requirement for 10 chairs or less with upholstered seat or upholstered seat and back is 3/4 yard per chair of 54" wide nondirectional fabric. For orders of 11 or more with upholstered seat and back and for complete information on ordering C.O.M. see "Ordering C.O.M., C.O.V. and C.O.L." section.

California TB133 Fire Safety Code
For California Technical Bulletin 133 compliant models, add the following upcharge:
Model=Polypropylene
Added List Price=$13
Model=Upholstered Seat
Added List Price=$87
Model=Upholstered Seat and Back
Added List Price=$123

SPECIAL SERVICES

Special Carton Marking

With specially marked information	N/C

Shipping
Ships **assembled, FOB Green Bay, WI 54302, freight prepaid.** Freight class 125.

Specifications and prices are subject to change without prior notice.

Grazie® Stack Seating
Stack Chairs

Grazie® Stack Seating
Stack Chairs

	MODEL	Features	MODEL NUMBER: Basic Model	Frame Color Ⓑ	Seat & Back Color Ⓒ	Caster Type Ⓓ	Tablet Arm Color Ⓔ	Fire Code Ⓕ	Uph. Color Ⓖ	Approx. Packaged Weight	Delivered Pricing Unuphol-stered	Delivered Pricing Fabric Grade 1 & C.O.M.	Delivered Pricing Fabric Grade 2	Delivered Pricing Fabric Grade 3	Delivered Pricing C.O.V.	Delivered Pricing Vinyl Group 2V	Delivered Pricing Pallas Fabric Group P0	Delivered Pricing Pallas Fabric Group P1	Delivered Pricing Pallas Fabric Group P2	Delivered Pricing Pallas Fabric Group P3	Delivered Pricing Pallas Fabric Group P4
	**Four-Leg Flip-up Tablet Arm Chair with Casters** • Ergonomic articulation (Perfect Pivot) • NONSTACKING	Poly, Left Hand, Casters	GLTAPCLH	□□	□□□	□	□□	□□		30.0#	$ 716										
		Poly, Right Hand, Casters	GLTAPCRH	□□	□□□	□	□□	□□		30.0#	716										
		Uph. Seat, Left Hand, Cast.	GLTAUCLH	□□	□□□	□	□□	□□	□□	33.0#	N/A	865	876	895	865	895	906	956	977	998	1035
		Uph. Seat, Right Hand, Cast.	GLTAUCRH	□□	□□□	□	□□	□□	□□	33.0#	N/A	865	876	895	865	895	906	956	977	998	1035
		Uph. Seat/Back, Left Hand, Cast.	GLTAUBCLH	□□	□□□	□	□□	□□	□□	34.0#	N/A	901	912	932	901	932	943	993	1013	1036	1069
		Uph. Seat/Back, Right Hand, Cast.	GLTAUBCRH	□□	□□□	□	□□	□□	□□	34.0#	N/A	901	912	932	901	932	943	993	1013	1036	1069
GLP																					
GLU																					
GLUB																					
	**Four-Leg Flip-up Oversize Tablet Arm Chair with Casters** • Oversized tablet • Ergonomic articulation (Perfect Pivot) • NONSTACKING	Poly, Left Hand, Casters	GLOVTAPCLH	□□	□□□	□	□□	□□		31.0#	$ 786										
		Poly, Right Hand, Casters	GLOVTAPCRH	□□	□□□	□	□□	□□		31.0#	786										
		Uph. Seat, Left Hand, Cast.	GLOVTAUCLH	□□	□□□	□	□□	□□	□□	34.0#	N/A	936	946	966	936	966	977	1026	1047	1069	1104
		Uph. Seat, Right Hand, Cast.	GLOVTAUCRH	□□	□□□	□	□□	□□	□□	34.0#	N/A	936	946	966	936	966	977	1026	1047	1069	1104
		Uph. Seat/Back, Left Hand, Cast.	GLOVTAUBCLH	□□	□□□	□	□□	□□	□□	36.0#	N/A	971	984	1002	971	1002	1015	1063	1083	1107	1139
		Uph. Seat/Back, Right Hand, Cast.	GLOVTAUBCRH	□□	□□□	□	□□	□□	□□	36.0#	N/A	971	984	1002	971	1002	1015	1063	1083	1107	1139
GLP																					
GLU																					
GLUB																					
	**Four-Leg Flip-and-Store (G2) Tablet Arm Chair with Casters** • Ergonomic articulation (Perfect Pivot) • NONSTACKING	Poly, Left Hand, Casters	GLG2APCLH	□□	□□□	□	□□	□□		31.0#	$ 757										
		Poly, Right Hand, Casters	GLG2APCRH	□□	□□□	□	□□	□□		31.0#	757										
		Uph. Seat, Left Hand, Cast.	GLG2AUCLH	□□	□□□	□	□□	□□	□□	34.0#	N/A	905	915	934	905	934	945	995	1016	1038	1074
		Uph. Seat, Right Hand, Cast.	GLG2AUCRH	□□	□□□	□	□□	□□	□□	34.0#	N/A	905	915	934	905	934	945	995	1016	1038	1074
		Uph. Seat/Back, Left Hand, Cast.	GLG2AUBCLH	□□	□□□	□	□□	□□	□□	35.0#	N/A	941	953	971	941	971	984	1032	1047	1076	1110
		Uph. Seat/Back, Right Hand, Cast.	GLG2AUBCRH	□□	□□□	□	□□	□□	□□	35.0#	N/A	941	953	971	941	971	984	1032	1047	1076	1110
GLP																					
GLU																					
GLUB																					
			Ⓐ	Ⓑ	Ⓒ	Ⓓ	Ⓔ	Ⓕ	Ⓖ												

HOW TO ORDER

Indicate the following information on order form:
1. Quantity of each item.
2. Model number, including options. See "How To Build a Model Number".
3. Any special service required.

Note: • The □ indicates that a choice is required.
- The absence of the □ indicates that no choice is required.
- Alpha-numeric characters in place of □ indicate that no other alternatives are available.

HOW TO BUILD A MODEL NUMBER

Ⓐ Select basic model.

Ⓑ Select frame color.
Refer to the **Product Color Options** page in this price list.

Ⓒ Select poly seat and back color.
Refer to the **Product Color Options** page in this price list.

Ⓓ Select casters.

C	- Carpet casters (black only)
S	- Hard floor casters (black only)

Ⓔ Select tablet arm color.
Refer to the **Product Color Options** page in this price list.

Ⓕ Select fire code.

NFR	- Compliance to TB 117-2013
FR	- Compliance to TB 133

See Upholstery Information for TB133 upcharge.

Ⓖ Select upholstery grade/color.
Refer to **ki.com/fabrics**

UPHOLSTERY INFORMATION

C.O.M. Upholstery
C.O.M. requirement for 10 chairs or less with upholstered seat or upholstered seat and back is 3/4 yard per chair of 54" wide nondirectional fabric. For orders of 11 or more with upholstered seat and back and for complete information on ordering C.O.M. see "Ordering C.O.M., C.O.V. and C.O.L." section.

California TB133 Fire Safety Code
For California Technical Bulletin 133 compliant models, add the following upcharge:
Model=Polypropylene
Added List Price=$13
Model=Upholstered Seat
Added List Price=$87
Model=Upholstered Seat and Back
Added List Price=$123

SPECIAL SERVICES

Special Carton Marking

With specially marked information	N/C

Shipping
Ships **assembled, FOB Green Bay, WI 54302, freight prepaid.** Freight class 125.

Specifications and prices are subject to change without prior notice.

Grazie® Stack Seating
Stack Chairs

Grazie® Stack Seating
Stack Chairs

	MODEL	Features	MODEL NUMBER: Basic Model	Frame Color Ⓑ	Seat & Back Color Ⓒ	Glide Option Ⓓ	Fire Code Ⓔ	Upholstery Color Ⓕ	Approx. Packaged Weight	Delivered Pricing Unupholstered	Delivered Pricing Fabric Grade 1 & C.O.M.	Delivered Pricing Fabric Grade 2	Delivered Pricing Fabric Grade 3	Delivered Pricing C.O.V.	Delivered Pricing Vinyl Group 2V	Delivered Pricing Pallas Fabric Group P0	Delivered Pricing Pallas Fabric Group P1	Delivered Pricing Pallas Fabric Group P2	Delivered Pricing Pallas Fabric Group P3	Delivered Pricing Pallas Fabric Group P4
	**Sled Base Armless Chair** • Ergonomic articulation (Perfect Pivot) • Stacking	Polypropylene	GSNAP	□□	□□□	□□□	□□□		25.0#	$ 436										
		Upholstered Seat	GSNAU	□□	□□□	□□□	□□□	□□□□□	28.0#	N/A	585	598	615	585	615	625	676	696	719	757
		Upholstered Seat/Back	GSNAUB	□□	□□□	□□□	□□□	□□□□□	30.0#	N/A	620	633	651	620	651	664	714	733	758	791
GSP																				
GSU																				
GSUB																				
	**Sled Base Cantilever Arm Chair** • Ergonomic articulation (Perfect Pivot) • Stacking	Polypropylene	GSCAP	□□	□□□	□□□	□□□		27.0#	$ 576										
		Upholstered Seat	GSCAU	□□	□□□	□□□	□□□	□□□□□	30.0#	N/A	725	737	757	725	757	768	815	837	862	895
		Upholstered Seat/Back	GSCAUB	□□	□□□	□□□	□□□	□□□□□	32.0#	N/A	761	771	793	761	793	801	850	872	895	930
GSP																				
GSU																				
GSUB																				
			Ⓐ	Ⓑ	Ⓒ	Ⓓ	Ⓔ	Ⓕ												

HOW TO ORDER

Indicate the following information on order form:
1. Quantity of each item.
2. Model number, including options. See "How To Build a Model Number".
3. Any special service required.

Note: • The □ indicates that a choice is required.
• The absence of the □ indicates that no choice is required.
• Alpha-numeric characters in place of □ indicate that no other alternatives are available.

HOW TO BUILD A MODEL NUMBER

Ⓐ Select basic model.

Ⓑ Select frame color.
Refer to the **Product Color Options** page in this price list.

Ⓒ Select poly seat and back color.
Refer to the **Product Color Options** page in this price list.

Ⓓ Select glide option.

NGL	- No glides
GFT	- Felt glides
GNM	- Non-marring glides
GNS	- Non-skid glides
GSS	- Stainless steel glide

Ⓔ Select fire code.

NFR	- Compliance to TB 117-2013
FR	- Compliance to TB 133

See Upholstery Information for TB133 upcharge.

Ⓕ Select upholstery grade/color.
Refer to **ki.com/fabrics**

UPHOLSTERY INFORMATION

C.O.M. Upholstery
C.O.M. requirement for 10 chairs or less with upholstered seat or upholstered seat and back is 3/4 yard per chair of 54" wide nondirectional fabric. For orders of 11 or more with upholstered seat and back and for complete information on ordering C.O.M. see "Ordering C.O.M., C.O.V. and C.O.L." section.

California TB133 Fire Safety Code
For California Technical Bulletin 133 compliant models, add the following upcharge:
Model=Polypropylene
Added List Price=$13
Model=Upholstered Seat
Added List Price=$87
Model=Upholstered Seat and Back
Added List Price=$123

SPECIAL SERVICES

Special Carton Marking

With specially marked information	N/C

Shipping
Ships **assembled, FOB Green Bay, WI 54302, freight prepaid.** Freight class 125.

Specifications and prices are subject to change without prior notice.

Grazie® Stack Seating
Stack Chairs

Grazie® Stack Seating
Stack Chairs

	MODEL	Features	MODEL NUMBER Basic Model	Frame Color Ⓑ	Seat & Back Color Ⓒ	Glide Option Ⓓ	Tablet Arm Color Ⓔ	Fire Code Ⓕ	Uph. Color Ⓖ	Approx. Packaged Weight	Delivered Pricing Unuphol-stered	Delivered Pricing Fabric Grade 1 & C.O.M.	Delivered Pricing Fabric Grade 2	Delivered Pricing Fabric Grade 3	Delivered Pricing C.O.V.	Delivered Pricing Vinyl Group 2V	Delivered Pricing Pallas Fabric Group P0	Delivered Pricing Pallas Fabric Group P1	Delivered Pricing Pallas Fabric Group P2	Delivered Pricing Pallas Fabric Group P3	Delivered Pricing Pallas Fabric Group P4
	**Sled Base Flip-up Tablet Arm Chair** • Ergonomic articulation (Perfect Pivot) • NONSTACKING	Polypropylene, Left Hand	GSTAPLH	□□	□□□	□□	□□□	□□		31.0#	$ 702											
		Polypropylene, Right Hand	GSTAPRH	□□	□□□	□□	□□□	□□		31.0#	702											
		Uph. Seat, Left Hand	GSTAULH	□□	□□□	□□	□□□	□□	□□	34.0#	N/A	853	864	881	853	881	894	943	962	988	1022
		Uph. Seat, Right Hand	GSTAURH	□□	□□□	□□	□□□	□□	□□	34.0#	N/A	853	864	881	853	881	894	943	962	988	1022
		Uph. Seat/Back, Left Hand	GSTAUBLH	□□	□□□	□□	□□□	□□	□□	36.0#	N/A	888	900	919	888	919	929	978	998	1022	1057
		Uph. Seat/Back, Right Hand	GSTAUBRH	□□	□□□	□□	□□□	□□	□□	36.0#	N/A	888	900	919	888	919	929	978	998	1022	1057
GSP																						
GSU																						
GSUB																						
	**Sled Base Flip-up Oversize Tablet Arm Chair** • Oversized tablet • Ergonomic articulation (Perfect Pivot) • NONSTACKING	Polypropylene, Left Hand	GSOVTAPLH	□□	□□□	□□	□□□	□□		33.0#	$ 772											
		Polypropylene, Right Hand	GSOVTAPRH	□□	□□□	□□	□□□	□□		33.0#	772											
		Uph. Seat, Left Hand	GSOVTAULH	□□	□□□	□□	□□□	□□	□□	36.0#	N/A	923	934	954	923	954	963	1015	1034	1057	1093
		Uph. Seat, Right Hand	GSOVTAURH	□□	□□□	□□	□□□	□□	□□	36.0#	N/A	923	934	954	923	954	963	1015	1034	1057	1093
		Uph. Seat/Back, Left Hand	GSOVTAUBLH	□□	□□□	□□	□□□	□□	□□	37.0#	N/A	958	970	990	958	990	998	1049	1068	1093	1129
		Uph. Seat/Back, Right Hand	GSOVTAUBRH	□□	□□□	□□	□□□	□□	□□	37.0#	N/A	958	970	990	958	990	998	1049	1068	1093	1129
GSP																						
GSU																						
GSUB																						
	**Sled Base Flip-and-Store (G2) Tablet Arm Chair** • Ergonomic articulation (Perfect Pivot) • NONSTACKING	Polypropylene, Left Hand	GSG2APLH	□□	□□□	□□	□□□	□□		32.0#	$ 743											
		Polypropylene, Right Hand	GSG2APRH	□□	□□□	□□	□□□	□□		32.0#	743											
		Uph. Seat, Left Hand	GSG2AULH	□□	□□□	□□	□□□	□□	□□	35.0#	N/A	892	904	921	892	921	933	984	1002	1026	1062
		Uph. Seat, Right Hand	GSG2AURH	□□	□□□	□□	□□□	□□	□□	35.0#	N/A	892	904	921	892	921	933	984	1002	1026	1062
		Uph. Seat/Back, Left Hand	GSG2AUBLH	□□	□□□	□□	□□□	□□	□□	37.0#	N/A	928	940	958	928	958	968	1018	1037	1062	1096
		Uph. Seat/Back, Right Hand	GSG2AUBRH	□□	□□□	□□	□□□	□□	□□	37.0#	N/A	928	940	958	928	958	968	1018	1037	1062	1096
GSP																						
GSU																						
GSUB																						
			Ⓐ	Ⓑ	Ⓒ	Ⓓ	Ⓔ	Ⓕ	Ⓖ													

HOW TO ORDER

Indicate the following information on order form:
1. Quantity of each item.
2. Model number, including options. See "How To Build a Model Number".
3. Any special service required.

Note: • The □ indicates that a choice is required.
- The absence of the □ indicates that no choice is required.
- Alpha-numeric characters in place of □ indicate that no other alternatives are available.

HOW TO BUILD A MODEL NUMBER

Ⓐ Select basic model.

Ⓑ Select frame color.
Refer to the **Product Color Options** page in this price list.

Ⓒ Select poly seat and back color.
Refer to the **Product Color Options** page in this price list.

Ⓓ Select glide option.

NGL	- No glides
GFT	- Felt glides
GNM	- Non-marring glides
GNS	- Non-skid glides
GSS	- Stainless steel glide

Ⓔ Select tablet arm color.
Refer to the **Product Color Options** page in this price list.

Ⓕ Select fire code.

NFR	- Compliance to TB 117-2013
FR	- Compliance to TB 133

See Upholstery Information for TB133 upcharge.

Ⓖ Select upholstery grade/color.
Refer to **ki.com/fabrics**

UPHOLSTERY INFORMATION

C.O.M. Upholstery
C.O.M. requirement for 10 chairs or less with upholstered seat or upholstered seat and back is 3/4 yard per chair of 54" wide nondirectional fabric. For orders of 11 or more with upholstered seat and back and for complete information on ordering C.O.M. see "Ordering C.O.M., C.O.V. and C.O.L." section.

California TB133 Fire Safety Code
For California Technical Bulletin 133 compliant models, add the following upcharge:
Model=Polypropylene
Added List Price=$13
Model=Upholstered Seat
Added List Price=$87
Model=Upholstered Seat and Back
Added List Price=$123

SPECIAL SERVICES

Special Carton Marking

With specially marked information	N/C

Shipping
Ships **assembled, FOB Green Bay, WI 54302, freight prepaid.** Freight class 125.

Specifications and prices are subject to change without prior notice.

Grazie® Stack Seating
Dolly

Grazie® Stack Seating
Dolly

	MODEL	MODEL NUMBER Basic Model	Approx. Packaged Weight	Delivered Pricing
 HRDPT	**Transport Dolly** • Easy maneuverability with 5" casters: two fixed, two swivel • Rugged weld tubular steel frame • Black powder-coat finish	GCD.BL	32.0#	$ 536
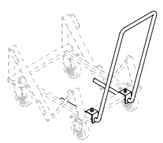 HRDPT	**Universal Dolly Handle** • Field installable • Provides convenient handle for relocating dolly when empty or loaded • Overall dolly height with handle is 37"	UDH.BL	8.0#	$ 199
		Ⓐ		

HOW TO ORDER

Indicate the following information on order form:
1. Quantity of each item.
2. Model number, including options. See "How To Build a Model Number".
3. Any special service required.

Note: • The ☐ indicates that a choice is required.
- The absence of the ☐ indicates that no choice is required.
- Alpha-numeric characters in place of ☐ indicate that no other alternatives are available.

HOW TO BUILD A MODEL NUMBER

Ⓐ Select basic model.

SPECIAL SERVICES

Special Carton Marking

With specially marked information	N/C

Shipping

Ships **assembled, FOB Green Bay, WI 54302, freight prepaid.** Freight class 125.

Specifications and prices are subject to change without prior notice.

Grazie® Stack Seating
Cafe Stools

Grazie® Stack Seating
Cafe Stools

	MODEL	Features	MODEL NUMBER Basic Model	Seat Height Ⓑ	Frame Color Ⓒ	Seat & Back Color Ⓓ	Glide Option Ⓔ	Fire Code Ⓕ	Upholstery Color Ⓖ	Approx. Packaged Weight	Delivered Pricing Unuphol-stered	Delivered Pricing Fabric Grade 1 & C.O.M.	Delivered Pricing Fabric Grade 2	Delivered Pricing Fabric Grade 3	Delivered Pricing C.O.V.	Delivered Pricing Vinyl Group 2V	Delivered Pricing Pallas Fabric Group P0	Delivered Pricing Pallas Fabric Group P1	Delivered Pricing Pallas Fabric Group P2	Delivered Pricing Pallas Fabric Group P3	Delivered Pricing Pallas Fabric Group P4
	**Four-Leg Armless Cafe Stool** • Ergonomic articulation (Perfect Pivot) • Stacking • Two seat heights	Polypropylene	GLSNAP	☐☐	☐☐	☐☐☐	☐	☐☐		32.0#	$ 577											
GLSP GLSU GLSUB		Upholstered Seat	GLSNAU	☐☐	☐☐	☐☐☐	☐	☐☐	☐☐☐☐☐	35.0#	N/A	727	738	758	727	758	768	815	837	862	897
		Upholstered Seat/Back	GLSNAUB	☐☐	☐☐	☐☐☐	☐	☐☐	☐☐☐☐☐	37.0#	N/A	762	772	794	762	794	806	854	874	899	932
	**Four-Leg Cantilever Arm Cafe Stool** • Ergonomic articulation (Perfect Pivot) • Stacking • Two seat heights	Polypropylene	GLSCAP	☐☐	☐☐	☐☐☐	☐	☐☐		35.0#	$ 717											
GLSP GLSU GLSUB		Upholstered Seat	GLSCAU	☐☐	☐☐	☐☐☐	☐	☐☐	☐☐☐☐☐	38.0#	N/A	866	878	897	866	897	908	958	978	1002	1036
		Upholstered Seat/Back	GLSCAUB	☐☐	☐☐	☐☐☐	☐	☐☐	☐☐☐☐☐	40.0#	N/A	903	913	933	903	933	943	993	1013	1036	1070
				Ⓐ	Ⓑ	Ⓒ	Ⓓ	Ⓔ	Ⓕ	Ⓖ												

HOW TO ORDER

Indicate the following information on order form:
1. Quantity of each item.
2. Model number, including options. See “How To Build a Model Number”.
3. Any special service required.

Note: • The ☐ indicates that a choice is required.
- The absence of the ☐ indicates that no choice is required.
- Alpha-numeric characters in place of ☐ indicate that no other alternatives are available.

HOW TO BUILD A MODEL NUMBER

Ⓐ Select basic model.

Ⓑ Select seat height.

24	- 24” Seat Height
30	- 30” Seat Height

Ⓒ Select frame color.
Refer to the **Product Color Options** page in this price list.

Ⓓ Select poly seat and back color.
Refer to the **Product Color Options** page in this price list.

Ⓔ Select glide option.

F	- Felt Glides
P	- Plastic glides
S	- Steel glides

Ⓕ Select fire code.

NFR	- Compliance to TB 117-2013
FR	- Compliance to TB 133

See Upholstery Information for TB133

Ⓖ Select upholstery grade/color.
Refer to **ki.com/fabrics**

UPHOLSTERY INFORMATION

C.O.M. Upholstery
C.O.M. requirement for 10 chairs or less with upholstered seat or upholstered seat and back is 3/4 yard per chair of 54” wide nondirectional fabric. For orders of 11 or more with upholstered seat and back and for complete information on ordering C.O.M. see “Ordering C.O.M., C.O.V. and C.O.L.” section.

California TB133 Fire Safety Code
For California Technical Bulletin 133 compliant models, add the following upcharge:
Model=Polypropylene
Added List Price=$13
Model=Upholstered Seat
Added List Price=$87
Model=Upholstered Seat and Back
Added List Price=$123

SPECIAL SERVICES

Special Carton Marking

With specially marked information	N/C

Shipping
Ships **assembled, FOB Green Bay, WI 54302, freight prepaid.** Freight class 125.

Specifications and prices are subject to change without prior notice.

Grazie® Tandem Seating
General Information







	1-Place Unit (1 Seat, 0 In-Line Table)	2-Place Unit (1 Seat, 1 In-Line Table; 2 Seat, 0 In-Line Table)	3-Place Unit (2 Seats, 1 In-Line Table; 3 Seats, 0 In-Line Table)	4-Place Unit (3 Seats, 1 In-Line Table; 4 Seats, 0 In-Line Table)
Features				
Arms	•	•	•	•
Corner tables	•	•	•	•
In-line tables	•	•	•	•
Poly, upholstered seat, or upholstered seat/back	•	•	•	•
General Dimensions				
Seat width	18-1/2"	18-1/2"	18-1/2"	18-1/2"
Seat depth	18-5/16"	18-5/16"	18-5/16"	18-5/16"
Seat height	17"	17"	17"	17"
Unit width (with arms)	28"	50"	72"	94"
Unit width (no arms)	28"	50"	72"	88"
Unit height		33"	33"	33"
Corner table top	30" x 30"	30" x 30"	30" x 30"	30" x 30"
In-line table	20" x 20"	20" x 20"	20" x 20"	20" x 20"
Table height (all table models)	17"	17"	17"	17"
Width between arms (inside arm)	18"	18"	18"	18"
Arm height from floor	25-3/4"	25-3/4"	25-3/4"	25-3/4"

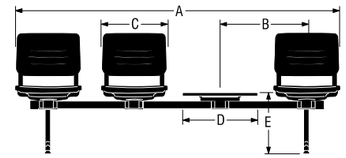

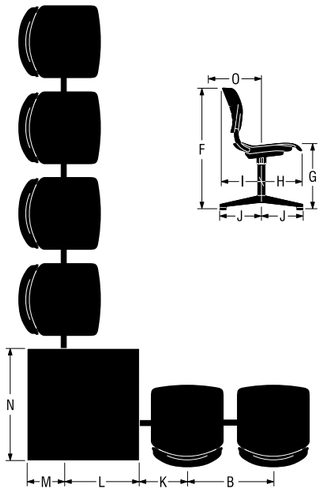

		DIMENSIONS No Arms	With Arms
A1	2-Place Unit	44 1/2"	44 1/2"
A2	3-Place Unit	66 1/2"	66 1/2"
A3	4-Place Unit	86"	92 1/2"
B	Additional Places	22"	22"
C	Seat Width	18 1/2"	
D	Table Width	20"	
E	Table Height	17"	
F	Unit Height	33"	
G	Seat Height	17"	
H	Beam Center to Front of Seat	10 1/4"	
I	Beam Center to Back of Back	11"	
J	Beam Center to Foot End	11 1/2"	
K	Seat Center to Corner Table Mounting Side	13 1/2"	
L	Beam Center to Corner Table Mounting Side	20"	
M	Beam Center to Corner Table Back	10"	
N	Corner Table Width	30"	
O	Beam Center to Back of Flexed Back	14 1/4"	

SPECIFICATIONS

Tandem Base
Cast aluminum alloy leg section. 14-gauge 1" x 2" seamless steel column. Upright and base are painted monochromatic with beam and yoke. Columns are welded to a plate which clamps onto beam.

Tandem Arm
Oval tubular steel arm support with self-skinning urethane armrests measuring 10-¼" long x 4" wide. The tubular arm support is welded to a yoke and then fastened to the beam via a coverplate.

Underseat Structure
Support structure is die-drawn 12-gauge steel plate. Fixed backrest mechanism structures are made from 1/2" dia. steel wire and attached by welding. Structure is finished with baked-on electrostatically-applied 30 degree gloss epoxy.

Backrest, Seat and Shroud
Injection molded polypropylene.

Optional Upholstered Seat or Seat & Back
Urethane foam is attached to an injection-molded polypropylene liner board, then upholstered using a draw-string process. Seat foam is molded nominal 1" thickness and back foam is nominal 1/2" thickness. The flush-head fasteners that attach the back pad are color-matched to the polypropylene.

Backrest Articulation Mechanism
Two outer backrest supports formed from 1" dia. tubular steel are inserted into sockets molded into the backrest and secured with screws. The backrest assembly moves over molded thermoplastic slide bushings and is supported by steel coil springs. This mechanism allows the backrest to move through 15 degrees of movement, about an axis of rotation that is through the hips of the occupant.

In-Line Table
Solid core top is 20" x 20" x 7/8" with a vinyl bullnose edge.

Corner Table
Solid core top is 30" x 30" x 7/8" with a vinyl bullnose edge.

INFORMATION

C.O.M Testing and Production Requirements
Not all materials are suitable for upholstering this product. A 1-1/2 yd. x 54" sample must be submitted and approved prior to acceptance of an order. If the fabric is directional in pattern or weave, the direction must be indicated on the submitted sample, and additional yardage may be requested.

Test samples must be sent to:

KI
Attn: C.O.M. Specialist
1687 Westminster Drive - Gate 3
Green Bay, WI 54302

Fabric Disclaimer
Fabric will be applied as swatched by the fabric manufacturer. Fabric that is required to be applied differently than is swatched will need a Special Cost Request written specifying the direction the fabric is to be applied. The posted standard lead time will apply to the Special Cost Request.

KI Color Match Program
KI offers the additional option of color matching paint, polypropylene, or wood stain through Product Modification Requests, contact Customer Service for details.

Whatever you imagine, whatever you require. KI's Color Match program lets you pick your color!

Color Match Process - Poly Seating information can be found here.

INFORMATION

Warranty
Refer to KI Terms & Conditions document or visit ki.com

Grazie® Tandem Seating
Color Options

Grazie® Tandem Seating
Color Options

Frame Color

Black	BL
Blue Grey	GR
Bronze Metallic	ZM
Cayenne	CY
Champagne Metallic	CM
Cool Grey	CG
Cottonwood	CO
Earthen Clay	EY
Espresso Metallic	EX
Everglade Shade	EV
Flannel	FN
Glitz Metallic	GZ
Hazy Jade	HJ
Honey Bee	HY
Light Tone	LG
Mardi Gras	MG
Misty Brown	MY
Nemo	NE
Nordic	ND
Poppy Red	PR
Purple Haze	PH
Rubber Ducky	RK
Sand	SA
Sky Blue	SK
Starlight Silver Metallic	SX
Surf's Up	SP
Twilight Shadow	TI
Ultra Blue	UB
Warm Grey	WG
Zesty Lime	ZL

Edge Color

Belair	EBQ
Black	EBL
Blue Grey	EGR
Cayenne	ECY
Cool Grey	ECG
Earthen Clay	EEY
Everglade Shade	EEV
Flannel	EFN
Friston Ash	EFH
Frosty White	EFW
Hazy Jade	EHJ
Honey Bee	EHY
Light Tone	ELG
Mardi Gras	EMG
Misty Brown	EMY
Nemo	ENE
Nordic	END
Poppy Red	EPR
Purple Haze	EPH
Rubber Ducky	ERK
Sand	ESA
Sky Blue	ESK
Sterling Ash	EAZ
Surf's Up	ESP
Twilight Shadow	ETI
Ultra Blue	EUB
Warm Grey	EWG
Zesty Lime	EZL

Seat and Back Color - Polypropylene Non Flame-Retardant

Black	PBL
Blue Grey	PGR
Cayenne	PCY
Cool Grey	PCG
Cottonwood	PCO
Earthen Clay	PEY
Everglade Shade	PEV
Flannel	PFN
Hazy Jade	PHJ
Honey Bee	PHY
Light Tone	PLG
Mardi Gras	PMG
Misty Brown	PMY
Nemo	PNE
Nordic	PND
Poppy Red	PPR
Purple Haze	PPH
Rubber Ducky	PRK
Sand	PSA
Sky Blue	PSK
Surf's Up	PSP
Twilight Shadow	PTI
Ultra Blue	PUB
Warm Grey	PWG
Zesty Lime	PZL

Arm pad matches seat and back color for black, blue grey, sand and warm grey. Otherwise it is always black.

TRANSLUCENT colors are available on the upholstered seat models only.

Seat and Back Color - Polypropylene Flame-Retardant

Black	PBL

Arm pad matches seat and back color for black, blue grey, sand and warm grey. Otherwise it is always black.

The above seating product can be manufactured using the appropriate flame-retardant materials for compliance to California Technical Bulletin 133.

Surface Finish - Laminate

Belair	LBQ
Biltmore Cherry	LBT
Black	LBK
Brighton Walnut	LBW
Canyon Zephyr	LCA
Castle Oak	LCO
Casual Linen	LCU
Cherry Storm	LCX
Classic Linen	LCI
Cloud Zephyr	LCL
Cocobala	LCC
Crisp Linen	LRI
Desert Zephyr	LDZ
Dove Grey	LDG
Fired Steel	LIL
Flax Linen	LXF
Florence Walnut	LFC
Forged Steel	LOL
Friston Ash	LFH
Frosty White	LFW
Graphite Nebula	LGN
Grey	LGE
High Rise	LHE
Hollyberry	LHY
Irish Linen	LIH
Island	LID
Italian Silver Ash	LIT
Kensington Maple	LKM
Lapis Blue	LLB
Markerboard White	LMK
Misted Zephyr	LMR
Monticello Maple	LMT
Nickel Evolv	LNV
North Sea	LNA
Ocean	LON
Pearl Bisque	LPB
Pearl Silver	LPS
Pressed Linen	LPR
River Cherry	LRY
Rugged Linen	LRG
Satin Stainless	LSS
Shadow Zephyr	LSR
Silicon evolv	LSV
Sterling Ash	LAZ
Tailored Linen	LTL
Titanium evolv	LTV
White Nebula	LWL
White Sand	LWN
Windsor Mahogany	LWY

Finish Cards
View color swatches for items listed within this document.

Paints **Wood/Veneer** **Molded Edges** **Hard Plastics**
Plastics/Poly **Laminates** **Edge Styles** **Glass**

Certain options referenced may not be available on GSA Schedule.

Grazie® Tandem Seating

Grazie® Tandem Seating

	MODEL	Features	MODEL NUMBER Basic Model	Frame Color	Fire Code	Seat & Back Color	Surface Finish	Edge Color	Approx. Packaged Weight	Delivered Pricing	TB133 add to list price
	**Polypropylene - No Arms** • Optional in-line tables • 1 seat, 0 in-line table models must connect to a corner table • Corner table is ordered separately	1 Seat, 0 In-Line Table	GT1NAP/S1/IT0	□□	□□□	□□□			30.0#	$ 839	$ 13
		1 Seat, 1 In-Line Table	GT2NAP/S1/IT1	□□	□□□	□□□	□□□	□□□	44.0#	1780	13
		2 Seat, 0 In-Line Table	GT2NAP/S2/IT0	□□	□□□	□□□			50.0#	1677	29
		2 Seat, 1 In-Line Table	GT3NAP/S2/IT1	□□	□□□	□□□	□□□	□□□	64.0#	2617	29
		3 Seat, 0 In-Line Table	GT3NAP/S3/IT0	□□	□□□	□□□			70.0#	2515	42
		3 Seat, 1 In-Line Table	GT4NAP/S3/IT1	□□	□□□	□□□	□□□	□□□	84.0#	3457	42
		4 Seat, 0 In-Line Table	GT4NAP/S4/IT0	□□	□□□	□□□			94.0#	3360	55
GT1P		3 Seat, 2 In-Line Tables	GT5NAP/S3/IT2	□□	□□□	□□□	□□□	□□□	103.0#	4397	42
GT2P		4 Seat, 1 In-Line Table	GT5NAP/S4/IT1	□□	□□□	□□□	□□□	□□□	109.0#	4297	55
GT3P		5 Seat, 0 In-Line Table	GT5NAP/S5/IT0	□□	□□□	□□□			115.0#	4199	71
GT4P											
GT5P											
	**Polypropylene - End Arms Only** • Optional in-line tables • 1 seat, 0 in-line table models must connect to a corner table • Corner table is ordered separately	1 Seat, 0 In-Line Table	GT1EAP/S1/IT0	□□	□□□	□□□			35.0#	$ 1153	$ 13
		1 Seat, 1 In-Line Table	GT2EAP/S1/IT1	□□	□□□	□□□	□□□	□□□	49.0#	1934	13
		2 Seat, 0 In-Line Table	GT2EAP/S2/IT0	□□	□□□	□□□			52.0#	1990	29
		2 Seat, 1 In-Line Table	GT3EAP/S2/IT1	□□	□□□	□□□	□□□	□□□	60.0#	2927	29
		3 Seat, 0 In-Line Table	GT3EAP/S3/IT0	□□	□□□	□□□			69.0#	2831	42
		3 Seat, 1 In-Line Table	GT4EAP/S3/IT1	□□	□□□	□□□	□□□	□□□	75.0#	3766	42
		4 Seat, 0 In-Line Table	GT4EAP/S4/IT0	□□	□□□	□□□			86.0#	3667	55
GT1P		3 Seat, 2 In-Line Tables	GT5EAP/S3/IT2	□□	□□□	□□□	□□□	□□□	94.0#	4707	42
GT2P		4 Seat, 1 In-Line Table	GT5EAP/S4/IT1	□□	□□□	□□□	□□□	□□□	105.0#	4606	55
GT3P		5 Seat, 0 In-Line Table	GT5EAP/S5/IT0	□□	□□□	□□□			110.0#	4513	71
GT4P											
GT5P											
	**Polypropylene - Arms** • Optional in-line tables • In-line tables must be placed between seats with shared arm application • 1 seat, 0 in-line table models must connect to a corner table • Corner table is ordered separately	1 Seat, 0 In-Line Table	GT1AAP/S1/IT0	□□	□□□	□□□			35.0#	$ 1153	$ 13
		1 Seat, 1 In-Line Table	GT2AAP/S1/IT1	□□	□□□	□□□	□□□	□□□	49.0#	2091	13
		2 Seat, 0 In-Line Table	GT2AAP/S2/IT0	□□	□□□	□□□			60.0#	2147	29
		2 Seat, 1 In-Line Table	GT3AAP/S2/IT1	□□	□□□	□□□	□□□	□□□	74.0#	3242	29
		3 Seat, 0 In-Line Table	GT3AAP/S3/IT0	□□	□□□	□□□			85.0#	3143	42
		3 Seat, 1 In-Line Table	GT4AAP/S3/IT1	□□	□□□	□□□	□□□	□□□	99.0#	4237	42
		4 Seat, 0 In-Line Table	GT4AAP/S4/IT0	□□	□□□	□□□			110.0#	4143	55
GT1P		3 Seat, 2 In-Line Tables	GT5AAP/S3/IT2	□□	□□□	□□□	□□□	□□□	118.0#	5331	42
GT2P		4 Seat, 1 In-Line Table	GT5AAP/S4/IT1	□□	□□□	□□□	□□□	□□□	129.0#	5236	55
GT3P		5 Seat, 0 In-Line Table	GT5AAP/S5/IT0	□□	□□□	□□□			140.0#	5133	71
GT4P											
GT5P											
			Ⓐ	Ⓑ	Ⓒ	Ⓓ	Ⓔ	Ⓕ			

HOW TO ORDER

Indicate the following information on order form:
1. Quantity of each item.
2. Model number, including options. See "How To Build a Model Number".
3. Any special service required.

Note: • The □ indicates that a choice is required.
- The absence of the □ indicates that no choice is required.
- Alpha-numeric characters in place of □ indicate that no other alternatives are available.

HOW TO BUILD A MODEL NUMBER

Ⓐ Select basic model.

Ⓑ Select frame color.
Refer to the **Product Color Options** page in this price list.

Ⓒ Select fire code.

FR	- Compliance to TB 133
NFR	- No Fire Retardant

See pricing column for TB133 upcharge.

Ⓓ Select seat/back color.
Refer to the **Product Color Options** page in this price list.

Ⓔ Select surface finish for table.
Refer to the **Product Color Options** page in this price list.

Ⓕ Select table edge color.
Refer to the **Product Color Options** page in this price list.

OPTIONS

California TB133 Fire Safety Code
For California Technical Bulletin 133 compliant models, a Product Modification Request is required. Contact Customer Service for details.

SPECIAL SERVICES

Special Carton Marking

With specially marked information N/C

Shipping
Ships **knocked down, FOB Green Bay, WI 54302, freight prepaid.** Freight class 70.

Specifications and prices are subject to change without prior notice.

Grazie® Tandem Seating

Grazie® Tandem Seating

	MODEL	Features	MODEL NUMBER: Basic Model	Frame Color	Seat & Back Color	Surface Finish	Edge Color	Fire Code	Upholstery Color	Approx. Packaged Weight	Delivered Pricing Fabric Grade 1 & C.O.M.	Delivered Pricing Fabric Grade 2	Delivered Pricing Fabric Grade 3	Delivered Pricing C.O.V.	Delivered Pricing Vinyl Group 2V	Delivered Pricing Pallas Fabric Group P0	Delivered Pricing Pallas Fabric Group P1	Delivered Pricing Pallas Fabric Group P2	Delivered Pricing Pallas Fabric Group P3	Delivered Pricing Pallas Fabric Group P4	TB133 add to list price
	**Upholstered Seat - No Arms** • Optional in-line tables • 1 seat, 0 in-line table models must connect to a corner table • Corner table is ordered separately	1 Seat, 0 In-Line Table	GT1NAU/S1/IT0	□□	□□□			□□□	□□□□□	35.0#	$ 986	$ 996	$ 1017	$ 986	$ 1017	$ 1029	$ 1078	$ 1096	$ 1122	$ 1156	$ 91
		1 Seat, 1 In-Line Table	GT2NAU/S1/IT1	□□	□□□	□□□	□□□	□□□	□□□□□	46.0#	1926	1935	1957	1926	1957	1968	2017	2037	2061	2096	91
		2 Seat, 0 In-Line Table	GT2NAU/S2/IT0	□□	□□□			□□□	□□□□□	55.0#	1823	1833	1855	1823	1855	1865	1914	1933	1959	1994	181
		2 Seat, 1 In-Line Table	GT3NAU/S2/IT1	□□	□□□	□□□	□□□	□□□	□□□□□	69.0#	2763	2773	2795	2763	2795	2804	2853	2874	2897	2933	181
		3 Seat, 0 In-Line Table	GT3NAU/S3/IT0	□□	□□□			□□□	□□□□□	75.0#	2661	2672	2694	2661	2694	2703	2752	2772	2797	2834	271
		3 Seat, 1 In-Line Table	GT4NAU/S3/IT1	□□	□□□	□□□	□□□	□□□	□□□□□	89.0#	3602	3612	3634	3602	3634	3644	3693	3713	3737	3772	271
		4 Seat, 0 In-Line Table	GT4NAU/S4/IT0	□□	□□□			□□□	□□□□□	99.0#	3505	3514	3535	3505	3535	3546	3597	3614	3640	3675	361
GT1U		3 Seat, 2 In-Line Tables	GT5NAU/S3/IT2	□□	□□□	□□□	□□□	□□□	□□□□□	108.0#	4540	4553	4573	4540	4573	4584	4632	4653	4677	4713	271
GT2U		4 Seat, 1 In-Line Table	GT5NAU/S4/IT1	□□	□□□	□□□	□□□	□□□	□□□□□	114.0#	4442	4452	4473	4442	4473	4484	4533	4553	4576	4614	361
GT3U		5 Seat, 0 In-Line Table	GT5NAU/S5/IT0	□□	□□□			□□□	□□□□□	120.0#	4344	4356	4376	4344	4376	4385	4436	4456	4479	4517	450
GT4U																					
GT5U																					
	**Upholstered Seat - End Arms Only** • Optional in-line tables • 1 seat, 0 in-line table models must connect to a corner table • Corner table is ordered separately	1 Seat, 0 In-Line Table	GT1EAU/S1/IT0	□□	□□□			□□□	□□□□□	40.0#	$ 1298	$ 1310	$ 1331	$ 1298	$ 1331	$ 1341	$ 1390	$ 1410	$ 1435	$ 1472	$ 91
		1 Seat, 1 In-Line Table	GT2EAU/S1/IT1	□□	□□□	□□□	□□□	□□□	□□□□□	54.0#	2081	2092	2111	2081	2111	2122	2173	2192	2216	2251	91
		2 Seat, 0 In-Line Table	GT2EAU/S2/IT0	□□	□□□			□□□	□□□□□	57.0#	2134	2146	2166	2134	2166	2178	2227	2246	2272	2306	181
		2 Seat, 1 In-Line Table	GT3EAU/S2/IT1	□□	□□□	□□□	□□□	□□□	□□□□□	65.0#	3073	3084	3105	3073	3105	3115	3163	3184	3208	3243	181
		3 Seat, 0 In-Line Table	GT3EAU/S3/IT0	□□	□□□			□□□	□□□□□	74.0#	2976	2987	3009	2976	3009	3019	3068	3088	3113	3148	271
		3 Seat, 1 In-Line Table	GT4EAU/S3/IT1	□□	□□□	□□□	□□□	□□□	□□□□□	80.0#	3913	3924	3945	3913	3945	3955	4005	4024	4050	4082	271
		4 Seat, 0 In-Line Table	GT4EAU/S4/IT0	□□	□□□			□□□	□□□□□	91.0#	3813	3826	3846	3813	3846	3856	3907	3925	3950	3985	361
GT1U		3 Seat, 2 In-Line Tables	GT5EAU/S3/IT2	□□	□□□	□□□	□□□	□□□	□□□□□	99.0#	4852	4863	4884	4852	4884	4895	4944	4965	4987	5023	271
GT2U		4 Seat, 1 In-Line Table	GT5EAU/S4/IT1	□□	□□□	□□□	□□□	□□□	□□□□□	110.0#	4752	4763	4785	4752	4785	4795	4844	4863	4889	4924	361
GT3U		5 Seat, 0 In-Line Table	GT5EAU/S5/IT0	□□	□□□			□□□	□□□□□	115.0#	4658	4669	4690	4658	4690	4700	4750	4768	4793	4829	450
GT4U																					
GT5U																					

Ⓐ Ⓑ Ⓒ Ⓓ Ⓔ Ⓕ Ⓖ

HOW TO ORDER

Indicate the following information on order form:
1. Quantity of each item.
2. Model number, including options. See "How To Build a Model Number".
3. Any special service required.

Note: • The □ indicates that a choice is required.
- The absence of the □ indicates that no choice is required.
- Alpha-numeric characters in place of □ indicate that no other alternatives are available.

HOW TO BUILD A MODEL NUMBER

Ⓐ Select basic model.

Ⓑ Select frame color.
Refer to the **Product Color Options** page in this price list.

Ⓒ Select seat/back color.
Refer to the **Product Color Options** page in this price list.

Ⓓ Select surface finish for table.
Refer to the **Product Color Options** page in this price list.

Ⓔ Select table edge color.
Refer to the **Product Color Options** page in this price list.

Ⓕ Select fire code.

NFR	- Compliance to TB 117-2013
FR	- Compliance to TB 133

See pricing column for TB133 upcharge.

Ⓖ Select upholstery grade/color.
Refer to **ki.com/fabrics**

OPTIONS

California TB133 Fire Safety Code
For California Technical Bulletin 133 compliant models, a Product Modification Request is required. Contact Customer Service for details.

SPECIAL SERVICES

Special Carton Marking

With specially marked information	N/C

Shipping
Ships **knocked down, FOB Green Bay, WI 54302, freight prepaid.** Freight class 70.

Specifications and prices are subject to change without prior notice.

Grazie® Tandem Seating

Grazie® Tandem Seating

	MODEL	Features	MODEL NUMBER: Basic Model	Frame Color	Seat & Back Color	Surface Finish	Edge Color	Fire Code	Upholstery Color	Approx. Packaged Weight	Delivered Pricing Fabric Grade 1 & C.O.M.	Delivered Pricing Fabric Grade 2	Delivered Pricing Fabric Grade 3	Delivered Pricing C.O.V.	Delivered Pricing Vinyl Group 2V	Delivered Pricing Pallas Fabric Group P0	Delivered Pricing Pallas Fabric Group P1	Delivered Pricing Pallas Fabric Group P2	Delivered Pricing Pallas Fabric Group P3	Delivered Pricing Pallas Fabric Group P4	TB133 add to list price
	**Upholstered Seat - Arms** • Optional in-line tables • In-line tables must be placed between seats with shared arm application • 1 seat, 0 in-line table models must connect to a corner table • Corner table is ordered separately	1 Seat, 0 In-Line Table	GT1AAU/S1/IT0	□□	□□□			□□□	□□□□□	40.0#	$ 1298	$ 1310	$ 1331	$ 1298	$ 1331	$ 1341	$ 1390	$ 1410	$ 1435	$ 1472	$ 91
		1 Seat, 1 In-Line Table	GT2AAU/S1/IT1	□□	□□□	□□□	□□□	□□□	□□□□□	54.0#	2236	2246	2268	2236	2268	2278	2326	2346	2371	2406	91
		2 Seat, 0 In-Line Table	GT2AAU/S2/IT0	□□	□□□			□□□	□□□□□	65.0#	2292	2304	2324	2292	2324	2334	2384	2404	2429	2465	181
		2 Seat, 1 In-Line Table	GT3AAU/S2/IT1	□□	□□□	□□□	□□□	□□□	□□□□□	79.0#	3387	3398	3418	3387	3418	3430	3480	3500	3524	3560	181
		3 Seat, 0 In-Line Table	GT3AAU/S3/IT0	□□	□□□			□□□	□□□□□	90.0#	3286	3298	3319	3286	3319	3332	3379	3398	3425	3460	271
		3 Seat, 1 In-Line Table	GT4AAU/S3/IT1	□□	□□□	□□□	□□□	□□□	□□□□□	104.0#	4382	4395	4415	4382	4415	4425	4474	4494	4520	4554	271
		4 Seat, 0 In-Line Table	GT4AAU/S4/IT0	□□	□□□			□□□	□□□□□	115.0#	4287	4298	4319	4287	4319	4330	4378	4398	4423	4458	361
GT1U		3 Seat, 2 In-Line Tables	GT5AAU/S3/IT2	□□	□□□	□□□	□□□	□□□	□□□□□	123.0#	5475	5485	5507	5475	5507	5518	5566	5586	5612	5647	271
GT2U		4 Seat, 1 In-Line Table	GT5AAU/S4/IT1	□□	□□□	□□□	□□□	□□□	□□□□□	134.0#	5381	5391	5411	5381	5411	5424	5471	5491	5517	5553	361
GT3U		5 Seat, 0 In-Line Table	GT5AAU/S5/IT0	□□	□□□			□□□	□□□□□	145.0#	5280	5290	5310	5280	5310	5321	5371	5390	5414	5450	450
GT4U																					
GT5U																					
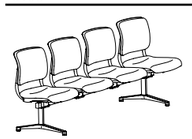	**Upholstered Seat and Back - No Arms** • Optional in-line tables • 1 seat, 0 in-line table models must connect to a corner table • Corner table is ordered separately	1 Seat, 0 In-Line Table	GT1NAUB/S1/IT0	□□	□□□			□□□	□□□□□	40.0#	$ 1020	$ 1031	$ 1052	$ 1020	$ 1052	$ 1062	$ 1111	$ 1131	$ 1155	$ 1190	$ 129
		1 Seat, 1 In-Line Table	GT2NAUB/S1/IT1	□□	□□□	□□□	□□□	□□□	□□□□□	54.0#	1960	1971	1992	1960	1992	2002	2052	2069	2095	2131	129
		2 Seat, 0 In-Line Table	GT2NAUB/S2/IT0	□□	□□□			□□□	□□□□□	65.0#	1858	1868	1888	1858	1888	1900	1949	1968	1993	2027	257
		2 Seat, 1 In-Line Table	GT3NAUB/S2/IT1	□□	□□□	□□□	□□□	□□□	□□□□□	79.0#	2797	2808	2827	2797	2827	2839	2889	2910	2932	2968	257
		3 Seat, 0 In-Line Table	GT3NAUB/S3/IT0	□□	□□□			□□□	□□□□□	90.0#	2696	2705	2728	2696	2728	2738	2787	2807	2831	2866	384
		3 Seat, 1 In-Line Table	GT4NAUB/S3/IT1	□□	□□□	□□□	□□□	□□□	□□□□□	104.0#	3636	3647	3666	3636	3666	3678	3728	3749	3771	3806	384
GT1UB		4 Seat, 0 In-Line Table	GT4NAUB/S4/IT0	□□	□□□			□□□	□□□□□	115.0#	3537	3549	3569	3537	3569	3580	3629	3650	3674	3710	514
GT2UB		3 Seat, 2 In-Line Tables	GT5NAUB/S3/IT2	□□	□□□	□□□	□□□	□□□	□□□□□	123.0#	4575	4588	4606	4575	4606	4618	4668	4687	4712	4748	384
GT3UB		4 Seat, 1 In-Line Table	GT5NAUB/S4/IT1	□□	□□□	□□□	□□□	□□□	□□□□□	134.0#	4476	4487	4508	4476	4508	4520	4567	4588	4612	4647	514
GT4UB		5 Seat, 0 In-Line Table	GT5NAUB/S5/IT0	□□	□□□			□□□	□□□□□	145.0#	4378	4390	4410	4378	4410	4422	4471	4490	4514	4551	643
GT5UB																					
				Ⓐ	Ⓑ	Ⓒ	Ⓓ	Ⓔ	Ⓕ	Ⓖ											

HOW TO ORDER

Indicate the following information on order form:
1. Quantity of each item.
2. Model number, including options. See "How To Build a Model Number".
3. Any special service required.

Note: • The □ indicates that a choice is required.
- The absence of the □ indicates that no choice is required.
- Alpha-numeric characters in place of □ indicate that no other alternatives are available.

HOW TO BUILD A MODEL NUMBER

Ⓐ Select basic model.

Ⓑ Select frame color.
Refer to the **Product Color Options** page in this price list.

Ⓒ Select seat/back color.
Refer to the **Product Color Options** page in this price list.

Ⓓ Select surface finish for table.
Refer to the **Product Color Options** page in this price list.

Ⓔ Select table edge color.
Refer to the **Product Color Options** page in this price list.

Ⓕ Select fire code.

NFR	- Compliance to TB 117-2013
FR	- Compliance to TB 133

See pricing column for TB133 upcharge.

Ⓖ Select upholstery grade/color.
Refer to **ki.com/fabrics**

OPTIONS

California TB133 Fire Safety Code
For California Technical Bulletin 133 compliant models, a Product Modification Request is required. Contact Customer Service for details.

SPECIAL SERVICES

Special Carton Marking

With specially marked information	N/C

Shipping
Ships **knocked down, FOB Green Bay, WI 54302, freight prepaid.** Freight class 70.

Specifications and prices are subject to change without prior notice.

Grazie® Tandem Seating

Grazie® Tandem Seating

	MODEL	Features	MODEL NUMBER Basic Model	Frame Color Ⓑ	Seat & Back Color Ⓒ	Surface Finish Ⓓ	Edge Color Ⓔ	Fire Code Ⓕ	Upholstery Color Ⓖ	Approx. Packaged Weight	Delivered Pricing Fabric Grade 1 & C.O.M.	Delivered Pricing Fabric Grade 2	Delivered Pricing Fabric Grade 3	Delivered Pricing C.O.V.	Delivered Pricing Vinyl Group 2V	Delivered Pricing Pallas Fabric Group P0	Delivered Pricing Pallas Fabric Group P1	Delivered Pricing Pallas Fabric Group P2	Delivered Pricing Pallas Fabric Group P3	Delivered Pricing Pallas Fabric Group P4	TB133 add to list price
	**Upholstered Seat and Back - End Arms Only** • Optional in-line tables • 1 seat, 0 in-line table models must connect to a corner table • Corner table is ordered separately	1 Seat, 0 In-Line Table	GT1EAUB/S1/IT0	□□	□□□			□□□	□□□□□	40.0#	$ 1333	$ 1344	$ 1364	$ 1333	$ 1364	$ 1376	$ 1425	$ 1444	$ 1469	$ 1506	$ 129
		1 Seat, 1 In-Line Table	GT2EAUB/S1/IT1	□□	□□□	□□□	□□□	□□□	□□□□□	54.0#	2116	2127	2146	2116	2146	2157	2206	2226	2250	2285	129
		2 Seat, 0 In-Line Table	GT2EAUB/S2/IT0	□□	□□□			□□□	□□□□□	57.0#	2169	2181	2200	2169	2200	2211	2263	2280	2305	2341	257
		2 Seat, 1 In-Line Table	GT3EAUB/S2/IT1	□□	□□□	□□□	□□□	□□□	□□□□□	65.0#	3108	3117	3140	3108	3140	3149	3199	3217	3242	3279	257
		3 Seat, 0 In-Line Table	GT3EAUB/S3/IT0	□□	□□□			□□□	□□□□□	74.0#	3011	3021	3043	3011	3043	3053	3104	3121	3147	3183	384
		3 Seat, 1 In-Line Table	GT4EAUB/S3/IT1	□□	□□□	□□□	□□□	□□□	□□□□□	80.0#	3947	3958	3979	3947	3979	3988	4038	4058	4081	4118	384
		4 Seat, 0 In-Line Table	GT4EAUB/S4/IT0	□□	□□□			□□□	□□□□□	91.0#	3848	3859	3880	3848	3880	3889	3940	3959	3984	4020	514
GT1UB		3 Seat, 2 In-Line Tables	GT5EAUB/S3/IT2	□□	□□□	□□□	□□□	□□□	□□□□□	99.0#	4888	4897	4918	4888	4918	4929	4979	4996	5022	5059	384
GT2UB		4 Seat, 1 In-Line Table	GT5EAUB/S4/IT1	□□	□□□	□□□	□□□	□□□	□□□□□	110.0#	4788	4797	4818	4788	4818	4829	4878	4897	4923	4958	514
GT3UB		5 Seat, 0 In-Line Table	GT5EAUB/S5/IT0	□□	□□□			□□□	□□□□□	115.0#	4693	4703	4723	4693	4723	4736	4785	4802	4828	4863	643
GT4UB																					
GT5UB																					
	**Upholstered Seat and Back - Arms** • Optional in-line tables • In-line tables must be placed between seats with shared arm application • 1 seat, 0 in-line table models must connect to a corner table • Corner table is ordered separately	1 Seat, 0 In-Line Table	GT1AAUB/S1/IT0	□□	□□□			□□□	□□□□□	40.0#	$ 1333	$ 1344	$ 1364	$ 1333	$ 1364	$ 1376	$ 1425	$ 1444	$ 1469	$ 1506	$ 129
		1 Seat, 1 In-Line Table	GT2AAUB/S1/IT1	□□	□□□	□□□	□□□	□□□	□□□□□	54.0#	2271	2280	2301	2271	2301	2313	2362	2380	2405	2441	129
		2 Seat, 0 In-Line Table	GT2AAUB/S2/IT0	□□	□□□			□□□	□□□□□	65.0#	2326	2338	2358	2326	2358	2370	2419	2438	2463	2499	257
		2 Seat, 1 In-Line Table	GT3AAUB/S2/IT1	□□	□□□	□□□	□□□	□□□	□□□□□	79.0#	3421	3432	3454	3421	3454	3465	3513	3533	3559	3594	257
		3 Seat, 0 In-Line Table	GT3AAUB/S3/IT0	□□	□□□			□□□	□□□□□	90.0#	3321	3334	3352	3321	3352	3365	3414	3432	3458	3493	384
		3 Seat, 1 In-Line Table	GT4AAUB/S3/IT1	□□	□□□	□□□	□□□	□□□	□□□□□	104.0#	4417	4427	4447	4417	4447	4459	4509	4527	4553	4589	384
		4 Seat, 0 In-Line Table	GT4AAUB/S4/IT0	□□	□□□			□□□	□□□□□	115.0#	4321	4332	4351	4321	4351	4365	4413	4432	4457	4492	514
GT1UB		3 Seat, 2 In-Line Tables	GT5AAUB/S3/IT2	□□	□□□	□□□	□□□	□□□	□□□□□	123.0#	5509	5520	5540	5509	5540	5553	5601	5620	5646	5680	384
GT2UB		4 Seat, 1 In-Line Table	GT5AAUB/S4/IT1	□□	□□□	□□□	□□□	□□□	□□□□□	134.0#	5414	5427	5444	5414	5444	5457	5507	5525	5551	5586	514
GT3UB		5 Seat, 0 In-Line Table	GT5AAUB/S5/IT0	□□	□□□			□□□	□□□□□	145.0#	5313	5324	5345	5313	5345	5357	5404	5425	5449	5484	643
GT4UB																					
GT5UB																					

Ⓐ Ⓑ Ⓒ Ⓓ Ⓔ Ⓕ Ⓖ

HOW TO ORDER

Indicate the following information on order form:
1. Quantity of each item.
2. Model number, including options. See "How To Build a Model Number".
3. Any special service required.

Note: • The □ indicates that a choice is required.
- The absence of the □ indicates that no choice is required.
- Alpha-numeric characters in place of □ indicate that no other alternatives are available.

HOW TO BUILD A MODEL NUMBER

Ⓐ Select basic model.

Ⓑ Select frame color.
Refer to the **Product Color Options** page in this price list.

Ⓒ Select seat/back color.
Refer to the **Product Color Options** page in this price list.

Ⓓ Select surface finish for table.
Refer to the **Product Color Options** page in this price list.

Ⓔ Select table edge color.
Refer to the **Product Color Options** page in this price list.

Ⓕ Select fire code.

NFR	- Compliance to TB 117-2013
FR	- Compliance to TB 133

See pricing column for TB133 upcharge.

Ⓖ Select upholstery grade/color.
Refer to **ki.com/fabrics**

OPTIONS

California TB133 Fire Safety Code
For California Technical Bulletin 133 compliant models, a Product Modification Request is required. Contact Customer Service for details.

SPECIAL SERVICES

Special Carton Marking

With specially marked information	N/C

Shipping
Ships **knocked down, FOB Green Bay, WI 54302, freight prepaid.** Freight class 70.

Specifications and prices are subject to change without prior notice.

Grazie® Tandem Seating

	MODEL	Features	MODEL NUMBER Basic Model	Frame Color	Surface Finish	Edge Color	Approx. Packaged Weight	Delivered Pricing
 MSCT	**Corner Table** • Number of tables per arrangement • Plastic laminate with vinyl bullnose edge • For mounting modular units at a 90° angle • Two required for U-shaped configuration • One required for L-shaped configuration	Connects 2 units	TCT	□□	□□□	□□□	14.0#	$ 760
HRDPT	**Back Ganging Bar** • Connects 2 units back-to-back • Powder coated to match base • Sold in pairs		DOP.GANG	□□			8.0#	$ 254
			Ⓐ	Ⓑ	Ⓒ	Ⓓ		

HOW TO ORDER

Indicate the following information on order form:
1. Quantity of each item.
2. Model number, including options. See “How To Build a Model Number”.
3. Any special service required.

Note: • The □ indicates that a choice is required.
- The absence of the □ indicates that no choice is required.
- Alpha-numeric characters in place of □ indicate that no other alternatives are available.

HOW TO BUILD A MODEL NUMBER

Ⓐ Select basic model.

Ⓑ Select frame color.
Refer to the **Product Color Options** page in this price list.

Ⓒ Select surface finish for table.
Refer to the **Product Color Options** page in this price list.

Ⓓ Select table edge color.
Refer to the **Product Color Options** page in this price list.

SPECIAL SERVICES

Special Carton Marking

With specially marked information	N/C

Shipping

Ships **knocked down, FOB Green Bay, WI 54302, freight prepaid.** Freight class 70.

Specifications and prices are subject to change without prior notice.

Grazie® Task Seating
General Information



Armless Task Chair (GPDNAP)



Task Cantilever Armchair (GPDCAU)



Armless Task Stool



Task Cantilever Arm Stool

Features				
Poly, upholstered seat, or upholstered seat/back	•	•	•	•
Ergonomic articulation (Perfect Pivot)	•	•	•	•
General Dimensions				
Seat width	18-1/2"	18-1/2"	18-1/2"	18-1/2"
Seat depth	18-5/16"	18-5/16"	18-5/16"	18-5/16"
Seat height (upholstered - add 1") (stools with polished aluminum base - subtract 1-3/4")	17-1/2" - 22-1/2"	17-1/2" - 22-1/2"	22-1/2" - 32-3/4"	22-1/2" - 32-3/4"
Overall Dimensions				
Width	27-1/2"	27-1/2"	27-1/2"	27-1/2"
Depth	27-1/2"	27-1/2"	27-1/2"	27-1/2"
Height	32-1/2" - 37-1/2"	32-1/2" - 37-1/2"	37-1/2" - 47-3/4"	37-1/2" - 47-3/4"
Arms to floor		26" - 31"		31" - 41-3/4"

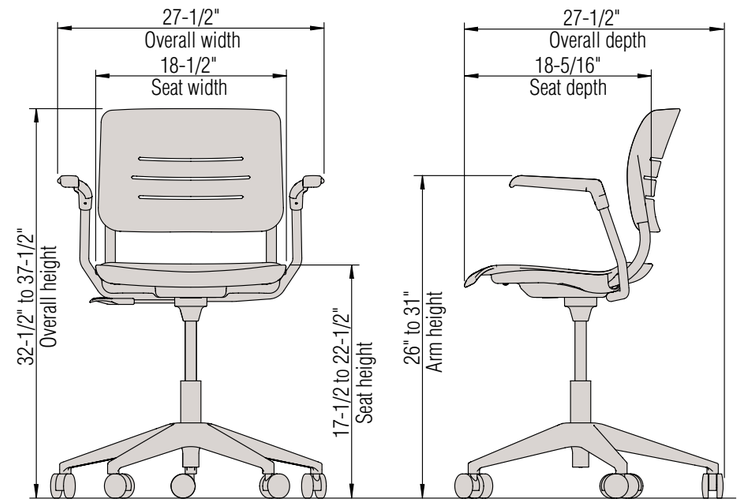

SPECIFICATIONS

Underseat Structure
Support structure is die-drawn, 12-gauge steel plate. Fixed backrest mechanism structures are made from 1/2" diamter steel wire and attached by welding. Structure is finished with baked-on, electrostatically-applied, 30-degree gloss epoxy powder coating.

Arms
Optional cantilever arms are available. When equipped with arms, the supporting structure is 7/8" o.d. x 13-gauge tubular steel welded directly to the seat structure plate. The steel support tube is inserted into a socket molded into the armrest and secured with a screw. Armrests are molded from glass-reinforced nylon. Steel support tube and armcap color matches poly color. Diamond translucent poly has light tone arms; Pewter translucent has flannel arms

Backrest, Seat and Shroud
Injection molded polypropylene.

Backrest Articulation Mechanism
A pair of outer backrest supports formed from 1' diameter tubular steel are inserted into sockets molded into the backrest and secured with screws. The backrest assembly moves over molded thermoplastic slide bushings and is supported by steel coil springs. This mechanism allows the backrest to move through 15 degrees of movement, about an axis of rotation that is through the hips of the occupant.

Optional Upholstered Seat and Back
Urethane foam is attached to an injection-molded polypropylene liner board, then upholstered using a draw-string process. Seat foam is molded nominal 1" thickness and back foam is nominal 1/2" thickness. The fasteners that attach the back pad are color-matched to the polypropylene.

Base
26" injection-molded, glass-reinforced, nylon 5-blade base. A single paddle under the seat operates the height-adjusting pneumatic cylinder. Standard chair base and cylinder available in black or warm grey. Standard stool base available in black or warm grey. Standard stool cylinder available in black only. An optional polished die-cast aluminum base is available on both chairs and stools.

Base color selection for black includes; black base, black cylinder and black carpet or hard floor casters.

Base color selection for warm grey includes; warm grey base, warm grey cylinder and warm grey carpet casters. Stool cylinder is always black.

Base color selection for polished aluminum includes; polished aluminum base, black cylinder and black carpet or hard floor casters.
Hard floor casters are black only.

Casters
Casters are double-wheel, high-impact thermoplastic available with hard (warm grey or black) or soft (black only) wheel surface.

INFORMATION

C.O.M. Testing and Production Requirements
Not all materials are suitable for upholstering this product. A 1 yd. x 54" sample must be submitted and approved prior to acceptance of an order. If the fabric is directional in pattern or weave, the direction must be indicated on the submitted sample, and additional yardage may be requested.

Test samples must be sent to:

KI
Attn: C.O.M. Specialist
1687 Westminster Drive - Gate 3
Green Bay, WI 54302

Fabric Disclaimer
Fabric will be applied as swatched by the fabric manufacturer. Fabric that is required to be applied differently than is swatched will need a Special Cost Request written specifying the direction the fabric is to be applied. The posted standard lead time will apply to the Special Cost Request.

Design
Designed by Giancarlo Piretti and manufac-tured in the USA by Krueger International, Inc. under license from Pro-Cord S.p.A

KI Color Match Program
KI offers the additional option of color matching paint, polypropylene, or wood stain through Product Modification Requests, contact Customer Service for details.

Whatever you imagine, whatever you require. KI's Color Match program lets you pick your color!

Color Match Process - Poly Seating information can be found here.

INFORMATION

Warranty
Refer to KI Terms & Conditions document or visit ki.com

Grazie® Task Seating
Color Options

Base/Caster Color

Black	BL
Warm Grey	WG
Polished Aluminum	PA

Polished aluminum requires an upcharge.

Base color selection for black includes; black base, black cylinder and black carpet or hard floor casters.

Base color selection for warm grey includes; warm grey base, warm grey cylinder and warm grey carpet casters. Stool cylinder is always black.

Base color selection for polished aluminum includes; polished aluminum base, black cylinder and black carpet or hard floor casters.

Hard floor casters are black only.

Shell Color - Polypropylene
Non-Flame Retardant

Black	PBL
Blue Grey	PGR
Cayenne	PCY
Cool Grey	PCG
Cottonwood	PCO
Diamond Translucent	PDT
Earthen Clay	PEY
Everglade Shade	PEV
Flannel	PFN
Hazy Jade	PHJ
Honey Bee	PHY
Light Tone	PLG
Mardi Gras	PMG
Misty Brown	PMY
Nemo	PNE
Nordic	PND
Pewter Translucent	PPT
Poppy Red	PPR
Purple Haze	PPH
Rubber Ducky	PRK
Sand	PSA
Sky Blue	PSK
Surf's Up	PSP
Twilight Shadow	PTI
Ultra Blue	PUB
Warm Grey	PWG
Zesty Lime	PZL

Diamond Translucent and Pewter Translucent are only available on upholstered seat models.

Shell Color - Polypropylene
Flame Retardant

Black	PBL

The above seating product can be manufactured using the appropriate flame-retardant materials for compliance to California Technical Bulletin 133.

Steel tube arm support and armcaps will match poly seat and back.

Grazie® Task Seating
Task Chairs

Grazie® Task Seating
Task Chairs

	MODEL	Features	MODEL NUMBER: Basic Model	Base Color	Poly Seat/ Back Color	Casters	Fire Code	Upholstery Color	Approx. Packaged Weight	Delivered Pricing Unupholstered	Delivered Pricing Fabric Grade 1 & C.O.M.	Delivered Pricing Fabric Grade 2	Delivered Pricing Fabric Grade 3	Delivered Pricing C.O.V.	Delivered Pricing Vinyl Group 2V	Delivered Pricing Pallas Fabric Group P0	Delivered Pricing Pallas Fabric Group P1	Delivered Pricing Pallas Fabric Group P2	Delivered Pricing Pallas Fabric Group P3	Delivered Pricing Pallas Fabric Group P4
	**Task Armless Chair** • Ergonomic articulation (Perfect Pivot) • Height-adjusting pneumatic cylinder	Polypropylene	GPDNAP	☐☐	☐☐☐	☐	☐☐☐		33.0#	$ 620										
		Upholstered Seat	GPDNAU	☐☐	☐☐☐	☐	☐☐☐	☐☐☐☐☐	36.0#	N/A	766	777	801	766	801	808	859	876	901	936
		Upholstered Seat/Back	GPDNAUB	☐☐	☐☐☐	☐	☐☐☐	☐☐☐☐☐	38.0#	N/A	800	811	837	800	837	840	891	910	934	970
GPDP																				
GPDU																				
GPDUB																				
	**Task Cantilever Armchair** • Ergonomic articulation (Perfect Pivot) • Height-adjusting pneumatic cylinder	Polypropylene	GPDCAP	☐☐	☐☐☐	☐	☐☐☐		36.0#	$ 761										
		Upholstered Seat	GPDCAU	☐☐	☐☐☐	☐	☐☐☐	☐☐☐☐☐	39.0#	N/A	905	918	942	905	942	945	995	1017	1038	1074
		Upholstered Seat/Back	GPDCAUB	☐☐	☐☐☐	☐	☐☐☐	☐☐☐☐☐	41.0#	N/A	941	953	977	941	977	984	1032	1052	1076	1111
GPDP																				
GPDU																				
GPDUB																				
			Ⓐ	Ⓑ	Ⓒ	Ⓓ	Ⓔ	Ⓕ												

HOW TO ORDER

Indicate the following information on order form:
1. Quantity of each item.
2. Model number, including options. See “How To Build a Model Number”.
3. Any special service required.

Note: • The ☐ indicates that a choice is required.
- The absence of the ☐ indicates that no choice is required.
- Alpha-numeric characters in place of ☐ indicate that no other alternatives are available.

HOW TO BUILD A MODEL NUMBER

Ⓐ Select basic model.

Ⓑ Select base color.
Refer to the **Product Color Options** page in this price list.
*Add <price o=”1493278” ps=”3” s=”39” t=”1”/> for polished aluminum base.

Ⓒ Select poly seat and back color.
Refer to the **Product Color Options** page in this price list.

Ⓓ Select caster option.

C	- Carpet casters (black only)
S	- Hard floor casters (black only)

Ⓔ Select fire code.

NFR	- Compliance to TB 117-2013
FR	- Compliance to TB 133

See Upholstery Information for TB133 upcharge.

Ⓕ Select upholstery grade/color.
Refer to **ki.com/fabrics**

UPHOLSTERY INFORMATION

C.O.M. Upholstery
C.O.M. requirement for 10 chairs or less with upholstered seat or upholstered seat and back is 3/4 yard per chair of 54” wide nondirectional fabric. For orders of 11 or more with upholstered seat and back and for complete information on ordering C.O.M. see “Ordering C.O.M., C.O.V. and C.O.L.” section.

OPTIONS
California TB133 Fire Safety Code
For California Technical Bulletin 133 compliant models, add the following upcharge:

Model=Polypropylene
Added List Price=$13

Model=Upholstered Seat
Added List Price=$87

Model=Upholstered Seat and Back
Added List Price=$123

SPECIAL SERVICES
Special Carton Marking

With specially marked information	N/C

Shipping
Ships **knocked down, FOB Green Bay, WI 54302, freight prepaid.** Freight class 100.

Specifications and prices are subject to change without prior notice.

Grazie® Task Seating
Task Stools

Grazie® Task Seating
Task Stools

	MODEL	Features	MODEL NUMBER: Basic Model	Base Color Ⓑ	Poly Seat/ Back Color Ⓒ	Casters Ⓓ	Fire Code Ⓔ	Upholstery Color Ⓕ	Approx. Packaged Weight	Delivered Pricing Unupholstered	Delivered Pricing Fabric Grade 1 & C.O.M.	Delivered Pricing Fabric Grade 2	Delivered Pricing Fabric Grade 3	Delivered Pricing C.O.V.	Delivered Pricing Vinyl Group 2V	Delivered Pricing Pallas Fabric Group P0	Delivered Pricing Pallas Fabric Group P1	Delivered Pricing Pallas Fabric Group P2	Delivered Pricing Pallas Fabric Group P3	Delivered Pricing Pallas Fabric Group P4
	**Task Armless Stool** • Ergonomic articulation (Perfect Pivot) • Height-adjusting pneumatic cylinder	Polypropylene	GPSNAP	□□	□□□	□	□□□		38.0#	$ 717										
		Upholstered Seat	GPSNAU	□□	□□□	□	□□□	□□□□□	41.0#	N/A	862	874	901	862	901	904	954	972	996	1031
		Upholstered Seat/Back	GPSNAUB	□□	□□□	□	□□□	□□□□□	43.0#	N/A	897	907	936	897	936	939	988	1005	1031	1065
GPSP																				
GPSU																				
GPSUB																				
	**Task Cantilever Arm Stool** • Ergonomic articulation (Perfect Pivot) • Height-adjusting pneumatic cylinder	Polypropylene	GPSCAP	□□	□□□	□	□□□		41.0#	$ 814										
		Upholstered Seat	GPSCAU	□□	□□□	□	□□□	□□□□□	44.0#	N/A	958	971	999	958	999	999	1051	1069	1094	1130
		Upholstered Seat/Back	GPSCAUB	□□	□□□	□	□□□	□□□□□	46.0#	N/A	995	1005	1037	995	1037	1036	1086	1104	1130	1165
GPSP																				
GPSU																				
GPSUB																				

Ⓐ Ⓑ Ⓒ Ⓓ Ⓔ Ⓕ

HOW TO ORDER

Indicate the following information on order form:
1. Quantity of each item.
2. Model number, including options. See "How To Build a Model Number".
3. Any special service required.

Note: • The □ indicates that a choice is required.
- The absence of the □ indicates that no choice is required.
- Alpha-numeric characters in place of □ indicate that no other alternatives are available.

HOW TO BUILD A MODEL NUMBER

Ⓐ Select basic model.

Ⓑ Select base color.
Refer to the **Product Color Options** page in this price list.
*Add $112 for polished aluminum base.

Ⓒ Select poly seat and back color.
Refer to the **Product Color Options** page in this price list.

Ⓓ Select caster option.

C	- Carpet casters (black only)
S	- Hard floor casters (black only)

Ⓔ Select fire code.

NFR	- Compliance to TB 117-2013
FR	- Compliance to TB 133

See Upholstery Information for TB133 upcharge.

Ⓕ Select upholstery grade/color.
Refer to **ki.com/fabrics**

UPHOLSTERY INFORMATION

C.O.M. Upholstery
C.O.M. requirement for 10 chairs or less with upholstered seat or upholstered seat and back is 3/4 yard per chair of 54" wide nondirectional fabric. For orders of 11 or more with upholstered seat and back and for complete information on ordering C.O.M. see "Ordering C.O.M., C.O.V. and C.O.L." section.

OPTIONS
California TB133 Fire Safety Code
For California Technical Bulletin 133 compliant models, add the following upcharge:

Model=Polypropylene
Added List Price=$13

Model=Upholstered Seat
Added List Price=$87

Model=Upholstered Seat and Back
Added List Price=$123

SPECIAL SERVICES
Special Carton Marking

With specially marked information	N/C

Shipping
Ships **knocked down, FOB Green Bay, WI 54302, freight prepaid.** Freight class 100.

Specifications and prices are subject to change without prior notice.

1330 Bellevue Street
P.O. Box 8100
Green Bay, WI 54308-8100
800.424.2432
ki.com

KI and Furnishing Knowledge are registered
trademarks of Krueger International, Inc.

© 2020 Krueger International, Inc.
All Rights Reserved.
Code KI-PLW-000436/KI/PDF

Furnishing Knowledge®

HUB® LOUNGE FURNITURE

PRICE LIST

January 3, 2011

Updated October 3, 2022

800.424.2432

Contents

Refer to KI Terms & Conditions document or visit ki.com.

Contents

Refer to KI Terms & Conditions document or visit ki.com.

Ordering C.O.M., C.O.L., and C.O.V.

High Point	3
Shipping Location	4

Hub®

General Information	5
Product Color Options	9
Lounge Seating	10
Tables	18
Screens and Accessories	19

Customer's Own Material ■

Specifications Form
January 2017

All fabrics, including COM, COL, KOM and in grades will be applied at the factory's discretion. If a pattern or stripe is to be applied in a certain direction, the customer MUST specify this in writing on the P.O. and attach a sample of the fabric with it running in the application direction to the P.O. Specifying fabric direction may increase the amount of COM or KOM yardage required. Check with KI Customer Service to see if an increase in yardage is necessary BEFORE specifying, ordering and sending COM and COL to the factory or having KOM quoted.

ALL C.O.M AND C.O.L SHIPMENTS MUST BE PREPAID TO:

KI
217 Feld Avenue
High Point, NC 27263

COM and COL must be identified as follows:
1. Name and address
2. Your purchase order number
3. Our style number to which fabric is to be applied
4. Supplier name and fabric name, number, and color

COLLECT SHIPMENTS WILL BE REFUSED.

SHIPMENT SCHEDULE WILL BE GIVEN WHEN ALL FABRIC IS RECEIVED FOR ENTIRE ORDER

YARDAGE REQUIREMENTS LISTED IN PRICE LIST ARE BASED ON PLAIN GOODS 54" WIDE. Fabrics less than 54" wide, or those requiring matching (stripes, plaids, prints, large patterns) will require additional yardage based on the fabric used and the item ordered. CONSULT MATRIX BELOW FOR ADDITIONAL YARDAGE NEEDED.

C.O.M. INCREASE MATRIX (The yardage matrix is also applicable to any reservations of KI Ingrade, Pallas, or KOM upholsteries).

This table is a general guide.

FABRIC WIDTH	PLAIN FABRIC	UNDER 7" REPEAT	8"-13" REPEAT	14"-21" REPEAT	22"-27" REPEAT	28"-33" REPEAT	34"-40" REPEAT	41"-48" REPEAT
54"	0	20%	25%	30%	45%	55%	70%	80%
51"-53"	15%	25%	30%	35%	50%	60%	80%	90%
48"-50"	20%	30%	35%	40%	55%	65%	85%	95%
45"-47"	30%	45%	50%	55%	60%	80%	90%	100%
36"-44"	50%	65%	70%	75%	80%	100%	110%	120%

FABRIC WITH DOUBLE REPEAT: IF USING A FABRIC WITH A DOUBLE REPEAT, PLEASE FOLLOW THIS FORMULA: TAKE THE TOTAL AMOUNT OF THE LARGER AND HALF OF THE SMALLER REPEAT; ADD TOGETHER TO FIND THE CORRECT OVERALL REPEAT. EXAMPLE: 10" VERTICAL WITH 14" HORIZONTAL WOULD BE 14+5=19.

IF FABRIC COMES IN ON MULTIPLE ROLLS, ONE ADDITIONAL YARD PER ROLL NEEDS TO BE ADDED TO THE YARDAGE REQUIREMENT.

SPECIAL NOTE: WE CAN ASSUME NO RESPONSIBILITY FOR THE DURABILITY OR TAILORING QUALITY OF CUSTOMER FURNISHED COVERINGS (C.O.M.) OR KOM. KOM: is fabric that KI will purchase for you at jobber's price (net) plus a nominal charge for handling, shipping, and managing.

1330 Bellevue Street • P. O. Box 8100 • Green Bay, WI 54308-8100 • Tel 1-800-424-2432 • www.ki.com
© 2012 KI All Rights Reserved • Litho in USA • Code KI-11588R4/KI/PDF/1216

Furnishing Knowledge®

Ordering COM, COL and COV
Information

Customer's Own Material ■
Specifications Form
January 2017

ADDITIONAL NOTES:
- Orders cannot go into production without the information listed at right.
- Attach memo sample to this approval sheet.
- If your order has been placed, list PO# _____
- The cost of the COM sample will be paid by the client.
- Even after preliminary approval, KI reserves the right to reject COM/COL if necessary when the quality is not satisfactory for the product to be upholstered. KI assumes no responsibility for its overall appearance, flammability, durability, color fastness or any other quality after upholstered on a KI product.

ALL COM MUST BE APPROVED.
Photocopy this form and submit with COM fabric for approval:

(This fabric approval is for the purpose of advising how to apply your COM fabric, verify yardage required, and suitability.)

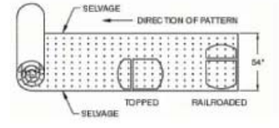

YOUR COMPANY NAME_____

PHONE_____ FAX _____

Material Supplier_____

Material Name_____ Number _____

Material Color _____ Width _____

Vertical Repeat _____ Horizontal Repeat _____

Fiber Content _____

Direction Stripe/Pattern to be applied _____

COM TO BE USED ON THE FOLLOWING:

QTY	PRODUCT NAME/NUMBER
_____	_____
_____	_____
_____	_____
_____	_____
_____	_____

1330 Bellevue Street • P. O. Box 8100 • Green Bay, WI 54308-8100 • Tel 1-800-424-2432 • www.ki.com
© 2012 KI All Rights Reserved • Litho in USA • Code KI-11588R4/KI/PDF/1216

Furnishing Knowledge®

Ordering C.O.M., C.O.L., and C.O.V.
Shipping Location

C.O.M. SHIPPING LOCATION

Architectural Walls
- Evoke ..... MN
- Genius Walls ..... MN

Casegoods
- Aristotle Tackboards ..... MN
- Likha Tackboards ..... MN

Classroom Furniture
- Intellect Wave Chairs ..... GB
- Learn2 ..... GB
- Ruckus ..... GB

Desking
- 700 Series Desking ..... KP
- Balance Overheads ..... MN
- Genesis Desking ..... MN
- True Desking ..... KP
- Universal Overheads ..... MN
- WorkZone Desking ..... MN

Files & Storage
- 700 Series Pedestal Cushion ..... GB
- Connection Zone Pads ..... BW
- U-Series Pedestal Cushion ..... GB
- Tattoo ..... BW

Fixed Seating
- Concerto Auditorium Seating ..... BW
- Single Pedestal Seating ..... GB
- Jury Base Seating ..... GB
- Lancaster Auditorium Seating ..... BW
- Sequence Seating ..... GB
- University Seating ..... GB

Panel Systems
- All Terrain ..... KP
- Balance Overheads ..... MN
- System 3000 ..... MN
- Universal Overheads ..... MN
- Wireworks ..... MN
- Unite ..... MN

Residence Hall Furniture
- RoomScape Furniture ..... MN

Screens
- All Terrain ..... KP
- Connection Zone ..... BW
- True/Volition ..... KP
- Genesis ..... KP
- Tattoo ..... MN
- Universal ..... BW

Seating
- 400 Series Folding Chairs ..... BW
- 600 Series Folding Chairs ..... BW
- 600 Series Stools ..... BW
- Affina Collection ..... HN
- Altus Task Chairs ..... GB
- Apply Stack Chairs ..... GB
- Auditorium Folding Chairs ..... BW
- Calida Lounge Seating ..... HN
- Diem Task Chairs ..... OM
- Doni Collection ..... GB
- FourC Seating ..... GB
- Gladly Lounge Seating ..... VQ
- Grazie Seating ..... GB
- Hiatus Sleeper Bench ..... HN
- Hub Modular Lounge Seating ..... HN
- Impress Task Chairs ..... OM
- Impress Ultra Task Chairs ..... OM
- Jessa Lounge Seating ..... HN
- Jubilee Lounge Seating ..... VQ
- Katera Guest Chair ..... GB
- Kurv Benches ..... HN
- LaResta Day Beds ..... HN
- LimeLite ..... GB
- Lyra Lounge Seating ..... HN
- Maestro Stack Chairs ..... GB
- Matrix Stack Chairs ..... GB
- Medical & Laboratory Stools ..... OM
- MyPlace Lounge Seating ..... HN
- MyWay Seating ..... HN
- Oath Task Chairs and Stools ..... GB
- Opt4 ..... GB
- Pilot Task Chairs ..... OM
- Promenade Seating System ..... BW
- Ruckus ..... GB
- Sela Lounge Seating ..... HN
- Sift Task Chairs ..... GB
- Signia Task Chairs and Stools ..... OM
- Soltice Metal Collection ..... HN
- Soltice Multiple, Healthcare & Guest ..... HN
- Soltice II Healthcare Seating ..... HN
- Strive Multiple, Stack & Task ..... GB
- Sway ..... BW
- Tattoo ..... HN
- Torsion-on-the-Go! Nesting Chairs ..... GB
- Torsion Air Stack and Task Seating ..... GB
- Zoetry ..... HN

KI Manufacturing Sites - Customer's Own Material Shipment Manufacturing Site Addresses

BW
KI Bonduel
Attn: COM Storage
204 West South St.
Bonduel, WI 54107

HN
KI High Point
Attn: COM Storage
217 Feld Avenue
High Point, NC 27263

MN
KI Manitowoc
Attn: COM Storage
1400 S. 41st St.
Manitowoc, WI 54220

VQ
KI
Attn: COM Fabrics
6892 Marlin Circle
La Palma, CA 90623

GB
KI Green Bay
Attn: COM Storage
1687 Westminster Drive - Gate 3
Green Bay, WI 54302

KP
KI Pembroke
Attn: COM Storage
1000 Olympic Dr.
Pembroke, Ontario K8A6X7

OM
KI
Attn: COM Storage
1110 S. Mildred Ave.
Ontario, CA 91761

© 2022 Krueger International Inc. All Rights reserved. Code KI-FF-000059/KI/PDF/0822



	Armless Lounge (H23)	Armless Lounge (H33)	Armless Lounge (H43)	Laminate Back Lounge (H20B)	Laminate Back Lounge (H23B)	Laminate Back Lounge (H33LB)
General Dimensions						
Seat width	26"	39"	78"	26"	26"	39"
Seat depth	21"	21"	21"	21"	21"	21"
Seat height	17"	17"	17"	17"	17"	17"
Arm width						
Arm height						
Overall Dimensions						
Width	26"	39"	78"	26"	26"	39"
Depth	26"	26"	26"	26"	26"	26"
Height	30-1/4"	30-1/4"	30-1/4"	30-1/4"	30-1/4"	30-1/4"
Height w/Privacy Screen	57"	57"	57"	57"	57"	57"



Black Power Module



Silver Power Module



White Power Module



	Armed Lounge (H23A)	Armed Lounge (H33A)	Armed Lounge (H43A)	Armed Lounge with Tablet (H23RT)	Armed Lounge with Tablet (H33RT/LT)	Armed Lounge with Tablet (H43RT)
General Dimensions						
Seat width	20-1/2"	33-1/2"	72-1/2"	20-1/2"	33-1/2"	72-1/2"
Seat depth	21"	21"	21"	21"	21"	21"
Seat height	17"	17"	17"	17"	17"	17"
Arm width	2-3/8"	2-3/8"	2-3/8"	2-3/8"	2-3/8"	2-3/8"
Arm height	25-1/2"	25-1/2"	25-1/2"	25-1/2"	25-1/2"	25-1/2"
Overall Dimensions						
Width	26"	39"	78"	26"	39"	78"
Depth	26"	26"	26"	26"	26"	26"
Height	30-1/4"	30-1/4"	30-1/4"	30-1/4"	30-1/4"	30-1/4"
Tablet width				21-1/2"	21-1/2"	21-1/2"
Tablet depth				13"	13"	13"
Height w/Privacy Screen	57"	57"	57"	57"	57"	57"

Wood Frame
Seat frames are constructed of 3/4" laminated hardwood plywood that is CNC cut with 5/4 maple cross rails. Ottomans are constructed of 3/4" laminated hardwood plywood. All mainframe joints are nailed and glued. Stress points are further reinforced with the use of glue blocks that are stapled or screwed in place. Plywood is assembled with notch and pocket type connections.

Sled Base
All legs are constructed of 1" O.D. x 16-gauge round steel tubing welded to 14-gauge steel mounting plate and secured to the frame with 16 #10 x 1.5" steel pan head wood screws. Optional glides are a nylon press-fit to the underside of the metal tubing.

Seat and Back
The seat is constructed with stretch strap webbing, inner woven and stapled into position. Both seats and backs are covered with a layer of reinforced non-woven fiber (FLW) on top.
The back foam has a density of 1.5 and compression of 26 lb. foam that is 3" thick and countour cut for consistency. The seat foam is 6" thick with a density of 2.5 and compression of 45 lb. A .5" super soft wrap covers the front and top of the seat.

Backrest Supports
Backrest supports are 1-1/8" O.D. 16-gauge for lounges with laminated transom or 12-gauge steel tubing inserted over 7/8" O.D. 16-gauge steel tubing for all fully upholstered models. Backrest supports are fastened to the wooden lounge frames using 1/4-20 steel bolts into steel threaded inserts.

Plastic Armcaps
Armcap tops and bottoms are 1/8" thick UL-HB rated ABS plastic. Tops are fastened to the bottom halves with screws and anchored to steel arm tubes.

Steel Armcap Support
Supporting either wood or plastic armcaps is 11-gauge steel tubing, 1-1/8" O.D., inserted over 7/8" O.D. 12-gauge steel tubing. The tubing is fastened to the lounge frame using steel 1/4-20 bolts into steel inserts. The arm tube is also supported with the backrest tubes by a steel 12-gauge plate with welded support tubes of 1" O.D. 18-gauge steel.

UPHOLSTERY INFORMATION

C.O.M. Fabric
For C.O.M. fabric sent to KI-High Point on multiple rolls, add an additional yard of fabric per roll to the yardage requirements. Multiple rolls have shorter pieces of fabric on them and do not allow nesting and stacking of the fabric to achieve the best yeild as is done with one large roll. This results in yardage shortages and requests for additional fabric from the client, which can delay an order. For each roll that is sent, one yard needs to be added to one of the rolls, not separately.

Fabric Disclaimer
Fabric will be applied as swatched by the fabric manufacturer. Fabric that is required to be applied differently than is swatched will need a Product Modification Request written specifying the direction the fabric is to be applied.

FINISH INFORMATION

Color Match
KI offers the additional option of color matching paint, polypropylene, or wood stain through Product Modification Requests. Contact Customer Service for details.

INFORMATION

Warranty
Refer to KI Terms & Conditions document or visit ki.com







	Ottoman (H20)	Wedge (H60W)	Wedge (H45W)
General Dimensions			
Seat width	26"	34"	27-1/2"
Seat depth	26"	23"	24"
Seat height	17"	17"	17"
Overall Dimensions			
Width	26"	34"	27-1/2"
Depth	26"	23"	24"
Height	17"	17"	17"







	Table (H13T)	Table (H24T)	Table (H25DT)
General Dimensions			
Table width			
Table depth			
Table height			
Overall Dimensions			
Width	13"	26"	20" dia.
Depth	26"	26"	
Height	17"	17"	25-1/2"

Docking Table (H25DT)
The docking tablet top is .035 thick high-pressure laminate over 1-1/8" thick particle board and 10mm x 20" O.D. phenolic paper tube with .04 thick phenolic backer underside. Steel base is 20" O.D. formed "disk" 1/16" thick with 1/4" thick steel plate counter weight. Table column is 6" O.D. 14-gauge steel welded to 12-gauge spider plate for mounting.

Gangers
UL HB rated nylon hooks and glass filled nylon pegs are mounted to 14-gauge steel plates with thread locking screws and steel inserts. The ganging plate assemblies are mounted to the wood frame using 1-1/2" #10 wood screws.

Electrical Wire Routing Conduit
Polypropylene extrusion 1-5/8" x 1" cut to length is fastened to the underside of any lounge product with wood screws.

Tablet Support
The worksurface is supported from the chair frame by formed, welded 1-1/8" O.D. 12-gauge steel tubing with a die cast aluminum gusset, black powder-coat paint finish applied. A drilled and tapped 1/2" thick steel plug is welded into the pivot end of the 1.125" dia. support tubing. The die cast gusset is fastened to the tube plug with a Grade 5, 3/8-16 steel bolt with epoxy patch. The die cast gusset and pivot joint provides 154° of free rotation for the tablet.

Tablet Surface Mechanism
The gusset die casting rotates about the steel support tube by means of plastic bushing connection. The worksurface slides back and forth a total of 6" of straight motion. The sliding motion is accomplished with an aluminum extruded rail and plastic bushing mechanism.

Laminate - Tablet
The laminate worksurface is 18mm thick Baltic birch plywood core with .040" laminate face and .020 phenolic paper backing sheet. The edge of the worksurface is sealed with a clear coat lacquer finish.

Laminate - Table
Table panels and top are 15mm thick laminated plywood, .035 thick high-pressure laminate on all sides and top. Panels are secured together using glued joints, staples and wood screws.

Laminate - Lounge Transom
.035 thick high-pressure laminate over 15mm thick plywood. All joints are glued and stapled or nailed for strength.

INFORMATION

Warranty
Refer to KI Terms & Conditions document or visit ki.com

Hub®
General Information

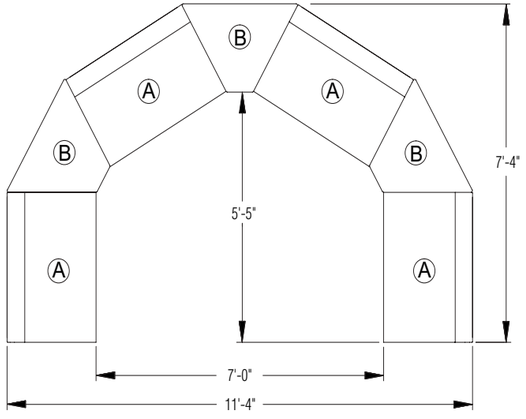

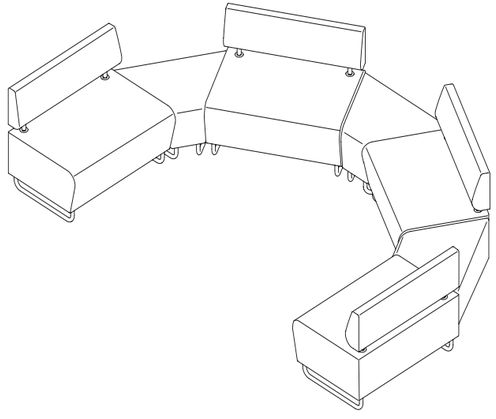

QTY	MODEL	ITEM
4	H33	A
3	H60WI	B

Inside Half Circle Configuration

* All configurations consist of multiple individual units.
  Gangers must be specified on each individual unit in order to connect units.

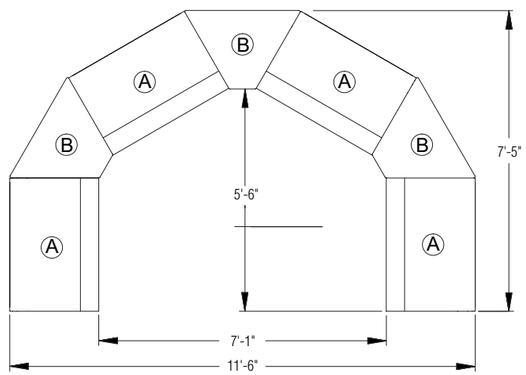

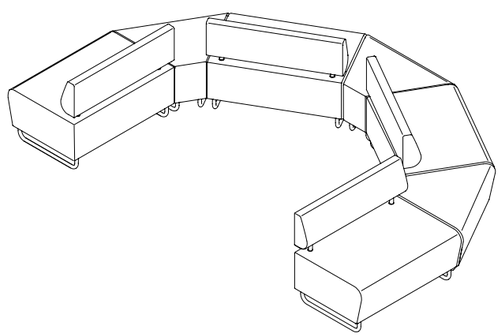

QTY	MODEL	ITEM
4	H33	A
3	H60W	B

Outside Half Circle Configuration

* All configurations consist of multiple individual units.
  Gangers must be specified on each individual unit in order to connect units.

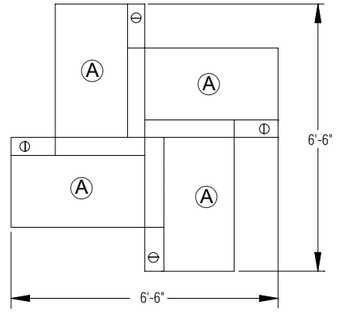

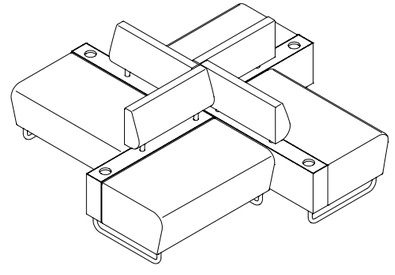

QTY	MODEL	ITEM
4	H33RB	A

Wheel Configuration

* All configurations consist of multiple individual units.
  Gangers must be specified on each individual unit in order to connect units.

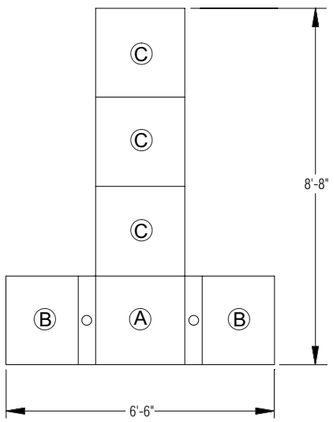

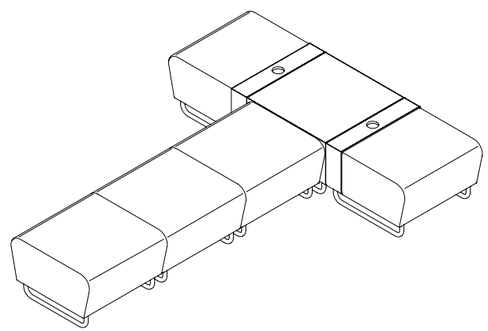

QTY	MODEL	ITEM
1	H24T	A
2	H20B	B
3	H20S	C

T-Shape Configuration

* All configurations consist of multiple individual units.
  Gangers must be specified on each individual unit in order to connect units.

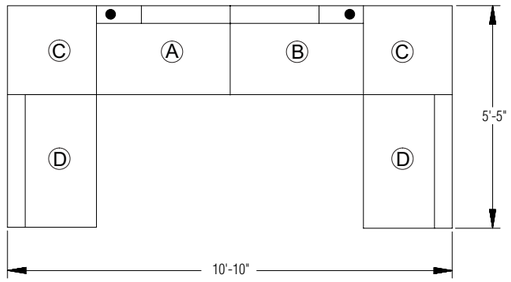

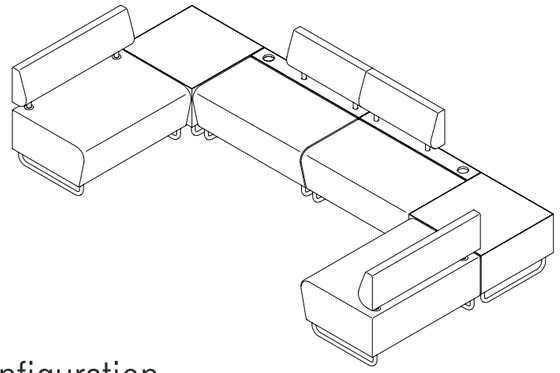

QTY	MODEL	ITEM
1	H33RB	A
1	H33LB	B
2	H24T	C
2	H33	D

U-Shape Configuration

* All configurations consist of multiple individual units.
  Gangers must be specified on each individual unit in order to connect units.

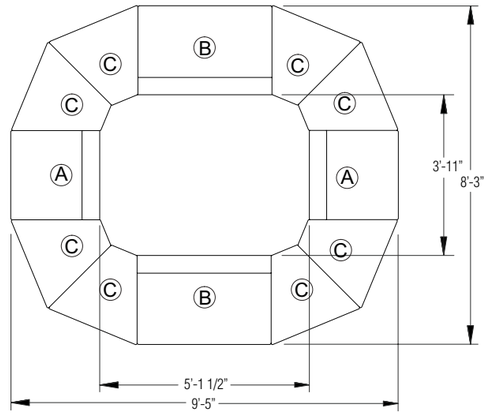

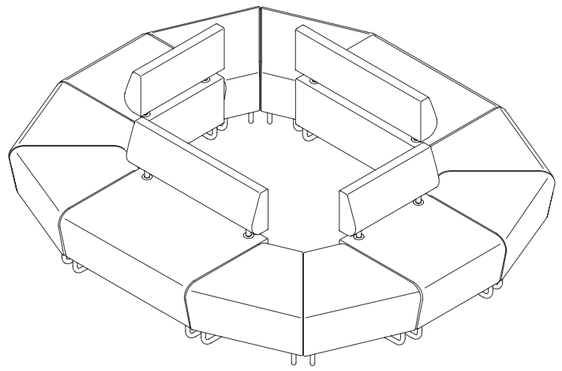

QTY	MODEL	ITEM
2	H23	A
2	H33	B
8	H45WO	C

Column Configuration

* All configurations consist of multiple individual units.
  Gangers must be specified on each individual unit in order to connect units.

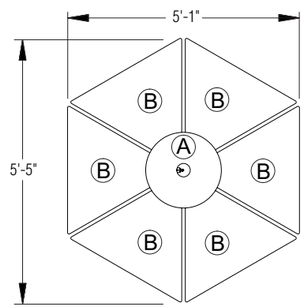

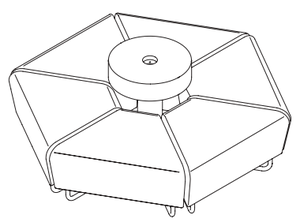

QTY	MODEL	ITEM
1	H25DT	A
6	H60WO	B

Outside Docking Configuration

* All configurations consist of multiple individual units.

Hub®
Product Color Options

Hub®
Product Color Options

Base Finish

Black	BL
Blue Grey	GR
Bronze Metallic	ZM
Cayenne	CY
Champagne Metallic	CM
Chrome	CH
Cool Grey	CG
Cottonwood	CO
Earthen Clay	EY
Espresso Metallic	EX
Everglade Shade	EV
Flannel	FN
Glitz Metallic	GZ
Hazy Jade	HJ
Honey Bee	HY
Light Tone	LG
Mardi Gras	MG
Misty Brown	MY
Nemo	NE
Nordic	ND
Poppy Red	PR
Purple Haze	PH
Rubber Ducky	RK
Sand	SA
Sky Blue	SK
Starlight Silver Metallic	SX
Surf's Up	SP
Twilight Shadow	TI
Ultra Blue	UB
Warm Grey	WG
Zesty Lime	ZL

Bottom Arm - Poly Color

Cottonwood	PCO
Sand	PSA
Warm Grey	PWG
Flannel	PFN

Top Armcap - Poly Color

Flannel	FNPC
Cottonwood	COPC
Sand	SAPC
Warm Grey	WGPC

Privacy Screen Color

White	SPWH
Black	SPBL
Red	SPRD
Royal Blue	SPRB
Kelly Green	SPKG

Back Finish - Laminate

Belair	LBQ
Biltmore Cherry	LBT
Black	LBK
Brighton Walnut	LBW
Canyon Zephyr	LCA
Castle Oak	LCO
Casual Linen	LCU
Cherry Storm	LCX
Classic Linen	LCI
Cloud Zephyr	LCL
Cocobala	LCC
Crisp Linen	LRI
Desert Zephyr	LDZ
Dove Grey	LDG
Fired Steel	LIL
Flax Linen	LXF
Florence Walnut	LFC
Forged Steel	LOL
Friston Ash	LFH
Frosty White	LFW
Graphite Nebula	LGN
Grey	LGE
High Rise	LHE
Hollyberry	LHY
Irish Linen	LIH
Island	LID
Italian Silver Ash	LIT
Kensington Maple	LKM
Lapis Blue	LLB
Markerboard White	LMK
Misted Zephyr	LMR
Monticello Maple	LMT
Nickel Evolv	LNV
North Sea	LNA
Ocean	LON
Pearl Bisque	LPB
Pearl Silver	LPS
Pressed Linen	LPR
River Cherry	LRY
Rugged Linen	LRG
Satin Stainless	LSS
Shadow Zephyr	LSR
Silicon evolv	LSV
Sterling Ash	LAZ
Tailored Linen	LTL
Titanium evolv	LTV
White Nebula	LWL
White Sand	LWN
Windsor Mahogany	LWY

Table Top - Primary Laminate

Belair	LBQ
Biltmore Cherry	LBT
Black	LBK
Brighton Walnut	LBW
Canyon Zephyr	LCA
Castle Oak	LCO
Casual Linen	LCU
Cherry Storm	LCX
Classic Linen	LCI
Cloud Zephyr	LCL
Cocobala	LCC
Crisp Linen	LRI
Desert Zephyr	LDZ
Dove Grey	LDG
Fired Steel	LIL
Flax Linen	LXF
Florence Walnut	LFC
Forged Steel	LOL
Friston Ash	LFH
Frosty White	LFW
Graphite Nebula	LGN
Grey	LGE
High Rise	LHE
Hollyberry	LHY
Irish Linen	LIH
Island	LID
Italian Silver Ash	LIT
Kensington Maple	LKM
Lapis Blue	LLB
Markerboard White	LMK
Misted Zephyr	LMR
Monticello Maple	LMT
Nickel Evolv	LNV
North Sea	LNA
Ocean	LON
Pearl Bisque	LPB
Pearl Silver	LPS
Pressed Linen	LPR
River Cherry	LRY
Rugged Linen	LRG
Satin Stainless	LSS
Shadow Zephyr	LSR
Silicon evolv	LSV
Sterling Ash	LAZ
Tailored Linen	LTL
Titanium evolv	LTV
White Nebula	LWL
White Sand	LWN
Windsor Mahogany	LWY

Table Side - Secondary Laminate

Belair	LBQ2
Biltmore Cherry	LBT2
Black	LBK2
Brighton Walnut	LBW2
Canyon Zephyr	LCA2
Castle Oak	LCO2
Casual Linen	LCU2
Cherry Storm	LCX2
Classic Linen	LCI2
Cloud Zephyr	LCL2
Cocobala	LCC2
Crisp Linen	LRI2
Desert Zephyr	LDZ2
Dove Grey	LDG2
Fired Steel	LIL2
Flax Linen	LXF2
Florence Walnut	LFC2
Forged Steel	LOL2
Friston Ash	LFH2
Frosty White	LFW2
Graphite Nebula	LGN2
Grey	LGE2
High Rise	LHE2
Hollyberry	LHY2
Irish Linen	LIH2
Island	LID2
Italian Silver Ash	LIT2
Kensington Maple	LKM2
Lapis Blue	LLB2
Markerboard White	LMK2
Misted Zephyr	LMR2
Monticello Maple	LMT2
Nickel Evolv	LNV2
North Sea	LNA2
Ocean	LON2
Pearl Bisque	LPB2
Pearl Silver	LPS2
Pressed Linen	LPR2
River Cherry	LRY2
Rugged Linen	LRG2
Satin Stainless	LSS2
Shadow Zephyr	LSR2
Silicon evolv	LSV2
Sterling Ash	LAZS
Tailored Linen	LTL2
Titanium evolv	LTV2
White Nebula	LWL2
White Sand	LWN2
Windsor Mahogany	LWY2

Finish Cards
View color swatches for items listed within this document.

Paints **Wood/Veneer** **Molded Edges** **Hard Plastics**
Plastics/Poly **Laminates** **Edge Styles** **Glass**

Certain options referenced may not be available on GSA Schedule.

Hub®
Lounge Seating

Hub®
Lounge Seating

	Features	MODEL NUMBER: Basic Model	Non-Contrast or Fabric Contrast 1	Fabric Contrast 2	Base Finish	Ganging Option	Privacy Screen Attachment	Glide Option	Moisture Barrier	Approx. Packaged Weight	Grade C.O.M.	Grade C	Grade D	Grade E & C.O.L.	Grade F	Grade G	Grade H	Grade I	Grade J	Grade K	Grade L Leather	Grade M Leather	Moisture Barrier add to list price
	Non-contrast	H23/NC	□□□□		□□	□□□	□□□	□□	□□□	75.0#	$ 2163	$ 2254	$ 2281	$ 2312	$ 2331	$ 2372	$ 2415	$ 2462	$ 2565	$ 2665	$ 2766	$ 2970	$ 182
	Contrast	H23/FC	□□□□	□□□□	□□	□□□	□□□	□□	□□□	75.0#	2237	2331	2356	2388	2410	2448	2489	2539	2640	2742	2843	3045	182
HUB **26 x 26 Armless Lounge** • Non-contrast C.O.M = 2 yds • 1 = Back (Fabric Contrast 1) C.O.M. = 1 yd • 2 = Seat, sides (Fabric Contrast 2) C.O.M. = 2 yd																							
	Non-contrast	H33/NC	□□□□		□□	□□□	□□□	□□	□□□	100.0#	$ 2738	$ 2889	$ 2930	$ 2978	$ 3010	$ 3073	$ 3134	$ 3216	$ 3372	$ 3533	$ 3692	$ 4008	$ 197
	Contrast	H33/FC	□□□□	□□□□	□□	□□□	□□□	□□	□□□	100.0#	2861	3012	3052	3099	3132	3193	3259	3338	3496	3657	3812	4130	197
HUB **26 x 39 Armless Lounge** • Non-contrast C.O.M = 3 yds • 1 = Back (Fabric Contrast 1) C.O.M. = 1 yd • 2 = Seat, sides (Fabric Contrast 2) C.O.M. = 2 yd																							
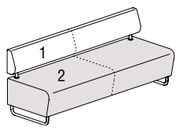	Non-contrast	H43/NC	□□□□		□□	□□□	□□□	□□	□□□	160.0#	$ 3731	$ 3980	$ 4045	$ 4125	$ 4175	$ 4280	$ 4381	$ 4512	$ 4773	$ 5030	$ 5293	$ 5809	$ 219
	Contrast	H43/FC	□□□□	□□□□	□□	□□□	□□□	□□	□□□	160.0#	3922	4169	4233	4309	4363	4468	4570	4699	4960	5220	5480	5998	219
HUB **26 x 78 Armless Lounge** • Non-contrast C.O.M = 5.25 yds • 1 = Back (Fabric Contrast 1) C.O.M. = 2 yd • 2 = Seat, sides (Fabric Contrast 2) C.O.M. = 3.5 yd																							
		Ⓐ	Ⓑ	Ⓒ	Ⓓ	Ⓔ	Ⓕ	Ⓖ	Ⓗ														

HOW TO ORDER

Indicate the following information on order form:
1. Quantity of each item.
2. Model number, including options. See "How To Build a Model Number".
3. Any special service required.

Note: • The □ indicates that a choice is required.
- The absence of the □ indicates that no choice is required.
- Alpha-numeric characters in place of □ indicate that no other alternatives are available.

HOW TO BUILD A MODEL NUMBER

Ⓐ Select basic model.

Ⓑ Select non-contrast or fabric contrast 1.
Refer to **ki.com/fabrics**

Ⓒ Select fabric contrast 2.
Refer to **ki.com/fabrics**

Ⓓ Select base and upright finish color.
Refer to the **Product Color Options** page in this price list.

Ⓔ Select ganging option.

HNG	- No gangers
HWG	- Ganging; add $75

Two ganging assemblies shipped per unit.

Ⓕ Select privacy screen attachments.

NPSA	- No privacy screen attachments
WPSA	- Privacy screen attachments (privacy screen ordered separately)

Ⓖ Select glide option.

NGL	- No glides
GNY	- Nylon glides (black); add $6

Ⓗ Select moisture barrier.

MB	- Moisture barrier
NMB	- No moisture barrier

See pricing column for moisture barrier upcharge.

OPTIONS

Sled Glide Option
To order sled glides (polycarbonate), add /SG to the end of the model number and add $6.

NOTE

Units with privacy screens are unable to be ganged in a back-to-back configuration.

SPECIAL SERVICES

Special Carton Marking

With specially marked information	N/C

Shipping
Ships **assembled, FOB High Point, NC 27263, freight prepaid.** Freight class 175

Specifications and prices are subject to change without prior notice.

Hub®
Lounge Seating

Hub®
Lounge Seating

	Features	MODEL NUMBER: Basic Model	Non-Contrast or Fabric Contrast 1	Fabric Contrast 2	Base Finish	Lam. Color	Power Option	Gang. Option	Privacy Screen Attachment	Glide Option	Moist. Barrier	Approx. Packaged Weight	Grade C.O.M.	Grade C	Grade D	Grade E & C.O.L.	Grade F	Grade G	Grade H	Grade I	Grade J	Grade K	Grade L Leather	Grade M Leather	Moisture Barrier add to list price
	Non-contrast	H20B	□□□		□□	□□	□□□□	□□	□□	□□	□□	50.0#	$ 2480	$ 2535	$ 2550	$ 2566	$ 2576	$ 2600	$ 2623	$ 2653	$ 2712	$ 2767	$ 2825	$ 2941	$ 173
HUB **26 x 26 Laminate Backless Lounge** • Non-contrast C.O.M = 1.75 yds • Optional privacy screen model SK24 fits this model																									
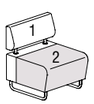	Non-contrast	H23B/NC	□□□		□□	□□		□□	□□	□□	□□	80.0#	$ 2884	$ 2980	$ 3006	$ 3037	$ 3055	$ 3096	$ 3134	$ 3186	$ 3288	$ 3387	$ 3490	$ 3692	$ 182
	Contrast	H23B/FC	□□□	□□□	□□	□□		□□	□□	□□	□□	80.0#	2959	3055	3081	3114	3132	3174	3214	3263	3365	3466	3566	3768	182
HUB **26 x 26 Laminate Back Lounge** • Non-contrast C.O.M = 2 yds • 1 = Back (Fabric Contrast 1) C.O.M. = 1 yd • 2 = Seat, sides (Fabric Contrast 2) C.O.M. = 1.5 yd • Optional privacy screen model SK24 fits this model																									
		Ⓐ	Ⓑ	Ⓒ	Ⓓ	Ⓔ	Ⓕ	Ⓖ	Ⓗ	Ⓘ	Ⓙ														

HOW TO ORDER

Indicate the following information on order form:
1. Quantity of each item.
2. Model number, including options. See “How To Build a Model Number”.
3. Any special service required.

Note: • The □ indicates that a choice is required.
- The absence of the □ indicates that no choice is required.
- Alpha-numeric characters in place of □ indicate that no other alternatives are available.

HOW TO BUILD A MODEL NUMBER

Ⓐ Select basic model.

Ⓑ Select non-contrast or fabric contrast 1.
Refer to **ki.com/fabrics**

Ⓒ Select fabric contrast 2.
Refer to **ki.com/fabrics**

Ⓓ Select base and upright finish color.
Refer to the **Product Color Options** page in this price list.

Ⓔ Select back laminate.
Refer to the **Product Color Options** page in this price list.

Ⓕ Select power option.

NP	- No power
WPBL	- Black power module; add $374
WPSL	- Silver power module; add $374
WPWH	- White power module; add $374
QP	- Qi wireless power (black); add $447

Ⓖ Select ganging option.

HNG	- No gangers
HWG	- Ganging; add $75

Two ganging assemblies shipped per unit.

Ⓗ Select privacy screen attachments.

NPSA	- No privacy screen attachments
WPSA	- Privacy screen attachments (privacy screen ordered separately)

Ⓘ Select glide option.

NGL	- No glides
GNY	- Nylon glides (black); add $6

Ⓙ Select moisture barrier.

MB	- Moisture barrier
NMB	- No moisture barrier

See pricing column for moisture barrier upcharge.

OPTIONS

Sled Glide Option
To order sled glides (polycarbonate), add /SG to the end of the model number and add $6.

NOTE

Units with privacy screens are unable to be ganged in a back-to-back configuration.

SPECIAL SERVICES

Special Carton Marking

With specially marked information N/C

Shipping

Ships **assembled, FOB High Point, NC 27263, freight prepaid.** Freight class 175

Specifications and prices are subject to change without prior notice.

Hub®
Lounge Seating

	Features	MODEL NUMBER Basic Model	Non-Contrast or Fabric Contrast 1	Fabric Contrast 2	Base Finish	Lam. Color	Power Option	Gang. Option	Privacy Screen Attachment	Glide Option	Moist. Barrier	Approx. Packaged Weight	Grade C.O.M.	Grade C	Grade D	Grade E & C.O.L.	Grade F	Grade G	Grade H	Grade I	Grade J	Grade K	Grade L Leather	Grade M Leather	Moisture Barrier add to list price
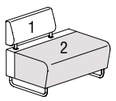	Non-contrast	H33LB/NC	□□□		□□	□□	□□□□	□□	□□	□□	□□	115.0#	$ 3567	$ 3704	$ 3739	$ 3784	$ 3812	$ 3869	$ 3930	$ 4001	$ 4145	$ 4288	$ 4432	$ 4722	$ 194
	Contrast	H33LB/FC	□□□	□□□	□□	□□	□□□□	□□	□□	□□	□□	115.0#	3756	3892	3930	3972	4003	4060	4117	4186	4334	4478	4622	4911	194
HUB **26 x 39 Laminate Back Lounge - Left Facing Back** • Non-contrast C.O.M = 2.5 yds • 1 = Back (Fabric Contrast 1) C.O.M. = 1 yd • 2 = Seat, sides (Fabric Contrast 2) C.O.M. = 2 yd • Optional privacy screen model SK37 fits this model																									
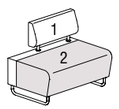	Non-contrast	H33RB/NC	□□□		□□	□□	□□□□	□□	□□	□□	□□	115.0#	$ 3567	$ 3704	$ 3739	$ 3784	$ 3812	$ 3869	$ 3930	$ 4001	$ 4145	$ 4288	$ 4432	$ 4722	$ 194
	Contrast	H33RB/FC	□□□	□□□	□□	□□	□□□□	□□	□□	□□	□□	115.0#	3756	3892	3930	3972	4003	4060	4117	4186	4334	4478	4622	4911	194
HUB **26 x 39 Laminate Back Lounge - Right Facing Back** • Non-contrast C.O.M = 2.5 yds • 1 = Back (Fabric Contrast 1) C.O.M. = 1 yd • 2 = Seat, sides (Fabric Contrast 2) C.O.M. = 2 yd • Optional privacy screen model SK37 fits this model																									
		Ⓐ	Ⓑ	Ⓒ	Ⓓ	Ⓔ	Ⓕ	Ⓖ	Ⓗ	Ⓘ	Ⓙ														

HOW TO ORDER

Indicate the following information on order form:
1. Quantity of each item.
2. Model number, including options. See "How To Build a Model Number".
3. Any special service required.

Note: • The □ indicates that a choice is required.
- The absence of the □ indicates that no choice is required.
- Alpha-numeric characters in place of □ indicate that no other alternatives are available.

HOW TO BUILD A MODEL NUMBER

Ⓐ Select basic model.

Ⓑ Select non-contrast or fabric contrast 1.
Refer to **ki.com/fabrics**

Ⓒ Select fabric contrast 2.
Refer to **ki.com/fabrics**

Ⓓ Select base and upright finish color.
Refer to the **Product Color Options** page in this price list.

Ⓔ Select back laminate.
Refer to the **Product Color Options** page in this price list.

Ⓕ Select power option.

NP	- No power
WPBL	- Black power module; add $374
WPSL	- Silver power module; add $374
WPWH	- White power module; add $374
QP	- Qi wireless power (black); add $447

Ⓖ Select ganging option.

HNG	- No gangers
HWG	- Ganging; add $75

Two ganging assemblies shipped per unit.

Ⓗ Select privacy screen attachments.

NPSA	- No privacy screen attachments
WPSA	- Privacy screen attachments (privacy screen ordered separately)

Ⓘ Select glide option.

NGL	- No glides
GNY	- Nylon glides (black); add $6

Ⓙ Select moisture barrier.

MB	- Moisture barrier
NMB	- No moisture barrier

See pricing column for moisture barrier upcharge.

OPTIONS

Sled Glide Option
To order sled glides (polycarbonate), add /SG to the end of the model number and add $6.

NOTE

Units with privacy screens are unable to be ganged in a back-to-back configuration.

SPECIAL SERVICES

Special Carton Marking

With specially marked information N/C

Shipping
Ships **assembled, FOB High Point, NC 27263, freight prepaid.** Freight class 175

Specifications and prices are subject to change without prior notice.

Hub®
Lounge Seating

Hub®
Lounge Seating

	Features	MODEL NUMBER: Basic Model	Non-Contrast or Fabric Contrast 1	Fabric Contrast 2	Base Finish	Arm Cap	Arm-cap Color (Top)	Arm Color (Bottom)	Gang. Option	Privacy Screen Attachment	Glide Option	Approx. Packaged Weight	Grade C.O.M.	Grade C	Grade D	Grade E & C.O.L.	Grade F	Grade G	Grade H	Grade I	Grade J	Grade K	Grade L Leather	Grade M Leather	Moisture Barrier add to list price
	Non-contrast	H23A/NC	□□□		□□	□□	□□	□□□	□□	□□	□□	80.0#	$ 2609	$ 2705	$ 2733	$ 2761	$ 2784	$ 2822	$ 2863	$ 2914	$ 3015	$ 3117	$ 3216	$ 3419	$ 182
	Contrast	H23A/FC	□□□	□□□	□□	□□	□□	□□□	□□	□□	□□	80.0#	2685	2784	2808	2840	2859	2898	2939	2988	3091	3191	3290	3493	182
HUB **26 x 26 Armed Lounge** • Non-contrast C.O.M = 2 yds • 1 = Back (Fabric Contrast 1) C.O.M. = 1 yd • 2 = Seat, sides (Fabric Contrast 2) C.O.M. = 1.75 yd																									
	Non-contrast	H33A/NC	□□□		□□	□□	□□	□□□	□□	□□	□□	105.0#	$ 3140	$ 3291	$ 3331	$ 3380	$ 3413	$ 3476	$ 3539	$ 3620	$ 3778	$ 3935	$ 4095	$ 4413	$ 197
	Contrast	H33A/FC	□□□	□□□	□□	□□	□□	□□□	□□	□□	□□	105.0#	3264	3418	3454	3503	3534	3599	3662	3740	3902	4058	4217	4536	197
HUB **26 x 39 Armed Lounge** • Non-contrast C.O.M = 3 yds • 1 = Back (Fabric Contrast 1) C.O.M. = 1 yd • 2 = Seat, sides (Fabric Contrast 2) C.O.M. = 2 yd																									
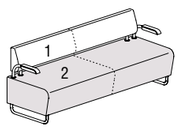	Non-contrast	H43A/NC	□□□		□□	□□	□□	□□□	□□	□□	□□	165.0#	$ 4278	$ 4526	$ 4587	$ 4667	$ 4721	$ 4821	$ 4927	$ 5057	$ 5316	$ 5577	$ 5837	$ 6356	$ 219
	Contrast	H43A/FC	□□□	□□□	□□	□□	□□	□□□	□□	□□	□□	165.0#	4468	4713	4778	4856	4909	5011	5114	5246	5504	5766	6024	6544	219
HUB **26 x 78 Armed Lounge** • Non-contrast C.O.M = 5.25 yds • 1 = Back (Fabric Contrast 1) C.O.M. = 2 yd • 2 = Seat, sides (Fabric Contrast 2) C.O.M. = 3.5 yd																									
		Ⓐ	Ⓑ	Ⓒ	Ⓓ	Ⓔ	Ⓕ	Ⓖ	Ⓗ	Ⓘ	Ⓙ														

HOW TO ORDER

Indicate the following information on order form:
1. Quantity of each item.
2. Model number, including options. See "How To Build a Model Number".
3. Any special service required.

Note: • The □ indicates that a choice is required.
- The absence of the □ indicates that no choice is required.
- Alpha-numeric characters in place of □ indicate that no other alternatives are available.

HOW TO BUILD A MODEL NUMBER

Ⓐ Select basic model.

Ⓑ Select non-contrast or fabric contrast 1.
Refer to **ki.com/fabrics**

Ⓒ Select fabric contrast 2.
Refer to **ki.com/fabrics**

Ⓓ Select base, upright, and arm tube finish color.
Refer to the **Product Color Options** page in this price list.

Ⓔ Select armcaps.

PAC	- Poly armcaps

Ⓕ Select armcap top color.
Refer to the **Product Color Options** page in this price list.

Ⓖ Select arm bottom poly color.
Refer to the **Product Color Options** page in this price list.

Ⓗ Select ganging option.

HNG	- No gangers
HWG	- Ganging; add $75

Two ganging assemblies shipped per unit.

Ⓘ Select privacy screen attachments.

NPSA	- No privacy screen attachments
WPSA	- Privacy screen attachments (privacy screen ordered separately)

Ⓙ Select glide option.

NGL	- No glides
GNY	- Nylon glides (black); add $6

OPTIONS

Sled Glide Option
To order sled glides (polycarbonate), add /SG to the end of the model number and add $6.

MOISTURE BARRIER UPCHARGE

To order with moisture barrier add /MB to the model number and add upcharge.

NOTE

Units with privacy screens are unable to be ganged in a back-to-back configuration.

SPECIAL SERVICES

Special Carton Marking

With specially marked information	N/C

Shipping
Ships **assembled, FOB High Point, NC 27263, freight prepaid.** Freight class 175

Specifications and prices are subject to change without prior notice.

Hub®
Lounge Seating

	Features	MODEL NUMBER Basic Model	Non-Contrast or Fabric Contrast 1	Fabric Contrast 2	Base Finish	Arm Cap	Arm-cap Color (Top)	Arm Color (Bot-tom)	Gang. Option	Lam. Color	Privacy Screen Attachment	Glide Option	Approx. Packaged Weight	Grade C.O.M.	Grade C	Grade D	Grade E & C.O.L.	Grade F	Grade G	Grade H	Grade I	Grade J	Grade K	Grade L Leather	Grade M Leather	Moisture Barrier add to list price
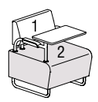	Non-contrast	H23LT/NC	□□□		□□	□□	□□	□□	□□	□□	□□	□□	85.0#	$ 3067	$ 3165	$ 3187	$ 3219	$ 3241	$ 3282	$ 3320	$ 3370	$ 3474	$ 3572	$ 3673	$ 3876	$ 182
	Contrast	H23LT/FC	□□□	□□□	□□	□□	□□	□□	□□	□□	□□	□□	85.0#	3142	3241	3264	3295	3317	3357	3396	3446	3549	3649	3747	3950	182
	Non-contrast	H23RT/NC	□□□		□□	□□	□□	□□	□□	□□	□□	□□	85.0#	$ 3067	$ 3165	$ 3187	$ 3219	$ 3241	$ 3282	$ 3320	$ 3370	$ 3474	$ 3572	$ 3673	$ 3876	$ 182
	Contrast	H23RT/FC	□□□	□□□	□□	□□	□□	□□	□□	□□	□□	□□	85.0#	3142	3241	3264	3295	3317	3357	3396	3446	3549	3649	3747	3950	182

HUB

26 x 26 Lounge with Tablet Arm - Left Facing

- Non-contrast C.O.M = 2 yds
- 1 = Back (Fabric Contrast 1) C.O.M. = 1 yd
- 2 = Seat, sides (Fabric Contrast 2) C.O.M. = 1.75 yd
- Optional privacy screen model SK24 fits this model

HUB

26 x 26 Lounge with Tablet Arm - Right Facing

- Non-contrast C.O.M = 2 yds
- 1 = Back (Fabric Contrast 1) C.O.M. = 1 yd
- 2 = Seat, sides (Fabric Contrast 2) C.O.M. = 1.75 yd
- Optional privacy screen model SK24 fits this model

Ⓐ Ⓑ Ⓒ Ⓓ Ⓔ Ⓕ Ⓖ Ⓗ Ⓘ Ⓙ Ⓚ

HOW TO ORDER

Indicate the following information on order form:
1. Quantity of each item.
2. Model number, including options. See "How To Build a Model Number".
3. Any special service required.

Note: • The □ indicates that a choice is required.
- The absence of the □ indicates that no choice is required.
- Alpha-numeric characters in place of □ indicate that no other alternatives are available.

HOW TO BUILD A MODEL NUMBER

Ⓐ Select basic model.

Ⓑ Select non-contrast or fabric contrast 1.
Refer to **ki.com/fabrics**

Ⓒ Select fabric contrast 2.
Refer to **ki.com/fabrics**

Ⓓ Select base, upright, and arm tube finish color.
Refer to the **Product Color Options** page in this price list.

Ⓔ Select armcaps.

PAC	- Poly armcaps

Ⓕ Select armcap top color.
Refer to the **Product Color Options** page in this price list.

Ⓖ Select arm bottom poly color.
Refer to the **Product Color Options** page in this price list.

Ⓗ Select ganging option.

HNG	- No gangers
HWG	- Ganging; add $75

Two ganging assemblies shipped per unit.

Ⓘ Select tablet arm color.
Refer to the **Product Color Options** page in this price list.

Ⓙ Select privacy screen attachments.

NPSA	- No privacy screen attachments
WPSA	- Privacy screen attachments (privacy screen ordered separately)

Ⓚ Select glide option.

NGL	- No glides
GNY	- Nylon glides (black); add $6

OPTIONS

Sled Glide Option
To order sled glides (polycarbonate), add /SG to the end of the model number and add $6.

MOISTURE BARRIER UPCHARGE

To order with moisture barrier add /MB to the model number and add upcharge.

NOTE

Privacy Screens
Units with privacy screens are unable to be ganged in a back-to-back configuration.

Tablet Arms
Left-facing and right-facing tablet arms cannot be ganged tablet side to tablet side because the tablet arms will interfere with each other.

SPECIAL SERVICES

Special Carton Marking

With specially marked information N/C

Shipping
Ships **assembled, FOB High Point, NC 27263, freight prepaid.** Freight class 175

Specifications and prices are subject to change without prior notice.



Hub®
Lounge Seating

	Features	MODEL NUMBER: Basic Model	Non-Contrast or Fabric Contrast 1	Fabric Contrast 2	Base Finish	Arm Cap	Arm-cap Color (Top)	Arm Color (Bot-tom)	Lam. Color	Gang. Option	Privacy Screen Attachment	Glide Option	Approx. Packaged Weight	Grade C.O.M.	Grade C	Grade D	Grade E & C.O.L.	Grade F	Grade G	Grade H	Grade I	Grade J	Grade K	Grade L Leather	Grade M Leather	Moisture Barrier add to list price
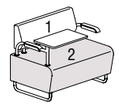	Non-contrast	H33LT/NC	□□□		□□	□□	□□	□□	□□	□□	□□	□□	110.0#	$ 3643	$ 3795	$ 3836	$ 3881	$ 3916	$ 3975	$ 4041	$ 4119	$ 4280	$ 4437	$ 4599	$ 4913	$ 197
	Contrast	H33LT/FC	□□□	□□□	□□	□□	□□	□□	□□	□□	□□	□□	110.0#	3767	3919	3960	4006	4039	4101	4166	4243	4404	4561	4721	5034	197
	Non-contrast	H33RT/NC	□□□		□□	□□	□□	□□	□□	□□	□□	□□	110.0#	$ 3643	$ 3795	$ 3836	$ 3881	$ 3916	$ 3975	$ 4041	$ 4119	$ 4280	$ 4437	$ 4599	$ 4913	$ 197
	Contrast	H33RT/FC	□□□	□□□	□□	□□	□□	□□	□□	□□	□□	□□	110.0#	3767	3919	3960	4006	4039	4101	4166	4243	4404	4561	4721	5034	197

HUB

26 x 39 Lounge with Tablet Arm - Left Facing

- Non-contrast C.O.M = 3 yds
- 1 = Back (Fabric Contrast 1) C.O.M. = 1 yd
- 2 = Seat, sides (Fabric Contrast 2) C.O.M. = 2 yd
- Optional privacy screen model SK37 fits this model

HUB

26 x 39 Lounge with Tablet Arm - Right Facing

- Non-contrast C.O.M = 3 yds
- 1 = Back (Fabric Contrast 1) C.O.M. = 1 yd
- 2 = Seat, sides (Fabric Contrast 2) C.O.M. = 2 yd
- Optional privacy screen model SK37 fits this model

Ⓐ Ⓑ Ⓒ Ⓓ Ⓔ Ⓕ Ⓖ Ⓗ Ⓘ Ⓙ Ⓚ

HOW TO ORDER

Indicate the following information on order form:
1. Quantity of each item.
2. Model number, including options. See "How To Build a Model Number".
3. Any special service required.

Note: • The □ indicates that a choice is required.
- The absence of the □ indicates that no choice is required.
- Alpha-numeric characters in place of □ indicate that no other alternatives are available.

HOW TO BUILD A MODEL NUMBER

Ⓐ Select basic model.

Ⓑ Select non-contrast or fabric contrast 1.
Refer to **ki.com/fabrics**

Ⓒ Select fabric contrast 2.
Refer to **ki.com/fabrics**

Ⓓ Select base, upright, and arm tube finish color.
Refer to the **Product Color Options** page in this price list.

Ⓔ Select armcaps.

PAC	- Poly armcaps

Ⓕ Select armcap top color.
Refer to the **Product Color Options** page in this price list.

Ⓖ Select arm bottom poly color.
Refer to the **Product Color Options** page in this price list.

Ⓗ Select tablet arm color.
Refer to the **Product Color Options** page in this price list.

Ⓘ Select ganging option.

HNG	- No gangers
HWG	- Ganging; add $75

Two ganging assemblies shipped per unit.

Ⓙ Select privacy screen attachments.

NPSA	- No privacy screen attachments
WPSA	- Privacy screen attachments (privacy screen ordered separately)

Ⓚ Select glide option.

NGL	- No glides
GNY	- Nylon glides (black); add $6

OPTIONS

Sled Glide Option
To order sled glides (polycarbonate), add /SG to the end of the model number and add $6.

MOISTURE BARRIER UPCHARGE

To order with moisture barrier add /MB to the model number and add upcharge.

NOTE

Privacy Screens
Units with privacy screens are unable to be ganged in a back-to-back configuration.

Tablet Arms
Left-facing and right-facing tablet arms cannot be ganged tablet side to tablet side because the tablet arms will interfere with each other.

SPECIAL SERVICES

Special Carton Marking

With specially marked information N/C

Shipping
Ships **assembled, FOB High Point, NC 27263, freight prepaid.** Freight class 175

Specifications and prices are subject to change without prior notice.

Hub®
Lounge Seating

Hub®
Lounge Seating

	Features	MODEL NUMBER Basic Model	Non-Contrast or Fabric Contrast 1	Fabric Contrast 2	Base Finish	Arm Cap	Arm-cap Color (Top)	Arm Color (Bot-tom)	Lam. Color	Gang. Option	Privacy Screen Attachment	Glide Option	Approx. Packaged Weight	Grade C.O.M.	Grade C	Grade D	Grade E & C.O.L.	Grade F	Grade G	Grade H	Grade I	Grade J	Grade K	Grade L Leather	Grade M Leather	Moisture Barrier add to list price
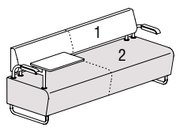	Non-contrast	H43LT/NC	□□□		□□	□□	□□	□□	□□	□□	□□	□□	170.0#	$ 4904	$ 5149	$ 5216	$ 5293	$ 5344	$ 5449	$ 5552	$ 5681	$ 5941	$ 6203	$ 6460	$ 6981	$ 219
	Contrast	H43LT/FC	□□□	□□□	□□	□□	□□	□□	□□	□□	□□	□□	170.0#	5092	5337	5402	5481	5532	5634	5741	5869	6130	6390	6651	7167	219
HUB **26 x 78 Lounge with Tablet Arm - Left Facing** • Non-contrast C.O.M = 5.25 yds • 1 = Back (Fabric Contrast 1) C.O.M. = 2 yd • 2 = Seat, sides (Fabric Contrast 2) C.O.M. = 3.5 yd • Optional privacy screen model SK78 fits this model																										
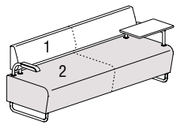	Non-contrast	H43RT/NC	□□□		□□	□□	□□	□□	□□	□□	□□	□□	170.0#	$ 4904	$ 5149	$ 5216	$ 5293	$ 5344	$ 5449	$ 5552	$ 5681	$ 5941	$ 6203	$ 6460	$ 6981	$ 219
	Contrast	H43RT/FC	□□□	□□□	□□	□□	□□	□□	□□	□□	□□	□□	170.0#	5092	5337	5402	5481	5532	5634	5741	5869	6130	6390	6651	7167	219
HUB **26 x 78 Lounge with Tablet Arm - Right Facing** • Non-contrast C.O.M = 5.25 yds • 1 = Back (Fabric Contrast 1) C.O.M. = 2 yd • 2 = Seat, sides (Fabric Contrast 2) C.O.M. = 3.5 yd • Optional privacy screen model SK78 fits this model																										
		Ⓐ	Ⓑ	Ⓒ	Ⓓ	Ⓔ	Ⓕ	Ⓖ	Ⓗ	Ⓘ	Ⓙ	Ⓚ														

HOW TO ORDER

Indicate the following information on order form:
1. Quantity of each item.
2. Model number, including options. See "How To Build a Model Number".
3. Any special service required.

Note: • The □ indicates that a choice is required.
- The absence of the □ indicates that no choice is required.
- Alpha-numeric characters in place of □ indicate that no other alternatives are available.

HOW TO BUILD A MODEL NUMBER

Ⓐ Select basic model.

Ⓑ Select non-contrast or fabric contrast 1.
Refer to **ki.com/fabrics**

Ⓒ Select fabric contrast 2.
Refer to **ki.com/fabrics**

Ⓓ Select base, upright, and arm tube finish color.
Refer to the **Product Color Options** page in this price list.

Ⓔ Select armcaps.

PAC	- Poly armcaps

Ⓕ Select armcap top color.
Refer to the **Product Color Options** page in this price list.

Ⓖ Select arm bottom poly color.
Refer to the **Product Color Options** page in this price list.

Ⓗ Select tablet arm color.
Refer to the **Product Color Options** page in this price list.

Ⓘ Select ganging option.

HNG	- No gangers
HWG	- Ganging; add $75

Two ganging assemblies shipped per unit.

Ⓙ Select privacy screen attachments.

NPSA	- No privacy screen attachments
WPSA	- Privacy screen attachments (privacy screen ordered separately)

Ⓚ Select glide option.

NGL	- No glides
GNY	- Nylon glides (black); add $6

OPTIONS

Sled Glide Option
To order sled glides (polycarbonate), add /SG to the end of the model number and add $6.

MOISTURE BARRIER UPCHARGE

To order with moisture barrier add /MB to the model number and add upcharge.

NOTE

Privacy Screens
Units with privacy screens are unable to be ganged in a back-to-back configuration.

Tablet Arms
Left-facing and right-facing tablet arms cannot be ganged tablet side to tablet side because the tablet arms will interfere with each other.

SPECIAL SERVICES

Special Carton Marking

With specially marked information	N/C

Shipping
Ships **assembled, FOB High Point, NC 27263, freight prepaid.** Freight class 175

Specifications and prices are subject to change without prior notice.

Hub®
Lounge Seating

Hub®
Lounge Seating

	MODEL	Features	MODEL NUMBER: Basic Model	Non-Contrast or Fabric Contrast 1	Base Finish	Ganging Option	Handle	Glide Option	Moisture Barrier	Approx. Packaged Weight	Grade C.O.M.	Grade C	Grade D	Grade E & C.O.L.	Grade F	Grade G	Grade H	Grade I	Grade J	Grade K	Grade L Leather	Grade M Leather	Moisture Barrier add to list price
 HUB	**26 x 26 Upholstered Ottoman** • Non-contrast C.O.M = 2 yds • The handle (WH), when selected, is powder coated to match the sled base color. If Chrome is the sled base color, then handle will be Starlight Silver Metallic.	Non-contrast	H20	□□□□	□□	□□□	□□	□□	□□□	50.0#	$ 1511	$ 1594	$ 1617	$ 1642	$ 1659	$ 1693	$ 1728	$ 1770	$ 1855	$ 1943	$ 2033	$ 2204	$ 178
 HUB	**45 Degree Wedge - Inside** • Non-contrast C.O.M = 1.75 yds • Inside-facing while seated • The handle (WH), when selected, is powder coated to match the sled base color. If Chrome is the sled base color, then handle will be Starlight Silver Metallic.	Non-contrast	H45WI	□□□□	□□	□□□	□□	□□	□□□	55.0#	$ 1541	$ 1623	$ 1644	$ 1672	$ 1688	$ 1725	$ 1757	$ 1800	$ 1888	$ 1974	$ 2060	$ 2234	$ 178
 HUB	**60 Degree Wedge - Inside** • Non-contrast C.O.M = 1.75 yds • Inside-facing while seated • The handle (WH), when selected, is powder coated to match the sled base color. If Chrome is the sled base color, then handle will be Starlight Silver Metallic.	Non-contrast	H60WI	□□□□	□□	□□□	□□	□□	□□□	55.0#	$ 1541	$ 1623	$ 1644	$ 1672	$ 1688	$ 1725	$ 1757	$ 1800	$ 1888	$ 1974	$ 2060	$ 2234	$ 178
 HUB	**45 Degree Wedge - Outside** • Non-contrast C.O.M = 1.75 yds • Outside-facing while seated • The handle (WH), when selected, is powder coated to match the sled base color. If Chrome is the sled base color, then handle will be Starlight Silver Metallic.	Non-contrast	H45WO	□□□□	□□	□□□	□□	□□	□□□	60.0#	$ 1541	$ 1623	$ 1644	$ 1672	$ 1688	$ 1725	$ 1757	$ 1800	$ 1888	$ 1974	$ 2060	$ 2234	$ 178
 HUB	**60 Degree Wedge - Outside** • Non-contrast C.O.M = 1.75 yds • Outside-facing while seated • The handle (WH), when selected, is powder coated to match the sled base color. If Chrome is the sled base color, then handle will be Starlight Silver Metallic.	Non-contrast	H60WO	□□□□	□□	□□□	□□	□□	□□□	60.0#	$ 1541	$ 1623	$ 1644	$ 1672	$ 1688	$ 1725	$ 1757	$ 1800	$ 1888	$ 1974	$ 2060	$ 2234	$ 178
			Ⓐ	Ⓑ	Ⓒ	Ⓓ	Ⓔ	Ⓕ	Ⓖ														

HOW TO ORDER

Indicate the following information on order form:
1. Quantity of each item.
2. Model number, including options. See "How To Build a Model Number".
3. Any special service required.

Note: • The □ indicates that a choice is required.
- The absence of the □ indicates that no choice is required.
- Alpha-numeric characters in place of □ indicate that no other alternatives are available.

HOW TO BUILD A MODEL NUMBER

Ⓐ Select basic model.

Ⓑ Select non-contrast or fabric contrast 1.
Refer to **ki.com/fabrics**

Ⓒ Select base finish color.
Refer to the **Product Color Options** page in this price list.

Ⓓ Select ganging option.

HNG	- No gangers
HWG	- Ganging; add $75

Two ganging assemblies shipped per unit.

Ⓔ Select handle.

WH	- Handle; add $140
NH	- No handle

Ⓕ Select glide option.

NGL	- No glides
GNY	- Nylon glides (black); add $6

Ⓖ Select moisture barrier.

MB	- Moisture barrier
NMB	- No moisture barrier

See pricing column for moisture barrier upcharge.

OPTIONS

Sled Glide Option
To order sled glides (polycarbonate), add /SG to the end of the model number and add $6.

SPECIAL SERVICES

Special Carton Marking

With specially marked information	N/C

Shipping
Ships **assembled, FOB High Point, NC 27263, freight prepaid.** Freight class 175

Specifications and prices are subject to change without prior notice.

Hub®
Tables

	MODEL	MODEL NUMBER							Approx. Packaged Weight	Delivered Pricing
		Basic Model	Primary Laminate Color (1)	Secondary Laminate Color (2)	Base Finish	Power Option	Ganging Option	Glide Option		
 HUBT	**13 x 26 Laminate Table**	H13T	□□□	□□□	□□	□□□□	□□□	□□	55.0#	$ 1517
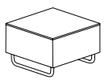 HUBT	**26 x 26 Laminate Table**	H24T	□□□	□□□	□□	□□□□	□□□	□□	80.0#	$ 1548
 HUBT	**20 x 20 Docking Table**	H25DT	□□□		□□	□□□□			85.0#	$ 1583
		Ⓐ	Ⓑ	Ⓒ	Ⓓ	Ⓔ	Ⓕ	Ⓖ		

HOW TO ORDER

Indicate the following information on order form:
1. Quantity of each item.
2. Model number, including options. See “How To Build a Model Number”.
3. Any special service required.

Note: • The □ indicates that a choice is required.
- The absence of the □ indicates that no choice is required.
- Alpha-numeric characters in place of □ indicate that no other alternatives are available.

HOW TO BUILD A MODEL NUMBER

Ⓐ Select basic model.

Ⓑ Select primary laminate color.
Primary laminate selection is for top.
Refer to the **Product Color Options** page in this price list.

Ⓒ Select secondary laminate color.
Secondary laminate selection is for side panels.
Refer to the **Product Color Options** page in this price list.

Ⓓ Select base finish color.
Refer to the **Product Color Options** page in this price list.

Ⓔ Select power option.

NP	- No power
WPBL	- Black power module; add $374
WPSL	- Silver power module; add $374
WPWH	- White power module; add $374
QP	- Qi wireless power (black); add $447
SP	- Sensio power module (black-3 receptacle, 2 USB ports); add $597

Sensio power available on model H25DT only.

Ⓕ Select ganging option.

HNG	- No gangers
HWG	- Ganging; add $75

Two ganging assemblies shipped per unit.

Ⓖ Select glide option.

NGL	- No glides
GNY	- Nylon glides (black); add $6

OPTIONS

Sled Glide Option
To order sled glides (polycarbonate), add /SG to the end of the model number and add $6.

SPECIAL SERVICES

Special Carton Marking

With specially marked information N/C

Shipping

Ships **assembled, FOB High Point, NC 27263, freight prepaid.** Freight class 175

Specifications and prices are subject to change without prior notice.

Hub®
Screens and Accessories

	MODEL	MODEL NUMBER Basic Model	Privacy Screen Color	Approx. Packaged Weight	Delivered Pricing
 HUBA	**Privacy Screen for 26" Wide Units** • Privacy screens are 57" high when attached to a Hub® seat • Fits chair models (H23, H20B, H23B, H23A, H23LT, H23RT)	SK24	□□□	40.0#	$ 1386
 HUBA	**Privacy Screen for 39" Wide Units** • Privacy screens are 57" high when attached to Hub® seating • Fits loveseat models (H33, H33A, H33RB, H33LB, H33LT, H33RT)	SK37	□□□	55.0#	$ 1495
 HUBA	**Privacy Screen for 78" Wide Units** • Privacy screens are 57" high when attached to Hub® seating • Fits sofa models (H43, H43A, H43LT, H43RT)	SK78	□□□	90.0#	$ 2991
HUBA	**Sensio Power Pylon (3 Receptacle, 2 USB Ports)** • Available on Hub® docking table (model H25DT) only	PWRPYL.BL		0.0#	$ 597
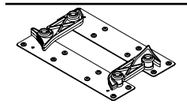 HRDPT	**Ganger Assembly** • Order one ganger assembly for each intersecting point • Each ganger assembly includes two identical sets of component parts to join two Seating models together	GNGR.ASSM		2.1#	$ 72
		Ⓐ	Ⓑ		

HOW TO ORDER

Indicate the following information on order form:
1. Quantity of each item.
2. Model number, including options. See "How To Build a Model Number".
3. Any special service required.

Note: • The □ indicates that a choice is required.
- The absence of the □ indicates that no choice is required.
- Alpha-numeric characters in place of □ indicate that no other alternatives are available.

HOW TO BUILD A MODEL NUMBER

Ⓐ Select basic model.

Ⓑ Select privacy screen fabric.
Refer to the **Product Color Options** page in this price list.

SPECIAL SERVICES

Special Carton Marking

With specially marked information N/C

Shipping

Ships **assembled, FOB High Point, NC 27263, freight prepaid.** Freight class 175

Specifications and prices are subject to change without prior notice.

1330 Bellevue Street
P.O. Box 8100
Green Bay, WI 54308-8100
800.424.2432
ki.com

KI and Furnishing Knowledge are registered
trademarks of Krueger International, Inc.

© 2020 Krueger International, Inc.
All Rights Reserved.
Code KI-PLW-000444/KI/PDF

Furnishing Knowledge®

IMPRESS® SEATING

PRICE LIST

January 3, 2011

Updated October 3, 2022

800.424.2432

Contents

Refer to KI Terms & Conditions document or visit ki.com.

Contents

Refer to KI Terms & Conditions document or visit ki.com.

Ordering C.O.M., C.O.L., and C.O.V.

Bonduel, Green Bay, Ontario, Tupelo and Shipping Locations 3

Impress®

General Information 4

Task Chairs and Stools 5

Ordering COM, COL and COV
Information

Ordering COM, COL and COV
Information

How to Specify C.O.M. Upholstery
Textile designs often have intricate patterns. Not all individuals will interpret fabric direction in the same manner.

As a standard procedure, KI cuts fabrics off the roll in a horizontal fashion as shown in Diagram A at the right. By cutting in this fashion, most waste is eliminated. Our requirements for yardage in this book are based on this type of cutting. When directional or patterned fabrics are used, they often require more yardage than solid colors.

By providing KI with a completely filled-out copy of the form on this page, we will be able to expedite your order. We find it particularly helpful with directional or patterned upholstery material. It is critical that copies of this form accompany test quantities as well as production quantities of C.O.M.

C.O.M. must be supplied in continuous yardage.

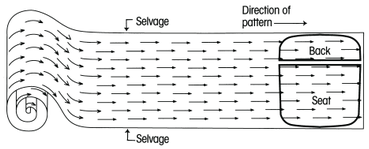

C.O.M., C.O.L. and C.O.V. Testing
KI will require for testing actual yardage to upholster one chair. The testing requirements depend on which chair you have selected on your order.

Test samples will be applied to the order and will be held for 6 months if needed. After 6 months, the sample can no longer be applied to your order. For all products to be tested, send test samples for approval to:

KI
Attn: C.O.M. Specialist
1687 Westminster Drive, Gate 3
Green Bay WI 54302

To expedite the procedure, attach a copy of the "C.O.M. Information Form" on this page.

All C.O.M., C.O.L. and C.O.V. must be labeled with the purchase order number.

C.O.M., C.O.L. and C.O.V. Production
Customer's fabrics and leathers must be approved prior to acceptance for production. Upon test approval, a 1' square sample swatch of upholstery material must accompany the order. KI assumes no responsibility for wear, defects or performance of customer's own fabrics, vinyl or leather. C.O.M., C.O.L. and C.O.V. orders are available on a deferred delivery basis.

Orders for production of C.O.M., C.O.L. and C.O.V. upholstered products are not scheduled for processing until upholstery material is received. Upon receipt, KI will provide an acknowledgement and an estimated shipping date.

KI recommends that leather be ordered in yardage. Leather must be usable. The outer edges cannot be calculated as square feet or yardage.

The C.O.M., C.O.L. and C.O.V. yardage requirements accompanying products in the pricing section are for 10 chairs/seats or less, 54" wide nondirectional material. On larger orders, less material is required.

For exact production yardage requirements, call 1-800-424-2432, ext. 2707.

C.O.M., C.O.L. and C.O.V. Order Processing

For products shipped from Green Bay, WI facility, ship upholstery material to:

KI
Attn: C.O.M. Storage
1687 Westminster Drive - Gate 3
Green Bay, WI 54302

For products shipped from Bonduel, WI facility, ship material to:

KI
Attn: C.O.M. Storage
204 West South Street
Bonduel, WI 54107

For products shipped from Ontario, CA facility , ship material to:

Avail/Impress/Kismet/Medical & Laboratory Stools/Pilot
Attn: C.O.M. Storage
1110 S. Mildred Ave.
Ontario, CA 91761

Intricate Patterns
In the event of specific requirements for positioning of intricate patterns or pattern repeats on seats and backrests, provide a sketch noting requirements, as in Diagram B, along with materials for testing, and with the order.

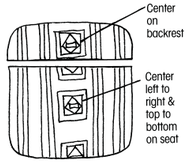

Diagram B

Treated Materials
If C.O.M. requires processing such as Scotchgard® or acrylic backing, it often shrinks. To prevent delays in delivery or back ordering due to shrinkage, please have your processor remeasure after processing and assure adequate yardage shipment.

Split Orders
If a portion of the shipment which does not require C.O.M., C.O.L. or C.O.M. applications is to be processed and shipped early, KI will enter the order immediately at your request. These split shipments are subject to minimum order changes.

Contact the C.O.M. Specialist at 1-800-424-2432, ext. 2707, with questions or to verify a split order.

Excess Upholstery Material
KI will dispose of excess upholstery material at the time of shipment unless expressly requested to return it with the product shipment.

Cancelled or Changed Orders
KI assumes no responsibility for extra C.O.M., C.O.L. or C.O.V. material due to a change of upholstery or cancellation of an order. It is the customer's responsibility to arrange for return of this material.

C.O.M., C.O.L and C.O.V. Information Form

A copy of this form should accompany test requests and production orders. Please fill it out completely, and, if your order has been acknowledged, provide the acknowledgement number.

Please see information below and check the appropriate box.

☐ Submitted for testing.

Purchase Order Number

☐ Test approved. Submitted for production.

KI Acknowledgement Number

Purchasing Agent (Dealer or buying organization)

Attention

Address

City State Zip

Project Name

Type of seating and number of units of each type

In all instances, send this form to the C.O.M. Specialist.

☐ A Selvage Top and Bottom



☐ B Selvage Side and Side



C.O.M. SHIPPING LOCATION

Architectural Walls
- Evoke ..... MN
- Genius Walls ..... MN

Casegoods
- Aristotle Tackboards ..... MN
- Likha Tackboards ..... MN

Classroom Furniture
- Intellect Wave Chairs ..... GB
- Learn2 ..... GB
- Ruckus ..... GB

Desking
- 700 Series Desking ..... KP
- Balance Overheads ..... MN
- Genesis Desking ..... MN
- True Desking ..... KP
- Universal Overheads ..... MN
- WorkZone Desking ..... MN

Files & Storage
- 700 Series Pedestal Cushion ..... GB
- Connection Zone Pads ..... BW
- U-Series Pedestal Cushion ..... GB
- Tattoo ..... BW

Fixed Seating
- Concerto Auditorium Seating ..... BW
- Single Pedestal Seating ..... GB
- Jury Base Seating ..... GB
- Lancaster Auditorium Seating ..... BW
- Sequence Seating ..... GB
- University Seating ..... GB

Panel Systems
- All Terrain ..... KP
- Balance Overheads ..... MN
- System 3000 ..... MN
- Universal Overheads ..... MN
- Wireworks ..... MN
- Unite ..... MN

Residence Hall Furniture
- RoomScape Furniture ..... MN

Screens
- All Terrain ..... KP
- Connection Zone ..... BW
- True/Volition ..... KP
- Genesis ..... KP
- Tattoo ..... MN
- Universal ..... BW

Seating
- 400 Series Folding Chairs ..... BW
- 600 Series Folding Chairs ..... BW
- 600 Series Stools ..... BW
- Affina Collection ..... HN
- Altus Task Chairs ..... GB
- Apply Stack Chairs ..... GB
- Auditorium Folding Chairs ..... BW
- Calida Lounge Seating ..... HN
- Diem Task Chairs ..... OM
- Doni Collection ..... GB
- FourC Seating ..... GB
- Gladly Lounge Seating ..... VQ
- Grazie Seating ..... GB
- Hiatus Sleeper Bench ..... HN
- Hub Modular Lounge Seating ..... HN
- Impress Task Chairs ..... OM
- Impress Ultra Task Chairs ..... OM
- Jessa Lounge Seating ..... HN
- Jubilee Lounge Seating ..... VQ
- Katera Guest Chair ..... GB
- Kurv Benches ..... HN
- LaResta Day Beds ..... HN
- LimeLite ..... GB
- Lyra Lounge Seating ..... HN
- Maestro Stack Chairs ..... GB
- Matrix Stack Chairs ..... GB
- Medical & Laboratory Stools ..... OM
- MyPlace Lounge Seating ..... HN
- MyWay Seating ..... HN
- Oath Task Chairs and Stools ..... GB
- Opt4 ..... GB
- Pilot Task Chairs ..... OM
- Promenade Seating System ..... BW
- Ruckus ..... GB
- Sela Lounge Seating ..... HN
- Sift Task Chairs ..... GB
- Signia Task Chairs and Stools ..... OM
- Soltice Metal Collection ..... HN
- Soltice Multiple, Healthcare & Guest ..... HN
- Soltice II Healthcare Seating ..... HN
- Strive Multiple, Stack & Task ..... GB
- Sway ..... BW
- Tattoo ..... HN
- Torsion-on-the-Go! Nesting Chairs ..... GB
- Torsion Air Stack and Task Seating ..... GB
- Zoetry ..... HN

KI Manufacturing Sites - Customer's Own Material Shipment Manufacturing Site Addresses

BW
KI Bonduel
Attn: COM Storage
204 West South St.
Bonduel, WI 54107

HN
KI High Point
Attn: COM Storage
217 Feld Avenue
High Point, NC 27263

MN
KI Manitowoc
Attn: COM Storage
1400 S. 41st St.
Manitowoc, WI 54220

VQ
KI
Attn: COM Fabrics
6892 Marlin Circle
La Palma, CA 90623

GB
KI Green Bay
Attn: COM Storage
1687 Westminster Drive - Gate 3
Green Bay, WI 54302

KP
KI Pembroke
Attn: COM Storage
1000 Olympic Dr.
Pembroke, Ontario K8A6X7

OM
KI
Attn: COM Storage
1110 S. Mildred Ave.
Ontario, CA 91761

© 2022 Krueger International Inc. All Rights reserved. Code KI-FF-000059/KI/PDF/0822

Impress®
General Information



Task Chair (KI62/JR39)



Sled Base Chair (KI60S)



Stool (KI63)

Features			
Free-floating back	•		•
Seat slide	•		•
Back height adjustable	•		•
3 position back lock	•		•
2-1/2" thick foam cushioned seat	•	•	•
General Dimensions			
Seat width	20-1/2"	20-1/2"	20-1/2"
Seat depth	18"	18"	18"
Seat height	17-3/4" - 22-1/4"	18"	22-1/4" - 30"
Back width	20"	20"	20"
Back height (above seat)	19-1/2" - 22-1/2"	21"	19-1/2" - 22-1/2"
Overall Dimensions			
Width	26"	24"	26"
Height	37" - 45""	38-1/2"	43-1/2" - 56-1/2"



4D T-Arm (JR69)



Adjustable T-Arm (JR39)



Fixed Loop Arm (KR48)



Adjustable Loop Arm (KR72)

SPECIFICATIONS

Mechanism (KI62 and KI63)
A stamped steel dual housing forms a sturdy cradle for the seat. There are two control levers. One lever actuates the pneumatic cylinder, which adjusts the seat height with infinite selection within the range (KI62). One lever locks the chair in several positions or actuates the free-floating mode. The synchronized 2:1 free floating mode has adjustments of 8° on seat and 16° on back.

Backrest (KI62 and KI63)
The injection molded plastic board has embedded inserts for mounting. The board is covered with contoured molded high-resilient foam and upholstered with fabric. A textured black shroud covers the rear side. An easy-to-operate mechanism is installed on the back board for adjusting the back height (3").

Backrest (KI60S)
The injection molded plastic board has embedded inserts for mounting. The board is covered with contour molded foam and upholstered with fabric. A textured black shroud covers the rear side.

Seat (KI62 and KI63)
Constructed of a 1/2" thick, saddle shape plywood with 2-1/2" molded high-resilient foam and upholstered with fabric. The entire seat assembly is mounted to the mechanism by four screws.

Seat (KI60S)
Constructed of a 1/2" thick, saddle shape plywood with 2-1/2" contour molded high-resilient foam, and covered with upholstered fabric.

Seat Slide (KI62 and KI63)
Double spring-loaded: side-mounted, easy-to-use control. Adjustment range of 3.1" (18" - 21.1")

Seat Height (KI62)
In addition to the standard height cylinder whose dimensions are shown above, there are two optional cylinders:
Low Height: 16-3/4" - 19-1/2"
Tall Height: 20-1/2" - 26-3/4"
To select these optional cylinders, please see the "Options" section on the following page.

Memory Foam
Double layer of foam. Molded memory foam is layered over molded, high-resiliency foam. Seat only.

Pedestal Base (KI62 and KI63)
The 26" diameter, five-blade base is made of reinforced nylon. Black only.

Sled Base (KI60S)
The sled base is formed from 1-1/8" diameter, 13-gauge thickness steel tubing. Black only.

Carpet Casters (KI62 and KI63)
The double 55mm diameter black wheels are molded of high-impact thermoplastic and are housed in a high impact frame. Hard floor casters are available.

Fixed Loop Arm (KR48)
Arm is black plastic.

Adjustable Loop Arm Option (KR72)
Black molded urethane armcap. Height adjustment of 2-1/2".

Adjustable T-Arm Option (JR39)
Height adjustment of 4-1/4" and width adjustment of 1-1/2" per side. Arm ships KD (same box as the chair) and must be installed on the chair (no tools required). With arm fully extended out, it's 22" from inside of arm frame to inside of arm frame. (20" from inside of arm pad to inside of arm pad)

4D T-Arm (JR69)
Two-way adjustable width/height. Forward-slanting T-arms with ergonomic, maximum-mobility arm top (button-activated arm pad; 1" lateral, 2" forward and back, and diagonal adjustability.) Adjustable height range of 4.25". Adjustable width range of 1.75" each side. With arms extended all the way out from inside of arm pad to inside of arm pad, it's 20.75".

INFORMATION

C.O.M. Testing and Production Requirements
Not all materials are suitable for upholstering this product. A 1-1/2 yd. x 54" sample must be submitted and approved prior to acceptance of an order. If the fabric is directional in pattern or weave, the direction must be indicated on the submitted sample, and additional yardage may be requested.

Test samples must be sent to:

Impress
Attn: C.O.M. Department
1110 S. Mildred Ave
Ontario, CA 91761

Fabric Disclaimer
Fabric will be applied as swatched by the fabric manufacturer. Fabric that is required to be applied differently than is swatched will need a Product Modification Request written specifying the direction the fabric is to be applied.

INFORMATION

Warranty
Refer to KI Terms & Conditions document or visit ki.com

Impress®
Task Chairs and Stools

	MODEL	Features	MODEL NUMBER: Basic Model	Memory Foam	Seat Slide	Back Panel	Fire Code	Uph. Color	Base	Approx. Packaged Weight	Delivered Pricing Fabric Grade Soft Knit™	Delivered Pricing Fabric Grade 1 & C.O.M.	Delivered Pricing Fabric Grade 2	Delivered Pricing Fabric Grade 3	Delivered Pricing Vinyl Group 2V	Delivered Pricing Pallas Fabric Group P0	Delivered Pricing Pallas Fabric Group P1	Delivered Pricing Pallas Fabric Group P2	Delivered Pricing Pallas Fabric Group P3	Delivered Pricing Pallas Fabric Group P4	Delivered Pricing C.O.L.	Delivered Pricing Leather
	**Impress® Task Chair - Free Float** • 2-1/2" thick foam cushioned seat • Synchronized free-floating back • Back height adjustment • Multiple-position back lock • Pedestal base available in black only • FR models (no arm and FR39 arm) require the plastic back panel to be upholstered	No Arm	KI62/NA	☐☐	SLD	☐☐☐☐	☐☐☐	☐☐☐	☐	42.0#	$ 1056	$ 871	$ 904	$ 932	$ 932	$ 968	$ 1047	$ 1109	$ 1161	$ 1213	$ 1211	$ 1304
		4D T-Arm	KI62/JR69	☐☐	SLD	☐☐☐☐	NFR	☐☐☐	☐	42.0#	1353	1169	1198	1226	1226	1266	1346	1408	1459	1509	1506	1600
		Adjustable T-Arm	KI62/JR39	☐☐	SLD	☐☐☐☐	NFR	☐☐☐	☐	51.0#	1263	1080	1108	1137	1137	1178	1260	1318	1366	1419	1415	1511
		Adjustable T-Arm, Fire Retardant	KI62/FR39	☐☐	SLD	DUB2	FR	☐☐☐	☐	51.0#	1708	1529	1555	1583	1583	1623	1704	1765	1813	1863	1860	1957
		Fixed Loop Arm	KI62/KR48	☐☐	SLD	☐☐☐☐	NFR	☐☐☐	☐	51.0#	1260	1074	1104	1133	1133	1173	1253	1312	1362	1415	1411	1506
		Adjustable Loop Arm	KI62/KR72	☐☐	SLD	☐☐☐☐	NFR	☐☐☐	☐	51.0#	1263	1080	1108	1137	1137	1178	1260	1318	1366	1419	1415	1511
IMPR																						
	**Impress® Guest Chair - Sled Base** • 2-1/2" thick foam cushioned seat • Cantilevered sled base • Sled base available in black only • FR models (no arm and FR39 arm) require the plastic back panel to be upholstered • Not for use on carpet	No Arm	KI60S/NA	☐☐		☐☐☐☐	☐☐☐	☐☐☐		37.0#	$ 648	$ 469	$ 496	$ 524	$ 524	$ 564	$ 643	$ 706	$ 754	$ 804	$ 801	$ 898
		Fixed Loop Arm	KI60S/KR48	☐☐		☐☐☐☐	NFR	☐☐☐		46.0#	849	670	698	725	725	764	843	906	959	1004	1001	1101
IMPR																						
	**Impress® Stool** • 2-1/2" thick foam cushioned seat • Synchronized free-floating back • Back height adjustment • Multiple-position back lock • Pedestal base available in black only • FR models (no arm and FR39 arm) require the plastic back panel to be upholstered	No Arm	KI63/NA	☐☐	SLD	☐☐☐☐	☐☐☐	☐☐☐	☐	47.0#	$ 1206	$ 1026	$ 1054	$ 1080	$ 1080	$ 1120	$ 1198	$ 1262	$ 1310	$ 1361	$ 1356	$ 1455
		4D T-Arm	KI63/JR69	☐☐	SLD	☐☐☐☐	NFR	☐☐☐	☐	55.0#	1503	1320	1347	1378	1378	1417	1497	1557	1606	1659	1655	1751
		Adjustable T-Arm	KI63/JR39	☐☐	SLD	☐☐☐☐	NFR	☐☐☐	☐	56.0#	1411	1229	1261	1286	1286	1326	1407	1467	1515	1569	1565	1660
		Adjustable T-Arm, Fire Retardant	KI63/FR39	☐☐	SLD	DUB2	FR	☐☐☐	☐	56.0#	1857	1672	1706	1733	1733	1772	1854	1914	1962	2016	2010	2103
		Fixed Loop Arm	KI63/KR48	☐☐	SLD	☐☐☐☐	NFR	☐☐☐	☐	56.0#	1408	1224	1258	1282	1282	1318	1401	1463	1513	1562	1559	1655
IMPR		Adjustable Loop Arm	KI63/KR72	☐☐	SLD	☐☐☐☐	NFR	☐☐☐	☐	56.0#	1411	1229	1261	1286	1286	1326	1407	1467	1515	1569	1565	1660
				Ⓑ	Ⓒ	Ⓓ	Ⓔ	Ⓕ	Ⓖ													

HOW TO ORDER

Indicate the following information on order form:
1. Quantity of each item.
2. Model number, including options. See "How To Build a Model Number".
3. Any special service required.

Note: • The ☐ indicates that a choice is required.
- The absence of the ☐ indicates that no choice is required.
- Alpha-numeric characters in place of ☐ indicate that no other alternatives are available.

HOW TO BUILD A MODEL NUMBER

Ⓐ Select basic model.

Ⓑ Select memory foam.

NF	- No memory foam
MF	- Memory foam (for seat only); add $140

Memory foam for seat only.

Ⓒ Select seat option.

SLD	- Sliding seat

Ⓓ Select back panel.

POLY	- Poly back (standard)
DUB2	- Upholstered back panel; add $105

Ⓔ Select fire code.

NFR	- Compliance to TB 117-2013
FR	- Compliance to TB 133

Ⓕ Select upholstery grade/color.
Refer to **ki.com/fabrics**

Ⓖ Select base option.

C	- Carpet casters
S	- Hard floor casters

UPHOLSTERY INFORMATION

C.O.M. Upholstery
C.O.M. requirement for 10 chairs or less with poly back is 1 yard (1-1/2 yds with memory foam) of 54" wide nondirectional fabric; upholstered or FR back, 1-1/2" yards of 54" wide nondirectional fabric. For orders of 11 or more chairs and for complete information on ordering C.O.M., see "Ordering C.O.M., C.O.V. and C.O.L." section.

OPTIONS

Optional Seat Height
The Task chair has 2 additional seat height options.

To select Low Height (16-3/4" - 19-1/2"), add CYL4 to the end of the model number.

To select Tall Height (20-1/2" - 26-3/4"), add IPCYL6SHD to the end of the model number.

Note: No additional leadtime or upcharge required.

OPTIONS

California TB133 Fire Safety Code
For California Technical Bulletin 133 compliant models, add the following upcharge:

Model=No Arm
Added List Price=$178

FR is also available on models with the Adjustable T-arm (JR39 arm). See Models KI62/FR39 and KI63/FR39 for pricing.

When FR version is ordered, the plastic back panel is upholstered (add upcharge). For C.O.M. yardage, see "C.O.M. Upholstery" note.

SPECIAL SERVICES

Special Carton Marking

With specially marked information	N/C

Shipping
Ships **knocked down, FOB Ontario, CA 91761, freight prepaid.** Freight class 125.

Specifications and prices are subject to change without prior notice.

1330 Bellevue Street
P.O. Box 8100
Green Bay, WI 54308-8100
800.424.2432
ki.com

KI and Furnishing Knowledge are registered
trademarks of Krueger International, Inc.

© 2020 Krueger International, Inc.
All Rights Reserved.
Code KI-PLW-000454/KI/PDF

Furnishing Knowledge®

IMPRESS® ULTRA SEATING

PRICE LIST

January 3, 2011

Updated October 3, 2022

800.424.2432

Contents

Refer to KI Terms & Conditions document or visit ki.com.

Contents

Refer to KI Terms & Conditions document or visit ki.com.

Ordering C.O.M., C.O.L., and C.O.V.

Bonduel, Green Bay, Ontario, Tupelo and Shipping Locations 3

Impress® Ultra

General Information 4

Task Chairs and Stools 5

Ordering COM, COL and COV
Information

How to Specify C.O.M. Upholstery
Textile designs often have intricate patterns. Not all individuals will interpret fabric direction in the same manner.

As a standard procedure, KI cuts fabrics off the roll in a horizontal fashion as shown in Diagram A at the right. By cutting in this fashion, most waste is eliminated. Our requirements for yardage in this book are based on this type of cutting. When directional or patterned fabrics are used, they often require more yardage than solid colors.

By providing KI with a completely filled-out copy of the form on this page, we will be able to expedite your order. We find it particularly helpful with directional or patterned upholstery material. It is critical that copies of this form accompany test quantities as well as production quantities of C.O.M.

C.O.M. must be supplied in continuous yardage.

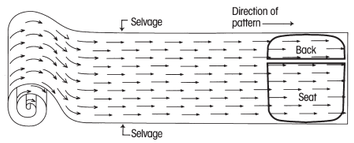

C.O.M., C.O.L. and C.O.V. Testing
KI will require for testing actual yardage to upholster one chair. The testing requirements depend on which chair you have selected on your order.

Test samples will be applied to the order and will be held for 6 months, if needed. After 6 months, the sample can no longer be applied to your order. For all products to be tested, send test samples for approval to:

KI
Attn: C.O.M. Specialist
1687 Westminster Drive, Gate 3
Green Bay WI 54302

To expedite the procedure, attach a copy of the "C.O.M. Information Form" on this page.

All C.O.M., C.O.L. and C.O.V. must be labeled with the purchase order number.

C.O.M., C.O.L. and C.O.V. Production
Customer's fabrics and leathers must be approved prior to acceptance for production. Upon test approval, a 1' square sample swatch of upholstery material must accompany the order. KI assumes no responsibility for wear, defects or performance of customer's own fabrics, vinyl or leather. C.O.M., C.O.L. and C.O.V. orders are available on a deferred delivery basis.

Orders for production of C.O.M., C.O.L. and C.O.V. upholstered products are not scheduled for processing until upholstery material is received. Upon receipt, KI will provide an acknowledgement and an estimated shipping date.

KI recommends that leather be ordered in yardage. Leather must be usable. The outer edges cannot be calculated as square feet or yardage.

The C.O.M., C.O.L. and C.O.V. yardage requirements accompanying products in the pricing section are for 10 chairs/seats or less, 54" wide nondirectional material. On larger orders, less material is required.

For exact production yardage requirements, call 1-800-424-2432, ext. 2707.

C.O.M., C.O.L. and C.O.V. Order Processing
For products shipped from Green Bay, WI facility, ship upholstery material to:

KI
Attn: C.O.M. Storage
1687 Westminster Drive, Gate 3
Green Bay, WI 54302

T

For products shipped from Bonduel, WI facility, ship material to:

KI
Attn: C.O.M. Storage
204 West South Street
Bonduel, WI 54107

For products shipped from Ontario, CA facility , ship material to:

Avail/Impress/Kismet/Medical & Laboratory Stools/Pilot
Attn: C.O.M. Storage
1110 S. Mildred Ave.
Ontario, CA 91761

Intricate Patterns
In the event of specific requirements for positioning of intricate patterns or pattern repeats on seats and backrests, provide a sketch noting requirements, as in Diagram B, along with materials for testing, and with the order.



Diagram B

Treated Materials
If C.O.M. requires processing such as Scotchgard® or acrylic backing, it often shrinks. To prevent delays in delivery or back ordering due to shrinkage, please have your processor remeasure after processing and assure adequate yardage shipment.

Split Orders
If a portion of the shipment which does not require C.O.M., C.O.L. or C.O.M. applications is to be processed and shipped early, KI will enter the order immediately at your request. These split shipments are subject to minimum order changes.

Contact the C.O.M. Specialist at 1-800-424-2432, ext. 2707, with questions or to verify a split order.

Excess Upholstery Material
KI will dispose of excess upholstery material at the time of shipment unless expressly requested to return it with the product shipment.

Cancelled or Changed Orders
KI assumes no responsibility for extra C.O.M., C.O.L. or C.O.V. material due to a change of upholstery or cancellation of an order. It is the customer's responsibility to arrange for return of this material.

C.O.M., C.O.L and C.O.V. Information Form

A copy of this form should accompany test requests and production orders. Please fill it out completely, and, if your order has been acknowledged, provide the acknowledgement number.

Purchasing Agent (Dealer or buying organization)

Attention

Address

City State Zip

Project Name

Type of seating and number of units of each type

Please see information below and check the appropriate box.

☐ Submitted for testing.

Purchase Order Number

☐ Test approved. Submitted for production.

KI Acknowledgement Number

In all instances, send this form to the C.O.M. Specialist.

☐ A Selvage Top and Bottom



☐ B Selvage Side and Side



C.O.M. SHIPPING LOCATION

Architectural Walls
- Evoke ..... MN
- Genius Walls ..... MN

Casegoods
- Aristotle Tackboards ..... MN
- Likha Tackboards ..... MN

Classroom Furniture
- Intellect Wave Chairs ..... GB
- Learn2 ..... GB
- Ruckus ..... GB

Desking
- 700 Series Desking ..... KP
- Balance Overheads ..... MN
- Genesis Desking ..... MN
- True Desking ..... KP
- Universal Overheads ..... MN
- WorkZone Desking ..... MN

Files & Storage
- 700 Series Pedestal Cushion ..... GB
- Connection Zone Pads ..... BW
- U-Series Pedestal Cushion ..... GB
- Tattoo ..... BW

Fixed Seating
- Concerto Auditorium Seating ..... BW
- Single Pedestal Seating ..... GB
- Jury Base Seating ..... GB
- Lancaster Auditorium Seating ..... BW
- Sequence Seating ..... GB
- University Seating ..... GB

Panel Systems
- All Terrain ..... KP
- Balance Overheads ..... MN
- System 3000 ..... MN
- Universal Overheads ..... MN
- Wireworks ..... MN
- Unite ..... MN

Residence Hall Furniture
- RoomScape Furniture ..... MN

Screens
- All Terrain ..... KP
- Connection Zone ..... BW
- True/Volition ..... KP
- Genesis ..... KP
- Tattoo ..... MN
- Universal ..... BW

Seating
- 400 Series Folding Chairs ..... BW
- 600 Series Folding Chairs ..... BW
- 600 Series Stools ..... BW
- Affina Collection ..... HN
- Altus Task Chairs ..... GB
- Apply Stack Chairs ..... GB
- Auditorium Folding Chairs ..... BW
- Calida Lounge Seating ..... HN
- Diem Task Chairs ..... OM
- Doni Collection ..... GB
- FourC Seating ..... GB
- Gladly Lounge Seating ..... VQ
- Grazie Seating ..... GB
- Hiatus Sleeper Bench ..... HN
- Hub Modular Lounge Seating ..... HN
- Impress Task Chairs ..... OM
- Impress Ultra Task Chairs ..... OM
- Jessa Lounge Seating ..... HN
- Jubilee Lounge Seating ..... VQ
- Katera Guest Chair ..... GB
- Kurv Benches ..... HN
- LaResta Day Beds ..... HN
- LimeLite ..... GB
- Lyra Lounge Seating ..... HN
- Maestro Stack Chairs ..... GB
- Matrix Stack Chairs ..... GB
- Medical & Laboratory Stools ..... OM
- MyPlace Lounge Seating ..... HN
- MyWay Seating ..... HN
- Oath Task Chairs and Stools ..... GB
- Opt4 ..... GB
- Pilot Task Chairs ..... OM
- Promenade Seating System ..... BW
- Ruckus ..... GB
- Sela Lounge Seating ..... HN
- Sift Task Chairs ..... GB
- Signia Task Chairs and Stools ..... OM
- Soltice Metal Collection ..... HN
- Soltice Multiple, Healthcare & Guest ..... HN
- Soltice II Healthcare Seating ..... HN
- Strive Multiple, Stack & Task ..... GB
- Sway ..... BW
- Tattoo ..... HN
- Torsion-on-the-Go! Nesting Chairs ..... GB
- Torsion Air Stack and Task Seating ..... GB
- Zoetry ..... HN

KI Manufacturing Sites - Customer's Own Material Shipment Manufacturing Site Addresses

BW
KI Bonduel
Attn: COM Storage
204 West South St.
Bonduel, WI 54107

HN
KI High Point
Attn: COM Storage
217 Feld Avenue
High Point, NC 27263

MN
KI Manitowoc
Attn: COM Storage
1400 S. 41st St.
Manitowoc, WI 54220

VQ
KI
Attn: COM Fabrics
6892 Marlin Circle
La Palma, CA 90623

GB
KI Green Bay
Attn: COM Storage
1687 Westminster Drive - Gate 3
Green Bay, WI 54302

KP
KI Pembroke
Attn: COM Storage
1000 Olympic Dr.
Pembroke, Ontario K8A6X7

OM
KI
Attn: COM Storage
1110 S. Mildred Ave.
Ontario, CA 91761

© 2022 Krueger International Inc. All Rights reserved. Code KI-FF-000059/KI/PDF/0822

Impress® Ultra
General Information



4D T-Arm Task Chair (KI78/JR69)



Midback Adj Loop Arm Task Chair (KI74/KR72)



Guest Chair (KI71S)



Stool (KI75)

Features				
Free-floating back	•	•		•
Seat slide	•	•		•
Back height adjustable		•		•
3 position back lock	•	•		•
2-1/2" thick foam cushioned seat	•	•	•	•
General Dimensions				
Seat width	20-1/2"	20-1/2"	20-1/2"	20-1/2"
Seat depth	18" - 19-1/2"	18" - 20-1/2"	19"	18" - 20-1/2
Seat height	17-3/4" - 23"	17-3/4" - 23"	18"	23-1/4" - 31"
Back width	20"	20"	20"	20"
Back height (above seat)	19"	17-1/2" - 20-1/2"	22" - 24"	17-1/2" - 20-1/2"
Overall Dimensions				
Width	26"	26"	24"	26"
Height	35" - 43"	36-1/2" - 41-1/2""	42"	43" - 57"



4D T-Arm (JR69)



Adjustable T-Arm (JR39)



Fixed Loop Arm (KR48)



Adjustable Loop Arm (KR72)

SPECIFICATIONS

Mechanism (KI74, KI75 and KI78)
Stamped steel dual housing forms a sturdy cradle for the seat. There are two control levers. One lever actuates the pneumatic cylinder. One lever locks the chair at several positions or actuates the free-floating mode. The synchronized 2:1 free-floating mode has adjustments of 8° on seat and 16° on back.

Backrest (KI74, KI75, KI78 and KI71S)
Nylon with fiberglass reinforced frame. Back mesh material is polyethylene elastomeric with polyester.

Back Height (KI74 and KI75)
An easy-to-operate mechanism is installed on the back board for adjusting back height 3".

Headrest (High Back)
Headrest is black leather with adjustable height and angle.

Seat Slide (KI74, KI75 and KI78)
Double spring-loaded: side-mounted, easy-to-use control. Adjustment range of 3.1" (18" - 21.1").

Seat (KI74, KI75 KI78 and KI71S)
Constructed of a 1/2" thick, saddle-shaped plywood with 2-1/2" thick, molded, high-resilient foam and upholstered. The entire seat assembly is mounted to the mechanism by 4 screws.

Seat Height (KI74 and KI78)
In addition to the standard height cylinder whose dimensions are shown above, there are two optional cylinders:
Low Height: 16-3/4" - 19-1/2"
Tall Height: 20-1/2" - 26-3/4"
To select these optional cylinders, please see the "Options" section on the following page.

Memory Foam
Double layer of foam. Molded memory foam is layered over molded, high-resiliency foam. Seat only.

Base (KI74, KI75, and KI78)
26" diameter, five-blade reinforced nylon base. Black only.

Sled Base (KI71S)
Sled shape, 1-1/8" diameter steel tube of 13-gauge steel. Black only.

Carpet Casters (KI74, KI75 and KI78)
The double 55mm diameter black wheels are molded of high-impact thermoplastic and are housed in a high-impact frame. Hard floor casters are available.

Adjustable T-Arm (JR39)
Black molded urethane armcap. 4-1/4" of height adjustment and 3" of total width adjustment. Arm ships KD (same box as the chair) and must be installed on the chair (no tools required). With arm fully extended out, it's 22" from inside of arm frame to inside of arm frame. (20" from inside of arm pad to inside of arm pad)

Adjustable Loop Arm (KR72)
Black molded urethane armcap. Height adjustment of 2-1/2".

4D T-Arm (JR69)
Two-way adjustable width/height. Forward-slanting T-arms with ergonomic, maximum-mobility arm top (button-activated arm pad; 1" lateral, 2" forward and back, and diagonal adjustability.) Adjustable height range of 4.25". Adjustable width range of 1.75" each side. With arms extended all the way out from inside of arm pad to inside of arm pad, it's 20.75".

Fixed Loop Arm (KR48)
Arm is black plastic.

INFORMATION

C.O.M. Testing and Production Requirements
Not all materials are suitable for upholstering this product. A 1-1/2 yd. x 54" sample must be submitted and approved prior to acceptance of an order. If the fabric is directional in pattern or weave, the direction must be indicated on the submitted sample, and additional yardage may be requested.

Test sample must be sent to:

Impress®Ultra
Attn: C.O.M. Department
1110 S. Mildred Ave
Ontario, CA 91761

Fabric Disclaimer
Fabric will be applied as swatched by the fabric manufacturer. Fabric that is required to be applied differently than is swatched will need a Product Modification Request written specifying the direction the fabric is to be applied.

INFORMATION

Warranty
Refer to KI Terms & Conditions document or visit ki.com

Impress® Ultra
Task Chairs and Stools

KI

Impress® Ultra
Task Chairs and Stools

	MODEL	Features	MODEL NUMBER Basic Model (A)	Memory Foam (B)	Seat Slide (C)	Head-rest (D)	Back Panel (E)	Uph. Color (F)	Base (G)	Approx. Packaged Weight	Delivered Pricing Fabric Grade Soft Knit™	Delivered Pricing Fabric Grade 1 & C.O.M.	Delivered Pricing Fabric Grade 2	Delivered Pricing Fabric Grade 3	Delivered Pricing Vinyl Group 2V	Delivered Pricing Pallas Fabric Group P0	Delivered Pricing Pallas Fabric Group P1	Delivered Pricing Pallas Fabric Group P2	Delivered Pricing Pallas Fabric Group P3	Delivered Pricing Pallas Fabric Group P4	Delivered Pricing Leather
	**Impress® Ultra Task Chair - Mid Back** • Back is black mesh • Seat slide • Back height adjustment	No Arm	KI74/NA	☐☐	SLD		BL	☐☐	☐	46.0#	$ 1047	$ 1047	$ 1111	$ 1122	$ 1122	$ 1099	$ 1165	$ 1196	$ 1229	$ 1266	$ 1337
		4D T-Arm	KI74/JR69	☐☐	SLD		BL	☐☐	☐	54.0#	1352	1352	1413	1425	1425	1401	1465	1496	1531	1568	1640
		Adjustable T-Arm	KI74/JR39	☐☐	SLD		BL	☐☐	☐	54.0#	1261	1261	1324	1331	1331	1305	1370	1407	1437	1475	1546
		Fixed Loop Arm	KI74/KR48	☐☐	SLD		BL	☐☐	☐	54.0#	1245	1245	1310	1320	1320	1295	1361	1393	1427	1464	1537
		Adjustable Loop Arm	KI74/KR72	☐☐	SLD		BL	☐☐	☐	54.0#	1261	1261	1324	1331	1331	1305	1370	1407	1437	1475	1546
IMPR																					
	**Impress® Ultra Task Chair - High Back** • Back is black mesh • Seat slide • Without back height adjustment • Headrest is black leather and adjustable	No Arm	KI78/NA	☐☐	SLD	☐☐	BL	☐☐	☐	54.0#	$ 1047	$ 1047	$ 1111	$ 1122	$ 1122	$ 1099	$ 1165	$ 1196	$ 1229	$ 1266	$ 1337
		4D T-Arm	KI78/JR69	☐☐	SLD	☐☐	BL	☐☐	☐	62.0#	1352	1352	1413	1425	1425	1401	1465	1496	1531	1568	1640
		Adjustable T-Arm	KI78/JR39	☐☐	SLD	☐☐	BL	☐☐	☐	62.0#	1261	1261	1324	1331	1331	1305	1370	1407	1437	1475	1546
		Fixed Loop Arm	KI78/KR48	☐☐	SLD	☐☐	BL	☐☐	☐	62.0#	1245	1245	1310	1320	1320	1295	1361	1393	1427	1464	1537
		Adjustable Loop Arm	KI78/KR72	☐☐	SLD	☐☐	BL	☐☐	☐	62.0#	1261	1261	1324	1331	1331	1305	1370	1407	1437	1475	1546
IMPR																					
	**Impress® Ultra Task Chair - Guest** • Back is black mesh • Not for use on carpet	No Arm	KI71S/NA	☐☐			BL	☐☐		37.0#	$ 614	$ 614	$ 676	$ 687	$ 687	$ 663	$ 727	$ 762	$ 796	$ 833	$ 900
		Fixed Loop Arm	KI71S/KR48	☐☐			BL	☐☐		45.0#	812	812	877	886	886	859	924	960	992	1032	1101
IMPR																					
	**Impress® Ultra Stool** • Back is black mesh • Seat slide • Back height adjustment • Chrome plated 20" footring	No Arm	KI75/NA	☐☐	SLD		BL	☐☐	☐	58.0#	$ 1222	$ 1222	$ 1285	$ 1290	$ 1290	$ 1270	$ 1334	$ 1336	$ 1402	$ 1435	$ 1509
		4D T-Arm	KI75/JR69	☐☐	SLD		BL	☐☐	☐	66.0#	1521	1521	1585	1596	1596	1570	1639	1668	1701	1738	1809
		Adjustable T-Arm	KI75/JR39	☐☐	SLD		BL	☐☐	☐	66.0#	1428	1428	1494	1504	1504	1477	1544	1577	1611	1646	1718
		Fixed Loop Arm	KI75/KR48	☐☐	SLD		BL	☐☐	☐	66.0#	1417	1417	1481	1490	1490	1465	1531	1565	1599	1637	1706
		Adjustable Loop Arm	KI75/KR72	☐☐	SLD		BL	☐☐	☐	66.0#	1428	1428	1494	1504	1504	1477	1544	1577	1611	1646	1718
IMPR																					
			Ⓐ	Ⓑ	Ⓒ	Ⓓ	Ⓔ	Ⓕ	Ⓖ												

HOW TO ORDER

Indicate the following information on order form:
1. Quantity of each item.
2. Model number, including options. See "How To Build a Model Number".
3. Any special service required.

Note: • The ☐ indicates that a choice is required.
- The absence of the ☐ indicates that no choice is required.
- Alpha-numeric characters in place of ☐ indicate that no other alternatives are available.

HOW TO BUILD A MODEL NUMBER

Ⓐ Select basic model.

Ⓑ Select memory foam.
- **NF** - No memory foam
- **MF** - Memory foam (for seat only); add $147

Memory foam for seat only.

Ⓒ Select seat option.
- **SLD** - Sliding seat

Ⓓ Select headrest.
- **NH** - No headrest (standard)
- **HR** - Headrest; add $215

Ⓔ Select back panel.
- **BL** - Black

Ⓕ Select upholstery grade/color.
Refer to **ki.com/fabrics**

Ⓖ Select base option.
- **C** - Carpet casters
- **S** - Hard floor casters

UPHOLSTERY INFORMATION

C.O.M. Upholstery
C.O.M. requirement for less than five chairs is 1 yard (1-1/2 yds with memory foam) of 54" wide nondirectional fabric. For five or more chairs, it is 3/4 yard of 54" wide nondirectional fabric. For complete information on ordering C.O.M., see "Ordering C.O.M., C.O.V. and C.O.L." section.

OPTIONS

Optional Seat Height
The Task chair has 2 additional seat height options.

To select Low Height (16-3/4" - 19-1/2"), add CYL4 to the end of the model number.

To select Tall Height (20-1/2" - 26-3/4"), add IPCYL6SHD to the end of the model number.

Note: No additional leadtime or upcharge required.

SPECIAL SERVICES

Special Carton Marking

With specially marked information	N/C

Shipping
Ships **knocked down, FOB Ontario, CA 91761, freight prepaid.** Freight class 125.

Specifications and prices are subject to change without prior notice.

1330 Bellevue Street
P.O. Box 8100
Green Bay, WI 54308-8100
800.424.2432
ki.com

KI and Furnishing Knowledge are registered trademarks of Krueger International, Inc.

© 2020 Krueger International, Inc.
All Rights Reserved.
Code KI-PLW-000455/KI/PDF

Furnishing Knowledge®

INSTRUCT®
CLASSROOM
FURNITURE

PRICE LIST

January 3, 2011

Update October 3, 2022

800.424.2432

Contents

Refer to KI Terms & Conditions document or visit ki.com.

Contents

Refer to KI Terms & Conditions document or visit ki.com.

Instruct® Classroom Furniture

Specifications 3
Product Color Options 4

Instruct® Classroom Furniture (Freight Excluded)

All Terrain® Instructor's Desk 5
All Terrain® Mobile Instructor's Desk 6
All Terrain® Instructor's Desk AV Rack Compatible 7
700 Series® Instructor's Desk 9
WorkZone® Instructor's Desk 10

Instruct® Classroom Furniture (Delivered)

All Terrain® Instructor's Desk 11
All Terrain® Mobile Instructor's Desk 12
All Terrain® Instructor's Desk AV Rack Compatible 13
700 Series® Instructor's Desk 15
WorkZone® Instructor's Desk 16

Instruct® Classroom Furniture
Specifications

All Terrain® Instructor's Desk
Unit is based on a 22" deep x 22" wide and 35-1/2" high storage tower. The tower has three adjustable metal shelves and one laminate rollout shelf at the bottom of the storage unit. At the top of the storage tower is a bowed front, flat landing pad that is made of 3/4" laminate with 74P edge, this surface is raised 3-3/4" above the top of the storage tower with aluminum side grommets with the bow on the user side.

A 1-1/4" thick laminate covered surface with a 74P edge is attached to the side of the storage tower on one end and supported by a 3" diameter support leg on the other end of the unit. There is a perforated partial modesty panel that is suspended from the underside of the surface. This modesty panel covers the area from the storage unit to the support leg.

There are three open grommets and one covered grommet for wire management on the storage tower. One grommet is on the top of the storage unit directly below the one covered grommet on the landing pad. The other two grommets are above and below the worksurface on the inside of the desk unit.

All Terrain® Mobile Instructor's Desk
This unit has an All Terrain® Binder Tower with a bowed radius lectern option. The bow is on the non-user side with the user side being straight with a paper retainer. Also there are four open grommets at the top and bottom of each of the binder's sides. There is a surface that is attached to the side of the Binder Tower and supported on the other end by an All Terrain® Table leg with casters. There is a perforated partial modesty panel that attaches to the leg and the binder tower.

Locks are standard on the Mobile Instructors' Desk with steel doors. Locks are not available on doors with acrylic doors. Locks are a high-security double-bit design. One KI break-away key and one standard key are included with each lock.

700 Series Instructor's Desk
This unit is identical to the standard 700 Series Desk with the following changes. The desk has a peninsula shaped top that overhangs the desks frame to allow for collaboration with students. The frame of the desk has a 12" deep bookcase that is the end panel opposite the peninsula overhang. The bookcase is 30" or 36" wide, which is the depth of the desktop. This unit is non-handed, there is no left or right, the side with the bookcase can be reconfigured after install should the need arise.

WorkZone Instructor's Desk
The WorkZone Instructors' desk is based on a standard WorkZone square shoe unit that has a worksurface supporting pedestal (BBF configuration) to support the extended side of the square shoe and a cantilevered frame on the other end. The surface is 1-1/4" thick with a high-pressure laminate.

Instruct Teachers Desk with AV Racks

Stand Alone Unit
Unit is based on 22" deep x 22" wide unit with height 44.875". The unit has 1 fixed shelf with 6" of clearance above. The back of the shelf is shortened to allow for wire passage. The landing pad has a ¾" laminate with 74P edge. When specified with a flat landing pad, the arc points towards the user. When a lectern is selected, the arc points away from the user and has a paper retainer on the user side. Units are available with either 3" casters or 3" AT glides. Outriggers are standard on all units.

There are four covered grommets on the shell. 2 per side. All units have a lockable, removable, vented back panel for access to the computer equipment if the rack option is installed.

Locks are standard on all versions and door types. Two break away keys are provided with each lock. Locks are a high security double-bit design.

Teachers Desk Unit
Unit is based on 22" deep x 22" wide unit with height 44.875". The unit has 1 fixed shelf with 6" of clearance above. The back of the shelf is shortened to allow for wire passage. The landing pad has a ¾" laminate with 74P edge. When specified with a flat landing pad, the arc points towards the user. When a lectern is selected, the arc points away from the user and has a paper retainer on the user side. Units are available with either 3" casters or 3" AT glides. Outriggers are standard on all units.

There are two covered grommets on the shell. Both are on the side in which there is a work surface. One is above the work surface and one is below. All units have a lockable, removable, vented back panel for access to the computer equipment if the rack option is installed.

Locks are standard on all versions and door types. Two break away keys are provided with each lock. Locks are a high security double-bit design.

Door Front/Pull Style

S2
Steel Door
Metric Pull



L2
Laminate Door
Metric Pull



S3, S4
Steel Door
Bow Tie Pull



L3, L4
Laminate Door
Bow Tie Pull



S5, S6
Steel Door
Beveled Pull



PD
Acrylic Door



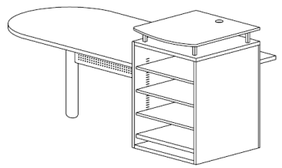

Flat Top

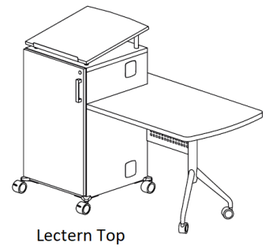

Lectern Top



ATMD - Bowed Radius Lectern

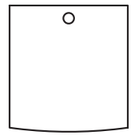

ATTD - Bowed Flat



ATRTD/ATRL - Bowed Front Flat
ATRTD/ATRL - Bowed Lectern

Bowed Front

Shaped Front

The arc on bowed front flat landing pads always points towards the user, and the arc on the bowed lectern landing pads always points away from the user.

Unit	Model	Bowed Front Flat	Bowed Radius Lectern	Bowed Lectern
All Terrain Instructors Desk	ATTD	x		
All Terrain Mobile Instructors Desk	ATMTD		x	
All Terrain Instructors Desk AV Rack Compatible	ATRTD	x		x
All Terrain Storage Tower AV Rack Compatible	ATRL	x		x

Instruct® Classroom Furniture
Product Color Options

All Terrain®, All Terrain® Mobile, All Terrain® AV Rack Compatible, 700 Series®, WorkZone Instructors Desks and All Terrain Binder Towers

Surface Finish

Belair	LBQ
Biltmore Cherry	LBT
Black	LBK
Brighton Walnut	LBW
Canyon Zephyr	LCA
Castle Oak	LCO
Casual Linen	LCU
Cherry Storm	LCX
Classic Linen	LCI
Cloud Zephyr	LCL
Cocobala	LCC
Crisp Linen	LRI
Desert Zephyr	LDZ
Dove Grey	LDG
Fired Steel	LIL
Flax Linen	LXF
Florence Walnut	LFC
Forged Steel	LOL
Friston Ash	LFH
Frosty White	LFW
Graphite Nebula	LGN
Grey	LGE
High Rise	LHE
Hollyberry	LHY
Irish Linen	LIH
Island	LID
Italian Silver Ash	LIT
Kensington Maple	LKM
Lapis Blue	LLB
Markerboard White	LMK
Misted Zephyr	LMR
Monticello Maple	LMT
Nickel Evolv	LNV
North Sea	LNA
Ocean	LON
Pearl Bisque	LPB
Pearl Silver	LPS
Pressed Linen	LPR
River Cherry	LRY
Rugged Linen	LRG
Satin Stainless	LSS
Shadow Zephyr	LSR
Silicon evolv	LSV
Sterling Ash	LAZ
Tailored Linen	LTL
Titanium evolv	LTV
White Nebula	LWL
White Sand	LWN
Windsor Mahogany	LWY

All Terrain® Mobile, All Terrain® Mobile AV Rack Compatilbe

Edge Color

Belair	EBQ
Biltmore Cherry	EBT
Black	EBL
Blue Grey	EGR
Brighton Walnut	EBW
Castle Oak	ECO
Cayenne	ECY
Cherry Storm	ECX
Cocobala	ECC
Cool Grey	ECG
Earthen Clay	EEY
Flannel	EFN
Florence Walnut	EFC
Friston Ash	EFH
Frosty White	EFW
Hazy Jade	EHJ
Honey Bee	EHY
Italian Silver Ash	EIT
Kensington Maple	EKM
Light Tone	ELG
Mardi Gras	EMG
Misty Brown	EMY
Monticello Maple	EMT
Multiplex	EMB
Nemo	ENE
Nordic	END
Purple Haze	EPH
River Cherry	ERY
Rubber Ducky	ERK
Sand	ESA
Sterling Ash	EAZ
Surf's Up	ESP
Twilight Shadow	ETI
Ultra Blue	EUB
Warm Grey	EWG
Windsor Mahogany	EWY
Zesty Lime	EZL

All Terrain®, All Terrain® Mobile, 700 Series® Instructors Desk, All Terrain® Binder Towers and WorkZone® Instructors Desk

Unit Color

Black	BL
Blue Grey	GR
Bronze Metallic	ZM
Cayenne	CY
Champagne Metallic	CM
Cool Grey	CG
Cottonwood	CO
Earthen Clay	EY
Espresso Metallic	EX
Everglade Shade	EV
Flannel	FN
Glitz Metallic	GZ
Hazy Jade	HJ
Honey Bee	HY
Light Tone	LG
Mardi Gras	MG
Misty Brown	MY
Nemo	NE
Nordic	ND
Poppy Red	PR
Purple Haze	PH
Rubber Ducky	RK
Sand	SA
Sky Blue	SK
Starlight Silver Metallic	SX
Surf's Up	SP
Twilight Shadow	TI
Ultra Blue	UB
Warm Grey	WG
Zesty Lime	ZL

Custom white silver & metallic paints specified on 700 Series files and storage units incur a 5% list price upcharge.

Side Grommet Color

Black side grommet	TBL
Blue Grey side grommet	TGR
Cool Grey side grommet	TCG
Light Tone side grommet	TLG
Misty Brown side grommet	TMY
Sand side grommet	TSA
Translucent side grommet	TTR
Warm Grey side grommet	TWG

WorkZone® Instructors Desk

Unit Color

Black	BL
Blue Grey	GR
Champagne Metallic	CM
Cool Grey	CG
Espresso Metallic	EX
Light Tone	LG
Misty Brown	MY
Sand	SA
Starlight Silver Metallic	SX
Warm Grey	WG

For the exceptions, the plastic components for EX paint receives BL plastic, MZ paint receives SA plastic and SX paint receives WG plastic.

*Surface grommets will match the base trim color as noted in rules above.

Insert/Trough Color

Black insert	IBL
Blue Grey insert	IGR
Cool Grey insert	ICG
Light Tone insert	ILG
Misty Brown insert	IMY
Sand insert	ISA
Warm Grey insert	IWG

WorkZone Instructor's Desk

Edge Color

Belair	EBQ
Biltmore Cherry	EBT
Black	EBL
Blue Grey	EGR
Brighton Walnut	EBW
Castle Oak	ECO
Cherry Storm	ECX
Cocobala	ECC
Cool Grey	ECG
Flannel	EFN
Florence Walnut	EFC
Friston Ash	EFH
Frosty White	EFW
Italian Silver Ash	EIT
Kensington Maple	EKM
Light Tone	ELG
Misty Brown	EMY
Monticello Maple	EMT
Multiplex	EMB
River Cherry	ERY
Sand	ESA
Sterling Ash	EAZ
Warm Grey	EWG
Earthen Clay	EEY
Windsor Mahogany	EWY

For the exceptions, the plastic components for EX paint receives BL plastic, MZ paint receives SA plastic and SX paint receives WG plastic.

*Surface grommets will match the base trim color as noted in rules above.

Lock Color

Black	BLL
Satin Chrome	SCL

Instruct® Classroom Furniture (Freight Excluded)

All Terrain® Instructor's Desk

Instruct® Classroom Furniture (Freight Excluded)
All Terrain® Instructor's Desk

	MODEL	D x W	MODEL NUMBER: Basic Model/ Edge Style	Dir.	Surface Finish	Edge Color	Unit Color	Approx. Packaged Weight	Freight Excluded Pricing
 Flat Top with Left desk direction shown KINS	**All Terrain® Instructor's Desk** • Unit based on 22"D x 22"W and 35-1/2" high storage tower • Tower is 22" wide • 60", the usable surface is 38" wide • 66", the usable surface is 44" wide • 72", the usable surface is 50" wide • Tower had three adjustable shelves and one rollout shelf at the bottom (rollout shelf will be the same as the specified laminate) • Top of storage tower is a bowed front, flat landing pad • Bow is on user side • Perforated modesty panel • 74P edge • Unit has black grommets to allow wires to be run into and out of the storage tower • Left and right configurations are based on location of worksurface • Back of the tower has ventilation holes for circulation • Table surface height is 29"	30" x 60"	ATTD3060-74P	□	□□□	□□□	□□	177.0#	$ 2516
		30" x 66"	ATTD3066-74P	□	□□□	□□□	□□	188.0#	2607
		30" x 72"	ATTD3072-74P	□	□□□	□□□	□□	201.0#	2756
			Ⓐ	Ⓑ	Ⓒ	Ⓓ	Ⓔ		

HOW TO ORDER

Indicate the following information on order form:
1. Quantity of each item.
2. Model number, including options. See "How To Build a Model Number".
3. Any special service required.

Note: • The □ indicates that a choice is required.
- The absence of the □ indicates that no choice is required.
- Alpha-numeric characters in place of □ indicate that no other alternatives are available.

HOW TO BUILD A MODEL NUMBER

Ⓐ Select basic model/edge style.

74P	- 74P edge

Ⓑ Select desk direction.

L	- Left hand
R	- Right hand

Ⓒ Select surface finish.
Refer to the **Product Color Options** page in this price list.
Surface finish offerings are based on edge style selections.

Ⓓ Select edge color.
Refer to the **Product Color Options** page in this price list.
Edge color offerings are based on edge style selections.

Ⓔ Select unit color.
Refer to the **Product Color Options** page in this price list.

SPECIAL SERVICES

Special Carton Marking

With specially marked information	N/C

Shipping

Ships **knocked down, FOB Pembroke, ON K8A 0E1, freight excluded.** Freight class 100.

Specifications and prices are subject to change without prior notice.

Instruct® Classroom Furniture (Freight Excluded)

All Terrain® Mobile Instructor's Desk

Instruct® Classroom Furniture (Freight Excluded)
All Terrain® Mobile Instructor's Desk

	MODEL	D x W x H	MODEL NUMBER: Basic Model/ Edge Style	Worksurface Direction	Pull Style	Surface Finish	Edge Color	Unit Color	Lock Option	Lock Color	Approx. Packaged Weight	NDX No Door	S5 & S6 Steel Front Beveled Pull	S2, S3 & S4 Steel Front Bow Tie or Metric Pull	PD Acrylic Door
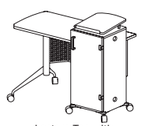 Lectern Top with Left worksurface shown	**All Terrain® Mobile Instructor's Desk** • Bowed radius lectern landing pad • Bow is on non-user side with user side being straight with a paper retainer • Finished unit measures 40" at top of lectern. Lectern is flush with table edge • Tower is 18" wide • 54", the usable surface is 36" wide • 60", the usable surface is 42" wide • 66", the usable surface is 48" wide • Perforated modesty panel • Locking door on binder tower when using steel front • 74P edge • Unit has black grommets to allow wires to be run into and out of the storage tower • Two adjustable shelves • Shown with metric pull • Hinge side is always opposite of work-surface direction • Table surface height is 29"	24" x 54" x 40"	ATMTD2454-74P	□□□	□□□	□□□	□□□	□□	□□□	□□□	152.0#	$ 2255	$ 2579	$ 2622	$ 3097
KINS		24" x 60" x 40"	ATMTD2460-74P	□□□	□□□	□□□	□□□	□□	□□□	□□□	158.0#	2317	2656	2697	3188
		24" x 66" x 40"	ATMTD2466-74P	□□□	□□□	□□□	□□□	□□	□□□	□□□	163.0#	2384	2730	2774	3276
			Ⓐ	Ⓑ	Ⓒ	Ⓓ	Ⓔ	Ⓕ	Ⓖ	Ⓗ					

HOW TO ORDER

Indicate the following information on order form:
1. Quantity of each item.
2. Model number, including options. See "How To Build a Model Number".
3. Any special service required.

Note: • The □ indicates that a choice is required.
- The absence of the □ indicates that no choice is required.
- Alpha-numeric characters in place of □ indicate that no other alternatives are available.

HOW TO BUILD A MODEL NUMBER

Ⓐ Select basic model/edge style.
- **74P** - 74P edge

Ⓑ Select worksurface direction.
- **WSR** - Worksurface Right
- **WSL** - Worksurface Left

Ⓒ Select door front/pull style.
- **NDX** - No door
- **S5** - Steel/satin chrome beveled pull
- **S6** - Steel/black beveled pull
- **S2** - Steel/aluminum metric
- **S3** - Steel/aluminum bow tie
- **S4** - Steel/nickel bow tie
- **PD** - Frosted Acrylic Door

Ⓓ Select surface finish.
Refer to the **Product Color Options** page in this price list.
Surface finish offerings are based on edge style selections.

Ⓔ Select edge color.
Refer to the **Product Color Options** page in this price list.
Edge color offerings are based on edge style selections.

Ⓕ Select unit color.
Refer to the **Product Color Options** page in this price list.

Ⓖ Select lock option.
- **KS** - Key standard
- **NLC** - No lock core
- **KA** - Key alike

Ⓗ Select lock color.
- **BLL** - Black
- **SCL** - Satin Chrome

Refer to the **Product Color Options** page in this price list.

SPECIAL SERVICES

Special Carton Marking

With specially marked information	N/C

Shipping

Ships **knocked down, FOB Pembroke, ON K8A 0E1, freight excluded.** Freight class 100.

Specifications and prices are subject to change without prior notice.

Instruct® Classroom Furniture (Freight Excluded)

All Terrain® Instructor's Desk AV Rack Compatible

Instruct® Classroom Furniture (Freight Excluded)
All Terrain® Instructor's Desk AV Rack Compatible



Lectern Top with
Right Worksurface shown

KINS

All Terrain Teacher's Desk (AV Rack Compatible)

- Landing pad arc points towards user when specified as flat
- Landing pad arc points away from user when specified as lectern and has a paper retain on the user side
- Finished unit measures 45" at top of lectern. Lectern is flush with table edge
- Tower width 22"
- 60" the usable surface is 38" wide
- 66" the usable surface is 44" wide
- 72" the usable surface is 50" wide
- Perforated modesty panel
- Designed to house a customer provided AV rack
- Designed to accommodate Middle Atlantic Rack CFR-14-16
- Outriggers are standard with glides or casters
- Lockable rear perforated access panel
- Hinge side is always opposite of worksurface direction
- Table surface height is 29"

	MODEL NUMBER													
D x W x H	Basic Model/ Edge Style	Worksurface Direction	Pull Style	Top Style	Surface Finish	Edge Color	Side Grommet Color	Unit Color	Base	Lock Option	Lock Color	Approx. Packaged Weight	S2, S3 & S4 Steel Front Bow Tie or Metric Pull	
28" x 60" x 45"	ATRTD2860-74P	□□□	□□	□□□	□□□	□□□	□□□	□□	□□□	□□□	□□□	174.0#	$	2792
28" x 66" x 45"	ATRTD2866-74P	□□□	□□	□□□	□□□	□□□	□□□	□□	□□□	□□□	□□□	179.0#		2834
28" x 72" x 45"	ATRTD2872-74P	□□□	□□	□□□	□□□	□□□	□□□	□□	□□□	□□□	□□□	181.0#		2851
	Ⓐ	Ⓑ	Ⓒ	Ⓓ	Ⓔ	Ⓕ	Ⓖ	Ⓗ	Ⓘ	Ⓙ	Ⓚ			

HOW TO ORDER

Indicate the following information on order form:
1. Quantity of each item.
2. Model number, including options. See "How To Build a Model Number".
3. Any special service required.

Note: • The □ indicates that a choice is required.
- The absence of the □ indicates that no choice is required.
- Alpha-numeric characters in place of □ indicate that no other alternatives are available.

HOW TO BUILD A MODEL NUMBER

Ⓐ Select basic model/edge style.
- **74P** - 74P edge

Ⓑ Select worksurface direction.
- **WSR** - Worksurface Right
- **WSL** - Worksurface Left

Ⓒ Select door front/pull style.
- **S2** - Steel/aluminum metric
- **S3** - Steel/aluminum bow tie
- **S4** - Steel/nickel bow tie

Ⓓ Select top style.
- **FLT** - Flat top
- **SLP** - Sloped top

Ⓔ Select surface finish.
Refer to the **Product Color Options** page in this price list.

Ⓕ Select edge color.
Refer to the **Product Color Options** page in this price list.

Ⓖ Select side grommet color.
Refer to the **Product Color Options** page in this price list.

Ⓗ Select unit color.
Refer to the **Product Color Options** page in this price list.

Ⓘ Select base option.
- **4CW** - 4 black casters (2 locking)
- **4GB** - 4 black glides

Ⓙ Select lock option.
- **KS** - Key standard
- **NLC** - No lock core
- **KA** - Key alike

Ⓚ Select lock color.
Refer to the **Product Color Options** page in this price list.

SPECIAL SERVICES

Special Carton Marking

With specially marked information N/C

Shipping

Ships **knocked down, FOB Pembroke, ON K8A 0E1, freight excluded.** Freight class 100.

Specifications and prices are subject to change without prior notice.

Instruct® Classroom Furniture (Freight Excluded)

All Terrain® Instructor's Desk AV Rack Compatible

Instruct® Classroom Furniture (Freight Excluded)
All Terrain® Instructor's Desk AV Rack Compatible

	D x W x H	MODEL NUMBER Basic Model/ Edge Style	Pull Style Hinge Location	Top Style	Surface Finish	Edge Color	Side Grommet Color	Unit Color	Base	Lock Option	Lock Color	Approx. Packaged Weight	Freight Excluded Pricing	S2, S3 & S4 Steel Front Bow Tie or Metric Pull
 Lectern shown	22" x 22" x 45"	ATRL2222-74P	□□□	□□□	□□□	□□□	□□□	□□	□□□	□□□	□□□	206.0#	$ 1453	$ 1453
KINS **All Terrain Storage Tower AV Rack Compatible** • Landing pad arc points towards user when specified as flat • Landing pad arc points away from user when specified as lectern and has a paper retain on the user side • Finished unit measures 45" high at top • Tower is 22" x 22" • Designed to house a customer provided AV rack • Lockable rear perforated access panel • Designed to accommodate Middle Atlantic Rack CFR-14-16	19" x 19" x 26"	AV.RACK.BL										25.0#	$ 1319	N/A
HRDPT **All Terrain AV Rack** • Designed to fit into the rack compatible teacher's desk • Black only • Middle Atlantic rack CFR14-16														
		Ⓐ	Ⓑ	Ⓒ	Ⓓ	Ⓔ	Ⓕ	Ⓖ	Ⓗ	Ⓘ	Ⓙ			

HOW TO ORDER

Indicate the following information on order form:
1. Quantity of each item.
2. Model number, including options. See "How To Build a Model Number".
3. Any special service required.

Note: • The ☐ indicates that a choice is required.
- The absence of the ☐ indicates that no choice is required.
- Alpha-numeric characters in place of ☐ indicate that no other alternatives are available.

HOW TO BUILD A MODEL NUMBER

Ⓐ Select basic model/edge style.
- **74P** - 74P edge

Ⓑ Select door front/pull style/hinge location.
- **S2L** - Steel/aluminum metric (hinge left)
- **S2R** - Steel/aluminum metric (hinge right)
- **S3L** - Steel/aluminum bow tie (hinge left)
- **S3R** - Steel/aluminum bow tie (hinge right)
- **S4L** - Steel/nickel bow tie (hinge left)
- **S4R** - Steel/nickel bow tie (hinge right)

Ⓒ Select top style.
- **FLT** - Flat top
- **SLP** - Sloped top

Ⓓ Select surface finish.
Refer to the **Product Color Options** page in this price list.

Ⓔ Select edge color.
Refer to the **Product Color Options** page in this price list.

Ⓕ Select side grommet color.
Refer to the **Product Color Options** page in this price list.

Ⓖ Select unit color.
Refer to the **Product Color Options** page in this price list.

Ⓗ Select base option.
- **4CW** - 4 black casters (2 locking)
- **4GB** - 4 black glides

Ⓘ Select lock option.
- **KS** - Key standard
- **NLC** - No lock core
- **KA** - Key alike

Ⓙ Select lock color.
Refer to the **Product Color Options** page in this price list.

SPECIAL SERVICES

Special Carton Marking

With specially marked information N/C

Shipping

Ships **knocked down, FOB Pembroke, ON K8A 0E1, freight excluded.** Freight class 100.

Specifications and prices are subject to change without prior notice.

Instruct® Classroom Furniture (Freight Excluded)

700 Series® Instructor's Desk

Instruct® Classroom Furniture (Freight Excluded)
700 Series® Instructor's Desk

	MODEL	D x W	MODEL NUMBER: Basic Model/ Edge Style	Surface Finish	Edge Color	Unit Color	Approx. Packaged Weight	Freight Excluded Pricing
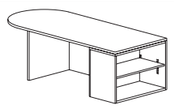 KINS	**700 Series® Instructor's Desk** • End panel and full modesty panel • Integrated 12" bookcase • 74P edge • Unit can be configured with peninsula on the left or right • Unit has one adjustable shelf • Recommend 72" for use when pedestal file is specified, all other components specified separately • Wire pass-through at top of modesty panel • Table surface height is 29"	30" x 66"	700TD3066-74P	□□□	□□□	□□	163.0#	$ 1646
		30" x 72"	700TD3072-74P	□□□	□□□	□□	171.0#	1754
		36" x 66"	700TD3666-74P	□□□	□□□	□□	188.0#	1827
		36" x 72"	700TD3672-74P	□□□	□□□	□□	199.0#	1912
			Ⓐ	Ⓑ	Ⓒ	Ⓓ		

HOW TO ORDER

Indicate the following information on order form:
1. Quantity of each item.
2. Model number, including options. See "How To Build a Model Number".
3. Any special service required.

Note: • The □ indicates that a choice is required.
• The absence of the □ indicates that no choice is required.
• Alpha-numeric characters in place of □ indicate that no other alternatives are available.

HOW TO BUILD A MODEL NUMBER

Ⓐ Select basic model/edge style.
74P - 74P edge

Ⓑ Select surface finish.
Refer to the **Product Color Options** page in this price list.
Surface finish offerings are based on edge style selections.

Ⓒ Select edge color.
Refer to the **Product Color Options** page in this price list.
Edge color offerings are based on edge style selections.

Ⓓ Select unit color.
Refer to the **Product Color Options** page in this price list.

SPECIAL SERVICES

Special Carton Marking

With specially marked information N/C

Shipping

Ships **knocked down, FOB Pembroke, ON K8A 0E1, freight excluded.** Freight class 70.

Specifications and prices are subject to change without prior notice.

Instruct® Classroom Furniture (Freight Excluded)

WorkZone® Instructor's Desk

Instruct® Classroom Furniture (Freight Excluded)
WorkZone® Instructor's Desk

MODEL	MODEL NUMBER: Basic Model/ Edge Style	Dir.	Frame Style	Surface Finish	Edge Color	Unit Color	Lock Option	Lock Color	Insert Color	Approx. Packaged Weight	Freight Excluded Pricing
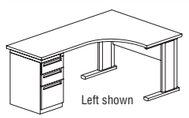 KIWZ	WZTD244866-74P	□	□□	□□□	□□□	□□	□□□	□□□	□□□	219.0#	$ 1776
WorkZone® Instructor's Desk • Square shoe w/integrated pedestal BBF which support long surface • Partial or full modesty on 48" side • Available 29" high only • Adjustable glides • Pedestal color matches units frame color • Streamlined leg only	WZTD244872-74P	□	□□	□□□	□□□	□□	□□□	□□□	□□□	225.0#	1804
	WZTD304866-74P	□	□□	□□□	□□□	□□	□□□	□□□	□□□	237.0#	1935
	WZTD304872-74P	□	□□	□□□	□□□	□□	□□□	□□□	□□□	243.0#	1960
		Ⓑ	Ⓒ	Ⓓ	Ⓔ	Ⓕ	Ⓖ	Ⓗ	Ⓘ		

HOW TO ORDER

Indicate the following information on order form:
1. Quantity of each item.
2. Model number, including options. See "How To Build a Model Number".
3. Any special service required.

Note: • The □ indicates that a choice is required.
- The absence of the □ indicates that no choice is required.
- Alpha-numeric characters in place of □ indicate that no other alternatives are available.

HOW TO BUILD A MODEL NUMBER

Ⓐ Select basic model/edge style.
- **74P** - 74P edge

Ⓑ Select direction.
- **R** - Right hand
- **L** - Left hand

Ⓒ Select frame style.
- **WF** - With full modesty panel; add $178
- **WM** - With modesty panel

Ⓓ Select surface finish.
Refer to the **Product Color Options** page in this price list.
Surface finish offerings are based on edge style selections.

Ⓔ Select edge color.
Refer to the **Product Color Options** page in this price list.
Edge color offerings are based on edge style selections.

Ⓕ Select unit color.
Refer to the **Product Color Options** page in this price list.

Ⓖ Select lock option.
- **KS** - Key standard
- **NLC** - No lock core
- **KA** - Key alike

Ⓗ Select lock color.
Refer to the **Product Color Options** page in this price list.

Ⓘ Select insert color.
Refer to the **Product Color Options** page in this price list.

SPECIAL SERVICES

Special Carton Marking

With specially marked information	N/C

Shipping

Ships **knocked down, FOB Manitowoc, WI 54220, freight excluded.** Freight class 70.

Specifications and prices are subject to change without prior notice.

Instruct® Classroom Furniture (Delivered)

All Terrain® Instructor's Desk

Instruct® Classroom Furniture (Delivered)
All Terrain® Instructor's Desk

	MODEL	D x W	MODEL NUMBER Basic Model/ Edge Style	Dir.	Surface Finish	Edge Color	Unit Color	Approx. Packaged Weight	Delivered Pricing
 Flat Top with Left desk direction shown	**All Terrain® Instructor's Desk** • Unit based on 22"D x 22"W and 35-1/2" high storage tower • Tower is 22" wide • 60", the usable surface is 38" wide • 66", the usable surface is 44" wide • 72", the usable surface is 50" wide • Tower had three adjustable shelves and one rollout shelf at the bottom (rollout shelf will be the same as the specified laminate) • Top of storage tower is a bowed front, flat landing pad • Bow is on user side • Perforated modesty panel • 74P edge • Unit has black grommets to allow wires to be run into and out of the storage tower • Left and right configurations are based on location of worksurface • Back of the tower has ventilation holes for circulation • Table surface height is 29"	30" x 60"	ATTD3060-74P	□	□□□	□□□	□□	177.0#	$ 2762
		30" x 66"	ATTD3066-74P	□	□□□	□□□	□□	188.0#	2864
KINS		30" x 72"	ATTD3072-74P	□	□□□	□□□	□□	201.0#	3027
			Ⓐ	Ⓑ	Ⓒ	Ⓓ	Ⓔ		

HOW TO ORDER

Indicate the following information on order form:
1. Quantity of each item.
2. Model number, including options. See "How To Build a Model Number".
3. Any special service required.

Note: • The □ indicates that a choice is required.
- The absence of the □ indicates that no choice is required.
- Alpha-numeric characters in place of □ indicate that no other alternatives are available.

HOW TO BUILD A MODEL NUMBER

Ⓐ Select basic model/edge style.

74P	- 74P edge

Ⓑ Select desk direction.

L	- Left hand
R	- Right hand

Ⓒ Select surface finish.
Refer to the **Product Color Options** page in this price list.
Surface finish offerings are based on edge style selections.

Ⓓ Select edge color.
Refer to the **Product Color Options** page in this price list.
Edge color offerings are based on edge style selections.

Ⓔ Select unit color.
Refer to the **Product Color Options** page in this price list.

SPECIAL SERVICES

Special Carton Marking

With specially marked information	N/C

Shipping

Ships **knocked down, FOB Pembroke, ON K8A 0E1, freight prepaid** Freight class 100.

Specifications and prices are subject to change without prior notice.

Instruct® Classroom Furniture (Delivered)

All Terrain® Mobile Instructor's Desk

Instruct® Classroom Furniture (Delivered)
All Terrain® Mobile Instructor's Desk

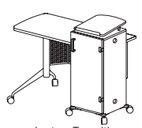

Lectern Top with
Left worksurface shown

KINS

MODEL	D x W x H	MODEL NUMBER: Basic Model/ Edge Style (A)	Worksurface Direction (B)	Pull Style (C)	Surface Finish (D)	Edge Color (E)	Unit Color (F)	Lock Option (G)	Lock Color (H)	Approx. Packaged Weight	NDX No Door	S5 & S6 Steel Front Beveled Pull	S2, S3 & S4 Steel Front Bow Tie or Metric Pull	PD Acrylic Door
All Terrain® Mobile Instructor's Desk • Bowed radius lectern landing pad • Bow is on non-user side with user side being straight with a paper retainer • Finished unit measures 40" at top of lectern. Lectern is flush with table edge • Tower is 18" wide • 54", the usable surface is 36" wide • 60", the usable surface is 42" wide • 66", the usable surface is 48" wide • Perforated modesty panel • Locking door on binder tower when using steel front • 74P edge • Unit has black grommets to allow wires to be run into and out of the storage tower • Two adjustable shelves • Shown with metric pull • Hinge side is always opposite of work-surface direction • Table surface height is 29"	24" x 54" x 40"	ATMTD2454-74P	□□□	□□□	□□□	□□□	□□	□□□	□□□	152.0#	$ 2476	$ 2835	$ 2881	$ 3403
	24" x 60" x 40"	ATMTD2460-74P	□□□	□□□	□□□	□□□	□□	□□□	□□□	158.0#	2546	2917	2964	3503
	24" x 66" x 40"	ATMTD2466-74P	□□□	□□□	□□□	□□□	□□	□□□	□□□	163.0#	2620	2998	3045	3598

HOW TO ORDER

Indicate the following information on order form:
1. Quantity of each item.
2. Model number, including options. See "How To Build a Model Number".
3. Any special service required.

Note: • The □ indicates that a choice is required.
- The absence of the □ indicates that no choice is required.
- Alpha-numeric characters in place of □ indicate that no other alternatives are available.

HOW TO BUILD A MODEL NUMBER

A Select basic model/edge style.
- **74P** - 74P edge

B Select worksurface direction.
- **WSL** - Worksurface Left
- **WSR** - Worksurface Right

C Select door front/pull style.
- **NDX** - No door
- **S5** - Steel/satin chrome beveled pull
- **S6** - Steel/black beveled pull
- **S2** - Steel/aluminum metric
- **S3** - Steel/aluminum bow tie
- **S4** - Steel/nickel bow tie
- **PD** - Frosted Acrylic Door

D Select surface finish.
Refer to the **Product Color Options** page in this price list.
Surface finish offerings are based on edge style selections.

E Select edge color.
Refer to the **Product Color Options** page in this price list.
Edge color offerings are based on edge style selections.

F Select unit color.
Refer to the **Product Color Options** page in this price list.

G Select lock option.
- **KS** - Key standard
- **NLC** - No lock core
- **KA** - Key alike

H Select lock color.
- **BLL** - Black
- **SCL** - Satin Chrome

Refer to the **Product Color Options** page in this price list.

SPECIAL SERVICES

Special Carton Marking

With specially marked information N/C

Shipping

Ships **knocked down, FOB Pembroke, ON K8A 0E1, freight prepaid** Freight class 100.

Specifications and prices are subject to change without prior notice.

Instruct® Classroom Furniture (Delivered)

All Terrain® Instructor's Desk AV Rack Compatible

Instruct® Classroom Furniture (Delivered)
All Terrain® Instructor's Desk AV Rack Compatible



Lectern Top with
Right Worksurface shown

KINS

All Terrain Teacher's Desk (AV Rack Compatible)

- Landing pad arc points towards user when specified as flat
- Landing pad arc points away from user when specified as lectern and has a paper retain on the user side
- Finished unit measures 45" at top of lectern. Lectern is flush with table edge
- Tower width 22"
- 60" the usable surface is 38" wide
- 66" the usable surface is 44" wide
- 72" the usable surface is 50" wide
- Perforated modesty panel
- Designed to house a customer provided AV rack
- Designed to accommodate Middle Atlantic Rack CFR-14-16
- Outriggers are standard with glides or casters
- Lockable rear perforated access panel
- Hinge side is always opposite of worksurface direction
- Table surface height is 29"

	MODEL NUMBER													
D x W x H	Basic Model/ Edge Style	Worksurface Direction	Pull Style	Top Style	Surface Finish	Edge Color	Side Grommet Color	Unit Color	Base	Lock Option	Lock Color	Approx. Packaged Weight	S2, S3 & S4 Steel Front Bow Tie or Metric Pull
28" x 60" x 45"	ATRTD2860-74P	□□□	□□	□□□	□□□	□□□	□□□	□□	□□□	□□□	□□□	174.0#	$ 3069
28" x 66" x 45"	ATRTD2866-74P	□□□	□□	□□□	□□□	□□□	□□□	□□	□□□	□□□	□□□	179.0#	3114
28" x 72" x 45"	ATRTD2872-74P	□□□	□□	□□□	□□□	□□□	□□□	□□	□□□	□□□	□□□	181.0#	3132
		Ⓐ	Ⓑ	Ⓒ	Ⓓ	Ⓔ	Ⓕ	Ⓖ	Ⓗ	Ⓘ	Ⓙ	Ⓚ		

HOW TO ORDER

Indicate the following information on order form:
1. Quantity of each item.
2. Model number, including options. See "How To Build a Model Number".
3. Any special service required.

Note: • The □ indicates that a choice is required.
- The absence of the □ indicates that no choice is required.
- Alpha-numeric characters in place of □ indicate that no other alternatives are available.

HOW TO BUILD A MODEL NUMBER

Ⓐ Select basic model/edge style.
74P - 74P edge

Ⓑ Select worksurface direction.
WSL - Worksurface Left
WSR - Worksurface Right

Ⓒ Select door front/pull style.
S2 - Steel/aluminum metric
S3 - Steel/aluminum bow tie
S4 - Steel/nickel bow tie

Ⓓ Select top style.
FLT - Flat top
SLP - Sloped top

Ⓔ Select surface finish.
Refer to the **Product Color Options** page in this price list.

Ⓕ Select edge color.
Refer to the **Product Color Options** page in this price list.

Ⓖ Select side grommet color.
Refer to the **Product Color Options** page in this price list.

Ⓗ Select unit color.
Refer to the **Product Color Options** page in this price list.

Ⓘ Select base option.
4CW - 4 black casters (2 locking)
4GB - 4 black glides

Ⓙ Select lock option.
KS - Key standard
NLC - No lock core
KA - Key alike

Ⓚ Select lock color.
Refer to the **Product Color Options** page in this price list.

SPECIAL SERVICES

Special Carton Marking

With specially marked information N/C

Shipping

Ships **knocked down, FOB Pembroke, ON K8A 0E1, freight prepaid** Freight class 100.

Specifications and prices are subject to change without prior notice.

Instruct® Classroom Furniture (Delivered)

All Terrain® Instructor's Desk AV Rack Compatible

Instruct® Classroom Furniture (Delivered)
All Terrain® Instructor's Desk AV Rack Compatible

		MODEL NUMBER												
	D x W x H	Basic Model/ Edge Style	Pull Style Hinge Location	Top Style	Surface Finish	Edge Color	Side Grommet Color	Unit Color	Base	Lock Option	Lock Color	Approx. Packaged Weight	Delivered Pricing	S2, S3 & S4 Steel Front Bow Tie or Metric Pull
 Lectern shown	22" x 22" x 45"	ATRL2222-74P	□□□	□□□	□□□	□□□	□□□	□□	□□□	□□□	□□□	206.0#	$ 1597	$ 1597
KINS **All Terrain Storage Tower AV Rack Compatible** • Landing pad arc points towards user when specified as flat • Landing pad arc points away from user when specified as lectern and has a paper retain on the user side • Finished unit measures 45" high at top • Tower is 22" x 22" • Designed to house a customer provided AV rack • Lockable rear perforated access panel • Designed to accommodate Middle Atlantic Rack CFR-14-16	19" x 19" x 26"	AV.RACK.BL										25.0#	$ 1319	N/A
HRDPT **All Terrain AV Rack** • Designed to fit into the rack compatible teacher's desk • Black only • Middle Atlantic rack CFR14-16														
		Ⓐ	Ⓑ	Ⓒ	Ⓓ	Ⓔ	Ⓕ	Ⓖ	Ⓗ	Ⓘ	Ⓙ			

HOW TO ORDER

Indicate the following information on order form:
1. Quantity of each item.
2. Model number, including options. See "How To Build a Model Number".
3. Any special service required.

Note: • The □ indicates that a choice is required.
- The absence of the □ indicates that no choice is required.
- Alpha-numeric characters in place of □ indicate that no other alternatives are available.

HOW TO BUILD A MODEL NUMBER

Ⓐ Select basic model/edge style.
- **74P** - 74P edge

Ⓑ Select door front/pull style/hinge location.
- **S2L** - Steel/aluminum metric (hinge left)
- **S2R** - Steel/aluminum metric (hinge right)
- **S3L** - Steel/aluminum bow tie (hinge left)
- **S3R** - Steel/aluminum bow tie (hinge right)
- **S4L** - Steel/nickel bow tie (hinge left)
- **S4R** - Steel/nickel bow tie (hinge right)

Ⓒ Select top style.
- **FLT** - Flat top
- **SLP** - Sloped top

Ⓓ Select surface finish.
Refer to the **Product Color Options** page in this price list.

Ⓔ Select edge color.
Refer to the **Product Color Options** page in this price list.

Ⓕ Select side grommet color.
Refer to the **Product Color Options** page in this price list.

Ⓖ Select unit color.
Refer to the **Product Color Options** page in this price list.

Ⓗ Select base option.
- **4CW** - 4 black casters (2 locking)
- **4GB** - 4 black glides

Ⓘ Select lock option.
- **KS** - Key standard
- **NLC** - No lock core
- **KA** - Key alike

Ⓙ Select lock color.
Refer to the **Product Color Options** page in this price list.

SPECIAL SERVICES

Special Carton Marking

With specially marked information N/C

Shipping

Ships **knocked down, FOB Pembroke, ON K8A 0E1, freight prepaid** Freight class 100.

Specifications and prices are subject to change without prior notice.

Instruct® Classroom Furniture (Delivered)

700 Series® Instructor's Desk

Instruct® Classroom Furniture (Delivered)
700 Series® Instructor's Desk

	MODEL	D x W	MODEL NUMBER Basic Model/ Edge Style	Surface Finish	Edge Color	Unit Color	Approx. Packaged Weight	Delivered Pricing
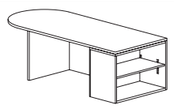 KINS	**700 Series® Instructor's Desk** • End panel and full modesty panel • Integrated 12" bookcase • 74P edge • Unit can be configured with peninsula on the left or right • Unit has one adjustable shelf • Recommend 72" for use when pedestal file is specified, all other components specified separately • Wire pass-through at top of modesty panel • Table surface height is 29"	30" x 66"	700TD3066-74P	□□□	□□□	□□	163.0#	$ 1809
		30" x 72"	700TD3072-74P	□□□	□□□	□□	171.0#	1927
		36" x 66"	700TD3666-74P	□□□	□□□	□□	188.0#	2006
		36" x 72"	700TD3672-74P	□□□	□□□	□□	199.0#	2100
			Ⓐ	Ⓑ	Ⓒ	Ⓓ		

HOW TO ORDER

Indicate the following information on order form:
1. Quantity of each item.
2. Model number, including options. See "How To Build a Model Number".
3. Any special service required.

Note: • The □ indicates that a choice is required.
• The absence of the □ indicates that no choice is required.
• Alpha-numeric characters in place of □ indicate that no other alternatives are available.

HOW TO BUILD A MODEL NUMBER

Ⓐ Select basic model/edge style.
74P - 74P edge

Ⓑ Select surface finish.
Refer to the **Product Color Options** page in this price list.
Surface finish offerings are based on edge style selections.

Ⓒ Select edge color.
Refer to the **Product Color Options** page in this price list.
Edge color offerings are based on edge style selections.

Ⓓ Select unit color.
Refer to the **Product Color Options** page in this price list.

SPECIAL SERVICES

Special Carton Marking

With specially marked information N/C

Shipping

Ships **knocked down, FOB Pembroke, ON K8A 0E1, freight prepaid.** Freight class 70.

Specifications and prices are subject to change without prior notice.

Instruct® Classroom Furniture (Delivered)

WorkZone® Instructor's Desk

Instruct® Classroom Furniture (Delivered)
WorkZone® Instructor's Desk

MODEL	MODEL NUMBER: Basic Model/ Edge Style	Dir.	Frame Style	Surface Finish	Edge Color	Unit Color	Lock Option	Lock Color	Insert Color	Approx. Packaged Weight	Delivered Pricing
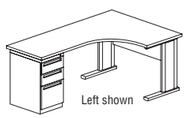 Left shown KIWZ	WZTD244866-74P	□	□□	□□□	□□□	□□	□□□	□□□	□□□	219.0#	$ 1974
WorkZone® Instructor's Desk • Square shoe w/integrated pedestal BBF which support long surface • Partial or full modesty on 48" side • Available 29" high only • Adjustable glides • Pedestal color matches units frame color • Streamlined leg only	WZTD244872-74P	□	□□	□□□	□□□	□□	□□□	□□□	□□□	225.0#	2005
	WZTD304866-74P	□	□□	□□□	□□□	□□	□□□	□□□	□□□	237.0#	2149
	WZTD304872-74P	□	□□	□□□	□□□	□□	□□□	□□□	□□□	243.0#	2179
		Ⓑ	Ⓒ	Ⓓ	Ⓔ	Ⓕ	Ⓖ	Ⓗ	Ⓘ		

HOW TO ORDER

Indicate the following information on order form:
1. Quantity of each item.
2. Model number, including options. See "How To Build a Model Number".
3. Any special service required.

Note: • The □ indicates that a choice is required.
- The absence of the □ indicates that no choice is required.
- Alpha-numeric characters in place of □ indicate that no other alternatives are available.

HOW TO BUILD A MODEL NUMBER

Ⓐ Select basic model/edge style.

74P	- 74P edge

Ⓑ Select direction.

L	- Left hand
R	- Right hand

Ⓒ Select frame style.

WF	- With full modesty panel; add $193
WM	- With modesty panel

Ⓓ Select surface finish.
Refer to the **Product Color Options** page in this price list.
Surface finish offerings are based on edge style selections.

Ⓔ Select edge color.
Refer to the **Product Color Options** page in this price list.
Edge color offerings are based on edge style selections.

Ⓕ Select unit color.
Refer to the **Product Color Options** page in this price list.

Ⓖ Select lock option.

KS	- Key standard
NLC	- No lock core
KA	- Key alike

Ⓗ Select lock color.
Refer to the **Product Color Options** page in this price list.

Ⓘ Select insert color.
Refer to the **Product Color Options** page in this price list.

SPECIAL SERVICES

Special Carton Marking

With specially marked information	N/C

Shipping

Ships **knocked down, FOB Manitowoc, WI 54220, freight prepaid.** Freight class 70.

Specifications and prices are subject to change without prior notice.

1330 Bellevue Street
P.O. Box 8100
Green Bay, WI 54308-8100
800.424.2432
ki.com

KI and Furnishing Knowledge are registered
trademarks of Krueger International, Inc.

© 2020 Krueger International, Inc.
All Rights Reserved.
Code KI-PLW-000407/KI/PDF

Furnishing Knowledge®

INTANDEM®
TABLE SYSTEM

PRICE LIST

January 3, 2011

Updated October 3, 2022

800.424.2432

Contents

Refer to KI Terms & Conditions document or visit ki.com.

Contents

Refer to KI Terms & Conditions document or visit ki.com.

InTandem® Table System

General Information	3
Product Color Options	4
Worksurfaces - Poly Grommet/PowerUp	5
Worksurfaces - Villa Metal Grommet/Power Module	9
End-of-Run/Stand Alone Beams	13
Middle Beams	17
Corner Middle Beams	21
Legs and Wheelchair Kit	23
CPU Clamps	24
Electrical	25

Activ8® System 28

InTandem® Table System

Rectangular Privacy Screens	31
Stand Alone Privacy Screens	32
Corner Privacy Screens	33
Divider Screens	34
Rectangular Curved Privacy Screens	36
Stand Alone Curved Privacy Screen	37
Corner Curved Privacy Screen	38
Curved Divider Screens	39

InTandem® Table System
General Information



Back-to-Back Configuration



Carrel Configuration



Classroom Configuration

Features			
Rectangular worksurfaces	•	•	•
Square or transitional corner worksurfaces	•	•	•
Postformed laminate or urethane edge styles	•	•	•
10-wire power, hard-wire power, non-powered or NY infeed beam options	•	•	•
Optional data covers to conceal data wires	•	•	•
"C" legs in 27", 29", and 38" worksurface heights	•	•	•
10-wire, 6-circuit pre-wired electrical system	•	•	•
Floor or overhead power infeeds available in 8-wire or hard wire	•	•	•
Keyboards, CPU holders, security kits and wheelchair kits available	•	•	•



PowerUp® Module



Closed Grommet



Open Grommet



Back-to-Back Power Access



Beam - Front



Beam - Back



Beam - Interior



Power Infeed



Data Cable Entry



Top Feed



Table-to-Table Connection



Privacy and Divider Screens



Keyboard Tray



CPU Holder



Wheelchair Kit

SPECIFICATIONS

Worksurfaces
Horizontal worksurfaces are constructed of 1-1/8" thick 45# density particleboard with .030 thick high-pressure laminate and .030 thick high-pressure backing sheet. Overall thickness is 1-1/4".

There are three choices of edges offered for InTandem: (74P); Urethane (ME); and Postformed (PL).

Grommets are standard 5-3/4" x 2-1/4" and have a flip-up receding door. Grommets are the same size as PowerUp modules to allow for retrofitting.

Dual-Door Beam
Lay-in access to data cables from the back side of the desk. Access to power and data cables is also available from the front. Beam doors are constructed of .06" thick dual durometer extrusion and pivot at the bottom. Electrical trough is constructed of 16-gauge formed steel. Openings on the back have a 16-gauge steel removable outlet cover. With hard-wire power, the top raceway is covered by a 20-gauge formed steel cover with holes for simplex receptacles. Wiring and connections are supplied by the electrician.

Data trough is constructed of 16-gauge steel. Terminated end of data cables snap into prepunched holes in the data trough. Multiple data plates also snap into the data trough. The customer provides data jacks and data plates. An optional data cover can be specified to cover the data trough. Data cover is constructed of 24-gauge steel. Standard ABS plastic beam end caps enclose the wires on end-of-run and stand-alone beams. Middle and corner middle beam assemblies do not include end caps.

Legs
All legs have vertical wire management capabilities. A reversible vertical wireway is standard on each leg. Steel trim with liquid-tight fittings are available for power infeeds at the bottom of any leg. All legs can be retrofitted in the field. All "C" legs can be used as either end legs or shared legs. "C" legs are used when connecting tables in a row. Vertical leg tube is 2" x 5", 14-gauge formed steel. Nylon glide under toe casting can be adjusted vertically 1/2".

Corner Worksurface Support Leg
Square-shaped leg for transitional corner surface is 2" x 2", 14-gauge steel. One leg is required per worksurface. Wire management is not available on this leg.

PowerUp
PowerUp is a UL Listed, relocatable power tap, which mounts flush into the table top. When flipped up, (cover open), one duplex receptacle and two data ports are exposed. PowerUp is UL Listed (UL1363) as a Temporary Power Tap.

The PowerUp module is 7" long x 3-1/2" wide x 2-1/2" high and fits securely into a 6-1/4" x 3" cutout, still allowing removal without tools. The module is constructed of polycarbonate with a textured finish, meeting UL-VO minimum requirements. The module has two receptacles, rated at 15 Amps/125 Volts and two locations for data connectors. Snap-in data plates hold data connectors and allow the standard module to accommodate most manufacturers. The data connectors are not supplied with the module and are purchased by the customer.

The module has a dampened spring-loaded mechanism allowing the unit to open for use and close when not in use. The power receptacles open above the plane of the worksurface to avoid accidental spills into the receptacle. Data jacks remain stationary to avoid excess wear and tear on the wire connections and promote transmission of data communication. Data ports are molded to accept RJ45 jacks, but can be modified to accept various brands of jacks. The module comes standard with either a 22", 108", or 180" cord and 3-prong plug.

10-Wire Pre-wired Harness
The wiring configurations of the 810-wire systems are as follows: 622-Six hot conductors (12-gauge), two neutral conductors (10-gauge) and two grounds (12-gauge). System provides four 20 amp, 125 volt capacity circuits. All receptacles are rated at 15 amps, 125 volt capacity. Connection diagrams are available. Pre-wired harness plugs into the adjacent table harness for table reconfiguration.

10-Wire Harness - T-Shaped
10-Wire electrical harness of galvanized steel is available for T-shaped configurations. Available for 24", 30" deep worksurfaces.

10-Wire Harness - Back-To-Back
10-Wire electrical harness of galvanized steel is available for back-to-back configurations. Available for table widths 36" and wider.

End-of-Run Beam - NY 10-Wire Infeed
The City of New York 10-Wire Infeed uses a power infeed table beam supplied with a service entry box. Box is 2.25 cubic inches for each of the 10 wires entering from source and leaving to pre-wired harness system. Includes steel trim plate with dual holes for electrical and data entry and six feet of liquid-tight flexible conduit .83 diameter.

Communications Circuitry
Data connectors and wiring must be ordered separately by the customer.

Privacy Screens
Standard 3/4" thick core material. Both sides are laminated with .030" thick high-pressure laminate as standard. All edges are banded with edging. Available in three heights with a straight top edge.

Divider Screens
Standard 3/4" thick core material. Both sides are laminated with .030" thick high-pressure laminate as standard. All edges are banded with edging. Available in three heights with a curved top. Dividers are available only in conjunction with privacy screens.

Wheelchair Accessible Kit
Made of 11-gauge steel. Designed for easy retrofit of existing InTandem units. Available in widths of 42" through 72" and in 29" height to make the overall surface height 32". Standard to fit 30" deep worksurface and the support arms.

*Note: Wheelchair kits for 42" wide tables can only be used when at least one of the legs of the ADA table are in the shared position (one leg shared with an adjoining table).

UL Listing
The InTandem Table System is Listed to applicable UL Standards and requirements by Underwriters Laboratories, Inc. Two of the Standards used to evaluate InTandem Table Units are UL 1286, Office Furnishings and UL 723, Standard for Test for Surface Burning Characteristics of Building Materials.

INFORMATION

Warranty
Refer to KI Terms & Conditions document or visit ki.com

InTandem® Table System
Product Color Options

InTandem® Table System
Product Color Options

Surface Finish--Laminate

Belair	LBQ
Biltmore Cherry	LBT
Black	LBK
Brighton Walnut	LBW
Canyon Zephyr	LCA
Castle Oak	LCO
Casual Linen	LCU
Cherry Storm	LCX
Classic Linen	LCI
Cloud Zephyr	LCL
Cocobala	LCC
Crisp Linen	LRI
Desert Zephyr	LDZ
Dove Grey	LDG
Fired Steel	LIL
Flax Linen	LXF
Florence Walnut	LFC
Forged Steel	LOL
Friston Ash	LFH
Frosty White	LFW
Graphite Nebula	LGN
Grey	LGE
High Rise	LHE
Hollyberry	LHY
Irish Linen	LIH
Island	LID
Italian Silver Ash	LIT
Kensington Maple	LKM
Lapis Blue	LLB
Markerboard White	LMK
Misted Zephyr	LMR
Monticello Maple	LMT
Nickel Evolv	LNV
North Sea	LNA
Ocean	LON
Pearl Bisque	LPB
Pearl Silver	LPS
Pressed Linen	LPR
River Cherry	LRY
Rugged Linen	LRG
Satin Stainless	LSS
Shadow Zephyr	LSR
Silicon evolv	LSV
Sterling Ash	LAZ
Tailored Linen	LTL
Titanium evolv	LTV
White Nebula	LWL
White Sand	LWN
Windsor Mahogany	LWY

Paint Color - Legs, Wireway Cover

Black	BL
Blue Grey	GR
Bronze Metallic	ZM
Cayenne	CY
Champagne Metallic	CM
Cool Grey	CG
Cottonwood	CO
Earthen Clay	EY
Espresso Metallic	EX
Everglade Shade	EV
Flannel	FN
Glitz Metallic	GZ
Hazy Jade	HJ
Honey Bee	HY
Light Tone	LG
Mardi Gras	MG
Misty Brown	MY
Nemo	NE
Nordic	ND
Purple Haze	PH
Rubber Ducky	RK
Sand	SA
Starlight Silver Metallic	SX
Surf's Up	SP
Twilight Shadow	TI
Ultra Blue	UB
Warm Grey	WG
Zesty Lime	ZL

Paint Color - Beams

Black	BL
Blue Grey	GR
Cool Grey	CG
Misty Brown	MY
Sand	SA
Starlight Silver Metallic	SX
Warm Grey	WG

Paint Color - Electrical Infeed

Black	BL
Blue Grey	GR
Sand	SA
Warm Grey	WG

Edge Color for 74P Edge

Belair	EBQ
Biltmore Cherry	EBT
Black	EBL
Blue Grey	EGR
Brighton Walnut	EBW
Castle Oak	ECO
Cayenne	ECY
Cherry Storm	ECX
Cocobala	ECC
Cool Grey	ECG
Earthen Clay	EEY
Everglade Shade	EEV
Flannel	EFN
Florence Walnut	EFC
Friston Ash	EFH
Frosty White	EFW
Hazy Jade	EHJ
Honey Bee	EHY
Italian Silver Ash	EIT
Kensington Maple	EKM
Light Tone	ELG
Mardi Gras	EMG
Misty Brown	EMY
Monticello Maple	EMT
Multiplex	EMB
Nemo	ENE
Nordic	END
Poppy Red	EPR
Purple Haze	EPH
River Cherry	ERY
Rubber Ducky	ERK
Sand	ESA
Sky Blue	ESK
Sterling Ash	EAZ
Surf's Up	ESP
Twilight Shadow	ETI
Ultra Blue	EUB
Warm Grey	EWG
Windsor Mahogany	EWY
Zesty Lime	EZL

Edge Color for ME Edge

Black	EBL
Blue Grey	EGR
Cool Grey	ECG
Flannel	EFN
Misty Brown	EMY
Sand	ESA
Warm Grey	EWG

No edge color selectin for the Postformed (PL) edge.

Power-Up Module/Grommet Color

Black	BL
Blue Grey	GR
Cool Grey	CG
Flannel	FN
Misty Brown	MY
Sand	SA
Warm Grey	WG

Villa Power Module/Grommet Color

Black	BL
Blue Grey	GR
Bronze Metallic	ZM
Champagne Metallic	CM
Cool Grey	CG
Cottonwood	CO
Flannel	FN
Misty Brown	MY
Starlight Silver Metallic	SX
Warm Grey	WG

Activ8 Power-Up Module Color

Black	BL
Blue Grey	GR
Cool Grey	CG
Flannel	FN
Misty Brown	MY
Sand	SA
Warm Grey	WG

Activ8 Villa Module Color

Black	BL
Blue Grey	GR
Bronze Metallic	ZM
Champagne Metallic	CM
Cool Grey	CG
Cottonwood	CO
Flannel	FN
Misty Brown	MY
Starlight Silver Metallic	SX
Warm Grey	WG

Activ8 Villa Module (No Cover) Color

Black	BL

Finish Cards
View color swatches for items listed within this document.

Paints **Wood/Veneer** **Molded Edges** **Hard Plastics**
Plastics/Poly **Laminates** **Edge Styles** **Glass**

Certain options referenced may not be available on GSA Schedule.

InTandem® Table System
Worksurfaces - Poly Grommet/PowerUp

KI

InTandem® Table System
Worksurfaces - Poly Grommet/PowerUp

	MODEL	D x W	MODEL NUMBER: Basic Model	Edge Style Ⓑ	Top Power Feed Ⓒ	No. of PowerUp Modules Ⓓ	Grommet/ Module Color Ⓔ	Surface Finish Ⓕ	Edge Color Ⓖ	Approx. Packaged Weight	74P Edge (74P)	Postformed Edge (PL)	Urethane Edge (ME)
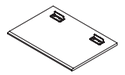 ITWS	**Rectangular (Non-Powered Beam)-Two Grommets** • 1-1/4" solid core top with plastic laminate surface • 2-1/4" x 5-3/4" grommet for wire management is standard • PowerUp® module can be ordered in place of grommet • Legs are attached to the worksurface through threaded steel inserts • PowerUp® modules with non-powered beams include a 108" cord • Beams and legs must be specified separately	24 x 24"	ITWS2424/NB	□□□	□	□	□□	□□□	□□□	22.0#	$ 359	$ 384	N/A
		24 x 30"	ITWS2430/NB	□□□	□	□	□□	□□□	□□□	26.0#	372	396	N/A
		24 x 36"	ITWS2436/NB	□□□	□	□	□□	□□□	□□□	31.0#	402	428	550
		24 x 42"	ITWS2442/NB	□□□	□	□	□□	□□□	□□□	36.0#	438	464	591
		24 x 48"	ITWS2448/NB	□□□	□	□	□□	□□□	□□□	41.0#	449	476	611
		24 x 54"	ITWS2454/NB	□□□	□	□	□□	□□□	□□□	46.0#	548	573	N/A
		24 x 60"	ITWS2460/NB	□□□	□	□	□□	□□□	□□□	51.0#	597	619	688
		24 x 66"	ITWS2466/NB	□□□	□	□	□□	□□□	□□□	56.0#	602	627	730
		24 x 72"	ITWS2472/NB	□□□	□	□	□□	□□□	□□□	61.0#	611	637	767
		30 x 24"	ITWS3024/NB	□□□	□	□	□□	□□□	□□□	26.0#	372	396	N/A
		30 x 30"	ITWS3030/NB	□□□	□	□	□□	□□□	□□□	32.0#	389	411	N/A
		30 x 36"	ITWS3036/NB	□□□	□	□	□□	□□□	□□□	38.0#	418	441	602
		30 x 42"	ITWS3042/NB	□□□	□	□	□□	□□□	□□□	40.0#	470	492	646
		30 x 48"	ITWS3048/NB	□□□	□	□	□□	□□□	□□□	50.0#	481	507	668
		30 x 54"	ITWS3054/NB	□□□	□	□	□□	□□□	□□□	57.0#	575	600	N/A
		30 x 60"	ITWS3060/NB	□□□	□	□	□□	□□□	□□□	63.0#	610	634	754
		30 x 66"	ITWS3066/NB	□□□	□	□	□□	□□□	□□□	70.0#	627	649	N/A
		30 x 72"	ITWS3072/NB	□□□	□	□	□□	□□□	□□□	75.0#	629	652	846
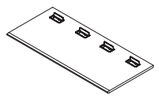 ITWS	**Rectangular (Non-Powered Beam)-Four Grommets** • 1-1/4" solid core top with plastic laminate surface • 2-1/4" x 5-3/4" grommet for wire management is standard • PowerUp® module can be ordered in place of grommet • Legs are attached to the worksurface through threaded steel inserts • PowerUp® modules with non-powered beams include a 108" cord • Beams and legs must be specified separately	24 x 60"	ITWQ2460/NB	□□□	□	□	□□	□□□	□□□	51.0#	$ 620	$ 645	$ 688
		24 x 66"	ITWQ2466/NB	□□□	□	□	□□	□□□	□□□	56.0#	627	649	730
		24 x 72"	ITWQ2472/NB	□□□	□	□	□□	□□□	□□□	61.0#	628	651	793
		30 x 60"	ITWQ3060/NB	□□□	□	□	□□	□□□	□□□	63.0#	637	661	754
		30 x 66"	ITWQ3066/NB	□□□	□	□	□□	□□□	□□□	70.0#	646	672	N/A
		30 x 72"	ITWQ3072/NB	□□□	□	□	□□	□□□	□□□	75.0#	658	679	864
				Ⓐ	Ⓑ	Ⓒ	Ⓓ	Ⓔ	Ⓕ	Ⓖ			

HOW TO ORDER

Indicate the following information on order form:
1. Quantity of each item.
2. Model number, including options. See "How To Build a Model Number".
3. Any special service required.

Note: • The □ indicates that a choice is required.
- The absence of the □ indicates that no choice is required.
- Alpha-numeric characters in place of □ indicate that no other alternatives are available.

HOW TO BUILD A MODEL NUMBER

Ⓐ Select basic model.

Ⓑ Select edge style.

74P	- 74P edge
PL	- Postformed edge
ME	- Urethane edge

Ⓒ Select top power feed.

N	- No power
L	- Left power
R	- Right power

Ⓓ Select number of PowerUp modules.

0	- No PowerUp module
1	- One PowerUp module; add $160
2	- Two PowerUp modules; add $315

Ⓔ Select PowerUp module/grommet color.
Refer to the **Product Color Options** page in this price list.

Ⓕ Select surface finish.
Refer to the **Product Color Options** page in this price list.
Surface finish offerings are based on edge style selections.

Ⓖ Select edge color.
Refer to the **Product Color Options** page in this price list.
Edge color offerings are based on edge style selections.

FINISH INFORMATION

Additional Laminate Offering
Additional laminates beyond KI standard offering, are available with two weeks extended leadtime.
To specify additional laminates, use these designators followed by the supplier's color/pattern code:

Formica - LF/supplier's color pattern code
Nevamar - LN/supplier's color pattern code
Wilsonart - LW/supplier's color pattern code

KI's standard finish is the supplier's recommended finish for that color/pattern.
Note: Nonstandard laminates from these suppliers (example: textured laminates), require an upcharge and additional leadtime.
Contact KI.

SPECIAL SERVICES

Special Carton Marking

With specially marked information	N/C

Shipping
Ships **knocked down, FOB Bonduel, WI 54107, freight prepaid.** Freight class 70.

Specifications and prices are subject to change without prior notice.

InTandem® Table System
Worksurfaces - Poly Grommet/PowerUp

KI

InTandem® Table System
Worksurfaces - Poly Grommet/PowerUp

	MODEL	D x W	MODEL NUMBER Basic Model	Edge Style	Top Power Feed	No. of PowerUp Modules	Grommet/ Module Color	Surface Finish	Edge Color	Approx. Packaged Weight	74P Edge (74P)	Postformed Edge (PL)	Urethane Edge (ME)
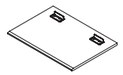 ITWS	**Rectangular (Powered Beam)-Two Grommets** • 1-1/4" solid core top with plastic laminate surface • 2-1/4" x 5-3/4" grommet for wire management is standard • PowerUp® module can be ordered in place of grommet • Legs are attached to the worksurface through threaded steel inserts • PowerUp® modules with powered beams include a 22" cord • Beams and legs must be specified separately	24 x 24"	ITWS2424/PB	□□□	□	□	□□	□□□	□□□	22.0#	$ 359	$ 384	N/A
		24 x 30"	ITWS2430/PB	□□□	□	□	□□	□□□	□□□	26.0#	372	396	N/A
		24 x 36"	ITWS2436/PB	□□□	□	□	□□	□□□	□□□	31.0#	402	428	550
		24 x 42"	ITWS2442/PB	□□□	□	□	□□	□□□	□□□	36.0#	438	464	591
		24 x 48"	ITWS2448/PB	□□□	□	□	□□	□□□	□□□	41.0#	449	476	611
		24 x 54"	ITWS2454/PB	□□□	□	□	□□	□□□	□□□	46.0#	548	573	N/A
		24 x 60"	ITWS2460/PB	□□□	□	□	□□	□□□	□□□	51.0#	597	619	688
		24 x 66"	ITWS2466/PB	□□□	□	□	□□	□□□	□□□	56.0#	602	627	730
		24 x 72"	ITWS2472/PB	□□□	□	□	□□	□□□	□□□	61.0#	611	637	767
		30 x 24"	ITWS3024/PB	□□□	□	□	□□	□□□	□□□	26.0#	372	396	N/A
		30 x 30"	ITWS3030/PB	□□□	□	□	□□	□□□	□□□	32.0#	389	411	N/A
		30 x 36"	ITWS3036/PB	□□□	□	□	□□	□□□	□□□	38.0#	418	441	602
		30 x 42"	ITWS3042/PB	□□□	□	□	□□	□□□	□□□	40.0#	470	492	646
		30 x 48"	ITWS3048/PB	□□□	□	□	□□	□□□	□□□	50.0#	481	507	668
		30 x 54"	ITWS3054/PB	□□□	□	□	□□	□□□	□□□	57.0#	575	600	N/A
		30 x 60"	ITWS3060/PB	□□□	□	□	□□	□□□	□□□	63.0#	610	634	754
		30 x 66"	ITWS3066/PB	□□□	□	□	□□	□□□	□□□	70.0#	627	649	N/A
		30 x 72"	ITWS3072/PB	□□□	□	□	□□	□□□	□□□	75.0#	629	652	846
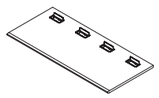 ITWS	**Rectangular (Powered Beam)-Four Grommets** • 1-1/4" solid core top with plastic laminate surface • 2-1/4" x 5-3/4" grommet for wire management is standard • PowerUp® module can be ordered in place of grommet • Legs are attached to the worksurface through threaded steel inserts • PowerUp® modules with powered beams include a 22" cord • Beams and legs must be specified separately	24 x 60"	ITWQ2460/PB	□□□	□	□	□□	□□□	□□□	51.0#	$ 620	$ 645	$ 688
		24 x 66"	ITWQ2466/PB	□□□	□	□	□□	□□□	□□□	56.0#	627	649	730
		24 x 72"	ITWQ2472/PB	□□□	□	□	□□	□□□	□□□	61.0#	628	651	793
		30 x 60"	ITWQ3060/PB	□□□	□	□	□□	□□□	□□□	63.0#	637	661	754
		30 x 66"	ITWQ3066/PB	□□□	□	□	□□	□□□	□□□	70.0#	646	672	N/A
		30 x 72"	ITWQ3072/PB	□□□	□	□	□□	□□□	□□□	75.0#	658	679	864
				Ⓐ	Ⓑ	Ⓒ	Ⓓ	Ⓔ	Ⓕ	Ⓖ			

HOW TO ORDER

Indicate the following information on order form:
1. Quantity of each item.
2. Model number, including options. See "How To Build a Model Number".
3. Any special service required.

Note: • The □ indicates that a choice is required.
- The absence of the □ indicates that no choice is required.
- Alpha-numeric characters in place of □ indicate that no other alternatives are available.

HOW TO BUILD A MODEL NUMBER

Ⓐ Select basic model.

Ⓑ Select edge style.

74P	- 74P edge
PL	- Postformed edge
ME	- Urethane edge

Ⓒ Select top power feed.

N	- No power
L	- Left power
R	- Right power

Ⓓ Select number of PowerUp modules.

0	- No PowerUp module
1	- One PowerUp module; add $134
2	- Two PowerUp modules; add $269

Ⓔ Select PowerUp module/grommet color.
Refer to the **Product Color Options** page in this price list.

Ⓕ Select surface finish.
Refer to the **Product Color Options** page in this price list.
Surface finish offerings are based on edge style selections.

Ⓖ Select edge color.
Refer to the **Product Color Options** page in this price list.
Edge color offerings are based on edge style selections.

FINISH INFORMATION

Additional Laminate Offering
Additional laminates beyond KI standard offering, are available with two weeks extended leadtime.
To specify additional laminates, use these designators followed by the supplier's color/pattern code:

Formica - LF/supplier's color pattern code
Nevamar - LN/supplier's color pattern code
Wilsonart - LW/supplier's color pattern code

KI's standard finish is the supplier's recommended finish for that color/pattern.
Note: Nonstandard laminates from these suppliers (example: textured laminates), require an upcharge and additional leadtime.
Contact KI.

SPECIAL SERVICES

Special Carton Marking

With specially marked information	N/C

Shipping
Ships **knocked down, FOB Bonduel, WI 54107, freight prepaid.** Freight class 70.

Specifications and prices are subject to change without prior notice.

InTandem® Table System

Worksurfaces - Poly Grommet/PowerUp

InTandem® Table System
Worksurfaces - Poly Grommet/PowerUp

	MODEL	D x W	MODEL NUMBER: Basic Model	Edge Style	Top Power Feed	No. of PowerUp Modules	Grommet/ Module Color	Surface Finish	Edge Color	Approx. Packaged Weight	74P Edge (74P)	Postformed Edge (PL)
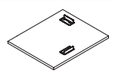 ITWS	**Corner (Non-Powered Beam) Square** • One support leg required per corner surface to be ordered separately • Corner surfaces are not available with urethane edge • Square corners are not available with powered beams • Square corners are not available with PowerUp® modules • Square corner surfaces have all four edges covered with matching flat .024" edge banding	24 x 24"	ITSC2424/NB	□□□	□	□	□□	□□□	□□□	22.0#	$ 534	$ 557
		30 x 30"	ITSC3030/NB	□□□	□	□	□□	□□□	□□□	32.0#	602	627
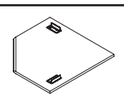 ITWS	**Corner (Non-Powered Beam) Transitional** • One support leg required per corner surface to be ordered separately • Corner surfaces are not available with urethane edge • Transitional corners come standard with two grommets • Transitional corner surfaces have edges on side and rear covered with matching flat .024" edge banding	24 x 36"	ITTC2436/NB	□□□	□	□	□□	□□□	□□□	45.0#	$ 973	$ 998
		24 x 42"	ITTC2442/NB	□□□	□	□	□□	□□□	□□□	62.0#	1159	1182
		30 x 42"	ITTC3042/NB	□□□	□	□	□□	□□□	□□□	62.0#	1338	1364
			Ⓐ	Ⓑ	Ⓒ	Ⓓ	Ⓔ	Ⓕ	Ⓖ			

HOW TO ORDER

Indicate the following information on order form:
1. Quantity of each item.
2. Model number, including options. See "How To Build a Model Number".
3. Any special service required.

Note: • The □ indicates that a choice is required.
• The absence of the □ indicates that no choice is required.
• Alpha-numeric characters in place of □ indicate that no other alternatives are available.

HOW TO BUILD A MODEL NUMBER

Ⓐ Select basic model.

Ⓑ Select edge style.

74P	- 74P edge
PL	- Postformed edge

Ⓒ Select top power feed.

N	- No power
L	- Left power
R	- Right power

Ⓓ Select number of PowerUp modules.

0	- No PowerUp module
1	- One PowerUp module; add $160
2	- Two PowerUp modules; add $315

Ⓔ Select PowerUp module/grommet color.
Refer to the **Product Color Options** page in this price list.

Ⓕ Select surface finish.
Refer to the **Product Color Options** page in this price list.
Surface finish offerings are based on edge style selections.

Ⓖ Select edge color.
Refer to the **Product Color Options** page in this price list.
Edge color offerings are based on edge style selections.

FINISH INFORMATION

Additional Laminate Offering

Additional laminates beyond KI standard offering, are available with two weeks extended leadtime. To specify additional laminates, use these designators followed by the supplier's color/pattern code:

Formica - LF/supplier's color pattern code
Nevamar - LN/supplier's color pattern code
Wilsonart - LW/supplier's color pattern code

KI's standard finish is the supplier's recommended finish for that color/pattern.
Note: Nonstandard laminates from these suppliers (example: textured laminates), require an upcharge and additional leadtime.
Contact KI.

SPECIAL SERVICES

Special Carton Marking

With specially marked information	N/C

Shipping

Ships **knocked down, FOB Bonduel, WI 54107, freight prepaid.** Freight class 70.

Specifications and prices are subject to change without prior notice.

InTandem® Table System
Worksurfaces - Poly Grommet/PowerUp

InTandem® Table System
Worksurfaces - Poly Grommet/PowerUp

	MODEL	D x W	MODEL NUMBER: Basic Model	Edge Style	Top Power Feed	No. of PowerUp Modules	Grommet/ Module Color	Surface Finish	Edge Color	Approx. Packaged Weight	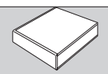 74P Edge (74P)	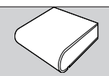 Postformed Edge (PL)
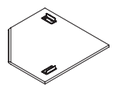 ITWS	**Corner (Powered Beam) Transitional** • One support leg required per corner surface to be ordered separately • Corner surfaces are not available with urethane edge • Transitional corners come standard with two grommets • Transitional corner surfaces have edges on side and rear covered with matching flat .024" edge banding	24 x 36"	ITTC2436/PB	□□□	□	□	□□	□□□	□□□	45.0#	$ 973	$ 998
		24 x 42"	ITTC2442/PB	□□□	□	□	□□	□□□	□□□	62.0#	1159	1182
		30 x 42"	ITTC3042/PB	□□□	□	□	□□	□□□	□□□	62.0#	1338	1364
				Ⓐ	Ⓑ	Ⓒ	Ⓓ	Ⓔ	Ⓕ	Ⓖ		

HOW TO ORDER

Indicate the following information on order form:
1. Quantity of each item.
2. Model number, including options. See "How To Build a Model Number".
3. Any special service required.

Note: • The □ indicates that a choice is required.
• The absence of the □ indicates that no choice is required.
• Alpha-numeric characters in place of □ indicate that no other alternatives are available.

HOW TO BUILD A MODEL NUMBER

Ⓐ Select basic model.

Ⓑ Select edge style.

74P	- 74P edge
PL	- Postformed edge

Ⓒ Select top power feed.

N	- No power
L	- Left power
R	- Right power

Ⓓ Select number of PowerUp modules.

0	- No PowerUp module
1	- One PowerUp module; add $134
2	- Two PowerUp modules; add $269

Ⓔ Select PowerUp module/grommet color.
Refer to the **Product Color Options** page in this price list.

Ⓕ Select surface finish.
Refer to the **Product Color Options** page in this price list.
Surface finish offerings are based on edge style selections.

Ⓖ Select edge color.
Refer to the **Product Color Options** page in this price list.
Edge color offerings are based on edge style selections.

FINISH INFORMATION

Additional Laminate Offering
Additional laminates beyond KI standard offering, are available with two weeks extended leadtime.
To specify additional laminates, use these designators followed by the supplier's color/pattern code:

Formica - LF/supplier's color pattern code
Nevamar - LN/supplier's color pattern code
Wilsonart - LW/supplier's color pattern code

KI's standard finish is the supplier's recommended finish for that color/pattern.
Note: Nonstandard laminates from these suppliers (example: textured laminates), require an upcharge and additional leadtime.
Contact KI.

SPECIAL SERVICES

Special Carton Marking

With specially marked information	N/C

Shipping
Ships **knocked down, FOB Bonduel, WI 54107, freight prepaid.** Freight class 70.

Specifications and prices are subject to change without prior notice.

InTandem® Table System

Worksurfaces - Villa Metal Grommet/Power Module

InTandem® Table System

Worksurfaces - Villa Metal Grommet/Power Module

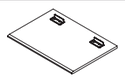

IVWS

Rectangular (Non-Powered Beam)-Two Grommets

- 1-1/4" solid core top with plastic laminate surface
- Legs are attached to the worksurface through threaded steel inserts
- Power modules with non-powered beams include a 108" cord
- Beams and legs must be specified separately

MODEL	D x W	MODEL NUMBER: Basic Model	Edge Style	Top Power Feed	No. of PowerUp Modules	Grommet/ Module Color	Surface Finish	Edge Color	Approx. Packaged Weight	74P Edge (74P)	Postformed Edge (PL)	Urethane Edge (ME)
	24 x 24"	IVWS2424/NB	□□□	□	□□	□□	□□□	□□□	22.0#	$ 359	$ 384	N/A
	24 x 30"	IVWS2430/NB	□□□	□	□□	□□	□□□	□□□	26.0#	372	396	N/A
	24 x 36"	IVWS2436/NB	□□□	□	□□	□□	□□□	□□□	31.0#	402	428	550
	24 x 42"	IVWS2442/NB	□□□	□	□□	□□	□□□	□□□	36.0#	438	464	591
	24 x 48"	IVWS2448/NB	□□□	□	□□	□□	□□□	□□□	41.0#	449	476	611
	24 x 54"	IVWS2454/NB	□□□	□	□□	□□	□□□	□□□	46.0#	548	573	N/A
	24 x 60"	IVWS2460/NB	□□□	□	□□	□□	□□□	□□□	51.0#	597	619	688
	24 x 66"	IVWS2466/NB	□□□	□	□□	□□	□□□	□□□	56.0#	602	627	730
	24 x 72"	IVWS2472/NB	□□□	□	□□	□□	□□□	□□□	61.0#	611	637	767
	30 x 24"	IVWS3024/NB	□□□	□	□□	□□	□□□	□□□	26.0#	372	396	N/A
	30 x 30"	IVWS3030/NB	□□□	□	□□	□□	□□□	□□□	32.0#	389	411	N/A
	30 x 36"	IVWS3036/NB	□□□	□	□□	□□	□□□	□□□	38.0#	418	441	602
	30 x 42"	IVWS3042/NB	□□□	□	□□	□□	□□□	□□□	40.0#	470	492	646
	30 x 48"	IVWS3048/NB	□□□	□	□□	□□	□□□	□□□	50.0#	481	507	668
	30 x 54"	IVWS3054/NB	□□□	□	□□	□□	□□□	□□□	57.0#	575	600	N/A
	30 x 60"	IVWS3060/NB	□□□	□	□□	□□	□□□	□□□	63.0#	610	634	754
	30 x 66"	IVWS3066/NB	□□□	□	□□	□□	□□□	□□□	70.0#	627	649	N/A
	30 x 72"	IVWS3072/NB	□□□	□	□□	□□	□□□	□□□	75.0#	629	652	846
			Ⓐ	Ⓑ	Ⓒ	Ⓓ	Ⓔ	Ⓕ	Ⓖ			

HOW TO ORDER

Indicate the following information on order form:
1. Quantity of each item.
2. Model number, including options. See "How To Build a Model Number".
3. Any special service required.

Note: • The □ indicates that a choice is required.
- The absence of the □ indicates that no choice is required.
- Alpha-numeric characters in place of □ indicate that no other alternatives are available.

HOW TO BUILD A MODEL NUMBER

Ⓐ Select basic model.

Ⓑ Select edge style.

74P	- 74P edge
PL	- Postformed edge
ME	- Urethane edge

Ⓒ Select top power feed.

N	- No power
L	- Left power
R	- Right power

Ⓓ Select number of power modules.
No Villa modules on 24" wide worksurfaces (grommets only)

0V	- No power module (two metal Villa grommets only); add $177
1V	- One Villa module w/USB and grommet and one Villa grommet; add $514
2V	- Two Villa modules w/USB and grommets; add $851
0C	- Cutouts only-for single circuit use (grommet not included)

Ⓔ Select power module/grommet color.
Refer to the **Product Color Options** page in this price list.

Ⓕ Select surface finish.
Refer to the **Product Color Options** page in this price list.
Surface finish offerings are based on edge style selections.

Ⓖ Select edge color.
Refer to the **Product Color Options** page in this price list.
Edge color offerings are based on edge style selections.

FINISH INFORMATION

Additional Laminate Offering

Additional laminates beyond KI standard offering, are available with two weeks extended leadtime. To specify additional laminates, use these designators followed by the supplier's color/pattern code:

Formica - LF/supplier's color pattern code
Nevamar - LN/supplier's color pattern code
Wilsonart - LW/supplier's color pattern code

KI's standard finish is the supplier's recommended finish for that color/pattern.
Note: Nonstandard laminates from these suppliers (example: textured laminates), require an upcharge and additional leadtime.
Contact KI.

SPECIAL SERVICES

Special Carton Marking

With specially marked information N/C

Shipping

Ships **knocked down, FOB Bonduel, WI 54107, freight prepaid.** Freight class 70.

Specifications and prices are subject to change without prior notice.

InTandem® Table System

Worksurfaces - Villa Metal Grommet/Power Module

InTandem® Table System

Worksurfaces - Villa Metal Grommet/Power Module

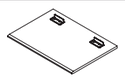

IVWS

Rectangular (Powered Beam)-Two Grommets

- 1-1/4" solid core top with plastic laminate surface
- Legs are attached to the worksurface through threaded steel inserts
- Power modules with powered beams include a 36" cord
- Beams and legs must be specified separately

MODEL	D x W	MODEL NUMBER: Basic Model (A)	Edge Style (B)	Top Power Feed (C)	No. of PowerUp Modules (D)	Grommet/ Module Color (E)	Surface Finish (F)	Edge Color (G)	Approx. Packaged Weight	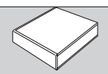 74P Edge (74P)	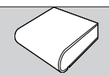 Postformed Edge (PL)	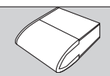 Urethane Edge (ME)
	24 x 24"	IVWS2424/PB	□□□	□	□□	□□	□□□	□□□	22.0#	$ 359	$ 384	N/A
	24 x 30"	IVWS2430/PB	□□□	□	□□	□□	□□□	□□□	26.0#	372	396	N/A
	24 x 36"	IVWS2436/PB	□□□	□	□□	□□	□□□	□□□	31.0#	402	428	550
	24 x 42"	IVWS2442/PB	□□□	□	□□	□□	□□□	□□□	36.0#	438	464	591
	24 x 48"	IVWS2448/PB	□□□	□	□□	□□	□□□	□□□	41.0#	449	476	611
	24 x 54"	IVWS2454/PB	□□□	□	□□	□□	□□□	□□□	46.0#	548	573	N/A
	24 x 60"	IVWS2460/PB	□□□	□	□□	□□	□□□	□□□	51.0#	597	619	688
	24 x 66"	IVWS2466/PB	□□□	□	□□	□□	□□□	□□□	56.0#	602	627	730
	24 x 72"	IVWS2472/PB	□□□	□	□□	□□	□□□	□□□	61.0#	611	637	767
	30 x 24"	IVWS3024/PB	□□□	□	□□	□□	□□□	□□□	26.0#	372	396	N/A
	30 x 30"	IVWS3030/PB	□□□	□	□□	□□	□□□	□□□	32.0#	389	411	N/A
	30 x 36"	IVWS3036/PB	□□□	□	□□	□□	□□□	□□□	38.0#	418	441	602
	30 x 42"	IVWS3042/PB	□□□	□	□□	□□	□□□	□□□	40.0#	470	492	646
	30 x 48"	IVWS3048/PB	□□□	□	□□	□□	□□□	□□□	50.0#	481	507	668
	30 x 54"	IVWS3054/PB	□□□	□	□□	□□	□□□	□□□	57.0#	575	600	N/A
	30 x 60"	IVWS3060/PB	□□□	□	□□	□□	□□□	□□□	63.0#	610	634	754
	30 x 66"	IVWS3066/PB	□□□	□	□□	□□	□□□	□□□	70.0#	627	649	N/A
	30 x 72"	IVWS3072/PB	□□□	□	□□	□□	□□□	□□□	75.0#	629	652	846
			Ⓐ	Ⓑ	Ⓒ	Ⓓ	Ⓔ	Ⓕ	Ⓖ			

HOW TO ORDER

Indicate the following information on order form:
1. Quantity of each item.
2. Model number, including options. See "How To Build a Model Number".
3. Any special service required.

Note: • The □ indicates that a choice is required.
- The absence of the □ indicates that no choice is required.
- Alpha-numeric characters in place of □ indicate that no other alternatives are available.

HOW TO BUILD A MODEL NUMBER

Ⓐ Select basic model.

Ⓑ Select edge style.

74P	- 74P edge
PL	- Postformed edge
ME	- Urethane edge

Ⓒ Select top power feed.

N	- No power
L	- Left power
R	- Right power

Ⓓ Select number of power modules.
No Villa modules on 24" wide worksurfaces (grommets only)

0V	- No power module (two metal Villa grommets only); add $177
1V	- One Villa module w/USB and grommet and one Villa grommet; add $514
2V	- Two Villa modules w/USB and grommets; add $851
0C	- Cutouts only-for single circuit use (grommet not included)

Ⓔ Select power module/grommet color.
Refer to the **Product Color Options** page in this price list.

Ⓕ Select surface finish.
Refer to the **Product Color Options** page in this price list.
Surface finish offerings are based on edge style selections.

Ⓖ Select edge color.
Refer to the **Product Color Options** page in this price list.
Edge color offerings are based on edge style selections.

FINISH INFORMATION

Additional Laminate Offering

Additional laminates beyond KI standard offering, are available with two weeks extended leadtime. To specify additional laminates, use these designators followed by the supplier's color/pattern code:

Formica - LF/supplier's color pattern code
Nevamar - LN/supplier's color pattern code
Wilsonart - LW/supplier's color pattern code

KI's standard finish is the supplier's recommended finish for that color/pattern.
Note: Nonstandard laminates from these suppliers (example: textured laminates), require an upcharge and additional leadtime.
Contact KI.

SPECIAL SERVICES

Special Carton Marking

With specially marked information	N/C

Shipping

Ships **knocked down, FOB Bonduel, WI 54107, freight prepaid.** Freight class 70.

Specifications and prices are subject to change without prior notice.

InTandem® Table System

Worksurfaces - Villa Metal Grommet/Power Module

InTandem® Table System

Worksurfaces - Villa Metal Grommet/Power Module

	MODEL	D x W	MODEL NUMBER: Basic Model (A)	Edge Style (B)	Top Power Feed (C)	No. of PowerUp Modules (D)	Grommet/ Module Color (E)	Surface Finish (F)	Edge Color (G)	Approx. Packaged Weight	74P Edge (74P)	Postformed Edge (PL)
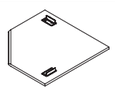 IVWS	**Corner (Non-Powered Beam) Transitional** • One support leg required per corner surface to be ordered separately • Corner surfaces are not available with urethane edge • Transitional corners come standard with two metal grommets • Transitional corner surfaces have edges on side and rear covered with matching flat .024" edge banding	24 x 36"	IVTC2436/NB	□□□	□	□□	□□	□□□	□□□	45.0#	$ 973	$ 998
		24 x 42"	IVTC2442/NB	□□□	□	□□	□□	□□□	□□□	62.0#	1159	1182
		30 x 42"	IVTC3042/NB	□□□	□	□□	□□	□□□	□□□	62.0#	1338	1364
			Ⓐ	Ⓑ	Ⓒ	Ⓓ	Ⓔ	Ⓕ	Ⓖ			

HOW TO ORDER

Indicate the following information on order form:
1. Quantity of each item.
2. Model number, including options. See "How To Build a Model Number".
3. Any special service required.

Note: • The □ indicates that a choice is required.
- The absence of the □ indicates that no choice is required.
- Alpha-numeric characters in place of □ indicate that no other alternatives are available.

HOW TO BUILD A MODEL NUMBER

Ⓐ Select basic model.

Ⓑ Select edge style.

74P	- 74P edge
PL	- Postformed edge

Ⓒ Select top power feed.

N	- No power
L	- Left power
R	- Right power

Ⓓ Select number of power modules.

0V	- No power module (two metal Villa grommets only); add $177
1V	- One Villa module w/USB and grommet and one Villa grommet; add $514
2V	- Two Villa modules w/USB and grommets; add $851
0C	- Cutouts only-for single circuit use (grommet not included)

Ⓔ Select power module/grommet color.
Refer to the **Product Color Options** page in this price list.

Ⓕ Select surface finish.
Refer to the **Product Color Options** page in this price list.
Surface finish offerings are based on edge style selections.

Ⓖ Select edge color.
Refer to the **Product Color Options** page in this price list.
Edge color offerings are based on edge style selections.

FINISH INFORMATION

Additional Laminate Offering

Additional laminates beyond KI standard offering, are available with two weeks extended leadtime. To specify additional laminates, use these designators followed by the supplier's color/pattern code:

Formica - LF/supplier's color pattern code
Nevamar - LN/supplier's color pattern code
Wilsonart - LW/supplier's color pattern code

KI's standard finish is the supplier's recommended finish for that color/pattern.
Note: Nonstandard laminates from these suppliers (example: textured laminates), require an upcharge and additional leadtime.
Contact KI.

SPECIAL SERVICES

Special Carton Marking

With specially marked information	N/C

Shipping

Ships **knocked down, FOB Bonduel, WI 54107, freight prepaid.** Freight class 70.

Specifications and prices are subject to change without prior notice.

InTandem® Table System
Worksurfaces - Villa Metal Grommet/Power Module

InTandem® Table System
Worksurfaces - Villa Metal Grommet/Power Module

	MODEL	D x W	MODEL NUMBER: Basic Model	Edge Style	Top Power Feed	No. of PowerUp Modules	Grommet/ Module Color	Surface Finish	Edge Color	Approx. Packaged Weight	74P Edge (74P)	Postformed Edge (PL)
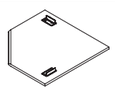 IVWS	**Corner (Powered Beam) Transitional** • One support leg required per corner surface to be ordered separately • Corner surfaces are not available with urethane edge • Transitional corners come standard with two metal grommets • Transitional corner surfaces have edges on side and rear covered with matching flat .024" edge banding	24 x 36"	IVTC2436/PB	□□□	□	□□	□□	□□□	□□□	45.0#	$ 973	$ 998
		24 x 42"	IVTC2442/PB	□□□	□	□□	□□	□□□	□□□	62.0#	1159	1182
		30 x 42"	IVTC3042/PB	□□□	□	□□	□□	□□□	□□□	62.0#	1338	1364
				Ⓑ	Ⓒ	Ⓓ	Ⓔ	Ⓕ	Ⓖ			

HOW TO ORDER

Indicate the following information on order form:
1. Quantity of each item.
2. Model number, including options. See "How To Build a Model Number".
3. Any special service required.

Note: • The □ indicates that a choice is required.
- The absence of the □ indicates that no choice is required.
- Alpha-numeric characters in place of □ indicate that no other alternatives are available.

HOW TO BUILD A MODEL NUMBER

Ⓐ Select basic model.

Ⓑ Select edge style.

74P	- 74P edge
PL	- Postformed edge

Ⓒ Select top power feed.

N	- No power
L	- Left power
R	- Right power

Ⓓ Select number of power modules.

0V	- No power module (two metal Villa grommets only); add $177
1V	- One Villa module w/USB and grommet and one Villa grommet; add $514
2V	- Two Villa modules w/USB and grommets; add $851
OC	- Cutouts only-for single circuit use (grommet not included)

Ⓔ Select power module/grommet color.
Refer to the **Product Color Options** page in this price list.

Ⓕ Select surface finish.
Refer to the **Product Color Options** page in this price list.
Surface finish offerings are based on edge style selections.

Ⓖ Select edge color.
Refer to the **Product Color Options** page in this price list.
Edge color offerings are based on edge style selections.

FINISH INFORMATION

Additional Laminate Offering
Additional laminates beyond KI standard offering, are available with two weeks extended leadtime.
To specify additional laminates, use these designators followed by the supplier's color/pattern code:

Formica - LF/supplier's color pattern code
Nevamar - LN/supplier's color pattern code
Wilsonart - LW/supplier's color pattern code

KI's standard finish is the supplier's recommended finish for that color/pattern.
Note: Nonstandard laminates from these suppliers (example: textured laminates), require an upcharge and additional leadtime.
Contact KI.

SPECIAL SERVICES

Special Carton Marking

With specially marked information	N/C

Shipping
Ships **knocked down, FOB Bonduel, WI 54107, freight prepaid.** Freight class 70.

Specifications and prices are subject to change without prior notice.

InTandem® Table System
End-of-Run/Stand Alone Beams

InTandem® Table System
End-of-Run/Stand Alone Beams

	MODEL	Features	W	MODEL NUMBER Basic Model	MODEL NUMBER Beam Color	Approx. Packaged Weight	Delivered Pricing
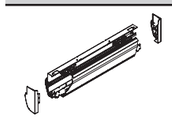 ITSB	**End-of-Run Stand Alone Beam - 10-Wire (T6) - Without Data Cover (ND)** • Includes beam end caps • Data jacks/connectors, connection plates and wiring are not included. Beams are pre-punched to accept most data plates. • Duplex receptacles, infeeds and connectors must be ordered separately (see Electrical section)		24”	ITSB24/T6/ND	□□	7.0#	$ 434
			30”	ITSB30/T6/ND	□□	8.0#	471
			36”	ITSB36/T6/ND	□□	9.0#	541
			42”	ITSB42/T6/ND	□□	11.0#	585
			48”	ITSB48/T6/ND	□□	12.0#	629
			54”	ITSB54/T6/ND	□□	14.0#	662
			60”	ITSB60/T6/ND	□□	18.0#	916
			66”	ITSB66/T6/ND	□□	21.0#	966
			72”	ITSB72/T6/ND	□□	23.0#	1037
		Quad	60”	ITSQ60/T6/ND	□□	19.0#	1191
		Quad	66”	ITSQ66/T6/ND	□□	22.0#	1244
		Quad	72”	ITSQ72/T6/ND	□□	24.0#	1298
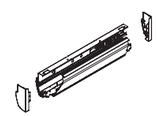 ITSB	**End-of-Run Stand Alone Beam - Hard-Wire (HC) - Without Data Cover (ND)** • Includes beam end caps • Hard-wire beams include simplex receptacles • Must specify hard-wire infeed separately • Electrician to supply wires and connectors		24”	ITSB24/HC/ND	□□	5.0#	$ 402
			30”	ITSB30/HC/ND	□□	6.0#	461
			36”	ITSB36/HC/ND	□□	7.0#	483
			42”	ITSB42/HC/ND	□□	9.0#	546
			48”	ITSB48/HC/ND	□□	10.0#	606
			54”	ITSB54/HC/ND	□□	12.0#	637
			60”	ITSB60/HC/ND	□□	13.0#	731
			66”	ITSB66/HC/ND	□□	15.0#	784
			72”	ITSB72/HC/ND	□□	19.0#	852
				Ⓐ	Ⓑ		

HOW TO ORDER

Indicate the following information on order form:
1. Quantity of each item.
2. Model number, including options. See “How To Build a Model Number”.
3. Any special service required.

Note: • The □ indicates that a choice is required.
- The absence of the □ indicates that no choice is required.
- Alpha-numeric characters in place of □ indicate that no other alternatives are available.

HOW TO BUILD A MODEL NUMBER

Ⓐ Select basic model.

Ⓑ Select beam color.
Refer to the **Product Color Options** page in this price list.

Beam Receptacle Requirements

Beam Length	10-Wire: Duplex on front of beam	Hard-Wire: Simplex on front of beam
24"	1	2
30"	1	2
36"	2	4
42"	2	4
48"	2	4
54"	2	4
60"	2/4	8
66"	2/4	8
72"	2/4	8

SPECIAL SERVICES

Special Carton Marking

With specially marked information N/C

Shipping

Ships **knocked down, FOB Bonduel, WI 54107, freight prepaid.** Freight class 70.

Specifications and prices are subject to change without prior notice.

InTandem® Table System
End-of-Run/Stand Alone Beams

InTandem® Table System
End-of-Run/Stand Alone Beams

	MODEL	Features	W	MODEL NUMBER Basic Model	MODEL NUMBER Beam Color	Approx. Packaged Weight	Delivered Pricing
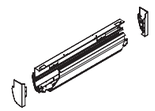 ITSB	**End-of-Run Stand Alone Beam - No Power (NN) - Without Data Cover (ND)** • Includes beam end caps • Data jacks/connectors, connection plates and wiring are not included. Beams are pre-punched to accept most data plates.		24”	ITSB24/NN/ND	□□	3.0#	$ 313
			30”	ITSB30/NN/ND	□□	4.0#	330
			36”	ITSB36/NN/ND	□□	5.0#	346
			42”	ITSB42/NN/ND	□□	7.0#	388
			48”	ITSB48/NN/ND	□□	8.0#	421
			54”	ITSB54/NN/ND	□□	10.0#	437
			60”	ITSB60/NN/ND	□□	13.0#	469
			66”	ITSB66/NN/ND	□□	13.0#	505
			72”	ITSB72/NN/ND	□□	23.0#	563
		Quad	60”	ITSQ60/NN/ND	□□	19.0#	528
		Quad	66”	ITSQ66/NN/ND	□□	22.0#	563
		Quad	72”	ITSQ72/NN/ND	□□	24.0#	626
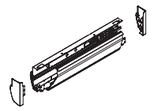 ITSB	**End-of-Run Stand Alone Beam - Hard-Wire (HC) - Without Data Cover (ND)** • Includes beam end caps • For NY infeed, left or right is determined by placement of the infeed leg when seated at the table • NY beam is 10-wire beam infeed for use in New York City by the Bureau of Electrical Control Advisory Board. Includes connection box, flexible conduit and all fittings necessary to connect to building power source. Does not include infeed wiring.	Left	36”	ITSB36/NYLT6/ND	□□	11.0#	$ 1116
		Right	36”	ITSB36/NYRT6/ND	□□	11.0#	1116
		Left	42”	ITSB42/NYLT6/ND	□□	13.0#	1231
		Right	42”	ITSB42/NYRT6/ND	□□	13.0#	1231
		Left	48”	ITSB48/NYLT6/ND	□□	14.0#	1259
		Right	48”	ITSB48/NYRT6/ND	□□	14.0#	1259
		Left	54”	ITSB54/NYLT6/ND	□□	16.0#	1296
		Right	54”	ITSB54/NYRT6/ND	□□	16.0#	1296
		Left	60”	ITSB60/NYLT6/ND	□□	20.0#	1329
		Right	60”	ITSB60/NYRT6/ND	□□	20.0#	1329
		Left	66”	ITSB66/NYLT6/ND	□□	23.0#	1371
		Right	66”	ITSB66/NYRT6/ND	□□	23.0#	1371
		Left	72”	ITSB72/NYLT6/ND	□□	25.0#	1440
		Right	72”	ITSB72/NYRT6/ND	□□	25.0#	1440

Ⓐ Ⓑ

HOW TO ORDER

Indicate the following information on order form:
1. Quantity of each item.
2. Model number, including options. See “How To Build a Model Number”.
3. Any special service required.

Note: • The □ indicates that a choice is required.
- The absence of the □ indicates that no choice is required.
- Alpha-numeric characters in place of □ indicate that no other alternatives are available.

HOW TO BUILD A MODEL NUMBER

Ⓐ Select basic model.

Ⓑ Select beam color.
Refer to the **Product Color Options** page in this price list.

Beam Receptacle Requirements

	New York 10-Wire
Beam Length	Duplex Receptacles
36"	1
42"	1
48"	1
54"	2
60"	2
66"	2
72"	4

When back-to-back electrical is utilized with the New York 10-Wire System, one additional receptacle can be added to each size beam length for the back (instructor) side of the beam.

SPECIAL SERVICES

Special Carton Marking

With specially marked information N/C

Shipping

Ships **knocked down, FOB Bonduel, WI 54107, freight prepaid.** Freight class 70.

Specifications and prices are subject to change without prior notice.

InTandem® Table System
End-of-Run/Stand Alone Beams

InTandem® Table System
End-of-Run/Stand Alone Beams

	MODEL	Features	W	MODEL NUMBER Basic Model	MODEL NUMBER Beam Color	Approx. Packaged Weight	Delivered Pricing
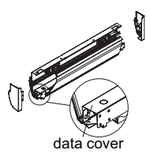 data cover ITSB	**End-of-Run Stand Alone Beam - 10-Wire (T6) - With Data Cover (DC)** • Includes beam end caps • Data jacks/connectors, connection plates and wiring are not included. Beams are pre-punched to accept most data plates • Duplex receptacles, infeeds and connectors must be ordered separately (see Electrical section) • Data covers conceal data wires in trough		24"	ITSB24/T6/DC	☐☐	7.0#	$ 494
			30"	ITSB30/T6/DC	☐☐	8.0#	538
			36"	ITSB36/T6/DC	☐☐	9.0#	619
			42"	ITSB42/T6/DC	☐☐	11.0#	675
			48"	ITSB48/T6/DC	☐☐	12.0#	721
			54"	ITSB54/T6/DC	☐☐	14.0#	758
			60"	ITSB60/T6/DC	☐☐	18.0#	1052
			66"	ITSB66/T6/DC	☐☐	21.0#	1123
			72"	ITSB72/T6/DC	☐☐	23.0#	1194
		Quad	60"	ITSQ60/T6/DC	☐☐	19.0#	1329
		Quad	66"	ITSQ66/T6/DC	☐☐	22.0#	1403
		Quad	72"	ITSQ72/T6/DC	☐☐	24.0#	1455
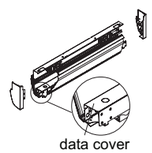 data cover ITSB	**End-of-Run Stand Alone Beam - Hard-Wire (HC) - With Data Cover (DC)** • Includes beam end caps • Hard-wire beams include simplex receptacles • Must specify hard-wire infeed separately • Electrician to supply wires and connectors • Data covers conceal data wires in trough		24"	ITSB24/HC/DC	☐☐	5.0#	$ 469
			30"	ITSB30/HC/DC	☐☐	6.0#	525
			36"	ITSB36/HC/DC	☐☐	7.0#	565
			42"	ITSB42/HC/DC	☐☐	9.0#	634
			48"	ITSB48/HC/DC	☐☐	10.0#	697
			54"	ITSB54/HC/DC	☐☐	12.0#	735
			60"	ITSB60/HC/DC	☐☐	13.0#	871
			66"	ITSB66/HC/DC	☐☐	15.0#	939
			72"	ITSB72/HC/DC	☐☐	19.0#	1008
				Ⓐ	Ⓑ		

HOW TO ORDER

Indicate the following information on order form:
1. Quantity of each item.
2. Model number, including options. See "How To Build a Model Number".
3. Any special service required.

Note: • The ☐ indicates that a choice is required.
- The absence of the ☐ indicates that no choice is required.
- Alpha-numeric characters in place of ☐ indicate that no other alternatives are available.

HOW TO BUILD A MODEL NUMBER

Ⓐ Select basic model.

Ⓑ Select beam color.
Refer to the **Product Color Options** page in this price list.

Beam Receptacle Requirements

Beam Length	10-Wire: Duplex on front of beam	Hard-Wire: Simplex on front of beam
24"	1	2
30"	1	2
36"	2	4
42"	2	4
48"	2	4
54"	2	4
60"	2/4	8
66"	2/4	8
72"	2/4	8

SPECIAL SERVICES

Special Carton Marking

With specially marked information N/C

Shipping

Ships **knocked down, FOB Bonduel, WI 54107, freight prepaid.** Freight class 70.

Specifications and prices are subject to change without prior notice.

InTandem® Table System
End-of-Run/Stand Alone Beams

InTandem® Table System
End-of-Run/Stand Alone Beams

	MODEL	Features	W	MODEL NUMBER Basic Model	MODEL NUMBER Beam Color	Approx. Packaged Weight	Delivered Pricing
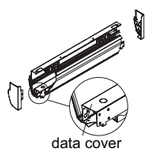 ITSB	**End-of-Run Stand Alone Beam - No Power (NN) - With Data Cover (DC)** • Includes beam end caps • Data jacks/connectors, connection plates and wiring are not included. Beams are pre-punched to accept most data plates. • Data covers conceal data wires in trough		24”	ITSB24/NN/DC	□□	3.0#	$ 373
			30”	ITSB30/NN/DC	□□	4.0#	396
			36”	ITSB36/NN/DC	□□	5.0#	429
			42”	ITSB42/NN/DC	□□	7.0#	477
			48”	ITSB48/NN/DC	□□	8.0#	509
			54”	ITSB54/NN/DC	□□	10.0#	539
			60”	ITSB60/NN/DC	□□	13.0#	605
			66”	ITSB66/NN/DC	□□	13.0#	661
			72”	ITSB72/NN/DC	□□	23.0#	724
		Quad	60”	ITSQ60/NN/DC	□□	19.0#	667
		Quad	66”	ITSQ66/NN/DC	□□	22.0#	721
		Quad	72”	ITSQ72/NN/DC	□□	24.0#	784
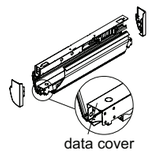 ITSB	**End-of-Run Stand Alone Beam - NY Infeed (NYL) - With Data Cover (DC)** • Includes beam end caps • For NY infeed, left or right is determined by placement of the infeed leg when seated at the table • NY beam is 10-wire beam infeed for use in New York City by the Bureau of Electrical Control Advisory Board. Includes connection box to connect to building power source. Does not include infeed wiring.	Left	36”	ITSB36/NYLT6/DC	□□	11.0#	$ 1196
		Right	36”	ITSB36/NYRT6/DC	□□	11.0#	1196
		Left	42”	ITSB42/NYLT6/DC	□□	13.0#	1315
		Right	42”	ITSB42/NYRT6/DC	□□	13.0#	1315
		Left	48”	ITSB48/NYLT6/DC	□□	14.0#	1355
		Right	48”	ITSB48/NYRT6/DC	□□	14.0#	1355
		Left	54”	ITSB54/NYLT6/DC	□□	16.0#	1397
		Right	54”	ITSB54/NYRT6/DC	□□	16.0#	1397
		Left	60”	ITSB60/NYLT6/DC	□□	20.0#	1464
		Right	60”	ITSB60/NYRT6/DC	□□	20.0#	1464
		Left	66”	ITSB66/NYLT6/DC	□□	23.0#	1527
		Right	66”	ITSB66/NYRT6/DC	□□	23.0#	1527
		Left	72”	ITSB72/NYLT6/DC	□□	25.0#	1602
		Right	72”	ITSB72/NYRT6/DC	□□	25.0#	1602
				Ⓐ	Ⓑ		

HOW TO ORDER

Indicate the following information on order form:
1. Quantity of each item.
2. Model number, including options. See “How To Build a Model Number”.
3. Any special service required.

Note: • The □ indicates that a choice is required.
- The absence of the □ indicates that no choice is required.
- Alpha-numeric characters in place of □ indicate that no other alternatives are available.

HOW TO BUILD A MODEL NUMBER

Ⓐ Select basic model.

Ⓑ Select beam color.
Refer to the **Product Color Options** page in this price list.

Beam Receptacle Requirements

Beam Length	New York 10-Wire Duplex Receptacles
36"	1
42"	1
48"	1
54"	2
60"	2
66"	2
72"	4

When back-to-back electrical is utilized with the New York 10-Wire System, one additional receptacle can be added to each size beam length for the back (instructor) side of the beam.

SPECIAL SERVICES

Special Carton Marking

With specially marked information N/C

Shipping

Ships **knocked down, FOB Bonduel, WI 54107, freight prepaid.** Freight class 70.

Specifications and prices are subject to change without prior notice.

InTandem® Table System
Middle Beams

InTandem® Table System
Middle Beams

	MODEL	Features	W	MODEL NUMBER Basic Model	MODEL NUMBER Beam Color	Approx. Packaged Weight	Delivered Pricing
 ITMB	**Middle Beam - 10-Wire (T6) - Without Data Cover (ND)** • Does not include beam end caps • Data jacks/connectors, connection plates and wiring are not included. Beams are pre-punched to accept most data plates • Duplex receptacles, infeeds and connectors must be ordered separately. (See Electrical section)		24"	ITMB24/T6/ND	□□	7.0#	$ 410
			30"	ITMB30/T6/ND	□□	8.0#	442
			36"	ITMB36/T6/ND	□□	9.0#	548
			42"	ITMB42/T6/ND	□□	11.0#	557
			48"	ITMB48/T6/ND	□□	12.0#	606
			54"	ITMB54/T6/ND	□□	14.0#	628
			60"	ITMB60/T6/ND	□□	18.0#	875
			66"	ITMB66/T6/ND	□□	21.0#	930
			72"	ITMB72/T6/ND	□□	23.0#	994
		Quad	60"	ITMQ60/T6/ND	□□	19.0#	1149
		Quad	66"	ITMQ66/T6/ND	□□	22.0#	1210
		Quad	72"	ITMQ72/T6/ND	□□	24.0#	1248
 ITMB	**Middle Beam - Hard-Wire (HC) - Without Data Cover (ND)** • Does not include beam end caps • Hard-wire beams include simplex receptacles • Must specify hard-wire infeed separately • Electrician to supply wires and connectors		24"	ITMB24/HC/ND	□□	5.0#	$ 383
			30"	ITMB30/HC/ND	□□	6.0#	437
			36"	ITMB36/HC/ND	□□	7.0#	455
			42"	ITMB42/HC/ND	□□	9.0#	515
			48"	ITMB48/HC/ND	□□	10.0#	577
			54"	ITMB54/HC/ND	□□	12.0#	608
			60"	ITMB60/HC/ND	□□	13.0#	699
			66"	ITMB66/HC/ND	□□	15.0#	754
			72"	ITMB72/HC/ND	□□	19.0#	822
					Ⓐ	Ⓑ	

HOW TO ORDER

Indicate the following information on order form:
1. Quantity of each item.
2. Model number, including options. See "How To Build a Model Number".
3. Any special service required.

Note: • The □ indicates that a choice is required.
- The absence of the □ indicates that no choice is required.
- Alpha-numeric characters in place of □ indicate that no other alternatives are available.

HOW TO BUILD A MODEL NUMBER

Ⓐ Select basic model.

Ⓑ Select beam color.
Refer to the **Product Color Options** page in this price list.

Beam Receptacle Requirements

Beam Length	10-Wire: Duplex on front of beam	Hard-Wire: Simplex on front of beam
24"	1	2
30"	1	2
36"	2	4
42"	2	4
48"	2	4
54"	2	4
60"	2/4	8
66"	2/4	8
72"	2/4	8

SPECIAL SERVICES

Special Carton Marking

With specially marked information N/C

Shipping

Ships **knocked down, FOB Bonduel, WI 54107, freight prepaid.** Freight class 70.

Specifications and prices are subject to change without prior notice.

InTandem® Table System
Middle Beams

InTandem® Table System
Middle Beams

	MODEL	Features	W	MODEL NUMBER Basic Model	MODEL NUMBER Beam Color	Approx. Packaged Weight	Delivered Pricing
 ITMB	**Middle Beam - No Power (NN) - Without Data Cover (ND)** • Does not include beam end caps		24”	ITMB24/NN/ND	☐☐	3.0#	$ 288
			30”	ITMB30/NN/ND	☐☐	4.0#	308
			36”	ITMB36/NN/ND	☐☐	5.0#	321
			42”	ITMB42/NN/ND	☐☐	7.0#	362
			48”	ITMB48/NN/ND	☐☐	8.0#	389
			54”	ITMB54/NN/ND	☐☐	10.0#	410
			60”	ITMB60/NN/ND	☐☐	11.0#	437
			66”	ITMB66/NN/ND	☐☐	13.0#	476
			72”	ITMB72/NN/ND	☐☐	14.0#	536
		Quad	60”	ITMQ60/NN/ND	☐☐	18.0#	495
		Quad	66”	ITMQ66/NN/ND	☐☐	21.0#	538
		Quad	72”	ITMQ72/NN/ND	☐☐	23.0#	591
				Ⓐ	Ⓑ		

HOW TO ORDER

Indicate the following information on order form:
1. Quantity of each item.
2. Model number, including options. See “How To Build a Model Number”.
3. Any special service required.

Note: • The ☐ indicates that a choice is required.
- The absence of the ☐ indicates that no choice is required.
- Alpha-numeric characters in place of ☐ indicate that no other alternatives are available.

HOW TO BUILD A MODEL NUMBER

Ⓐ Select basic model.

Ⓑ Select beam color.
Refer to the **Product Color Options** page in this price list.

SPECIAL SERVICES

Special Carton Marking

With specially marked information N/C

Shipping

Ships **knocked down, FOB Bonduel, WI 54107, freight prepaid.** Freight class 70.

Specifications and prices are subject to change without prior notice.

InTandem® Table System
Middle Beams

InTandem® Table System
Middle Beams

	MODEL	Features	W	MODEL NUMBER Basic Model	MODEL NUMBER Beam Color	Approx. Packaged Weight	Delivered Pricing
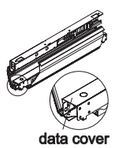 ITMB	**Middle Beam - 10-Wire (T6) - With Data Cover (DC)** • Does not include beam end caps • Data jacks/connectors, connection plates and wiring are not included. Beams are pre-punched to accept most data plates • Duplex receptacles, infeeds and connectors must be ordered separately. (See Electrical section.) • Data covers conceal data wires in trough		24"	ITMB24/T6/DC	☐☐	7.0#	$ 475
			30"	ITMB30/T6/DC	☐☐	8.0#	509
			36"	ITMB36/T6/DC	☐☐	9.0#	632
			42"	ITMB42/T6/DC	☐☐	11.0#	646
			48"	ITMB48/T6/DC	☐☐	12.0#	697
			54"	ITMB54/T6/DC	☐☐	14.0#	727
			60"	ITMB60/T6/DC	☐☐	18.0#	1007
			66"	ITMB66/T6/DC	☐☐	21.0#	1087
			72"	ITMB72/T6/DC	☐☐	23.0#	1153
		Quad	60"	ITMQ60/T6/DC	☐☐	19.0#	1287
		Quad	66"	ITMQ66/T6/DC	☐☐	22.0#	1370
		Quad	72"	ITMQ72/T6/DC	☐☐	24.0#	1411
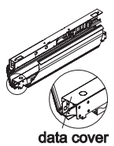 ITMB	**Middle Beam - Hard-Wire (HC) - With Data Cover (DC)** • Does not include beam end caps • Hard-wire beams include simplex receptacles • Must specify hard-wire infeed separately • Electrician to supply wires and connectors • Data covers conceal data wires in trough		24"	ITMB24/HC/DC	☐☐	5.0#	$ 442
			30"	ITMB30/HC/DC	☐☐	6.0#	505
			36"	ITMB36/HC/DC	☐☐	7.0#	541
			42"	ITMB42/HC/DC	☐☐	9.0#	606
			48"	ITMB48/HC/DC	☐☐	10.0#	670
			54"	ITMB54/HC/DC	☐☐	12.0#	707
			60"	ITMB60/HC/DC	☐☐	13.0#	834
			66"	ITMB66/HC/DC	☐☐	15.0#	914
			72"	ITMB72/HC/DC	☐☐	19.0#	983
				Ⓐ	Ⓑ		

HOW TO ORDER

Indicate the following information on order form:
1. Quantity of each item.
2. Model number, including options. See "How To Build a Model Number".
3. Any special service required.

Note: • The ☐ indicates that a choice is required.
- The absence of the ☐ indicates that no choice is required.
- Alpha-numeric characters in place of ☐ indicate that no other alternatives are available.

HOW TO BUILD A MODEL NUMBER

Ⓐ Select basic model.

Ⓑ Select beam color.
Refer to the **Product Color Options** page in this price list.

Beam Receptacle Requirements

Beam Length	10-Wire: Duplex on front of beam	Hard-Wire: Simplex on front of beam
24"	1	2
30"	1	2
36"	2	4
42"	2	4
48"	2	4
54"	2	4
60"	2/4	8
66"	2/4	8
72"	2/4	8

SPECIAL SERVICES

Special Carton Marking

With specially marked information N/C

Shipping

Ships **knocked down, FOB Bonduel, WI 54107, freight prepaid.** Freight class 70.

Specifications and prices are subject to change without prior notice.

InTandem® Table System
Middle Beams

InTandem® Table System
Middle Beams

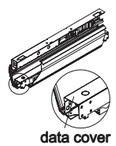

ITMB

MODEL	Features	W	MODEL NUMBER Basic Model (A)	MODEL NUMBER Beam Color (B)	Approx. Packaged Weight	Delivered Pricing
Middle Beam - No Power (NN) - With Data Cover (DC) • Does not include beam end caps • Data connectors, connection plates and wiring are not included. Beams are pre-punched to accept most data plates • Data covers conceal data wires in trough		24”	ITMB24/NN/DC	□□	3.0#	$ 351
		30”	ITMB30/NN/DC	□□	4.0#	372
		36”	ITMB36/NN/DC	□□	5.0#	401
		42”	ITMB42/NN/DC	□□	7.0#	444
		48”	ITMB48/NN/DC	□□	8.0#	481
		54”	ITMB54/NN/DC	□□	10.0#	509
		60”	ITMB60/NN/DC	□□	11.0#	574
		66”	ITMB66/NN/DC	□□	13.0#	632
		72”	ITMB72/NN/DC	□□	14.0#	690
	Quad	60”	ITMQ60/NN/DC	□□	18.0#	634
	Quad	66”	ITMQ66/NN/DC	□□	21.0#	690
	Quad	72”	ITMQ72/NN/DC	□□	23.0#	753

HOW TO ORDER

Indicate the following information on order form:
1. Quantity of each item.
2. Model number, including options. See “How To Build a Model Number”.
3. Any special service required.

Note: • The □ indicates that a choice is required.
- The absence of the □ indicates that no choice is required.
- Alpha-numeric characters in place of □ indicate that no other alternatives are available.

HOW TO BUILD A MODEL NUMBER

A Select basic model.

B Select beam color.
Refer to the **Product Color Options** page in this price list.

SPECIAL SERVICES

Special Carton Marking

With specially marked information	N/C

Shipping

Ships **knocked down, FOB Bonduel, WI 54107, freight prepaid.** Freight class 70.

Specifications and prices are subject to change without prior notice.

InTandem® Table System
Corner Middle Beams

InTandem® Table System
Corner Middle Beams

	MODEL	W	MODEL NUMBER Basic Model	MODEL NUMBER Beam Color	Approx. Packaged Weight	Delivered Pricing
 ITCB	**Corner Middle Beam - 10-Wire (T6) - Without Data Cover (ND)** • Does not include beam end caps • Data jacks/connectors, connection plates and wiring are not included. Beams are pre-punched to accept most data plates. • Support legs are required for corner beams and must be ordered separately. • Duplex receptacles, infeeds and connectors must be ordered separately (See Electrical section) • Corner beams with 10-wire electrical include a pass through cable on the right side. This elimates the need for a worksurface to worksurface connector on the right.	24"	ITCB24/T6/ND	□□	17.0#	$ 1532
		30"	ITCB30/T6/ND	□□	20.0#	1602
		36"	ITCB36/T6/ND	□□	23.0#	1752
		42"	ITCB42/T6/ND	□□	26.0#	1832
 ITCB	**Corner Middle Beam - Hard-Wire (HC) - Without Data Cover (ND)** • Does not include beam end caps • Hard-wire beams include simplex receptacles • Support legs are required for corner beams and must be ordered separately • Must specify hard-wire infeed separately • Electrician to supply wires and connectors	24"	ITCB24/HC/ND	□□	13.0#	$ 1454
		30"	ITCB30/HC/ND	□□	16.0#	1520
		36"	ITCB36/HC/ND	□□	19.0#	1663
		42"	ITCB42/HC/ND	□□	22.0#	1740
 ITCB	**Corner Middle Beam - No Power (NN) - Without Data Cover (ND)** • Does not include beam end caps. • Support legs are required for corner beams and must be ordered separately	24"	ITCB24/NN/ND	□□	9.0#	$ 1044
		30"	ITCB30/NN/ND	□□	12.0#	1092
		36"	ITCB36/NN/ND	□□	15.0#	1215
		42"	ITCB42/NN/ND	□□	18.0#	1306
			Ⓐ	Ⓑ		

HOW TO ORDER

Indicate the following information on order form:
1. Quantity of each item.
2. Model number, including options. See "How To Build a Model Number".
3. Any special service required.

Note: • The □ indicates that a choice is required.
- The absence of the □ indicates that no choice is required.
- Alpha-numeric characters in place of □ indicate that no other alternatives are available.

HOW TO BUILD A MODEL NUMBER

Ⓐ Select basic model.

Ⓑ Select beam color.
Refer to the **Product Color Options** page in this price list.

Beam Receptacle Requirements

Beam Length	10-Wire: Duplex on front of beam	Hard-Wire: Simplex on front of beam
24"	0	0
30"	1	2
36"	1	2
42"	2	4

Note:
24" corner beams for both 10-Wire and Hard-Wire power include power pass through only.

SPECIAL SERVICES

Special Carton Marking

With specially marked information N/C

Shipping

Ships **knocked down, FOB Bonduel, WI 54107, freight prepaid.** Freight class 70.

Specifications and prices are subject to change without prior notice.

InTandem® Table System
Corner Middle Beams

InTandem® Table System
Corner Middle Beams

	MODEL	W	MODEL NUMBER Basic Model (A)	MODEL NUMBER Beam Color (B)	Approx. Packaged Weight	Delivered Pricing
 ITCB	**Corner Middle Beam - 10-Wire (T6) - With Data Cover (DC)** • Does not include beam end caps • Data jacks/connectors, connection plates and wiring are not included. Beams are pre-punched to accept most data plates • Support legs are required for corner beams and must be ordered separately • Duplex receptacles, infeeds and connectors must be ordered separately • Corner beams with 10-wire electrical include a pass through cable on the right side. This eliminates the need for a worksurface to worksurface connector on the right • Data covers conceal data wires in trough	24”	ITCB24/T6/DC	□□	17.0#	$ 1741
		30”	ITCB30/T6/DC	□□	20.0#	1822
		36”	ITCB36/T6/DC	□□	23.0#	1994
		42”	ITCB42/T6/DC	□□	26.0#	2094
 ITCB	**Corner Middle Beam - Hard-Wire (HC) - With Data Cover (DC)** • Does not include beam end caps • Hard wire beams include simplex receptacles • Must specify hard-wire infeed separately • Electrician to supply wires and connectors • Data covers conceal data wires in trough • Support legs are required for corner beams and must be ordered separately	24”	ITCB24/HC/DC	□□	13.0#	$ 1660
		30”	ITCB30/HC/DC	□□	16.0#	1730
		36”	ITCB36/HC/DC	□□	19.0#	1897
		42”	ITCB42/HC/DC	□□	22.0#	1988
 ITCB	**Corner Middle Beam - No Power (NN) - With Data Cover (DC)** • Does not include beam end caps • Support legs are required for corner beams and must be ordered separately • Data covers conceal data wires in trough	24”	ITCB24/NN/DC	□□	9.0#	$ 1194
		30”	ITCB30/NN/DC	□□	12.0#	1246
		36”	ITCB36/NN/DC	□□	15.0#	1387
		42”	ITCB42/NN/DC	□□	18.0#	1489

HOW TO ORDER

Indicate the following information on order form:
1. Quantity of each item.
2. Model number, including options. See “How To Build a Model Number”.
3. Any special service required.

Note: • The □ indicates that a choice is required.
- The absence of the □ indicates that no choice is required.
- Alpha-numeric characters in place of □ indicate that no other alternatives are available.

HOW TO BUILD A MODEL NUMBER

Ⓐ Select basic model.

Ⓑ Select beam color.
Refer to the **Product Color Options** page in this price list.

Beam Receptacle Requirements

Beam Length	10-Wire: Duplex on front of beam	Hard-Wire: Simplex on front of beam
24"	0	0
30"	1	2
36"	1	2
42"	2	4

Note:
24" corner beams for both 10-Wire and Hard-Wire power include power pass through only.

SPECIAL SERVICES

Special Carton Marking

With specially marked information N/C

Shipping

Ships **knocked down, FOB Bonduel, WI 54107, freight prepaid.** Freight class 70.

Specifications and prices are subject to change without prior notice.

InTandem® Table System

Legs and Wheelchair Kit

InTandem® Table System

Legs and Wheelchair Kit

	MODEL	D x H	MODEL NUMBER Basic Model	MODEL NUMBER Leg Color	Approx. Packaged Weight	Delivered Pricing
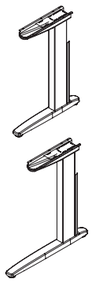 ITCL	**"C" Leg** • Legs will accept power infeed or data infeed, not both • 1/2" vertical glide adjustment • Only one leg is included in a kit	24 x 27"	ITCL2427	☐☐	15.0#	$ 277
		24 x 29"	ITCL2429	☐☐	16.0#	283
		24 x 38"	ITCL2438	☐☐	21.0#	313
		30 x 27"	ITCL3027	☐☐	19.0#	293
		30 x 29"	ITCL3029	☐☐	20.0#	314
		30 x 38"	ITCL3038	☐☐	26.0#	332
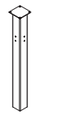 ITCL	**Corner Support Leg** • One corner support leg required per corner worksurface • Wire manmagement is not available on corner support legs • 1/2" vertical glide adjustment	27"	ITCS27	☐☐	12.0#	$ 163
		29"	ITCS29	☐☐	14.0#	176
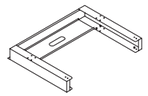 HRDPT	**Wheelchair Accessible Kit** • Available in Graphite Dark only • Specify table width and existing leg height • Wheelchair kits for 42" wide tables can only be used when at least one of the legs of the ADA table are in the shared position (one leg shared with an adjoining table) • All sizes of kits accommodate one wheelchair only (based on current ADA clearance guidelines)	42 x 29"	ITWK.4229		24.0#	$ 507
		48 x 29"	ITWK.4829		26.0#	519
		54 x 29"	ITWK.5429		28.0#	529
		60 x 29"	ITWK.6029		30.0#	538
		66 x 29"	ITWK.6629		32.0#	551
		72 x 29"	ITWK.7229		34.0#	573
			Ⓐ	Ⓑ		

HOW TO ORDER

Indicate the following information on order form:
1. Quantity of each item.
2. Model number, including options. See "How To Build a Model Number".
3. Any special service required.

Note: • The ☐ indicates that a choice is required.
- The absence of the ☐ indicates that no choice is required.
- Alpha-numeric characters in place of ☐ indicate that no other alternatives are available.

HOW TO BUILD A MODEL NUMBER

Ⓐ Select basic model.

Ⓑ Select leg color.
Refer to the **Product Color Options** page in this price list.

SPECIAL SERVICES

Special Carton Marking

With specially marked information N/C

Shipping

Ships **knocked down, FOB Bonduel, WI 54107, freight prepaid.** Freight class 70.

Specifications and prices are subject to change without prior notice.

InTandem® Table System
CPU Clamps

InTandem® Table System
CPU Clamps

	MODEL	MODEL NUMBER Basic Model	Paint Color	Approx. Packaged Weight	Delivered Pricing
 HRDPT	**CPU Clamp - Large** • For 30" deep worksurfaces only • Accommodates single or double CPUs with combined widths of 5.5" to 9"	INTCPULG	□□	15.0#	$ 228
 HRDPT	**CPU Clamp - Small** • For 24" and 30" deep worksurfaces • Accomodates single or double CPU widths of 3.8" to 5.8"	INTCPUSM	□□	10.0#	$ 180
		Ⓐ	Ⓑ		

HOW TO ORDER

Indicate the following information on order form:
1. Quantity of each item.
2. Model number, including options. See "How To Build a Model Number".
3. Any special service required.

Note: • The □ indicates that a choice is required.
- The absence of the □ indicates that no choice is required.
- Alpha-numeric characters in place of □ indicate that no other alternatives are available.

HOW TO BUILD A MODEL NUMBER

Ⓐ Select basic model.

Ⓑ Select paint color.
Refer to the **Product Color Options** page in this price list.

SPECIAL SERVICES

Special Carton Marking

With specially marked information	N/C

Shipping

Ships **knocked down, FOB Bonduel, WI 54107, freight prepaid.** Freight class 70.

Specifications and prices are subject to change without prior notice.

InTandem® Table System
Electrical

	MODEL	H	MODEL NUMBER Basic Model	Paint Color	Approx. Packaged Weight	Delivered Pricing
 HRDPT	**Floor Infeed 10-Wire** • Provides power from fixed floor or wall sources to table power distribution system • 105" infeed length • Designed to pass through the standard Intandem® leg cover		PTFF	☐☐	5.0#	$ 197
 HRDPT	**Floor Infeed Hard-Wire Kit** • Provides conduit from fixed floor or wall sources to table power distribution system. Customer to provide wiring • Select height to match leg height; ie, 27", 29" or 38"	27"	ITHK.27	☐☐	4.0#	$ 137
		29"	ITHK.29	☐☐	4.0#	137
		38"	ITHK.38	☐☐	5.0#	147
 HRDPT	**Overhead Infeed Circuit Pre-wired** • Provides power from ceiling source to table distribution system • Includes 10' long aluminum pole with separate channel for electrical and data entry and prewired harness		PCOF.T6	☐☐	15.0#	$ 748
 HRDPT	**Overhead Infeed Hard-Wire Kit** • Provides channel from ceiling source to table distribution system • Includes 10' long aluminum pole with separate channel for electrical and data entry. Customer to provide wiring.		PCHKO	☐☐	12.0#	$ 241
 HRDPT	**Vertical Wireway Cover** • For 29" leg only		ITELW29	☐☐	1.0#	$ 44
			Ⓐ	Ⓑ		

HOW TO ORDER

Indicate the following information on order form:
1. Quantity of each item.
2. Model number, including options. See "How To Build a Model Number".
3. Any special service required.

Note: • The ☐ indicates that a choice is required.
- The absence of the ☐ indicates that no choice is required.
- Alpha-numeric characters in place of ☐ indicate that no other alternatives are available.

HOW TO BUILD A MODEL NUMBER

Ⓐ Select basic model.

Ⓑ Select paint color.
Refer to the **Product Color Options** page in this price list.

INFORMATION

Floor Infeed (10-Wire)
Two 90° connectors. Flexible steel conduit with ten 12-gauge conductors in the leg. Includes steel trim plate with dual holes for electrical and data entry and six feet of liquid-tight flexible conduit .8315 diameter.

Floor Infeed Hard-Wire Kit
Three 90° connectors. Flexible steel conduit in the leg. Includes steel trim plate with dual holes for electrical and data entry and six feet of liquid-tight flexible conduit .8315 diameter.

Overhead Infeed Circuit Pre-wired
Aluminum pole is 10ft. in length. Flexible steel conduit with ten 12-gauge conductors. Includes ceiling trim plate.

Overhead Infeed Hard-Wire Kit
Aluminum pole is 10ft. in length. Includes ceiling trim plate.

SPECIAL SERVICES

Special Carton Marking

With specially marked information	N/C

Shipping
Ships **knocked down, FOB Bonduel, WI 54107, freight prepaid.** Freight class 70.

Specifications and prices are subject to change without prior notice.

InTandem® Table System
Electrical

	MODEL	Features	L	MODEL NUMBER Basic Model	Approx. Packaged Weight	Delivered Pricing
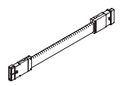 HRDPT	**Worksurface-to-Worksurface 10-Wire Connector** • Connects the 10-wire power system of two adjoining tables		23”	48.0268.23	2.0#	$ 128
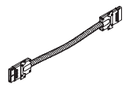 HRDPT	**10-Wire Harness for T-Shaped Configurations** • Provides continuous power from table-to-table for T-shaped table configurations • Select size according to table depth		24”	ITTT6.24	4.0#	$ 202
			30”	ITTT6.30	5.0#	211
			36”	ITTT6.36	6.0#	231
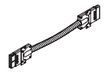 HRDPT	**10-Wire Harness for Back-to-Back Configurations** • Provides continuous power from table-to-table for back-to-back configurations • For tables 36”-54” wide: Select size according to table width • For tables 60”-72” wide: Use 1-ITBBT6.30 on 60”, 66”W tables. Use 1-ITBBT6.36 on 72”W tables. Note: 60, 66, 72”W tables require quad beams for both tables in the back-to-back config		30”	ITBBT6.30	5.0#	$ 211
			36”	ITBBT6.36	6.0#	235
			42”	ITBBT6.42	6.0#	258
			48”	ITBBT6.48	7.0#	283
			54”	ITBBT6.54	7.0#	316
 HRDPT	**Back-to-Back Ganging Kit** • Ganger kits must be specified for back-to-back configurations • Two kits are required per set of tables to be ganged			46.5003	1.0#	$ 6
 HRDPT	**Receptacles - 6 Circuit** • Attaches to wireways of 10 wire powered tables • Provides two (duplex) receptacles each rated at 15 amps • Some circuits are isolated ground circuits (622 - 4,5, & 6), Isolated ground receptacles are identified by an orange triangle	Circuit 1		47.0706.1.BL	1.0#	$ 32
		Circuit 2		47.0706.2.BL	1.0#	32
		Circuit 3		47.0706.3.BL	1.0#	32
		Circuit 4		47.0706.4I.BL	1.0#	32
		Circuit 5		47.0706.5I.BL	1.0#	32
		Circuit 6		47.0706.6I.BL	1.0#	32

Ⓐ

HOW TO ORDER

Indicate the following information on order form:
1. Quantity of each item.
2. Model number, including options. See “How To Build a Model Number”.
3. Any special service required.

Note: • The ☐ indicates that a choice is required.
- The absence of the ☐ indicates that no choice is required.
- Alpha-numeric characters in place of ☐ indicate that no other alternatives are available.

HOW TO BUILD A MODEL NUMBER

Ⓐ Select basic model.

SPECIAL SERVICES

Special Carton Marking

With specially marked information N/C

Shipping

Ships **knocked down, FOB Bonduel, WI 54107, freight prepaid.** Freight class 70.

Specifications and prices are subject to change without prior notice.

InTandem® Table System
Electrical

	MODEL	MODEL NUMBER Basic Model	Approx. Packaged Weight	Delivered Pricing
 HRDPT	**Hard-Wire Back-to-Back Electrical Receptacle**	IHB.RECP	0.2#	$ 57
 HRDPT	**Electrical Strip** • Surge protected, six outlet, 110 volt electrical strip with 6' long cord to lay in beam	PC.OSWS	3.0#	$ 188
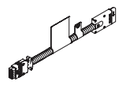 HRDPT	**8-Wire to 10-Wire Adaptor** • 20" long	47.0568.20	1.0#	$ 190
		Ⓐ		

HOW TO ORDER

Indicate the following information on order form:
1. Quantity of each item.
2. Model number, including options. See "How To Build a Model Number".
3. Any special service required.

Note: • The ☐ indicates that a choice is required.
- The absence of the ☐ indicates that no choice is required.
- Alpha-numeric characters in place of ☐ indicate that no other alternatives are available.

HOW TO BUILD A MODEL NUMBER

Ⓐ Select basic model.

SPECIAL SERVICES

Special Carton Marking

With specially marked information N/C

Shipping

Ships **knocked down, FOB Bonduel, WI 54107, freight prepaid.** Freight class 70.

Specifications and prices are subject to change without prior notice.

	MODEL	MODEL NUMBER Basic Model	Approx. Packaged Weight	Delivered Pricing
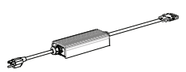 HRDPT	**Activ8® Infeed** • 108" cord plugs into standard 15 amp outlet • Control module is located 6" from table connection • Diagnostic LED indicator shows power status (see details below) • Controller automatically limits number of connections to 8 • 40 Ft maximum string, not including infeed cord • Will not work with GFI/GCFI outlets or backup systems such as uninterrupted power supplies	AC8IF.108	2.0#	$ 281
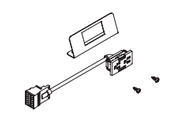 HRDPT	**Activ8® Module and Attachment Bracket** • Duplex receptacles provide 2 outlets • Power module provides 15 amp power • Up to 8 modules may be used per infeed per UL Standard 962 • Modules may be connected (reconnected in any order without sequential keying) • Jumpers ordered separately • No data cord management is provided • Attached cord is approximately 9"	AC8RPTIT.12	1.0#	$ 177

Ⓐ

HOW TO ORDER

Indicate the following information on order form:
1. Quantity of each item.
2. Model number, including options. See "How To Build a Model Number".
3. Any special service required.

Note: • The ☐ indicates that a choice is required.
- The absence of the ☐ indicates that no choice is required.
- Alpha-numeric characters in place of ☐ indicate that no other alternatives are available.

HOW TO BUILD A MODEL NUMBER

Ⓐ Select basic model.

SPECIAL SERVICES

Special Carton Marking

With specially marked information N/C

Shipping

Ships **knocked down, FOB Bonduel, WI 54107, freight prepaid.** Freight class 85.

Specifications and prices are subject to change without prior notice.

	MODEL	MODEL NUMBER Basic Model	MODEL NUMBER PowerUp Module Color	Approx. Packaged Weight	Delivered Pricing
 HRDPT	**Activ8® Power-Up Module** • Duplex receptacles provide 2 outlets • Power module provides 15 amp power • Up to 8 modules may be used per infeed per UL Standard 962 • Modules may be connected (reconnected in any order without sequential keying) • Attached cord is approximately 12” • Data tree is provided to allow data jacks to be inserted in the module • Jumpers ordered separately	AC8PUM	□□	1.0#	$ 261
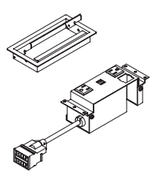 HRDPT	**Activ8® Villa Power Module with Metal Cover** • Duplex receptacles provide 2 outlets, 2 USB-A charging ports, 1 open data port with data tree • Power module provides 15 amp power • Up to 8 modules may be used per infeed per UL Standard 962 • Modules may be connected (reconnected in any order without sequential keying) • Attached cord is approximately 12” • Data tree is provided to allow data jacks to be inserted in the module • Jumpers ordered separately • Villa Power Module cannot be installed in LH or RH cutouts of Connection Zone powered single-sided tables	AC8VMC	□□	3.0#	$ 553
		Ⓐ	Ⓑ		

HOW TO ORDER

Indicate the following information on order form:
1. Quantity of each item.
2. Model number, including options. See “How To Build a Model Number”.
3. Any special service required.

Note: • The □ indicates that a choice is required.
- The absence of the □ indicates that no choice is required.
- Alpha-numeric characters in place of □ indicate that no other alternatives are available.

HOW TO BUILD A MODEL NUMBER

Ⓐ Select basic model.

Ⓑ Select module color.
Refer to the **Product Color Options** page in this price list.

SPECIAL SERVICES

Special Carton Marking

With specially marked information N/C

Shipping

Ships **knocked down, FOB Bonduel, WI 54107, freight prepaid.** Freight class 85.

Specifications and prices are subject to change without prior notice.

	MODEL	L	MODEL NUMBER Basic Model	Approx. Packaged Weight	Delivered Pricing
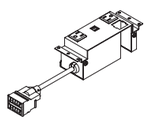 HRDPT	**Activ8® Villa Power Module without Cover** • Duplex receptacles provide 2 outlets, 2 USB-A charging ports, 1 open data port with data tree • Power module provides 15 amp power • Up to 8 modules may be used per infeed per UL Standard 962 • Modules may be connected (reconnected in any order without sequential keying) • Attached cord is approximately 12” • Data tree is provided to allow data jacks to be inserted in the module • For use on tables with existing KI grommets • Jumpers ordered separately • Villa Power Module cannot be installed in LH or RH cutouts of Connection Zone powered single-sided tables		AC8VMN	2.0#	$ 468
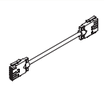 HRDPT	**Activ8® Jumper** • For Connection Zone and Trellis, refer to their Planning Guides for size recommendations	29” 53” 77”	AC8JP.29 AC8JP.53 AC8JP.77	1.0# 1.0# 1.0#	$ 88 104 120

Ⓐ

HOW TO ORDER

Indicate the following information on order form:
1. Quantity of each item.
2. Model number, including options. See “How To Build a Model Number”.
3. Any special service required.

Note: • The ☐ indicates that a choice is required.
- The absence of the ☐ indicates that no choice is required.
- Alpha-numeric characters in place of ☐ indicate that no other alternatives are available.

HOW TO BUILD A MODEL NUMBER

Ⓐ Select basic model.

SPECIAL SERVICES

Special Carton Marking

With specially marked information N/C

Shipping

Ships **knocked down, FOB Bonduel, WI 54107, freight prepaid.** Freight class 85.

Specifications and prices are subject to change without prior notice.

InTandem® Table System
Rectangular Privacy Screens

InTandem® Table System
Rectangular Privacy Screens

	MODEL	Features	H x W	MODEL NUMBER Basic Model	MODEL NUMBER Surface Finish	Approx. Packaged Weight	Delivered Pricing
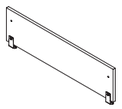	**Rectangular Privacy Screens - 11" Height**		11 x 24"	ITPS1124	□□□	11.0#	$ 246
	• Privacy screen brackets and hardware supplied in Graphite Dark only		11 x 30"	ITPS1130	□□□	13.0#	266
	• 60", 66", and 72" screens are made up of 2 screens		11 x 36"	ITPS1136	□□□	14.0#	288
	• Screen is laminate with matching edge band		11 x 42"	ITPS1142	□□□	16.0#	324
			11 x 48"	ITPS1148	□□□	17.0#	328
			11 x 54"	ITPS1154	□□□	19.0#	364
ITPS		(2 pcs)	11 x 60"	ITPS1160	□□□	23.0#	495
		(2 pcs)	11 x 66"	ITPS1166	□□□	25.0#	541
		(2 pcs)	11 x 72"	ITPS1172	□□□	26.0#	544
	**Rectangular Privacy Screens - 17" Height**		17 x 24"	ITPS1724	□□□	14.0#	$ 275
	• Privacy screen brackets and hardware supplied in Graphite Dark only		17 x 30"	ITPS1730	□□□	17.0#	296
	• 60", 66", and 72" screens are made up of 2 screens		17 x 36"	ITPS1736	□□□	20.0#	324
	• Screen is laminate with matching edge band		17 x 42"	ITPS1742	□□□	23.0#	366
			17 x 48"	ITPS1748	□□□	26.0#	372
			17 x 54"	ITPS1754	□□□	29.0#	418
		(2 pcs)	17 x 60"	ITPS1760	□□□	32.0#	557
ITPS		(2 pcs)	17 x 66"	ITPS1766	□□□	36.0#	606
		(2 pcs)	17 x 72"	ITPS1772	□□□	38.0#	610
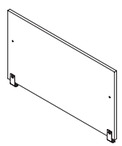	**Rectangular Privacy Screens - 23" Height**		23 x 24"	ITPS2324	□□□	18.0#	$ 295
	• Privacy screen brackets and hardware supplied in Graphite Dark only		23 x 30"	ITPS2330	□□□	22.0#	324
	• 60", 66", and 72" screens are made up of 2 screens		23 x 36"	ITPS2336	□□□	26.0#	351
	• 23" height privacy screens are not available on 24" deep worksurfaces		23 x 42"	ITPS2342	□□□	30.0#	401
	• Screen is laminate with matching edge band		23 x 48"	ITPS2348	□□□	34.0#	408
			23 x 54"	ITPS2354	□□□	38.0#	461
		(2 pcs)	23 x 60"	ITPS2360	□□□	42.0#	606
		(2 pcs)	23 x 66"	ITPS2366	□□□	47.0#	667
ITPS		(2 pcs)	23 x 72"	ITPS2372	□□□	49.0#	668

Ⓐ Ⓑ

HOW TO ORDER

Indicate the following information on order form:
1. Quantity of each item.
2. Model number, including options. See "How To Build a Model Number".
3. Any special service required.

Note: • The □ indicates that a choice is required.
- The absence of the □ indicates that no choice is required.
- Alpha-numeric characters in place of □ indicate that no other alternatives are available.

HOW TO BUILD A MODEL NUMBER

Ⓐ Select basic model.

Ⓑ Select surface finish.
Refer to the **Product Color Options** page in this price list.
Surface finish offerings are based on edge style selections.

FINISH INFORMATION

Additional Laminate Offering
Additional laminates beyond KI standard offering, are available with two weeks extended leadtime. To specify additional laminates, use these designators followed by the supplier's color/pattern code:

Formica - LF/supplier's color pattern code
Nevamar - LN/supplier's color pattern code
Wilsonart - LW/supplier's color pattern code

KI's standard finish is the supplier's recommended finish for that color/pattern.
Note: Nonstandard laminates from these suppliers (example: textured laminates), require an upcharge and additional leadtime.
Contact KI.

SPECIAL SERVICES

Special Carton Marking

With specially marked information	N/C

Shipping
Ships **knocked down, FOB Bonduel, WI 54107, freight prepaid.** Freight class 70.

Specifications and prices are subject to change without prior notice.

InTandem® Table System
Stand Alone Privacy Screens

InTandem® Table System
Stand Alone Privacy Screens

	MODEL	Features	H x W	MODEL NUMBER Basic Model	MODEL NUMBER Surface Finish	Approx. Packaged Weight	Delivered Pricing
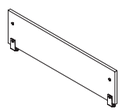 ITPS	**Rectangular Stand Alone Privacy Screens - 11" Height** • Stand Alone screens are positioned along the back side of the table (length). No divider screens attached • Privacy screen brackets and hardware supplied in Graphite Dark only • 60", 66", and 72" screens are made up of 2 screens • Screen is laminate with matching edge band		11 x 24"	ITPSA1124	□□□	11.0#	$ 254
			11 x 30"	ITPSA1130	□□□	13.0#	277
			11 x 36"	ITPSA1136	□□□	14.0#	301
			11 x 42"	ITPSA1142	□□□	16.0#	331
			11 x 48"	ITPSA1148	□□□	17.0#	333
			11 x 54"	ITPSA1154	□□□	19.0#	372
		(2 pcs)	11 x 60"	ITPSA1160	□□□	23.0#	509
		(2 pcs)	11 x 66"	ITPSA1166	□□□	25.0#	548
		(2 pcs)	11 x 72"	ITPSA1172	□□□	26.0#	550
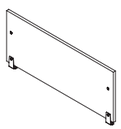 ITPS	**Rectangular Stand Alone Privacy Screens - 17" Height** • Stand Alone screens are positioned along the back side of the table (length). No divider screens attached • Privacy screen brackets and hardware supplied in Graphite Dark only • 60", 66", and 72" screens are made up of 2 screens • Stand Alone privacy screens are not available in 23" height • Screen is laminate with matching edge band		17 x 24"	ITPSA1724	□□□	14.0#	$ 284
			17 x 30"	ITPSA1730	□□□	17.0#	308
			17 x 36"	ITPSA1736	□□□	20.0#	331
			17 x 42"	ITPSA1742	□□□	23.0#	375
			17 x 48"	ITPSA1748	□□□	26.0#	384
			17 x 54"	ITPSA1754	□□□	29.0#	428
		(2 pcs)	17 x 60"	ITPSA1760	□□□	32.0#	572
		(2 pcs)	17 x 66"	ITPSA1766	□□□	36.0#	617
		(2 pcs)	17 x 72"	ITPSA1772	□□□	38.0#	619
				Ⓐ	Ⓑ		

HOW TO ORDER

Indicate the following information on order form:
1. Quantity of each item.
2. Model number, including options. See "How To Build a Model Number".
3. Any special service required.

Note: • The □ indicates that a choice is required.
- The absence of the □ indicates that no choice is required.
- Alpha-numeric characters in place of □ indicate that no other alternatives are available.

HOW TO BUILD A MODEL NUMBER

Ⓐ Select basic model.

Ⓑ Select surface finish.
Refer to the **Product Color Options** page in this price list.
Surface finish offerings are based on edge style selections.

FINISH INFORMATION

Additional Laminate Offering
Additional laminates beyond KI standard offering, are available with two weeks extended leadtime. To specify additional laminates, use these designators followed by the supplier's color/pattern code:

Formica - LF/supplier's color pattern code
Nevamar - LN/supplier's color pattern code
Wilsonart - LW/supplier's color pattern code

KI's standard finish is the supplier's recommended finish for that color/pattern.
Note: Nonstandard laminates from these suppliers (example: textured laminates), require an upcharge and additional leadtime.
Contact KI.

SPECIAL SERVICES

Special Carton Marking

With specially marked information	N/C

Shipping
Ships **knocked down, FOB Bonduel, WI 54107, freight prepaid.** Freight class 70.

Specifications and prices are subject to change without prior notice.

InTandem® Table System
Corner Privacy Screens

InTandem® Table System
Corner Privacy Screens

	MODEL	H x W	MODEL NUMBER Basic Model	MODEL NUMBER Surface Finish	Approx. Packaged Weight	Delivered Pricing
 ITPS	**Corner Privacy Screens - 11" Height** • Privacy screen brackets and hardware supplied in Graphite Dark only • Screen is laminate with matching edge band	11 x 24"	ITCP1124	□□□	20.0#	$ 495
		11 x 30"	ITCP1130	□□□	23.0#	510
		11 x 36"	ITCP1136	□□□	26.0#	539
		11 x 42"	ITCP1142	□□□	29.0#	611
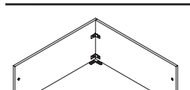 ITPS	**Corner Privacy Screens - 17" Height** • Privacy screen brackets and hardware supplied in Graphite Dark only • Screen is laminate with matching edge band	17 x 24"	ITCP1724	□□□	26.0#	$ 550
		17 x 30"	ITCP1730	□□□	32.0#	577
		17 x 36"	ITCP1736	□□□	38.0#	614
		17 x 42"	ITCP1742	□□□	44.0#	712
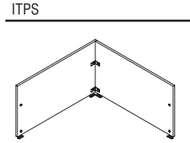 ITPS	**Corner Privacy Screens - 23" Height** • Privacy screen brackets and hardware supplied in Graphite Dark only • 23" height privacy screens are not available on 24" deep worksurfaces • Screen is laminate with matching edge band	23 x 30"	ITCP2330	□□□	42.0#	$ 660
		23 x 36"	ITCP2336	□□□	49.0#	699
		23 x 42"	ITCP2342	□□□	57.0#	812
			Ⓐ	Ⓑ		

HOW TO ORDER

Indicate the following information on order form:
1. Quantity of each item.
2. Model number, including options. See "How To Build a Model Number".
3. Any special service required.

Note: • The □ indicates that a choice is required.
- The absence of the □ indicates that no choice is required.
- Alpha-numeric characters in place of □ indicate that no other alternatives are available.

HOW TO BUILD A MODEL NUMBER

Ⓐ Select basic model.

Ⓑ Select surface finish.
Refer to the **Product Color Options** page in this price list.
Surface finish offerings are based on edge style selections.

FINISH INFORMATION

Additional Laminate Offering
Additional laminates beyond KI standard offering, are available with two weeks extended leadtime. To specify additional laminates, use these designators followed by the supplier's color/pattern code:

Formica - LF/supplier's color pattern code
Nevamar - LN/supplier's color pattern code
Wilsonart - LW/supplier's color pattern code

KI's standard finish is the supplier's recommended finish for that color/pattern.
Note: Nonstandard laminates from these suppliers (example: textured laminates), require an upcharge and additional leadtime.
Contact KI.

SPECIAL SERVICES

Special Carton Marking

With specially marked information	N/C

Shipping
Ships **knocked down, FOB Bonduel, WI 54107, freight prepaid.** Freight class 70.

Specifications and prices are subject to change without prior notice.

InTandem® Table System
Divider Screens

InTandem® Table System
Divider Screens

	MODEL	H x W	MODEL NUMBER Basic Model (A)	MODEL NUMBER Surface Finish (B)	Approx. Packaged Weight	Delivered Pricing
 ITDV	**End Divider Screens - 11" Height** • Divider screen brackets and hardware supplied in Graphite Dark only • Must be used in conjunction with privacy screen • Screen is laminate with matching edge band	11 x 24"	ITDV1124/E	□□□	11.0#	$ 275
		11 x 30"	ITDV1130/E	□□□	13.0#	303
 ITDV	**End Divider Screens - 17" Height** • Divider screen brackets and hardware supplied in Graphite Dark only • Must be used in conjunction with privacy screen • Screen is laminate with matching edge band	17 x 24"	ITDV1724/E	□□□	14.0#	$ 295
		17 x 30"	ITDV1730/E	□□□	17.0#	330
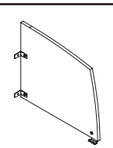 ITDV	**End Divider Screens - 23" Height** • Divider screen brackets and hardware supplied in Graphite Dark only • Must be used in conjunction with privacy screen • 23" height divider screens are not available on 24" deep worksurfaces • Screen is laminate with matching edge band	23 x 30"	ITDV2330/E	□□□	22.0#	$ 359

HOW TO ORDER

Indicate the following information on order form:
1. Quantity of each item.
2. Model number, including options. See "How To Build a Model Number".
3. Any special service required.

Note: • The □ indicates that a choice is required.
- The absence of the □ indicates that no choice is required.
- Alpha-numeric characters in place of □ indicate that no other alternatives are available.

HOW TO BUILD A MODEL NUMBER

Ⓐ Select basic model.

Ⓑ Select surface finish.
Refer to the **Product Color Options** page in this price list.
Surface finish offerings are based on edge style selections.

FINISH INFORMATION

Additional Laminate Offering
Additional laminates beyond KI standard offering, are available with two weeks extended leadtime. To specify additional laminates, use these designators followed by the supplier's color/pattern code:

Formica - LF/supplier's color pattern code
Nevamar - LN/supplier's color pattern code
Wilsonart - LW/supplier's color pattern code

KI's standard finish is the supplier's recommended finish for that color/pattern.
Note: Nonstandard laminates from these suppliers (example: textured laminates), require an upcharge and additional leadtime.
Contact KI.

SPECIAL SERVICES

Special Carton Marking

With specially marked information	N/C

Shipping
Ships **knocked down, FOB Bonduel, WI 54107, freight prepaid.** Freight class 70.

Specifications and prices are subject to change without prior notice.

InTandem® Table System
Divider Screens

InTandem® Table System
Divider Screens

	MODEL	H x W	MODEL NUMBER Basic Model (A)	Surface Finish (B)	Approx. Packaged Weight	Delivered Pricing
 ITDV	**Middle Divider Screens - 11" Height** • Divider screen brackets and hardware supplied in Graphite Dark only • Must be used in conjunction with privacy screen • Screen is laminate with matching edge band • M74P for use with 74P edge worksurfaces • MME for use with urethane edge worksurfaces (shown) • MPL for use with post-formed laminate edge worksurfaces	11 x 24"	ITDV1124/M74P	□□□	11.0#	$ 293
		11 x 24"	ITDV1124/MME	□□□	11.0#	293
		11 x 24"	ITDV1124/MPL	□□□	11.0#	293
		11 x 30"	ITDV1130/M74P	□□□	13.0#	321
		11 x 30"	ITDV1130/MME	□□□	13.0#	321
		11 x 30"	ITDV1130/MPL	□□□	13.0#	321
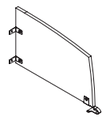 ITDV	**Middle Divider Screens - 17" Height** • Divider screen brackets and hardware supplied in Graphite Dark only • Must be used in conjunction with privacy screen • Screen is laminate with matching edge band • M74P for use with 74P edge worksurfaces • MME for use with urethane edge worksurfaces (shown) • MPL for use with post-formed laminate edge worksurfaces	17 x 24"	ITDV1724/M74P	□□□	14.0#	$ 314
		17 x 24"	ITDV1724/MME	□□□	14.0#	314
		17 x 24"	ITDV1724/MPL	□□□	14.0#	314
		17 x 30"	ITDV1730/M74P	□□□	17.0#	351
		17 x 30"	ITDV1730/MME	□□□	17.0#	351
		17 x 30"	ITDV1730/MPL	□□□	17.0#	351
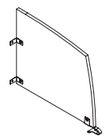 ITDV	**Middle Divider Screens - 23" Height** • Divider screen brackets and hardware supplied in Graphite Dark only • Must be used in conjunction with privacy screen • 23" height divider screens are not available on 24" deep worksurfaces • Screen is laminate with matching edge band • M74P for use with 74P edge worksurfaces • MME for use with urethane edge worksurfaces (shown) • MPL for use with post-formed laminate edge worksurfaces	23 x 30"	ITDV2330/M74P	□□□	22.0#	$ 375
		23 x 30"	ITDV2330/MME	□□□	22.0#	375
		23 x 30"	ITDV2330/MPL	□□□	22.0#	375

HOW TO ORDER

Indicate the following information on order form:
1. Quantity of each item.
2. Model number, including options. See "How To Build a Model Number".
3. Any special service required.

Note: • The □ indicates that a choice is required.
- The absence of the □ indicates that no choice is required.
- Alpha-numeric characters in place of □ indicate that no other alternatives are available.

HOW TO BUILD A MODEL NUMBER

Ⓐ Select basic model.

Ⓑ Select surface finish.
Refer to the **Product Color Options** page in this price list.
Surface finish offerings are based on edge style selections.

FINISH INFORMATION

Additional Laminate Offering
Additional laminates beyond KI standard offering, are available with two weeks extended leadtime. To specify additional laminates, use these designators followed by the supplier's color/pattern code:

Formica - LF/supplier's color pattern code
Nevamar - LN/supplier's color pattern code
Wilsonart - LW/supplier's color pattern code

KI's standard finish is the supplier's recommended finish for that color/pattern.
Note: Nonstandard laminates from these suppliers (example: textured laminates), require an upcharge and additional leadtime.
Contact KI.

SPECIAL SERVICES

Special Carton Marking

With specially marked information	N/C

Shipping
Ships **knocked down, FOB Bonduel, WI 54107, freight prepaid.** Freight class 70.

Specifications and prices are subject to change without prior notice.

InTandem® Table System
Rectangular Curved Privacy Screens

InTandem® Table System
Rectangular Curved Privacy Screens

	MODEL	Features	W	MODEL NUMBER Basic Model	MODEL NUMBER Surface Finish	Approx. Packaged Weight	Delivered Pricing
 ITPC	**Rectangular Curved Privacy Screens - 9" Height** • Curved top edge is 9" high at ends, 11" high in middle • 3/4" thick core material • Mounted to brackets which bolt to beam • 60", 66", and 72" screens consist of two screens • Screen is laminate with matching edge band		24"	ITPSC924	□□□	9.0#	$ 397
			30"	ITPSC930	□□□	11.0#	414
			36"	ITPSC936	□□□	12.0#	433
			42"	ITPSC942	□□□	14.0#	494
			48"	ITPSC948	□□□	15.0#	559
			54"	ITPSC954	□□□	17.0#	565
		(2 pcs)	60"	ITPSC960	□□□	21.0#	802
		(2 pcs)	66"	ITPSC966	□□□	23.0#	846
		(2 pcs)	72"	ITPSC972	□□□	24.0#	864
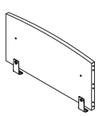 ITPC	**Rectangular Curved Privacy Screens - 15" Height** • Curved top edge is 15" high at ends, 17" high in middle • 3/4" thick core material • Mounted to brackets which bolt to beam • 60", 66", and 72" screens consist of two screens • Screen is laminate with matching edge band		24"	ITPSC1524	□□□	12.0#	$ 411
			30"	ITPSC1530	□□□	15.0#	429
			36"	ITPSC1536	□□□	18.0#	455
			42"	ITPSC1542	□□□	21.0#	528
			48"	ITPSC1548	□□□	24.0#	603
			54"	ITPSC1554	□□□	27.0#	614
		(2 pcs)	60"	ITPSC1560	□□□	30.0#	820
		(2 pcs)	66"	ITPSC1566	□□□	33.0#	877
		(2 pcs)	72"	ITPSC1572	□□□	36.0#	913
				Ⓐ	Ⓑ		

HOW TO ORDER

Indicate the following information on order form:
1. Quantity of each item.
2. Model number, including options. See "How To Build a Model Number".
3. Any special service required.

Note: • The □ indicates that a choice is required.
- The absence of the □ indicates that no choice is required.
- Alpha-numeric characters in place of □ indicate that no other alternatives are available.

HOW TO BUILD A MODEL NUMBER

Ⓐ Select basic model.

Ⓑ Select surface finish.
Refer to the **Product Color Options** page in this price list.
Surface finish offerings are based on edge style selections.

FINISH INFORMATION

Additional Laminate Offering
Additional laminates beyond KI standard offering, are available with two weeks extended leadtime. To specify additional laminates, use these designators followed by the supplier's color/pattern code:

Formica - LF/supplier's color pattern code
Nevamar - LN/supplier's color pattern code
Wilsonart - LW/supplier's color pattern code

KI's standard finish is the supplier's recommended finish for that color/pattern.
Note: Nonstandard laminates from these suppliers (example: textured laminates), require an upcharge and additional leadtime.
Contact KI.

SPECIAL SERVICES

Special Carton Marking

With specially marked information	N/C

Shipping
Ships **knocked down, FOB Bonduel, WI 54107, freight prepaid.** Freight class 70.

Specifications and prices are subject to change without prior notice.

InTandem® Table System

Stand Alone Curved Privacy Screen

InTandem® Table System
Stand Alone Curved Privacy Screen

	MODEL	Features	W	MODEL NUMBER Basic Model	MODEL NUMBER Surface Finish	Approx. Packaged Weight	Delivered Pricing
 ITPC	**Rectangular Stand Alone Curved Privacy Screens - 9" Height** • Stand Alone screens are positioned along the back side of the table (length). No divider screens attached • Curved top edge is 9" high at ends, 11" high in middle • 3/4" thick core material • 60", 66", and 72" screens consist of two screens • Screen is laminate with matching edge band		24"	ITPSAC924	□□□	9.0#	$ 397
			30"	ITPSAC930	□□□	11.0#	414
			36"	ITPSAC936	□□□	12.0#	433
			42"	ITPSAC942	□□□	14.0#	494
			48"	ITPSAC948	□□□	15.0#	559
			54"	ITPSAC954	□□□	17.0#	565
		(2 pcs)	60"	ITPSAC960	□□□	21.0#	802
		(2 pcs)	66"	ITPSAC966	□□□	23.0#	846
		(2 pcs)	72"	ITPSAC972	□□□	24.0#	864
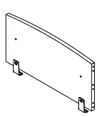 ITPC	**Rectangular Stand Alone Curved Privacy Screens - 15" Height** • Stand Alone screens are positioned along the back side of the table (length). No divider screens attached • Curved top edge is 15" high at ends, 17" high in middle • 3/4" thick core material • 60", 66", and 72" screens consist of two screens • Screen is laminate with matching edge band		24"	ITPSAC1524	□□□	12.0#	$ 411
			30"	ITPSAC1530	□□□	15.0#	429
			36"	ITPSAC1536	□□□	18.0#	455
			42"	ITPSAC1542	□□□	21.0#	528
			48"	ITPSAC1548	□□□	24.0#	603
			54"	ITPSAC1554	□□□	27.0#	614
		(2 pcs)	60"	ITPSAC1560	□□□	30.0#	820
		(2 pcs)	66"	ITPSAC1566	□□□	33.0#	877
		(2 pcs)	72"	ITPSAC1572	□□□	36.0#	913
				Ⓐ	Ⓑ		

HOW TO ORDER

Indicate the following information on order form:
1. Quantity of each item.
2. Model number, including options. See "How To Build a Model Number".
3. Any special service required.

Note: • The □ indicates that a choice is required.
- The absence of the □ indicates that no choice is required.
- Alpha-numeric characters in place of □ indicate that no other alternatives are available.

HOW TO BUILD A MODEL NUMBER

Ⓐ Select basic model.

Ⓑ Select surface finish.
Refer to the **Product Color Options** page in this price list.
Surface finish offerings are based on edge style selections.

FINISH INFORMATION

Additional Laminate Offering

Additional laminates beyond KI standard offering, are available with two weeks extended leadtime. To specify additional laminates, use these designators followed by the supplier's color/pattern code:

Formica - LF/supplier's color pattern code
Nevamar - LN/supplier's color pattern code
Wilsonart - LW/supplier's color pattern code

KI's standard finish is the supplier's recommended finish for that color/pattern.
Note: Nonstandard laminates from these suppliers (example: textured laminates), require an upcharge and additional leadtime.
Contact KI.

SPECIAL SERVICES

Special Carton Marking

With specially marked information N/C

Shipping

Ships **knocked down, FOB Bonduel, WI 54107, freight prepaid.** Freight class 70.

Specifications and prices are subject to change without prior notice.

InTandem® Table System

Corner Curved Privacy Screen

InTandem® Table System
Corner Curved Privacy Screen

	MODEL	W	MODEL NUMBER Basic Model	MODEL NUMBER Surface Finish	Approx. Packaged Weight	Delivered Pricing
 ITPC	**Corner Curved Privacy Screens - 9" Height** • Curved top edge is 9" high at ends, 11" high in middle • 3/4" thick core material • Mounted to brackets which bolt to beam • Screen is laminate with matching edge band	24"	ITPCC924	□□□	20.0#	$ 802
		30"	ITPCC930	□□□	20.0#	822
		36"	ITPCC936	□□□	20.0#	864
		42"	ITPCC942	□□□	20.0#	985
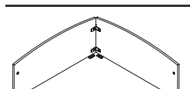 ITPC	**Corner Curved Privacy Screens - 15" Height** • Curved top edge is 15" high at ends, 17" high in middle • 3/4" thick core material • Mounted to brackets which bolt to beam • Screen is laminate with matching edge band	24"	ITPCC1524	□□□	26.0#	$ 820
		30"	ITPCC1530	□□□	26.0#	852
		36"	ITPCC1536	□□□	26.0#	913
		42"	ITPCC1542	□□□	26.0#	1057
			Ⓐ	Ⓑ		

HOW TO ORDER

Indicate the following information on order form:
1. Quantity of each item.
2. Model number, including options. See "How To Build a Model Number".
3. Any special service required.

Note: • The □ indicates that a choice is required.
- The absence of the □ indicates that no choice is required.
- Alpha-numeric characters in place of □ indicate that no other alternatives are available.

HOW TO BUILD A MODEL NUMBER

Ⓐ Select basic model.

Ⓑ Select surface finish.
Refer to the **Product Color Options** page in this price list.
Surface finish offerings are based on edge style selections.

FINISH INFORMATION

Additional Laminate Offering

Additional laminates beyond KI standard offering, are available with two weeks extended leadtime. To specify additional laminates, use these designators followed by the supplier's color/pattern code:

Formica - LF/supplier's color pattern code
Nevamar - LN/supplier's color pattern code
Wilsonart - LW/supplier's color pattern code

KI's standard finish is the supplier's recommended finish for that color/pattern.
Note: Nonstandard laminates from these suppliers (example: textured laminates), require an upcharge and additional leadtime.
Contact KI.

SPECIAL SERVICES

Special Carton Marking

With specially marked information N/C

Shipping

Ships **knocked down, FOB Bonduel, WI 54107, freight prepaid.** Freight class 70.

Specifications and prices are subject to change without prior notice.

InTandem® Table System
Curved Divider Screens

InTandem® Table System
Curved Divider Screens

	MODEL	D	MODEL NUMBER Basic Model	MODEL NUMBER Surface Finish	Approx. Packaged Weight	Delivered Pricing
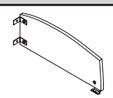 ITDC	**End Curved Divider Screens - 9" Height** • Curved top edge is 9" high at ends, 11" high in middle • 3/4" thick core material • Mounted to bracket which bolts to underside of worksurface • Must be used in conjuntion with privacy screens • Screen is laminate with matching edge band	24"	ITDC924/E	□□□	11.0#	$ 356
		30"	ITDC930/E	□□□	11.0#	370
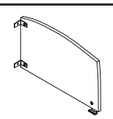 ITDC	**End Curved Divider Screens - 15" Height** • Curved top edge is 15" high at ends, 17" high in middle • 3/4" thick core material • Mounted to bracket which bolts to underside of worksurface • Must be used in conjuntion with privacy screens • Screen is laminate with matching edge band	24"	ITDC1524/E	□□□	11.0#	$ 396
		30"	ITDC1530/E	□□□	11.0#	415
			Ⓐ	Ⓑ		

HOW TO ORDER

Indicate the following information on order form:
1. Quantity of each item.
2. Model number, including options. See "How To Build a Model Number".
3. Any special service required.

Note: • The □ indicates that a choice is required.
- The absence of the □ indicates that no choice is required.
- Alpha-numeric characters in place of □ indicate that no other alternatives are available.

HOW TO BUILD A MODEL NUMBER

Ⓐ Select basic model.

Ⓑ Select surface finish.
Refer to the **Product Color Options** page in this price list.
Surface finish offerings are based on edge style selections.

FINISH INFORMATION

Additional Laminate Offering
Additional laminates beyond KI standard offering, are available with two weeks extended leadtime. To specify additional laminates, use these designators followed by the supplier's color/pattern code:

Formica - LF/supplier's color pattern code
Nevamar - LN/supplier's color pattern code
Wilsonart - LW/supplier's color pattern code

KI's standard finish is the supplier's recommended finish for that color/pattern.
Note: Nonstandard laminates from these suppliers (example: textured laminates), require an upcharge and additional leadtime.
Contact KI.

SPECIAL SERVICES

Special Carton Marking

With specially marked information	N/C

Shipping
Ships **knocked down, FOB Bonduel, WI 54107, freight prepaid.** Freight class 70.

Specifications and prices are subject to change without prior notice.

InTandem® Table System
Curved Divider Screens

InTandem® Table System
Curved Divider Screens

	MODEL	D	MODEL NUMBER Basic Model	MODEL NUMBER Surface Finish	Approx. Packaged Weight	Delivered Pricing
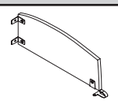 ITDC	**Middle Curved Divider Screens - 9" Height** • Curved top edge is 9" high at ends, 11" high in middle • 3/4" thick core material • Mounted to bracket which bolts to underside of worksurface • Must be used in conjuntion with privacy screens • Screen is laminate with matching edge band	24"	ITDC924/M74P	□□□	11.0#	$ 397
		24"	ITDC924/MME	□□□	11.0#	397
		24"	ITDC924/MPL	□□□	11.0#	397
		30"	ITDC930/M74P	□□□	11.0#	414
		30"	ITDC930/MME	□□□	11.0#	414
		30"	ITDC930/MPL	□□□	11.0#	414
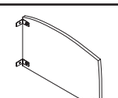 ITDC	**Middle Curved Divider Screens - 15" Height** • Curved top edge is 15" high at ends, 17" high in middle • 3/4" thick core material • Mounted to bracket which bolts to underside of worksurface • Must be used in conjuntion with privacy screens • Screen is laminate with matching edge band	24"	ITDC1524/M74P	□□□	11.0#	$ 411
		24"	ITDC1524/MME	□□□	11.0#	411
		24"	ITDC1524/MPL	□□□	11.0#	411
		30"	ITDC1530/M74P	□□□	11.0#	429
		30"	ITDC1530/MME	□□□	11.0#	429
		30"	ITDC1530/MPL	□□□	11.0#	429
			Ⓐ	Ⓑ		

HOW TO ORDER

Indicate the following information on order form:
1. Quantity of each item.
2. Model number, including options. See "How To Build a Model Number".
3. Any special service required.

Note: • The □ indicates that a choice is required.
- The absence of the □ indicates that no choice is required.
- Alpha-numeric characters in place of □ indicate that no other alternatives are available.

HOW TO BUILD A MODEL NUMBER

Ⓐ Select basic model.

Ⓑ Select surface finish.
Refer to the **Product Color Options** page in this price list.
Surface finish offerings are based on edge style selections.

FINISH INFORMATION

Additional Laminate Offering
Additional laminates beyond KI standard offering, are available with two weeks extended leadtime. To specify additional laminates, use these designators followed by the supplier's color/pattern code:

Formica - LF/supplier's color pattern code
Nevamar - LN/supplier's color pattern code
Wilsonart - LW/supplier's color pattern code

KI's standard finish is the supplier's recommended finish for that color/pattern.
Note: Nonstandard laminates from these suppliers (example: textured laminates), require an upcharge and additional leadtime.
Contact KI.

SPECIAL SERVICES

Special Carton Marking

With specially marked information	N/C

Shipping
Ships **knocked down, FOB Bonduel, WI 54107, freight prepaid.** Freight class 70.

Specifications and prices are subject to change without prior notice.

1330 Bellevue Street
P.O. Box 8100
Green Bay, WI 54308-8100
800.424.2432
ki.com

KI and Furnishing Knowledge are registered trademarks of Krueger International, Inc.

© 2020 Krueger International, Inc.
All Rights Reserved.
Code KI-PLW-000459/KI/PDF

Furnishing Knowledge®

INTELLECT®
ACTIVITY TABLES

PRICE LIST

January 3, 2011

Updated October 3, 2022

800.424.2432

Contents

Refer to KI Terms & Conditions document or visit ki.com.

Contents

Refer to KI Terms & Conditions document or visit ki.com.

Intellect® Activity Tables
General Information 3
Product Color Options 4

Intellect® Activity Tables (Freight Excluded)
Activity Tables 5

Intellect® Activity Tables (Delivered) 9

Intellect® Activity Tables
General Information

Intellect® Activity Tables
General Information


Rectangular Table


Square Table


Round Table


Quarter (1/4) Round Table


Sixth (1/6) Round Table


Kidney Shape Table

Features	Rectangular Table	Square Table	Round Table	Quarter (1/4) Round Table	Sixth (1/6) Round Table	Kidney Shape Table
High-pressure laminate top	•	•	•	•	•	•
Round vinyl T-edge	•	•	•	•	•	•
Adjustable glides	•	•	•	•	•	•
Adjustable legs	•	•	•	•	•	•
Dimensions						
Height range	22" - 32"	22" - 32"	22" - 32"	22" - 32"	22" - 32"	22" - 32"
Width range	18" - 36"	36" - 48"	36" - 60"	24" - 30"	24" - 30"	48"
Length range	36" - 72"	36" - 48"	36" - 60"	56" - 64"	50" - 56"	72"



Laminate; 1-1/4" round vinyl bullnose edge; 2" radius corner (54B)


Plastic Book Box


Book Bag Hook

Features	Plastic Book Box	Book Bag Hook
Dimensions		
Height	4"	2-3/4"
Width	15"	3"
Depth	14"	2"

Recommended Chair and Desk Heights							
Chairs measured to top of seat	**10"**	**12"**	**13"**	**14"**	**15"**	**16"**	**18"**
Desks without book box		**22"**		**24"**	**25"**	**27"**	**29-30"**
Grade							
Pre-K	X	X					
K		X	X	X			
1		X	X	X	X		
2				X	X	X	
3					X	X	
4					X	X	X
5 & up							X

SPECIFICATIONS

Tops
1-1/8" thick high-density particleboard core with a .030 thick high-pressure laminate top and .028 thick phenolic backing sheet. Round vinyl T-mold edge. Generous 2" corner radius helps prevent sharp projections. Tops are pre-drilled.

Adjustable-Height Legs
1.04" x 1.79" OD 15-gauge elliptical steel tube welded to a heavy 11-guage steel plate. Top section of leg powder coat finish. Hybrid powder coating is electro-statically applied. Finish is chemical-resistant, hard, tough and mar-resistant. Telescoping lower section of 0.85" x 1.60" OD 15-gauge elliptical steel tube in bright chrome finish; locks with 1/4" screw in 1" increments in a 22"-32" height range. Legs fasten to top with #12-1" long Phillips head screws.

Glides
Swivel type adjustable glide with non-marring floor contact insert. Glide has 3/4" adjustment range.

Book Box
Optional solid, molded thermoplastic polypropylene book box installs quickly to underside of the top with #12-1" Phillips head screws. Translucent finish helps provide safe environment while allowing for some degree of personal privacy. Molded-in pencil tray keeps items conveniently inside book box within easy reach, not on the floor or in the back of the book box. Measures 15" wide, 14" deep, and 4" high.

Book Bag Hook
Optional book bag hook formed from 1/4" solid wire rod quickly installs to underside of the top with #12-1" Phillips head screws. Chrome finish provides long lasting wear resistance.

INFORMATION

Warranty
Refer to KI Terms & Conditions document or visit ki.com

Intellect® Activity Tables
Product Color Options

Intellect® Activity Tables
Product Color Options

Surface Finish

Belair	LBQ
Biltmore Cherry	LBT
Black	LBK
Brighton Walnut	LBW
Canyon Zephyr	LCA
Castle Oak	LCO
Casual Linen	LCU
Cherry Storm	LCX
Classic Linen	LCI
Cloud Zephyr	LCL
Cocobala	LCC
Crisp Linen	LRI
Desert Zephyr	LDZ
Dove Grey	LDG
Fired Steel	LIL
Flax Linen	LXF
Florence Walnut	LFC
Forged Steel	LOL
Friston Ash	LFH
Frosty White	LFW
Graphite Nebula	LGN
Grey	LGE
High Rise	LHE
Hollyberry	LHY
Irish Linen	LIH
Island	LID
Italian Silver Ash	LIT
Kensington Maple	LKM
Lapis Blue	LLB
Markerboard White	LMK
Misted Zephyr	LMR
Monticello Maple	LMT
Nickel Evolv	LNV
North Sea	LNA
Ocean	LON
Pearl Bisque	LPB
Pearl Silver	LPS
Pressed Linen	LPR
River Cherry	LRY
Rugged Linen	LRG
Satin Stainless	LSS
Shadow Zephyr	LSR
Silicon evolv	LSV
Sterling Ash	LAZ
Tailored Linen	LTL
Titanium evolv	LTV
White Nebula	LWL
White Sand	LWN
Windsor Mahogany	LWY

Edge Color for 54B Edge Style

Black	EBL
Blue Grey	EGR
Cayenne	ECY
Cool Grey	ECG
Earthen Clay	EEY
Everglade Shade	EEV
Flannel	EFN
Frosty White	EFW
Hazy Jade	EHJ
Honey Bee	EHY
Light Tone	ELG
Mardi Gras	EMG
Misty Brown	EMY
Nemo	ENE
Nordic	END
Poppy Red	EPR
Purple Haze	EPH
Rubber Ducky	ERK
Sand	ESA
Sky Blue	ESK
Surf's Up	ESP
Twilight Shadow	ETI
Ultra Blue	EUB
Warm Grey	EWG
Zesty Lime	EZL

This edge color listing is for the 1 - 1/4" vinyl Bullnose Edge (54B)

Frame Color

Blue Grey	GR
Bronze Metallic	ZM
Cayenne	CY
Champagne Metallic	CM
Cool Grey	CG
Cottonwood	CO
Earthen Clay	EY
Espresso Metallic	EX
Everglade Shade	EV
Flannel	FN
Glitz Metallic	GZ
Hazy Jade	HJ
Honey Bee	HY
Light Tone	LG
Mardi Gras	MG
Misty Brown	MY
Nemo	NE
Nordic	ND
Purple Haze	PH
Rubber Ducky	RK
Sand	SA
Starlight Silver Metallic	SX
Surf's Up	SP
Twilight Shadow	TI
Ultra Blue	UB
Warm Grey	WG
Zesty Lime	ZL

Note: All legs are adjustable with the lower leg section always brite chrome.

Finish Cards
View color swatches for items listed within this document.

Paints **Wood/Veneer** **Molded Edges** **Hard Plastics**
Plastics/Poly **Laminates** **Edge Styles** **Glass**

Certain options referenced may not be available on GSA Schedule.

Intellect® Activity Tables (Freight Excluded)

Activity Tables

Intellect® Activity Tables (Freight Excluded)
Activity Tables

	MODEL	A x B	MODEL NUMBER				Approx. Packaged Weight	Freight Excluded Pricing
			Basic Model	Frame Color	Surface Finish	Edge Color		
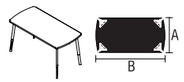 ETR	**Rectangular Tables** • Models ending in /A = black frame • Models ending in /ANS = colored frame	18 x 60”	E1860/A	□□	□□□	□□□	60.0#	$ 309
		18 x 60”	E1860/ANS	□□	□□□	□□□	60.0#	352
		18 x 84”	E1884/A	□□	□□□	□□□	75.0#	357
		18 x 84”	E1884/ANS	□□	□□□	□□□	75.0#	399
		20 x 36”	E2036/A	□□	□□□	□□□	45.0#	293
		20 x 36”	E2036/ANS	□□	□□□	□□□	45.0#	334
		20 x 48”	E2048/A	□□	□□□	□□□	55.0#	308
		20 x 48”	E2048/ANS	□□	□□□	□□□	55.0#	350
		20 x 60”	E2060/A	□□	□□□	□□□	65.0#	338
		20 x 60”	E2060/ANS	□□	□□□	□□□	65.0#	378
		24 x 36”	E2436/A	□□	□□□	□□□	55.0#	320
		24 x 36”	E2436/ANS	□□	□□□	□□□	55.0#	363
		24 x 48”	E2448/A	□□	□□□	□□□	60.0#	337
		24 x 48”	E2448/ANS	□□	□□□	□□□	60.0#	377
		24 x 54”	E2454/A	□□	□□□	□□□	65.0#	352
		24 x 54”	E2454/ANS	□□	□□□	□□□	65.0#	396
		24 x 60”	E2460/A	□□	□□□	□□□	70.0#	367
		24 x 60”	E2460/ANS	□□	□□□	□□□	70.0#	409
		30 x 48”	E3048/A	□□	□□□	□□□	70.0#	368
		30 x 48”	E3048/ANS	□□	□□□	□□□	70.0#	412
		30 x 60”	E3060/A	□□	□□□	□□□	85.0#	399
		30 x 60”	E3060/ANS	□□	□□□	□□□	85.0#	442
		30 x 72”	E3072/A	□□	□□□	□□□	100.0#	427
		30 x 72”	E3072/ANS	□□	□□□	□□□	100.0#	470
		36 x 60”	E3660/A	□□	□□□	□□□	100.0#	422
		36 x 60”	E3660/ANS	□□	□□□	□□□	100.0#	468
		36 x 72”	E3672/A	□□	□□□	□□□	115.0#	457
		36 x 72”	E3672/ANS	□□	□□□	□□□	115.0#	501
				Ⓐ	Ⓑ	Ⓒ	Ⓓ	

HOW TO ORDER

Indicate the following information on order form:
1. Quantity of each item.
2. Model number, including options. See “How To Build a Model Number”.
3. Any special service required.

Note: • The □ indicates that a choice is required.
- The absence of the □ indicates that no choice is required.
- Alpha-numeric characters in place of □ indicate that no other alternatives are available.

HOW TO BUILD A MODEL NUMBER

Ⓐ Select basic model.

Ⓑ Select frame color.
Refer to the **Product Color Options** page in this price list.

Ⓒ Select surface finish.
Refer to the **Product Color Options** page in this price list.
Surface finish offerings are based on edge style selections.

Ⓓ Select edge color.
Refer to the **Product Color Options** page in this price list.
Edge color offerings are based on edge style selections.

SPECIAL SERVICES

Special Carton Marking

With specially marked information N/C

Shipping

Ships **knocked down, FOB Bonduel, WI 54107, freight excluded.** Freight class 85.

Specifications and prices are subject to change without prior notice.

Intellect® Activity Tables (Freight Excluded)

Activity Tables

Intellect® Activity Tables (Freight Excluded)
Activity Tables

		MODEL	A x B	MODEL NUMBER				Approx. Packaged Weight	Freight Excluded Pricing
				Basic Model	Frame Color	Surface Finish	Edge Color		
		**Square Tables** • Models ending in /A = black frame • Models ending in /ANS = colored frame	36 x 36”	E36S/A	□□	□□□	□□□	65.0#	$ 352
			36 x 36”	E36S/ANS	□□	□□□	□□□	65.0#	396
			48 x 48”	E48S/A	□□	□□□	□□□	90.0#	371
			48 x 48”	E48S/ANS	□□	□□□	□□□	90.0#	413
ETS									
		**Round Tables** • Models ending in /A = black frame • Models ending in /ANS = colored frame	36” Diameter	E36R/A	□□	□□□	□□□	60.0#	$ 370
			36” Diameter	E36R/ANS	□□	□□□	□□□	60.0#	413
			48” Diameter	E48R/A	□□	□□□	□□□	85.0#	445
			48” Diameter	E48R/ANS	□□	□□□	□□□	85.0#	489
ETC			60” Diameter	E60R/A	□□	□□□	□□□	125.0#	580
			60” Diameter	E60R/ANS	□□	□□□	□□□	125.0#	622
				Ⓐ	Ⓑ	Ⓒ	Ⓓ		

HOW TO ORDER

Indicate the following information on order form:
1. Quantity of each item.
2. Model number, including options. See “How To Build a Model Number”.
3. Any special service required.

Note: • The □ indicates that a choice is required.
- The absence of the □ indicates that no choice is required.
- Alpha-numeric characters in place of □ indicate that no other alternatives are available.

HOW TO BUILD A MODEL NUMBER

Ⓐ Select basic model.

Ⓑ Select frame color.
Refer to the **Product Color Options** page in this price list.

Ⓒ Select surface finish.
Refer to the **Product Color Options** page in this price list.
Surface finish offerings are based on edge style selections.

Ⓓ Select edge color.
Refer to the **Product Color Options** page in this price list.
Edge color offerings are based on edge style selections.

SPECIAL SERVICES

Special Carton Marking

With specially marked information	N/C

Shipping

Ships **knocked down, FOB Bonduel, WI 54107, freight excluded.** Freight class 85.

Specifications and prices are subject to change without prior notice.

Intellect® Activity Tables (Freight Excluded)

Activity Tables

Intellect® Activity Tables (Freight Excluded)
Activity Tables

	MODEL	A x B	MODEL NUMBER Basic Model	Frame Color	Surface Finish	Edge Color	Approx. Packaged Weight	Freight Excluded Pricing
 ET4	**Quarter (1/4) Round Tables** • Models ending in /A = black frame • Models ending in /ANS = colored frame	42 x 24 x 56”	E424/A	□□	□□□	□□□	60.0#	$ 371
		42 x 24 x 56”	E424/ANS	□□	□□□	□□□	60.0#	415
		48 x 30 x 64”	E430/A	□□	□□□	□□□	75.0#	391
		48 x 30 x 64”	E430/ANS	□□	□□□	□□□	75.0#	435
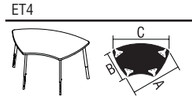 ET6	**Sixth (1/6) Round Tables** • Models ending in /A = black frame • Models ending in /ANS = colored frame	45 x 24 x 50”	E624/A	□□	□□□	□□□	60.0#	$ 368
		45 x 24 x 50”	E624/ANS	□□	□□□	□□□	60.0#	412
		51 x 30 x 56”	E630/A	□□	□□□	□□□	70.0#	391
		51 x 30 x 56”	E630/ANS	□□	□□□	□□□	70.0#	435
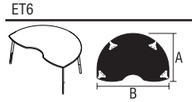 ETK	**Kidney Shape Tables** • Models ending in /A = black frame • Models ending in /ANS = colored frame	48 x 72”	E4872K/A	□□	□□□	□□□	120.0#	$ 672
		48 x 72”	E4872K/ANS	□□	□□□	□□□	120.0#	714
			Ⓐ	Ⓑ	Ⓒ	Ⓓ		

HOW TO ORDER

Indicate the following information on order form:
1. Quantity of each item.
2. Model number, including options. See “How To Build a Model Number”.
3. Any special service required.

Note: • The □ indicates that a choice is required.
- The absence of the □ indicates that no choice is required.
- Alpha-numeric characters in place of □ indicate that no other alternatives are available.

HOW TO BUILD A MODEL NUMBER

Ⓐ Select basic model.

Ⓑ Select frame color.
Refer to the **Product Color Options** page in this price list.

Ⓒ Select surface finish.
Refer to the **Product Color Options** page in this price list.
Surface finish offerings are based on edge style selections.

Ⓓ Select edge color.
Refer to the **Product Color Options** page in this price list.
Edge color offerings are based on edge style selections.

SPECIAL SERVICES

Special Carton Marking

With specially marked information	N/C

Shipping

Ships **knocked down, FOB Bonduel, WI 54107, freight excluded.** Freight class 85.

Specifications and prices are subject to change without prior notice.

Intellect® Activity Tables (Freight Excluded)

Activity Tables

Intellect® Activity Tables (Freight Excluded)
Activity Tables

	MODEL	SIZE	MODEL NUMBER Basic Model	MODEL NUMBER Frame Color	Approx. Packaged Weight	Freight Excluded Pricing
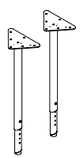 ETL	**Leg Set** • Seam-welded tubular steel legs • Self-leveling glides • Upper leg is powder coated paint • Lower leg is chromed • 22”-32” Adjustable height • Priced set of four legs • Model ETL = black frame • Model ETLNS = colored f rame	22 - 32” 22 - 32”	ETL ETLNS	□□ □□	15.0# 15.0#	$ 83 125
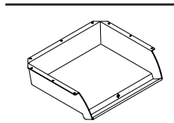 ETBB	**Plastic Book Box** • 4” high x 14” deep x 15” wide • Translucent finish • Field installable		EPB		3.0#	$ 31
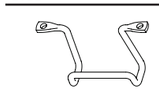 ETBB	**Book Bag Hook** • 1/4” solid wire rod • Chrome finish • Field installable		EBH		3.0#	$ 10
			Ⓐ	Ⓑ		

HOW TO ORDER

Indicate the following information on order form:
1. Quantity of each item.
2. Model number, including options. See “How To Build a Model Number”.
3. Any special service required.

Note: • The □ indicates that a choice is required.
- The absence of the □ indicates that no choice is required.
- Alpha-numeric characters in place of □ indicate that no other alternatives are available.

HOW TO BUILD A MODEL NUMBER

Ⓐ Select basic model.

Ⓑ Select frame color.
Refer to the **Product Color Options** page in this price list.

SPECIAL SERVICES

Special Carton Marking

With specially marked information	N/C

Shipping

Ships **knocked down, FOB Bonduel, WI 54107, freight excluded.** Freight class 85.

Specifications and prices are subject to change without prior notice.

Intellect® Activity Tables (Delivered)

Activity Tables

Intellect® Activity Tables (Delivered)
Activity Tables

	MODEL	A x B	MODEL NUMBER Basic Model	Frame Color	Surface Finish	Edge Color	Approx. Packaged Weight	Delivered Pricing
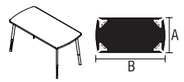	**Rectangular Tables** • Models ending in /A = black frame • Models ending in /ANS = colored frame	18 x 60”	E1860/A	☐☐	☐☐☐	☐☐☐	60.0#	$ 378
		18 x 60”	E1860/ANS	☐☐	☐☐☐	☐☐☐	60.0#	422
		18 x 84”	E1884/A	☐☐	☐☐☐	☐☐☐	75.0#	439
		18 x 84”	E1884/ANS	☐☐	☐☐☐	☐☐☐	75.0#	478
ETR		20 x 36”	E2036/A	☐☐	☐☐☐	☐☐☐	45.0#	348
		20 x 36”	E2036/ANS	☐☐	☐☐☐	☐☐☐	45.0#	390
		20 x 48”	E2048/A	☐☐	☐☐☐	☐☐☐	55.0#	367
		20 x 48”	E2048/ANS	☐☐	☐☐☐	☐☐☐	55.0#	406
		20 x 60”	E2060/A	☐☐	☐☐☐	☐☐☐	65.0#	403
		20 x 60”	E2060/ANS	☐☐	☐☐☐	☐☐☐	65.0#	444
		24 x 36”	E2436/A	☐☐	☐☐☐	☐☐☐	55.0#	380
		24 x 36”	E2436/ANS	☐☐	☐☐☐	☐☐☐	55.0#	422
		24 x 48”	E2448/A	☐☐	☐☐☐	☐☐☐	60.0#	415
		24 x 48”	E2448/ANS	☐☐	☐☐☐	☐☐☐	60.0#	455
		24 x 54”	E2454/A	☐☐	☐☐☐	☐☐☐	65.0#	435
		24 x 54”	E2454/ANS	☐☐	☐☐☐	☐☐☐	65.0#	476
		24 x 60”	E2460/A	☐☐	☐☐☐	☐☐☐	70.0#	437
		24 x 60”	E2460/ANS	☐☐	☐☐☐	☐☐☐	70.0#	477
		30 x 48”	E3048/A	☐☐	☐☐☐	☐☐☐	70.0#	452
		30 x 48”	E3048/ANS	☐☐	☐☐☐	☐☐☐	70.0#	496
		30 x 60”	E3060/A	☐☐	☐☐☐	☐☐☐	85.0#	490
		30 x 60”	E3060/ANS	☐☐	☐☐☐	☐☐☐	85.0#	531
		30 x 72”	E3072/A	☐☐	☐☐☐	☐☐☐	100.0#	526
		30 x 72”	E3072/ANS	☐☐	☐☐☐	☐☐☐	100.0#	570
		36 x 60”	E3660/A	☐☐	☐☐☐	☐☐☐	100.0#	521
		36 x 60”	E3660/ANS	☐☐	☐☐☐	☐☐☐	100.0#	567
		36 x 72”	E3672/A	☐☐	☐☐☐	☐☐☐	115.0#	567
		36 x 72”	E3672/ANS	☐☐	☐☐☐	☐☐☐	115.0#	607
				Ⓐ	Ⓑ	Ⓒ	Ⓓ	

HOW TO ORDER

Indicate the following information on order form:
1. Quantity of each item.
2. Model number, including options. See “How To Build a Model Number”.
3. Any special service required.

Note: • The ☐ indicates that a choice is required.
- The absence of the ☐ indicates that no choice is required.
- Alpha-numeric characters in place of ☐ indicate that no other alternatives are available.

HOW TO BUILD A MODEL NUMBER

Ⓐ Select basic model.

Ⓑ Select frame color.
Refer to the **Product Color Options** page in this price list.

Ⓒ Select surface finish.
Refer to the **Product Color Options** page in this price list.
Surface finish offerings are based on edge style selections.

Ⓓ Select edge color.
Refer to the **Product Color Options** page in this price list.
Edge color offerings are based on edge style selections.

SPECIAL SERVICES

Special Carton Marking

With specially marked information N/C

Shipping

Ships **knocked down, FOB Bonduel, WI 54107, freight prepaid.** Freight class 85.

Specifications and prices are subject to change without prior notice.

Intellect® Activity Tables (Delivered)

Activity Tables

Intellect® Activity Tables (Delivered)
Activity Tables

		MODEL	A x B	MODEL NUMBER Basic Model	Frame Color	Surface Finish	Edge Color	Approx. Packaged Weight	Delivered Pricing
		**Square Tables** • Models ending in /A = black frame • Models ending in /ANS = colored frame	36 x 36”	E36S/A	□□	□□□	□□□	65.0#	$ 435
			36 x 36”	E36S/ANS	□□	□□□	□□□	65.0#	476
			48 x 48”	E48S/A	□□	□□□	□□□	90.0#	442
			48 x 48”	E48S/ANS	□□	□□□	□□□	90.0#	482
ETS									
		**Round Tables** • Models ending in /A = black frame • Models ending in /ANS = colored frame	36” Diameter	E36R/A	□□	□□□	□□□	60.0#	$ 454
			36” Diameter	E36R/ANS	□□	□□□	□□□	60.0#	498
			48” Diameter	E48R/A	□□	□□□	□□□	85.0#	547
			48” Diameter	E48R/ANS	□□	□□□	□□□	85.0#	590
ETC			60” Diameter	E60R/A	□□	□□□	□□□	125.0#	715
			60” Diameter	E60R/ANS	□□	□□□	□□□	125.0#	757
				Ⓐ	Ⓑ	Ⓒ	Ⓓ		

HOW TO ORDER

Indicate the following information on order form:
1. Quantity of each item.
2. Model number, including options. See “How To Build a Model Number”.
3. Any special service required.

Note: • The □ indicates that a choice is required.
- The absence of the □ indicates that no choice is required.
- Alpha-numeric characters in place of □ indicate that no other alternatives are available.

HOW TO BUILD A MODEL NUMBER

Ⓐ Select basic model.

Ⓑ Select frame color.
Refer to the **Product Color Options** page in this price list.

Ⓒ Select surface finish.
Refer to the **Product Color Options** page in this price list.
Surface finish offerings are based on edge style selections.

Ⓓ Select edge color.
Refer to the **Product Color Options** page in this price list.
Edge color offerings are based on edge style selections.

SPECIAL SERVICES

Special Carton Marking

With specially marked information	N/C

Shipping

Ships **knocked down, FOB Bonduel, WI 54107, freight prepaid.** Freight class 85.

Specifications and prices are subject to change without prior notice.

Intellect® Activity Tables (Delivered)

Activity Tables

Intellect® Activity Tables (Delivered)
Activity Tables

	MODEL	A x B	MODEL NUMBER Basic Model	Frame Color	Surface Finish	Edge Color	Approx. Packaged Weight	Delivered Pricing
 ET4	**Quarter (1/4) Round Tables** • Models ending in /A = black frame • Models ending in /ANS = colored frame	42 x 24 x 56”	E424/A	□□	□□□	□□□	60.0#	$ 443
		42 x 24 x 56”	E424/ANS	□□	□□□	□□□	60.0#	482
		48 x 30 x 64”	E430/A	□□	□□□	□□□	75.0#	472
		48 x 30 x 64”	E430/ANS	□□	□□□	□□□	75.0#	532
 ET6	**Sixth (1/6) Round Tables** • Models ending in /A = black frame • Models ending in /ANS = colored frame	45 x 24 x 50”	E624/A	□□	□□□	□□□	60.0#	$ 439
		45 x 24 x 50”	E624/ANS	□□	□□□	□□□	60.0#	478
		51 x 30 x 56”	E630/A	□□	□□□	□□□	70.0#	468
		51 x 30 x 56”	E630/ANS	□□	□□□	□□□	70.0#	509
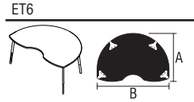 ETK	**Kidney Shape Tables** • Models ending in /A = black frame • Models ending in /ANS = colored frame	48 x 72”	E4872K/A	□□	□□□	□□□	120.0#	$ 823
		48 x 72”	E4872K/ANS	□□	□□□	□□□	120.0#	866
				Ⓑ	Ⓒ	Ⓓ		

HOW TO ORDER

Indicate the following information on order form:
1. Quantity of each item.
2. Model number, including options. See “How To Build a Model Number”.
3. Any special service required.

Note: • The □ indicates that a choice is required.
- The absence of the □ indicates that no choice is required.
- Alpha-numeric characters in place of □ indicate that no other alternatives are available.

HOW TO BUILD A MODEL NUMBER

Ⓐ Select basic model.

Ⓑ Select frame color.
Refer to the **Product Color Options** page in this price list.

Ⓒ Select surface finish.
Refer to the **Product Color Options** page in this price list.
Surface finish offerings are based on edge style selections.

Ⓓ Select edge color.
Refer to the **Product Color Options** page in this price list.
Edge color offerings are based on edge style selections.

SPECIAL SERVICES

Special Carton Marking

With specially marked information	N/C

Shipping

Ships **knocked down, FOB Bonduel, WI 54107, freight prepaid.** Freight class 85.

Specifications and prices are subject to change without prior notice.

Intellect® Activity Tables (Delivered)

Activity Tables

Intellect® Activity Tables (Delivered)
Activity Tables

	MODEL	SIZE	MODEL NUMBER: Basic Model	MODEL NUMBER: Frame Color	Approx. Packaged Weight	Delivered Pricing
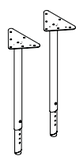 ETL	**Leg Set** • Seam-welded tubular steel legs • Self-leveling glides • Upper leg is powder coated paint • Lower leg is chromed • 22"-32" Adjustable height • Priced set of four legs • Model ETL = black frame • Model ETLNS = colored f rame	22 - 32" 22 - 32"	ETL ETLNS	□□ □□	15.0# 15.0#	$ 99 143
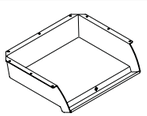 ETBB	**Plastic Book Box** • 4" high x 14" deep x 15" wide • Translucent finish • Field installable		EPB		3.0#	$ 31
 ETBB	**Book Bag Hook** • 1/4" solid wire rod • Chrome finish • Field installable		EBH		3.0#	$ 10
			Ⓐ	Ⓑ		

HOW TO ORDER

Indicate the following information on order form:
1. Quantity of each item.
2. Model number, including options. See "How To Build a Model Number".
3. Any special service required.

Note: • The □ indicates that a choice is required.
- The absence of the □ indicates that no choice is required.
- Alpha-numeric characters in place of □ indicate that no other alternatives are available.

HOW TO BUILD A MODEL NUMBER

Ⓐ Select basic model.

Ⓑ Select frame color.
Refer to the **Product Color Options** page in this price list.

SPECIAL SERVICES

Special Carton Marking

With specially marked information N/C

Shipping

Ships **knocked down, FOB Bonduel, WI 54107, freight prepaid.** Freight class 85.

Specifications and prices are subject to change without prior notice.

1330 Bellevue Street
P.O. Box 8100
Green Bay, WI 54308-8100
800.424.2432
ki.com

KI and Furnishing Knowledge are registered trademarks of Krueger International, Inc.

© 2020 Krueger International, Inc.
All Rights Reserved.
Code KI-PLW-000408/KI/PDF



Furnishing Knowledge®

INTELLECT WAVE® CLASSROOM FURNITURE

PRICE LIST

January 3, 2011

Updated October 3, 2022

800.424.2432

Contents

Refer to KI Terms & Conditions document or visit ki.com.

Contents

Refer to KI Terms & Conditions document or visit ki.com.

Ordering COM, COL and COV
Information 3

Intellect Wave® Classroom Furniture
General Information 4
Product Color Options 8

Intellect Wave® Classroom Furniture (Freight Excluded)
Cantilever Chair 9
4-Leg Chair 11
Music Chair 13
4-Leg Chair with Casters 14
Task Chair 15
Task Stool 16
Cafe Stool 17
Dolly 18
Cantilever Desk 19
Sit/Stand Cantilever Desk 21
4-Leg Desk 22
Trapezoid Desk 24
Tripod Desk 25
Double Entry Desk 26
XL Double Entry Desk 27

Intellect Wave® Classroom Furniture (Delivered)
Cantilever Chair 28
4-Leg Chair 30
Music Chair 32
4-Leg Chair with Casters 33
Task Chair 34
Task Stool 35
Cafe Stool 36
Dolly 37
Cantilever Desk 38
Sit/Stand Cantilever Desk 40
4-Leg Desk 41
Trapezoid Desk 43
Tripod Desk 44
Double Entry Desk 45
XL Double Entry Desk 46

How to Specify C.O.M. Upholstery
Textile designs often have intricate patterns. Not all individuals will interpret fabric direction in the same manner.

As a standard procedure, KI cuts fabrics off the roll in a horizontal fashion as shown in Diagram A at the right. By cutting in this fashion, most waste is eliminated. Our requirements for yardage in this book are based on this type of cutting. When directional or patterned fabrics are used, they often require more yardage than solid colors.

By providing KI with a completely filled-out copy of the form on this page, we will be able to expedite your order. We find it particularly helpful with directional or patterned upholstery material. It is critical that copies of this form accompany test quantities as well as production quantities of C.O.M.

C.O.M. must be supplied in continuous yardage.

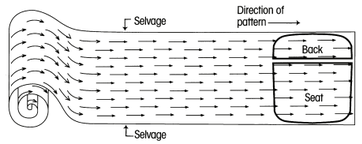

C.O.M., C.O.L. and C.O.V. Testing
KI will require for testing actual yardage to uphol ster one chair. The testing requirements depend on which chair you have selected on your order.

Test samples will be applied to the order and will be held for 6 months if needed. After 6 months, the sample can no longer be applied to your order. For all products to be tested, send test samples for approval to:

KI
Attn: C.O.M. Specialist
1687 Westminster Drive, Gate 3
Green Bay WI 54302

To expedite the procedure, attach a copy of the "C.O.M. Information Form" on this page.

All C.O.M., C.O.L. and C.O.V. must be labeled with the purchase order number.

C.O.M., C.O.L. and C.O.V. Production
Customer's fabrics and leathers must be approved prior to acceptance for production. Upon test approval, a 1' square sample swatch of upholstery material must accompany the order. KI assumes no responsibility for wear, defects or performance of customer's own fabrics, vinyl or leather. C.O.M., C.O.L. and C.O.V. orders are available on a deferred delivery basis.

Orders for production of C.O.M., C.O.L. and C.O.V. upholstered products are not scheduled for processing until upholstery material is received. Upon receipt, KI will provide an acknowledgement and an estimated shipping date.

KI recommends that leather be ordered in - yardage. Leather must be usable. The outer edges cannot be calculated as square feet or yardage.

The C.O.M., C.O.L. and C.O.V. yardage requirements accompanying products in the pricing section are for 10 chairs/seats or less, 54" wide nondirectional material. On larger orders, less material is required.

For exact production yardage requirements, call 1-800-424-2432, ext. 2707.

C.O.M., C.O.L. and C.O.V. Order Processing

For products shipped from Green Bay, WI facility, ship upholstery material to:

KI
Attn: C.O.M. Storage
1687 Westminster Drive - Gate 3
Green Bay, WI 54302

For products shipped from Bonduel, WI facility, ship material to:

KI
Attn: C.O.M. Storage
204 West South Street
Bonduel, WI 54107

For products shipped from Ontario, CA facility, ship material to:

Avail/Impress/Kismet/Medical & Laboratory Stools/Pilot
Attn: C.O.M. Storage
1110 S. Mildred Ave.
Ontario, CA 91761

Intricate Patterns
In the event of specific requirements for positioning of intricate patterns or pattern repeats on seats and backrests, provide a sketch noting requirements, as in Diagram B, along with materials for testing, and with the order.

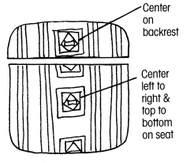

Diagram B

Treated Materials
If C.O.M. requires processing such as Scotchgard® or acrylic backing, it often shrinks. To prevent delays in delivery or back ordering due to shrinkage, please have your processor remeasure after processing and assure adequate yardage shipment.

Split Orders
If a portion of the shipment which does not require C.O.M., C.O.L. or C.O.M. applications is to be processed and shipped early, KI will enter the order immediately at your request. These split shipments are subject to minimum order changes.

Contact the C.O.M. Specialist at 1-800-424-2432, ext. 2707, with questions or to verify a split order.

Excess Upholstery Material
KI will dispose of excess upholstery material at the time of shipment unless expressly requested to return it with the product shipment.

Cancelled or Changed Orders
KI assumes no responsibility for extra C.O.M., C.O.L. or C.O.V. material due to a change of upholstery or cancellation of an order. It is the customer's responsibility to arrange for return of this material.

C.O.M., C.O.L and C.O.V. Information Form

A copy of this form should accompany test requests and production orders. Please fill it out completely, and, if your order has been acknowledged, provide the acknowledgement number.

Purchasing Agent (Dealer or buying organization)

Attention

Address

City State Zip

Project Name

Type of seating and number of units of each type

Please see information below and check the appropriate box.

☐ Submitted for testing.

Purchase Order Number

☐ Test approved. Submitted for production.

KI Acknowledgement Number

In all instances, send this form to the C.O.M. Specialist.

☐ A Selvage Top and Bottom



☐ B Selvage Side and Side



C.O.M. SHIPPING LOCATION

Architectural Walls
- Evoke ..... MN
- Genius Walls ..... MN

Casegoods
- Aristotle Tackboards ..... MN
- Likha Tackboards ..... MN

Classroom Furniture
- Intellect Wave Chairs ..... GB
- Learn2 ..... GB
- Ruckus ..... GB

Desking
- 700 Series Desking ..... KP
- Balance Overheads ..... MN
- Genesis Desking ..... MN
- True Desking ..... KP
- Universal Overheads ..... MN
- WorkZone Desking ..... MN

Files & Storage
- 700 Series Pedestal Cushion ..... GB
- Connection Zone Pads ..... BW
- U-Series Pedestal Cushion ..... GB
- Tattoo ..... BW

Fixed Seating
- Concerto Auditorium Seating ..... BW
- Single Pedestal Seating ..... GB
- Jury Base Seating ..... GB
- Lancaster Auditorium Seating ..... BW
- Sequence Seating ..... GB
- University Seating ..... GB

Panel Systems
- All Terrain ..... KP
- Balance Overheads ..... MN
- System 3000 ..... MN
- Universal Overheads ..... MN
- Wireworks ..... MN
- Unite ..... MN

Residence Hall Furniture
- RoomScape Furniture ..... MN

Screens
- All Terrain ..... KP
- Connection Zone ..... BW
- True/Volition ..... KP
- Genesis ..... KP
- Tattoo ..... MN
- Universal ..... BW

Seating
- 400 Series Folding Chairs ..... BW
- 600 Series Folding Chairs ..... BW
- 600 Series Stools ..... BW
- Affina Collection ..... HN
- Altus Task Chairs ..... GB
- Apply Stack Chairs ..... GB
- Auditorium Folding Chairs ..... BW
- Calida Lounge Seating ..... HN
- Diem Task Chairs ..... OM
- Doni Collection ..... GB
- FourC Seating ..... GB
- Gladly Lounge Seating ..... VQ
- Grazie Seating ..... GB
- Hiatus Sleeper Bench ..... HN
- Hub Modular Lounge Seating ..... HN
- Impress Task Chairs ..... OM
- Impress Ultra Task Chairs ..... OM
- Jessa Lounge Seating ..... HN
- Jubilee Lounge Seating ..... VQ
- Katera Guest Chair ..... GB
- Kurv Benches ..... HN
- LaResta Day Beds ..... HN
- LimeLite ..... GB
- Lyra Lounge Seating ..... HN
- Maestro Stack Chairs ..... GB
- Matrix Stack Chairs ..... GB
- Medical & Laboratory Stools ..... OM
- MyPlace Lounge Seating ..... HN
- MyWay Seating ..... HN
- Oath Task Chairs and Stools ..... GB
- Opt4 ..... GB
- Pilot Task Chairs ..... OM
- Promenade Seating System ..... BW
- Ruckus ..... GB
- Sela Lounge Seating ..... HN
- Sift Task Chairs ..... GB
- Signia Task Chairs and Stools ..... OM
- Soltice Metal Collection ..... HN
- Soltice Multiple, Healthcare & Guest ..... HN
- Soltice II Healthcare Seating ..... HN
- Strive Multiple, Stack & Task ..... GB
- Sway ..... BW
- Tattoo ..... HN
- Torsion-on-the-Go! Nesting Chairs ..... GB
- Torsion Air Stack and Task Seating ..... GB
- Zoetry ..... HN

KI Manufacturing Sites - Customer's Own Material Shipment Manufacturing Site Addresses

BW
KI Bonduel
Attn: COM Storage
204 West South St.
Bonduel, WI 54107

HN
KI High Point
Attn: COM Storage
217 Feld Avenue
High Point, NC 27263

MN
KI Manitowoc
Attn: COM Storage
1400 S. 41st St.
Manitowoc, WI 54220

VQ
KI
Attn: COM Fabrics
6892 Marlin Circle
La Palma, CA 90623

GB
KI Green Bay
Attn: COM Storage
1687 Westminster Drive - Gate 3
Green Bay, WI 54302

KP
KI Pembroke
Attn: COM Storage
1000 Olympic Dr.
Pembroke, Ontario K8A6X7

OM
KI
Attn: COM Storage
1110 S. Mildred Ave.
Ontario, CA 91761

© 2022 Krueger International Inc. All Rights reserved. Code KI-FF-000059/KI/PDF/0822

Intellect Wave® Classroom Furniture
General Information







	Cantilever Chair (IWC)	4-Leg Chair (IW4)	Music Chair (IWMC)	4-Leg Chair with Casters (IW4C)	Task Chair (IWPD)
Features					
Stackable	•	•	•	•	
Book rack (under seat) for 18" or larger chairs	•	•	•	•	
Seat Tilt Option					•

Recommended Classroom Seating and Worksurface Heights									
SEATING measured to top of seat	10"	12"	13"	14"	15"	16"	18"	24"	30"
WORKSURFACE without book box	17"-19"	19"-21"	21"-23"	22"-24"	24"-26	26"-28"	28"-30"	35"-37"	40"-42"
GRADE LEVEL									
Pre-K									
K									
1									
2									
3									
4									
5 & up									

	General Dimensions		
	Seat Width	Seat Depth	Height
Extra Small (10")	12.5	12.0	20.0
Small (13")	12.5	12.0	23.0
Medium (15")	14.3	14.0	26.5
Large (18")	17.5	17.0	32.0

Cantilever Chair Overall Dimensions			
Width	Depth	Height	Seat Height
15.4	14.2	23.0	13.7
17.2	16.2	26.5	15.0
20.3	19.6	32.0	18.0

	4-Leg Chair Overall Dimensions (IW4)			
	Width	Depth	Height	Seat Height
Extra Small	14.8	14.0	20.0	10.0
Small	14.8	15.0	23.0	13.0
Medium	16.7	17.0	26.5	15.0
Large	19.7	20.0	32.0	18.0

4-Leg Chair with Casters Overall Dimensions (IW4C)			
Width	Depth	Height	Seat Height
16.7	17.0	26.5	15.0
19.7	20.0	32.0	18.0

	Music Chair Overall Dimensions (IWMC)			
	Width	Depth	Height	Seat Height
Extra Small				
Small				
Medium	16.7	17.5	29.3	16.5
Large	19.7	21.2	34.6	19.0

Task Chair without Arms Overall Dimensions (IWPD)			
Width	Depth	Height	Seat Height
24.5	24.5	25.5 - 28.3	14.0 - 16.8
24.5	24.5	30.5 - 35.5	16.5 - 21.5

	Stacking on Dolly Overall Dimensions			
	Qty	Width	Depth	Height
Extra Small 4-Leg				
Small 4-Leg				
Medium 4-Leg				
Medium 4-Leg Caster				
Large 4-Leg	10	22.5	39.0	65.0
Large 4-Leg Caster	10	22.5	39.0	65.0
Medium Music				
Large Music	5	22.5	38.0	53.0
Small Cantilever				
Medium Cantilever				
Large Cantilever	7	22.5	29.0	62.0

Stacking on Floor Overall Dimensions			
Qty	Width	Depth	Height
8	15.0	26.0	38.5
4	15.0	23.5	31.5
6	17.5	30.0	38.0
6	17.5	30.0	38.0
8	21.0	36.0	50.0
4	21.0	33.0	40.0
5	21.0	33.0	43.0
5	21.0	33.0	43.0
4	16.0	24.5	33.5
3	17.5	25.5	33.0
5	21.0	37.0	44.0

SPECIFICATIONS

Shell
One-piece contoured shell made of static-free, high-impact polypropylene. Colorfastness ensured through complete color impregnation throughout the molded part. Strength and durability shall be assured through an engineered internal structural cavity which eliminates the need for unsightly ribs on the back of the shell. Rolled edges for comfort and strength. Textured front and back. Wide, ergonomic handle molded into chair back for ease of mobility. Fastens to frame with six screws. Upholstered chairs have partially exposed polypropylene surfaces. Fabric is upholstered over 9/16" foam on the back and seat and fastened to an inner shell with screws.

Frames

Cantilever Chair, 4-Leg Chair, 4-Leg w/Casters, Music Chair, and Cafe Stool
.75" x 1.5" O.D. x 15-gauge elliptical steel tubing welded to a 14-gauge steel plate. Frame shall be duplex nickel chrome plated or powder coated after all welding processes are complete.

Task Chair and Stool
The frame is constructed of a 12-gauge base plate powder coated black with a lever-activated pneumatic cylinder for seat height adjustment. Availble with a seat tilt mechanism on armless chairs only. Tilt mechanism includes a tension adjustment knob and a tilt lock on the seat height adjustment lever.

Book Rack (under seat)
External framework of 5/16" diameter solid wire rod attached to the chair frame with 4 screws. Cross braces of 5/16" diameter solid wire rod welded between the external framework. Book racks offered assembled at factory (cartoned "CTN" only). Chairs with book racks cannot stack and do not include stacking bumpers. Chrome only.

Glides
Swivel type polished zinc-plated steel, nylon, or felt Solo glides available. (Note: Felt Solo glides will increase the height of the product by 1/4".) Refer to the Glide Selection Guidelines for recommendations by floor type.

Glides - Task Chair and Stool
Adjustable molded, high-impact plastic glides.

Casters - Task Chair, Task Stool, and 4-Leg Chair w/Casters

Carpet Casters
Double wheels of high-impact thermoplastic. High-impact plastic frame. Black finish only.

Hard Floor Casters
Double wheels of soft plastic. High-impact plastic frame. Black finish only.

Pneumatic Height Adjustment - Task Chair and Stool
Lever-activated pneumatic cylinder enables seat height adjustment from 16-1/2" to 21-1/2" (large chair), 14" to 16-1/2" (medium chair), and 20-1/4" to 30-3/4" (stool).

Base

Task Chair
24" injection-molded, glass-reinforced nylon 5-blade base.

Task Stool
26" injection-molded, glass-reinforced nylon 5-blade base.

Armrest - Task Chair and Stool
A tubular steel frame supports self-skinning urethane armrests. The support is bolted to the seat underside. Armrest paint color and top pad are always black. (Field installable)

INFORMATION

C.O.M. Testing and Production Requirements
Not all materials are suitable for upholstering this product. A 1 yd. x 54" sample must be submitted and approved prior to acceptance of an order. If the fabric is directional in pattern or weave, the direction must be indicated on the submitted sample, and additional yardage may be requested.

Test samples must be sent to:

KI
Attn: C.O.M. Specialist
1687 Westminster Drive - Gate 3
Green Bay, WI 54302

Fabric Disclaimer
Fabric will be applied as swatched by the fabric manufacturer. Fabric that is required to be applied differently than is swatched will need a Product Modification Request written specifying the direction the fabric is to be applied. The posted standard lead time will apply to the Product Modification Request.

Book Box and Book Rack Disclaimer
Book boxes or book racks on desks reduce leg clearance. The next larger size desk or an adjustable leg desk may be a better solution.
Prior to ordering, KI recommends reviewing a sample of the desk with students in the appropriate demographic.

Chair Handle Hole Dimensions		
	Width	Height
Small	3.0"	1.0"
Medium	3.5"	1.1"
Large	3.7"	1.2"

Package Code Explanation
PLT:Pallet – Product is protected, banded to pallet and stretch wrapped.
RCK:Racked – Product is protected, banded to wooden rack and stretch wrapped.

KI Color Match Program
KI offers the additional option of color matching paint, polypropylene, or wood stain through Product Modification Requests, contact Customer Service for details.

Whatever you imagine, whatever you require. KI's Color Match program lets you pick your color!

Color Match Process - Poly Seating information can be found here.

INFORMATION

Warranty
Refer to KI Terms & Conditions document or visit ki.com

Intellect Wave® Classroom Furniture
General Information

Intellect Wave® Classroom Furniture
General Information



Dolly (IWD)



Task Stool (IWS)



24" Cafe Stool (IWCS)



30" Cafe Stool (IWCS)

Features				
Stackable			•	•
General Dimensions				
Seat width x depth		17-1/2" x 17"	17-1/2" x 17"	17-1/2" x 17"
Seat height		20-1/2" - 30-3/4"	24-1/2"	30-1/2"
Overall Dimensions				
Width x depth	22-1/2" x 25-1/2"	26" x 26"	20-1/4" x 21-3/4"	20-1/4" x 22-1/4"
Height		34-1/4" - 44-3/4"	38-1/2"	44-1/2"
Stacking on Floor - 18" Chair Only				
Quantity/height			4 chairs/47" high	4 chairs/53" high



Chrome Book Rack (Under Seat)



Chrome Wire Book Basket (Under Desk)



Plastic Book Box



Book Bag Hook

Features				
Width (Tripod & Trapezoid desks)	13"	21-1/2"	16"	3"
Width (Cantilever & Two Student desks)			19-1/2"	
Depth	12"	12"	14"	2"
Height	9"	4-1/2"	4"	2-3/4"
Height (Cantilever & Two Student desks)			3-1/2"	

Recommended Classroom Seating and Worksurface Heights

SEATING measured to top of seat	10"	12"	13"	14"	15"	16"	18"	24"	30"
WORKSURFACE without book box	17"-19"	19"-21"	21"-23"	22"-24"	24"-26	26"-28"	28"-30"	35"-37"	40"-42"
GRADE LEVEL									
Pre-K									
K									
1									
2									
3									
4									
5 & up									

SPECIFICATIONS

Shell
One-piece contoured shell made of static-free, high-impact polypropylene. Colorfastness ensured through complete color impregnation throughout the molded part. Strength and durability shall be assured through an engineered internal structural cavity which eliminates the need for unsightly ribs on the back of the shell. Rolled edges for comfort and strength. Textured front and back. Wide, ergonomic handle molded into chair back for ease of mobility. Fastens to frame with six screws. Upholstered chairs have partially exposed polypropylene surfaces. Fabric is upholstered over 9/16" foam on the back and seat and fastened to an inner shell with screws.

Frames

Cantilever Chair, 4-Leg Chair, 4-Leg w/Casters, Music Chair, and Cafe Stool
.75" x 1.5" O.D. x 15-gauge elliptical steel tubing welded to a 14-gauge steel plate. Frame shall be duplex nickel chrome plated or powder coated after all welding processes are complete.

Task Chair and Stool
The frame is constructed of a 12-gauge base plate powder coated black with a lever-activated pneumatic cylinder for seat height adjustment. Availble with a seat tilt mechanism on armless chairs only. Tilt mechanism includes a tension adjustment knob and a tilt lock on the seat height adjustment lever.

Book Rack (under seat)
External framework of 5/16" diameter solid wire rod attached to the chair frame with 4 screws. Cross braces of 5/16" diameter solid wire rod welded between the external framework. Book racks offered assembled at factory (cartoned "CTN" only). Chairs with book racks cannot stack and do not include stacking bumpers. Chrome only.

Glides
Swivel type polished zinc-plated steel, nylon, or felt Solo glides available. (Note: Felt Solo glides will increase the height of the product by 1/4".) Refer to the Glide Selection Guidelines for recommendations by floor type.

Glides - Task Chair and Stool
Adjustable molded, high-impact plastic glides.

Casters - Task Chair, Task Stool, and 4-Leg Chair w/Casters

Carpet Casters
Double wheels of high-impact thermoplastic. High-impact plastic frame. Black finish only.

Hard Floor Casters
Double wheels of soft plastic. High-impact plastic frame. Black finish only.

Pneumatic Height Adjustment - Task Chair and Stool
Lever-activated pneumatic cylinder enables seat height adjustment from 16-1/2" to 21-1/2" (large chair), 14" to 16-1/2" (medium chair), and 20-1/4" to 30-3/4" (stool).

Base
The Pedestal Base Chair has a 24" injection-molded, glass-reinforced nylon 5-blade base. The Pedestal Base Stool has a 26" injection-molded, glass-reinforced nylon 5-blade base.

Task Chair
24" injection-molded, glass-reinforced nylon 5-blade base.

Task Stool
26" injection-molded, glass-reinforced nylon 5-blade base.

Armrest - Task Chair and Stool
A tubular steel frame supports self-skinning urethane armrests. The support is bolted to the seat underside. Armrest paint color and top pad are always black. (Field installable)

INFORMATION

C.O.M. Testing and Production Requirements
Not all materials are suitable for upholstering this product. A 1 yd. x 54" sample must be submitted and approved prior to acceptance of an order. If the fabric is directional in pattern or weave, the direction must be indicated on the submitted sample, and additional yardage may be requested.

Test samples must be sent to:

KI
Attn: C.O.M. Specialist
1687 Westminster Drive - Gate 3
Green Bay, WI 54302

Fabric Disclaimer
Fabric will be applied as swatched by the fabric manufacturer. Fabric that is required to be applied differently than is swatched will need a Product Modification Request written specifying the direction the fabric is to be applied. The posted standard lead time will apply to the Product Modification Request.

INFORMATION

Warranty
Refer to KI Terms & Conditions document or visit ki.com

Intellect Wave® Classroom Furniture
General Information



Cantilever Desk (IWDC)



ADA Cantilever Desk (IWDC)



Sit/Stand Cantilever Desk (IWDS)



4-Leg Desk (IWD4)



ADA 4-Leg Desk (IWD4)



Trapezoid Desk (IWDT)

Features						
Laminate top	•	•	•	•	•	•
Hard plastic top	•	•	•	•	•	•
Book box	•	•	•	•	•	•
Wire book basket (under desk top)	•	•	•	•	•	•
Book bag hook	•	•	•	•	•	•
Foot Bar			•			
General Dimensions						
Top size						20-1/2" x 32"
Top size - straight front	19-3/8" x 26-3/4"		19-3/8" x 26-3/4"	19-3/8" x 26-3/4"		
Top size - curved front	19" x 26"		19" x 26"	19" x 26"		
ADA top size		20" x 36"			20" x 36"	
Overall Dimensions						
Width x depth	26" x 19"		26" x 19"	26" x 19"		32" x 21"
Fixed desk height	29"			29"		29"
Adjustable desk height	24" -30"			22" - 34"		22" - 34"
ADA desk height		28" - 34"			22" - 34"	
Sit/Stand desk height			29" - 41"			



Contour Tripod Desk (IWD3)



Linear Tripod Desk (IWD3)

Features		
Laminate top	•	•
Hard plastic top		•
Book box	•	•
Wire book basket (under desk top)	•	•
Book bag hook	•	•
Foot Bar		
General Dimensions		
Top size	30-1/2" x 31-3/8" x 37-1/5"	27-2/5" x 27-2/5" x 36-5/8"
Top size - straight front		
Top size - curved front		
ADA top size		
Overall Dimensions		
Width x depth	24-1/5" x 37-1/5"	23-2/5" x 36-5/8"
Fixed desk height		
Adjustable desk height	22" - 34"	22" - 34"
ADA desk height		
Sit/Stand desk height		

SPECIFICATIONS

Shell
One-piece contoured shell made of static-free, high-impact polypropylene. Colorfastness ensured through complete color impregnation throughout the molded part. Strength and durability shall be assured through an engineered internal structural cavity which eliminates the need for unsightly ribs on the back of the shell. Rolled edges for comfort and strength. Textured front and back. Wide, ergonomic handle molded into chair back for ease of mobility. Fastens to frame with six screws. Upholstered chairs have partially exposed polypropylene surfaces. Fabric is upholstered over 9/16" foam on the back and seat and fastened to an inner shell with screws.

Frames

Double Entry Desk
0.75" x 1.5" O.D. x 15-gauge elliptical steel tubing welded to a 14-gauge steel plate. Frame shall be powder coated after all welding processes are complete.

Fixed Height - 4-Leg Desk and Trapezoid Desk
0.75" x 1.5" O.D. 15-gauge elliptical steel tubing welded to a heavy 11-gauge steel plate. Frame shall be duplex nickel chrome plated or powder coated after all welding processes are complete. Legs fasten to top with K50 2.24 x 13mm Torx head screws.

Fixed Height - Cantilever Desk and Two Student Desk
0.75" x 1.5" O.D. 15-gauge elliptical steel tubing welded to a heavy 11-gauge mounting bracket. Frame shall be duplex nickel chrome plated or powder coated after all welding processes are complete. Frames fasten to top with K50 2.24 x 13mm Torx head screws.

Adjustable Height - 4-Leg Desk, Trapezoid Desk, Tripod Desk, and ADA 4-Leg Desk
1.68" x 0.99" OD 17-gauge elliptical steel tube welded to a heavy 11-gauge steel plate. Top section of leg powder coat finish after all welding processes are complete. Telescoping lower section of 0.75" x 1.5" OD 15-gauge elliptical steel tube in bright chrome finish; locks with 1/4" screw in 1" increments in a 22"-34" height range. Legs fasten to top with K50 2.24 x 13mm Torx head screws. Tripod desks have a 7/16" diameter steel wire crossbrace welded to the 3 legs.

Adjustable Height - Cantilever Desk, Sit/Stand Desk and ADA Cantilever Desk
0.75" x 1.5" OD 15-gauge elliptical steel tube welded to a heavy 11-gauge steel mounting bracket. Telescoping lower section in bright chrome finish; locks with 1/4" screw in 1" increments. Adjustable height range is 24"-30", Sit/Stand height range is 29"-41"and ADA height range is 28"-34". Legs fasten to top with K50 2.24 x 13mm Torx head screws.

Book Basket (under desk)
Chrome plated 7mm dia. solid steel wire attached to underside of top with eight K50 2.24 x 13mm Torx head screws.

Book Box (under desk)
Molded thermoplastic polypropylene installs quickly to underside of the top with six K50 2.24 x 13mm Torx head screws. Translucent finish helps provide a safe environment while allowing for some degree of personal privacy. Molded-in pencil tray keeps items conveniently inside book box within easy reach, not on the floor or in the back of the book box.

Book box for Cantilever and Two-Student desks measures 16"Dx x 19-1/2"W x 3-1/2"H and is available in 5 standard poly colors plus translucent. The book box for 4-Leg desks measures 14'D x 16"W x 4"H and is available in translucent only.

Book Bag Hook
1/4" solid wire rod quickly installs to underside of top with two K50 2.24 x 13mm Torx head screws. Chrome finish provides long lasting wear resistance.

Glides
Swivel type polished zinc-plated steel, nylon, or felt Solo glides available. (Note: Felt Solo glides will increase the height of the product by 1/4".) Refer to the Glide Selection Guidelines for recommendations by floor type.

Top

Cantilever Desk, 4-Leg Desk, Tripod Desk, and Double Entry Desk
Solid, molded thermoset plastic with pencil groove or high-density particleboard core covered with .03" high-pressure laminate top and .02" phenolic backing sheet and 73P polypropylene edge. Worksurfaces shall have comfort curve on user side and 2-3/8" radius corners. Hard plastic top is 5/8" thick and the laminate top is 3/4" thick. Rectangle tops measure 19" x 26" and the trapezoid tops measure 20-1/2" x 32". Linear Tripod tops measure 27-2/5" x 27-2/5" x 36-5/8".

ADA tops measure 36-1/2" x 20" and the hard plastic ADA tops do not have a comfort curve or pencil groove.

Two Student Desk top measures 19" x 60" and is only available in 3/4" laminate. Two Student Desk has two comfort curves.

Contour Tripod Desk top measures 30-1/2" x 31-3/8" x 37-1/5" and is only available in 3/4" laminate.

Cantilever and 4-Leg Desks have choice of curved or straight front hard plastic top. Straight front tops are recommended when desks are back to back or when stacking flat on the desk is a requirement.

INFORMATION

Warranty
Refer to KI Terms & Conditions document or visit ki.com



	Double Entry Desk (IWDE)	XL Double Entry Desk (IWXD)
Features		
Laminate top	•	•
Hard plastic top	•	•
Back pack hook	•	•
Book rack (under seat) for 18" or larger chairs	•	•
General Dimensions		
Seat width x depth	17-1/2" x 17"	17-1/2" x 17"
Seat height	18"	18"
Belly room	16"	17-1/2"
Top size	19" x 26"	19" x 26"
Overall Dimensions		
Width x depth	26" x 36-3/4"	26" x 38-1/4"
Width x depth		
Width x depth		
Height	32"	32"
Fixed top height	29"	30"

Intellect Wave® Classroom Furniture
General Information

General Guideline for Glide Selection

The following information is based on a combination of testing and experience. Due to factors beyond our control, KI is presenting this information strictly as a general guideline to assist our customers in selecting the best glide for their situation. It is up to the customer to determine which glide will perform best for their application based upon their site conditions, requirements, and the direction of the flooring manufacturer. Sample glides are available upon request to aid the customer in their selection (contact Customer Service).

Price list glide choice of: Nylon, Steel or Felt



Nylon



Steel



Felt - Solo Glide®

PERFORMANCE GUIDE (clean and properly finished floors)

GLIDE MATERIAL	CARPET	RESILIENT FLOORING			HARD FLOORING		
		Vinyl Sheet	VCT	Rubber	Ceramic Tile	Concrete	Hardwood
Nylon	★★	★★	★★	★★	★★	★★	NR
Steel	★★	★	★	★	NR	NR	NR
Felt	NR	★	NR	NR	NR	NR	★★

★★ = Best Performance ★ = Acceptable Performance NR = Not Recommended
Steel glides are not recommended for light colored floors.

The following factors affect the performance of any glide:

- Floor Quality – Materials and manufacturing processes for a specific floor type can vary considerably depending upon the manufacturer and product grade. Floor grades with higher stain and abrasion resistance will typically perform better.
- Floor Preparation – The quality and frequency of application of the floor finish will significantly affect the amount of wear. A high quality finish will act as a lubricant between the chair and floor to minimize wear.
- Floor Maintenance – Any glide material will leave marks if the floor is not properly cleaned. The use of walk-off rugs near entrances, along with frequent cleaning of the floors, will significantly reduce damage to floors. Steel glides should not be exposed to wet or damp floors.
- Damaged Glides – Periodic inspection of glides is critical to preventing floor damage. Glides that are damaged, worn or have embedded debris should be replaced immediately. Felt caps wear faster and should be replaced frequently.

INFORMATION

Warranty
Refer to KI Terms & Conditions document or visit ki.com

Intellect Wave® Classroom Furniture
Product Color Options

Frame Color

Black	BL
Blue Grey	GR
Bronze Metallic	ZM
Cayenne	CY
Champagne Metallic	CM
Chrome	CH
Cool Grey	CG
Cottonwood	CO
Earthen Clay	EY
Espresso Metallic	EX
Everglade Shade	EV
Flannel	FN
Glitz Metallic	GZ
Hazy Jade	HJ
Honey Bee	HY
Light Tone	LG
Mardi Gras	MG
Misty Brown	MY
Nemo	NE
Nordic	ND
Poppy Red	PR
Purple Haze	PH
Rubber Ducky	RK
Sand	SA
Sky Blue	SK
Starlight Silver Metallic	SX
Surf's Up	SP
Twilight Shadow	TI
Ultra Blue	UB
Warm Grey	WG
Zesty Lime	ZL

Chrome requires an upcharge and is not available on Double Entry Desks Models IWDE and IWXD.

Seat and Back Color - Polypropylene Non Flame-Retardant

Black	PBL
Blue Grey	PGR
Cayenne	PCY
Cool Grey	PCG
Cottonwood	PCO
Earthen Clay	PEY
Everglade Shade	PEV
Flannel	PFN
Hazy Jade	PHJ
Honey Bee	PHY
Light Tone	PLG
Mardi Gras	PMG
Misty Brown	PMY
Nemo	PNE
Nordic	PND
Poppy Red	PPR
Purple Haze	PPH
Rubber Ducky	PRK
Sand	PSA
Sky Blue	PSK
Surf's Up	PSP
Twilight Shadow	PTI
Ultra Blue	PUB
Warm Grey	PWG
Zesty Lime	PZL

Seat and Back Color - Polypropylene Flame-Retardant

Black	PBL

The above seating product can be manufactured using the appropriate flame-retardant materials for compliance of California Technical Bulletin 133.

Additional colors may be available. Please contact KI customer service at 1-800-424-2432.

Edge Color for 73P Edge Style

Belair	EBQ
Biltmore Cherry	EBT
Black	EBL
Blue Grey	EGR
Brighton Walnut	EBW
Castle Oak	ECO
Cayenne	ECY
Cherry Storm	ECX
Twilight Shadow	ETI
Cocobala	ECC
Cool Grey	ECG
Flannel	EFN
Florence Walnut	EFC
Friston Ash	EFH
Frosty White	EFW
Everglade Shade	EEV
Honey Bee	EHY
Italian Silver Ash	EIT
Kensington Maple	EKM
Light Tone	ELG
Mardi Gras	EMG
Misty Brown	EMY
Monticello Maple	EMT
Multiplex	EMB
Nemo	ENE
Nordic	END
Poppy Red	EPR
Purple Haze	EPH
River Cherry	ERY
Rubber Ducky	ERK
Sand	ESA
Sky Blue	ESK
Hazy Jade	EHJ
Sterling Ash	EAZ
Surf's Up	ESP
Ultra Blue	EUB
Warm Grey	EWG
Earthen Clay	EEY
Windsor Mahogany	EWY
Zesty Lime	EZL

Additional colors may be available. Please contact KI customer service at 1-800-424-2432.

Book Box - Cantilever and Two-Student Desks

Black	PBL
Cayenne	PCY
Nordic	PND
Hazy Jade	PHJ
Translucent	PTR

Book Box - All 4-Leg and 3-Leg Desks

Translucent	PTR

Surface Finish--Hard Plastic

Italian Silver Ash	LIT
Kensington Maple	LKM
White Nebula	LWL

Additional colors may be available. Please contact KI customer service at 1-800-424-2432.

Surface Finish--Laminate

Belair	LBQ
Biltmore Cherry	LBT
Black	LBK
Brighton Walnut	LBW
Canyon Zephyr	LCA
Castle Oak	LCO
Casual Linen	LCU
Cherry Storm	LCX
Classic Linen	LCI
Cloud Zephyr	LCL
Cocobala	LCC
Crisp Linen	LRI
Desert Zephyr	LDZ
Dove Grey	LDG
Fired Steel	LIL
Flax Linen	LXF
Florence Walnut	LFC
Forged Steel	LOL
Friston Ash	LFH
Frosty White	LFW
Graphite Nebula	LGN
Grey	LGE
High Rise	LHE
Hollyberry	LHY
Irish Linen	LIH
Island	LID
Italian Silver Ash	LIT
Kensington Maple	LKM
Lapis Blue	LLB
Markerboard White	LMK
Misted Zephyr	LMR
Monticello Maple	LMT
Nickel Evolv	LNV
North Sea	LNA
Ocean	LON
Pearl Bisque	LPB
Pearl Silver	LPS
Pressed Linen	LPR
River Cherry	LRY
Rugged Linen	LRG
Satin Stainless	LSS
Shadow Zephyr	LSR
Silicon evolv	LSV
Sterling Ash	LAZ
Tailored Linen	LTL
Titanium evolv	LTV
White Nebula	LWL
White Sand	LWN
Windsor Mahogany	LWY

Intellect Wave® Classroom Furniture (Freight Excluded)

Cantilever Chair

Intellect Wave® Classroom Furniture (Freight Excluded)
Cantilever Chair

	Features	MODEL NUMBER Basic Model	Frame Color	Shell Color	Glide Option	Package Code	Upholstery Color	Approx. Packaged Weight	Freight Excluded Pricing Unuph.	Freight Excluded Pricing Fabric Grade 1 & C.O.M.	Freight Excluded Pricing Fabric Grade 2	Freight Excluded Pricing Fabric Grade 3	Freight Excluded Pricing C.O.V.	Freight Excluded Pricing Vinyl Group 2V	Freight Excluded Pricing Pallas Fabric Group P0	Freight Excluded Pricing Pallas Fabric Group P1	Freight Excluded Pricing Pallas Fabric Group P2	Freight Excluded Pricing Pallas Fabric Group P3	Freight Excluded Pricing Pallas Fabric Group P4	Chrome Upcharge add to list price
	Small Polypropylene	IWC13	□□	□□□	□□	CTN		14.0#	$ 147											$ 14
IWC	Medium Polypropylene	IWC15	□□	□□□	□□	CTN		15.0#	148											14
Cantilever Chair	Large Polypropylene	IWC18	□□	□□□	□□	□□□		16.0#	150											14
• Stacking - unupholstered only																				
	Large Polypropylene - Assembled	IWC18BR	□□	□□□	□□	CTN		19.0#	$ 203											$ 14
IWC																				
Cantilever Chair with Book Rack																				
• Chrome book rack																				
• Assembled only																				
	Large Upholstered Seat	IWC18U/S	□□	□□□	□□	CTN	□□□□□	17.0#	N/A	$ 228	$ 233	$ 243	$ 228	$ 243	$ 235	$ 286	$ 304	$ 327	$ 346	$ 14
	Large Upholstered Seat with Book Rack	IWC18BRU/S	□□	□□□	□□	CTN	□□□□□	20.0#	N/A	272	281	294	272	294	281	335	354	379	398	14
IWCU																				
Upholstered Seat Cantilever Chair																				
• Optional chrome book rack																				
• Assembled only																				
		Ⓐ	Ⓑ	Ⓒ	Ⓓ	Ⓔ	Ⓕ													

HOW TO ORDER

Indicate the following information on order form:
1. Quantity of each item.
2. Model number, including options. See “How To Build a Model Number”.
3. Any special service required.

Note: • The □ indicates that a choice is required.
- The absence of the □ indicates that no choice is required.
- Alpha-numeric characters in place of □ indicate that no other alternatives are available.

HOW TO BUILD A MODEL NUMBER

Ⓐ Select basic model.

Ⓑ Select frame color.
Refer to the **Product Color Options** page in this price list.

See pricing column for Chrome upcharge.

Ⓒ select shell color.
Refer to the **Product Color Options** page in this price list.

Ⓓ Select glide option.

NG	- Nylon glides
SG	- Steel glides
SF	- Felt Solo Glide; add $2

Ⓔ Select packaging code.

CTN	- Cartoned; add $6
RCK	- Racked

Cartoned upcharges: (Do not add if CTN is only option.)
IWC18 - $6

Ⓕ Select upholstery grade/color.
Refer to **ki.com/fabrics**

UPHOLSTERY INFORMATION

C.O.M. Upholstery

C.O.M. requirement is 5/8 yard per chair for seat only and 1 yard per chair for seat and back of 54” wide non-directional fabric. For complete information on ordering C.O.M. see “Ordering C.O.M., C.O.V. and C.O.L.” section.

OPTIONS

California TB133 Fire Safety Code

The above seating products can be manufactured using the appropriate flame-retardant materials for compliance to California Technical Bulletin 133.
Add “FR” to end of model number.
Model=Polypropylene
Added Lead Time=none
Added List Price=$
Model=Upholstered Seat Only
Added Lead Time=none
Added List Price=$87

Upholstered Seat/Back models NOT TB133 approved.

INFORMATION

Cartoning Information

Uncartoned shipments are standard for single order quantities of 24 or more units shipped via KI carrier. Specify RCK.

Cartoning Available

Specify CTN. Cartoning is required for single orders of less than 24 units or orders sent via air freight or UPS. Dealer requested carriers may also require cartoning.

SPECIAL SERVICES

Special Carton Marking

With specially marked information	N/C

Shipping

Ships **assembled, FOB Green Bay, WI 54302, freight excluded.** Freight class 125.

Specifications and prices are subject to change without prior notice.

Intellect Wave® Classroom Furniture (Freight Excluded)

Cantilever Chair

Intellect Wave® Classroom Furniture (Freight Excluded)
Cantilever Chair



IWCU

Upholstered Seat/Back Cantilever Chair

- Optional chrome book rack
- Assembled only

Features	MODEL NUMBER Basic Model	Frame Color	Shell Color	Glide Option	Package Code	Upholstery Color	Approx. Packaged Weight	Freight Excluded Pricing Fabric Grade 1 & C.O.M.	Freight Excluded Pricing Fabric Grade 2	Freight Excluded Pricing Fabric Grade 3	Freight Excluded Pricing C.O.V.	Freight Excluded Pricing Vinyl Group 2V	Freight Excluded Pricing Pallas Fabric Group P0	Freight Excluded Pricing Pallas Fabric Group P1	Freight Excluded Pricing Pallas Fabric Group P2	Freight Excluded Pricing Pallas Fabric Group P3	Freight Excluded Pricing Pallas Fabric Group P4	Chrome Upcharge add to list price
Large Upholstered Seat/Back	IWC18U/B	□□	□□□	□□	CTN	□□□□□	17.0#	$ 286	$ 304	$ 321	$ 286	$ 321	$ 338	$ 391	$ 422	$ 463	$ 492	$ 14
Large Upholstered Seat/Back with Book Rack	IWC18BRU/B	□□	□□□	□□	CTN	□□□□□	20.0#	321	339	359	321	359	376	430	458	500	531	14
		Ⓐ	Ⓑ	Ⓒ	Ⓓ	Ⓔ	Ⓕ											

HOW TO ORDER

Indicate the following information on order form:
1. Quantity of each item.
2. Model number, including options. See “How To Build a Model Number”.
3. Any special service required.

Note: • The □ indicates that a choice is required.
- The absence of the □ indicates that no choice is required.
- Alpha-numeric characters in place of □ indicate that no other alternatives are available.

HOW TO BUILD A MODEL NUMBER

Ⓐ Select basic model.

Ⓑ Select frame color.
Refer to the **Product Color Options** page in this price list.

See pricing column for Chrome upcharge.

Ⓒ select shell color.
Refer to the **Product Color Options** page in this price list.

Ⓓ Select glide option.

NG	- Nylon glides
SG	- Steel glides
SF	- Felt Solo Glide; add $2

Ⓔ Select packaging code.

CTN	- Cartoned

Cartoned upcharges: (Do not add if CTN is only option.)
IWC18 - $6

Ⓕ Select upholstery grade/color.
Refer to **ki.com/fabrics**

UPHOLSTERY INFORMATION

C.O.M. Upholstery

C.O.M. requirement is 5/8 yard per chair for seat only and 1 yard per chair for seat and back of 54” wide non-directional fabric. For complete information on ordering C.O.M. see “Ordering C.O.M., C.O.V. and C.O.L.” section.

OPTIONS

California TB133 Fire Safety Code

The above seating products can be manufactured using the appropriate flame-retardant materials for compliance to California Technical Bulletin 133.
Add “FR” to end of model number.
Model=Polypropylene
Added Lead Time=none
Added List Price=$
Model=Upholstered Seat Only
Added Lead Time=none
Added List Price=$87

Upholstered Seat/Back models NOT TB133 approved.

INFORMATION

Cartoning Available

Cartoning is required for single orders of less than 24 units or orders sent via air freight or UPS. Chairs with assembled book racks or upholstery require cartoning. Dealer requested carriers may also require cartoning. Specify CTN.

SPECIAL SERVICES

Special Carton Marking

With specially marked information	N/C

Shipping

Ships **assembled, FOB Green Bay, WI 54302, freight excluded.** Freight class 125.

Specifications and prices are subject to change without prior notice.

Intellect Wave® Classroom Furniture (Freight Excluded)

4-Leg Chair

Intellect Wave® Classroom Furniture (Freight Excluded)
4-Leg Chair

	Features	MODEL NUMBER Basic Model	Frame Color	Shell Color	Glide Option	Package Code	Upholstery Color	Approx. Packaged Weight	Freight Excluded Pricing Unuph.	Freight Excluded Pricing Fabric Grade 1 & C.O.M.	Freight Excluded Pricing Fabric Grade 2	Freight Excluded Pricing Fabric Grade 3	Freight Excluded Pricing C.O.V.	Freight Excluded Pricing Vinyl Group 2V	Freight Excluded Pricing Pallas Fabric Group P0	Freight Excluded Pricing Pallas Fabric Group P1	Freight Excluded Pricing Pallas Fabric Group P2	Freight Excluded Pricing Pallas Fabric Group P3	Freight Excluded Pricing Pallas Fabric Group P4	Chrome Upcharge add to list price
	Extra Small Polypropylene	IW410	□□	□□□	□□	CTN		14.0#	$ 138											$ 14
	Small Polypropylene	IW413	□□	□□□	□□	CTN		15.0#	139											14
	Medium Polypropylene	IW415	□□	□□□	□□	CTN		16.0#	141											14
	Large Polypropylene	IW418	□□	□□□	□□	□□□		17.0#	141											14
IW4 **4-Leg Chair** • Stacking - unupholstered only																				
	Large Polypropylene	IW418BR	□□	□□□	□□	CTN		20.0#	$ 188											$ 14
IW4 **4-Leg Chair with Book Rack** • Chrome book rack • Assembled only																				
	Large Upholstered Seat	IW418U/S	□□	□□□	□□	CTN	□□□□□	18.0#	N/A	$ 214	$ 223	$ 233	$ 214	$ 233	$ 225	$ 274	$ 290	$ 312	$ 330	$ 14
	Large Upholstered Seat with Book Rack	IW418BRU/S	□□	□□□	□□	CTN	□□□□□	21.0#	N/A	278	285	303	278	303	288	345	365	390	410	14
IW4U **Upholstered Seat 4-Leg Chair** • Optional chrome book rack • Assembled only																				
		Ⓐ	Ⓑ	Ⓒ	Ⓓ	Ⓔ	Ⓕ													

HOW TO ORDER

Indicate the following information on order form:
1. Quantity of each item.
2. Model number, including options. See "How To Build a Model Number".
3. Any special service required.

Note: • The □ indicates that a choice is required.
- The absence of the □ indicates that no choice is required.
- Alpha-numeric characters in place of □ indicate that no other alternatives are available.

HOW TO BUILD A MODEL NUMBER

Ⓐ Select basic model.

Ⓑ Select frame color.
Refer to the **Product Color Options** page in this price list.

See pricing column for Chrome upcharge.

Ⓒ select shell color.
Refer to the **Product Color Options** page in this price list.

Ⓓ Select glide option.

NG	- Nylon glides
SG	- Steel glides
SF	- Felt Solo Glide; add $2

Ⓔ Select packaging code.

CTN	- Cartoned
RCK	- Racked

Cartoned upcharges: (Do not add if CTN is only option.)
IW418 - $6

Ⓕ Select upholstery grade/color.
Refer to **ki.com/fabrics**

UPHOLSTERY INFORMATION

C.O.M. Upholstery

C.O.M. requirement is 5/8 yard per chair for seat only and 1 yard per chair for seat and back of 54" wide non-directional fabric. For complete information on ordering C.O.M. see "Ordering C.O.M., C.O.V. and C.O.L." section.

OPTIONS

California TB133 Fire Safety Code

The above seating products can be manufactured using the appropriate flame-retardant materials for compliance to California Technical Bulletin 133.
Add "FR" to end of model number.
Model=Polypropylene
Added Lead Time=none
Added List Price=$
Model=Upholstered Seat Only
Added Lead Time=none
Added List Price=$87

Upholstered Seat/Back models NOT TB133 approved.

INFORMATION

Cartoning Information

Uncartoned shipments are standard for single order quantities of 24 or more units shipped via KI carrier. Specify RCK.

Cartoning Available

Specify CTN. Cartoning is required for single orders of less than 24 units or orders sent via air freight or UPS. Dealer requested carriers may also require cartoning.

SPECIAL SERVICES

Special Carton Marking

With specially marked information	N/C

Shipping

Ships **assembled, FOB Green Bay, WI 54302, freight excluded.** Freight class 125.

Specifications and prices are subject to change without prior notice.

Intellect Wave® Classroom Furniture (Freight Excluded)

4-Leg Chair

Intellect Wave® Classroom Furniture (Freight Excluded)
4-Leg Chair



IW4U

Upholstered Seat/Back 4-Leg Chair

- Optional chrome book rack
- Assembled only

Features	MODEL NUMBER Basic Model	Frame Color	Shell Color	Glide Option	Package Code	Upholstery Color	Approx. Packaged Weight	Freight Excluded Pricing Fabric Grade 1 & C.O.M.	Freight Excluded Pricing Fabric Grade 2	Freight Excluded Pricing Fabric Grade 3	Freight Excluded Pricing C.O.V.	Freight Excluded Pricing Vinyl Group 2V	Freight Excluded Pricing Pallas Fabric Group P0	Freight Excluded Pricing Pallas Fabric Group P1	Freight Excluded Pricing Pallas Fabric Group P2	Freight Excluded Pricing Pallas Fabric Group P3	Freight Excluded Pricing Pallas Fabric Group P4	Chrome Upcharge add to list price
Large Upholstered Seat/Back	IW418U/B	□□	□□□	□□	CTN	□□□□□	18.0#	$ 274	$ 290	$ 309	$ 274	$ 309	$ 326	$ 377	$ 407	$ 445	$ 476	$ 14
Large Upholstered Seat/Back with Book Rack	IW418BRU/B	□□	□□□	□□	CTN	□□□□□	21.0#	345	365	384	345	384	404	459	494	536	573	14
		Ⓐ	Ⓑ	Ⓒ	Ⓓ	Ⓔ	Ⓕ											

Note: • The □ indicates that a choice is required.
• The absence of the □ indicates that no choice is required.
• Alpha-numeric characters in place of □ indicate that no other alternatives are available.

HOW TO ORDER

Indicate the following information on order form:
1. Quantity of each item.
2. Model number, including options. See “How To Build a Model Number”.
3. Any special service required.

HOW TO BUILD A MODEL NUMBER

Ⓐ Select basic model.

Ⓑ Select frame color.
Refer to the **Product Color Options** page in this price list.

See pricing column for Chrome upcharge.

Ⓒ select shell color.
Refer to the **Product Color Options** page in this price list.

Ⓓ Select glide option.

NG	- Nylon glides
SG	- Steel glides
SF	- Felt Solo Glide; add $2

Ⓔ Select packaging code.

CTN	- Cartoned

Cartoned upcharges: (Do not add if CTN is only option.)
IW418 - $6

Ⓕ Select upholstery grade/color.
Refer to **ki.com/fabrics**

UPHOLSTERY INFORMATION

C.O.M. Upholstery

C.O.M. requirement is 5/8 yard per chair for seat only and 1 yard per chair for seat and back of 54” wide non-directional fabric. For complete information on ordering C.O.M. see “Ordering C.O.M., C.O.V. and C.O.L.” section.

OPTIONS

California TB133 Fire Safety Code

The above seating products can be manufactured using the appropriate flame-retardant materials for compliance to California Technical Bulletin 133.
Add “FR” to end of model number.
Model=Polypropylene
Added Lead Time=none
Added List Price=$
Model=Upholstered Seat Only
Added Lead Time=none
Added List Price=$87

Upholstered Seat/Back models NOT TB133 approved.

INFORMATION

Cartoning Available

Cartoning is required for single orders of less than 24 units or orders sent via air freight or UPS. Chairs with assembled book racks or upholstery require cartoning. Dealer requested carriers may also require cartoning. Specify CTN.

SPECIAL SERVICES

Special Carton Marking

With specially marked information	N/C

Shipping

Ships **assembled, FOB Green Bay, WI 54302, freight excluded.** Freight class 125.

Specifications and prices are subject to change without prior notice.

Intellect Wave® Classroom Furniture (Freight Excluded)

Music Chair

Intellect Wave® Classroom Furniture (Freight Excluded)
Music Chair

	Features	MODEL NUMBER Basic Model	Frame Color	Shell Color	Glide Option	Package Code	Upholstery Color	Approx. Packaged Weight	Freight Excluded Pricing Unupholstered	Freight Excluded Pricing Fabric Grade 1 & C.O.M.	Freight Excluded Pricing Fabric Grade 2	Freight Excluded Pricing Fabric Grade 3	Freight Excluded Pricing C.O.V.	Freight Excluded Pricing Vinyl Group 2V	Freight Excluded Pricing Pallas Fabric Group P0	Freight Excluded Pricing Pallas Fabric Group P1	Freight Excluded Pricing Pallas Fabric Group P2	Freight Excluded Pricing Pallas Fabric Group P3	Freight Excluded Pricing Pallas Fabric Group P4	Chrome Upcharge add to list price
	Medium Polypropylene	IWMC16	□□	□□□	□□	CTN		17.0#	$ 190											$ 14
	Large Polypropylene	IWMC19	□□	□□□	□□	CTN		18.0#	201											14
	Large Polypropylene with Book Rack	IWMC19BR	□□	□□□	□□	CTN		21.0#	250											14
IWMC **Music Chair** • Stacking - unupholstered only • Optional chrome book rack																				
	Large Upholstered Seat	IWMC19U/S	□□	□□□	□□	CTN	□□□□□	19.0#	N/A	$ 263	$ 270	$ 287	$ 263	$ 287	$ 273	$ 328	$ 346	$ 370	$ 389	$ 14
	Large Upholstered Seat with Book Rack	IWMC19BRU/S	□□	□□□	□□	CTN	□□□□□	22.0#	N/A	323	329	341	323	341	330	388	408	434	451	14
IWMCU **Upholstered Seat 4-Leg Chair** • Optional chrome book rack																				
	Large Upholstered Seat/Back	IWMC19U/B	□□	□□□	□□	CTN	□□□□□	19.0#	N/A	$ 328	$ 346	$ 365	$ 328	$ 365	$ 383	$ 436	$ 468	$ 510	$ 544	$ 14
	Large Upholstered Seat/Back with Book Rack	IWMC19BRU/B	□□	□□□	□□	CTN	□□□□□	22.0#	N/A	388	408	430	388	430	445	500	539	583	614	14
IWMCU **Upholstered Seat/Back 4-Leg Chair** • Optional chrome book rack																				
		Ⓐ	Ⓑ	Ⓒ	Ⓓ	Ⓔ	Ⓕ													

HOW TO ORDER

Indicate the following information on order form:
1. Quantity of each item.
2. Model number, including options. See "How To Build a Model Number".
3. Any special service required.

Note: • The □ indicates that a choice is required.
- The absence of the □ indicates that no choice is required.
- Alpha-numeric characters in place of □ indicate that no other alternatives are available.

HOW TO BUILD A MODEL NUMBER

Ⓐ Select basic model.

Ⓑ Select frame color.
Refer to the **Product Color Options** page in this price list.

See pricing column for Chrome upcharge.

Ⓒ select shell color.
Refer to the **Product Color Options** page in this price list.

Ⓓ Select glide option.

NG	- Nylon glides
SG	- Steel glides
SF	- Felt Solo Glide; add $2

Ⓔ Select packaging code.

CTN	- Cartoned

Ⓕ Select upholstery grade/color.
Refer to **ki.com/fabrics**

UPHOLSTERY INFORMATION

C.O.M. Upholstery

C.O.M. requirement is 5/8 yard per chair for seat only and 1 yard per chair for seat and back of 54" wide non-directional fabric. For complete information on ordering C.O.M. see "Ordering C.O.M., C.O.V. and C.O.L." section.

OPTIONS

California TB133 Fire Safety Code

The above seating products can be manufactured using the appropriate flame-retardant materials for compliance to California Technical Bulletin 133.
Add "FR" to end of model number.
Model=Polypropylene
Added Lead Time=none
Added List Price=$
Model=Upholstered Seat Only
Added Lead Time=none
Added List Price=$87

Upholstered Seat/Back models NOT TB133 approved.

SPECIAL SERVICES

Special Carton Marking

With specially marked information	N/C

Shipping

Ships **assembled, FOB Green Bay, WI 54302, freight excluded.** Freight class 125.

Specifications and prices are subject to change without prior notice.

Intellect Wave® Classroom Furniture (Freight Excluded)

4-Leg Chair with Casters

Intellect Wave® Classroom Furniture (Freight Excluded)
4-Leg Chair with Casters

	Features	MODEL NUMBER: Basic Model	Frame Color	Shell Color	Base	Package Code	Upholstery Color	Approx. Packaged Weight	Freight Excluded Pricing Unupholstered	Freight Excluded Pricing Fabric Grade 1 & C.O.M.	Freight Excluded Pricing Fabric Grade 2	Freight Excluded Pricing Fabric Grade 3	Freight Excluded Pricing C.O.V.	Freight Excluded Pricing Vinyl Group 2V	Freight Excluded Pricing Pallas Fabric Group P0	Freight Excluded Pricing Pallas Fabric Group P1	Freight Excluded Pricing Pallas Fabric Group P2	Freight Excluded Pricing Pallas Fabric Group P3	Freight Excluded Pricing Pallas Fabric Group P4	Chrome Upcharge add to list price
	Medium Polypropylene	IW415C	☐☐	☐☐☐	☐	CTN		16.0#	$ 197											$ 14
IW4C	Large Polypropylene	IW418C	☐☐	☐☐☐	☐	CTN		17.0#	210											14
4-Leg Chair with Casters	Large Polypropylene with Book Rack	IW418CBR	☐☐	☐☐☐	☐	CTN		20.0#	255											14
• Stacking - unupholstered only • Optional chrome book rack																				
	Large Upholstered Seat	IW418CU/S	☐☐	☐☐☐	☐	CTN	☐☐☐☐☐	18.0#	N/A	$ 273	$ 277	$ 289	$ 273	$ 289	$ 279	$ 327	$ 346	$ 367	$ 383	$ 14
IW4CU	Large Upholstered Seat with Book Rack	IW418CBRU/S	☐☐	☐☐☐	☐	CTN	☐☐☐☐☐	21.0#	N/A	325	330	342	325	342	331	383	399	425	441	14
Upholstered Seat 4-Leg Chair with Casters																				
• Optional chrome book rack																				
	Large Upholstered Seat/Back	IW418CU/B	☐☐	☐☐☐	☐	CTN	☐☐☐☐☐	18.0#	N/A	$ 327	$ 346	$ 363	$ 327	$ 363	$ 377	$ 425	$ 456	$ 494	$ 521	$ 14
IW4CU	Large Upholstered Seat/Back with Book Rack	IW418CBRU/B	☐☐	☐☐☐	☐	CTN	☐☐☐☐☐	21.0#	N/A	383	399	421	383	421	435	485	519	558	588	14
Upholstered Seat/Back 4-Leg Chair with Casters																				
• Optional chrome book rack																				
		Ⓐ	Ⓑ	Ⓒ	Ⓓ	Ⓔ	Ⓕ													

HOW TO ORDER

Indicate the following information on order form:
1. Quantity of each item.
2. Model number, including options. See "How To Build a Model Number".
3. Any special service required.

Note: • The ☐ indicates that a choice is required.
- The absence of the ☐ indicates that no choice is required.
- Alpha-numeric characters in place of ☐ indicate that no other alternatives are available.

HOW TO BUILD A MODEL NUMBER

Ⓐ Select basic model.

Ⓑ Select frame color.
Refer to the **Product Color Options** page in this price list.

See pricing column for Chrome upcharge.

Ⓒ select shell color.
Refer to the **Product Color Options** page in this price list.

Ⓓ Select base.

C	- Carpet casters
S	- Hard floor casters

Ⓔ Select packaging code.

CTN	- Cartoned

Ⓕ Select upholstery grade/color.
Refer to **ki.com/fabrics**

UPHOLSTERY INFORMATION

C.O.M. Upholstery

C.O.M. requirement is 5/8 yard per chair for seat only and 1 yard per chair for seat and back of 54" wide non-directional fabric. For complete information on ordering C.O.M. see "Ordering C.O.M., C.O.V. and C.O.L." section.

OPTIONS

California TB133 Fire Safety Code

The above seating products can be manufactured using the appropriate flame-retardant materials for compliance to California Technical Bulletin 133.
Add "FR" to end of model number.
Model=Polypropylene
Added Lead Time=none
Added List Price=$
Model=Upholstered Seat Only
Added Lead Time=none
Added List Price=$87

Upholstered Seat/Back models NOT TB133 approved.

SPECIAL SERVICES

Special Carton Marking

With specially marked information N/C

Shipping

Ships **assembled, FOB Green Bay, WI 54302, freight excluded.** Freight class 250.

Specifications and prices are subject to change without prior notice.

Intellect Wave® Classroom Furniture (Freight Excluded)

Task Chair

Intellect Wave® Classroom Furniture (Freight Excluded)
Task Chair

	MODEL	Features	MODEL NUMBER Basic Model	Shell Color	Base	Upholstery Color	Approx. Packaged Weight	Freight Excluded Pricing Unupholstered	Freight Excluded Pricing Fabric Grade 1 & C.O.M.	Freight Excluded Pricing Fabric Grade 2	Freight Excluded Pricing Fabric Grade 3	Freight Excluded Pricing C.O.V.	Freight Excluded Pricing Vinyl Group 2V	Freight Excluded Pricing Pallas Fabric Group P0	Freight Excluded Pricing Pallas Fabric Group P1	Freight Excluded Pricing Pallas Fabric Group P2	Freight Excluded Pricing Pallas Fabric Group P3	Freight Excluded Pricing Pallas Fabric Group P4
 IWPD	**Task Chair** • Ships KD	Medium Polypropylene	IWPD15	☐☐☐	☐		14.0#	$ 258										
		Large Polypropylene	IWPD18	☐☐☐	☐		15.0#	276										
		Large Polypropylene with Arms	IWPD18A	☐☐☐	☐		21.0#	433										
 IWPDU	**Upholstered Seat Task Chair** • Ships KD	Large Upholstered Seat	IWPD18US	☐☐☐	☐	☐☐☐☐☐	16.0#	N/A	$ 345	$ 351	$ 366	$ 345	$ 366	$ 356	$ 408	$ 428	$ 450	$ 470
		Large Upholstered Seat with Arms	IWPD18AUS	☐☐☐	☐	☐☐☐☐☐	22.0#	N/A	503	509	523	503	523	512	564	584	608	627
 IWPDU	**Upholstered Seat/Back Task Chair** • Ships KD	Large Upholstered Seat/Back	IWPD18UB	☐☐☐	☐	☐☐☐☐☐	16.0#	N/A	$ 408	$ 428	$ 444	$ 408	$ 444	$ 467	$ 519	$ 550	$ 591	$ 625
		Large Upholstered Seat/Back with Arms	IWPD18AUB	☐☐☐	☐	☐☐☐☐☐	22.0#	N/A	564	584	602	564	602	625	675	707	748	780
 IWPD IWPDU	**Task Chair with Tilt** • Ships KD	Large Polypropylene	IWPD18T	☐☐☐	☐		20.0#	$ 372										
		Large Upholstered Seat	IWPD18TUS	☐☐☐	☐	☐☐☐☐☐	21.0#	N/A	442	449	463	442	463	450	505	524	547	565
		Large Upholstered Seat/Back	IWPD18TUB	☐☐☐	☐	☐☐☐☐☐	21.0#	N/A	505	524	544	505	544	563	614	646	687	720
				Ⓐ	Ⓑ	Ⓒ	Ⓓ											

HOW TO ORDER

Indicate the following information on order form:
1. Quantity of each item.
2. Model number, including options. See "How To Build a Model Number".
3. Any special service required.

Note: • The ☐ indicates that a choice is required.
- The absence of the ☐ indicates that no choice is required.
- Alpha-numeric characters in place of ☐ indicate that no other alternatives are available.

HOW TO BUILD A MODEL NUMBER

Ⓐ Select basic model.

Ⓑ select shell color.
Refer to the **Product Color Options** page in this price list.

Ⓒ Select base.

G	- Glides
C	- Carpet casters
S	- Hard floor casters

Ⓓ Select upholstery grade/color.
Refer to **ki.com/fabrics**

UPHOLSTERY INFORMATION

C.O.M. Upholstery

C.O.M. requirement is 5/8 yard per chair for seat only and 1 yard per chair for seat and back of 54" wide non-directional fabric. For complete information on ordering C.O.M. see "Ordering C.O.M., C.O.V. and C.O.L." section.

OPTIONS

California TB133 Fire Safety Code

The above seating products can be manufactured using the appropriate flame-retardant materials for compliance to California Technical Bulletin 133.
Add "FR" to end of model number.
Model=Polypropylene
Added Lead Time=none
Added List Price=$
Model=Upholstered Seat Only
Added Lead Time=none
Added List Price=$87

Upholstered Seat/Back models NOT TB133 approved.

SPECIAL SERVICES

Special Carton Marking

With specially marked information N/C

Shipping

Ships **knocked down, FOB Green Bay, WI 54302, freight excluded.** Freight class 125.

Specifications and prices are subject to change without prior notice.

Intellect Wave® Classroom Furniture (Freight Excluded)

Task Stool

Intellect Wave® Classroom Furniture (Freight Excluded)
Task Stool

	MODEL	Features	MODEL NUMBER: Basic Model	Shell Color	Base	Upholstery Color	Approx. Packaged Weight	Freight Excluded Pricing Unupholstered	Freight Excluded Pricing Fabric Grade 1 & C.O.M.	Freight Excluded Pricing Fabric Grade 2	Freight Excluded Pricing Fabric Grade 3	Freight Excluded Pricing C.O.V.	Freight Excluded Pricing Vinyl Group 2V	Freight Excluded Pricing Pallas Fabric Group P0	Freight Excluded Pricing Pallas Fabric Group P1	Freight Excluded Pricing Pallas Fabric Group P2	Freight Excluded Pricing Pallas Fabric Group P3	Freight Excluded Pricing Pallas Fabric Group P4
IWS	**Task Stool** • Ships KD	Large Polypropylene	IWS	□□□	□		26.5#	$ 325										
		Large Polypropylene with Arms	IWSA	□□□	□		32.5#	481										
IWSU	**Upholstered Seat Task Stool** • Ships KD	Large Upholstered Seat	IWSU/S	□□□	□	□□□□□	27.5#	N/A	$ 396	$ 401	$ 412	$ 396	$ 412	$ 406	$ 460	$ 476	$ 498	$ 520
		Large Upholstered Seat with Arms	IWSAU/S	□□□	□	□□□□□	33.5#	N/A	551	559	571	551	571	563	614	632	654	676
	Upholstered Seat/Back Task Stool • Ships KD	Large Upholstered Seat/Back	IWSU/B	□□□	□	□□□□□	27.5#	N/A	$ 460	$ 476	$ 494	$ 460	$ 494	$ 514	$ 565	$ 600	$ 641	$ 673
		Large Upholstered Seat/Back with Arms	IWSAU/B	□□□	□	□□□□□	33.5#	N/A	614	632	651	614	651	671	722	755	798	829

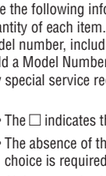

IWSU

Ⓐ Ⓑ Ⓒ Ⓓ

HOW TO ORDER

Indicate the following information on order form:
1. Quantity of each item.
2. Model number, including options. See "How To Build a Model Number".
3. Any special service required.

Note: • The □ indicates that a choice is required.
- The absence of the □ indicates that no choice is required.
- Alpha-numeric characters in place of □ indicate that no other alternatives are available.

HOW TO BUILD A MODEL NUMBER

Ⓐ Select basic model.

Ⓑ select shell color.
Refer to the **Product Color Options** page in this price list.

Ⓒ Select base.

G	- Glides
C	- Carpet casters
S	- Hard floor casters

Ⓓ Select upholstery grade/color.
Refer to **ki.com/fabrics**

UPHOLSTERY INFORMATION

C.O.M. Upholstery

C.O.M. requirement is 5/8 yard per chair for seat only and 1 yard per chair for seat and back of 54" wide non-directional fabric. For complete information on ordering C.O.M. see "Ordering C.O.M., C.O.V. and C.O.L." section.

OPTIONS

California TB133 Fire Safety Code

The above seating products can be manufactured using the appropriate flame-retardant materials for compliance to California Technical Bulletin 133.
Add "FR" to end of model number.
Model=Polypropylene
Added Lead Time=none
Added List Price=$
Model=Upholstered Seat Only
Added Lead Time=none
Added List Price=$87

Upholstered Seat/Back models NOT TB133 approved.

SPECIAL SERVICES

Special Carton Marking

With specially marked information	N/C

Shipping

Ships **knocked down, FOB Green Bay, WI 54302, freight excluded.** Freight class 125.

Specifications and prices are subject to change without prior notice.

Intellect Wave® Classroom Furniture (Freight Excluded)

Cafe Stool

Intellect Wave® Classroom Furniture (Freight Excluded)
Cafe Stool

	MODEL	Features	MODEL NUMBER: Basic Model	Frame Color	Shell Color	Glide Option	Upholstery Color	Approx. Packaged Weight	Freight Excluded Pricing Unuphol-stered	Freight Excluded Pricing Fabric Grade 1 & C.O.M.	Freight Excluded Pricing Fabric Grade 2	Freight Excluded Pricing Fabric Grade 3	Freight Excluded Pricing C.O.V.	Freight Excluded Pricing Vinyl Group 2V	Freight Excluded Pricing Pallas Fabric Group P0	Freight Excluded Pricing Pallas Fabric Group P1	Freight Excluded Pricing Pallas Fabric Group P2	Freight Excluded Pricing Pallas Fabric Group P3	Freight Excluded Pricing Pallas Fabric Group P4	Chrome Upcharge add to list price
	**24" Cafe Stool** • Stacking • Seat Height 24-1/2"	Large Polypropylene	IWCS24	□□	□□□	□□		20.0#	$ 339											$ 29
		Large Upholstered Seat	IWCS24U/S	□□	□□□	□□	□□□□□	21.0#	N/A	407	412	426	407	426	413	467	483	506	522	29
		Large Upholstered Seat/Back	IWCS24U/B	□□	□□□	□□	□□□□□	21.0#	N/A	467	483	503	467	503	517	568	598	638	669	29
IWCS IWCSU																				
	**30" Cafe Stool** • Stacking • Seat Height 30-1/2"	Large Polypropylene	IWCS30	□□	□□□	□□		22.0#	$ 353											$ 29
		Large Upholstered Seat	IWCS30U/S	□□	□□□	□□	□□□□□	23.0#	N/A	421	427	439	421	439	453	480	496	519	537	29
		Large Upholstered Seat/Back	IWCS30U/B	□□	□□□	□□	□□□□□	23.0#	N/A	480	496	515	480	515	562	583	613	651	683	29
IWCS IWCSU																				
			Ⓐ	Ⓑ	Ⓒ	Ⓓ	Ⓔ													

HOW TO ORDER

Indicate the following information on order form:
1. Quantity of each item.
2. Model number, including options. See "How To Build a Model Number".
3. Any special service required.

Note: • The □ indicates that a choice is required.
- The absence of the □ indicates that no choice is required.
- Alpha-numeric characters in place of □ indicate that no other alternatives are available.

HOW TO BUILD A MODEL NUMBER

Ⓐ Select basic model.

Ⓑ Select frame color.
Refer to the **Product Color Options** page in this price list.

See pricing column for Chrome upcharge.

Ⓒ select shell color.
Refer to the **Product Color Options** page in this price list.

Ⓓ Select glide option.

NG	- Nylon glides
SG	- Steel glides
SF	- Felt Solo Glide; add $2

Ⓔ Select upholstery grade/color.
Refer to **ki.com/fabrics**

UPHOLSTERY INFORMATION

C.O.M. Upholstery

C.O.M. requirement is 5/8 yard per chair for seat only and 1 yard per chair for seat and back of 54" wide non-directional fabric. For complete information on ordering C.O.M. see "Ordering C.O.M., C.O.V. and C.O.L." section.

OPTIONS

California TB133 Fire Safety Code

The above seating products can be manufactured using the appropriate flame-retardant materials for compliance to California Technical Bulletin 133.
Add "FR" to end of model number.
Model=Polypropylene
Added Lead Time=none
Added List Price=$
Model=Upholstered Seat Only
Added Lead Time=none
Added List Price=$87

Upholstered Seat/Back models NOT TB133 approved.

SPECIAL SERVICES

Special Carton Marking

With specially marked information	N/C

Shipping

Ships **assembled, FOB Green Bay, WI 54302, freight excluded.** Freight class 300.

Specifications and prices are subject to change without prior notice.

Intellect Wave® Classroom Furniture (Freight Excluded)

Dolly

Intellect Wave® Classroom Furniture (Freight Excluded)
Dolly

	MODEL	MODEL NUMBER Basic Model	Approx. Packaged Weight	Freight Excluded Pricing
 HRDPT	**Dolly** • For 18" cantilever and 18" 4-leg chairs only • Black powder coat finish	IWD.BL	30.0#	$ 524
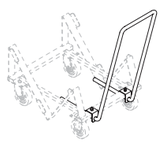 HRDPT	**Universal Dolly Handle** • Field installable • Provides convenient handle for relocating dolly when empty or loaded • Overall dolly height with handle is 37"	UDH.BL	8.0#	$ 199
		Ⓐ		

HOW TO ORDER

Indicate the following information on order form:
1. Quantity of each item.
2. Model number, including options. See "How To Build a Model Number".
3. Any special service required.

Note: • The ☐ indicates that a choice is required.
- The absence of the ☐ indicates that no choice is required.
- Alpha-numeric characters in place of ☐ indicate that no other alternatives are available.

HOW TO BUILD A MODEL NUMBER

Ⓐ Select basic model.

SPECIAL SERVICES

Special Carton Marking

With specially marked information	N/C

Shipping

Ships **assembled, FOB Green Bay, WI 54302, freight excluded.** Freight class 150.

Specifications and prices are subject to change without prior notice.

Intellect Wave® Classroom Furniture (Freight Excluded)

Cantilever Desk

Intellect Wave® Classroom Furniture (Freight Excluded)
Cantilever Desk

	MODEL	MODEL NUMBER: Basic Model	Book Storage Option	Book Box Color	Frame Color	Edge Color	Surface Finish/ Hard Plastic Color	Glide Option	Top Shape	Package Code	Approx. Packaged Weight	Freight Excluded Pricing	Chrome Upcharge add to list price
 IWDC	**29" Height Hard Plastic Top Cantilever Desk** • Optional book basket • Optional book box • Optional book bag hook	IWDCH/29	□□□□	□□□	□□		□□	□□	□□□	□□□	32.0#	$ 302	$ 16
IWDC	**29" Height Laminate Top Cantilever Desk** • Optional book basket • Optional book box • Optional book bag hook • Available only with curved front	IWDCL/29	□□□□	□□□	□□	□□□	□□	□□		□□□	32.0#	$ 302	$ 16
		Ⓐ	Ⓑ	Ⓒ	Ⓓ	Ⓔ	Ⓕ	Ⓖ	Ⓗ	Ⓘ			

HOW TO ORDER

Indicate the following information on order form:
1. Quantity of each item.
2. Model number, including options. See "How To Build a Model Number".
3. Any special service required.

Note: • The □ indicates that a choice is required.
- The absence of the □ indicates that no choice is required.
- Alpha-numeric characters in place of □ indicate that no other alternatives are available.

HOW TO BUILD A MODEL NUMBER

Ⓐ Select basic model.

Ⓑ Select book storage option.

BR	- Book basket; add $45
BB	- Book box; add $35
BH	- Book bag hook; add $12
BRBH	- Book basket & bag hook; add $58
BBBH	- Book box & bag hook; add $50
NB	- No book storage

Ⓒ Select book box color.
Refer to the **Product Color Options** page in this price list.
Only book box has color choice. If no color selected, book box will be Translucent.

Ⓓ Select frame color.
Refer to the **Product Color Options** page in this price list.

See pricing column for Chrome upcharge.

Ⓔ Select edge finish.
Refer to the **Product Color Options** page in this price list.

Ⓕ Select surface finish.
Refer to the **Product Color Options** page in this price list.

Ⓖ Select glide option.

NG	- Nylon glides
SG	- Steel glides
SF	- Felt Solo Glide; add $2

Ⓗ Select top front shape (user side).

CFT	- Curved front top
SFT	- Straight front top; add $22

Ⓘ Select packaging code.

CTN	- Cartoned; add $10
PLT	- Pallet

Cartoned: Add upcharge/each.

INFORMATION

Cartoning Information
Uncartoned shipments are standard for single order quantities of 24 or more units shipped via KI carrier. Specify PLT.

Cartoning Available
Specify CTN. Cartoning is required for single orders of less than 24 units or orders sent via air freight or UPS. Dealer requested carriers may also require cartoning.

SPECIAL SERVICES

Special Carton Marking

With specially marked information	N/C

Shipping
Ships **assembled, FOB Green Bay, WI 54302, freight excluded.** Freight class 150.

Specifications and prices are subject to change without prior notice.

Intellect Wave® Classroom Furniture (Freight Excluded)

Cantilever Desk

Intellect Wave® Classroom Furniture (Freight Excluded)
Cantilever Desk

	MODEL	MODEL NUMBER Basic Model	Book Storage Option	Book Box Color	Frame Color	Edge Color	Surface Finish/ Hard Plastic Color	Glide Option	Top Shape	Package Code	Approx. Packaged Weight	Freight Excluded Pricing	Chrome Upcharge add to list price
 IWDC	**Adjustable Height Hard Plastic Top Cantilever Desk** • Optional book basket • Optional book box • Optional book bag hook	IWDCH/A	□□□□	□□□	□□		□□	□□	□□□	□□□	32.0#	$ 348	$ 16
 IWDC	**Adjustable Height Laminate Top Cantilever Desk** • Optional book basket • Optional book box • Optional book bag hook • Available only with curved front	IWDCL/A	□□□□	□□□	□□	□□□	□□	□□		□□□	32.0#	$ 348	$ 16
 IWDC	**ADA Adjustable Height Hard Plastic Top Cantilever Desk** • Optional book basket • Optional book box • Optional book bag hook • Available only with straight front	IWDCH/ADA	□□□□	□□□	□□		□□	□□		□□□	38.0#	$ 433	$ 16
 IWDC	**ADA Adjustable Height Laminate Top Cantilever Desk** • Optional book basket • Optional book box • Optional book bag hook • Available only with curved front	IWDCL/ADA	□□□□	□□□	□□	□□□	□□	□□		□□□	38.0#	$ 433	$ 16
		Ⓐ	Ⓑ	Ⓒ	Ⓓ	Ⓔ	Ⓕ	Ⓖ	Ⓗ	Ⓘ			

HOW TO ORDER

Indicate the following information on order form:
1. Quantity of each item.
2. Model number, including options. See "How To Build a Model Number".
3. Any special service required.

Note: • The □ indicates that a choice is required.
- The absence of the □ indicates that no choice is required.
- Alpha-numeric characters in place of □ indicate that no other alternatives are available.

HOW TO BUILD A MODEL NUMBER

Ⓐ Select basic model.

Ⓑ Select book storage option.

BR	- Book basket; add $45
BB	- Book box; add $35
BH	- Book bag hook; add $12
BRBH	- Book basket & bag hook; add $58
BBBH	- Book box & bag hook; add $50
NB	- No book storage

Ⓒ Select book box color.
Refer to the **Product Color Options** page in this price list.
Only book box has color choice. If no color selected, book box will be Translucent.

Ⓓ Select frame color.
Refer to the **Product Color Options** page in this price list.
See pricing column for Chrome upcharge.

Ⓔ Select edge finish.
Refer to the **Product Color Options** page in this price list.

Ⓕ Select surface finish.
Refer to the **Product Color Options** page in this price list.

Ⓖ Select glide option.

NG	- Nylon glides
SG	- Steel glides
SF	- Felt Solo Glide; add $2

Ⓗ Select top front shape (user side).

CFT	- Curved front top
SFT	- Straight front top; add $22

Ⓘ Select packaging code.

CTN	- Cartoned; add $10
PLT	- Pallet

Cartoned: Add upcharge/each.

INFORMATION

Cartoning Information
Uncartoned shipments are standard for single order quantities of 24 or more units shipped via KI carrier. Specify PLT.

Cartoning Available
Specify CTN. Cartoning is required for single orders of less than 24 units or orders sent via air freight or UPS. Dealer requested carriers may also require cartoning.

INFORMATION

ADA Cartoning Information
Uncartoned shipments are standard for single order quantities of 10 or more ADA units shipped via KI carrier. Specify PLT.

ADA Cartoning Available
Specify CTN. Cartoning is required for single orders of less than 10 ADA units or orders sent via air freight or UPS. Dealer requested carriers may also require cartoning.

SPECIAL SERVICES

Special Carton Marking

With specially marked information	N/C

Shipping
Ships **assembled, FOB Green Bay, WI 54302, freight excluded.** Freight class 150.

Specifications and prices are subject to change without prior notice.

Intellect Wave® Classroom Furniture (Freight Excluded)

Sit/Stand Cantilever Desk

Intellect Wave® Classroom Furniture (Freight Excluded)
Sit/Stand Cantilever Desk

	MODEL	MODEL NUMBER								Approx. Packaged Weight	Freight Excluded Pricing	Chrome Upcharge add to list price
		Basic Model	Book Storage Option	Book Box Color	Frame Color	Edge Color	Surface Finish/ Hard Plastic Color	Glide Option	Top Shape			
 IWDS	**Sit/Stand Height Hard Plastic Top Cantilever Desk** • Optional book basket • Optional book box • Optional book bag hook • Height range 29"-41" • Foot bar included as standard	IWDSH	□□□□	□□□	□□		□□□	□□	□□□	38.0#	$ 512	$ 16
 IWDS	**Sit/Stand Height Laminate Top Cantilever Desk** • Optional book basket • Optional book box • Optional book bag hook • Available only with curved front • Height range 29"-41" • Foot bar included as standard	IWDSL	□□□□	□□□	□□	□□□	□□□	□□		38.0#	$ 512	$ 16
		Ⓐ	Ⓑ	Ⓒ	Ⓓ	Ⓔ	Ⓕ	Ⓖ	Ⓗ			

HOW TO ORDER

Indicate the following information on order form:
1. Quantity of each item.
2. Model number, including options. See "How To Build a Model Number".
3. Any special service required.

Note: • The □ indicates that a choice is required.
- The absence of the □ indicates that no choice is required.
- Alpha-numeric characters in place of □ indicate that no other alternatives are available.

HOW TO BUILD A MODEL NUMBER

Ⓐ Select basic model.

Ⓑ Select book storage option.

BR	- Book basket; add $45
BB	- Book box; add $35
BH	- Book bag hook; add $12
BRBH	- Book basket & bag hook; add $58
BBBH	- Book box & bag hook; add $50
NB	- No book storage

Ⓒ Select book box color.
Refer to the **Product Color Options** page in this price list.
Only book box has color choice. If no color selected, book box will be Translucent.

Ⓓ Select frame color.
Refer to the **Product Color Options** page in this price list.

See pricing column for Chrome upcharge.

Ⓔ Select edge finish.
Refer to the **Product Color Options** page in this price list.

Ⓕ Select surface finish.
Refer to the **Product Color Options** page in this price list.

Ⓖ Select glide option.

NG	- Nylon glides
SG	- Steel glides
SF	- Felt Solo Glide; add $2

Ⓗ Select top front shape (user side).

CFT	- Curved front top
SFT	- Straight front top; add $22

SPECIAL SERVICES

Special Carton Marking

With specially marked information N/C

Shipping

Ships **assembled, FOB Green Bay, WI 54302, freight excluded.** Freight class 150.

Specifications and prices are subject to change without prior notice.

Intellect Wave® Classroom Furniture (Freight Excluded)

4-Leg Desk

Intellect Wave® Classroom Furniture (Freight Excluded)

4-Leg Desk

	MODEL	MODEL NUMBER: Basic Model	Book Storage Option	Frame Color	Edge Color	Surface Finish/ Hard Plastic Color	Glide Option	Top Shape	Package Code	Approx. Packaged Weight	Freight Excluded Pricing	Chrome Upcharge add to list price
 IWD4F	**29" Height Hard Plastic Top 4-Leg Desk** • Optional book basket • Optional book box • Optional book bag hook	IWD4FH/29	□□□□	□□		□□	□□	□□□	□□□	26.0#	$ 270	$ 16
IWD4F	**29" Height Laminate Top 4-Leg Desk** • Optional book basket • Optional book box • Optional book bag hook • Available only with curved front	IWD4FL/29	□□□□	□□	□□□	□□	□□		□□□	26.0#	$ 270	$ 16
		Ⓐ	Ⓑ	Ⓒ	Ⓓ	Ⓔ	Ⓕ	Ⓖ	Ⓗ			

HOW TO ORDER

Indicate the following information on order form:
1. Quantity of each item.
2. Model number, including options. See "How To Build a Model Number".
3. Any special service required.

Note: • The □ indicates that a choice is required.
- The absence of the □ indicates that no choice is required.
- Alpha-numeric characters in place of □ indicate that no other alternatives are available.

HOW TO BUILD A MODEL NUMBER

Ⓐ Select basic model.

Ⓑ Select book storage option.

NB	- No book storage
BH	- Book bag hook; add $10
BB	- Book box; add $30
BR	- Book basket; add $38
BBBH	- Book box & book bag hook; add $43
BRBH	- Book basket & bag hook; add $49

Ⓒ Select frame color.
Refer to the **Product Color Options** page in this price list.

See pricing column for chrome upcharge.

Ⓓ Select edge finish.
Refer to the **Product Color Options** page in this price list.

Ⓔ Select surface finish.
Refer to the **Product Color Options** page in this price list.

Ⓕ Select glide option.

NG	- Nylon glides
SG	- Steel glides
SF	- Felt Solo Glide; add $2

Ⓖ Select top front shape (user side).

CFT	- Curved front top
SFT	- Straight front top; add $22

Ⓗ Select packaging code.

CTN	- Cartoned; add $6
PLT	- Pallet

Cartoned: Add upcharge/each.

INFORMATION

Cartoning Information
Uncartoned shipments are standard for single order quantities of 24 or more units shipped via KI carrier. Specify PLT.

Cartoning Available
Specify CTN. Cartoning is required for single orders of less than 24 units or orders sent via air freight or UPS. Dealer requested carriers may also require cartoning.

SPECIAL SERVICES

Special Carton Marking

With specially marked information	N/C

Shipping
Ships **assembled, FOB Manitowoc, WI 54220, freight excluded.** Freight class 150.

Specifications and prices are subject to change without prior notice.

Intellect Wave® Classroom Furniture (Freight Excluded)

4-Leg Desk

Intellect Wave® Classroom Furniture (Freight Excluded)
4-Leg Desk

	MODEL	MODEL NUMBER Basic Model	Book Storage Option	Frame Color	Edge Color	Surface Finish/ Hard Plastic Color	Glide Option	Top Shape	Package Code	Approx. Packaged Weight	Freight Excluded Pricing	Chrome Upcharge add to list price
 IWD4F	**Adjustable Height Hard Plastic Top 4-Leg Desk** • Optional book basket • Optional book box • Optional book bag hook	IWD4FH/A	□□□□	□□		□□	□□	□□□	□□□	26.0#	$ 314	$ 16
 IWD4F	**Adjustable Height Laminate Top 4-Leg Desk** • Optional book basket • Optional book box • Optional book bag hook • Available only with curved front	IWD4FL/A	□□□□	□□	□□□	□□	□□		□□□	26.0#	$ 314	$ 16
 IWD4F	**ADA Adjustable Height Hard Plastic Top 4-Leg Desk** • Optional book basket • Optional book box • Optional book bag hook • Available only with straight front	IWD4FH/ADA	□□□□	□□		□□	□□		□□□	31.0#	$ 393	$ 16
 IWD4F	**ADA Adjustable Height Laminate Top 4-Leg Desk** • Optional book basket • Optional book box • Optional book bag hook • Available only with curved front	IWD4FL/ADA	□□□□	□□	□□□	□□	□□		□□□	31.0#	$ 393	$ 16
		Ⓐ	Ⓑ	Ⓒ	Ⓓ	Ⓔ	Ⓕ	Ⓖ	Ⓗ			

HOW TO ORDER

Indicate the following information on order form:
1. Quantity of each item.
2. Model number, including options. See "How To Build a Model Number".
3. Any special service required.

Note: • The □ indicates that a choice is required.
- The absence of the □ indicates that no choice is required.
- Alpha-numeric characters in place of □ indicate that no other alternatives are available.

HOW TO BUILD A MODEL NUMBER

Ⓐ Select basic model.

Ⓑ Select book storage option.

NB	- No book storage
BH	- Book bag hook; add $10
BB	- Book box; add $30
BR	- Book basket; add $38
BBBH	- Book box & book bag hook; add $43
BRBH	- Book basket & bag hook; add $49

Ⓒ Select frame color.
Refer to the **Product Color Options** page in this price list.

See pricing column for chrome upcharge.

Ⓓ Select edge finish.
Refer to the **Product Color Options** page in this price list.

Ⓔ Select surface finish.
Refer to the **Product Color Options** page in this price list.

Ⓕ Select glide option.

NG	- Nylon glides
SG	- Steel glides
SF	- Felt Solo Glide; add $2

Ⓖ Select top front shape (user side).

CFT	- Curved front top
SFT	- Straight front top; add $22

Ⓗ Select packaging code.

CTN	- Cartoned; add $6
PLT	- Pallet

Cartoned: Add upcharge/each.

INFORMATION

Cartoning Information
Uncartoned shipments are standard for single order quantities of 24 or more units shipped via KI carrier. Specify PLT.

Cartoning Available
Specify CTN. Cartoning is required for single orders of less than 24 units or orders sent via air freight or UPS. Dealer requested carriers may also require cartoning.

INFORMATION

ADA Cartoning Information
Uncartoned shipments are standard for single order quantities of 10 or more ADA units shipped via KI carrier. Specify BLW.

ADA Cartoning Available
Specify CTN. Cartoning is required for single orders of less than 10 ADA units or orders sent via air freight or UPS. Dealer requested carriers may also require cartoning.

SPECIAL SERVICES

Special Carton Marking

With specially marked information	N/C

Shipping
Ships **assembled, FOB Manitowoc, WI 54220, freight excluded.** Freight class 150.

Specifications and prices are subject to change without prior notice.

Intellect Wave® Classroom Furniture (Freight Excluded)

Trapezoid Desk

Intellect Wave® Classroom Furniture (Freight Excluded)

Trapezoid Desk

	MODEL	MODEL NUMBER: Basic Model	Book Storage Option	Frame Color	Edge Color	Surface Finish/ Hard Plastic Color	Glide Option	Package Code	Approx. Packaged Weight	Freight Excluded Pricing	Chrome Upcharge add to list price
 IWDTF	**29" Height Hard Plastic Top Trapezoid Desk** • Optional book basket • Optional book box • Optional book bag hook	IWDTFH/29	□□□□	□□		□□	□□	□□□	26.0#	$ 290	$ 16
IWDTF	**29" Height Laminate Top Trapezoid Desk** • Optional book basket • Optional book box • Optional book bag hook	IWDTFL/29	□□□□	□□	□□□	□□	□□	□□□	26.0#	$ 290	$ 16
IWDTF	**Adjustable Height Hard Plastic Top Trapezoid Desk** • Optional book basket • Optional book box • Optional book bag hook	IWDTFH/A	□□□□	□□		□□	□□	□□□	26.0#	$ 332	$ 16
IWDTF	**Adjustable Height Laminate Top Trapezoid Desk** • Optional book basket • Optional book box • Optional book bag hook	IWDTFL/A	□□□□	□□	□□□	□□	□□	□□□	26.0#	$ 332	$ 16
		Ⓐ	Ⓑ	Ⓒ	Ⓓ	Ⓔ	Ⓕ	Ⓖ			

HOW TO ORDER

Indicate the following information on order form:
1. Quantity of each item.
2. Model number, including options. See "How To Build a Model Number".
3. Any special service required.

Note: • The □ indicates that a choice is required.
- The absence of the □ indicates that no choice is required.
- Alpha-numeric characters in place of □ indicate that no other alternatives are available.

HOW TO BUILD A MODEL NUMBER

Ⓐ Select basic model.

Ⓑ Select book storage option.

NB	- No book storage
BH	- Book bag hook; add $10
BB	- Book box; add $30
BR	- Book basket; add $38
BBBH	- Book box & book bag hook; add $43
BRBH	- Book basket & bag hook; add $49

Ⓒ Select frame color.
Refer to the **Product Color Options** page in this price list.

See pricing column for chrome upcharge.

Ⓓ Select edge finish.
Refer to the **Product Color Options** page in this price list.

Ⓔ Select surface finish.
Refer to the **Product Color Options** page in this price list.

Ⓕ Select glide option.

NG	- Nylon glides
SG	- Steel glides
SF	- Felt Solo Glide; add $2

Ⓖ Select packaging code.

CTN	- Cartoned; add $6
PLT	- Pallet

Cartoned: Add upcharge/each.

INFORMATION

Cartoning Information
Uncartoned shipments are standard for single order quantities of 24 or more units shipped via KI carrier. Specify PLT.

Cartoning Available
Specify CTN. Cartoning is required for single orders of less than 24 units or orders sent via air freight or UPS. Dealer requested carriers may also require cartoning.

SPECIAL SERVICES

Special Carton Marking

With specially marked information	N/C

Shipping
Ships **assembled, FOB Manitowoc, WI 54220, freight excluded.** Freight class 150.

Specifications and prices are subject to change without prior notice.

Intellect Wave® Classroom Furniture (Freight Excluded)

Tripod Desk

Intellect Wave® Classroom Furniture (Freight Excluded)
Tripod Desk

	MODEL	Features	MODEL NUMBER: Basic Model	Book Storage Option	Frame Color	Edge Color	Surface Finish/ Hard Plastic Color	Glide Option	Package Code	Approx. Packaged Weight	Freight Excluded Pricing	Chrome Upcharge add to list price
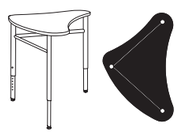 IWD3	**Laminate Adjustable Height Tripod Desk** • Ships fully assembled	Contour Top	IWD3LC/A	□□□□	□□	□□□	□□	□□	CTN	25.0#	$ 331	$ 16
 IWD3	**Laminate Adjustable Height Tripod Desk** • Ships fully assembled	Linear Top	IWD3LL/A	□□□□	□□	□□□	□□	□□	□□□	25.0#	$ 331	$ 16
 IWD3	**Hard Plastic Adjustable Height Tripod Desk** • Ships fully assembled	Linear Top	IWD3HL/A	□□□□	□□		□□	□□	□□□	25.0#	$ 331	$ 16
			Ⓐ	Ⓑ	Ⓒ	Ⓓ	Ⓔ	Ⓕ	Ⓖ			

SPECIAL SERVICES

Special Carton Marking

With specially marked information N/C

Shipping

Ships **assembled, FOB Manitowoc, WI 54220, freight excluded.** Freight class 125.

Specifications and prices are subject to change without prior notice.

HOW TO ORDER

Indicate the following information on order form:
1. Quantity of each item.
2. Model number, including options. See "How To Build a Model Number".
3. Any special service required.

Note: • The □ indicates that a choice is required.
- The absence of the □ indicates that no choice is required.
- Alpha-numeric characters in place of □ indicate that no other alternatives are available.

HOW TO BUILD A MODEL NUMBER

Ⓐ Select basic model.

Ⓑ Select book storage option.

NB	- No book storage
BH	- Book bag hook; add $10
BB	- Book box; add $30
BR	- Book basket; add $38
BBBH	- Book box & book bag hook; add $43
BRBH	- Book basket & bag hook; add $49

Ⓒ Select frame color.
Refer to the **Product Color Options** page in this price list.

See pricing column for chrome upcharge.

Ⓓ Select edge finish.
Refer to the **Product Color Options** page in this price list.

Ⓔ Select surface finish.
Refer to the **Product Color Options** page in this price list.

Ⓕ Select glide option.

NG	- Nylon glides
SG	- Steel glides
SF	- Felt Solo Glide; add $2

Ⓖ Select packaging code.

CTN	- Cartoned; add $6
PLT	- Pallet

Cartoned upcharges: Add upcharge/each. (Do not add upcharge if CTN is only option.)

INFORMATION

Cartoning Information
Uncartoned shipments are standard for single order quantities of 24 or more units shipped via KI carrier. Specify PLT.

Cartoning Available
Specify CTN. Cartoning is required for single orders of less than 24 units or orders sent via air freight or UPS. Dealer requested carriers may also require cartoning.

SPECIAL SERVICES

Special Carton Marking

With specially marked information N/C

Shipping

Ships **assembled, FOB Manitowoc, WI 54220, freight excluded.** Freight class 125.

Specifications and prices are subject to change without prior notice.

Intellect Wave® Classroom Furniture (Freight Excluded)

Double Entry Desk

Intellect Wave® Classroom Furniture (Freight Excluded)
Double Entry Desk



IWDE
IWDEU

Hard Plastic Top Double Entry Desk

- Optional chrome book rack
- Optional book bag hook
- 29" worksurface height

Laminate Top Double Entry Desk

- Optional chrome book rack
- Optional book bag hook
- 29" worksurface height

	MODEL NUMBER																					
Features	Basic Model	Book Storage Option	Frame Color	Shell Color	Edge Color	Surface Finish/ Hard Plastic Color	Glide Option	Package Code	Upholstery Color	Approx. Packaged Weight	Freight Excluded Pricing Unuph.	Freight Excluded Pricing Fabric Grade 1 & C.O.M.	Freight Excluded Pricing Fabric Grade 2	Freight Excluded Pricing Fabric Grade 3	Freight Excluded Pricing C.O.V.	Freight Excluded Pricing Vinyl Group 2V	Freight Excluded Pricing Pallas Fabric Group P0	Freight Excluded Pricing Pallas Fabric Group P1	Freight Excluded Pricing Pallas Fabric Group P2	Freight Excluded Pricing Pallas Fabric Group P3	Freight Excluded Pricing Pallas Fabric Group P4
Polypropylene	IWDEH	□□	□□	□□□		□□	□□	CTN		40.0#	$ 380										
Polypropylene with Book Rack	IWDEHBR	□□	□□	□□□		□□	□□	CTN		42.0#	407										
Upholstered Seat	IWDEHU/S	□□	□□	□□□		□□	□□	CTN	□□□□	41.0#	N/A	444	454	464	444	464	455	506	522	544	565
Upholstered Seat with Book Rack	IWDEHBRU/S	□□	□□	□□□		□□	□□	CTN	□□□□	43.0#	N/A	474	480	492	474	492	482	533	549	574	592
Upholstered Seat/Back	IWDEHU/B	□□	□□	□□□		□□	□□	CTN	□□□□	41.0#	N/A	506	522	540	506	540	557	608	639	677	708
Upholstered Seat/Back with Book Rack	IWDEHBRU/B	□□	□□	□□□		□□	□□	CTN	□□□□	43.0#	N/A	533	549	569	533	569	586	637	669	705	738
Polypropylene	IWDEL	□□	□□	□□□	□□□	□□	□□	CTN		40.0#	$ 380										
Polypropylene with Book Rack	IWDELBR	□□	□□	□□□	□□□	□□	□□	CTN		42.0#	407										
Upholstered Seat	IWDELU/S	□□	□□	□□□	□□□	□□	□□	CTN	□□□□	41.0#	N/A	444	454	464	444	464	455	506	522	544	565
Upholstered Seat with Book Rack	IWDELBRU/S	□□	□□	□□□	□□□	□□	□□	CTN	□□□□	43.0#	N/A	474	480	492	474	492	482	533	549	574	592
Upholstered Seat/Back	IWDELU/B	□□	□□		□□□	□□	□□	CTN	□□□□	41.0#	N/A	506	522	540	506	540	557	608	639	677	708
Upholstered Seat/Back with Book Rack	IWDELBRU/B	□□	□□	□□□	□□□	□□	□□	CTN	□□□□	43.0#	N/A	533	549	569	533	569	586	637	669	705	738
	Ⓐ	Ⓑ	Ⓒ	Ⓓ	Ⓔ	Ⓕ	Ⓖ	Ⓗ	Ⓘ												

HOW TO ORDER

Indicate the following information on order form:
1. Quantity of each item.
2. Model number, including options. See "How To Build a Model Number".
3. Any special service required.

Note: • The □ indicates that a choice is required.
• The absence of the □ indicates that no choice is required.
• Alpha-numeric characters in place of □ indicate that no other alternatives are available.

HOW TO BUILD A MODEL NUMBER

Ⓐ Select basic model.

Ⓑ Select book storage option.

NB	- No book bag hook
BH	- Book bag hook; add $12

Ⓒ Select frame color.
Refer to the **Product Color Options** page in this price list.

Ⓓ Select shell color.
Refer to the **Product Color Options** page in this price list.

Ⓔ Select edge finish.
Refer to the **Product Color Options** page in this price list.

Ⓕ Select surface finish.
Refer to the **Product Color Options** page in this price list.

Ⓖ Select glide option.

NG	- Nylon glides
SG	- Steel glides
SF	- Felt Solo Glide; add $2

Ⓗ Select packaging code.

CTN	- Cartoned; add $45

Ⓘ Select upholstery grade/color.
Refer to **ki.com/fabrics**

UPHOLSTERY INFORMATION

C.O.M. Upholstery

C.O.M. requirement is 5/8 yard per chair for seat only and 1 yard per chair for seat and back of 54" wide non-directional fabric. For complete information on ordering C.O.M. see "Ordering C.O.M., C.O.V. and C.O.L." section.

OPTIONS

California TB133 Fire Safety Code

The above seating products can be manufactured using the appropriate flame-retardant materials for compliance to California Technical Bulletin 133.
Add "FR" to end of model number.
Model=Polypropylene
Added Lead Time=none
Added List Price=$
Model=Upholstered Seat Only
Added Lead Time=none
Added List Price=$87

Upholstered Seat/Back models NOT TB133 approved.

SPECIAL SERVICES

Special Carton Marking

With specially marked information	N/C

Shipping

Ships **assembled, FOB Green Bay, WI 54302, freight excluded.** Freight class 300.

Specifications and prices are subject to change without prior notice.

Intellect Wave® Classroom Furniture (Freight Excluded)

XL Double Entry Desk

Intellect Wave® Classroom Furniture (Freight Excluded)
XL Double Entry Desk



IWXD
IWXDU

Hard Plastic Top XL Double Entry Desk

- Optional chrome book rack
- Optional book bag hook
- 30" worksurface height

Laminate Top XL Double Entry Desk

- Optional chrome book rack
- Optional book bag hook
- 30" worksurface height

	MODEL NUMBER																				
Features	Basic Model	Book Storage Option	Frame Color	Shell Color	Edge Color	Surface Finish/ Hard Plastic Color	Glide Option	Package Code	Upholstery Color	Approx. Packaged Weight	Freight Excluded Pricing Unuph.	Freight Excluded Pricing Fabric Grade 1 & C.O.M.	Freight Excluded Pricing Fabric Grade 2	Freight Excluded Pricing Fabric Grade 3	Freight Excluded Pricing C.O.V.	Freight Excluded Pricing Vinyl Group 2V	Freight Excluded Pricing Pallas Fabric Group P0	Freight Excluded Pricing Pallas Fabric Group P1	Freight Excluded Pricing Pallas Fabric Group P2	Freight Excluded Pricing Pallas Fabric Group P3	Freight Excluded Pricing Pallas Fabric Group P4
Polypropylene	IWXDH	□□	□□	□□□		□□	□□	CTN		42.0#	$ 437										
Polypropylene with Book Rack	IWXDHBR	□□	□□	□□□		□□	□□	CTN		44.0#	464										
Upholstered Seat	IWXDHU/S	□□	□□	□□□		□□	□□	CTN	□□□□	43.0#	N/A	505	509	521	505	521	510	562	581	601	621
Upholstered Seat with Book Rack	IWXDHBRU/S	□□	□□	□□□		□□	□□	CTN	□□□□	45.0#	N/A	532	537	548	532	548	539	591	608	631	647
Upholstered Seat/Back	IWXDHU/B	□□	□□	□□□		□□	□□	CTN	□□□□	43.0#	N/A	562	581	597	562	597	614	666	697	736	765
Upholstered Seat/Back with Book Rack	IWXDHBRU/B	□□	□□	□□□		□□	□□	CTN	□□□□	45.0#	N/A	591	608	626	591	626	642	694	725	764	794
Polypropylene	IWXDL	□□	□□	□□□	□□□	□□	□□	CTN		42.0#	$ 437										
Polypropylene with Book Rack	IWXDLBR	□□	□□	□□□	□□□	□□	□□	CTN		44.0#	464										
Upholstered Seat	IWXDLU/S	□□	□□	□□□	□□□	□□	□□	CTN	□□□□	43.0#	N/A	505	509	521	505	521	510	562	581	601	621
Upholstered Seat with Book Rack	IWXDLBRU/S	□□	□□	□□□	□□□	□□	□□	CTN	□□□□	45.0#	N/A	532	537	548	532	548	539	591	608	631	647
Upholstered Seat/Back	IWXDLU/B	□□	□□	□□□	□□□	□□	□□	CTN	□□□□	43.0#	N/A	562	581	597	562	597	614	666	697	736	765
Upholstered Seat/Back with Book Rack	IWXDLBRU/B	□□	□□	□□□	□□□	□□	□□	CTN	□□□□	45.0#	N/A	591	608	626	591	626	642	694	725	764	794
	Ⓐ	Ⓑ	Ⓒ	Ⓓ	Ⓔ	Ⓕ	Ⓖ	Ⓗ	Ⓘ												

HOW TO ORDER

Indicate the following information on order form:
1. Quantity of each item.
2. Model number, including options. See "How To Build a Model Number".
3. Any special service required.

Note: • The □ indicates that a choice is required.
• The absence of the □ indicates that no choice is required.
• Alpha-numeric characters in place of □ indicate that no other alternatives are available.

HOW TO BUILD A MODEL NUMBER

Ⓐ Select basic model.

Ⓑ Select book storage option.

NB	- No book bag hook
BH	- Book bag hook; add $12

Ⓒ Select frame color.
Refer to the **Product Color Options** page in this price list.

Ⓓ Select shell color.
Refer to the **Product Color Options** page in this price list.

Ⓔ Select edge finish.
Refer to the **Product Color Options** page in this price list.

Ⓕ Select surface finish.
Refer to the **Product Color Options** page in this price list.

Ⓖ Select glide option.

NG	- Nylon glides
SG	- Steel glides
SF	- Felt Solo Glide; add $2

Ⓗ Select packaging code.

CTN	- Cartoned; add $45

Ⓘ Select upholstery grade/color.
Refer to **ki.com/fabrics**

UPHOLSTERY INFORMATION

C.O.M. Upholstery

C.O.M. requirement is 5/8 yard per chair for seat only and 1 yard per chair for seat and back of 54" wide non-directional fabric. For complete information on ordering C.O.M. see "Ordering C.O.M., C.O.V. and C.O.L." section.

OPTIONS

California TB133 Fire Safety Code

The above seating products can be manufactured using the appropriate flame-retardant materials for compliance to California Technical Bulletin 133.
Add "FR" to end of model number.
Model=Polypropylene
Added Lead Time=none
Added List Price=$
Model=Upholstered Seat Only
Added Lead Time=none
Added List Price=$87

Upholstered Seat/Back models NOT TB133 approved.

SPECIAL SERVICES

Special Carton Marking

With specially marked information	N/C

Shipping

Ships **assembled, FOB Green Bay, WI 54302, freight excluded.** Freight class 300.

Specifications and prices are subject to change without prior notice.

Intellect Wave® Classroom Furniture (Delivered)

Cantilever Chair

Intellect Wave® Classroom Furniture (Delivered)
Cantilever Chair

	Features	MODEL NUMBER Basic Model	Frame Color Ⓑ	Shell Color Ⓒ	Glide Option Ⓓ	Package Code Ⓔ	Upholstery Color Ⓕ	Approx. Packaged Weight	Delivered Pricing	Delivered Pricing Fabric Grade 1 & C.O.M.	Delivered Pricing Fabric Grade 2	Delivered Pricing Fabric Grade 3	Delivered Pricing C.O.V.	Delivered Pricing Vinyl Group 2V	Delivered Pricing Pallas Fabric Group P0	Delivered Pricing Pallas Fabric Group P1	Delivered Pricing Pallas Fabric Group P2	Delivered Pricing Pallas Fabric Group P3	Delivered Pricing Pallas Fabric Group P4	Chrome Upcharge add to list price
 IWC **Cantilever Chair** • Stacking - unupholstered only	Small Polypropylene	IWC13	□□	□□□	□□	CTN		14.0#	$ 167											$ 15
	Medium Polypropylene	IWC15	□□	□□□	□□	CTN		15.0#	168											15
	Large Polypropylene	IWC18	□□	□□□	□□	□□□		16.0#	170											15
 IWC **Cantilever Chair with Book Rack** • Chrome book rack • Assembled only	Large Polypropylene - Assembled	IWC18BR	□□	□□□	□□	CTN		19.0#	$ 236											$ 15
 IWCU **Upholstered Seat Cantilever Chair** • Optional chrome book rack • Assembled only	Large Upholstered Seat	IWC18U/S	□□	□□□	□□	CTN	□□□□□	17.0#	N/A	$ 257	$ 264	$ 280	$ 257	$ 280	$ 268	$ 326	$ 346	$ 374	$ 393	$ 15
	Large Upholstered Seat with Book Rack	IWC18BRU/S	□□	□□□	□□	CTN	□□□□□	20.0#	N/A	305	314	330	305	330	328	376	397	425	446	15
		Ⓐ	Ⓑ	Ⓒ	Ⓓ	Ⓔ	Ⓕ													

HOW TO ORDER

Indicate the following information on order form:
1. Quantity of each item.
2. Model number, including options. See "How To Build a Model Number".
3. Any special service required.

Note: • The □ indicates that a choice is required.
• The absence of the □ indicates that no choice is required.
• Alpha-numeric characters in place of □ indicate that no other alternatives are available.

HOW TO BUILD A MODEL NUMBER

Ⓐ Select basic model.

Ⓑ Select frame color.
Refer to the **Product Color Options** page in this price list.

See pricing column for Chrome upcharge.

Ⓒ select shell color.
Refer to the **Product Color Options** page in this price list.

Ⓓ Select glide option.

NG	- Nylon glides
SG	- Steel glides
SF	- Felt Solo Glide; add $3

Ⓔ Select packaging code.

CTN	- Cartoned; add $8
RCK	- Racked

Cartoned upcharges: (Do not add if CTN is only option.)

Ⓕ Select upholstery grade/color.
Refer to **ki.com/fabrics**

UPHOLSTERY INFORMATION

C.O.M. Upholstery

C.O.M. requirement is 5/8 yard per chair for seat only and 1 yard per chair for seat and back of 54" wide non-directional fabric. For complete information on ordering C.O.M. see "Ordering C.O.M., C.O.V. and C.O.L." section.

OPTIONS

California TB133 Fire Safety Code

The above seating products can be manufactured using the appropriate flame-retardant materials for compliance to California Technical Bulletin 133.
Add "FR" to end of model number.
Model=Polypropylene
Added Lead Time=none
Added List Price=$32
Model=Upholstered Seat Only
Added Lead Time=none
Added List Price=$98

Upholstered Seat/Back models NOT TB133 approved.

INFORMATION

Cartoning Information

Uncartoned shipments are standard for single order quantities of 24 or more units shipped via KI carrier. Specify RCK.

Cartoning Available

Specify CTN. Cartoning is required for single orders of less than 24 units or orders sent via air freight or UPS. Dealer requested carriers may also require cartoning.

SPECIAL SERVICES

Special Carton Marking

With specially marked information	N/C

Shipping

Ships **assembled, FOB Green Bay, WI 54302, freight prepaid.** Freight class 125.

Specifications and prices are subject to change without prior notice.

Intellect Wave® Classroom Furniture (Delivered)

Cantilever Chair

Intellect Wave® Classroom Furniture (Delivered)
Cantilever Chair



IWCU

Upholstered Seat/Back Cantilever Chair

- Optional chrome book rack
- Assembled only

Features	MODEL NUMBER Basic Model	Frame Color	Shell Color	Glide Option	Package Code	Upholstery Color	Approx. Packaged Weight	Delivered Pricing Fabric Grade 1 & C.O.M.	Delivered Pricing Fabric Grade 2	Delivered Pricing Fabric Grade 3	Delivered Pricing C.O.V.	Delivered Pricing Vinyl Group 2V	Delivered Pricing Pallas Fabric Group P0	Delivered Pricing Pallas Fabric Group P1	Delivered Pricing Pallas Fabric Group P2	Delivered Pricing Pallas Fabric Group P3	Delivered Pricing Pallas Fabric Group P4	Chrome Upcharge add to list price
Large Upholstered Seat/Back	IWC18U/B	□□	□□□	□□	CTN	□□□□□	17.0#	$ 326	$ 346	$ 366	$ 326	$ 366	$ 386	$ 447	$ 484	$ 529	$ 563	$ 15
Large Upholstered Seat/Back with Book Rack	IWC18BRU/B	□□	□□□	□□	CTN	□□□□□	20.0#	360	381	404	360	404	459	481	514	560	595	15
		Ⓐ	Ⓑ	Ⓒ	Ⓓ	Ⓔ	Ⓕ											

HOW TO ORDER

Indicate the following information on order form:
1. Quantity of each item.
2. Model number, including options. See “How To Build a Model Number”.
3. Any special service required.

Note: • The □ indicates that a choice is required.
- The absence of the □ indicates that no choice is required.
- Alpha-numeric characters in place of □ indicate that no other alternatives are available.

HOW TO BUILD A MODEL NUMBER

Ⓐ Select basic model.

Ⓑ Select frame color.
Refer to the **Product Color Options** page in this price list.

See pricing column for Chrome upcharge.

Ⓒ select shell color.
Refer to the **Product Color Options** page in this price list.

Ⓓ Select glide option.

NG	- Nylon glides
SG	- Steel glides
SF	- Felt Solo Glide; add $3

Ⓔ Select packaging code.

CTN	- Cartoned

Ⓕ Select upholstery grade/color.
Refer to **ki.com/fabrics**

UPHOLSTERY INFORMATION

C.O.M. Upholstery

C.O.M. requirement is 5/8 yard per chair for seat only and 1 yard per chair for seat and back of 54” wide non-directional fabric. For complete information on ordering C.O.M. see “Ordering C.O.M., C.O.V. and C.O.L.” section.

OPTIONS

California TB133 Fire Safety Code

The above seating products can be manufactured using the appropriate flame-retardant materials for compliance to California Technical Bulletin 133.
Add “FR” to end of model number.
Model=Polypropylene
Added Lead Time=none
Added List Price=$32
Model=Upholstered Seat Only
Added Lead Time=none
Added List Price=$98

Upholstered Seat/Back models NOT TB133 approved.

INFORMATION

Cartoning Available

Cartoning is required for single orders of less than 24 units or orders sent via air freight or UPS. Chairs with assembled book racks or upholstery require cartoning. Dealer requested carriers may also require cartoning. Specify CTN.

SPECIAL SERVICES

Special Carton Marking

With specially marked information N/C

Shipping

Ships **assembled, FOB Green Bay, WI 54302, freight prepaid.** Freight class 125.

Specifications and prices are subject to change without prior notice.

Intellect Wave® Classroom Furniture (Delivered)

4-Leg Chair

Intellect Wave® Classroom Furniture (Delivered)
4-Leg Chair

	Features	MODEL NUMBER Basic Model	Frame Color	Shell Color	Glide Option	Package Code	Upholstery Color	Approx. Packaged Weight	Delivered Pricing	Delivered Pricing Fabric Grade 1 & C.O.M.	Delivered Pricing Fabric Grade 2	Delivered Pricing Fabric Grade 3	Delivered Pricing C.O.V.	Delivered Pricing Vinyl Group 2V	Delivered Pricing Pallas Fabric Group P0	Delivered Pricing Pallas Fabric Group P1	Delivered Pricing Pallas Fabric Group P2	Delivered Pricing Pallas Fabric Group P3	Delivered Pricing Pallas Fabric Group P4	Chrome Upcharge add to list price
	Extra Small Polypropylene	IW410	□□	□□□	□□	CTN		14.0#	$ 158											$ 15
	Small Polypropylene	IW413	□□	□□□	□□	CTN		15.0#	160											15
	Medium Polypropylene	IW415	□□	□□□	□□	CTN		16.0#	162											15
	Large Polypropylene	IW418	□□	□□□	□□	□□□		17.0#	162											15
IW4 **4-Leg Chair** • Stacking - unupholstered only																				
	Large Polypropylene	IW418BR	□□	□□□	□□	CTN		20.0#	$ 216											$ 15
	Large Upholstered Seat	IW418U/S	□□	□□□	□□	CTN	□□□□□	18.0#	N/A	$ 245	$ 253	$ 267	$ 245	$ 267	$ 255	$ 314	$ 333	$ 357	$ 377	$ 15
	Large Upholstered Seat with Book Rack	IW418BRU/S	□□	□□□	□□	CTN	□□□□□	21.0#	N/A	318	324	345	318	345	325	394	415	446	469	15
IW4U **Upholstered Seat 4-Leg Chair** • Optional chrome book rack • Assembled only																				
		Ⓐ	Ⓑ	Ⓒ	Ⓓ	Ⓔ	Ⓕ													

HOW TO ORDER

Indicate the following information on order form:
1. Quantity of each item.
2. Model number, including options. See "How To Build a Model Number".
3. Any special service required.

Note: • The □ indicates that a choice is required.
- The absence of the □ indicates that no choice is required.
- Alpha-numeric characters in place of □ indicate that no other alternatives are available.

HOW TO BUILD A MODEL NUMBER

Ⓐ Select basic model.

Ⓑ Select frame color.
Refer to the **Product Color Options** page in this price list.

See pricing column for Chrome upcharge.

Ⓒ select shell color.
Refer to the **Product Color Options** page in this price list.

Ⓓ Select glide option.

NG	- Nylon glides
SG	- Steel glides
SF	- Felt Solo Glide; add $3

Ⓔ Select packaging code.

CTN	- Cartoned; add $8
RCK	- Racked

Cartoned upcharges: (Do not add if CTN is only option.)

Ⓕ Select upholstery grade/color.
Refer to **ki.com/fabrics**

UPHOLSTERY INFORMATION

C.O.M. Upholstery

C.O.M. requirement is 5/8 yard per chair for seat only and 1 yard per chair for seat and back of 54" wide non-directional fabric. For complete information on ordering C.O.M. see "Ordering C.O.M., C.O.V. and C.O.L." section.

OPTIONS

California TB133 Fire Safety Code

The above seating products can be manufactured using the appropriate flame-retardant materials for compliance to California Technical Bulletin 133.
Add "FR" to end of model number.
Model=Polypropylene
Added Lead Time=none
Added List Price=$32
Model=Upholstered Seat Only
Added Lead Time=none
Added List Price=$98

Upholstered Seat/Back models NOT TB133 approved.

INFORMATION

Cartoning Information

Uncartoned shipments are standard for single order quantities of 24 or more units shipped via KI carrier. Specify RCK.

Cartoning Available

Specify CTN. Cartoning is required for single orders of less than 24 units or orders sent via air freight or UPS. Dealer requested carriers may also require cartoning.

SPECIAL SERVICES

Special Carton Marking

With specially marked information	N/C

Shipping

Ships **assembled, FOB Green Bay, WI 54302, freight prepaid.** Freight class 125.

Specifications and prices are subject to change without prior notice.

Intellect Wave® Classroom Furniture (Delivered)

4-Leg Chair

Intellect Wave® Classroom Furniture (Delivered)
4-Leg Chair

	Features	MODEL NUMBER Basic Model	Frame Color	Shell Color	Glide Option	Package Code	Upholstery Color	Approx. Packaged Weight	Delivered Pricing Fabric Grade 1 & C.O.M.	Delivered Pricing Fabric Grade 2	Delivered Pricing Fabric Grade 3	Delivered Pricing C.O.V.	Delivered Pricing Vinyl Group 2V	Delivered Pricing Pallas Fabric Group P0	Delivered Pricing Pallas Fabric Group P1	Delivered Pricing Pallas Fabric Group P2	Delivered Pricing Pallas Fabric Group P3	Delivered Pricing Pallas Fabric Group P4	Chrome Upcharge add to list price
	Large Upholstered Seat/Back	IW418U/B	□□	□□□	□□	CTN	□□□□□	18.0#	$ 314	$ 333	$ 353	$ 314	$ 353	$ 372	$ 429	$ 463	$ 507	$ 543	$ 15
	Large Upholstered Seat/Back with Book Rack	IW418BRU/B	□□	□□□	□□	CTN	□□□□□	21.0#	394	415	438	394	438	460	526	563	612	652	15
			Ⓐ	Ⓑ	Ⓒ	Ⓓ	Ⓔ	Ⓕ											

IW4U

Upholstered Seat/Back 4-Leg Chair

- Optional chrome book rack
- Assembled only

HOW TO ORDER

Indicate the following information on order form:
1. Quantity of each item.
2. Model number, including options. See “How To Build a Model Number”.
3. Any special service required.

Note: • The □ indicates that a choice is required.
- The absence of the □ indicates that no choice is required.
- Alpha-numeric characters in place of □ indicate that no other alternatives are available.

HOW TO BUILD A MODEL NUMBER

Ⓐ Select basic model.

Ⓑ Select frame color.
Refer to the **Product Color Options** page in this price list.

See pricing column for Chrome upcharge.

Ⓒ select shell color.
Refer to the **Product Color Options** page in this price list.

Ⓓ Select glide option.

NG	- Nylon glides
SG	- Steel glides
SF	- Felt Solo Glide; add $3

Ⓔ Select packaging code.

CTN	- Cartoned

Ⓕ Select upholstery grade/color.
Refer to **ki.com/fabrics**

UPHOLSTERY INFORMATION

C.O.M. Upholstery

C.O.M. requirement is 5/8 yard per chair for seat only and 1 yard per chair for seat and back of 54” wide non-directional fabric. For complete information on ordering C.O.M. see “Ordering C.O.M., C.O.V. and C.O.L.” section.

OPTIONS

California TB133 Fire Safety Code

The above seating products can be manufactured using the appropriate flame-retardant materials for compliance to California Technical Bulletin 133.
Add “FR” to end of model number.
Model=Polypropylene
Added Lead Time=none
Added List Price=$32
Model=Upholstered Seat Only
Added Lead Time=none
Added List Price=$98

Upholstered Seat/Back models NOT TB133 approved.

INFORMATION

Cartoning Available

Cartoning is required for single orders of less than 24 units or orders sent via air freight or UPS. Chairs with assembled book racks or upholstery require cartoning. Dealer requested carriers may also require cartoning. Specify CTN.

SPECIAL SERVICES

Special Carton Marking

With specially marked information N/C

Shipping

Ships **assembled, FOB Green Bay, WI 54302, freight prepaid.** Freight class 125.

Specifications and prices are subject to change without prior notice.

Intellect Wave® Classroom Furniture (Delivered)

Music Chair

Intellect Wave® Classroom Furniture (Delivered)
Music Chair

	Features	MODEL NUMBER Basic Model	Frame Color	Shell Color	Glide Option	Package Code	Upholstery Color	Approx. Packaged Weight	Delivered Pricing	Delivered Pricing Fabric Grade 1 & C.O.M.	Delivered Pricing Fabric Grade 2	Delivered Pricing Fabric Grade 3	Delivered Pricing C.O.V.	Delivered Pricing Vinyl Group 2V	Delivered Pricing Pallas Fabric Group P0	Delivered Pricing Pallas Fabric Group P1	Delivered Pricing Pallas Fabric Group P2	Delivered Pricing Pallas Fabric Group P3	Delivered Pricing Pallas Fabric Group P4	Chrome Upcharge add to list price
	Medium Polypropylene	IWMC16	□□	□□□	□□	CTN		17.0#	$ 214											$ 15
	Large Polypropylene	IWMC19	□□	□□□	□□	CTN		18.0#	225											15
	Large Polypropylene with Book Rack	IWMC19BR	□□	□□□	□□	CTN		21.0#	282											15
IWMC **Music Chair** • Stacking - unupholstered only • Optional chrome book rack																				
	Large Upholstered Seat	IWMC19U/S	□□	□□□	□□	CTN	□□□□□	19.0#	N/A	$ 296	$ 304	$ 322	$ 296	$ 322	$ 305	$ 367	$ 389	$ 417	$ 437	$ 15
	Large Upholstered Seat with Book Rack	IWMC19BRU/S	□□	□□□	□□	CTN	□□□□□	22.0#	N/A	367	375	389	367	389	378	443	466	494	514	15
IWMCU **Upholstered Seat 4-Leg Chair** • Optional chrome book rack																				
	Large Upholstered Seat/Back	IWMC19U/B	□□	□□□	□□	CTN	□□□□□	19.0#	N/A	$ 367	$ 389	$ 410	$ 367	$ 410	$ 429	$ 492	$ 525	$ 572	$ 608	$ 15
	Large Upholstered Seat/Back with Book Rack	IWMC19BRU/B	□□	□□□	□□	CTN	□□□□□	22.0#	N/A	443	466	489	443	489	499	573	615	664	703	15
IWMCU **Upholstered Seat/Back 4-Leg Chair** • Optional chrome book rack																				
		Ⓐ	Ⓑ	Ⓒ	Ⓓ	Ⓔ	Ⓕ													

HOW TO ORDER

Indicate the following information on order form:
1. Quantity of each item.
2. Model number, including options. See "How To Build a Model Number".
3. Any special service required.

Note: • The □ indicates that a choice is required.
- The absence of the □ indicates that no choice is required.
- Alpha-numeric characters in place of □ indicate that no other alternatives are available.

HOW TO BUILD A MODEL NUMBER

Ⓐ Select basic model.

Ⓑ Select frame color.
Refer to the **Product Color Options** page in this price list.

See pricing column for Chrome upcharge.

Ⓒ Select shell color.
Refer to the **Product Color Options** page in this price list.

Ⓓ Select glide option.

NG	- Nylon glides
SG	- Steel glides
SF	- Felt Solo Glide; add $3

Ⓔ Select packaging code.

CTN	- Cartoned

Ⓕ Select upholstery grade/color.
Refer to **ki.com/fabrics**

UPHOLSTERY INFORMATION

C.O.M. Upholstery

C.O.M. requirement is 5/8 yard per chair for seat only and 1 yard per chair for seat and back of 54" wide non-directional fabric. For complete information on ordering C.O.M. see "Ordering C.O.M., C.O.V. and C.O.L." section.

OPTIONS

California TB133 Fire Safety Code

The above seating products can be manufactured using the appropriate flame-retardant materials for compliance to California Technical Bulletin 133.
Add "FR" to end of model number.
Model=Polypropylene
Added Lead Time=none
Added List Price=$32
Model=Upholstered Seat Only
Added Lead Time=none
Added List Price=$98

Upholstered Seat/Back models NOT TB133 approved.

SPECIAL SERVICES

Special Carton Marking

With specially marked information	N/C

Shipping

Ships **assembled, FOB Green Bay, WI 54302, freight prepaid.** Freight class 125.

Specifications and prices are subject to change without prior notice.

Intellect Wave® Classroom Furniture (Delivered)

4-Leg Chair with Casters

Intellect Wave® Classroom Furniture (Delivered)
4-Leg Chair with Casters

	Features	MODEL NUMBER Basic Model	Frame Color	Shell Color	Base	Package Code	Upholstery Color	Approx. Packaged Weight	Delivered Pricing	Delivered Pricing Fabric Grade 1 & C.O.M.	Delivered Pricing Fabric Grade 2	Delivered Pricing Fabric Grade 3	Delivered Pricing C.O.V.	Delivered Pricing Vinyl Group 2V	Delivered Pricing Pallas Fabric Group P0	Delivered Pricing Pallas Fabric Group P1	Delivered Pricing Pallas Fabric Group P2	Delivered Pricing Pallas Fabric Group P3	Delivered Pricing Pallas Fabric Group P4	Chrome Upcharge add to list price
 IW4C **4-Leg Chair with Casters** • Stacking - unupholstered only • Optional chrome book rack	Medium Polypropylene	IW415C	☐☐	☐☐☐	☐	CTN		16.0#	$ 227											$ 15
	Large Polypropylene	IW418C	☐☐	☐☐☐	☐	CTN		17.0#	238											15
	Large Polypropylene with Book Rack	IW418CBR	☐☐	☐☐☐	☐	CTN		20.0#	291											15
 IW4CU **Upholstered Seat 4-Leg Chair with Casters** • Optional chrome book rack	Large Upholstered Seat	IW418CU/S	☐☐	☐☐☐	☐	CTN	☐☐☐☐☐	18.0#	N/A	$ 311	$ 318	$ 329	$ 311	$ 329	$ 319	$ 375	$ 395	$ 420	$ 436	$ 15
	Large Upholstered Seat with Book Rack	IW418CBRU/S	☐☐	☐☐☐	☐	CTN	☐☐☐☐☐	21.0#	N/A	371	376	391	371	391	378	438	455	485	503	15
 IW4CU **Upholstered Seat/Back 4-Leg Chair with Casters** • Optional chrome book rack	Large Upholstered Seat/Back	IW418CU/B	☐☐	☐☐☐	☐	CTN	☐☐☐☐☐	18.0#	N/A	$ 375	$ 395	$ 415	$ 375	$ 415	$ 431	$ 485	$ 521	$ 564	$ 595	$ 15
	Large Upholstered Seat/Back with Book Rack	IW418CBRU/B	☐☐	☐☐☐	☐	CTN	☐☐☐☐☐	21.0#	N/A	438	455	480	438	480	495	554	591	635	669	15
		Ⓐ	Ⓑ	Ⓒ	Ⓓ	Ⓔ	Ⓕ													

HOW TO ORDER

Indicate the following information on order form:
1. Quantity of each item.
2. Model number, including options. See "How To Build a Model Number".
3. Any special service required.

Note: • The ☐ indicates that a choice is required.
• The absence of the ☐ indicates that no choice is required.
• Alpha-numeric characters in place of ☐ indicate that no other alternatives are available.

HOW TO BUILD A MODEL NUMBER

Ⓐ Select basic model.

Ⓑ Select frame color.
Refer to the **Product Color Options** page in this price list.

See pricing column for Chrome upcharge.

Ⓒ select shell color.
Refer to the **Product Color Options** page in this price list.

Ⓓ Select base.

C	- Carpet casters
S	- Hard floor casters

Ⓔ Select packaging code.

CTN	- Cartoned

Ⓕ Select upholstery grade/color.
Refer to **ki.com/fabrics**

UPHOLSTERY INFORMATION

C.O.M. Upholstery

C.O.M. requirement is 5/8 yard per chair for seat only and 1 yard per chair for seat and back of 54" wide non-directional fabric. For complete information on ordering C.O.M. see "Ordering C.O.M., C.O.V. and C.O.L." section.

OPTIONS

California TB133 Fire Safety Code

The above seating products can be manufactured using the appropriate flame-retardant materials for compliance to California Technical Bulletin 133.
Add "FR" to end of model number.
Model=Polypropylene
Added Lead Time=none
Added List Price=$32
Model=Upholstered Seat Only
Added Lead Time=none
Added List Price=$98

Upholstered Seat/Back models NOT TB133 approved.

SPECIAL SERVICES

Special Carton Marking

With specially marked information N/C

Shipping

Ships **assembled, FOB Green Bay, WI 54302, freight prepaid.** Freight class 125.

Specifications and prices are subject to change without prior notice.

Intellect Wave® Classroom Furniture (Delivered)

Task Chair

Intellect Wave® Classroom Furniture (Delivered)
Task Chair

	MODEL	Features	MODEL NUMBER Basic Model	Shell Color	Base	Upholstery Color	Approx. Packaged Weight	Delivered Pricing	Delivered Pricing Fabric Grade 1 & C.O.M.	Delivered Pricing Fabric Grade 2	Delivered Pricing Fabric Grade 3	Delivered Pricing C.O.V.	Delivered Pricing Vinyl Group 2V	Delivered Pricing Pallas Fabric Group P0	Delivered Pricing Pallas Fabric Group P1	Delivered Pricing Pallas Fabric Group P2	Delivered Pricing Pallas Fabric Group P3	Delivered Pricing Pallas Fabric Group P4
 IWPD	**Task Chair** • Ships KD	Medium Polypropylene	IWPD15	□□□	□		14.0#	$ 288										
		Large Polypropylene	IWPD18	□□□	□		15.0#	310										
		Large Polypropylene with Arms	IWPD18A	□□□	□		21.0#	483										
 IWPDU	**Upholstered Seat Task Chair** • Ships KD	Large Upholstered Seat	IWPD18US	□□□	□	□□□□□	16.0#	N/A	$ 388	$ 392	$ 411	$ 388	$ 411	$ 399	$ 455	$ 479	$ 505	$ 527
		Large Upholstered Seat with Arms	IWPD18AUS	□□□	□	□□□□□	22.0#	N/A	562	571	585	562	585	574	632	653	683	701
 IWPDU	**Upholstered Seat/Back Task Chair** • Ships KD	Large Upholstered Seat/Back	IWPD18UB	□□□	□	□□□□□	16.0#	N/A	$ 455	$ 479	$ 499	$ 455	$ 499	$ 523	$ 581	$ 617	$ 660	$ 698
		Large Upholstered Seat/Back with Arms	IWPD18AUB	□□□	□	□□□□□	22.0#	N/A	632	653	676	632	676	698	756	793	837	875
 IWPD IWPDU	**Task Chair with Tilt** • Ships KD	Large Polypropylene	IWPD18T	□□□	□		20.0#	$ 418										
		Large Upholstered Seat	IWPD18TUS	□□□	□	□□□□□	21.0#	N/A	495	503	518	495	518	505	563	589	612	635
		Large Upholstered Seat/Back	IWPD18TUB	□□□	□	□□□□□	21.0#	N/A	563	589	608	563	608	629	687	725	768	808
			Ⓐ	Ⓑ	Ⓒ	Ⓓ												

HOW TO ORDER

Indicate the following information on order form:
1. Quantity of each item.
2. Model number, including options. See "How To Build a Model Number".
3. Any special service required.

Note: • The □ indicates that a choice is required.
- The absence of the □ indicates that no choice is required.
- Alpha-numeric characters in place of □ indicate that no other alternatives are available.

HOW TO BUILD A MODEL NUMBER

Ⓐ Select basic model.

Ⓑ select shell color.
Refer to the **Product Color Options** page in this price list.

Ⓒ Select base.

G	- Glides
C	- Carpet casters
S	- Hard floor casters

Ⓓ Select upholstery grade/color.
Refer to **ki.com/fabrics**

UPHOLSTERY INFORMATION

C.O.M. Upholstery

C.O.M. requirement is 5/8 yard per chair for seat only and 1 yard per chair for seat and back of 54" wide non-directional fabric. For complete information on ordering C.O.M. see "Ordering C.O.M., C.O.V. and C.O.L." section.

OPTIONS

California TB133 Fire Safety Code

The above seating products can be manufactured using the appropriate flame-retardant materials for compliance to California Technical Bulletin 133.
Add "FR" to end of model number.
Model=Polypropylene
Added Lead Time=none
Added List Price=$32
Model=Upholstered Seat Only
Added Lead Time=none
Added List Price=$98

Upholstered Seat/Back models NOT TB133 approved.

SPECIAL SERVICES

Special Carton Marking

With specially marked information N/C

Shipping

Ships **assembled, FOB Green Bay, WI 54302, freight prepaid.** Freight class 125.

Specifications and prices are subject to change without prior notice.

Intellect Wave® Classroom Furniture (Delivered)

Task Stool

Intellect Wave® Classroom Furniture (Delivered)
Task Stool

	MODEL	Features	MODEL NUMBER Basic Model	Shell Color	Base	Upholstery Color	Approx. Packaged Weight	Delivered Pricing	Delivered Pricing Fabric Grade 1 & C.O.M.	Delivered Pricing Fabric Grade 2	Delivered Pricing Fabric Grade 3	Delivered Pricing C.O.V.	Delivered Pricing Vinyl Group 2V	Delivered Pricing Pallas Fabric Group P0	Delivered Pricing Pallas Fabric Group P1	Delivered Pricing Pallas Fabric Group P2	Delivered Pricing Pallas Fabric Group P3	Delivered Pricing Pallas Fabric Group P4
	Task Stool • Ships KD	Large Polypropylene	IWS	□□□	□		26.5#	$ 365										
IWS		Large Polypropylene with Arms	IWSA	□□□	□		32.5#	540										
	Upholstered Seat Task Stool • Ships KD	Large Upholstered Seat	IWSU/S	□□□	□	□□□□□	27.5#	N/A	$ 444	$ 449	$ 464	$ 444	$ 464	$ 453	$ 514	$ 533	$ 558	$ 582
IWSU		Large Upholstered Seat with Arms	IWSAU/S	□□□	□	□□□□□	33.5#	N/A	619	625	640	619	640	629	687	707	733	759
	Upholstered Seat/Back Task Stool • Ships KD	Large Upholstered Seat/Back	IWSU/B	□□□	□	□□□□□	27.5#	N/A	$ 514	$ 533	$ 555	$ 514	$ 555	$ 575	$ 635	$ 673	$ 718	$ 755
		Large Upholstered Seat/Back with Arms	IWSAU/B	□□□	□	□□□□□	33.5#	N/A	687	707	730	687	730	753	810	846	893	927
			Ⓐ	Ⓑ	Ⓒ	Ⓓ												



IWSU

HOW TO ORDER

Indicate the following information on order form:
1. Quantity of each item.
2. Model number, including options. See "How To Build a Model Number".
3. Any special service required.

Note: • The □ indicates that a choice is required.
- The absence of the □ indicates that no choice is required.
- Alpha-numeric characters in place of □ indicate that no other alternatives are available.

HOW TO BUILD A MODEL NUMBER

Ⓐ Select basic model.

Ⓑ select shell color.
Refer to the **Product Color Options** page in this price list.

Ⓒ Select base.

G	- Glides
C	- Carpet casters
S	- Hard floor casters

Ⓓ Select upholstery grade/color.
Refer to **ki.com/fabrics**

UPHOLSTERY INFORMATION

C.O.M. Upholstery

C.O.M. requirement is 5/8 yard per chair for seat only and 1 yard per chair for seat and back of 54" wide non-directional fabric. For complete information on ordering C.O.M. see "Ordering C.O.M., C.O.V. and C.O.L." section.

OPTIONS

California TB133 Fire Safety Code

The above seating products can be manufactured using the appropriate flame-retardant materials for compliance to California Technical Bulletin 133.
Add "FR" to end of model number.
Model=Polypropylene
Added Lead Time=none
Added List Price=$32
Model=Upholstered Seat Only
Added Lead Time=none
Added List Price=$98

Upholstered Seat/Back models NOT TB133 approved.

SPECIAL SERVICES

Special Carton Marking

With specially marked information	N/C

Shipping

Ships **assembled, FOB Green Bay, WI 54302, freight prepaid.** Freight class 125.

Specifications and prices are subject to change without prior notice.

Intellect Wave® Classroom Furniture (Delivered)

Cafe Stool

Intellect Wave® Classroom Furniture (Delivered)
Cafe Stool

	MODEL	Features	MODEL NUMBER: Basic Model	Frame Color	Shell Color	Glide Option	Upholstery Color	Approx. Packaged Weight	Delivered Pricing	Delivered Pricing Fabric Grade 1 & C.O.M.	Delivered Pricing Fabric Grade 2	Delivered Pricing Fabric Grade 3	Delivered Pricing C.O.V.	Delivered Pricing Vinyl Group 2V	Delivered Pricing Pallas Fabric Group P0	Delivered Pricing Pallas Fabric Group P1	Delivered Pricing Pallas Fabric Group P2	Delivered Pricing Pallas Fabric Group P3	Delivered Pricing Pallas Fabric Group P4	Chrome Upcharge add to list price
	**24" Cafe Stool** • Stacking • Seat Height 24-1/2"	Large Polypropylene	IWCS24	□□	□□□	□□		20.0#	$ 412											$ 33
		Large Upholstered Seat	IWCS24U/S	□□	□□□	□□	□□□□□	21.0#	N/A	493	502	516	493	516	505	566	587	616	636	33
		Large Upholstered Seat/Back	IWCS24U/B	□□	□□□	□□	□□□□□	21.0#	N/A	566	587	607	566	607	628	691	728	775	812	33
IWCS IWCSU																				
	**30" Cafe Stool** • Stacking • Seat Height 30-1/2"	Large Polypropylene	IWCS30	□□	□□□	□□		22.0#	$ 430											$ 33
		Large Upholstered Seat	IWCS30U/S	□□	□□□	□□	□□□□□	23.0#	N/A	493	502	515	493	515	464	564	585	611	630	33
		Large Upholstered Seat/Back	IWCS30U/B	□□	□□□	□□	□□□□□	23.0#	N/A	564	585	602	564	602	575	683	718	764	800	33
IWCS IWCSU																				
			Ⓐ	Ⓑ	Ⓒ	Ⓓ	Ⓔ													

HOW TO ORDER

Indicate the following information on order form:
1. Quantity of each item.
2. Model number, including options. See "How To Build a Model Number".
3. Any special service required.

Note: • The □ indicates that a choice is required.
- The absence of the □ indicates that no choice is required.
- Alpha-numeric characters in place of □ indicate that no other alternatives are available.

HOW TO BUILD A MODEL NUMBER

Ⓐ Select basic model.

Ⓑ Select frame color.
Refer to the **Product Color Options** page in this price list.

See pricing column for Chrome upcharge.

Ⓒ select shell color.
Refer to the **Product Color Options** page in this price list.

Ⓓ Select glide option.

NG	- Nylon glides
SG	- Steel glides
SF	- Felt Solo Glide; add $3

Ⓔ Select upholstery grade/color.
Refer to **ki.com/fabrics**

UPHOLSTERY INFORMATION

C.O.M. Upholstery

C.O.M. requirement is 5/8 yard per chair for seat only and 1 yard per chair for seat and back of 54" wide non-directional fabric. For complete information on ordering C.O.M. see "Ordering C.O.M., C.O.V. and C.O.L." section.

OPTIONS

California TB133 Fire Safety Code

The above seating products can be manufactured using the appropriate flame-retardant materials for compliance to California Technical Bulletin 133.
Add "FR" to end of model number.
Model=Polypropylene
Added Lead Time=none
Added List Price=$32
Model=Upholstered Seat Only
Added Lead Time=none
Added List Price=$98

Upholstered Seat/Back models NOT TB133 approved.

SPECIAL SERVICES

Special Carton Marking

With specially marked information	N/C

Shipping

Ships **assembled, FOB Green Bay, WI 54302, freight prepaid.** Freight class 300.

Specifications and prices are subject to change without prior notice.

Intellect Wave® Classroom Furniture (Delivered)

Dolly

Intellect Wave® Classroom Furniture (Delivered)
Dolly

	MODEL	MODEL NUMBER Basic Model	Approx. Packaged Weight	Delivered Pricing
 HRDPT	**Dolly** • For 18" cantilever and 18" 4-leg chairs only • Black powder coat finish	IWD.BL	30.0#	$ 524
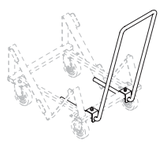 HRDPT	**Universal Dolly Handle** • Field installable • Provides convenient handle for relocating dolly when empty or loaded • Overall dolly height with handle is 37"	UDH.BL	8.0#	$ 199
		Ⓐ		

HOW TO ORDER

Indicate the following information on order form:
1. Quantity of each item.
2. Model number, including options. See "How To Build a Model Number".
3. Any special service required.

Note: • The ☐ indicates that a choice is required.
- The absence of the ☐ indicates that no choice is required.
- Alpha-numeric characters in place of ☐ indicate that no other alternatives are available.

HOW TO BUILD A MODEL NUMBER

Ⓐ Select basic model.

SPECIAL SERVICES

Special Carton Marking

With specially marked information N/C

Shipping

Ships **assembled, FOB Green Bay, WI 54302, freight prepaid.** Freight class 150.

Specifications and prices are subject to change without prior notice.

Intellect Wave® Classroom Furniture (Delivered)

Cantilever Desk

Intellect Wave® Classroom Furniture (Delivered)
Cantilever Desk

	MODEL	MODEL NUMBER Basic Model	Book Storage Option	Book Box Color	Frame Color	Edge Color	Surface Finish/ Hard Plastic Color	Glide Option	Top Shape	Package Code	Approx. Packaged Weight	Delivered Pricing	Chrome Upcharge add to list price
 IWDC	**29" Height Hard Plastic Top Cantilever Desk** • Optional book basket • Optional book box • Optional book bag hook	IWDCH/29	□□□□	□□□	□□		□□	□□	□□□	□□□	32.0#	$ 341	$ 19
IWDC	**29" Height Laminate Top Cantilever Desk** • Optional book basket • Optional book box • Optional book bag hook • Available only with curved front	IWDCL/29	□□□□	□□□	□□	□□□	□□	□□		□□□	32.0#	$ 341	$ 19
		Ⓐ	Ⓑ	Ⓒ	Ⓓ	Ⓔ	Ⓕ	Ⓖ	Ⓗ	Ⓘ			

HOW TO ORDER

Indicate the following information on order form:
1. Quantity of each item.
2. Model number, including options. See "How To Build a Model Number".
3. Any special service required.

Note: • The □ indicates that a choice is required.
- The absence of the □ indicates that no choice is required.
- Alpha-numeric characters in place of □ indicate that no other alternatives are available.

HOW TO BUILD A MODEL NUMBER

Ⓐ Select basic model.

Ⓑ Select book storage option.

BR	- Book basket; add $50
BB	- Book box; add $39
BH	- Book bag hook; add $14
BRBH	- Book basket & bag hook; add $65
BBBH	- Book box & bag hook; add $55
NB	- No book storage

Ⓒ Select book box color.
Refer to the **Product Color Options** page in this price list.
Only book box has color choice. If no color selected, book box will be Translucent.

Ⓓ Select frame color.
Refer to the **Product Color Options** page in this price list.

See pricing column for Chrome upcharge.

Ⓔ Select edge finish.
Refer to the **Product Color Options** page in this price list.

Ⓕ Select surface finish.
Refer to the **Product Color Options** page in this price list.

Ⓖ Select glide option.

NG	- Nylon glides
SG	- Steel glides
SF	- Felt Solo Glide; add $3

Ⓗ Select top front shape (user side).

CFT	- Curved front top
SFT	- Straight front top; add $24

Ⓘ Select packaging code.

CTN	- Cartoned; add $11
PLT	- Pallet

Cartoned: Add upcharge/each.

INFORMATION

Cartoning Information
Uncartoned shipments are standard for single order quantities of 24 or more units shipped via KI carrier. Specify PLT.

Cartoning Available
Specify CTN. Cartoning is required for single orders of less than 24 units or orders sent via air freight or UPS. Dealer requested carriers may also require cartoning.

SPECIAL SERVICES

Special Carton Marking

With specially marked information	N/C

Shipping
Ships **assembled, FOB Green Bay, WI 54302, freight prepaid.** Freight class 150.

Specifications and prices are subject to change without prior notice.

Intellect Wave® Classroom Furniture (Delivered)

Cantilever Desk

Intellect Wave® Classroom Furniture (Delivered)
Cantilever Desk

	MODEL	MODEL NUMBER											
		Basic Model	Book Storage Option	Book Box Color	Frame Color	Edge Color	Surface Finish/ Hard Plastic Color	Glide Option	Top Shape	Package Code	Approx. Packaged Weight	Delivered Pricing	Chrome Upcharge add to list price
 IWDC	**Adjustable Height Hard Plastic Top Cantilever Desk** • Optional book basket • Optional book box • Optional book bag hook	IWDCH/A	□□□□	□□□	□□		□□	□□	□□□	□□□	32.0#	$ 391	$ 19
 IWDC	**Adjustable Height Laminate Top Cantilever Desk** • Optional book basket • Optional book box • Optional book bag hook • Available only with curved front	IWDCL/A	□□□□	□□□	□□	□□□	□□	□□		□□□	32.0#	$ 391	$ 19
 IWDC	**ADA Adjustable Height Hard Plastic Top Cantilever Desk** • Optional book basket • Optional book box • Optional book bag hook • Available only with straight front	IWDCH/ADA	□□□□	□□□	□□		□□	□□		□□□	38.0#	$ 486	$ 19
 IWDC	**ADA Adjustable Height Laminate Top Cantilever Desk** • Optional book basket • Optional book box • Optional book bag hook • Available only with curved front	IWDCL/ADA	□□□□	□□□	□□	□□□	□□	□□		□□□	38.0#	$ 486	$ 19
		Ⓐ	Ⓑ	Ⓒ	Ⓓ	Ⓔ	Ⓕ	Ⓖ	Ⓗ	Ⓘ			

HOW TO ORDER

Indicate the following information on order form:
1. Quantity of each item.
2. Model number, including options. See "How To Build a Model Number".
3. Any special service required.

Note: • The □ indicates that a choice is required.
- The absence of the □ indicates that no choice is required.
- Alpha-numeric characters in place of □ indicate that no other alternatives are available.

HOW TO BUILD A MODEL NUMBER

Ⓐ Select basic model.

Ⓑ Select book storage option.

BR	- Book basket; add $50
BB	- Book box; add $39
BH	- Book bag hook; add $14
BRBH	- Book basket & bag hook; add $65
BBBH	- Book box & bag hook; add $55
NB	- No book storage

Ⓒ Select book box color.
Refer to the **Product Color Options** page in this price list.
Only book box has color choice. If no color selected, book box will be Translucent.

Ⓓ Select frame color.
Refer to the **Product Color Options** page in this price list.
See pricing column for Chrome upcharge.

Ⓔ Select edge finish.
Refer to the **Product Color Options** page in this price list.

Ⓕ Select surface finish.
Refer to the **Product Color Options** page in this price list.
Standard colors: No upcharge
Premium colors: Add $9 list; 3 week lead time.

Ⓖ Select glide option.

NG	- Nylon glides
SG	- Steel glides
SF	- Felt Solo Glide; add $3

Ⓗ Select top front shape.

CFT	- Curved front top
SFT	- Straight front top; add $24

Ⓘ Select packaging code.

CTN	- Cartoned; add $11
PLT	- Pallet

Cartoned: Add upcharge/each.

INFORMATION

Cartoning Information
Uncartoned shipments are standard for single order quantities of 24 or more units shipped via KI carrier. Specify PLT.

Cartoning Available
Specify CTN. Cartoning is required for single orders of less than 24 units or orders sent via air freight or UPS. Dealer requested carriers may also require cartoning.

INFORMATION

ADA Cartoning Information
Uncartoned shipments are standard for single order quantities of 10 or more ADA units shipped via KI carrier. Specify PLT.

ADA Cartoning Available
Specify CTN. Cartoning is required for single orders of less than 10 ADA units or orders sent via air freight or UPS. Dealer requested carriers may also require cartoning.

SPECIAL SERVICES

Special Carton Marking

With specially marked information	N/C

Shipping
Ships **assembled, FOB Green Bay, WI 54302, freight prepaid.** Freight class 150.

Specifications and prices are subject to change without prior notice.

Intellect Wave® Classroom Furniture (Delivered)

Sit/Stand Cantilever Desk

Intellect Wave® Classroom Furniture (Delivered)
Sit/Stand Cantilever Desk

	MODEL	MODEL NUMBER: Basic Model	Book Storage Option	Book Box Color	Frame Color	Edge Color	Surface Finish/ Hard Plastic Color	Glide Option	Top Shape	Approx. Packaged Weight	Delivered Pricing	Chrome Upcharge add to list price
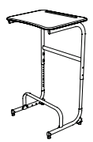 IWDS	**Sit/Stand Height Hard Plastic Top Cantilever Desk** • Optional book basket • Optional book box • Optional book bag hook • Height range 29"-41" • Foot bar included as standard	IWDSH	□□□□	□□□	□□		□□□	□□	□□□	38.0#	$ 576	$ 19
 IWDS	**Sit/Stand Height Laminate Top Cantilever Desk** • Optional book basket • Optional book box • Optional book bag hook • Available only with curved front • Height range 29"-41" • Foot bar included as standard	IWDSL	□□□□	□□□	□□	□□□	□□□	□□		38.0#	$ 576	$ 19
		Ⓐ	Ⓑ	Ⓒ	Ⓓ	Ⓔ	Ⓕ	Ⓖ	Ⓗ			

HOW TO ORDER

Indicate the following information on order form:
1. Quantity of each item.
2. Model number, including options. See "How To Build a Model Number".
3. Any special service required.

Note: • The □ indicates that a choice is required.
- The absence of the □ indicates that no choice is required.
- Alpha-numeric characters in place of □ indicate that no other alternatives are available.

HOW TO BUILD A MODEL NUMBER

Ⓐ Select basic model.

Ⓑ Select book storage option.

BR	- Book basket; add $50
BB	- Book box; add $39
BH	- Book bag hook; add $14
BRBH	- Book basket & bag hook; add $65
BBBH	- Book box & bag hook; add $55
NB	- No book storage

Ⓒ Select book box color.
Refer to the **Product Color Options** page in this price list.
Only book box has color choice. If no color selected, book box will be Translucent.

Ⓓ Select frame color.
Refer to the **Product Color Options** page in this price list.

See pricing column for Chrome upcharge.

Ⓔ Select edge finish.
Refer to the **Product Color Options** page in this price list.

Ⓕ Select surface finish.
Refer to the **Product Color Options** page in this price list.

Ⓖ Select glide option.

NG	- Nylon glides
SG	- Steel glides
SF	- Felt Solo Glide; add $3

Ⓗ Select top front shape (user side).

CFT	- Curved front top
SFT	- Straight front top; add $24

SPECIAL SERVICES

Special Carton Marking

With specially marked information N/C

Shipping

Ships **assembled, FOB Green Bay, WI 54302, freight prepaid.** Freight class 150.

Specifications and prices are subject to change without prior notice.

Intellect Wave® Classroom Furniture (Delivered)

4-Leg Desk

Intellect Wave® Classroom Furniture (Delivered)
4-Leg Desk

	MODEL	MODEL NUMBER: Basic Model	Book Storage Option	Frame Color	Edge Color	Surface Finish/ Hard Plastic Color	Glide Option	Top Shape	Package Code	Approx. Packaged Weight	Delivered Pricing	Chrome Upcharge add to list price
 IWD4F	**29" Height Hard Plastic Top 4-Leg Desk** • Optional book basket • Optional book box • Optional book bag hook	IWD4FH/29	□□□□	□□		□□	□□	□□□	□□□	26.0#	$ 297	$ 19
IWD4F	**29" Height Laminate Top 4-Leg Desk** • Optional book basket • Optional book box • Optional book bag hook • Available only with curved front	IWD4FL/29	□□□□	□□	□□□	□□	□□		□□□	26.0#	$ 297	$ 19
		Ⓐ	Ⓑ	Ⓒ	Ⓓ	Ⓔ	Ⓕ	Ⓖ	Ⓗ			

HOW TO ORDER

Indicate the following information on order form:
1. Quantity of each item.
2. Model number, including options. See "How To Build a Model Number".
3. Any special service required.

Note: • The □ indicates that a choice is required.
- The absence of the □ indicates that no choice is required.
- Alpha-numeric characters in place of □ indicate that no other alternatives are available.

HOW TO BUILD A MODEL NUMBER

Ⓐ Select basic model.

Ⓑ Select book storage option.

NB	- No book storage
BH	- Book bag hook; add $14
BB	- Book box; add $39
BR	- Book basket; add $50
BBBH	- Book box & book bag hook; add $55
BRBH	- Book basket & bag hook; add $65

Ⓒ Select frame color.
Refer to the **Product Color Options** page in this price list.

See pricing column for Chrome upcharge.

Ⓓ Select edge finish.
Refer to the **Product Color Options** page in this price list.

Ⓔ Select surface finish.
Refer to the **Product Color Options** page in this price list.

Ⓕ Select glide option.

NG	- Nylon glides
SG	- Steel glides
SF	- Felt Solo Glide; add $3

Ⓖ Select top front shape (user side).

CFT	- Curved front top
SFT	- Straight front top; add $24

Ⓗ Select packaging code.

CTN	- Cartoned; add $6
PLT	- Pallet

Cartoned: Add upcharge/each.

INFORMATION

Cartoning Information
Uncartoned shipments are standard for single order quantities of 24 or more units shipped via KI carrier. Specify PLT.

Cartoning Available
Specify CTN. Cartoning is required for single orders of less than 24 units or orders sent via air freight or UPS. Dealer requested carriers may also require cartoning.

SPECIAL SERVICES

Special Carton Marking

With specially marked information	N/C

Shipping
Ships **assembled, FOB Manitowoc, WI 54220, freight prepaid.** Freight class 150.

Specifications and prices are subject to change without prior notice.

Intellect Wave® Classroom Furniture (Delivered)

4-Leg Desk

Intellect Wave® Classroom Furniture (Delivered)
4-Leg Desk

	MODEL	MODEL NUMBER: Basic Model	Book Storage Option	Frame Color	Edge Color	Surface Finish/ Hard Plastic Color	Glide Option	Top Shape	Package Code	Approx. Packaged Weight	Delivered Pricing	Chrome Upcharge add to list price
 IWD4F	**Adjustable Height Hard Plastic Top 4-Leg Desk** • Optional book basket • Optional book box • Optional book bag hook	IWD4FH/A	□□□□	□□		□□	□□	□□□	□□□	26.0#	$ 342	$ 19
 IWD4F	**Adjustable Height Laminate Top 4-Leg Desk** • Optional book basket • Optional book box • Optional book bag hook • Available only with curved front	IWD4FL/A	□□□□	□□	□□□	□□	□□		□□□	26.0#	$ 342	$ 19
 IWD4F	**ADA Adjustable Height Hard Plastic Top 4-Leg Desk** • Optional book basket • Optional book box • Optional book bag hook • Available only with straight front	IWD4FH/ADA	□□□□	□□		□□	□□		□□□	31.0#	$ 426	$ 19
 IWD4F	**ADA Adjustable Height Laminate Top 4-Leg Desk** • Optional book basket • Optional book box • Optional book bag hook • Available only with curved front	IWD4FL/ADA	□□□□	□□	□□□	□□	□□		□□□	31.0#	$ 426	$ 19
		Ⓐ	Ⓑ	Ⓒ	Ⓓ	Ⓔ	Ⓕ	Ⓖ	Ⓗ			

HOW TO ORDER

Indicate the following information on order form:
1. Quantity of each item.
2. Model number, including options. See "How To Build a Model Number".
3. Any special service required.

Note:
- The □ indicates that a choice is required.
- The absence of the □ indicates that no choice is required.
- Alpha-numeric characters in place of □ indicate that no other alternatives are available.

HOW TO BUILD A MODEL NUMBER

Ⓐ Select basic model.

Ⓑ Select book storage option.

NB	- No book storage
BH	- Book bag hook; add $14
BB	- Book box; add $39
BR	- Book basket; add $50
BBBH	- Book box & book bag hook; add $55
BRBH	- Book basket & bag hook; add $65

Ⓒ Select frame color.
Refer to the **Product Color Options** page in this price list.

See pricing column for Chrome upcharge.

Ⓓ Select edge finish.
Refer to the **Product Color Options** page in this price list.

Ⓔ Select surface finish.
Refer to the **Product Color Options** page in this price list.

Ⓕ Select glide option.

NG	- Nylon glides
SG	- Steel glides
SF	- Felt Solo Glide; add $3

Ⓖ Select top front shape (user side).

CFT	- Curved front top
SFT	- Straight front top; add $24

Ⓗ Select packaging code.

CTN	- Cartoned; add $6
PLT	- Pallet

Cartoned: Add upcharge/each.

INFORMATION

Cartoning Information
Uncartoned shipments are standard for single order quantities of 24 or more units shipped via KI carrier. Specify PLT.

Cartoning Available
Specify CTN. Cartoning is required for single orders of less than 24 units or orders sent via air freight or UPS. Dealer requested carriers may also require cartoning.

INFORMATION

ADA Cartoning Information
Uncartoned shipments are standard for single order quantities of 10 or more ADA units shipped via KI carrier. Specify BLW.

ADA Cartoning Available
Specify CTN. Cartoning is required for single orders of less than 10 ADA units or orders sent via air freight or UPS. Dealer requested carriers may also require cartoning.

SPECIAL SERVICES

Special Carton Marking

With specially marked information	N/C

Shipping
Ships **assembled, FOB Manitowoc, WI 54220, freight prepaid.** Freight class 150.

Specifications and prices are subject to change without prior notice.

Intellect Wave® Classroom Furniture (Delivered)

Trapezoid Desk

KI

Intellect Wave® Classroom Furniture (Delivered)

Trapezoid Desk

	MODEL	MODEL NUMBER: Basic Model	Book Storage Option	Frame Color	Edge Color	Surface Finish/ Hard Plastic Color	Glide Option	Package Code	Approx. Packaged Weight	Delivered Pricing	Chrome Upcharge add to list price
 IWDTF	**29" Height Hard Plastic Top Trapezoid Desk** • Optional book basket • Optional book box • Optional book bag hook	IWDTFH/29	□□□□	□□		□□	□□	□□□	26.0#	$ 325	$ 19
IWDTF	**29" Height Laminate Top Trapezoid Desk** • Optional book basket • Optional book box • Optional book bag hook	IWDTFL/29	□□□□	□□	□□□	□□	□□	□□□	26.0#	$ 325	$ 19
IWDTF	**Adjustable Height Hard Plastic Top Trapezoid Desk** • Optional book basket • Optional book box • Optional book bag hook	IWDTFH/A	□□□□	□□		□□	□□	□□□	26.0#	$ 372	$ 19
IWDTF	**Adjustable Height Laminate Top Trapezoid Desk** • Optional book basket • Optional book box • Optional book bag hook	IWDTFL/A	□□□□	□□	□□□	□□	□□	□□□	26.0#	$ 372	$ 19
		Ⓐ	Ⓑ	Ⓒ	Ⓓ	Ⓔ	Ⓕ	Ⓖ			

HOW TO ORDER

Indicate the following information on order form:
1. Quantity of each item.
2. Model number, including options. See "How To Build a Model Number".
3. Any special service required.

Note: • The □ indicates that a choice is required.
- The absence of the □ indicates that no choice is required.
- Alpha-numeric characters in place of □ indicate that no other alternatives are available.

HOW TO BUILD A MODEL NUMBER

Ⓐ Select basic model.

Ⓑ Select book storage option.

NB	- No book storage
BH	- Book bag hook; add $14
BB	- Book box; add $39
BR	- Book basket; add $50
BBBH	- Book box & book bag hook; add $55
BRBH	- Book basket & bag hook; add $65

Ⓒ Select frame color.
Refer to the **Product Color Options** page in this price list.

See pricing column for Chrome upcharge.

Ⓓ Select edge finish.
Refer to the **Product Color Options** page in this price list.

Ⓔ Select surface finish.
Refer to the **Product Color Options** page in this price list.

Ⓕ Select glide option.

NG	- Nylon glides
SG	- Steel glides
SF	- Felt Solo Glide; add $3

Ⓖ Select packaging code.

CTN	- Cartoned; add $6
PLT	- Pallet

Cartoned: Add upcharge/each.

INFORMATION

Cartoning Information
Uncartoned shipments are standard for single order quantities of 24 or more units shipped via KI carrier. Specify PLT.

Cartoning Available
Specify CTN. Cartoning is required for single orders of less than 24 units or orders sent via air freight or UPS. Dealer requested carriers may also require cartoning.

SPECIAL SERVICES

Special Carton Marking

With specially marked information	N/C

Shipping
Ships **assembled, FOB Manitowoc, WI 54220, freight prepaid.** Freight class 150.

Specifications and prices are subject to change without prior notice.

Intellect Wave® Classroom Furniture (Delivered)

Tripod Desk

Intellect Wave® Classroom Furniture (Delivered)
Tripod Desk

	MODEL	Features	MODEL NUMBER: Basic Model	Book Storage Option	Frame Color	Edge Color	Surface Finish/ Hard Plastic Color	Glide Option	Package Code	Approx. Packaged Weight	Delivered Pricing	Chrome Upcharge add to list price
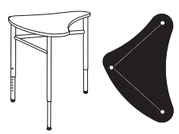 IWD3	**Laminate Adjustable Height Tripod Desk** • Ships fully assembled	Contour Top	IWD3LC/A	□□□□	□□	□□□	□□	□□	CTN	25.0#	$ 356	$ 19
 IWD3	**Laminate Adjustable Height Tripod Desk** • Ships fully assembled	Linear Top	IWD3LL/A	□□□□	□□	□□□	□□	□□	□□□	25.0#	$ 356	$ 19
 IWD3	**Hard Plastic Adjustable Height Tripod Desk** • Ships fully assembled	Linear Top	IWD3HL/A	□□□□	□□		□□	□□	□□□	25.0#	$ 356	$ 19
			Ⓐ	Ⓑ	Ⓒ	Ⓓ	Ⓔ	Ⓕ	Ⓖ			

HOW TO ORDER

Indicate the following information on order form:
1. Quantity of each item.
2. Model number, including options. See “How To Build a Model Number”.
3. Any special service required.

Note: • The □ indicates that a choice is required.
- The absence of the □ indicates that no choice is required.
- Alpha-numeric characters in place of □ indicate that no other alternatives are available.

HOW TO BUILD A MODEL NUMBER

Ⓐ Select basic model.

Ⓑ Select book storage option.

NB	- No book storage
BH	- Book bag hook; add $14
BB	- Book box; add $39
BR	- Book basket; add $50
BBBH	- Book box & book bag hook; add $55
BRBH	- Book basket & bag hook; add $65

Ⓒ Select frame color.
Refer to the **Product Color Options** page in this price list.

See pricing column for Chrome upcharge.

Ⓓ Select edge finish.
Refer to the **Product Color Options** page in this price list.

Ⓔ Select surface finish.
Refer to the **Product Color Options** page in this price list.

Ⓕ Select glide option.

NG	- Nylon glides
SG	- Steel glides
SF	- Felt Solo Glide; add $3

Ⓖ Select packaging code.

CTN	- Cartoned; add $6
PLT	- Pallet

Cartoned upcharges: Add upcharge/each. (Do not add upcharge if CTN is only option.)

INFORMATION

Cartoning Information
Uncartoned shipments are standard for single order quantities of 24 or more units shipped via KI carrier. Specify PLT.

Cartoning Available
Specify CTN. Cartoning is required for single orders of less than 24 units or orders sent via air freight or UPS. Dealer requested carriers may also require cartoning.

SPECIAL SERVICES

Special Carton Marking

With specially marked information N/C

Shipping
Ships **assembled, FOB Manitowoc, WI 54220, freight prepaid.** Freight class 125.

Specifications and prices are subject to change without prior notice.

Intellect Wave® Classroom Furniture (Delivered)

Double Entry Desk

Intellect Wave® Classroom Furniture (Delivered)
Double Entry Desk



IWDE
IWDEU

Hard Plastic Top Double Entry Desk

- Optional chrome book rack
- Optional book bag hook
- 29" worksurface height

IWDE
IWDEU

Laminate Top Double Entry Desk

- Optional chrome book rack
- Optional book bag hook
- 29" worksurface height

Features	MODEL NUMBER: Basic Model	Book Storage Option	Frame Color	Shell Color	Edge Color	Surface Finish/ Hard Plastic Color	Glide Option	Package Code	Upholstery Color	Approx. Packaged Weight	Delivered Pricing	Delivered Pricing Fabric Grade 1 & C.O.M.	Delivered Pricing Fabric Grade 2	Delivered Pricing Fabric Grade 3	Delivered Pricing C.O.V.	Delivered Pricing Vinyl Group 2V	Delivered Pricing Pallas Fabric Group P0	Delivered Pricing Pallas Fabric Group P1	Delivered Pricing Pallas Fabric Group P2	Delivered Pricing Pallas Fabric Group P3	Delivered Pricing Pallas Fabric Group P4
Polypropylene	IWDEH	□□	□□	□□□		□□	□□	CTN		40.0#	$ 462										
Polypropylene with Book Rack	IWDEHBR	□□	□□	□□□		□□	□□	CTN		42.0#	493										
Upholstered Seat	IWDEHU/S	□□	□□	□□□		□□	□□	CTN	□□□□	41.0#	N/A	541	550	564	541	564	551	616	636	659	687
Upholstered Seat with Book Rack	IWDEHBRU/S	□□	□□	□□□		□□	□□	CTN	□□□□	43.0#	N/A	575	585	599	575	599	586	648	669	699	717
Upholstered Seat/Back	IWDEHU/B	□□	□□	□□□		□□	□□	CTN	□□□□	41.0#	N/A	616	636	655	616	655	675	738	776	822	858
Upholstered Seat/Back with Book Rack	IWDEHBRU/B	□□	□□	□□□		□□	□□	CTN	□□□□	43.0#	N/A	648	669	693	648	693	710	774	812	857	897
Polypropylene	IWDEL	□□	□□	□□□	□□□	□□	□□	CTN		40.0#	$ 462										
Polypropylene with Book Rack	IWDELBR	□□	□□	□□□	□□□	□□	□□	CTN		42.0#	493										
Upholstered Seat	IWDELU/S	□□	□□	□□□	□□□	□□	□□	CTN	□□□□	41.0#	N/A	541	550	564	541	564	551	616	636	659	687
Upholstered Seat with Book Rack	IWDELBRU/S	□□	□□	□□□	□□□	□□	□□	CTN	□□□□	43.0#	N/A	575	585	599	575	599	586	648	669	699	717
Upholstered Seat/Back	IWDELU/B	□□	□□		□□□	□□	□□	CTN	□□□□	41.0#	N/A	616	636	655	616	655	675	738	776	822	858
Upholstered Seat/Back with Book Rack	IWDELBRU/B	□□	□□	□□□	□□□	□□	□□	CTN	□□□□	43.0#	N/A	648	669	693	648	693	710	774	812	857	897
	Ⓐ	Ⓑ	Ⓒ	Ⓓ	Ⓔ	Ⓕ	Ⓖ	Ⓗ	Ⓘ												

HOW TO ORDER

Indicate the following information on order form:
1. Quantity of each item.
2. Model number, including options. See "How To Build a Model Number".
3. Any special service required.

Note: • The □ indicates that a choice is required.
• The absence of the □ indicates that no choice is required.
• Alpha-numeric characters in place of □ indicate that no other alternatives are available.

HOW TO BUILD A MODEL NUMBER

Ⓐ Select basic model.

Ⓑ Select book storage option.

NB	- No book bag hook
BH	- Book bag hook; add $14

Ⓒ Select frame color.
Refer to the **Product Color Options** page in this price list.

Ⓓ Select shell color.
Refer to the **Product Color Options** page in this price list.

Ⓔ Select edge finish.
Refer to the **Product Color Options** page in this price list.

Ⓕ Select surface finish.
Refer to the **Product Color Options** page in this price list.

Ⓖ Select glide option.

NG	- Nylon glides
SG	- Steel glides
SF	- Felt Solo Glide; add $3

Ⓗ Select packaging code.

CTN	- Cartoned; add $51

Ⓘ Select upholstery grade/color.
Refer to **ki.com/fabrics**

UPHOLSTERY INFORMATION

C.O.M. Upholstery

C.O.M. requirement is 5/8 yard per chair for seat only and 1 yard per chair for seat and back of 54" wide non-directional fabric. For complete information on ordering C.O.M. see "Ordering C.O.M., C.O.V. and C.O.L." section.

OPTIONS

California TB133 Fire Safety Code

The above seating products can be manufactured using the appropriate flame-retardant materials for compliance to California Technical Bulletin 133.
Add "FR" to end of model number.
Model=Polypropylene
Added Lead Time=none
Added List Price=$32
Model=Upholstered Seat Only
Added Lead Time=none
Added List Price=$98

Upholstered Seat/Back models NOT TB133 approved.

SPECIAL SERVICES

Special Carton Marking

With specially marked information	N/C

Shipping

Ships **assembled, FOB Green Bay, WI 54302, freight prepaid.** Freight class 300.

Specifications and prices are subject to change without prior notice.

Intellect Wave® Classroom Furniture (Delivered)

XL Double Entry Desk

Intellect Wave® Classroom Furniture (Delivered)
XL Double Entry Desk



IWXD
IWXDU

Hard Plastic Top XL Double Entry Desk

- Optional chrome book rack
- Optional book bag hook
- 30” worksurface height

IWXD
IWXDU

Laminate Top XL Double Entry Desk

- Optional chrome book rack
- Optional book bag hook
- 30” worksurface height

Features	MODEL NUMBER Basic Model	Book Storage Option	Frame Color	Shell Color	Edge Color	Surface Finish/ Hard Plastic Color	Glide Option	Package Code	Upholstery Color	Approx. Packaged Weight	Delivered Pricing	Delivered Pricing Fabric Grade 1 & C.O.M.	Delivered Pricing Fabric Grade 2	Delivered Pricing Fabric Grade 3	Delivered Pricing C.O.V.	Delivered Pricing Vinyl Group 2V	Delivered Pricing Pallas Fabric Group P0	Delivered Pricing Pallas Fabric Group P1	Delivered Pricing Pallas Fabric Group P2	Delivered Pricing Pallas Fabric Group P3	Delivered Pricing Pallas Fabric Group P4
Polypropylene	IWXDH	□□	□□	□□□		□□	□□	CTN		42.0#	$ 530										
Polypropylene with Book Rack	IWXDHBR	□□	□□	□□□		□□	□□	CTN		44.0#	564										
Upholstered Seat	IWXDHU/S	□□	□□	□□□		□□	□□	CTN	□□□□	43.0#	N/A	612	619	633	612	633	621	683	704	733	753
Upholstered Seat with Book Rack	IWXDHBRU/S	□□	□□	□□□		□□	□□	CTN	□□□□	45.0#	N/A	645	653	668	645	668	654	715	738	764	788
Upholstered Seat/Back	IWXDHU/B	□□	□□	□□□		□□	□□	CTN	□□□□	43.0#	N/A	683	704	727	683	727	746	810	844	891	928
Upholstered Seat/Back with Book Rack	IWXDHBRU/B	□□	□□	□□□		□□	□□	CTN	□□□□	45.0#	N/A	715	738	760	715	760	780	842	880	927	964
Polypropylene	IWXDL	□□	□□	□□□	□□□	□□	□□	CTN		42.0#	$ 530										
Polypropylene with Book Rack	IWXDLBR	□□	□□	□□□	□□□	□□	□□	CTN		44.0#	564										
Upholstered Seat	IWXDLU/S	□□	□□	□□□	□□□	□□	□□	CTN	□□□□	43.0#	N/A	612	619	633	612	633	621	683	704	733	753
Upholstered Seat with Book Rack	IWXDLBRU/S	□□	□□	□□□	□□□	□□	□□	CTN	□□□□	45.0#	N/A	645	653	668	645	668	654	715	738	764	788
Upholstered Seat/Back	IWXDLU/B	□□	□□	□□□	□□□	□□	□□	CTN	□□□□	43.0#	N/A	683	704	727	683	727	746	810	844	891	928
Upholstered Seat/Back with Book Rack	IWXDLBRU/B	□□	□□	□□□	□□□	□□	□□	CTN	□□□□	45.0#	N/A	715	738	760	715	760	780	842	880	927	964
	Ⓐ	Ⓑ	Ⓒ	Ⓓ	Ⓔ	Ⓕ	Ⓖ	Ⓗ	Ⓘ												

HOW TO ORDER

Indicate the following information on order form:
1. Quantity of each item.
2. Model number, including options. See “How To Build a Model Number”.
3. Any special service required.

Note: • The □ indicates that a choice is required.
• The absence of the □ indicates that no choice is required.
• Alpha-numeric characters in place of □ indicate that no other alternatives are available.

HOW TO BUILD A MODEL NUMBER

Ⓐ Select basic model.

Ⓑ Select book storage option.

NB	- No book bag hook
BH	- Book bag hook; add $14

Ⓒ Select frame color.
Refer to the **Product Color Options** page in this price list.

Ⓓ Select shell color.
Refer to the **Product Color Options** page in this price list.

Ⓔ Select edge finish.
Refer to the **Product Color Options** page in this price list.

Ⓕ Select surface finish.
Refer to the **Product Color Options** page in this price list.

Ⓖ Select glide option.

NG	- Nylon glides
SG	- Steel glides
SF	- Felt Solo Glide; add $3

Ⓗ Select packaging code.

CTN	- Cartoned; add $51

Ⓘ Select upholstery grade/color.
Refer to **ki.com/fabrics**

UPHOLSTERY INFORMATION

C.O.M. Upholstery

C.O.M. requirement is 5/8 yard per chair for seat only and 1 yard per chair for seat and back of 54” wide non-directional fabric. For complete information on ordering C.O.M. see “Ordering C.O.M., C.O.V. and C.O.L.” section.

OPTIONS

California TB133 Fire Safety Code

The above seating products can be manufactured using the appropriate flame-retardant materials for compliance to California Technical Bulletin 133.
Add “FR” to end of model number.
Model=Polypropylene
Added Lead Time=none
Added List Price=$32
Model=Upholstered Seat Only
Added Lead Time=none
Added List Price=$98

Upholstered Seat/Back models NOT TB133 approved.

SPECIAL SERVICES

Special Carton Marking

With specially marked information	N/C

Shipping

Ships **assembled, FOB Green Bay, WI 54302, freight prepaid.** Freight class 300.

Specifications and prices are subject to change without prior notice.

1330 Bellevue Street
P.O. Box 8100
Green Bay, WI 54308-8100
800.424.2432
ki.com

KI and Furnishing Knowledge are registered
trademarks of Krueger International, Inc.

© 2020 Krueger International, Inc.
All Rights Reserved.
Code KI-PLW-000405/KI/PDF

Furnishing Knowledge®

JESSA™ LOUNGE FURNITURE

PRICE LIST

January 3, 2011

Updated October 3, 2022

800.424.2432

Contents

Refer to KI Terms & Conditions document or visit ki.com.

Contents

Refer to KI Terms & Conditions document or visit ki.com.

Ordering C.O.M., C.O.L., and C.O.V.

High Point 3
Shipping Location 4

Jessa™

General Information 5
Product Color Options 6
Lounge Seating 7

Customer's Own Material ■

Specifications Form

January 2017

All fabrics, including COM, COL, KOM and in grades will be applied at the factory's discretion. If a pattern or stripe is to be applied in a certain direction, the customer MUST specify this in writing on the P.O. and attach a sample of the fabric with it running in the application direction to the P.O. Specifying fabric direction may increase the amount of COM or KOM yardage required. Check with KI Customer Service to see if an increase in yardage is necessary BEFORE specifying, ordering and sending COM and COL to the factory or having KOM quoted.

ALL C.O.M AND C.O.L SHIPMENTS MUST BE PREPAID TO:
KI
217 Feld Avenue
High Point, NC 27263

COM and COL must be identified as follows:
1. Name and address
2. Your purchase order number
3. Our style number to which fabric is to be applied
4. Supplier name and fabric name, number, and color

COLLECT SHIPMENTS WILL BE REFUSED.

SHIPMENT SCHEDULE WILL BE GIVEN WHEN ALL FABRIC IS RECEIVED FOR ENTIRE ORDER

YARDAGE REQUIREMENTS LISTED IN PRICE LIST ARE BASED ON PLAIN GOODS 54" WIDE. Fabrics less than 54" wide, or those requiring matching (stripes, plaids, prints, large patterns) will require additional yardage based on the fabric used and the item ordered. CONSULT MATRIX BELOW FOR ADDITIONAL YARDAGE NEEDED.

C.O.M. INCREASE MATRIX (The yardage matrix is also applicable to any reservations of KI Ingrade, Pallas, or KOM upholsteries).

This table is a general guide.

FABRIC WIDTH	PLAIN FABRIC	UNDER 7" REPEAT	8"-13" REPEAT	14"-21" REPEAT	22"-27" REPEAT	28"-33" REPEAT	34"-40" REPEAT	41"-48" REPEAT
54"	0	20%	25%	30%	45%	55%	70%	80%
51"-53"	15%	25%	30%	35%	50%	60%	80%	90%
48"-50"	20%	30%	35%	40%	55%	65%	85%	95%
45"-47"	30%	45%	50%	55%	60%	80%	90%	100%
36"-44"	50%	65%	70%	75%	80%	100%	110%	120%

FABRIC WITH DOUBLE REPEAT: IF USING A FABRIC WITH A DOUBLE REPEAT, PLEASE FOLLOW THIS FORMULA: TAKE THE TOTAL AMOUNT OF THE LARGER AND HALF OF THE SMALLER REPEAT; ADD TOGETHER TO FIND THE CORRECT OVERALL REPEAT. EXAMPLE: 10" VERTICAL WITH 14" HORIZONTAL WOULD BE 14+5=19.

IF FABRIC COMES IN ON MULTIPLE ROLLS, ONE ADDITIONAL YARD PER ROLL NEEDS TO BE ADDED TO THE YARDAGE REQUIREMENT.

SPECIAL NOTE: WE CAN ASSUME NO RESPONSIBILITY FOR THE DURABILITY OR TAILORING QUALITY OF CUSTOMER FURNISHED COVERINGS (C.O.M.) OR KOM. KOM: is fabric that KI will purchase for you at jobber's price (net) plus a nominal charge for handling, shipping, and managing.

1330 Bellevue Street • P. O. Box 8100 • Green Bay, WI 54308-8100 • Tel 1-800-424-2432 • www.ki.com

Ordering C.O.M., C.O.L., and C.O.V.
High Point

Customer's Own Material ■
Specifications Form
January 2017

ADDITIONAL NOTES:
- Orders cannot go into production without the information listed at right.
- Attach memo sample to this approval sheet.
- If your order has been placed, list PO# _____
- The cost of the COM sample will be paid by the client.
- Even after preliminary approval, KI reserves the right to reject COM/COL if necessary when the quality is not satisfactory for the product to be upholstered. KI assumes no responsibility for its overall appearance, flammability, durability, color fastness or any other quality after upholstered on a KI product.

ALL COM MUST BE APPROVED.
Photocopy this form and submit with COM fabric for approval:

(This fabric approval is for the purpose of advising how to apply your COM fabric, verify yardage required, and suitability.)

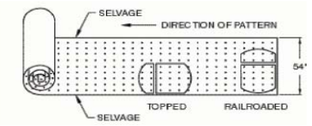

YOUR COMPANY NAME _____

PHONE _____ FAX _____

Material Supplier _____

Material Name _____ Number _____

Material Color _____ Width _____

Vertical Repeat _____ Horizontal Repeat _____

Fiber Content _____

Direction Stripe/Pattern to be applied _____

COM TO BE USED ON THE FOLLOWING:

QTY	PRODUCT NAME/NUMBER
_____	_____
_____	_____
_____	_____
_____	_____
_____	_____

1330 Bellevue Street • P. O. Box 8100 • Green Bay, WI 54308-8100 • Tel 1-800-424-2432 • www.ki.com

© 2012 KI All Rights Reserved • Litho in USA • Code KI-11588R4/KI/PDF/1216

Furnishing Knowledge®

Ordering C.O.M., C.O.L., and C.O.V.
Shipping Location

Ordering C.O.M., C.O.L., and C.O.V.
Shipping Location

C.O.M. SHIPPING LOCATION

Architectural Walls
- Evoke ..... MN
- Genius Walls ..... MN

Casegoods
- Aristotle Tackboards ..... MN
- Likha Tackboards ..... MN

Classroom Furniture
- Intellect Wave Chairs ..... GB
- Learn2 ..... GB
- Ruckus ..... GB

Desking
- 700 Series Desking ..... KP
- Balance Overheads ..... MN
- Genesis Desking ..... MN
- True Desking ..... KP
- Universal Overheads ..... MN
- WorkZone Desking ..... MN

Files & Storage
- 700 Series Pedestal Cushion ..... GB
- Connection Zone Pads ..... BW
- U-Series Pedestal Cushion ..... GB
- Tattoo ..... BW

Fixed Seating
- Concerto Auditorium Seating ..... BW
- Single Pedestal Seating ..... GB
- Jury Base Seating ..... GB
- Lancaster Auditorium Seating ..... BW
- Sequence Seating ..... GB
- University Seating ..... GB

Panel Systems
- All Terrain ..... KP
- Balance Overheads ..... MN
- System 3000 ..... MN
- Universal Overheads ..... MN
- Wireworks ..... MN
- Unite ..... MN

Residence Hall Furniture
- RoomScape Furniture ..... MN

Screens
- All Terrain ..... KP
- Connection Zone ..... BW
- True/Volition ..... KP
- Genesis ..... KP
- Tattoo ..... MN
- Universal ..... BW

Seating
- 400 Series Folding Chairs ..... BW
- 600 Series Folding Chairs ..... BW
- 600 Series Stools ..... BW
- Affina Collection ..... HN
- Arissa Lounge ..... HN
- Altus Task Chairs ..... GB
- Apply Stack Chairs ..... GB
- Auditorium Folding Chairs ..... BW
- Avail Task Chairs ..... OM
- Calida Lounge Seating ..... HN
- Diem Task Chairs ..... OM
- Doni Collection ..... GB
- FourC Seating ..... GB
- Front Row Seats (Silk Screening) ..... BW
- Gladly Lounge Seating ..... VQ
- Grazie Seating ..... GB
- Hiatus Sleeper Bench ..... HN
- Hub Modular Lounge Seating ..... HN
- Impress Task Chairs ..... OM
- Impress Ultra Task Chairs ..... OM
- Jessa Lounge Seating ..... HN
- Jubilee Lounge Seating ..... VQ
- Katera Guest Chair ..... GB
- Kurv Benches ..... HN
- LaResta Day Beds ..... HN
- Lyra Lounge Seating ..... HN
- Maestro Stack Chairs ..... GB
- Matrix Stack Chairs ..... GB
- Medical & Laboratory Stools ..... OM
- MyPlace Lounge Seating ..... HN
- MyWay Seating ..... HN
- Oath Task Chairs and Stools ..... GB
- Opt4 ..... GB
- Perth Guest & Healthcare Seating ..... HN
- Pilot Task Chairs ..... OM
- Promenade Seating System ..... BW
- Ruckus ..... GB
- Sela Lounge Seating ..... HN
- Sift Task Chairs ..... GB
- Soltice Metal Collection ..... HN
- Soltice Multiple, Healthcare & Guest ..... HN
- Soltice II Healthcare Seating ..... HN
- Strive Multiple, Stack & Task ..... GB
- Sway ..... BW
- Tattoo ..... HN
- Tea Cup Lounge Seating ..... HN
- Torsion-on-the-Go! Nesting Chairs ..... GB
- Torsion Air Stack and Task Seating ..... GB
- Torsion Stack and Task Seating ..... GB
- Versa Stack Chairs & Stools ..... GB

KI Manufacturing Sites - Customer's Own Material Shipment Manufacturing Site Addresses

BW
KI Bonduel
Attn: COM Storage
204 West South St.
Bonduel, WI 54107

HN
KI High Point
Attn: COM Storage
217 Feld Avenue
High Point, NC 27263

MN
KI Manitowoc
Attn: COM Storage
1400 S. 41st St.
Manitowoc, WI 54220

VQ
KI
Attn: COM Fabrics
6892 Marlin Circle
La Palma, CA 90623

GB
KI Green Bay
Attn: COM Storage
1687 Westminster Drive - Gate 3
Green Bay, WI 54302

KP
KI Pembroke
Attn: COM Storage
1000 Olympic Dr.
Pembroke, Ontario K8A6X7

OM
KI
Attn: COM Storage
1110 S. Mildred Ave.
Ontario, CA 91761

© 2021 Krueger International Inc. All Rights reserved. Code KI-FF-000059/KI/PDF/1121



Lounge Chair



Loveseat



Sofa



Lounge Chair w/Tablet Arm

General Dimensions				
Seat width	21-3/4"	43-3/4"	65-1/2"	21-3/4"
Seat depth	20"	20"	20"	20"
Seat height	18-1/2"	18-1/2"	18-1/2"	18-1/2"
Arm width	4-1/2"	4-1/2"	4-1/2"	4-1/2"
Arm height	24-1/2"	24-1/2"	24-1/2"	24-1/2"
Overall Dimensions				
Width	31-1/2"	53-1/2"	75-1/2"	31-1/2"
Depth	30"	30"	30"	30"
Height	32-1/2"	32-1/2"	32-1/2"	32-1/2"
Tablet width				22"
Tablet depth				13"

Tablet Arm Options

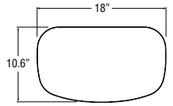

Bowfront Tablet

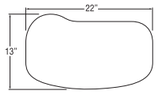

Standard Jessa Tablet

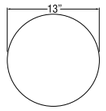

Standard Teacup Tablet

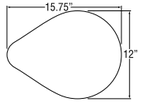

Teardrop Tablet

Tablet Arm
Tablets are available in left-facing (right-handed) LFT, or right-facing (left-handed) RFT as specified in the product model number. Chairs will be produced as standard left-facing, unless specifications and model specified on purchase order calls for right-facing. For tablet options and specifications, refer to table specifications. Tablets are removeable as standard. See product color page for specific finish selections avaliable on each tablet type.

Tablet Arm Options
All tablets can be done on any tablet chair except RELAX.

UPHOLSTERY INFORMATION

C.O.M. Fabric
For C.O.M. fabric sent to KI-High Point on multiple rolls, add an additional yard of fabric per roll to the yardage requirements. Multiple rolls have shorter pieces of fabric on them and do not allow nesting and stacking of the fabric to achieve the best yield as is done with one large roll. This results in yardage shortages and requests for additional fabric from the client, which can hold up the order. For each roll that is sent, one yard needs to be added and needs to be added to one of the rolls, not separately.

Fabric Disclaimer
Fabric will be applied as swatched by the fabric manufacturer. Fabric that is required to be applied differently than is swatched will need a Product Modification Request written specifying the direction the fabric is to be applied.

FINISH INFORMATION

Color Match
KI offers the additional option of color matching paint, polypropylene, or wood stain through Product Modification Requests. Contact Customer Service for details.

INFORMATION

Warranty
Refer to KI Terms & Conditions document or visit ki.com

Jessa™
Product Color Options

Wood Finish for Armcap

Cherry Storm on Beech	BCX
Cinnamon on Beech	BCN
Cocoa on Beech	BCA
Eclypse Black on Beech	BEB
Florence Walnut on Beech	BFC
Kensington Maple on Maple	MMA
Monticello Maple on Beech	BMT
Natural on Beech	BNA
River Cherry on Beech	BRY

Kensington Maple requires an upcharge.

Wood Finish for Tablet Edge

Cherry Storm on Beech	BCX2
Cinnamon on Beech	BCN2
Cocoa on Beech	BCA2
Florence Walnut on Beech	BFC2
Kensington Maple on Maple	MMA2
Monticello Maple on Beech	BMT2
Natural on Beech	BNA2
River Cherry on Beech	BRY2

Wood edge finish is required on Bowfront (BFL) and Teardrop (TDL) tablets only.

T-Mold tablet edges are always black.

Surface Finish - Laminate

Biltmore Cherry	LBT
Black	LBK
Brighton Walnut	LBW
Canyon Zephyr	LCA
Castle Oak	LCO
Casual Linen	LCU
Cherry Storm	LCX
Classic Linen	LCI
Cloud Zephyr	LCL
Cocobala	LCC
Coffee Bean	LCB
Crisp Linen	LRI
Desert Zephyr	LDZ
Dove Grey	LDG
Fired Steel	LIL
Flax Linen	LXF
Florence Walnut	LFC
Forged Steel	LOL
Frosty White	LFW
Graphite Nebula	LGN
Grey	LGE
High Rise	LHE
Hollyberry	LHY
Irish Linen	LIH
Island	LID
Italian Silver Ash	LIT
Kensington Maple	LKM
Lapis Blue	LLB
Markerboard White	LMK
Misted Zephyr	LMR
Monticello Maple	LMT
Nickel Evolv	LNV
North Sea	LNA
Ocean	LON
Orange Grove	LOE
Pearl Bisque	LPB
Pearl Silver	LPS
Pressed Linen	LPR
River Cherry	LRY
Rugged Linen	LRG
Satin Stainless	LSS
Shadow Zephyr	LSR
Silicon evolv	LSV
Sterling Ash	LAZ
Tailored Linen	LTL
Titanium evolv	LTV
White Nebula	LWL
White Sand	LWN
Windsor Mahogany	LWY

Surface Finish - Veneer Table Tops

Cherry Storm on Beech	BCX2
Cinnamon on Beech	BCN2
Cocoa on Beech	BCA2
Eclypse Black on Beech	BEB2
Florence Walnut on Beech	BFC2
Kensington Maple on Maple	MMA2
Monticello Maple on Beech	BMT2
Natural on Beech	BNA2
River Cherry on Beech	BRY2

Kensington Maple requires an upcharge.

Bowfront (BFV) and Teardrop (TDV) tablet edges match veneer top color.

Jessa™
Lounge Seating

Jessa™
Lounge Seating

	MODEL	Features	MODEL NUMBER: Basic Model	Non-Contrast or Fabric Contrast 1	Fabric Contrast 2	Arm Cap	Wood Finish	Casters	Fire Code	Moisture Barrier	Approx. Packaged Weight	Grade C.O.M.	Grade C	Grade D	Grade E & C.O.L.	Grade F	Grade G	Grade H	Grade I	Grade J	Grade K	Grade L Leather	Grade M Leather	TB133 add to list price	Moisture Barrier add to list price
 JESS	**Lounge Chair** • Non-contrast C.O.M = 4.5 yd • 1 = Body (Fabric Contrast 1) C.O.M. = 4 yd • 2 = Seat (Fabric Contrast 2) C.O.M. = 1.5 yd	Non-contrast	5623/NC	☐☐☐☐		☐☐☐	☐☐☐	☐☐☐☐☐	☐☐☐	☐☐☐	65.0#	$ 1933	$ 2171	$ 2285	$ 2417	$ 2505	$ 2681	$ 2855	$ 3079	$ 3506	$ 3953	$ 4382	$ 5262	$ 555	$ 196
		Contrast	5623/FC	☐☐☐☐	☐☐☐☐	☐☐☐	☐☐☐	☐☐☐☐☐	☐☐☐	☐☐☐	65.0#	2015	2257	2365	2499	2584	2761	2934	3158	3588	4035	4464	5345	555	196
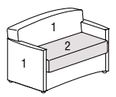 JESS	**Loveseat** • Non-contrast C.O.M = 8 yd • 1 = Body (Fabric Contrast 1) C.O.M. = 6.5 yd • 2 = Seat (Fabric Contrast 2) C.O.M. = 2 yd	Non-contrast	5633/NC	☐☐☐☐		☐☐☐	☐☐☐		☐☐☐	☐☐☐	90.0#	$ 2682	$ 3034	$ 3229	$ 3457	$ 3607	$ 3916	$ 4205	$ 4600	$ 5349	$ 6109	$ 6882	$ 8387	$ 766	$ 389
		Contrast	5633/FC	☐☐☐☐	☐☐☐☐	☐☐☐	☐☐☐		☐☐☐	☐☐☐	90.0#	2799	3157	3349	3580	3727	4034	4330	4722	5470	6231	7004	8505	766	389
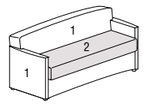 JESS	**Sofa** • Non-contrast C.O.M = 10 yd • 1 = Body (Fabric Contrast 1) C.O.M. = 7.5 yd • 2 = Seat (Fabric Contrast 2) C.O.M. = 3 yd	Non-contrast	5643/NC	☐☐☐☐		☐☐☐	☐☐☐		☐☐☐	☐☐☐	110.0#	$ 3247	$ 3689	$ 3911	$ 4186	$ 4373	$ 4734	$ 5101	$ 5560	$ 6486	$ 7400	$ 8319	$ 10142	$ 957	$ 584
		Contrast	5643/FC	☐☐☐☐	☐☐☐☐	☐☐☐	☐☐☐		☐☐☐	☐☐☐	110.0#	3402	3842	4062	4340	4525	4890	5254	5714	6640	7552	8475	10297	957	584
				Ⓑ	Ⓒ	Ⓓ	Ⓔ	Ⓕ	Ⓖ	Ⓗ															

HOW TO ORDER

Indicate the following information on order form:
1. Quantity of each item.
2. Model number, including options. See “How To Build a Model Number”.
3. Any special service required.

Note: • The ☐ indicates that a choice is required.
- The absence of the ☐ indicates that no choice is required.
- Alpha-numeric characters in place of ☐ indicate that no other alternatives are available.

HOW TO BUILD A MODEL NUMBER

Ⓐ Select basic model.

Ⓑ Select non-contrast or fabric contrast 1.
Refer to **ki.com/fabrics**

Ⓒ Select fabric contrast 2.
Refer to **ki.com/fabrics**

Ⓓ Select wood armcaps.

NWA	- No wood armcaps
WA	- Wood armcaps (per pair); add $291

Ⓔ Select wood finish color.
Refer to the **Product Color Options** page in this price list.
For Kensington Maple add upcharge.

Ⓕ Select casters.

NCST	- No casters
FCST	- Front casters; add $146
RCST	- Rear casters; add $146
FRCST	- Front and rear casters; add $291

Available on chairs only.

Ⓖ Select fire code.

NFR	- Compliance to TB 117-2013
FR	- Compliance to TB 133

See pricing column for TB133 upcharge.

Ⓗ Select moisture barrier.

NMB	- No moisture barrier
MB	- Moisture barrier

See pricing column for moisture barrier upcharge.

KENSINGTON MAPLE UPCHARGE

Kensington Maple requires extended leadtimes.

Model	
5623/NC	$71
5633/NC	$71
5643/NC	$71
5613T/NC	$71
5623/FC	$71
5633/FC	$71
5643/FC	$71
5613T/FC	$71

INFORMATION

C.O.M. Requirements
C.O.M. yardage requirements listed above are based on plain goods 54” wide. If less than 54” wide or fabrics requiring matching (stripes, plaids, prints, large patterns), additional yardage will be needed. Consult C.O.M. matrix on the Ordering C.O.M. and C.O.L. page for additional yardage needed. For C.O.M. fabric sent to KI-High Point on multiple rolls, add an additional yard of fabric per roll to the yardage requirements.

C.O.L. Requirements
Figure 18 sq. ft. of leather (C.O.L.) for each yard shown (i.e., 4.75 x 18 = 85.5 sq. ft.).

Contrasting Upholstery
When contrasting fabric is chosen, price at highest in-grade.

Minimum Fabric/Leather Quantity
Minimum order for fabric is 1 yard. Minimum order for leather is 1 hide (approximately 50 sq. ft).

California TB133 Fire Safety Code
For California Technical Bulletin 133 compliant models, a Product Modification Request is required. Contact Customer Service for details.

Construction
Frame constructed of kiln-dried hardwood and laminated wood veneer. Cushioning of multiple densities of polyurethane foam and Dacron fiber. Attached back, loose seat reversible in fabric.

Semi-Attached Cushions
Seat cushions may be permanently attached but require a Product Modification Request. Upcharges and/or additional lead time may apply. Contact Customer Service.

SPECIAL SERVICES

Special Carton Marking

With specially marked information	N/C

Shipping
Ships **assembled, FOB High Point, NC 27263, freight prepaid.** Freight class 175

Specifications and prices are subject to change without prior notice.

Jessa™
Lounge Seating

Jessa™
Lounge Seating

	Features	MODEL NUMBER Basic Model	Non-Contrast or Fabric Contrast 1 (A)	Arm Cap (B)	Wood Feet/ Arm Finish (C)	Casters (D)	Tablet Arm Type (E)	Tablet Hole Cover (F)	Lam. Color (G)	Tablet Edge Finish (H)	Approx. Packaged Weight	Grade C.O.M.	Grade C	Grade D	Grade E & C.O.L.	Grade F	Grade G	Grade H	Grade I	Grade J	Grade K	Grade L Leather	Grade M Leather	Moisture Barrier add to list price
	Jessa Tablet, All Black	5613T/NC/LFT/JBL	☐☐	☐☐	☐☐	☐☐	☐☐	☐☐			75.0#	$ 2232	$ 2491	$ 2601	$ 2717	$ 2799	$ 2957	$ 3128	$ 3326	$ 3733	$ 4151	$ 4539	$ 5357	$ 196
	Jessa™ Tablet, Black Edge	5613T/NC/LFT/JSL	☐☐	☐☐	☐☐	☐☐	☐☐	☐☐	☐☐		75.0#	2232	2491	2601	2717	2799	2957	3128	3326	3733	4151	4539	5357	196
	Bowfront Tablet, Wood Edge	5613T/NC/LFT/BFL	☐☐	☐☐	☐☐	☐☐	☐☐	☐☐	☐☐	☐☐	75.0#	2319	2580	2688	2805	2889	3043	3218	3416	3826	4239	4627	5450	196
	Teardrop Tablet, Wood Edge	5613T/NC/LFT/TDL	☐☐	☐☐	☐☐	☐☐	☐☐	☐☐	☐☐	☐☐	75.0#	2319	2580	2688	2805	2889	3043	3218	3416	3826	4239	4627	5450	196
	Teardrop Tablet, Black Edge	5613T/NC/LFT/TDLE	☐☐	☐☐	☐☐	☐☐	☐☐	☐☐	☐☐		75.0#	2375	2635	2746	2862	2945	3098	3272	3470	3878	4295	4686	5506	196
JESS																								
Lounge Chair with Laminate Tablet Arm - Non-Contrast - LEFT FACING (Standard)																								
• Non-contrast C.O.M = 4.5 yd • Jessa™ tablet (JBL): black top with black T-mold edge • Jessa™ tablet (JSL): laminate top with black T-mold edge • Bowfront tablet (BFL): laminate top with wood edge • Teardrop tablet (TDL): laminate top with wood edge • Teardrop tablet (TDLE): laminate top with black T-mold edge																								
	Jessa™ Tablet, All Black	5613T/NC/RFT/JBL	☐☐	☐☐	☐☐	☐☐	☐☐	☐☐			75.0#	$ 2232	$ 2491	$ 2601	$ 2717	$ 2799	$ 2957	$ 3128	$ 3326	$ 3733	$ 4151	$ 4539	$ 5357	$ 196
	Jessa™ Tablet, Black Edge	5613T/NC/RFT/JSL	☐☐	☐☐	☐☐	☐☐	☐☐	☐☐	☐☐		75.0#	2232	2491	2601	2717	2799	2957	3128	3326	3733	4151	4539	5357	196
	Bowfront Tablet, Wood Edge	5613T/NC/RFT/BFL	☐☐	☐☐	☐☐	☐☐	☐☐	☐☐	☐☐	☐☐	75.0#	2319	2580	2688	2805	2889	3043	3218	3416	3826	4239	4627	5450	196
	Teardrop Tablet, Wood Edge	5613T/NC/RFT/TDL	☐☐	☐☐	☐☐	☐☐	☐☐	☐☐	☐☐	☐☐	75.0#	2319	2580	2688	2805	2889	3043	3218	3416	3826	4239	4627	5450	196
	Teardrop Tablet, Black Edge	5613T/NC/RFT/TDLE	☐☐	☐☐	☐☐	☐☐	☐☐	☐☐	☐☐		75.0#	2375	2635	2746	2862	2945	3098	3272	3470	3878	4295	4686	5506	196
JESS																								
Lounge Chair with Laminate Tablet Arm - Non-Contrast - RIGHT FACING																								
• Non-contrast C.O.M = 4.5 yd • Same tablet options as left-facing																								
			Ⓐ	Ⓑ	Ⓒ	Ⓓ	Ⓔ	Ⓕ	Ⓖ	Ⓗ														

HOW TO ORDER

Indicate the following information on order form:
1. Quantity of each item.
2. Model number, including options. See "How To Build a Model Number".
3. Any special service required.

Note: • The ☐ indicates that a choice is required.
- The absence of the ☐ indicates that no choice is required.
- Alpha-numeric characters in place of ☐ indicate that no other alternatives are available.

HOW TO BUILD A MODEL NUMBER

Ⓐ Select basic model.

Ⓑ Select non-contrast or fabric contrast 1.
Refer to **ki.com/fabrics**

Ⓒ Select wood armcaps.

NWA	- No wood armcaps
WA	- Wood armcaps (per pair); add $291

Ⓓ Select wood feet/armcap finish.
Refer to the **Product Color Options** page in this price list.
For Kensington Maple, add upcharge.

Ⓔ Select casters.

NCST	- No casters
FCST	- Front casters; add $146
RCST	- Rear casters; add $146
FRCST	- Front and rear casters; add $291

Ⓕ Select tablet type.

RA	- Removable arm (standard)
NR	- Non-removable arm; add $30
AT	- Articulating arm; add $50

Ⓖ Select tablet connection hole cover.

NTP	- No tablet hole cover
TP	- Tablet hole cover; add $70

NTP is automatically selected if Non-removable Arm (NR) is chosen.

Ⓗ Select laminate color.
Refer to the **Product Color Options** page in this price list.

Ⓘ Select wood tablet edge finish.
Refer to the **Product Color Options** page in this price list.

KENSINGTON MAPLE UPCHARGE

Kensington Maple requires extended leadtimes.

Model	
5623/NC	$71
5633/NC	$71
5643/NC	$71
5613T/NC	$71
5623/FC	$71
5633/FC	$71
5643/FC	$71
5613T/FC	$71

INFORMATION

Moisture Barrier	$196
TB133	$555

C.O.M. Requirements
C.O.M. yardage requirements listed above are based on plain goods 54" wide. If less than 54" wide or fabrics requiring matching (stripes, plaids, prints, large patterns), additional yardage will be needed. Consult C.O.M. matrix on the Ordering C.O.M. and C.O.L. page for additional yardage needed. For C.O.M. fabric sent to KI-High Point on multiple rolls, add an additional yard of fabric per roll to the yardage requirements.

C.O.L. Requirements
Figure 18 sq. ft. of leather (C.O.L.) for each yard shown (i.e., 4.75 x 18 = 85.5 sq. ft.).

Contrasting Upholstery
When contrasting fabric is chosen, price at highest in-grade.

Minimum Fabric/Leather Quantity
Minimum order for fabric is 1 yard. Minimum order for leather is 1 hide (approximately 50 sq. ft).

California TB133 Fire Safety Code
For California Technical Bulletin 133 compliant models, a Product Modification Request is required. Contact Customer Service for details.

Tablet Arm
Tablet is left facing (right-handed) - standard. Tablet is figured laminated wood veneer bowfront - standard. Available in all standard KI wood finishes - specify. For tablet options/specifications, refer to table specifications. Talent is removable - standard. Chair will be produced with left facing/right handed tablet unless reverse is specified.

Construction
Frames of kiln-dried hardwood and laminated wood veneer. Cushioning of multiple densities of polyurethane foam and Dacron fiber. Attached back, loose seat reversible in fabric.

Semi-Attached Cushions
Seat cushions may be permanently attached but require a Product Modification Request. Upcharges and/or additional lead time may apply. Contact Customer Service.

SPECIAL SERVICES

Special Carton Marking

With specially marked information	N/C

Shipping
Ships **assembled, FOB High Point, NC 27263, freight prepaid.** Freight class 175

Specifications and prices are subject to change without prior notice.

Jessa™
Lounge Seating

	Features	MODEL NUMBER Basic Model	Non-Contrast or Fabric Contrast 1 Ⓑ	Fabric Contrast 2 Ⓒ	Arm Cap Ⓓ	Wood Feet/ Arm Finish Ⓔ	Casters Ⓕ	Tablet Arm Type Ⓖ	Tablet Hole Cover Ⓗ	Lam. Color Ⓘ	Tablet Edge Finish Ⓙ		Approx. Packaged Weight	Grade C.O.M.	Grade C	Grade D	Grade E & C.O.L.	Grade F	Grade G	Grade H	Grade I	Grade J	Grade K	Grade L Leather	Grade M Leather	Moisture Barrier add to list price
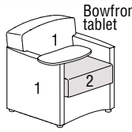	Jessa™ Tablet, All Black	5613T/FC/LFT/JBL	□□	□□	□□	□□	□□	□□	□□				75.0#	$ 2314	$ 2572	$ 2682	$ 2797	$ 2786	$ 2932	$ 3101	$ 3295	$ 3684	$ 4087	$ 4463	$ 5257	$ 196
	Jessa™ Tablet, Black Edge	5613T/FC/LFT/JSL	□□	□□	□□	□□	□□	□□	□□			□□		75.0#	2314	2572	2682	2797	2786	2932	3101	3295	3684	4087	4463	5257	196
	Bowfront Tablet, Wood Edge	5613T/FC/LFT/BFL	□□	□□	□□	□□	□□	□□	□□			□□	□□	75.0#	2402	2660	2771	2887	2971	3124	3297	3495	3905	4319	4705	5532	196
	Teardrop Tablet, Wood Edge	5613T/FC/LFT/TDL	□□	□□	□□	□□	□□	□□	□□			□□	□□	75.0#	2402	2660	2771	2887	2971	3124	3297	3495	3905	4319	4705	5532	196
	Teardrop Tablet, Black Edge	5613T/FC/LFT/TDLE	□□	□□	□□	□□	□□	□□	□□			□□		75.0#	2457	2715	2828	2941	3030	3178	3350	3548	3960	4374	4764	5587	196
JESS **Lounge Chair with Laminate Tablet Arm - Contrast - LEFT FACING (Standard)** • 1 = Body (Fabric Contrast 1) C.O.M. = 4 yd • 2 = Seat (Fabric Contrast 2) C.O.M. = 1.5 yd • Jessa™ tablet (JBL): black top with black T-mold edge • Jessa™ tablet (JSL): laminate top with black T-mold edge • Bowfront tablet (BFL): laminate top with wood edge • Teardrop tablet (TDL): laminate top with wood edge • Teardrop tablet (TDLE): laminate top with black T-mold edge																										
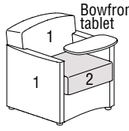	Jessa™ Tablet, All Black	5613T/FC/RFT/JBL	□□	□□	□□	□□	□□	□□	□□				75.0#	$ 2314	$ 2572	$ 2682	$ 2797	$ 2786	$ 2932	$ 3101	$ 3295	$ 3684	$ 4087	$ 4463	$ 5257	$ 196
	Jessa™ Tablet, Black Edge	5613T/FC/RFT/JSL	□□	□□	□□	□□	□□	□□	□□			□□		75.0#	2314	2572	2682	2797	2786	2932	3101	3295	3684	4087	4463	5257	196
	Bowfront Tablet, Wood Edge	5613T/FC/RFT/BFL	□□	□□	□□	□□	□□	□□	□□			□□	□□	75.0#	2402	2660	2771	2887	2971	3124	3297	3495	3905	4319	4705	5532	196
	Teardrop Tablet, Wood Edge	5613T/FC/RFT/TDL	□□	□□	□□	□□	□□	□□	□□			□□	□□	75.0#	2402	2660	2771	2887	2971	3124	3297	3495	3905	4319	4705	5532	196
	Teardrop Tablet, Black Edge	5613T/FC/RFT/TDLE	□□	□□	□□	□□	□□	□□	□□			□□		75.0#	2457	2715	2828	2941	3030	3178	3350	3548	3960	4374	4764	5587	196
JESS **Lounge Chair with Laminate Tablet Arm - Contrast - RIGHT FACING** • 1 = Body (Fabric Contrast 1) C.O.M. = 4 yd • 2 = Seat (Fabric Contrast 2) C.O.M. = 1.5 yd • Same tablet options as left-facing																										
		Ⓐ	Ⓑ	Ⓒ	Ⓓ	Ⓔ	Ⓕ	Ⓖ	Ⓗ	Ⓘ		Ⓙ														

HOW TO ORDER

Indicate the following information on order form:
1. Quantity of each item.
2. Model number, including options. See "How To Build a Model Number".
3. Any special service required.

Note: • The □ indicates that a choice is required.
- The absence of the □ indicates that no choice is required.
- Alpha-numeric characters in place of □ indicate that no other alternatives are available.

HOW TO BUILD A MODEL NUMBER

Ⓐ Select basic model.

Ⓑ Select non-contrast or fabric contrast 1.
Refer to **ki.com/fabrics**

Ⓒ Select fabric contrast 2.
Refer to **ki.com/fabrics**

Ⓓ Select wood armcaps.

NWA	- No wood armcaps
WA	- Wood armcaps (per pair); add $291

Ⓔ Select wood feet/armcap finish.
Refer to the **Product Color Options** page in this price list.
For Kensington Maple add upcharge.

Ⓕ Select casters.

NCST	- No casters
FCST	- Front casters; add $146
RCST	- Rear casters; add $146
FRCST	- Front and rear casters; add $291

Ⓖ Select tablet type.

RA	- Removable arm (standard)
NR	- Non-removable arm; add $30
AT	- Articulating arm; add $50

Ⓗ Select tablet connection hole cover.

NTP	- No tablet hole cover
TP	- Tablet hole cover; add $70

NTP is automatically selected if Non-removable Arm (NR) is chosen.

Ⓘ Select laminate color.
Refer to the **Product Color Options** page in this price list.

Ⓙ Select wood tablet edge finish.
Refer to the **Product Color Options** page in this price list.

KENSINGTON MAPLE UPCHARGE

Kensington Maple requires extended leadtimes.

Model	
5623/NC	$71
5633/NC	$71
5643/NC	$71
5613T/NC	$71
5623/FC	$71
5633/FC	$71
5643/FC	$71
5613T/FC	$71

INFORMATION

Moisture Barrier	$196
TB133	$555

C.O.M. Requirements
C.O.M. yardage requirements listed above are based on plain goods 54" wide. If less than 54" wide or fabrics requiring matching (stripes, plaids, prints, large patterns), additional yardage will be needed. Consult C.O.M. matrix on the Ordering C.O.M. and C.O.L. page for additional yardage needed. For C.O.M. fabric sent to KI-High Point on multiple rolls, add an additional yard of fabric per roll to the yardage requirements.

C.O.L. Requirements
Figure 18 sq. ft. of leather (C.O.L.) for each yard shown (i.e., 4.75 x 18 = 85.5 sq. ft.).

Contrasting Upholstery
When contrasting fabric is chosen, price at highest in-grade.

Minimum Fabric/Leather Quantity
Minimum order for fabric is 1 yard. Minimum order for leather is 1 hide (approximately 50 sq. ft).

California TB133 Fire Safety Code
For California Technical Bulletin 133 compliant models, a Product Modification Request is required. Contact Customer Service for details.

Tablet Arm
Tablet is left facing (right-handed) - standard. Tablet is figured laminated wood veneer bowfront - standard. Available in all standard KI wood finishes - specify. For tablet options/specifications, refer to table specifications. Talent is removable - standard. Chair will be produced with left facing/right handed tablet unless reverse is specified.

Construction
Frames of kiln-dried hardwood and laminated wood veneer. Cushioning of multiple densities of polyurethane foam and Dacron fiber. Attached back, loose seat reversible in fabric.

Semi-Attached Cushions
Seat cushions may be permanently attached but require a Product Modification Request. Upcharges and/or additional lead time may apply. Contact Customer Service.

SPECIAL SERVICES

Special Carton Marking

With specially marked information	N/C

Shipping
Ships **assembled, FOB High Point, NC 27263, freight prepaid.** Freight class 175

Specifications and prices are subject to change without prior notice.

Jessa™
Lounge Seating

Jessa™
Lounge Seating

Features	MODEL NUMBER									Approx. Packaged Weight	Grade C.O.M.	Grade C	Grade D	Grade E & C.O.L.	Grade F	Grade G	Grade H	Grade I	Grade J	Grade K	Grade L Leather	Grade M Leather	Moisture Barrier add to list price
	Basic Model	Non-Contrast or Fabric Contrast 1	Fabric Contrast 2	Arm Cap	Wood Feet/ Arm Finish	Casters	Tablet Arm Type	Tablet Hole Cover	Veneer Color														
Bowfront Tablet	5613T/NC/LFT/BFV	☐☐		☐☐	☐☐	☐☐	☐☐	☐☐	☐☐	75.0#	$ 2375	$ 2635	$ 2746	$ 2862	$ 2945	$ 3098	$ 3272	$ 3470	$ 3878	$ 4295	$ 4686	$ 5506	$ 196
JESS Teardrop Tablet	5613T/NC/LFT/TDV	☐☐		☐☐	☐☐	☐☐	☐☐	☐☐	☐☐	75.0#	2375	2635	2746	2862	2945	3098	3272	3470	3878	4295	4686	5506	196
Lounge Chair with Veneer Tablet Arm - Non-Contrast - LEFT FACING (Standard)																							
• Non-contrast C.O.M = 4.5 yd																							
Bowfront Tablet	5613T/NC/RFT/BFV	☐☐		☐☐	☐☐	☐☐	☐☐	☐☐	☐☐	75.0#	$ 2375	$ 2635	$ 2746	$ 2862	$ 2945	$ 3098	$ 3272	$ 3470	$ 3878	$ 4295	$ 4686	$ 5506	$ 196
JESS Teardrop Tablet	5613T/NC/RFT/TDV	☐☐		☐☐	☐☐	☐☐	☐☐	☐☐	☐☐	75.0#	2375	2635	2746	2862	2945	3098	3272	3470	3878	4295	4686	5506	196
Lounge Chair with Veneer Tablet Arm - Non-Contrast - RIGHT FACING																							
• Non-contrast C.O.M = 4.5 yd																							
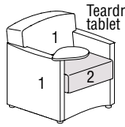 Bowfront Tablet	5613T/FC/LFT/BFV	☐☐	☐☐☐☐	☐☐	☐☐	☐☐	☐☐	☐☐	☐☐	75.0#	$ 2457	$ 2715	$ 2828	$ 2941	$ 3030	$ 3178	$ 3350	$ 3548	$ 3960	$ 4374	$ 4764	$ 5587	$ 196
JESS Teardrop Tablet	5613T/FC/LFT/TDV	☐☐	☐☐☐☐	☐☐	☐☐	☐☐	☐☐	☐☐	☐☐	75.0#	2457	2715	2828	2941	3030	3178	3350	3548	3960	4374	4764	5587	196
Lounge Chair with Veneer Tablet Arm - Contrast - LEFT FACING (Standard)																							
• 1 = Body (Fabric Contrast 1) C.O.M. = 4 yd																							
• 2 = Seat (Fabric Contrast 2) C.O.M. = 1.5 yd																							
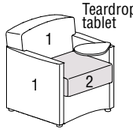 Bowfront Tablet	5613T/FC/RFT/BFV	☐☐	☐☐☐☐	☐☐	☐☐	☐☐	☐☐	☐☐	☐☐	75.0#	$ 2457	$ 2715	$ 2828	$ 2941	$ 3030	$ 3178	$ 3350	$ 3548	$ 3960	$ 4374	$ 4764	$ 5587	$ 196
JESS Teardrop Tablet	5613T/FC/RFT/TDV	☐☐	☐☐☐☐	☐☐	☐☐	☐☐	☐☐	☐☐	☐☐	75.0#	2457	2715	2828	2941	3030	3178	3350	3548	3960	4374	4764	5587	196
Lounge Chair with Veneer Tablet Arm - Contrast - RIGHT FACING																							
• 1 = Body (Fabric Contrast 1) C.O.M. = 4 yd																							
• 2 = Seat (Fabric Contrast 2) C.O.M. = 1.5 yd																							
	Ⓐ	Ⓑ	Ⓒ	Ⓓ	Ⓔ	Ⓕ	Ⓖ	Ⓗ	Ⓘ														

HOW TO ORDER

Indicate the following information on order form:
1. Quantity of each item.
2. Model number, including options. See “How To Build a Model Number”.
3. Any special service required.

Note: • The ☐ indicates that a choice is required.
- The absence of the ☐ indicates that no choice is required.
- Alpha-numeric characters in place of ☐ indicate that no other alternatives are available.

HOW TO BUILD A MODEL NUMBER

Ⓐ Select basic model.

Ⓑ Select non-contrast or fabric contrast 1.
Refer to **ki.com/fabrics**

Ⓒ Select fabric contrast 2.
Refer to **ki.com/fabrics**

Ⓓ Select wood armcaps.

NWA	- No wood armcaps
WA	- Wood armcaps (per pair); add $291

Ⓔ Select wood feet/armcap finish.
Refer to the **Product Color Options** page in this price list.
For Kensington Maple add upcharge.

Ⓕ Select casters.

NCST	- No casters
FCST	- Front casters; add $146
RCST	- Rear casters; add $146
FRCST	- Front and rear casters; add $291

Ⓖ Select tablet type.

RA	- Removable arm (standard)
NR	- Non-removable arm; add $30
AT	- Articulating arm; add $50

Ⓗ Select tablet connection hole cover.

NTP	- No tablet hole cover
TP	- Tablet hole cover; add $70

NTP is automatically selected if Non-removable Arm (NR) is chosen.

Ⓘ Select veneer color.
Refer to the **Product Color Options** page in this price list.
Tablet edge color matches veneer top.

KENSINGTON MAPLE UPCHARGE

Kensington Maple requires extended leadtimes.

Model	
5623/NC	$71
5633/NC	$71
5643/NC	$71
5613T/NC	$71
5623/FC	$71
5633/FC	$71
5643/FC	$71
5613T/FC	$71

INFORMATION

Moisture Barrier	$196
TB133	$555

C.O.M. Requirements
C.O.M. yardage requirements listed above are based on plain goods 54” wide. If less than 54” wide or fabrics requiring matching (stripes, plaids, prints, large patterns), additional yardage will be needed. Consult C.O.M. matrix on the Ordering C.O.M. and C.O.L. page for additional yardage needed. For C.O.M. fabric sent to KI-High Point on multiple rolls, add an additional yard of fabric per roll to the yardage requirements.

C.O.L. Requirements
Figure 18 sq. ft. of leather (C.O.L.) for each yard shown (i.e., 4.75 x 18 = 85.5 sq. ft.).

Contrasting Upholstery
When contrasting fabric is chosen, price at highest in-grade.

Minimum Fabric/Leather Quantity
Minimum order for fabric is 1 yard. Minimum order for leather is 1 hide (approximately 50 sq. ft).

California TB133 Fire Safety Code
For California Technical Bulletin 133 compliant models, a Product Modification Request is required. Contact Customer Service for details.

Tablet Arm
Tablet is left facing (right-handed) - standard. Tablet is figured laminated wood veneer bowfront - standard. Available in all standard KI wood finishes - specify. For tablet options/specifications, refer to table specifications. Talent is removable - standard. Chair will be produced with left facing/right handed tablet unless reverse is specified.

Construction
Frames of kiln-dried hardwood and laminated wood veneer. Cushioning of multiple densities of polyurethane foam and Dacron fiber. Attached back, loose seat reversible in fabric.

Semi-Attached Cushions
Seat cushions may be permanently attached but require a Product Modification Request. Upcharges and/or additional lead time may apply. Contact Customer Service.

SPECIAL SERVICES

Special Carton Marking

With specially marked information	N/C

Shipping
Ships **assembled, FOB High Point, NC 27263, freight prepaid.** Freight class 175

Specifications and prices are subject to change without prior notice.

1330 Bellevue Street
P.O. Box 8100
Green Bay, WI 54308-8100
800.424.2432
ki.com

KI and Furnishing Knowledge are registered
trademarks of Krueger International, Inc.

© 2020 Krueger International, Inc.
All Rights Reserved.
Code KI-PLW-000445/KI/PDF

Furnishing Knowledge®

JUBILEE™ LOUNGE SEATING

PRICE LIST
September 22, 2021

800.424.2432

Contents

Refer to KI Terms & Conditions document or visit ki.com.

Contents

Refer to KI Terms & Conditions document or visit ki.com.

Ordering COM, COL and COV

Information 2

Jubilee™

General Information 5
Product Color Options 7
Lounge Chair 8
Loveseat 9
Replacement Seats 10

Customer's Own Material ■

Specifications Form
September 2021

All fabrics, including COM, COL, KOM and in grades will be applied at the factory's discretion. If a pattern or stripe is to be applied in a certain direction, the customer MUST specify this in writing on the P.O. and attach a sample of the fabric with it running in the application direction to the P.O. Specifying fabric direction may increase the amount of COM or KOM yardage required. Check with KI Customer Service to see if an increase in yardage is necessary BEFORE specifying, ordering and sending COM and COL to the factory or having KOM quoted.

ALL C.O.M AND C.O.L SHIPMENTS MUST BE PREPAID TO:

KI
Attn: COM Fabrics
6892 Marlin Circle
La Palma, CA 90623

COM and COL must be identified as follows:
1. Name and address
2. Your purchase order number
3. Our style number to which fabric is to be applied
4. Supplier name and fabric name, number, and color

COLLECT SHIPMENTS WILL BE REFUSED.

SHIPMENT SCHEDULE WILL BE GIVEN WHEN ALL FABRIC IS RECEIVED FOR ENTIRE ORDER

YARDAGE REQUIREMENTS LISTED IN PRICE LIST ARE BASED ON PLAIN GOODS 54" WIDE. Fabrics less than 54" wide, or those requiring matching (stripes, plaids, prints, large patterns) will require additional yardage based on the fabric used and the item ordered. CONSULT MATRIX BELOW FOR ADDITIONAL YARDAGE NEEDED.

C.O.M. INCREASE MATRIX (The yardage matrix is also applicable to any reservations of KI Ingrade, Pallas, or KOM upholsteries).

This table is a general guide.

FABRIC REPEAT	INCREASE COM REQUIREMENT BY:
4.75" and under	0%
5" - 10.75"	12%
11" - 15.75"	18%
16" - 20.75"	25%
21" and over	40%

For upholstery fabrics that are less than 54" wide, please contact customer service for additional yardage(s) requirements. Specific models and quantities will determine final yardage amounts.

IF FABRIC COMES IN ON MULTIPLE ROLLS, ONE ADDITIONAL YARD PER ROLL NEEDS TO BE ADDED TO THE YARDAGE REQUIREMENT.

SPECIAL NOTE: WE CAN ASSUME NO RESPONSIBILITY FOR THE DURABILITY OR TAILORING QUALITY OF CUSTOMER FURNISHED COVERINGS (C.O.M.) OR KOM. KOM: is fabric that KI will purchase for you at jobber's price (net) plus a nominal charge for handling, shipping, and managing.

1330 Bellevue Street • P. O. Box 8100 • Green Bay, WI 54308-8100 • Tel 1-800-424-2432 • www.ki.com

Furnishing Knowledge®

Ordering COM, COL and COV
Information

Customer's Own Material ■

Specifications Form
September 2021

ADDITIONAL NOTES:
- Orders cannot go into production without the information listed at right.
- Attach memo sample to this approval sheet.
- If your order has been placed, list PO# _____
- The cost of the COM sample will be paid by the client.
- Even after preliminary approval, KI reserves the right to reject COM/COL if necessary when the quality is not satisfactory for the product to be upholstered. KI assumes no responsibility for its overall appearance, flammability, durability, color fastness or any other quality after upholstered on a KI product.

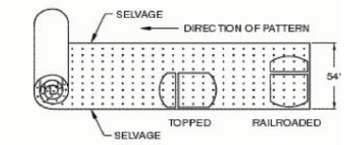

ALL COM MUST BE APPROVED.
Photocopy this form and submit with COM fabric for approval:

(This fabric approval is for the purpose of advising how to apply your COM fabric, verify yardage required, and suitability.)

YOUR COMPANY NAME_____

PHONE _____ FAX _____

Material Supplier_____

Material Name_____ Number _____

Material Color _____ Width _____

Vertical Repeat _____ Horizontal Repeat _____

Fiber Content _____

Direction Stripe/Pattern to be applied _____

COM TO BE USED ON THE FOLLOWING:

QTY	PRODUCT NAME/NUMBER
_____	_____
_____	_____
_____	_____
_____	_____
_____	_____

Ordering COM, COL and COV
Information

C.O.M. SHIPPING LOCATION

Architectural Walls
- Evoke ..... MN
- Genius Walls ..... MN

Casegoods
- Aristotle Tackboards ..... MN
- Likha Tackboards ..... MN

Classroom Furniture
- Intellect Wave Chairs ..... GB
- Learn2 ..... GB
- Ruckus ..... GB

Desking
- 700 Series Desking ..... KP
- Balance Overheads ..... MN
- Genesis Desking ..... MN
- True Desking ..... KP
- Universal Overheads ..... MN
- WorkZone Desking ..... MN

Files & Storage
- 700 Series Pedestal Cushion ..... GB
- Connection Zone Pads ..... BW
- U-Series Pedestal Cushion ..... GB
- Tattoo ..... BW

Fixed Seating
- Concerto Auditorium Seating ..... BW
- Single Pedestal Seating ..... GB
- Jury Base Seating ..... GB
- Lancaster Auditorium Seating ..... BW
- Sequence Seating ..... GB
- University Seating ..... GB

Panel Systems
- All Terrain ..... KP
- Balance Overheads ..... MN
- System 3000 ..... MN
- Universal Overheads ..... MN
- Wireworks ..... MN
- Unite ..... MN

Residence Hall Furniture
- RoomScape Furniture ..... MN

Screens
- All Terrain ..... KP
- Connection Zone ..... BW
- True/Volition ..... KP
- Genesis ..... KP
- Tattoo ..... MN
- Universal ..... BW

Seating
- 400 Series Folding Chairs ..... BW
- 600 Series Folding Chairs ..... BW
- 600 Series Stools ..... BW
- Affina Collection ..... HN
- Altus Task Chairs ..... GB
- Apply Stack Chairs ..... GB
- Auditorium Folding Chairs ..... BW
- Calida Lounge Seating ..... HN
- Diem Task Chairs ..... OM
- Doni Collection ..... GB
- FourC Seating ..... GB
- Gladly Lounge Seating ..... VQ
- Grazie Seating ..... GB
- Hiatus Sleeper Bench ..... HN
- Hub Modular Lounge Seating ..... HN
- Impress Task Chairs ..... OM
- Impress Ultra Task Chairs ..... OM
- Jessa Lounge Seating ..... HN
- Jubilee Lounge Seating ..... VQ
- Katera Guest Chair ..... GB
- Kurv Benches ..... HN
- LaResta Day Beds ..... HN
- LimeLite ..... GB
- Lyra Lounge Seating ..... HN
- Maestro Stack Chairs ..... GB
- Matrix Stack Chairs ..... GB
- Medical & Laboratory Stools ..... OM
- MyPlace Lounge Seating ..... HN
- MyWay Seating ..... HN
- Oath Task Chairs and Stools ..... GB
- Opt4 ..... GB
- Pilot Task Chairs ..... OM
- Promenade Seating System ..... BW
- Ruckus ..... GB
- Sela Lounge Seating ..... HN
- Sift Task Chairs ..... GB
- Signia Task Chairs and Stools ..... OM
- Soltice Metal Collection ..... HN
- Soltice Multiple, Healthcare & Guest ..... HN
- Soltice II Healthcare Seating ..... HN
- Strive Multiple, Stack & Task ..... GB
- Sway ..... BW
- Tattoo ..... HN
- Torsion-on-the-Go! Nesting Chairs ..... GB
- Torsion Air Stack and Task Seating ..... GB
- Zoetry ..... HN

KI Manufacturing Sites - Customer's Own Material Shipment Manufacturing Site Addresses

BW
KI Bonduel
Attn: COM Storage
204 West South St.
Bonduel, WI 54107

HN
KI High Point
Attn: COM Storage
217 Feld Avenue
High Point, NC 27263

MN
KI Manitowoc
Attn: COM Storage
1400 S. 41st St.
Manitowoc, WI 54220

VQ
KI
Attn: COM Fabrics
6892 Marlin Circle
La Palma, CA 90623

GB
KI Green Bay
Attn: COM Storage
1687 Westminster Drive - Gate 3
Green Bay, WI 54302

KP
KI Pembroke
Attn: COM Storage
1000 Olympic Dr.
Pembroke, Ontario K8A6X7

OM
KI
Attn: COM Storage
1110 S. Mildred Ave.
Ontario, CA 91761

© 2022 Krueger International Inc. All Rights reserved. Code KI-FF-000059/KI/PDF/0822

Jubilee™
General Information



Jubilee Lounge Chair
(JL271/NC and JL271/FC)



Jubilee Loveseat
(JL272/NC and JL272/FC)

General Dimensions		
Width	31.5”	54”
Depth	27”	27”
Height	31.5”	31.5”
Overall Dimensions		
Seat Width	22.5”	46”
Seat Depth	18”	18”
Seat Height	18”	18”

TECHNICAL SPECIFICATIONS

Interior Frame Construction

Interior frame and arms are constructed of $^{3}/_{4}$” thick, engineered hardwood. All inner frame components are CNC-machined (computer numerical control) to maintain accuracy of part dimensions and also to ensure that all connection joints are engineered to interlink with the other hardwood components. All joints are glued with poly vinyl acetate adhesive and further secured with $1^{3}/_{4}$” adhesive staples and 3” long #10 wood screws. The corner sections of the frame are reinforced with corner braces that are glued and screwed into position.

Seat Construction

The seat utilizes upholstery springs that are affixed to the seat’s machined-frame. A decking material is stapled over the springs to provide a barrier between the foam cushion and the structural components. The seat cushion is 5” thick high resilient (HR-36) and comprised of a 2.1 lb density, high-resilient polyurethane foam.

Back Construction

The inside back of the lounge unit utilizes upholstery straps that provide the contour of the inside back as well as supporting product comfort. Straps are covered with a webbing which allows separation from the foam cushion. The back foam is 2” thick high-resilient (180-24) polyurethane and comprised of 1.88 lb weight density that is shaped to the contour of the frame.

The outside portion of the unit utilizes the same webbing to maintain a smooth consistent shape around the perimeter. A 2” thick piece of polyurethane foam is glued to the webbing to form the padded interior.

Upholstery

Upholstery is available in non-contrasting or contrasting options on all models. When contrasting is chosen, the contrasting fabric will be applied to the seat cushion(s) as standard. A variety of KI In-Grades, Pallas, and COM/KOM materials have been approved for use on the Jubilee product line.

Legs

Legs are custom fabricated steel and are affixed to the plywood frame with hardened bolts (2 per leg) and threaded inserts. Steel legs are available in chrome, or a variety of KI standard paint colors.

Glides

All glides are adjustable with $^{1}/_{2}$” of adjustment. Glides can be selected in plastic, non-skid, or felt. The hardness of plastic glides with high-density polyethylene glide surface is 90-95 durometer, while the hardness of the non-skid, PVC glide surface is 85 durometer. Reference Jubilee Lounge Seating - Glide Selection Guidelines (KI-PG-000027) for information on glide selection.

Jubilee™
General Information

Electrical System Options

Byrne Mini-Tap® Power Module with 3-Prong Plug
Gladly lounge seating can be configured with optional Byrne Mini-Tap® power modules with 3-prong plug (a self-contained, UL listed single relocatable power tap). One 15-amp, 125 volt AC simplex receptacle and two 2.1-amp, 5 volt DC USB Type A connector ports (2.0 and 3.0 compatible, no data), provide connection for device charging or direct AC power. Byrne Mini-Tap power module is standard with 72" long, 14 AWG, 15-amp NEMA rated 3-conductor SJT cord with a three-prong grounded plug. Power modules available in black or white. Cord is black.

One Byrne Mini-Tap® power module with 3-prong plug is available per model, and may be configurable for front power outlets. Power is routed at the back of the lounge unit with plastic cord managers that mount directly into the wooden frame.

Compliance

This product has been tested according to the Business & Institutional Furniture Manufacturers Association (BIFMA) voluntary standards known as ANSI/BIFMA X5.4-2020 for Public and Lounge Seating, meeting or exceeding all applicable testing requirements of the standard.

This product meets third party certification for Indoor Air Quality as certified by SCS Global Services. The product meets all qualifications for Indoor Advantage Gold, the highest standard which conforms to the ANSI/BIFMA Furniture Emissions Standard (M7.1/X7.1-2011 R2016) and ANSI/BIFMA e3-2019 (Credits 7.6.1, 7.6.2) for seating parameters.

STATEMENT OF LINE

Jubilee Lounge Seating

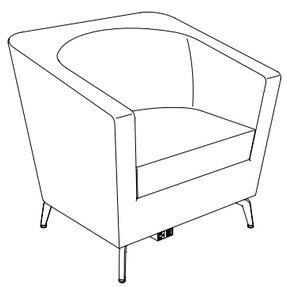

Lounge Chair
JL271



Loveseat
JL272

DIMENSIONS

Jubilee Lounge Chair

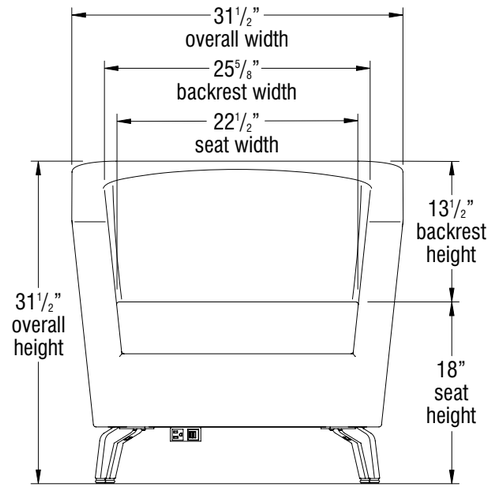

(front view)

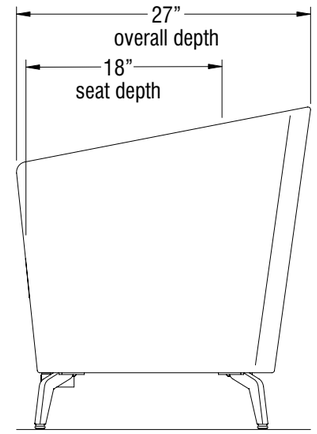

(side view)

Jubilee Loveseat

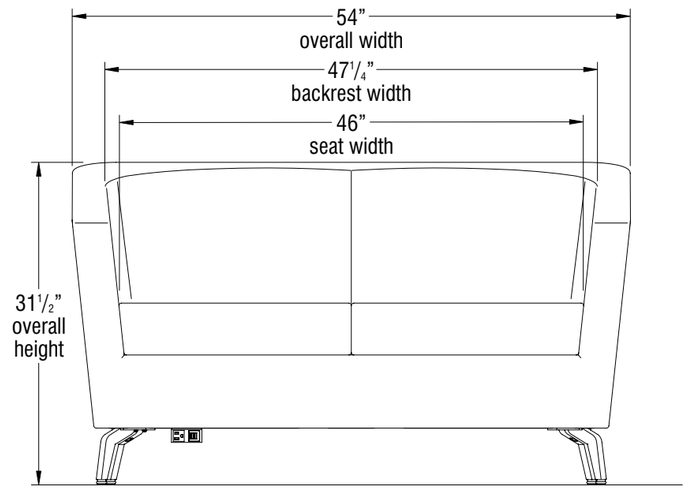

(front view)

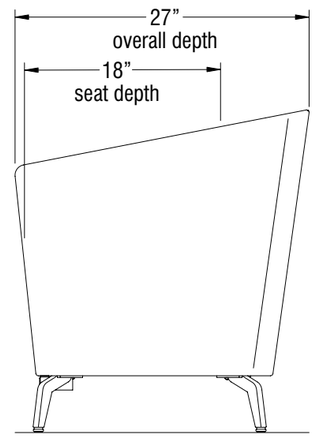

(side view)

Jubilee™
Product Color Options

Metal Leg Finish Color

Black	BL
Chrome	CH
Cottonwood	CO
Starlight Silver Metallic	SX

Jubilee™
Lounge Chair

Jubilee™
Lounge Chair

	MODEL	Features	MODEL NUMBER: Basic Model	Fire Code	Non-Contrast or Fabric Contrast 1	Fabric Contrast 2	Power Option	Glide Option	Leg Finish	Approx. Packaged Weight	Grade C.O.M.	Grade C	Grade D	Grade E & C.O.L.	Grade F	Grade G	Grade H	Grade I	Grade J	Grade K	Grade L Leather	Grade M Leather	TB133 add to list price
 JL27	**Jubilee Lounge Chair, Non-contrast** • Fully upholstered • Moderate footprint • Steel legs • All glide types are adjustable 1/2” • Field replaceable seat • Non-contrast COM: 4.5 yds Overall dimensions: • W=31.5” D=27” H=31.5” Seat dimension: • W=22.5” D=18” H=18”	Non-contrast	JL271/NC	□□□	□□		□□	□□□	□□	63.0#	$ 2282	$ 2486	$ 2539	$ 2603	$ 2646	$ 2732	$ 2817	$ 2938	$ 3138	$ 3352	$ 3566	$ 3994	$ 459
 JL27	**Jubilee Lounge Chair, Contrast** • Fully upholstered • Moderate footprint • Steel legs • All glide types are adjustable 1/2” • Field replaceable seat • Contrasting fabric featured on seat • Fabric contrast 1 (back/arm/base) COM: 3.5 yds • Fabric contrast 2 (seat) COM: 1 yd Overall dimensions: • W=31.5” D=27” H=31.5” Seat dimension: • W=22.5” D=18” H=18”	Contrast	JL271/FC	□□□	□□	□□□□	□□	□□□	□□	63.0#	$ 2436	$ 2643	$ 2698	$ 2763	$ 2807	$ 2895	$ 2982	$ 3107	$ 3311	$ 3531	$ 3750	$ 4188	$ 459
			Ⓐ	Ⓑ	Ⓒ	Ⓓ	Ⓔ	Ⓕ	Ⓖ														

HOW TO ORDER

Indicate the following information on order form:
1. Quantity of each item.
2. Model number, including options. See “How To Build a Model Number”.
3. Any special service required.

Note: • The □ indicates that a choice is required.
- The absence of the □ indicates that no choice is required.
- Alpha-numeric characters in place of □ indicate that no other alternatives are available.

HOW TO BUILD A MODEL NUMBER

Ⓐ Select basic model.

Ⓑ Select fire code.

NFR	- Compliance to TB 117-2013
FR	- Compliance to TB 133

See pricing column for TB133 upcharge.

Ⓒ Select non-contrast or fabric contrast 1.
Refer to **ki.com/fabrics**

Ⓓ Select fabric contrast 2.
Refer to **ki.com/fabrics**

Ⓔ Select power option and color.

NP	- No power
MPB	- Black Power Module; add $434
MPW	- White Power Module; add $434

Note: power module is located on left (when facing product), under seat, as standard

Ⓕ Select glide type.

GPL	- Plastic glides
GFT	- Felt glides; add $22
GND	- Non-skid glides; add $22

Ⓖ Select leg finish color.
Refer to the **Product Color Options** page in this price list.

SPECIAL SERVICES

Special Carton Marking

With specially marked information	N/C

Shipping

Ships **assembled, FOB La Palma, CA 90623, freight prepaid.** Freight class 175.

Specifications and prices are subject to change without prior notice.

Jubilee™
Loveseat

KI

Jubilee™
Loveseat

	MODEL	Features	MODEL NUMBER: Basic Model	Fire Code	Non-Contrast or Fabric Contrast 1	Fabric Contrast 2	Power Option	Glide Option	Leg Finish	Approx. Packaged Weight	Grade C.O.M.	Grade C	Grade D	Grade E & C.O.L.	Grade F	Grade G	Grade H	Grade I	Grade J	Grade K	Grade L Leather	Grade M Leather	TB133 add to list price
 JL27	**Jubilee Loveseat, Non-contrast** • Fully upholstered • 2-seat unit • Steel legs • All glide types are adjustable 1/2” • Field replaceable seats • Non-contrast COM: 6.25 yds Overall dimensions: • W=54” D=27” H=31.5” Seat dimension: • W=46” D=18” H=18”	Non-contrast	JL272/NC	□□□	□□		□□	□□□	□□	98.0#	$ 3267	$ 3565	$ 3643	$ 3738	$ 3800	$ 3926	$ 4051	$ 4229	$ 4523	$ 4836	$ 5151	$ 5779	$ 637
 JL27	**Jubilee Loveseat, Contrast** • Fully upholstered • 2-seat unit • Steel legs • All glide types are adjustable 1/2” • Field replaceable seats • Contrasting fabric featured on seats • Fabric contrast 1 (back/arm/base) COM: 4.5 yds • Fabric contrast 2 (seat) COM: 1.75 yds Overall dimensions: • W=54” D=27” H=31.5” Seat dimension: • W=46” D=18” H=18”	Contrast	JL272/FC	□□□	□□	□□□□	□□	□□□	□□	98.0#	$ 3402	$ 3700	$ 3779	$ 3873	$ 3936	$ 4061	$ 4187	$ 4365	$ 4658	$ 4973	$ 5286	$ 5914	$ 637
			Ⓐ	Ⓑ	Ⓒ	Ⓓ	Ⓔ	Ⓕ	Ⓖ														

HOW TO ORDER

Indicate the following information on order form:
1. Quantity of each item.
2. Model number, including options. See “How To Build a Model Number”.
3. Any special service required.

Note: • The □ indicates that a choice is required.
- The absence of the □ indicates that no choice is required.
- Alpha-numeric characters in place of □ indicate that no other alternatives are available.

HOW TO BUILD A MODEL NUMBER

Ⓐ Select basic model.

Ⓑ Select fire code.

NFR	- Compliance to TB 117-2013
FR	- Compliance to TB 133

See pricing column for TB133 upcharge.

Ⓒ Select non-contrast or fabric contrast 1.
Refer to **ki.com/fabrics**

Ⓓ Select fabric contrast 2.
Refer to **ki.com/fabrics**

Ⓔ Select power option and color.

NP	- No power
MPB	- Black Power Module; add $434
MPW	- White Power Module; add $434

Note: power module is located on left (when facing product), under seat, as standard

Ⓕ Select glide type.

GPL	- Plastic glides
GFT	- Felt glides; add $22
GND	- Non-skid glides; add $22

Ⓖ Select leg finish color.
Refer to the **Product Color Options** page in this price list.

SPECIAL SERVICES

Special Carton Marking

With specially marked information N/C

Shipping

Ships **assembled, FOB La Palma, CA 90623, freight prepaid.** Freight class 175.

Specifications and prices are subject to change without prior notice.

Jubilee™
Replacement Seats

Jubilee™
Replacement Seats

	MODEL	Features	MODEL NUMBER Basic Model (A)	Fire Code (B)	Fabric (C)	Approx. Packaged Weight	Grade C.O.M.	Grade C	Grade D	Grade E & C.O.L.	Grade F	Grade G	Grade H	Grade I	Grade J	Grade K	Grade L Leather	Grade M Leather	TB133 add to list price
JL27R	**Jubilee Lounge Chair Replacement Seat** • Field Replaceable • Basic Tools Required • COM: 1 yd		JLST	□□□	□□□□	15.0#	$ 612	$ 662	$ 675	$ 690	$ 701	$ 721	$ 743	$ 772	$ 821	$ 873	$ 925	$ 1030	$ 102
JL27R	**Jubilee Loveseat Replacement Seat** • Field Replaceable • Basic Tools Required • COM: 1 yd • Left or Right designation when standing in front and facing product	Left-facing	JLSTL	□□□	□□□□	15.0#	$ 612	$ 662	$ 675	$ 690	$ 701	$ 721	$ 743	$ 772	$ 821	$ 873	$ 925	$ 1030	$ 102
		Right-facing	JLSTR	□□□	□□□□	15.0#	612	662	675	690	701	721	743	772	821	873	925	1030	102

Ⓐ Ⓑ Ⓒ

HOW TO ORDER

Indicate the following information on order form:
1. Quantity of each item.
2. Model number, including options. See "How To Build a Model Number".
3. Any special service required.

Note: • The □ indicates that a choice is required.
- The absence of the □ indicates that no choice is required.
- Alpha-numeric characters in place of □ indicate that no other alternatives are available.

HOW TO BUILD A MODEL NUMBER

Ⓐ Select basic model.

Ⓑ Select fire code.

NFR	- Compliance to TB 117-2013
FR	- Compliance to TB 133

See pricing column for TB133 upcharge.

Ⓒ Select fabric.
Refer to **ki.com/fabrics**

SPECIAL SERVICES

Special Carton Marking

With specially marked information N/C

Shipping

Ships **assembled, FOB La Palma, CA 90623, freight prepaid.** Freight class 175.

Specifications and prices are subject to change without prior notice.

1330 Bellevue Street
P.O. Box 8100
Green Bay, WI 54308-8100
800.424.2432
ki.com

KI and Furnishing Knowledge are registered
trademarks of Krueger International, Inc.

© 2020 Krueger International, Inc.
All Rights Reserved.
Code KI-PLW-000512/KI/PDF



Furnishing Knowledge®

KATERA™ SEATING

PRICE LIST
January 8, 2020
Updated October 3, 2022

800.424.2432

Contents

Refer to KI Terms & Conditions document or visit ki.com.

Contents

Refer to KI Terms & Conditions document or visit ki.com.

Ordering COM, COL and COV

Information 3

Katera™

General Information 4

Katera™

Product Color Options 9
Stack and Guest Chairs 10
Transport Dolly 14
Stools 15

Ordering COM, COL and COV
Information

Ordering COM, COL and COV
Information

How to Specify C.O.M. Upholstery
Textile designs often have intricate patterns. Not all individuals will interpret fabric direction in the same manner.

As a standard procedure, KI cuts fabrics off the roll in a horizontal fashion as shown in Diagram A at the right. By cutting in this fashion, most waste is eliminated. Our requirements for yardage in this book are based on this type of cutting. When directional or patterned fabrics are used, they often require more yardage than solid colors.

By providing KI with a completely filled-out copy of the form on this page, we will be able to expedite your order. We find it particularly helpful with directional or patterned upholstery material. It is critical that copies of this form accompany test quantities as well as production quantities of C.O.M.

C.O.M. must be supplied in continuous yardage.

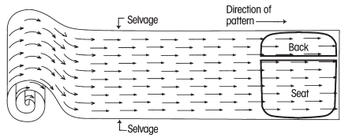

C.O.M., C.O.L. and C.O.V. Testing
KI will require for testing actual yardage to upholster one chair. The testing requirements depend on which chair you have selected on your order.

Test samples will be applied to the order and will be held for 6 months if needed. After 6 months, the sample can no longer be applied to your order. For all products to be tested, send test samples for approval to:

KI
Attn: C.O.M. Specialist
1687 Westminster Drive, Gate 3
Green Bay WI 54302

To expedite the procedure, attach a copy of the "C.O.M. Information Form" on this page.

All C.O.M., C.O.L. and C.O.V. must be labeled with the purchase order number.

C.O.M., C.O.L. and C.O.V. Production
Customer's fabrics and leathers must be approved prior to acceptance for production. Upon test approval, a 1' square sample swatch of upholstery material must accompany the order. KI assumes no responsibility for wear, defects or performance of customer's own fabrics, vinyl or leather. C.O.M., C.O.L. and C.O.V. orders are available on a deferred delivery basis.

Orders for production of C.O.M., C.O.L. and C.O.V. upholstered products are not scheduled for processing until upholstery material is received. Upon receipt, KI will provide an acknowledgement and an estimated shipping date.

KI recommends that leather be ordered in yardage. Leather must be usable. The outer edges cannot be calculated as square feet or yardage.

The C.O.M., C.O.L. and C.O.V. yardage requirements accompanying products in the pricing section are for 10 chairs/seats or less, 54" wide nondirectional material. On larger orders, less material is required.

For exact production yardage requirements, call 1-800-424-2432, ext. 2707.

C.O.M., C.O.L. and C.O.V. Order Processing
For products shipped from Green Bay, WI facility, ship upholstery material to:

KI
Attn: C.O.M. Storage
1687 Westminster Drive, Gate 3
Green Bay, WI 54302

T

For products shipped from Bonduel, WI facility, ship material to:

KI
Attn: C.O.M. Storage
204 West South Street
Bonduel, WI 54107

For products shipped from Ontario, CA facility, ship material to:

Avail/Impress/Kismet/Medical & Laboratory Stools/Pilot
Attn: C.O.M. Storage
1110 S. Mildred Ave.
Ontario, CA 91761

Intricate Patterns
In the event of specific requirements for positioning of intricate patterns or pattern repeats on seats and backrests, provide a sketch noting requirements, as in Diagram B, along with materials for testing, and with the order.

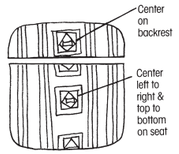

Diagram B

Treated Materials
If C.O.M. requires processing such as Scotchgard® or acrylic backing, it often shrinks. To prevent delays in delivery or back ordering due to shrinkage, please have your processor remeasure after processing and assure adequate yardage shipment.

Split Orders
If a portion of the shipment which does not require C.O.M., C.O.L. or C.O.M. applications is to be processed and shipped early, KI will enter the order immediately at your request. These split shipments are subject to minimum order changes.

Contact the C.O.M. Specialist at 1-800-424-2432, ext. 2707, with questions or to verify a split order.

Excess Upholstery Material
KI will dispose of excess upholstery material at the time of shipment unless expressly requested to return it with the product shipment.

Cancelled or Changed Orders
KI assumes no responsibility for extra C.O.M., C.O.L. or C.O.V. material due to a change of upholstery or cancellation of an order. It is the customer's responsibility to arrange for return of this material.

C.O.M., C.O.L and C.O.V. Information Form

A copy of this form should accompany test requests and production orders. Please fill it out completely, and, if your order has been acknowledged, provide the acknowledgement number.

Purchasing Agent (Dealer or buying organization)

Attention

Address

City State Zip

Project Name

Type of seating and number of units of each type

Please see information below and check the appropriate box.

☐ Submitted for testing.

Purchase Order Number

☐ Test approved. Submitted for production.

KI Acknowledgement Number

In all instances, send this form to the C.O.M. Specialist.

☐ A Selvage Top and Bottom



☐ B Selvage Side and Side



C.O.M. SHIPPING LOCATION

Architectural Walls
- Evoke ..... MN
- Genius Walls ..... MN

Casegoods
- Aristotle Tackboards ..... MN
- Likha Tackboards ..... MN

Classroom Furniture
- Intellect Wave Chairs ..... GB
- Learn2 ..... GB
- Ruckus ..... GB

Desking
- 700 Series Desking ..... KP
- Balance Overheads ..... MN
- Genesis Desking ..... MN
- True Desking ..... KP
- Universal Overheads ..... MN
- WorkZone Desking ..... MN

Files & Storage
- 700 Series Pedestal Cushion ..... GB
- Connection Zone Pads ..... BW
- U-Series Pedestal Cushion ..... GB
- Tattoo ..... BW

Fixed Seating
- Concerto Auditorium Seating ..... BW
- Single Pedestal Seating ..... GB
- Jury Base Seating ..... GB
- Lancaster Auditorium Seating ..... BW
- Sequence Seating ..... GB
- University Seating ..... GB

Panel Systems
- All Terrain ..... KP
- Balance Overheads ..... MN
- System 3000 ..... MN
- Universal Overheads ..... MN
- Wireworks ..... MN
- Unite ..... MN

Residence Hall Furniture
- RoomScape Furniture ..... MN

Screens
- All Terrain ..... KP
- Connection Zone ..... BW
- True/Volition ..... KP
- Genesis ..... KP
- Tattoo ..... MN
- Universal ..... BW

Seating
- 400 Series Folding Chairs ..... BW
- 600 Series Folding Chairs ..... BW
- 600 Series Stools ..... BW
- Affina Collection ..... HN
- Altus Task Chairs ..... GB
- Apply Stack Chairs ..... GB
- Auditorium Folding Chairs ..... BW
- Calida Lounge Seating ..... HN
- Diem Task Chairs ..... OM
- Doni Collection ..... GB
- FourC Seating ..... GB
- Gladly Lounge Seating ..... VQ
- Grazie Seating ..... GB
- Hiatus Sleeper Bench ..... HN
- Hub Modular Lounge Seating ..... HN
- Impress Task Chairs ..... OM
- Impress Ultra Task Chairs ..... OM
- Jessa Lounge Seating ..... HN
- Jubilee Lounge Seating ..... VQ
- Katera Guest Chair ..... GB
- Kurv Benches ..... HN
- LaResta Day Beds ..... HN
- LimeLite ..... GB
- Lyra Lounge Seating ..... HN
- Maestro Stack Chairs ..... GB
- Matrix Stack Chairs ..... GB
- Medical & Laboratory Stools ..... OM
- MyPlace Lounge Seating ..... HN
- MyWay Seating ..... HN
- Oath Task Chairs and Stools ..... GB
- Opt4 ..... GB
- Pilot Task Chairs ..... OM
- Promenade Seating System ..... BW
- Ruckus ..... GB
- Sela Lounge Seating ..... HN
- Sift Task Chairs ..... GB
- Signia Task Chairs and Stools ..... OM
- Soltice Metal Collection ..... HN
- Soltice Multiple, Healthcare & Guest ..... HN
- Soltice II Healthcare Seating ..... HN
- Strive Multiple, Stack & Task ..... GB
- Sway ..... BW
- Tattoo ..... HN
- Torsion-on-the-Go! Nesting Chairs ..... GB
- Torsion Air Stack and Task Seating ..... GB
- Zoetry ..... HN

KI Manufacturing Sites - Customer's Own Material Shipment Manufacturing Site Addresses

BW
KI Bonduel
Attn: COM Storage
204 West South St.
Bonduel, WI 54107

HN
KI High Point
Attn: COM Storage
217 Feld Avenue
High Point, NC 27263

MN
KI Manitowoc
Attn: COM Storage
1400 S. 41st St.
Manitowoc, WI 54220

VQ
KI
Attn: COM Fabrics
6892 Marlin Circle
La Palma, CA 90623

GB
KI Green Bay
Attn: COM Storage
1687 Westminster Drive - Gate 3
Green Bay, WI 54302

KP
KI Pembroke
Attn: COM Storage
1000 Olympic Dr.
Pembroke, Ontario K8A6X7

OM
KI
Attn: COM Storage
1110 S. Mildred Ave.
Ontario, CA 91761

© 2022 Krueger International Inc. All Rights reserved. Code KI-FF-000059/KI/PDF/0822



Four-Leg Armless Chair



Four-Leg Arm Chair



Transport Dolly

Features			
Stackable	•	•	
Poly, wood, upholstered seat, upholstered seat/back	•	•	
Ganger Option	•	•	
General Dimensions			
Seat width	16-1/2"	16-1/2"	
Seat depth	17-1/2"	17-1/2"	
Seat height (upholstered add 1/2")	17-3/4"	17-3/4"	
Overall Dimensions			
Width	18-3/4"	23"	23"
Depth	21-3/4"	21-3/4"	32"
Height	31-1/4"	31-1/4"	19"
Arms to Floor		26-3/4"	
Stacking on Dolly			
Overall Width	23"	24-1/2"	
Overall Depth	38"	38"	
Quantity/height-poly	12 Chairs/60-1/2" High	12 Chairs/62" High	
Quantity/height-upholstered	6 Chairs/43" High	6 Chairs/47" High	
Stacking on Floor			
Width	23"	24-1/2"	
Depth	30"	30"	
Quantity/height-poly	6 Chairs/41" High	6 Chairs/41" High	
Quantity/height-upholstered	3 Chairs/37" High	3 Chairs/37" High	



Four-Leg Armless Cafe Stool, 24" Height



Four-Leg Cafe Stool with Arms, 24" Height



Four-Leg Armless Cafe Stool, 30" Height



Four-Leg Cafe Stool with Arms, 30" Height

Features				
Stackable				
Poly, wood, upholstered seat, upholstered seat/back	•	•	•	•
Ganger Option				
General Dimensions				
Seat width	16-1/2"	16-1/2"	16-1/2"	16-1/2"
Seat depth	17-1/2"	17-1/2"	17-1/2"	17-1/2"
Seat height (upholstered add 1")	24"	24"	30"	30"
Overall Dimensions				
Width	18-3/4"	23"	18-3/4"	23"
Depth	23-3/4"	23-3/4"	23-3/4"	23-3/4"
Height	38"	38"	44"	44"
Arms to Floor		33-1/4"		39-1/4"

INFORMATION

C.O.M. Testing and Production Requirements
Not all materials are suitable for upholstering this product. A 1 yd. x 54" sample must be submitted and approved prior to acceptance of an order. If the fabric is directional in pattern or weave, the direction must be indicated on the submitted sample, and additional yardage may be requested.

Test sample must be sent to:

KI
Attn: C.O.M. Storage
1687 Westminster Drive - Gate 3
Green Bay, WI 54302

Fabric Disclaimer
Fabric will be applied as swatched by the fabric manufacturer. Fabric that is required to be applied differently than is swatched will need a Product Modification Request written specifying the direction the fabric is to be applied.

INFORMATION

Warranty
Refer to KI Terms & Conditions document or visit ki.com

Katera™
General Information

subtle curves and sophisticated style



A. Backrest and seat are designed to follow the curves of the human body, creating built-in contours that fit the user.
B. Seat and back available in polypropylene, wood or upholstered.
C. Waterfall front seat edge eliminates pressure points for a long-term sit.
D. Frame is powdercoated steel or chrome for high strength.
E. Arms are polypropylene/glass-reinforced material with a steel insert for maximum strength and support for the user.
F. Arm design provides an open feel and additional room for users of all size.
G. Polypropylene glide is level with the floor to reduce wear. Available in black to complement any design.
H. Retractable ganger mounts to underside of chair frame. Gangs with arms or armless. Field installable.
I. Cafe stools available in 24" and 30" seat heights.

Chair stacks 12-high on dolly and 6-high on floor for easy storage and quick access. Stacks with arms or armless. *Stools do not stack.*

Tested to 350 pound weight rating. 15-year warranty.

Poly Seat & Backrest
The seat and backrest are injected in polypropylene copolymer with 15% foam. The seat and back each include four locations for attachment to the chair frame.

Wood Seat & Backrest
Wood seat and backrest are molded Beech plywood. The seat and back are stained to KI standard specification, then varnished with a UV polyurethane containing and color fading protectant. The seat and back each include four locations for attachment to the chair frame.

Optional Upholstered Seat & Back
Seat foam is molded to a nominal 15 mm thickness, attached to an injection-molded polypropylene liner board, then upholstered using a draw string process. Back foam is a nominal 5 mm thickness and is attached to an injection-molded polypropylene liner. The liner and foam are then inserted into an upholstered cover and secured with heat activated glue. The upholstered backs are finished on the lower edge with a black zipper. Attachment method for the upholstered seat and back is the same for poly seats and backs.

4-Leg Frames
Legs frames are made from 1.9 mm thick tubular D-shaped ($^{3}/_{4}$" x 1") steel. Steel wire and U-channels form the crossmembers. All joints are welded. Aluminum support brackets are inserted in the rear legs and allow the backrest of the chair to be secured. The support bracket hardware is concealed by a polypropylene cap, color matched to the frame paint. When chrome is selected, the caps will be chromed metal.

Café Stool Frames
Café Stool models are available in 4-leg frames, and in 24" and 30" seat heights. Frames are equipped with a reinforcing footring made of 17 mm diameter tube, which is welded to the tubular frame and open in the back. Stool models do not stack.

Frame Finishes
Frames are finished in either powder-coat paint, or bright nickel-chrome plating. The aluminum back supports are painted to match the frame color and will be polished when chrome plating is chosen.

Arms
Optional armrests are available. The armrests are injection-molded glass-reinforced polypropylene matching the frame finish (when frame finish is Chrome, arm color will need to be specified). The front of the arms include a steel insert for greater strength and method of attachment. The front part of the arms are inserted into the front legs of the chair and secured with screws. The rear part of the arms are inserted into the aluminum backrest support and secured with screws.

Glides
The leg tubes are capped with D-shaped ($^{7}/_{8}$" x $1\,^{1}/_{8}$") polypropylene end cap glides where legs meet the floor. The four caps are different, depending on the leg in which they are inserted, due to the different shape of each leg. Each cap is numbered and includes notches to differentiate their placement. Cap color is always black. Optional felt glides are the same construction as the polypropylene end caps, but include felt plugs where the cap meets the floor. Polypropylene and felt glides are available on both 4-leg and café stool frames.

Gangers
Optional gangers are available. Gangers are retractable, made of chrome-plated steel wire and are mounted to the underside of the chair frame. Gangers are not available on stool frames.

Transport Dolly
Frame construction is welded tubular steel with black powder-coated finish and 5" wheels (two swivel and two fixed). All chair styles stack twelve high on a dolly and six high on the floor. Stool models do not stack.

Katera 4-Leg Armless Chairs



Poly
Armless



Upholstered
Armless

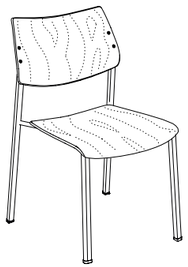

Wood
Armless

Katera 4-Leg Armchairs



Poly
Armchair



Upholstered
Armchair

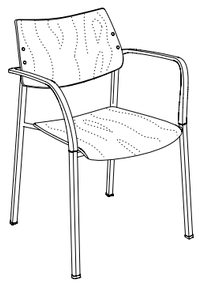

Wood
Armchair

Katera 4-Leg Armless Chair

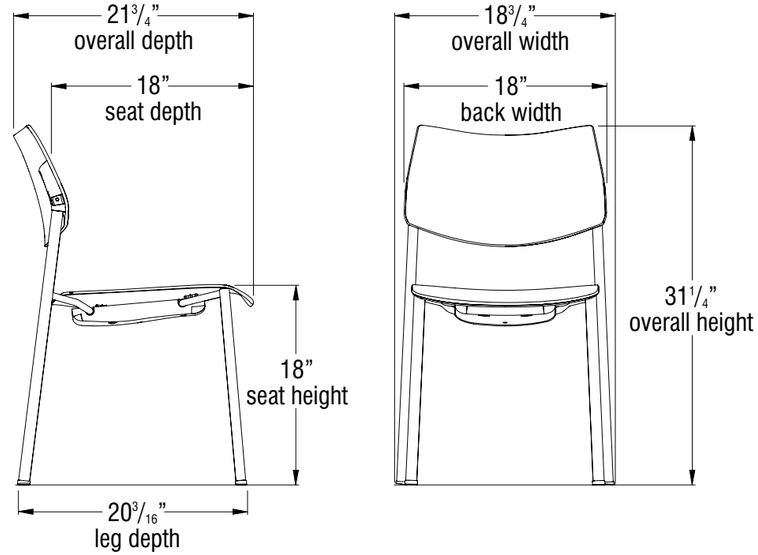

Katera 4-Leg Armchair

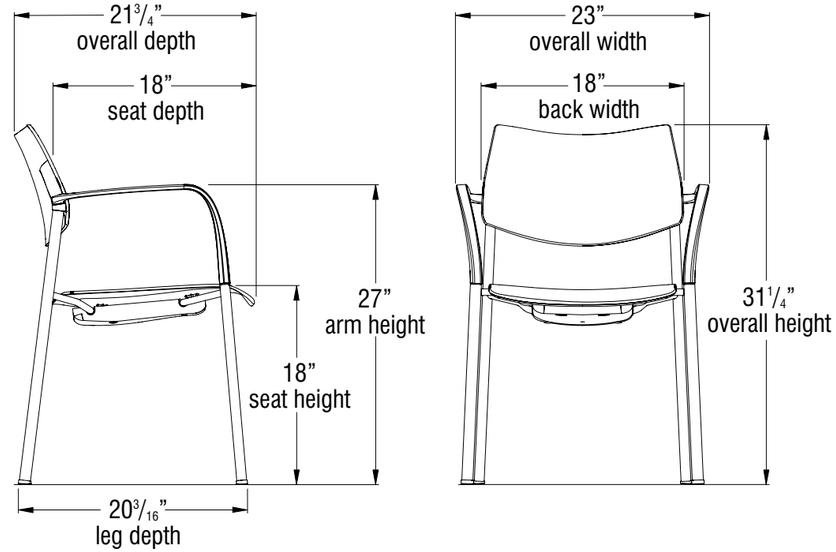

Katera™
General Information

Katera 4-Leg 24” High Armless Café Stools



KT410024



KT420024



KT430024

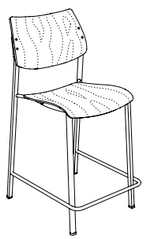

KT4W0024

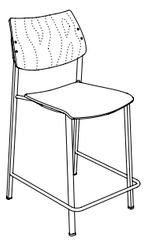

KT4V0024

Katera 4-Leg 24” High Café Stools with Arms



KT411124



KT421124



KT431124



KT4W1124



KT4V1124

Katera 4-Leg 24” High Armless Café Stool

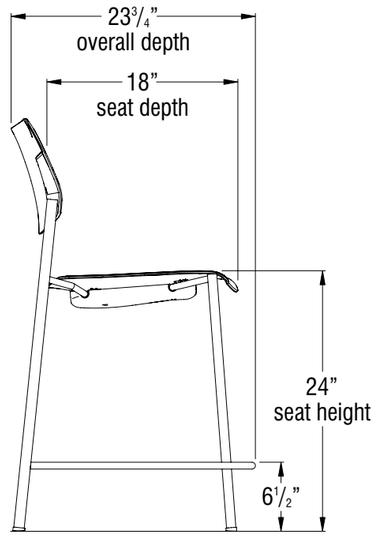

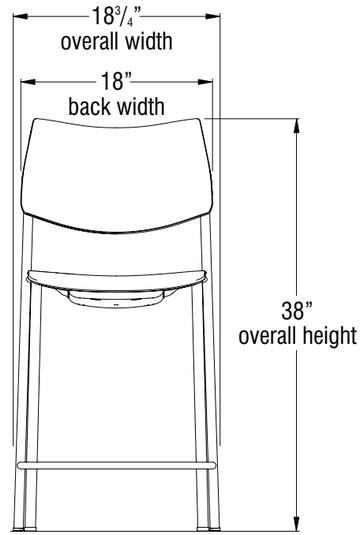

Katera 4-Leg 24” High Café Stool with Arms

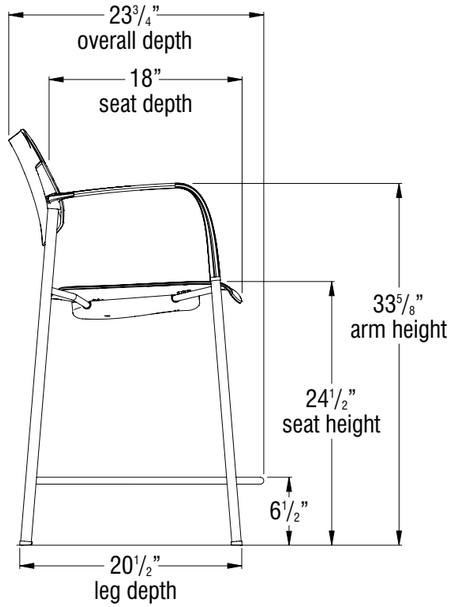

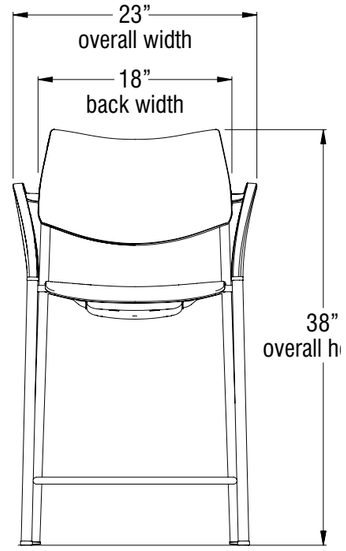

Katera 4-Leg 30” High Armless Café Stools



KT410030



KT420030



KT430030



KT4W0024



KT4V0030

Katera 4-Leg 30” High Armless Café Stool

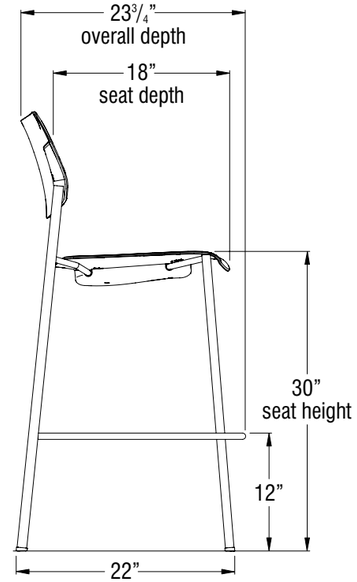

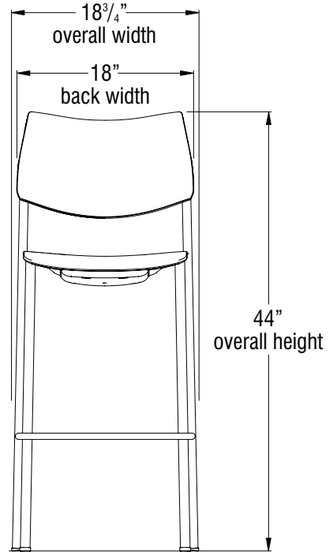

Katera 4-Leg 30” High Café Stools with Arms



KT411130



KT421130



KT431130



KT4W1130



KT4V1130

Katera 4-Leg 30” High Café Stool with Arms

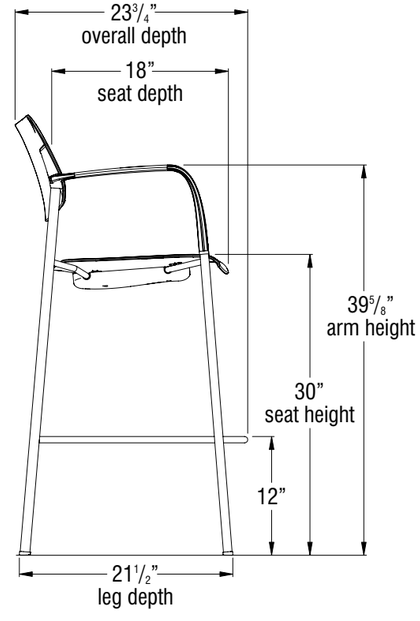

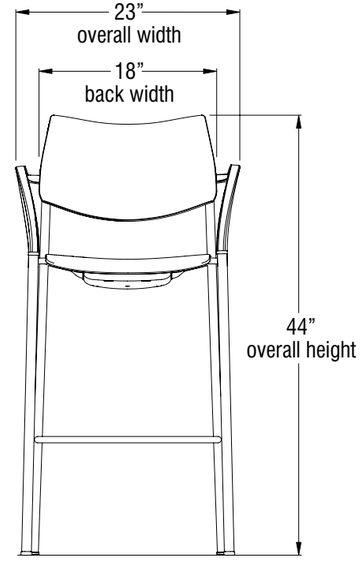

Katera™
Product Color Options

Seat and Back Color - Polypropylene
Non Flame-Retardant and Flame-Retardant

Black	PBL
Chocolate	PCT
Cool Grey	PCG
Cottonwood	PCO
Poppy Red	PPR
Sky Blue	PSK
Warm Grey	PWG

Seat and Back Finish - Wood

Cherry Storm on Beech	BCX
Cinnamon on Beech	BCN
Cocoa on Beech	BCA
Eclypse Black on Beech	BEB
Florence Walnut on Beech	BFC
Monticello Maple on Beech	BMT
Natural on Beech	BNA
River Cherry on Beech	BRY

Frame/Leg/Arm Finish

Black	BL
Chocolate	CT
Chrome	CH
Cool Grey	CG
Cottonwood	CO
Poppy Red	PR
Sky Blue	SK
Warm Grey	WG

Frame/Leg Only Finish

Chrome	CH

Katera is not available with a chrome or polished aluminum arm.
When a chrome frame is specified, an additional arm color selection is required.

Katera™
Stack and Guest Chairs

Katera™
Stack and Guest Chairs

	MODEL	Features	MODEL NUMBER: Basic Model	Fire Code (A)	Poly Seat/ Back Color (B)	Frame/Leg Finish (C)	Glide Option (D)	Upholstery Color (E)	Approx. Packaged Weight	Delivered Pricing	Delivered Pricing Fabric Grade 1 & C.O.M.	Delivered Pricing Fabric Grade 2	Delivered Pricing Fabric Grade 3 & Group 2V Vinyl	Delivered Pricing Pallas Fabric Group P0	Delivered Pricing Pallas Fabric Group P1	Delivered Pricing Pallas Fabric Group P2	Delivered Pricing Pallas Fabric Group P3
	**Four-Leg Armless Chair with Glides** • Polypropylene or upholstered seat and/ or back • Frame available in powdercoat steel or chrome • Polypropylene glide is level with floor. Available in black. • Stacks 12 high (6 high w/uph) on dolly • Stacks 6 high (3 high w/uph) on floor • Tested to 350 pound weight rating	Poly Seat/Back	KT1100	□□□	□□□	□□	□□□		21.0#	$ 458							
KT11		Uph Seat/Poly Back	KT1200	□□□	□□□	□□	□□□	□□□□□	21.0#	N/A	502	523	535	570	603	631	643
KT12		Uph Seat/Back	KT1300	□□□		□□	□□□	□□□□□	21.0#	N/A	617	637	648	684	717	744	757
KT13																	
	**Four-Leg Armless Chair with Glides, Ganging** • Ganger mounts to underside of frame • Ganger is retractable • Ganger is field installable • Ganger is made of chrome-plated steel wire	Poly Seat/Back	KTH100	□□□	□□□	□□	□□□		21.0#	$ 535							
KTH1		Uph Seat/Poly Back	KTH200	□□□	□□□	□□	□□□	□□□□□	21.0#	N/A	579	599	611	646	680	707	719
KTH2		Uph Seat/Back	KTH300	□□□		□□	□□□	□□□□□	21.0#	N/A	693	714	724	760	794	821	834
KTH3																	

HOW TO ORDER

Indicate the following information on order form:
1. Quantity of each item.
2. Model number, including options. See “How To Build a Model Number”.
3. Any special service required.

Note: • The □ indicates that a choice is required.
- The absence of the □ indicates that no choice is required.
- Alpha-numeric characters in place of □ indicate that no other alternatives are available.

HOW TO BUILD A MODEL NUMBER

A Select basic model.

B Select fire code.

NFR	- Compliance to TB 117-2013
FR	- Compliance to TB 133

See Upholstery Information for TB133 upcharge.

C Select poly seat/back color.
Refer to the **Product Color Options** page in this price list.

D Select frame/leg finish.
Refer to the **Product Color Options** page in this price list.

E Select glide option.

GFT	- Felt glides
GPL	- Plastic glides

F Select upholstery grade/color.
Refer to **ki.com/fabrics**

INFORMATION

California TB133 Fire Safety Code

For California Technical Bulletin 133 compliant models, add the following upcharge.

Model=Polypropylene
Added List Price=$13

Model=Upholstered Seat/Poly Back
Added List Price=$65

Model=Upholstered Seat and Back
Added List Price=$97

UPHOLSTERY INFORMATION

C.O.M. Upholstery

C.O.M. requirement for less than ten chairs is 1 yard of 54” wide nondirectional fabric. For ten or more chairs with an upholstered seat and back, the requirement is 3/4 yards. For an upholstered seat only, the requirement is 1/2 yards. For complete information on ordering C.O.M. see “Ordering C.O.M., C.O.V. and C.O.L.” section.

SPECIAL SERVICES

Special Carton Marking

With specially marked information	N/C

Shipping

Ships **assembled, FOB Green Bay, WI 54302, freight prepaid.** Freight class 125.

Specifications and prices are subject to change without prior notice.

Katera™
Stack and Guest Chairs

Katera™
Stack and Guest Chairs

	MODEL	Features	MODEL NUMBER: Basic Model	Fire Code	Poly Seat/ Back Color	Frame/ Leg/Arm Finish	Arm Finish (Chrome Frame Only)	Glide Option	Upholstery Color	Approx. Packaged Weight	Delivered Pricing	Delivered Pricing Fabric Grade 1 & C.O.M.	Delivered Pricing Fabric Grade 2	Delivered Pricing Fabric Grade 3 & Group 2V Vinyl	Delivered Pricing Pallas Fabric Group P0	Delivered Pricing Pallas Fabric Group P1	Delivered Pricing Pallas Fabric Group P2	Delivered Pricing Pallas Fabric Group P3
	**Four-Leg Arm Chair with Glides** • Polypropylene or upholstered seat and/ or back • Frame available in powdercoat steel or chrome • Arm in polypropylene/glass-reinforced material with steel insert • Arm matches frame/leg color, except for chrome. Chrome frame requires arm color selection • Polypropylene glide is level with floor. Available in black • Stacks 12 high (6 high w/uph) on dolly • Stacks 6 high (3 high w/uph) on floor • Tested to 350 pound weight rating	Poly Seat/Back	KT1111	□□□	□□□	□□	□□□	□□□		21.0#	$ 566							
		Uph Seat/Poly Back	KT1211	□□□	□□□	□□	□□□	□□□	□□□□□	21.0#	N/A	612	632	643	678	712	740	751
		Uph Seat/Back	KT1311	□□□		□□	□□□	□□□	□□□□□	21.0#	N/A	685	705	716	751	785	812	824
KT11 KT12 KT13																		
	**Four-Leg Arm Chair with Glides, Ganging** • Ganger mounts to underside of frame • Ganger is retractable • Ganger is field installable • Ganger is made of chrome-plated steel wire	Poly Seat/Back	KTH111	□□□	□□□	□□	□□□	□□□		21.0#	$ 643							
		Uph Seat/Poly Back	KTH211	□□□	□□□	□□	□□□	□□□	□□□□□	21.0#	N/A	689	708	719	756	788	815	828
		Uph Seat/Back	KTH311	□□□		□□	□□□	□□□	□□□□□	21.0#	N/A	761	782	793	828	862	889	901
KTH1 KTH2 KTH3																		

Ⓐ Ⓑ Ⓒ Ⓓ Ⓔ Ⓕ Ⓖ

HOW TO ORDER

Indicate the following information on order form:
1. Quantity of each item.
2. Model number, including options. See “How To Build a Model Number”.
3. Any special service required.

Note: • The □ indicates that a choice is required.
- The absence of the □ indicates that no choice is required.
- Alpha-numeric characters in place of □ indicate that no other alternatives are available.

HOW TO BUILD A MODEL NUMBER

Ⓐ Select basic model.

Ⓑ Select fire code.
See Upholstery Information for TB133 upcharge.

Ⓒ Select poly seat/back color.
Refer to the **Product Color Options** page in this price list.

Ⓓ Select frame/leg/arm finish.
Refer to the **Product Color Options** page in this price list.
If chrome frame is selected, arm color selection is required.

Ⓔ Select arm finish (on chrome frame only).
Refer to the **Product Color Options** page in this price list.
Select only on chrome frame models.

Ⓕ Select glide option.

GFT	- Felt glides
GPL	- Plastic glides

Ⓖ Select upholstery grade/color.
Refer to **ki.com/fabrics**

INFORMATION

Californina TB133 Fire Safety Code

For California Technical Bulletin 133 compliant models, add the following upcharge.

Model=Polypropylene
Added List Price=$13

Model=Upholstered Seat/Poly Back
Added List Price=$65

Model=Upholstered Seat and Back
Added List Price=$97

UPHOLSTERY INFORMATION

C.O.M. Upholstery

C.O.M. requirement for less than ten chairs is 1 yard of 54” wide nondirectional fabric. For ten or more chairs with an upholstered seat and back, the requirement is 3/4 yards. For an upholstered seat only, the requirement is 1/2 yards. For complete information on ordering C.O.M. see “Ordering C.O.M., C.O.V. and C.O.L.” section.

SPECIAL SERVICES

Special Carton Marking

With specially marked information	N/C

Shipping

Ships **assembled, FOB Green Bay, WI 54302, freight prepaid.** Freight class 125.

Specifications and prices are subject to change without prior notice.

Katera™
Stack and Guest Chairs

Katera™
Stack and Guest Chairs

	MODEL	Features	MODEL NUMBER: Basic Model (A)	Fire Code (B)	Wood Finish (C)	Frame/Leg Finish (D)	Glide Option (E)	Upholstery Color (F)	Approx. Packaged Weight	Delivered Pricing	Delivered Pricing Fabric Grade 1 & C.O.M.	Delivered Pricing Fabric Grade 2	Delivered Pricing Fabric Grade 3 & Group 2V Vinyl	Delivered Pricing Pallas Fabric Group P0	Delivered Pricing Pallas Fabric Group P1	Delivered Pricing Pallas Fabric Group P2	Delivered Pricing Pallas Fabric Group P3
 KT1W KT1V	**Four-Leg Wood Armless Chair with Glides** • Wood seat and back with optional upholstered seat • Frame available in powdercoat steel or chrome • Polypropylene glide is level with floor. Available in black • Stacks 12 high (6 high w/uph) on dolly • Stacks 6 high (3 high w/uph) on floor • Tested to 350 pound weight rating	Wood Seat/Back	KT1W00		□□□□	□□	□□□		21.0#	$ 758							
		Uph Seat/Wood Back	KT1V00	NFR	□□□□	□□	□□□	□□□□□	21.0#	N/A	804	823	835	870	904	931	943
 KTHW KTHV	**Four-Leg Wood Armless Chair with Glides, Ganging** • Ganger mounts to underside of frame • Ganger is retractable • Ganger is field installable • Ganger is made of chrome-plated steel wire	Wood Seat/Back	KTHW00		□□□□	□□	□□□		21.0#	$ 835							
		Uph Seat/Wood Back	KTHV00	NFR	□□□□	□□	□□□	□□□□□	21.0#	N/A	880	900	912	946	981	1008	1020

Ⓐ Ⓑ Ⓒ Ⓓ Ⓔ Ⓕ

HOW TO ORDER

Indicate the following information on order form:
1. Quantity of each item.
2. Model number, including options. See “How To Build a Model Number”.
3. Any special service required.

Note: • The □ indicates that a choice is required.
• The absence of the □ indicates that no choice is required.
• Alpha-numeric characters in place of □ indicate that no other alternatives are available.

HOW TO BUILD A MODEL NUMBER

Ⓐ Select basic model.

Ⓑ Select fire code.

NFR	- Compliance to TB 117-2013

Ⓒ Select wood finish.
Refer to the **Product Color Options** page in this price list.

Ⓓ Select frame/leg finish.
Refer to the **Product Color Options** page in this price list.

Ⓔ Select glide option.

GFT	- Felt glides
GPL	- Plastic glides

Ⓕ Select upholstery grade/color.
Refer to **ki.com/fabrics**

INFORMATION

Californina TB133 Fire Safety Code

For California Technical Bulletin 133 compliant models, add the following upcharge.

Model=Polypropylene
Added List Price=$13

Model=Upholstered Seat/Poly Back
Added List Price=$65

Model=Upholstered Seat and Back
Added List Price=$97

UPHOLSTERY INFORMATION

C.O.M. Upholstery

C.O.M. requirement for less than ten chairs is 1 yard of 54” wide nondirectional fabric. For ten or more chairs with an upholstered seat and back, the requirement is 3/4 yards. For an upholstered seat only, the requirement is 1/2 yards. For complete information on ordering C.O.M. see “Ordering C.O.M., C.O.V. and C.O.L.” section.

SPECIAL SERVICES

Special Carton Marking

With specially marked information	N/C

Shipping

Ships **assembled, FOB Green Bay, WI 54302, freight prepaid.** Freight class 125.

Specifications and prices are subject to change without prior notice.

Katera™
Stack and Guest Chairs

Katera™
Stack and Guest Chairs

	MODEL	Features	MODEL NUMBER: Basic Model (A)	Fire Code (B)	Wood Finish (C)	Frame/ Leg/Arm Finish (D)	Arm Finish (Chrome Frame Only) (E)	Glide Option (F)	Upholstery Color (G)	Approx. Packaged Weight	Delivered Pricing	Delivered Pricing Fabric Grade 1 & C.O.M.	Delivered Pricing Fabric Grade 2	Delivered Pricing Fabric Grade 3 & Group 2V Vinyl	Delivered Pricing Pallas Fabric Group P0	Delivered Pricing Pallas Fabric Group P1	Delivered Pricing Pallas Fabric Group P2	Delivered Pricing Pallas Fabric Group P3
 KT1W KT1V	**Four-Leg Wood Arm Chair with Glides** • Wood seat and back with optional upholstered seat • Frame available in powdercoat steel or chrome • Arm in polypropylene/glass-reinforced material with steel insert • Arm matches frame/leg color, except for chrome. Chrome frame requires arm color selection • Polypropylene glide is level with floor. Available in black • Stacks 12 high (6 high w/uph) on dolly • Stacks 6 high (3 high w/uph) on floor • Tested to 350 pound weight rating	Wood Seat/Back	KT1W11		□□□□	□□	□□□	□□□		21.0#	$ 866							
		Uph Seat/Wood Back	KT1V11	NFR	□□□□	□□	□□□	□□□	□□□□□	21.0#	N/A	913	932	943	980	1012	1039	1052
 KTHW KTHV	**Four-Leg Wood Arm Chair with Glides, Ganging** • Ganger mounts to underside of frame • Ganger is retractable • Ganger is field installable • Ganger is made of chrome-plated steel wire	Wood Seat/Back	KTHW11		□□□□	□□	□□□	□□□		21.0#	$ 943							
		Uph Seat/Wood Back	KTHV11	NFR	□□□□	□□	□□□	□□□	□□□□□	21.0#	N/A	989	1009	1020	1056	1089	1116	1129
					Ⓒ	Ⓓ	Ⓔ	Ⓕ	Ⓖ									

HOW TO ORDER

Indicate the following information on order form:
1. Quantity of each item.
2. Model number, including options. See “How To Build a Model Number”.
3. Any special service required.

Note: • The □ indicates that a choice is required.
- The absence of the □ indicates that no choice is required.
- Alpha-numeric characters in place of □ indicate that no other alternatives are available.

HOW TO BUILD A MODEL NUMBER

Ⓐ Select basic model.

Ⓑ Select fire code.

NFR	- Compliance to TB 117-2013

Ⓒ Select wood finish.
Refer to the **Product Color Options** page in this price list.

Ⓓ Select frame/leg/arm finish.
Refer to the **Product Color Options** page in this price list.
If chrome frame is selected, arm color selection is required.

Ⓔ Select arm finish (on chrome frame only).
Refer to the **Product Color Options** page in this price list.
Select only on chrome frame models.

Ⓕ Select glide option.

GFT	- Felt glides
GPL	- Plastic glides

Ⓖ Select upholstery grade/color.
Refer to **ki.com/fabrics**

INFORMATION

California TB133 Fire Safety Code

For California Technical Bulletin 133 compliant models, add the following upcharge.

Model=Polypropylene
Added List Price=$13

Model=Upholstered Seat/Poly Back
Added List Price=$65

Model=Upholstered Seat and Back
Added List Price=$97

UPHOLSTERY INFORMATION

C.O.M. Upholstery

C.O.M. requirement for less than ten chairs is 1 yard of 54” wide nondirectional fabric. For ten or more chairs with an upholstered seat and back, the requirement is 3/4 yards. For an upholstered seat only, the requirement is 1/2 yards. For complete information on ordering C.O.M. see “Ordering C.O.M., C.O.V. and C.O.L.” section.

SPECIAL SERVICES

Special Carton Marking

With specially marked information	N/C

Shipping

Ships **assembled, FOB Green Bay, WI 54302, freight prepaid.** Freight class 125.

Specifications and prices are subject to change without prior notice.

Katera™
Transport Dolly

Katera™
Transport Dolly

	MODEL	MODEL NUMBER Basic Model	Approx. Packaged Weight	Delivered Pricing
 HRDPT	**Transport Dolly** • Can accomdate up to 12 chairs • Easy maneuverability with 5” casters: two fixed, two swivel • Black powder-coated finish	KCD.BL	31.0#	$ 491
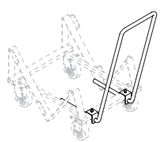 HRDPT	**Universal Dolly Handle** • Field installable • Provides convenient handle for relocating dolly when empty or loaded • Overall dolly height with handle is 37”	UDH.BL	8.0#	$ 199
		Ⓐ		

HOW TO ORDER

Indicate the following information on order form:
1. Quantity of each item.
2. Model number, including options. See “How To Build a Model Number”.
3. Any special service required.

Note: • The ☐ indicates that a choice is required.
- The absence of the ☐ indicates that no choice is required.
- Alpha-numeric characters in place of ☐ indicate that no other alternatives are available.

HOW TO BUILD A MODEL NUMBER

Ⓐ Select basic model.

SPECIAL SERVICES

Special Carton Marking

With specially marked information	N/C

Shipping

Ships **assembled, FOB Green Bay, WI 54302, freight prepaid.** Freight class 125.

Specifications and prices are subject to change without prior notice.

Katera™
Stools

	MODEL	Features	MODEL NUMBER: Basic Model	Fire Code	Poly Seat/ Back Color	Frame/ Leg/Arm Finish	Arm Finish (Chrome Frame Only)	Glide Option	Upholstery Color	Approx. Packaged Weight	Delivered Pricing	Delivered Pricing Fabric Grade 1 & C.O.M.	Delivered Pricing Fabric Grade 2	Delivered Pricing Fabric Grade 3 & Group 2V Vinyl	Delivered Pricing Pallas Fabric Group P0	Delivered Pricing Pallas Fabric Group P1	Delivered Pricing Pallas Fabric Group P2	Delivered Pricing Pallas Fabric Group P3
	**Four-Leg Armless Cafe Stools with Glides, 24" Height** • Polypropylene or upholstered seat and/ or back • Frame available in powdercoat steel or chrome • Polypropylene glide is level with floor. Available in black • Tested to 350 pound weight rating • 24" H stool specified for use with 36" H tables • Stool does not stack	Poly Seat/Back	KT410024	□□□	□□□	□□		□□□		30.0#	$ 741							
		Uph Seat/Poly Back	KT420024	□□□	□□□	□□		□□□	□□□□□	30.0#	N/A	786	807	816	853	887	914	926
		Uph Seat/Back	KT430024	□□□		□□		□□□	□□□□□	30.0#	N/A	900	919	931	967	999	1028	1039
KT41 KT42 KT43																		
	**Four-Leg Cafe Stool with Arm and Glides, 24" Height** • Polypropylene or upholstered seat and/ or back • Frame available in powdercoat steel or chrome • Polypropylene glide is level with floor. Available in black • Arm in polypropylene/glass-reinforced material with steel insert • Arm matches frame/leg color, except for chrome. Chrome frame requires arm color selection • Tested to 350 pound weight rating • 24" H stool specified for use with 36" H tables • Stool does not stack	Poly Seat/Back	KT411124	□□□	□□□	□□	□□□	□□□		30.0#	$ 849							
		Uph Seat/Poly Back	KT421124	□□□	□□□	□□	□□□	□□□	□□□□□	30.0#	N/A	894	915	926	962	995	1022	1035
		Uph Seat/Back	KT431124	□□□		□□	□□□	□□□	□□□□□	30.0#	N/A	968	988	998	1035	1068	1095	1108
KT41 KT42 KT43																		

Ⓐ Ⓑ Ⓒ Ⓓ Ⓔ Ⓕ Ⓖ

HOW TO ORDER

Indicate the following information on order form:
1. Quantity of each item.
2. Model number, including options. See "How To Build a Model Number".
3. Any special service required.

Note: • The □ indicates that a choice is required.
- The absence of the □ indicates that no choice is required.
- Alpha-numeric characters in place of □ indicate that no other alternatives are available.

HOW TO BUILD A MODEL NUMBER

Ⓐ Select basic model.

Ⓑ Select fire code.

NFR	- Compliance to TB 117-2013
FR	- Compliance to TB 133

See Upholstery Information for TB133 upcharge.

Ⓒ Select poly seat/back color.
Refer to the **Product Color Options** page in this price list.

Ⓓ Select frame/leg/arm finish.
Refer to the **Product Color Options** page in this price list.
If chrome frame is selected, arm color selection is required.

Ⓔ Select arm finish (on chrome frame only).
Refer to the **Product Color Options** page in this price list.
Select only on chrome frame models.

Ⓕ Select glide option.

GFT	- Felt glides
GPL	- Plastic glides

Ⓖ Select upholstery grade/color.
Refer to **ki.com/fabrics**

INFORMATION

Californina TB133 Fire Safety Code

For California Technical Bulletin 133 compliant models, add the following upcharge.

Model=Polypropylene
Added List Price=$13

Model=Upholstered Seat/Poly Back
Added List Price=$65

Model=Upholstered Seat and Back
Added List Price=$97

UPHOLSTERY INFORMATION

C.O.M. Upholstery

C.O.M. requirement for less than ten chairs is 1 yard of 54" wide nondirectional fabric. For ten or more chairs with an upholstered seat and back, the requirement is 3/4 yards. For an upholstered seat only, the requirement is 1/2 yards. For complete information on ordering C.O.M. see "Ordering C.O.M., C.O.V. and C.O.L." section.

SPECIAL SERVICES

Special Carton Marking

With specially marked information	N/C

Shipping

Ships **assembled, FOB Green Bay, WI 54302, freight prepaid.** Freight class 125.

Specifications and prices are subject to change without prior notice.

Katera™
Stools

	MODEL	Features	MODEL NUMBER: Basic Model	Fire Code	Poly Seat/ Back Color	Frame/ Leg/Arm Finish	Arm Finish (Chrome Frame Only)	Glide Option	Upholstery Color	Approx. Packaged Weight	Delivered Pricing	Delivered Pricing Fabric Grade 1 & C.O.M.	Delivered Pricing Fabric Grade 2	Delivered Pricing Fabric Grade 3 & Group 2V Vinyl	Delivered Pricing Pallas Fabric Group P0	Delivered Pricing Pallas Fabric Group P1	Delivered Pricing Pallas Fabric Group P2	Delivered Pricing Pallas Fabric Group P3
 KT41 KT42 KT43	**Four-Leg Armless Cafe Stools with Glides, 30" Height** • Polypropylene or upholstered seat and/ or back • Frame available in powdercoat steel or chrome • Polypropylene glide is level with floor. Available in black • Tested to 350 pound weight rating • 30" H stool specified for use with 42" H tables • Stool does not stack	Poly Seat/Back	KT410030	□□□	□□□	□□		□□□		35.0#	$ 741							
		Uph Seat/Poly Back	KT420030	□□□	□□□	□□		□□□	□□□□□	35.0#	N/A	786	807	816	853	887	914	926
		Uph Seat/Back	KT430030	□□□		□□		□□□	□□□□□	35.0#	N/A	900	919	931	967	999	1028	1039
 KT41 KT42 KT43	**Four-Leg Cafe Stools with Arm and Glides, 30" Height** • Polypropylene or upholstered seat and/ or back • Frame available in powdercoat steel or chrome • Polypropylene glide is level with floor. Available in black • Arm in polypropylene/glass-reinforced material with steel insert • Arm matches frame/leg color, except for chrome. Chrome frame requires arm color selection • Tested to 350 pound weight rating • 30" H stool specified for use with 42" H tables • Stool does not stack	Poly Seat/Back	KT411130	□□□	□□□	□□	□□□	□□□		35.0#	$ 849							
		Uph Seat/Poly Back	KT421130	□□□	□□□	□□	□□□	□□□	□□□□□	35.0#	N/A	894	915	926	962	995	1022	1035
		Uph Seat/Back	KT431130	□□□		□□	□□□	□□□	□□□□□	35.0#	N/A	968	988	998	1035	1068	1095	1108

Ⓐ Ⓑ Ⓒ Ⓓ Ⓔ Ⓕ Ⓖ

HOW TO ORDER

Indicate the following information on order form:
1. Quantity of each item.
2. Model number, including options. See "How To Build a Model Number".
3. Any special service required.

Note: • The □ indicates that a choice is required.
- The absence of the □ indicates that no choice is required.
- Alpha-numeric characters in place of □ indicate that no other alternatives are available.

HOW TO BUILD A MODEL NUMBER

Ⓐ Select basic model.

Ⓑ Select fire code.

NFR	- Compliance to TB 117-2013
FR	- Compliance to TB 133

See Upholstery Information for TB133 upcharge.

Ⓒ Select poly seat/back color.
Refer to the **Product Color Options** page in this price list.

Ⓓ Select frame/leg/arm finish.
Refer to the **Product Color Options** page in this price list.
If chrome frame is selected, arm color selection is required.

Ⓔ Select arm finish (on chrome frame only).
Refer to the **Product Color Options** page in this price list.
Select only on chrome frame models.

Ⓕ Select glide option.

GFT	- Felt glides
GPL	- Plastic glides

Ⓖ Select upholstery grade/color.
Refer to **ki.com/fabrics**

INFORMATION

Californina TB133 Fire Safety Code

For California Technical Bulletin 133 compliant models, add the following upcharge.

Model=Polypropylene
Added List Price=$13

Model=Upholstered Seat/Poly Back
Added List Price=$65

Model=Upholstered Seat and Back
Added List Price=$97

UPHOLSTERY INFORMATION

C.O.M. Upholstery

C.O.M. requirement for less than ten chairs is 1 yard of 54" wide nondirectional fabric. For ten or more chairs with an upholstered seat and back, the requirement is 3/4 yards. For an upholstered seat only, the requirement is 1/2 yards. For complete information on ordering C.O.M. see "Ordering C.O.M., C.O.V. and C.O.L." section.

SPECIAL SERVICES

Special Carton Marking

With specially marked information	N/C

Shipping

Ships **assembled, FOB Green Bay, WI 54302, freight prepaid.** Freight class 125.

Specifications and prices are subject to change without prior notice.

Katera™
Stools

	MODEL	Features	MODEL NUMBER: Basic Model	Fire Code	Wood Finish	Frame/ Leg/Arm Finish	Arm Finish (Chrome Frame Only)	Glide Option	Upholstery Color	Approx. Packaged Weight	Delivered Pricing	Delivered Pricing Fabric Grade 1 & C.O.M.	Delivered Pricing Fabric Grade 2	Delivered Pricing Fabric Grade 3 & Group 2V Vinyl	Delivered Pricing Pallas Fabric Group P0	Delivered Pricing Pallas Fabric Group P1	Delivered Pricing Pallas Fabric Group P2	Delivered Pricing Pallas Fabric Group P3
 KT4W KT4V	**Four-Leg Wood Armless Cafe Stools with Glides, 24" Height** • Wood seat and back with optional upholstered seat • Frame available in powdercoat steel or chrome • Polypropylene glide is level with floor. Available in black • Tested to 350 pound weight rating • 24" H stool specified for use with 36" H tables • Stool does not stack	Wood Seat/Back	KT4W0024		□□□□	□□		□□□		30.0#	$ 1041							
		Uph Seat/Wood Back	KT4V0024	NFR	□□□□	□□		□□□	□□□□□	30.0#	N/A	1086	1107	1117	1153	1187	1214	1227
 KT4W KT4V	**Four-Leg Wood Cafe Stools with Arm and Glides, 24" Height** • Wood seat and back with optional upholstered seat • Frame available in powdercoat steel or chrome • Polypropylene glide is level with floor. Available in black • Arm in polypropylene/glass-reinforced material with steel insert • Arm matches frame/leg color, except for chrome. Chrome frame requires arm color selection • Tested to 350 pound weight rating • 24" H stool specified for use with 36" H tables • Stool does not stack	Wood Seat/Back	KT4W1124		□□□□	□□	□□□	□□□		30.0#	$ 1150							
		Uph Seat/Wood Back	KT4V1124	NFR	□□□□	□□	□□□	□□□	□□□□□	30.0#	N/A	1194	1215	1227	1261	1295	1323	1335

Ⓐ Ⓑ Ⓒ Ⓓ Ⓔ Ⓕ Ⓖ

HOW TO ORDER

Indicate the following information on order form:
1. Quantity of each item.
2. Model number, including options. See "How To Build a Model Number".
3. Any special service required.

Note: • The □ indicates that a choice is required.
• The absence of the □ indicates that no choice is required.
• Alpha-numeric characters in place of □ indicate that no other alternatives are available.

HOW TO BUILD A MODEL NUMBER

Ⓐ Select basic model.

Ⓑ Select fire code.
NFR - Compliance to TB 117-2013

Ⓒ Select wood finish.
Refer to the **Product Color Options** page in this price list.

Ⓓ Select frame/leg/arm finish.
Refer to the **Product Color Options** page in this price list.
If chrome frame is selected, arm color selection is required.

Ⓔ Select arm finish (on chrome frame only).
Refer to the **Product Color Options** page in this price list.
Select only on chrome frame models.

Ⓕ Select glide option.
GFT - Felt glides
GPL - Plastic glides

Ⓖ Select upholstery grade/color.
Refer to **ki.com/fabrics**

INFORMATION

California TB133 Fire Safety Code

For California Technical Bulletin 133 compliant models, add the following upcharge.

Model=Polypropylene
Added List Price=$13

Model=Upholstered Seat/Poly Back
Added List Price=$65

Model=Upholstered Seat and Back
Added List Price=$97

UPHOLSTERY INFORMATION

C.O.M. Upholstery

C.O.M. requirement for less than ten chairs is 1 yard of 54" wide nondirectional fabric. For ten or more chairs with an upholstered seat and back, the requirement is 3/4 yards. For an upholstered seat only, the requirement is 1/2 yards. For complete information on ordering C.O.M. see "Ordering C.O.M., C.O.V. and C.O.L." section.

SPECIAL SERVICES

Special Carton Marking

With specially marked information N/C

Shipping

Ships **assembled, FOB Green Bay, WI 54302, freight prepaid.** Freight class 125.

Specifications and prices are subject to change without prior notice.

Katera™
Stools

	MODEL	Features	MODEL NUMBER: Basic Model	Fire Code	Wood Finish	Frame/ Leg/Arm Finish	Arm Finish (Chrome Frame Only)	Glide Option	Upholstery Color	Approx. Packaged Weight	Delivered Pricing	Delivered Pricing Fabric Grade 1 & C.O.M.	Delivered Pricing Fabric Grade 2	Delivered Pricing Fabric Grade 3 & Group 2V Vinyl	Delivered Pricing Pallas Fabric Group P0	Delivered Pricing Pallas Fabric Group P1	Delivered Pricing Pallas Fabric Group P2	Delivered Pricing Pallas Fabric Group P3
 KT4W KT4V	**Four-Leg Wood Armless Cafe Stools with Glides, 30" Height** • Wood seat and back with optional upholstered seat • Frame available in powdercoat steel or chrome • Polypropylene glide is level with floor. Available in black • Tested to 350 pound weight rating • 30" H stool specified for use with 42" H tables • Stool does not stack	Wood Seat/Back	KT4W0030		□□□□	□□		□□□		35.0#	$ 1041							
		Uph Seat/Wood Back	KT4V0030	NFR	□□□□	□□		□□□	□□□□□	35.0#	N/A	1086	1107	1117	1153	1187	1214	1227
 KT4W KT4V	**Four-Leg Wood Cafe Stools with Arm and Glides, 30" Height** • Wood seat and back with optional upholstered seat • Frame available in powdercoat steel or chrome • Polypropylene glide is level with floor. Available in black • Arm in polypropylene/glass-reinforced material with steel insert • Arm matches frame/leg color, except for chrome. Chrome frame requires arm color selection • Tested to 350 pound weight rating • 30" H stool specified for use with 42" H tables • Stool does not stack	Wood Seat/Back	KT4W1130		□□□□	□□	□□□	□□□		35.0#	$ 1150							
		Uph Seat/Wood Back	KT4V1130	NFR	□□□□	□□	□□□	□□□	□□□□□	35.0#	N/A	1194	1215	1227	1261	1295	1323	1335
			Ⓐ		Ⓑ	Ⓓ	Ⓔ	Ⓕ	Ⓖ									

HOW TO ORDER

Indicate the following information on order form:
1. Quantity of each item.
2. Model number, including options. See "How To Build a Model Number".
3. Any special service required.

Note: • The □ indicates that a choice is required.
• The absence of the □ indicates that no choice is required.
• Alpha-numeric characters in place of □ indicate that no other alternatives are available.

HOW TO BUILD A MODEL NUMBER

Ⓐ Select basic model.

Ⓑ Select fire code.

NFR	- Compliance to TB 117-2013

Ⓒ Select wood finish.
Refer to the **Product Color Options** page in this price list.

Ⓓ Select frame/leg/arm finish.
Refer to the **Product Color Options** page in this price list.
If chrome frame is selected, arm color selection is required.

Ⓔ Select arm finish (on chrome frame only).
Refer to the **Product Color Options** page in this price list.
Select only on chrome frame models.

Ⓕ Select glide option.

GFT	- Felt glides
GPL	- Plastic glides

Ⓖ Select upholstery grade/color.
Refer to **ki.com/fabrics**

INFORMATION

California TB133 Fire Safety Code

For California Technical Bulletin 133 compliant models, add the following upcharge.

Model=Polypropylene
Added List Price=$13

Model=Upholstered Seat/Poly Back
Added List Price=$65

Model=Upholstered Seat and Back
Added List Price=$97

UPHOLSTERY INFORMATION

C.O.M. Upholstery

C.O.M. requirement for less than ten chairs is 1 yard of 54" wide nondirectional fabric. For ten or more chairs with an upholstered seat and back, the requirement is 3/4 yards. For an upholstered seat only, the requirement is 1/2 yards. For complete information on ordering C.O.M. see "Ordering C.O.M., C.O.V. and C.O.L." section.

SPECIAL SERVICES

Special Carton Marking

With specially marked information N/C

Shipping

Ships **assembled, FOB Green Bay, WI 54302, freight prepaid.** Freight class 125.

Specifications and prices are subject to change without prior notice.

1330 Bellevue Street
P.O. Box 8100
Green Bay, WI 54308-8100
800.424.2432
ki.com

KI and Furnishing Knowledge are registered trademarks of Krueger International, Inc.

© 2020 Krueger International, Inc.
All Rights Reserved.
Code KI-PLW-000079/KI/PDF



Furnishing Knowledge®

KI INGRADE FABRICS

PRICE LIST
April 24, 2019
Updated October 3, 2022

800.424.2432

KI Ingrade Fabric Selections
Upholstery Fabric

KI Ingrade Fabric Selections
Upholstery Fabric

Ordering Fabric Cards and Memo Samples

KI-XXXXX indicates the part number to order the fabric card.

MS-XXX(X)-XXX(X) indicates the part number to order memo samples.

Visit KI.com/literature to order fabric cards and memo samples for KI ingrade fabrics.

All pricing is Delivered List pricing.

Fabric Disclaimer
Fabric will be applied as swatched by the fabric manufacturer. Fabric that is required to be applied differently than is swatched will need a Product Modification Request written specifying the direction the fabric is to be applied.

Grade 1 or C Upholstery Fabric

Crosswalk	Lit #KI-FF-000250	$63/yd List
MS-1LBL	Blue Lagoon	1LBL
MS-1LBZ	Blaze	1LBZ
MS-1LCM	Crimson	1LCM
MS-1LFG	Fatigue	1LFG
MS-1LIV	Ivy	1LIV
MS-1LLM	Lithium	1LLM
MS-1LOX	Onyx	1LOX
MS-1LSB	Sable	1LSB
MS-1LTP	Taupe	1LTP
MS-1LTQ	Turquoise	1LTQ

Metropolis	Lit #KI-FF-000248	$63/yd List
MS-1MAZ	Asure	1MAZ
MS-1MDB	Dark Blue	1MDB
MS-1MHE	Hearthstone	1MHE
MS-1MIC	Icicle	1MIC
MS-1MJD	Jade	1MJD
MS-1MRT	Root	1MRT
MS-1MSG	Slate Grey	1MSG
MS-1MSH	Shadow	1MSH
MS-1MSM	Stream	1MSM
MS-1MSP	Spice	1MSP
MS-1MSW	Steel Wool	1MSW

Skyline	Lit #KI-FF-000117	$63/yd List
MS-SKY-BA	Bermuda	1KBA
MS-SKY-BN	Black	1KBN
MS-SKY-CA	Cocoa	1KCA
MS-SKY-GE	Grape	1KGE
MS-SKY-IN	Iron	1KIN
MS-SKY-LE	Lime	1KLE
MS-SKY-MN	Melon	1KMN
MS-SKY-MT	Midnight	1KMT
MS-SKY-RR	Red Pepper	1KRR
MS-SKY-SG	Sterling	1KSG
MS-SKY-TY	Taffy	1KTY

Zone	Lit #KI-32528	$63/yd List
MS-ZON-BR	Brown Sugar	1ZBR
MS-ZON-CE	Coffee	1ZCE
MS-ZON-CN	Cordovan	1ZCN
MS-ZON-EN	Evergreen	1ZEN
MS-ZON-HE	Haze	1ZHE
MS-ZON-JE	Jade	1ZJE
MS-ZON-PK	Peacock	1ZPK
MS-ZON-SL	Steel	1ZSL

Grade 2 or C Upholstery Fabric

Crestal		$89/yd List
MS-2CBH	Beach	2CBH
MS-2CBT	Bittersweet	2CBT
MS-2CCE	Chocolate	2CCE
MS-2CIK	Ink	2CIK
MS-2CMW	Meadow	2CMW
MS-2CMT	Midnight	2CMT
MS-2CMK	Mink	2CMK
MS-2CPY	Putty	2CPY
MS-2CRY	Ruby	2CRY
MS-2CSG	Sterling	2CSG
MS-2CTE	Taupe	2CTE
MS-2CTL	Tide Pool	2CTL

Eider Down		$89/yd List
MS-2WAH	Ash	2WAH
MS-2WAO	Avocado	2WAO
MS-2WBA	Balsa	2WBA
MS-2WBK	Black	2WBK
MS-2WBY	Blueberry	2WBY
MS-2WCL	Camel	2WCL
MS-2WCH	Charcoal	2WCH
MS-2WCY	Cherry	2WCY
MS-2WCR	Copper	2WCR
MS-2WDM	Denim	2WDM
MS-2WMY	Mulberry	2WMY
MS-2WOE	Ocean Blue	2WOE
MS-2WSY	Silver Gray	2WSY
MS-2WSA	Soda	2WSA
MS-2WTE	Taupe	2WTE

Grade 2 or D Upholstery Fabric

Needlepoint		$89/yd List
MS-2NBG	Basting	2NBG
MS-2NBN	Bobbin	2NBN
MS-2NCL	Crewel	2NCL
MS-2NNK	Needlework	2NNK
MS-2NSM	Seam	2NSM
MS-2NSS	Shears	2NSS
MS-2NTR	Tailor	2NTR
MS-2NTE	Thimble	2NTE
MS-2NTD	Thread	2NTD

Parquet	Lit #KI-32406	$89/yd List
MS-PAR-AE	Alpine	2QAE
MS-PAR-BT	Bittersweet	2QBT
MS-PAR-CE	Carbon Date	2QCE
MS-PAR-CS	Chamois	2QCS
MS-PAR-LT	Limelight	2QLT
MS-PAR-MY	Mercury	2QMY
MS-PAR-NL	Nautical	2QNL
MS-PAR-SA	Sepia	2QSA

Grade 2 or E Upholstery Fabric

Spindle	Lit #KI-32381	$89/yd List
MS-SPL-BH	Birch	2IBH
MS-SPL-BC	Blue Nordic	2IBC
MS-SPL-BK	Black Ink	2IBK
MS-SPL-DY	Dove Grey	2IDY
MS-SPL-HD	Heritage Red	2IHD
MS-SPL-VT	Verdant	2IVT
MS-SPL-WL	Waterfall	2IWL

KI Ingrade Fabric Selections
Upholstery Fabric

KI Ingrade Fabric Selections
Upholstery Fabric

Grade I - High Point Only Upholstery Fabric

Classic Impression Lit #KI-32431	$225/yd List
Black	1294
Black Rose	1278
Blueberry	1276
Butter	1282
Chestnut	1274
Claret	1293
Dune	1272
Eggshell	1295
Evergreen	1291
Khaki	1283
Mocha	1286
Oak	1281
Saddle	1296
Storm	1279
Truffle	1275
Winesap	1280

Classic Impression 100% nylon leather look-a-like.

Voussier	Lit #KI-32432	$225/yd List
Butter Rum		1501
Camel		1502
Deep Green		1503
Grey		1504
Hazelnut		1505
Indigo		1506
Mahogany		1507
Stallion		1508

Voussier 100% nylon leather look-a-like.

Minimum order for fabric 1 yard. Minimum order for leather is 1 hide (approximately 50 sq. ft).

Grade 1 Vertical Surface Fabric

Basis	Lit #KI-32385	$43/yd List
MS-BAS-AT	Allagash Mist	B1AT
MS-BAS-CV	Cave	B1CV
MS-BAS-BR	Belmont Silver	B1BR
MS-BAS-KE	Kennebec Blue	B1KE
MS-BAS-PM	Platinum	B1PM
MS-BAS-SR	Sherman Pewter	B1SR

Calculation	Lit #KI-32387	$43/yd List
MS-CAL-AH	Ash	C1AH
MS-CAL-BY	Boysenberry	C1BY
MS-CAL-CE	Charcoal Melange	C1CE
MS-CAL-CM	Cream	C1CM
MS-CAL-HR	Heather	C1HR
MS-CAL-TO	Tobacco	C1TO

Prism	Lit #KI-FF-000254	$43/yd List
MS-P1CL	Cloud	P1CL
MS-P1CM	Cement	P1CM
MS-P1LT	Latte	P1LT
MS-P1LN	Linen	P1LN
MS-P1SD	Sand	P1SD
MS-P1SE	Sea	P1SE
MS-P1SK	Sky	P1SK

Theorum	Lit #KI-FF-000252	$43/yd List
MS-T1BT	Butter	T1BT
MS-T1HV	Harvest	T1HV
MS-T1KH	Khaki	T1KH
MS-T1KW	Kiwi	T1KW
MS-T1LN	Linen	T1LN
MS-T1PW	Powder	T1PW
MS-T1SH	Sherbert	T1SH
MS-T1SK	Sky	T1SK
MS-T1SW	Snow	T1SN

Grade 1 Vertical Surface Fabric

Spectrum	Lit #KI-32546	$43/yd List
MS-SPE-AA	Angora	S2AA
MS-S2AD	Asteroid	S2AD
MS-S2BH	Birch	S2BH
MS-S2EC	Eucalyptus	S2EC
MS-SPE-FL	Fossil	S2FL
MS-SPE-GM	Geranium	S2GM
MS-SPE-GE	Graphite	S2GE
MS-SPE-GS	Goose	S2GS
MS-S2SL	Slate	S2SL
MS-SPE-SW	Straw	S2SW
MS-SPE-VA	Vanilla	S2VA
MS-SPE-WL	Waterfall	S2WL

Grade 2 Vertical Surface Fabric

Axiom	Lit #KI-32542	$46/yd List
MS-AXI-BH	Birch	A2BH
MS-AXI-DD	Driftwood	A2DD
MS-AXI-GE	Graphite	A2GE
MS-AXI-MC	Metallic	A2MC
MS-AXI-SW	Sparrow	A2SW
MS-AXI-TN	Tin	A2TN

Fractal	Lit #KI-FF-000046	$46/yd List
MS-F2BR	Butter Rum	F2BR
MS-F2CC	Coconut	F2CC
MS-F2FG	Foggy	F2FG
MS-F2HY	Husky	F2HY
MS-F2NP	Neptune	F2NP
MS-F2RS	Rocket Ship	F2RS
MS-F2SG	Seagull	F2SG
MS-F2SQ	Smokey Quartz	F2SQ
MS-F2SW	Swan	F2SW

Finish Cards
View color swatches for items listed within this document.

Paints **Wood/Veneer** **Molded Edges** **Hard Plastics**
Plastics/Poly **Laminates** **Edge Styles** **Glass**

Certain options referenced may not be available on GSA Schedule.

KI Ingrade Fabric Selections
Upholstery Fabric

KI Ingrade Fabric Selections
Upholstery Fabric

Grade 1V
Vinyl

Poco	Lit # KI-FF-000341	$26/yd List
MS-VPBL	Blue	VPBL
MS-VPRD	Red	VPRD
MS-VPST	Sterling	VPST
MS-VPWL	Wallaby	VPWL
MS-VPWH	White	VPWH

Grade 2V or E
Vinyl

Beadwork	Lit #KI-FF-000295	$107/yd List
MS-VBAA	Alaska	VBAA
MS-VBAG	Aegean	VBAG
MS-VBCL	Coral	VBCL
MS-VBDD	Driftwood	VBDD
MS-VBDT	Desert	VBDT
MS-VBGD	Goldenrod	VBGD
MS-VBRS	Rose	VBRS
MS-VBSG	Sage	VBSG
MS-VBSK	Sky	VBSK
MS-VBSP	Sapphire	VBSP
MS-VBTH	Thunder	VBTH
MS-VBVA	Vanilla	VBVA
MS-VBVN	Viridian	VBVN
MS-VBWA	Wisteria	VBWA

Lineate	Lit #KI-FF-000305	$107/yd List
MS-VLAT	Atlantic	VLAT
MS-VLCH	Charcoal	VLCH
MS-VLCN	Crimson	VLCN
MS-VLCR	Clover	VLCR
MS-VLED	Emerald	VLED
MS-VLES	Espresso	VLES
MS-VLGE	Graphite	VLGE
MS-VLJR	Jasper	VLJR
MS-VLMD	Mustard	VLMD
MS-VLMT	Midnight	VLMT
MS-VLOV	Olive	VLOV
MS-VLPK	Peacock	VLPK
MS-VLPW	Pewter	VLPW
MS-VLRY	Ruby	VLRY

Grade 2V or E
Vinyl

Umbel		$107/yd List
MS-VUAN	Antelope	VUAN
MS-VUBC	Black	VUBC
MS-VUBN	Bone	VUBN
MS-VUBX	Bordeaux	VUBX
MS-VUBR	Brick Red	VUBR
MS-VUCM	Camel	VUCM
MS-VUCR	Carotene	VUCR
MS-VUCW	Cashew	VUCW
MS-VUCH	Charcoal	VUCH
MS-VUCI	Cinnamon	VUCI
MS-VUEL	Elephant	VUEL
MS-VUES	Expresso	VUES
MS-VUFW	Fawn	VUFW
MS-VUFG	Fog	VUFG
MS-VUIG	Indigo	VUIG
MS-VULG	Luggage	VULG
MS-VUMG	Mahogany	VUMG
MS-VUML	Mallard	VUML
MS-VUMT	Molten	VUMT
MS-VUNY	Navy	VUNY
MS-VUOC	Ochre	VUOC
MS-VUPD	Paradise	VUPD
MS-VUPT	Patina	VUPT
MS-VUPW	Pewter	VUPW
MS-VUPY	Putty	VUPY
MS-VUSN	Sangre	VUSN
MS-VUSS	Sassafras	VUSS
MS-VUSM	Storm	VUSM
MS-VUTF	Truffle	VUTF
MS-VUZT	Zest	VUZT

Zizania		$107/yd List
MS-VZBO	Brilliant Orange	VZBO
MS-VZBR	Bronze	VZBR
MS-VZCL	Caramel	VZCL
MS-VZCA	Carbon	VZCA
MS-VZCN	Caribbean	VZCN
MS-VZCV	Cordovan	VZCV
MS-VZFT	Fiesta	VZFT
MS-VZFG	Fog	VZFG
MS-VZIG	Indigo	VZIG
MS-VZJV	Java	VZJV
MS-VZLV	Lava	VZLV
MS-VZMT	Meteorite	VZMT
MS-VZNT	Neutra	VZNT
MS-VZPM	Platinum	VZPM
MS-VZPY	Putty	VZPY
MS-VZSN	Saffron	VZSN
MS-VZSP	Sapphire	VZSP
MS-VZSW	Sunflower	VZSW
MS-VZWR	Water	VZWR
MS-VZZT	Zest	VZZT

Grade 2V or F
Vinyl

Invision	Lit #KI-32567	$107/yd List
MS-INV-ICL	Caramel	VICL
MS-INV-ICE	Cayenne	VICE
MS-INV-ICN	Citron	VICN
MS-INV-IDE	Dark Latte	VIDE
MS-INV-IHR	Harbor	VIHR
MS-INV-IHY	Honey	VIHY
MS-INV-IPY	Putty	VIPY
MS-INV-ISD	Sand	VISD
MS-INV-ITE	Tide	VITE

Grade 2V or G
Vinyl

Windflower		$107/yd List
MS-VWBZ	Bazaar	VWBZ
MS-VWBR	Bronze	VWBR
MS-VWCM	Champagne	VWCM
MS-VWCC	Chocolate	VWCC
MS-VWCN	Citron	VWCN
MS-VWFM	Foam	VWFM
MS-VWHZ	Haze	VWHZ
MS-VWIG	Iceberg	VWIG
MS-VWMH	Marsh	VWMH
MS-VWNE	Neptune	VWNE
MS-VWSN	Saffron	VWSN
MS-VWSH	Smokehouse	VWSH
MS-VWTP	Taupe	VWTP
MS-VWTL	Teal	VWTL

Yerba		$107/yd List
MS-VYAQ	Aquamarine	VYAQ
MS-VYBQ	Briquette	VYBQ
MS-VYCN	Citron	VYCN
MS-VYCD	Cloud	VYCD
MS-VYGG	Green Grass	VYGG
MS-VYGY	Grey	VYGY
MS-VYLN	Light Navy	VYLN
MS-VYLS	Limestone	VYLS
MS-VYMH	Mocha	VYMH
MS-VYSB	Sagebrush	VYSB
MS-VYSF	Seafoam	VYSF
MS-VYSN	Sun	VYSN

Finish Cards
View color swatches for items listed within this document.

Paints **Wood/Veneer** **Molded Edges** **Hard Plastics**
Plastics/Poly **Laminates** **Edge Styles** **Glass**

Certain options referenced may not be available on GSA Schedule.

KI Ingrade Fabric Selections
Upholstery Fabric

Grade L1 or L Leather

Cenza	Lit #KI-FF-000044	$24/sq/ft List
MS-LCAQ	Acqua	LCAQ
MS-LCBK	Black	LCBK
MS-LCCL	Camel	LCCL
MS-LCDV	Dover	LCDV
MS-LCEV	Evergreen	LCEV
MS-LCGH	Ghiaccio	LCGH
MS-LCHR	Heather	LCHR
MS-LCJV	Java	LCJV
MS-LCLN	Linen	LCLN
MS-LCMG	Ming	LCMG
MS-LCNY	Navy	LCNY
MS-LCNT	Nutmeg	LCNT
MS-LCON	Onda	LCON
MS-LCPR	Pewter	LCPR
MS-LCPM	Pumice	LCPM
MS-LCPY	Putty	LCPY
MS-LCSG	Sterling	LCSG
MS-LCSL	Salsa	LCSL
MS-LCTH	Tahoe	LCTH
MS-LCWH	White	LCWH

To obtain KI Leather Memo Samples, please contact KI customer service at 1-800-424-2432.

Minimum order for leather is 1 hide (approximately 50 sq. ft).

*Please note: Hide sizes may vary and final cost will reflect the actual hide size received.

1330 Bellevue Street
P.O. Box 8100
Green Bay, WI 54308-8100
800.424.2432
ki.com

KI and Furnishing Knowledge are registered
trademarks of Krueger International, Inc.

© 2020 Krueger International, Inc.
All Rights Reserved.
Code KI-PLW-000110/KI/PDF

Furnishing Knowledge®

KURV™ LOUNGE FURNITURE

PRICE LIST

January 3, 2011

Updated October 3, 2022

800.424.2432

Contents

Refer to KI Terms & Conditions document or visit ki.com.

Contents

Refer to KI Terms & Conditions document or visit ki.com.

Ordering C.O.M., C.O.L., and C.O.V.

High Point 3
Shipping Location 4

Kurv™

General Information 5
Product Color Options 6
Benches 7

Customer's Own Material ■

Specifications Form

January 2017

All fabrics, including COM, COL, KOM and in grades will be applied at the factory's discretion. If a pattern or stripe is to be applied in a certain direction, the customer MUST specify this in writing on the P.O. and attach a sample of the fabric with it running in the application direction to the P.O. Specifying fabric direction may increase the amount of COM or KOM yardage required. Check with KI Customer Service to see if an increase in yardage is necessary BEFORE specifying, ordering and sending COM and COL to the factory or having KOM quoted.

ALL C.O.M AND C.O.L SHIPMENTS MUST BE PREPAID TO:

KI
217 Feld Avenue
High Point, NC 27263

COM and COL must be identified as follows:
1. Name and address
2. Your purchase order number
3. Our style number to which fabric is to be applied
4. Supplier name and fabric name, number, and color

COLLECT SHIPMENTS WILL BE REFUSED.

SHIPMENT SCHEDULE WILL BE GIVEN WHEN ALL FABRIC IS RECEIVED FOR ENTIRE ORDER

YARDAGE REQUIREMENTS LISTED IN PRICE LIST ARE BASED ON PLAIN GOODS 54" WIDE. Fabrics less than 54" wide, or those requiring matching (stripes, plaids, prints, large patterns) will require additional yardage based on the fabric used and the item ordered. CONSULT MATRIX BELOW FOR ADDITIONAL YARDAGE NEEDED.

C.O.M. INCREASE MATRIX (The yardage matrix is also applicable to any reservations of KI Ingrade, Pallas, or KOM upholsteries).

This table is a general guide.

FABRIC WIDTH	PLAIN FABRIC	UNDER 7" REPEAT	8"-13" REPEAT	14"-21" REPEAT	22"-27" REPEAT	28"-33" REPEAT	34"-40" REPEAT	41"-48" REPEAT
54"	0	20%	25%	30%	45%	55%	70%	80%
51"-53"	15%	25%	30%	35%	50%	60%	80%	90%
48"-50"	20%	30%	35%	40%	55%	65%	85%	95%
45"-47"	30%	45%	50%	55%	60%	80%	90%	100%
36"-44"	50%	65%	70%	75%	80%	100%	110%	120%

FABRIC WITH DOUBLE REPEAT: IF USING A FABRIC WITH A DOUBLE REPEAT, PLEASE FOLLOW THIS FORMULA: TAKE THE TOTAL AMOUNT OF THE LARGER AND HALF OF THE SMALLER REPEAT; ADD TOGETHER TO FIND THE CORRECT OVERALL REPEAT. EXAMPLE: 10" VERTICAL WITH 14" HORIZONTAL WOULD BE 14+5=19.

IF FABRIC COMES IN ON MULTIPLE ROLLS, ONE ADDITIONAL YARD PER ROLL NEEDS TO BE ADDED TO THE YARDAGE REQUIREMENT.

SPECIAL NOTE: WE CAN ASSUME NO RESPONSIBILITY FOR THE DURABILITY OR TAILORING QUALITY OF CUSTOMER FURNISHED COVERINGS (C.O.M.) OR KOM. KOM: is fabric that KI will purchase for you at jobber's price (net) plus a nominal charge for handling, shipping, and managing.

1330 Bellevue Street • P. O. Box 8100 • Green Bay, WI 54308-8100 • Tel 1-800-424-2432 • www.ki.com
© 2012 KI All Rights Reserved • Litho in USA • Code KI-11588R4/KI/PDF/1216

Furnishing Knowledge®

Ordering COM, COL and COV
Information

Customer's Own Material ■

Specifications Form

January 2017

ADDITIONAL NOTES:
- Orders cannot go into production without the information listed at right.
- Attach memo sample to this approval sheet.
- If your order has been placed, list PO# _____
- The cost of the COM sample will be paid by the client.
- Even after preliminary approval, KI reserves the right to reject COM/COL if necessary when the quality is not satisfactory for the product to be upholstered. KI assumes no responsibility for its overall appearance, flammability, durability, color fastness or any other quality after upholstered on a KI product.

ALL COM MUST BE APPROVED.
Photocopy this form and submit with COM fabric for approval:

(This fabric approval is for the purpose of advising how to apply your COM fabric, verify yardage required, and suitability.)

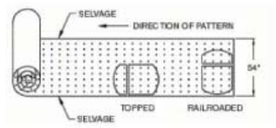

YOUR COMPANY NAME_____

PHONE_____ FAX _____

Material Supplier_____

Material Name_____ Number _____

Material Color _____ Width _____

Vertical Repeat _____ Horizontal Repeat _____

Fiber Content _____

Direction Stripe/Pattern to be applied _____

COM TO BE USED ON THE FOLLOWING:

QTY	PRODUCT NAME/NUMBER
_____	_____
_____	_____
_____	_____
_____	_____
_____	_____

1330 Bellevue Street • P. O. Box 8100 • Green Bay, WI 54308-8100 • Tel 1-800-424-2432 • www.ki.com
© 2012 KI All Rights Reserved • Litho in USA • Code KI-11588R4/KI/PDF/1216

Furnishing Knowledge®

Ordering COM, COL and COV
Information

C.O.M. SHIPPING LOCATION

Architectural Walls
- Evoke ..... MN
- Genius Walls ..... MN

Casegoods
- Aristotle Tackboards ..... MN
- Likha Tackboards ..... MN

Classroom Furniture
- Intellect Wave Chairs ..... GB
- Learn2 ..... GB
- Ruckus ..... GB

Desking
- 700 Series Desking ..... KP
- Balance Overheads ..... MN
- Genesis Desking ..... MN
- True Desking ..... KP
- Universal Overheads ..... MN
- WorkZone Desking ..... MN

Files & Storage
- 700 Series Pedestal Cushion ..... GB
- Connection Zone Pads ..... BW
- U-Series Pedestal Cushion ..... GB
- Tattoo ..... BW

Fixed Seating
- Concerto Auditorium Seating ..... BW
- Single Pedestal Seating ..... GB
- Jury Base Seating ..... GB
- Lancaster Auditorium Seating ..... BW
- Sequence Seating ..... GB
- University Seating ..... GB

Panel Systems
- All Terrain ..... KP
- Balance Overheads ..... MN
- System 3000 ..... MN
- Universal Overheads ..... MN
- Wireworks ..... MN
- Unite ..... MN

Residence Hall Furniture
- RoomScape Furniture ..... MN

Screens
- All Terrain ..... KP
- Connection Zone ..... BW
- True/Volition ..... KP
- Genesis ..... KP
- Tattoo ..... MN
- Universal ..... BW

Seating
- 400 Series Folding Chairs ..... BW
- 600 Series Folding Chairs ..... BW
- 600 Series Stools ..... BW
- Affina Collection ..... HN
- Altus Task Chairs ..... GB
- Apply Stack Chairs ..... GB
- Auditorium Folding Chairs ..... BW
- Calida Lounge Seating ..... HN
- Diem Task Chairs ..... OM
- Doni Collection ..... GB
- FourC Seating ..... GB
- Gladly Lounge Seating ..... VQ
- Grazie Seating ..... GB
- Hiatus Sleeper Bench ..... HN
- Hub Modular Lounge Seating ..... HN
- Impress Task Chairs ..... OM
- Impress Ultra Task Chairs ..... OM
- Jessa Lounge Seating ..... HN
- Jubilee Lounge Seating ..... VQ
- Katera Guest Chair ..... GB
- Kurv Benches ..... HN
- LaResta Day Beds ..... HN
- LimeLite ..... GB
- Lyra Lounge Seating ..... HN
- Maestro Stack Chairs ..... GB
- Matrix Stack Chairs ..... GB
- Medical & Laboratory Stools ..... OM
- MyPlace Lounge Seating ..... HN
- MyWay Seating ..... HN
- Oath Task Chairs and Stools ..... GB
- Opt4 ..... GB
- Pilot Task Chairs ..... OM
- Promenade Seating System ..... BW
- Ruckus ..... GB
- Sela Lounge Seating ..... HN
- Sift Task Chairs ..... GB
- Signia Task Chairs and Stools ..... OM
- Soltice Metal Collection ..... HN
- Soltice Multiple, Healthcare & Guest ..... HN
- Soltice II Healthcare Seating ..... HN
- Strive Multiple, Stack & Task ..... GB
- Sway ..... BW
- Tattoo ..... HN
- Torsion-on-the-Go! Nesting Chairs ..... GB
- Torsion Air Stack and Task Seating ..... GB
- Zoetry ..... HN

KI Manufacturing Sites - Customer's Own Material Shipment Manufacturing Site Addresses

BW
KI Bonduel
Attn: COM Storage
204 West South St.
Bonduel, WI 54107

HN
KI High Point
Attn: COM Storage
217 Feld Avenue
High Point, NC 27263

MN
KI Manitowoc
Attn: COM Storage
1400 S. 41st St.
Manitowoc, WI 54220

VQ
KI
Attn: COM Fabrics
6892 Marlin Circle
La Palma, CA 90623

GB
KI Green Bay
Attn: COM Storage
1687 Westminster Drive - Gate 3
Green Bay, WI 54302

KP
KI Pembroke
Attn: COM Storage
1000 Olympic Dr.
Pembroke, Ontario K8A6X7

OM
KI
Attn: COM Storage
1110 S. Mildred Ave.
Ontario, CA 91761

© 2022 Krueger International Inc. All Rights reserved. Code KI-FF-000059/KI/PDF/0822



Backless Bench (24" and 29" Depth)



Wood Back Bench (29" Depth)



Upholstered Back Bench (29" Depth)

Features			
Glides	•	•	•
Metal Elements	•	•	•
Upholstery	•	•	•
Dimensions			
Seat width		48", 60" or 78"	48", 60" or 78"
Seat depth		22"	20"
Seat height		17"	17"
Overall width	48", 60" or 78"	48", 60" or 78"	48", 60" or 78"
Overall depth	24" or 29"	29"	29"
Overall height	17"	33"	34"

Kurv™
General Information



Backless Tufted Seat (24" and 29" Depth)



Wood Back Tufted Bench (29" Depth)

Features		
Glides	•	•
Metal Elements	•	•
Upholstery	•	•
Dimensions		
Seat width	48", 60" or 78"	48", 60" or 78"
Seat depth		22"
Seat height		17"
Overall width	48", 60" or 78"	48", 60" or 78"
Overall depth	24" or 29"	29"
Overall height	17"	33"

UPHOLSTERY INFORMATION

C.O.M. Fabric

For C.O.M. fabric sent to KI-High Point on multiple rolls, add an additional yard of fabric per roll to the yardage requirements. Multiple rolls have shorter pieces of fabric on them and do not allow nesting and stacking of the fabric to achieve the best yield as is done with one large roll. This results in yardage shortages and requests for additional fabric from the client, which can hold up the order. For each roll that is sent, one yard needs to be added and needs to be added to one of the rolls, not separately.

Fabric Disclaimer

Fabric will be applied as swatched by the fabric manufacturer. Fabric that is required to be applied differently than is swatched will need a Product Modification Request written specifying the direction the fabric is to be applied.

FINISH INFORMATION

Color Match

KI offers the additional option of color matching paint, polypropylene, or wood stain through Product Modification Requests. Contact Customer Service for details.

INFORMATION

Warranty

Refer to KI Terms & Conditions document or visit ki.com

Kurv™
Product Color Options

Wood Finish - Core (Benches)

Cherry Storm on Maple	MCX
Cinnamon on Maple	MCN
Cocoa on Maple	MCA
Florence Walnut on Maple	MFC
Kensington Maple on Maple	MMA
Monticello Maple on Maple	MMT
Natural on Beech	BNA
River Cherry on Maple	MRY

Wood Finish - Core (Tables)

Cherry Storm on Maple	MCX2
Cinnamon on Maple	MCN2
Cocoa on Maple	MCA2
Florence Walnut on Maple	MFC2
Kensington Maple on Maple	MMA2
Monticello Maple on Maple	MMT2
Natural on Beech	BNA2
River Cherry on Maple	MRY2

Leg/Back Support Finish

Black leg (and back) support finish	BLLEG
Silver leg (and back) support finish	SLVLEG
Pewter leg (and back) support finish	PWLEG

Kurv™
Chair

Kurv™
Chair

	MODEL	Features	MODEL NUMBER: Basic Model	Non-Contrast or Fabric Contrast 1	Fabric Contrast 2	Wood Finish	Leg/ Back Support Finish	Ganging Option	Fire Code	Approx. Packaged Weight	Grade C.O.M.	Grade C	Grade D	Grade E & C.O.L.	Grade F	Grade G	Grade H	Grade I	Grade J	Grade K	Grade L Leather	Grade M Leather	TB133 add to list price
	**29" Depth Chair** • Non-contrast C.O.M. = 2 yd • 1 = Back (Fabric Contrast 1) C.O.M. = 1 yd • 2 = Seat (Fabric Contrast 2) C.O.M. = 1.5 yd • Ganging includes three brackets per connection	Non-contrast	540/NC	□□□□		□□□	□□□	□□□	□□□	45.0#	$ 2015	$ 2041	$ 2085	$ 2139	$ 2175	$ 2244	$ 2318	$ 2402	$ 2580	$ 2760	$ 2937	$ 3293	$ 302
		Contrast	540/FC	□□□□	□□□□	□□□	□□□	□□□	□□□	45.0#	2102	2125	2169	2223	2259	2329	2400	2487	2669	2844	3023	3376	302
				Ⓑ	Ⓒ	Ⓓ	Ⓔ	Ⓕ	Ⓖ														

KURV

HOW TO ORDER

Indicate the following information on order form:
1. Quantity of each item.
2. Model number, including options. See "How To Build a Model Number".
3. Any special service required.

Note: • The □ indicates that a choice is required.
- The absence of the □ indicates that no choice is required.
- Alpha-numeric characters in place of □ indicate that no other alternatives are available.

HOW TO BUILD A MODEL NUMBER

Ⓐ Select basic model.

Ⓑ Select non-contrast or fabric contrast 1.
Refer to **ki.com/fabrics**

Ⓒ Select fabric contrast 2.
Refer to **ki.com/fabrics**

Ⓓ Select wood finish color.
Refer to the **Product Color Options** page in this price list.

Ⓔ Select leg/back support finish.
Refer to the **Product Color Options** page in this price list.

Ⓕ Select ganging option.

NGG	- Non-ganging
GDV	- Ganging; add $37

Ganging upcharge is per connection.

Ⓖ Select fire code.

NFR	- Compliance to TB 117-2013
FR	- Compliance to TB 133

See pricing column for TB133 upcharge.

INFORMATION

C.O.M. Requirements
C.O.M. yardage requirements listed above are based on plain goods 54" wide. If less than 54" wide or fabrics requiring matching (stripes, plaids, prints, large patterns), additional yardage will be needed. Consult C.O.M. matrix on the Ordering C.O.M. and C.O.L. page for additional yardage needed. For C.O.M. fabric sent to KI-High Point on multiple rolls, add an additional yard of fabric per roll to the yardage requirements.

C.O.L. Requirements
Figure 18 sq. ft. of leather (C.O.L.) for each yard shown (i.e., 4.75 x 18 = 85.5 sq. ft.).

Minimum Fabric/Leather Quantity
Minimum order for fabric is 1 yard. Minimum order for leather is 1 hide (approximately 50 sq. ft).

California TB133 Fire Safety Code
For California Technical Bulletin 133 compliant models, a Product Modification Request is required. Contact Customer Service for details.

Construction
Seat and back are 9 ply cross-laminated curved veneer. Cushioning of high density polyurethane foam. Legs and back supports are silver powder coat - standard. Glides are adjustable, brushed aluminum - standard. Attached cushions.

Gangers
Ganging device is 11-gauge steel powder coated black. 3-3/8" wide x 5/8" deep x 1/16" thick. Ganging device is connected to both units by screwing the device into the underside of the bench's wood shell. The screws are included with the ganging device.

SPECIAL SERVICES

Special Carton Marking

With specially marked information	N/C

Shipping
Ships **assembled unless replacement parts which ship knocked down, FOB High Point, NC 27263, freight prepaid.** Freight class 175

Specifications and prices are subject to change without prior notice.

Kurv™
Benches

	MODEL	Features	MODEL NUMBER: Basic Model	Non-Contrast or Fabric Contrast 1	Wood Finish	Leg/ Back Support Finish	Ganging Option	Fire Code	Approx. Packaged Weight	Grade C.O.M.	Grade C	Grade D	Grade E & C.O.L.	Grade F	Grade G	Grade H	Grade I	Grade J	Grade K	Grade L Leather	Grade M Leather	TB133 add to list price
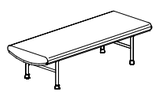 KURV	**24" Depth Bench (48", 60", 78" Width)** • Non-contrast C.O.M = 1.5 yd (48"), 2 yd (60"), 3 yd (78") • Ganging includes three brackets per connection • Back options not available • Corner element and table not available	Non-contrast	448	□□□□	□□□	□□□	□□□	□□□	62.0#	$ 2035	$ 2111	$ 2133	$ 2154	$ 2171	$ 2204	$ 2234	$ 2274	$ 2351	$ 2431	$ 2512	$ 2671	$ 245
		Non-contrast	460	□□□□	□□□	□□□	□□□	□□□	77.0#	2315	2428	2457	2493	2518	2566	2612	2672	2790	2908	3031	3267	276
		Non-contrast	478	□□□□	□□□	□□□	□□□	□□□	100.0#	2671	2822	2861	2908	2941	3006	3067	3147	3305	3466	3623	3941	305
				Ⓐ	Ⓑ	Ⓒ	Ⓓ	Ⓔ	Ⓕ													

HOW TO ORDER

Indicate the following information on order form:
1. Quantity of each item.
2. Model number, including options. See "How To Build a Model Number".
3. Any special service required.

Note: • The □ indicates that a choice is required.
• The absence of the □ indicates that no choice is required.
• Alpha-numeric characters in place of □ indicate that no other alternatives are available.

HOW TO BUILD A MODEL NUMBER

Ⓐ Select basic model.

Ⓑ Select non-contrast or fabric contrast 1.
Refer to **ki.com/fabrics**

Ⓒ Select wood finish color.
Refer to the **Product Color Options** page in this price list.

Ⓓ Select leg/back support finish.
Refer to the **Product Color Options** page in this price list.

Ⓔ Select ganging option.

NGG	- Non-ganging
GDV	- Ganging; add $37

Ganging upcharge is per connection.

Ⓕ Select fire code.

NFR	- Compliance to TB 117-2013
FR	- Compliance to TB 133

See pricing column for TB133 upcharge.

INFORMATION

C.O.M. Requirements
C.O.M. yardage requirements listed above are based on plain goods 54" wide. If less than 54" wide or fabrics requiring matching (stripes, plaids, prints, large patterns), additional yardage will be needed. Consult C.O.M. matrix on the Ordering C.O.M. and C.O.L. page for additional yardage needed. For C.O.M. fabric sent to KI-High Point on multiple rolls, add an additional yard of fabric per roll to the yardage requirements.

C.O.L. Requirements
Figure 18 sq. ft. of leather (C.O.L.) for each yard shown (i.e., 4.75 x 18 = 85.5 sq. ft.).

Minimum Fabric/Leather Quantity
Minimum order for fabric is 1 yard. Minimum order for leather is 1 hide (approximately 50 sq. ft).

California TB133 Fire Safety Code
For California Technical Bulletin 133 compliant models, a Product Modification Request is required. Contact Customer Service for details.

Construction
Seat and back are 9 ply cross-laminated curved veneer. Cushioning of high density polyurethane foam. Legs and back supports are silver powder coat - standard. Glides are adjustable, brushed aluminum - standard. Attached cushions.

Gangers
Ganging device is 11-gauge steel powder coated black. 3-3/8" wide x 5/8" deep x 1/16" thick. Ganging device is connected to both units by screwing the device into the underside of the bench's wood shell. The screws are included with the ganging device.

SPECIAL SERVICES

Special Carton Marking

With specially marked information	N/C

Shipping
Ships **assembled unless replacement parts which ship knocked down, FOB High Point, NC 27263, freight prepaid.** Freight class 175

Specifications and prices are subject to change without prior notice.

Kurv™
Benches

	MODEL	Features	MODEL NUMBER: Basic Model	Non-Contrast or Fabric Contrast 1	Wood Finish	Leg/ Back Support Finish	Ganging Option	Fire Code	Approx. Packaged Weight	Grade C.O.M.	Grade C	Grade D	Grade E & C.O.L.	Grade F	Grade G	Grade H	Grade I	Grade J	Grade K	Grade L Leather	Grade M Leather	TB133 add to list price
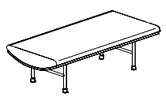 KURV	**29" Depth Bench (48", 60", 78" Width)** • Non-contrast C.O.M = 1.5 yd (48"), 2.25 yd (60"), 3.25 yd (78") • Ganging includes three brackets per connection	Non-contrast	548	□□□□	□□□	□□□	□□□	□□□	62.0#	$ 2332	$ 2351	$ 2387	$ 2428	$ 2454	$ 2508	$ 2559	$ 2626	$ 2760	$ 2898	$ 3027	$ 3292	$ 223
		Non-contrast	560	□□□□	□□□	□□□	□□□	□□□	77.0#	2517	2545	2585	2638	2675	2746	2817	2906	3087	3263	3441	3799	264
		Non-contrast	578	□□□□	□□□	□□□	□□□	□□□	100.0#	2914	2941	2991	3054	3090	3173	3251	3350	3551	3752	3950	4349	312
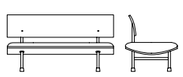 KURV	**29" Depth Bench with Wood Back (48", 60", 78" Width)** • Non-contrast C.O.M = 1.5 yd (48"), 2.25 yd (60"), 3.25 yd (78") • Ganging includes three brackets per connection	Non-contrast	548W	□□□□	□□□	□□□	□□□	□□□	72.0#	$ 3044	$ 3067	$ 3098	$ 3143	$ 3171	$ 3221	$ 3275	$ 3342	$ 3476	$ 3609	$ 3743	$ 3842	$ 223
		Non-contrast	560W	□□□□	□□□	□□□	□□□	□□□	90.0#	3363	3391	3430	3485	3525	3594	3661	3755	3930	4112	4291	4643	264
		Non-contrast	578W	□□□□	□□□	□□□	□□□	□□□	115.0#	3796	3825	3873	3932	3976	4052	4137	4237	4431	4632	4835	5230	312
			Ⓐ	Ⓑ	Ⓒ	Ⓓ	Ⓔ	Ⓕ														

HOW TO ORDER

Indicate the following information on order form:
1. Quantity of each item.
2. Model number, including options. See "How To Build a Model Number".
3. Any special service required.

Note: • The □ indicates that a choice is required.
- The absence of the □ indicates that no choice is required.
- Alpha-numeric characters in place of □ indicate that no other alternatives are available.

HOW TO BUILD A MODEL NUMBER

Ⓐ Select basic model.

Ⓑ Select non-contrast or fabric contrast 1.
Refer to **ki.com/fabrics**

Ⓒ Select wood finish color.
Refer to the **Product Color Options** page in this price list.

Ⓓ Select leg/back support finish.
Refer to the **Product Color Options** page in this price list.

Ⓔ Select ganging option.

NGG	- Non-ganging
GDV	- Ganging; add $37

Ganging upcharge is per connection.

Ⓕ Select fire code.

NFR	- Compliance to TB 117-2013
FR	- Compliance to TB 133

See pricing column for TB133 upcharge.

INFORMATION

C.O.M. Requirements
C.O.M. yardage requirements listed above are based on plain goods 54" wide. If less than 54" wide or fabrics requiring matching (stripes, plaids, prints, large patterns), additional yardage will be needed. Consult C.O.M. matrix on the Ordering C.O.M. and C.O.L. page for additional yardage needed. For C.O.M. fabric sent to KI-High Point on multiple rolls, add an additional yard of fabric per roll to the yardage requirements.

C.O.L. Requirements
Figure 18 sq. ft. of leather (C.O.L.) for each yard shown (i.e., 4.75 x 18 = 85.5 sq. ft.).

Minimum Fabric/Leather Quantity
Minimum order for fabric is 1 yard. Minimum order for leather is 1 hide (approximately 50 sq. ft).

California TB133 Fire Safety Code
For California Technical Bulletin 133 compliant models, a Product Modification Request is required. Contact Customer Service for details.

Construction
Seat and back are 9 ply cross-laminated curved veneer. Cushioning of high density polyurethane foam. Legs and back supports are silver powder coat - standard. Glides are adjustable, brushed aluminum - standard. Attached cushions.

Gangers
Ganging device is 11-gauge steel powder coated black. 3-3/8" wide x 5/8" deep x 1/16" thick. Ganging device is connected to both units by screwing the device into the underside of the bench's wood shell. The screws are included with the ganging device.

SPECIAL SERVICES

Special Carton Marking

With specially marked information	N/C

Shipping
Ships **assembled unless replacement parts which ship knocked down, FOB High Point, NC 27263, freight prepaid.** Freight class 175

Specifications and prices are subject to change without prior notice.

KI

Kurv™
Benches

	MODEL	Features	MODEL NUMBER: Basic Model (A)	Non-Contrast or Fabric Contrast 1 (B)	Fabric Contrast 2 (C)	Wood Finish (D)	Leg/ Back Support Finish (E)	Ganging Option (F)	Fire Code (G)	Approx. Packaged Weight	Grade C.O.M.	Grade C	Grade D	Grade E & C.O.L.	Grade F	Grade G	Grade H	Grade I	Grade J	Grade K	Grade L Leather	Grade M Leather	TB133 add to list price
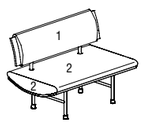 KURV	**29" Depth Bench with Upholstered Back (48" Width)** • Non-contrast C.O.M = 2.75 yd • 1 = Back (Fabric Contrast 1) C.O.M. = 1.25 yd • 2 = Seat (Fabric Contrast 2) C.O.M. = 1.5 yd • Ganging includes three brackets per connection	Non-contrast	548U/NC	☐☐☐☐		☐☐☐	☐☐☐	☐☐☐	☐☐☐	75.0#	$ 3355	$ 3393	$ 3455	$ 3527	$ 3574	$ 3678	$ 3771	$ 3891	$ 4138	$ 4380	$ 4625	$ 5114	$ 223
		Contrast	548U/FC	☐☐☐☐	☐☐☐☐	☐☐☐	☐☐☐	☐☐☐	☐☐☐	75.0#	3439	3477	3537	3612	3655	3759	3857	3976	4222	4464	4712	5199	223
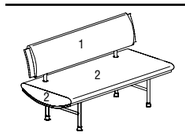 KURV	**29" Depth Bench with Upholstered Back (60" Width)** • Non-contrast C.O.M = 3.5 yd • 1 = Back (Fabric Contrast 1) C.O.M. = 1.5 yd • 2 = Seat (Fabric Contrast 2) C.O.M. = 2.25 yd • Ganging includes three brackets per connection	Non-contrast	560U/NC	☐☐☐☐		☐☐☐	☐☐☐	☐☐☐	☐☐☐	94.0#	$ 3747	$ 3797	$ 3872	$ 3961	$ 4025	$ 4152	$ 4277	$ 4431	$ 4741	$ 5052	$ 5364	$ 5985	$ 264
		Contrast	560U/FC	☐☐☐☐	☐☐☐☐	☐☐☐	☐☐☐	☐☐☐	☐☐☐	94.0#	3828	3880	3957	4046	4111	4239	4359	4516	4823	5138	5447	6071	264
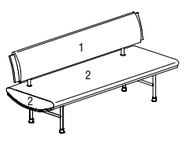 KURV	**29" Depth Bench with Upholstered Back (78" Width)** • Non-contrast C.O.M = 4 yd • 1 = Back (Fabric Contrast 1) C.O.M. = 1.75 yd • 2 = Seat (Fabric Contrast 2) C.O.M. = 3.25 yd • Ganging includes three brackets per connection	Non-contrast	578U/NC	☐☐☐☐		☐☐☐	☐☐☐	☐☐☐	☐☐☐	94.0#	$ 4226	$ 4278	$ 4362	$ 4460	$ 4526	$ 4665	$ 4796	$ 4961	$ 5294	$ 5622	$ 5957	$ 6626	$ 312
		Contrast	578U/FC	☐☐☐☐	☐☐☐☐	☐☐☐	☐☐☐	☐☐☐	☐☐☐	94.0#	4309	4361	4447	4542	4609	4752	4881	5046	5379	5707	6041	6710	312

Ⓐ Ⓑ Ⓒ Ⓓ Ⓔ Ⓕ Ⓖ

HOW TO ORDER

Indicate the following information on order form:
1. Quantity of each item.
2. Model number, including options. See "How To Build a Model Number".
3. Any special service required.

Note: • The ☐ indicates that a choice is required.
- The absence of the ☐ indicates that no choice is required.
- Alpha-numeric characters in place of ☐ indicate that no other alternatives are available.

HOW TO BUILD A MODEL NUMBER

Ⓐ Select basic model.

Ⓑ Select non-contrast or fabric contrast 1.
Refer to **ki.com/fabrics**

Ⓒ Select fabric contrast 2.
Refer to **ki.com/fabrics**

Ⓓ Select wood finish color.
Refer to the **Product Color Options** page in this price list.

Ⓔ Select leg/back support finish.
Refer to the **Product Color Options** page in this price list.

Ⓕ Select ganging option.

NGG	- Non-ganging
GDV	- Ganging; add $37

Ganging upcharge is per connection.

Ⓖ Select fire code.

NFR	- Compliance to TB 117-2013
FR	- Compliance to TB 133

See pricing column for TB133 upcharge.

INFORMATION

C.O.M. Requirements
C.O.M. yardage requirements listed above are based on plain goods 54" wide. If less than 54" wide or fabrics requiring matching (stripes, plaids, prints, large patterns), additional yardage will be needed. Consult C.O.M. matrix on the Ordering C.O.M. and C.O.L. page for additional yardage needed. For C.O.M. fabric sent to KI-High Point on multiple rolls, add an additional yard of fabric per roll to the yardage requirements.

C.O.L. Requirements
Figure 18 sq. ft. of leather (C.O.L.) for each yard shown (i.e., 4.75 x 18 = 85.5 sq. ft.).

Minimum Fabric/Leather Quantity
Minimum order for fabric is 1 yard. Minimum order for leather is 1 hide (approximately 50 sq. ft).

California TB133 Fire Safety Code
For California Technical Bulletin 133 compliant models, a Product Modification Request is required. Contact Customer Service for details.

Construction
Seat and back are 9 ply cross-laminated curved veneer. Cushioning of high density polyurethane foam. Legs and back supports are silver powder coat - standard. Glides are adjustable, brushed aluminum - standard. Attached cushions.

Gangers
Ganging device is 11-gauge steel powder coated black. 3-3/8" wide x 5/8" deep x 1/16" thick. Ganging device is connected to both units by screwing the device into the underside of the bench's wood shell. The screws are included with the ganging device.

SPECIAL SERVICES

Special Carton Marking

With specially marked information	N/C

Shipping
Ships **assembled unless replacement parts which ship knocked down, FOB High Point, NC 27263, freight prepaid.** Freight class 175

Specifications and prices are subject to change without prior notice.

Kurv™
Benches

	MODEL	Features	MODEL NUMBER					Approx. Packaged Weight	Grade C.O.M.	Grade C	Grade D	Grade E & C.O.L.	Grade F	Grade G	Grade H	Grade I	Grade J	Grade K	Grade L Leather	Grade M Leather
			Basic Model	Non-Contrast or Fabric Contrast 1	Wood Finish	Leg/ Back Support Finish	Ganging Option													
 KRVT	**24" Depth Tufted Bench (48", 60", 78" Width)** • Non-contrast C.O.M = 2 yd (48"), 2.25 yd (60"), 3 yd (78") • Ganging includes three brackets per connection • Back options not available • Corner element and table not available	Non-contrast	448T	□□□□	□□□	□□□	□□□	62.0#	$ 2565	$ 2663	$ 2692	$ 2723	$ 2744	$ 2784	$ 2826	$ 2882	$ 2986	$ 3092	$ 3198	$ 3410
		Non-contrast	460T	□□□□	□□□	□□□	□□□	77.0#	2995	3107	3138	3174	3198	3245	3293	3351	3473	3589	3709	3948
		Non-contrast	478T	□□□□	□□□	□□□	□□□	100.0#	3498	3650	3689	3736	3767	3832	3894	3975	4131	4291	4451	4766
			Ⓐ	Ⓑ	Ⓒ	Ⓓ	Ⓔ													

HOW TO ORDER

Indicate the following information on order form:
1. Quantity of each item.
2. Model number, including options. See "How To Build a Model Number".
3. Any special service required.

Note: • The □ indicates that a choice is required.
- The absence of the □ indicates that no choice is required.
- Alpha-numeric characters in place of □ indicate that no other alternatives are available.

HOW TO BUILD A MODEL NUMBER

Ⓐ Select basic model.

Ⓑ Select non-contrast or fabric contrast 1.
Refer to **ki.com/fabrics**

Ⓒ Select wood finish color.
Refer to the **Product Color Options** page in this price list.

Ⓓ Select leg finish.
Refer to the **Product Color Options** page in this price list.

Ⓔ Select ganging option.

NGG	- Non-ganging
GDV	- Ganging; add $37

Ganging upcharge is per connection.

INFORMATION

C.O.M. Requirements
C.O.M. yardage requirements listed above are based on plain goods 54" wide. If less than 54" wide or fabrics requiring matching (stripes, plaids, prints, large patterns), additional yardage will be needed. Consult C.O.M. matrix on the Ordering C.O.M. and C.O.L. page for additional yardage needed. For C.O.M. fabric sent to KI-High Point on multiple rolls, add an additional yard of fabric per roll to the yardage requirements.

C.O.L. Requirements
Figure 18 sq. ft. of leather (C.O.L.) for each yard shown (i.e., 4.75 x 18 = 85.5 sq. ft.).

Minimum Fabric/Leather Quantity
Minimum order for fabric is 1 yard. Minimum order for leather is 1 hide (approximately 50 sq. ft).

California TB133 Fire Safety Code
Tufted models are not TB133 compliant.

Construction
Seat and back are 9 ply cross-laminated curved veneer. Cushioning of high density polyurethane foam. Legs and back supports are silver powder coat - standard. Glides are adjustable, brushed aluminum - standard. Attached cushions.

Gangers
Ganging device is 11-gauge steel powder coated black. 3-3/8" wide x 5/8" deep x 1/16" thick. Ganging device is connected to both units by screwing the device into the underside of the bench's wood shell. The screws are included with the ganging device.

SPECIAL SERVICES

Special Carton Marking

With specially marked information	N/C

Shipping
Ships **assembled unless replacement parts which ship knocked down, FOB High Point, NC 27263, freight prepaid.** Freight class 175

Specifications and prices are subject to change without prior notice.

Kurv™
Benches

	MODEL	Features	MODEL NUMBER: Basic Model	Non-Contrast or Fabric Contrast 1	Wood Finish	Leg/ Back Support Finish	Ganging Option	Approx. Packaged Weight	Grade C.O.M.	Grade C	Grade D	Grade E & C.O.L.	Grade F	Grade G	Grade H	Grade I	Grade J	Grade K	Grade L Leather	Grade M Leather
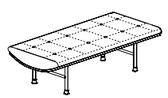 KRVT	**29" Depth Tufted Bench (48", 60", 78" Width)** • Non-contrast C.O.M = 1.75 yd (48"), 3.25 yd (60"), 3.5 yd (78") • Ganging includes three brackets per connection	Non-contrast	548T	□□□□	□□□	□□□	□□□	62.0#	$ 3111	$ 3228	$ 3290	$ 3359	$ 3408	$ 3502	$ 3596	$ 3714	$ 3949	$ 4187	$ 4424	$ 4893
		Non-contrast	560T	□□□□	□□□	□□□	□□□	77.0#	3452	3608	3682	3774	3837	3813	4084	4239	4550	4860	5169	5792
		Non-contrast	578T	□□□□	□□□	□□□	□□□	100.0#	4007	4191	4280	4389	4460	4605	4750	4932	5290	5654	6013	6735
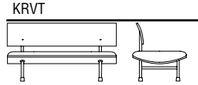 KRVT	**29" Depth Tufted Bench with Wood Back (48", 60", 78" Width)** • Non-contrast C.O.M = 1.75 yd (48"), 3.25 yd (60"), 3.5 yd (78") • Ganging includes three brackets per connection	Non-contrast	548WT	□□□□	□□□	□□□	□□□	72.0#	$ 3826	$ 3947	$ 4002	$ 4075	$ 4123	$ 4220	$ 4310	$ 4430	$ 4663	$ 4899	$ 5138	$ 5441
		Non-contrast	560WT	□□□□	□□□	□□□	□□□	90.0#	4300	4454	4527	4619	4683	4809	4933	5086	5393	5709	6022	6634
		Non-contrast	578WT	□□□□	□□□	□□□	□□□	115.0#	4892	5073	5160	5270	5346	5488	5631	5814	6173	6532	6899	7614
				Ⓑ	Ⓒ	Ⓓ	Ⓔ													

HOW TO ORDER

Indicate the following information on order form:
1. Quantity of each item.
2. Model number, including options. See "How To Build a Model Number".
3. Any special service required.

Note: • The □ indicates that a choice is required.
- The absence of the □ indicates that no choice is required.
- Alpha-numeric characters in place of □ indicate that no other alternatives are available.

HOW TO BUILD A MODEL NUMBER

Ⓐ Select basic model.

Ⓑ Select non-contrast or fabric contrast 1.
Refer to **ki.com/fabrics**

Ⓒ Select wood finish color.
Refer to the **Product Color Options** page in this price list.

Ⓓ Select leg finish.
Refer to the **Product Color Options** page in this price list.

Ⓔ Select ganging option.

NGG	- Non-ganging
GDV	- Ganging; add $37

Ganging upcharge is per connection.

INFORMATION

C.O.M. Requirements
C.O.M. yardage requirements listed above are based on plain goods 54" wide. If less than 54" wide or fabrics requiring matching (stripes, plaids, prints, large patterns), additional yardage will be needed. Consult C.O.M. matrix on the Ordering C.O.M. and C.O.L. page for additional yardage needed. For C.O.M. fabric sent to KI-High Point on multiple rolls, add an additional yard of fabric per roll to the yardage requirements.

C.O.L. Requirements
Figure 18 sq. ft. of leather (C.O.L.) for each yard shown (i.e., 4.75 x 18 = 85.5 sq. ft.).

Minimum Fabric/Leather Quantity
Minimum order for fabric is 1 yard. Minimum order for leather is 1 hide (approximately 50 sq. ft).

California TB133 Fire Safety Code
Tufted models are not TB133 compliant.

Construction
Seat and back are 9 ply cross-laminated curved veneer. Cushioning of high density polyurethane foam. Legs and back supports are silver powder coat - standard. Glides are adjustable, brushed aluminum - standard. Attached cushions.

Gangers
Ganging device is 11-gauge steel powder coated black. 3-3/8" wide x 5/8" deep x 1/16" thick. Ganging device is connected to both units by screwing the device into the underside of the bench's wood shell. The screws are included with the ganging device.

SPECIAL SERVICES

Special Carton Marking

With specially marked information	N/C

Shipping
Ships **assembled unless replacement parts which ship knocked down, FOB High Point, NC 27263, freight prepaid.** Freight class 175

Specifications and prices are subject to change without prior notice.

1330 Bellevue Street
P.O. Box 8100
Green Bay, WI 54308-8100
800.424.2432
ki.com

KI and Furnishing Knowledge are registered
trademarks of Krueger International, Inc.

© 2020 Krueger International, Inc.
All Rights Reserved.
Code KI-PLW-000446/KI/PDF

Furnishing Knowledge®

LEARN2® SEATING

PRICE LIST

January 11, 2012

Updated October 3, 2022

800.424.2432

Contents

Refer to KI Terms & Conditions document or visit ki.com.

Contents

Refer to KI Terms & Conditions document or visit ki.com.

Ordering COM, COL and COV
Information 3

Learn2® Classroom Furniture
General Information 4
Product Color Options 10

Learn2® Classroom Furniture (Freight Excluded)
Doni® Seating 11
Intellect Wave® Seating 15
Strive® Seating 17
Doni® Seating 21
Intellect Wave® Seating 25
Strive® Seating 27

Learn2® Classroom Furniture (Delivered)
Doni® Seating 31
Intellect Wave® Seating 35
Strive® Seating 37
Doni® Seating 41
Intellect Wave® Seating 45
Strive® Seating 47

Ordering COM, COL and COV
Information

Ordering COM, COL and COV
Information

How to Specify C.O.M. Upholstery
Textile designs often have intricate patterns. Not all individuals will interpret fabric direction in the same manner.

As a standard procedure, KI cuts fabrics off the roll in a horizontal fashion as shown in Diagram A at the right. By cutting in this fashion, most waste is eliminated. Our requirements for yardage in this book are based on this type of cutting. When directional or patterned fabrics are used, they often require more yardage than solid colors.

By providing KI with a completely filled-out copy of the form on this page, we will be able to expedite your order. We find it particularly helpful with directional or patterned upholstery material. It is critical that copies of this form accompany test quantities as well as production quantities of C.O.M.

C.O.M. must be supplied in continuous yardage.

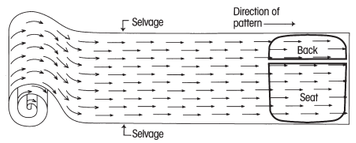

C.O.M., C.O.L. and C.O.V. Testing
KI will require for testing actual yardage to upholster one chair. The testing requirements depend on which chair you have selected on your order.

Test samples will be applied to the order and will be held for 6 months if needed. After 6 months, the sample can no longer be applied to your order. For all products to be tested, send test samples for approval to:

KI
Attn: C.O.M. Specialist
1687 Westminster Drive, Gate 3
Green Bay WI 54302

To expedite the procedure, attach a copy of the "C.O.M. Information Form" on this page.

All C.O.M., C.O.L. and C.O.V. must be labeled with the purchase order number.

C.O.M., C.O.L. and C.O.V. Production
Customer's fabrics and leathers must be approved prior to acceptance for production. Upon test approval, a 1' square sample swatch of upholstery material must accompany the order. KI assumes no responsibility for wear, defects or performance of customer's own fabrics, vinyl or leather. C.O.M., C.O.L. and C.O.V. orders are available on a deferred delivery basis.

Orders for production of C.O.M., C.O.L. and C.O.V. upholstered products are not scheduled for processing until upholstery material is received. Upon receipt, KI will provide an acknowledgement and an estimated shipping date.

KI recommends that leather be ordered in yardage. Leather must be usable. The outer edges cannot be calculated as square feet or yardage.

The C.O.M., C.O.L. and C.O.V. yardage requirements accompanying products in the pricing section are for 10 chairs/seats or less, 54" wide nondirectional material. On larger orders, less material is required.

For exact production yardage requirements, call 1-800-424-2432, ext. 2707.

C.O.M., C.O.L. and C.O.V. Order Processing
For products shipped from Green Bay, WI facility, ship upholstery material to:

KI
Attn: C.O.M. Storage
1687 Westminster Drive, Gate 3
Green Bay, WI 54302

T

For products shipped from Bonduel, WI facility, ship material to:

KI
Attn: C.O.M. Storage
204 West South Street
Bonduel, WI 54107

For products shipped from Ontario, CA facility , ship material to:

Avail/Impress/Kismet/Medical & Laboratory Stools/Pilot
Attn: C.O.M. Storage
1110 S. Mildred Ave.
Ontario, CA 91761

Intricate Patterns
In the event of specific requirements for positioning of intricate patterns or pattern repeats on seats and backrests, provide a sketch noting requirements, as in Diagram B, along with materials for testing, and with the order.

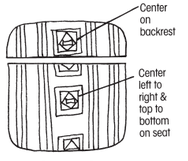

Diagram B

Treated Materials
If C.O.M. requires processing such as Scotchgard® or acrylic backing, it often shrinks. To prevent delays in delivery or back ordering due to shrinkage, please have your processor remeasure after processing and assure adequate yardage shipment.

Split Orders
If a portion of the shipment which does not require C.O.M., C.O.L. or C.O.M. applications is to be processed and shipped early, KI will enter the order immediately at your request. These split shipments are subject to minimum order changes.

Contact the C.O.M. Specialist at 1-800-424-2432, ext. 2707, with questions or to verify a split order.

Excess Upholstery Material
KI will dispose of excess upholstery material at the time of shipment unless expressly requested to return it with the product shipment.

Cancelled or Changed Orders
KI assumes no responsibility for extra C.O.M., C.O.L. or C.O.V. material due to a change of upholstery or cancellation of an order. It is the customer's responsibility to arrange for return of this material.

C.O.M., C.O.L and C.O.V. Information Form

A copy of this form should accompany test requests and production orders. Please fill it out completely, and, if your order has been acknowledged, provide the acknowledgement number.

Purchasing Agent (Dealer or buying organization)

Attention

Address

City State Zip

Project Name

Type of seating and number of units of each type

Please see information below and check the appropriate box.

☐ Submitted for testing.

Purchase Order Number

☐ Test approved. Submitted for production.

KI Acknowledgement Number

In all instances, send this form to the C.O.M. Specialist.

☐ A Selvage Top and Bottom



☐ B Selvage Side and Side



C.O.M. SHIPPING LOCATION

Architectural Walls
- Evoke ..... MN
- Genius Walls ..... MN

Casegoods
- Aristotle Tackboards ..... MN
- Likha Tackboards ..... MN

Classroom Furniture
- Intellect Wave Chairs ..... GB
- Learn2 ..... GB
- Ruckus ..... GB

Desking
- 700 Series Desking ..... KP
- Balance Overheads ..... MN
- Genesis Desking ..... MN
- True Desking ..... KP
- Universal Overheads ..... MN
- WorkZone Desking ..... MN

Files & Storage
- 700 Series Pedestal Cushion ..... GB
- Connection Zone Pads ..... BW
- U-Series Pedestal Cushion ..... GB
- Tattoo ..... BW

Fixed Seating
- Concerto Auditorium Seating ..... BW
- Single Pedestal Seating ..... GB
- Jury Base Seating ..... GB
- Lancaster Auditorium Seating ..... BW
- Sequence Seating ..... GB
- University Seating ..... GB

Panel Systems
- All Terrain ..... KP
- Balance Overheads ..... MN
- System 3000 ..... MN
- Universal Overheads ..... MN
- Wireworks ..... MN
- Unite ..... MN

Residence Hall Furniture
- RoomScape Furniture ..... MN

Screens
- All Terrain ..... KP
- Connection Zone ..... BW
- True/Volition ..... KP
- Genesis ..... KP
- Tattoo ..... MN
- Universal ..... BW

Seating
- 400 Series Folding Chairs ..... BW
- 600 Series Folding Chairs ..... BW
- 600 Series Stools ..... BW
- Affina Collection ..... HN
- Altus Task Chairs ..... GB
- Apply Stack Chairs ..... GB
- Auditorium Folding Chairs ..... BW
- Calida Lounge Seating ..... HN
- Diem Task Chairs ..... OM
- Doni Collection ..... GB
- FourC Seating ..... GB
- Gladly Lounge Seating ..... VQ
- Grazie Seating ..... GB
- Hiatus Sleeper Bench ..... HN
- Hub Modular Lounge Seating ..... HN
- Impress Task Chairs ..... OM
- Impress Ultra Task Chairs ..... OM
- Jessa Lounge Seating ..... HN
- Jubilee Lounge Seating ..... VQ
- Katera Guest Chair ..... GB
- Kurv Benches ..... HN
- LaResta Day Beds ..... HN
- LimeLite ..... GB
- Lyra Lounge Seating ..... HN
- Maestro Stack Chairs ..... GB
- Matrix Stack Chairs ..... GB
- Medical & Laboratory Stools ..... OM
- MyPlace Lounge Seating ..... HN
- MyWay Seating ..... HN
- Oath Task Chairs and Stools ..... GB
- Opt4 ..... GB
- Pilot Task Chairs ..... OM
- Promenade Seating System ..... BW
- Ruckus ..... GB
- Sela Lounge Seating ..... HN
- Sift Task Chairs ..... GB
- Signia Task Chairs and Stools ..... OM
- Soltice Metal Collection ..... HN
- Soltice Multiple, Healthcare & Guest ..... HN
- Soltice II Healthcare Seating ..... HN
- Strive Multiple, Stack & Task ..... GB
- Sway ..... BW
- Tattoo ..... HN
- Torsion-on-the-Go! Nesting Chairs ..... GB
- Torsion Air Stack and Task Seating ..... GB
- Zoetry ..... HN

KI Manufacturing Sites - Customer's Own Material Shipment Manufacturing Site Addresses

BW
KI Bonduel
Attn: COM Storage
204 West South St.
Bonduel, WI 54107

GB
KI Green Bay
Attn: COM Storage
1687 Westminster Drive - Gate 3
Green Bay, WI 54302

HN
KI High Point
Attn: COM Storage
217 Feld Avenue
High Point, NC 27263

KP
KI Pembroke
Attn: COM Storage
1000 Olympic Dr.
Pembroke, Ontario K8A6X7

MN
KI Manitowoc
Attn: COM Storage
1400 S. 41st St.
Manitowoc, WI 54220

OM
KI
Attn: COM Storage
1110 S. Mildred Ave.
Ontario, CA 91761

VQ
KI
Attn: COM Fabrics
6892 Marlin Circle
La Palma, CA 90623

© 2022 Krueger International Inc. All Rights reserved. Code KI-FF-000059/KI/PDF/0822

Learn2® Classroom Furniture
General Information



Doni without Accessroy Rack (L2DT1/NAR)



Doni with Accessory Rack (L2DT1/SAR)



Doni w/Cup Holder Rack (L2DT1/CAR)



Doni w/Flat Accessory Rack (L2DT1/FBR)

Features				
Accessory rack		•	•	•
Cup holder			•	
General Dimensions				
Seat width	19-1/4"	19-1/4"	19-1/4"	19-1/4"
Seat depth	18-3/4"	18-3/4"	18-3/4"	18-3/4"
Seat height (upholstered add 1")	18-1/2"	18-1/2"	18-1/2"	18-1/2"
Overall Dimensions				
With worksurface; no accessory rack	23-1/4"W x 28"-34"D			
With worksurface; with accessory rack		23-1/4"W x 28"-34"D	23-1/4"W x 28"-34"D	23-1/4"W x 28"-34"D
Height	34-1/2"	34-1/2"	34-1/2"	34-1/2"
Worsurface width x depth	21-1/2"W x 13"D	21-1/2"W x 13"D	21-1/2"W x 13"D	21-1/2"W x 13"D

NOTE: Overall dimensions above are with surface centered to chair back. Dimensions of surface movement and rotation are not included.



Accessory Rack



Cup Holder Rack



Flat Accessory Rack

Learn2® Classroom Furniture
General Information



Intellect Wave (L2WTP/NAR)



Intellect Wave with Accessory Rack (L2WTP/SAR)



Intellect Wave with Cup Holder Rack (L2WTP/CAR)

Features			
Accessory rack		•	•
Cup holder			•
General Dimensions			
Seat width	17-1/2"	17-1/2"	17-1/2"
Seat depth	17"	17"	17"
Seat height (upholstered add 1")	18-1/2"	18-1/2"	18-1/2"
Arms to floor			
Overall Dimensions			
With worksurface; no accessory rack	23-1/4"W x 28"-34"D		
With worksurface; with accessory rack		23-1/4"W x 28"-34"D	23-1/4"W x 28"-34"D
Height	33-1/3"	33-1/3"	33-1/3"
Worsurface width x depth	21-1/2"W x 13"D	21-1/2"W x 13"D	21-1/2"W x 13"D

NOTE: Overall dimensions above are with surface centered to chair back. Dimensions of surface movement and rotation are not included.

SPECIFICATIONS

Frame
Frame shall consist of 14-gauge, 1" O.D. steel tubing bent and welded to a 13-gauge steel stamped seat plate and finished with baked-on powder coated paint. The chair frame shall be topped by two aluminum die castings with a baked-on black powder coated paint finish. Castings support the chair seat and provide a means of rotation of the tablet about the seat.

Shell
Shell swivels a total fo 55º (27.5º each way from center) for ease of entry and exist.

Doni Seat Shell and Backrest Articulation Mechanism
Backrest, seat, and shroud are injection-molded polypropylene. The seat and backrest are joined by a pair of hidden articulation mechanisms, each consisting of a 14-gauge steel housing, twin 7-gauge levers, and steel coil springs. While maintaining a one-piece shell appearance, this mechanism allows the backrest to move through 17 degrees of movement, about an axis through the hips of the occupant.

Doni Optional Upholstered Seat
Urethane foam is attached to an injection-molded polypropylene liner board, then upholstered using a draw-string process. Seat foam is molded nominal 1" thickness.

Intellect Wave Shell
One-piece contoured shell made of high-impact polypropylene. Colorfastness ensured through complete color impregnation throughout the molded part. Strength and durability shall be assured through an engineered internal structural cavity which eliminates the need for unsightly ribs on the back of the shell. Rolled edges for comfort and strength, textured front and back with a wide, ergonomic handle molded into chair back for ease of mobility. Fastens to frame by a 12-gauge formed steel plate with six torx head screws. Optional upholstered chairs have partially exposed polypropylene surfaces. Fabric is upholstered over 9/16" foam on the seat and fastened to an inner shell with screws.

Strive Shell
Injection molded polypropylene back with integral steel cantilever springs. The combination of the slotted polypropylene back and the spring steel provides a supportive flexing back. Springs are nominal 4.5mm diameter chrome silicon valve spring wire. Injection molded polypropylene seat shall be secured to the chair by a 12-gauge formed steel plate.

Optional upholstered seats have molded urethane foam attached to an injection molded polypropylene seat board, then upholstered using a drawstring process. The assembled seat pad is attached to the seat by means of hidden fasteners.

With optional cantilever arms, the supporting structure is 7/8" O.D. x 13-gauge tubular steel welded directly to the seat support structure and matching the seat and back color. The armcaps are injection molded glass filled polypropylene matching the seat and back color. The armcaps are attached to the steel structure by means of screws.

Strive Optional Upholstered Seat
Molded urethane foam is attached to an injection molded polypropylene seat board, then upholstered using a draw-string process. The assembled seat pad is attached to the seat by means of hidden fasteners.

Surface Support
The worksurface shall be supported from the chair frame by a formed and welded support tube made from 1.125 O.D. 14-gauge steel. The worksurface shall be supported from the support tube by an aluminum gusset die casting with a black powder coated paint finish. The support tube rotates around the chair seat a total of 220º (110º each way from front center). A 1/2" thick steel plug shall be drilled, tapped, and welded into the end of the support tube. The worksurface shall be structurally secured to the support tube with Grade 5, 3/8-16 bolt, held in place with an epoxy patch.

Surface Mechanism
The gusset die casting shall rotate about the support tube by means of a plastic bushing connection, rotating a total of 154º around the support tube. The worksurface shall slide back and forth for a total of 6" of straight in and out movement. The sliding motion shall be accomplished with an aluminum extruded rail and plastic bushing mechanism.

Surface
Plastic
The writing surface of the plastic worksurface shall be injection molded polycarbonate. The understructure of the plastic worksurface shall be black injection molded nylon with fiberglass reinforcement filling.

Laminate
The laminate worksurface shall be 18mm thick Baltic Birch plywood core with .040" laminate face and .020" paper backing sheet. The edge of the wood surface is shaped and sanded with a sealed and clear-coat lacquered finish.

Accessory Rack
Optional accessory rack is constructed of 14-gauge perforated steel wrapped with .25" O.D. steel wire and welded to the frame. Optional cup holder is made of a .25" O.D. steel wire welded with an 11-gauge flat metal round trim plate to the steel racks. Accessory racks (with or without cup holder) are not field-installable or retrofittable.

Casters
Double wheels (60mm) of high-impact thermoplastic with high-impact plastic frame. Carpet or hard floor casters are black only. Optional Bell glides (2" high) made of high-impact plastic also available, black only.

INFORMATION

Warranty
Refer to KI Terms & Conditions document or visit ki.com

Learn2® Classroom Furniture
General Information



	Strive (L2STP/NA/NAR)	Strive with Accessory Rack (L2STP/NA/SAR)	Strive w/Cup Holder Rack (L2STP/NA/CAR)	Strive Armchair (L2STP/CA/NAR)	Strive Armchair with Acc. Rack (L2STP/CA/SAR)	Strive Armchair w/Flat Accessory Rack (L2STP/CA/FBR)
Features						
Accessory rack		•	•		•	•
Cup holder			•			•
General Dimensions						
Seat width	18"	18"	18"	18"	18"	18"
Seat depth	18"	18"	18"	18"	18"	18"
Seat height (upholstered add 1")	18-1/2"	18-1/2"	18-1/2"	18-1/2"	18-1/2"	18-1/2"
Arms to floor				27"	27"	27"
Overall Dimensions						
With worksurface; no accessory rack	23-1/4"W x 28"-34"D			24-1/4"W x 28"-34"D		
With worksurface; with accessory rack		23-1/4"W x 28"-34"D	23-1/4"W x 28"-34"D		24-1/4"W x 28"-34"D	24-1/4"W x 28"-34"D
Height	34-1/2"	34-1/2"	34-1/2"	34-1/2"	34-1/2"	34-1/2"
Worsurface width x depth	21-1/2"W x 13"D	21-1/2"W x 13"D	21-1/2"W x 13"D	21-1/2"W x 13"D	21-1/2"W x 13"D	21-1/2"W x 13"D

NOTE: Overall dimensions above are with surface centered to chair back. Dimensions of surface movement and rotation are not included.

Learn2® Classroom Furniture
General Information



	Wave No Worksurface	Strive No Worksurface (L2SNAP/NA/CAR)	Strive Armchair No Worksurface (L2SNAP/CA/CAR)	Doni No Worksurface (L2DN1)
Features				
Accessory rack	•	•		
Cup holder	•	•		
General Dimensions				
Seat width	17-1/2"	18"	18"	19-1/4"
Seat depth	17"	18"	18"	18-3/4"
Seat height (upholstered add 1")	18-1/2"	18-1/2"	18-1/2"	18-1/2"
Arms to floor			27"	
Overall Dimensions				
No worksurface; no accessory rack	21-1/5"W x 23-1/4"D	21-1/2"W x 23-1/4""D	22-1/2"W x 23-1/4"D	21-1/2"W x 23-1/4""D
No worksurface; with accessory rack	23-1/4"W x 23-1/4"D	23-1/4"W x 23-1/4"D	23-1/4"W x 23-1/4"D	23-1/4"W x 23-1/4"D
Height	33-1/3"	34-1/2"	34-1/2"	34-1/2"

INFORMATION

C.O.M. Testing and Production Requirements
Not all materials are suitable for upholstering this product. A 1 yd. x 54" sample must be submitted and approved prior to acceptance of an order. If the fabric is directional in pattern or weave, the direction must be indicated on the submitted sample, and additional yardage may be requested.

Test samples must be sent to:

KI
Attn: C.O.M. Specialist
1441 Ontario Street
Green Bay, WI 54311

Design
Strive is designed by Giancarlo Piretti and manufactured in the USA by Krueger International, Inc. under license from Pro-Cord S.p.A

KI Color Match Program
KI offers the additional option of color matching paint, polypropylene, or wood stain through Product Modification Requests, contact Customer Service for details.

Whatever you imagine, whatever you require. KI's Color Match program lets you pick your color!

Color Match Process - Poly Seating information can be found here.

INFORMATION

Warranty
Refer to KI Terms & Conditions document or visit ki.com

Frame
Frame consists of 14-gauge, 1" diameter steel tubing bent and welded to a 13-gauge steel stamped seat plate and is finished with baked-on powder-coat paint. The chair frame is topped by two aluminum die castings with a baked-on black powder-coated finish. Castings support the chair seat and provide a means of rotation of the tablet about the seat.

Shell

Dōni®
The backrest and seat are injection-molded polypropylene. The seat and backrest are joined by a pair of hidden articulation mechanisms, each consisting of a 14-gauge steel housing, twin 7-gauge levers and steel coil springs. While maintaining a one-piece shell appearance, this mechanism allows the backrest to recline up to 17 degrees of motion.

Optional upholstered seat is available. Urethane foam is attached to an injection-molded polypropylene liner board, then upholstered using a draw-string process. Seat foam is molded nominal 1" thickness.

Under-seat structure is a die-drawn 12-gauge steel plate. Structure is finished with baked-on electrostatically-applied 30-degree gloss epoxy powder-coat paint.

The Doni shell is designed by Giancarlo Piretti.

Intellect Wave®
One-piece contoured shell is made of high-impact polypropylene. Colorfastness ensured through complete color impregnation throughout the molded part. Strength and durability is assured through an engineered internal structural cavity which eliminates the need for unsightly ribs on the back of the shell. Shells have rolled edges for comfort and strength, textured front and back, with a wide, ergonomic handle molded into the chair back. Shell fastens to the chair by a 12-gauge formed steel plate with six Torx screws.

Optional upholstered chairs have partially exposed polypropylene surfaces. Fabric is upholstered over $^{9}/_{16}$" foam on the seat and fastened to an inner shell with screws.

Strive®
Injection molded polypropylene back with integral steel cantilever springs. The combination of the slotted polypropylene back and the spring steel provides a supportive flexing back. Springs are nominal 4.5 mm diameter chrome silicon valve spring wire. Injection molded polypropylene seat is secured to the chair by a 12-gauge formed steel plate.

Optional Upholstered Seat
Molded urethane foam is attached to an injection molded polypropylene seat board, then upholstered using a draw-string process. The assembled seat pad is attached to the seat by means of hidden fasteners.

Optional Arms
When equipped with optional cantilever arms, the supporting structure is $^{7}/_{8}$" diameter by 13-gauge tubular steel, welded directly to the seat support structure, and matching the seat and back color. The armcaps are injection-molded glass filled polypropylene matching the seat and back color. The armcaps are attached to the steel structure by means of screws.

The Strive shell is designed by Giancarlo Piretti.

The chair shell (either option) swivels a total of 55 degrees (27.5 degrees each way from center) for ease of entry and exit.

Learn2® Classroom Furniture
General Information

Surface Support
The worksurface is supported from the chair frame by a formed and welded support tube made from $1^{1}/_{8}$" diameter, 14-gauge steel. The worksurface is supported from the support tube by an aluminum gusset die casting with a black powder-coated paint finish. The support tube rotates around the chair seat a total of 220 degrees (110 degrees each way from front-center). A $^{1}/_{2}$" thick steel plug is drilled, tapped, and welded into the end of the support tube. The worksurface is structurally secured to the support tube with Grade 5, $^{3}/_{8}$-16 bolt, held in place with an epoxy patch.

Surface Mechanism
The gusset die casting rotates about the support tube by means of a plastic bushing connection, rotating a total of 154 degrees around the support tube (77 degrees each way from center). The worksurface slides back and forth for a total of 6" of straight in and out movement. The sliding motion is accomplished with an aluminum extruded rail and plastic bushing mechanism.

Surface
The worksurface measures 13" x $21^{1}/_{2}$" for a writing surface area of 280 square inches.

Plastic
The writing surface of the plastic worksurface is injection molded ABS and includes two pencil grooves and a thumb guide. The understructure of the plastic worksurface is injection molded nylon with fiberglass reinforcement filling. Top surface available in Black, Flannel, or Warm Grey; bottom understructure is black only.

Laminate
The laminate worksurface is 18 mm thick Baltic Birch plywood core with .040" laminate face and .020" paper backing sheet. The edge of the wood surface is shaped and sanded with a sealed and clear coat lacquered finish. KI standard laminates available (see Color Addendum).

Optional Accessory Racks

Accessory Rack (with or without cupholder)
Racks are constructed of 14-gauge perforated steel wrapped with $^{1}/_{4}$" diameter steel wire and welded to the frame. Optional cup holders are made of a $^{1}/_{4}$" diameter steel wire welded with an 11-gauge flat metal round trim plate to the steel racks. Accessory racks (with or without cupholder) are not field installable or retrofittable.

Flat Accessory Rack
Rack is constructed of 16-gauge perforated steel wrapped with $^{1}/_{4}$" diameter steel wire welded to the frame. The rack is reinforced with stiffener channels that are constructed of 14-gauge CRS that are welded to the perforated steel rack assembly. The rack is fastened to weldments on the chair frame using #10-24 x $^{1}/_{2}$" PEM studs, #10-24 hex nuts and lock washers. The flat accessory rack is not field installable or retrofitable.

Poly Bookbag Rack
Rack is constructed of injection molded polypropylene and has a textured finish. It fastens to the chair using four #12 x $^{3}/_{8}$" Truss head screws and has a molded in cupholder and two accessory slots.

Casters and Glides
Casters are double wheels (60 mm) of high-impact thermoplastic with high impact plastic frame. Carpet or hard floor casters, Black only.

Optional Bell glides (2" high) made of high-impact plastic also available, Black only.

DIMENSIONS

Intellect Wave® Seating

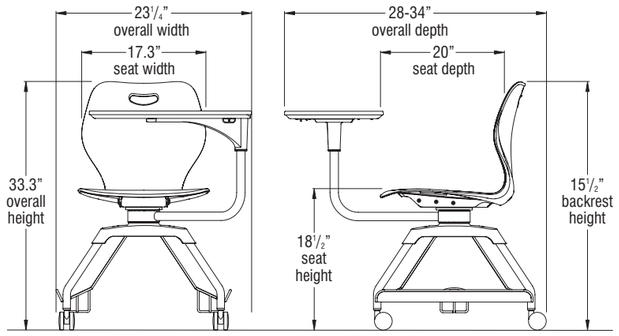

Strive® Seating

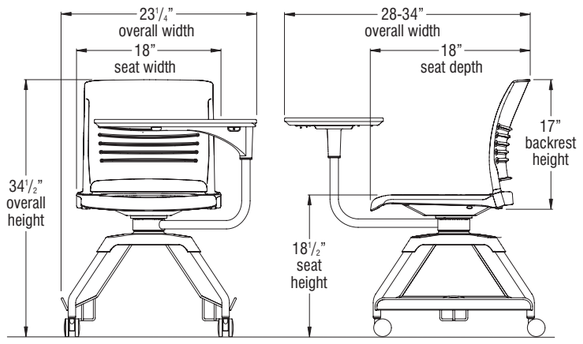

Doni® Seating

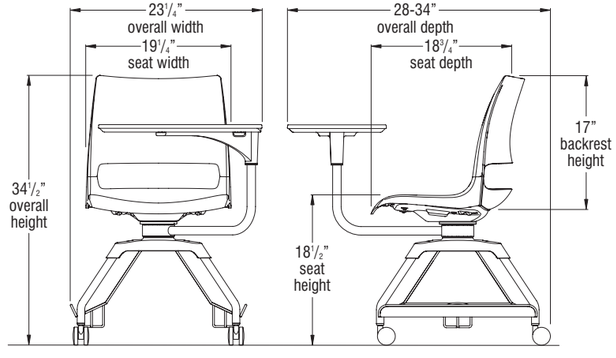

DIMENSIONS

Learn2® Seating Tablet Arm

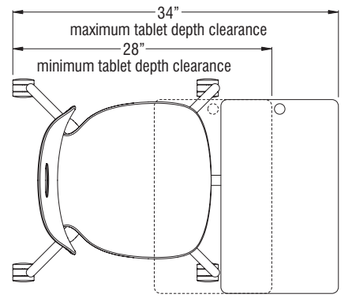

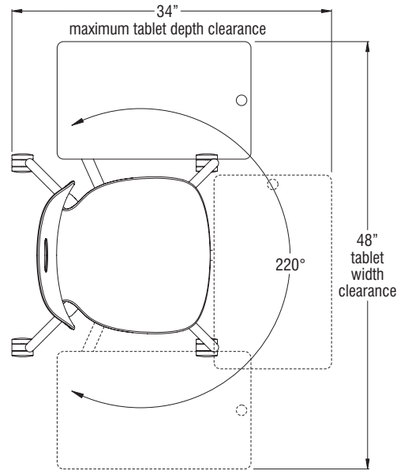

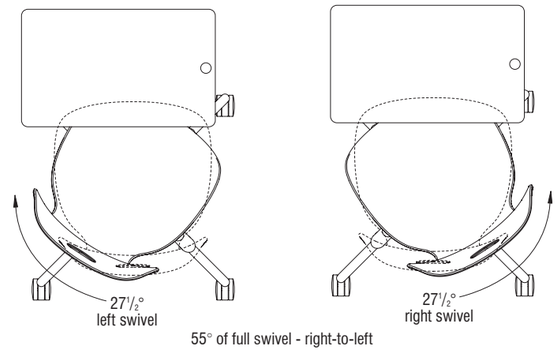

55° of full swivel - right-to-left

Learn2® Classroom Furniture
General Information

STATEMENT OF LINE

Doni® Seating

All models are available in polypropylene seat/backrest, upholstered seat/ polypropylene backrest, or upholstered seat/backrest.



L2DN1NAR



L2DT1NAR



L2DN1SAR



L2DT1SAR



L2DN1CAR



L2DT1CAR



L2DN1FBR



L2DT1FBR



L2DN1PBR



L2DT1PBR

STATEMENT OF LINE

Intellect Wave® Seating



L2WNPNAR



L2WTPNAR



L2WNPSAR



L2WTPSAR



L2WNPCAR



L2WTPCAR



L2WNPFAR



L2WTPFAR



L2WNPPBR



L2WTPPBR

Learn2® Classroom Furniture
General Information

STATEMENT OF LINE

Strive® Seating

All models are available in polypropylene seat/backrest, upholstered seat/ polypropylene backrest, or upholstered seat/backrest.


L2SNPNANAR


L2STPNANAR


L2SNPCANAR


L2STPCANAR


L2SNPNASAR


L2STPNASAR


L2SNPCASAR


L2STPCASAR


L2SNPNACAR


L2STPNACAR


L2SNPCACAR


L2STPCACAR


L2SNPNAFAR


L2STPNAFAR


L2SNPCAFAR


L2STPCAFAR


L2SNPNAPBR


L2STPNAPBR


L2SNPNAPBR


L2STPCAPBR

Learn2® Classroom Furniture
Product Color Options

Learn2®

Frame Color

Black	BL
Blue Grey	GR
Bronze Metallic	ZM
Cayenne	CY
Champagne Metallic	CM
Cool Grey	CG
Cottonwood	CO
Earthen Clay	EY
Espresso Metallic	EX
Everglade Shade	EV
Flannel	FN
Glitz Metallic	GZ
Hazy Jade	HJ
Honey Bee	HY
Light Tone	LG
Mardi Gras	MG
Misty Brown	MY
Nemo	NE
Nordic	ND
Poppy Red	PR
Purple Haze	PH
Rubber Ducky	RK
Sand	SA
Sky Blue	SK
Starlight Silver Metallic	SX
Surf's Up	SP
Twilight Shadow	TI
Ultra Blue	UB
Warm Grey	WG
Zesty Lime	ZL

Additional colors may be available. Please contact KI customer service at 1-800-424-2432.

Surface Color - Plastic Colors

Black	BLWS
Warm Grey	WGWS
Flannel	FNWS

Additional colors may be available. Please contact KI customer service at 1-800-424-2432.

Learn2®

Surface Finish - Laminate Colors

Belair	LBQ
Biltmore Cherry	LBT
Black	LBK
Brighton Walnut	LBW
Canyon Zephyr	LCA
Castle Oak	LCO
Casual Linen	LCU
Cherry Storm	LCX
Classic Linen	LCI
Cloud Zephyr	LCL
Cocobala	LCC
Crisp Linen	LRI
Desert Zephyr	LDZ
Dove Grey	LDG
Fired Steel	LIL
Flax Linen	LXF
Florence Walnut	LFC
Forged Steel	LOL
Friston Ash	LFH
Frosty White	LFW
Graphite Nebula	LGN
Grey	LGE
High Rise	LHE
Hollyberry	LHY
Irish Linen	LIH
Island	LID
Italian Silver Ash	LIT
Kensington Maple	LKM
Lapis Blue	LLB
Markerboard White	LMK
Misted Zephyr	LMR
Monticello Maple	LMT
Nickel Evolv	LNV
North Sea	LNA
Ocean	LON
Pearl Bisque	LPB
Pearl Silver	LPS
Pressed Linen	LPR
River Cherry	LRY
Rugged Linen	LRG
Satin Stainless	LSS
Shadow Zephyr	LSR
Silicon evolv	LSV
Sterling Ash	LAZ
Tailored Linen	LTL
Titanium evolv	LTV
White Nebula	LWL
White Sand	LWN
Windsor Mahogany	LWY

Learn2 - Doni

SOLID COLOR Seat and Back - Polypropylene Non Flame-Retardant

Black	PBL
Blue Grey	PGR
Cool Grey	PCG
Cottonwood	PCO
Earthen Clay	PEY
Everglade Shade	PEV
Flannel	PFN
Hazy Jade	PHJ
Honey Bee	PHY
Light Tone	PLG
Misty Brown	PMY
Nemo	PNE
Nordic	PND
Poppy Red	PPR
Surf's Up	PSP
Twilight Shadow	PTI
Ultra Blue	PUB
Warm Grey	PWG
Zesty Lime	PZL

SOLID COLOR Seat and Back - Polypropylene Flame-Retardant

Black	PBL

The above seating product can be manufactured using the appropriate flame-retardant materials for compliance of California Technical Bulletin 133.

TWO-TONE COLOR Seat and Back - Polypropylene Non Flame-Retardant

Outside / Inside

Outside Black/Inside Cottonwood	OBL/ICO
Outside Blue Grey/Inside Cool Grey	OGR/ICG
Outside Blue Grey/Inside Cottonwood	OGR/ICO
Outside Cool Grey/Inside Cottonwood	OCG/ICO
Outside Flannel/Inside Warm Grey	OFN/IWG
Outside Misty Brown/Inside Cottonwood	OMY/ICO
Outside Nemo/Inside Cottonwood	ONE/ICO
Outside Nordic/Inside Cool Grey	OND/ICG
Outside Poppy Red/Inside Cottonwood	OPR/ICO
Outside Surf's Up/Inside Cool Grey	OSP/ICG
Outside Ultra Blue/Inside Cottonwood	OUB/ICO
Outside Zesty Lime/Inside Cottonwood	OZL/ICO

Learn2® - Intellect Wave®

Seat and Back Color - Polypropylene Non Flame- Retardant

Black	PBL
Blue Grey	PGR
Cayenne	PCY
Cool Grey	PCG
Cottonwood	PCO
Earthen Clay	PEY
Everglade Shade	PEV
Flannel	PFN
Hazy Jade	PHJ
Honey Bee	PHY
Light Tone	PLG
Mardi Gras	PMG
Misty Brown	PMY
Nemo	PNE
Nordic	PND
Poppy Red	PPR
Purple Haze	PPH
Rubber Ducky	PRK
Sand	PSA
Sky Blue	PSK
Surf's Up	PSP
Twilight Shadow	PTI
Ultra Blue	PUB
Warm Grey	PWG
Zesty Lime	PZL

Seat and Back Color - Polypropylene Flame- Retardant

Black	PBL

The above seating product can be manufactured using the appropriate flame-retardant materials for compliance of California Technical Bulletin 133.

Learn2® - Strive®

Seat and Back Color - Polypropylene Non Flame-Retardant for Unupholstered Seats

Black	PBL
Blue Grey	PGR
Cayenne	PCY
Cool Grey	PCG
Cottonwood	PCO
Earthen Clay	PEY
Everglade Shade	PEV
Flannel	PFN
Hazy Jade	PHJ
Honey Bee	PHY
Light Tone	PLG
Mardi Gras	PMG
Misty Brown	PMY
Nemo	PNE
Nordic	PND
Poppy Red	PPR
Purple Haze	PPH
Rubber Ducky	PRK
Sand	PSA
Sky Blue	PSK
Surf's Up	PSP
Twilight Shadow	PTI
Ultra Blue	PUB
Warm Grey	PWG
Zesty Lime	PZL

Seat and Back Color - Polypropylene Non Flame-Retardant for Upholstered Seats

Black	PBL
Blue Grey	PGR
Cayenne	PCY
Cool Grey	PCG
Cottonwood	PCO
Diamond Translucent	PDT
Earthen Clay	PEY
Everglade Shade	PEV
Flannel	PFN
Hazy Jade	PHJ
Honey Bee	PHY
Light Tone	PLG
Mardi Gras	PMG
Misty Brown	PMY
Nemo	PNE
Nordic	PND
Pewter Translucent	PPT
Poppy Red	PPR
Purple Haze	PPH
Rubber Ducky	PRK
Sand	PSA
Sky Blue	PSK
Surf's Up	PSP
Twilight Shadow	PTI
Ultra Blue	PUB
Warm Grey	PWG
Zesty Lime	PZL

Seat and Back Color - Polypropylene Flame-Retardant for Unupholstered and Upholstered Seats

Black	PBL

The above seating product can be manufactured using the appropriate flame-retardant materials for compliance to California Technical Bulletin 133.

Armcaps and glides match the frame color with the following exceptions below:

When frame color is chrome, metallic, or hammertone, the armcaps and glides will match poly color.
When frame color is chrome, metallic, or hammertone, and the poly color is translucent diamond, the armcaps will be light tone.
When frame color is chrome, metallic, or hammertone, and the poly color is translucent pewter, the armcaps will be flannel.

Learn2® Classroom Furniture (Freight Excluded)

Doni® Seating

Learn2® Classroom Furniture (Freight Excluded)
Doni® Seating

	Features	MODEL NUMBER Basic Model	Surface Type	Frame Color	Fire Code	Poly Solid Color	Poly Outside/Inside Color	Surface Finish/ Plastic Color	Glide Option	Uph. Color	Approx. Packaged Weight	Freight Excluded Pricing Unupholstered	Freight Excluded Pricing Fabric Grade 1, C.O.M. & COV	Freight Excluded Pricing Fabric Grade 2	Freight Excluded Pricing Fabric Grade 3 & Group 2V Vinyl	Freight Excluded Pricing Pallas Fabric Group P0	Freight Excluded Pricing Pallas Fabric Group P1	Freight Excluded Pricing Pallas Fabric Group P2	Freight Excluded Pricing Pallas Fabric Group P3	Freight Excluded Pricing Pallas Fabric Group P4
	Solid Color, Polypropylene	L2DT1/NAR	□□	□□	□□□	□□□		□□□□	□□		57.0#	$ 819								
	Solid Color, Upholstered Seat	L2DT2/NAR	□□	□□	□□□	□□□		□□□□	□□	□□□	57.0#	N/A	954	966	984	995	1042	1059	1083	1116
	Two-Tone, Polypropylene	L2DTA/NAR	□□	□□	NFR		□□□□□□	□□□□	□□		57.0#	884								
	Two-Tone, Upholstered Seat	L2DTB/NAR	□□	□□	NFR		□□□□□□	□□□□	□□	□□□	57.0#	N/A	1021	1028	1050	1059	1105	1124	1146	1179
2DWS1																				
2DWS2																				
2DWSA																				
2DWSB																				
Without Accessory Rack																				
• Non-handed worksurface in choice of plastic or laminate																				
• Solid or two-tone colored shell																				
• Unlimited color match's																				
• 17 degrees of hip articulation																				
	Solid Color, Polypropylene	L2DT1/SAR	□□	□□	□□□	□□□		□□□□	□□		57.0#	$ 846								
	Solid Color, Upholstered Seat	L2DT2/SAR	□□	□□	□□□	□□□		□□□□	□□	□□□	57.0#	N/A	982	993	1012	1022	1068	1086	1110	1143
	Two-Tone, Polypropylene	L2DTA/SAR	□□	□□	NFR		□□□□□□	□□□□	□□		57.0#	910								
	Two-Tone, Upholstered Seat	L2DTB/SAR	□□	□□	NFR		□□□□□□	□□□□	□□	□□□	57.0#	N/A	1046	1057	1076	1086	1132	1151	1174	1206
2DWS1																				
2DWS2																				
2DWSA																				
2DWSB																				
Accessory Rack																				
• Non-handed worksurface in choice of plastic or laminate																				
• Accessory rack included on both sides of frame																				
• Solid or two-tone colored shell																				
• Unlimited color match's																				
• 17 degrees of hip articulation																				
		Ⓐ	Ⓑ	Ⓒ	Ⓓ	Ⓔ	Ⓕ	Ⓖ	Ⓗ	Ⓘ										

HOW TO ORDER

Indicate the following information on order form:
1. Quantity of each item.
2. Model number, including options. See "How To Build a Model Number".
3. Any special service required.

Note: • The □ indicates that a choice is required.
- The absence of the □ indicates that no choice is required.
- Alpha-numeric characters in place of □ indicate that no other alternatives are available.

HOW TO BUILD A MODEL NUMBER

Ⓐ Select basic model.

Ⓑ Select worksurface type.

LW	- Laminate worksurface; add $60
PW	- Plastic worksurface

Ⓒ Select frame color.
Refer to the **Product Color Options** page in this price list.

Ⓓ Select fire code.

NFR	- Compliance to TB 117-2013
FR	- Compliance to TB 133

Ⓔ Select solid poly color.
Refer to the **Product Color Options** page in this price list.

Ⓕ Select outside/inside poly color.
Refer to the **Product Color Options** page in this price list.

Ⓖ Select surface finish.
Refer to the **Product Color Options** page in this price list.

Ⓗ Select caster/glide option.

C	- Carpet casters
S	- Hard floor casters
GL	- Glides
SCG	- Front hard floor casters, rear glides
CCG	- Front carpet casters, rear glides

Ⓘ Select upholstery grade/color.
Refer to **ki.com/fabrics**

UPHOLSTERY INFORMATION

C.O.M. Upholstery

C.O.M. requirement for 10 chairs or less with upholstered seat or upholstered seat and back is 3/4 yard per chair of 54" wide nondirectional fabric. For orders of 11 or more with upholstered seat and back and for complete information on ordering C.O.M. see "Ordering C.O.M., C.O.V. and C.O.L." section.

California TB133 Fire Safety Code

For California Technical Bulletin 133 compliant models, add the following upcharge:
Model=Solid Color, Polypropylene
Added List Price=$13
Model=Solid Color, Upholstered Seat
Added List Price=$81

SPECIAL SERVICES

Special Carton Marking

With specially marked information N/C

Shipping

Ships **assembled, FOB Green Bay, WI 54302, freight excluded.** Freight class 300.

Specifications and prices are subject to change without prior notice.

Learn2® Classroom Furniture (Freight Excluded)

Doni® Seating

Learn2® Classroom Furniture (Freight Excluded)

Doni® Seating



2DWS1
2DWS2
2DWSA
2DWSB

Cup Holder/Accessory Rack

- Non-handed worksurface in choice of plastic or laminate
- Cup holder/accessory rack included on both sides of frame
- Solid or two-tone colored shell
- Unlimited color match's
- 17 degrees of hip articulation

Features	MODEL NUMBER Basic Model	Surface Type	Frame Color	Fire Code	Poly Solid Color	Poly Outside/Inside Color	Surface Finish/ Plastic Color	Glide Option	Uph. Color	Approx. Packaged Weight	Freight Excluded Pricing Unupholstered	Freight Excluded Pricing Fabric Grade 1, C.O.M. & COV	Freight Excluded Pricing Fabric Grade 2	Freight Excluded Pricing Fabric Grade 3 & Group 2V Vinyl	Freight Excluded Pricing Pallas Fabric Group P0	Freight Excluded Pricing Pallas Fabric Group P1	Freight Excluded Pricing Pallas Fabric Group P2	Freight Excluded Pricing Pallas Fabric Group P3	Freight Excluded Pricing Pallas Fabric Group P4
Solid Color, Polypropylene	L2DT1/CAR	□□	□□	□□□	□□□		□□□□	□□		57.0#	$ 890								
Solid Color, Upholstered Seat	L2DT2/CAR	□□	□□	□□□	□□□		□□□□	□□	□□□	57.0#	N/A	1025	1037	1055	1064	1112	1129	1153	1187
Two-Tone, Polypropylene	L2DTA/CAR	□□	□□	NFR		□□□□□□	□□□□	□□		57.0#	953								
Two-Tone, Upholstered Seat	L2DTB/CAR	□□	□□	NFR		□□□□□□	□□□□	□□	□□□	57.0#	N/A	1088	1101	1119	1129	1176	1195	1217	1249
		Ⓐ	Ⓑ	Ⓒ	Ⓓ	Ⓔ	Ⓕ	Ⓖ	Ⓗ	Ⓘ									

HOW TO ORDER

Indicate the following information on order form:
1. Quantity of each item.
2. Model number, including options. See "How To Build a Model Number".
3. Any special service required.

Note: • The □ indicates that a choice is required.
• The absence of the □ indicates that no choice is required.
• Alpha-numeric characters in place of □ indicate that no other alternatives are available.

HOW TO BUILD A MODEL NUMBER

Ⓐ Select basic model.

Ⓑ Select worksurface type.

LW	- Laminate worksurface; add $60
PW	- Plastic worksurface

Ⓒ Select frame color.
Refer to the **Product Color Options** page in this price list.

Ⓓ Select fire code.

NFR	- Compliance to TB 117-2013
FR	- Compliance to TB 133

Ⓔ Select solid poly color.
Refer to the **Product Color Options** page in this price list.

Ⓕ Select outside/inside poly color.
Refer to the **Product Color Options** page in this price list.

Ⓖ Select surface finish.
Refer to the **Product Color Options** page in this price list.

Ⓗ Select caster/glide option.

C	- Carpet casters
S	- Hard floor casters
GL	- Glides
SCG	- Front hard floor casters, rear glides
CCG	- Front carpet casters, rear glides

Ⓘ Select upholstery grade/color.
Refer to **ki.com/fabrics**

UPHOLSTERY INFORMATION

C.O.M. Upholstery

C.O.M. requirement for 10 chairs or less with upholstered seat or upholstered seat and back is 3/4 yard per chair of 54" wide nondirectional fabric. For orders of 11 or more with upholstered seat and back and for complete information on ordering C.O.M. see "Ordering C.O.M., C.O.V. and C.O.L." section.

California TB133 Fire Safety Code

For California Technical Bulletin 133 compliant models, add the following upcharge:
Model=Solid Color, Polypropylene
Added List Price=$13
Model=Solid Color, Upholstered Seat
Added List Price=$81

SPECIAL SERVICES

Special Carton Marking

With specially marked information	N/C

Shipping

Ships **assembled, FOB Green Bay, WI 54302, freight excluded.** Freight class 300.

Specifications and prices are subject to change without prior notice.

Learn2® Classroom Furniture (Freight Excluded)

Doni® Seating

Learn2® Classroom Furniture (Freight Excluded)

Doni® Seating



2DWS1
2DWS2
2DWSA
2DWSB

Poly Bookbag Rack

- Non-handed worksurface in choice of plastic or laminate
- Poly bookbag rack included
- Poly bookbag rack includes two accessory slots and a cupholder
- Poly Bookbag rack is only available in black
- Solid or two-tone colored shell
- Unlimited color match's
- 17 degrees of hip articulation

Features	MODEL NUMBER: Basic Model	Surface Type	Frame Color	Fire Code	Poly Solid Color	Poly Outside/Inside Color	Surface Finish/ Plastic Color	Glide Option	Uph. Color	Approx. Packaged Weight	Freight Excluded Pricing Unupholstered	Freight Excluded Pricing Fabric Grade 1, C.O.M. & COV	Freight Excluded Pricing Fabric Grade 2	Freight Excluded Pricing Fabric Grade 3 & Group 2V Vinyl	Freight Excluded Pricing Pallas Fabric Group P0	Freight Excluded Pricing Pallas Fabric Group P1	Freight Excluded Pricing Pallas Fabric Group P2	Freight Excluded Pricing Pallas Fabric Group P3	Freight Excluded Pricing Pallas Fabric Group P4
Solid Color, Polypropylene	L2DT1/PBR	□□	□□	□□□	□□□		□□□□	□□		57.0#	$ 868								
Solid Color, Upholstered Seat	L2DT2/PBR	□□	□□	□□□	□□□		□□□□	□□	□□□	57.0#	N/A	1003	1014	1034	1044	1091	1109	1131	1165
Two-Tone, Polypropylene	L2DTA/PBR	□□	□□	NFR		□□□□□□	□□□□	□□		57.0#	933								
Two-Tone, Upholstered Seat	L2DTB/PBR	□□	□□	NFR		□□□□□□	□□□□	□□	□□□	57.0#	N/A	1070	1077	1099	1109	1155	1172	1195	1228
	A	B	C	D	E	F	G	H	I										

HOW TO ORDER

Indicate the following information on order form:
1. Quantity of each item.
2. Model number, including options. See "How To Build a Model Number".
3. Any special service required.

Note:
- The □ indicates that a choice is required.
- The absence of the □ indicates that no choice is required.
- Alpha-numeric characters in place of □ indicate that no other alternatives are available.

HOW TO BUILD A MODEL NUMBER

A Select basic model.

B Select worksurface type.

LW	- Laminate worksurface; add $60
PW	- Plastic worksurface

C Select frame color.
Refer to the **Product Color Options** page in this price list.

D Select fire code.

NFR	- Compliance to TB 117-2013
FR	- Compliance to TB 133

E Select solid poly color.
Refer to the **Product Color Options** page in this price list.

F Select outside/inside poly color.
Refer to the **Product Color Options** page in this price list.

G Select surface finish.
Refer to the **Product Color Options** page in this price list.

H Select caster/glide option.

C	- Carpet casters
S	- Hard floor casters
GL	- Glides
SCG	- Front hard floor casters, rear glides
CCG	- Front carpet casters, rear glides

I Select upholstery grade/color.
Refer to **ki.com/fabrics**

UPHOLSTERY INFORMATION

C.O.M. Upholstery

C.O.M. requirement for 10 chairs or less with upholstered seat or upholstered seat and back is 3/4 yard per chair of 54" wide nondirectional fabric. For orders of 11 or more with upholstered seat and back and for complete information on ordering C.O.M. see "Ordering C.O.M., C.O.V. and C.O.L." section.

California TB133 Fire Safety Code

For California Technical Bulletin 133 compliant models, add the following upcharge:
Model=Solid Color, Polypropylene
Added List Price=$13
Model=Solid Color, Upholstered Seat
Added List Price=$81

FINISH INFORMATION

Poly Bookbag Rack comes standard in Black. Other KI standard poly colors are available through a Product Modification Request. No upcharge or fees apply for orders of 20 or more. A net setup fee applies for orders of 19 or less. Please allow up 1 week additional leadtime.

SPECIAL SERVICES

Special Carton Marking

With specially marked information N/C

Shipping

Ships **assembled, FOB Green Bay, WI 54302, freight excluded.** Freight class 300.

Specifications and prices are subject to change without prior notice.

Learn2® Classroom Furniture (Freight Excluded)

Doni® Seating

Learn2® Classroom Furniture (Freight Excluded)

Doni® Seating



2DWS1
2DWS2
2DWSA
2DWSB

Flat Accessory Rack

- Non-handed worksurface in choice of plastic or laminate
- Flat accessory rack included
- Solid or two-tone colored shell
- Unlimited color match's
- 17 degrees of hip articulation

		MODEL NUMBER																			
	Features	Basic Model	Surface Type	Frame Color	Fire Code	Poly Solid Color	Poly Outside/Inside Color	Surface Finish/ Plastic Color	Glide Option	Uph. Color	Approx. Packaged Weight	Freight Excluded Pricing Unupholstered	Freight Excluded Pricing Fabric Grade 1, C.O.M. & COV	Freight Excluded Pricing Fabric Grade 2	Freight Excluded Pricing Fabric Grade 3 & Group 2V Vinyl	Freight Excluded Pricing Pallas Fabric Group P0	Freight Excluded Pricing Pallas Fabric Group P1	Freight Excluded Pricing Pallas Fabric Group P2	Freight Excluded Pricing Pallas Fabric Group P3	Freight Excluded Pricing Pallas Fabric Group P4
	Solid Color, Polypropylene	L2DT1/FBR	□□	□□	□□□	□□□		□□□□	□□		57.0#	$ 890								
	Solid Color, Upholstered Seat	L2DT2/FBR	□□	□□	□□□	□□□		□□□□	□□	□□□	57.0#	N/A	1025	1037	1055	1064	1112	1129	1153	1187
	Two-Tone, Polypropylene	L2DTA/FBR	□□	□□	NFR		□□□□□□	□□□□	□□		57.0#	953								
	Two-Tone, Upholstered Seat	L2DTB/FBR	□□	□□	NFR		□□□□□□	□□□□	□□	□□□	57.0#	N/A	1088	1101	1119	1129	1176	1195	1217	1249
		Ⓐ	Ⓑ	Ⓒ	Ⓓ	Ⓔ	Ⓕ	Ⓖ	Ⓗ	Ⓘ										

HOW TO ORDER

Indicate the following information on order form:
1. Quantity of each item.
2. Model number, including options. See "How To Build a Model Number".
3. Any special service required.

Note: • The □ indicates that a choice is required.
• The absence of the □ indicates that no choice is required.
• Alpha-numeric characters in place of □ indicate that no other alternatives are available.

HOW TO BUILD A MODEL NUMBER

Ⓐ Select basic model.

Ⓑ Select worksurface type.

LW	- Laminate worksurface; add $60
PW	- Plastic worksurface

Ⓒ Select frame color.
Refer to the **Product Color Options** page in this price list.

Ⓓ Select fire code.

NFR	- Compliance to TB 117-2013
FR	- Compliance to TB 133

Ⓔ Select solid poly color.
Refer to the **Product Color Options** page in this price list.

Ⓕ Select outside/inside poly color.
Refer to the **Product Color Options** page in this price list.

Ⓖ Select surface finish.
Refer to the **Product Color Options** page in this price list.

Ⓗ Select caster/glide option.

C	- Carpet casters
S	- Hard floor casters
GL	- Glides
SCG	- Front hard floor casters, rear glides
CCG	- Front carpet casters, rear glides

Ⓘ Select upholstery grade/color.
Refer to **ki.com/fabrics**

UPHOLSTERY INFORMATION

C.O.M. Upholstery

C.O.M. requirement for 10 chairs or less with upholstered seat or upholstered seat and back is 3/4 yard per chair of 54" wide nondirectional fabric. For orders of 11 or more with upholstered seat and back and for complete information on ordering C.O.M. see "Ordering C.O.M., C.O.V. and C.O.L." section.

California TB133 Fire Safety Code

For California Technical Bulletin 133 compliant models, add the following upcharge:
Model=Solid Color, Polypropylene
Added List Price=$13
Model=Solid Color, Upholstered Seat
Added List Price=$81

SPECIAL SERVICES

Special Carton Marking

With specially marked information	N/C

Shipping

Ships **assembled, FOB Green Bay, WI 54302, freight excluded.** Freight class 300.

Specifications and prices are subject to change without prior notice.

Learn2® Classroom Furniture (Freight Excluded)

Intellect Wave® Seating

Learn2® Classroom Furniture (Freight Excluded)
Intellect Wave® Seating

	MODEL	Features	MODEL NUMBER: Basic Model	Surface Type (A)	Frame Color (B)	Fire Code (C)	Shell Color (D)	Surface Finish/ Plastic Color (E)	Glide Option (F)	Uph. Color (G)	Approx. Packaged Weight	Freight Excluded Pricing	Freight Excluded Pricing Fabric Grade 1, C.O.M. & COV	Freight Excluded Pricing Fabric Grade 2	Freight Excluded Pricing Fabric Grade 3 & Group 2V Vinyl	Freight Excluded Pricing Pallas Fabric Group P0	Freight Excluded Pricing Pallas Fabric Group P1	Freight Excluded Pricing Pallas Fabric Group P2	Freight Excluded Pricing Pallas Fabric Group P3	Freight Excluded Pricing Pallas Fabric Group P4
 2WWSP 2WWSU	**Without Accessory Rack** • Non-handed worksurface in choice of plastic or laminate	Polypropylene	L2WTP/NAR	☐☐	☐☐	☐☐☐	☐☐☐	☐☐☐☐	☐☐		37.0#	$ 669								
		Upholstered Seat	L2WTUS/NAR	☐☐	☐☐	☐☐☐	☐☐☐	☐☐☐☐	☐☐	☐☐☐	40.0#	N/A	734	739	751	739	786	801	822	838
 2WWSP 2WWSU	**Accessory Rack** • Non-handed worksurface in choice of plastic or laminate • Accessory rack included on both sides of frame	Polypropylene	L2WTP/SAR	☐☐	☐☐	☐☐☐	☐☐☐	☐☐☐☐	☐☐		46.0#	$ 694								
		Upholstered Seat	L2WTUS/SAR	☐☐	☐☐	☐☐☐	☐☐☐	☐☐☐☐	☐☐	☐☐☐	49.0#	N/A	761	765	777	765	813	828	850	863
 2WWSP 2WWSU	**Cup Holder/Accessory Rack** • Non-handed worksurface in choice of plastic or laminate • Cup holder/accessory rack included on both sides of frame	Polypropylene	L2WTP/CAR	☐☐	☐☐	☐☐☐	☐☐☐	☐☐☐☐	☐☐		46.0#	$ 738								
		Upholstered Seat	L2WTUS/CAR	☐☐	☐☐	☐☐☐	☐☐☐	☐☐☐☐	☐☐	☐☐☐	49.0#	N/A	804	808	821	808	856	871	891	906

Ⓐ Ⓑ Ⓒ Ⓓ Ⓔ Ⓕ Ⓖ Ⓗ

HOW TO ORDER

Indicate the following information on order form:
1. Quantity of each item.
2. Model number, including options. See “How To Build a Model Number”.
3. Any special service required.

Note: • The ☐ indicates that a choice is required.
- The absence of the ☐ indicates that no choice is required.
- Alpha-numeric characters in place of ☐ indicate that no other alternatives are available.

HOW TO BUILD A MODEL NUMBER

Ⓐ Select basic model.

Ⓑ Select worksurface type.

LW	- Laminate worksurface; add $60
PW	- Plastic worksurface

Ⓒ Select frame color.
Refer to the **Product Color Options** page in this price list.

Ⓓ Select fire code.

NFR	- Compliance to TB 117-2013
FR	- Compliance to TB 133

See Upholstery Information for TB133 upcharge.

Ⓔ Select shell color.
Refer to the **Product Color Options** page in this price list.

Ⓕ Select surface finish.
Refer to the **Product Color Options** page in this price list.

Ⓖ Select caster/glide option.

C	- Carpet casters
S	- Hard floor casters
GL	- Glides
SCG	- Front hard floor casters, rear glides
CCG	- Front carpet casters, rear glides

Ⓗ Select upholstery grade/color.
Refer to **ki.com/fabrics**

UPHOLSTERY INFORMATION

C.O.M. Upholstery

C.O.M. requirement is 5/8 yard per chair for seat of 54” wide nondirectional fabric. For complete information on ordering C.O.M. see “Ordering C.O.M., C.O.V. and C.O.L.” section.

California TB133 Fire Safety Code

For California Technical Bulletin 133 compliant models, add the following upcharge:
Model=Polypropylene
Added List Price=$26
Model=Upholstered Seat
Added List Price=$76

SPECIAL SERVICES

Special Carton Marking

With specially marked information N/C

Shipping

Ships **assembled, FOB Green Bay, WI 54302, freight excluded.** Freight class 300.

Specifications and prices are subject to change without prior notice.

Learn2® Classroom Furniture (Freight Excluded)

Intellect Wave® Seating

Learn2® Classroom Furniture (Freight Excluded)
Intellect Wave® Seating

	MODEL	Features	MODEL NUMBER: Basic Model	Surface Type	Frame Color	Fire Code	Shell Color	Surface Finish/ Plastic Color	Glide Option	Uph. Color	Approx. Packaged Weight	Freight Excluded Pricing	Freight Excluded Pricing Fabric Grade 1, C.O.M. & COV	Freight Excluded Pricing Fabric Grade 2	Freight Excluded Pricing Fabric Grade 3 & Group 2V Vinyl	Freight Excluded Pricing Pallas Fabric Group P0	Freight Excluded Pricing Pallas Fabric Group P1	Freight Excluded Pricing Pallas Fabric Group P2	Freight Excluded Pricing Pallas Fabric Group P3	Freight Excluded Pricing Pallas Fabric Group P4
	**Poly Bookbag Rack** • Non-handed worksurface in choice of plastic or laminate • Poly bookbag rack included • Poly bookbag rack includes two accessory slots and a cupholder • Poly Bookbag rack is only available in black	Polypropylene	L2WTP/PBR	□□	□□	□□□	□□□	□□□□	□□		46.0#	$ 717								
2WWSP 2WWSU		Upholstered Seat	L2WTUS/PBR	□□	□□	□□□	□□□	□□□□	□□	□□□	49.0#	N/A	782	789	800	789	835	851	871	886
	**Flat Accessory Rack** • Non-handed worksurface in choice of plastic or laminate • Flat accessory rack included	Polypropylene	L2WTP/FBR	□□	□□	□□□	□□□	□□□□	□□		46.0#	$ 738								
2WWSP 2WWSU		Upholstered Seat	L2WTUS/FBR	□□	□□	□□□	□□□	□□□□	□□	□□□	49.0#	N/A	804	808	821	808	856	871	891	906
			Ⓐ	Ⓑ	Ⓒ	Ⓓ	Ⓔ	Ⓕ	Ⓖ	Ⓗ										

HOW TO ORDER

Indicate the following information on order form:
1. Quantity of each item.
2. Model number, including options. See "How To Build a Model Number".
3. Any special service required.

Note: • The □ indicates that a choice is required.
- The absence of the □ indicates that no choice is required.
- Alpha-numeric characters in place of □ indicate that no other alternatives are available.

HOW TO BUILD A MODEL NUMBER

Ⓐ Select basic model.

Ⓑ Select worksurface type.

LW	- Laminate worksurface; add $60
PW	- Plastic worksurface

Ⓒ Select frame color.
Refer to the **Product Color Options** page in this price list.

Ⓓ Select fire code.

FR	- Compliance to TB 133
NFR	- Compliance to TB 117-2013

See Upholstery Information for TB133 upcharge.

Ⓔ Select shell color.
Refer to the **Product Color Options** page in this price list.

Ⓕ Select surface finish.
Refer to the **Product Color Options** page in this price list.

Ⓖ Select caster/glide option.

C	- Carpet casters
S	- Hard floor casters
GL	- Glides
SCG	- Front hard floor casters, rear glides
CCG	- Front carpet casters, rear glides

Ⓗ Select upholstery grade/color.
Refer to **ki.com/fabrics**

UPHOLSTERY INFORMATION

C.O.M. Upholstery

C.O.M. requirement is 5/8 yard per chair for seat of 54" wide nondirectional fabric. For complete information on ordering C.O.M. see "Ordering C.O.M., C.O.V. and C.O.L." section.

California TB133 Fire Safety Code

For California Technical Bulletin 133 compliant models, add the following upcharge:
Model=Polypropylene
Added List Price=$26
Model=Upholstered Seat
Added List Price=$76

FINISH INFORMATION

Poly Bookbag Rack comes standard in Black. Other KI standard poly colors are available through a Product Modification Request. No upcharge or fees apply for orders of 20 or more. A net setup fee applies for orders of 19 or less. Please allow up 1 week additional leadtime.

SPECIAL SERVICES

Special Carton Marking

With specially marked information	N/C

Shipping

Ships **assembled, FOB Green Bay, WI 54302, freight excluded.** Freight class 300.

Specifications and prices are subject to change without prior notice.

Learn2® Classroom Furniture (Freight Excluded)

Strive® Seating

Learn2® Classroom Furniture (Freight Excluded)
Strive® Seating

	MODEL	Features	MODEL NUMBER: Basic Model	Surface Type	Frame Color	Fire Code	Shell Color	Surface Finish/ Plastic Color	Glide Option	Uph. Color	Approx. Packaged Weight	Freight Excluded Pricing	Freight Excluded Pricing Fabric Grade 1, C.O.M. & COV	Freight Excluded Pricing Fabric Grade 2	Freight Excluded Pricing Fabric Grade 3 & Group 2V Vinyl	Freight Excluded Pricing Pallas Fabric Group P0	Freight Excluded Pricing Pallas Fabric Group P1	Freight Excluded Pricing Pallas Fabric Group P2	Freight Excluded Pricing Pallas Fabric Group P3	Freight Excluded Pricing Pallas Fabric Group P4
	**Without Accessory Rack** • Non-handed worksurface in choice of plastic or laminate	Polypropylene	L2STP/NA/NAR	☐☐	☐☐	☐☐☐	☐☐☐	☐☐☐☐	☐☐		48.0#	$ 793								
		Upholstered Seat	L2STUS/NA/NAR	☐☐	☐☐	☐☐☐	☐☐☐	☐☐☐☐	☐☐	☐☐☐	51.0#	N/A	862	895	908	902	949	973	995	1014
2SWSP 2SWSU																				
	**Accessory Rack** • Non-handed worksurface in choice of plastic or laminate • Accessory rack included on both sides of frame	Polypropylene	L2STP/NA/SAR	☐☐	☐☐	☐☐☐	☐☐☐	☐☐☐☐	☐☐		57.0#	$ 821								
		Upholstered Seat	L2STUS/NA/SAR	☐☐	☐☐	☐☐☐	☐☐☐	☐☐☐☐	☐☐	☐☐☐	60.0#	N/A	889	921	934	930	975	996	1021	1042
2SWSP 2SWSU																				
	**Cup Holder/Accessory Rack** • Non-handed worksurface in choice of plastic or laminate • Cup holder/accessory rack included on both sides of frame	Polypropylene	L2STP/NA/CAR	☐☐	☐☐	☐☐☐	☐☐☐	☐☐☐☐	☐☐		57.0#	$ 863								
		Upholstered Seat	L2STUS/NA/CAR	☐☐	☐☐	☐☐☐	☐☐☐	☐☐☐☐	☐☐	☐☐☐	60.0#	N/A	932	964	979	974	1020	1042	1064	1085
2SWSP 2SWSU																				
				Ⓐ	Ⓑ	Ⓒ	Ⓓ	Ⓔ	Ⓕ	Ⓖ	Ⓗ									

HOW TO ORDER

Indicate the following information on order form:
1. Quantity of each item.
2. Model number, including options. See "How To Build a Model Number".
3. Any special service required.

Note: • The ☐ indicates that a choice is required.
- The absence of the ☐ indicates that no choice is required.
- Alpha-numeric characters in place of ☐ indicate that no other alternatives are available.

HOW TO BUILD A MODEL NUMBER

Ⓐ Select basic model.

Ⓑ Select worksurface type.

LW	- Laminate worksurface; add $60
PW	- Plastic worksurface

Ⓒ Select frame color.
Refer to the **Product Color Options** page in this price list.

Ⓓ Select fire code.

FR	- Compliance to TB 133
NFR	- Compliance to TB 117-2013

See Upholstery Information for TB133 upcharge.

Ⓔ Select poly seat and back color.
Refer to the **Product Color Options** page in this price list.

Ⓕ Select surface finish.
Refer to the **Product Color Options** page in this price list.

Ⓖ Select caster/glide option.

C	- Carpet casters
S	- Hard floor casters
GL	- Glides
SCG	- Front hard floor casters, rear glides
CCG	- Front carpet casters, rear glides

Ⓗ Select upholstery grade/color.
Refer to **ki.com/fabrics**

UPHOLSTERY INFORMATION

C.O.M. Upholstery

C.O.M. requirement for 10 chairs or less with upholstered seat or upholstered seat and back is 3/4 yard per chair of 54" wide nondirectional fabric. For orders of 11 or more with upholstered seat and back and for complete information on ordering C.O.M. see "Ordering C.O.M., C.O.V. and C.O.L." section.

California TB133 Fire Safety Code

For California Technical Bulletin 133 compliant models, add the following upcharge:
Model=Polypropylene
Added List Price=$13
Model=Upholstered Seat
Added List Price=$78

SPECIAL SERVICES

Special Carton Marking

With specially marked information N/C

Shipping

Ships **assembled, FOB Green Bay, WI 54302, freight excluded.** Freight class 300.

Specifications and prices are subject to change without prior notice.

Learn2® Classroom Furniture (Freight Excluded)

Strive® Seating

Learn2® Classroom Furniture (Freight Excluded)
Strive® Seating

	MODEL	Features	MODEL NUMBER: Basic Model	Surface Type (A)	Frame Color (B)	Fire Code (C)	Shell Color (D)	Surface Finish/ Plastic Color (E)	Glide Option (F)	Uph. Color (G)	Approx. Packaged Weight	Freight Excluded Pricing	Freight Excluded Pricing Fabric Grade 1, C.O.M. & COV	Freight Excluded Pricing Fabric Grade 2	Freight Excluded Pricing Fabric Grade 3 & Group 2V Vinyl	Freight Excluded Pricing Pallas Fabric Group P0	Freight Excluded Pricing Pallas Fabric Group P1	Freight Excluded Pricing Pallas Fabric Group P2	Freight Excluded Pricing Pallas Fabric Group P3	Freight Excluded Pricing Pallas Fabric Group P4
	**Poly Bookbag Rack** • Non-handed worksurface in choice of plastic or laminate • Poly bookbag rack included • Poly bookbag rack includes two accessory slots and a cupholder • Poly Bookbag rack is only available in black	Polypropylene	L2STP/NA/PBR	□□	□□	□□□	□□□	□□□□	□□		57.0#	$ 842								
2SWSP 2SWSU		Upholstered Seat	L2STUS/NA/PBR	□□	□□	□□□	□□□	□□□□	□□	□□□	60.0#	N/A	911	944	958	950	998	1022	1044	1064
	**Flat Accessory Rack** • Non-handed worksurface in choice of plastic or laminate • Flat accessory rack included	Polypropylene	L2STP/NA/FBR	□□	□□	□□□	□□□	□□□□	□□		57.0#	$ 863								
2SWSP 2SWSU		Upholstered Seat	L2STUS/NA/FBR	□□	□□	□□□	□□□	□□□□	□□	□□□	60.0#	N/A	932	964	979	974	1020	1042	1064	1085

HOW TO ORDER

Indicate the following information on order form:
1. Quantity of each item.
2. Model number, including options. See "How To Build a Model Number".
3. Any special service required.

Note: • The □ indicates that a choice is required.
- The absence of the □ indicates that no choice is required.
- Alpha-numeric characters in place of □ indicate that no other alternatives are available.

HOW TO BUILD A MODEL NUMBER

A Select basic model.

B Select worksurface type.

LW	- Laminate worksurface; add $60
PW	- Plastic worksurface

C Select frame color.
Refer to the **Product Color Options** page in this price list.

D Select fire code.

FR	- Compliance to TB 133
NFR	- Compliance to TB 117-2013

See Upholstery Information for TB133 upcharge.

E Select poly seat and back color.
Refer to the **Product Color Options** page in this price list.

F Select surface finish.
Refer to the **Product Color Options** page in this price list.

G Select caster/glide option.

C	- Carpet casters
S	- Hard floor casters
GL	- Glides
SCG	- Front hard floor casters, rear glides
CCG	- Front carpet casters, rear glides

H Select upholstery grade/color.
Refer to **ki.com/fabrics**

UPHOLSTERY INFORMATION

C.O.M. Upholstery

C.O.M. requirement for 10 chairs or less with upholstered seat or upholstered seat and back is 3/4 yard per chair of 54" wide nondirectional fabric. For orders of 11 or more with upholstered seat and back and for complete information on ordering C.O.M. see "Ordering C.O.M., C.O.V. and C.O.L." section.

California TB133 Fire Safety Code

For California Technical Bulletin 133 compliant models, add the following upcharge:
Model=Polypropylene
Added List Price=$13
Model=Upholstered Seat
Added List Price=$78

FINISH INFORMATION

Poly Bookbag Rack comes standard in Black. Other KI standard poly colors are available through a Product Modification Request. No upcharge or fees apply for orders of 20 or more. A net setup fee applies for orders of 19 or less. Please allow up 1 week additional leadtime.

SPECIAL SERVICES

Special Carton Marking

With specially marked information	N/C

Shipping

Ships **assembled, FOB Green Bay, WI 54302, freight excluded.** Freight class 300.

Specifications and prices are subject to change without prior notice.

Learn2® Classroom Furniture (Freight Excluded)

Strive® Seating

Learn2® Classroom Furniture (Freight Excluded)
Strive® Seating

	MODEL	Features	MODEL NUMBER: Basic Model	Surface Type	Frame Color	Fire Code	Shell Color	Surface Finish/ Plastic Color	Glide Option	Uph. Color	Approx. Packaged Weight	Freight Excluded Pricing	Freight Excluded Pricing Fabric Grade 1, C.O.M. & COV	Freight Excluded Pricing Fabric Grade 2	Freight Excluded Pricing Fabric Grade 3 & Group 2V Vinyl	Freight Excluded Pricing Pallas Fabric Group P0	Freight Excluded Pricing Pallas Fabric Group P1	Freight Excluded Pricing Pallas Fabric Group P2	Freight Excluded Pricing Pallas Fabric Group P3	Freight Excluded Pricing Pallas Fabric Group P4
	**Armchair without Accessory Rack** • Non-handed worksurface in choice of plastic or laminate	Polypropylene	L2STP/CA/NAR	□□	□□	□□□	□□□	□□□□	□□		51.0#	$ 860								
2SWSP 2SWSU		Upholstered Seat	L2STUS/CA/NAR	□□	□□	□□□	□□□	□□□□	□□	□□□	54.0#	N/A	930	959	975	969	1014	1038	1060	1081
	**Armchair with Accessory Rack** • Non-handed worksurface in choice of plastic or laminate • Accessory rack included on both sides of frame	Polypropylene	L2STP/CA/SAR	□□	□□	□□□	□□□	□□□□	□□		60.0#	$ 886								
2SWSP 2SWSU		Upholstered Seat	L2STUS/CA/SAR	□□	□□	□□□	□□□	□□□□	□□	□□□	63.0#	N/A	954	985	1000	995	1042	1063	1087	1106
	**Armchair with Cup Holder/Accessory Rack** • Non-handed worksurface in choice of plastic or laminate • Cup holder/accessory rack included on both sides of frame	Polypropylene	L2STP/CA/CAR	□□	□□	□□□	□□□	□□□□	□□		60.0#	$ 930								
2SWSP 2SWSU		Upholstered Seat	L2STUS/CA/CAR	□□	□□	□□□	□□□	□□□□	□□	□□□	63.0#	N/A	997	1028	1045	1039	1085	1106	1131	1151

Ⓐ Ⓑ Ⓒ Ⓓ Ⓔ Ⓕ Ⓖ Ⓗ

HOW TO ORDER

Indicate the following information on order form:
1. Quantity of each item.
2. Model number, including options. See "How To Build a Model Number".
3. Any special service required.

Note: • The □ indicates that a choice is required.
- The absence of the □ indicates that no choice is required.
- Alpha-numeric characters in place of □ indicate that no other alternatives are available.

HOW TO BUILD A MODEL NUMBER

Ⓐ Select basic model.

Ⓑ Select worksurface type.

LW	- Laminate worksurface; add $60
PW	- Plastic worksurface

Ⓒ Select frame color.
Refer to the **Product Color Options** page in this price list.

Ⓓ Select fire code.

FR	- Compliance to TB 133
NFR	- Compliance to TB 117-2013

See Upholstery Information for TB133 upcharge.

Ⓔ Select poly seat and back color.
Refer to the **Product Color Options** page in this price list.

Ⓕ Select surface finish.
Refer to the **Product Color Options** page in this price list.

Ⓖ Select caster/glide option.

C	- Carpet casters
S	- Hard floor casters
GL	- Glides
SCG	- Front hard floor casters, rear glides
CCG	- Front carpet casters, rear glides

Ⓗ Select upholstery grade/color.
Refer to **ki.com/fabrics**

UPHOLSTERY INFORMATION

C.O.M. Upholstery

C.O.M. requirement for 10 chairs or less with upholstered seat or upholstered seat and back is 3/4 yard per chair of 54" wide nondirectional fabric. For orders of 11 or more with upholstered seat and back and for complete information on ordering C.O.M. see "Ordering C.O.M., C.O.V. and C.O.L." section.

California TB133 Fire Safety Code

For California Technical Bulletin 133 compliant models, add the following upcharge:
Model=Polypropylene
Added List Price=$13
Model=Upholstered Seat
Added List Price=$78

SPECIAL SERVICES

Special Carton Marking

With specially marked information N/C

Shipping

Ships **assembled, FOB Green Bay, WI 54302, freight excluded.** Freight class 300.

Specifications and prices are subject to change without prior notice.

Learn2® Classroom Furniture (Freight Excluded)

Strive® Seating

Learn2® Classroom Furniture (Freight Excluded)
Strive® Seating

	MODEL	Features	MODEL NUMBER: Basic Model	Surface Type	Frame Color	Fire Code	Shell Color	Surface Finish/ Plastic Color	Glide Option	Uph. Color	Approx. Packaged Weight	Freight Excluded Pricing	Freight Excluded Pricing Fabric Grade 1, C.O.M. & COV	Freight Excluded Pricing Fabric Grade 2	Freight Excluded Pricing Fabric Grade 3 & Group 2V Vinyl	Freight Excluded Pricing Pallas Fabric Group P0	Freight Excluded Pricing Pallas Fabric Group P1	Freight Excluded Pricing Pallas Fabric Group P2	Freight Excluded Pricing Pallas Fabric Group P3	Freight Excluded Pricing Pallas Fabric Group P4
	**Armchair with Poly Bookbag Rack** • Non-handed worksurface in choice of plastic or laminate • Poly bookbag rack included • Poly bookbag rack includes two accessory slots and a cupholder • Poly Bookbag rack is only available in black	Polypropylene	L2STP/CA/PBR	☐☐	☐☐	☐☐☐	☐☐☐	☐☐☐☐	☐☐		60.0#	$ 910								
		Upholstered Seat	L2STUS/CA/PBR	☐☐	☐☐	☐☐☐	☐☐☐	☐☐☐☐	☐☐	☐☐☐	63.0#	N/A	979	1008	1024	1019	1064	1087	1110	1130
2SWSP 2SWSU																				
	**Armchair with Flat Accessory Rack** • Non-handed worksurface in choice of plastic or laminate • Flat accessory rack included	Polypropylene	L2STP/CA/FBR	☐☐	☐☐	☐☐☐	☐☐☐	☐☐☐☐	☐☐		60.0#	$ 930								
		Upholstered Seat	L2STUS/CA/FBR	☐☐	☐☐	☐☐☐	☐☐☐	☐☐☐☐	☐☐	☐☐☐	63.0#	N/A	997	1028	1045	1039	1085	1106	1131	1151
2SWSP 2SWSU																				
			Ⓐ	Ⓑ	Ⓒ	Ⓓ	Ⓔ	Ⓕ	Ⓖ	Ⓗ										

HOW TO ORDER

Indicate the following information on order form:
1. Quantity of each item.
2. Model number, including options. See “How To Build a Model Number”.
3. Any special service required.

Note: • The ☐ indicates that a choice is required.
- The absence of the ☐ indicates that no choice is required.
- Alpha-numeric characters in place of ☐ indicate that no other alternatives are available.

HOW TO BUILD A MODEL NUMBER

Ⓐ Select basic model.

Ⓑ Select worksurface type.

LW	- Laminate worksurface; add $60
PW	- Plastic worksurface

Ⓒ Select frame color.
Refer to the **Product Color Options** page in this price list.

Ⓓ Select fire code.

FR	- Compliance to TB 133
NFR	- Compliance to TB 117-2013

See Upholstery Information for TB133 upcharge.

Ⓔ Select poly seat and back color.
Refer to the **Product Color Options** page in this price list.

Ⓕ Select surface finish.
Refer to the **Product Color Options** page in this price list.

Ⓖ Select caster/glide option.

C	- Carpet casters
S	- Hard floor casters
GL	- Glides
SCG	- Front hard floor casters, rear glides
CCG	- Front carpet casters, rear glides

Ⓗ Select upholstery grade/color.
Refer to **ki.com/fabrics**

UPHOLSTERY INFORMATION

C.O.M. Upholstery

C.O.M. requirement for 10 chairs or less with upholstered seat or upholstered seat and back is 3/4 yard per chair of 54” wide nondirectional fabric. For orders of 11 or more with upholstered seat and back and for complete information on ordering C.O.M. see “Ordering C.O.M., C.O.V. and C.O.L.” section.

California TB133 Fire Safety Code

For California Technical Bulletin 133 compliant models, add the following upcharge:
Model=Polypropylene
Added List Price=$13
Model=Upholstered Seat
Added List Price=$78

FINISH INFORMATION

Poly Bookbag Rack comes standard in Black. Other KI standard poly colors are available through a Product Modification Request. No upcharge or fees apply for orders of 20 or more. A net setup fee applies for orders of 19 or less. Please allow up 1 week additional leadtime.

SPECIAL SERVICES

Special Carton Marking

With specially marked information	N/C

Shipping

Ships **assembled, FOB Green Bay, WI 54302, freight excluded.** Freight class 300.

Specifications and prices are subject to change without prior notice.

Learn2® Classroom Furniture (Freight Excluded)

Doni® Seating

Learn2® Classroom Furniture (Freight Excluded)
Doni® Seating

	Features	MODEL NUMBER Basic Model	Frame Color	Fire Code	Poly Solid Color	Poly Outside/Inside Color	Glide Option	Uph. Color	Approx. Packaged Weight	Freight Excluded Pricing Unupholstered	Freight Excluded Pricing Fabric Grade 1, C.O.M. & COV	Freight Excluded Pricing Fabric Grade 2	Freight Excluded Pricing Fabric Grade 3 & Group 2V Vinyl	Freight Excluded Pricing Pallas Fabric Group P0	Freight Excluded Pricing Pallas Fabric Group P1	Freight Excluded Pricing Pallas Fabric Group P2	Freight Excluded Pricing Pallas Fabric Group P3	Freight Excluded Pricing Pallas Fabric Group P4
	Solid Color, Polypropylene	L2DN1/NAR	☐☐	☐☐☐	☐☐☐		☐☐		57.0#	$ 657								
	Solid Color, Upholstered Seat	L2DN2/NAR	☐☐	☐☐☐	☐☐☐		☐☐	☐☐☐	57.0#	N/A	793	803	822	831	880	897	919	951
	Two-Tone, Polypropylene	L2DNA/NAR	☐☐	NFR		☐☐☐☐☐☐	☐☐		57.0#	721								
	Two-Tone, Upholstered Seat	L2DNB/NAR	☐☐	NFR		☐☐☐☐☐☐	☐☐	☐☐☐	57.0#	N/A	857	866	886	897	944	959	983	1019
2DNS1																		
2DNS2																		
2DNSA																		
2DNSB																		
Without Accessory Rack • Non-handed worksurface in choice of plastic or laminate • Solid or two-tone colored shell • Unlimited color match's • 17 degrees of hip articulation																		
	Solid Color, Polypropylene	L2DN1/SAR	☐☐	☐☐☐	☐☐☐		☐☐		57.0#	$ 683								
	Solid Color, Upholstered Seat	L2DN2/SAR	☐☐	☐☐☐	☐☐☐		☐☐	☐☐☐	57.0#	N/A	819	829	851	859	905	924	947	980
	Two-Tone, Polypropylene	L2DNA/SAR	☐☐	NFR		☐☐☐☐☐☐	☐☐		57.0#	748								
	Two-Tone, Upholstered Seat	L2DNB/SAR	☐☐	NFR		☐☐☐☐☐☐	☐☐	☐☐☐	57.0#	N/A	884	895	912	924	970	987	1011	1044
2DNS1																		
2DNS2																		
2DNSA																		
2DNSB																		
Accessory Rack • Non-handed worksurface in choice of plastic or laminate • Accessory rack included on both sides of frame • Solid or two-tone colored shell • Unlimited color match's • 17 degrees of hip articulation																		
		Ⓐ	Ⓑ	Ⓒ	Ⓓ	Ⓔ	Ⓕ	Ⓖ										

HOW TO ORDER

Indicate the following information on order form:
1. Quantity of each item.
2. Model number, including options. See "How To Build a Model Number".
3. Any special service required.

Note: • The ☐ indicates that a choice is required.
- The absence of the ☐ indicates that no choice is required.
- Alpha-numeric characters in place of ☐ indicate that no other alternatives are available.

HOW TO BUILD A MODEL NUMBER

Ⓐ Select basic model.

Ⓑ Select frame color.
Refer to the **Product Color Options** page in this price list.

Ⓒ Select fire code.

NFR	- Compliance to TB 117-2013
FR	- Compliance to TB 133

Ⓓ Select solid poly color.
Refer to the **Product Color Options** page in this price list.

Ⓔ Select outside/inside poly color.
Refer to the **Product Color Options** page in this price list.

Ⓕ Select caster/glide option.

C	- Carpet casters
S	- Hard floor casters
GL	- Glides
SCG	- Front hard floor casters, rear glides
CCG	- Front carpet casters, rear glides

Ⓖ Select upholstery grade/color.
Refer to **ki.com/fabrics**

UPHOLSTERY INFORMATION

C.O.M. Upholstery

C.O.M. requirement for 10 chairs or less with upholstered seat or upholstered seat and back is 3/4 yard per chair of 54" wide nondirectional fabric. For orders of 11 or more with upholstered seat and back and for complete information on ordering C.O.M. see "Ordering C.O.M., C.O.V. and C.O.L." section.

California TB133 Fire Safety Code

For California Technical Bulletin 133 compliant models, add the following upcharge:
Model=Solid Color, Polypropylene
Added List Price=$13
Model=Solid Color, Upholstered Seat
Added List Price=$81

SPECIAL SERVICES

Special Carton Marking

With specially marked information N/C

Shipping

Ships **assembled, FOB Green Bay, WI 54302, freight excluded.** Freight class 300.

Specifications and prices are subject to change without prior notice.

Learn2® Classroom Furniture (Freight Excluded)

Doni® Seating

Learn2® Classroom Furniture (Freight Excluded)
Doni® Seating



2DNS1
2DNS2
2DNSA
2DNSB

Cup Holder/Accessory Rack

- Non-handed worksurface in choice of plastic or laminate
- Cup holder/accessory rack included on both sides of frame
- Solid or two-tone colored shell
- Unlimited color match's
- 17 degrees of hip articulation

		MODEL NUMBER																	
	Features	Basic Model	Frame Color	Fire Code	Poly Solid Color	Poly Outside/Inside Color	Glide Option	Uph. Color	Approx. Packaged Weight	Freight Excluded Pricing Unupholstered	Freight Excluded Pricing Fabric Grade 1, C.O.M. & COV	Freight Excluded Pricing Fabric Grade 2	Freight Excluded Pricing Fabric Grade 3 & Group 2V Vinyl	Freight Excluded Pricing Pallas Fabric Group P0	Freight Excluded Pricing Pallas Fabric Group P1	Freight Excluded Pricing Pallas Fabric Group P2	Freight Excluded Pricing Pallas Fabric Group P3	Freight Excluded Pricing Pallas Fabric Group P4
		Ⓐ	Ⓑ	Ⓒ	Ⓓ	Ⓔ	Ⓕ	Ⓖ											
	Solid Color, Polypropylene	L2DN1/CAR	□□	□□□	□□□		□□		57.0#	$ 727									
	Solid Color, Upholstered Seat	L2DN2/CAR	□□	□□□	□□□		□□	□□□	57.0#	N/A	862	872	892	903	949	968	989	1023	
	Two-Tone, Polypropylene	L2DNA/CAR	□□	NFR		□□□□□□	□□		57.0#	791									
	Two-Tone, Upholstered Seat	L2DNB/CAR	□□	NFR		□□□□□□	□□	□□□	57.0#	N/A	929	936	956	968	1013	1029	1054	1087	

HOW TO ORDER

Indicate the following information on order form:
1. Quantity of each item.
2. Model number, including options. See "How To Build a Model Number".
3. Any special service required.

Note: • The □ indicates that a choice is required.
• The absence of the □ indicates that no choice is required.
• Alpha-numeric characters in place of □ indicate that no other alternatives are available.

HOW TO BUILD A MODEL NUMBER

Ⓐ Select basic model.

Ⓑ Select frame color.
Refer to the **Product Color Options** page in this price list.

Ⓒ Select fire code.

NFR	- Compliance to TB 117-2013
FR	- Compliance to TB 133

Ⓓ Select solid poly color.
Refer to the **Product Color Options** page in this price list.

Ⓔ Select outside/inside poly color.
Refer to the **Product Color Options** page in this price list.

Ⓕ Select caster/glide option.

C	- Carpet casters
S	- Hard floor casters
GL	- Glides
SCG	- Front hard floor casters, rear glides
CCG	- Front carpet casters, rear glides

Ⓖ Select upholstery grade/color.
Refer to **ki.com/fabrics**

UPHOLSTERY INFORMATION

C.O.M. Upholstery

C.O.M. requirement for 10 chairs or less with upholstered seat or upholstered seat and back is 3/4 yard per chair of 54" wide nondirectional fabric. For orders of 11 or more with upholstered seat and back and for complete information on ordering C.O.M. see "Ordering C.O.M., C.O.V. and C.O.L." section.

California TB133 Fire Safety Code

For California Technical Bulletin 133 compliant models, add the following upcharge:
Model=Solid Color, Polypropylene
Added List Price=$13
Model=Solid Color, Upholstered Seat
Added List Price=$81

SPECIAL SERVICES

Special Carton Marking

With specially marked information	N/C

Shipping

Ships **assembled, FOB Green Bay, WI 54302, freight excluded.** Freight class 300.

Specifications and prices are subject to change without prior notice.

Learn2® Classroom Furniture (Freight Excluded)

Doni® Seating

Learn2® Classroom Furniture (Freight Excluded)

Doni® Seating



2DNS1
2DNS2
2DNSA
2DNSB

Poly Bookbag Rack

- Non-handed worksurface in choice of plastic or laminate
- Poly bookbag rack included
- Poly bookbag rack includes two accessory slots and a cupholder
- Poly Bookbag rack is only available in black
- Solid or two-tone colored shell
- Unlimited color match's
- 17 degrees of hip articulation

Features	MODEL NUMBER Basic Model (A)	Frame Color (B)	Fire Code (C)	Poly Solid Color (D)	Poly Outside/Inside Color (E)	Glide Option (F)	Uph. Color (G)	Approx. Packaged Weight	Freight Excluded Pricing Unupholstered	Freight Excluded Pricing Fabric Grade 1, C.O.M. & COV	Freight Excluded Pricing Fabric Grade 2	Freight Excluded Pricing Fabric Grade 3 & Group 2V Vinyl	Freight Excluded Pricing Pallas Fabric Group P0	Freight Excluded Pricing Pallas Fabric Group P1	Freight Excluded Pricing Pallas Fabric Group P2	Freight Excluded Pricing Pallas Fabric Group P3	Freight Excluded Pricing Pallas Fabric Group P4
Solid Color, Polypropylene	L2DN1/PBR	□□	□□□	□□□		□□		57.0#	$ 705								
Solid Color, Upholstered Seat	L2DN2/PBR	□□	□□□	□□□		□□	□□□	57.0#	N/A	842	852	871	881	929	946	968	1000
Two-Tone, Polypropylene	L2DNA/PBR	□□	NFR		□□□□□□	□□		57.0#	769								
Two-Tone, Upholstered Seat	L2DNB/PBR	□□	NFR		□□□□□□	□□	□□□	57.0#	N/A	906	915	935	946	993	1008	1033	1067

HOW TO ORDER

Indicate the following information on order form:
1. Quantity of each item.
2. Model number, including options. See "How To Build a Model Number".
3. Any special service required.

Note: • The □ indicates that a choice is required.
• The absence of the □ indicates that no choice is required.
• Alpha-numeric characters in place of □ indicate that no other alternatives are available.

HOW TO BUILD A MODEL NUMBER

A Select basic model.

B Select frame color.
Refer to the **Product Color Options** page in this price list.

C Select fire code.

NFR	- Compliance to TB 117-2013
FR	- Compliance to TB 133

D Select solid poly color.
Refer to the **Product Color Options** page in this price list.

E Select outside/inside poly color.
Refer to the **Product Color Options** page in this price list.

F Select caster/glide option.

C	- Carpet casters
S	- Hard floor casters
GL	- Glides
SCG	- Front hard floor casters, rear glides
CCG	- Front carpet casters, rear glides

G Select upholstery grade/color.
Refer to **ki.com/fabrics**

UPHOLSTERY INFORMATION

C.O.M. Upholstery

C.O.M. requirement for 10 chairs or less with upholstered seat or upholstered seat and back is 3/4 yard per chair of 54" wide nondirectional fabric. For orders of 11 or more with upholstered seat and back and for complete information on ordering C.O.M. see "Ordering C.O.M., C.O.V. and C.O.L." section.

California TB133 Fire Safety Code

For California Technical Bulletin 133 compliant models, add the following upcharge:
Model=Solid Color, Polypropylene
Added List Price=$13
Model=Solid Color, Upholstered Seat
Added List Price=$81

FINISH INFORMATION

Poly Bookbag Rack comes standard in Black. Other KI standard poly colors are available through a Product Modification Request. No upcharge or fees apply for orders of 20 or more. A net setup fee applies for orders of 19 or less. Please allow up 1 week additional leadtime.

SPECIAL SERVICES

Special Carton Marking

With specially marked information	N/C

Shipping

Ships **assembled, FOB Green Bay, WI 54302, freight excluded.** Freight class 300.

Specifications and prices are subject to change without prior notice.

Learn2® Classroom Furniture (Freight Excluded)

Doni® Seating

Learn2® Classroom Furniture (Freight Excluded)

Doni® Seating

	MODEL	Features	MODEL NUMBER: Basic Model	Frame Color	Fire Code	Poly Solid Color	Poly Outside/Inside Color	Glide Option	Uph. Color	Approx. Packaged Weight	Freight Excluded Pricing Unupholstered	Freight Excluded Pricing Fabric Grade 1, C.O.M. & COV	Freight Excluded Pricing Fabric Grade 2	Freight Excluded Pricing Fabric Grade 3 & Group 2V Vinyl	Freight Excluded Pricing Pallas Fabric Group P0	Freight Excluded Pricing Pallas Fabric Group P1	Freight Excluded Pricing Pallas Fabric Group P2	Freight Excluded Pricing Pallas Fabric Group P3	Freight Excluded Pricing Pallas Fabric Group P4
	**Flat Accessory Rack** • Non-handed worksurface in choice of plastic or laminate • Flat accessory rack included • Solid or two-tone colored shell • Unlimited color match's • 17 degrees of hip articulation	Solid Color, Polypropylene	L2DN1/FBR	□□	□□□	□□□		□□		57.0#	$ 727								
		Solid Color, Upholstered Seat	L2DN2/FBR	□□	□□□	□□□		□□	□□□	57.0#	N/A	862	872	892	903	949	968	989	1023
		Two-Tone, Polypropylene	L2DNA/FBR	□□	NFR		□□□□□□	□□		57.0#	791								
		Two-Tone, Upholstered Seat	L2DNB/FBR	□□	NFR		□□□□□□	□□	□□□	57.0#	N/A	929	936	956	968	1013	1029	1054	1087
2DNS1																			
2DNS2																			
2DNSA																			
2DNSB																			
			Ⓐ	Ⓑ	Ⓒ	Ⓓ	Ⓔ	Ⓕ	Ⓖ										

HOW TO ORDER

Indicate the following information on order form:
1. Quantity of each item.
2. Model number, including options. See "How To Build a Model Number".
3. Any special service required.

Note: • The □ indicates that a choice is required.
- The absence of the □ indicates that no choice is required.
- Alpha-numeric characters in place of □ indicate that no other alternatives are available.

HOW TO BUILD A MODEL NUMBER

Ⓐ Select basic model.

Ⓑ Select frame color.
Refer to the **Product Color Options** page in this price list.

Ⓒ Select fire code.

NFR	- Compliance to TB 117-2013
FR	- Compliance to TB 133

Ⓓ Select solid poly color.
Refer to the **Product Color Options** page in this price list.

Ⓔ Select outside/inside poly color.
Refer to the **Product Color Options** page in this price list.

Ⓕ Select caster/glide option.

C	- Carpet casters
S	- Hard floor casters
GL	- Glides
SCG	- Front hard floor casters, rear glides
CCG	- Front carpet casters, rear glides

Ⓖ Select upholstery grade/color.
Refer to **ki.com/fabrics**

UPHOLSTERY INFORMATION

C.O.M. Upholstery

C.O.M. requirement for 10 chairs or less with upholstered seat or upholstered seat and back is 3/4 yard per chair of 54" wide nondirectional fabric. For orders of 11 or more with upholstered seat and back and for complete information on ordering C.O.M. see "Ordering C.O.M., C.O.V. and C.O.L." section.

California TB133 Fire Safety Code

For California Technical Bulletin 133 compliant models, add the following upcharge:
Model=Solid Color, Polypropylene
Added List Price=$13
Model=Solid Color, Upholstered Seat
Added List Price=$81

SPECIAL SERVICES

Special Carton Marking

With specially marked information	N/C

Shipping

Ships **assembled, FOB Green Bay, WI 54302, freight excluded.** Freight class 300.

Specifications and prices are subject to change without prior notice.

Learn2® Classroom Furniture (Freight Excluded)

Intellect Wave® Seating

Learn2® Classroom Furniture (Freight Excluded)
Intellect Wave® Seating

	MODEL	Features	MODEL NUMBER: Basic Model	Frame Color (A)	Fire Code (B)	Shell Color (C)	Glide Option (D)	Upholstery Color (E)	Approx. Packaged Weight	Freight Excluded Pricing	Freight Excluded Pricing Fabric Grade 1, C.O.M. & COV	Freight Excluded Pricing Fabric Grade 2	Freight Excluded Pricing Fabric Grade 3 & Group 2V Vinyl	Freight Excluded Pricing Pallas Fabric Group P0	Freight Excluded Pricing Pallas Fabric Group P1	Freight Excluded Pricing Pallas Fabric Group P2	Freight Excluded Pricing Pallas Fabric Group P3	Freight Excluded Pricing Pallas Fabric Group P4
	**No Worksurface - Without Accessory Rack**	Polypropylene	L2WNP/NAR	☐☐	☐☐☐	☐☐☐	☐☐		33.0#	$ 498								
		Upholstered Seat	L2WNUS/NAR	☐☐	☐☐☐	☐☐☐	☐☐	☐☐☐	36.0#	N/A	565	568	580	568	613	632	651	667
2WNSP 2WNSU																		
	**No Worksurface - Accessory Rack** • Accessory rack included on both sides of frame	Polypropylene	L2WNP/SAR	☐☐	☐☐☐	☐☐☐	☐☐		42.0#	$ 522								
		Upholstered Seat	L2WNUS/SAR	☐☐	☐☐☐	☐☐☐	☐☐	☐☐☐	45.0#	N/A	591	596	607	596	642	658	677	692
2WNSP 2WNSU																		
	**No Worksurface - Cup Holder/Accessory Rack** • Cup holder/accessory rack included on both sides of frame	Polypropylene	L2WNP/CAR	☐☐	☐☐☐	☐☐☐	☐☐		42.0#	$ 567								
		Upholstered Seat	L2WNUS/CAR	☐☐	☐☐☐	☐☐☐	☐☐	☐☐☐	45.0#	N/A	635	638	649	638	686	702	721	737
2WNSP 2WNSU																		

Ⓐ Ⓑ Ⓒ Ⓓ Ⓔ Ⓕ

HOW TO ORDER

Indicate the following information on order form:
1. Quantity of each item.
2. Model number, including options. See "How To Build a Model Number".
3. Any special service required.

Note: • The ☐ indicates that a choice is required.
- The absence of the ☐ indicates that no choice is required.
- Alpha-numeric characters in place of ☐ indicate that no other alternatives are available.

HOW TO BUILD A MODEL NUMBER

Ⓐ Select basic model.

Ⓑ Select frame color.
Refer to the **Product Color Options** page in this price list.

Ⓒ Select fire code.

FR	- Compliance to TB 133
NFR	- Compliance to TB 117-2013

See Upholstery Information for TB133 upcharge.

Ⓓ Select shell color.
Refer to the **Product Color Options** page in this price list.

Ⓔ Select caster/glide option.

C	- Carpet casters
S	- Hard floor casters
GL	- Glides
SCG	- Front hard floor casters, rear glides
CCG	- Front carpet casters, rear glides

Ⓕ Select upholstery grade/color.
Refer to **ki.com/fabrics**

UPHOLSTERY INFORMATION

C.O.M. Upholstery
C.O.M. requirement is 5/8 yard per chair for seat of 54" wide nondirectional fabric. For complete information on ordering C.O.M. see "Ordering C.O.M., C.O.V. and C.O.L." section.

California TB133 Fire Safety Code
For California Technical Bulletin 133 compliant models, add the following upcharge:
Model=Polypropylene
Added List Price=$26
Model=Upholstered Seat
Added List Price=$76

SPECIAL SERVICES

Special Carton Marking

With specially marked information	N/C

Shipping
Ships **assembled, FOB Green Bay, WI 54302, freight excluded.** Freight class 300.

Specifications and prices are subject to change without prior notice.

Learn2® Classroom Furniture (Freight Excluded)

Intellect Wave® Seating

Learn2® Classroom Furniture (Freight Excluded)
Intellect Wave® Seating

	MODEL	Features	MODEL NUMBER: Basic Model	Frame Color (A)	Fire Code (B)	Shell Color (C)	Glide Option (D)	Upholstery Color (E)	Approx. Packaged Weight	Freight Excluded Pricing	Freight Excluded Pricing Fabric Grade 1, C.O.M. & COV	Freight Excluded Pricing Fabric Grade 2	Freight Excluded Pricing Fabric Grade 3 & Group 2V Vinyl	Freight Excluded Pricing Pallas Fabric Group P0	Freight Excluded Pricing Pallas Fabric Group P1	Freight Excluded Pricing Pallas Fabric Group P2	Freight Excluded Pricing Pallas Fabric Group P3	Freight Excluded Pricing Pallas Fabric Group P4
	**No Worksurface - Poly Bookbag Rack** • Poly bookbag rack included • Poly bookbag rack includes two accessory slots and a cupholder • Poly Bookbag rack is only available in black	Polypropylene	L2WNP/PBR	□□	□□□	□□□	□□		42.0#	$ 547								
		Upholstered Seat	L2WNUS/PBR	□□	□□□	□□□	□□	□□□	45.0#	N/A	613	617	629	617	662	682	700	716
2WNSP 2WNSU																		
	**No Worksurface - Flat Accessory Rack** • Flat accessory rack included	Polypropylene	L2WNP/FBR	□□	□□□	□□□	□□		42.0#	$ 567								
		Upholstered Seat	L2WNUS/FBR	□□	□□□	□□□	□□	□□□	45.0#	N/A	635	638	649	638	686	702	721	737
2WNSP 2WNSU																		

HOW TO ORDER

Indicate the following information on order form:
1. Quantity of each item.
2. Model number, including options. See “How To Build a Model Number”.
3. Any special service required.

Note: • The □ indicates that a choice is required.
- The absence of the □ indicates that no choice is required.
- Alpha-numeric characters in place of □ indicate that no other alternatives are available.

HOW TO BUILD A MODEL NUMBER

A Select basic model.

B Select frame color.
Refer to the **Product Color Options** page in this price list.

C Select fire code.

FR	- Compliance to TB 133
NFR	- Compliance to TB 117-2013

See Upholstery Information for TB133 upcharge.

D Select shell color.
Refer to the **Product Color Options** page in this price list.

E Select caster/glide option.

C	- Carpet casters
S	- Hard floor casters
GL	- Glides
SCG	- Front hard floor casters, rear glides
CCG	- Front carpet casters, rear glides

F Select upholstery grade/color.
Refer to **ki.com/fabrics**

UPHOLSTERY INFORMATION

C.O.M. Upholstery
C.O.M. requirement is 5/8 yard per chair for seat of 54” wide nondirectional fabric. For complete information on ordering C.O.M. see “Ordering C.O.M., C.O.V. and C.O.L.” section.

California TB133 Fire Safety Code
For California Technical Bulletin 133 compliant models, add the following upcharge:
Model=Polypropylene
Added List Price=$26
Model=Upholstered Seat
Added List Price=$76

FINISH INFORMATION

Poly Bookbag Rack comes standard in Black. Other KI standard poly colors are available through a Product Modification Request. No upcharge or fees apply for orders of 20 or more. A net setup fee applies for orders of 19 or less. Please allow up 1 week additional leadtime.

SPECIAL SERVICES

Special Carton Marking

With specially marked information	N/C

Shipping
Ships **assembled, FOB Green Bay, WI 54302, freight excluded.** Freight class 300.

Specifications and prices are subject to change without prior notice.

Learn2® Classroom Furniture (Freight Excluded)

Strive® Seating

Learn2® Classroom Furniture (Freight Excluded)
Strive® Seating

	MODEL	Features	MODEL NUMBER Basic Model	Frame Color	Fire Code	Shell Color	Glide Option	Upholstery Color	Approx. Packaged Weight	Freight Excluded Pricing	Freight Excluded Pricing Fabric Grade 1, C.O.M. & COV	Freight Excluded Pricing Fabric Grade 2	Freight Excluded Pricing Fabric Grade 3 & Group 2V Vinyl	Freight Excluded Pricing Pallas Fabric Group P0	Freight Excluded Pricing Pallas Fabric Group P1	Freight Excluded Pricing Pallas Fabric Group P2	Freight Excluded Pricing Pallas Fabric Group P3	Freight Excluded Pricing Pallas Fabric Group P4
	**No Worksurface - Without Accessory Rack**	Polypropylene	L2SNP/NA/NAR	□□	□□□	□□□	□□		44.0#	$ 632								
		Upholstered Seat	L2SNUS/NA/NAR	□□	□□□	□□□	□□	□□□	47.0#	N/A	701	731	746	739	786	807	831	853
2SNSP 2SNSU																		
	**No Worksurface - Accessory Rack** • Accessory rack included on both sides of frame	Polypropylene	L2SNP/NA/SAR	□□	□□□	□□□	□□		53.0#	$ 658								
		Upholstered Seat	L2SNUS/NA/SAR	□□	□□□	□□□	□□	□□□	56.0#	N/A	725	759	774	765	813	835	858	880
2SNSP 2SNSU																		
	**No Worksurface - Cup Holder/Accessory Rack** • Cup holder/accessory rack included on both sides of frame	Polypropylene	L2SNP/NA/CAR	□□	□□□	□□□	□□		53.0#	$ 702								
		Upholstered Seat	L2SNUS/NA/CAR	□□	□□□	□□□	□□	□□□	56.0#	N/A	768	801	816	808	856	880	902	923
2SNSP 2SNSU																		

Ⓐ Ⓑ Ⓒ Ⓓ Ⓔ Ⓕ

HOW TO ORDER

Indicate the following information on order form:
1. Quantity of each item.
2. Model number, including options. See "How To Build a Model Number".
3. Any special service required.

Note: • The □ indicates that a choice is required.
- The absence of the □ indicates that no choice is required.
- Alpha-numeric characters in place of □ indicate that no other alternatives are available.

HOW TO BUILD A MODEL NUMBER

Ⓐ Select basic model.

Ⓑ Select frame color.
Refer to the **Product Color Options** page in this price list.

Ⓒ Select fire code.

FR	- Compliance to TB 133
NFR	- Compliance to TB 117-2013

See Upholstery Information for TB133 upcharge.

Ⓓ Select poly seat and back color.
Refer to the **Product Color Options** page in this price list.

Ⓔ Select caster/glide option.

C	- Carpet casters
S	- Hard floor casters
GL	- Glides
SCG	- Front hard floor casters, rear glides
CCG	- Front carpet casters, rear glides

Ⓕ Select upholstery grade/color.
Refer to **ki.com/fabrics**

UPHOLSTERY INFORMATION

C.O.M. Upholstery
C.O.M. requirement for 10 chairs or less with upholstered seat or upholstered seat and back is 3/4 yard per chair of 54" wide nondirectional fabric. For orders of 11 or more with upholstered seat and back and for complete information on ordering C.O.M. see "Ordering C.O.M., C.O.V. and C.O.L." section.

California TB133 Fire Safety Code
For California Technical Bulletin 133 compliant models, add the following upcharge:
Model=Polypropylene
Added List Price=$13
Model=Upholstered Seat
Added List Price=$78

SPECIAL SERVICES

Special Carton Marking

With specially marked information	N/C

Shipping
Ships **assembled, FOB Green Bay, WI 54302, freight excluded.** Freight class 300.

Specifications and prices are subject to change without prior notice.

Learn2® Classroom Furniture (Freight Excluded)

Strive® Seating

Learn2® Classroom Furniture (Freight Excluded)
Strive® Seating

	MODEL	Features	MODEL NUMBER: Basic Model	Frame Color (A)	Fire Code (B)	Shell Color (C)	Glide Option (D)	Upholstery Color (E)	Approx. Packaged Weight	Freight Excluded Pricing	Freight Excluded Pricing Fabric Grade 1, C.O.M. & COV	Freight Excluded Pricing Fabric Grade 2	Freight Excluded Pricing Fabric Grade 3 & Group 2V Vinyl	Freight Excluded Pricing Pallas Fabric Group P0	Freight Excluded Pricing Pallas Fabric Group P1	Freight Excluded Pricing Pallas Fabric Group P2	Freight Excluded Pricing Pallas Fabric Group P3	Freight Excluded Pricing Pallas Fabric Group P4
 2SNSP 2SNSU	**No Worksurface - Poly Bookbag Rack** • Poly bookbag rack included • Poly bookbag rack includes two accessory slots and a cupholder • Poly Bookbag rack is only available in black	Polypropylene	L2SNP/NA/PBR	□□	□□□	□□□	□□		53.0#	$ 682								
		Upholstered Seat	L2SNUS/NA/PBR	□□	□□□	□□□	□□	□□□	56.0#	N/A	750	780	794	789	835	856	881	902
 2SNSP 2SNSU	**No Worksurface - Flat Accessory Rack** • Flat accessory rack included	Polypropylene	L2SNP/NA/FBR	□□	□□□	□□□	□□		53.0#	$ 702								
		Upholstered Seat	L2SNUS/NA/FBR	□□	□□□	□□□	□□	□□□	56.0#	N/A	768	801	816	808	856	880	902	923

HOW TO ORDER

Indicate the following information on order form:
1. Quantity of each item.
2. Model number, including options. See “How To Build a Model Number”.
3. Any special service required.

Note: • The □ indicates that a choice is required.
- The absence of the □ indicates that no choice is required.
- Alpha-numeric characters in place of □ indicate that no other alternatives are available.

HOW TO BUILD A MODEL NUMBER

A Select basic model.

B Select frame color.
Refer to the **Product Color Options** page in this price list.

C Select fire code.

FR	- Compliance to TB 133
NFR	- Compliance to TB 117-2013

See Upholstery Information for TB133 upcharge.

D Select poly seat and back color.
Refer to the **Product Color Options** page in this price list.

E Select caster/glide option.

C	- Carpet casters
S	- Hard floor casters
GL	- Glides
SCG	- Front hard floor casters, rear glides
CCG	- Front carpet casters, rear glides

F Select upholstery grade/color.
Refer to **ki.com/fabrics**

UPHOLSTERY INFORMATION

C.O.M. Upholstery

C.O.M. requirement for 10 chairs or less with upholstered seat or upholstered seat and back is 3/4 yard per chair of 54” wide nondirectional fabric. For orders of 11 or more with upholstered seat and back and for complete information on ordering C.O.M. see “Ordering C.O.M., C.O.V. and C.O.L.” section.

California TB133 Fire Safety Code

For California Technical Bulletin 133 compliant models, add the following upcharge:
Model=Polypropylene
Added List Price=$13
Model=Upholstered Seat
Added List Price=$78

FINISH INFORMATION

Poly Bookbag Rack comes standard in Black. Other KI standard poly colors are available through a Product Modification Request. No upcharge or fees apply for orders of 20 or more. A net setup fee applies for orders of 19 or less. Please allow up 1 week additional leadtime.

SPECIAL SERVICES

Special Carton Marking

With specially marked information	N/C

Shipping

Ships **assembled, FOB Green Bay, WI 54302, freight excluded.** Freight class 300.

Specifications and prices are subject to change without prior notice.

Learn2® Classroom Furniture (Freight Excluded)

Strive® Seating

Learn2® Classroom Furniture (Freight Excluded)
Strive® Seating

	MODEL	Features	MODEL NUMBER: Basic Model	Frame Color (A)	Fire Code (B)	Shell Color (C)	Glide Option (D)	Upholstery Color (E)	Approx. Packaged Weight	Freight Excluded Pricing	Freight Excluded Pricing Fabric Grade 1, C.O.M. & COV	Freight Excluded Pricing Fabric Grade 2	Freight Excluded Pricing Fabric Grade 3 & Group 2V Vinyl	Freight Excluded Pricing Pallas Fabric Group P0	Freight Excluded Pricing Pallas Fabric Group P1	Freight Excluded Pricing Pallas Fabric Group P2	Freight Excluded Pricing Pallas Fabric Group P3	Freight Excluded Pricing Pallas Fabric Group P4
	**No Worksurface - Armchair without Accessory Rack**	Polypropylene	L2SNP/CA/NAR	☐☐	☐☐☐	☐☐☐	☐☐		47.0#	$ 699								
2SNSP 2SNSU		Upholstered Seat	L2SNUS/CA/NAR	☐☐	☐☐☐	☐☐☐	☐☐	☐☐☐	50.0#	N/A	765	798	813	819	865	873	898	917
	**No Worksurface - Armchair with Accessory Rack** • Accessory rack included on both sides of frame	Polypropylene	L2SNP/CA/SAR	☐☐	☐☐☐	☐☐☐	☐☐		56.0#	$ 724								
2SNSP 2SNSU		Upholstered Seat	L2SNUS/CA/SAR	☐☐	☐☐☐	☐☐☐	☐☐	☐☐☐	59.0#	N/A	793	825	838	831	880	900	926	945
	**No Worksurface - Armchair with Cup Holder/Accessory Rack** • Cup holder/accessory rack included on both sides of frame	Polypropylene	L2SNP/CA/CAR	☐☐	☐☐☐	☐☐☐	☐☐		56.0#	$ 766								
2SNSP 2SNSU		Upholstered Seat	L2SNUS/CA/CAR	☐☐	☐☐☐	☐☐☐	☐☐	☐☐☐	59.0#	N/A	837	867	883	875	923	945	969	987

Ⓐ Ⓑ Ⓒ Ⓓ Ⓔ Ⓕ

HOW TO ORDER

Indicate the following information on order form:
1. Quantity of each item.
2. Model number, including options. See "How To Build a Model Number".
3. Any special service required.

Note: • The ☐ indicates that a choice is required.
- The absence of the ☐ indicates that no choice is required.
- Alpha-numeric characters in place of ☐ indicate that no other alternatives are available.

HOW TO BUILD A MODEL NUMBER

Ⓐ Select basic model.

Ⓑ Select frame color.
Refer to the **Product Color Options** page in this price list.

Ⓒ Select fire code.

NFR	- Compliance to TB 117-2013
FR	- Compliance to TB 133

See Upholstery Information for TB133 upcharge.

Ⓓ Select poly seat and back color.
Refer to the **Product Color Options** page in this price list.

Ⓔ Select caster/glide option.

C	- Carpet casters
S	- Hard floor casters
GL	- Glides
SCG	- Front hard floor casters, rear glides
CCG	- Front carpet casters, rear glides

Ⓕ Select upholstery grade/color.
Refer to **ki.com/fabrics**

UPHOLSTERY INFORMATION

C.O.M. Upholstery

C.O.M. requirement for 10 chairs or less with upholstered seat or upholstered seat and back is 3/4 yard per chair of 54" wide nondirectional fabric. For orders of 11 or more with upholstered seat and back and for complete information on ordering C.O.M. see "Ordering C.O.M., C.O.V. and C.O.L." section.

California TB133 Fire Safety Code

For California Technical Bulletin 133 compliant models, add the following upcharge:
Model=Polypropylene
Added List Price=$13
Model=Upholstered Seat
Added List Price=$78

SPECIAL SERVICES

Special Carton Marking

With specially marked information N/C

Shipping

Ships **assembled, FOB Green Bay, WI 54302, freight excluded.** Freight class 300.

Specifications and prices are subject to change without prior notice.

Learn2® Classroom Furniture (Freight Excluded)

Strive® Seating

Learn2® Classroom Furniture (Freight Excluded)

Strive® Seating

	MODEL	Features	MODEL NUMBER: Basic Model	Frame Color Ⓑ	Fire Code Ⓒ	Shell Color Ⓓ	Glide Option Ⓔ	Upholstery Color Ⓕ	Approx. Packaged Weight	Freight Excluded Pricing	Freight Excluded Pricing Fabric Grade 1, C.O.M. & COV	Freight Excluded Pricing Fabric Grade 2	Freight Excluded Pricing Fabric Grade 3 & Group 2V Vinyl	Freight Excluded Pricing Pallas Fabric Group P0	Freight Excluded Pricing Pallas Fabric Group P1	Freight Excluded Pricing Pallas Fabric Group P2	Freight Excluded Pricing Pallas Fabric Group P3	Freight Excluded Pricing Pallas Fabric Group P4
	**No Worksurface - Armchair with Poly Bookbag Rack** • Poly bookbag rack included • Poly bookbag rack includes two accessory slots and a cupholder • Poly Bookbag rack is only available in black	Polypropylene	L2SNP/CA/PBR	□□	□□□	□□□	□□		56.0#	$ 748								
2SNSP 2SNSU		Upholstered Seat	L2SNUS/CA/PBR	□□	□□□	□□□	□□	□□□	59.0#	N/A	814	846	862	868	913	922	947	966
	**No Worksurface - Armchair with Flat Accessory Rack** • Flat accessory rack included	Polypropylene	L2SNP/CA/FBR	□□	□□□	□□□	□□		56.0#	$ 766								
2SNSP 2SNSU		Upholstered Seat	L2SNUS/CA/FBR	□□	□□□	□□□	□□	□□□	59.0#	N/A	837	867	883	875	923	945	969	987

HOW TO ORDER

Indicate the following information on order form:
1. Quantity of each item.
2. Model number, including options. See “How To Build a Model Number”.
3. Any special service required.

Note: • The □ indicates that a choice is required.
- The absence of the □ indicates that no choice is required.
- Alpha-numeric characters in place of □ indicate that no other alternatives are available.

HOW TO BUILD A MODEL NUMBER

Ⓐ Select basic model.

Ⓑ Select frame color.
Refer to the **Product Color Options** page in this price list.

Ⓒ Select fire code.

FR	- Compliance to TB 133
NFR	- Compliance to TB 117-2013

See Upholstery Information for TB133 upcharge.

Ⓓ Select poly seat and back color.
Refer to the **Product Color Options** page in this price list.

Ⓔ Select caster/glide option.

C	- Carpet casters
S	- Hard floor casters
GL	- Glides
SCG	- Front hard floor casters, rear glides
CCG	- Front carpet casters, rear glides

Ⓕ Select upholstery grade/color.
Refer to **ki.com/fabrics**

UPHOLSTERY INFORMATION

C.O.M. Upholstery

C.O.M. requirement for 10 chairs or less with upholstered seat or upholstered seat and back is 3/4 yard per chair of 54” wide nondirectional fabric. For orders of 11 or more with upholstered seat and back and for complete information on ordering C.O.M. see “Ordering C.O.M., C.O.V. and C.O.L.” section.

California TB133 Fire Safety Code

For California Technical Bulletin 133 compliant models, add the following upcharge:
Model=Polypropylene
Added List Price=$13
Model=Upholstered Seat
Added List Price=$78

FINISH INFORMATION

Poly Bookbag Rack comes standard in Black. Other KI standard poly colors are available through a Product Modification Request. No upcharge or fees apply for orders of 20 or more. A net setup fee applies for orders of 19 or less. Please allow up 1 week additional leadtime.

SPECIAL SERVICES

Special Carton Marking

With specially marked information	N/C

Shipping

Ships **assembled, FOB Green Bay, WI 54302, freight excluded.** Freight class 300.

Specifications and prices are subject to change without prior notice.

Learn2® Classroom Furniture (Delivered)

Doni® Seating

Learn2® Classroom Furniture (Delivered)
Doni® Seating

	Features	MODEL NUMBER Basic Model	Surface Type	Frame Color	Fire Code	Poly Solid Color	Poly Outside/Inside Color	Surface Finish/ Plastic Color	Glide Option	Uph. Color	Approx. Packaged Weight	Delivered Pricing Unupholstered	Delivered Pricing Fabric Grade 1, C.O.M. & COV	Delivered Pricing Fabric Grade 2	Delivered Pricing Fabric Grade 3 & Group 2V Vinyl	Delivered Pricing Pallas Fabric Group P0	Delivered Pricing Pallas Fabric Group P1	Delivered Pricing Pallas Fabric Group P2	Delivered Pricing Pallas Fabric Group P3	Delivered Pricing Pallas Fabric Group P4
	Solid Color, Polypropylene	L2DT1/NAR	□□	□□	□□□	□□□		□□□□	□□		57.0#	$ 898								
	Solid Color, Upholstered Seat	L2DT2/NAR	□□	□□	□□□	□□□		□□□□	□□	□□□	57.0#	N/A	1048	1060	1081	1091	1142	1162	1187	1223
	Two-Tone, Polypropylene	L2DTA/NAR	□□	□□	NFR		□□□□□□	□□□□	□□		57.0#	969								
	Two-Tone, Upholstered Seat	L2DTB/NAR	□□	□□	NFR		□□□□□□	□□□□	□□	□□□	57.0#	N/A	1119	1129	1151	1162	1213	1233	1259	1294
2DWS1																				
2DWS2																				
2DWSA																				
2DWSB																				
Without Accessory Rack																				
• Non-handed worksurface in choice of plastic or laminate																				
• Solid or two-tone colored shell																				
• Unlimited color match's																				
• 17 degrees of hip articulation																				
	Solid Color, Polypropylene	L2DT1/SAR	□□	□□	□□□	□□□		□□□□	□□		57.0#	$ 929								
	Solid Color, Upholstered Seat	L2DT2/SAR	□□	□□	□□□	□□□		□□□□	□□	□□□	57.0#	N/A	1078	1089	1111	1121	1171	1191	1218	1253
	Two-Tone, Polypropylene	L2DTA/SAR	□□	□□	NFR		□□□□□□	□□□□	□□		57.0#	998								
	Two-Tone, Upholstered Seat	L2DTB/SAR	□□	□□	NFR		□□□□□□	□□□□	□□	□□□	57.0#	N/A	1147	1160	1180	1191	1242	1262	1288	1323
2DWS1																				
2DWS2																				
2DWSA																				
2DWSB																				
Accessory Rack																				
• Non-handed worksurface in choice of plastic or laminate																				
• Accessory rack included on both sides of frame																				
• Solid or two-tone colored shell																				
• Unlimited color match's																				
• 17 degrees of hip articulation																				
		Ⓐ	Ⓑ	Ⓒ	Ⓓ	Ⓔ	Ⓕ	Ⓖ	Ⓗ	Ⓘ										

HOW TO ORDER

Indicate the following information on order form:
1. Quantity of each item.
2. Model number, including options. See "How To Build a Model Number".
3. Any special service required.

Note: • The □ indicates that a choice is required.
- The absence of the □ indicates that no choice is required.
- Alpha-numeric characters in place of □ indicate that no other alternatives are available.

HOW TO BUILD A MODEL NUMBER

Ⓐ Select basic model.

Ⓑ Select worksurface type.

LW	- Laminate worksurface; add $65
PW	- Plastic worksurface

Ⓒ Select frame color.
Refer to the **Product Color Options** page in this price list.

Ⓓ Select fire code.

NFR	- Compliance to TB 117-2013
FR	- Compliance to TB 133

Ⓔ Select solid poly color.
Refer to the **Product Color Options** page in this price list.

Ⓕ Select outside/inside poly color.
Refer to the **Product Color Options** page in this price list.

Ⓖ Select surface finish.
Refer to the **Product Color Options** page in this price list.

Ⓗ Select caster/glide option.

C	- Carpet casters
S	- Hard floor casters
GL	- Glides
SCG	- Front hard floor casters, rear glides
CCG	- Front carpet casters, rear glides

Ⓘ Select upholstery grade/color.
Refer to **ki.com/fabrics**

UPHOLSTERY INFORMATION

C.O.M. Upholstery

C.O.M. requirement for 10 chairs or less with upholstered seat or upholstered seat and back is 3/4 yard per chair of 54" wide nondirectional fabric. For orders of 11 or more with upholstered seat and back and for complete information on ordering C.O.M. see "Ordering C.O.M., C.O.V. and C.O.L." section.

California TB133 Fire Safety Code

For California Technical Bulletin 133 compliant models, add the following upcharge:
Model=Solid Color, Polypropylene
Added List Price=$13
Model=Solid Color, Upholstered Seat
Added List Price=$90

SPECIAL SERVICES

Special Carton Marking

With specially marked information N/C

Shipping

Ships **assembled, FOB Green Bay, WI 54302, freight prepaid.** Freight class 300.

Specifications and prices are subject to change without prior notice.

Learn2® Classroom Furniture (Delivered)

Doni® Seating

Learn2® Classroom Furniture (Delivered)
Doni® Seating



2DWS1
2DWS2
2DWSA
2DWSB

Cup Holder/Accessory Rack

- Non-handed worksurface in choice of plastic or laminate
- Cup holder/accessory rack included on both sides of frame
- Solid or two-tone colored shell
- Unlimited color match's
- 17 degrees of hip articulation

Features	MODEL NUMBER Basic Model	Surface Type	Frame Color	Fire Code	Poly Solid Color	Poly Outside/Inside Color	Surface Finish/ Plastic Color	Glide Option	Uph. Color	Approx. Packaged Weight	Delivered Pricing Unupholstered	Delivered Pricing Fabric Grade 1, C.O.M. & COV	Delivered Pricing Fabric Grade 2	Delivered Pricing Fabric Grade 3 & Group 2V Vinyl	Delivered Pricing Pallas Fabric Group P0	Delivered Pricing Pallas Fabric Group P1	Delivered Pricing Pallas Fabric Group P2	Delivered Pricing Pallas Fabric Group P3	Delivered Pricing Pallas Fabric Group P4
Solid Color, Polypropylene	L2DT1/CAR	□□	□□	□□□	□□□		□□□□	□□		57.0#	$ 977								
Solid Color, Upholstered Seat	L2DT2/CAR	□□	□□	□□□	□□□		□□□□	□□	□□□	57.0#	N/A	1126	1137	1159	1169	1220	1240	1264	1301
Two-Tone, Polypropylene	L2DTA/CAR	□□	□□	NFR		□□□□□□	□□□□	□□		57.0#	1047								
Two-Tone, Upholstered Seat	L2DTB/CAR	□□	□□	NFR		□□□□□□	□□□□	□□	□□□	57.0#	N/A	1195	1209	1227	1240	1290	1312	1334	1372
	Ⓐ	Ⓑ	Ⓒ	Ⓓ	Ⓔ	Ⓕ	Ⓖ	Ⓗ	Ⓘ										

HOW TO ORDER

Indicate the following information on order form:
1. Quantity of each item.
2. Model number, including options. See "How To Build a Model Number".
3. Any special service required.

Note: • The □ indicates that a choice is required.
• The absence of the □ indicates that no choice is required.
• Alpha-numeric characters in place of □ indicate that no other alternatives are available.

HOW TO BUILD A MODEL NUMBER

Ⓐ Select basic model.

Ⓑ Select worksurface type.

LW	- Laminate worksurface; add $65
PW	- Plastic worksurface

Ⓒ Select frame color.
Refer to the **Product Color Options** page in this price list.

Ⓓ Select fire code.

NFR	- Compliance to TB 117-2013
FR	- Compliance to TB 133

Ⓔ Select solid poly color.
Refer to the **Product Color Options** page in this price list.

Ⓕ Select outside/inside poly color.
Refer to the **Product Color Options** page in this price list.

Ⓖ Select surface finish.
Refer to the **Product Color Options** page in this price list.

Ⓗ Select caster/glide option.

C	- Carpet casters
S	- Hard floor casters
GL	- Glides
SCG	- Front hard floor casters, rear glides
CCG	- Front carpet casters, rear glides

Ⓘ Select upholstery grade/color.
Refer to **ki.com/fabrics**

UPHOLSTERY INFORMATION

C.O.M. Upholstery

C.O.M. requirement for 10 chairs or less with upholstered seat or upholstered seat and back is 3/4 yard per chair of 54" wide nondirectional fabric. For orders of 11 or more with upholstered seat and back and for complete information on ordering C.O.M. see "Ordering C.O.M., C.O.V. and C.O.L." section.

California TB133 Fire Safety Code

For California Technical Bulletin 133 compliant models, add the following upcharge:
Model=Solid Color, Polypropylene
Added List Price=$13
Model=Solid Color, Upholstered Seat
Added List Price=$90

SPECIAL SERVICES

Special Carton Marking

With specially marked information	N/C

Shipping

Ships **assembled, FOB Green Bay, WI 54302, freight prepaid.** Freight class 300.

Specifications and prices are subject to change without prior notice.

Learn2® Classroom Furniture (Delivered)

Doni® Seating

Learn2® Classroom Furniture (Delivered)
Doni® Seating



2DWS1
2DWS2
2DWSA
2DWSB

Poly Bookbag Rack

- Non-handed worksurface in choice of plastic or laminate
- Poly bookbag rack included
- Poly bookbag rack includes two accessory slots and a cupholder
- Poly Bookbag rack is only available in black
- Solid or two-tone colored shell
- Unlimited color match's
- 17 degrees of hip articulation

	MODEL NUMBER								
Features	Basic Model Ⓐ	Surface Type Ⓑ	Frame Color Ⓒ	Fire Code Ⓓ	Poly Solid Color Ⓔ	Poly Outside/Inside Color Ⓕ	Surface Finish/ Plastic Color Ⓖ	Glide Option Ⓗ	Uph. Color Ⓘ
Solid Color, Polypropylene	L2DT1/PBR	□□	□□	□□□	□□□		□□□□	□□	
Solid Color, Upholstered Seat	L2DT2/PBR	□□	□□	□□□	□□□		□□□□	□□	□□□
Two-Tone, Polypropylene	L2DTA/PBR	□□	□□	NFR		□□□□□□	□□□□	□□	
Two-Tone, Upholstered Seat	L2DTB/PBR	□□	□□	NFR		□□□□□□	□□□□	□□	□□□

Approx. Packaged Weight	Delivered Pricing Unupholstered	Delivered Pricing Fabric Grade 1, C.O.M. & COV	Delivered Pricing Fabric Grade 2	Delivered Pricing Fabric Grade 3 & Group 2V Vinyl	Delivered Pricing Pallas Fabric Group P0	Delivered Pricing Pallas Fabric Group P1	Delivered Pricing Pallas Fabric Group P2	Delivered Pricing Pallas Fabric Group P3	Delivered Pricing Pallas Fabric Group P4
57.0#	$ 956								
57.0#	N/A	1106	1117	1139	1148	1199	1220	1244	1280
57.0#	1026								
57.0#	N/A	1175	1187	1209	1220	1271	1290	1315	1352

Ⓐ Ⓑ Ⓒ Ⓓ Ⓔ Ⓕ Ⓖ Ⓗ Ⓘ

HOW TO ORDER

Indicate the following information on order form:
1. Quantity of each item.
2. Model number, including options. See "How To Build a Model Number".
3. Any special service required.

Note: • The □ indicates that a choice is required.
• The absence of the □ indicates that no choice is required.
• Alpha-numeric characters in place of □ indicate that no other alternatives are available.

HOW TO BUILD A MODEL NUMBER

Ⓐ Select basic model.

Ⓑ Select worksurface type.

LW	- Laminate worksurface; add $65
PW	- Plastic worksurface

Ⓒ Select frame color.
Refer to the **Product Color Options** page in this price list.

Ⓓ Select fire code.

NFR	- Compliance to TB 117-2013
FR	- Compliance to TB 133

Ⓔ Select solid poly color.
Refer to the **Product Color Options** page in this price list.

Ⓕ Select outside/inside poly color.
Refer to the **Product Color Options** page in this price list.

Ⓖ Select surface finish.
Refer to the **Product Color Options** page in this price list.

Ⓗ Select caster/glide option.

C	- Carpet casters
S	- Hard floor casters
GL	- Glides
SCG	- Front hard floor casters, rear glides
CCG	- Front carpet casters, rear glides

Ⓘ Select upholstery grade/color.
Refer to **ki.com/fabrics**

UPHOLSTERY INFORMATION

C.O.M. Upholstery

C.O.M. requirement for 10 chairs or less with upholstered seat or upholstered seat and back is 3/4 yard per chair of 54" wide nondirectional fabric. For orders of 11 or more with upholstered seat and back and for complete information on ordering C.O.M. see "Ordering C.O.M., C.O.V. and C.O.L." section.

California TB133 Fire Safety Code

For California Technical Bulletin 133 compliant models, add the following upcharge:
Model=Solid Color, Polypropylene
Added List Price=$13
Model=Solid Color, Upholstered Seat
Added List Price=$90

FINISH INFORMATION

Poly Bookbag Rack comes standard in Black. Other KI standard poly colors are available through a Product Modification Request. No upcharge or fees apply for orders of 20 or more. A net setup fee applies for orders of 19 or less. Please allow up 1 week additional leadtime.

SPECIAL SERVICES

Special Carton Marking

With specially marked information	N/C

Shipping

Ships **assembled, FOB Green Bay, WI 54302, freight prepaid.** Freight class 300.

Specifications and prices are subject to change without prior notice.

Learn2® Classroom Furniture (Delivered)

Doni® Seating

Learn2® Classroom Furniture (Delivered)

Doni® Seating



2DWS1
2DWS2
2DWSA
2DWSB

Flat Accessory Rack

- Non-handed worksurface in choice of plastic or laminate
- Flat accessory rack included
- Solid or two-tone colored shell
- Unlimited color match's
- 17 degrees of hip articulation

		MODEL NUMBER																				
	Features	Basic Model	Surface Type	Frame Color	Fire Code	Poly Solid Color	Poly Outside/Inside Color	Surface Finish/ Plastic Color	Glide Option	Uph. Color	Approx. Packaged Weight	Delivered Pricing Unupholstered	Delivered Pricing Fabric Grade 1, C.O.M. & COV	Delivered Pricing Fabric Grade 2	Delivered Pricing Fabric Grade 3 & Group 2V Vinyl	Delivered Pricing Pallas Fabric Group P0	Delivered Pricing Pallas Fabric Group P1	Delivered Pricing Pallas Fabric Group P2	Delivered Pricing Pallas Fabric Group P3	Delivered Pricing Pallas Fabric Group P4
	Solid Color, Polypropylene	L2DT1/FBR	□□	□□	□□□	□□□		□□□□	□□		57.0#	$ 977									
	Solid Color, Upholstered Seat	L2DT2/FBR	□□	□□	□□□	□□□		□□□□	□□	□□□	57.0#	N/A	1126	1137	1159	1169	1220	1240	1264	1301
	Two-Tone, Polypropylene	L2DTA/FBR	□□	□□	NFR		□□□□□□	□□□□	□□		57.0#	1047								
	Two-Tone, Upholstered Seat	L2DTB/FBR	□□	□□	NFR		□□□□□□	□□□□	□□	□□□	57.0#	N/A	1195	1209	1227	1240	1290	1312	1334	1372
		Ⓐ	Ⓑ	Ⓒ	Ⓓ	Ⓔ	Ⓕ	Ⓖ	Ⓗ	Ⓘ										

HOW TO ORDER

Indicate the following information on order form:
1. Quantity of each item.
2. Model number, including options. See "How To Build a Model Number".
3. Any special service required.

Note: • The □ indicates that a choice is required.
• The absence of the □ indicates that no choice is required.
• Alpha-numeric characters in place of □ indicate that no other alternatives are available.

HOW TO BUILD A MODEL NUMBER

Ⓐ Select basic model.

Ⓑ Select worksurface type.

LW	- Laminate worksurface; add $65
PW	- Plastic worksurface

Ⓒ Select frame color.
Refer to the **Product Color Options** page in this price list.

Ⓓ Select fire code.

NFR	- Compliance to TB 117-2013
FR	- Compliance to TB 133

Ⓔ Select solid poly color.
Refer to the **Product Color Options** page in this price list.

Ⓕ Select outside/inside poly color.
Refer to the **Product Color Options** page in this price list.

Ⓖ Select surface finish.
Refer to the **Product Color Options** page in this price list.

Ⓗ Select caster/glide option.

C	- Carpet casters
S	- Hard floor casters
GL	- Glides
SCG	- Front hard floor casters, rear glides
CCG	- Front carpet casters, rear glides

Ⓘ Select upholstery grade/color.
Refer to **ki.com/fabrics**

UPHOLSTERY INFORMATION

C.O.M. Upholstery

C.O.M. requirement for 10 chairs or less with upholstered seat or upholstered seat and back is 3/4 yard per chair of 54" wide nondirectional fabric. For orders of 11 or more with upholstered seat and back and for complete information on ordering C.O.M. see "Ordering C.O.M., C.O.V. and C.O.L." section.

California TB133 Fire Safety Code

For California Technical Bulletin 133 compliant models, add the following upcharge:
Model=Solid Color, Polypropylene
Added List Price=$13
Model=Solid Color, Upholstered Seat
Added List Price=$90

SPECIAL SERVICES

Special Carton Marking

With specially marked information	N/C

Shipping

Ships **assembled, FOB Green Bay, WI 54302, freight prepaid.** Freight class 300.

Specifications and prices are subject to change without prior notice.

Learn2® Classroom Furniture (Delivered)

Intellect Wave® Seating

Learn2® Classroom Furniture (Delivered)
Intellect Wave® Seating

	MODEL	Features	MODEL NUMBER: Basic Model	Surface Type	Frame Color	Fire Code	Shell Color	Surface Finish/ Plastic Color	Glide Option	Uph. Color	Approx. Packaged Weight	Delivered Pricing	Delivered Pricing Fabric Grade 1, C.O.M. & COV	Delivered Pricing Fabric Grade 2	Delivered Pricing Fabric Grade 3 & Group 2V Vinyl	Delivered Pricing Pallas Fabric Group P0	Delivered Pricing Pallas Fabric Group P1	Delivered Pricing Pallas Fabric Group P2	Delivered Pricing Pallas Fabric Group P3	Delivered Pricing Pallas Fabric Group P4
 2WWSP 2WWSU	**Without Accessory Rack** • Non-handed worksurface in choice of plastic or laminate	Polypropylene	L2WTP/NAR	□□	□□	□□□	□□□	□□□□	□□		37.0#	$ 734								
		Upholstered Seat	L2WTUS/NAR	□□	□□	□□□	□□□	□□□□	□□	□□□	40.0#	N/A	806	811	823	811	861	881	900	919
 2WWSP 2WWSU	**Accessory Rack** • Non-handed worksurface in choice of plastic or laminate • Accessory rack included on both sides of frame	Polypropylene	L2WTP/SAR	□□	□□	□□□	□□□	□□□□	□□		46.0#	$ 761								
		Upholstered Seat	L2WTUS/SAR	□□	□□	□□□	□□□	□□□□	□□	□□□	49.0#	N/A	834	838	852	838	890	908	930	947
 2WWSP 2WWSU	**Cup Holder/Accessory Rack** • Non-handed worksurface in choice of plastic or laminate • Cup holder/accessory rack included on both sides of frame	Polypropylene	L2WTP/CAR	□□	□□	□□□	□□□	□□□□	□□		46.0#	$ 810								
		Upholstered Seat	L2WTUS/CAR	□□	□□	□□□	□□□	□□□□	□□	□□□	49.0#	N/A	884	888	899	888	938	956	979	995
				Ⓐ	Ⓑ	Ⓒ	Ⓓ	Ⓔ	Ⓕ	Ⓖ	Ⓗ									

HOW TO ORDER

Indicate the following information on order form:
1. Quantity of each item.
2. Model number, including options. See “How To Build a Model Number”.
3. Any special service required.

Note: • The □ indicates that a choice is required.
- The absence of the □ indicates that no choice is required.
- Alpha-numeric characters in place of □ indicate that no other alternatives are available.

HOW TO BUILD A MODEL NUMBER

Ⓐ Select basic model.

Ⓑ Select worksurface type.

LW	- Laminate worksurface; add $65
PW	- Plastic worksurface

Ⓒ Select frame color.
Refer to the **Product Color Options** page in this price list.

Ⓓ Select fire code.

NFR	- Compliance to TB 117-2013
FR	- Compliance to TB 133

See Upholstery Information for TB133 upcharge.

Ⓔ Select shell color.
Refer to the **Product Color Options** page in this price list.

Ⓕ Select surface finish.
Refer to the **Product Color Options** page in this price list.

Ⓖ Select caster/glide option.

C	- Carpet casters
S	- Hard floor casters
GL	- Glides
SCG	- Front hard floor casters, rear glides
CCG	- Front carpet casters, rear glides

Ⓗ Select upholstery grade/color.
Refer to **ki.com/fabrics**

UPHOLSTERY INFORMATION

C.O.M. Upholstery

C.O.M. requirement is 5/8 yard per chair for seat of 54” wide nondirectional fabric. For complete information on ordering C.O.M. see “Ordering C.O.M., C.O.V. and C.O.L.” section.

California TB133 Fire Safety Code

For California Technical Bulletin 133 compliant models, add the following upcharge:
Model=Polypropylene
Added List Price=$28
Model=Upholstered Seat
Added List Price=$83

SPECIAL SERVICES

Special Carton Marking

With specially marked information N/C

Shipping

Ships **assembled, FOB Green Bay, WI 54302, freight prepaid.** Freight class 300.

Specifications and prices are subject to change without prior notice.

Learn2® Classroom Furniture (Delivered)

Intellect Wave® Seating

Learn2® Classroom Furniture (Delivered)
Intellect Wave® Seating

	MODEL	Features	MODEL NUMBER: Basic Model	Surface Type	Frame Color	Fire Code	Shell Color	Surface Finish/ Plastic Color	Glide Option	Uph. Color	Approx. Packaged Weight	Delivered Pricing	Delivered Pricing Fabric Grade 1, C.O.M. & COV	Delivered Pricing Fabric Grade 2	Delivered Pricing Fabric Grade 3 & Group 2V Vinyl	Delivered Pricing Pallas Fabric Group P0	Delivered Pricing Pallas Fabric Group P1	Delivered Pricing Pallas Fabric Group P2	Delivered Pricing Pallas Fabric Group P3	Delivered Pricing Pallas Fabric Group P4
	**Poly Bookbag Rack** • Non-handed worksurface in choice of plastic or laminate • Poly bookbag rack included • Poly bookbag rack includes two accessory slots and a cupholder • Poly Bookbag rack is only available in black	Polypropylene	L2WTP/PBR	□□	□□	□□□	□□□	□□□□	□□		46.0#	$ 790								
2WWSP 2WWSU		Upholstered Seat	L2WTUS/PBR	□□	□□	□□□	□□□	□□□□	□□	□□□	49.0#	N/A	862	869	881	869	918	938	958	977
	**Flat Accessory Rack** • Non-handed worksurface in choice of plastic or laminate • Flat accessory rack included	Polypropylene	L2WTP/FBR	□□	□□	□□□	□□□	□□□□	□□		46.0#	$ 810								
2WWSP 2WWSU		Upholstered Seat	L2WTUS/FBR	□□	□□	□□□	□□□	□□□□	□□	□□□	49.0#	N/A	884	888	899	888	938	956	979	995
			Ⓐ	Ⓑ	Ⓒ	Ⓓ	Ⓔ	Ⓕ	Ⓖ	Ⓗ										

HOW TO ORDER

Indicate the following information on order form:
1. Quantity of each item.
2. Model number, including options. See "How To Build a Model Number".
3. Any special service required.

Note: • The □ indicates that a choice is required.
- The absence of the □ indicates that no choice is required.
- Alpha-numeric characters in place of □ indicate that no other alternatives are available.

HOW TO BUILD A MODEL NUMBER

Ⓐ Select basic model.

Ⓑ Select worksurface type.

LW	- Laminate worksurface; add $65
PW	- Plastic worksurface

Ⓒ Select frame color.
Refer to the **Product Color Options** page in this price list.

Ⓓ Select fire code.

FR	- Compliance to TB 133
NFR	- Compliance to TB 117-2013

See Upholstery Information for TB133 upcharge.

Ⓔ Select shell color.
Refer to the **Product Color Options** page in this price list.

Ⓕ Select surface finish.
Refer to the **Product Color Options** page in this price list.

Ⓖ Select caster/glide option.

C	- Carpet casters
S	- Hard floor casters
GL	- Glides
SCG	- Front hard floor casters, rear glides
CCG	- Front carpet casters, rear glides

Ⓗ Select upholstery grade/color.
Refer to **ki.com/fabrics**

UPHOLSTERY INFORMATION

C.O.M. Upholstery

C.O.M. requirement is 5/8 yard per chair for seat of 54" wide nondirectional fabric. For complete information on ordering C.O.M. see "Ordering C.O.M., C.O.V. and C.O.L." section.

California TB133 Fire Safety Code

For California Technical Bulletin 133 compliant models, add the following upcharge:
Model=Polypropylene
Added List Price=$28
Model=Upholstered Seat
Added List Price=$83

FINISH INFORMATION

Poly Bookbag Rack comes standard in Black. Other KI standard poly colors are available through a Product Modification Request. No upcharge or fees apply for orders of 20 or more. A net setup fee applies for orders of 19 or less. Please allow up 1 week additional leadtime.

SPECIAL SERVICES

Special Carton Marking

With specially marked information	N/C

Shipping

Ships **assembled, FOB Green Bay, WI 54302, freight prepaid.** Freight class 300.

Specifications and prices are subject to change without prior notice.

Learn2® Classroom Furniture (Delivered)

Strive® Seating

Learn2® Classroom Furniture (Delivered)
Strive® Seating

	MODEL	Features	MODEL NUMBER: Basic Model	Surface Type	Frame Color	Fire Code	Shell Color	Surface Finish/ Plastic Color	Glide Option	Uph. Color	Approx. Packaged Weight	Delivered Pricing	Delivered Pricing Fabric Grade 1, C.O.M. & COV	Delivered Pricing Fabric Grade 2	Delivered Pricing Fabric Grade 3 & Group 2V Vinyl	Delivered Pricing Pallas Fabric Group P0	Delivered Pricing Pallas Fabric Group P1	Delivered Pricing Pallas Fabric Group P2	Delivered Pricing Pallas Fabric Group P3	Delivered Pricing Pallas Fabric Group P4
	**Without Accessory Rack** • Non-handed worksurface in choice of plastic or laminate	Polypropylene	L2STP/NA/NAR	□□	□□	□□□	□□□	□□□□	□□		48.0#	$ 870								
		Upholstered Seat	L2STUS/NA/NAR	□□	□□	□□□	□□□	□□□□	□□	□□□	51.0#	N/A	946	981	997	989	1041	1064	1091	1113
2SWSP 2SWSU																				
	**Accessory Rack** • Non-handed worksurface in choice of plastic or laminate • Accessory rack included on both sides of frame	Polypropylene	L2STP/NA/SAR	□□	□□	□□□	□□□	□□□□	□□		57.0#	$ 899								
		Upholstered Seat	L2STUS/NA/SAR	□□	□□	□□□	□□□	□□□□	□□	□□□	60.0#	N/A	976	1011	1025	1019	1068	1093	1120	1142
2SWSP 2SWSU																				
	**Cup Holder/Accessory Rack** • Non-handed worksurface in choice of plastic or laminate • Cup holder/accessory rack included on both sides of frame	Polypropylene	L2STP/NA/CAR	□□	□□	□□□	□□□	□□□□	□□		57.0#	$ 947								
		Upholstered Seat	L2STUS/NA/CAR	□□	□□	□□□	□□□	□□□□	□□	□□□	60.0#	N/A	1022	1059	1072	1066	1118	1142	1168	1189
2SWSP 2SWSU																				
			Ⓐ	Ⓑ	Ⓒ	Ⓓ	Ⓔ	Ⓕ	Ⓖ	Ⓗ										

HOW TO ORDER

Indicate the following information on order form:
1. Quantity of each item.
2. Model number, including options. See "How To Build a Model Number".
3. Any special service required.

Note: • The □ indicates that a choice is required.
- The absence of the □ indicates that no choice is required.
- Alpha-numeric characters in place of □ indicate that no other alternatives are available.

HOW TO BUILD A MODEL NUMBER

Ⓐ Select basic model.

Ⓑ Select worksurface type.

LW	- Laminate worksurface; add $65
PW	- Plastic worksurface

Ⓒ Select frame color.
Refer to the **Product Color Options** page in this price list.

Ⓓ Select fire code.

FR	- Compliance to TB 133
NFR	- Compliance to TB 117-2013

See Upholstery Information for TB133 upcharge.

Ⓔ Select poly seat and back color.
Refer to the **Product Color Options** page in this price list.

Ⓕ Select surface finish.
Refer to the **Product Color Options** page in this price list.

Ⓖ Select caster/glide option.

C	- Carpet casters
S	- Hard floor casters
GL	- Glides
SCG	- Front hard floor casters, rear glides
CCG	- Front carpet casters, rear glides

Ⓗ Select upholstery grade/color.
Refer to **ki.com/fabrics**

UPHOLSTERY INFORMATION

C.O.M. Upholstery

C.O.M. requirement for 10 chairs or less with upholstered seat or upholstered seat and back is 3/4 yard per chair of 54" wide nondirectional fabric. For orders of 11 or more with upholstered seat and back and for complete information on ordering C.O.M. see "Ordering C.O.M., C.O.V. and C.O.L." section.

California TB133 Fire Safety Code

For California Technical Bulletin 133 compliant models, add the following upcharge:
Model=Polypropylene
Added List Price=$13
Model=Upholstered Seat
Added List Price=$85

SPECIAL SERVICES

Special Carton Marking

With specially marked information N/C

Shipping

Ships **assembled, FOB Green Bay, WI 54302, freight prepaid.** Freight class 300.

Specifications and prices are subject to change without prior notice.

Learn2® Classroom Furniture (Delivered)

Strive® Seating

Learn2® Classroom Furniture (Delivered)
Strive® Seating

	MODEL	Features	MODEL NUMBER: Basic Model	Surface Type	Frame Color	Fire Code	Shell Color	Surface Finish/ Plastic Color	Glide Option	Uph. Color	Approx. Packaged Weight	Delivered Pricing	Delivered Pricing Fabric Grade 1, C.O.M. & COV	Delivered Pricing Fabric Grade 2	Delivered Pricing Fabric Grade 3 & Group 2V Vinyl	Delivered Pricing Pallas Fabric Group P0	Delivered Pricing Pallas Fabric Group P1	Delivered Pricing Pallas Fabric Group P2	Delivered Pricing Pallas Fabric Group P3	Delivered Pricing Pallas Fabric Group P4
	**Poly Bookbag Rack** • Non-handed worksurface in choice of plastic or laminate • Poly bookbag rack included • Poly bookbag rack includes two accessory slots and a cupholder • Poly Bookbag rack is only available in black	Polypropylene	L2STP/NA/PBR	□□	□□	□□□	□□□	□□□□	□□		57.0#	$ 938								
2SWSP 2SWSU		Upholstered Seat	L2STUS/NA/PBR	□□	□□	□□□	□□□	□□□□	□□	□□□	60.0#	N/A	1005	1038	1055	1046	1099	1121	1148	1170
	**Flat Accessory Rack** • Non-handed worksurface in choice of plastic or laminate • Flat accessory rack included	Polypropylene	L2STP/NA/FBR	□□	□□	□□□	□□□	□□□□	□□		57.0#	$ 947								
2SWSP 2SWSU		Upholstered Seat	L2STUS/NA/FBR	□□	□□	□□□	□□□	□□□□	□□	□□□	60.0#	N/A	1022	1059	1072	1066	1118	1142	1168	1189
			Ⓐ	Ⓑ	Ⓒ	Ⓓ	Ⓔ	Ⓕ	Ⓖ	Ⓗ										

HOW TO ORDER

Indicate the following information on order form:
1. Quantity of each item.
2. Model number, including options. See “How To Build a Model Number”.
3. Any special service required.

Note: • The □ indicates that a choice is required.
- The absence of the □ indicates that no choice is required.
- Alpha-numeric characters in place of □ indicate that no other alternatives are available.

HOW TO BUILD A MODEL NUMBER

Ⓐ Select basic model.

Ⓑ Select worksurface type.

LW	- Laminate worksurface; add $65
PW	- Plastic worksurface

Ⓒ Select frame color.
Refer to the **Product Color Options** page in this price list.

Ⓓ Select fire code.

FR	- Compliance to TB 133
NFR	- Compliance to TB 117-2013

See Upholstery Information for TB133 upcharge.

Ⓔ Select poly seat and back color.
Refer to the **Product Color Options** page in this price list.

Ⓕ Select surface finish.
Refer to the **Product Color Options** page in this price list.

Ⓖ Select caster/glide option.

C	- Carpet casters
S	- Hard floor casters
GL	- Glides
SCG	- Front hard floor casters, rear glides
CCG	- Front carpet casters, rear glides

Ⓗ Select upholstery grade/color.
Refer to **ki.com/fabrics**

UPHOLSTERY INFORMATION

C.O.M. Upholstery

C.O.M. requirement for 10 chairs or less with upholstered seat or upholstered seat and back is 3/4 yard per chair of 54” wide nondirectional fabric. For orders of 11 or more with upholstered seat and back and for complete information on ordering C.O.M. see “Ordering C.O.M., C.O.V. and C.O.L.” section.

California TB133 Fire Safety Code

For California Technical Bulletin 133 compliant models, add the following upcharge:
Model=Polypropylene
Added List Price=$13
Model=Upholstered Seat
Added List Price=$85

FINISH INFORMATION

Poly Bookbag Rack comes standard in Black. Other KI standard poly colors are available through a Product Modification Request. No upcharge or fees apply for orders of 20 or more. A net setup fee applies for orders of 19 or less. Please allow up 1 week additional leadtime.

SPECIAL SERVICES

Special Carton Marking

With specially marked information	N/C

Shipping

Ships **assembled, FOB Green Bay, WI 54302, freight prepaid.** Freight class 300.

Specifications and prices are subject to change without prior notice.

Learn2® Classroom Furniture (Delivered)

Strive® Seating

Learn2® Classroom Furniture (Delivered)
Strive® Seating

	MODEL	Features	MODEL NUMBER: Basic Model	Surface Type	Frame Color	Fire Code	Shell Color	Surface Finish/ Plastic Color	Glide Option	Uph. Color	Approx. Packaged Weight	Delivered Pricing	Delivered Pricing Fabric Grade 1, C.O.M. & COV	Delivered Pricing Fabric Grade 2	Delivered Pricing Fabric Grade 3 & Group 2V Vinyl	Delivered Pricing Pallas Fabric Group P0	Delivered Pricing Pallas Fabric Group P1	Delivered Pricing Pallas Fabric Group P2	Delivered Pricing Pallas Fabric Group P3	Delivered Pricing Pallas Fabric Group P4
	**Armchair without Accessory Rack** • Non-handed worksurface in choice of plastic or laminate	Polypropylene	L2STP/CA/NAR	☐☐	☐☐	☐☐☐	☐☐☐	☐☐☐☐	☐☐		51.0#	$ 944								
2SWSP 2SWSU		Upholstered Seat	L2STUS/CA/NAR	☐☐	☐☐	☐☐☐	☐☐☐	☐☐☐☐	☐☐	☐☐☐	54.0#	N/A	1019	1052	1068	1062	1113	1138	1164	1185
	**Armchair with Accessory Rack** • Non-handed worksurface in choice of plastic or laminate • Accessory rack included on both sides of frame	Polypropylene	L2STP/CA/SAR	☐☐	☐☐	☐☐☐	☐☐☐	☐☐☐☐	☐☐		60.0#	$ 971								
2SWSP 2SWSU		Upholstered Seat	L2STUS/CA/SAR	☐☐	☐☐	☐☐☐	☐☐☐	☐☐☐☐	☐☐	☐☐☐	63.0#	N/A	1048	1083	1098	1091	1142	1167	1193	1214
	**Armchair with Cup Holder/Accessory Rack** • Non-handed worksurface in choice of plastic or laminate • Cup holder/accessory rack included on both sides of frame	Polypropylene	L2STP/CA/CAR	☐☐	☐☐	☐☐☐	☐☐☐	☐☐☐☐	☐☐		60.0#	$ 1020								
2SWSP 2SWSU		Upholstered Seat	L2STUS/CA/CAR	☐☐	☐☐	☐☐☐	☐☐☐	☐☐☐☐	☐☐	☐☐☐	63.0#	N/A	1094	1129	1146	1139	1189	1214	1241	1262

Ⓐ Ⓑ Ⓒ Ⓓ Ⓔ Ⓕ Ⓖ Ⓗ

HOW TO ORDER

Indicate the following information on order form:
1. Quantity of each item.
2. Model number, including options. See "How To Build a Model Number".
3. Any special service required.

Note: • The ☐ indicates that a choice is required.
- The absence of the ☐ indicates that no choice is required.
- Alpha-numeric characters in place of ☐ indicate that no other alternatives are available.

HOW TO BUILD A MODEL NUMBER

Ⓐ Select basic model.

Ⓑ Select worksurface type.

LW	- Laminate worksurface; add $65
PW	- Plastic worksurface

Ⓒ Select frame color.
Refer to the **Product Color Options** page in this price list.

Ⓓ Select fire code.

FR	- Compliance to TB 133
NFR	- Compliance to TB 117-2013

See Upholstery Information for TB133 upcharge.

Ⓔ Select poly seat and back color.
Refer to the **Product Color Options** page in this price list.

Ⓕ Select surface finish.
Refer to the **Product Color Options** page in this price list.

Ⓖ Select caster/glide option.

C	- Carpet casters
S	- Hard floor casters
GL	- Glides
SCG	- Front hard floor casters, rear glides
CCG	- Front carpet casters, rear glides

Ⓗ Select upholstery grade/color.
Refer to **ki.com/fabrics**

UPHOLSTERY INFORMATION

C.O.M. Upholstery
C.O.M. requirement for 10 chairs or less with upholstered seat or upholstered seat and back is 3/4 yard per chair of 54" wide nondirectional fabric. For orders of 11 or more with upholstered seat and back and for complete information on ordering C.O.M. see "Ordering C.O.M., C.O.V. and C.O.L." section.

California TB133 Fire Safety Code
For California Technical Bulletin 133 compliant models, add the following upcharge:
Model=Polypropylene
Added List Price=$13
Model=Upholstered Seat
Added List Price=$85

SPECIAL SERVICES

Special Carton Marking

With specially marked information	N/C

Shipping
Ships **assembled, FOB Green Bay, WI 54302, freight prepaid.** Freight class 300.

Specifications and prices are subject to change without prior notice.

Learn2® Classroom Furniture (Delivered)

Strive® Seating

Learn2® Classroom Furniture (Delivered)
Strive® Seating

	MODEL	Features	MODEL NUMBER: Basic Model	Surface Type	Frame Color	Fire Code	Shell Color	Surface Finish/ Plastic Color	Glide Option	Uph. Color	Approx. Packaged Weight	Delivered Pricing	Delivered Pricing Fabric Grade 1, C.O.M. & COV	Delivered Pricing Fabric Grade 2	Delivered Pricing Fabric Grade 3 & Group 2V Vinyl	Delivered Pricing Pallas Fabric Group P0	Delivered Pricing Pallas Fabric Group P1	Delivered Pricing Pallas Fabric Group P2	Delivered Pricing Pallas Fabric Group P3	Delivered Pricing Pallas Fabric Group P4
	**Armchair with Poly Bookbag Rack** • Non-handed worksurface in choice of plastic or laminate • Poly bookbag rack included • Poly bookbag rack includes two accessory slots and a cupholder • Poly Bookbag rack is only available in black	Polypropylene	L2STP/CA/PBR	□□	□□	□□□	□□□	□□□□	□□		60.0#	$ 1000								
		Upholstered Seat	L2STUS/CA/PBR	□□	□□	□□□	□□□	□□□□	□□	□□□	63.0#	N/A	1076	1111	1126	1119	1170	1194	1221	1242
2SWSP 2SWSU																				
	**Armchair with Flat Accessory Rack** • Non-handed worksurface in choice of plastic or laminate • Flat accessory rack included	Polypropylene	L2STP/CA/FBR	□□	□□	□□□	□□□	□□□□	□□		60.0#	$ 1020								
		Upholstered Seat	L2STUS/CA/FBR	□□	□□	□□□	□□□	□□□□	□□	□□□	63.0#	N/A	1094	1129	1146	1139	1189	1214	1241	1262
2SWSP 2SWSU																				
			Ⓐ	Ⓑ	Ⓒ	Ⓓ	Ⓔ	Ⓕ	Ⓖ	Ⓗ										

HOW TO ORDER

Indicate the following information on order form:
1. Quantity of each item.
2. Model number, including options. See “How To Build a Model Number”.
3. Any special service required.

Note: • The □ indicates that a choice is required.
- The absence of the □ indicates that no choice is required.
- Alpha-numeric characters in place of □ indicate that no other alternatives are available.

HOW TO BUILD A MODEL NUMBER

Ⓐ Select basic model.

Ⓑ Select worksurface type.

LW	- Laminate worksurface; add $65
PW	- Plastic worksurface

Ⓒ Select frame color.
Refer to the **Product Color Options** page in this price list.

Ⓓ Select fire code.

FR	- Compliance to TB 133
NFR	- Compliance to TB 117-2013

See Upholstery Information for TB133 upcharge.

Ⓔ Select poly seat and back color.
Refer to the **Product Color Options** page in this price list.

Ⓕ Select surface finish.
Refer to the **Product Color Options** page in this price list.

Ⓖ Select caster/glide option.

C	- Carpet casters
S	- Hard floor casters
GL	- Glides
SCG	- Front hard floor casters, rear glides
CCG	- Front carpet casters, rear glides

Ⓗ Select upholstery grade/color.
Refer to **ki.com/fabrics**

UPHOLSTERY INFORMATION

C.O.M. Upholstery

C.O.M. requirement for 10 chairs or less with upholstered seat or upholstered seat and back is 3/4 yard per chair of 54” wide nondirectional fabric. For orders of 11 or more with upholstered seat and back and for complete information on ordering C.O.M. see “Ordering C.O.M., C.O.V. and C.O.L.” section.

California TB133 Fire Safety Code

For California Technical Bulletin 133 compliant models, add the following upcharge:
Model=Polypropylene
Added List Price=$13
Model=Upholstered Seat
Added List Price=$85

FINISH INFORMATION

Poly Bookbag Rack comes standard in Black. Other KI standard poly colors are available through a Product Modification Request. No upcharge or fees apply for orders of 20 or more. A net setup fee applies for orders of 19 or less. Please allow up 1 week additional leadtime.

SPECIAL SERVICES

Special Carton Marking

With specially marked information	N/C

Shipping

Ships **assembled, FOB Green Bay, WI 54302, freight prepaid.** Freight class 300.

Specifications and prices are subject to change without prior notice.

Learn2® Classroom Furniture (Delivered)

Doni® Seating

Learn2® Classroom Furniture (Delivered)
Doni® Seating

	Features	MODEL NUMBER Basic Model	Frame Color	Fire Code	Poly Solid Color	Poly Outside/Inside Color	Glide Option	Uph. Color	Approx. Packaged Weight	Delivered Pricing Unupholstered	Delivered Pricing Fabric Grade 1, C.O.M. & COV	Delivered Pricing Fabric Grade 2	Delivered Pricing Fabric Grade 3 & Group 2V Vinyl	Delivered Pricing Pallas Fabric Group P0	Delivered Pricing Pallas Fabric Group P1	Delivered Pricing Pallas Fabric Group P2	Delivered Pricing Pallas Fabric Group P3	Delivered Pricing Pallas Fabric Group P4
	Solid Color, Polypropylene	L2DN1/NAR	□□	□□□	□□□		□□		57.0#	$ 718								
	Solid Color, Upholstered Seat	L2DN2/NAR	□□	□□□	□□□		□□	□□□	57.0#	N/A	869	882	900	912	965	983	1009	1046
	Two-Tone, Polypropylene	L2DNA/NAR	□□	NFR		□□□□□□	□□		57.0#	790								
	Two-Tone, Upholstered Seat	L2DNB/NAR	□□	NFR		□□□□□□	□□	□□□	57.0#	N/A	939	950	971	983	1033	1052	1080	1117
2DNS1																		
2DNS2																		
2DNSA																		
2DNSB																		
Without Accessory Rack																		
• Non-handed worksurface in choice of plastic or laminate																		
• Solid or two-tone colored shell																		
• Unlimited color match's																		
• 17 degrees of hip articulation																		
	Solid Color, Polypropylene	L2DN1/SAR	□□	□□□	□□□		□□		57.0#	$ 750								
	Solid Color, Upholstered Seat	L2DN2/SAR	□□	□□□	□□□		□□	□□□	57.0#	N/A	898	910	931	942	992	1013	1038	1076
	Two-Tone, Polypropylene	L2DNA/SAR	□□	NFR		□□□□□□	□□		57.0#	819								
	Two-Tone, Upholstered Seat	L2DNB/SAR	□□	NFR		□□□□□□	□□	□□□	57.0#	N/A	969	981	1000	1013	1063	1084	1110	1144
2DNS1																		
2DNS2																		
2DNSA																		
2DNSB																		
Accessory Rack																		
• Non-handed worksurface in choice of plastic or laminate																		
• Accessory rack included on both sides of frame																		
• Solid or two-tone colored shell																		
• Unlimited color match's																		
• 17 degrees of hip articulation																		
		Ⓐ	Ⓑ	Ⓒ	Ⓓ	Ⓔ	Ⓕ	Ⓖ										

HOW TO ORDER

Indicate the following information on order form:
1. Quantity of each item.
2. Model number, including options. See "How To Build a Model Number".
3. Any special service required.

Note: • The □ indicates that a choice is required.
- The absence of the □ indicates that no choice is required.
- Alpha-numeric characters in place of □ indicate that no other alternatives are available.

HOW TO BUILD A MODEL NUMBER

Ⓐ Select basic model.

Ⓑ Select frame color.
Refer to the **Product Color Options** page in this price list.

Ⓒ Select fire code.

NFR	- Compliance to TB 117-2013
FR	- Compliance to TB 133

Ⓓ Select solid poly color.
Refer to the **Product Color Options** page in this price list.

Ⓔ Select outside/inside poly color.
Refer to the **Product Color Options** page in this price list.

Ⓕ Select caster/glide option.

C	- Carpet casters
S	- Hard floor casters
GL	- Glides
SCG	- Front hard floor casters, rear glides
CCG	- Front carpet casters, rear glides

Ⓖ Select upholstery grade/color.
Refer to **ki.com/fabrics**

UPHOLSTERY INFORMATION

C.O.M. Upholstery

C.O.M. requirement for 10 chairs or less with upholstered seat or upholstered seat and back is 3/4 yard per chair of 54" wide nondirectional fabric. For orders of 11 or more with upholstered seat and back and for complete information on ordering C.O.M. see "Ordering C.O.M., C.O.V. and C.O.L." section.

California TB133 Fire Safety Code

For California Technical Bulletin 133 compliant models, add the following upcharge:
Model=Solid Color, Polypropylene
Added List Price=$13
Model=Solid Color, Upholstered Seat
Added List Price=$90

SPECIAL SERVICES

Special Carton Marking

With specially marked information N/C

Shipping

Ships **assembled, FOB Green Bay, WI 54302, freight prepaid.** Freight class 300.

Specifications and prices are subject to change without prior notice.

Learn2® Classroom Furniture (Delivered)

Doni® Seating

Learn2® Classroom Furniture (Delivered)
Doni® Seating



2DNS1
2DNS2
2DNSA
2DNSB

Cup Holder/Accessory Rack

- Non-handed worksurface in choice of plastic or laminate
- Cup holder/accessory rack included on both sides of frame
- Solid or two-tone colored shell
- Unlimited color match's
- 17 degrees of hip articulation

Features	MODEL NUMBER Basic Model Ⓐ	Frame Color Ⓑ	Fire Code Ⓒ	Poly Solid Color Ⓓ	Poly Outside/Inside Color Ⓔ	Glide Option Ⓕ	Uph. Color Ⓖ	Approx. Packaged Weight	Delivered Pricing Unupholstered	Delivered Pricing Fabric Grade 1, C.O.M. & COV	Delivered Pricing Fabric Grade 2	Delivered Pricing Fabric Grade 3 & Group 2V Vinyl	Delivered Pricing Pallas Fabric Group P0	Delivered Pricing Pallas Fabric Group P1	Delivered Pricing Pallas Fabric Group P2	Delivered Pricing Pallas Fabric Group P3	Delivered Pricing Pallas Fabric Group P4
Solid Color, Polypropylene	L2DN1/CAR	□□	□□□	□□□		□□		57.0#	$ 796								
Solid Color, Upholstered Seat	L2DN2/CAR	□□	□□□	□□□		□□	□□□	57.0#	N/A	946	958	980	990	1041	1061	1087	1123
Two-Tone, Polypropylene	L2DNA/CAR	□□	NFR		□□□□□□	□□		57.0#	866								
Two-Tone, Upholstered Seat	L2DNB/CAR	□□	NFR		□□□□□□	□□	□□□	57.0#	N/A	1018	1027	1049	1061	1112	1131	1158	1193

HOW TO ORDER

Indicate the following information on order form:
1. Quantity of each item.
2. Model number, including options. See "How To Build a Model Number".
3. Any special service required.

Note: • The □ indicates that a choice is required.
• The absence of the □ indicates that no choice is required.
• Alpha-numeric characters in place of □ indicate that no other alternatives are available.

HOW TO BUILD A MODEL NUMBER

Ⓐ Select basic model.

Ⓑ Select frame color.
Refer to the **Product Color Options** page in this price list.

Ⓒ Select fire code.

NFR	- Compliance to TB 117-2013
FR	- Compliance to TB 133

Ⓓ Select solid poly color.
Refer to the **Product Color Options** page in this price list.

Ⓔ Select outside/inside poly color.
Refer to the **Product Color Options** page in this price list.

Ⓕ Select caster/glide option.

C	- Carpet casters
S	- Hard floor casters
GL	- Glides
SCG	- Front hard floor casters, rear glides
CCG	- Front carpet casters, rear glides

Ⓖ Select upholstery grade/color.
Refer to **ki.com/fabrics**

UPHOLSTERY INFORMATION

C.O.M. Upholstery

C.O.M. requirement for 10 chairs or less with upholstered seat or upholstered seat and back is 3/4 yard per chair of 54" wide nondirectional fabric. For orders of 11 or more with upholstered seat and back and for complete information on ordering C.O.M. see "Ordering C.O.M., C.O.V. and C.O.L." section.

California TB133 Fire Safety Code

For California Technical Bulletin 133 compliant models, add the following upcharge:
Model=Solid Color, Polypropylene
Added List Price=$13
Model=Solid Color, Upholstered Seat
Added List Price=$90

SPECIAL SERVICES

Special Carton Marking

With specially marked information	N/C

Shipping

Ships **assembled, FOB Green Bay, WI 54302, freight prepaid.** Freight class 300.

Specifications and prices are subject to change without prior notice.

Learn2® Classroom Furniture (Delivered)

Doni® Seating

Learn2® Classroom Furniture (Delivered)

Doni® Seating



2DNS1
2DNS2
2DNSA
2DNSB

Poly Bookbag Rack

- Non-handed worksurface in choice of plastic or laminate
- Poly bookbag rack included
- Poly bookbag rack includes two accessory slots and a cupholder
- Poly Bookbag rack is only available in black
- Solid or two-tone colored shell
- Unlimited color match's
- 17 degrees of hip articulation

		MODEL NUMBER																
	Features	Basic Model Ⓐ	Frame Color Ⓑ	Fire Code Ⓒ	Poly Solid Color Ⓓ	Poly Outside/Inside Color Ⓔ	Glide Option Ⓕ	Uph. Color Ⓖ	Approx. Packaged Weight	Delivered Pricing Unupholstered	Delivered Pricing Fabric Grade 1, C.O.M. & COV	Delivered Pricing Fabric Grade 2	Delivered Pricing Fabric Grade 3 & Group 2V Vinyl	Delivered Pricing Pallas Fabric Group P0	Delivered Pricing Pallas Fabric Group P1	Delivered Pricing Pallas Fabric Group P2	Delivered Pricing Pallas Fabric Group P3	Delivered Pricing Pallas Fabric Group P4
	Solid Color, Polypropylene	L2DN1/PBR	□□	□□□	□□□		□□		57.0#	$ 777								
	Solid Color, Upholstered Seat	L2DN2/PBR	□□	□□□	□□□		□□	□□□	57.0#	N/A	926	939	958	969	1021	1040	1066	1102
	Two-Tone, Polypropylene	L2DNA/PBR	□□	NFR		□□□□□□	□□		57.0#	847								
	Two-Tone, Upholstered Seat	L2DNB/PBR	□□	NFR		□□□□□□	□□	□□□	57.0#	N/A	996	1008	1030	1040	1090	1111	1138	1173

HOW TO ORDER

Indicate the following information on order form:
1. Quantity of each item.
2. Model number, including options. See "How To Build a Model Number".
3. Any special service required.

Note: • The □ indicates that a choice is required.
• The absence of the □ indicates that no choice is required.
• Alpha-numeric characters in place of □ indicate that no other alternatives are available.

HOW TO BUILD A MODEL NUMBER

Ⓐ Select basic model.

Ⓑ Select frame color.
Refer to the **Product Color Options** page in this price list.

Ⓒ Select fire code.

NFR	- Compliance to TB 117-2013
FR	- Compliance to TB 133

Ⓓ Select solid poly color.
Refer to the **Product Color Options** page in this price list.

Ⓔ Select outside/inside poly color.
Refer to the **Product Color Options** page in this price list.

Ⓕ Select caster/glide option.

C	- Carpet casters
S	- Hard floor casters
GL	- Glides
SCG	- Front hard floor casters, rear glides
CCG	- Front carpet casters, rear glides

Ⓖ Select upholstery grade/color.
Refer to **ki.com/fabrics**

UPHOLSTERY INFORMATION

C.O.M. Upholstery

C.O.M. requirement for 10 chairs or less with upholstered seat or upholstered seat and back is 3/4 yard per chair of 54" wide nondirectional fabric. For orders of 11 or more with upholstered seat and back and for complete information on ordering C.O.M. see "Ordering C.O.M., C.O.V. and C.O.L." section.

California TB133 Fire Safety Code

For California Technical Bulletin 133 compliant models, add the following upcharge:
Model=Solid Color, Polypropylene
Added List Price=$13
Model=Solid Color, Upholstered Seat
Added List Price=$90

FINISH INFORMATION

Poly Bookbag Rack comes standard in Black. Other KI standard poly colors are available through a Product Modification Request. No upcharge or fees apply for orders of 20 or more. A net setup fee applies for orders of 19 or less. Please allow up 1 week additional leadtime.

SPECIAL SERVICES

Special Carton Marking

With specially marked information	N/C

Shipping

Ships **assembled, FOB Green Bay, WI 54302, freight prepaid.** Freight class 300.

Specifications and prices are subject to change without prior notice.

Learn2® Classroom Furniture (Delivered)

Doni® Seating

Learn2® Classroom Furniture (Delivered)
Doni® Seating

	MODEL	Features	MODEL NUMBER: Basic Model	Frame Color	Fire Code	Poly Solid Color	Poly Outside/Inside Color	Glide Option	Uph. Color	Approx. Packaged Weight	Delivered Pricing Unupholstered	Delivered Pricing Fabric Grade 1, C.O.M. & COV	Delivered Pricing Fabric Grade 2	Delivered Pricing Fabric Grade 3 & Group 2V Vinyl	Delivered Pricing Pallas Fabric Group P0	Delivered Pricing Pallas Fabric Group P1	Delivered Pricing Pallas Fabric Group P2	Delivered Pricing Pallas Fabric Group P3	Delivered Pricing Pallas Fabric Group P4
	**Flat Accessory Rack** • Non-handed worksurface in choice of plastic or laminate • Flat accessory rack included • Solid or two-tone colored shell • Unlimited color match's • 17 degrees of hip articulation	Solid Color, Polypropylene	L2DN1/FBR	□□	□□□	□□□		□□		57.0#	$ 796								
		Solid Color, Upholstered Seat	L2DN2/FBR	□□	□□□	□□□		□□	□□□	57.0#	N/A	946	958	980	990	1041	1061	1087	1123
		Two-Tone, Polypropylene	L2DNA/FBR	□□	NFR		□□□□□□	□□		57.0#	866								
		Two-Tone, Upholstered Seat	L2DNB/FBR	□□	NFR		□□□□□□	□□	□□□	57.0#	N/A	1018	1027	1049	1061	1112	1131	1158	1193
2DNS1																			
2DNS2																			
2DNSA																			
2DNSB																			
			Ⓐ	Ⓑ	Ⓒ	Ⓓ	Ⓔ	Ⓕ	Ⓖ										

HOW TO ORDER

Indicate the following information on order form:
1. Quantity of each item.
2. Model number, including options. See "How To Build a Model Number".
3. Any special service required.

Note: • The □ indicates that a choice is required.
• The absence of the □ indicates that no choice is required.
• Alpha-numeric characters in place of □ indicate that no other alternatives are available.

HOW TO BUILD A MODEL NUMBER

Ⓐ Select basic model.

Ⓑ Select frame color.
Refer to the **Product Color Options** page in this price list.

Ⓒ Select fire code.

NFR	- Compliance to TB 117-2013
FR	- Compliance to TB 133

Ⓓ Select solid poly color.
Refer to the **Product Color Options** page in this price list.

Ⓔ Select outside/inside poly color.
Refer to the **Product Color Options** page in this price list.

Ⓕ Select caster/glide option.

C	- Carpet casters
S	- Hard floor casters
GL	- Glides
SCG	- Front hard floor casters, rear glides
CCG	- Front carpet casters, rear glides

Ⓖ Select upholstery grade/color.
Refer to **ki.com/fabrics**

UPHOLSTERY INFORMATION

C.O.M. Upholstery

C.O.M. requirement for 10 chairs or less with upholstered seat or upholstered seat and back is 3/4 yard per chair of 54" wide nondirectional fabric. For orders of 11 or more with upholstered seat and back and for complete information on ordering C.O.M. see "Ordering C.O.M., C.O.V. and C.O.L." section.

California TB133 Fire Safety Code

For California Technical Bulletin 133 compliant models, add the following upcharge:
Model=Solid Color, Polypropylene
Added List Price=$13
Model=Solid Color, Upholstered Seat
Added List Price=$90

SPECIAL SERVICES

Special Carton Marking

With specially marked information	N/C

Shipping

Ships **assembled, FOB Green Bay, WI 54302, freight prepaid.** Freight class 300.

Specifications and prices are subject to change without prior notice.

Learn2® Classroom Furniture (Delivered)

Intellect Wave® Seating

Learn2® Classroom Furniture (Delivered)
Intellect Wave® Seating

	MODEL	Features	MODEL NUMBER Basic Model	Frame Color	Fire Code	Shell Color	Glide Option	Upholstery Color	Approx. Packaged Weight	Delivered Pricing	Delivered Pricing Fabric Grade 1, C.O.M. & COV	Delivered Pricing Fabric Grade 2	Delivered Pricing Fabric Grade 3 & Group 2V Vinyl	Delivered Pricing Pallas Fabric Group P0	Delivered Pricing Pallas Fabric Group P1	Delivered Pricing Pallas Fabric Group P2	Delivered Pricing Pallas Fabric Group P3	Delivered Pricing Pallas Fabric Group P4
	**No Worksurface - Without Accessory Rack**	Polypropylene	L2WNP/NAR	□□	□□□	□□□	□□		33.0#	$ 547								
		Upholstered Seat	L2WNUS/NAR	□□	□□□	□□□	□□	□□□	36.0#	N/A	618	624	635	624	674	692	714	731
2WNSP 2WNSU																		
	**No Worksurface - Accessory Rack** • Accessory rack included on both sides of frame	Polypropylene	L2WNP/SAR	□□	□□□	□□□	□□		42.0#	$ 575								
		Upholstered Seat	L2WNUS/SAR	□□	□□□	□□□	□□	□□□	45.0#	N/A	648	655	664	655	704	720	741	760
2WNSP 2WNSU																		
	**No Worksurface - Cup Holder/Accessory Rack** • Cup holder/accessory rack included on both sides of frame	Polypropylene	L2WNP/CAR	□□	□□□	□□□	□□		42.0#	$ 623								
		Upholstered Seat	L2WNUS/CAR	□□	□□□	□□□	□□	□□□	45.0#	N/A	695	700	713	700	753	768	790	808
2WNSP 2WNSU																		

Ⓐ Ⓑ Ⓒ Ⓓ Ⓔ Ⓕ

HOW TO ORDER

Indicate the following information on order form:
1. Quantity of each item.
2. Model number, including options. See “How To Build a Model Number”.
3. Any special service required.

Note: • The □ indicates that a choice is required.
- The absence of the □ indicates that no choice is required.
- Alpha-numeric characters in place of □ indicate that no other alternatives are available.

HOW TO BUILD A MODEL NUMBER

Ⓐ Select basic model.

Ⓑ Select frame color.
Refer to the **Product Color Options** page in this price list.

Ⓒ Select fire code.

FR	- Compliance to TB 133
NFR	- Compliance to TB 117-2013

See Upholstery Information for TB133 upcharge.

Ⓓ Select shell color.
Refer to the **Product Color Options** page in this price list.

Ⓔ Select caster/glide option.

C	- Carpet casters
S	- Hard floor casters
GL	- Glides
SCG	- Front hard floor casters, rear glides
CCG	- Front carpet casters, rear glides

Ⓕ Select upholstery grade/color.
Refer to **ki.com/fabrics**

UPHOLSTERY INFORMATION

C.O.M. Upholstery
C.O.M. requirement is 5/8 yard per chair for seat of 54” wide nondirectional fabric. For complete information on ordering C.O.M. see “Ordering C.O.M., C.O.V. and C.O.L.” section.

California TB133 Fire Safety Code
For California Technical Bulletin 133 compliant models, add the following upcharge:
Model=Polypropylene
Added List Price=$28
Model=Upholstered Seat
Added List Price=$83

SPECIAL SERVICES

Special Carton Marking

With specially marked information	N/C

Shipping
Ships **assembled, FOB Green Bay, WI 54302, freight prepaid.** Freight class 300.

Specifications and prices are subject to change without prior notice.

Learn2® Classroom Furniture (Delivered)

Intellect Wave® Seating

Learn2® Classroom Furniture (Delivered)
Intellect Wave® Seating

	MODEL	Features	MODEL NUMBER Basic Model	Frame Color Ⓑ	Fire Code Ⓒ	Shell Color Ⓓ	Glide Option Ⓔ	Upholstery Color Ⓕ	Approx. Packaged Weight	Delivered Pricing	Delivered Pricing Fabric Grade 1, C.O.M. & COV	Delivered Pricing Fabric Grade 2	Delivered Pricing Fabric Grade 3 & Group 2V Vinyl	Delivered Pricing Pallas Fabric Group P0	Delivered Pricing Pallas Fabric Group P1	Delivered Pricing Pallas Fabric Group P2	Delivered Pricing Pallas Fabric Group P3	Delivered Pricing Pallas Fabric Group P4
	**No Worksurface - Poly Bookbag Rack** • Poly bookbag rack included • Poly bookbag rack includes two accessory slots and a cupholder • Poly Bookbag rack is only available in black	Polypropylene	L2WNP/PBR	□□	□□□	□□□	□□		42.0#	$ 604								
		Upholstered Seat	L2WNUS/PBR	□□	□□□	□□□	□□	□□□	45.0#	N/A	676	682	692	682	730	750	770	789
2WNSP 2WNSU																		
	**No Worksurface - Flat Accessory Rack** • Flat accessory rack included	Polypropylene	L2WNP/FBR	□□	□□□	□□□	□□		42.0#	$ 623								
		Upholstered Seat	L2WNUS/FBR	□□	□□□	□□□	□□	□□□	45.0#	N/A	695	700	713	700	753	768	790	808
2WNSP 2WNSU																		
			Ⓐ															

HOW TO ORDER

Indicate the following information on order form:
1. Quantity of each item.
2. Model number, including options. See “How To Build a Model Number”.
3. Any special service required.

Note: • The □ indicates that a choice is required.
- The absence of the □ indicates that no choice is required.
- Alpha-numeric characters in place of □ indicate that no other alternatives are available.

HOW TO BUILD A MODEL NUMBER

Ⓐ Select basic model.

Ⓑ Select frame color.
Refer to the **Product Color Options** page in this price list.

Ⓒ Select fire code.

FR	- Compliance to TB 133
NFR	- Compliance to TB 117-2013

See Upholstery Information for TB133 upcharge.

Ⓓ Select shell color.
Refer to the **Product Color Options** page in this price list.

Ⓔ Select caster/glide option.

C	- Carpet casters
S	- Hard floor casters
GL	- Glides
SCG	- Front hard floor casters, rear glides
CCG	- Front carpet casters, rear glides

Ⓕ Select upholstery grade/color.
Refer to **ki.com/fabrics**

UPHOLSTERY INFORMATION

C.O.M. Upholstery
C.O.M. requirement is 5/8 yard per chair for seat of 54” wide nondirectional fabric. For complete information on ordering C.O.M. see “Ordering C.O.M., C.O.V. and C.O.L.” section.

California TB133 Fire Safety Code
For California Technical Bulletin 133 compliant models, add the following upcharge:
Model=Polypropylene
Added List Price=$28
Model=Upholstered Seat
Added List Price=$83

FINISH INFORMATION

Poly Bookbag Rack comes standard in Black. Other KI standard poly colors are available through a Product Modification Request. No upcharge or fees apply for orders of 20 or more. A net setup fee applies for orders of 19 or less. Please allow up 1 week additional leadtime.

SPECIAL SERVICES

Special Carton Marking

With specially marked information	N/C

Shipping
Ships **assembled, FOB Green Bay, WI 54302, freight prepaid.** Freight class 300.

Specifications and prices are subject to change without prior notice.

Learn2® Classroom Furniture (Delivered)

Strive® Seating

Learn2® Classroom Furniture (Delivered)
Strive® Seating

	MODEL	Features	MODEL NUMBER Basic Model	Frame Color	Fire Code	Shell Color	Glide Option	Upholstery Color	Approx. Packaged Weight	Delivered Pricing	Delivered Pricing Fabric Grade 1, C.O.M. & COV	Delivered Pricing Fabric Grade 2	Delivered Pricing Fabric Grade 3 & Group 2V Vinyl	Delivered Pricing Pallas Fabric Group P0	Delivered Pricing Pallas Fabric Group P1	Delivered Pricing Pallas Fabric Group P2	Delivered Pricing Pallas Fabric Group P3	Delivered Pricing Pallas Fabric Group P4
	**No Worksurface - Without Accessory Rack**	Polypropylene	L2SNP/NA/NAR	☐☐	☐☐☐	☐☐☐	☐☐		44.0#	$ 692								
		Upholstered Seat	L2SNUS/NA/NAR	☐☐	☐☐☐	☐☐☐	☐☐	☐☐☐	47.0#	N/A	767	804	818	811	861	887	912	934
2SNSP 2SNSU																		
	**No Worksurface - Accessory Rack** • Accessory rack included on both sides of frame	Polypropylene	L2SNP/NA/SAR	☐☐	☐☐☐	☐☐☐	☐☐		53.0#	$ 720								
		Upholstered Seat	L2SNUS/NA/SAR	☐☐	☐☐☐	☐☐☐	☐☐	☐☐☐	56.0#	N/A	795	831	848	838	890	916	940	965
2SNSP 2SNSU																		
	**No Worksurface - Cup Holder/Accessory Rack** • Cup holder/accessory rack included on both sides of frame	Polypropylene	L2SNP/NA/CAR	☐☐	☐☐☐	☐☐☐	☐☐		53.0#	$ 768								
		Upholstered Seat	L2SNUS/NA/CAR	☐☐	☐☐☐	☐☐☐	☐☐	☐☐☐	56.0#	N/A	845	881	896	888	938	965	989	1012
2SNSP 2SNSU																		

Ⓐ Ⓑ Ⓒ Ⓓ Ⓔ Ⓕ

HOW TO ORDER

Indicate the following information on order form:
1. Quantity of each item.
2. Model number, including options. See "How To Build a Model Number".
3. Any special service required.

Note: • The ☐ indicates that a choice is required.
- The absence of the ☐ indicates that no choice is required.
- Alpha-numeric characters in place of ☐ indicate that no other alternatives are available.

HOW TO BUILD A MODEL NUMBER

Ⓐ Select basic model.

Ⓑ Select frame color.
Refer to the **Product Color Options** page in this price list.

Ⓒ Select fire code.

FR	- Compliance to TB 133
NFR	- Compliance to TB 117-2013

See Upholstery Information for TB133 upcharge.

Ⓓ Select poly seat and back color.
Refer to the **Product Color Options** page in this price list.

Ⓔ Select caster/glide option.

C	- Carpet casters
S	- Hard floor casters
GL	- Glides
SCG	- Front hard floor casters, rear glides
CCG	- Front carpet casters, rear glides

Ⓕ Select upholstery grade/color.
Refer to **ki.com/fabrics**

UPHOLSTERY INFORMATION

C.O.M. Upholstery

C.O.M. requirement for 10 chairs or less with upholstered seat or upholstered seat and back is 3/4 yard per chair of 54" wide nondirectional fabric. For orders of 11 or more with upholstered seat and back and for complete information on ordering C.O.M. see "Ordering C.O.M., C.O.V. and C.O.L." section.

California TB133 Fire Safety Code

For California Technical Bulletin 133 compliant models, add the following upcharge:
Model=Polypropylene
Added List Price=$13
Model=Upholstered Seat
Added List Price=$85

SPECIAL SERVICES

Special Carton Marking

With specially marked information N/C

Shipping

Ships **assembled, FOB Green Bay, WI 54302, freight prepaid.** Freight class 300.

Specifications and prices are subject to change without prior notice.

Learn2® Classroom Furniture (Delivered)

Strive® Seating

Learn2® Classroom Furniture (Delivered)
Strive® Seating

	MODEL	Features	MODEL NUMBER: Basic Model	Frame Color Ⓑ	Fire Code Ⓒ	Shell Color Ⓓ	Glide Option Ⓔ	Upholstery Color Ⓕ	Approx. Packaged Weight	Delivered Pricing	Delivered Pricing Fabric Grade 1, C.O.M. & COV	Delivered Pricing Fabric Grade 2	Delivered Pricing Fabric Grade 3 & Group 2V Vinyl	Delivered Pricing Pallas Fabric Group P0	Delivered Pricing Pallas Fabric Group P1	Delivered Pricing Pallas Fabric Group P2	Delivered Pricing Pallas Fabric Group P3	Delivered Pricing Pallas Fabric Group P4
 2SNSP 2SNSU	**No Worksurface - Poly Bookbag Rack** • Poly bookbag rack included • Poly bookbag rack includes two accessory slots and a cupholder • Poly Bookbag rack is only available in black	Polypropylene	L2SNP/NA/PBR	□□	□□□	□□□	□□		53.0#	$ 750								
		Upholstered Seat	L2SNUS/NA/PBR	□□	□□□	□□□	□□	□□□	56.0#	N/A	824	860	875	869	918	944	969	991
 2SNSP 2SNSU	**No Worksurface - Flat Accessory Rack** • Flat accessory rack included	Polypropylene	L2SNP/NA/FBR	□□	□□□	□□□	□□		53.0#	$ 768								
		Upholstered Seat	L2SNUS/NA/FBR	□□	□□□	□□□	□□	□□□	56.0#	N/A	845	881	896	888	938	965	989	1012
				Ⓐ	Ⓑ	Ⓒ	Ⓓ	Ⓔ	Ⓕ									

HOW TO ORDER

Indicate the following information on order form:
1. Quantity of each item.
2. Model number, including options. See “How To Build a Model Number”.
3. Any special service required.

Note: • The □ indicates that a choice is required.
• The absence of the □ indicates that no choice is required.
• Alpha-numeric characters in place of □ indicate that no other alternatives are available.

HOW TO BUILD A MODEL NUMBER

Ⓐ Select basic model.

Ⓑ Select frame color.
Refer to the **Product Color Options** page in this price list.

Ⓒ Select fire code.

FR	- Compliance to TB 133
NFR	- Compliance to TB 117-2013

See Upholstery Information for TB133 upcharge.

Ⓓ Select poly seat and back color.
Refer to the **Product Color Options** page in this price list.

Ⓔ Select caster/glide option.

C	- Carpet casters
S	- Hard floor casters
GL	- Glides
SCG	- Front hard floor casters, rear glides
CCG	- Front carpet casters, rear glides

Ⓕ Select upholstery grade/color.
Refer to **ki.com/fabrics**

UPHOLSTERY INFORMATION

C.O.M. Upholstery

C.O.M. requirement for 10 chairs or less with upholstered seat or upholstered seat and back is 3/4 yard per chair of 54” wide nondirectional fabric. For orders of 11 or more with upholstered seat and back and for complete information on ordering C.O.M. see “Ordering C.O.M., C.O.V. and C.O.L.” section.

California TB133 Fire Safety Code

For California Technical Bulletin 133 compliant models, add the following upcharge:
Model=Polypropylene
Added List Price=$13
Model=Upholstered Seat
Added List Price=$85

FINISH INFORMATION

Poly Bookbag Rack comes standard in Black. Other KI standard poly colors are available through a Product Modification Request. No upcharge or fees apply for orders of 20 or more. A net setup fee applies for orders of 19 or less. Please allow up 1 week additional leadtime.

SPECIAL SERVICES

Special Carton Marking

With specially marked information	N/C

Shipping

Ships **assembled, FOB Green Bay, WI 54302, freight prepaid.** Freight class 300.

Specifications and prices are subject to change without prior notice.

Learn2® Classroom Furniture (Delivered)

Strive® Seating

Learn2® Classroom Furniture (Delivered)
Strive® Seating

	MODEL	Features	MODEL NUMBER Basic Model	Frame Color (A)	Fire Code (B)	Shell Color (C)	Glide Option (D)	Upholstery Color (E)	Approx. Packaged Weight	Delivered Pricing	Delivered Pricing Fabric Grade 1, C.O.M. & COV	Delivered Pricing Fabric Grade 2	Delivered Pricing Fabric Grade 3 & Group 2V Vinyl	Delivered Pricing Pallas Fabric Group P0	Delivered Pricing Pallas Fabric Group P1	Delivered Pricing Pallas Fabric Group P2	Delivered Pricing Pallas Fabric Group P3	Delivered Pricing Pallas Fabric Group P4
	**No Worksurface - Armchair without Accessory Rack**	Polypropylene	L2SNP/CA/NAR	□□	□□□	□□□	□□		47.0#	$ 765								
2SNSP 2SNSU		Upholstered Seat	L2SNUS/CA/NAR	□□	□□□	□□□	□□	□□□	50.0#	N/A	838	874	890	898	949	959	985	1007
	**No Worksurface - Armchair with Accessory Rack** • Accessory rack included on both sides of frame	Polypropylene	L2SNP/CA/SAR	□□	□□□	□□□	□□		56.0#	$ 793								
2SNSP 2SNSU		Upholstered Seat	L2SNUS/CA/SAR	□□	□□□	□□□	□□	□□□	59.0#	N/A	869	904	920	912	965	987	1016	1035
	**No Worksurface - Armchair with Cup Holder/Accessory Rack** • Cup holder/accessory rack included on both sides of frame	Polypropylene	L2SNP/CA/CAR	□□	□□□	□□□	□□		56.0#	$ 841								
2SNSP 2SNSU		Upholstered Seat	L2SNUS/CA/CAR	□□	□□□	□□□	□□	□□□	59.0#	N/A	917	951	968	960	1012	1035	1062	1084

Ⓐ Ⓑ Ⓒ Ⓓ Ⓔ Ⓕ

HOW TO ORDER

Indicate the following information on order form:
1. Quantity of each item.
2. Model number, including options. See "How To Build a Model Number".
3. Any special service required.

Note: • The □ indicates that a choice is required.
- The absence of the □ indicates that no choice is required.
- Alpha-numeric characters in place of □ indicate that no other alternatives are available.

HOW TO BUILD A MODEL NUMBER

Ⓐ Select basic model.

Ⓑ Select frame color.
Refer to the **Product Color Options** page in this price list.

Ⓒ Select fire code.

NFR	- Compliance to TB 117-2013
FR	- Compliance to TB 133

See Upholstery Information for TB133 upcharge.

Ⓓ Select poly seat and back color.
Refer to the **Product Color Options** page in this price list.

Ⓔ Select caster/glide option.

C	- Carpet casters
S	- Hard floor casters
GL	- Glides
SCG	- Front hard floor casters, rear glides
CCG	- Front carpet casters, rear glides

Ⓕ Select upholstery grade/color.
Refer to **ki.com/fabrics**

UPHOLSTERY INFORMATION

C.O.M. Upholstery

C.O.M. requirement for 10 chairs or less with upholstered seat or upholstered seat and back is 3/4 yard per chair of 54" wide nondirectional fabric. For orders of 11 or more with upholstered seat and back and for complete information on ordering C.O.M. see "Ordering C.O.M., C.O.V. and C.O.L." section.

California TB133 Fire Safety Code

For California Technical Bulletin 133 compliant models, add the following upcharge:
Model=Polypropylene
Added List Price=$13
Model=Upholstered Seat
Added List Price=$85

SPECIAL SERVICES

Special Carton Marking

With specially marked information N/C

Shipping

Ships **assembled, FOB Green Bay, WI 54302, freight prepaid.** Freight class 300.

Specifications and prices are subject to change without prior notice.

Learn2® Classroom Furniture (Delivered)

Strive® Seating

Learn2® Classroom Furniture (Delivered)

Strive® Seating

	MODEL	Features	MODEL NUMBER: Basic Model	Frame Color (A)	Fire Code (B)	Shell Color (C)	Glide Option (D)	Upholstery Color (E)	Approx. Packaged Weight	Delivered Pricing (F)	Delivered Pricing Fabric Grade 1, C.O.M. & COV	Delivered Pricing Fabric Grade 2	Delivered Pricing Fabric Grade 3 & Group 2V Vinyl	Delivered Pricing Pallas Fabric Group P0	Delivered Pricing Pallas Fabric Group P1	Delivered Pricing Pallas Fabric Group P2	Delivered Pricing Pallas Fabric Group P3	Delivered Pricing Pallas Fabric Group P4
	**No Worksurface - Armchair with Poly Bookbag Rack** • Poly bookbag rack included • Poly bookbag rack includes two accessory slots and a cupholder • Poly Bookbag rack is only available in black	Polypropylene	L2SNP/CA/PBR	☐☐	☐☐☐	☐☐☐	☐☐		56.0#	$ 821								
2SNSP 2SNSU		Upholstered Seat	L2SNUS/CA/PBR	☐☐	☐☐☐	☐☐☐	☐☐	☐☐☐	59.0#	N/A	896	931	947	956	1007	1017	1041	1063
	**No Worksurface - Armchair with Flat Accessory Rack** • Flat accessory rack included	Polypropylene	L2SNP/CA/FBR	☐☐	☐☐☐	☐☐☐	☐☐		56.0#	$ 841								
2SNSP 2SNSU		Upholstered Seat	L2SNUS/CA/FBR	☐☐	☐☐☐	☐☐☐	☐☐	☐☐☐	59.0#	N/A	917	951	968	960	1012	1035	1062	1084

Ⓐ Ⓑ Ⓒ Ⓓ Ⓔ Ⓕ

HOW TO ORDER

Indicate the following information on order form:
1. Quantity of each item.
2. Model number, including options. See “How To Build a Model Number”.
3. Any special service required.

Note: • The ☐ indicates that a choice is required.
- The absence of the ☐ indicates that no choice is required.
- Alpha-numeric characters in place of ☐ indicate that no other alternatives are available.

HOW TO BUILD A MODEL NUMBER

Ⓐ Select basic model.

Ⓑ Select frame color.
Refer to the **Product Color Options** page in this price list.

Ⓒ Select fire code.

FR	- Compliance to TB 133
NFR	- Compliance to TB 117-2013

See Upholstery Information for TB133 upcharge.

Ⓓ Select poly seat and back color.
Refer to the **Product Color Options** page in this price list.

Ⓔ Select caster/glide option.

C	- Carpet casters
S	- Hard floor casters
GL	- Glides
SCG	- Front hard floor casters, rear glides
CCG	- Front carpet casters, rear glides

Ⓕ Select upholstery grade/color.
Refer to **ki.com/fabrics**

UPHOLSTERY INFORMATION

C.O.M. Upholstery

C.O.M. requirement for 10 chairs or less with upholstered seat or upholstered seat and back is 3/4 yard per chair of 54” wide nondirectional fabric. For orders of 11 or more with upholstered seat and back and for complete information on ordering C.O.M. see “Ordering C.O.M., C.O.V. and C.O.L.” section.

California TB133 Fire Safety Code

For California Technical Bulletin 133 compliant models, add the following upcharge:
Model=Polypropylene
Added List Price=$13
Model=Upholstered Seat
Added List Price=$85

FINISH INFORMATION

Poly Bookbag Rack comes standard in Black. Other KI standard poly colors are available through a Product Modification Request. No upcharge or fees apply for orders of 20 or more. A net setup fee applies for orders of 19 or less. Please allow up 1 week additional leadtime.

SPECIAL SERVICES

Special Carton Marking

With specially marked information	N/C

Shipping

Ships **assembled, FOB Green Bay, WI 54302, freight prepaid.** Freight class 300.

Specifications and prices are subject to change without prior notice.

1330 Bellevue Street
P.O. Box 8100
Green Bay, WI 54308-8100
800.424.2432
ki.com

KI and Furnishing Knowledge are registered
trademarks of Krueger International, Inc.

© 2020 Krueger International, Inc.
All Rights Reserved.
Code KI-PLW-000244/KI/PDF



Furnishing Knowledge®

LĪKHA® CASEGOODS

PRICE LIST

July 28, 2021

Updated October 3, 2022

800.424.2432

Contents

Refer to KI Terms & Conditions document or visit ki.com.

Ordering COM, COL and COV
- Information 3

Likha®
- General Information 4
- Product Color Options 5

Single Pedestal Desks
- Rectangular with Stepped Front 6
- Bow Top with Stepped Front 14
- Rectangular Desk with Recessed Front 22
- Bow Top Desk with Recessed Front 24
- Curved Top with Recessed Front 26
- Curved Bow Top with Recessed Front 28

Double Pedestal Desks
- Rectangular with Stepped Front 30
- Bow Top with Stepped Front 34
- Rectangular with Recessed Front 38
- Bow Top with Recessed Front 39

D-Top Desks 40
- Extended 44

P-Top Desks 48

Media Peninsulas 52

Corner Units 54
- Extended 55

Returns 56
- Extended 58
- Multifile 62

Bridges 63

Credenzas
- Full Pedestal 64
- Lateral 66
- Multi-file 67
- Kneespace 68

Height-Adjustable Single Pedestal Desks
- Rectangular with Stepped Front 69
- Bow Top with Stepped Front 71
- Rectangular with Recessed Front 73
- Bow Top with Recessed Front 75

Height-Adjustable Double Pedestal Desks
- Rectangular with Stepped Front 77
- Bow Top with Stepped Front 78
- Rectangular with Recessed Front 79
- Bow Top with Recessed Front 80

Height-Adjustable D-Tops 81

Height-Adjustable P-Tops 83

Height-Adjustable Returns
- Single Pedestal 85
- Extended Pedestal 89

Height-Adjustable Bridges 93

Height-Adjustable Credenzas 94

Height-Adjustable Shells
- Desk Shell 99
- Return Shells 100

Height-Adjustable Support Panel 102

Mobile Pedestals 103

Storage Credenzas 104

Low Storage Credenzas 105

Laterals 107

Freestanding Multi-File Units 108

Pedestal Storage Cabinets
- File/File 109
- Box/Box/File 110
- Open File/File 111
- Open Box/Box/File 112
- Half-Open File/File 113
- Half-Open Box/Box/File 117
- Tall File/File 121
- Tall Box/Box/File 122
- Tall Half-Open File/File 123
- Tall Half-Open Box/Box/File 127

Storage Cabinets
- Laminate Door 131
- Dry-Erase Door 132
- High-Gloss Acrylic Door 133
- Tall Laminate Door 134
- Tall Dry-Erase Door 135
- Tall High-Gloss Acrylic Door 136
- Lateral Files 137

Narrow Towers 138

Tower Wardrobes
- File/File with Laminate Door 140
- Box/Box/File with Laminate Door 141
- File/File with Laminate Door 142
- Box/Box/File with Laminate Door 143
- Tall File/File with Laminate Door 144
- Tall Box/Box/File with Laminate Door 145

Wardrobe/Storage Cabinets
- Half-Open with Laminate Doors 146
- Half-Open with Framed Frosted Acrylic Hutch Doors 147
- Half-Open with Dry-Erase Hutch Doors 148
- Half-Open with High-Gloss Acrylic Hutch Doors 149
- Tall Half-Open with Laminate Hutch Door 150
- Tall Half-Open with Framed Frosted Acrylic Hutch Doors 151
- Tall Half-Open with Dry-Erase Hutch Doors 152
- Tall Half-Open with High-Gloss Acrylic Hutch Doors 153
- Two Full Doors 154
- Tall Two Full Doors 155

End Bookcases 156

Freestanding Bookcases 157

Surface-Mount Storage
- Bookcases 159
- Storage Towers-Closed/Open 160
- Tall Storage Towers-Closed/Open 161
- Storage Towers-Open 162
- Storage Towers-Closed 163
- Tall Storage Towers-Closed 164
- Door Bookcases 165
- Tall Door Bookcases 166
- Door Bookcases with Side Bookshelves 167
- Tall Door Bookcases with Side Bookshelves 169
- Laminate Door Hutches 171
- Frosted Acrylic Door Hutches 172
- Dry-Erase Door Hutches 173
- High-Gloss Acrylic Door Hutches 175
- Laminate Door Hutches with Paper Sorter 177
- Frosted Acrylic Door Hutches with Paper Sorter 179
- Dry-Erase Door Hutches with Paper Sorter 181
- High-Gloss Acrylic Door Hutches with Paper Sorter 183
- Tall Hutches with Laminate Doors 185
- Tall Hutches with Frosted Acrylic Doors 186
- Tall Hutches with Dry-Erase Doors 187
- Tall Hutches with High-Gloss Acrylic Doors 188
- Tall Hutches with Paper Sorter-Laminate Doors 189
- Tall Hutches with Paper Sorter-Frosted Acrylic Doors 191
- Tall Hutches with Paper Sorter-Dry-Erase Doors 193
- Tall Hutches with Paper Sorter-High-Gloss Acrylic Doors 195
- Sliding Laminate Door Hutches 197
- Sliding Frosted Acrylic Door Hutches 198
- Sliding Dry-Erase Door Hutches 199
- Sliding High-Gloss Acrylic Door Hutches 200
- Sliding Door Hutches with Paper Sorter-Laminate 201
- Sliding Door Hutches with Paper Sorter-Frosted Acrylic 202
- Sliding Door Hutches with Paper Sorter-Dry-Erase 203
- Sliding Door Hutches with Paper Sorter-High-Gloss Acrylic 204
- Open Hutches 205
- Open Hutches with Paper Sorter 206
- Tall Open Hutches 207
- Tall Open Hutches with Paper Sorter 208

Wall-Mount Storage
- Laminate Door Hutches 209
- Frosted Acrylic Door Hutches 210
- Dry-Erase Door Hutches 211
- High-Gloss Acrylic Door Hutches 212
- Laminate Door Hutches with Paper Sorter 213
- Frosted Acrylic Door Hutches with Paper Sorter 214
- Dry-Erase Door Hutches with Paper Sorter 215
- High-Gloss Acrylic Door Hutches with Paper Sorter 216
- Tall Hutches with Laminate Doors 217
- Tall Hutches with Frosted Acrylic Doors 218
- Tall Hutches with Dry-Erase Doors 219
- Tall Hutches with High-Gloss Acrylic Doors 220
- Tall Hutches with Paper Sorter-Laminate Doors 221
- Tall Hutches with Paper Sorter-Frosted Acrylic Doors 222
- Tall Hutches with Paper Sorter-Dry-Erase Doors 223
- Tall Hutches with Paper Sorter-High-Gloss Acrylic Doors 224
- Sliding Laminate Door Hutches 225
- Sliding Frosted Acrylic Door Hutches 226
- Sliding Dry-Erase Door Hutches 227
- Sliding High-Gloss Acrylic Door Hutches 228
- Sliding Laminate Door Hutches with Paper Sorter 229
- Sliding Frosted Acrylic Door Hutches with Paper Sorter 230
- Sliding Dry-Erase Door Hutches with Paper Sorter 231
- Sliding High-Gloss Acrylic Door Hutches with Paper Sorter 232
- Open Hutches 233
- Open Hutches with Paper Sorter 234
- Tall Open Hutches 235
- Tall Open Hutches with Paper Sorter 236

Shelves 237

Accessory Items for Storage 238

Tackboards for Surface-Mount Hutches
- For Use with 30" High Worksurfaces 239

Tackboards for Wall-Mount Hutches or Shelves
- For Use with 30" High Worksurfaces 240
- For Use with 21" High Credenzas 241

Task Lights
- LED Task Lights 242

Fixed Modular Components
- Desk Shells 244
- Return Shells 245
- Desk Tops 246
- P-Tops and D-Tops 247
- Media Peninsula Tops 248
- Cabinet Tops 249
- Support Legs 251
- Supports 252
- Layered Supports 253
- Modesty/End Panels & Fillers 254
- Low Modesty/End Panels and Fillers 255
- Support Panels 256
- Low Support Panels 257
- Stiffener Bars 258
- Table and Desk Legs 259
- Modesty Panels for Fixed Height Surfaces - 7" 260

Height-Adjustable Modular Components
- Worksurfaces 261
- T-Leg 262
- Panel Leg 263
- Open Bookcases 264
- Cabinets 265
- Cabinets with Left Access Panel 266
- Cabinets with Right Access Panel 267
- Credenzas with Open Bookcase - Left Controls 268
- Credenzas with Open Bookcase - Right Controls 269
- Credenzas with Door and Bookcase - Left Controls 270
- Credenzas with Door and Bookcase - Right Controls 271
- Credenzas with Lateral Filing - Left Controls 272
- Credenzas with Lateral Filing - Right Controls 273
- Credenzas with Door and Lateral Filing - Left Controls 274
- Credenzas with Door and Lateral Filing - Right Controls 275
- Modesty Panels for Height-Adjustable Surfaces - 7" 276
- Modesty Panels for Height-Adjustable Surfaces - 4" 277

Modular Storage
- Pedestals-File/File - 15" Wide 278
- Pedestals-Box/Box/File - 15" Wide 279
- Pedestals-File/File - 18" Wide 280
- Pedestals-Box/Box/File - 18" Wide 281
- Laterals and Multi-File Units 282
- Door Bookcase-18" Wide 283
- Bookcase Units 284
- Low Storage Units 285

Visual Boards 287

Buffet Credenza 288

Table Tops
- Circular Table Top 289

Table Bases
- Disk and X 290

Desk Accessories 291

Electrical Accessories 292

Contents

Refer to KI Terms & Conditions document or visit ki.com.

Ordering COM, COL and COV
Information

C.O.M. SHIPPING LOCATION

Architectural Walls
- Evoke ..... MN
- Genius Walls ..... MN

Casegoods
- Aristotle Tackboards ..... MN
- Likha Tackboards ..... MN

Classroom Furniture
- Intellect Wave Chairs ..... GB
- Learn2 ..... GB
- Ruckus ..... GB

Desking
- 700 Series Desking ..... KP
- Balance Overheads ..... MN
- Genesis Desking ..... MN
- True Desking ..... KP
- Universal Overheads ..... MN
- WorkZone Desking ..... MN

Files & Storage
- 700 Series Pedestal Cushion ..... GB
- Connection Zone Pads ..... BW
- U-Series Pedestal Cushion ..... GB
- Tattoo ..... BW

Fixed Seating
- Concerto Auditorium Seating ..... BW
- Single Pedestal Seating ..... GB
- Jury Base Seating ..... GB
- Lancaster Auditorium Seating ..... BW
- Sequence Seating ..... GB
- University Seating ..... GB

Panel Systems
- All Terrain ..... KP
- Balance Overheads ..... MN
- System 3000 ..... MN
- Universal Overheads ..... MN
- Wireworks ..... MN
- Unite ..... MN

Residence Hall Furniture
- RoomScape Furniture ..... MN

Screens
- All Terrain ..... KP
- Connection Zone ..... BW
- True/Volition ..... KP
- Genesis ..... KP
- Tattoo ..... MN
- Universal ..... BW

Seating
- 400 Series Folding Chairs ..... BW
- 600 Series Folding Chairs ..... BW
- 600 Series Stools ..... BW
- Affina Collection ..... HN
- Altus Task Chairs ..... GB
- Apply Stack Chairs ..... GB
- Auditorium Folding Chairs ..... BW
- Calida Lounge Seating ..... HN
- Diem Task Chairs ..... OM
- Doni Collection ..... GB
- FourC Seating ..... GB
- Gladly Lounge Seating ..... VQ
- Grazie Seating ..... GB
- Hiatus Sleeper Bench ..... HN
- Hub Modular Lounge Seating ..... HN
- Impress Task Chairs ..... OM
- Impress Ultra Task Chairs ..... OM
- Jessa Lounge Seating ..... HN
- Jubilee Lounge Seating ..... VQ
- Katera Guest Chair ..... GB
- Kurv Benches ..... HN
- LaResta Day Beds ..... HN
- LimeLite ..... GB
- Lyra Lounge Seating ..... HN
- Maestro Stack Chairs ..... GB
- Matrix Stack Chairs ..... GB
- Medical & Laboratory Stools ..... OM
- MyPlace Lounge Seating ..... HN
- MyWay Seating ..... HN
- Oath Task Chairs and Stools ..... GB
- Opt4 ..... GB
- Pilot Task Chairs ..... OM
- Promenade Seating System ..... BW
- Ruckus ..... GB
- Sela Lounge Seating ..... HN
- Sift Task Chairs ..... GB
- Signia Task Chairs and Stools ..... OM
- Soltice Metal Collection ..... HN
- Soltice Multiple, Healthcare & Guest ..... HN
- Soltice II Healthcare Seating ..... HN
- Strive Multiple, Stack & Task ..... GB
- Sway ..... BW
- Tattoo ..... HN
- Torsion-on-the-Go! Nesting Chairs ..... GB
- Torsion Air Stack and Task Seating ..... GB
- Zoetry ..... HN

KI Manufacturing Sites - Customer's Own Material Shipment Manufacturing Site Addresses

BW
KI Bonduel
Attn: COM Storage
204 West South St.
Bonduel, WI 54107

HN
KI High Point
Attn: COM Storage
217 Feld Avenue
High Point, NC 27263

MN
KI Manitowoc
Attn: COM Storage
1400 S. 41st St.
Manitowoc, WI 54220

VQ
KI
Attn: COM Fabrics
6892 Marlin Circle
La Palma, CA 90623

GB
KI Green Bay
Attn: COM Storage
1687 Westminster Drive - Gate 3
Green Bay, WI 54302

KP
KI Pembroke
Attn: COM Storage
1000 Olympic Dr.
Pembroke, Ontario K8A6X7

OM
KI
Attn: COM Storage
1110 S. Mildred Ave.
Ontario, CA 91761

© 2022 Krueger International Inc. All Rights reserved. Code KI-FF-000059/KI/PDF/0822

Likha®
General Information

TECHNICAL SPECIFICATIONS

General Information
Likha high-design laminate casegoods create a stylish environment for any workspace. Warm wood grain offers a classic, timeless appeal with the ability to combine metal accents for a uniquely styled workspace. The Likha line includes fixed- and adjustable-height desks, bridges, returns, credenzas, storage, bookcases, and conference room elements.

Construction
Likha Casegoods feature a TFL chassis with a choice of either thermally-fused laminate (TFL) or high-pressure laminate (HPL) top. Units ship assembled unless otherwise noted.

Exposed surfaces are wood grain or solid color laminates fused to a particle-board core. Each laminate offers lasting beauty, superior resistance to normal wear, and easy maintenance.

Tops
Worksurfaces are 1" thick TFL or HPL material with 3 mm matching PVC rims on profiled edges, and 1 mm PVC rims on self-edges. Grain direction runs left to right unless otherwise noted.

Chassis
TFL chassis are fastened by screws and heavy-duty metal fasteners, assuring maximum strength. All desks, non-lateral credenzas, and return units have wire management access from pedestal to kneespace. All units ship with heavy-duty, adjustable leveling glides to ensure proper leveling and compensation for uneven floors.

Drawers
Drawers feature 5-sided construction, allowing for easy removal of drawer fronts. Drawer fronts are 3-ply construction, 3/4" thick with matched grain. Drawer sides, back, and front are wood grain vinyl-wrapped, 1/2" thick. Box and file drawers have 1/8" thick hardboard bottoms, while lateral file drawers feature 1/4" thick bottoms. All drawers feature full extension, progressive-action slides with precision steel ball bearings. Box and file drawers are tested for 100 lb capacity. Lateral files are tested for 200 lb capacity.

Filing
All file drawers are standard with filing systems, designed to accommodate a variety of filing requirements. Letter-width file drawers provide letter filing front-to-back, and legal filing side-to-side. Lateral file draws provide legal or letter filing front-to-back or side-to-side.

Storage
All hinged doors include soft close hinges, unless noted. Constructed of a one-piece hinge and base plate combination. Soft close hinges reduce stress placed on the cabinet when the door is closed and offers a quiet closure. Storage with hinged doors are available with laminate, metallic-framed frosted acrylic, dry-erase and high-gloss acrylic.

Pull Options
Storage with drawers or filing drawers are available with one of five pull options: alcove 5 7/8", arc 5", beam 10 1/4", flair 5 3/8", and quadra 4". Lock core will match silver or black pull color (if applicable, otherwise specify).

Locking
All units with file drawers feature a locking mechanism. Removable lock cylinders allow for units to be re-keyed at a later date, if required. Units are shipped randomly keyed as standard. Keyed alike units are offered at no additional charge and should be specified prior to order submittal. Lock core will match silver or black pull color (if applicable, otherwise specify).

TECHNICAL SPECIFICATIONS

Cable Management
Grommets may be ordered in the tops of all assembled desks, returns, bridges, credenzas, and component worksurfaces. All desks, returns, and credenzas (except lateral pedestals) have standard wire openings from inside the pedestal to the kneespace, allowing quick access to technology below. Additionally, returns, bridge units, kneespace credenzas, and hutch units have standard grommets in back panels. Grommets are also standard in the tops of corner units and extended corner units. Standard grommets are round with a 60.4 mm diameter. Grommets will be black or silver based on pull color selected; for units without pulls, specify black or silver.

Adjustable-Height Cable Management
Adjustable-height single & double pedestal desks, bridges and credenzas are available with a mesh wire management sleeve or box cable manager.

Mesh Cable Management
Mesh wire management sleeve with round worksurface grommet with a 60.4 mm diameter.

Box Cable Management
Rectangular worksurface cutout to accept duo bezel grommet. Cutout size is 154.6 mm x 55.8 mm.

Link 360 Cable Management
Includes fifty sections, one quad connector, one dumbell connector, one foot assembly and two magnetic clips. For use on adjustable-height units up to 51" tall or fixed tables/desks.

Adjustable-Height Mechanisms
Electric-powered adjustable-height mechanisms are offered on select units, come factory installed and must be specified at the time of order. Optional center drawer not available on double pedestal adjustable-height mechanisms. Adjustable-height units come with a standard switch, the memory switch is an option upcharge.

Memory Switch
Memory switch (MSWCH) is an option upcharge offering Bluetooth capability, three stand-up reminder intervals, and four memory height positions.

Media Peninsula
Media peninsula consists of either an anodized aluminum rectangular leg, or arctic silver finish on steel leg. Screen mount may be adjusted by setting rotation limits at 15°, 30°, 45° or 90°. Fits most screen sizes 32"-52"; mounting pattern range: VESA® 100 x 100 mm - 600 x 400 mm with a monitor weight capacity of 125 lb.

Visual Board
Intended for wall installation, includes flip chart, dry-erase markers with eraser and hardware. Tackboard is standard in black fabric. Display rail includes adjustable hooks for flip chart. Writing surface is dry-erase non-glare magnetic porcelain. Optional projection screen adjusts to reveal the dry erase surface.

Freestanding Tables & Bases
Disk-bases available in aluminum or black. X-base available in aluminum only.

Likha®
Product Color Options

Worksurface and Drawer Laminate Color

Asian Night	LAN
Beigewood	LBD
Columbian Walnut	LCW
Cherry Storm	LCX
Designer White	LDR
Fashion Grey	LFA
Florence Walnut	LFC
Oak Riftwood	LOD
Pinnacle Walnut	LPW
River Cherry	LRY
Studio Teak	LSA
Sugar Maple	LSE
Slate Grey	LSL
Smoky Brown Pear	LSQ
Weathered Ash	LWA
White Sand	LWN

Base Laminate Color

Asian Night	BLAN
Beigewood	BLBD
Columbian Walnut	BLCW
Cherry Storm	BLCX
Designer White	BLDR
Fashion Grey	BLFA
Florence Walnut	BLFC
Oak Riftwood	BLOD
Pinnacle Walnut	BLPW
River Cherry	BLRY
Studio Teak	BLSA
Sugar Maple	BLSE
Slate Grey	BLSL
Smoky Brown Pear	BLSQ
Weathered Ash	BLWA
White Sand	BLWN

High-Gloss Acrylic Color

Black	BLA
Graphite	GPA
White	WHA
Wired Mercury	WMA

Worksurface Grommet Color

Arctic Silver	GAS
Jet Black	GJB

Back Grommet Color

Arctic Silver	BGAS
Jet Black	BGJB

Leg Color

Arctic Silver	AS
Jet Black	JB

Pull Color

Aluminum Arc	AAC
Aluminum Alcove	AAV
Aluminum Beam	ABM
Aluminum Flair	AFL
Aluminum Quadra	AQD
Black Arc	BAC
Black Beam	BBM
Black Quadra	BQD
Chrome Alcove	CAV
Chrome Flair	CFL

Bezel Color

Black	PBL
Silver	PLS
White	PLW

Lock Color

Arctic Silver	AS
Jet Black	JB

Frame and Height-Adjustable Support Leg Colors

Arctic Silver	AS
Jet Black	JB

Modular Support Color

Arctic Silver	A
Chrome	C

Hardware Color

Aluminum	ALUM
Chrome	CHRM

Finish Cards

View color swatches for items listed within this document.

Paints **Wood/Veneer** **Molded Edges** **Hard Plastics**
Plastics/Poly **Laminates** **Edge Styles** **Glass**

Certain options referenced may not be available on GSA Schedule.

Single Pedestal Desks
Rectangular with Stepped Front

Single Pedestal Desks
Rectangular with Stepped Front

	Features	W x D x H	MODEL NUMBER Basic Model	Work-surface Option Ⓐ	Worksurface Laminate Color Ⓑ	Base Laminate Color Ⓒ	Pull Option Ⓓ	Edge Style Ⓔ	Grommet/ Cutout Option Ⓕ	Grommet Color Ⓖ	Key Option Ⓗ	Approx. Packaged Weight	TFL	HPL
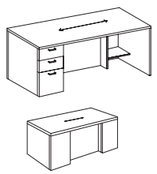	Left	72x36x30	LI683672LPS/LFULL	☐☐	☐☐	☐☐	☐☐	Y	☐☐	☐☐	☐☐	330.0#	$ 2443	$ 2695

LISPD

Full Laminate Center Modesty Panel-Left

- Rectangular desk with stepped front
- Locking left pedestal in box/box/file configuration
- Wire management from pedestal to kneespace
- Includes black utility tray in box drawer
- Accepts optional center drawer, specified separately
- Left and right grommets are inset 6”
- Grommets are located 22-1/2” from user side
- Silver lock cores standard with aluminum or chrome pulls; black lock cores standard with black pulls

Ⓐ Ⓑ Ⓒ Ⓓ Ⓔ Ⓕ Ⓖ Ⓗ Ⓘ

HOW TO ORDER

Indicate the following information on order form:
1. Quantity of each item.
2. Model number, including options. See “How To Build a Model Number”.
3. Any special service required.

Note: • The ☐ indicates that a choice is required.
- The absence of the ☐ indicates that no choice is required.
- Alpha-numeric characters in place of ☐ indicate that no other alternatives are available.

HOW TO BUILD A MODEL NUMBER

Ⓐ Select basic model.

Ⓑ Select worksurface option.

TFL	- Thermally fused laminate
HPL	- High pressure laminate

Ⓒ Select worksurface laminate color.
Refer to the **Product Color Options** page in this price list.

Ⓓ Select base laminate color.
Refer to the **Product Color Options** page in this price list.

Ⓔ Select pull option.

AAV	- Aluminum Alcove
AAC	- Aluminum Arc
ABM	- Aluminum Beam
AFL	- Aluminum Flair
AQD	- Aluminum Quadra
BAC	- Black Arc
BBM	- Black Beam
BQD	- Black Quadra
CAV	- Chrome Alcove
CFL	- Chrome Flair

Ⓕ Select edge style.

Y	- Flat edge

Ⓖ Select worksurface grommet/cutout option.

NGRM	- No grommet
GL	- Grommet left; add $61
GR	- Grommet right; add $61
GC	- Grommet center; add $61
GLR	- Grommet left and right; add $120

Ⓗ Select grommet color.
Refer to the **Product Color Options** page in this price list.

Ⓘ Select key option.

NLC	- No lock core
KS	- Key standard

SPECIAL SERVICES

Special Carton Marking

With specially marked information	N/C

Shipping

Ships **assembled, FOB Jasper, IN 47547, freight prepaid.** Freight class 100.

Specifications and prices are subject to change without prior notice.

Single Pedestal Desks
Rectangular with Stepped Front

Single Pedestal Desks
Rectangular with Stepped Front

	Features	W x D x H	MODEL NUMBER Basic Model	Work-surface Option	Worksurface Laminate Color	Base Laminate Color	Pull Option	Edge Style	Grommet/ Cutout Option	Grommet Color	Key Option	Approx. Packaged Weight	TFL	HPL
	Right	72x36x30	LI683672RPS/LFULL	☐☐	☐☐	☐☐	☐☐	Y	☐☐	☐☐	☐☐	330.0#	$ 2443	$ 2695

LISPD

Full Laminate Center Modesty Panel-Right

- Rectangular desk with stepped front
- Locking right pedestal in box/box/file configuration
- Wire management from pedestal to kneespace
- Includes black utility tray in box drawer
- Accepts optional center drawer, specified separately
- Left and right grommets are inset 6”
- Grommets are located 22-1/2” from user side
- Silver lock cores standard with aluminum or chrome pulls; black lock cores standard with black pulls

Ⓐ Ⓑ Ⓒ Ⓓ Ⓔ Ⓕ Ⓖ Ⓗ Ⓘ

HOW TO ORDER

Indicate the following information on order form:
1. Quantity of each item.
2. Model number, including options. See “How To Build a Model Number”.
3. Any special service required.

Note: • The ☐ indicates that a choice is required.
- The absence of the ☐ indicates that no choice is required.
- Alpha-numeric characters in place of ☐ indicate that no other alternatives are available.

HOW TO BUILD A MODEL NUMBER

Ⓐ Select basic model.

Ⓑ Select worksurface option.

TFL	- Thermally fused laminate
HPL	- High pressure laminate

Ⓒ Select worksurface laminate color.
Refer to the **Product Color Options** page in this price list.

Ⓓ Select base laminate color.
Refer to the **Product Color Options** page in this price list.

Ⓔ Select pull option.

AAV	- Aluminum Alcove
AAC	- Aluminum Arc
ABM	- Aluminum Beam
AFL	- Aluminum Flair
AQD	- Aluminum Quadra
BAC	- Black Arc
BBM	- Black Beam
BQD	- Black Quadra
CAV	- Chrome Alcove
CFL	- Chrome Flair

Ⓕ Select edge style.

Y	- Flat edge

Ⓖ Select worksurface grommet/cutout option.

NGRM	- No grommet
GL	- Grommet left; add $61
GR	- Grommet right; add $61
GC	- Grommet center; add $61
GLR	- Grommet left and right; add $120

Ⓗ Select grommet color.
Refer to the **Product Color Options** page in this price list.

Ⓘ Select key option.

NLC	- No lock core
KS	- Key standard

SPECIAL SERVICES

Special Carton Marking

With specially marked information	N/C

Shipping

Ships **assembled, FOB Jasper, IN 47547, freight prepaid.** Freight class 100.

Specifications and prices are subject to change without prior notice.

Single Pedestal Desks
Rectangular with Stepped Front

Single Pedestal Desks
Rectangular with Stepped Front

	Features	W x D x H	MODEL NUMBER Basic Model	Work-surface Option	Worksurface Laminate Color	Base Laminate Color	Pull Option	Edge Style	Grommet/ Cutout Option	Grommet Color	Key Option	Approx. Packaged Weight	TFL	HPL
	Left	72x36x30	LI683672LPS/TMD	□□□	□□□	□□□□	□□□	Y	□□	□□□	□□□	330.0#	$ 2443	$ 2695

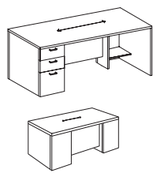

LISPD

3/4 Laminate Center Modesty Panel-Left

- Rectangular desk with stepped front
- Locking left pedestal in box/box/file configuration
- Wire management from pedestal to kneespace
- Includes black utility tray in box drawer
- Accepts optional center drawer, specified separately
- Left and right grommets are inset 6”
- Grommets are located 22-1/2” from user side
- Silver lock cores standard with aluminum or chrome pulls; black lock cores standard with black pulls

Ⓐ Ⓑ Ⓒ Ⓓ Ⓔ Ⓕ Ⓖ Ⓗ Ⓘ

HOW TO ORDER

Indicate the following information on order form:
1. Quantity of each item.
2. Model number, including options. See “How To Build a Model Number”.
3. Any special service required.

Note: • The □ indicates that a choice is required.
- The absence of the □ indicates that no choice is required.
- Alpha-numeric characters in place of □ indicate that no other alternatives are available.

HOW TO BUILD A MODEL NUMBER

Ⓐ Select basic model.

Ⓑ Select worksurface option.

TFL	- Thermally fused laminate
HPL	- High pressure laminate

Ⓒ Select worksurface laminate color.
Refer to the **Product Color Options** page in this price list.

Ⓓ Select base laminate color.
Refer to the **Product Color Options** page in this price list.

Ⓔ Select pull option.

AAV	- Aluminum Alcove
AAC	- Aluminum Arc
ABM	- Aluminum Beam
AFL	- Aluminum Flair
AQD	- Aluminum Quadra
BAC	- Black Arc
BBM	- Black Beam
BQD	- Black Quadra
CAV	- Chrome Alcove
CFL	- Chrome Flair

Ⓕ Select edge style.

Y	- Flat edge

Ⓖ Select worksurface grommet/cutout option.

NGRM	- No grommet
GL	- Grommet left; add $61
GR	- Grommet right; add $61
GC	- Grommet center; add $61
GLR	- Grommet left and right; add $120

Ⓗ Select grommet color.
Refer to the **Product Color Options** page in this price list.

Ⓘ Select key option.

NLC	- No lock core
KS	- Key standard

SPECIAL SERVICES

Special Carton Marking

With specially marked information	N/C

Shipping

Ships **assembled, FOB Jasper, IN 47547, freight prepaid.** Freight class 100.

Specifications and prices are subject to change without prior notice.

Single Pedestal Desks
Rectangular with Stepped Front

Single Pedestal Desks
Rectangular with Stepped Front

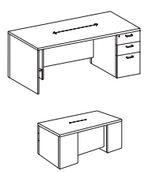

LISPD

3/4 Laminate Center Modesty Panel-Right

- Rectangular desk with stepped front
- Locking right pedestal in box/box/file configuration
- Wire management from pedestal to kneespace
- Includes black utility tray in box drawer
- Accepts optional center drawer, specified separately
- Left and right grommets are inset 6”
- Grommets are located 22-1/2” from user side
- Silver lock cores standard with aluminum or chrome pulls; black lock cores standard with black pulls

		MODEL NUMBER											
Features	W x D x H	Basic Model	Work-surface Option	Worksurface Laminate Color	Base Laminate Color	Pull Option	Edge Style	Grommet/ Cutout Option	Grommet Color	Key Option	Approx. Packaged Weight	TFL	HPL
Right	72x36x30	LI683672RPS/TMD	□□□	□□□	□□□□	□□□	Y	□□	□□□	□□□	330.0#	$ 2443	$ 2695

Ⓐ Ⓑ Ⓒ Ⓓ Ⓔ Ⓕ Ⓖ Ⓗ Ⓘ

HOW TO ORDER

Indicate the following information on order form:
1. Quantity of each item.
2. Model number, including options. See “How To Build a Model Number”.
3. Any special service required.

Note: • The □ indicates that a choice is required.
- The absence of the □ indicates that no choice is required.
- Alpha-numeric characters in place of □ indicate that no other alternatives are available.

HOW TO BUILD A MODEL NUMBER

Ⓐ Select basic model.

Ⓑ Select worksurface option.

TFL	- Thermally fused laminate
HPL	- High pressure laminate

Ⓒ Select worksurface laminate color.
Refer to the **Product Color Options** page in this price list.

Ⓓ Select base laminate color.
Refer to the **Product Color Options** page in this price list.

Ⓔ Select pull option.

AAV	- Aluminum Alcove
AAC	- Aluminum Arc
ABM	- Aluminum Beam
AFL	- Aluminum Flair
AQD	- Aluminum Quadra
BAC	- Black Arc
BBM	- Black Beam
BQD	- Black Quadra
CAV	- Chrome Alcove
CFL	- Chrome Flair

Ⓕ Select edge style.

Y	- Flat edge

Ⓖ Select worksurface grommet/cutout option.

NGRM	- No grommet
GL	- Grommet left; add $61
GR	- Grommet right; add $61
GC	- Grommet center; add $61
GLR	- Grommet left and right; add $120

Ⓗ Select grommet color.
Refer to the **Product Color Options** page in this price list.

Ⓘ Select key option.

NLC	- No lock core
KS	- Key standard

SPECIAL SERVICES

Special Carton Marking

With specially marked information	N/C

Shipping

Ships **assembled, FOB Jasper, IN 47547, freight prepaid.** Freight class 100.

Specifications and prices are subject to change without prior notice.

Single Pedestal Desks
Rectangular with Stepped Front

Single Pedestal Desks
Rectangular with Stepped Front

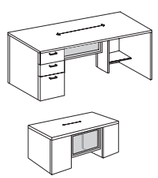

LISPD

3/4 Silver Framed Acrylic Center Modesty Panel-Left

- Rectangular desk with stepped front
- Locking left pedestal in box/box/file configuration
- Wire management from pedestal to kneespace
- Includes black utility tray in box drawer
- Left and right grommets are inset 6”
- Grommets are located 22-1/2” from user side
- Accepts optional center drawer, specified separately

		MODEL NUMBER											
Features	W x D x H	Basic Model	Work-surface Option	Worksurface Laminate Color	Base Laminate Color	Pull Option	Edge Style	Grommet/ Cutout Option	Grommet Color	Key Option	Approx. Packaged Weight	TFL	HPL
Left	72x36x30	LI683672LPS/TSC	□□□	□□□	□□□□	□□□	Y	□□	□□□	□□□	330.0#	$ 2925	$ 3177
		Ⓐ	Ⓑ	Ⓒ	Ⓓ	Ⓔ	Ⓕ	Ⓖ	Ⓗ	Ⓘ			

HOW TO ORDER

Indicate the following information on order form:
1. Quantity of each item.
2. Model number, including options. See “How To Build a Model Number”.
3. Any special service required.

Note: • The □ indicates that a choice is required.
- The absence of the □ indicates that no choice is required.
- Alpha-numeric characters in place of □ indicate that no other alternatives are available.

HOW TO BUILD A MODEL NUMBER

Ⓐ Select basic model.

Ⓑ Select worksurface option.

TFL	- Thermally fused laminate
HPL	- High pressure laminate

Ⓒ Select worksurface laminate color.
Refer to the **Product Color Options** page in this price list.

Ⓓ Select base laminate color.
Refer to the **Product Color Options** page in this price list.

Ⓔ Select pull option.

AAV	- Aluminum Alcove
AAC	- Aluminum Arc
ABM	- Aluminum Beam
AFL	- Aluminum Flair
AQD	- Aluminum Quadra
BAC	- Black Arc
BBM	- Black Beam
BQD	- Black Quadra
CAV	- Chrome Alcove
CFL	- Chrome Flair

Ⓕ Select edge style.

Y	- Flat edge

Ⓖ Select worksurface grommet/cutout option.

NGRM	- No grommet
GL	- Grommet left; add $61
GR	- Grommet right; add $61
GC	- Grommet center; add $61
GLR	- Grommet left and right; add $120

Ⓗ Select grommet color.
Refer to the **Product Color Options** page in this price list.

Ⓘ Select key option.

NLC	- No lock core
KS	- Key standard

SPECIAL SERVICES

Special Carton Marking

With specially marked information	N/C

Shipping

Ships **assembled, FOB Jasper, IN 47547, freight prepaid.** Freight class 100.

Specifications and prices are subject to change without prior notice.

Single Pedestal Desks
Rectangular with Stepped Front

Single Pedestal Desks
Rectangular with Stepped Front



LISPD

3/4 Silver Framed Acrylic Center Modesty Panel-Right

- Rectangular desk with stepped front
- Locking right pedestal in box/box/file configuration
- Wire management from pedestal to kneespace
- Includes black utility tray in box drawer
- Left and right grommets are inset 6”
- Grommets are located 22-1/2” from user side
- Accepts optional center drawer, specified separately

	Features	W x D x H	MODEL NUMBER Basic Model	Work-surface Option	Worksurface Laminate Color	Base Laminate Color	Pull Option	Edge Style	Grommet/ Cutout Option	Grommet Color	Key Option	Approx. Packaged Weight	TFL	HPL
	Right	72x36x30	LI683672RPS/TSC	□□□	□□□	□□□□	□□□	Y	□□	□□□	□□□	330.0#	$ 2925	$ 3177
				Ⓑ	Ⓒ	Ⓓ	Ⓔ	Ⓕ	Ⓖ	Ⓗ	Ⓘ			

HOW TO ORDER

Indicate the following information on order form:
1. Quantity of each item.
2. Model number, including options. See “How To Build a Model Number”.
3. Any special service required.

Note: • The □ indicates that a choice is required.
- The absence of the □ indicates that no choice is required.
- Alpha-numeric characters in place of □ indicate that no other alternatives are available.

HOW TO BUILD A MODEL NUMBER

Ⓐ Select basic model.

Ⓑ Select worksurface option.

TFL	- Thermally fused laminate
HPL	- High pressure laminate

Ⓒ Select worksurface laminate color.
Refer to the **Product Color Options** page in this price list.

Ⓓ Select base laminate color.
Refer to the **Product Color Options** page in this price list.

Ⓔ Select pull option.

AAV	- Aluminum Alcove
AAC	- Aluminum Arc
ABM	- Aluminum Beam
AFL	- Aluminum Flair
AQD	- Aluminum Quadra
BAC	- Black Arc
BBM	- Black Beam
BQD	- Black Quadra
CAV	- Chrome Alcove
CFL	- Chrome Flair

Ⓕ Select edge style.

Y	- Flat edge

Ⓖ Select worksurface grommet/cutout option.

NGRM	- No grommet
GL	- Grommet left; add $61
GR	- Grommet right; add $61
GC	- Grommet center; add $61
GLR	- Grommet left and right; add $120

Ⓗ Select grommet color.
Refer to the **Product Color Options** page in this price list.

Ⓘ Select key option.

NLC	- No lock core
KS	- Key standard

SPECIAL SERVICES

Special Carton Marking

With specially marked information	N/C

Shipping

Ships **assembled, FOB Jasper, IN 47547, freight prepaid.** Freight class 100.

Specifications and prices are subject to change without prior notice.

Single Pedestal Desks
Rectangular with Stepped Front

Single Pedestal Desks
Rectangular with Stepped Front

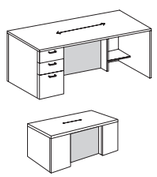

LISPD

Full High-Gloss Acrylic Center Modesty Panel-Left

- Rectangular desk with stepped front
- Locking left pedestal in box/box/file configuration
- Wire management from pedestal to kneespace
- Includes black utility tray in box drawer
- Left and right grommets are inset 6”
- Grommets are located 22-1/2” from user side
- Accepts optional center drawer, specified separately

		MODEL NUMBER												
Features	W x D x H	Basic Model	Modesty Panel Color	Worksurface Option	Worksurface Laminate Color	Base Laminate Color	Pull Option	Edge Style	Grommet/ Cutout Option	Grommet Color	Key Option	Approx. Packaged Weight	TFL	HPL
Left	72x36x30	LI683672LPS/HGAF	□□	□□	□□	□□	□□	Y	□□	□□	□□	330.0#	$ 4066	$ 4319
			Ⓑ	Ⓒ	Ⓓ	Ⓔ	Ⓕ	Ⓖ	Ⓗ	Ⓘ	Ⓙ			

HOW TO ORDER

Indicate the following information on order form:
1. Quantity of each item.
2. Model number, including options. See “How To Build a Model Number”.
3. Any special service required.

Note: • The □ indicates that a choice is required.
- The absence of the □ indicates that no choice is required.
- Alpha-numeric characters in place of □ indicate that no other alternatives are available.

HOW TO BUILD A MODEL NUMBER

Ⓐ Select basic model.

Ⓑ Select acrylic modesty panel color.
Refer to the **Product Color Options** page in this price list.

Ⓒ Select worksurface option.

TFL	- Thermally fused laminate
HPL	- High pressure laminate

Ⓓ Select worksurface laminate color.
Refer to the **Product Color Options** page in this price list.

Ⓔ Select base laminate color.
Refer to the **Product Color Options** page in this price list.

Ⓕ Select pull option.

AAV	- Aluminum Alcove
AAC	- Aluminum Arc
ABM	- Aluminum Beam
AFL	- Aluminum Flair
AQD	- Aluminum Quadra
BAC	- Black Arc
BBM	- Black Beam
BQD	- Black Quadra
CAV	- Chrome Alcove
CFL	- Chrome Flair

Ⓖ Select edge style.

Y	- Flat edge

Ⓗ Select worksurface grommet/cutout option.

NGRM	- No grommet
GL	- Grommet left; add $61
GR	- Grommet right; add $61
GC	- Grommet center; add $61
GLR	- Grommet left and right; add $120

Ⓘ Select grommet color.
Refer to the **Product Color Options** page in this price list.

Ⓙ Select key option.

NLC	- No lock core
KS	- Key standard

SPECIAL SERVICES

Special Carton Marking

With specially marked information	N/C

Shipping

Ships **assembled, FOB Jasper, IN 47547, freight prepaid.** Freight class 100.

Specifications and prices are subject to change without prior notice.

Single Pedestal Desks
Rectangular with Stepped Front

Single Pedestal Desks
Rectangular with Stepped Front

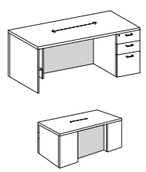

LISPD

Full High-Gloss Acrylic Center Modesty Panel-Right

- Rectangular desk with stepped front
- Locking right pedestal in box/box/file configuration
- Wire management from pedestal to kneespace
- Includes black utility tray in box drawer
- Left and right grommets are inset 6”
- Grommets are located 22-1/2” from user side
- Accepts optional center drawer, specified separately

			MODEL NUMBER														
	Features	W x D x H	Basic Model	Modesty Panel Color	Worksurface Option	Worksurface Laminate Color	Base Laminate Color	Pull Option	Edge Style	Grommet/ Cutout Option	Grommet Color	Key Option	Approx. Packaged Weight	TFL	HPL
	Right	72x36x30	LI683672RPS/HGAF	☐☐	☐☐	☐☐	☐☐	☐☐	Y	☐☐	☐☐	☐☐	330.0#	$ 4066	$ 4319
				Ⓑ	Ⓒ	Ⓓ	Ⓔ	Ⓕ	Ⓖ	Ⓗ	Ⓘ	Ⓙ			

HOW TO ORDER

Indicate the following information on order form:
1. Quantity of each item.
2. Model number, including options. See “How To Build a Model Number”.
3. Any special service required.

Note: • The ☐ indicates that a choice is required.
- The absence of the ☐ indicates that no choice is required.
- Alpha-numeric characters in place of ☐ indicate that no other alternatives are available.

HOW TO BUILD A MODEL NUMBER

Ⓐ Select basic model.

Ⓑ Select acrylic modesty panel color.
Refer to the **Product Color Options** page in this price list.

Ⓒ Select worksurface option.

TFL	- Thermally fused laminate
HPL	- High pressure laminate

Ⓓ Select worksurface laminate color.
Refer to the **Product Color Options** page in this price list.

Ⓔ Select base laminate color.
Refer to the **Product Color Options** page in this price list.

Ⓕ Select pull option.

AAV	- Aluminum Alcove
AAC	- Aluminum Arc
ABM	- Aluminum Beam
AFL	- Aluminum Flair
AQD	- Aluminum Quadra
BAC	- Black Arc
BBM	- Black Beam
BQD	- Black Quadra
CAV	- Chrome Alcove
CFL	- Chrome Flair

Ⓖ Select edge style.

Y	- Flat edge

Ⓗ Select worksurface grommet/cutout option.

NGRM	- No grommet
GL	- Grommet left; add $61
GR	- Grommet right; add $61
GC	- Grommet center; add $61
GLR	- Grommet left and right; add $120

Ⓘ Select grommet color.
Refer to the **Product Color Options** page in this price list.

Ⓙ Select key option.

NLC	- No lock core
KS	- Key standard

SPECIAL SERVICES

Special Carton Marking

With specially marked information	N/C

Shipping

Ships **assembled, FOB Jasper, IN 47547, freight prepaid.** Freight class 100.

Specifications and prices are subject to change without prior notice.

Single Pedestal Desks
Bow Top with Stepped Front

Single Pedestal Desks
Bow Top with Stepped Front

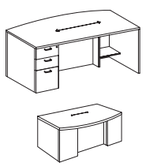

LISPD

Full Laminate Center Modesty Panel-Left

- Bow top desk with stepped front
- Locking left pedestal in box/box/file configuration
- Wire management from pedestal to kneespace
- Includes black utility tray in box drawer
- Left and right grommets are inset 6”
- Grommets are located 22-1/2” from user side
- Accepts optional center drawer, specified separately

		MODEL NUMBER											
Features	**W x D x H**	Basic Model	Work-surface Option	Worksurface Laminate Color	Base Laminate Color	Pull Option	Edge Style	Grommet/ Cutout Option	Grommet Color	Key Option	Approx. Packaged Weight	TFL	HPL
			Ⓐ	Ⓑ	Ⓒ	Ⓓ	Ⓔ	Ⓕ	Ⓖ	Ⓗ	Ⓘ		
Left	72x36x30	LI683672BLPS/LFULL	☐☐	☐☐	☐☐	☐☐	Y	☐☐	☐☐	☐☐	320.0#	$ 2819	$ 3077

HOW TO ORDER

Indicate the following information on order form:
1. Quantity of each item.
2. Model number, including options. See “How To Build a Model Number”.
3. Any special service required.

Note: • The ☐ indicates that a choice is required.
- The absence of the ☐ indicates that no choice is required.
- Alpha-numeric characters in place of ☐ indicate that no other alternatives are available.

HOW TO BUILD A MODEL NUMBER

Ⓐ Select basic model.

Ⓑ Select worksurface option.

TFL	- Thermally fused laminate
HPL	- High pressure laminate

Ⓒ Select worksurface laminate color.
Refer to the **Product Color Options** page in this price list.

Ⓓ Select base laminate color.
Refer to the **Product Color Options** page in this price list.

Ⓔ Select pull option.

AAV	- Aluminum Alcove
AAC	- Aluminum Arc
ABM	- Aluminum Beam
AFL	- Aluminum Flair
AQD	- Aluminum Quadra
BAC	- Black Arc
BBM	- Black Beam
BQD	- Black Quadra
CAV	- Chrome Alcove
CFL	- Chrome Flair

Ⓕ Select edge style.

Y	- Flat edge

Ⓖ Select worksurface grommet/cutout option.

NGRM	- No grommet
GL	- Grommet left; add $61
GR	- Grommet right; add $61
GC	- Grommet center; add $61
GLR	- Grommet left and right; add $120

Ⓗ Select grommet color.
Refer to the **Product Color Options** page in this price list.

Ⓘ Select key option.

NLC	- No lock core
KS	- Key standard

SPECIAL SERVICES

Special Carton Marking

With specially marked information	N/C

Shipping

Ships **assembled, FOB Jasper, IN 47547, freight prepaid.** Freight class 100.

Specifications and prices are subject to change without prior notice.

Single Pedestal Desks
Bow Top with Stepped Front

Single Pedestal Desks
Bow Top with Stepped Front

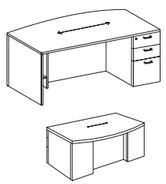

LISPD

Full Laminate Center Modesty Panel-Right

- Bow top desk with stepped front
- Locking right pedestal in box/box/file configuration
- Wire management from pedestal to kneespace
- Includes black utility tray in box drawer
- Left and right grommets are inset 6"
- Grommets are located 22-1/2" from user side
- Accepts optional center drawer, specified separately

		MODEL NUMBER											
Features	W x D x H	Basic Model	Work-surface Option	Worksurface Laminate Color	Base Laminate Color	Pull Option	Edge Style	Grommet/ Cutout Option	Grommet Color	Key Option	Approx. Packaged Weight	TFL	HPL
Right	72x36x30	LI683672BRPS/LFULL	□□	□□	□□	□□	Y	□□	□□	□□	320.0#	$ 2819	$ 3077
			Ⓑ	Ⓒ	Ⓓ	Ⓔ	Ⓕ	Ⓖ	Ⓗ	Ⓘ			

HOW TO ORDER

Indicate the following information on order form:
1. Quantity of each item.
2. Model number, including options. See "How To Build a Model Number".
3. Any special service required.

Note: • The □ indicates that a choice is required.
- The absence of the □ indicates that no choice is required.
- Alpha-numeric characters in place of □ indicate that no other alternatives are available.

HOW TO BUILD A MODEL NUMBER

Ⓐ Select basic model.

Ⓑ Select worksurface option.

TFL	- Thermally fused laminate
HPL	- High pressure laminate

Ⓒ Select worksurface laminate color.
Refer to the **Product Color Options** page in this price list.

Ⓓ Select base laminate color.
Refer to the **Product Color Options** page in this price list.

Ⓔ Select pull option.

AAV	- Aluminum Alcove
AAC	- Aluminum Arc
ABM	- Aluminum Beam
AFL	- Aluminum Flair
AQD	- Aluminum Quadra
BAC	- Black Arc
BBM	- Black Beam
BQD	- Black Quadra
CAV	- Chrome Alcove
CFL	- Chrome Flair

Ⓕ Select edge style.

Y	- Flat edge

Ⓖ Select worksurface grommet/cutout option.

NGRM	- No grommet
GL	- Grommet left; add $61
GR	- Grommet right; add $61
GC	- Grommet center; add $61
GLR	- Grommet left and right; add $120

Ⓗ Select grommet color.
Refer to the **Product Color Options** page in this price list.

Ⓘ Select key option.

NLC	- No lock core
KS	- Key standard

SPECIAL SERVICES

Special Carton Marking

With specially marked information	N/C

Shipping

Ships **assembled, FOB Jasper, IN 47547, freight prepaid.** Freight class 100.

Specifications and prices are subject to change without prior notice.

Single Pedestal Desks

Bow Top with Stepped Front

Single Pedestal Desks
Bow Top with Stepped Front

	Features	W x D x H	MODEL NUMBER Basic Model	Work-surface Option	Worksurface Laminate Color	Base Laminate Color	Pull Option	Edge Style	Grommet/ Cutout Option	Grommet Color	Key Option	Approx. Packaged Weight	TFL	HPL
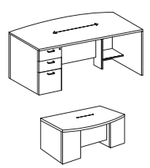	Left	72x36x30	LI683672BLPS/TMD	☐☐	☐☐	☐☐	☐☐	Y	☐☐	☐☐	☐☐	320.0#	$ 2819	$ 3077
			Ⓐ	Ⓑ	Ⓒ	Ⓓ	Ⓔ	Ⓕ	Ⓖ	Ⓗ	Ⓘ			

LISPD

3/4 Laminate Center Modesty Panel-Left

- Bow top desk with stepped front
- Locking left pedestal in box/box/file configuration
- Wire management from pedestal to kneespace
- Includes black utility tray in box drawer
- Left and right grommets are inset 6”
- Grommets are located 22-1/2” from user side
- Accepts optional center drawer, specified separately

HOW TO ORDER

Indicate the following information on order form:
1. Quantity of each item.
2. Model number, including options. See “How To Build a Model Number”.
3. Any special service required.

Note: • The ☐ indicates that a choice is required.
- The absence of the ☐ indicates that no choice is required.
- Alpha-numeric characters in place of ☐ indicate that no other alternatives are available.

HOW TO BUILD A MODEL NUMBER

Ⓐ Select basic model.

Ⓑ Select worksurface option.

TFL	- Thermally fused laminate
HPL	- High pressure laminate

Ⓒ Select worksurface laminate color.
Refer to the **Product Color Options** page in this price list.

Ⓓ Select base laminate color.
Refer to the **Product Color Options** page in this price list.

Ⓔ Select pull option.

AAV	- Aluminum Alcove
AAC	- Aluminum Arc
ABM	- Aluminum Beam
AFL	- Aluminum Flair
AQD	- Aluminum Quadra
BAC	- Black Arc
BBM	- Black Beam
BQD	- Black Quadra
CAV	- Chrome Alcove
CFL	- Chrome Flair

Ⓕ Select edge style.

Y	- Flat edge

Ⓖ Select worksurface grommet/cutout option.

NGRM	- No grommet
GL	- Grommet left; add $61
GR	- Grommet right; add $61
GC	- Grommet center; add $61
GLR	- Grommet left and right; add $120

Ⓗ Select grommet color.
Refer to the **Product Color Options** page in this price list.

Ⓘ Select key option.

NLC	- No lock core
KS	- Key standard

SPECIAL SERVICES

Special Carton Marking

With specially marked information	N/C

Shipping

Ships **assembled, FOB Jasper, IN 47547, freight prepaid.** Freight class 100.

Specifications and prices are subject to change without prior notice.

Single Pedestal Desks
Bow Top with Stepped Front

Single Pedestal Desks
Bow Top with Stepped Front

	Features	W x D x H	MODEL NUMBER Basic Model	Work-surface Option	Worksurface Laminate Color	Base Laminate Color	Pull Option	Edge Style	Grommet/ Cutout Option	Grommet Color	Key Option	Approx. Packaged Weight	TFL	HPL
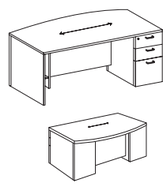	Right	72x36x30	LI683672BRPS/TMD	☐☐	☐☐	☐☐	☐☐	Y	☐☐	☐☐	☐☐	320.0#	$ 2819	$ 3077
			Ⓐ	Ⓑ	Ⓒ	Ⓓ	Ⓔ	Ⓕ	Ⓖ	Ⓗ	Ⓘ			

LISPD

3/4 Laminate Center Modesty Panel-Right

- Bow top desk with stepped front
- Locking right pedestal in box/box/file configuration
- Wire management from pedestal to kneespace
- Includes black utility tray in box drawer
- Left and right grommets are inset 6”
- Grommets are located 22-1/2” from user side
- Accepts optional center drawer, specified separately

HOW TO ORDER

Indicate the following information on order form:
1. Quantity of each item.
2. Model number, including options. See “How To Build a Model Number”.
3. Any special service required.

Note: • The ☐ indicates that a choice is required.
- The absence of the ☐ indicates that no choice is required.
- Alpha-numeric characters in place of ☐ indicate that no other alternatives are available.

HOW TO BUILD A MODEL NUMBER

Ⓐ Select basic model.

Ⓑ Select worksurface option.

TFL	- Thermally fused laminate
HPL	- High pressure laminate

Ⓒ Select worksurface laminate color.
Refer to the **Product Color Options** page in this price list.

Ⓓ Select base laminate color.
Refer to the **Product Color Options** page in this price list.

Ⓔ Select pull option.

AAV	- Aluminum Alcove
AAC	- Aluminum Arc
ABM	- Aluminum Beam
AFL	- Aluminum Flair
AQD	- Aluminum Quadra
BAC	- Black Arc
BBM	- Black Beam
BQD	- Black Quadra
CAV	- Chrome Alcove
CFL	- Chrome Flair

Ⓕ Select edge style.

Y	- Flat edge

Ⓖ Select worksurface grommet/cutout option.

NGRM	- No grommet
GL	- Grommet left; add $61
GR	- Grommet right; add $61
GC	- Grommet center; add $61
GLR	- Grommet left and right; add $120

Ⓗ Select grommet color.
Refer to the **Product Color Options** page in this price list.

Ⓘ Select key option.

NLC	- No lock core
KS	- Key standard

SPECIAL SERVICES

Special Carton Marking

With specially marked information	N/C

Shipping

Ships **assembled, FOB Jasper, IN 47547, freight prepaid.** Freight class 100.

Specifications and prices are subject to change without prior notice.

Single Pedestal Desks
Bow Top with Stepped Front

Single Pedestal Desks
Bow Top with Stepped Front



LISPD

3/4 Silver Framed Acrylic Center Modesty Panel-Left

- Bow top desk with stepped front
- Locking left pedestal in box/box/file configuration
- Wire management from pedestal to kneespace
- Includes black utility tray in box drawer
- Left and right grommets are inset 6"
- Grommets are located 22-1/2" from user side
- Accepts optional center drawer, specified separately

	Features	W x D x H	MODEL NUMBER Basic Model	Work-surface Option	Work-surface Lam-inate Color	Base Laminate Color	Pull Option	Edge Style	Grommet/ Cutout Option	Grom-met Color	Key Option	Approx. Packaged Weight	TFL	HPL
	Left	72x36x30	LI683672BLPS/TSC	☐☐	☐☐	☐☐	☐☐	Y	☐☐	☐☐	☐☐	320.0#	$ 3301	$ 3558
				Ⓑ	Ⓒ	Ⓓ	Ⓔ	Ⓕ	Ⓖ	Ⓗ	Ⓘ			

HOW TO ORDER

Indicate the following information on order form:
1. Quantity of each item.
2. Model number, including options. See "How To Build a Model Number".
3. Any special service required.

Note: • The ☐ indicates that a choice is required.
- The absence of the ☐ indicates that no choice is required.
- Alpha-numeric characters in place of ☐ indicate that no other alternatives are available.

HOW TO BUILD A MODEL NUMBER

Ⓐ Select basic model.

Ⓑ Select worksurface option.

TFL	- Thermally fused laminate
HPL	- High pressure laminate

Ⓒ Select worksurface laminate color.
Refer to the **Product Color Options** page in this price list.

Ⓓ Select base laminate color.
Refer to the **Product Color Options** page in this price list.

Ⓔ Select pull option.

AAV	- Aluminum Alcove
AAC	- Aluminum Arc
ABM	- Aluminum Beam
AFL	- Aluminum Flair
AQD	- Aluminum Quadra
BAC	- Black Arc
BBM	- Black Beam
BQD	- Black Quadra
CAV	- Chrome Alcove
CFL	- Chrome Flair

Ⓕ Select edge style.

Y	- Flat edge

Ⓖ Select worksurface grommet/cutout option.

NGRM	- No grommet
GL	- Grommet left; add $61
GR	- Grommet right; add $61
GC	- Grommet center; add $61
GLR	- Grommet left and right; add $120

Ⓗ Select grommet color.
Refer to the **Product Color Options** page in this price list.

Ⓘ Select key option.

NLC	- No lock core
KS	- Key standard

SPECIAL SERVICES

Special Carton Marking

With specially marked information	N/C

Shipping

Ships **assembled, FOB Jasper, IN 47547, freight prepaid.** Freight class 100.

Specifications and prices are subject to change without prior notice.

Single Pedestal Desks
Bow Top with Stepped Front

Single Pedestal Desks
Bow Top with Stepped Front

	Features	W x D x H	MODEL NUMBER Basic Model	Work-surface Option	Work-surface Lam-inate Color	Base Laminate Color	Pull Option	Edge Style	Grommet/ Cutout Option	Grom-met Color	Key Option	Approx. Packaged Weight	TFL	HPL
	Right	72x36x30	LI683672BRPS/TSC	☐☐	☐☐	☐☐	☐☐	Y	☐☐	☐☐	☐☐	320.0#	$ 3301	$ 3558
			Ⓐ	Ⓑ	Ⓒ	Ⓓ	Ⓔ	Ⓕ	Ⓖ	Ⓗ	Ⓘ			

LISPD

3/4 Silver Framed Acrylic Center Modesty Panel-Right

- Bow top desk with stepped front
- Locking right pedestal in box/box/file configuration
- Wire management from pedestal to kneespace
- Includes black utility tray in box drawer
- Left and right grommets are inset 6”
- Grommets are located 22-1/2” from user side
- Accepts optional center drawer, specified separately

HOW TO ORDER

Indicate the following information on order form:
1. Quantity of each item.
2. Model number, including options. See “How To Build a Model Number”.
3. Any special service required.

Note: • The ☐ indicates that a choice is required.
- The absence of the ☐ indicates that no choice is required.
- Alpha-numeric characters in place of ☐ indicate that no other alternatives are available.

HOW TO BUILD A MODEL NUMBER

Ⓐ Select basic model.

Ⓑ Select worksurface option.

TFL	- Thermally fused laminate
HPL	- High pressure laminate

Ⓒ Select worksurface laminate color.
Refer to the **Product Color Options** page in this price list.

Ⓓ Select base laminate color.
Refer to the **Product Color Options** page in this price list.

Ⓔ Select pull option.

AAV	- Aluminum Alcove
AAC	- Aluminum Arc
ABM	- Aluminum Beam
AFL	- Aluminum Flair
AQD	- Aluminum Quadra
BAC	- Black Arc
BBM	- Black Beam
BQD	- Black Quadra
CAV	- Chrome Alcove
CFL	- Chrome Flair

Ⓕ Select edge style.

Y	- Flat edge

Ⓖ Select worksurface grommet/cutout option.

NGRM	- No grommet
GL	- Grommet left; add $61
GR	- Grommet right; add $61
GC	- Grommet center; add $61
GLR	- Grommet left and right; add $120

Ⓗ Select grommet color.
Refer to the **Product Color Options** page in this price list.

Ⓘ Select key option.

NLC	- No lock core
KS	- Key standard

SPECIAL SERVICES

Special Carton Marking

With specially marked information	N/C

Shipping

Ships **assembled, FOB Jasper, IN 47547, freight prepaid.** Freight class 100.

Specifications and prices are subject to change without prior notice.

Single Pedestal Desks
Bow Top with Stepped Front

Single Pedestal Desks
Bow Top with Stepped Front

	Features	W x D x H	MODEL NUMBER Basic Model	Modesty Panel Color	Worksurface Option	Worksurface Laminate Color	Base Laminate Color	Pull Option	Edge Style	Grommet/ Cutout Option	Grommet Color	Key Option	Approx. Packaged Weight	TFL	HPL
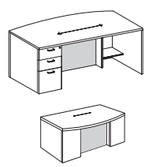	Left	72x36x30	LI683672BLPS/HGAF	☐☐	☐☐	☐☐	☐☐	☐☐	Y	☐☐	☐☐	☐☐	320.0#	$ 4442	$ 4700
			Ⓐ	Ⓑ	Ⓒ	Ⓓ	Ⓔ	Ⓕ	Ⓖ	Ⓗ	Ⓘ	Ⓙ			

LISPD

Full High-Gloss Acrylic Center Modesty Panel-Left

- Bow top desk with stepped front
- Locking left pedestal in box/box/file configuration
- Wire management from pedestal to kneespace
- Includes black utility tray in box drawer
- Left and right grommets are inset 6”
- Grommets are located 22-1/2” from user side
- Accepts optional center drawer, specified separately

HOW TO ORDER

Indicate the following information on order form:
1. Quantity of each item.
2. Model number, including options. See “How To Build a Model Number”.
3. Any special service required.

Note: • The ☐ indicates that a choice is required.
- The absence of the ☐ indicates that no choice is required.
- Alpha-numeric characters in place of ☐ indicate that no other alternatives are available.

HOW TO BUILD A MODEL NUMBER

Ⓐ Select basic model.

Ⓑ Select acrylic modesty panel color.
Refer to the **Product Color Options** page in this price list.

Ⓒ Select worksurface option.

TFL	- Thermally fused laminate
HPL	- High pressure laminate

Ⓓ Select worksurface laminate color.
Refer to the **Product Color Options** page in this price list.

Ⓔ Select base laminate color.
Refer to the **Product Color Options** page in this price list.

Ⓕ Select pull option.

AAV	- Aluminum Alcove
AAC	- Aluminum Arc
ABM	- Aluminum Beam
AFL	- Aluminum Flair
AQD	- Aluminum Quadra
BAC	- Black Arc
BBM	- Black Beam
BQD	- Black Quadra
CAV	- Chrome Alcove
CFL	- Chrome Flair

Ⓖ Select edge style.

Y	- Flat edge

Ⓗ Select worksurface grommet/cutout option.

NGRM	- No grommet
GL	- Grommet left; add $61
GR	- Grommet right; add $61
GC	- Grommet center; add $61
GLR	- Grommet left and right; add $120

Ⓘ Select grommet color.
Refer to the **Product Color Options** page in this price list.

Ⓙ Select key option.

NLC	- No lock core
KS	- Key standard

SPECIAL SERVICES

Special Carton Marking

With specially marked information N/C

Shipping

Ships **assembled, FOB Jasper, IN 47547, freight prepaid.** Freight class 100.

Specifications and prices are subject to change without prior notice.

Single Pedestal Desks
Bow Top with Stepped Front

Single Pedestal Desks
Bow Top with Stepped Front

	Features	W x D x H	MODEL NUMBER Basic Model	Modesty Panel Color	Worksurface Option	Worksurface Laminate Color	Base Laminate Color	Pull Option	Edge Style	Grommet/ Cutout Option	Grommet Color	Key Option	Approx. Packaged Weight	TFL	HPL
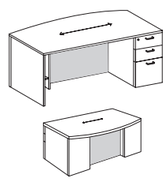	Right	72x36x30	LI683672BRPS/HGAF	☐☐	☐☐	☐☐	☐☐	☐☐	Y	☐☐	☐☐	☐☐	320.0#	$ 4442	$ 4700
			Ⓐ	Ⓑ	Ⓒ	Ⓓ	Ⓔ	Ⓕ	Ⓖ	Ⓗ	Ⓘ	Ⓙ			

LISPD

Full High-Gloss Acrylic Center Modesty Panel-Right

- Bow top desk with stepped front
- Locking right pedestal in box/box/file configuration
- Wire management from pedestal to kneespace
- Includes black utility tray in box drawer
- Left and right grommets are inset 6”
- Grommets are located 22-1/2” from user side
- Accepts optional center drawer, specified separately

HOW TO ORDER

Indicate the following information on order form:
1. Quantity of each item.
2. Model number, including options. See “How To Build a Model Number”.
3. Any special service required.

Note: • The ☐ indicates that a choice is required.
- The absence of the ☐ indicates that no choice is required.
- Alpha-numeric characters in place of ☐ indicate that no other alternatives are available.

HOW TO BUILD A MODEL NUMBER

Ⓐ Select basic model.

Ⓑ Select acrylic modesty panel color.
Refer to the **Product Color Options** page in this price list.

Ⓒ Select worksurface option.

TFL	- Thermally fused laminate
HPL	- High pressure laminate

Ⓓ Select worksurface laminate color.
Refer to the **Product Color Options** page in this price list.

Ⓔ Select base laminate color.
Refer to the **Product Color Options** page in this price list.

Ⓕ Select pull option.

AAV	- Aluminum Alcove
AAC	- Aluminum Arc
ABM	- Aluminum Beam
AFL	- Aluminum Flair
AQD	- Aluminum Quadra
BAC	- Black Arc
BBM	- Black Beam
BQD	- Black Quadra
CAV	- Chrome Alcove
CFL	- Chrome Flair

Ⓖ Select edge style.

Y	- Flat edge

Ⓗ Select worksurface grommet/cutout option.

NGRM	- No grommet
GL	- Grommet left; add $61
GR	- Grommet right; add $61
GC	- Grommet center; add $61
GLR	- Grommet left and right; add $120

Ⓘ Select grommet color.
Refer to the **Product Color Options** page in this price list.

Ⓙ Select key option.

NLC	- No lock core
KS	- Key standard

SPECIAL SERVICES

Special Carton Marking

With specially marked information	N/C

Shipping

Ships **assembled, FOB Jasper, IN 47547, freight prepaid.** Freight class 100.

Specifications and prices are subject to change without prior notice.

Single Pedestal Desks

Rectangular Desk with Recessed Front

Single Pedestal Desks
Rectangular Desk with Recessed Front



LISPD

Rectangular Desk-Left

- Rectangular desk with recessed front
- Full modesty panel
- Locking left pedestal in box/box/file configuration
- Wire management from pedestal to kneespace
- Includes black utility tray in box drawer
- Left and right grommets are inset 6”
- Grommets are located 22-1/2” from user side
- Accepts optional center drawer, specified separately
- Silver locks standard with aluminum or chrome pulls; black locks standard with black pulls

		MODEL NUMBER											
Features	W x D x H	Basic Model	Work-surface Option	Worksurface Laminate Color	Base Laminate Color	Pull Option	Edge Style	Grommet/ Cutout Option	Grommet Color	Key Option	Approx. Packaged Weight	TFL	HPL
Left	60x30x30	LI683060LP	□□	□□	□□	□□	Y	□□	□□	□□	150.0#	$ 2030	$ 2252
Left	66x30x30	LI683066LP	□□	□□	□□	□□	Y	□□	□□	□□	180.0#	2114	2339
Left	72x30x30	LI683072LP	□□	□□	□□	□□	Y	□□	□□	□□	210.0#	2204	2441
Left	72x36x30	LI683672LP	□□	□□	□□	□□	Y	□□	□□	□□	330.0#	2235	2490

Ⓐ Ⓑ Ⓒ Ⓓ Ⓔ Ⓕ Ⓖ Ⓗ Ⓘ

HOW TO ORDER

Indicate the following information on order form:
1. Quantity of each item.
2. Model number, including options. See “How To Build a Model Number”.
3. Any special service required.

Note: • The □ indicates that a choice is required.
- The absence of the □ indicates that no choice is required.
- Alpha-numeric characters in place of □ indicate that no other alternatives are available.

HOW TO BUILD A MODEL NUMBER

Ⓐ Select basic model.

Ⓑ Select worksurface option.

TFL	- Thermally fused laminate
HPL	- High pressure laminate

Ⓒ Select worksurface laminate color.
Refer to the **Product Color Options** page in this price list.

Ⓓ Select base laminate color.
Refer to the **Product Color Options** page in this price list.

Ⓔ Select pull option.

AAV	- Aluminum Alcove
AAC	- Aluminum Arc
ABM	- Aluminum Beam
AFL	- Aluminum Flair
AQD	- Aluminum Quadra
BAC	- Black Arc
BBM	- Black Beam
BQD	- Black Quadra
CAV	- Chrome Alcove
CFL	- Chrome Flair

Ⓕ Select edge style.

Y	- Flat edge

Ⓖ Select worksurface grommet/cutout option.

NGRM	- No grommet
GL	- Grommet left; add $61
GR	- Grommet right; add $61
GC	- Grommet center; add $61
GLR	- Grommet left and right; add $120

Ⓗ Select grommet color.
Refer to the **Product Color Options** page in this price list.

Ⓘ Select key option.

NLC	- No lock core
KS	- Key standard

SPECIAL SERVICES

Special Carton Marking

With specially marked information	N/C

Shipping

Ships **assembled, FOB Jasper, IN 47547, freight prepaid.** Freight class 100.

Specifications and prices are subject to change without prior notice.

Single Pedestal Desks

Rectangular Desk with Recessed Front

Single Pedestal Desks
Rectangular Desk with Recessed Front

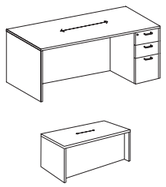

LISPD

Rectangular Desk-Right

- Rectangular desk with recessed front
- Full modesty panel
- Locking right pedestal in box/box/file configuration
- Wire management from pedestal to kneespace
- Includes black utility tray in box drawer
- Left and right grommets are inset 6”
- Grommets are located 22-1/2” from user side
- Accepts optional center drawer, specified separately
- Silver locks standard with aluminum or chrome pulls; black locks standard with black pulls

		MODEL NUMBER											
Features	W x D x H	Basic Model	Work-surface Option	Worksurface Laminate Color	Base Laminate Color	Pull Option	Edge Style	Grommet/ Cutout Option	Grommet Color	Key Option	Approx. Packaged Weight	TFL	HPL
Right	60x30x30	LI683060RP	☐☐	☐☐	☐☐	☐☐	Y	☐☐	☐☐	☐☐	150.0#	$ 2030	$ 2252
Right	66x30x30	LI683066RP	☐☐	☐☐	☐☐	☐☐	Y	☐☐	☐☐	☐☐	180.0#	2114	2339
Right	72x30x30	LI683072RP	☐☐	☐☐	☐☐	☐☐	Y	☐☐	☐☐	☐☐	210.0#	2204	2441
Right	72x36x30	LI683672RP	☐☐	☐☐	☐☐	☐☐	Y	☐☐	☐☐	☐☐	330.0#	2235	2490

Ⓐ Ⓑ Ⓒ Ⓓ Ⓔ Ⓕ Ⓖ Ⓗ Ⓘ

HOW TO ORDER

Indicate the following information on order form:
1. Quantity of each item.
2. Model number, including options. See “How To Build a Model Number”.
3. Any special service required.

Note: • The ☐ indicates that a choice is required.
- The absence of the ☐ indicates that no choice is required.
- Alpha-numeric characters in place of ☐ indicate that no other alternatives are available.

HOW TO BUILD A MODEL NUMBER

Ⓐ Select basic model.

Ⓑ Select worksurface option.

TFL	- Thermally fused laminate
HPL	- High pressure laminate

Ⓒ Select worksurface laminate color.
Refer to the **Product Color Options** page in this price list.

Ⓓ Select base laminate color.
Refer to the **Product Color Options** page in this price list.

Ⓔ Select pull option.

AAV	- Aluminum Alcove
AAC	- Aluminum Arc
ABM	- Aluminum Beam
AFL	- Aluminum Flair
AQD	- Aluminum Quadra
BAC	- Black Arc
BBM	- Black Beam
BQD	- Black Quadra
CAV	- Chrome Alcove
CFL	- Chrome Flair

Ⓕ Select edge style.

Y	- Flat edge

Ⓖ Select worksurface grommet/cutout option.

NGRM	- No grommet
GL	- Grommet left; add $61
GR	- Grommet right; add $61
GC	- Grommet center; add $61
GLR	- Grommet left and right; add $120

Ⓗ Select grommet color.
Refer to the **Product Color Options** page in this price list.

Ⓘ Select key option.

NLC	- No lock core
KS	- Key standard

SPECIAL SERVICES

Special Carton Marking

With specially marked information	N/C

Shipping

Ships **assembled, FOB Jasper, IN 47547, freight prepaid.** Freight class 100.

Specifications and prices are subject to change without prior notice.

Single Pedestal Desks
Bow Top Desk with Recessed Front

Single Pedestal Desks
Bow Top Desk with Recessed Front

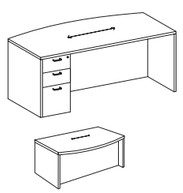

LISPD

Bow Top Desk-Left

- Bow top desk with recessed front
- Full modesty panel
- Locking left pedestal in box/box/file configuration
- Wire management from pedestal to kneespace
- Includes black utility tray in box drawer
- Left and right grommets are inset 6”
- Grommets are located 22-1/2” from user side
- Accepts optional center drawer, specified separately
- Silver locks standard with aluminum or chrome pulls; black locks standard with black pulls

		MODEL NUMBER												
	Features	W x D x H	Basic Model	Work-surface Option	Worksurface Laminate Color	Base Laminate Color	Pull Option	Edge Style	Grommet/ Cutout Option	Grommet Color	Key Option	Approx. Packaged Weight	TFL	HPL
	Left	72x36x30	LI683672BLP	☐☐	☐☐	☐☐	☐☐	Y	☐☐	☐☐	☐☐	320.0#	$ 2659	$ 2915

Ⓐ Ⓑ Ⓒ Ⓓ Ⓔ Ⓕ Ⓖ Ⓗ Ⓘ

HOW TO ORDER

Indicate the following information on order form:
1. Quantity of each item.
2. Model number, including options. See “How To Build a Model Number”.
3. Any special service required.

Note: • The ☐ indicates that a choice is required.
- The absence of the ☐ indicates that no choice is required.
- Alpha-numeric characters in place of ☐ indicate that no other alternatives are available.

HOW TO BUILD A MODEL NUMBER

Ⓐ Select basic model.

Ⓑ Select worksurface option.

TFL	- Thermally fused laminate
HPL	- High pressure laminate

Ⓒ Select worksurface laminate color.
Refer to the **Product Color Options** page in this price list.

Ⓓ Select base laminate color.
Refer to the **Product Color Options** page in this price list.

Ⓔ Select pull option.

AAV	- Aluminum Alcove
AAC	- Aluminum Arc
ABM	- Aluminum Beam
AFL	- Aluminum Flair
AQD	- Aluminum Quadra
BAC	- Black Arc
BBM	- Black Beam
BQD	- Black Quadra
CAV	- Chrome Alcove
CFL	- Chrome Flair

Ⓕ Select edge style.

Y	- Flat edge

Ⓖ Select worksurface grommet/cutout option.

NGRM	- No grommet
GL	- Grommet left; add $61
GR	- Grommet right; add $61
GC	- Grommet center; add $61
GLR	- Grommet left and right; add $120

Ⓗ Select grommet color.
Refer to the **Product Color Options** page in this price list.

Ⓘ Select key option.

NLC	- No lock core
KS	- Key standard

SPECIAL SERVICES

Special Carton Marking

With specially marked information	N/C

Shipping

Ships **assembled, FOB Jasper, IN 47547, freight prepaid.** Freight class 100.

Specifications and prices are subject to change without prior notice.

Single Pedestal Desks
Bow Top Desk with Recessed Front

Single Pedestal Desks
Bow Top Desk with Recessed Front

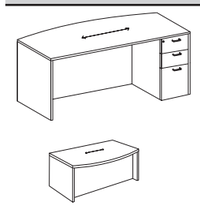

LISPD

Bow Top Desk-Right

- Bow top desk with recessed front
- Full modesty panel
- Locking right pedestal in box/box/file configuration
- Wire management from pedestal to kneespace
- Includes black utility tray in box drawer
- Left and right grommets are inset 6”
- Grommets are located 22-1/2” from user side
- Accepts optional center drawer, specified separately
- Silver locks standard with aluminum or chrome pulls; black locks standard with black pulls

		MODEL NUMBER											
Features	W x D x H	Basic Model	Work-surface Option	Worksurface Laminate Color	Base Laminate Color	Pull Option	Edge Style	Grommet/ Cutout Option	Grommet Color	Key Option	Approx. Packaged Weight	TFL	HPL
Right	72x36x30	LI683672BRP	☐☐	☐☐	☐☐	☐☐	Y	☐☐	☐☐	☐☐	320.0#	$ 2659	$ 2915

Ⓐ Ⓑ Ⓒ Ⓓ Ⓔ Ⓕ Ⓖ Ⓗ Ⓘ

HOW TO ORDER

Indicate the following information on order form:
1. Quantity of each item.
2. Model number, including options. See “How To Build a Model Number”.
3. Any special service required.

Note: • The ☐ indicates that a choice is required.
- The absence of the ☐ indicates that no choice is required.
- Alpha-numeric characters in place of ☐ indicate that no other alternatives are available.

HOW TO BUILD A MODEL NUMBER

Ⓐ Select basic model.

Ⓑ Select worksurface option.

TFL	- Thermally fused laminate
HPL	- High pressure laminate

Ⓒ Select worksurface laminate color.
Refer to the **Product Color Options** page in this price list.

Ⓓ Select base laminate color.
Refer to the **Product Color Options** page in this price list.

Ⓔ Select pull option.

AAV	- Aluminum Alcove
AAC	- Aluminum Arc
ABM	- Aluminum Beam
AFL	- Aluminum Flair
AQD	- Aluminum Quadra
BAC	- Black Arc
BBM	- Black Beam
BQD	- Black Quadra
CAV	- Chrome Alcove
CFL	- Chrome Flair

Ⓕ Select edge style.

Y	- Flat edge

Ⓖ Select worksurface grommet/cutout option.

NGRM	- No grommet
GL	- Grommet left; add $61
GR	- Grommet right; add $61
GC	- Grommet center; add $61
GLR	- Grommet left and right; add $120

Ⓗ Select grommet color.
Refer to the **Product Color Options** page in this price list.

Ⓘ Select key option.

NLC	- No lock core
KS	- Key standard

SPECIAL SERVICES

Special Carton Marking

With specially marked information	N/C

Shipping

Ships **assembled, FOB Jasper, IN 47547, freight prepaid.** Freight class 100.

Specifications and prices are subject to change without prior notice.

Single Pedestal Desks
Curved Top with Recessed Front

Single Pedestal Desks
Curved Top with Recessed Front

	Features	W x D x H	MODEL NUMBER Basic Model	Work-surface Option	Worksurface Laminate Color	Base Laminate Color	Pull Option	Edge Style	Grommet/ Cutout Option	Grommet Color	Key Option	Approx. Packaged Weight	TFL	HPL
	Left	30x72x42x30	LI684272CLP	□□□	□□□	□□□□	□□□	Y	□□□□□□	□□□	□□□	350.0#	$ 2863	$ 3133

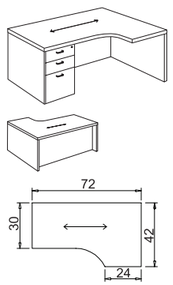

LISCD

Curved Top with Recessed Front-Left

- Rectangular desk with recessed front
- 30" deep on ped side; 42" deep opposite side
- Full modesty panel
- Locking left pedestal in box/box/file configuration
- Wire management from pedestal to kneespace
- Includes black utility tray in box drawer
- Accepts optional center drawer, specified separately
- Left and right grommets are inset 6"
- Grommets are located 22-1/2" from user side
- Silver locks standard with aluminum or chrome pulls; black locks standard with black pulls

Ⓐ Ⓑ Ⓒ Ⓓ Ⓔ Ⓕ Ⓖ Ⓗ Ⓘ

HOW TO ORDER

Indicate the following information on order form:
1. Quantity of each item.
2. Model number, including options. See "How To Build a Model Number".
3. Any special service required.

Note: • The □ indicates that a choice is required.
- The absence of the □ indicates that no choice is required.
- Alpha-numeric characters in place of □ indicate that no other alternatives are available.

HOW TO BUILD A MODEL NUMBER

Ⓐ Select basic model.

Ⓑ Select worksurface option.

TFL	- Thermally fused laminate
HPL	- High pressure laminate

Ⓒ Select worksurface laminate color.
Refer to the **Product Color Options** page in this price list.

Ⓓ Select base laminate color.
Refer to the **Product Color Options** page in this price list.

Ⓔ Select pull option.

AAV	- Aluminum Alcove
AAC	- Aluminum Arc
ABM	- Aluminum Beam
AFL	- Aluminum Flair
AQD	- Aluminum Quadra
BAC	- Black Arc
BBM	- Black Beam
BQD	- Black Quadra
CAV	- Chrome Alcove
CFL	- Chrome Flair

Ⓕ Select edge style.

Y	- Flat edge

Ⓖ Select worksurface grommet/cutout option.

NGRM	- No grommet
GL	- Grommet left; add $61
GR	- Grommet right; add $61
GC	- Grommet center; add $61
GLR	- Grommet left and right; add $120

Ⓗ Select grommet color.
Refer to the **Product Color Options** page in this price list.

Ⓘ Select key option.

NLC	- No lock core
KS	- Key standard

SPECIAL SERVICES

Special Carton Marking

With specially marked information N/C

Shipping

Ships **assembled, FOB Jasper, IN 47547, freight prepaid.** Freight class 100.

Specifications and prices are subject to change without prior notice.

Single Pedestal Desks
Curved Top with Recessed Front

Single Pedestal Desks
Curved Top with Recessed Front

			MODEL NUMBER												
	Features	**W x D x H**	Basic Model	Work-surface Option	Worksurface Laminate Color	Base Laminate Color	Pull Option	Edge Style	Grommet/ Cutout Option	Grommet Color	Key Option	Approx. Packaged Weight	TFL	HPL
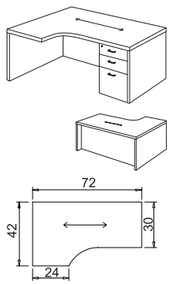	Right	30x72x42x30	LI684272CRP	□□□	□□□	□□□□	□□□	Y	□□□□□□	□□□	□□□	350.0#	$ 2863	$ 3133

LISCD

Rectangular Desk-Right

- Rectangular desk with recessed front
- 30” deep on ped side; 42” deep opposite side
- Full modesty panel
- Locking right pedestal in box/box/file configuration
- Wire management from pedestal to
- Includes black utility tray in box drawer
- Accepts optional center drawer, specified separately
- Left and right grommets are inset 6”
- Grommets are located 22-1/2” from user side
- Silver locks standard with aluminum or chrome pulls; black locks standard with black pulls

Ⓐ Ⓑ Ⓒ Ⓓ Ⓔ Ⓕ Ⓖ Ⓗ Ⓘ

HOW TO ORDER

Indicate the following information on order form:
1. Quantity of each item.
2. Model number, including options. See “How To Build a Model Number”.
3. Any special service required.

Note: • The □ indicates that a choice is required.
- The absence of the □ indicates that no choice is required.
- Alpha-numeric characters in place of □ indicate that no other alternatives are available.

HOW TO BUILD A MODEL NUMBER

Ⓐ Select basic model.

Ⓑ Select worksurface option.

TFL	- Thermally fused laminate
HPL	- High pressure laminate

Ⓒ Select worksurface laminate color.
Refer to the **Product Color Options** page in this price list.

Ⓓ Select base laminate color.
Refer to the **Product Color Options** page in this price list.

Ⓔ Select pull option.

AAV	- Aluminum Alcove
AAC	- Aluminum Arc
ABM	- Aluminum Beam
AFL	- Aluminum Flair
AQD	- Aluminum Quadra
BAC	- Black Arc
BBM	- Black Beam
BQD	- Black Quadra
CAV	- Chrome Alcove
CFL	- Chrome Flair

Ⓕ Select edge style.

Y	- Flat edge

Ⓖ Select worksurface grommet/cutout option.

NGRM	- No grommet
GL	- Grommet left; add $61
GR	- Grommet right; add $61
GC	- Grommet center; add $61
GLR	- Grommet left and right; add $120

Ⓗ Select grommet color.
Refer to the **Product Color Options** page in this price list.

Ⓘ Select key option.

NLC	- No lock core
KS	- Key standard

SPECIAL SERVICES

Special Carton Marking

With specially marked information N/C

Shipping

Ships **assembled, FOB Jasper, IN 47547, freight prepaid.** Freight class 100.

Specifications and prices are subject to change without prior notice.

Single Pedestal Desks
Curved Bow Top with Recessed Front

Single Pedestal Desks
Curved Bow Top with Recessed Front

			MODEL NUMBER												
	Features	D x W x D x H	Basic Model	Work-surface Option	Worksurface Laminate Color	Base Laminate Color	Pull Option	Edge Style	Grommet/ Cutout Option	Grommet Color	Key Option	Approx. Packaged Weight	TFL	HPL
	Left	30x72x48x30	LI684872CBLP	□□□	□□□	□□□□	□□□	Y	□□□□	□□□	□□□	365.0#	$ 3023	$ 3299

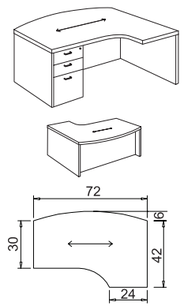

LISCD

Bow Top Desk-Left

- Curved bow top desk with recessed front
- Full modesty panel
- Locking left pedestal in box/box/file configuration
- Wire management from pedestal to kneespace
- Includes black utility tray in box drawer
- Accepts optional center drawer, specified separately
- Left and right grommets are inset 6”
- Grommets are located 22-1/2” from user side
- Silver locks standard with aluminum or chrome pulls; black locks standard with black pulls

Ⓐ Ⓑ Ⓒ Ⓓ Ⓔ Ⓕ Ⓖ Ⓗ Ⓘ

HOW TO ORDER

Indicate the following information on order form:
1. Quantity of each item.
2. Model number, including options. See “How To Build a Model Number”.
3. Any special service required.

Note: • The □ indicates that a choice is required.
- The absence of the □ indicates that no choice is required.
- Alpha-numeric characters in place of □ indicate that no other alternatives are available.

HOW TO BUILD A MODEL NUMBER

Ⓐ Select basic model.

Ⓑ Select worksurface option.

TFL	- Thermally fused laminate
HPL	- High pressure laminate

Ⓒ Select worksurface laminate color.
Refer to the **Product Color Options** page in this price list.

Ⓓ Select base laminate color.
Refer to the **Product Color Options** page in this price list.

Ⓔ Select pull option.

AAV	- Aluminum Alcove
AAC	- Aluminum Arc
ABM	- Aluminum Beam
AFL	- Aluminum Flair
AQD	- Aluminum Quadra
BAC	- Black Arc
BBM	- Black Beam
BQD	- Black Quadra
CAV	- Chrome Alcove
CFL	- Chrome Flair

Ⓕ Select edge style.

Y	- Flat edge

Ⓖ Select worksurface grommet/cutout option.

NGRM	- No grommet
GL	- Grommet left; add $61
GR	- Grommet right; add $61
GC	- Grommet center; add $61
GLR	- Grommet left and right; add $120

Ⓗ Select grommet color.
Refer to the **Product Color Options** page in this price list.

Ⓘ Select key option.

NLC	- No lock core
KS	- Key standard

SPECIAL SERVICES

Special Carton Marking

With specially marked information N/C

Shipping

Ships **assembled, FOB Jasper, IN 47547, freight prepaid.** Freight class 100.

Specifications and prices are subject to change without prior notice.

Single Pedestal Desks
Curved Bow Top with Recessed Front

Single Pedestal Desks
Curved Bow Top with Recessed Front

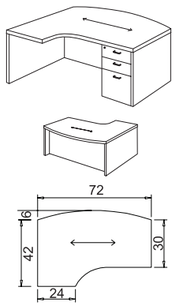

LISCD

Bow Top Desk-Right

- Curved bow top desk with recessed front
- 30" deep on ped side; 48" deep opposite side
- Full modesty panel
- Locking right pedestal in box/box/file configuration
- Wire management from pedestal to kneespace
- Includes black utility tray in box drawer
- Accepts optional center drawer, specified separately
- Left and right grommets are inset 6"
- Grommets are located 22-1/2" from user side
- Silver locks standard with aluminum or chrome pulls; black locks standard with black pulls

		MODEL NUMBER											
Features	**D x W x D x H**	Basic Model	Work-surface Option	Worksurface Laminate Color	Base Laminate Color	Pull Option	Edge Style	Grommet/ Cutout Option	Grommet Color	Key Option	Approx. Packaged Weight	TFL	HPL
		Ⓐ	Ⓑ	Ⓒ	Ⓓ	Ⓔ	Ⓕ	Ⓖ	Ⓗ	Ⓘ			
Right	30x72x48x30	LI684872CBRP	□□□	□□□	□□□□	□□□	Y	□□□□	□□□	□□□	365.0#	$ 3023	$ 3299

HOW TO ORDER

Indicate the following information on order form:
1. Quantity of each item.
2. Model number, including options. See "How To Build a Model Number".
3. Any special service required.

Note: • The □ indicates that a choice is required.
- The absence of the □ indicates that no choice is required.
- Alpha-numeric characters in place of □ indicate that no other alternatives are available.

HOW TO BUILD A MODEL NUMBER

Ⓐ Select basic model.

Ⓑ Select worksurface option.

TFL	- Thermally fused laminate
HPL	- High pressure laminate

Ⓒ Select worksurface laminate color.
Refer to the **Product Color Options** page in this price list.

Ⓓ Select base laminate color.
Refer to the **Product Color Options** page in this price list.

Ⓔ Select pull option.

AAV	- Aluminum Alcove
AAC	- Aluminum Arc
ABM	- Aluminum Beam
AFL	- Aluminum Flair
AQD	- Aluminum Quadra
BAC	- Black Arc
BBM	- Black Beam
BQD	- Black Quadra
CAV	- Chrome Alcove
CFL	- Chrome Flair

Ⓕ Select edge style.

Y	- Flat edge

Ⓖ Select worksurface grommet/cutout option.

NGRM	- No grommet
GL	- Grommet left; add $61
GR	- Grommet right; add $61
GC	- Grommet center; add $61
GLR	- Grommet left and right; add $120

Ⓗ Select grommet color.
Refer to the **Product Color Options** page in this price list.

Ⓘ Select key option.

NLC	- No lock core
KS	- Key standard

SPECIAL SERVICES

Special Carton Marking

With specially marked information N/C

Shipping

Ships **assembled, FOB Jasper, IN 47547, freight prepaid.** Freight class 100.

Specifications and prices are subject to change without prior notice.

Double Pedestal Desks

Rectangular with Stepped Front

Double Pedestal Desks
Rectangular with Stepped Front

		MODEL NUMBER												
	W x D x H	Basic Model	Work-surface Option	Worksurface Laminate Color	Base Laminate Color	Pull Option	Edge Style	Grommet/ Cutout Option	Grommet Color	Key Option	Approx. Packaged Weight	TFL	HPL
	72x36x30	LI683672DPS/LFULL	□□□	□□□	□□□□	□□□	Y	□□□□□□	□□□	□□□	425.0#	$ 3393	$ 3646

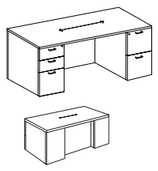

LIPED

Full Laminate Center Modesty Panel

- Rectangular top desk with stepped front
- Locking box/box/file in left pedestal; file/file right
- Wire management from pedestal to kneespace
- Includes black utility tray in box drawer
- Accepts optional center drawer, specified separately
- Left and right grommets are inset 6”
- Grommets are located 22-1/2” from user side
- Silver lock cores standard with aluminum or chrome pulls; black lock cores standard with black pulls

Ⓐ Ⓑ Ⓒ Ⓓ Ⓔ Ⓕ Ⓖ Ⓗ Ⓘ

HOW TO ORDER

Indicate the following information on order form:
1. Quantity of each item.
2. Model number, including options. See “How To Build a Model Number”.
3. Any special service required.

Note: • The □ indicates that a choice is required.
- The absence of the □ indicates that no choice is required.
- Alpha-numeric characters in place of □ indicate that no other alternatives are available.

HOW TO BUILD A MODEL NUMBER

Ⓐ Select basic model.

Ⓑ Select worksurface option.

TFL	- Thermally fused laminate
HPL	- High pressure laminate

Ⓒ Select worksurface laminate color.
Refer to the **Product Color Options** page in this price list.

Ⓓ Select base laminate color.
Refer to the **Product Color Options** page in this price list.

Ⓔ Select pull option.

AAV	- Aluminum Alcove
AAC	- Aluminum Arc
ABM	- Aluminum Beam
AFL	- Aluminum Flair
AQD	- Aluminum Quadra
BAC	- Black Arc
BBM	- Black Beam
BQD	- Black Quadra
CAV	- Chrome Alcove
CFL	- Chrome Flair

Ⓕ Select edge style.

Y	- Flat edge

Ⓖ Select worksurface grommet/cutout option.

NGRM	- No grommet
GL	- Grommet left; add $61
GR	- Grommet right; add $61
GC	- Grommet center; add $61
GLR	- Grommet left and right; add $120

Ⓗ Select grommet color.
Refer to the **Product Color Options** page in this price list.

Ⓘ Select key option.

NLC	- No lock core
KS	- Key standard

SPECIAL SERVICES

Special Carton Marking

With specially marked information	N/C

Shipping

Ships **assembled, FOB Jasper, IN 47547, freight prepaid.** Freight class 100.

Specifications and prices are subject to change without prior notice.

Double Pedestal Desks

Rectangular with Stepped Front

Double Pedestal Desks
Rectangular with Stepped Front

		MODEL NUMBER												
	W x D x H	Basic Model	Work-surface Option	Worksurface Laminate Color	Base Laminate Color	Pull Option	Edge Style	Grommet/ Cutout Option	Grommet Color	Key Option	Approx. Packaged Weight	TFL	HPL
	72x36x30	LI683672DPS/TMD	□□□	□□□	□□□□	□□□	Y	□□□□□□	□□□	□□□	425.0#	$ 3393	$ 3646
		Ⓐ	Ⓑ	Ⓒ	Ⓓ	Ⓔ	Ⓕ	Ⓖ	Ⓗ	Ⓘ			

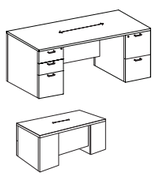

LIPED

3/4 Laminate Center Modesty Panel

- Rectangular top desk with stepped front
- Locking box/box/file in left pedestal; file/file right
- Wire management from pedestal to kneespace
- Includes black utility tray in box drawer
- Accepts optional center drawer, specified separately
- Left and right grommets are inset 6”
- Grommets are located 22-1/2” from user side
- Silver lock cores standard with aluminum or chrome pulls; black lock cores standard with black pulls

HOW TO ORDER

Indicate the following information on order form:
1. Quantity of each item.
2. Model number, including options. See “How To Build a Model Number”.
3. Any special service required.

Note: • The □ indicates that a choice is required.
- The absence of the □ indicates that no choice is required.
- Alpha-numeric characters in place of □ indicate that no other alternatives are available.

HOW TO BUILD A MODEL NUMBER

Ⓐ Select basic model.

Ⓑ Select worksurface option.

TFL	- Thermally fused laminate
HPL	- High pressure laminate

Ⓒ Select worksurface laminate color.
Refer to the **Product Color Options** page in this price list.

Ⓓ Select base laminate color.
Refer to the **Product Color Options** page in this price list.

Ⓔ Select pull option.

AAV	- Aluminum Alcove
AAC	- Aluminum Arc
ABM	- Aluminum Beam
AFL	- Aluminum Flair
AQD	- Aluminum Quadra
BAC	- Black Arc
BBM	- Black Beam
BQD	- Black Quadra
CAV	- Chrome Alcove
CFL	- Chrome Flair

Ⓕ Select edge style.

Y	- Flat edge

Ⓖ Select worksurface grommet/cutout option.

NGRM	- No grommet
GL	- Grommet left; add $61
GR	- Grommet right; add $61
GC	- Grommet center; add $61
GLR	- Grommet left and right; add $120

Ⓗ Select grommet color.
Refer to the **Product Color Options** page in this price list.

Ⓘ Select key option.

NLC	- No lock core
KS	- Key standard

SPECIAL SERVICES

Special Carton Marking

With specially marked information	N/C

Shipping

Ships **assembled, FOB Jasper, IN 47547, freight prepaid.** Freight class 100.

Specifications and prices are subject to change without prior notice.

Double Pedestal Desks

Rectangular with Stepped Front

Double Pedestal Desks

Rectangular with Stepped Front

	W x D x H	MODEL NUMBER Basic Model	Work-surface Option	Worksurface Laminate Color	Base Laminate Color	Pull Option	Edge Style	Grommet/ Cutout Option	Grommet Color	Key Option	Approx. Packaged Weight	TFL	HPL
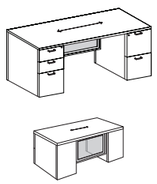	72x36x30	LI683672DPS/TSC	□□□	□□□	□□□□	□□□	Y	□□□□□□	□□□	□□□	425.0#	$ 3875	$ 4128

LIPED

3/4 Silver Framed Acrylic Center Modesty Panel

- Rectangular top desk with stepped front
- 3/4 height frosted acrylic modesty panel housed in silver finish frame
- Locking box/box/file in left pedestal; file/file right
- Wire management from pedestal to kneespace
- Includes black utility tray in box drawer
- Accepts optional center drawer, specified separately
- Left and right grommets are inset 6”
- Grommets are located 22-1/2” from user side
- Silver lock cores standard with aluminum or chrome pulls; black lock cores standard with black pulls

Ⓐ Ⓑ Ⓒ Ⓓ Ⓔ Ⓕ Ⓖ Ⓗ Ⓘ

HOW TO ORDER

Indicate the following information on order form:
1. Quantity of each item.
2. Model number, including options. See “How To Build a Model Number”.
3. Any special service required.

Note: • The □ indicates that a choice is required.
- The absence of the □ indicates that no choice is required.
- Alpha-numeric characters in place of □ indicate that no other alternatives are available.

HOW TO BUILD A MODEL NUMBER

Ⓐ Select basic model.

Ⓑ Select worksurface option.

TFL	- Thermally fused laminate
HPL	- High pressure laminate

Ⓒ Select worksurface laminate color.
Refer to the **Product Color Options** page in this price list.

Ⓓ Select base laminate color.
Refer to the **Product Color Options** page in this price list.

Ⓔ Select pull option.

AAV	- Aluminum Alcove
AAC	- Aluminum Arc
ABM	- Aluminum Beam
AFL	- Aluminum Flair
AQD	- Aluminum Quadra
BAC	- Black Arc
BBM	- Black Beam
BQD	- Black Quadra
CAV	- Chrome Alcove
CFL	- Chrome Flair

Ⓕ Select edge style.

Y	- Flat edge

Ⓖ Select worksurface grommet/cutout option.

NGRM	- No grommet
GL	- Grommet left; add $61
GR	- Grommet right; add $61
GC	- Grommet center; add $61
GLR	- Grommet left and right; add $120

Ⓗ Select grommet color.
Refer to the **Product Color Options** page in this price list.

Ⓘ Select key option.

NLC	- No lock core
KS	- Key standard

SPECIAL SERVICES

Special Carton Marking

With specially marked information	N/C

Shipping

Ships **assembled, FOB Jasper, IN 47547, freight prepaid.** Freight class 100.

Specifications and prices are subject to change without prior notice.

Double Pedestal Desks

Rectangular with Stepped Front

Double Pedestal Desks

Rectangular with Stepped Front

		MODEL NUMBER													
	W x D x H	Basic Model	Modesty Panel Color	Work-surface Option	Worksurface Laminate Color	Base Laminate Color	Pull Option	Edge Style	Grommet/ Cutout Option	Grommet Color	Key Option	Approx. Packaged Weight	TFL	HPL
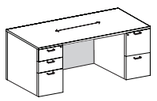	72x36x30	LI683672DPS/HGAF	□□□	□□□	□□□	□□□□	□□□	Y	□□	□□□	□□□	425.0#	$ 5015	$ 5267

LIPED

Full High-Gloss Acrylic Center Modesty Panel

- Rectangular top desk with stepped front
- Locking box/box/file in left pedestal; file/file right
- Wire management from pedestal to kneespace
- Includes black utility tray in box drawer
- Accepts optional center drawer, specified separately
- Left and right grommets are inset 6”
- Grommets are located 22-1/2” from user side
- Silver lock cores standard with aluminum or chrome pulls; black lock cores standard with black pulls

Ⓐ Ⓑ Ⓒ Ⓓ Ⓔ Ⓕ Ⓖ Ⓗ Ⓘ Ⓙ

HOW TO ORDER

Indicate the following information on order form:
1. Quantity of each item.
2. Model number, including options. See “How To Build a Model Number”.
3. Any special service required.

Note: • The □ indicates that a choice is required.
- The absence of the □ indicates that no choice is required.
- Alpha-numeric characters in place of □ indicate that no other alternatives are available.

HOW TO BUILD A MODEL NUMBER

Ⓐ Select basic model.

Ⓑ Select acrylic modesty panel color.
Refer to the **Product Color Options** page in this price list.

Ⓒ Select worksurface option.

TFL	- Thermally fused laminate
HPL	- High pressure laminate

Ⓓ Select worksurface laminate color.
Refer to the **Product Color Options** page in this price list.

Ⓔ Select base laminate color.
Refer to the **Product Color Options** page in this price list.

Ⓕ Select pull option.

AAV	- Aluminum Alcove
AAC	- Aluminum Arc
ABM	- Aluminum Beam
AFL	- Aluminum Flair
AQD	- Aluminum Quadra
BAC	- Black Arc
BBM	- Black Beam
BQD	- Black Quadra
CAV	- Chrome Alcove
CFL	- Chrome Flair

Ⓖ Select edge style.

Y	- Flat edge

Ⓗ Select worksurface grommet/cutout option.

NGRM	- No grommet
GL	- Grommet left; add $61
GR	- Grommet right; add $61
GC	- Grommet center; add $61
GLR	- Grommet left and right; add $120

Ⓘ Select grommet color.
Refer to the **Product Color Options** page in this price list.

Ⓙ Select key option.

NLC	- No lock core
KS	- Key standard

SPECIAL SERVICES

Special Carton Marking

With specially marked information	N/C

Shipping

Ships **assembled, FOB Jasper, IN 47547, freight prepaid.** Freight class 100.

Specifications and prices are subject to change without prior notice.

Double Pedestal Desks

Bow Top with Stepped Front

Double Pedestal Desks

Bow Top with Stepped Front

	W x D x H	MODEL NUMBER Basic Model	Work-surface Option	Worksurface Laminate Color	Base Laminate Color	Pull Option	Edge Style	Grommet/ Cutout Option	Grommet Color	Key Option	Approx. Packaged Weight	TFL	HPL
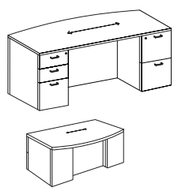	72x36x30	LI683672BDPS/LFULL	□□□	□□□	□□□□	□□□	Y	□□□□□□	□□□	□□□	410.0#	$ 3142	$ 3401

LIPED

Full Laminate Center Modesty Panel

- Bow top desk with stepped front
- Locking box/box/file in left pedestal; file/file right
- Wire management from pedestal to kneespace
- Includes black utility tray in box drawer
- Accepts optional center drawer, specified separately
- Left and right grommets are inset 6”
- Grommets are located 22-1/2” from user side
- Silver lock cores standard with aluminum or chrome pulls; black lock cores standard with black pulls

Ⓐ Ⓑ Ⓒ Ⓓ Ⓔ Ⓕ Ⓖ Ⓗ Ⓘ

HOW TO ORDER

Indicate the following information on order form:
1. Quantity of each item.
2. Model number, including options. See “How To Build a Model Number”.
3. Any special service required.

Note: • The □ indicates that a choice is required.
- The absence of the □ indicates that no choice is required.
- Alpha-numeric characters in place of □ indicate that no other alternatives are available.

HOW TO BUILD A MODEL NUMBER

Ⓐ Select basic model.

Ⓑ Select worksurface option.

TFL	- Thermally fused laminate
HPL	- High pressure laminate

Ⓒ Select worksurface laminate color.
Refer to the **Product Color Options** page in this price list.

Ⓓ Select base laminate color.
Refer to the **Product Color Options** page in this price list.

Ⓔ Select pull option.

AAV	- Aluminum Alcove
AAC	- Aluminum Arc
ABM	- Aluminum Beam
AFL	- Aluminum Flair
AQD	- Aluminum Quadra
BAC	- Black Arc
BBM	- Black Beam
BQD	- Black Quadra
CAV	- Chrome Alcove
CFL	- Chrome Flair

Ⓕ Select edge style.

Y	- Flat edge

Ⓖ Select worksurface grommet/cutout option.

NGRM	- No grommet
GL	- Grommet left; add $61
GR	- Grommet right; add $61
GC	- Grommet center; add $61
GLR	- Grommet left and right; add $120

Ⓗ Select grommet color.
Refer to the **Product Color Options** page in this price list.

Ⓘ Select key option.

NLC	- No lock core
KS	- Key standard

SPECIAL SERVICES

Special Carton Marking

With specially marked information	N/C

Shipping

Ships **assembled, FOB Jasper, IN 47547, freight prepaid.** Freight class 100.

Specifications and prices are subject to change without prior notice.

Double Pedestal Desks
Bow Top with Stepped Front

Double Pedestal Desks
Bow Top with Stepped Front

	W x D x H	MODEL NUMBER Basic Model	Work-surface Option	Worksurface Laminate Color	Base Laminate Color	Pull Option	Edge Style	Grommet/ Cutout Option	Grommet Color	Key Option	Approx. Packaged Weight	TFL	HPL
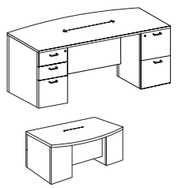	72x36x30	LI683672BDPS/TMD	□□□	□□□	□□□□	□□□	Y	□□□□□□	□□□	□□□	410.0#	$ 3142	$ 3401

LIPED

3/4 Laminate Center Modesty Panel

- Bow top desk with stepped front
- Locking box/box/file in left pedestal; file/file right
- Wire management from pedestal to kneespace
- Includes black utility tray in box drawer
- Accepts optional center drawer, specified separately
- Left and right grommets are inset 6”
- Grommets are located 22-1/2” from user side
- Silver lock cores standard with aluminum or chrome pulls; black lock cores standard with black pulls

Ⓐ Ⓑ Ⓒ Ⓓ Ⓔ Ⓕ Ⓖ Ⓗ Ⓘ

HOW TO ORDER

Indicate the following information on order form:
1. Quantity of each item.
2. Model number, including options. See “How To Build a Model Number”.
3. Any special service required.

Note: • The □ indicates that a choice is required.
- The absence of the □ indicates that no choice is required.
- Alpha-numeric characters in place of □ indicate that no other alternatives are available.

HOW TO BUILD A MODEL NUMBER

Ⓐ Select basic model.

Ⓑ Select worksurface option.

TFL	- Thermally fused laminate
HPL	- High pressure laminate

Ⓒ Select worksurface laminate color.
Refer to the **Product Color Options** page in this price list.

Ⓓ Select base laminate color.
Refer to the **Product Color Options** page in this price list.

Ⓔ Select pull option.

AAV	- Aluminum Alcove
AAC	- Aluminum Arc
ABM	- Aluminum Beam
AFL	- Aluminum Flair
AQD	- Aluminum Quadra
BAC	- Black Arc
BBM	- Black Beam
BQD	- Black Quadra
CAV	- Chrome Alcove
CFL	- Chrome Flair

Ⓕ Select edge style.

Y	- Flat edge

Ⓖ Select worksurface grommet/cutout option.

NGRM	- No grommet
GL	- Grommet left; add $61
GR	- Grommet right; add $61
GC	- Grommet center; add $61
GLR	- Grommet left and right; add $120

Ⓗ Select grommet color.
Refer to the **Product Color Options** page in this price list.

Ⓘ Select key option.

NLC	- No lock core
KS	- Key standard

SPECIAL SERVICES

Special Carton Marking

With specially marked information	N/C

Shipping

Ships **assembled, FOB Jasper, IN 47547, freight prepaid.** Freight class 100.

Specifications and prices are subject to change without prior notice.

Double Pedestal Desks
Bow Top with Stepped Front

Double Pedestal Desks
Bow Top with Stepped Front

		MODEL NUMBER												
	W x D x H	Basic Model	Work-surface Option	Worksurface Laminate Color	Base Laminate Color	Pull Option	Edge Style	Grommet/ Cutout Option	Grommet Color	Key Option	Approx. Packaged Weight	TFL	HPL
	72x36x30	LI683672BDPS/TSC	☐☐☐	☐☐☐	☐☐	☐☐☐	Y	☐☐☐☐☐☐	☐☐☐	☐☐☐	410.0#	$ 3624	$ 3883

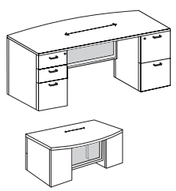

LIPED

3/4 Silver Framed Acrylic Center Modesty Panel

- Bow top desk with stepped front
- Locking box/box/file in left pedestal; file/file right
- Wire management from pedestal to kneespace
- Includes black utility tray in box drawer
- Accepts optional center drawer, specified separately
- Left and right grommets are inset 6”
- Grommets are located 22-1/2” from user side
- Silver lock cores standard with aluminum or chrome pulls; black lock cores standard with black pulls

Ⓐ Ⓑ Ⓒ Ⓓ Ⓔ Ⓕ Ⓖ Ⓗ Ⓘ

HOW TO ORDER

Indicate the following information on order form:
1. Quantity of each item.
2. Model number, including options. See “How To Build a Model Number”.
3. Any special service required.

Note: • The ☐ indicates that a choice is required.
- The absence of the ☐ indicates that no choice is required.
- Alpha-numeric characters in place of ☐ indicate that no other alternatives are available.

HOW TO BUILD A MODEL NUMBER

Ⓐ Select basic model.

Ⓑ Select worksurface option.

TFL	- Thermally fused laminate
HPL	- High pressure laminate

Ⓒ Select worksurface laminate color.
Refer to the **Product Color Options** page in this price list.

Ⓓ Select base laminate color.
Refer to the **Product Color Options** page in this price list.

Ⓔ Select pull option.

AAV	- Aluminum Alcove
AAC	- Aluminum Arc
ABM	- Aluminum Beam
AFL	- Aluminum Flair
AQD	- Aluminum Quadra
BAC	- Black Arc
BBM	- Black Beam
BQD	- Black Quadra
CAV	- Chrome Alcove
CFL	- Chrome Flair

Ⓕ Select edge style.

Y	- Flat edge

Ⓖ Select worksurface grommet/cutout option.

NGRM	- No grommet
GL	- Grommet left; add $61
GR	- Grommet right; add $61
GC	- Grommet center; add $61
GLR	- Grommet left and right; add $120

Ⓗ Select grommet color.
Refer to the **Product Color Options** page in this price list.

Ⓘ Select key option.

NLC	- No lock core
KS	- Key standard

SPECIAL SERVICES

Special Carton Marking

With specially marked information N/C

Shipping

Ships **assembled, FOB Jasper, IN 47547, freight prepaid.** Freight class 100.

Specifications and prices are subject to change without prior notice.

Double Pedestal Desks

Bow Top with Stepped Front

Double Pedestal Desks

Bow Top with Stepped Front

		MODEL NUMBER													
	W x D x H	Basic Model	Modesty Panel Color	Work-surface Option	Worksurface Laminate Color	Base Laminate Color	Pull Option	Edge Style	Grommet/ Cutout Option	Grommet Color	Key Option	Approx. Packaged Weight	TFL	HPL
	72x36x30	LI683672BDPS/HGAF	□□□	□□□	□□□	□□	□□□	Y	□□□□	□□□	□□□	410.0#	$ 4764	$ 5023

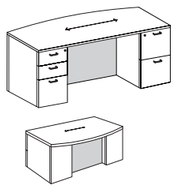

LIPED

Full High-Gloss Acrylic Modesty Panel

- Bow top desk with stepped front
- Locking box/box/file in left pedestal; file/file right
- Wire management from pedestal to kneespace
- Includes black utility tray in box drawer
- Accepts optional center drawer, specified separately
- Left and right grommets are inset 6”
- Grommets are located 22-1/2” from user side
- Silver lock cores standard with aluminum or chrome pulls; black lock cores standard with black pulls

Ⓐ Ⓑ Ⓒ Ⓓ Ⓔ Ⓕ Ⓖ Ⓗ Ⓘ Ⓙ

HOW TO ORDER

Indicate the following information on order form:
1. Quantity of each item.
2. Model number, including options. See “How To Build a Model Number”.
3. Any special service required.

Note: • The □ indicates that a choice is required.
- The absence of the □ indicates that no choice is required.
- Alpha-numeric characters in place of □ indicate that no other alternatives are available.

HOW TO BUILD A MODEL NUMBER

Ⓐ Select basic model.

Ⓑ Select acrylic modesty panel color.
Refer to the **Product Color Options** page in this price list.

Ⓒ Select worksurface option.

TFL	- Thermally fused laminate
HPL	- High pressure laminate

Ⓓ Select worksurface laminate color.
Refer to the **Product Color Options** page in this price list.

Ⓔ Select base laminate color.
Refer to the **Product Color Options** page in this price list.

Ⓕ Select pull option.

AAV	- Aluminum Alcove
AAC	- Aluminum Arc
ABM	- Aluminum Beam
AFL	- Aluminum Flair
AQD	- Aluminum Quadra
BAC	- Black Arc
BBM	- Black Beam
BQD	- Black Quadra
CAV	- Chrome Alcove
CFL	- Chrome Flair

Ⓖ Select edge style.

Y	- Flat edge

Ⓗ Select worksurface grommet/cutout option.

NGRM	- No grommet
GL	- Grommet left; add $61
GR	- Grommet right; add $61
GC	- Grommet center; add $61
GLR	- Grommet left and right; add $120

Ⓘ Select grommet color.
Refer to the **Product Color Options** page in this price list.

Ⓙ Select key option.

NLC	- No lock core
KS	- Key standard

SPECIAL SERVICES

Special Carton Marking

With specially marked information	N/C

Shipping

Ships **assembled, FOB Jasper, IN 47547, freight prepaid.** Freight class 100.

Specifications and prices are subject to change without prior notice.

Double Pedestal Desks
Rectangular with Recessed Front

Double Pedestal Desks
Rectangular with Recessed Front

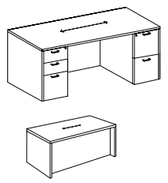

LIPED

Rectangular Desk

- Rectangular top desk with recessed front
- Full modesty panel
- Locking box/box/file in left pedestal; file/file right
- Wire management from pedestal to kneespace
- Includes black utility tray in box drawer
- Accepts optional center drawer, specified separately
- Left and right grommets are inset 6”
- Grommets are located 22-1/2” from user side
- Silver lock cores standard with aluminum or chrome pulls; black lock cores standard with black pulls

	MODEL NUMBER											
W x D x H	Basic Model	Work-surface Option	Worksurface Laminate Color	Base Laminate Color	Pull Option	Edge Style	Grommet/ Cutout Option	Grommet Color	Key Option	Approx. Packaged Weight	TFL	HPL
		Ⓐ	Ⓑ	Ⓒ	Ⓓ	Ⓔ	Ⓕ	Ⓖ	Ⓗ	Ⓘ		
60x30x30	LI683060DP	□□□	□□□	□□□□	□□□	Y	□□□□	□□□	□□□	358.0#	$ 2342	$ 2600
66x30x30	LI683066DP	□□□	□□□	□□□□	□□□	Y	□□□□	□□□	□□□	390.0#	2449	2674
72x30x30	LI683072DP	□□□	□□□	□□□□	□□□	Y	□□□□	□□□	□□□	410.0#	2541	2773
72x36x30	LI683672DP	□□□	□□□	□□□□	□□□	Y	□□□□	□□□	□□□	425.0#	2632	2882

HOW TO ORDER

Indicate the following information on order form:
1. Quantity of each item.
2. Model number, including options. See “How To Build a Model Number”.
3. Any special service required.

Note: • The □ indicates that a choice is required.
- The absence of the □ indicates that no choice is required.
- Alpha-numeric characters in place of □ indicate that no other alternatives are available.

HOW TO BUILD A MODEL NUMBER

Ⓐ Select basic model.

Ⓑ Select worksurface option.

TFL	- Thermally fused laminate
HPL	- High pressure laminate

Ⓒ Select worksurface laminate color.
Refer to the **Product Color Options** page in this price list.

Ⓓ Select base laminate color.
Refer to the **Product Color Options** page in this price list.

Ⓔ Select pull option.

AAV	- Aluminum Alcove
AAC	- Aluminum Arc
ABM	- Aluminum Beam
AFL	- Aluminum Flair
AQD	- Aluminum Quadra
BAC	- Black Arc
BBM	- Black Beam
BQD	- Black Quadra
CAV	- Chrome Alcove
CFL	- Chrome Flair

Ⓕ Select edge style.

Y	- Flat edge

Ⓖ Select worksurface grommet/cutout option.

NGRM	- No grommet
GL	- Grommet left; add $61
GR	- Grommet right; add $61
GC	- Grommet center; add $61
GLR	- Grommet left and right; add $120

Ⓗ Select grommet color.
Refer to the **Product Color Options** page in this price list.

Ⓘ Select key option.

NLC	- No lock core
KS	- Key standard

SPECIAL SERVICES

Special Carton Marking

With specially marked information	N/C

Shipping

Ships **assembled, FOB Jasper, IN 47547, freight prepaid.** Freight class 100.

Specifications and prices are subject to change without prior notice.

Double Pedestal Desks

Bow Top with Recessed Front

Double Pedestal Desks
Bow Top with Recessed Front

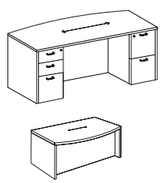

LIPED

Bow Top Desk

- Bow top desk with recessed front
- Locking box/box/file in left pedestal; file/file right
- Wire management from pedestal to kneespace
- Includes black utility tray in box drawer
- Accepts optional center drawer, specified separately
- Left and right grommets are inset 6”
- Grommets are located 22-1/2” from user side
- Silver lock cores standard with aluminum or chrome pulls; black lock cores standard with black pulls

	MODEL NUMBER											
W x D x H	Basic Model	Work-surface Option	Worksurface Laminate Color	Base Laminate Color	Pull Option	Edge Style	Grommet/ Cutout Option	Grommet Color	Key Option	Approx. Packaged Weight	TFL	HPL
66x36x30	LI683666BDP	□□□	□□□	□□□□	□□□	Y	□□□□	□□□	□□□	380.0#	$ 2907	$ 3200
72x36x30	LI683672BDP	□□□	□□□	□□□□	□□□	Y	□□□□	□□□	□□□	410.0#	3018	3273

Ⓐ Ⓑ Ⓒ Ⓓ Ⓔ Ⓕ Ⓖ Ⓗ Ⓘ

HOW TO ORDER

Indicate the following information on order form:
1. Quantity of each item.
2. Model number, including options. See “How To Build a Model Number”.
3. Any special service required.

Note: • The □ indicates that a choice is required.
- The absence of the □ indicates that no choice is required.
- Alpha-numeric characters in place of □ indicate that no other alternatives are available.

HOW TO BUILD A MODEL NUMBER

Ⓐ Select basic model.

Ⓑ Select worksurface option.

TFL	- Thermally fused laminate
HPL	- High pressure laminate

Ⓒ Select worksurface laminate color.
Refer to the **Product Color Options** page in this price list.

Ⓓ Select base laminate color.
Refer to the **Product Color Options** page in this price list.

Ⓔ Select pull option.

AAV	- Aluminum Alcove
AAC	- Aluminum Arc
ABM	- Aluminum Beam
AFL	- Aluminum Flair
AQD	- Aluminum Quadra
BAC	- Black Arc
BBM	- Black Beam
BQD	- Black Quadra
CAV	- Chrome Alcove
CFL	- Chrome Flair

Ⓕ Select edge style.

Y	- Flat edge

Ⓖ Select worksurface grommet/cutout option.

NGRM	- No grommet
GL	- Grommet left; add $61
GR	- Grommet right; add $61
GC	- Grommet center; add $61
GLR	- Grommet left and right; add $120

Ⓗ Select grommet color.
Refer to the **Product Color Options** page in this price list.

Ⓘ Select key option.

NLC	- No lock core
KS	- Key standard

SPECIAL SERVICES

Special Carton Marking

With specially marked information	N/C

Shipping

Ships **assembled, FOB Jasper, IN 47547, freight prepaid.** Freight class 100.

Specifications and prices are subject to change without prior notice.

D-Top Desks

D-Top Desks

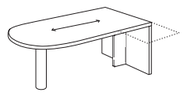

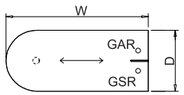

LIPDD

No Modesty-Left

- End panel support
- 4-1/2" metal cylinder base
- Not for use in freestanding applications
- Grommets are inset 12" from approach and seated side and 6" from edge

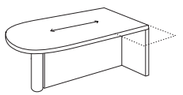

LIPDD

Full Laminate Modesty-Left

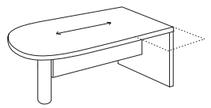

LIPDD

Half Laminate Modesty-Left

	Features	W x D x H	MODEL NUMBER Basic Model	Work-surface Option	Worksurface Laminate Color	Base Laminate Color	Leg Color	Edge Style	Grommet/ Cutout Option	Grommet Color	Approx. Packaged Weight	TFL	HPL
	Left	66x30x30	LI663066DUL/NOMOD	□□	□□	□□	□□	Y	□□	□□	146.0#	$ 1786	$ 2227
	Left	72x30x30	LI663072DUL/NOMOD	□□	□□	□□	□□	Y	□□	□□	160.0#	1871	2324
	Left	84x30x30	LI663084DUL/NOMOD	□□	□□	□□	□□	Y	□□	□□	190.0#	2197	2710
	Left	72x36x30	LI663672DUL/NOMOD	□□	□□	□□	□□	Y	□□	□□	160.0#	1931	2392
	Left	84x36x30	LI663684DUL/NOMOD	□□	□□	□□	□□	Y	□□	□□	187.0#	2268	2839
	Left	66x30x30	LI663066DUL/FMD	□□	□□	□□	□□	Y	□□	□□	146.0#	$ 1916	$ 2355
	Left	72x30x30	LI663072DUL/FMD	□□	□□	□□	□□	Y	□□	□□	160.0#	2015	2468
	Left	84x30x30	LI663084DUL/FMD	□□	□□	□□	□□	Y	□□	□□	190.0#	2355	2869
	Left	72x36x30	LI663672DUL/FMD	□□	□□	□□	□□	Y	□□	□□	160.0#	2075	2536
	Left	84x36x30	LI663684DUL/FMD	□□	□□	□□	□□	Y	□□	□□	187.0#	2428	2999
	Left	66x30x30	LI663066DUL/HMD	□□	□□	□□	□□	Y	□□	□□	146.0#	$ 1854	$ 2293
	Left	72x30x30	LI663072DUL/HMD	□□	□□	□□	□□	Y	□□	□□	160.0#	1948	2400
	Left	84x30x30	LI663084DUL/HMD	□□	□□	□□	□□	Y	□□	□□	190.0#	2282	2795
	Left	72x36x30	LI663672DUL/HMD	□□	□□	□□	□□	Y	□□	□□	160.0#	2009	2469
	Left	84x36x30	LI663684DUL/HMD	□□	□□	□□	□□	Y	□□	□□	187.0#	2354	2925
				Ⓑ	Ⓒ	Ⓓ	Ⓔ	Ⓕ	Ⓖ	Ⓗ			
				Ⓐ									

HOW TO ORDER

Indicate the following information on order form:
1. Quantity of each item.
2. Model number, including options. See "How To Build a Model Number".
3. Any special service required.

Note: • The □ indicates that a choice is required.
• The absence of the □ indicates that no choice is required.
• Alpha-numeric characters in place of □ indicate that no other alternatives are available.

HOW TO BUILD A MODEL NUMBER

Ⓐ Select basic model.

Ⓑ Select worksurface option.

TFL	- Thermally fused laminate
HPL	- High pressure laminate

Ⓒ Select worksurface laminate color.
Refer to the **Product Color Options** page in this price list.

Ⓓ Select base laminate color.
Refer to the **Product Color Options** page in this price list.

Ⓔ Select leg color.
Refer to the **Product Color Options** page in this price list.

Ⓕ Select edge style.

Y	- Flat edge

Ⓖ Select worksurface grommet option.

NGRM	- No grommet
GAR	- Grommet approach side right; add $61
GSR	- Grommet seated side right; add $61

Ⓗ Select grommet color.
Refer to the **Product Color Options** page in this price list.

SPECIAL SERVICES

Special Carton Marking

With specially marked information N/C

Shipping

Ships **assembled, FOB Jasper, IN 47547, freight prepaid.** Freight class 100.

Specifications and prices are subject to change without prior notice.

D-Top Desks

D-Top Desks

	Features	W x D x H	MODEL NUMBER Basic Model	Modesty Panel Color	Work-surface Option	Worksurface Laminate Color	Base Laminate Color	Leg Color	Edge Style	Grommet/ Cutout Option	Grommet Color	Approx. Packaged Weight	TFL	HPL
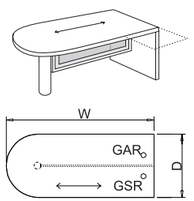 LIPDD **Half Metallic Framed Acrylic Modesty-Left** • End panel support • 4-1/2" metal cylinder base • Not for use in freestanding applications • Grommets are inset 12" from approach and seated side and 6" from edge	Left	66x30x30	LI663066DUL/HSC		□□	□□	□□	□□	Y	□□	□□	146.0#	$ 2213	$ 2653
	Left	72x30x30	LI663072DUL/HSC		□□	□□	□□	□□	Y	□□	□□	160.0#	2350	2801
	Left	84x30x30	LI663084DUL/HSC		□□	□□	□□	□□	Y	□□	□□	190.0#	2732	3245
	Left	72x36x30	LI663672DUL/HSC		□□	□□	□□	□□	Y	□□	□□	160.0#	2409	2870
	Left	84x36x30	LI663684DUL/HSC		□□	□□	□□	□□	Y	□□	□□	187.0#	2805	3374
LIPDD **Half High-Gloss Acrylic Modesty-Left**	Left	66x30x30	LI663066DUL/HGAH	□□	□□	□□	□□	□□	Y	□□	□□	146.0#	$ 2828	$ 3268
	Left	72x30x30	LI663072DUL/HGAH	□□	□□	□□	□□	□□	Y	□□	□□	160.0#	2912	3364
	Left	84x30x30	LI663084DUL/HGAH	□□	□□	□□	□□	□□	Y	□□	□□	190.0#	3238	3751
	Left	72x36x30	LI663672DUL/HGAH	□□	□□	□□	□□	□□	Y	□□	□□	160.0#	2973	3432
	Left	84x36x30	LI663684DUL/HGAH	□□	□□	□□	□□	□□	Y	□□	□□	187.0#	3310	3880
			Ⓐ	Ⓑ	Ⓒ	Ⓓ	Ⓔ	Ⓕ	Ⓖ	Ⓗ	Ⓘ			

HOW TO ORDER

Indicate the following information on order form:
1. Quantity of each item.
2. Model number, including options. See "How To Build a Model Number".
3. Any special service required.

Note: • The □ indicates that a choice is required.
• The absence of the □ indicates that no choice is required.
• Alpha-numeric characters in place of □ indicate that no other alternatives are available.

HOW TO BUILD A MODEL NUMBER

Ⓐ Select basic model.

Ⓑ Select acrylic modesty panel color.
Refer to the **Product Color Options** page in this price list.

Ⓒ Select worksurface option.

TFL	- Thermally fused laminate
HPL	- High pressure laminate

Ⓓ Select worksurface laminate color.
Refer to the **Product Color Options** page in this price list.

Ⓔ Select base laminate color.
Refer to the **Product Color Options** page in this price list.

Ⓕ Select leg color.
Refer to the **Product Color Options** page in this price list.

Ⓖ Select edge style.

Y	- Flat edge

Ⓗ Select worksurface grommet option.

NGRM	- No grommet
GAR	- Grommet approach side right; add $61
GSR	- Grommet seated side right; add $61

Ⓘ Select grommet color.
Refer to the **Product Color Options** page in this price list.

SPECIAL SERVICES

Special Carton Marking

With specially marked information	N/C

Shipping

Ships **assembled, FOB Jasper, IN 47547, freight prepaid.** Freight class 100.

Specifications and prices are subject to change without prior notice.

	Features	W x D x H	MODEL NUMBER Basic Model	Work-surface Option	Worksurface Laminate Color	Base Laminate Color	Leg Color	Edge Style	Grommet/ Cutout Option	Grommet Color	Approx. Packaged Weight	TFL	HPL
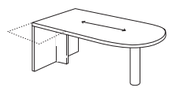 LIPDD **No Modesty-Right** • End panel support • 4-1/2" metal cylinder base • Not for use in freestanding applications • Grommets are inset 12" from approach and seated side and 6" from edge	Right	66x30x30	LI663066DUR/NOMOD	□□	□□	□□	□□	Y	□□	□□	146.0#	$ 1786	$ 2227
	Right	72x30x30	LI663072DUR/NOMOD	□□	□□	□□	□□	Y	□□	□□	160.0#	1871	2324
	Right	84x30x30	LI663084DUR/NOMOD	□□	□□	□□	□□	Y	□□	□□	190.0#	2197	2710
	Right	72x36x30	LI663672DUR/NOMOD	□□	□□	□□	□□	Y	□□	□□	160.0#	1931	2392
	Right	84x36x30	LI663684DUR/NOMOD	□□	□□	□□	□□	Y	□□	□□	187.0#	2268	2839
 LIPDD **Full Laminate Modesty-Right**	Right	66x30x30	LI663066DUR/FMD	□□	□□	□□	□□	Y	□□	□□	146.0#	$ 1916	$ 2355
	Right	72x30x30	LI663072DUR/FMD	□□	□□	□□	□□	Y	□□	□□	160.0#	2015	2468
	Right	84x30x30	LI663084DUR/FMD	□□	□□	□□	□□	Y	□□	□□	190.0#	2355	2869
	Right	72x36x30	LI663672DUR/FMD	□□	□□	□□	□□	Y	□□	□□	160.0#	2075	2536
	Right	84x36x30	LI663684DUR/FMD	□□	□□	□□	□□	Y	□□	□□	187.0#	2428	2999
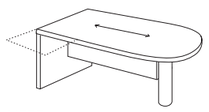 LIPDD **Half Laminate Modesty-Right**	Right	66x30x30	LI663066DUR/HMD	□□	□□	□□	□□	Y	□□	□□	146.0#	$ 1854	$ 2293
	Right	72x30x30	LI663072DUR/HMD	□□	□□	□□	□□	Y	□□	□□	160.0#	1948	2400
	Right	84x30x30	LI663084DUR/HMD	□□	□□	□□	□□	Y	□□	□□	190.0#	2282	2795
	Right	72x36x30	LI663672DUR/HMD	□□	□□	□□	□□	Y	□□	□□	160.0#	2009	2469
	Right	84x36x30	LI663684DUR/HMD	□□	□□	□□	□□	Y	□□	□□	187.0#	2354	2925
				Ⓐ	Ⓑ	Ⓒ	Ⓓ	Ⓔ	Ⓕ	Ⓖ	Ⓗ		

HOW TO ORDER

Indicate the following information on order form:
1. Quantity of each item.
2. Model number, including options. See "How To Build a Model Number".
3. Any special service required.

Note: • The □ indicates that a choice is required.
• The absence of the □ indicates that no choice is required.
• Alpha-numeric characters in place of □ indicate that no other alternatives are available.

HOW TO BUILD A MODEL NUMBER

Ⓐ Select basic model.

Ⓑ Select worksurface option.

TFL	- Thermally fused laminate
HPL	- High pressure laminate

Ⓒ Select worksurface laminate color.
Refer to the **Product Color Options** page in this price list.

Ⓓ Select base laminate color.
Refer to the **Product Color Options** page in this price list.

Ⓔ Select leg color.
Refer to the **Product Color Options** page in this price list.

Ⓕ Select edge style.

Y	- Flat edge

Ⓖ Select worksurface grommet option.

NGRM	- No grommet
GAL	- Grommet approach side left; add $61
GSL	- Grommet seated side left; add $61

Ⓗ Select grommet color.
Refer to the **Product Color Options** page in this price list.

SPECIAL SERVICES

Special Carton Marking

With specially marked information N/C

Shipping

Ships **assembled, FOB Jasper, IN 47547, freight prepaid.** Freight class 100.

Specifications and prices are subject to change without prior notice.

D-Top Desks

D-Top Desks

	Features	W x D x H	MODEL NUMBER Basic Model	Modesty Panel Color	Work-surface Option	Worksurface Laminate Color	Base Laminate Color	Leg Color	Edge Style	Grommet/ Cutout Option	Grommet Color	Approx. Packaged Weight	TFL	HPL
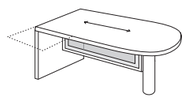 LIPDD **Half Metallic Framed Acrylic Modesty-Right** • End panel support • 4-1/2" metal cylinder base • Not for use in freestanding applications • Grommets are inset 12" from approach and seated side and 6" from edge	Right	66x30x30	LI663066DUR/HSC		□□	□□	□□	□□	Y	□□	□□	146.0#	$ 2213	$ 2653
	Right	72x30x30	LI663072DUR/HSC		□□	□□	□□	□□	Y	□□	□□	160.0#	2350	2801
	Right	84x30x30	LI663084DUR/HSC		□□	□□	□□	□□	Y	□□	□□	190.0#	2732	3245
	Right	72x36x30	LI663672DUR/HSC		□□	□□	□□	□□	Y	□□	□□	160.0#	2409	2870
	Right	84x36x30	LI663684DUR/HSC		□□	□□	□□	□□	Y	□□	□□	187.0#	2805	3374
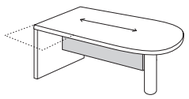 LIPDD **Half High-Gloss Acrylic Modesty-Right**	Right	66x30x30	LI663066DUR/HGAH	□□	□□	□□	□□	□□	Y	□□	□□	146.0#	$ 2828	$ 3268
	Right	72x30x30	LI663072DUR/HGAH	□□	□□	□□	□□	□□	Y	□□	□□	160.0#	2912	3364
	Right	84x30x30	LI663084DUR/HGAH	□□	□□	□□	□□	□□	Y	□□	□□	190.0#	3238	3751
	Right	72x36x30	LI663672DUR/HGAH	□□	□□	□□	□□	□□	Y	□□	□□	160.0#	2973	3432
	Right	84x36x30	LI663684DUR/HGAH	□□	□□	□□	□□	□□	Y	□□	□□	187.0#	3310	3880
			Ⓐ	Ⓑ	Ⓒ	Ⓓ	Ⓔ	Ⓕ	Ⓖ	Ⓗ	Ⓘ			

HOW TO ORDER

Indicate the following information on order form:
1. Quantity of each item.
2. Model number, including options. See "How To Build a Model Number".
3. Any special service required.

Note: • The □ indicates that a choice is required.
• The absence of the □ indicates that no choice is required.
• Alpha-numeric characters in place of □ indicate that no other alternatives are available.

HOW TO BUILD A MODEL NUMBER

Ⓐ Select basic model.

Ⓑ Select acrylic modesty panel color.
Refer to the **Product Color Options** page in this price list.

Ⓒ Select worksurface option.

TFL	- Thermally fused laminate
HPL	- High pressure laminate

Ⓓ Select worksurface laminate color.
Refer to the **Product Color Options** page in this price list.

Ⓔ Select base laminate color.
Refer to the **Product Color Options** page in this price list.

Ⓕ Select leg color.
Refer to the **Product Color Options** page in this price list.

Ⓖ Select edge style.

Y	- Flat edge

Ⓗ Select worksurface grommet option.

NGRM	- No grommet
GAL	- Grommet approach side left; add $61
GSL	- Grommet seated side left; add $61

Ⓘ Select grommet color.
Refer to the **Product Color Options** page in this price list.

SPECIAL SERVICES

Special Carton Marking

With specially marked information	N/C

Shipping

Ships **assembled, FOB Jasper, IN 47547, freight prepaid.** Freight class 100.

Specifications and prices are subject to change without prior notice.

D-Top Desks
Extended

D-Top Desks
Extended

	Features	D1 x D2 x W x H	MODEL NUMBER Basic Model	Work-surface Option	Work-surface Lam-inate Color	Base Laminate Color	Leg Color	Edge Style	Grommet/ Cutout Option	Grommet Color	Approx. Packaged Weight	TFL	HPL
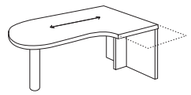 LIPDD **No Modesty-Left** • End panel support • 4-1/2" metal cylinder base • Not for use in freestanding applications • For use with 24" returns • Grommets are inset 6" from side and 12" from approach or seated position	Left	42x30x72x30	LI664272EDL/NOMOD	□□	□□	□□	□□	Y	□□	□□	163.0#	$ 1948	$ 2444
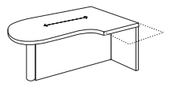 LIPDD **Full Laminate Modesty-Left**	Left	42x30x72x30	LI664272EDL/FMD	□□	□□	□□	□□	Y	□□	□□	173.0#	$ 2093	$ 2589
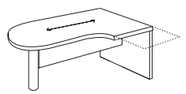 LIPDD **Half Laminate Modesty-Left**	Left	42x30x72x30	LI664272EDL/HMD	□□	□□	□□	□□	Y	□□	□□	163.0#	$ 2024	$ 2521
				Ⓑ	Ⓒ	Ⓓ	Ⓔ	Ⓕ	Ⓖ	Ⓗ			

HOW TO ORDER

Indicate the following information on order form:
1. Quantity of each item.
2. Model number, including options. See "How To Build a Model Number".
3. Any special service required.

Note: • The □ indicates that a choice is required.
- The absence of the □ indicates that no choice is required.
- Alpha-numeric characters in place of □ indicate that no other alternatives are available.

HOW TO BUILD A MODEL NUMBER

Ⓐ Select basic model.

Ⓑ Select worksurface option.
- **TFL** - Thermally fused laminate
- **HPL** - High pressure laminate

Ⓒ Select worksurface laminate color.
Refer to the **Product Color Options** page in this price list.

Ⓓ Select base laminate color.
Refer to the **Product Color Options** page in this price list.

Ⓔ Select leg color.
Refer to the **Product Color Options** page in this price list.

Ⓕ Select edge style.
- **Y** - Flat edge

Ⓖ Select worksurface grommet option.
- **NGRM** - No grommet
- **GAR** - Grommet approach side right; add $61
- **GSR** - Grommet seated side right; add $61

Ⓗ Select grommet color.
Refer to the **Product Color Options** page in this price list.

SPECIAL SERVICES

Special Carton Marking

With specially marked information N/C

Shipping

Ships **assembled, FOB Jasper, IN 47547, freight prepaid.** Freight class 100.

Specifications and prices are subject to change without prior notice.

D-Top Desks
Extended

D-Top Desks
Extended

	Features	D1 x D2 x W x H	MODEL NUMBER Basic Model	Modesty Panel Color	Work-surface Option	Work-surface Lam-inate Color	Base Laminate Color	Leg Color	Edge Style	Grommet/ Cutout Option	Grom-met Color	Approx. Packaged Weight	TFL	HPL
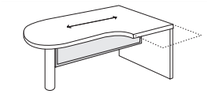 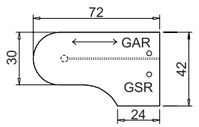 LIPDD **Half Metallic Framed Acrylic Modesty-Left** • End panel support • 4-1/2" metal cylinder base • Not for use in freestanding applications • For use with 24" returns • Grommets are inset 6" from side and 12" from approach or seated position	Left	42x30x72x30	LI664272EDL/HSC		□□	□□	□□	□□	Y	□□	□□	163.0#	$ 2427	$ 2923
LIPDD **Half High-Gloss Acrylic Modesty-Left**	Left	42x30x72x30	LI664272EDL/HGAH	□□	□□	□□	□□	□□	Y	□□	□□	163.0#	$ 2940	$ 3437

Ⓐ Ⓑ Ⓒ Ⓓ Ⓔ Ⓕ Ⓖ Ⓗ Ⓘ

HOW TO ORDER

Indicate the following information on order form:
1. Quantity of each item.
2. Model number, including options. See "How To Build a Model Number".
3. Any special service required.

Note: • The □ indicates that a choice is required.
- The absence of the □ indicates that no choice is required.
- Alpha-numeric characters in place of □ indicate that no other alternatives are available.

HOW TO BUILD A MODEL NUMBER

Ⓐ Select basic model.

Ⓑ Select acrylic modesty panel color.
Refer to the **Product Color Options** page in this price list.

Ⓒ Select worksurface option.

TFL	- Thermally fused laminate
HPL	- High pressure laminate

Ⓓ Select worksurface laminate color.
Refer to the **Product Color Options** page in this price list.

Ⓔ Select base laminate color.
Refer to the **Product Color Options** page in this price list.

Ⓕ Select leg color.
Refer to the **Product Color Options** page in this price list.

Ⓖ Select edge style.

Y	- Flat edge

Ⓗ Select worksurface grommet option.

NGRM	- No grommet
GAR	- Grommet approach side right; add $61
GSR	- Grommet seated side right; add $61

Ⓘ Select grommet color.
Refer to the **Product Color Options** page in this price list.

SPECIAL SERVICES

Special Carton Marking

With specially marked information	N/C

Shipping

Ships **assembled, FOB Jasper, IN 47547, freight prepaid.** Freight class 100.

Specifications and prices are subject to change without prior notice.

D-Top Desks
Extended

D-Top Desks
Extended

	Features	D1 x D2 x W x H	MODEL NUMBER Basic Model	Work-surface Option	Work-surface Lam-inate Color	Base Laminate Color	Leg Color	Edge Style	Grommet/ Cutout Option	Grommet Color	Approx. Packaged Weight	TFL	HPL
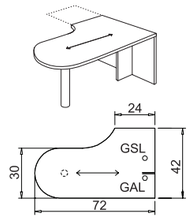 LIPDD **No Modesty-Right** • End panel support • 4-1/2" metal cylinder base • Not for use in freestanding applications • For use with 24" returns • Grommets are inset 6" from side and 12" from approach or 24" from seated position	Right	42x30x72x30	LI664272EDR/NOMOD	☐☐	☐☐	☐☐	☐☐	Y	☐☐	☐☐	163.0#	$ 1948	$ 2444
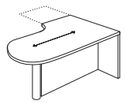 LIPDD **Full Laminate Modesty-Right**	Right	42x30x72x30	LI664272EDR/FMD	☐☐	☐☐	☐☐	☐☐	Y	☐☐	☐☐	173.0#	$ 2093	$ 2589
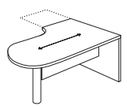 LIPDD **Half Laminate Modesty-Right**	Right	42x30x72x30	LI664272EDR/HMD	☐☐	☐☐	☐☐	☐☐	Y	☐☐	☐☐	163.0#	$ 2024	$ 2521
				Ⓐ	Ⓑ	Ⓒ	Ⓓ	Ⓔ	Ⓕ	Ⓖ	Ⓗ		

HOW TO ORDER

Indicate the following information on order form:
1. Quantity of each item.
2. Model number, including options. See "How To Build a Model Number".
3. Any special service required.

Note: • The ☐ indicates that a choice is required.
- The absence of the ☐ indicates that no choice is required.
- Alpha-numeric characters in place of ☐ indicate that no other alternatives are available.

HOW TO BUILD A MODEL NUMBER

Ⓐ Select basic model.

Ⓑ Select worksurface option.

TFL	- Thermally fused laminate
HPL	- High pressure laminate

Ⓒ Select worksurface laminate color.
Refer to the **Product Color Options** page in this price list.

Ⓓ Select base laminate color.
Refer to the **Product Color Options** page in this price list.

Ⓔ Select leg color.
Refer to the **Product Color Options** page in this price list.

Ⓕ Select edge style.

Y	- Flat edge

Ⓖ Select worksurface grommet option.

NGRM	- No grommet
GAL	- Grommet approach side left; add $61
GSL	- Grommet seated side left; add $61

Ⓗ Select grommet color.
Refer to the **Product Color Options** page in this price list.

SPECIAL SERVICES

Special Carton Marking

With specially marked information N/C

Shipping

Ships **assembled, FOB Jasper, IN 47547, freight prepaid.** Freight class 100.

Specifications and prices are subject to change without prior notice.

D-Top Desks
Extended

D-Top Desks
Extended

	Features	D1 x D2 x W x H	MODEL NUMBER Basic Model	Modesty Panel Color	Work-surface Option	Work-surface Lam-inate Color	Base Laminate Color	Leg Color	Edge Style	Grommet/ Cutout Option	Grom-met Color	Approx. Packaged Weight	TFL	HPL
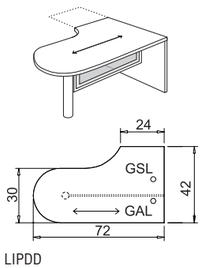 LIPDD **Half Metallic Framed Acrylic Modesty-Right** • End panel support • 4-1/2" metal cylinder base • Not for use in freestanding applications • For use with 24" returns • Grommets are inset 6" from side and 12" from approach or 24" from seated position	Right	42x30x72x30	LI664272EDR/HSC		□□	□□	□□	□□	Y	□□	□□	163.0#	$ 2427	$ 2923
LIPDD **Half High-Gloss Acrylic Modesty-Right**	Right	42x30x72x30	LI664272EDR/HGAH	□□	□□	□□	□□	□□	Y	□□	□□	163.0#	$ 2940	$ 3437

Ⓐ Ⓑ Ⓒ Ⓓ Ⓔ Ⓕ Ⓖ Ⓗ Ⓘ

HOW TO ORDER

Indicate the following information on order form:
1. Quantity of each item.
2. Model number, including options. See "How To Build a Model Number".
3. Any special service required.

Note: • The □ indicates that a choice is required.
- The absence of the □ indicates that no choice is required.
- Alpha-numeric characters in place of □ indicate that no other alternatives are available.

HOW TO BUILD A MODEL NUMBER

Ⓐ Select basic model.

Ⓑ Select acrylic modesty panel color.
Refer to the **Product Color Options** page in this price list.

Ⓒ Select worksurface option.

TFL	- Thermally fused laminate
HPL	- High pressure laminate

Ⓓ Select worksurface laminate color.
Refer to the **Product Color Options** page in this price list.

Ⓔ Select base laminate color.
Refer to the **Product Color Options** page in this price list.

Ⓕ Select leg color.
Refer to the **Product Color Options** page in this price list.

Ⓖ Select edge style.

Y	- Flat edge

Ⓗ Select worksurface grommet option.

NGRM	- No grommet
GAL	- Grommet approach side left; add $61
GSL	- Grommet seated side left; add $61

Ⓘ Select grommet color.
Refer to the **Product Color Options** page in this price list.

SPECIAL SERVICES

Special Carton Marking

With specially marked information	N/C

Shipping

Ships **assembled, FOB Jasper, IN 47547, freight prepaid.** Freight class 100.

Specifications and prices are subject to change without prior notice.

	Features	W x D x H	MODEL NUMBER Basic Model	Work-surface Option	Worksurface Laminate Color	Base Laminate Color	Leg Color	Edge Style	Grommet/ Cutout Option	Grommet Color	Approx. Packaged Weight	TFL	HPL
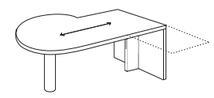 LIPDD **No Modesty-Left** • End panel support • 4-1/2" metal cylinder base • Not for use in freestanding applications • Grommets are inset 12" from approach and seated side and 6" from edge	Left	72x42x30	LI664272PL/NOMOD	□□	□□	□□	□□	Y	□□	□□	161.0#	$ 2316	$ 2773
	Left	84x42x30	LI664284PL/NOMOD	□□	□□	□□	□□	Y	□□	□□	161.0#	2525	3111
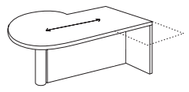 LIPDD **Full Laminate Modesty-Left**	Left	72x42x30	LI664272PL/FMD	□□	□□	□□	□□	Y	□□	□□	171.0#	$ 2461	$ 2917
	Left	84x42x30	LI664284PL/FMD	□□	□□	□□	□□	Y	□□	□□	171.0#	2684	3270
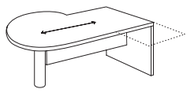 LIPDD **Half Laminate Modesty-Left**	Left	72x42x30	LI664272PL/HMD	□□	□□	□□	□□	Y	□□	□□	161.0#	$ 2394	$ 2851
	Left	84x42x30	LI664284PL/HMD	□□	□□	□□	□□	Y	□□	□□	161.0#	2610	3196
				Ⓑ	Ⓒ	Ⓓ	Ⓔ	Ⓕ	Ⓖ	Ⓗ			

HOW TO ORDER

Indicate the following information on order form:
1. Quantity of each item.
2. Model number, including options. See "How To Build a Model Number".
3. Any special service required.

Note: • The □ indicates that a choice is required.
- The absence of the □ indicates that no choice is required.
- Alpha-numeric characters in place of □ indicate that no other alternatives are available.

HOW TO BUILD A MODEL NUMBER

Ⓐ Select basic model.

Ⓑ Select worksurface option.
- **TFL** - Thermally fused laminate
- **HPL** - High pressure laminate

Ⓒ Select worksurface laminate color.
Refer to the **Product Color Options** page in this price list.

Ⓓ Select base laminate color.
Refer to the **Product Color Options** page in this price list.

Ⓔ Select leg color.
Refer to the **Product Color Options** page in this price list.

Ⓕ Select edge style.
- **Y** - Flat edge

Ⓖ Select worksurface grommet option.
- **NGRM** - No grommet
- **GAR** - Grommet approach side right; add $61
- **GSR** - Grommet seated side right; add $61

Ⓗ Select grommet color.
Refer to the **Product Color Options** page in this price list.

SPECIAL SERVICES

Special Carton Marking

With specially marked information N/C

Shipping

Ships **assembled, FOB Jasper, IN 47547, freight prepaid.** Freight class 100.

Specifications and prices are subject to change without prior notice.

P-Top Desks

P-Top Desks

	Features	W x D x H	MODEL NUMBER Basic Model	Modesty Panel Color	Work-surface Option	Worksurface Laminate Color	Base Laminate Color	Leg Color	Edge Style	Grommet/ Cutout Option	Grommet Color	Approx. Packaged Weight	TFL	HPL
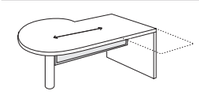	Left	72x42x30	LI664272PL/HSC		□□	□□	□□	□□	Y	□□	□□	161.0#	$ 2795	$ 3252
	Left	84x42x30	LI664284PL/HSC		□□	□□	□□	□□	Y	□□	□□	161.0#	3060	3647
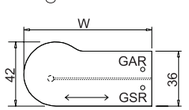														
LIPDD **Half Metallic Framed Acrylic Modesty-Left** • End panel support • 4-1/2" metal cylinder base • Not for use in freestanding applications • Grommets are inset 12" from approach and seated side and 6" from edge														
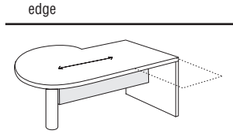	Left	72x42x30	LI664272PL/HGAH	□□	□□	□□	□□	□□	Y	□□	□□	161.0#	$ 3381	$ 3838
	Left	84x42x30	LI664284PL/HGAH	□□	□□	□□	□□	□□	Y	□□	□□	161.0#	3588	4175
LIPDD **Half High-Gloss Acrylic Modesty-Left**														
			Ⓐ	Ⓑ	Ⓒ	Ⓓ	Ⓔ	Ⓕ	Ⓖ	Ⓗ	Ⓘ			

HOW TO ORDER

Indicate the following information on order form:
1. Quantity of each item.
2. Model number, including options. See "How To Build a Model Number".
3. Any special service required.

Note: • The □ indicates that a choice is required.
- The absence of the □ indicates that no choice is required.
- Alpha-numeric characters in place of □ indicate that no other alternatives are available.

HOW TO BUILD A MODEL NUMBER

Ⓐ Select basic model.

Ⓑ Select acrylic modesty panel color.
Refer to the **Product Color Options** page in this price list.

Ⓒ Select worksurface option.

TFL	- Thermally fused laminate
HPL	- High pressure laminate

Ⓓ Select worksurface laminate color.
Refer to the **Product Color Options** page in this price list.

Ⓔ Select base laminate color.
Refer to the **Product Color Options** page in this price list.

Ⓕ Select leg color.
Refer to the **Product Color Options** page in this price list.

Ⓖ Select edge style.

Y	- Flat edge

Ⓗ Select worksurface grommet option.

NGRM	- No grommet
GAR	- Grommet approach side right; add $61
GSR	- Grommet seated side right; add $61

Ⓘ Select grommet color.
Refer to the **Product Color Options** page in this price list.

SPECIAL SERVICES

Special Carton Marking

With specially marked information	N/C

Shipping

Ships **assembled, FOB Jasper, IN 47547, freight prepaid.** Freight class 100.

Specifications and prices are subject to change without prior notice.

P-Top Desks

P-Top Desks

	Features	W x D x H	MODEL NUMBER Basic Model	Work-surface Option	Worksurface Laminate Color	Base Laminate Color	Leg Color	Edge Style	Grommet/ Cutout Option	Grommet Color	Approx. Packaged Weight	TFL	HPL
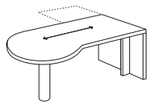 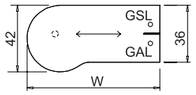 LIPDD **No Modesty-Right** • End panel support • 4-1/2" metal cylinder base • Not for use in freestanding applications • Grommets are inset 12" from approach and seated side and 6" from edge	Right	72x42x30	LI664272PR/NOMOD	☐☐	☐☐	☐☐	☐☐	Y	☐☐	☐☐	161.0#	$ 2316	$ 2773
	Right	84x42x30	LI664284PR/NOMOD	☐☐	☐☐	☐☐	☐☐	Y	☐☐	☐☐	161.0#	2525	3111
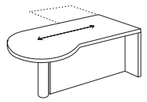 LIPDD **Full Laminate Modesty-Right**	Right	72x42x30	LI664272PR/FMD	☐☐	☐☐	☐☐	☐☐	Y	☐☐	☐☐	171.0#	$ 2461	$ 2917
	Right	84x42x30	LI664284PR/FMD	☐☐	☐☐	☐☐	☐☐	Y	☐☐	☐☐	171.0#	2684	3270
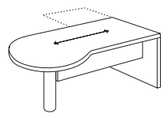 LIPDD **Half Laminate Modesty-Right**	Right	72x42x30	LI664272PR/HMD	☐☐	☐☐	☐☐	☐☐	Y	☐☐	☐☐	161.0#	$ 2394	$ 2851
	Right	84x42x30	LI664284PR/HMD	☐☐	☐☐	☐☐	☐☐	Y	☐☐	☐☐	161.0#	2610	3196
			Ⓐ	Ⓑ	Ⓒ	Ⓓ	Ⓔ	Ⓕ	Ⓖ	Ⓗ			

HOW TO ORDER

Indicate the following information on order form:
1. Quantity of each item.
2. Model number, including options. See "How To Build a Model Number".
3. Any special service required.

Note: • The ☐ indicates that a choice is required.
- The absence of the ☐ indicates that no choice is required.
- Alpha-numeric characters in place of ☐ indicate that no other alternatives are available.

HOW TO BUILD A MODEL NUMBER

Ⓐ Select basic model.

Ⓑ Select worksurface option.

TFL	- Thermally fused laminate
HPL	- High pressure laminate

Ⓒ Select worksurface laminate color.
Refer to the **Product Color Options** page in this price list.

Ⓓ Select base laminate color.
Refer to the **Product Color Options** page in this price list.

Ⓔ Select leg color.
Refer to the **Product Color Options** page in this price list.

Ⓕ Select edge style.

Y	- Flat edge

Ⓖ Select worksurface grommet option.

NGRM	- No grommet
GAL	- Grommet approach side left; add $61
GSL	- Grommet seated side left; add $61

Ⓗ Select grommet color.
Refer to the **Product Color Options** page in this price list.

SPECIAL SERVICES

Special Carton Marking

With specially marked information N/C

Shipping

Ships **assembled, FOB Jasper, IN 47547, freight prepaid.** Freight class 100.

Specifications and prices are subject to change without prior notice.

P-Top Desks

P-Top Desks

	Features	W x D x H	MODEL NUMBER Basic Model	Modesty Panel Color	Work-surface Option	Worksurface Laminate Color	Base Laminate Color	Leg Color	Edge Style	Grommet/ Cutout Option	Grommet Color	Approx. Packaged Weight	TFL	HPL
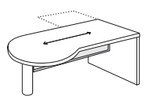	Right	72x42x30	LI664272PR/HSC		□□	□□	□□	□□	Y	□□	□□	161.0#	$ 2795	$ 3252
	Right	84x42x30	LI664284PR/HSC		□□	□□	□□	□□	Y	□□	□□	161.0#	3060	3647
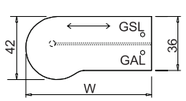														
LIPDD **Half Metallic Framed Acrylic Modesty-Right** • End panel support • 4-1/2" metal cylinder base • Not for use in freestanding applications • Grommets are inset 12" from approach and seated side and 6" from edge														
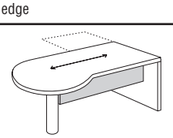	Right	72x42x30	LI664272PR/HGAH	□□	□□	□□	□□	□□	Y	□□	□□	161.0#	$ 3381	$ 3838
	Right	84x42x30	LI664284PR/HGAH	□□	□□	□□	□□	□□	Y	□□	□□	161.0#	3588	4175
LIPDD **Half High-Gloss Acrylic Modesty-Right**														
			Ⓐ	Ⓑ	Ⓒ	Ⓓ	Ⓔ	Ⓕ	Ⓖ	Ⓗ	Ⓘ			

HOW TO ORDER

Indicate the following information on order form:
1. Quantity of each item.
2. Model number, including options. See "How To Build a Model Number".
3. Any special service required.

Note: • The □ indicates that a choice is required.
- The absence of the □ indicates that no choice is required.
- Alpha-numeric characters in place of □ indicate that no other alternatives are available.

HOW TO BUILD A MODEL NUMBER

Ⓐ Select basic model.

Ⓑ Select acrylic modesty panel color.
Refer to the **Product Color Options** page in this price list.

Ⓒ Select worksurface option.

TFL	- Thermally fused laminate
HPL	- High pressure laminate

Ⓓ Select worksurface laminate color.
Refer to the **Product Color Options** page in this price list.

Ⓔ Select base laminate color.
Refer to the **Product Color Options** page in this price list.

Ⓕ Select leg color.
Refer to the **Product Color Options** page in this price list.

Ⓖ Select edge style.

Y	- Flat edge

Ⓗ Select worksurface grommet option.

NGRM	- No grommet
GAL	- Grommet approach side left; add $61
GSL	- Grommet seated side left; add $61

Ⓘ Select grommet color.
Refer to the **Product Color Options** page in this price list.

SPECIAL SERVICES

Special Carton Marking

With specially marked information	N/C

Shipping

Ships **assembled, FOB Jasper, IN 47547, freight prepaid.** Freight class 100.

Specifications and prices are subject to change without prior notice.

Media Peninsulas

Media Peninsulas

	MODEL	W x D x H	MODEL NUMBER: Basic Model	Work-surface Option	Worksurface Laminate Color	Base Laminate Color	Edge Style	Bezel Location	Approx. Packaged Weight	TFL	HPL
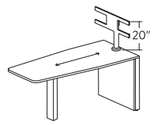 LIMPS	**Rectangle Leg** • Not for use in freestanding applications • Open back for wire management • Features integral channel for routing of cables • Fits most screens 32-52” wide, mounting pattern range VESA 100x100mm - 600 x 400 mm • Anodized aluminum rectangle leg is inset 17-3/4” for kneespace • Wire management trough included: 4-1/4” W x 46 3/8” L x 3-1/2” H • Rectangular bezel cutouts available at center or end; end cutout is located 12” from worksurface end on monitor support side • Some assembly required • 125# weight capacity for Media Peninsula	60x30x30	LI663060MPS/RECT	☐☐☐	☐☐☐	☐☐☐☐	Y	☐☐	143.0#	$ 2935	$ 3500
		66x30x30	LI663066MPS/RECT	☐☐☐	☐☐☐	☐☐☐☐	Y	☐☐	148.0#	3018	3614
		72x36x30	LI663672MPS/RECT	☐☐☐	☐☐☐	☐☐☐☐	Y	☐☐	164.0#	3177	3831
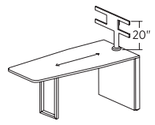 LIMPS	**12” Tube Leg** • Not for use in freestanding applications • Arctic Silver finish on steel leg • Open back for wire management • Features integral channel for routing of cables • Fits most screens 32-52” wide, mounting pattern range VESA 100x100mm - 600 x 400 mm • Wire management trough included: 4-1/4” W x 46 3/8” L x 3-1/2” H • Rectangular bezel cutouts available at center or end; end cutout is located 12” from worksurface end on monitor support side • Some assembly required • 125# weight capacity for Media Peninsula	60x30x30	LI663060MPS/OLEG	☐☐☐	☐☐☐	☐☐☐☐	Y	☐☐	143.0#	$ 3036	$ 3600
		66x30x30	LI663066MPS/OLEG	☐☐☐	☐☐☐	☐☐☐☐	Y	☐☐	148.0#	3119	3716
		72x36x30	LI663672MPS/OLEG	☐☐☐	☐☐☐	☐☐☐☐	Y	☐☐	164.0#	3278	3933

Ⓐ Ⓑ Ⓒ Ⓓ Ⓔ Ⓕ

HOW TO ORDER

Indicate the following information on order form:
1. Quantity of each item.
2. Model number, including options. See “How To Build a Model Number”.
3. Any special service required.

Note: • The ☐ indicates that a choice is required.
- The absence of the ☐ indicates that no choice is required.
- Alpha-numeric characters in place of ☐ indicate that no other alternatives are available.

HOW TO BUILD A MODEL NUMBER

Ⓐ Select basic model.

Ⓑ Select worksurface option.

TFL	- Thermally fused laminate
HPL	- High pressure laminate

Ⓒ Select worksurface laminate color.
Refer to the **Product Color Options** page in this price list.

Ⓓ Select base laminate color.
Refer to the **Product Color Options** page in this price list.

Ⓔ Select edge style.

Y	- Flat edge

Ⓕ Select bezel location.

NB	- No Duo bezel cutout
E	- Duo bezel end cutout
C	- Duo bezel center cutout
CE	- Duo bezel center and end cutouts

SPECIAL SERVICES

Special Carton Marking

With specially marked information N/C

Shipping

Ships **assembled, FOB Jasper, IN 47547, freight prepaid.** Freight class 100.

Specifications and prices are subject to change without prior notice.

Media Peninsulas

Media Peninsulas

	MODEL	W x D x H	MODEL NUMBER Basic Model	Approx. Packaged Weight	Delivered Pricing
	**Vertical Cable Cover for Media Peninsula** • Arctic Silver powdercoated steel • For use with 12” tube leg to hide cabling • Leg specified separately	12x3x28H	LI011228OLWM	5.0#	$ 240
LIACC			Ⓐ		

HOW TO ORDER

Indicate the following information on order form:
1. Quantity of each item.
2. Model number, including options. See “How To Build a Model Number”.
3. Any special service required.

Note: • The ☐ indicates that a choice is required.
- The absence of the ☐ indicates that no choice is required.
- Alpha-numeric characters in place of ☐ indicate that no other alternatives are available.

HOW TO BUILD A MODEL NUMBER

Ⓐ Select basic model.

SPECIAL SERVICES

Special Carton Marking

With specially marked information N/C

Shipping

Ships **assembled, FOB Jasper, IN 47547, freight prepaid.** Freight class 100.

Specifications and prices are subject to change without prior notice.

Corner Units

Corner Units

	MODEL	W x D x H	MODEL NUMBER: Basic Model	Work-surface Option	Worksurface Laminate Color	Base Laminate Color	Edge Style	Grommet Color	Approx. Packaged Weight	TFL	HPL
 LISPD	**Corner Unit-Straight Cut** • Freestanding support unit • Connects to 24" deep worksurfaces • End panel support • Surface grommet standard in top; specify color • See Planning Guide for recommended keyboards	36x36x30	LI663636CU	□□□	□□□	□□□□	Y	□□□	109.0#	$ 1177	$ 1336
		42x42x30	LI664242CU	□□□	□□□	□□□□	Y	□□□	145.0#	1416	1614
 LISPD	**Corner Unit-Curved Cut** • Freestanding support unit • Connects to 24" deep worksurfaces • End panel support • Surface grommet standard in top; specify color • See Planning Guide for recommended keyboards	36x36x30	LI663636CCU	□□□	□□□	□□□□	Y	□□□	109.0#	$ 1517	$ 1712
		42x42x30	LI664242CCU	□□□	□□□	□□□□	Y	□□□	145.0#	1751	1991
			Ⓐ	Ⓑ	Ⓒ	Ⓓ	Ⓔ	Ⓕ			

HOW TO ORDER

Indicate the following information on order form:
1. Quantity of each item.
2. Model number, including options. See "How To Build a Model Number".
3. Any special service required.

Note: • The □ indicates that a choice is required.
- The absence of the □ indicates that no choice is required.
- Alpha-numeric characters in place of □ indicate that no other alternatives are available.

HOW TO BUILD A MODEL NUMBER

Ⓐ Select basic model.

Ⓑ Select worksurface option.

TFL	- Thermally fused laminate
HPL	- High pressure laminate

Ⓒ Select worksurface laminate color.
Refer to the **Product Color Options** page in this price list.

Ⓓ Select base laminate color.
Refer to the **Product Color Options** page in this price list.

Ⓔ Select edge style.

Y	- Flat edge

Ⓕ Select grommet color.
Refer to the **Product Color Options** page in this price list.

SPECIAL SERVICES

Special Carton Marking

With specially marked information	N/C

Shipping

Ships **assembled, FOB Jasper, IN 47547, freight prepaid.** Freight class 100.

Specifications and prices are subject to change without prior notice.

Corner Units
Extended

Corner Units
Extended

	MODEL	Features	W x D x H	MODEL NUMBER: Basic Model (A)	Work-surface Option (B)	Worksurface Laminate Color (C)	Base Laminate Color (D)	Edge Style (E)	Grommet Color (F)	Approx. Packaged Weight	TFL	HPL
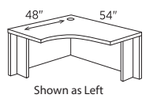 Shown as Left	**Extended Corner Unit, Curved Cut-Left** • Freestanding support unit • Connects to 24" deep worksurfaces • End panel support • Surface grommet standard in top • See Planning Guide for recommended keyboards	Left	48x54x30	LI664854ECCL	□□□	□□□	□□□□	Y	□□□	174.0#	$ 2170	$ 2452
LISPD												
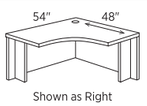 Shown as Right	**Extended Corner Unit, Curved Cut-Right** • Freestanding support unit • Connects to 24" deep worksurfaces • End panel support • Surface grommet standard in top • See Planning Guide for recommended keyboards	Right	48x54x30	LI664854ECCR	□□□	□□□	□□□□	Y	□□□	174.0#	$ 2170	$ 2452
LISPD												

HOW TO ORDER

Indicate the following information on order form:
1. Quantity of each item.
2. Model number, including options. See "How To Build a Model Number".
3. Any special service required.

Note: • The □ indicates that a choice is required.
- The absence of the □ indicates that no choice is required.
- Alpha-numeric characters in place of □ indicate that no other alternatives are available.

HOW TO BUILD A MODEL NUMBER

A Select basic model.

B Select worksurface option.

TFL	- Thermally fused laminate
HPL	- High pressure laminate

C Select worksurface laminate color.
Refer to the **Product Color Options** page in this price list.

D Select base laminate color.
Refer to the **Product Color Options** page in this price list.

E Select edge style.

Y	- Flat edge

F Select grommet color.
Refer to the **Product Color Options** page in this price list.

SPECIAL SERVICES

Special Carton Marking

With specially marked information	N/C

Shipping
Ships **assembled, FOB Jasper, IN 47547, freight prepaid.** Freight class 100.

Specifications and prices are subject to change without prior notice.

Returns

Returns

	Features	W x D x H	MODEL NUMBER Basic Model	Work-surface Option	Work-surface Lam-inate Color	Base Lam-inate Color	Pull Option	Edge Style	Work-surface Grom.	Back Grom-met	Grom-met Color	Key Option	Approx. Packaged Weight	TFL	HPL
	Left	42x24x30	LI682442LF2	□□	□□	□□	□□	Y	□□	□□	□□	□□	133.0#	$ 1393	$ 1538
	Left	48x24x30	LI682448LF2	□□	□□	□□	□□	Y	□□	□□	□□	□□	151.0#	1452	1613
LIPRT **Full Pedestal Return-Left File/File**															
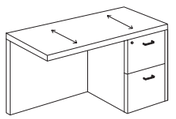	Right	42x24x30	LI682442RF2	□□	□□	□□	□□	Y	□□	□□	□□	□□	133.0#	$ 1393	$ 1538
	Right	48x24x30	LI682448RF2	□□	□□	□□	□□	Y	□□	□□	□□	□□	151.0#	1452	1613
LIPRT **Full Pedestal Return-Right File/File**															

- Letter-width file/file locking pedestal
- Wire management from pedestal to kneespace
- Full back panel only
- Back panel grommet optional; work-surface grommet colors must match
- Grain direction runs front to back on worksurface
- Silver locks standard with aluminum or chrome pulls; black locks standard with black pulls
- Grommets are inset 20" from user side and 6" from end

Ⓐ Ⓑ Ⓒ Ⓓ Ⓔ Ⓕ Ⓖ Ⓗ Ⓘ Ⓙ

HOW TO ORDER

Indicate the following information on order form:
1. Quantity of each item.
2. Model number, including options. See "How To Build a Model Number".
3. Any special service required.

Note: • The □ indicates that a choice is required.
- The absence of the □ indicates that no choice is required.
- Alpha-numeric characters in place of □ indicate that no other alternatives are available.

HOW TO BUILD A MODEL NUMBER

Ⓐ Select basic model.

Ⓑ Select worksurface option.

TFL	- Thermally fused laminate
HPL	- High pressure laminate

Ⓒ Select worksurface laminate color.
Refer to the **Product Color Options** page in this price list.

Ⓓ Select base laminate color.
Refer to the **Product Color Options** page in this price list.

Ⓔ Select pull option.

AAV	- Aluminum Alcove
AAC	- Aluminum Arc
ABM	- Aluminum Beam
AFL	- Aluminum Flair
AQD	- Aluminum Quadra
BAC	- Black Arc
BBM	- Black Beam
BQD	- Black Quadra
CAV	- Chrome Alcove
CFL	- Chrome Flair

Ⓕ Select edge style.

Y	- Flat edge

Ⓖ Select worksurface grommet.

NGRM	- No grommet
GL	- Grommet left; add $61
GR	- Grommet right; add $61
GC	- Grommet center; add $61
GLR	- Grommet left and right; add $120

Ⓗ Select back grommet.

NBGRM	- No back grommet
BGRM	- Back grommet

Ⓘ Select grommet color.
Refer to the **Product Color Options** page in this price list.

Ⓙ Select key option.

NLC	- No lock core
KS	- Key standard

SPECIAL SERVICES

Special Carton Marking

With specially marked information N/C

Shipping

Ships **assembled, FOB Jasper, IN 47547, freight prepaid.** Freight class 100.

Specifications and prices are subject to change without prior notice.

Returns

Returns

	Features	W x D x H	MODEL NUMBER Basic Model	Work-surface Option	Work-surface Lam-inate Color	Base Lam-inate Color	Pull Option	Edge Style	Work-surface Grom.	Back Grom-met	Grom-met Color	Key Option	Approx. Packaged Weight	TFL	HPL
 LIPRT **Full Pedestal Return-Left Box/Box/File** • Letter-width box/box/file locking pedestal • Wire management from pedestal to kneespace • Full back panel only • Back panel grommet optional; work-surface grommet colors must match • Grain direction runs front to back on worksurface • Silver locks standard with aluminum or chrome pulls; black locks standard with black pulls • Grommets are inset 20" from user side and 6" from end	Left	42x24x30	LI682442LF1	□□	□□	□□	□□	Y	□□	□□	□□	□□	133.0#	$ 1393	$ 1538
	Left	48x24x30	LI682448LF1	□□	□□	□□	□□	Y	□□	□□	□□	□□	151.0#	1452	1613
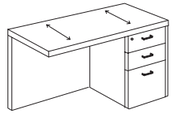 LIPRT **Full Pedestal Return-Right Box/Box/File**	Right	42x24x30	LI682442RF1	□□	□□	□□	□□	Y	□□	□□	□□	□□	133.0#	$ 1393	$ 1538
	Right	48x24x30	LI682448RF1	□□	□□	□□	□□	Y	□□	□□	□□	□□	151.0#	1452	1613
				Ⓐ	Ⓑ	Ⓒ	Ⓓ	Ⓔ	Ⓕ	Ⓖ	Ⓗ	Ⓘ	Ⓙ		

HOW TO ORDER

Indicate the following information on order form:
1. Quantity of each item.
2. Model number, including options. See "How To Build a Model Number".
3. Any special service required.

Note: • The □ indicates that a choice is required.
- The absence of the □ indicates that no choice is required.
- Alpha-numeric characters in place of □ indicate that no other alternatives are available.

HOW TO BUILD A MODEL NUMBER

Ⓐ Select basic model.

Ⓑ Select worksurface option.

TFL	- Thermally fused laminate
HPL	- High pressure laminate

Ⓒ Select worksurface laminate color.
Refer to the **Product Color Options** page in this price list.

Ⓓ Select base laminate color.
Refer to the **Product Color Options** page in this price list.

Ⓔ Select pull option.

AAV	- Aluminum Alcove
AAC	- Aluminum Arc
ABM	- Aluminum Beam
AFL	- Aluminum Flair
AQD	- Aluminum Quadra
BAC	- Black Arc
BBM	- Black Beam
BQD	- Black Quadra
CAV	- Chrome Alcove
CFL	- Chrome Flair

Ⓕ Select edge style.

Y	- Flat edge

Ⓖ Select worksurface grommet.

NGRM	- No grommet
GL	- Grommet left; add $61
GR	- Grommet right; add $61
GC	- Grommet center; add $61
GLR	- Grommet left and right; add $120

Ⓗ Select back grommet.

NBGRM	- No back grommet
BGRM	- Back grommet

Ⓘ Select grommet color.
Refer to the **Product Color Options** page in this price list.

Ⓙ Select key option.

NLC	- No lock core
KS	- Key standard

SPECIAL SERVICES

Special Carton Marking

With specially marked information	N/C

Shipping

Ships **assembled, FOB Jasper, IN 47547, freight prepaid.** Freight class 100.

Specifications and prices are subject to change without prior notice.

Returns
Extended

Returns
Extended



LIPRT

Full Pedestal Return-Left File/File

- For use with extended corner units and standard corner units
- Letter-width file/file locking pedestal
- Wire management from pedestal to kneespace
- Full back panel only
- Back panel grommet optional; worksurface grommet colors must match
- Grain direction runs left to right on worksurface
- Silver locks standard with aluminum or chrome pulls; black locks standard with black pulls
- Grommets are inset 20" from user side and 6" from end

		MODEL NUMBER												
Features	W x D x H	Basic Model	Worksurface Option	Worksurface Laminate Color	Base Laminate Color	Pull Option	Edge Style	Worksurface Grom.	Back Grommet	Grommet Color	Key Option	Approx. Packaged Weight	TFL	HPL
Left	42x24x30	LI684224LF2	☐☐	☐☐	☐☐	☐☐	Y	☐☐	☐☐	☐☐	☐☐	133.0#	$ 1393	$ 1538
Left	48x24x30	LI684824LF2	☐☐	☐☐	☐☐	☐☐	Y	☐☐	☐☐	☐☐	☐☐	151.0#	1452	1613
			Ⓑ	Ⓒ	Ⓓ	Ⓔ	Ⓕ	Ⓖ	Ⓗ	Ⓘ	Ⓙ			

HOW TO ORDER

Indicate the following information on order form:
1. Quantity of each item.
2. Model number, including options. See "How To Build a Model Number".
3. Any special service required.

Note: • The ☐ indicates that a choice is required.
- The absence of the ☐ indicates that no choice is required.
- Alpha-numeric characters in place of ☐ indicate that no other alternatives are available.

HOW TO BUILD A MODEL NUMBER

Ⓐ Select basic model.

Ⓑ Select worksurface option.

TFL	- Thermally fused laminate
HPL	- High pressure laminate

Ⓒ Select worksurface laminate color.
Refer to the **Product Color Options** page in this price list.

Ⓓ Select base laminate color.
Refer to the **Product Color Options** page in this price list.

Ⓔ Select pull option.

AAV	- Aluminum Alcove
AAC	- Aluminum Arc
ABM	- Aluminum Beam
AFL	- Aluminum Flair
AQD	- Aluminum Quadra
BAC	- Black Arc
BBM	- Black Beam
BQD	- Black Quadra
CAV	- Chrome Alcove
CFL	- Chrome Flair

Ⓕ Select edge style.

Y	- Flat edge

Ⓖ Select worksurface grommet.

NGRM	- No grommet
GL	- Grommet left; add $61
GR	- Grommet right; add $61
GC	- Grommet center; add $61
GLR	- Grommet left and right; add $120

Ⓗ Select back grommet.

NBGRM	- No back grommet
BGRM	- Back grommet

Ⓘ Select grommet color.
Refer to the **Product Color Options** page in this price list.

Ⓙ Select key option.

NLC	- No lock core
KS	- Key standard

SPECIAL SERVICES

Special Carton Marking

With specially marked information	N/C

Shipping

Ships **assembled, FOB Jasper, IN 47547, freight prepaid.** Freight class 100.

Specifications and prices are subject to change without prior notice.

Returns
Extended

Returns
Extended

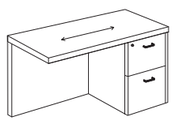

LIPRT

Full Pedestal Return-Right File/File

- For use with extended corner units and standard corner units
- Letter-width file/file locking pedestal
- Wire management from pedestal to kneespace
- Full back panel only
- Back panel grommet optional; worksurface grommet colors must match
- Grain direction runs left to right on worksurface
- Silver locks standard with aluminum or chrome pulls; black locks standard with black pulls
- Grommets are inset 20" from user side and 6" from end

		MODEL NUMBER												
Features	W x D x H	Basic Model	Work-surface Option	Work-surface Lam-inate Color	Base Lam-inate Color	Pull Option	Edge Style	Work-surface Grom.	Back Grom-met	Grom-met Color	Key Option	Approx. Packaged Weight	TFL	HPL
			Ⓐ	Ⓑ	Ⓒ	Ⓓ	Ⓔ	Ⓕ	Ⓖ	Ⓗ	Ⓘ	Ⓙ		
Right	42x24x30	LI684224RF2	□□	□□	□□	□□	Y	□□	□□	□□	□□	133.0#	$ 1393	$ 1538
Right	48x24x30	LI684824RF2	□□	□□	□□	□□	Y	□□	□□	□□	□□	151.0#	1452	1613

HOW TO ORDER

Indicate the following information on order form:
1. Quantity of each item.
2. Model number, including options. See "How To Build a Model Number".
3. Any special service required.

Note: • The □ indicates that a choice is required.
- The absence of the □ indicates that no choice is required.
- Alpha-numeric characters in place of □ indicate that no other alternatives are available.

HOW TO BUILD A MODEL NUMBER

Ⓐ Select basic model.

Ⓑ Select worksurface option.

TFL	- Thermally fused laminate
HPL	- High pressure laminate

Ⓒ Select worksurface laminate color.
Refer to the **Product Color Options** page in this price list.

Ⓓ Select base laminate color.
Refer to the **Product Color Options** page in this price list.

Ⓔ Select pull option.

AAV	- Aluminum Alcove
AAC	- Aluminum Arc
ABM	- Aluminum Beam
AFL	- Aluminum Flair
AQD	- Aluminum Quadra
BAC	- Black Arc
BBM	- Black Beam
BQD	- Black Quadra
CAV	- Chrome Alcove
CFL	- Chrome Flair

Ⓕ Select edge style.

Y	- Flat edge

Ⓖ Select worksurface grommet.

NGRM	- No grommet
GL	- Grommet left; add $61
GR	- Grommet right; add $61
GC	- Grommet center; add $61
GLR	- Grommet left and right; add $120

Ⓗ Select back grommet.

NBGRM	- No back grommet
BGRM	- Back grommet

Ⓘ Select grommet color.
Refer to the **Product Color Options** page in this price list.

Ⓙ Select key option.

NLC	- No lock core
KS	- Key standard

SPECIAL SERVICES

Special Carton Marking

With specially marked information	N/C

Shipping

Ships **assembled, FOB Jasper, IN 47547, freight prepaid.** Freight class 100.

Specifications and prices are subject to change without prior notice.

Returns
Extended

Returns
Extended



LIPRT

Full Pedestal Return-Left Box/Box/File

- For use with extended corner units and standard corner units
- Letter-width box/box/file locking pedestal
- Wire management from pedestal to kneespace
- Full back panel only
- Back panel grommet optional; worksurface grommet colors must match
- Grain direction runs left to right on worksurface
- Silver locks standard with aluminum or chrome pulls; black locks standard with black pulls
- Grommets are inset 20" from user side and 6" from end

		MODEL NUMBER												
Features	W x D x H	Basic Model	Work-surface Option	Work-surface Lam-inate Color	Base Lam-inate Color	Pull Option	Edge Style	Work-surface Grom.	Back Grom-met	Grom-met Color	Key Option	Approx. Packaged Weight	TFL	HPL
Left	42x24x30	LI684224LF1	☐☐	☐☐	☐☐	☐☐	Y	☐☐	☐☐	☐☐	☐☐	133.0#	$ 1393	$ 1538
Left	48x24x30	LI684824LF1	☐☐	☐☐	☐☐	☐☐	Y	☐☐	☐☐	☐☐	☐☐	151.0#	1452	1613

Ⓐ Ⓑ Ⓒ Ⓓ Ⓔ Ⓕ Ⓖ Ⓗ Ⓘ Ⓙ

HOW TO ORDER

Indicate the following information on order form:
1. Quantity of each item.
2. Model number, including options. See "How To Build a Model Number".
3. Any special service required.

Note: • The ☐ indicates that a choice is required.
- The absence of the ☐ indicates that no choice is required.
- Alpha-numeric characters in place of ☐ indicate that no other alternatives are available.

HOW TO BUILD A MODEL NUMBER

Ⓐ Select basic model.

Ⓑ Select worksurface option.

TFL	- Thermally fused laminate
HPL	- High pressure laminate

Ⓒ Select worksurface laminate color.
Refer to the **Product Color Options** page in this price list.

Ⓓ Select base laminate color.
Refer to the **Product Color Options** page in this price list.

Ⓔ Select pull option.

AAV	- Aluminum Alcove
AAC	- Aluminum Arc
ABM	- Aluminum Beam
AFL	- Aluminum Flair
AQD	- Aluminum Quadra
BAC	- Black Arc
BBM	- Black Beam
BQD	- Black Quadra
CAV	- Chrome Alcove
CFL	- Chrome Flair

Ⓕ Select edge style.

Y	- Flat edge

Ⓖ Select worksurface grommet.

NGRM	- No grommet
GL	- Grommet left; add $61
GR	- Grommet right; add $61
GC	- Grommet center; add $61
GLR	- Grommet left and right; add $120

Ⓗ Select back grommet.

NBGRM	- No back grommet
BGRM	- Back grommet

Ⓘ Select grommet color.
Refer to the **Product Color Options** page in this price list.

Ⓙ Select lock option.

NLC	- No lock core
KS	- Key standard

SPECIAL SERVICES

Special Carton Marking

With specially marked information	N/C

Shipping

Ships **assembled, FOB Jasper, IN 47547, freight prepaid.** Freight class 100.

Specifications and prices are subject to change without prior notice.

Returns
Extended

Returns
Extended

	Features	W x D x H	MODEL NUMBER Basic Model	Work-surface Option	Work-surface Lam-inate Color	Base Lam-inate Color	Pull Option	Edge Style	Work-surface Grom.	Back Grom-met	Grom-met Color	Key Option	Approx. Packaged Weight	TFL	HPL
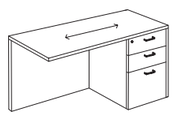	Right	42x24x30	LI684224RF1	□□	□□	□□	□□	Y	□□	□□	□□	□□	133.0#	$ 1393	$ 1538
	Right	48x24x30	LI684824RF1	□□	□□	□□	□□	Y	□□	□□	□□	□□	151.0#	1452	1613
				Ⓑ	Ⓒ	Ⓓ	Ⓔ	Ⓕ	Ⓖ	Ⓗ	Ⓘ	Ⓙ			

LIPRT

Full Pedestal Return-Right Box/Box/File

- For use with extended corner units and standard corner units
- Letter-width box/box/file locking pedestal
- Wire management from pedestal to kneespace
- Full back panel only
- Back panel grommet optional; work-surface grommet colors must match
- Grain direction runs left to right on worksurface
- Silver locks standard with aluminum or chrome pulls; black locks standard with black pulls
- Grommets are inset 20" from user side and 6" from end

HOW TO ORDER

Indicate the following information on order form:
1. Quantity of each item.
2. Model number, including options. See "How To Build a Model Number".
3. Any special service required.

Note: • The □ indicates that a choice is required.
- The absence of the □ indicates that no choice is required.
- Alpha-numeric characters in place of □ indicate that no other alternatives are available.

HOW TO BUILD A MODEL NUMBER

Ⓐ Select basic model.

Ⓑ Select worksurface option.

TFL	- Thermally fused laminate
HPL	- High pressure laminate

Ⓒ Select worksurface laminate color.
Refer to the **Product Color Options** page in this price list.

Ⓓ Select base laminate color.
Refer to the **Product Color Options** page in this price list.

Ⓔ Select pull option.

AAV	- Aluminum Alcove
AAC	- Aluminum Arc
ABM	- Aluminum Beam
AFL	- Aluminum Flair
AQD	- Aluminum Quadra
BAC	- Black Arc
BBM	- Black Beam
BQD	- Black Quadra
CAV	- Chrome Alcove
CFL	- Chrome Flair

Ⓕ Select edge style.

Y	- Flat edge

Ⓖ Select worksurface grommet.

NGRM	- No grommet
GL	- Grommet left; add $61
GR	- Grommet right; add $61
GC	- Grommet center; add $61
GLR	- Grommet left and right; add $120

Ⓗ Select back grommet.

NBGRM	- No back grommet
BGRM	- Back grommet

Ⓘ Select grommet color.
Refer to the **Product Color Options** page in this price list.

Ⓙ Select key option.

NLC	- No lock core
KS	- Key standard

SPECIAL SERVICES

Special Carton Marking

With specially marked information N/C

Shipping

Ships **assembled, FOB Jasper, IN 47547, freight prepaid.** Freight class 100.

Specifications and prices are subject to change without prior notice.

Returns
Multifile

Returns
Multifile

	Features	W x D x H	MODEL NUMBER Basic Model	Work-surface Option	Work-surface Lam-inate Color	Base Lam-inate Color	Pull Option	Edge Style	Work-surface Grom.	Back Grom-met	Grom-met Color	Key Option	Approx. Packaged Weight	TFL	HPL
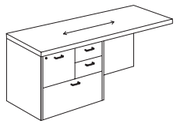 LIPRT **Multifile Return-Left** • Locking file drawers only • Box/box/file/lateral • Wire management from pedestal to kneespace • Full back panel only • Back panel grommet optional; work-surface grommet colors must match • Grain direction runs left to right on worksurface • Silver locks standard with aluminum or chrome pulls; black locks standard with black pulls • Grommets are inset 20" from user side and 6" from end,opposite of storage	Left	72x24x30	LI662472LMR	□□	□□	□□	□□	Y	□□	□□	□□	□□	280.0#	$ 2754	$ 2962
 LIPRT **Multifile Return-Right**	Right	72x24x30	LI662472RMR	□□	□□	□□	□□	Y	□□	□□	□□	□□	280.0#	$ 2754	$ 2962

Ⓐ Ⓑ Ⓒ Ⓓ Ⓔ Ⓕ Ⓖ Ⓗ Ⓘ Ⓙ

Note: • The □ indicates that a choice is required.
• The absence of the □ indicates that no choice is required.
• Alpha-numeric characters in place of □ indicate that no other alternatives are available.

HOW TO ORDER

Indicate the following information on order form:
1. Quantity of each item.
2. Model number, including options. See "How To Build a Model Number".
3. Any special service required.

HOW TO BUILD A MODEL NUMBER

Ⓐ Select basic model.

Ⓑ Select worksurface option.
- **TFL** - Thermally fused laminate
- **HPL** - High pressure laminate

Ⓒ Select worksurface laminate color.
Refer to the **Product Color Options** page in this price list.

Ⓓ Select base laminate color.
Refer to the **Product Color Options** page in this price list.

Ⓔ Select pull option.
- **AAV** - Aluminum Alcove
- **AAC** - Aluminum Arc
- **ABM** - Aluminum Beam
- **AFL** - Aluminum Flair
- **AQD** - Aluminum Quadra
- **BAC** - Black Arc
- **BBM** - Black Beam
- **BQD** - Black Quadra
- **CAV** - Chrome Alcove
- **CFL** - Chrome Flair

Ⓕ Select edge style.
- **Y** - Flat edge

Ⓖ Select worksurface grommet.
- **NGRM** - No grommet
- **GL** - Grommet left; add $61
- **GR** - Grommet right; add $61

GL-Grommet left (for use on right Multifile only)
GR - Grommet right (for use on left Multifile only)

Ⓗ Select back grommet.
- **NBGRM** - No back grommet
- **BGRM** - Back grommet

Ⓘ Select grommet color.
Refer to the **Product Color Options** page in this price list.

Ⓙ Select key option.
- **NLC** - No lock core
- **KS** - Key standard

SPECIAL SERVICES

Special Carton Marking

With specially marked information N/C

Shipping

Ships **assembled, FOB Jasper, IN 47547, freight prepaid.** Freight class 100.

Specifications and prices are subject to change without prior notice.

Bridges

Bridges

	W x D x H	MODEL NUMBER Basic Model	Work-surface Option	Worksurface Laminate Color	Base Laminate Color	Edge Style	Work-surface Grom.	Back Grommet	Grommet Color	Approx. Packaged Weight	TFL	HPL
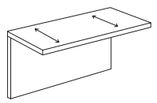	36x20x30	LI662036UF	□□□	□□□	□□□□	Y	□□□□□□	□□	□□□	43.0#	$ 567	$ 679
	42x20x30	LI662042UF	□□□	□□□	□□□□	Y	□□□□□□	□□	□□□	64.0#	595	726
	48x20x30	LI662048UF	□□□	□□□	□□□□	Y	□□□□□□	□□	□□□	77.0#	617	759
	36x24x30	LI662436UF	□□□	□□□	□□□□	Y	□□□□□□	□□	□□□	46.0#	606	736
	42x24x30	LI662442UF	□□□	□□□	□□□□	Y	□□□□□□	□□	□□□	68.0#	638	784
LIPRT	48x24x30	LI662448UF	□□□	□□□	□□□□	Y	□□□□□□	□□	□□□	82.0#	663	823
Full Modesty												
• Back panel grommet optional; work-surface grommet colors must match • Grain direction runs front to back on worksurface • Hinged back panel • For 20" bridges grommets are inset 16" from user side and 6" from end • For 24" bridges grommets are inset 20" from user side and 6" from end												
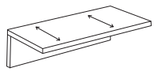	36x20x30	LI662036UFH	□□□	□□□	□□□□	Y	□□□□□□		□□□	32.0#	$ 532	$ 646
	42x20x30	LI662042UFH	□□□	□□□	□□□□	Y	□□□□□□		□□□	61.0#	558	688
	48x20x30	LI662048UFH	□□□	□□□	□□□□	Y	□□□□□□		□□□	73.0#	578	721
	36x24x30	LI662436UFH	□□□	□□□	□□□□	Y	□□□□□□		□□□	35.0#	569	698
LIPRT	42x24x30	LI662442UFH	□□□	□□□	□□□□	Y	□□□□□□		□□□	74.0#	601	747
Half Modesty	48x24x30	LI662448UFH	□□□	□□□	□□□□	Y	□□□□□□		□□□	78.0#	626	785
• No back grommet • Grain direction runs front to back on worksurface • Hinged back panel • For 20" bridges grommets are inset 16" from user side and 6" from end • For 24" bridges grommets are inset 20" from user side and 6" from end												
		Ⓐ	Ⓑ	Ⓒ	Ⓓ	Ⓔ	Ⓕ	Ⓖ	Ⓗ			

HOW TO ORDER

Indicate the following information on order form:
1. Quantity of each item.
2. Model number, including options. See "How To Build a Model Number".
3. Any special service required.

Note: • The □ indicates that a choice is required.
- The absence of the □ indicates that no choice is required.
- Alpha-numeric characters in place of □ indicate that no other alternatives are available.

HOW TO BUILD A MODEL NUMBER

Ⓐ Select basic model.

Ⓑ Select worksurface option.

TFL	- Thermally fused laminate
HPL	- High pressure laminate

Ⓒ Select worksurface laminate color.
Refer to the **Product Color Options** page in this price list.

Ⓓ Select base laminate color.
Refer to the **Product Color Options** page in this price list.

Ⓔ Select edge style.

Y	- Flat edge

Ⓕ Select worksurface grommet.

NGRM	- No grommet
GL	- Grommet left; add $61
GR	- Grommet right; add $61
GC	- Grommet center; add $61
GLR	- Grommet left and right; add $120

Ⓖ Select back grommet.

NBGRM	- No back grommet
BGRM	- Back grommet

Ⓗ Select grommet color.
Refer to the **Product Color Options** page in this price list.

SPECIAL SERVICES

Special Carton Marking

With specially marked information N/C

Shipping

Ships **assembled, FOB Jasper, IN 47547, freight prepaid.** Freight class 100.

Specifications and prices are subject to change without prior notice.

Credenzas
Full Pedestal

Credenzas
Full Pedestal

	W x D x H	MODEL NUMBER Basic Model	Work-surface Option	Worksurface Laminate Color	Base Laminate Color	Pull Option	Edge Style	Worksurface Grommet	Back Grom-met	Grommet Color	Key Option	Approx. Packaged Weight	TFL	HPL
 LICRD **Full Pedestal-File/File-Left** • Letter width locking pedestal • File/file pedestal • Wire management from pedestal to kneespace • Back grommet optional; back and worksurface grommet colors must match • Full back panel • Silver locks standard with aluminum or chrome pulls; black locks standard with black pulls	66x24x30	LI682466LC2	□□□	□□	□□	□□□	Y	□□□□	□□	□□□	□□	182.0#	$ 1811	$ 2010
	72x24x30	LI682472LC2	□□□	□□	□□	□□□	Y	□□□□	□□	□□□	□□	199.0#	1830	2036
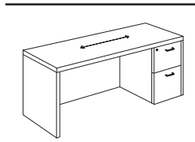 LICRD **Full Pedestal-File/File-Right**	66x24x30	LI682466RC2	□□□	□□	□□	□□□	Y	□□□□	□□	□□□	□□	182.0#	$ 1811	$ 2010
	72x24x30	LI682472RC2	□□□	□□	□□	□□□	Y	□□□□	□□	□□□	□□	199.0#	1830	2036
		Ⓐ	Ⓑ	Ⓒ	Ⓓ	Ⓔ	Ⓕ	Ⓖ	Ⓗ	Ⓘ	Ⓙ			

HOW TO ORDER

Indicate the following information on order form:
1. Quantity of each item.
2. Model number, including options. See "How To Build a Model Number".
3. Any special service required.

Note: • The □ indicates that a choice is required.
- The absence of the □ indicates that no choice is required.
- Alpha-numeric characters in place of □ indicate that no other alternatives are available.

HOW TO BUILD A MODEL NUMBER

Ⓐ Select basic model.

Ⓑ Select worksurface option.

TFL	- Thermally fused laminate
HPL	- High pressure laminate

Ⓒ Select worksurface laminate color.
Refer to the **Product Color Options** page in this price list.

Ⓓ Select base laminate color.
Refer to the **Product Color Options** page in this price list.

Ⓔ Select pull option.

AAV	- Aluminum Alcove
AAC	- Aluminum Arc
ABM	- Aluminum Beam
AFL	- Aluminum Flair
AQD	- Aluminum Quadra
BAC	- Black Arc
BBM	- Black Beam
BQD	- Black Quadra
CAV	- Chrome Alcove
CFL	- Chrome Flair

Ⓕ Select edge style.

Y	- Flat edge

Ⓖ Select worksurface grommet option.

NGRM	- No grommet
GL	- Grommet left; add $61
GR	- Grommet right; add $61
GC	- Grommet center; add $61
GLR	- Grommet left and right; add $120

Ⓗ Select back grommet.

NBGRM	- No back grommet
BGRM	- Back grommet

Ⓘ Select grommet color.
Refer to the **Product Color Options** page in this price list.

Ⓙ Select key option.

NLC	- No lock core
KS	- Key standard

SPECIAL SERVICES

Special Carton Marking

With specially marked information	N/C

Shipping
Ships **assembled, FOB Jasper, IN 47547, freight prepaid.** Freight class 100.

Specifications and prices are subject to change without prior notice.

Credenzas
Full Pedestal

Credenzas
Full Pedestal

	W x D x H	MODEL NUMBER Basic Model	Work-surface Option	Worksurface Laminate Color	Base Laminate Color	Pull Option	Edge Style	Worksurface Grommet	Back Grom-met	Grommet Color	Key Option	Approx. Packaged Weight	TFL	HPL
 LICRD **Full Pedestal-Box/Box/File-Left** • Letter width locking pedestal • Box/box/file pedestal • Wire management from pedestal to kneespace • Back grommet optional; back and worksurface grommet colors must match • Full back panel • Silver locks standard with aluminum or chrome pulls; black locks standard with black pulls	66x24x30	LI682466LC1	□□□	□□	□□	□□□	Y	□□□□	□□	□□□	□□	182.0#	$ 1811	$ 2010
	72x24x30	LI682472LC1	□□□	□□	□□	□□□	Y	□□□□	□□	□□□	□□	199.0#	1830	2036
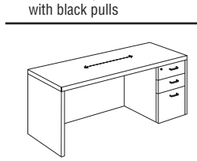 LICRD **Full Pedestal-Box/Box/File-Right**	66x24x30	LI682466RC1	□□□	□□	□□	□□□	Y	□□□□	□□	□□□	□□	182.0#	$ 1811	$ 2010
	72x24x30	LI682472RC1	□□□	□□	□□	□□□	Y	□□□□	□□	□□□	□□	199.0#	1830	2036
		Ⓐ	Ⓑ	Ⓒ	Ⓓ	Ⓔ	Ⓕ	Ⓖ	Ⓗ	Ⓘ	Ⓙ			

HOW TO ORDER

Indicate the following information on order form:
1. Quantity of each item.
2. Model number, including options. See “How To Build a Model Number”.
3. Any special service required.

Note: • The □ indicates that a choice is required.
- The absence of the □ indicates that no choice is required.
- Alpha-numeric characters in place of □ indicate that no other alternatives are available.

HOW TO BUILD A MODEL NUMBER

Ⓐ Select basic model.

Ⓑ Select worksurface option.

TFL	- Thermally fused laminate
HPL	- High pressure laminate

Ⓒ Select worksurface laminate color.
Refer to the **Product Color Options** page in this price list.

Ⓓ Select base laminate color.
Refer to the **Product Color Options** page in this price list.

Ⓔ Select pull option.

AAV	- Aluminum Alcove
AAC	- Aluminum Arc
ABM	- Aluminum Beam
AFL	- Aluminum Flair
AQD	- Aluminum Quadra
BAC	- Black Arc
BBM	- Black Beam
BQD	- Black Quadra
CAV	- Chrome Alcove
CFL	- Chrome Flair

Ⓕ Select edge style.

Y	- Flat edge

Ⓖ Select worksurface grommet option.

NGRM	- No grommet
GL	- Grommet left; add $61
GR	- Grommet right; add $61
GC	- Grommet center; add $61
GLR	- Grommet left and right; add $120

Ⓗ Select back grommet.

NBGRM	- No back grommet
BGRM	- Back grommet

Ⓘ Select grommet color.
Refer to the **Product Color Options** page in this price list.

Ⓙ Select key option.

NLC	- No lock core
KS	- Key standard

SPECIAL SERVICES

Special Carton Marking

With specially marked information	N/C

Shipping
Ships **assembled, FOB Jasper, IN 47547, freight prepaid.** Freight class 100.

Specifications and prices are subject to change without prior notice.

Credenzas
Lateral

Credenzas
Lateral

	W x D x H	MODEL NUMBER Basic Model	Work-surface Option	Worksurface Laminate Color	Base Laminate Color	Pull Option	Edge Style	Worksurface Grommet	Back Grom-met	Grommet Color	Key Option	Approx. Packaged Weight	TFL	HPL
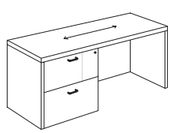 LICRD **Full Lateral-Left** • Central locking • Two lateral file drawers provide legal or letter filing • Front to back or side-to-side filing • Back grommet optional; back and worksurface grommet colors must match • Full back panel • Silver locks standard with aluminum or chrome pulls; black locks standard with black pulls	66x24x30	LI662466LL	□□□	□□	□□	□□□	Y	□□□□	□□	□□□	□□	264.0#	$ 2371	$ 2569
	72x24x30	LI662472LL	□□□	□□	□□	□□□	Y	□□□□	□□	□□□	□□	277.0#	2403	2612
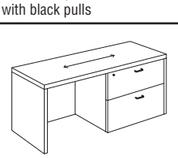 LICRD **Full Lateral-Right**	66x24x30	LI662466RL	□□□	□□	□□	□□□	Y	□□□□	□□	□□□	□□	264.0#	$ 2371	$ 2569
	72x24x30	LI662472RL	□□□	□□	□□	□□□	Y	□□□□	□□	□□□	□□	277.0#	2403	2612
		Ⓐ	Ⓑ	Ⓒ	Ⓓ	Ⓔ	Ⓕ	Ⓖ	Ⓗ	Ⓘ	Ⓙ			

HOW TO ORDER

Indicate the following information on order form:
1. Quantity of each item.
2. Model number, including options. See "How To Build a Model Number".
3. Any special service required.

Note: • The □ indicates that a choice is required.
- The absence of the □ indicates that no choice is required.
- Alpha-numeric characters in place of □ indicate that no other alternatives are available.

HOW TO BUILD A MODEL NUMBER

Ⓐ Select basic model.

Ⓑ Select worksurface option.
- **TFL** - Thermally fused laminate
- **HPL** - High pressure laminate

Ⓒ Select worksurface laminate color.
Refer to the **Product Color Options** page in this price list.

Ⓓ Select base laminate color.
Refer to the **Product Color Options** page in this price list.

Ⓔ Select pull option.
- **AAV** - Aluminum Alcove
- **AAC** - Aluminum Arc
- **ABM** - Aluminum Beam
- **AFL** - Aluminum Flair
- **AQD** - Aluminum Quadra
- **BAC** - Black Arc
- **BBM** - Black Beam
- **BQD** - Black Quadra
- **CAV** - Chrome Alcove
- **CFL** - Chrome Flair

Ⓕ Select edge style.
- **Y** - Flat edge

Ⓖ Select worksurface grommet option.
- **NGRM** - No grommet
- **GL** - Grommet left; add $61
- **GR** - Grommet right; add $61

GL-Grommet left (for use on right Multifile only)
GR - Grommet right (for use on left Multifile only)

Ⓗ Select back grommet.
- **NBGRM** - No back grommet
- **BGRM** - Back grommet

Ⓘ Select grommet color.
Refer to the **Product Color Options** page in this price list.

Ⓙ Select key option.
- **NLC** - No lock core
- **KS** - Key standard

SPECIAL SERVICES

Special Carton Marking

With specially marked information	N/C

Shipping

Ships **assembled, FOB Jasper, IN 47547, freight prepaid.** Freight class 100.

Specifications and prices are subject to change without prior notice.

Credenzas
Multi-file

Credenzas
Multi-file

	W x D x H	MODEL NUMBER Basic Model	Work-surface Option	Worksurface Laminate Color	Base Laminate Color	Pull Option	Edge Style	Worksurface Grommet	Back Grom-met	Grommet Color	Key Option	Approx. Packaged Weight	TFL	HPL
 LICRD **Full Multi-file-Left** • Locking file drawers only • Box/box/file/lateral storage • Front to back or side-to-side filing in lateral • Back grommet optional; back and worksurface grommet colors must match • Full back panel • Silver locks standard with aluminum or chrome pulls; black locks standard with black pulls	66x24x30	LI662466LMF	□□□	□□	□□	□□□	Y	□□□□	□□	□□□	□□	264.0#	$ 2490	$ 2687
	72x24x30	LI662472LMF	□□□	□□	□□	□□□	Y	□□□□	□□	□□□	□□	277.0#	2522	2731
 LICRD **Full Multi-file-Right**	66x24x30	LI662466RMF	□□□	□□	□□	□□□	Y	□□□□	□□	□□□	□□	264.0#	$ 2490	$ 2687
	72x24x30	LI662472RMF	□□□	□□	□□	□□□	Y	□□□□	□□	□□□	□□	277.0#	2522	2731
		Ⓐ	Ⓑ	Ⓒ	Ⓓ	Ⓔ	Ⓕ	Ⓖ	Ⓗ	Ⓘ	Ⓙ			

HOW TO ORDER

Indicate the following information on order form:
1. Quantity of each item.
2. Model number, including options. See “How To Build a Model Number”.
3. Any special service required.

Note: • The □ indicates that a choice is required.
• The absence of the □ indicates that no choice is required.
• Alpha-numeric characters in place of □ indicate that no other alternatives are available.

HOW TO BUILD A MODEL NUMBER

Ⓐ Select basic model.

Ⓑ Select worksurface option.
- **TFL** - Thermally fused laminate
- **HPL** - High pressure laminate

Ⓒ Select worksurface laminate color.
Refer to the **Product Color Options** page in this price list.

Ⓓ Select base laminate color.
Refer to the **Product Color Options** page in this price list.

Ⓔ Select pull option.
- **AAV** - Aluminum Alcove
- **AAC** - Aluminum Arc
- **ABM** - Aluminum Beam
- **AFL** - Aluminum Flair
- **AQD** - Aluminum Quadra
- **BAC** - Black Arc
- **BBM** - Black Beam
- **BQD** - Black Quadra
- **CAV** - Chrome Alcove
- **CFL** - Chrome Flair

Ⓕ Select edge style.
- **Y** - Flat edge

Ⓖ Select worksurface grommet option.
- **NGRM** - No grommet
- **GL** - Grommet left; add $61
- **GR** - Grommet right; add $61

GL-Grommet left (for use on right Multifile only)
GR - Grommet right (for use on left Multifile only)

Ⓗ Select back grommet.
- **NBGRM** - No back grommet
- **BGRM** - Back grommet

Ⓘ Select grommet color.
Refer to the **Product Color Options** page in this price list.

Ⓙ Select key option.
- **NLC** - No lock core
- **KS** - Key standard

SPECIAL SERVICES

Special Carton Marking

With specially marked information	N/C

Shipping

Ships **assembled, FOB Jasper, IN 47547, freight prepaid.** Freight class 100.

Specifications and prices are subject to change without prior notice.

Credenzas
Kneespace

Credenzas
Kneespace



LICRD

Kneespace

- Letter-width locking file/file pedestals
- Wire management from pedestal to kneespace
- Full back panel
- 33" kneespace on 66" models; 36" on 72" models
- Back grommet optional; back and worksurface grommet colors must match
- Silver locks standard with aluminum or chrome pulls; black locks standard with black pulls
- Vertical grain direction on drawers

	MODEL NUMBER												
W x D x H	Basic Model	Work-surface Option	Worksurface Laminate Color	Base Laminate Color	Pull Option	Edge Style	Worksurface Grommet	Back Grom-met	Grommet Color	Key Option	Approx. Packaged Weight	TFL	HPL
66x24x30	LI682466KC	□□□	□□	□□	□□□	Y	□□□□	□□	□□□	□□	220.0#	$ 2380	$ 2576
72x24x30	LI682472KC	□□□	□□	□□	□□□	Y	□□□□	□□	□□□	□□	240.0#	2558	2767
		Ⓑ	Ⓒ	Ⓓ	Ⓔ	Ⓕ	Ⓖ	Ⓗ	Ⓘ	Ⓙ			

HOW TO ORDER

Indicate the following information on order form:
1. Quantity of each item.
2. Model number, including options. See "How To Build a Model Number".
3. Any special service required.

Note: • The □ indicates that a choice is required.
- The absence of the □ indicates that no choice is required.
- Alpha-numeric characters in place of □ indicate that no other alternatives are available.

HOW TO BUILD A MODEL NUMBER

Ⓐ Select basic model.

Ⓑ Select worksurface option.

TFL	- Thermally fused laminate
HPL	- High pressure laminate

Ⓒ Select worksurface laminate color.
Refer to the **Product Color Options** page in this price list.

Ⓓ Select base laminate color.
Refer to the **Product Color Options** page in this price list.

Ⓔ Select pull option.

AAV	- Aluminum Alcove
AAC	- Aluminum Arc
ABM	- Aluminum Beam
AFL	- Aluminum Flair
AQD	- Aluminum Quadra
BAC	- Black Arc
BBM	- Black Beam
BQD	- Black Quadra
CAV	- Chrome Alcove
CFL	- Chrome Flair

Ⓕ Select edge style.

Y	- Flat edge

Ⓖ Select worksurface grommet option.

NGRM	- No grommet
GL	- Grommet left; add $61
GR	- Grommet right; add $61
GC	- Grommet center; add $61
GLR	- Grommet left and right; add $120

Ⓗ Select back grommet.

NBGRM	- No back grommet
BGRM	- Back grommet

Ⓘ Select grommet color.
Refer to the **Product Color Options** page in this price list.

Ⓙ Select key option.

NLC	- No lock core
KS	- Key standard

SPECIAL SERVICES

Special Carton Marking

With specially marked information N/C

Shipping

Ships **assembled, FOB Jasper, IN 47547, freight prepaid.** Freight class 100.

Specifications and prices are subject to change without prior notice.

Height-Adjustable Single Pedestal Desks

Rectangular with Stepped Front

Height-Adjustable Single Pedestal Desks
Rectangular with Stepped Front

		MODEL NUMBER															
	W x D	Basic Model	Work-surface Option	Modesty Panel	Control Option	Work-surface Lam-inate Color	Base Lam-inate Color	Pull Option	Edge Style	Grom-met Option	Grom-met Loca-tion	Grom-met Color	Key Option	Approx. Packaged Weight	TFL	HPL
	72x36	LH683672LPSSTS	□□□	□□□	□□□	□□□	□□□	□□□	Y	□□□	□□	□□□	□□□	420.0#	$ 6241	$ 6533

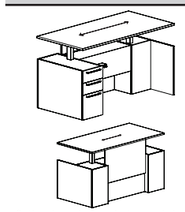

Optional moving modesty panel shown

LHHSD

Height-Adjustable Rectangular Desk with Stepped Front-Left

- Left pedestal in box/box/file configuration
- Support panel LH662812RSP is required when connecting HA components to a standard, stationary return or bridge. Specified separately.
- Wire management from pedestal to kneespace
- Includes black utility tray in box drawer
- Height adjustment mechanism is pre-installed
- MSWCH upgrade control switch features Bluetooth capability, three stand-up reminder intervals and four memory height positions
- Height range is 30" to 45"
- Load capacity is 180 pounds at even weight distribution
- Safety stop at 2" above chassis to prevent pinching
- 18-1/2" kneespace
- Not compatible with optional center drawer
- Full modesty panel
- Silver locks standard with aluminum or chrome pulls; black locks standard with black pulls
- Duo bezel specified separately

Ⓐ Ⓑ Ⓒ Ⓓ Ⓔ Ⓕ Ⓖ Ⓗ Ⓘ Ⓙ Ⓚ Ⓛ

HOW TO ORDER

Indicate the following information on order form:
1. Quantity of each item.
2. Model number, including options. See "How To Build a Model Number".
3. Any special service required.

Note: • The □ indicates that a choice is required.
- The absence of the □ indicates that no choice is required.
- Alpha-numeric characters in place of □ indicate that no other alternatives are available.

HOW TO BUILD A MODEL NUMBER

Ⓐ Select basic model.

Ⓑ Select worksurface option.
- **TFL** - Thermally fused laminate
- **HPL** - High pressure laminate

Ⓒ Select modesty option.
- **NMVMD** - No moving modesty
- **MVMD** - Moving modesty; add $206

Ⓓ Select control switch.
- **SWCH** - Standard switch
- **MSWCH** - Memory switch; add $126

Ⓔ Select worksurface laminate color.
Refer to the **Product Color Options** page in this price list.

Ⓕ Select base laminate color.
Refer to the **Product Color Options** page in this price list.

Ⓖ Select pull option.
- **AAV** - Aluminum Alcove
- **AAC** - Aluminum Arc
- **ABM** - Aluminum Beam
- **AFL** - Aluminum Flair
- **AQD** - Aluminum Quadra
- **BAC** - Black Arc
- **BBM** - Black Beam
- **BQD** - Black Quadra
- **CAV** - Chrome Alcove
- **CFL** - Chrome Flair

Ⓗ Select edge style.
- **Y** - Flat edge

Ⓘ Select worksurface grommet option.
- **NGRM** - No grommet
- **GWS** - Grommet with mesh wire management sleeve; add $121
- **GDUO** - Box with rectangular worksurface cutout to accept Duo bezel, specified separately; add $457
- **GBOX** - Box with center round worksurface grommet; add $457

Ⓙ Select grommet location.
- **CGL** - Cutout/grommet left
- **CGR** - Cutout/grommet right
- **CGC** - Cutout/grommet center

GWS locations are left, right and center. GRDUO and GMTBOX are located in the center but do not require a location selection.

Ⓚ Select grommet color.
Refer to the **Product Color Options** page in this price list.

Ⓛ Select key option.
- **NLC** - No lock core
- **KS** - Key standard

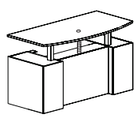

Mesh Wire Management Sleeve with Round Worksurface Grommet

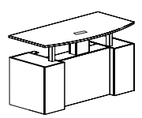

Box with Rectangular Worksurface Cutout to Accept Duo Bezel

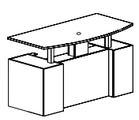

Box with Round Worksurface Grommet

Shown with Bow Front

SPECIAL SERVICES

Special Carton Marking

With specially marked information N/C

Shipping

Ships **assembled, FOB Jasper, IN 47547, freight prepaid.** Freight class 100.

Specifications and prices are subject to change without prior notice.

Height-Adjustable Single Pedestal Desks

Rectangular with Stepped Front

Height-Adjustable Single Pedestal Desks
Rectangular with Stepped Front

		MODEL NUMBER															
	W x D	Basic Model	Work-surface Option	Modesty Panel	Control Option	Work-surface Lam-inate Color	Base Lam-inate Color	Pull Option	Edge Style	Grom-met Option	Grom-met Loca-tion	Grom-met Color	Key Option	Approx. Packaged Weight	TFL	HPL
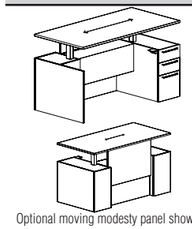	72x36	LH683672RPSSTS	□□□	□□□	□□□	□□□	□□□	□□□	Y	□□□	□□	□□□	□□□	420.0#	$ 6241	$ 6533

Optional moving modesty panel shown

LHHSD

Height-Adjustable Rectangular Desk with Stepped Front-Right

- Right pedestal in box/box/file configuration
- Support panel LH662812RSP is required when connecting HA components to a standard, stationary return or bridge. Specified separately.
- Wire management from pedestal to kneespace
- Includes black utility tray in box drawer
- Height adjustment mechanism is pre-installed
- MSWCH upgrade control switch features Bluetooth capability, three stand-up reminder intervals and four memory height positions
- Height range is 30" to 45"
- Load capacity is 180 pounds at even weight distribution
- Safety stop at 2" above chassis to prevent pinching
- 18-1/2" kneespace
- Not compatible with optional center drawer
- Full modesty panel
- Silver locks standard with aluminum or chrome pulls; black locks standard with black pulls
- Duo bezel specified separately

Ⓐ Ⓑ Ⓒ Ⓓ Ⓔ Ⓕ Ⓖ Ⓗ Ⓘ Ⓙ Ⓚ Ⓛ

HOW TO ORDER

Indicate the following information on order form:
1. Quantity of each item.
2. Model number, including options. See "How To Build a Model Number".
3. Any special service required.

Note: • The □ indicates that a choice is required.
- The absence of the □ indicates that no choice is required.
- Alpha-numeric characters in place of □ indicate that no other alternatives are available.

HOW TO BUILD A MODEL NUMBER

Ⓐ Select basic model.

Ⓑ Select worksurface option.
- **TFL** - Thermally fused laminate
- **HPL** - High pressure laminate

Ⓒ Select modesty option.
- **NMVMD** - No moving modesty
- **MVMD** - Moving modesty; add $206

Ⓓ Select control switch.
- **SWCH** - Standard switch
- **MSWCH** - Memory switch; add $126

Ⓔ Select worksurface laminate color.
Refer to the **Product Color Options** page in this price list.

Ⓕ Select base laminate color.
Refer to the **Product Color Options** page in this price list.

Ⓖ Select pull option.
- **AAV** - Aluminum Alcove
- **AAC** - Aluminum Arc
- **ABM** - Aluminum Beam
- **AFL** - Aluminum Flair
- **AQD** - Aluminum Quadra
- **BAC** - Black Arc
- **BBM** - Black Beam
- **BQD** - Black Quadra
- **CAV** - Chrome Alcove
- **CFL** - Chrome Flair

Ⓗ Select edge style.
- **Y** - Flat edge

Ⓘ Select worksurface grommet option.
- **NGRM** - No grommet
- **GWS** - Grommet with mesh wire management sleeve; add $121
- **GDUO** - Box with rectangular worksurface cutout to accept Duo bezel, specified separately; add $457
- **GBOX** - Box with center round worksurface grommet; add $457

Ⓙ Select grommet location.
- **CGL** - Cutout/grommet left
- **CGR** - Cutout/grommet right
- **CGC** - Cutout/grommet center

GWS locations are left, right and center. GR-DUO and GMTBOX are located in the center but do not require a location selection.

Ⓚ Select grommet color.
Refer to the **Product Color Options** page in this price list.

Ⓛ Select key option.
- **NLC** - No lock core
- **KS** - Key standard

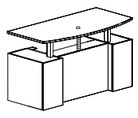

Mesh Wire Management Sleeve with Round Worksurface Grommet

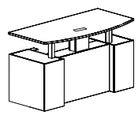

Box with Rectangular Worksurface Cutout to Accept Duo Bezel

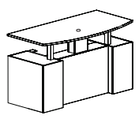

Box with Round Worksurface Grommet

Shown with Bow Front

SPECIAL SERVICES

Special Carton Marking

With specially marked information N/C

Shipping

Ships **assembled, FOB Jasper, IN 47547, freight prepaid.** Freight class 100.

Specifications and prices are subject to change without prior notice.

Height-Adjustable Single Pedestal Desks

Bow Top with Stepped Front

Height-Adjustable Single Pedestal Desks

Bow Top with Stepped Front

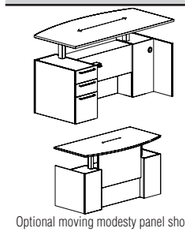

Optional moving modesty panel shown

LHHSD

Height-Adjustable Bow Top Desk with Stepped Front-Left

- Left pedestal in box/box/file configuration
- Support panel LH662812RSP is required when connecting HA components to a standard, stationary return or bridge. Specified separately.
- Wire management from pedestal to kneespace
- Includes black utility tray in box drawer
- Height adjustment mechanism is pre-installed
- MSWCH upgrade control switch features Bluetooth capability, three stand-up reminder intervals and four memory height positions
- Height range is 30" to 45"
- Load capacity is 180 pounds at even weight distribution
- Safety stop at 2" above chassis to prevent pinching
- 15" kneespace
- Not compatible with optional center drawer
- Full modesty panel
- Silver locks standard with aluminum or chrome pulls; black locks standard with black pulls
- Duo bezel specified separately

	MODEL NUMBER														
	W x D	Basic Model	Work-surface Option	Modesty Panel	Control Option	Work-surface Lam-inate Color	Base Lam-inate Color	Pull Option	Edge Style	Grom-met Option	Grom-met Loca-tion	Grom-met Color	Key Option	Approx. Packaged Weight	TFL	HPL
		Ⓐ	Ⓑ	Ⓒ	Ⓓ	Ⓔ	Ⓕ	Ⓖ	Ⓗ	Ⓘ	Ⓙ	Ⓚ	Ⓛ			
	72x36	LH683672BLPSSTS	□□□	□□□	□□□	□□□	□□□	□□□	Y	□□□	□□	□□□	□□□	420.0#	$ 6639	$ 6935

HOW TO ORDER

Indicate the following information on order form:
1. Quantity of each item.
2. Model number, including options. See "How To Build a Model Number".
3. Any special service required.

Note: • The □ indicates that a choice is required.
- The absence of the □ indicates that no choice is required.
- Alpha-numeric characters in place of □ indicate that no other alternatives are available.

HOW TO BUILD A MODEL NUMBER

Ⓐ Select basic model.

Ⓑ Select worksurface option.
- **TFL** - Thermally fused laminate
- **HPL** - High pressure laminate

Ⓒ Select modesty option.
- **NMVMD** - No moving modesty
- **MVMD** - Moving modesty; add $206

Ⓓ Select control switch.
- **SWCH** - Standard switch
- **MSWCH** - Memory switch; add $126

Ⓔ Select worksurface laminate color. Refer to the **Product Color Options** page in this price list.

Ⓕ Select base laminate color. Refer to the **Product Color Options** page in this price list.

Ⓖ Select pull option.
- **AAV** - Aluminum Alcove
- **AAC** - Aluminum Arc
- **ABM** - Aluminum Beam
- **AFL** - Aluminum Flair
- **AQD** - Aluminum Quadra
- **BAC** - Black Arc
- **BBM** - Black Beam
- **BQD** - Black Quadra
- **CAV** - Chrome Alcove
- **CFL** - Chrome Flair

Ⓗ Select edge style.
- **Y** - Flat edge

Ⓘ Select worksurface grommet option.
- **NGRM** - No grommet
- **GWS** - Grommet with mesh wire management sleeve; add $121
- **GDUO** - Box with rectangular worksurface cutout to accept Duo bezel, specified separately; add $457
- **GBOX** - Box with center round worksurface grommet; add $457

Ⓙ Select grommet location.
- **CGL** - Cutout/grommet left
- **CGR** - Cutout/grommet right
- **CGC** - Cutout/grommet center

GWS locations are left, right and center. GRDUO and GMTBOX are located in the center but do not require a location selection.

Ⓚ Select grommet color. Refer to the **Product Color Options** page in this price list.

Ⓛ Select key option.
- **NLC** - No lock core
- **KS** - Key standard

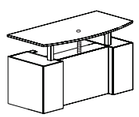

Mesh Wire Management Sleeve with Round Worksurface Grommet

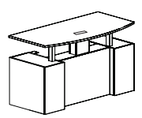

Box with Rectangular Worksurface Cutout to Accept Duo Bezel

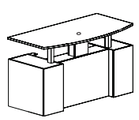

Box with Round Worksurface Grommet

Shown with Bow Front

SPECIAL SERVICES

Special Carton Marking

With specially marked information N/C

Shipping

Ships **assembled, FOB Jasper, IN 47547, freight prepaid.** Freight class 100.

Specifications and prices are subject to change without prior notice.

Height-Adjustable Single Pedestal Desks

Bow Top with Stepped Front

Height-Adjustable Single Pedestal Desks

Bow Top with Stepped Front

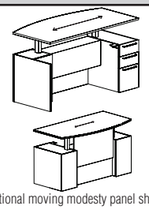

Optional moving modesty panel shown

LHHSD

Height-Adjustable Bow Top Desk with Stepped Front-Right

- Right pedestal in box/box/file configuration
- Support panel LH662812RSP is required when connecting HA components to a standard, stationary return or bridge. Specified separately.
- Wire management from pedestal to kneespace
- Includes black utility tray in box drawer
- Height adjustment mechanism is pre-installed
- MSWCH upgrade control switch features Bluetooth capability, three stand-up reminder intervals and four memory height positions
- Height range is 30" to 45"
- Load capacity is 180 pounds at even weight distribution
- Safety stop at 2" above chassis to prevent pinching
- 15" kneespace
- Not compatible with optional center drawer
- Full modesty panel
- Silver locks standard with aluminum or chrome pulls; black locks standard with black pulls
- Duo bezel specified separately

	MODEL NUMBER														
	W x D	Basic Model	Work-surface Option	Modesty Panel	Control Option	Work-surface Lam-inate Color	Base Lam-inate Color	Pull Option	Edge Style	Grom-met Option	Grom-met Loca-tion	Grom-met Color	Key Option	Approx. Packaged Weight	TFL	HPL
	72x36	LH683672BRPSSTS	□□□	□□□	□□□	□□□	□□□	□□□	Y	□□□	□□	□□□	□□□	420.0#	$ 6639	$ 6935

Height-Adjustable Single Pedestal Desks

Rectangular with Recessed Front

Height-Adjustable Single Pedestal Desks

Rectangular with Recessed Front

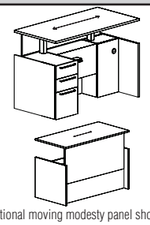

Optional moving modesty panel shown

LHHSD

Height-Adjustable Rectangular Desk with Recessed Front-Left

- Left pedestal in box/box/file configuration
- Support panel LH662812RSP is required when connecting HA components to a standard, stationary return or bridge. Specified separately.
- Wire management from pedestal to kneespace
- Includes black utility tray in box drawer
- Height adjustment mechanism is pre-installed
- MSWCH upgrade control switch features Bluetooth capability, three stand-up reminder intervals and four memory height positions
- Height range is 30" to 45"
- Load capacity is 180 pounds at even weight distribution
- Safety stop at 2" above chassis to prevent pinching
- 15" kneespace depth on 30"D tops; 18-1/2" kneespace on 36"D tops
- Not compatible with optional center drawer
- Full modesty panel
- Silver locks standard with aluminum or chrome pulls; black locks standard with black pulls
- Duo bezel specified separately

	MODEL NUMBER														
W x D	Basic Model	Work-surface Option	Modesty Panel	Control Option	Work-surface Lam-inate Color	Base Lam-inate Color	Pull Option	Edge Style	Grom-met Option	Grom-met Loca-tion	Grom-met Color	Key Option	Approx. Packaged Weight	TFL	HPL
60x30	LH683060LPSTS	□□□	□□□	□□□	□□□	□□□	□□□	Y	□□□	□□	□□□	□□□	250.0#	$ 5805	$ 6046
66x30	LH683066LPSTS	□□□	□□□	□□□	□□□	□□□	□□□	Y	□□□	□□	□□□	□□□	280.0#	5894	6151
72x30	LH683072LPSTS	□□□	□□□	□□□	□□□	□□□	□□□	Y	□□□	□□	□□□	□□□	310.0#	5987	6260
72x36	LH683672LPSTS	□□□	□□□	□□□	□□□	□□□	□□□	Y	□□□	□□	□□□	□□□	430.0#	6022	6312

Ⓐ Ⓑ Ⓒ Ⓓ Ⓔ Ⓕ Ⓖ Ⓗ Ⓘ Ⓙ Ⓚ Ⓛ

HOW TO ORDER

Indicate the following information on order form:
1. Quantity of each item.
2. Model number, including options. See "How To Build a Model Number".
3. Any special service required.

Note: • The □ indicates that a choice is required.
- The absence of the □ indicates that no choice is required.
- Alpha-numeric characters in place of □ indicate that no other alternatives are available.

HOW TO BUILD A MODEL NUMBER

Ⓐ Select basic model.

Ⓑ Select worksurface option.
- **TFL** - Thermally fused laminate
- **HPL** - High pressure laminate

Ⓒ Select modesty option.
- **NMVMD** - No moving modesty
- **MVMD** - Moving modesty; add $206

Ⓓ Select control switch.
- **SWCH** - Standard switch
- **MSWCH** - Memory switch; add $126

Ⓔ Select worksurface laminate color.
Refer to the **Product Color Options** page in this price list.

Ⓕ Select base laminate color.
Refer to the **Product Color Options** page in this price list.

Ⓖ Select pull option.
- **AAV** - Aluminum Alcove
- **AAC** - Aluminum Arc
- **ABM** - Aluminum Beam
- **AFL** - Aluminum Flair
- **AQD** - Aluminum Quadra
- **BAC** - Black Arc
- **BBM** - Black Beam
- **BQD** - Black Quadra
- **CAV** - Chrome Alcove
- **CFL** - Chrome Flair

Ⓗ Select edge style.
- **Y** - Flat edge

Ⓘ Select worksurface grommet option.
- **NGRM** - No grommet
- **GWS** - Grommet with mesh wire management sleeve; add $121
- **GDUO** - Box with rectangular worksurface cutout to accept Duo bezel, specified separately; add $457
- **GBOX** - Box with center round worksurface grommet; add $457

Ⓙ Select grommet location.
- **CGL** - Cutout/grommet left
- **CGR** - Cutout/grommet right
- **CGC** - Cutout/grommet center

GWS locations are left, right and center. GRDUO and GMTBOX are located in the center but do not require a location selection.

Ⓚ Select grommet color.
Refer to the **Product Color Options** page in this price list.

Ⓛ Select key option.
- **NLC** - No lock core
- **KS** - Key standard

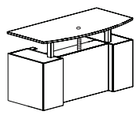

Mesh Wire Management Sleeve with Round Worksurface Grommet

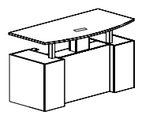

Box with Rectangular Worksurface Cutout to Accept Duo Bezel

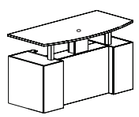

Box with Round Worksurface Grommet

Shown with Bow Front

SPECIAL SERVICES

Special Carton Marking

With specially marked information N/C

Shipping

Ships **assembled, FOB Jasper, IN 47547, freight prepaid.** Freight class 100.

Specifications and prices are subject to change without prior notice.

Height-Adjustable Single Pedestal Desks

Rectangular with Recessed Front

Height-Adjustable Single Pedestal Desks
Rectangular with Recessed Front

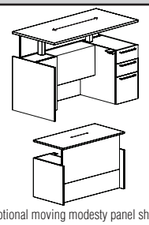

Optional moving modesty panel shown

LHHSD

Height-Adjustable Rectangular Desk with Recessed Front-Right

- Right pedestal in box/box/file configuration
- Support panel LH662812RSP is required when connecting HA components to a standard, stationary return or bridge. Specified separately.
- Wire management from pedestal to kneespace
- Includes black utility tray in box drawer
- Height adjustment mechanism is pre-installed
- MSWCH upgrade control switch features Bluetooth capability, three stand-up reminder intervals and four memory height positions
- Height range is 30" to 45"
- Load capacity is 180 pounds at even weight distribution
- Safety stop at 2" above chassis to prevent pinching
- 15" kneespace depth on 30"D tops; 18-1/2" kneespace on 36"D tops
- Not compatible with optional center drawer
- Full modesty panel
- Silver locks standard with aluminum or chrome pulls; black locks standard with black pulls
- Duo bezel specified separately

	MODEL NUMBER													Approx. Packaged Weight	TFL	HPL
W x D	Basic Model	Work-surface Option	Modesty Panel	Control Option	Work-surface Lam-inate Color	Base Lam-inate Color	Pull Option	Edge Style	Grom-met Option	Grom-met Loca-tion	Grom-met Color	Key Option				
		Ⓐ	Ⓑ	Ⓒ	Ⓓ	Ⓔ	Ⓕ	Ⓖ	Ⓗ	Ⓘ	Ⓙ	Ⓚ	Ⓛ			
60x30	LH683060RPSTS	□□□	□□□	□□□	□□□	□□□	□□□	Y	□□□	□□	□□□	□□□		250.0#	$ 5805	$ 6046
66x30	LH683066RPSTS	□□□	□□□	□□□	□□□	□□□	□□□	Y	□□□	□□	□□□	□□□		280.0#	5894	6151
72x30	LH683072RPSTS	□□□	□□□	□□□	□□□	□□□	□□□	Y	□□□	□□	□□□	□□□		310.0#	5987	6260
72x36	LH683672RPSTS	□□□	□□□	□□□	□□□	□□□	□□□	Y	□□□	□□	□□□	□□□		430.0#	6022	6312

HOW TO ORDER

Indicate the following information on order form:
1. Quantity of each item.
2. Model number, including options. See "How To Build a Model Number".
3. Any special service required.

Note: • The □ indicates that a choice is required.
- The absence of the □ indicates that no choice is required.
- Alpha-numeric characters in place of □ indicate that no other alternatives are available.

HOW TO BUILD A MODEL NUMBER

Ⓐ Select basic model.

Ⓑ Select worksurface option.
- **TFL** - Thermally fused laminate
- **HPL** - High pressure laminate

Ⓒ Select modesty option.
- **NMVMD** - No moving modesty
- **MVMD** - Moving modesty; add $206

Ⓓ Select control switch.
- **SWCH** - Standard switch
- **MSWCH** - Memory switch; add $126

Ⓔ Select worksurface laminate color.
Refer to the **Product Color Options** page in this price list.

Ⓕ Select base laminate color.
Refer to the **Product Color Options** page in this price list.

Ⓖ Select pull option.
- **AAV** - Aluminum Alcove
- **AAC** - Aluminum Arc
- **ABM** - Aluminum Beam
- **AFL** - Aluminum Flair
- **AQD** - Aluminum Quadra
- **BAC** - Black Arc
- **BBM** - Black Beam
- **BQD** - Black Quadra
- **CAV** - Chrome Alcove
- **CFL** - Chrome Flair

Ⓗ Select edge style.
- **Y** - Flat edge

Ⓘ Select worksurface grommet option.
- **NGRM** - No grommet
- **GWS** - Grommet with mesh wire management sleeve; add $121
- **GDUO** - Box with rectangular worksurface cutout to accept Duo bezel, specified separately; add $457
- **GBOX** - Box with center round worksurface grommet; add $457

Ⓙ Select grommet location.
- **CGL** - Cutout/grommet left
- **CGR** - Cutout/grommet right
- **CGC** - Cutout/grommet center

GWS locations are left, right and center. GRDUO and GMTBOX are located in the center but do not require a location selection.

Ⓚ Select grommet color.
Refer to the **Product Color Options** page in this price list.

Ⓛ Select key option.
- **NLC** - No lock core
- **KS** - Key standard

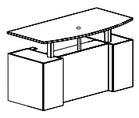

Mesh Wire Management Sleeve with Round Worksurface Grommet

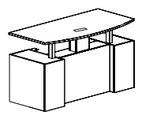

Box with Rectangular Worksurface Cutout to Accept Duo Bezel

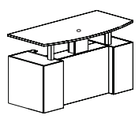

Box with Round Worksurface Grommet

Shown with Bow Front

SPECIAL SERVICES

Special Carton Marking

With specially marked information N/C

Shipping

Ships **assembled, FOB Jasper, IN 47547, freight prepaid.** Freight class 100.

Specifications and prices are subject to change without prior notice.

Height-Adjustable Single Pedestal Desks

Bow Top with Recessed Front

Height-Adjustable Single Pedestal Desks

Bow Top with Recessed Front

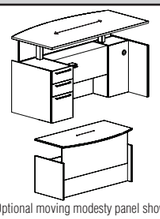

Optional moving modesty panel shown

LHHSD

Height-Adjustable Bow Top Desk with Recessed Front-Left

- Left pedestal in box/box/file configuration
- Support panel LH662812RSP is required when connecting HA components to a standard, stationary return or bridge. Specified separately.
- Wire management from pedestal to kneespace
- Includes black utility tray in box drawer
- Height adjustment mechanism is pre-installed
- MSWCH upgrade control switch features Bluetooth capability, three stand-up reminder intervals and four memory height positions
- Height range is 30" to 45"
- Load capacity is 180 pounds at even weight distribution
- Safety stop at 2" above chassis to prevent pinching
- 15" kneespace
- Not compatible with optional center drawer
- Full modesty panel
- Silver locks standard with aluminum or chrome pulls; black locks standard with black pulls
- Duo bezel specified separately

	MODEL NUMBER														
	W x D	Basic Model	Work-surface Option	Modesty Panel	Control Option	Work-surface Lam-inate Color	Base Lam-inate Color	Pull Option	Edge Style	Grom-met Option	Grom-met Loca-tion	Grom-met Color	Key Option	Approx. Packaged Weight	TFL	HPL
	72x36	LH683672BLPSTS	□□□	□□□	□□□	□□□	□□□	□□□	Y	□□□	□□	□□□	□□□	420.0#	$ 6469	$ 6764

Height-Adjustable Single Pedestal Desks

Bow Top with Recessed Front

Height-Adjustable Single Pedestal Desks

Bow Top with Recessed Front

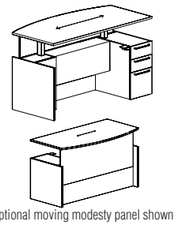

Optional moving modesty panel shown

LHHSD

Height-Adjustable Bow Top Desk with Recessed Front-Right

- Right pedestal in box/box/file configuration
- Support panel LH662812RSP is required when connecting HA components to a standard, stationary return or bridge. Specified separately.
- Wire management from pedestal to kneespace
- Includes black utility tray in box drawer
- Height adjustment mechanism is pre-installed
- MSWCH upgrade control switch features Bluetooth capability, three stand-up reminder intervals and four memory height positions
- Height range is 30" to 45"
- Load capacity is 180 pounds at even weight distribution
- Safety stop at 2" above chassis to prevent pinching
- 15" kneespace
- Not compatible with optional center drawer
- Full modesty panel
- Silver locks standard with aluminum or chrome pulls; black locks standard with black pulls
- Duo bezel specified separately

	MODEL NUMBER														
	W x D	Basic Model	Work-surface Option	Modesty Panel	Control Option	Work-surface Laminate Color	Base Laminate Color	Pull Option	Edge Style	Grommet Option	Grommet Location	Grommet Color	Key Option	Approx. Packaged Weight	TFL	HPL
		Ⓐ	Ⓑ	Ⓒ	Ⓓ	Ⓔ	Ⓕ	Ⓖ	Ⓗ	Ⓘ	Ⓙ	Ⓚ	Ⓛ			
	72x36	LH683672BRPSTS	□□□	□□□	□□□	□□□	□□□	□□□	Y	□□□	□□	□□□	□□□	420.0#	$ 6469	$ 6764

HOW TO ORDER

Indicate the following information on order form:
1. Quantity of each item.
2. Model number, including options. See "How To Build a Model Number".
3. Any special service required.

Note: • The □ indicates that a choice is required.
- The absence of the □ indicates that no choice is required.
- Alpha-numeric characters in place of □ indicate that no other alternatives are available.

HOW TO BUILD A MODEL NUMBER

Ⓐ Select basic model.

Ⓑ Select worksurface option.
- **TFL** - Thermally fused laminate
- **HPL** - High pressure laminate

Ⓒ Select modesty option.
- **NMVMD** - No moving modesty
- **MVMD** - Moving modesty; add $206

Ⓓ Select control switch.
- **SWCH** - Standard switch
- **MSWCH** - Memory switch; add $126

Ⓔ Select worksurface laminate color. Refer to the **Product Color Options** page in this price list.

Ⓕ Select base laminate color. Refer to the **Product Color Options** page in this price list.

Ⓖ Select pull option.
- **AAV** - Aluminum Alcove
- **AAC** - Aluminum Arc
- **ABM** - Aluminum Beam
- **AFL** - Aluminum Flair
- **AQD** - Aluminum Quadra
- **BAC** - Black Arc
- **BBM** - Black Beam
- **BQD** - Black Quadra
- **CAV** - Chrome Alcove
- **CFL** - Chrome Flair

Ⓗ Select edge style.
- **Y** - Flat edge

Ⓘ Select worksurface grommet option.
- **NGRM** - No grommet
- **GWS** - Grommet with mesh wire management sleeve; add $121
- **GDUO** - Box with rectangular worksurface cutout to accept Duo bezel, specified separately; add $457
- **GBOX** - Box with center round worksurface grommet; add $457

Ⓙ Select grommet location.
- **CGL** - Cutout/grommet left
- **CGR** - Cutout/grommet right
- **CGC** - Cutout/grommet center

GWS locations are left, right and center. GRDUO and GMTBOX are located in the center but do not require a location selection.

Ⓚ Select grommet color. Refer to the **Product Color Options** page in this price list.

Ⓛ Select key option.
- **NLC** - No lock core
- **KS** - Key standard

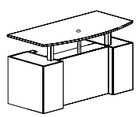

Mesh Wire Management Sleeve with Round Worksurface Grommet

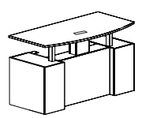

Box with Rectangular Worksurface Cutout to Accept Duo Bezel

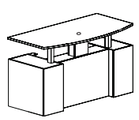

Box with Round Worksurface Grommet

Shown with Bow Front

SPECIAL SERVICES

Special Carton Marking

With specially marked information N/C

Shipping

Ships **assembled, FOB Jasper, IN 47547, freight prepaid.** Freight class 100.

Specifications and prices are subject to change without prior notice.

Height-Adjustable Double Pedestal Desks

Rectangular with Stepped Front

Height-Adjustable Double Pedestal Desks

Rectangular with Stepped Front

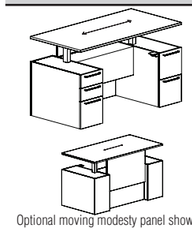

Optional moving modesty panel shown

LHHAD

Height-Adjustable Rectangular Desk with Stepped Front

- Box/box/file in left pedestal; file/file right
- Wire management from pedestal to kneespace
- Includes black utility tray in box drawer
- Height adjustment mechanism is pre-installed
- MSWCH upgrade control switch features Bluetooth capability, three stand-up reminder intervals and four memory height positions
- Height range is 30" to 45"
- Load capacity is 180 pounds at even weight distribution
- Safety stop at 2" above chassis to prevent pinching
- 18-1/2" kneespace
- Not compatible with optional center drawer
- Full modesty panel
- Silver locks standard with aluminum or chrome pulls; black locks standard with black pulls
- Duo bezel specified separately

	MODEL NUMBER														
	W x D	Basic Model	Work-surface Option	Modesty Panel	Control Option	Work-surface Lam-inate Color	Base Lam-inate Color	Pull Option	Edge Style	Grom-met Option	Grom-met Loca-tion	Grom-met Color	Key Option	Approx. Packaged Weight	TFL	HPL
	72x36	LH683672DPSSTS	□□□	□□□	□□□	□□□	□□□	□□□	Y	□□□	□□	□□□	□□□	525.0#	$ 7245	$ 7537

Ⓐ

Ⓑ Ⓒ Ⓓ Ⓔ Ⓕ Ⓖ Ⓗ Ⓘ Ⓙ Ⓚ Ⓛ

HOW TO ORDER

Indicate the following information on order form:
1. Quantity of each item.
2. Model number, including options. See "How To Build a Model Number".
3. Any special service required.

Note: • The □ indicates that a choice is required.
- The absence of the □ indicates that no choice is required.
- Alpha-numeric characters in place of □ indicate that no other alternatives are available.

HOW TO BUILD A MODEL NUMBER

Ⓐ Select basic model.

Ⓑ Select worksurface option.
- **TFL** - Thermally fused laminate
- **HPL** - High pressure laminate

Ⓒ Select modesty option.
- **NMVMD** - No moving modesty
- **MVMD** - Moving modesty; add $206

Ⓓ Select control switch.
- **SWCH** - Standard switch
- **MSWCH** - Memory switch; add $126

Ⓔ Select worksurface laminate color.
Refer to the **Product Color Options** page in this price list.

Ⓕ Select base laminate color.
Refer to the **Product Color Options** page in this price list.

Ⓖ Select pull option.
- **AAV** - Aluminum Alcove
- **AAC** - Aluminum Arc
- **ABM** - Aluminum Beam
- **AFL** - Aluminum Flair
- **AQD** - Aluminum Quadra
- **BAC** - Black Arc
- **BBM** - Black Beam
- **BQD** - Black Quadra
- **CAV** - Chrome Alcove
- **CFL** - Chrome Flair

Ⓗ Select edge style.
- **Y** - Flat edge

Ⓘ Select worksurface grommet option.
- **NGRM** - No grommet
- **GWS** - Grommet with mesh wire management sleeve; add $121
- **GDUO** - Box with rectangular worksurface cutout to accept Duo bezel, specified separately; add $457
- **GBOX** - Box with center round worksurface grommet; add $457

Ⓙ Select grommet location.
- **CGL** - Cutout/grommet left
- **CGR** - Cutout/grommet right
- **CGC** - Cutout/grommet center

GWS locations are left, right and center. GR-DUO and GMTBOX are located in the center but do not require a location selection.

Ⓚ Select grommet color.
Refer to the **Product Color Options** page in this price list.

Ⓛ Select key option.
- **NLC** - No lock core
- **KS** - Key standard

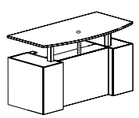

Mesh Wire Management Sleeve with Round Worksurface Grommet

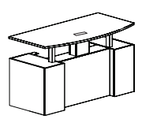

Box with Rectangular Worksurface Cutout to Accept Duo Bezel

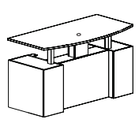

Box with Round Worksurface Grommet

Shown with Bow Front

SPECIAL SERVICES

Special Carton Marking

With specially marked information N/C

Shipping

Ships **assembled, FOB Jasper, IN 47547, freight prepaid.** Freight class 100.

Specifications and prices are subject to change without prior notice.

Height-Adjustable Double Pedestal Desks

Bow Top with Stepped Front

Height-Adjustable Double Pedestal Desks

Bow Top with Stepped Front

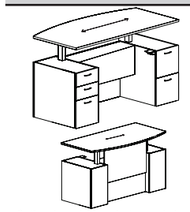

Optional moving modesty panel shown

LHHAD

Height-Adjustable Bow Top Desk with Stepped Front

- Box/box/file in left pedestal; file/file right
- Wire management from pedestal to kneespace
- Includes black utility tray in box drawer
- Height adjustment mechanism is pre-installed
- MSWCH upgrade control switch features Bluetooth capability, three stand-up reminder intervals and four memory height positions
- Height range is 30" to 45"
- Load capacity is 180 pounds at even weight distribution
- Safety stop at 2" above chassis to prevent pinching
- 15" kneespace
- Not compatible with optional center drawer
- Full modesty panel
- Silver locks standard with aluminum or chrome pulls; black locks standard with black pulls
- Duo bezel specified separately

	MODEL NUMBER															
	W x D	Basic Model	Work-surface Option	Modesty Panel	Control Option	Work-surface Lam-inate Color	Base Lam-inate Color	Pull Option	Edge Style	Grom-met Option	Grom-met Loca-tion	Grom-met Color	Key Option	Approx. Packaged Weight	TFL	HPL
A	72x36	LH683672BDPSSTS	□□□	□□□	□□□	□□□	□□□	□□□	Y	□□□	□□	□□□	□□□	510.0#	$ 6979	$ 7274

A B C D E F G H I J K L

HOW TO ORDER

Indicate the following information on order form:
1. Quantity of each item.
2. Model number, including options. See "How To Build a Model Number".
3. Any special service required.

Note: • The □ indicates that a choice is required.
- The absence of the □ indicates that no choice is required.
- Alpha-numeric characters in place of □ indicate that no other alternatives are available.

HOW TO BUILD A MODEL NUMBER

A Select basic model.

B Select worksurface option.

TFL	- Thermally fused laminate
HPL	- High pressure laminate

C Select modesty option.

NMVMD	- No moving modesty
MVMD	- Moving modesty; add $206

D Select control switch.

SWCH	- Standard switch
MSWCH	- Memory switch; add $126

E Select worksurface laminate color.
Refer to the **Product Color Options** page in this price list.

F Select base laminate color.
Refer to the **Product Color Options** page in this price list.

G Select pull option.

AAV	- Aluminum Alcove
AAC	- Aluminum Arc
ABM	- Aluminum Beam
AFL	- Aluminum Flair
AQD	- Aluminum Quadra
BAC	- Black Arc
BBM	- Black Beam
BQD	- Black Quadra
CAV	- Chrome Alcove
CFL	- Chrome Flair

H Select edge style.

Y	- Flat edge

I Select worksurface grommet option.

NGRM	- No grommet
GWS	- Grommet with mesh wire management sleeve; add $121
GDUO	- Box with rectangular worksurface cutout to accept Duo bezel, specified separately; add $457
GBOX	- Box with center round worksurface grommet; add $457

J Select grommet location.

CGL	- Cutout/grommet left
CGR	- Cutout/grommet right
CGC	- Cutout/grommet center

GWS locations are left, right and center. GR-DUO and GMTBOX are located in the center but do not require a location selection.

K Select grommet color.
Refer to the **Product Color Options** page in this price list.

L Select key option.

NLC	- No lock core
KS	- Key standard

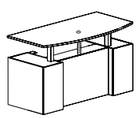

Mesh Wire Management Sleeve with Round Worksurface Grommet

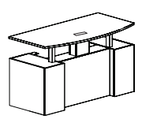

Box with Rectangular Worksurface Cutout to Accept Duo Bezel

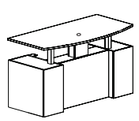

Box with Round Worksurface Grommet

Shown with Bow Front

SPECIAL SERVICES

Special Carton Marking

With specially marked information N/C

Shipping

Ships **assembled, FOB Jasper, IN 47547, freight prepaid.** Freight class 100.

Specifications and prices are subject to change without prior notice.

Height-Adjustable Double Pedestal Desks

Rectangular with Recessed Front

Height-Adjustable Double Pedestal Desks
Rectangular with Recessed Front

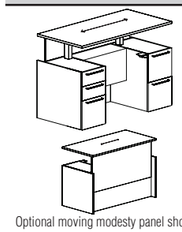

Optional moving modesty panel shown

LHHAD

Height-Adjustable Rectangular Desk with Recessed Front

- Box/box/file in left pedestal; file/file right
- Wire management from pedestal to kneespace
- Includes black utility tray in box drawer
- Height adjustment mechanism is pre-installed
- MSWCH upgrade control switch features Bluetooth capability, three stand-up reminder intervals and four memory height positions
- Height range is 30" to 45"
- Load capacity is 180 pounds at even weight distribution
- Safety stop at 2" above chassis to prevent pinching
- 15" kneespace depth on 30"D tops; 18-1/2" kneespace on 36"D tops
- Not compatible with optional center drawer
- Full modesty panel
- Silver locks standard with aluminum or chrome pulls; black locks standard with black pulls
- Duo bezel specified separately

	MODEL NUMBER														
	W x D	Basic Model	Work-surface Option	Modesty Panel	Control Option	Work-surface Lam-inate Color	Base Lam-inate Color	Pull Option	Edge Style	Grom-met Option	Grom-met Loca-tion	Grom-met Color	Key Option	Approx. Packaged Weight	TFL	HPL
	60X30	LH683060DPSTS	□□□	□□□	□□□	□□□	□□□	□□□	Y	□□□	□□	□□□	□□□	458.0#	$ 6134	$ 6375
	66X30	LH683066DPSTS	□□□	□□□	□□□	□□□	□□□	□□□	Y	□□□	□□	□□□	□□□	490.0#	6248	6505
	72X30	LH683072DPSTS	□□□	□□□	□□□	□□□	□□□	□□□	Y	□□□	□□	□□□	□□□	510.0#	6344	6617
	72x36	LH683672DPSTS	□□□	□□□	□□□	□□□	□□□	□□□	Y	□□□	□□	□□□	□□□	525.0#	6442	6732

Ⓐ Ⓑ Ⓒ Ⓓ Ⓔ Ⓕ Ⓖ Ⓗ Ⓘ Ⓙ Ⓚ Ⓛ

HOW TO ORDER

Indicate the following information on order form:
1. Quantity of each item.
2. Model number, including options. See "How To Build a Model Number".
3. Any special service required.

Note: • The □ indicates that a choice is required.
- The absence of the □ indicates that no choice is required.
- Alpha-numeric characters in place of □ indicate that no other alternatives are available.

HOW TO BUILD A MODEL NUMBER

Ⓐ Select basic model.

Ⓑ Select worksurface option.
- **TFL** - Thermally fused laminate
- **HPL** - High pressure laminate

Ⓒ Select modesty option.
- **NMVMD** - No moving modesty
- **MVMD** - Moving modesty; add $206

Ⓓ Select control switch.
- **SWCH** - Standard switch
- **MSWCH** - Memory switch; add $126

Ⓔ Select worksurface laminate color.
Refer to the **Product Color Options** page in this price list.

Ⓕ Select base laminate color.
Refer to the **Product Color Options** page in this price list.

Ⓖ Select pull option.
- **AAV** - Aluminum Alcove
- **AAC** - Aluminum Arc
- **ABM** - Aluminum Beam
- **AFL** - Aluminum Flair
- **AQD** - Aluminum Quadra
- **BAC** - Black Arc
- **BBM** - Black Beam
- **BQD** - Black Quadra
- **CAV** - Chrome Alcove
- **CFL** - Chrome Flair

Ⓗ Select edge style.
- **Y** - Flat edge

Ⓘ Select worksurface grommet option.
- **NGRM** - No grommet
- **GWS** - Grommet with mesh wire management sleeve; add $121
- **GDUO** - Box with rectangular worksurface cutout to accept Duo bezel, specified separately; add $457
- **GBOX** - Box with center round worksurface grommet; add $457

Ⓙ Select grommet location.
- **CGL** - Cutout/grommet left
- **CGR** - Cutout/grommet right
- **CGC** - Cutout/grommet center

GWS locations are left, right and center. GR-DUO and GMTBOX are located in the center but do not require a location selection.

Ⓚ Select grommet color.
Refer to the **Product Color Options** page in this price list.

Ⓛ Select key option.
- **NLC** - No lock core
- **KS** - Key standard

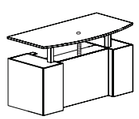

Mesh Wire Management Sleeve with Round Worksurface Grommet

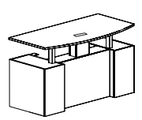

Box with Rectangular Worksurface Cutout to Accept Duo Bezel

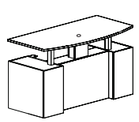

Box with Round Worksurface Grommet

Shown with Bow Front

SPECIAL SERVICES

Special Carton Marking

With specially marked information N/C

Shipping

Ships **assembled, FOB Jasper, IN 47547, freight prepaid.** Freight class 100.

Specifications and prices are subject to change without prior notice.

Height-Adjustable Double Pedestal Desks

Bow Top with Recessed Front

Height-Adjustable Double Pedestal Desks

Bow Top with Recessed Front

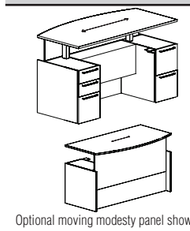

Optional moving modesty panel shown

LHHAD

Height-Adjustable Bow Top Desk with Recessed Front

- Box/box/file in left pedestal; file/file right
- Wire management from pedestal to kneespace
- Includes black utility tray in box drawer
- Height adjustment mechanism is pre-installed
- MSWCH upgrade control switch features Bluetooth capability, three stand-up reminder intervals and four memory height positions
- Height range is 30" to 45"
- Load capacity is 180 pounds at even weight distribution
- Safety stop at 2" above chassis to prevent pinching
- 15" kneespace
- Not compatible with optional center drawer
- Full modesty panel
- Silver locks standard with aluminum or chrome pulls; black locks standard with black pulls
- Duo bezel specified separately

	MODEL NUMBER															
	W x D	Basic Model	Work-surface Option	Modesty Panel	Control Option	Work-surface Lam-inate Color	Base Lam-inate Color	Pull Option	Edge Style	Grom-met Option	Grom-met Loca-tion	Grom-met Color	Key Option	Approx. Packaged Weight	TFL	HPL
	66x36	LH683666BDPSTS	□□□	□□□	□□□	□□□	□□□	□□□	Y	□□□	□□	□□□	□□□	480.0#	$ 6733	$ 7071
	72x36	LH683672BDPSTS	□□□	□□□	□□□	□□□	□□□	□□□	Y	□□□	□□	□□□	□□□	510.0#	6850	7143

Ⓐ Ⓑ Ⓒ Ⓓ Ⓔ Ⓕ Ⓖ Ⓗ Ⓘ Ⓙ Ⓚ Ⓛ

HOW TO ORDER

Indicate the following information on order form:
1. Quantity of each item.
2. Model number, including options. See "How To Build a Model Number".
3. Any special service required.

Note: • The □ indicates that a choice is required.
- The absence of the □ indicates that no choice is required.
- Alpha-numeric characters in place of □ indicate that no other alternatives are available.

HOW TO BUILD A MODEL NUMBER

Ⓐ Select basic model.

Ⓑ Select worksurface option.
- **TFL** - Thermally fused laminate
- **HPL** - High pressure laminate

Ⓒ Select modesty option.
- **NMVMD** - No moving modesty
- **MVMD** - Moving modesty; add $206

Ⓓ Select control switch.
- **SWCH** - Standard switch
- **MSWCH** - Memory switch; add $126

Ⓔ Select worksurface laminate color.
Refer to the **Product Color Options** page in this price list.

Ⓕ Select base laminate color.
Refer to the **Product Color Options** page in this price list.

Ⓖ Select pull option.
- **AAV** - Aluminum Alcove
- **AAC** - Aluminum Arc
- **ABM** - Aluminum Beam
- **AFL** - Aluminum Flair
- **AQD** - Aluminum Quadra
- **BAC** - Black Arc
- **BBM** - Black Beam
- **BQD** - Black Quadra
- **CAV** - Chrome Alcove
- **CFL** - Chrome Flair

Ⓗ Select edge style.
- **Y** - Flat edge

Ⓘ Select worksurface grommet option.
- **NGRM** - No grommet
- **GWS** - Grommet with mesh wire management sleeve; add $121
- **GDUO** - Box with rectangular worksurface cutout to accept Duo bezel, specified separately; add $457
- **GBOX** - Box with center round worksurface grommet; add $457

Ⓙ Select grommet location.
- **CGL** - Cutout/grommet left
- **CGR** - Cutout/grommet right
- **CGC** - Cutout/grommet center

GWS locations are left, right and center. GRDUO and GMTBOX are located in the center but do not require a location selection.

Ⓚ Select grommet color.
Refer to the **Product Color Options** page in this price list.

Ⓛ Select key option.
- **NLC** - No lock core
- **KS** - Key standard

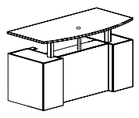

Mesh Wire Management Sleeve with Round Worksurface Grommet

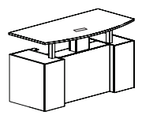

Box with Rectangular Worksurface Cutout to Accept Duo Bezel

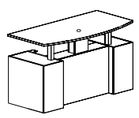

Box with Round Worksurface Grommet

Shown with Bow Front

SPECIAL SERVICES

Special Carton Marking

With specially marked information N/C

Shipping

Ships **assembled, FOB Jasper, IN 47547, freight prepaid.** Freight class 100.

Specifications and prices are subject to change without prior notice.

Height-Adjustable D-Tops

Height-Adjustable D-Tops

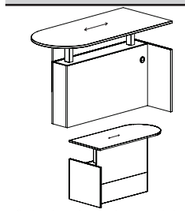

Optional moving modesty panel shown

LHPDD

Height-Adjustable D-Top Left

- Must be used with a stationary or height-adjustable Return or Bridge with Credenza
- Support panel LH662812RSP is required when connecting HA components to a standard, stationary return or bridge. Specified separately.
- Chassis grommet standard
- Grain direction runs left to right on worksurface
- Height adjustment mechanism is pre-installed
- MSWCH upgrade control switch features Bluetooth capability, three stand-up reminder intervals and four memory height positions; field installed
- Height range is 30" to 45"
- Load capacity is 180 pounds at even weight distribution
- Safety stop at 2" above chassis to prevent pinching
- 14-1/4" kneespace
- Duo bezel specified separately

	MODEL NUMBER												
	W x D	Basic Model	Work-surface Option	Modesty Panel	Control Option	Worksurface Laminate Color	Base Laminate Color	Edge Style	Wrksrf. Grom.	Grommet Location	Grommet Color	Approx. Packaged Weight	TFL	HPL
			A	B	C	D	E	F	G	H	I	J			
	66x30	LH663066DULSTS	□□□	□□□	□□□	□□□	□□□	Y	□□□	CGC	□□□	238.0#	$ 5547	$ 6056
	72x30	LH663072DULSTS	□□□	□□□	□□□	□□□	□□□	Y	□□□	CGC	□□□	252.0#	5635	6156
	84x30	LH663084DULSTS	□□□	□□□	□□□	□□□	□□□	Y	□□□	CGC	□□□	281.0#	5982	6574
	72x36	LH663672DULSTS	□□□	□□□	□□□	□□□	□□□	Y	□□□	CGC	□□□	260.0#	5699	6233
	84x36	LH663684DULSTS	□□□	□□□	□□□	□□□	□□□	Y	□□□	CGC	□□□	287.0#	6057	6718

HOW TO ORDER

Indicate the following information on order form:
1. Quantity of each item.
2. Model number, including options. See "How To Build a Model Number".
3. Any special service required.

Note: • The □ indicates that a choice is required.
- The absence of the □ indicates that no choice is required.
- Alpha-numeric characters in place of □ indicate that no other alternatives are available.

HOW TO BUILD A MODEL NUMBER

A Select basic model.

B Select worksurface option.
- **TFL** - Thermally fused laminate
- **HPL** - High pressure laminate

C Select modesty option.
- **NMVMD** - No moving modesty
- **MVMD** - Moving modesty; add $206

D Select control switch.
- **SWCH** - Standard switch
- **MSWCH** - Memory switch; add $126

E Select worksurface laminate color.
Refer to the **Product Color Options** page in this price list.

F Select base laminate color.
Refer to the **Product Color Options** page in this price list.

G Select edge style.
- **Y** - Flat edge

H Select worksurface grommet option.
- **NGRM** - No grommet
- **GWS** - Grommet with mesh wire management sleeve; add $121
- **GDUO** - Box with rectangular worksurface cutout to accept Duo bezel, specified separately; add $457
- **GBOX** - Box with center round worksurface grommet; add $457

I Select grommet location.
- **CGC** - Cutout/grommet center

GWS locations are noted above. GRDUO and GMTBOX are located in the center but do not require a location selection.

J Select grommet color.
Refer to the **Product Color Options** page in this price list.

SPECIAL SERVICES

Special Carton Marking

With specially marked information N/C

Shipping

Ships **assembled, FOB Jasper, IN 47547, freight prepaid.** Freight class 100.

Specifications and prices are subject to change without prior notice.

Height-Adjustable D-Tops

Height-Adjustable D-Tops

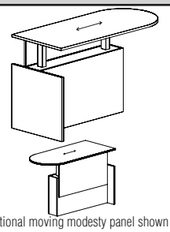

Optional moving modesty panel shown

LHPDD

Height-Adjustable D-Top Right

- Must be used with a stationary or height-adjustable Return or Bridge with Credenza
- Support panel LH662812RSP is required when connecting HA components to a standard, stationary return or bridge. Specified separately.
- Chassis grommet standard
- Grain direction runs left to right on worksurface
- Height adjustment mechanism is pre-installed
- MSWCH upgrade control switch features Bluetooth capability, three stand-up reminder intervals and four memory height positions; field installed
- Height range is 30" to 45"
- Load capacity is 180 pounds at even weight distribution
- Safety stop at 2" above chassis to prevent pinching
- 14-1/4" kneespace
- Duo bezel specified separately

	MODEL NUMBER												
W x D	Basic Model	Work-surface Option	Modesty Panel	Control Option	Worksurface Laminate Color	Base Laminate Color	Edge Style	Wrksrf. Grom.	Grommet Location	Grommet Color	Approx. Packaged Weight	TFL	HPL
		A	B	C	D	E	F	G	H	I	J		
66x30	LH663066DURSTS	□□□	□□□	□□□	□□□	□□□	□□□	Y	□□□	CGC	□□□	238.0#	$ 5547	$ 6056
72x30	LH663072DURSTS	□□□	□□□	□□□	□□□	□□□	□□□	Y	□□□	CGC	□□□	252.0#	5635	6156
84x30	LH663084DURSTS	□□□	□□□	□□□	□□□	□□□	□□□	Y	□□□	CGC	□□□	281.0#	5982	6574
72x36	LH663672DURSTS	□□□	□□□	□□□	□□□	□□□	□□□	Y	□□□	CGC	□□□	260.0#	5699	6233
84x36	LH663684DURSTS	□□□	□□□	□□□	□□□	□□□	□□□	Y	□□□	CGC	□□□	287.0#	6057	6718

HOW TO ORDER

Indicate the following information on order form:
1. Quantity of each item.
2. Model number, including options. See "How To Build a Model Number".
3. Any special service required.

Note: • The □ indicates that a choice is required.
- The absence of the □ indicates that no choice is required.
- Alpha-numeric characters in place of □ indicate that no other alternatives are available.

HOW TO BUILD A MODEL NUMBER

A Select basic model.

B Select worksurface option.
- **TFL** - Thermally fused laminate
- **HPL** - High pressure laminate

C Select modesty option.
- **NMVMD** - No moving modesty
- **MVMD** - Moving modesty; add $206

D Select control switch.
- **SWCH** - Standard switch
- **MSWCH** - Memory switch; add $126

E Select worksurface laminate color.
Refer to the **Product Color Options** page in this price list.

F Select base laminate color.
Refer to the **Product Color Options** page in this price list.

G Select edge style.
- **Y** - Flat edge

H Select worksurface grommet option.
- **NGRM** - No grommet
- **GWS** - Grommet with mesh wire management sleeve; add $121
- **GDUO** - Box with rectangular worksurface cutout to accept Duo bezel, specified separately; add $457
- **GBOX** - Box with center round worksurface grommet; add $457

I Select grommet location.
- **CGC** - Cutout/grommet center

GWS locations are noted above. GRDUO and GMTBOX are located in the center but do not require a location selection.

J Select grommet color.
Refer to the **Product Color Options** page in this price list.

SPECIAL SERVICES

Special Carton Marking

With specially marked information N/C

Shipping

Ships **assembled, FOB Jasper, IN 47547, freight prepaid.** Freight class 100.

Specifications and prices are subject to change without prior notice.

Height-Adjustable P-Tops

Height-Adjustable P-Tops

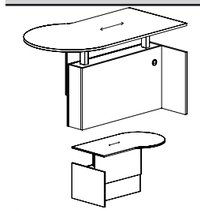

Optional moving modesty panel shown

LHPDD

Height-Adjustable P-Top Left

- Must be used with a stationary or height-adjustable Return or Bridge with Credenza
- Support panel LH662812RSP is required when connecting HA components to a standard, stationary return or bridge. Specified separately.
- Chassis grommet standard
- Grain direction runs left to right on worksurface
- Height adjustment mechanism is pre-installed
- MSWCH upgrade control switch features Bluetooth capability, three stand-up reminder intervals and four memory height positions; field installed
- Height range is 30" to 45"
- Load capacity is 180 pounds at even weight distribution
- Safety stop at 2" above chassis to prevent pinching
- 14-1/4" kneespace
- Duo bezel specified separately

	MODEL NUMBER												
W x D	Basic Model	Work-surface Option	Modesty Panel	Control Option	Worksurface Laminate Color	Base Laminate Color	Edge Style	Wrksrf. Grom.	Grommet Location	Grommet Color	Approx. Packaged Weight	TFL	HPL
		A	B	C	D	E	F	G	H	I	J		
72x42	LH664272PLSTS	□□□	□□□	□□□	□□□	□□□	□□□	Y	□□□	CGC	□□□	261.0#	$ 6109	$ 6633
84x42	LH664284PLSTS	□□□	□□□	□□□	□□□	□□□	□□□	Y	□□□	CGC	□□□	270.0#	6329	7001

HOW TO ORDER

Indicate the following information on order form:
1. Quantity of each item.
2. Model number, including options. See "How To Build a Model Number".
3. Any special service required.

Note: • The □ indicates that a choice is required.
- The absence of the □ indicates that no choice is required.
- Alpha-numeric characters in place of □ indicate that no other alternatives are available.

HOW TO BUILD A MODEL NUMBER

A Select basic model.

B Select worksurface option.
- **TFL** - Thermally fused laminate
- **HPL** - High pressure laminate

C Select modesty option.
- **NMVMD** - No moving modesty
- **MVMD** - Moving modesty; add $206

D Select control switch.
- **SWCH** - Standard switch
- **MSWCH** - Memory switch; add $126

E Select worksurface laminate color.
Refer to the **Product Color Options** page in this price list.

F Select base laminate color.
Refer to the **Product Color Options** page in this price list.

G Select edge style.
- **Y** - Flat edge

H Select worksurface grommet option.
- **NGRM** - No grommet
- **GWS** - Grommet with mesh wire management sleeve; add $121
- **GDUO** - Box with rectangular worksurface cutout to accept Duo bezel, specified separately; add $457
- **GBOX** - Box with center round worksurface grommet; add $457

I Select grommet location.
- **CGC** - Cutout/grommet center

GWS locations are noted above. GRDUO and GMTBOX are located in the center but do not require a location selection.

J Select grommet color.
Refer to the **Product Color Options** page in this price list.

SPECIAL SERVICES

Special Carton Marking

With specially marked information N/C

Shipping

Ships **assembled, FOB Jasper, IN 47547, freight prepaid.** Freight class 100.

Specifications and prices are subject to change without prior notice.

Height-Adjustable P-Tops

Height-Adjustable P-Tops

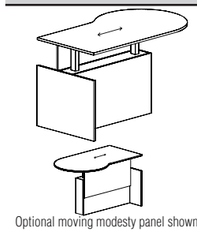

Optional moving modesty panel shown

LHPDD

Height-Adjustable P-Top Right

- Must be used with a stationary or height-adjustable Return or Bridge with Credenza
- Support panel LH662812RSP is required when connecting HA components to a standard, stationary return or bridge. Specified separately.
- Chassis grommet standard
- Grain direction runs left to right on worksurface
- Height adjustment mechanism is pre-installed
- MSWCH upgrade control switch features Bluetooth capability, three stand-up reminder intervals and four memory height positions; field installed
- Height range is 30" to 45"
- Load capacity is 180 pounds at even weight distribution
- Safety stop at 2" above chassis to prevent pinching
- 14-1/4" kneespace
- Duo bezel specified separately

	MODEL NUMBER												
W x D	Basic Model	Work-surface Option	Modesty Panel	Control Option	Worksurface Laminate Color	Base Laminate Color	Edge Style	Wrksrf. Grom.	Grommet Location	Grommet Color	Approx. Packaged Weight	TFL	HPL
		A	B	C	D	E	F	G	H	I	J		
72x42	LH664272PRSTS	□□□	□□□	□□□	□□□	□□□	□□□	Y	□□□	CGC	□□□	261.0#	$ 6109	$ 6633
84x42	LH664284PRSTS	□□□	□□□	□□□	□□□	□□□	□□□	Y	□□□	CGC	□□□	270.0#	6329	7001

HOW TO ORDER

Indicate the following information on order form:
1. Quantity of each item.
2. Model number, including options. See "How To Build a Model Number".
3. Any special service required.

Note: • The □ indicates that a choice is required.
- The absence of the □ indicates that no choice is required.
- Alpha-numeric characters in place of □ indicate that no other alternatives are available.

HOW TO BUILD A MODEL NUMBER

A Select basic model.

B Select worksurface option.
- **TFL** - Thermally fused laminate
- **HPL** - High pressure laminate

C Select modesty option.
- **NMVMD** - No moving modesty
- **MVMD** - Moving modesty; add $206

D Select control switch.
- **SWCH** - Standard switch
- **MSWCH** - Memory switch; add $126

E Select worksurface laminate color.
Refer to the **Product Color Options** page in this price list.

F Select base laminate color.
Refer to the **Product Color Options** page in this price list.

G Select edge style.
- **Y** - Flat edge

H Select worksurface grommet option.
- **NGRM** - No grommet
- **GWS** - Grommet with mesh wire management sleeve; add $121
- **GDUO** - Box with rectangular worksurface cutout to accept Duo bezel, specified separately; add $457
- **GBOX** - Box with center round worksurface grommet; add $457

I Select grommet location.
- **CGC** - Cutout/grommet center

GWS locations are noted above. GRDUO and GMTBOX are located in the center but do not require a location selection.

J Select grommet color.
Refer to the **Product Color Options** page in this price list.

SPECIAL SERVICES

Special Carton Marking

With specially marked information N/C

Shipping

Ships **assembled, FOB Jasper, IN 47547, freight prepaid.** Freight class 100.

Specifications and prices are subject to change without prior notice.

Height-Adjustable Returns
Single Pedestal

Height-Adjustable Returns
Single Pedestal

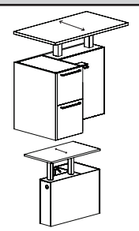

LHPRH

Pedestal, Left-File/File

- Letter-width file/file locking pedestal
- Wire management from pedestal to kneespace
- Full back panel only, optional back grommet
- Grain direction runs front to back on worksurface; profiled on user side
- Height adjustment mechanism is pre-installed
- MSWCH upgrade control switch features Bluetooth capability, three stand-up reminder intervals and four memory height positions
- Height range is 30" to 45"
- Load capacity is 180 pounds at even weight distribution
- Safety stop at 2" above chassis to prevent pinching
- 13-1/2" kneespace
- Silver locks standard with aluminum or chrome pulls; black locks standard with black pulls
- Side grommet provides cord management
- Unit does not support monitor arms
- Duo bezel specified separately

	MODEL NUMBER														
	W x D	Basic Model	Work-surface Option	Control Option	Work-surface Lam-inate Color	Base Lam-inate Color	Pull Option	Edge Style	Wrksrf. Grom.	Grom-met Loca-tion	Back Grom-met	Grommet Color	Key Option	Approx. Packaged Weight	TFL	HPL
	42x24	LH682442LF2STS	□□□	□□	□□□	□□□	□□□	Y	□□□	□□	□□	□□□	□□□	233.0#	$ 5130	$ 5298
	48x24	LH682448LF2STS	□□□	□□	□□□	□□□	□□□	Y	□□□	□□	□□	□□□	□□□	251.0#	5193	5380

Height-Adjustable Returns
Single Pedestal

Height-Adjustable Returns
Single Pedestal

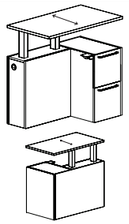

LHPRH

Pedestal, Right-File/File

- Letter-width file/file locking pedestal
- Wire management from pedestal to kneespace
- Full back panel only, optional back grommet
- Grain direction runs front to back on worksurface; profiled on user side
- Height adjustment mechanism is pre-installed
- MSWCH upgrade control switch features Bluetooth capability, three stand-up reminder intervals and four memory height positions
- Height range is 30" to 45"
- Load capacity is 180 pounds at even weight distribution
- Safety stop at 2" above chassis to prevent pinching
- 13-1/2" kneespace
- Silver locks standard with aluminum or chrome pulls; black locks standard with black pulls
- Side grommet provides cord management
- Unit does not support monitor arms
- Duo bezel specified separately

	MODEL NUMBER														
W x D	Basic Model	Work-surface Option	Control Option	Work-surface Lam-inate Color	Base Lam-inate Color	Pull Option	Edge Style	Wrksrf. Grom.	Grom-met Loca-tion	Back Grom-met	Grommet Color	Key Option	Approx. Packaged Weight	TFL	HPL
42x24	LH682442RF2STS	□□□	□□□	□□□	□□□	□□□	Y	□□□	□□	□□	□□□	□□□	233.0#	$ 5130	$ 5298
48x24	LH682448RF2STS	□□□	□□□	□□□	□□□	□□□	Y	□□□	□□	□□	□□□	□□□	251.0#	5193	5380

Ⓐ Ⓑ Ⓒ Ⓓ Ⓔ Ⓕ Ⓖ Ⓗ Ⓘ Ⓙ Ⓚ Ⓛ

HOW TO ORDER

Indicate the following information on order form:
1. Quantity of each item.
2. Model number, including options. See "How To Build a Model Number".
3. Any special service required.

Note: • The □ indicates that a choice is required.
• The absence of the □ indicates that no choice is required.
• Alpha-numeric characters in place of □ indicate that no other alternatives are available.

HOW TO BUILD A MODEL NUMBER

Ⓐ Select basic model.

Ⓑ Select worksurface option.
- **TFL** - Thermally fused laminate
- **HPL** - High pressure laminate

Ⓒ Select control switch.
- **SWCH** - Standard switch
- **MSWCH** - Memory switch; add $126

Ⓓ Select worksurface laminate color.
Refer to the **Product Color Options** page in this price list.

Ⓔ Select base laminate color.
Refer to the **Product Color Options** page in this price list.

Ⓕ Select pull option.
- **AAV** - Aluminum Alcove
- **AAC** - Aluminum Arc
- **ABM** - Aluminum Beam
- **AFL** - Aluminum Flair
- **AQD** - Aluminum Quadra
- **BAC** - Black Arc
- **BBM** - Black Beam
- **BQD** - Black Quadra
- **CAV** - Chrome Alcove
- **CFL** - Chrome Flair

Ⓖ Select edge style.
- **Y** - Flat edge

Ⓗ Select worksurface grommet option.
- **NGRM** - No grommet
- **GWS** - Grommet with mesh wire management sleeve; add $121
- **GDUO** - Box with rectangular worksurface cutout to accept Duo bezel, specified separately; add $457
- **GBOX** - Box with center round worksurface grommet; add $457

Ⓘ Select worksurface grommet location.
- **GR** - Grommet right-over pedestal
- **CKS** - Grommet centered between height-adjustable legs

GWS locations are noted above. GRDUO and GMTBOX are located in the center but do not require a location selection.

Ⓙ Select back panel grommet.
- **NBGRM** - No back grommet
- **BGRM** - Back grommet; add $63

Ⓚ Select grommet color.
Refer to the **Product Color Options** page in this price list.

Ⓛ Select key option.
- **NLC** - No lock core
- **KS** - Key standard

SPECIAL SERVICES

Special Carton Marking

With specially marked information N/C

Shipping

Ships **assembled, FOB Jasper, IN 47547, freight prepaid.** Freight class 100.

Specifications and prices are subject to change without prior notice.

Height-Adjustable Returns
Single Pedestal

Height-Adjustable Returns
Single Pedestal

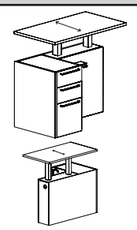

LHPRH

Pedestal, Left-Box/Box/File

- Letter-width box/box/file locking pedestal
- Wire management from pedestal to kneespace
- Full back panel only, optional back grommet
- Grain direction runs front to back on worksurface; profiled on user side
- Height adjustment mechanism is pre-installed
- MSWCH upgrade control switch features Bluetooth capability, three stand-up reminder intervals and four memory height positions
- Height range is 30" to 45"
- Load capacity is 180 pounds at even weight distribution
- Safety stop at 2" above chassis to prevent pinching
- 13-1/2" kneespace
- Silver locks standard with aluminum or chrome pulls; black locks standard with black pulls
- Side grommet provides cord management
- Unit does not support monitor arms
- Duo bezel specified separately

	MODEL NUMBER												
W x D	Basic Model	Work-surface Option	Control Option	Work-surface Lam-inate Color	Base Lam-inate Color	Pull Option	Edge Style	Wrksrf. Grom.	Grom-met Loca-tion	Back Grom-met	Grommet Color	Key Option	Approx. Packaged Weight	TFL	HPL
42x24	LH682442LF1STS	□□□	□□	□□□	□□□	□□□	Y	□□□	□□	□□	□□□	□□□	233.0#	$ 5130	$ 5298
48x24	LH682448LF1STS	□□□	□□	□□□	□□□	□□□	Y	□□□	□□	□□	□□□	□□□	251.0#	5193	5380
		A	B	C	D	E	F	G	H	I	J	K	L		

HOW TO ORDER

Indicate the following information on order form:
1. Quantity of each item.
2. Model number, including options. See "How To Build a Model Number".
3. Any special service required.

Note: • The □ indicates that a choice is required.
- The absence of the □ indicates that no choice is required.
- Alpha-numeric characters in place of □ indicate that no other alternatives are available.

HOW TO BUILD A MODEL NUMBER

A Select basic model.

B Select worksurface option.

TFL	- Thermally fused laminate
HPL	- High pressure laminate

C Select control switch.

SWCH	- Standard switch
MSWCH	- Memory switch; add $126

D Select worksurface laminate color.
Refer to the **Product Color Options** page in this price list.

E Select base laminate color.
Refer to the **Product Color Options** page in this price list.

F Select pull option.

AAV	- Aluminum Alcove
AAC	- Aluminum Arc
ABM	- Aluminum Beam
AFL	- Aluminum Flair
AQD	- Aluminum Quadra
BAC	- Black Arc
BBM	- Black Beam
BQD	- Black Quadra
CAV	- Chrome Alcove
CFL	- Chrome Flair

G Select edge style.

Y	- Flat edge

H Select worksurface grommet option.

NGRM	- No grommet
GWS	- Grommet with mesh wire management sleeve; add $121
GDUO	- Box with rectangular worksurface cutout to accept Duo bezel, specified separately; add $457
GBOX	- Box with center round worksurface grommet; add $457

I Select worksurface grommet location.

GL	- Grommet left-over pedestal
CKS	- Grommet centered between height-adjustable legs

GWS locations are noted above. GRDUO and GMTBOX are located in the center but do not require a location selection.

J Select back panel grommet.

NBGRM	- No back grommet
BGRM	- Back grommet; add $63

K Select grommet color.
Refer to the **Product Color Options** page in this price list.

L Select key option.

NLC	- No lock core
KS	- Key standard

SPECIAL SERVICES

Special Carton Marking

With specially marked information N/C

Shipping

Ships **assembled, FOB Jasper, IN 47547, freight prepaid.** Freight class 100.

Specifications and prices are subject to change without prior notice.

Height-Adjustable Returns
Single Pedestal

Height-Adjustable Returns
Single Pedestal

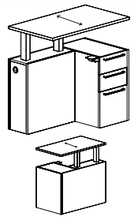

LHPRH

Pedestal, Right-Box/Box/File

- Letter-width box/box/file locking pedestal
- Wire management from pedestal to kneespace
- Full back panel only, optional back grommet
- Grain direction runs front to back on worksurface; profiled on user side
- Height adjustment mechanism is pre-installed
- MSWCH upgrade control switch features Bluetooth capability, three stand-up reminder intervals and four memory height positions
- Height range is 30" to 45"
- Load capacity is 180 pounds at even weight distribution
- Safety stop at 2" above chassis to prevent pinching
- 13-1/2" kneespace
- Silver locks standard with aluminum or chrome pulls; black locks standard with black pulls
- Side grommet provides cord management
- Unit does not support monitor arms
- Duo bezel specified separately

	MODEL NUMBER											
W x D	Basic Model	Work-surface Option	Control Option	Work-surface Lam-inate Color	Base Lam-inate Color	Pull Option	Edge Style	Wrksrf. Grom.	Grom-met Loca-tion	Back Grom-met	Grommet Color	Key Option
	Ⓐ		Ⓒ	Ⓓ	Ⓔ	Ⓕ	Ⓖ	Ⓗ	Ⓘ	Ⓙ	Ⓚ	Ⓛ
42x24	LH682442RF1STS	□□□	□□□	□□□	□□□	□□□	Y	□□□	□□	□□	□□□	□□□
48x24	LH682448RF1STS	□□□	□□□	□□□	□□□	□□□	Y	□□□	□□	□□	□□□	□□□

Approx. Packaged Weight	TFL	HPL
233.0#	$ 5130	$ 5298
251.0#	5193	5380

HOW TO ORDER

Indicate the following information on order form:
1. Quantity of each item.
2. Model number, including options. See "How To Build a Model Number".
3. Any special service required.

Note:
- The □ indicates that a choice is required.
- The absence of the □ indicates that no choice is required.
- Alpha-numeric characters in place of □ indicate that no other alternatives are available.

HOW TO BUILD A MODEL NUMBER

Ⓐ Select basic model.

Ⓑ Select worksurface option.
- **TFL** - Thermally fused laminate
- **HPL** - High pressure laminate

Ⓒ Select control switch.
- **SWCH** - Standard switch
- **MSWCH** - Memory switch; add $126

Ⓓ Select worksurface laminate color.
Refer to the **Product Color Options** page in this price list.

Ⓔ Select base laminate color.
Refer to the **Product Color Options** page in this price list.

Ⓕ Select pull option.
- **AAV** - Aluminum Alcove
- **AAC** - Aluminum Arc
- **ABM** - Aluminum Beam
- **AFL** - Aluminum Flair
- **AQD** - Aluminum Quadra
- **BAC** - Black Arc
- **BBM** - Black Beam
- **BQD** - Black Quadra
- **CAV** - Chrome Alcove
- **CFL** - Chrome Flair

Ⓖ Select edge style.
- **Y** - Flat edge

Ⓗ Select worksurface grommet option.
- **NGRM** - No grommet
- **GWS** - Grommet with mesh wire management sleeve; add $121
- **GDUO** - Box with rectangular worksurface cutout to accept Duo bezel, specified separately; add $457
- **GBOX** - Box with center round worksurface grommet; add $457

Ⓘ Select worksurface grommet location.
- **GR** - Grommet right-over pedestal
- **CKS** - Grommet centered between height-adjustable legs

GWS locations are noted above. GRDUO and GMTBOX are located in the center but do not require a location selection.

Ⓙ Select back panel grommet.
- **NBGRM** - No back grommet
- **BGRM** - Back grommet; add $63

Ⓚ Select grommet color.
Refer to the **Product Color Options** page in this price list.

Ⓛ Select key option.
- **NLC** - No lock core
- **KS** - Key standard

SPECIAL SERVICES

Special Carton Marking

With specially marked information N/C

Shipping

Ships **assembled, FOB Jasper, IN 47547, freight prepaid.** Freight class 100.

Specifications and prices are subject to change without prior notice.

Height-Adjustable Returns
Extended Pedestal

Height-Adjustable Returns
Extended Pedestal

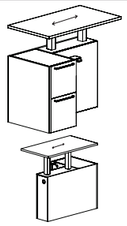

LHPRH

Extended Pedestal, Left-File/File

- For use with standard and extended corner units
- Letter-width file/file locking pedestal
- Wire management from pedestal to kneespace
- Full back panel only, optional back grommet
- Grain direction runs left to right on worksurface; profiled on user side
- Height adjustment mechanism is pre-installed
- MSWCH upgrade control switch features Bluetooth capability, three stand-up reminder intervals and four memory height positions
- Height range is 30" to 45"
- Load capacity is 180 pounds at even weight distribution
- Safety stop at 2" above chassis to prevent pinching
- 13-1/2" kneespace
- Silver locks standard with aluminum or chrome pulls; black locks standard with black pulls
- Side grommet provides cord management
- Unit does not support monitor arms
- Duo bezel specified separately

	MODEL NUMBER															
W x D	Basic Model	Work-surface Option	Control Option	Work-surface Lam-inate Color	Base Lam-inate Color	Pull Option	Edge Style	Wrksrf. Grom.	Grom-met Loca-tion	Back Grommet	Grommet Color	Key Option	Approx. Packaged Weight	TFL	HPL
42x24	LH684224LF2STS	□□□	□□	□□□	□□□	□□□	Y	□□□	□□	□□	□□□	□□□	233.0#	$ 5130	$ 5298
48x24	LH684824LF2STS	□□□	□□	□□□	□□□	□□□	Y	□□□	□□	□□	□□□	□□□	251.0#	5193	5380

Ⓐ Ⓑ Ⓒ Ⓓ Ⓔ Ⓕ Ⓖ Ⓗ Ⓘ Ⓙ Ⓚ Ⓛ

HOW TO ORDER

Indicate the following information on order form:
1. Quantity of each item.
2. Model number, including options. See "How To Build a Model Number".
3. Any special service required.

Note: • The □ indicates that a choice is required.
- The absence of the □ indicates that no choice is required.
- Alpha-numeric characters in place of □ indicate that no other alternatives are available.

HOW TO BUILD A MODEL NUMBER

Ⓐ Select basic model.

Ⓑ Select worksurface option.
- **TFL** - Thermally fused laminate
- **HPL** - High pressure laminate

Ⓒ Select control switch.
- **SWCH** - Standard switch
- **MSWCH** - Memory switch; add $126

Ⓓ Select worksurface laminate color.
Refer to the **Product Color Options** page in this price list.

Ⓔ Select base laminate color.
Refer to the **Product Color Options** page in this price list.

Ⓕ Select pull option.
- **AAV** - Aluminum Alcove
- **AAC** - Aluminum Arc
- **ABM** - Aluminum Beam
- **AFL** - Aluminum Flair
- **AQD** - Aluminum Quadra
- **BAC** - Black Arc
- **BBM** - Black Beam
- **BQD** - Black Quadra
- **CAV** - Chrome Alcove
- **CFL** - Chrome Flair

Ⓖ Select edge style.
- **Y** - Flat edge

Ⓗ Select worksurface grommet option.
- **NGRM** - No grommet
- **GWS** - Grommet with mesh wire management sleeve; add $121
- **GDUO** - Box with rectangular worksurface cutout to accept Duo bezel, specified separately; add $457
- **GBOX** - Box with center round worksurface grommet; add $457

Ⓘ Select worksurface grommet location.
- **GL** - Grommet left-over pedestal
- **CKS** - Grommet centered between height-adjustable legs

GWS locations are noted above. GRDUO and GMTBOX are located in the center but do not require a location selection.

Ⓙ Select back panel grommet.
- **NBGRM** - No back grommet
- **BGRM** - Back grommet; add $63

Ⓚ Select grommet color.
Refer to the **Product Color Options** page in this price list.

Ⓛ Select key option.
- **NLC** - No lock core
- **KS** - Key standard

SPECIAL SERVICES

Special Carton Marking

With specially marked information	N/C

Shipping

Ships **assembled, FOB Jasper, IN 47547, freight prepaid.** Freight class 100.

Specifications and prices are subject to change without prior notice.

Height-Adjustable Returns
Extended Pedestal

Height-Adjustable Returns
Extended Pedestal

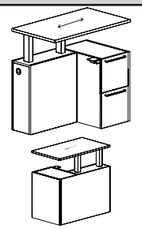

LHPRH

Extended Pedestal, Right-File/File

- For use with standard and extended corner units
- Letter-width file/file locking pedestal
- Wire management from pedestal to kneespace
- Full back panel only, optional back grommet
- Grain direction runs left to right on worksurface; profiled on user side
- Height adjustment mechanism is pre-installed
- MSWCH upgrade control switch features Bluetooth capability, three stand-up reminder intervals and four memory height positions
- Height range is 30" to 45"
- Load capacity is 180 pounds at even weight distribution
- Safety stop at 2" above chassis to prevent pinching
- 13-1/2" kneespace
- Silver locks standard with aluminum or chrome pulls; black locks standard with black pulls
- Side grommet provides cord management
- Unit does not support monitor arms
- Duo bezel specified separately

	MODEL NUMBER															
W x D	Basic Model	Work-surface Option	Control Option	Work-surface Lam-inate Color	Base Lam-inate Color	Pull Option	Edge Style	Wrksrf. Grom.	Grom-met Loca-tion	Back Grom-met	Grommet Color	Key Option	Approx. Packaged Weight	TFL	HPL
42x24	LH684224RF2STS	□□□	□□□	□□□	□□□	□□□	Y	□□□	□□	□□	□□□	□□□	233.0#	$ 5130	$ 5298
48x24	LH684824RF2STS	□□□	□□□	□□□	□□□	□□□	Y	□□□	□□	□□	□□□	□□□	251.0#	5193	5380

Ⓐ Ⓑ Ⓒ Ⓓ Ⓔ Ⓕ Ⓖ Ⓗ Ⓘ Ⓙ Ⓚ Ⓛ

HOW TO ORDER

Indicate the following information on order form:
1. Quantity of each item.
2. Model number, including options. See "How To Build a Model Number".
3. Any special service required.

Note: • The □ indicates that a choice is required.
- The absence of the □ indicates that no choice is required.
- Alpha-numeric characters in place of □ indicate that no other alternatives are available.

HOW TO BUILD A MODEL NUMBER

Ⓐ Select basic model.

Ⓑ Select worksurface option.
- **TFL** - Thermally fused laminate
- **HPL** - High pressure laminate

Ⓒ Select control switch.
- **SWCH** - Standard switch
- **MSWCH** - Memory switch; add $126

Ⓓ Select worksurface laminate color.
Refer to the **Product Color Options** page in this price list.

Ⓔ Select base laminate color.
Refer to the **Product Color Options** page in this price list.

Ⓕ Select pull option.
- **AAV** - Aluminum Alcove
- **AAC** - Aluminum Arc
- **ABM** - Aluminum Beam
- **AFL** - Aluminum Flair
- **AQD** - Aluminum Quadra
- **BAC** - Black Arc
- **BBM** - Black Beam
- **BQD** - Black Quadra
- **CAV** - Chrome Alcove
- **CFL** - Chrome Flair

Ⓖ Select edge style.
- **Y** - Flat edge

Ⓗ Select worksurface grommet option.
- **NGRM** - No grommet
- **GWS** - Grommet with mesh wire management sleeve; add $121
- **GDUO** - Box with rectangular worksurface cutout to accept Duo bezel, specified separately; add $457
- **GBOX** - Box with center round worksurface grommet; add $457

Ⓘ Select worksurface grommet location.
- **GR** - Grommet right-over pedestal
- **CKS** - Grommet centered between height-adjustable legs

GWS locations are noted above. GRDUO and GMTBOX are located in the center but do not require a location selection.

Ⓙ Select back panel grommet.
- **NBGRM** - No back grommet
- **BGRM** - Back grommet; add $63

Ⓚ Select grommet color.
Refer to the **Product Color Options** page in this price list.

Ⓛ Select key option.
- **NLC** - No lock core
- **KS** - Key standard

SPECIAL SERVICES

Special Carton Marking

With specially marked information N/C

Shipping

Ships **assembled, FOB Jasper, IN 47547, freight prepaid.** Freight class 100.

Specifications and prices are subject to change without prior notice.

Height-Adjustable Returns
Extended Pedestal

Height-Adjustable Returns
Extended Pedestal

	W x D	MODEL NUMBER Basic Model	Work-surface Option	Control Option	Work-surface Lam-inate Color	Base Lam-inate Color	Pull Option	Edge Style	Wrksrf. Grom.	Grom-met Loca-tion	Back Grom-met	Grommet Color	Key Option	Approx. Packaged Weight	TFL	HPL
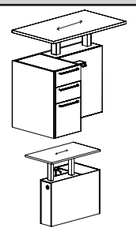	42x24	LH684224LF1STS	□□□	□□	□□□	□□□	□□□	Y	□□□	□□	□□	□□□	□□□	233.0#	$ 5130	$ 5298
	48x24	LH684824LF1STS	□□□	□□	□□□	□□□	□□□	Y	□□□	□□	□□	□□□	□□□	251.0#	5193	5380

LHPRH

Extended Pedestal, Left-Box/Box/File

- For use with standard and extended corner units
- Letter-width box/box/file locking pedestal
- Wire management from pedestal to kneespace
- Full back panel only, optional back grommet
- Grain direction runs left to right on worksurface; profiled on user side
- Height adjustment mechanism is pre-installed
- MSWCH upgrade control switch features Bluetooth capability, three stand-up reminder intervals and four memory height positions
- Height range is 30" to 45"
- Load capacity is 180 pounds at even weight distribution
- Safety stop at 2" above chassis to prevent pinching
- 13-1/2" kneespace
- Silver locks standard with aluminum or chrome pulls; black locks standard with black pulls
- Side grommet provides cord management
- Unit does not support monitor arms
- Duo bezel specified separately

A B C D E F G H I J K L

HOW TO ORDER

Indicate the following information on order form:
1. Quantity of each item.
2. Model number, including options. See "How To Build a Model Number".
3. Any special service required.

Note: • The □ indicates that a choice is required.
- The absence of the □ indicates that no choice is required.
- Alpha-numeric characters in place of □ indicate that no other alternatives are available.

HOW TO BUILD A MODEL NUMBER

A Select basic model.

B Select worksurface option.
- **TFL** - Thermally fused laminate
- **HPL** - High pressure laminate

C Select control switch.
- **SWCH** - Standard switch
- **MSWCH** - Memory switch; add $126

D Select worksurface laminate color.
Refer to the **Product Color Options** page in this price list.

E Select base laminate color.
Refer to the **Product Color Options** page in this price list.

F Select pull option.
- **AAV** - Aluminum Alcove
- **AAC** - Aluminum Arc
- **ABM** - Aluminum Beam
- **AFL** - Aluminum Flair
- **AQD** - Aluminum Quadra
- **BAC** - Black Arc
- **BBM** - Black Beam
- **BQD** - Black Quadra
- **CAV** - Chrome Alcove
- **CFL** - Chrome Flair

G Select edge style.
- **Y** - Flat edge

H Select worksurface grommet option.
- **NGRM** - No grommet
- **GWS** - Grommet with mesh wire management sleeve; add $121
- **GDUO** - Box with rectangular worksurface cutout to accept Duo bezel, specified separately; add $457
- **GBOX** - Box with center round worksurface grommet; add $457

I Select worksurface grommet location.
- **GL** - Grommet left-over pedestal
- **CKS** - Grommet centered between height-adjustable legs

GWS locations are noted above. GRDUO and GMTBOX are located in the center but do not require a location selection.

J Select back panel grommet.
- **NBGRM** - No back grommet
- **BGRM** - Back grommet; add $63

K Select grommet color.
Refer to the **Product Color Options** page in this price list.

L Select key option.
- **NLC** - No lock core
- **KS** - Key standard

SPECIAL SERVICES

Special Carton Marking

With specially marked information N/C

Shipping

Ships **assembled, FOB Jasper, IN 47547, freight prepaid.** Freight class 100.

Specifications and prices are subject to change without prior notice.

Height-Adjustable Returns
Extended Pedestal

Height-Adjustable Returns
Extended Pedestal

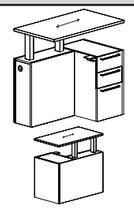

LHPRH

Extended Pedestal, Right-Box/Box/File

- For use with standard and extended corner units
- Letter-width box/box/file locking pedestal
- Wire management from pedestal to kneespace
- Full back panel only, optional back grommet
- Grain direction runs left to right on worksurface; profiled on user side
- Height adjustment mechanism is pre-installed
- MSWCH upgrade control switch features Bluetooth capability, three stand-up reminder intervals and four memory height positions
- Height range is 30" to 45"
- Load capacity is 180 pounds at even weight distribution
- Safety stop at 2" above chassis to prevent pinching
- 13-1/2" kneespace
- Silver locks standard with aluminum or chrome pulls; black locks standard with black pulls
- Side grommet provides cord management
- Unit does not support monitor arms
- Duo bezel specified separately

	MODEL NUMBER														
W x D	Basic Model	Work-surface Option	Control Option	Work-surface Lam-inate Color	Base Lam-inate Color	Pull Option	Edge Style	Wrksrf. Grom.	Grom-met Loca-tion	Back Grom-met	Grommet Color	Key Option	Approx. Packaged Weight	TFL	HPL
42x24	LH684224RF1STS	□□□	□□□	□□□	□□□	□□□	Y	□□□	□□	□□	□□□	□□□	233.0#	$ 5130	$ 5298
48x24	LH684824RF1STS	□□□	□□□	□□□	□□□	□□□	Y	□□□	□□	□□	□□□	□□□	251.0#	5193	5380

Ⓐ Ⓑ Ⓒ Ⓓ Ⓔ Ⓕ Ⓖ Ⓗ Ⓘ Ⓙ Ⓚ Ⓛ

HOW TO ORDER

Indicate the following information on order form:
1. Quantity of each item.
2. Model number, including options. See "How To Build a Model Number".
3. Any special service required.

Note: • The □ indicates that a choice is required.
- The absence of the □ indicates that no choice is required.
- Alpha-numeric characters in place of □ indicate that no other alternatives are available.

HOW TO BUILD A MODEL NUMBER

Ⓐ Select basic model.

Ⓑ Select worksurface option.
- **TFL** - Thermally fused laminate
- **HPL** - High pressure laminate

Ⓒ Select control switch.
- **SWCH** - Standard switch
- **MSWCH** - Memory switch; add $126

Ⓓ Select worksurface laminate color.
Refer to the **Product Color Options** page in this price list.

Ⓔ Select base laminate color.
Refer to the **Product Color Options** page in this price list.

Ⓕ Select pull option.
- **AAV** - Aluminum Alcove
- **AAC** - Aluminum Arc
- **ABM** - Aluminum Beam
- **AFL** - Aluminum Flair
- **AQD** - Aluminum Quadra
- **BAC** - Black Arc
- **BBM** - Black Beam
- **BQD** - Black Quadra
- **CAV** - Chrome Alcove
- **CFL** - Chrome Flair

Ⓖ Select edge style.
- **Y** - Flat edge

Ⓗ Select worksurface grommet option.
- **NGRM** - No grommet
- **GWS** - Grommet with mesh wire management sleeve; add $121
- **GDUO** - Box with rectangular worksurface cutout to accept Duo bezel, specified separately; add $457
- **GBOX** - Box with center round worksurface grommet; add $457

Ⓘ Select worksurface grommet location.
- **GR** - Grommet right-over pedestal
- **CKS** - Grommet centered between height-adjustable legs

GWS locations are noted above. GRDUO and GMTBOX are located in the center but do not require a location selection.

Ⓙ Select back panel grommet.
- **NBGRM** - No back grommet
- **BGRM** - Back grommet; add $63

Ⓚ Select grommet color.
Refer to the **Product Color Options** page in this price list.

Ⓛ Select key option.
- **NLC** - No lock core
- **KS** - Key standard

SPECIAL SERVICES

Special Carton Marking

With specially marked information N/C

Shipping

Ships **assembled, FOB Jasper, IN 47547, freight prepaid.** Freight class 100.

Specifications and prices are subject to change without prior notice.

Height-Adjustable Bridges

Height-Adjustable Bridges

	MODEL NUMBER												
	W x D	Basic Model	Work-surface Option	Control Option	Worksurface Laminate Color	Base Laminate Color	Edge Style	Wrksrf. Grom.	Grommet Location	Back Grom-met	Grommet Color	Approx. Packaged Weight	TFL	HPL
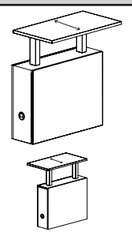	36x20	LH662036UFSTS	□□□	□□□	□□□	□□□	Y	□□□	CGC	□□	□□□	143.0#	$ 4256	$ 4388
	42x20	LH662042UFSTS	□□□	□□□	□□□	□□□	Y	□□□	CGC	□□	□□□	167.0#	4287	4436
	48x20	LH662048UFSTS	□□□	□□□	□□□	□□□	Y	□□□	CGC	□□	□□□	177.0#	4309	4473
	36x24	LH662436UFSTS	□□□	□□□	□□□	□□□	Y	□□□	CGC	□□	□□□	146.0#	4297	4448
	42x24	LH662442UFSTS	□□□	□□□	□□□	□□□	Y	□□□	CGC	□□	□□□	168.0#	4332	4500
	48x24	LH662448UFSTS	□□□	□□□	□□□	□□□	Y	□□□	CGC	□□	□□□	182.0#	4356	4542
			Ⓑ	Ⓒ	Ⓓ	Ⓔ	Ⓕ	Ⓖ	Ⓗ	Ⓘ	Ⓙ			

LHPRT

Height-Adjustable - Full Modesty

- Full back panel only, optional back grommet
- Side grommet provides cord management
- Grain direction runs front to back on worksurface
- Height adjustment mechanism is pre-installed
- MSWCH upgrade control switch features Bluetooth capability, three stand-up reminder intervals and four memory height positions; field installed
- Height range is 30" to 45"
- Load capacity is 180 pounds at even weight distribution
- Safety stop at 2" above base to prevent pinching
- 9-1/2" kneespace depth on 20"D tops; 13-1/2" kneespace on 24"D tops
- Duo bezel specified separately

HOW TO ORDER

Indicate the following information on order form:
1. Quantity of each item.
2. Model number, including options. See "How To Build a Model Number".
3. Any special service required.

Note: • The □ indicates that a choice is required.
- The absence of the □ indicates that no choice is required.
- Alpha-numeric characters in place of □ indicate that no other alternatives are available.

HOW TO BUILD A MODEL NUMBER

Ⓐ Select basic model.

Ⓑ Select worksurface option.
- **TFL** - Thermally fused laminate
- **HPL** - High pressure laminate

Ⓒ Select control switch.
- **SWCH** - Standard switch
- **MSWCH** - Memory switch; add $126

Ⓓ Select worksurface laminate color.
Refer to the **Product Color Options** page in this price list.

Ⓔ Select base laminate color.
Refer to the **Product Color Options** page in this price list.

Ⓕ Select edge style.
- **Y** - Flat edge

Ⓖ Select worksurface grommet option.
- **NGRM** - No grommet
- **GWS** - Grommet with mesh wire management sleeve; add $121
- **GDUO** - Box with rectangular worksurface cutout to accept Duo bezel, specified separately; add $457
- **GBOX** - Box with center round worksurface grommet; add $457

Ⓗ Select grommet location.
- **CGC** - Cutout/grommet center

GWS locations are noted above. GRDUO and GMTBOX are located in the center but do not require a location selection.

Ⓘ Select back panel grommet.
- **NBGRM** - No back grommet
- **BGRM** - Back grommet; add $63

Ⓙ Select grommet color.
Refer to the **Product Color Options** page in this price list.

SPECIAL SERVICES

Special Carton Marking

With specially marked information N/C

Shipping

Ships **assembled, FOB Jasper, IN 47547, freight prepaid.** Freight class 100.

Specifications and prices are subject to change without prior notice.

Height-Adjustable Credenzas

Height-Adjustable Credenzas

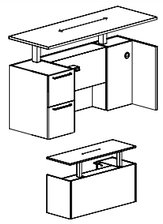

LHCRD

Height-Adjustable Pedestal, Left-File/File

- Letter-width file/file locking pedestal
- Support panel LH662812RSP is required when connecting HA components to a standard, stationary return or bridge. Specified separately.
- Wire management from pedestal to kneespace
- Full back panel only, optional back grommet
- Height adjustment mechanism is pre-installed
- MSWCH upgrade control switch features Bluetooth capability, three stand-up reminder intervals and four memory height positions
- Height range is 30" to 45"
- Load capacity is 180 pounds at even weight distribution
- Safety stop at 2" above chassis to prevent pinching
- 15" kneespace
- Silver locks standard with aluminum or chrome pulls; black locks standard with black pulls
- Duo bezel specified separately

	MODEL NUMBER															
W x D	Basic Model	Work-surface Option	Control Option	Work-surface Lam-inate Color	Base Lam-inate Color	Pull Option	Edge Style	Wrksrf. Grom.	Grom-met Loca-tion	Back Grom-met	Grommet Color	Key Option	Approx. Packaged Weight	TFL	HPL
66x24	LH682466LC2STS	□□□	□□□	□□□	□□□	□□□	Y	□□□	□□	□□	□□□	□□□	282.0#	$ 5574	$ 5798
72x24	LH682472LC2STS	□□□	□□□	□□□	□□□	□□□	Y	□□□	□□	□□	□□□	□□□	300.0#	5593	5830

Ⓐ Ⓑ Ⓒ Ⓓ Ⓔ Ⓕ Ⓖ Ⓗ Ⓘ Ⓙ Ⓚ Ⓛ

HOW TO ORDER

Indicate the following information on order form:
1. Quantity of each item.
2. Model number, including options. See "How To Build a Model Number".
3. Any special service required.

Note: • The □ indicates that a choice is required.
- The absence of the □ indicates that no choice is required.
- Alpha-numeric characters in place of □ indicate that no other alternatives are available.

HOW TO BUILD A MODEL NUMBER

Ⓐ Select basic model.

Ⓑ Select worksurface option.
- **TFL** - Thermally fused laminate
- **HPL** - High pressure laminate

Ⓒ Select control switch.
- **SWCH** - Standard switch
- **MSWCH** - Memory switch; add $126

Ⓓ Select worksurface laminate color.
Refer to the **Product Color Options** page in this price list.

Ⓔ Select base laminate color.
Refer to the **Product Color Options** page in this price list.

Ⓕ Select pull option.
- **AAV** - Aluminum Alcove
- **AAC** - Aluminum Arc
- **ABM** - Aluminum Beam
- **AFL** - Aluminum Flair
- **AQD** - Aluminum Quadra
- **BAC** - Black Arc
- **BBM** - Black Beam
- **BQD** - Black Quadra
- **CAV** - Chrome Alcove
- **CFL** - Chrome Flair

Ⓖ Select edge style.
- **Y** - Flat edge

Ⓗ Select worksurface grommet option.
- **NGRM** - No grommet
- **GWS** - Grommet with mesh wire management sleeve; add $121
- **GDUO** - Box with rectangular worksurface cutout to accept Duo bezel, specified separately; add $457
- **GBOX** - Box with center round worksurface grommet; add $457

Ⓘ Select worksurface grommet location.
- **CGL** - Cutout/grommet left
- **CGR** - Cutout/grommet right
- **CGC** - Cutout/grommet center

GWS locations are left, right and center. GRDUO and GMTBOX are located in the center but do not require a location selection.

Ⓙ Select back panel grommet.
- **NBGRM** - No back grommet
- **BGRM** - Back grommet; add $63

Ⓚ Select grommet color.
Refer to the **Product Color Options** page in this price list.

Ⓛ Select key option.
- **NLC** - No lock core
- **KS** - Key standard

SPECIAL SERVICES

Special Carton Marking

With specially marked information N/C

Shipping

Ships **assembled, FOB Jasper, IN 47547, freight prepaid.** Freight class 100.

Specifications and prices are subject to change without prior notice.

Height-Adjustable Credenzas

Height-Adjustable Credenzas

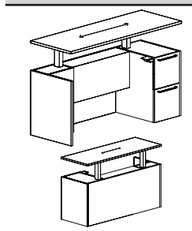

LHCRD

Height-Adjustable Pedestal, Right-File/File

- Letter-width file/file locking pedestal
- Support panel LH662812RSP is required when connecting HA components to a standard, stationary return or bridge. Specified separately.
- Wire management from pedestal to kneespace
- Full back panel only, optional back grommet
- Height adjustment mechanism is pre-installed
- MSWCH upgrade control switch features Bluetooth capability, three stand-up reminder intervals and four memory height positions
- Height range is 30" to 45"
- Load capacity is 180 pounds at even weight distribution
- Safety stop at 2" above chassis to prevent pinching
- 15" kneespace
- Silver locks standard with aluminum or chrome pulls; black locks standard with black pulls
- Duo bezel specified separately

	MODEL NUMBER														
W x D	Basic Model	Work-surface Option	Control Option	Work-surface Lam-inate Color	Base Lam-inate Color	Pull Option	Edge Style	Wrksrf. Grom.	Grom-met Loca-tion	Back Grom-met	Grommet Color	Key Option	Approx. Packaged Weight	TFL	HPL
66x24	LH682466RC2STS	□□□	□□□	□□□	□□□	□□□	Y	□□□	□□	□□	□□□	□□□	282.0#	$ 5574	$ 5798
72x24	LH682472RC2STS	□□□	□□□	□□□	□□□	□□□	Y	□□□	□□	□□	□□□	□□□	300.0#	5593	5830

Ⓐ Ⓑ Ⓒ Ⓓ Ⓔ Ⓕ Ⓖ Ⓗ Ⓘ Ⓙ Ⓚ Ⓛ

HOW TO ORDER

Indicate the following information on order form:
1. Quantity of each item.
2. Model number, including options. See "How To Build a Model Number".
3. Any special service required.

Note: • The □ indicates that a choice is required.
- The absence of the □ indicates that no choice is required.
- Alpha-numeric characters in place of □ indicate that no other alternatives are available.

HOW TO BUILD A MODEL NUMBER

Ⓐ Select basic model.

Ⓑ Select worksurface option.
- **TFL** - Thermally fused laminate
- **HPL** - High pressure laminate

Ⓒ Select control switch.
- **SWCH** - Standard switch
- **MSWCH** - Memory switch; add $126

Ⓓ Select worksurface laminate color.
Refer to the **Product Color Options** page in this price list.

Ⓔ Select base laminate color.
Refer to the **Product Color Options** page in this price list.

Ⓕ Select pull option.
- **AAV** - Aluminum Alcove
- **AAC** - Aluminum Arc
- **ABM** - Aluminum Beam
- **AFL** - Aluminum Flair
- **AQD** - Aluminum Quadra
- **BAC** - Black Arc
- **BBM** - Black Beam
- **BQD** - Black Quadra
- **CAV** - Chrome Alcove
- **CFL** - Chrome Flair

Ⓖ Select edge style.
- **Y** - Flat edge

Ⓗ Select worksurface grommet option.
- **NGRM** - No grommet
- **GWS** - Grommet with mesh wire management sleeve; add $121
- **GDUO** - Box with rectangular worksurface cutout to accept Duo bezel, specified separately; add $457
- **GBOX** - Box with center round worksurface grommet; add $457

Ⓘ Select worksurface grommet location.
- **CGL** - Cutout/grommet left
- **CGR** - Cutout/grommet right
- **CGC** - Cutout/grommet center

GWS locations are left, right and center. GRDUO and GMTBOX are located in the center but do not require a location selection.

Ⓙ Select back panel grommet.
- **NBGRM** - No back grommet
- **BGRM** - Back grommet; add $63

Ⓚ Select grommet color.
Refer to the **Product Color Options** page in this price list.

Ⓛ Select key option.
- **NLC** - No lock core
- **KS** - Key standard

SPECIAL SERVICES

Special Carton Marking

With specially marked information N/C

Shipping

Ships **assembled, FOB Jasper, IN 47547, freight prepaid.** Freight class 100.

Specifications and prices are subject to change without prior notice.

Height-Adjustable Credenzas

Height-Adjustable Credenzas

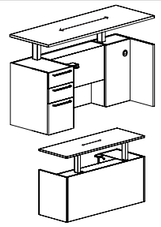

LHCRD

Height-Adjustable Pedestal, Left-Box/Box/File

- Letter-width box/box/file locking pedestal
- Support panel LH662812RSP is required when connecting HA components to a standard, stationary return or bridge. Specified separately.
- Wire management from pedestal to kneespace
- Full back panel only, optional back grommet
- Height adjustment mechanism is pre-installed
- MSWCH upgrade control switch features Bluetooth capability, three stand-up reminder intervals and four memory height positions
- Height range is 30" to 45"
- Load capacity is 180 pounds at even weight distribution
- Safety stop at 2" above chassis to prevent pinching
- 15" kneespace
- Silver locks standard with aluminum or chrome pulls; black locks standard with black pulls
- Duo bezel specified separately

	MODEL NUMBER														
W x D	Basic Model	Work-surface Option	Control Option	Work-surface Lam-inate Color	Base Lam-inate Color	Pull Option	Edge Style	Wrksrf. Grom.	Grom-met Loca-tion	Back Grom-met	Grommet Color	Key Option	Approx. Packaged Weight	TFL	HPL
66x24	LH682466LC1STS	□□□	□□□	□□□	□□□	□□□	Y	□□□	□□	□□	□□□	□□□	282.0#	$ 5574	$ 5798
72x24	LH682472LC1STS	□□□	□□□	□□□	□□□	□□□	Y	□□□	□□	□□	□□□	□□□	300.0#	5593	5830

Ⓐ Ⓑ Ⓒ Ⓓ Ⓔ Ⓕ Ⓖ Ⓗ Ⓘ Ⓙ Ⓚ Ⓛ

HOW TO ORDER

Indicate the following information on order form:
1. Quantity of each item.
2. Model number, including options. See "How To Build a Model Number".
3. Any special service required.

Note: • The □ indicates that a choice is required.
- The absence of the □ indicates that no choice is required.
- Alpha-numeric characters in place of □ indicate that no other alternatives are available.

HOW TO BUILD A MODEL NUMBER

Ⓐ Select basic model.

Ⓑ Select worksurface option.

TFL	- Thermally fused laminate
HPL	- High pressure laminate

Ⓒ Select control switch.

SWCH	- Standard switch
MSWCH	- Memory switch; add $126

Ⓓ Select worksurface laminate color.
Refer to the **Product Color Options** page in this price list.

Ⓔ Select base laminate color.
Refer to the **Product Color Options** page in this price list.

Ⓕ Select pull option.

AAV	- Aluminum Alcove
AAC	- Aluminum Arc
ABM	- Aluminum Beam
AFL	- Aluminum Flair
AQD	- Aluminum Quadra
BAC	- Black Arc
BBM	- Black Beam
BQD	- Black Quadra
CAV	- Chrome Alcove
CFL	- Chrome Flair

Ⓖ Select edge style.

Y	- Flat edge

Ⓗ Select worksurface grommet option.

NGRM	- No grommet
GWS	- Grommet with mesh wire management sleeve; add $121
GDUO	- Box with rectangular worksurface cutout to accept Duo bezel, specified separately; add $457
GBOX	- Box with center round worksurface grommet; add $457

Ⓘ Select worksurface grommet location.

CGL	- Cutout/grommet left
CGR	- Cutout/grommet right
CGC	- Cutout/grommet center

GWS locations are left, right and center. GR-DUO and GMTBOX are located in the center but do not require a location selection.

Ⓙ Select back panel grommet.

NBGRM	- No back grommet
BGRM	- Back grommet; add $63

Ⓚ Select grommet color.
Refer to the **Product Color Options** page in this price list.

Ⓛ Select key option.

NLC	- No lock core
KS	- Key standard

SPECIAL SERVICES

Special Carton Marking

With specially marked information N/C

Shipping

Ships **assembled, FOB Jasper, IN 47547, freight prepaid.** Freight class 100.

Specifications and prices are subject to change without prior notice.

Height-Adjustable Credenzas

Height-Adjustable Credenzas

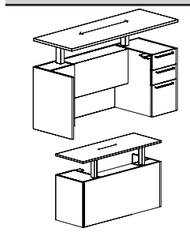

LHCRD

Height-Adjustable Pedestal, Right-Box/Box/File

- Letter-width box/box/file locking pedestal
- Support panel LH662812RSP is required when connecting HA components to a standard, stationary return or bridge. Specified separately.
- Wire management from pedestal to kneespace
- Full back panel only, optional back grommet
- Height adjustment mechanism is pre-installed
- MSWCH upgrade control switch features Bluetooth capability, three stand-up reminder intervals and four memory height positions
- Height range is 30" to 45"
- Load capacity is 180 pounds at even weight distribution
- Safety stop at 2" above chassis to prevent pinching
- 15" kneespace
- Silver locks standard with aluminum or chrome pulls; black locks standard with black pulls
- Duo bezel specified separately

	MODEL NUMBER														
W x D	Basic Model	Work-surface Option	Control Option	Work-surface Lam-inate Color	Base Lam-inate Color	Pull Option	Edge Style	Wrksrf. Grom.	Grom-met Loca-tion	Back Grom-met	Grommet Color	Key Option	Approx. Packaged Weight	TFL	HPL
66x24	LH682466RC1STS	□□□	□□□	□□□	□□□	□□□	Y	□□□	□□	□□	□□□	□□□	282.0#	$ 5574	$ 5798
72x24	LH682472RC1STS	□□□	□□□	□□□	□□□	□□□	Y	□□□	□□	□□	□□□	□□□	300.0#	5593	5830
		Ⓑ	Ⓒ	Ⓓ	Ⓔ	Ⓕ	Ⓖ	Ⓗ	Ⓘ	Ⓙ	Ⓚ	Ⓛ			

HOW TO ORDER

Indicate the following information on order form:
1. Quantity of each item.
2. Model number, including options. See "How To Build a Model Number".
3. Any special service required.

Note: • The □ indicates that a choice is required.
- The absence of the □ indicates that no choice is required.
- Alpha-numeric characters in place of □ indicate that no other alternatives are available.

HOW TO BUILD A MODEL NUMBER

Ⓐ Select basic model.

Ⓑ Select worksurface option.

TFL	- Thermally fused laminate
HPL	- High pressure laminate

Ⓒ Select control switch.

SWCH	- Standard switch
MSWCH	- Memory switch; add $126

Ⓓ Select worksurface laminate color.
Refer to the **Product Color Options** page in this price list.

Ⓔ Select base laminate color.
Refer to the **Product Color Options** page in this price list.

Ⓕ Select pull option.

AAV	- Aluminum Alcove
AAC	- Aluminum Arc
ABM	- Aluminum Beam
AFL	- Aluminum Flair
AQD	- Aluminum Quadra
BAC	- Black Arc
BBM	- Black Beam
BQD	- Black Quadra
CAV	- Chrome Alcove
CFL	- Chrome Flair

Ⓖ Select edge style.

Y	- Flat edge

Ⓗ Select worksurface grommet option.

NGRM	- No grommet
GWS	- Grommet with mesh wire management sleeve; add $121
GDUO	- Box with rectangular worksurface cutout to accept Duo bezel, specified separately; add $457
GBOX	- Box with center round worksurface grommet; add $457

Ⓘ Select worksurface grommet location.

CGL	- Cutout/grommet left
CGR	- Cutout/grommet right
CGC	- Cutout/grommet center

GWS locations are left, right and center. GRDUO and GMTBOX are located in the center but do not require a location selection.

Ⓙ Select back panel grommet.

NBGRM	- No back grommet
BGRM	- Back grommet; add $63

Ⓚ Select grommet color.
Refer to the **Product Color Options** page in this price list.

Ⓛ Select key option.

NLC	- No lock core
KS	- Key standard

SPECIAL SERVICES

Special Carton Marking

With specially marked information N/C

Shipping

Ships **assembled, FOB Jasper, IN 47547, freight prepaid.** Freight class 100.

Specifications and prices are subject to change without prior notice.

Height-Adjustable Credenzas

Height-Adjustable Credenzas

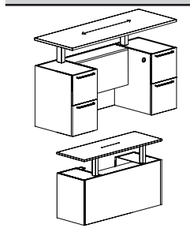

LHCRH

Height-Adjustable Kneespace, File/File

- Letter-width file/file locking pedestals
- Wire management from pedestal to kneespace
- Full back panel only, optional back grommet
- Height adjustment mechanism is pre-installed
- MSWCH upgrade control switch features Bluetooth capability, three stand-up reminder intervals and four memory height positions
- Height range is 30" to 45"
- Load capacity is 180 pounds at even weight distribution
- Safety stop at 2" above chassis to prevent pinching
- 15" kneespace
- Silver locks standard with aluminum or chrome pulls; black locks standard with black pulls
- Duo bezel specified separately

	MODEL NUMBER															
	W x D	Basic Model	Work-surface Option	Control Option	Work-surface Lam-inate Color	Base Lam-inate Color	Pull Option	Edge Style	Wrksrf. Grom.	Grom-met Loca-tion	Back Grom-met	Grommet Color	Key Option	Approx. Packaged Weight	TFL	HPL
A	66x24	LH682466KCSTS	□□□	□□□	□□□	□□□	□□□	Y	□□□	□□	□□	□□□	□□□	320.0#	$ 6176	$ 6400
A	72x24	LH682472KCSTS	□□□	□□□	□□□	□□□	□□□	Y	□□□	□□	□□	□□□	□□□	340.0#	6363	6601
		A	B	C	D	E	F	G	H	I	J	K	L			

HOW TO ORDER

Indicate the following information on order form:
1. Quantity of each item.
2. Model number, including options. See "How To Build a Model Number".
3. Any special service required.

Note: • The □ indicates that a choice is required.
- The absence of the □ indicates that no choice is required.
- Alpha-numeric characters in place of □ indicate that no other alternatives are available.

HOW TO BUILD A MODEL NUMBER

A Select basic model.

B Select worksurface option.

TFL	- Thermally fused laminate
HPL	- High pressure laminate

C Select control switch.

SWCH	- Standard switch
MSWCH	- Memory switch; add $126

D Select worksurface laminate color.
Refer to the **Product Color Options** page in this price list.

E Select base laminate color.
Refer to the **Product Color Options** page in this price list.

F Select pull option.

AAV	- Aluminum Alcove
AAC	- Aluminum Arc
ABM	- Aluminum Beam
AFL	- Aluminum Flair
AQD	- Aluminum Quadra
BAC	- Black Arc
BBM	- Black Beam
BQD	- Black Quadra
CAV	- Chrome Alcove
CFL	- Chrome Flair

G Select edge style.

Y	- Flat edge

H Select worksurface grommet option.

NGRM	- No grommet
GWS	- Grommet with mesh wire management sleeve; add $121
GDUO	- Box with rectangular worksurface cutout to accept Duo bezel, specified separately; add $457
GBOX	- Box with center round worksurface grommet; add $457

I Select worksurface grommet location.

CGL	- Cutout/grommet left
CGR	- Cutout/grommet right
CGC	- Cutout/grommet center

GWS locations are left, right and center. GRDUO and GMTBOX are located in the center but do not require a location selection.

J Select back panel grommet.

NBGRM	- No back grommet
BGRM	- Back grommet; add $63

K Select grommet color.
Refer to the **Product Color Options** page in this price list.

L Select key option.

NLC	- No lock core
KS	- Key standard

SPECIAL SERVICES

Special Carton Marking

With specially marked information N/C

Shipping

Ships **assembled, FOB Jasper, IN 47547, freight prepaid.** Freight class 100.

Specifications and prices are subject to change without prior notice.

Height-Adjustable Shells
Desk Shell

Height-Adjustable Shells
Desk Shell

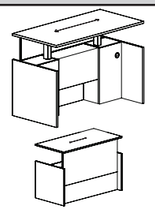

Optional moving modesty panel shown

LHHSD

Height-Adjustable Rectangular Desk Shell with Recessed Front

- Height adjustment mechanism is pre-installed
- Support panel LH662812RSP is required when connecting HA components to a standard, stationary return or bridge. Specified separately.
- MSWCH upgrade control switch features Bluetooth capability, three stand-up reminder intervals and four memory height positions; field installed
- Height range is 30" to 45"
- Load capacity is 180 pounds at even weight distribution
- Safety stop at 2" above chassis to prevent pinching
- 15" kneespace depth on 30"D tops; 18-1/2" kneespace on 36"D tops
- Not compatible with optional center drawer
- Duo bezel specified separately

	MODEL NUMBER											
W x D	Basic Model	Work-surface Option	Modesty Panel	Control Option	Worksurface Laminate Color	Base Laminate Color	Edge Style	Wrksrf. Grom.	Grommet Location	Grom-met Color	Approx. Packaged Weight	TFL	HPL
60x30	LH663060SHSTS	□□□	□□□	□□□	□□□	□□□	Y	□□□	□□	□□□	256.0#	$ 5203	$ 5443
66x30	LH663066SHSTS	□□□	□□□	□□□	□□□	□□□	Y	□□□	□□	□□□	261.0#	5269	5528
72x30	LH663072SHSTS	□□□	□□□	□□□	□□□	□□□	Y	□□□	□□	□□□	265.0#	5307	5580
60x36	LH663660SHSTS	□□□	□□□	□□□	□□□	□□□	Y	□□□	□□	□□□	259.0#	5287	5551
66x36	LH663666SHSTS	□□□	□□□	□□□	□□□	□□□	Y	□□□	□□	□□□	268.0#	5332	5608
72x36	LH663672SHSTS	□□□	□□□	□□□	□□□	□□□	Y	□□□	□□	□□□	274.0#	5382	5673

Ⓐ Ⓑ Ⓒ Ⓓ Ⓔ Ⓕ Ⓖ Ⓗ Ⓘ Ⓙ

HOW TO ORDER

Indicate the following information on order form:
1. Quantity of each item.
2. Model number, including options. See "How To Build a Model Number".
3. Any special service required.

Note: • The □ indicates that a choice is required.
- The absence of the □ indicates that no choice is required.
- Alpha-numeric characters in place of □ indicate that no other alternatives are available.

HOW TO BUILD A MODEL NUMBER

Ⓐ Select basic model.

Ⓑ Select worksurface option.
- **TFL** - Thermally fused laminate
- **HPL** - High pressure laminate

Ⓒ Select modesty option.
- **NMVMD** - No moving modesty
- **MVMD** - Moving modesty; add $206

Ⓓ Select control switch.
- **SWCH** - Standard switch
- **MSWCH** - Memory switch; add $126

Ⓔ Select worksurface laminate color.
Refer to the **Product Color Options** page in this price list.

Ⓕ Select base laminate color.
Refer to the **Product Color Options** page in this price list.

Ⓖ Select edge style.
- **Y** - Flat edge

Ⓗ Select worksurface grommet option.
- **NGRM** - No grommet
- **GWS** - Grommet with mesh wire management sleeve; add $121
- **GDUO** - Box with rectangular worksurface cutout to accept Duo bezel, specified separately; add $457
- **GBOX** - Box with center round worksurface grommet; add $457

Ⓘ Select grommet location.
- **CGL** - Cutout/grommet left
- **CGR** - Cutout/grommet right
- **CGC** - Cutout/grommet center

GWS locations are left, right and center. GRDUO and GMTBOX are located in the center but do not require a location selection.

Ⓙ Select grommet color.
Refer to the **Product Color Options** page in this price list.

SPECIAL SERVICES

Special Carton Marking

With specially marked information N/C

Shipping

Ships **assembled, FOB Jasper, IN 47547, freight prepaid.** Freight class 100.

Specifications and prices are subject to change without prior notice.

Height-Adjustable Shells
Return Shells

Height-Adjustable Shells
Return Shells

	MODEL NUMBER													
	W x D	Basic Model	Work-surface Option	Control Option	Worksurface Laminate Color	Base Laminate Color	Edge Style	Wrksrf. Grom.	Grommet Location	Back Grom-met	Grommet Color	Approx. Packaged Weight	TFL	HPL
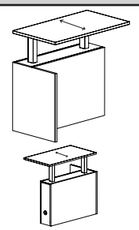	42x24	LH662442RSHLSTS	□□□	□□□	□□□	□□□	Y	□□□	CKS	□□	□□□	250.0#	$ 4602	$ 4771
	48x24	LH662448RSHLSTS	□□□	□□□	□□□	□□□	Y	□□□	CKS	□□	□□□	280.0#	4665	4852
			A	B	C	D	E	F	G	H	I	J		

LHDSH

Height-Adjustable - Full Modesty - End Panel Left

- Full back panel only, optional back grommet
- Side grommet provides cord management
- Grain direction runs front to back on worksurface
- Height adjustment mechanism is pre-installed
- MSWCH upgrade control switch features Bluetooth capability, three stand-up reminder intervals and four memory height positions; field installed
- Height range is 30" to 45"
- Load capacity is 180 pounds at even weight distribution
- Safety stop at 2" above base to prevent pinching
- 13-1/2" kneespace
- Duo bezel specified separately
- Unit does not support monitor arms

HOW TO ORDER

Indicate the following information on order form:
1. Quantity of each item.
2. Model number, including options. See "How To Build a Model Number".
3. Any special service required.

Note:
- The □ indicates that a choice is required.
- The absence of the □ indicates that no choice is required.
- Alpha-numeric characters in place of □ indicate that no other alternatives are available.

HOW TO BUILD A MODEL NUMBER

A Select basic model.

B Select worksurface option.
- **TFL** - Thermally fused laminate
- **HPL** - High pressure laminate

C Select control switch.
- **SWCH** - Standard switch
- **MSWCH** - Memory switch; add $126

D Select worksurface laminate color.
Refer to the **Product Color Options** page in this price list.

E Select base laminate color.
Refer to the **Product Color Options** page in this price list.

F Select edge style.
- **Y** - Flat edge

G Select worksurface grommet option.
- **NGRM** - No grommet
- **GWS** - Grommet with mesh wire management sleeve; add $121
- **GDUO** - Box with rectangular worksurface cutout to accept Duo bezel, specified separately; add $457
- **GBOX** - Box with center round worksurface grommet; add $457

H Select grommet location.
- **CKS** - Grommet centered between height-adjustable legs

GWS locations are noted above. GRDUO and GMTBOX are located in the center but do not require a location selection.

I Select back panel grommet.
- **NBGRM** - No back grommet
- **BGRM** - Back grommet; add $63

J Select grommet color.
Refer to the **Product Color Options** page in this price list.

SPECIAL SERVICES

Special Carton Marking

With specially marked information	N/C

Shipping

Ships **assembled, FOB Jasper, IN 47547, freight prepaid.** Freight class 100.

Specifications and prices are subject to change without prior notice.

Height-Adjustable Shells
Return Shells

Height-Adjustable Shells
Return Shells

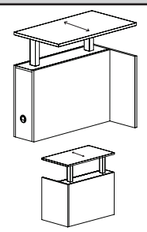

LHDSH

Height-Adjustable - Full Modesty - End Panel Right

- Full back panel only, optional back grommet
- Side grommet provides cord management
- Grain direction runs front to back on worksurface
- Height adjustment mechanism is pre-installed
- MSWCH upgrade control switch features Bluetooth capability, three stand-up reminder intervals and four memory height positions; field installed
- Height range is 30" to 45"
- Load capacity is 180 pounds at even weight distribution
- Safety stop at 2" above base to prevent pinching
- 13-1/2" kneespace
- Duo bezel specified separately
- Unit does not support monitor arms

	MODEL NUMBER												
W x D	Basic Model	Work-surface Option	Control Option	Worksurface Laminate Color	Base Laminate Color	Edge Style	Wrksrf. Grom.	Grommet Location	Back Grom-met	Grommet Color	Approx. Packaged Weight	TFL	HPL
		A	B	C	D	E	F	G	H	I	J			
42x24	LH662442RSHRSTS	□□□	□□□	□□□	□□□	Y	□□□	CKS	□□	□□□	250.0#	$ 4602	$ 4771
48x24	LH662448RSHRSTS	□□□	□□□	□□□	□□□	Y	□□□	CKS	□□	□□□	280.0#	4665	4852

HOW TO ORDER

Indicate the following information on order form:
1. Quantity of each item.
2. Model number, including options. See "How To Build a Model Number".
3. Any special service required.

Note:
- The □ indicates that a choice is required.
- The absence of the □ indicates that no choice is required.
- Alpha-numeric characters in place of □ indicate that no other alternatives are available.

HOW TO BUILD A MODEL NUMBER

A Select basic model.

B Select worksurface option.
- **TFL** - Thermally fused laminate
- **HPL** - High pressure laminate

C Select control switch.
- **SWCH** - Standard switch
- **MSWCH** - Memory switch; add $126

D Select worksurface laminate color.
Refer to the **Product Color Options** page in this price list.

E Select base laminate color.
Refer to the **Product Color Options** page in this price list.

F Select edge style.
- **Y** - Flat edge

G Select worksurface grommet option.
- **NGRM** - No grommet
- **GWS** - Grommet with mesh wire management sleeve; add $121
- **GDUO** - Box with rectangular worksurface cutout to accept Duo bezel, specified separately; add $457
- **GBOX** - Box with center round worksurface grommet; add $457

H Select grommet location.
- **CKS** - Grommet centered between height-adjustable legs

GWS locations are noted above. GRDUO and GMTBOX are located in the center but do not require a location selection.

I Select back panel grommet.
- **NBGRM** - No back grommet
- **BGRM** - Back grommet; add $63

J Select grommet color.
Refer to the **Product Color Options** page in this price list.

SPECIAL SERVICES

Special Carton Marking

With specially marked information N/C

Shipping

Ships **assembled, FOB Jasper, IN 47547, freight prepaid.** Freight class 100.

Specifications and prices are subject to change without prior notice.

Height-Adjustable Support Panel

Height-Adjustable Support Panel

	MODEL	W x D x H	MODEL NUMBER: Basic Model	MODEL NUMBER: Laminate Color	Approx. Packaged Weight	Delivered Pricing
	**Support Panel** • To be used to support stationary return and bridge worksurfaces with height adjustable units	12x1x28-1/4	LI662812RSP	□□□	12.0#	$ 247
LIMSC			Ⓐ	Ⓑ		

HOW TO ORDER

Indicate the following information on order form:
1. Quantity of each item.
2. Model number, including options. See “How To Build a Model Number”.
3. Any special service required.

Note: • The □ indicates that a choice is required.
- The absence of the □ indicates that no choice is required.
- Alpha-numeric characters in place of □ indicate that no other alternatives are available.

HOW TO BUILD A MODEL NUMBER

Ⓐ Select basic model.

Ⓑ Select laminate.
Refer to the **Product Color Options** page in this price list.

SPECIAL SERVICES

Special Carton Marking

With specially marked information N/C

Shipping

Ships **assembled, FOB Jasper, IN 47547, freight prepaid.** Freight class 100.

Specifications and prices are subject to change without prior notice.

Mobile Pedestals

Mobile Pedestals

	MODEL	W x D x H	MODEL NUMBER: Basic Model	Laminate Color	Pull Option	Key Option	Approx. Packaged Weight	Delivered Pricing
 LIMPD	**Box/File** • Letter width locking pedestal • Casters with fifth wheel; no counterbalance • Silver locks standard with aluminum or chrome pulls; black locks standard with black pulls	15-3/4x19x23	LI661519MP	☐☐	☐☐☐	☐☐	85.0#	$ 1161
 LIMPD	**Box/Box/File**	15-3/4x19x27-1/2	LI661519MP1	☐☐	☐☐☐	☐☐	90.0#	$ 1212
 LIMPD	**File/File**	15-3/4x19x27-1/2	LI661519MP2	☐☐	☐☐☐	☐☐	90.0#	$ 1212
			Ⓐ	Ⓑ	Ⓒ	Ⓓ		

HOW TO ORDER

Indicate the following information on order form:
1. Quantity of each item.
2. Model number, including options. See “How To Build a Model Number”.
3. Any special service required.

Note: • The ☐ indicates that a choice is required.
- The absence of the ☐ indicates that no choice is required.
- Alpha-numeric characters in place of ☐ indicate that no other alternatives are available.

HOW TO BUILD A MODEL NUMBER

Ⓐ Select basic model.

Ⓑ Select laminate color.
Refer to the **Product Color Options** page in this price list.

Ⓒ Select pull option.

AAV	- Aluminum Alcove
AAC	- Aluminum Arc
ABM	- Aluminum Beam
AFL	- Aluminum Flair
AQD	- Aluminum Quadra
BAC	- Black Arc
BBM	- Black Beam
BQD	- Black Quadra
CAV	- Chrome Alcove
CFL	- Chrome Flair

Ⓓ Select key option.

NLC	- No lock core
KS	- Key standard

SPECIAL SERVICES

Special Carton Marking

With specially marked information	N/C

Shipping

Ships **assembled, FOB Jasper, IN 47547, freight prepaid.** Freight class 100.

Specifications and prices are subject to change without prior notice.

Storage Credenzas

Storage Credenzas

	MODEL	W x D x H	MODEL NUMBER: Basic Model	Work-surface Option	Worksurface Laminate Color	Base Laminate Color	Pull Option	Edge Style	Key Option	Approx. Packaged Weight	TFL	HPL
 LICRD	**Storage Credenza File/File Pedestals** • Letter-width locking file/file pedestals • Fixed storage shelf in each cabinet • Non-locking cabinet doors • Silver locks standard with aluminum or chrome pulls; black locks standard with black pulls • Vertical grain direction on doors an drawers	66x24x30	LI682466SC	□□□	□□	□□	□□□	Y	□□	261.0#	$ 2653	$ 2849
		72x24x30	LI682472SC	□□□	□□	□□	□□□	Y	□□	285.0#	2764	2972
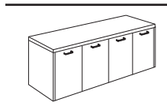 LICRD	**Four Door** • Four doors • Two adjustable shelves • Silver locks standard with aluminum or chrome pulls; black locks standard with black pulls • Vertical grain direction on doors	66x24x30	LI662466CC	□□□	□□	□□	□□□	Y	□□	246.0#	$ 2405	$ 2618
		72x24x30	LI662472CC	□□□	□□	□□	□□□	Y	□□	290.0#	2531	2736
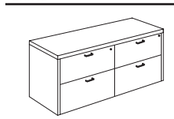 LICRD	**Double Lateral Credenza** • Legal or Letter-width dual locking file/file pedestals • Full back panel • Silver locks standard with aluminum or chrome pulls; black locks standard with black pulls • 1/4" thick drawer bottoms allow for storage applications • Grain direction is vertical on drawers	72x24x30	LI662472DL	□□□	□□	□□	□□□	Y	□□	360.0#	$ 3330	$ 3535
			Ⓐ	Ⓑ	Ⓒ	Ⓓ	Ⓔ	Ⓕ	Ⓖ			

HOW TO ORDER

Indicate the following information on order form:
1. Quantity of each item.
2. Model number, including options. See "How To Build a Model Number".
3. Any special service required.

Note: • The □ indicates that a choice is required.
- The absence of the □ indicates that no choice is required.
- Alpha-numeric characters in place of □ indicate that no other alternatives are available.

HOW TO BUILD A MODEL NUMBER

Ⓐ Select basic model.

Ⓑ Select worksurface option.

TFL	- Thermally fused laminate
HPL	- High pressure laminate

Ⓒ Select worksurface laminate color.
Refer to the **Product Color Options** page in this price list.

Ⓓ Select base laminate color.
Refer to the **Product Color Options** page in this price list.

Ⓔ Select pull option.

AAV	- Aluminum Alcove
AAC	- Aluminum Arc
ABM	- Aluminum Beam
AFL	- Aluminum Flair
AQD	- Aluminum Quadra
BAC	- Black Arc
BBM	- Black Beam
BQD	- Black Quadra
CAV	- Chrome Alcove
CFL	- Chrome Flair

Ⓕ Select edge style.

Y	- Flat edge

Ⓖ Select key option.

NLC	- No lock core
KS	- Key standard

SPECIAL SERVICES

Special Carton Marking

With specially marked information N/C

Shipping

Ships **assembled, FOB Jasper, IN 47547, freight prepaid.** Freight class 100.

Specifications and prices are subject to change without prior notice.

Low Storage Credenzas

Low Storage Credenzas

	W x D x H	MODEL NUMBER Basic Model	Work-surface Option	Worksurface Laminate Color	Base Laminate Color	Pull Option	Edge Style	Worksurface Grommet	Back Grom-met	Grommet Color	Key Option	Approx. Packaged Weight	TFL	HPL
	60x20x21-3/4	LI662060L21OBFL	□□□	□□	□□	□□□	Y	□□□□	□□	□□□	□□	200.0#	$ 2086	$ 2253
	72x20x21-3/4	LI662072L21OBFL	□□□	□□	□□	□□□	Y	□□□□	□□	□□□	□□	220.0#	2296	2480
	60x24x21-3/4	LI662460L21OBFL	□□□	□□	□□	□□□	Y	□□□□	□□	□□□	□□	210.0#	2201	2392
	72x24x21-3/4	LI662472L21OBFL	□□□	□□	□□	□□□	Y	□□□□	□□	□□□	□□	230.0#	2406	2616
LICRL														
21" Low Box/File Open (shown as left) • Locking box/file left, open right • File provides legal or letter filing • Back grommet optional; back and worksurface grommet colors must match • 1/4" thick drawer bottoms allow for storage applications • Adjustable bookcase shelf • Silver locks standard with aluminum or chrome pulls; black locks standard with black pulls • Optional Duo bezel is specified separately														
	60x20x21-3/4	LI662060L21OBFR	□□□	□□	□□	□□□	Y	□□□□	□□	□□□	□□	200.0#	$ 2086	$ 2253
	72x20x21-3/4	LI662072L21OBFR	□□□	□□	□□	□□□	Y	□□□□	□□	□□□	□□	220.0#	2296	2480
	60x24x21-3/4	LI662460L21OBFR	□□□	□□	□□	□□□	Y	□□□□	□□	□□□	□□	210.0#	2201	2392
	72x24x21-3/4	LI662472L21OBFR	□□□	□□	□□	□□□	Y	□□□□	□□	□□□	□□	230.0#	2406	2616
LICRL														
21" Low Box/File Open (shown as right) • Locking box/file right, open left • File provides legal or letter filing • Back grommet optional; back and worksurface grommet colors must match • 1/4" thick drawer bottoms allow for storage applications • Adjustable bookcase shelf • Silver locks standard with aluminum or chrome pulls; black locks standard with black pulls • Optional Duo bezel is specified separately														
		Ⓐ	Ⓑ	Ⓒ	Ⓓ	Ⓔ	Ⓕ	Ⓖ	Ⓗ	Ⓘ	Ⓙ			

HOW TO ORDER

Indicate the following information on order form:
1. Quantity of each item.
2. Model number, including options. See "How To Build a Model Number".
3. Any special service required.

Note: • The □ indicates that a choice is required.
- The absence of the □ indicates that no choice is required.
- Alpha-numeric characters in place of □ indicate that no other alternatives are available.

HOW TO BUILD A MODEL NUMBER

Ⓐ Select basic model.

Ⓑ Select worksurface option.
- **TFL** - Thermally fused laminate
- **HPL** - High pressure laminate

Ⓒ Select worksurface laminate color.
Refer to the **Product Color Options** page in this price list.

Ⓓ Select base laminate color.
Refer to the **Product Color Options** page in this price list.

Ⓔ Select pull option.
- **AAV** - Aluminum Alcove
- **AAC** - Aluminum Arc
- **ABM** - Aluminum Beam
- **AFL** - Aluminum Flair
- **AQD** - Aluminum Quadra
- **BAC** - Black Arc
- **BBM** - Black Beam
- **BQD** - Black Quadra
- **CAV** - Chrome Alcove
- **CFL** - Chrome Flair

Ⓕ Select edge style.
- **Y** - Flat edge

Ⓖ Select worksurface grommet option.
- **NGRM** - No grommet
- **GL** - Grommet left; add $61
- **GR** - Grommet right; add $61
- **GC** - Grommet center; add $61
- **GLR** - Grommet left and right; add $120
- **PDCL** - Left Cutout for Duo-Module spec'd separately
- **PDCR** - Right Cutout for Duo-Module spec'd separately
- **PDCC** - Center Cutout for Duo- Module spec'd separately

Ⓗ Select back grommet.
- **NBGRM** - No back grommet
- **BGRM** - Back grommet

Ⓘ Select grommet color.
Refer to the **Product Color Options** page in this price list.

Ⓙ Select key option.
- **NLC** - No lock core
- **KS** - Key standard

SPECIAL SERVICES

Special Carton Marking

With specially marked information N/C

Shipping

Ships **assembled, FOB Jasper, IN 47547, freight prepaid.** Freight class 100.

Specifications and prices are subject to change without prior notice.

Low Storage Credenzas

Low Storage Credenzas

	W x D x H	MODEL NUMBER Basic Model	Work-surface Option	Worksurface Laminate Color	Base Laminate Color	Pull Option	Edge Style	Worksurface Grommet	Back Grom-met	Grommet Color	Key Option	Approx. Packaged Weight	TFL	HPL
 LICRL	60x20x21-3/4	LI662060L21DBF	□□□	□□	□□	□□□	Y	□□□□	□□	□□□	□□	210.0#	$ 2785	$ 2951
	72x20x21-3/4	LI662072L21DBF	□□□	□□	□□	□□□	Y	□□□□	□□	□□□	□□	240.0#	3058	3243
	60x24x21-3/4	LI662460L21DBF	□□□	□□	□□	□□□	Y	□□□□	□□	□□□	□□	230.0#	2815	3008
	72x24x21-3/4	LI662472L21DBF	□□□	□□	□□	□□□	Y	□□□□	□□	□□□	□□	250.0#	3163	3367
21" Low Credenza Double Box/File • Legal or Letter-width dual locking file/file pedestals • Full back panel • Back grommet optional; back and worksurface grommet colors must match • 1/4" thick drawer bottoms allow for storage applications • Silver locks standard with aluminum or chrome pulls; black locks standard with black pulls • Grain direction is vertical on drawers • Optional Duo bezel is specified separately														
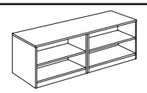 LICRL	60x20x21-3/4	LI662060L21DO	□□□	□□	□□	□□□	Y	□□□□	□□	□□□		190.0#	$ 1672	$ 1835
	72x20x21-3/4	LI662072L21DO	□□□	□□	□□	□□□	Y	□□□□	□□	□□□		200.0#	1832	2017
	60x24x21-3/4	LI662460L21DO	□□□	□□	□□	□□□	Y	□□□□	□□	□□□		200.0#	1777	1945
	72x24x21-3/4	LI662472L21DO	□□□	□□	□□	□□□	Y	□□□□	□□	□□□		210.0#	1968	2172
21" Low Credenza Double Open Bookcase • Adjustable bookcase shelves • Back grommet optional; back and worksurface grommet colors must match • Optional Duo bezel is specified separately														

Ⓐ Ⓑ Ⓒ Ⓓ Ⓔ Ⓕ Ⓖ Ⓗ Ⓘ Ⓙ

HOW TO ORDER

Indicate the following information on order form:
1. Quantity of each item.
2. Model number, including options. See "How To Build a Model Number".
3. Any special service required.

Note: • The □ indicates that a choice is required.
- The absence of the □ indicates that no choice is required.
- Alpha-numeric characters in place of □ indicate that no other alternatives are available.

HOW TO BUILD A MODEL NUMBER

Ⓐ Select basic model.

Ⓑ Select worksurface option.

TFL	- Thermally fused laminate
HPL	- High pressure laminate

Ⓒ Select worksurface laminate color.
Refer to the **Product Color Options** page in this price list.

Ⓓ Select base laminate color.
Refer to the **Product Color Options** page in this price list.

Ⓔ Select pull option.

AAV	- Aluminum Alcove
AAC	- Aluminum Arc
ABM	- Aluminum Beam
AFL	- Aluminum Flair
AQD	- Aluminum Quadra
BAC	- Black Arc
BBM	- Black Beam
BQD	- Black Quadra
CAV	- Chrome Alcove
CFL	- Chrome Flair

Ⓕ Select edge style.

Y	- Flat edge

Ⓖ Select worksurface grommet option.

NGRM	- No grommet
GL	- Grommet left; add $61
GR	- Grommet right; add $61
GC	- Grommet center; add $61
GLR	- Grommet left and right; add $120
PDCL	- Left Cutout for Duo-Module spec'd separately
PDCR	- Right Cutout for Duo-Module spec'd separately
PDCC	- Center Cutout for Duo- Module spec'd separately

Ⓗ Select back grommet.

NBGRM	- No back grommet
BGRM	- Back grommet

Ⓘ Select grommet color.
Refer to the **Product Color Options** page in this price list.

Ⓙ Select key option.

NLC	- No lock core
KS	- Key standard

SPECIAL SERVICES

Special Carton Marking

With specially marked information N/C

Shipping

Ships **assembled, FOB Jasper, IN 47547, freight prepaid.** Freight class 100.

Specifications and prices are subject to change without prior notice.

Laterals

Laterals

	MODEL	W x D x H	MODEL NUMBER: Basic Model	Work-surface Option	Laminate Color	Pull Option	Edge Style	Key Option	Approx. Packaged Weight	TFL	HPL
 LIHPD	**Two Drawer** • Central locking • Integral anti-tilt system • Legal or letter filing • Front-to-back or side-to-side filing • 1/4" thick drawer bottoms • Silver locks standard with aluminum or chrome pulls; black locks standard with black pulls • Onset drawer fronts	30x24x30	LI662430L2	□□□	□□	□□□	Y	□□	153.0#	$ 1439	$ 1563
		36x24x30	LI662436L2	□□□	□□	□□□	Y	□□	184.0#	1515	1642
 LIHPD	**Three Drawer**	30x24x43-3/4	LI662430L3	□□□	□□	□□□	Y	□□	155.0#	$ 2177	$ 2302
		36x24x43-3/4	LI662436L3	□□□	□□	□□□	Y	□□	170.0#	2296	2424
 LIHPD	**Four Drawer**	30x24x57-1/2	LI662430L4	□□□	□□	□□□	Y	□□	260.0#	$ 2730	$ 2852
		36x24x57-1/2	LI662436L4	□□□	□□	□□□	Y	□□	312.0#	2863	2993
			Ⓐ	Ⓑ	Ⓒ	Ⓓ	Ⓔ	Ⓕ			

HOW TO ORDER

Indicate the following information on order form:
1. Quantity of each item.
2. Model number, including options. See "How To Build a Model Number".
3. Any special service required.

Note: • The □ indicates that a choice is required.
• The absence of the □ indicates that no choice is required.
• Alpha-numeric characters in place of □ indicate that no other alternatives are available.

HOW TO BUILD A MODEL NUMBER

Ⓐ Select basic model.

Ⓑ Select worksurface option.

TFL	- Thermally fused laminate
HPL	- High pressure laminate

Ⓒ Select laminate color.
Refer to the **Product Color Options** page in this price list.

Ⓓ Select pull option.

AAV	- Aluminum Alcove
AAC	- Aluminum Arc
ABM	- Aluminum Beam
AFL	- Aluminum Flair
AQD	- Aluminum Quadra
BAC	- Black Arc
BBM	- Black Beam
BQD	- Black Quadra
CAV	- Chrome Alcove
CFL	- Chrome Flair

Ⓔ Select edge style.

Y	- Flat edge

Ⓕ Select key option.

NLC	- No lock core
KS	- Key standard

SPECIAL SERVICES

Special Carton Marking

With specially marked information	N/C

Shipping

Ships **assembled, FOB Jasper, IN 47547, freight prepaid.** Freight class 100.

Specifications and prices are subject to change without prior notice.

Freestanding Multi-File Units

Freestanding Multi-File Units

	MODEL	W x D x H	MODEL NUMBER: Basic Model	Work-surface Option	Laminate Color	Pull Option	Edge Style	Key Option	Approx. Packaged Weight	TFL	HPL
 LIHPD	**Multi-File** • Upper left box/box • Upper right locking file • Lower nonlocking lateral file provides legal or letter filing • Silver locks standard with aluminum or chrome pulls; black locks standard with black pulls • Vertical grain direction on drawers	30x24x30	LI662430MF	□□□	□□	□□□	Y	□□	153.0#	$ 1542	$ 1668
		36x24x30	LI662436MF	□□□	□□	□□□	Y	□□	184.0#	1628	1758
			Ⓐ	Ⓑ	Ⓒ	Ⓓ	Ⓔ	Ⓕ			

HOW TO ORDER

Indicate the following information on order form:
1. Quantity of each item.
2. Model number, including options. See “How To Build a Model Number”.
3. Any special service required.

Note: • The □ indicates that a choice is required.
• The absence of the □ indicates that no choice is required.
• Alpha-numeric characters in place of □ indicate that no other alternatives are available.

HOW TO BUILD A MODEL NUMBER

Ⓐ Select basic model.

Ⓑ Select worksurface option.

TFL	- Thermally fused laminate
HPL	- High pressure laminate

Ⓒ Select laminate color.
Refer to the **Product Color Options** page in this price list.

Ⓓ Select pull option.

AAV	- Aluminum Alcove
AAC	- Aluminum Arc
ABM	- Aluminum Beam
AFL	- Aluminum Flair
AQD	- Aluminum Quadra
BAC	- Black Arc
BBM	- Black Beam
BQD	- Black Quadra
CAV	- Chrome Alcove
CFL	- Chrome Flair

Ⓔ Select edge style.

Y	- Flat edge

Ⓕ Select key option.

NLC	- No lock core
KS	- Key standard

SPECIAL SERVICES

Special Carton Marking

With specially marked information	N/C

Shipping

Ships **assembled, FOB Jasper, IN 47547, freight prepaid.** Freight class 100.

Specifications and prices are subject to change without prior notice.

Pedestal Storage Cabinets
File/File

Pedestal Storage Cabinets
File/File

	MODEL	Features	W x D x H	MODEL NUMBER Basic Model	Laminate Color	Pull Option	Door Lock Option	Key Option	Approx. Packaged Weight	Delivered Pricing	Door Lock Upcharge
 LIPS	**File/File with Upper Laminate Door Cabinet** • Touch latch cabinet door; optional lock • Cabinet features two adjustable shelves • Locking file/file pedestal supports legal or letter filing	Hinge Left	18x24x70-7/8	LI661872WFL	□□	□□□	□□□	□□	145.0#	$ 2157	$ 66
 LIPS	**File/File with Upper Laminate Door Cabinet**	Hinge Right	18x24x70-7/8	LI661872WFR	□□	□□□	□□□	□□	145.0#	$ 2157	$ 66
				Ⓐ	Ⓑ	Ⓒ	Ⓓ	Ⓔ			

HOW TO ORDER

Indicate the following information on order form:
1. Quantity of each item.
2. Model number, including options. See “How To Build a Model Number”.
3. Any special service required.

Note: • The □ indicates that a choice is required.
• The absence of the □ indicates that no choice is required.
• Alpha-numeric characters in place of □ indicate that no other alternatives are available.

HOW TO BUILD A MODEL NUMBER

Ⓐ Select basic model.

Ⓑ Select laminate color.
Refer to the **Product Color Options** page in this price list.

Ⓒ Select pull option.

AAV	- Aluminum Alcove
AAC	- Aluminum Arc
ABM	- Aluminum Beam
AFL	- Aluminum Flair
AQD	- Aluminum Quadra
BAC	- Black Arc
BBM	- Black Beam
BQD	- Black Quadra
CAV	- Chrome Alcove
CFL	- Chrome Flair

Ⓓ Select optional door lock.

NDL	- No door lock
WDL	- With door lock

See pricing column for door lock upcharge.

Ⓔ Select key option.

KS	- Key standard
NLC	- No lock core

SPECIAL SERVICES

Special Carton Marking

With specially marked information N/C

Shipping

Ships **assembled, FOB Jasper, IN 47547, freight prepaid.** Freight class 100.

Specifications and prices are subject to change without prior notice.

Pedestal Storage Cabinets
Box/Box/File

Pedestal Storage Cabinets
Box/Box/File

	MODEL	Features	W x D x H	MODEL NUMBER Basic Model	Laminate Color	Pull Option	Door Lock Option	Key Option	Approx. Packaged Weight	Delivered Pricing	Door Lock Upcharge
 LIPS	**Box/Box/File with Upper Laminate Door Cabinet** • Touch latch cabinet door; optional lock • Cabinet features two adjustable shelves • Locking box/box/file pedestal supports legal or letter filing	Hinge Left	18x24x70-7/8	LI661872WBL	□□	□□□	□□□	□□	145.0#	$ 2157	$ 66
 LIPS	**Box/Box/File with Upper Laminate Door Cabinet**	Hinge Right	18x24x70-7/8	LI661872WBR	□□	□□□	□□□	□□	145.0#	$ 2157	$ 66
				Ⓐ	Ⓑ	Ⓒ	Ⓓ	Ⓔ			

HOW TO ORDER

Indicate the following information on order form:
1. Quantity of each item.
2. Model number, including options. See “How To Build a Model Number”.
3. Any special service required.

Note: • The □ indicates that a choice is required.
• The absence of the □ indicates that no choice is required.
• Alpha-numeric characters in place of □ indicate that no other alternatives are available.

HOW TO BUILD A MODEL NUMBER

Ⓐ Select basic model.

Ⓑ Select laminate color.
Refer to the **Product Color Options** page in this price list.

Ⓒ Select pull option.

AAV	- Aluminum Alcove
AAC	- Aluminum Arc
ABM	- Aluminum Beam
AFL	- Aluminum Flair
AQD	- Aluminum Quadra
BAC	- Black Arc
BBM	- Black Beam
BQD	- Black Quadra
CAV	- Chrome Alcove
CFL	- Chrome Flair

Ⓓ Select optional door lock.

NDL	- No door lock
WDL	- With door lock

See pricing column for door lock upcharge.

Ⓔ Select key option.

KS	- Key standard
NLC	- No lock core

SPECIAL SERVICES

Special Carton Marking

With specially marked information N/C

Shipping

Ships **assembled, FOB Jasper, IN 47547, freight prepaid.** Freight class 100.

Specifications and prices are subject to change without prior notice.

Pedestal Storage Cabinets
Open File/File

Pedestal Storage Cabinets
Open File/File

	MODEL	W x D x H	MODEL NUMBER Basic Model	Laminate Color	Pull Option	Key Option	Approx. Packaged Weight	Delivered Pricing
 LIPS	**File/File with Upper Open Storage Cabinet** • Open cabinet features two adjustable shelves • Locking file/file pedestal supports legal or letter filing	18x24x70-7/8	LI661872WFO	□□	□□□	□□	136.0#	$ 1980
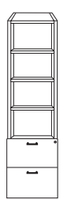 LIPS	**Tall File/File with Upper Open Storage Cabinet** • Open cabinet features three adjustable shelves • Locking file/file pedestal supports legal or letter filing	18x24x82-7/8	LI661884WFO	□□	□□□	□□	146.0#	$ 2070
			Ⓐ	Ⓑ	Ⓒ	Ⓓ		

HOW TO ORDER

Indicate the following information on order form:
1. Quantity of each item.
2. Model number, including options. See “How To Build a Model Number”.
3. Any special service required.

Note: • The □ indicates that a choice is required.
• The absence of the □ indicates that no choice is required.
• Alpha-numeric characters in place of □ indicate that no other alternatives are available.

HOW TO BUILD A MODEL NUMBER

Ⓐ Select basic model.

Ⓑ Select laminate color.
Refer to the **Product Color Options** page in this price list.

Ⓒ Select pull option.

AAV	- Aluminum Alcove
AAC	- Aluminum Arc
ABM	- Aluminum Beam
AFL	- Aluminum Flair
AQD	- Aluminum Quadra
BAC	- Black Arc
BBM	- Black Beam
BQD	- Black Quadra
CAV	- Chrome Alcove
CFL	- Chrome Flair

Ⓓ Select key option.

KS	- Key standard
NLC	- No lock core

SPECIAL SERVICES

Special Carton Marking

With specially marked information N/C

Shipping

Ships **assembled, FOB Jasper, IN 47547, freight prepaid.** Freight class 100.

Specifications and prices are subject to change without prior notice.

Pedestal Storage Cabinets
Open Box/Box/File

Pedestal Storage Cabinets
Open Box/Box/File

	MODEL	W x D x H	MODEL NUMBER Basic Model	Pull Option	Laminate Color	Key Option	Approx. Packaged Weight	Delivered Pricing
 LIPS	**Box/Box/File with Upper Open Storage Cabinet** • Open cabinet features two adjustable shelves • Locking box/box/file pedestal supports legal or letter filing	18x24x70-7/8	LI661872WBO	□□□	□□	□□	136.0#	$ 1980
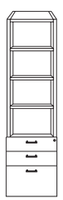 LIPS	**Tall Box/Box/File with Upper Open Storage Cabinet** • Open cabinet features three adjustable shelves • Locking box/box/file pedestal supports legal or letter filing	18x24x82-7/8	LI661884WBO	□□□	□□	□□	146.0#	$ 2070
			Ⓐ	Ⓑ	Ⓒ	Ⓓ		

HOW TO ORDER

Indicate the following information on order form:
1. Quantity of each item.
2. Model number, including options. See “How To Build a Model Number”.
3. Any special service required.

Note: • The □ indicates that a choice is required.
• The absence of the □ indicates that no choice is required.
• Alpha-numeric characters in place of □ indicate that no other alternatives are available.

HOW TO BUILD A MODEL NUMBER

Ⓐ Select basic model.

Ⓑ Select pull option.

AAV	- Aluminum Alcove
AAC	- Aluminum Arc
ABM	- Aluminum Beam
AFL	- Aluminum Flair
AQD	- Aluminum Quadra
BAC	- Black Arc
BBM	- Black Beam
BQD	- Black Quadra
CAV	- Chrome Alcove
CFL	- Chrome Flair

Ⓒ Select laminate color.
Refer to the **Product Color Options** page in this price list.

Ⓓ Select key option.

KS	- Key standard
NLC	- No lock core

SPECIAL SERVICES

Special Carton Marking

With specially marked information	N/C

Shipping

Ships **assembled, FOB Jasper, IN 47547, freight prepaid.** Freight class 100.

Specifications and prices are subject to change without prior notice.

Pedestal Storage Cabinets
Half-Open File/File

Pedestal Storage Cabinets
Half-Open File/File

	MODEL	Features	W x D x H	MODEL NUMBER Basic Model	Laminate Color	Pull Option	Door Lock Option	Key Option	Approx. Packaged Weight	Delivered Pricing	Door Lock Upcharge
 LIPS	**File/File with Upper Laminate Door Cabinet** • Touch latch cabinet door; optional lock • Cabinet features one adjustable shelf • Open center section features two adjustable shelves • Locking file/file pedestal supports legal or letter filing	Hinge Left	18x24x70-7/8	LI661872DS2L	□□	□□□	□□□	□□	145.0#	$ 2317	$ 66
 LIPS	**File/File with Upper Laminate Door Cabinet**	Hinge Right	18x24x70-7/8	LI661872DS2R	□□	□□□	□□□	□□	145.0#	$ 2317	$ 66
				Ⓐ	Ⓑ	Ⓒ	Ⓓ	Ⓔ			

HOW TO ORDER

Indicate the following information on order form:
1. Quantity of each item.
2. Model number, including options. See “How To Build a Model Number”.
3. Any special service required.

Note: • The □ indicates that a choice is required.
• The absence of the □ indicates that no choice is required.
• Alpha-numeric characters in place of □ indicate that no other alternatives are available.

HOW TO BUILD A MODEL NUMBER

Ⓐ Select basic model.

Ⓑ Select laminate color.
Refer to the **Product Color Options** page in this price list.

Ⓒ Select pull option.

AAV	- Aluminum Alcove
AAC	- Aluminum Arc
ABM	- Aluminum Beam
AFL	- Aluminum Flair
AQD	- Aluminum Quadra
BAC	- Black Arc
BBM	- Black Beam
BQD	- Black Quadra
CAV	- Chrome Alcove
CFL	- Chrome Flair

Ⓓ Select optional door lock.

NDL	- No door lock
WDL	- With door lock

See pricing column for door lock upcharge.

Ⓔ Select key option.

KS	- Key standard
NLC	- No lock core

SPECIAL SERVICES

Special Carton Marking

With specially marked information N/C

Shipping

Ships **assembled, FOB Jasper, IN 47547, freight prepaid.** Freight class 100.

Specifications and prices are subject to change without prior notice.

Pedestal Storage Cabinets
Half-Open File/File

Pedestal Storage Cabinets
Half-Open File/File

	MODEL	Features	W x D x H	MODEL NUMBER Basic Model	Laminate Color	Pull Option	Key Option	Approx. Packaged Weight	Delivered Pricing
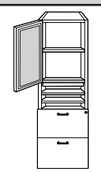	**File/File with Upper Frosted Acrylic Door Cabinet** • Non-locking touch latch door on cabinet • Cabinet features one adjustable shelf • Open center section features two adjustable shelves • Locking file/file pedestal supports legal or letter filing	Hinge Left	18x24x70-7/8	LI661872DS2L1AD	□□	□□□	□□	145.0#	$ 2553
LIPS									
	**File/File with Upper Frosted Acrylic Door Cabinet**	Hinge Right	18x24x70-7/8	LI661872DS2R1AD	□□	□□□	□□	145.0#	$ 2553
LIPS									
				Ⓐ	Ⓑ	Ⓒ	Ⓓ		

HOW TO ORDER

Indicate the following information on order form:
1. Quantity of each item.
2. Model number, including options. See “How To Build a Model Number”.
3. Any special service required.

Note: • The □ indicates that a choice is required.
• The absence of the □ indicates that no choice is required.
• Alpha-numeric characters in place of □ indicate that no other alternatives are available.

HOW TO BUILD A MODEL NUMBER

Ⓐ Select basic model.

Ⓑ Select laminate color.
Refer to the **Product Color Options** page in this price list.

Ⓒ Select pull option.

AAV	- Aluminum Alcove
AAC	- Aluminum Arc
ABM	- Aluminum Beam
AFL	- Aluminum Flair
AQD	- Aluminum Quadra
BAC	- Black Arc
BBM	- Black Beam
BQD	- Black Quadra
CAV	- Chrome Alcove
CFL	- Chrome Flair

Ⓓ Select key option.

KS	- Key standard
NLC	- No lock core

SPECIAL SERVICES

Special Carton Marking

With specially marked information	N/C

Shipping
Ships **assembled, FOB Jasper, IN 47547, freight prepaid.** Freight class 100.

Specifications and prices are subject to change without prior notice.

Pedestal Storage Cabinets
Half-Open File/File

Pedestal Storage Cabinets
Half-Open File/File

	MODEL	Features	W x D x H	MODEL NUMBER Basic Model	Laminate Color	Pull Option	Door Lock Option	Key Option	Approx. Packaged Weight	Delivered Pricing	Door Lock Upcharge
 LIPS	**File/File with Upper Dry-Erase Door Cabinet** • Touch latch cabinet door; optional lock • Cabinet features one adjustable shelf • Open center section features two adjustable shelves • Locking file/file pedestal supports legal or letter filing • Dry-erase laminate is featured on both outer and inner door surfaces	Hinge Left	18x24x70-7/8	L661872DS2L1DEB	□□	□□□	□□□	□□	145.0#	$ 2371	$ 66
 LIPS	**File/File with Upper Dry-Erase Door Cabinet**	Hinge Right	18x24x70-7/8	L661872DS2R1DEB	□□	□□□	□□□	□□	145.0#	$ 2371	$ 66
				Ⓐ	Ⓑ	Ⓒ	Ⓓ	Ⓔ			

HOW TO ORDER

Indicate the following information on order form:
1. Quantity of each item.
2. Model number, including options. See “How To Build a Model Number”.
3. Any special service required.

Note: • The □ indicates that a choice is required.
• The absence of the □ indicates that no choice is required.
• Alpha-numeric characters in place of □ indicate that no other alternatives are available.

HOW TO BUILD A MODEL NUMBER

Ⓐ Select basic model.

Ⓑ Select laminate color.
Refer to the **Product Color Options** page in this price list.

Ⓒ Select pull option.

AAV	- Aluminum Alcove
AAC	- Aluminum Arc
ABM	- Aluminum Beam
AFL	- Aluminum Flair
AQD	- Aluminum Quadra
BAC	- Black Arc
BBM	- Black Beam
BQD	- Black Quadra
CAV	- Chrome Alcove
CFL	- Chrome Flair

Ⓓ Select optional door lock.

NDL	- No door lock
WDL	- With door lock

See pricing column for door lock upcharge.

Ⓔ Select key option.

KS	- Key standard
NLC	- No lock core

SPECIAL SERVICES

Special Carton Marking

With specially marked information N/C

Shipping

Ships **assembled, FOB Jasper, IN 47547, freight prepaid.** Freight class 100.

Specifications and prices are subject to change without prior notice.

Pedestal Storage Cabinets
Half-Open File/File

Pedestal Storage Cabinets
Half-Open File/File

	MODEL	Features	W x D x H	MODEL NUMBER: Basic Model	Laminate Color	Pull Option	Door Finish	Door Lock Option	Key Option	Approx. Packaged Weight	Delivered Pricing	Door Lock Upcharge
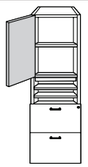	**File/File with Upper High-Gloss Acrylic Door Cabinet** • Touch latch cabinet door; optional lock • Cabinet features one adjustable shelf • Open center section features two adjustable shelves • Locking file/file pedestal supports legal or letter filing	Hinge Left	18x24x70-7/8	L661872DS2L1HGA	□□	□□□	□□□	□□□	□□	145.0#	$ 2798	$ 66
LIPS												
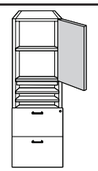	**File/File with Upper High-Gloss Acrylic Door Cabinet**	Hinge Right	18x24x70-7/8	L661872DS2R1HGA	□□	□□□	□□□	□□□	□□	145.0#	$ 2798	$ 66
LIPS												
				Ⓐ	Ⓑ	Ⓒ	Ⓓ	Ⓔ	Ⓕ			

HOW TO ORDER

Indicate the following information on order form:
1. Quantity of each item.
2. Model number, including options. See “How To Build a Model Number”.
3. Any special service required.

Note: • The □ indicates that a choice is required.
• The absence of the □ indicates that no choice is required.
• Alpha-numeric characters in place of □ indicate that no other alternatives are available.

HOW TO BUILD A MODEL NUMBER

Ⓐ Select basic model.

Ⓑ Select laminate color.
Refer to the **Product Color Options** page in this price list.

Ⓒ Select pull option.

AAV	- Aluminum Alcove
AAC	- Aluminum Arc
ABM	- Aluminum Beam
AFL	- Aluminum Flair
AQD	- Aluminum Quadra
BAC	- Black Arc
BBM	- Black Beam
BQD	- Black Quadra
CAV	- Chrome Alcove
CFL	- Chrome Flair

Ⓓ Select door finish.
Refer to the **Product Color Options** page in this price list.

Ⓔ Select optional door lock.

NDL	- No door lock
WDL	- With door lock

See pricing column for door lock upcharge.

Ⓕ Select key option.

KS	- Key standard
NLC	- No lock core

SPECIAL SERVICES

Special Carton Marking

With specially marked information	N/C

Shipping

Ships **assembled, FOB Jasper, IN 47547, freight prepaid.** Freight class 100.

Specifications and prices are subject to change without prior notice.

Pedestal Storage Cabinets

Half-Open Box/Box/File

Pedestal Storage Cabinets
Half-Open Box/Box/File

	MODEL	Features	W x D x H	MODEL NUMBER Basic Model (A)	Laminate Color (B)	Pull Option (C)	Door Lock Option (D)	Key Option (E)	Approx. Packaged Weight	Delivered Pricing	Door Lock Upcharge
 LIPS	**Box/Box/File with Upper Laminate Door Cabinet** • Touch latch cabinet door; optional lock • Cabinet features one adjustable shelf • Open center section features two adjustable shelves • Locking box/box/file pedestal supports legal or letter filing	Hinge Left	18x24x70-7/8	LI661872DS1L	□□	□□□	□□□	□□	145.0#	$ 2317	$ 66
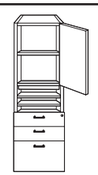 LIPS	**Box/Box/File with Upper Laminate Door Cabinet**	Hinge Right	18x24x70-7/8	LI661872DS1R	□□	□□□	□□□	□□	145.0#	$ 2317	$ 66

HOW TO ORDER

Indicate the following information on order form:
1. Quantity of each item.
2. Model number, including options. See “How To Build a Model Number”.
3. Any special service required.

Note: • The □ indicates that a choice is required.
• The absence of the □ indicates that no choice is required.
• Alpha-numeric characters in place of □ indicate that no other alternatives are available.

HOW TO BUILD A MODEL NUMBER

A Select basic model.

B Select laminate color.
Refer to the **Product Color Options** page in this price list.

C Select pull option.

AAV	- Aluminum Alcove
AAC	- Aluminum Arc
ABM	- Aluminum Beam
AFL	- Aluminum Flair
AQD	- Aluminum Quadra
BAC	- Black Arc
BBM	- Black Beam
BQD	- Black Quadra
CAV	- Chrome Alcove
CFL	- Chrome Flair

D Select optional door lock.

NDL	- No door lock
WDL	- With door lock

See pricing column for door lock upcharge.

E Select key option.

KS	- Key standard
NLC	- No lock core

SPECIAL SERVICES

Special Carton Marking

With specially marked information N/C

Shipping

Ships **assembled, FOB Jasper, IN 47547, freight prepaid.** Freight class 100.

Specifications and prices are subject to change without prior notice.

Pedestal Storage Cabinets
Half-Open Box/Box/File

Pedestal Storage Cabinets
Half-Open Box/Box/File

	MODEL	Features	W x D x H	MODEL NUMBER Basic Model	Laminate Color	Pull Option	Key Option	Approx. Packaged Weight	Delivered Pricing
	**Box/Box/File with Upper Frosted Acrylic Door Cabinet** • Non-locking touch latch door on cabinet • Cabinet features one adjustable shelf • Open center section features two adjustable shelves • Locking box/box/file pedestal supports legal or letter filing	Hinge Left	18x24x70-7/8	LI661872DS1L1AD	□□	□□□	□□	145.0#	$ 2553
LIPS									
	**Box/Box/File with Upper Frosted Acrylic Door Cabinet**	Hinge Right	18x24x70-7/8	LI661872DS1R1AD	□□	□□□	□□	145.0#	$ 2553
LIPS									
				Ⓐ	Ⓑ	Ⓒ	Ⓓ		

HOW TO ORDER

Indicate the following information on order form:
1. Quantity of each item.
2. Model number, including options. See “How To Build a Model Number”.
3. Any special service required.

Note: • The □ indicates that a choice is required.
• The absence of the □ indicates that no choice is required.
• Alpha-numeric characters in place of □ indicate that no other alternatives are available.

HOW TO BUILD A MODEL NUMBER

Ⓐ Select basic model.

Ⓑ Select laminate color.
Refer to the **Product Color Options** page in this price list.

Ⓒ Select pull option.

AAV	- Aluminum Alcove
AAC	- Aluminum Arc
ABM	- Aluminum Beam
AFL	- Aluminum Flair
AQD	- Aluminum Quadra
BAC	- Black Arc
BBM	- Black Beam
BQD	- Black Quadra
CAV	- Chrome Alcove
CFL	- Chrome Flair

Ⓓ Select key option.

KS	- Key standard
NLC	- No lock core

SPECIAL SERVICES

Special Carton Marking

With specially marked information	N/C

Shipping
Ships **assembled, FOB Jasper, IN 47547, freight prepaid.** Freight class 100.

Specifications and prices are subject to change without prior notice.

Pedestal Storage Cabinets

Half-Open Box/Box/File

Pedestal Storage Cabinets
Half-Open Box/Box/File

	MODEL	Features	W x D x H	MODEL NUMBER Basic Model	Laminate Color	Pull Option	Door Lock Option	Key Option	Approx. Packaged Weight	Delivered Pricing	Door Lock Upcharge
 LIPS	**Box/Box/File with Upper Dry-Erase Door Cabinet** • Touch latch cabinet door; optional lock • Cabinet features one adjustable shelf • Center section features two adjustable shelves • Locking box/box/file pedestal supports legal or letter filing • Dry-erase laminate is featured on both outer and inner door surfaces	Hinge Left	18x24x70-7/8	L661872DS1L1DEB	□□	□□□	□□□	□□	145.0#	$ 2371	$ 66
 LIPS	**Box/Box/File with Upper Dry-Erase Door Cabinet**	Hinge Right	18x24x70-7/8	L661872DS1R1DEB	□□	□□□	□□□	□□	145.0#	$ 2371	$ 66
				Ⓐ	Ⓑ	Ⓒ	Ⓓ	Ⓔ			

HOW TO ORDER

Indicate the following information on order form:
1. Quantity of each item.
2. Model number, including options. See “How To Build a Model Number”.
3. Any special service required.

Note: • The □ indicates that a choice is required.
• The absence of the □ indicates that no choice is required.
• Alpha-numeric characters in place of □ indicate that no other alternatives are available.

HOW TO BUILD A MODEL NUMBER

Ⓐ Select basic model.

Ⓑ Select laminate color.
Refer to the **Product Color Options** page in this price list.

Ⓒ Select pull option.

AAV	- Aluminum Alcove
AAC	- Aluminum Arc
ABM	- Aluminum Beam
AFL	- Aluminum Flair
AQD	- Aluminum Quadra
BAC	- Black Arc
BBM	- Black Beam
BQD	- Black Quadra
CAV	- Chrome Alcove
CFL	- Chrome Flair

Ⓓ Select optional door lock.

NDL	- No door lock
WDL	- With door lock

See pricing column for door lock upcharge.

Ⓔ Select key option.

KS	- Key standard
NLC	- No lock core

SPECIAL SERVICES

Special Carton Marking

With specially marked information N/C

Shipping

Ships **assembled, FOB Jasper, IN 47547, freight prepaid.** Freight class 100.

Specifications and prices are subject to change without prior notice.

Pedestal Storage Cabinets

Half-Open Box/Box/File

Pedestal Storage Cabinets
Half-Open Box/Box/File

	MODEL	Features	W x D x H	MODEL NUMBER: Basic Model	Laminate Color (B)	Pull Option (C)	Door Finish (D)	Door Lock Option (E)	Key Option (F)	Approx. Packaged Weight	Delivered Pricing	Door Lock Upcharge
 LIPS	**Box/Box/File with Upper High-Gloss Acrylic Door Cabinet** • Touch latch cabinet door; optional lock • Cabinet features one adjustable shelf • Center section features two adjustable shelves • Locking box/box/file pedestal supports legal or letter filing	Hinge Left	18x24x70-7/8	L661872DS1L1HGA	□□	□□□	□□□	□□□	□□	145.0#	$ 2798	$ 66
 LIPS	**Box/Box/File with Upper High-Gloss Acrylic Door Cabinet**	Hinge Right	18x24x70-7/8	L661872DS1R1HGA	□□	□□□	□□□	□□□	□□	145.0#	$ 2798	$ 66

Ⓐ Ⓑ Ⓒ Ⓓ Ⓔ Ⓕ

HOW TO ORDER

Indicate the following information on order form:
1. Quantity of each item.
2. Model number, including options. See “How To Build a Model Number”.
3. Any special service required.

Note: • The □ indicates that a choice is required.
- The absence of the □ indicates that no choice is required.
- Alpha-numeric characters in place of □ indicate that no other alternatives are available.

HOW TO BUILD A MODEL NUMBER

Ⓐ Select basic model.

Ⓑ Select laminate color.
Refer to the **Product Color Options** page in this price list.

Ⓒ Select pull option.

AAV	- Aluminum Alcove
AAC	- Aluminum Arc
ABM	- Aluminum Beam
AFL	- Aluminum Flair
AQD	- Aluminum Quadra
BAC	- Black Arc
BBM	- Black Beam
BQD	- Black Quadra
CAV	- Chrome Alcove
CFL	- Chrome Flair

Ⓓ Select door finish.
Refer to the **Product Color Options** page in this price list.

Ⓔ Select optional door lock.

NDL	- No door lock
WDL	- With door lock

See pricing column for door lock upcharge.

Ⓕ Select key option.

KS	- Key standard
NLC	- No lock core

SPECIAL SERVICES

Special Carton Marking

With specially marked information	N/C

Shipping

Ships **assembled, FOB Jasper, IN 47547, freight prepaid.** Freight class 100.

Specifications and prices are subject to change without prior notice.

Pedestal Storage Cabinets
Tall File/File

Pedestal Storage Cabinets
Tall File/File

	MODEL	Features	W x D x H	MODEL NUMBER Basic Model	Laminate Color	Pull Option	Door Lock Option	Key Option	Approx. Packaged Weight	Delivered Pricing	Door Lock Upcharge
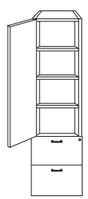 LIPS	**Tall File/File with Upper Laminate Door Cabinet** • Touch latch cabinet door; optional lock • Cabinet features three adjustable shelves • Locking file/file pedestal supports legal or letter filing	Hinge Left	18x24x82-7/8	LI661884WFL	□□	□□□	□□□	□□	166.0#	$ 2249	$ 66
 LIPS	**Tall File/File with Upper Laminate Door Cabinet**	Hinge Right	18x24x82-7/8	LI661884WFR	□□	□□□	□□□	□□	166.0#	$ 2249	$ 66
				Ⓐ	Ⓑ	Ⓒ	Ⓓ	Ⓔ			

HOW TO ORDER

Indicate the following information on order form:
1. Quantity of each item.
2. Model number, including options. See “How To Build a Model Number”.
3. Any special service required.

Note: • The □ indicates that a choice is required.
• The absence of the □ indicates that no choice is required.
• Alpha-numeric characters in place of □ indicate that no other alternatives are available.

HOW TO BUILD A MODEL NUMBER

Ⓐ Select basic model.

Ⓑ Select laminate color.
Refer to the **Product Color Options** page in this price list.

Ⓒ Select pull option.

AAV	- Aluminum Alcove
AAC	- Aluminum Arc
ABM	- Aluminum Beam
AFL	- Aluminum Flair
AQD	- Aluminum Quadra
BAC	- Black Arc
BBM	- Black Beam
BQD	- Black Quadra
CAV	- Chrome Alcove
CFL	- Chrome Flair

Ⓓ Select optional door lock.

NDL	- No door lock
WDL	- With door lock

See pricing column for door lock upcharge.

Ⓔ Select key option.

KS	- Key standard
NLC	- No lock core

SPECIAL SERVICES

Special Carton Marking

With specially marked information N/C

Shipping

Ships **assembled, FOB Jasper, IN 47547, freight prepaid.** Freight class 100.

Specifications and prices are subject to change without prior notice.

Pedestal Storage Cabinets
Tall Box/Box/File

Pedestal Storage Cabinets
Tall Box/Box/File

	MODEL	Features	W x D x H	MODEL NUMBER Basic Model	Laminate Color	Pull Option	Door Lock Option	Key Option	Approx. Packaged Weight	Delivered Pricing	Door Lock Upcharge
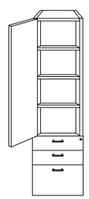 LIPS	**Tall Box/Box/File with Upper Laminate Door Cabinet** • Touch latch cabinet door; optional lock • Cabinet features three adjustable shelves • Locking box/box/file pedestal supports legal or letter filing	Hinge Left	18x24x82-7/8	LI661884WBL	□□	□□□	□□□	□□	166.0#	$ 2249	$ 66
 LIPS	**Tall Box/Box/File with Upper Laminate Door Cabinet**	Hinge Right	18x24x82-7/8	LI661884WBR	□□	□□□	□□□	□□	166.0#	$ 2249	$ 66
				Ⓐ	Ⓑ	Ⓒ	Ⓓ	Ⓔ			

HOW TO ORDER

Indicate the following information on order form:
1. Quantity of each item.
2. Model number, including options. See “How To Build a Model Number”.
3. Any special service required.

Note: • The □ indicates that a choice is required.
• The absence of the □ indicates that no choice is required.
• Alpha-numeric characters in place of □ indicate that no other alternatives are available.

HOW TO BUILD A MODEL NUMBER

Ⓐ Select basic model.

Ⓑ Select laminate color.
Refer to the **Product Color Options** page in this price list.

Ⓒ Select pull option.

AAV	- Aluminum Alcove
AAC	- Aluminum Arc
ABM	- Aluminum Beam
AFL	- Aluminum Flair
AQD	- Aluminum Quadra
BAC	- Black Arc
BBM	- Black Beam
BQD	- Black Quadra
CAV	- Chrome Alcove
CFL	- Chrome Flair

Ⓓ Select optional door lock.

NDL	- No door lock
WDL	- With door lock

See pricing column for door lock upcharge.

Ⓔ Select key option.

KS	- Key standard
NLC	- No lock core

SPECIAL SERVICES

Special Carton Marking

With specially marked information	N/C

Shipping
Ships **assembled, FOB Jasper, IN 47547, freight prepaid.** Freight class 100.

Specifications and prices are subject to change without prior notice.

Pedestal Storage Cabinets
Tall Half-Open File/File

Pedestal Storage Cabinets
Tall Half-Open File/File

	MODEL	Features	W x D x H	MODEL NUMBER Basic Model	Laminate Color (B)	Pull Option (C)	Door Lock Option (D)	Key Option (E)	Approx. Packaged Weight	Delivered Pricing	Door Lock Upcharge
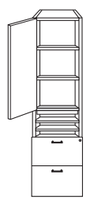 LIPS	**Tall File/File with Upper Laminate Door Cabinet** • Touch latch cabinet door; optional lock • Cabinet features two adjustable shelves • Center section features two adjustable shelves • Locking file/file pedestal supports legal or letter filing	Hinge Left	18x24x82-7/8	LI661884DS2L	□□	□□□	□□□	□□	196.0#	$ 2420	$ 66
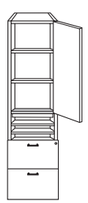 LIPS	**Tall File/File with Upper Laminate Door Cabinet**	Hinge Right	18x24x82-7/8	LI661884DS2R	□□	□□□	□□□	□□	196.0#	$ 2420	$ 66

HOW TO ORDER

Indicate the following information on order form:
1. Quantity of each item.
2. Model number, including options. See “How To Build a Model Number”.
3. Any special service required.

Note: • The □ indicates that a choice is required.
• The absence of the □ indicates that no choice is required.
• Alpha-numeric characters in place of □ indicate that no other alternatives are available.

HOW TO BUILD A MODEL NUMBER

A Select basic model.

B Select laminate color.
Refer to the **Product Color Options** page in this price list.

C Select pull option.

AAV	- Aluminum Alcove
AAC	- Aluminum Arc
ABM	- Aluminum Beam
AFL	- Aluminum Flair
AQD	- Aluminum Quadra
BAC	- Black Arc
BBM	- Black Beam
BQD	- Black Quadra
CAV	- Chrome Alcove
CFL	- Chrome Flair

D Select optional door lock.

NDL	- No door lock
WDL	- With door lock

See pricing column for door lock upcharge.

E Select key option.

KS	- Key standard
NLC	- No lock core

SPECIAL SERVICES

Special Carton Marking

With specially marked information N/C

Shipping

Ships **assembled, FOB Jasper, IN 47547, freight prepaid.** Freight class 100.

Specifications and prices are subject to change without prior notice.

Pedestal Storage Cabinets
Tall Half-Open File/File

Pedestal Storage Cabinets
Tall Half-Open File/File

	MODEL	Features	W x D x H	MODEL NUMBER: Basic Model	Laminate Color	Pull Option	Key Option	Approx. Packaged Weight	Delivered Pricing
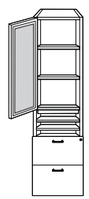 LIPS	**Tall File/File with Upper Frosted Acrylic Door Cabinet** • Non-locking touch latch door on cabinet • Cabinet features two adjustable shelves • Center section features two adjustable shelves • Locking file/file pedestal supports legal or letter filing	Hinge Left	18x24x82-7/8	LI661884DS2L1AD	☐☐	☐☐☐	☐☐	196.0#	$ 2707
 LIPS	**Tall File/File with Upper Frosted Acrylic Door Cabinet**	Hinge Right	18x24x82-7/8	LI661884DS2R1AD	☐☐	☐☐☐	☐☐	196.0#	$ 2707
				Ⓐ	Ⓑ	Ⓒ	Ⓓ		

HOW TO ORDER

Indicate the following information on order form:
1. Quantity of each item.
2. Model number, including options. See “How To Build a Model Number”.
3. Any special service required.

Note: • The ☐ indicates that a choice is required.
- The absence of the ☐ indicates that no choice is required.
- Alpha-numeric characters in place of ☐ indicate that no other alternatives are available.

HOW TO BUILD A MODEL NUMBER

Ⓐ Select basic model.

Ⓑ Select laminate color.
Refer to the **Product Color Options** page in this price list.

Ⓒ Select pull option.

AAV	- Aluminum Alcove
AAC	- Aluminum Arc
ABM	- Aluminum Beam
AFL	- Aluminum Flair
AQD	- Aluminum Quadra
BAC	- Black Arc
BBM	- Black Beam
BQD	- Black Quadra
CAV	- Chrome Alcove
CFL	- Chrome Flair

Ⓓ Select key option.

KS	- Key standard
NLC	- No lock core

SPECIAL SERVICES

Special Carton Marking

With specially marked information	N/C

Shipping
Ships **assembled, FOB Jasper, IN 47547, freight prepaid.** Freight class 100.

Specifications and prices are subject to change without prior notice.

Pedestal Storage Cabinets
Tall Half-Open File/File

Pedestal Storage Cabinets
Tall Half-Open File/File

	MODEL	Features	W x D x H	MODEL NUMBER Basic Model	Laminate Color	Pull Option	Door Lock Option	Key Option	Approx. Packaged Weight	Delivered Pricing	Door Lock Upcharge
 LIPS	**Tall File/File with Upper Dry-Erase Door Cabinet** • Touch latch cabinet door; optional lock • Cabinet features two adjustable shelves • Center section features two adjustable shelves • Locking file/file pedestal supports legal or letter filing • Dry-erase laminate is featured on both outer and inner door surfaces	Hinge Left	18x24x82-7/8	L661884DS2L1DEB	□□	□□□	□□□	□□	196.0#	$ 2490	$ 66
 LIPS	**Tall File/File with Upper Dry-Erase Door Cabinet**	Hinge Right	18x24x82-7/8	L661884DS2R1DEB	□□	□□□	□□□	□□	196.0#	$ 2490	$ 66
				Ⓐ	Ⓑ	Ⓒ	Ⓓ	Ⓔ			

HOW TO ORDER

Indicate the following information on order form:
1. Quantity of each item.
2. Model number, including options. See “How To Build a Model Number”.
3. Any special service required.

Note: • The □ indicates that a choice is required.
• The absence of the □ indicates that no choice is required.
• Alpha-numeric characters in place of □ indicate that no other alternatives are available.

HOW TO BUILD A MODEL NUMBER

Ⓐ Select basic model.

Ⓑ Select laminate color.
Refer to the **Product Color Options** page in this price list.

Ⓒ Select pull option.

AAV	- Aluminum Alcove
AAC	- Aluminum Arc
ABM	- Aluminum Beam
AFL	- Aluminum Flair
AQD	- Aluminum Quadra
BAC	- Black Arc
BBM	- Black Beam
BQD	- Black Quadra
CAV	- Chrome Alcove
CFL	- Chrome Flair

Ⓓ Select optional door lock.

NDL	- No door lock
WDL	- With door lock

See pricing column for door lock upcharge.

Ⓔ Select key option.

KS	- Key standard
NLC	- No lock core

SPECIAL SERVICES

Special Carton Marking

With specially marked information N/C

Shipping

Ships **assembled, FOB Jasper, IN 47547, freight prepaid.** Freight class 100.

Specifications and prices are subject to change without prior notice.

Pedestal Storage Cabinets
Tall Half-Open File/File

Pedestal Storage Cabinets
Tall Half-Open File/File

	MODEL	Features	W x D x H	MODEL NUMBER Basic Model	Laminate Color	Pull Option	Door Finish	Door Lock Option	Key Option	Approx. Packaged Weight	Delivered Pricing	Door Lock Upcharge
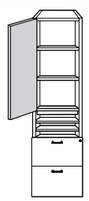	**Tall File/File with Upper High-Gloss Acrylic Cabinet** • Touch latch cabinet door; optional lock • Cabinet features two adjustable shelves • Center section features two adjustable shelves • Locking file/file pedestal supports legal or letter filing	Hinge Left	18x24x82-7/8	L661884DS2L1HGA	□□	□□□	□□□	□□□	□□	196.0#	$ 2998	$ 66
LIPS												
	**Tall File/File with Upper High-Gloss Acrylic Cabinet**	Hinge Right	18x24x82-7/8	L661884DS2R1HGA	□□	□□□	□□□	□□□	□□	196.0#	$ 2998	$ 66
LIPS												
				Ⓐ	Ⓑ	Ⓒ	Ⓓ	Ⓔ	Ⓕ			

HOW TO ORDER

Indicate the following information on order form:
1. Quantity of each item.
2. Model number, including options. See “How To Build a Model Number”.
3. Any special service required.

Note: • The □ indicates that a choice is required.
• The absence of the □ indicates that no choice is required.
• Alpha-numeric characters in place of □ indicate that no other alternatives are available.

HOW TO BUILD A MODEL NUMBER

Ⓐ Select basic model.

Ⓑ Select laminate color.
Refer to the **Product Color Options** page in this price list.

Ⓒ Select pull option.

AAV	- Aluminum Alcove
AAC	- Aluminum Arc
ABM	- Aluminum Beam
AFL	- Aluminum Flair
AQD	- Aluminum Quadra
BAC	- Black Arc
BBM	- Black Beam
BQD	- Black Quadra
CAV	- Chrome Alcove
CFL	- Chrome Flair

Ⓓ Select door finish.
Refer to the **Product Color Options** page in this price list.

Ⓔ Select optional door lock.

NDL	- No door lock
WDL	- With door lock

See pricing column for door lock upcharge.

Ⓕ Select key option.

KS	- Key standard
NLC	- No lock core

SPECIAL SERVICES

Special Carton Marking

With specially marked information	N/C

Shipping
Ships **assembled, FOB Jasper, IN 47547, freight prepaid.** Freight class 100.

Specifications and prices are subject to change without prior notice.

Pedestal Storage Cabinets
Tall Half-Open Box/Box/File

Pedestal Storage Cabinets
Tall Half-Open Box/Box/File

	MODEL	Features	W x D x H	MODEL NUMBER Basic Model	Laminate Color	Pull Option	Door Lock Option	Key Option	Approx. Packaged Weight	Delivered Pricing	Door Lock Upcharge
 LIPS	**Tall Box/Box/File with Upper Laminate Door Cabinet** • Touch latch cabinet door; optional lock • Cabinet features two adjustable shelves • Center section features two adjustable shelves • Locking box/box/file pedestal supports legal or letter filing	Hinge Left	18x24x82-7/8	LI661884DS1L	□□	□□□	□□□	□□	196.0#	$ 2420	$ 66
 LIPS	**Tall Box/Box/File with Upper Laminate Door Cabinet**	Hinge Right	18x24x82-7/8	LI661884DS1R	□□	□□□	□□□	□□	196.0#	$ 2420	$ 66
				Ⓐ	Ⓑ	Ⓒ	Ⓓ	Ⓔ			

HOW TO ORDER

Indicate the following information on order form:
1. Quantity of each item.
2. Model number, including options. See “How To Build a Model Number”.
3. Any special service required.

Note: • The □ indicates that a choice is required.
• The absence of the □ indicates that no choice is required.
• Alpha-numeric characters in place of □ indicate that no other alternatives are available.

HOW TO BUILD A MODEL NUMBER

Ⓐ Select basic model.

Ⓑ Select laminate color.
Refer to the **Product Color Options** page in this price list.

Ⓒ Select pull option.

AAV	- Aluminum Alcove
AAC	- Aluminum Arc
ABM	- Aluminum Beam
AFL	- Aluminum Flair
AQD	- Aluminum Quadra
BAC	- Black Arc
BBM	- Black Beam
BQD	- Black Quadra
CAV	- Chrome Alcove
CFL	- Chrome Flair

Ⓓ Select optional door lock.

NDL	- No door lock
WDL	- With door lock

See pricing column for door lock upcharge.

Ⓔ Select key option.

KS	- Key standard
NLC	- No lock core

SPECIAL SERVICES

Special Carton Marking

With specially marked information N/C

Shipping

Ships **assembled, FOB Jasper, IN 47547, freight prepaid.** Freight class 100.

Specifications and prices are subject to change without prior notice.

Pedestal Storage Cabinets
Tall Half-Open Box/Box/File

Pedestal Storage Cabinets
Tall Half-Open Box/Box/File

	MODEL	Features	W x D x H	MODEL NUMBER: Basic Model	Laminate Color	Pull Option	Key Option	Approx. Packaged Weight	Delivered Pricing
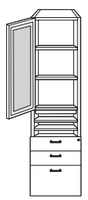	**Tall Box/Box/File with Upper Frosted Acrylic Door Cabinet** • Non-locking touch latch door on cabinet • Cabinet features two adjustable shelves • Center section features two adjustable shelves • Locking box/box/file pedestal supports legal or letter filing	Hinge Left	18x24x82-7/8	LI661884DS1L1AD	☐☐	☐☐☐	☐☐	196.0#	$ 2707
LIPS									
	**Tall Box/Box/File with Upper Frosted Acrylic Door Cabinet**	Hinge Right	18x24x82-7/8	LI661884DS1R1AD	☐☐	☐☐☐	☐☐	196.0#	$ 2707
LIPS									
				Ⓐ	Ⓑ	Ⓒ	Ⓓ		

HOW TO ORDER

Indicate the following information on order form:
1. Quantity of each item.
2. Model number, including options. See “How To Build a Model Number”.
3. Any special service required.

Note: • The ☐ indicates that a choice is required.
- The absence of the ☐ indicates that no choice is required.
- Alpha-numeric characters in place of ☐ indicate that no other alternatives are available.

HOW TO BUILD A MODEL NUMBER

Ⓐ Select basic model.

Ⓑ Select laminate color.
Refer to the **Product Color Options** page in this price list.

Ⓒ Select pull option.

AAV	- Aluminum Alcove
AAC	- Aluminum Arc
ABM	- Aluminum Beam
AFL	- Aluminum Flair
AQD	- Aluminum Quadra
BAC	- Black Arc
BBM	- Black Beam
BQD	- Black Quadra
CAV	- Chrome Alcove
CFL	- Chrome Flair

Ⓓ Select key option.

KS	- Key standard
NLC	- No lock core

SPECIAL SERVICES

Special Carton Marking

With specially marked information	N/C

Shipping
Ships **assembled, FOB Jasper, IN 47547, freight prepaid.** Freight class 100.

Specifications and prices are subject to change without prior notice.

Pedestal Storage Cabinets
Tall Half-Open Box/Box/File

Pedestal Storage Cabinets
Tall Half-Open Box/Box/File

	MODEL	Features	W x D x H	MODEL NUMBER Basic Model	Laminate Color	Pull Option	Door Lock Option	Key Option	Approx. Packaged Weight	Delivered Pricing	Door Lock Upcharge
 LIPS	**Tall Box/Box/File with Upper Dry-Erase Door Cabinet** • Touch latch cabinet door; optional lock • Cabinet features two adjustable shelves • Center section features two adjustable shelves • Locking box/box/file pedestal supports legal or letter filing • Dry-erase laminate is featured on both outer and inner door surfaces	Hinge Left	18x24x82-7/8	L661884DS1L1DEB	□□	□□□	□□□	□□	196.0#	$ 2490	$ 66
 LIPS	**Tall Box/Box/File with Upper Dry-Erase Door Cabinet**	Hinge Right	18x24x82-7/8	L661884DS1R1DEB	□□	□□□	□□□	□□	196.0#	$ 2490	$ 66
				Ⓐ	Ⓑ	Ⓒ	Ⓓ	Ⓔ			

HOW TO ORDER

Indicate the following information on order form:
1. Quantity of each item.
2. Model number, including options. See “How To Build a Model Number”.
3. Any special service required.

Note: • The □ indicates that a choice is required.
• The absence of the □ indicates that no choice is required.
• Alpha-numeric characters in place of □ indicate that no other alternatives are available.

HOW TO BUILD A MODEL NUMBER

Ⓐ Select basic model.

Ⓑ Select laminate color.
Refer to the **Product Color Options** page in this price list.

Ⓒ Select pull option.

AAV	- Aluminum Alcove
AAC	- Aluminum Arc
ABM	- Aluminum Beam
AFL	- Aluminum Flair
AQD	- Aluminum Quadra
BAC	- Black Arc
BBM	- Black Beam
BQD	- Black Quadra
CAV	- Chrome Alcove
CFL	- Chrome Flair

Ⓓ Select optional door lock.

NDL	- No door lock
WDL	- With door lock

See pricing column for door lock upcharge.

Ⓔ Select key option.

KS	- Key standard
NLC	- No lock core

SPECIAL SERVICES

Special Carton Marking

With specially marked information N/C

Shipping

Ships **assembled, FOB Jasper, IN 47547, freight prepaid.** Freight class 100.

Specifications and prices are subject to change without prior notice.

Pedestal Storage Cabinets
Tall Half-Open Box/Box/File

Pedestal Storage Cabinets
Tall Half-Open Box/Box/File

	MODEL	Features	W x D x H	MODEL NUMBER Basic Model	Laminate Color	Pull Option	Door Finish	Door Lock Option	Key Option	Approx. Packaged Weight	Delivered Pricing	Door Lock Upcharge
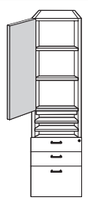 LIPS	**Tall Box/Box/File with Upper High-Gloss Acrylic Cabinet** • Touch latch cabinet door; optional lock • Cabinet features two adjustable shelves • Center section features two adjustable shelves • Locking box/box/file pedestal supports legal or letter filing	Hinge Left	18x24x82-7/8	L661884DS1L1HGA	□□	□□□	□□□	□□□	□□	196.0#	$ 2998	$ 66
 LIPS	**Tall Box/Box/File with Upper High-Gloss Acrylic Cabinet**	Hinge Right	18x24x82-7/8	L661884DS1R1HGA	□□	□□□	□□□	□□□	□□	196.0#	$ 2998	$ 66
				Ⓐ	Ⓑ	Ⓒ	Ⓓ	Ⓔ	Ⓕ			

HOW TO ORDER

Indicate the following information on order form:
1. Quantity of each item.
2. Model number, including options. See “How To Build a Model Number”.
3. Any special service required.

Note: • The □ indicates that a choice is required.
• The absence of the □ indicates that no choice is required.
• Alpha-numeric characters in place of □ indicate that no other alternatives are available.

HOW TO BUILD A MODEL NUMBER

Ⓐ Select basic model.

Ⓑ Select laminate color.
Refer to the **Product Color Options** page in this price list.

Ⓒ Select pull option.

AAV	- Aluminum Alcove
AAC	- Aluminum Arc
ABM	- Aluminum Beam
AFL	- Aluminum Flair
AQD	- Aluminum Quadra
BAC	- Black Arc
BBM	- Black Beam
BQD	- Black Quadra
CAV	- Chrome Alcove
CFL	- Chrome Flair

Ⓓ Select door finish.
Refer to the **Product Color Options** page in this price list.

Ⓔ Select optional door lock.

NDL	- No door lock
WDL	- With door lock

See pricing column for door lock upcharge.

Ⓕ Select key option.

KS	- Key standard
NLC	- No lock core

SPECIAL SERVICES

Special Carton Marking

With specially marked information	N/C

Shipping

Ships **assembled, FOB Jasper, IN 47547, freight prepaid.** Freight class 100.

Specifications and prices are subject to change without prior notice.

Storage Cabinets
Laminate Door

Storage Cabinets
Laminate Door

	MODEL	Features	W x D x H	MODEL NUMBER Basic Model	Laminate Color	Door Lock Option	Lock Color	Key Option	Approx. Packaged Weight	Delivered Pricing	Door Lock Upcharge
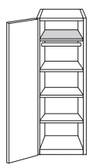 LIWR	**Storage Cabinet with Laminate Door** • Touch latch cabinet door; optional lock • 16" coat rod under fixed top shelf • Three adjustable shelves may be removed for wardrobe applications	Hinge Left	18x24x70-7/8	LI661872WL	□□	□□□	□□	□□□	153.0#	$ 1948	$ 66
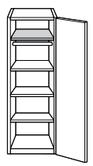 LIWR	**Storage Cabinet with Laminate Door**	Hinge Right	18x24x70-7/8	LI661872WR	□□	□□□	□□	□□□	153.0#	$ 1948	$ 66
				Ⓐ	Ⓑ	Ⓒ	Ⓓ	Ⓔ			

HOW TO ORDER

Indicate the following information on order form:
1. Quantity of each item.
2. Model number, including options. See "How To Build a Model Number".
3. Any special service required.

Note: • The □ indicates that a choice is required.
- The absence of the □ indicates that no choice is required.
- Alpha-numeric characters in place of □ indicate that no other alternatives are available.

HOW TO BUILD A MODEL NUMBER

Ⓐ Select basic model.

Ⓑ Select laminate color.
Refer to the **Product Color Options** page in this price list.

Ⓒ Select optional door lock.

NDL	- No door lock
WDL	- With door lock

See pricing column for door lock upcharge.

Ⓓ Select lock color.
Refer to the **Product Color Options** page in this price list.

Ⓔ Select key option.

KS	- Key standard
NLC	- No lock core

Only if WDL was selected.

SPECIAL SERVICES

Special Carton Marking

With specially marked information	N/C

Shipping
Ships **assembled, FOB Jasper, IN 47547, freight prepaid.** Freight class 100.

Specifications and prices are subject to change without prior notice.

Storage Cabinets
Dry-Erase Door

Storage Cabinets
Dry-Erase Door

	MODEL	Features	W x D x H	MODEL NUMBER: Basic Model	Laminate Color	Door Lock Option	Lock Color	Key Option	Approx. Packaged Weight	Delivered Pricing	Door Lock Upcharge
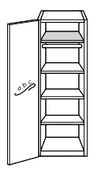 LIWR	**Storage Cabinet with Dry-Erase Door** • Touch latch cabinet door; optional lock • 16" coat rod under fixed top shelf • Three adjustable shelves may be removed for wardrobe applications • Dry-erase laminate is featured on both outer and inner door surfaces	Hinge Left	18x24x70-7/8	LI661872WL1DEB	□□	□□□	□□	□□□	153.0#	$ 2063	$ 66
 LIWR	**Storage Cabinet with Dry-Erase Door**	Hinge Right	18x24x70-7/8	LI661872WR1DEB	□□	□□□	□□	□□□	153.0#	$ 2063	$ 66
				Ⓐ	Ⓑ	Ⓒ	Ⓓ	Ⓔ			

HOW TO ORDER

Indicate the following information on order form:
1. Quantity of each item.
2. Model number, including options. See "How To Build a Model Number".
3. Any special service required.

Note: • The □ indicates that a choice is required.
- The absence of the □ indicates that no choice is required.
- Alpha-numeric characters in place of □ indicate that no other alternatives are available.

HOW TO BUILD A MODEL NUMBER

Ⓐ Select basic model.

Ⓑ Select laminate color.
Refer to the **Product Color Options** page in this price list.

Ⓒ Select optional door lock.

NDL	- No door lock
WDL	- With door lock

See pricing column for door lock upcharge.

Ⓓ Select lock color.
Refer to the **Product Color Options** page in this price list.

Ⓔ Select key option.

KS	- Key standard
NLC	- No lock core

Only if WDL was selected.

SPECIAL SERVICES

Special Carton Marking

With specially marked information	N/C

Shipping
Ships **assembled, FOB Jasper, IN 47547, freight prepaid.** Freight class 100.

Specifications and prices are subject to change without prior notice.

Storage Cabinets
High-Gloss Acrylic Door

Storage Cabinets
High-Gloss Acrylic Door

	MODEL	Features	W x D x H	MODEL NUMBER Basic Model	Laminate Color	Door Finish	Door Lock Option	Lock Color	Key Option	Approx. Packaged Weight	Delivered Pricing	Door Lock Upcharge
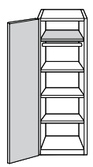 LIWR	**Storage Cabinet with High-Gloss Acrylic Door** • Touch latch cabinet door; optional lock • 16" coat rod under fixed top shelf • Three adjustable shelves may be removed for wardrobe applications	Hinge Left	18x24x70-7/8	LI661872WL1HGA	□□	□□□	□□□	□□	□□□	153.0#	$ 2910	$ 66
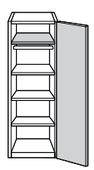 LIWR	**Storage Cabinet with High-Gloss Acrylic Door**	Hinge Right	18x24x70-7/8	LI661872WR1HGA	□□	□□□	□□□	□□	□□□	153.0#	$ 2910	$ 66
				Ⓐ	Ⓑ	Ⓒ	Ⓓ	Ⓔ	Ⓕ			

HOW TO ORDER

Indicate the following information on order form:
1. Quantity of each item.
2. Model number, including options. See "How To Build a Model Number".
3. Any special service required.

Note: • The □ indicates that a choice is required.
• The absence of the □ indicates that no choice is required.
• Alpha-numeric characters in place of □ indicate that no other alternatives are available.

HOW TO BUILD A MODEL NUMBER

Ⓐ Select basic model.

Ⓑ Select laminate color.
Refer to the **Product Color Options** page in this price list.

Ⓒ Select door finish.
Refer to the **Product Color Options** page in this price list.

Ⓓ Select optional door lock.

NDL	- No door lock
WDL	- With door lock

See pricing column for door lock upcharge.

Ⓔ Select lock color.
Refer to the **Product Color Options** page in this price list.

Ⓕ Select key option.

KS	- Key standard
NLC	- No lock core

Only if WDL was selected.

SPECIAL SERVICES

Special Carton Marking

With specially marked information N/C

Shipping

Ships **assembled, FOB Jasper, IN 47547, freight prepaid.** Freight class 100.

Specifications and prices are subject to change without prior notice.

Storage Cabinets
Tall Laminate Door

Storage Cabinets
Tall Laminate Door

	MODEL	Features	W x D x H	MODEL NUMBER Basic Model	Laminate Color	Door Lock Option	Lock Color	Key Option	Approx. Packaged Weight	Delivered Pricing	Door Lock Upcharge
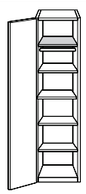 LIWR	**Tall Storage Cabinet with Laminate Door** • Touch latch cabinet door; optional lock • 16" coat rod under fixed top shelf • Four adjustable shelves may be removed for wardrobe applications	Hinge Left	18x24x82-7/8	LI661884WL	☐☐	☐☐☐	☐☐	☐☐☐	162.0#	$ 2035	$ 66
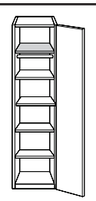 LIWR	**Tall Storage Cabinet with Laminate Door**	Hinge Right	18x24x82-7/8	LI661884WR	☐☐	☐☐☐	☐☐	☐☐☐	162.0#	$ 2035	$ 66
				Ⓐ	Ⓑ	Ⓒ	Ⓓ	Ⓔ			

HOW TO ORDER

Indicate the following information on order form:
1. Quantity of each item.
2. Model number, including options. See "How To Build a Model Number".
3. Any special service required.

Note: • The ☐ indicates that a choice is required.
- The absence of the ☐ indicates that no choice is required.
- Alpha-numeric characters in place of ☐ indicate that no other alternatives are available.

HOW TO BUILD A MODEL NUMBER

Ⓐ Select basic model.

Ⓑ Select laminate color.
Refer to the **Product Color Options** page in this price list.

Ⓒ Select optional door lock.

NDL	- No door lock
WDL	- With door lock

See pricing column for door lock upcharge.

Ⓓ Select lock color.
Refer to the **Product Color Options** page in this price list.

Ⓔ Select key option.

KS	- Key standard
NLC	- No lock core

Only if WDL was selected.

SPECIAL SERVICES

Special Carton Marking

With specially marked information	N/C

Shipping
Ships **assembled, FOB Jasper, IN 47547, freight prepaid.** Freight class 100.

Specifications and prices are subject to change without prior notice.

Storage Cabinets
Tall Dry-Erase Door

Storage Cabinets
Tall Dry-Erase Door

	MODEL	Features	W x D x H	MODEL NUMBER: Basic Model	Laminate Color	Door Lock Option	Lock Color	Key Option	Approx. Packaged Weight	Delivered Pricing	Door Lock Upcharge
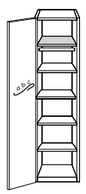 LIWR	**Tall Storage Cabinet with Dry-Erase Door** • Touch latch cabinet door; optional lock • 16” coat rod under fixed top shelf • Four adjustable shelves may be removed for wardrobe applications	Hinge Left	18x24x82-7/8	LI661884WL1DEB	□□	□□□	□□	□□□	162.0#	$ 2149	$ 66
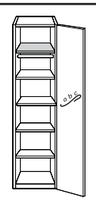 LIWR	**Tall Storage Cabinet with Dry-Erase Door**	Hinge Right	18x24x82-7/8	LI661884WR1DEB	□□	□□□	□□	□□□	162.0#	$ 2149	$ 66
				Ⓐ	Ⓑ	Ⓒ	Ⓓ	Ⓔ			

HOW TO ORDER

Indicate the following information on order form:
1. Quantity of each item.
2. Model number, including options. See “How To Build a Model Number”.
3. Any special service required.

Note: • The □ indicates that a choice is required.
- The absence of the □ indicates that no choice is required.
- Alpha-numeric characters in place of □ indicate that no other alternatives are available.

HOW TO BUILD A MODEL NUMBER

Ⓐ Select basic model.

Ⓑ Select laminate color.
Refer to the **Product Color Options** page in this price list.

Ⓒ Select optional door lock.

NDL	- No door lock
WDL	- With door lock

See pricing column for door lock upcharge.

Ⓓ Select lock color.
Refer to the **Product Color Options** page in this price list.

Ⓔ Select key option.

KS	- Key standard
NLC	- No lock core

Only if WDL was selected.

SPECIAL SERVICES

Special Carton Marking

With specially marked information	N/C

Shipping
Ships **assembled, FOB Jasper, IN 47547, freight prepaid.** Freight class 100.

Specifications and prices are subject to change without prior notice.

Storage Cabinets
Tall High-Gloss Acrylic Door

Storage Cabinets
Tall High-Gloss Acrylic Door

	MODEL	Features	W x D x H	MODEL NUMBER: Basic Model	Laminate Color	Door Finish	Door Lock Option	Lock Color	Key Option	Approx. Packaged Weight	Delivered Pricing	Door Lock Upcharge
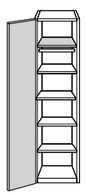 LIWR	**Tall Storage Cabinet with High-Gloss Acrylic Door** • Touch latch cabinet door; optional lock • 16" coat rod under fixed top shelf • Four adjustable shelves may be removed for wardrobe applications	Hinge Left	18x24x82-7/8	LI661884WL1HGA	□□	□□□	□□□	□□	□□□	162.0#	$ 2997	$ 66
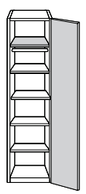 LIWR	**Tall Storage Cabinet with High-Gloss Acrylic Door**	Hinge Right	18x24x82-7/8	LI661884WR1HGA	□□	□□□	□□□	□□	□□□	162.0#	$ 2997	$ 66
				Ⓐ	Ⓑ	Ⓒ	Ⓓ	Ⓔ	Ⓕ			

HOW TO ORDER

Indicate the following information on order form:
1. Quantity of each item.
2. Model number, including options. See "How To Build a Model Number".
3. Any special service required.

Note: • The □ indicates that a choice is required.
• The absence of the □ indicates that no choice is required.
• Alpha-numeric characters in place of □ indicate that no other alternatives are available.

HOW TO BUILD A MODEL NUMBER

Ⓐ Select basic model.

Ⓑ Select laminate color.
Refer to the **Product Color Options** page in this price list.

Ⓒ Select door finish.
Refer to the **Product Color Options** page in this price list.

Ⓓ Select optional door lock.

NDL	- No door lock
WDL	- With door lock

See pricing column for door lock upcharge.

Ⓔ Select lock color.
Refer to the **Product Color Options** page in this price list.

Ⓕ Select key option.

KS	- Key standard
NLC	- No lock core

Only if WDL was selected.

SPECIAL SERVICES

Special Carton Marking

With specially marked information	N/C

Shipping
Ships **assembled, FOB Jasper, IN 47547, freight prepaid.** Freight class 100.

Specifications and prices are subject to change without prior notice.

Storage Cabinets
Lateral Files

Storage Cabinets
Lateral Files

	MODEL	W x D x H	MODEL NUMBER: Basic Model	Laminate Color	Pull Option	Door Lock Option	Key Option	Approx. Packaged Weight	Delivered Pricing	Door Lock Upcharge
 LIWS	**Storage Cabinet with Lateral Files** • Touch latch cabinet door; optional lock • Two adjustable shelves in upper cabinet • Two lower lateral files support legal or letter filing • Locking drawers in lateral	30x24x70-7/8	LI663072SU2	□□	□□□	□□□	□□	251.0#	$ 3203	$ 85
		36x24x70-7/8	LI663672SU2	□□	□□□	□□□	□□	298.0#	3281	85
 LIWS	**Tall Storage Cabinet with Lateral Files** • Touch latch cabinet door; optional lock • Three adjustable shelves in upper cabinet • Two lower lateral files support legal or letter filing • Locking drawers in lateral	30x24x82-7/8	LI663084SU2	□□	□□□	□□□	□□	271.0#	$ 3385	$ 85
		36x24x82-7/8	LI663684SU2	□□	□□□	□□□	□□	318.0#	3468	85
			Ⓐ	Ⓑ	Ⓒ	Ⓓ	Ⓔ			

HOW TO ORDER

Indicate the following information on order form:
1. Quantity of each item.
2. Model number, including options. See “How To Build a Model Number”.
3. Any special service required.

Note: • The □ indicates that a choice is required.
- The absence of the □ indicates that no choice is required.
- Alpha-numeric characters in place of □ indicate that no other alternatives are available.

HOW TO BUILD A MODEL NUMBER

Ⓐ Select basic model.

Ⓑ Select laminate color.
Refer to the **Product Color Options** page in this price list.

Ⓒ Select pull option.

AAV	- Aluminum Alcove
AAC	- Aluminum Arc
ABM	- Aluminum Beam
AFL	- Aluminum Flair
AQD	- Aluminum Quadra
BAC	- Black Arc
BBM	- Black Beam
BQD	- Black Quadra
CAV	- Chrome Alcove
CFL	- Chrome Flair

Ⓓ Select optional door lock.

NDL	- No door lock
WDL	- With door lock

See pricing column for door lock upcharge.

Ⓔ Select key option.

KS	- Key standard
NLC	- No lock core

SPECIAL SERVICES

Special Carton Marking

With specially marked information	N/C

Shipping
Ships **assembled, FOB Jasper, IN 47547, freight prepaid.** Freight class 100.

Specifications and prices are subject to change without prior notice.

Narrow Towers

Narrow Towers

	MODEL	Features	W x D x H	MODEL NUMBER: Basic Model	Laminate Color	Door Lock Option	Lock Color	Key Option	Approx. Packaged Weight	Delivered Pricing	Door Lock Upcharge
	**Laminate Door** • Touch latch cabinet door; optional lock • One adjustable shelf • 10" coat rod • Internal clearance is 47-3/16"	Hinge Left	12x24x51	LI661251WD1L	☐☐	☐☐☐	☐☐	☐☐☐	85.0#	$ 1608	$ 66
LINW											
	**Laminate Door**	Hinge Right	12x24x51	LI661251WD1R	☐☐	☐☐☐	☐☐	☐☐☐	85.0#	$ 1608	$ 66
LINW											
	**Metallic Framed Acrylic Door** • Non-locking touch latch door on cabinet • One adjustable shelf • 10" coat rod • Internal clearance is 47-3/16"	Hinge Left	12x24x51	LI661251WD1L1AD	☐☐				85.0#	$ 1843	N/A
LINW											
	Metallic Framed Acrylic Door	Hinge Right	12x24x51	LI661251WD1R1AD	☐☐				85.0#	$ 1843	N/A
LINW											
	**Metallic Framed Acrylic Door**	Hinge Right	12x24x51	LI661251WD1R1AD	☐☐				85.0#	$ 1843	N/A
LINW											
				Ⓐ	Ⓑ	Ⓒ	Ⓓ	Ⓔ			

HOW TO ORDER

Indicate the following information on order form:
1. Quantity of each item.
2. Model number, including options. See "How To Build a Model Number".
3. Any special service required.

Note: • The ☐ indicates that a choice is required.
- The absence of the ☐ indicates that no choice is required.
- Alpha-numeric characters in place of ☐ indicate that no other alternatives are available.

HOW TO BUILD A MODEL NUMBER

Ⓐ Select basic model.

Ⓑ Select laminate color.
Refer to the **Product Color Options** page in this price list.

Ⓒ Select optional door lock.

NDL	- No door lock
WDL	- With door lock

See pricing column for door lock upcharge.

Ⓓ Select lock color.
Refer to the **Product Color Options** page in this price list.

Ⓔ Select key option.

KS	- Key standard
NLC	- No lock core

Only if WDL was selected.

SPECIAL SERVICES

Special Carton Marking

With specially marked information N/C

Shipping

Ships **assembled, FOB Jasper, IN 47547, freight prepaid.** Freight class 100.

Specifications and prices are subject to change without prior notice.

	MODEL	Features	W x D x H	MODEL NUMBER Basic Model	Laminate Color	Door Finish	Door Lock Option	Lock Color	Key Option	Approx. Packaged Weight	Delivered Pricing	Door Lock Upcharge
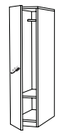	**Dry-Erase Door** • Touch latch cabinet door; optional lock • One adjustable shelf • 10” coat rod	Hinge Left	12x24x51	L661251WD1L1DEB	□□		□□□	□□	□□□	85.0#	$ 1661	$ 66
LINW												
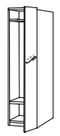	**Dry-Erase Door**	Hinge Right	12x24x51	L661251WD1R1DEB	□□		□□□	□□	□□□	85.0#	$ 1661	$ 66
LINW												
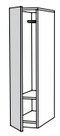	**High-Gloss Acrylic Door** • Touch latch cabinet door; optional lock • One adjustable shelf • 10” coat rod	Hinge Left	12x24x51	L661251WD1L1HGA	□□	□□□	□□□	□□	□□□	85.0#	$ 2088	$ 66
LINW												
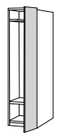	**High-Gloss Acrylic Door**	Hinge Right	12x24x51	L661251WD1R1HGA	□□	□□□	□□□	□□	□□□	85.0#	$ 2088	$ 66
LINW												
				Ⓐ	Ⓑ	Ⓒ	Ⓓ	Ⓔ	Ⓕ			

HOW TO ORDER

Indicate the following information on order form:
1. Quantity of each item.
2. Model number, including options. See “How To Build a Model Number”.
3. Any special service required.

Note: • The □ indicates that a choice is required.
- The absence of the □ indicates that no choice is required.
- Alpha-numeric characters in place of □ indicate that no other alternatives are available.

HOW TO BUILD A MODEL NUMBER

Ⓐ Select basic model.

Ⓑ Select laminate color.
Refer to the **Product Color Options** page in this price list.

Ⓒ Select door finish.
Refer to the **Product Color Options** page in this price list.

Ⓓ Select optional door lock.

NDL	- No door lock
WDL	- With door lock

See pricing column for door lock upcharge.

Ⓔ Select lock color.
Refer to the **Product Color Options** page in this price list.

Ⓕ Select key option.

KS	- Key standard
NLC	- No lock core

Only if WDL was selected.

SPECIAL SERVICES

Special Carton Marking

With specially marked information N/C

Shipping

Ships **assembled, FOB Jasper, IN 47547, freight prepaid.** Freight class 100.

Specifications and prices are subject to change without prior notice.

Tower Wardrobes
File/File with Laminate Door

Tower Wardrobes
File/File with Laminate Door

	MODEL	Features	W x D x H	MODEL NUMBER Basic Model	Laminate Color	Pull Option	Door Lock Option	Key Option	Approx. Packaged Weight	Delivered Pricing	Door Lock Upcharge
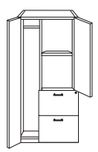	**Tower Wardrobe with Laminate Doors** • Touch latch cabinet door; optional lock • Knob pull on wardrobe door; matches pull color • One adjustable shelf in cabinet • 6-7/8" coat rod • File/file pedestal supports legal or letter filing • Wardrobe dictates hinge location	Hinge Left	24x24x51-1/2	LI662451WD2L	□□	□□□	□□□	□□	172.0#	$ 2522	$ 85
LITR											
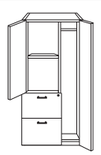	**Tower Wardrobe with Laminate Doors**	Hinge Right	24x24x51-1/2	LI662451WD2R	□□	□□□	□□□	□□	172.0#	$ 2522	$ 85
LITR											
				Ⓐ	Ⓑ	Ⓒ	Ⓓ	Ⓔ			

HOW TO ORDER

Indicate the following information on order form:
1. Quantity of each item.
2. Model number, including options. See "How To Build a Model Number".
3. Any special service required.

Note: • The □ indicates that a choice is required.
- The absence of the □ indicates that no choice is required.
- Alpha-numeric characters in place of □ indicate that no other alternatives are available.

HOW TO BUILD A MODEL NUMBER

Ⓐ Select basic model.

Ⓑ Select laminate color.
Refer to the **Product Color Options** page in this price list.

Ⓒ Select pull option.

AAV	- Aluminum Alcove
AAC	- Aluminum Arc
ABM	- Aluminum Beam
AFL	- Aluminum Flair
AQD	- Aluminum Quadra
BAC	- Black Arc
BBM	- Black Beam
BQD	- Black Quadra
CAV	- Chrome Alcove
CFL	- Chrome Flair

Ⓓ Select optional door lock.

NDL	- No door lock
WDL	- With door lock

See pricing column for door lock upcharge.

Ⓔ Select key option.

KS	- Key standard
NLC	- No lock core

SPECIAL SERVICES

Special Carton Marking

With specially marked information N/C

Shipping

Ships **assembled, FOB Jasper, IN 47547, freight prepaid.** Freight class 100.

Specifications and prices are subject to change without prior notice.

Tower Wardrobes
Box/Box/File with Laminate Door

Tower Wardrobes
Box/Box/File with Laminate Door

	MODEL	Features	W x D x H	MODEL NUMBER Basic Model	Laminate Color	Pull Option	Door Lock Option	Key Option	Approx. Packaged Weight	Delivered Pricing	Door Lock Upcharge
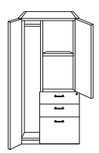	**Tower Wardrobe with Laminate Doors** • Touch latch cabinet door; optional lock • Knob pull on wardrobe door; matches pull color • One adjustable shelf in cabinet • 6-7/8" coat rod • Box/box/file pedestal supports legal or letter filing • Wardrobe dictates hinge location	Hinge Left	24x24x51-1/2	LI662451WD1L	☐☐	☐☐☐	☐☐☐	☐☐	172.0#	$ 2522	$ 85
LITR											
	**Tower Wardrobe with Laminate Doors**	Hinge Right	24x24x51-1/2	LI662451WD1R	☐☐	☐☐☐	☐☐☐	☐☐	172.0#	$ 2522	$ 85
LITR											
				Ⓐ	Ⓑ	Ⓒ	Ⓓ	Ⓔ			

HOW TO ORDER

Indicate the following information on order form:
1. Quantity of each item.
2. Model number, including options. See "How To Build a Model Number".
3. Any special service required.

Note: • The ☐ indicates that a choice is required.
- The absence of the ☐ indicates that no choice is required.
- Alpha-numeric characters in place of ☐ indicate that no other alternatives are available.

HOW TO BUILD A MODEL NUMBER

Ⓐ Select basic model.

Ⓑ Select laminate color.
Refer to the **Product Color Options** page in this price list.

Ⓒ Select pull option.

AAV	- Aluminum Alcove
AAC	- Aluminum Arc
ABM	- Aluminum Beam
AFL	- Aluminum Flair
AQD	- Aluminum Quadra
BAC	- Black Arc
BBM	- Black Beam
BQD	- Black Quadra
CAV	- Chrome Alcove
CFL	- Chrome Flair

Ⓓ Select optional door lock.

NDL	- No door lock
WDL	- With door lock

See pricing column for door lock upcharge.

Ⓔ Select key option.

KS	- Key standard
NLC	- No lock core

SPECIAL SERVICES

Special Carton Marking

With specially marked information N/C

Shipping

Ships **assembled, FOB Jasper, IN 47547, freight prepaid.** Freight class 100.

Specifications and prices are subject to change without prior notice.

Tower Wardrobes
File/File with Laminate Door

Tower Wardrobes
File/File with Laminate Door

	MODEL	Features	W x D x H	MODEL NUMBER Basic Model	Laminate Color	Pull Option	Door Lock Option	Key Option	Approx. Packaged Weight	Delivered Pricing	Door Lock Upcharge
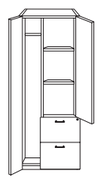 LITR	**Tower Wardrobe with Laminate Doors** • Touch latch cabinet door; optional lock • Knob pull on wardrobe door; matches pull color • Two adjustable shelves in cabinet • 6-7/8" coat rod • File/file pedestal supports legal or letter filing • Wardrobe dictates hinge location	Hinge Left	24x24x70-7/8	LI662472WD2L	□□	□□□	□□□	□□	242.0#	$ 2844	$ 85
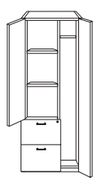 LITR	**Tower Wardrobe with Laminate Doors**	Hinge Right	24x24x70-7/8	LI662472WD2R	□□	□□□	□□□	□□	242.0#	$ 2844	$ 85
				Ⓐ	Ⓑ	Ⓒ	Ⓓ	Ⓔ			

HOW TO ORDER

Indicate the following information on order form:
1. Quantity of each item.
2. Model number, including options. See "How To Build a Model Number".
3. Any special service required.

Note: • The □ indicates that a choice is required.
• The absence of the □ indicates that no choice is required.
• Alpha-numeric characters in place of □ indicate that no other alternatives are available.

HOW TO BUILD A MODEL NUMBER

Ⓐ Select basic model.

Ⓑ Select laminate color.
Refer to the **Product Color Options** page in this price list.

Ⓒ Select pull option.

AAV	- Aluminum Alcove
AAC	- Aluminum Arc
ABM	- Aluminum Beam
AFL	- Aluminum Flair
AQD	- Aluminum Quadra
BAC	- Black Arc
BBM	- Black Beam
BQD	- Black Quadra
CAV	- Chrome Alcove
CFL	- Chrome Flair

Ⓓ Select optional door lock.

NDL	- No door lock
WDL	- With door lock

See pricing column for door lock upcharge.

Ⓔ Select key option.

KS	- Key standard
NLC	- No lock core

SPECIAL SERVICES

Special Carton Marking

With specially marked information N/C

Shipping

Ships **assembled, FOB Jasper, IN 47547, freight prepaid.** Freight class 100.

Specifications and prices are subject to change without prior notice.

Tower Wardrobes
Box/Box/File with Laminate Door

Tower Wardrobes
Box/Box/File with Laminate Door

	MODEL	Features	W x D x H	MODEL NUMBER Basic Model	Laminate Color	Pull Option	Door Lock Option	Key Option	Approx. Packaged Weight	Delivered Pricing	Door Lock Upcharge
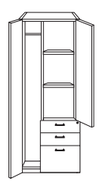 LITR	**Tower Wardrobe with Laminate Doors** • Touch latch cabinet door; optional lock • Knob pull on wardrobe door; matches pull color • Two adjustable shelves in cabinet • 6-7/8" coat rod • Box/box/file pedestal supports legal or letter filing • Wardrobe dictates hinge location	Hinge Left	24x24x70-7/8	LI662472WD1L	☐☐	☐☐☐	☐☐☐	☐☐	242.0#	$ 2844	$ 85
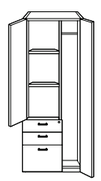 LITR	**Tower Wardrobe with Laminate Doors**	Hinge Right	24x24x70-7/8	LI662472WD1R	☐☐	☐☐☐	☐☐☐	☐☐	242.0#	$ 2844	$ 85
				Ⓐ	Ⓑ	Ⓒ	Ⓓ	Ⓔ			

HOW TO ORDER

Indicate the following information on order form:
1. Quantity of each item.
2. Model number, including options. See "How To Build a Model Number".
3. Any special service required.

Note: • The ☐ indicates that a choice is required.
- The absence of the ☐ indicates that no choice is required.
- Alpha-numeric characters in place of ☐ indicate that no other alternatives are available.

HOW TO BUILD A MODEL NUMBER

Ⓐ Select basic model.

Ⓑ Select laminate color.
Refer to the **Product Color Options** page in this price list.

Ⓒ Select pull option.

AAV	- Aluminum Alcove
AAC	- Aluminum Arc
ABM	- Aluminum Beam
AFL	- Aluminum Flair
AQD	- Aluminum Quadra
BAC	- Black Arc
BBM	- Black Beam
BQD	- Black Quadra
CAV	- Chrome Alcove
CFL	- Chrome Flair

Ⓓ Select optional door lock.

NDL	- No door lock
WDL	- With door lock

See pricing column for door lock upcharge.

Ⓔ Select key option.

KS	- Key standard
NLC	- No lock core

SPECIAL SERVICES

Special Carton Marking

With specially marked information N/C

Shipping

Ships **assembled, FOB Jasper, IN 47547, freight prepaid.** Freight class 100.

Specifications and prices are subject to change without prior notice.

Tower Wardrobes
Tall File/File with Laminate Door

Tower Wardrobes
Tall File/File with Laminate Door

	MODEL	Features	W x D x H	MODEL NUMBER Basic Model	Laminate Color	Pull Option	Door Lock Option	Key Option	Approx. Packaged Weight	Delivered Pricing	Door Lock Upcharge
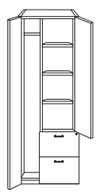	**Tall Tower Wardrobe with Laminate Doors** • Touch latch cabinet door; optional lock • Knob pull on wardrobe door; matches pull color • Three adjustable shelves in cabinet • 6-7/8" coat rod • File/file pedestal supports legal or letter filing • Wardrobe dictates hinge location	Hinge Left	24x24x82-7/8	LI662484WD2L	☐☐	☐☐☐	☐☐☐	☐☐	252.0#	$ 3061	$ 85
LITR											
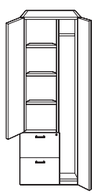	**Tall Tower Wardrobe with Laminate Doors**	Hinge Right	24x24x82-7/8	LI662484WD2R	☐☐	☐☐☐	☐☐☐	☐☐	252.0#	$ 3061	$ 85
LITR											
				Ⓐ	Ⓑ	Ⓒ	Ⓓ	Ⓔ			

HOW TO ORDER

Indicate the following information on order form:
1. Quantity of each item.
2. Model number, including options. See "How To Build a Model Number".
3. Any special service required.

Note: • The ☐ indicates that a choice is required.
• The absence of the ☐ indicates that no choice is required.
• Alpha-numeric characters in place of ☐ indicate that no other alternatives are available.

HOW TO BUILD A MODEL NUMBER

Ⓐ Select basic model.

Ⓑ Select laminate color.
Refer to the **Product Color Options** page in this price list.

Ⓒ Select pull option.

AAV	- Aluminum Alcove
AAC	- Aluminum Arc
ABM	- Aluminum Beam
AFL	- Aluminum Flair
AQD	- Aluminum Quadra
BAC	- Black Arc
BBM	- Black Beam
BQD	- Black Quadra
CAV	- Chrome Alcove
CFL	- Chrome Flair

Ⓓ Select optional door lock.

NDL	- No door lock
WDL	- With door lock

See pricing column for door lock upcharge.

Ⓔ Select key option.

KS	- Key standard
NLC	- No lock core

SPECIAL SERVICES

Special Carton Marking

With specially marked information N/C

Shipping

Ships **assembled, FOB Jasper, IN 47547, freight prepaid.** Freight class 100.

Specifications and prices are subject to change without prior notice.

Tower Wardrobes
Tall Box/Box/File with Laminate Door

Tower Wardrobes
Tall Box/Box/File with Laminate Door

	MODEL	Features	W x D x H	MODEL NUMBER Basic Model	Laminate Color	Pull Option	Door Lock Option	Key Option	Approx. Packaged Weight	Delivered Pricing	Door Lock Upcharge
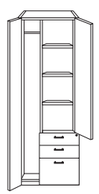 LITR	**Tall Tower Wardrobe with Laminate Doors** • Touch latch cabinet door; optional lock • Knob pull on wardrobe door; matches pull color • Three adjustable shelves in cabinet • 6-7/8" coat rod • Box/box/file pedestal supports legal or letter filing • Wardrobe dictates hinge location	Hinge Left	24x24x82-7/8	LI662484WD1L	□□	□□□	□□□	□□	252.0#	$ 3061	$ 85
 LITR	**Tall Tower Wardrobe with Laminate Doors**	Hinge Right	24x24x82-7/8	LI662484WD1R	□□	□□□	□□□	□□	252.0#	$ 3061	$ 85
				Ⓐ	Ⓑ	Ⓒ	Ⓓ	Ⓔ			

HOW TO ORDER

Indicate the following information on order form:
1. Quantity of each item.
2. Model number, including options. See "How To Build a Model Number".
3. Any special service required.

Note: • The □ indicates that a choice is required.
• The absence of the □ indicates that no choice is required.
• Alpha-numeric characters in place of □ indicate that no other alternatives are available.

HOW TO BUILD A MODEL NUMBER

Ⓐ Select basic model.

Ⓑ Select laminate color.
Refer to the **Product Color Options** page in this price list.

Ⓒ Select pull option.

AAV	- Aluminum Alcove
AAC	- Aluminum Arc
ABM	- Aluminum Beam
AFL	- Aluminum Flair
AQD	- Aluminum Quadra
BAC	- Black Arc
BBM	- Black Beam
BQD	- Black Quadra
CAV	- Chrome Alcove
CFL	- Chrome Flair

Ⓓ Select optional door lock.

NDL	- No door lock
WDL	- With door lock

See pricing column for door lock upcharge.

Ⓔ Select key option.

KS	- Key standard
NLC	- No lock core

SPECIAL SERVICES

Special Carton Marking

With specially marked information N/C

Shipping

Ships **assembled, FOB Jasper, IN 47547, freight prepaid.** Freight class 100.

Specifications and prices are subject to change without prior notice.

Wardrobe/Storage Cabinets
Half-Open with Laminate Doors

Wardrobe/Storage Cabinets
Half-Open with Laminate Doors

	MODEL	Features	W x D x H	MODEL NUMBER: Basic Model	Laminate Color	Pull Option	Door Lock Option	Key Option	Approx. Packaged Weight	Delivered Pricing	Door Lock Upcharge
 LIWS	**Wardrobe/Storage Cabinet with Laminate Door** • Touch latch cabinet door; optional lock • Knob pull on wardrobe door; matches pull color • Two open adjustable shelves • Wardrobe features 4-11/16" coat rod • Two locking lateral files support legal or letter filing • Wardrobe dictates hinge location	Hinge Left	36x24x70-7/8	LI663672WDS2L	□□	□□□	□□□	□□	315.0#	$ 3196	$ 85
 LIWS	**Wardrobe/Storage Cabinet with Laminate Door**	Hinge Right	36x24x70-7/8	LI663672WDS2R	□□	□□□	□□□	□□	315.0#	$ 3196	$ 85
				Ⓐ	Ⓑ	Ⓒ	Ⓓ	Ⓔ			

HOW TO ORDER

Indicate the following information on order form:
1. Quantity of each item.
2. Model number, including options. See "How To Build a Model Number".
3. Any special service required.

Note: • The □ indicates that a choice is required.
• The absence of the □ indicates that no choice is required.
• Alpha-numeric characters in place of □ indicate that no other alternatives are available.

HOW TO BUILD A MODEL NUMBER

Ⓐ Select basic model.

Ⓑ Select laminate color.
Refer to the **Product Color Options** page in this price list.

Ⓒ Select pull option.

AAV	- Aluminum Alcove
AAC	- Aluminum Arc
ABM	- Aluminum Beam
AFL	- Aluminum Flair
AQD	- Aluminum Quadra
BAC	- Black Arc
BBM	- Black Beam
BQD	- Black Quadra
CAV	- Chrome Alcove
CFL	- Chrome Flair

Ⓓ Select optional door lock.

NDL	- No door lock
WDL	- With door lock

See pricing column for door lock upcharge.

Ⓔ Select key option.

KS	- Key standard
NLC	- No lock core

SPECIAL SERVICES

Special Carton Marking

With specially marked information N/C

Shipping

Ships **assembled, FOB Jasper, IN 47547, freight prepaid.** Freight class 100.

Specifications and prices are subject to change without prior notice.

Wardrobe/Storage Cabinets

Half-Open with Framed Frosted Acrylic Hutch Doors

Wardrobe/Storage Cabinets
Half-Open with Framed Frosted Acrylic Hutch Doors

	MODEL	Features	W x D x H	MODEL NUMBER Basic Model	Laminate Color	Pull Option	Key Option	Approx. Packaged Weight	Delivered Pricing
 LIWS	**Wardrobe/Storage Cabinet with Framed Frosted Acrylic Hutch Doors** • Non-locking touch latch doors on cabinet • Knob pull on wardrobe door; matches pull color • Two open adjustable shelves • Wardrobe side features 4-11/16" coat rod • Two locking lateral files support legal or letter filing • Acrylic featured on hutch doors only • Wardrobe dictates hinge location	Hinge Left	36x24x70-7/8	L663672WDS2L1AD	□□	□□□	□□	315.0#	$ 3405
 LIWS	**Wardrobe/Storage Cabinet with Framed Frosted Acrylic Hutch Doors**	Hinge Right	36x24x70-7/8	L663672WDS2R1AD	□□	□□□	□□	315.0#	$ 3405
				Ⓐ	Ⓑ	Ⓒ	Ⓓ		

HOW TO ORDER

Indicate the following information on order form:
1. Quantity of each item.
2. Model number, including options. See "How To Build a Model Number".
3. Any special service required.

Note: • The □ indicates that a choice is required.
• The absence of the □ indicates that no choice is required.
• Alpha-numeric characters in place of □ indicate that no other alternatives are available.

HOW TO BUILD A MODEL NUMBER

Ⓐ Select basic model.

Ⓑ Select laminate color.
Refer to the **Product Color Options** page in this price list.

Ⓒ Select pull option.

AAV	- Aluminum Alcove
AAC	- Aluminum Arc
ABM	- Aluminum Beam
AFL	- Aluminum Flair
AQD	- Aluminum Quadra
BAC	- Black Arc
BBM	- Black Beam
BQD	- Black Quadra
CAV	- Chrome Alcove
CFL	- Chrome Flair

Ⓓ Select key option.

KS	- Key standard
NLC	- No lock core

SPECIAL SERVICES

Special Carton Marking

With specially marked information N/C

Shipping

Ships **assembled, FOB Jasper, IN 47547, freight prepaid.** Freight class 100.

Specifications and prices are subject to change without prior notice.

Wardrobe/Storage Cabinets

Half-Open with Dry Erase Hutch Doors

Wardrobe/Storage Cabinets

Half-Open with Dry Erase Hutch Doors

	MODEL	Features	W x D x H	MODEL NUMBER Basic Model	Laminate Color	Pull Option	Door Lock Option	Key Option	Approx. Packaged Weight	Delivered Pricing	Door Lock Upcharge
 LIWS	**Hinge Left Wardrobe/Storage Cabinet with Dry-Erase Hutch Doors** • Touch latch cabinet door; optional lock • Knob pull on wardrobe door; matches pull color • Two open adjustable shelves • Wardrobe side features 4-11/16" coat rod • Two locking lateral files support legal or letter filing • Dry-erase laminate is featured on both outer and inner hutch door surfaces • Wardrobe dictates hinge location	Hinge Left	36x24x70-7/8	L663672WDS2LDEB	□□	□□□	□□□	□□	315.0#	$ 3245	$ 85
 LIWS	**Hinge Right Wardrobe/Storage Cabinet with Dry-Erase Hutch Doors**	Hinge Right	36x24x70-7/8	L663672WDS2RDEB	□□	□□□	□□□	□□	315.0#	$ 3245	$ 85
				Ⓐ	Ⓑ	Ⓒ	Ⓓ	Ⓔ			

HOW TO ORDER

Indicate the following information on order form:
1. Quantity of each item.
2. Model number, including options. See "How To Build a Model Number".
3. Any special service required.

Note: • The □ indicates that a choice is required.
- The absence of the □ indicates that no choice is required.
- Alpha-numeric characters in place of □ indicate that no other alternatives are available.

HOW TO BUILD A MODEL NUMBER

Ⓐ Select basic model.

Ⓑ Select laminate color.
Refer to the **Product Color Options** page in this price list.

Ⓒ Select pull option.

AAV	- Aluminum Alcove
AAC	- Aluminum Arc
ABM	- Aluminum Beam
AFL	- Aluminum Flair
AQD	- Aluminum Quadra
BAC	- Black Arc
BBM	- Black Beam
BQD	- Black Quadra
CAV	- Chrome Alcove
CFL	- Chrome Flair

Ⓓ Select optional door lock.

NDL	- No door lock
WDL	- With door lock

See pricing column for door lock upcharge.

Ⓔ Select key option.

KS	- Key standard
NLC	- No lock core

SPECIAL SERVICES

Special Carton Marking

With specially marked information N/C

Shipping

Ships **assembled, FOB Jasper, IN 47547, freight prepaid.** Freight class 100.

Specifications and prices are subject to change without prior notice.

Wardrobe/Storage Cabinets

Half-Open with High Gloss Acrylic Hutch Doors

Wardrobe/Storage Cabinets
Half-Open with High Gloss Acrylic Hutch Doors

	MODEL	Features	W x D x H	MODEL NUMBER: Basic Model	Laminate Color	Door Finish	Pull Option	Door Lock Option	Key Option	Approx. Packaged Weight	Delivered Pricing	Door Lock Upcharge
 LIWS	**Wardrobe/Storage Cabinet with High-Gloss Acrylic Hutch Doors** • Touch latch cabinet door; optional lock • Knob pull on wardrobe door; matches pull color • Two open adjustable shelves • Wardrobe side features 4-11/16" coat rod • Two locking lateral files support legal or letter filing • High-gloss acrylic featured on hutch doors only • Wardrobe dictates hinge location	Hinge Left	36x24x70-7/8	L663672WDS2LHGA	□□	□□□	□□□	□□□	□□	315.0#	$ 3606	$ 85
 LIWS	**Wardrobe/Storage Cabinet with High-Gloss Acrylic Hutch Doors**	Hinge Right	36x24x70-7/8	L663672WDS2RHGA	□□	□□□	□□□	□□□	□□	315.0#	$ 3606	$ 85
				Ⓐ	Ⓑ	Ⓒ	Ⓓ	Ⓔ	Ⓕ			

HOW TO ORDER

Indicate the following information on order form:
1. Quantity of each item.
2. Model number, including options. See "How To Build a Model Number".
3. Any special service required.

Note: • The □ indicates that a choice is required.
• The absence of the □ indicates that no choice is required.
• Alpha-numeric characters in place of □ indicate that no other alternatives are available.

HOW TO BUILD A MODEL NUMBER

Ⓐ Select basic model.

Ⓑ Select laminate color.
Refer to the **Product Color Options** page in this price list.

Ⓒ Select door finish.
Refer to the **Product Color Options** page in this price list.

Ⓓ Select pull option.

AAV	- Aluminum Alcove
AAC	- Aluminum Arc
ABM	- Aluminum Beam
AFL	- Aluminum Flair
AQD	- Aluminum Quadra
BAC	- Black Arc
BBM	- Black Beam
BQD	- Black Quadra
CAV	- Chrome Alcove
CFL	- Chrome Flair

Ⓔ Select optional door lock.

NDL	- No door lock
WDL	- With door lock

See pricing column for door lock upcharge.

Ⓕ Select key option.

KS	- Key standard
NLC	- No lock core

SPECIAL SERVICES

Special Carton Marking

With specially marked information N/C

Shipping

Ships **assembled, FOB Jasper, IN 47547, freight prepaid.** Freight class 100.

Specifications and prices are subject to change without prior notice.

Wardrobe/Storage Cabinets

Tall Half-Open with Laminate Hutch Door

Wardrobe/Storage Cabinets
Tall Half-Open with Laminate Hutch Door

	MODEL	Features	W x D x H	MODEL NUMBER: Basic Model	Laminate Color	Pull Option	Door Lock Option	Key Option	Approx. Packaged Weight	Delivered Pricing	Door Lock Upcharge
	**Tall Wardrobe/Storage Cabinet with Laminate Door** • Touch latch cabinet door; optional lock • Knob pull on wardrobe door; matches pull color • Two open adjustable shelves • Wardrobe side features 4-11/16" coat rod • Two locking lateral files support legal or letter filing • Wardrobe dictates hinge location	Hinge Left	36x24X82-7/8	LI663684WDS2L	□□	□□□	□□□	□□	368.0#	$ 3381	$ 85
LIWS											
	**Tall Wardrobe/Storage Cabinet with Laminate Door**	Hinge Right	36x24X82-7/8	LI663684WDS2R	□□	□□□	□□□	□□	368.0#	$ 3381	$ 85
LIWS											
				Ⓐ	Ⓑ	Ⓒ	Ⓓ	Ⓔ			

HOW TO ORDER

Indicate the following information on order form:
1. Quantity of each item.
2. Model number, including options. See "How To Build a Model Number".
3. Any special service required.

Note: • The □ indicates that a choice is required.
- The absence of the □ indicates that no choice is required.
- Alpha-numeric characters in place of □ indicate that no other alternatives are available.

HOW TO BUILD A MODEL NUMBER

Ⓐ Select basic model.

Ⓑ Select laminate color.
Refer to the **Product Color Options** page in this price list.

Ⓒ Select pull option.

AAV	- Aluminum Alcove
AAC	- Aluminum Arc
ABM	- Aluminum Beam
AFL	- Aluminum Flair
AQD	- Aluminum Quadra
BAC	- Black Arc
BBM	- Black Beam
BQD	- Black Quadra
CAV	- Chrome Alcove
CFL	- Chrome Flair

Ⓓ Select optional door lock.

NDL	- No door lock
WDL	- With door lock

See pricing column for door lock upcharge.

Ⓔ Select key option.

KS	- Key standard
NLC	- No lock core

SPECIAL SERVICES

Special Carton Marking

With specially marked information N/C

Shipping

Ships **assembled, FOB Jasper, IN 47547, freight prepaid.** Freight class 100.

Specifications and prices are subject to change without prior notice.

Wardrobe/Storage Cabinets

Tall Half-Open with Framed Frosted Acrylic Hutch Doors

Wardrobe/Storage Cabinets

Tall Half-Open with Framed Frosted Acrylic Hutch Doors

	MODEL	Features	W x D x H	MODEL NUMBER Basic Model	Laminate Color	Pull Option	Key Option	Approx. Packaged Weight	Delivered Pricing
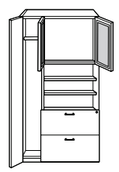 LIWS	**Tall Wardrobe/Storage Cabinet with Framed Frosted Acrylic Hutch Doors** • Non-locking touch latch doors on hutch • Knob pull on wardrobe door; matches pull color • Two open adjustable shelves • Wardrobe side features 4-11/16" coat rod • Two locking lateral files support legal or letter filing • Acrylic featured on hutch doors only • Wardrobe dictates hinge location	Hinge Left	36x24X82-7/8	L663684WDS2L1AD	□□	□□□	□□	368.0#	$ 3862
 LIWS	**Tall Wardrobe/Storage Cabinet with Framed Frosted Acrylic Hutch Doors**	Hinge Right	36x24X82-7/8	L663684WDS2R1AD	□□	□□□	□□	368.0#	$ 3862
				Ⓐ	Ⓑ	Ⓒ	Ⓓ		

HOW TO ORDER

Indicate the following information on order form:
1. Quantity of each item.
2. Model number, including options. See "How To Build a Model Number".
3. Any special service required.

Note: • The □ indicates that a choice is required.
- The absence of the □ indicates that no choice is required.
- Alpha-numeric characters in place of □ indicate that no other alternatives are available.

HOW TO BUILD A MODEL NUMBER

Ⓐ Select basic model.

Ⓑ Select laminate color.
Refer to the **Product Color Options** page in this price list.

Ⓒ Select pull option.

AAV	- Aluminum Alcove
AAC	- Aluminum Arc
ABM	- Aluminum Beam
AFL	- Aluminum Flair
AQD	- Aluminum Quadra
BAC	- Black Arc
BBM	- Black Beam
BQD	- Black Quadra
CAV	- Chrome Alcove
CFL	- Chrome Flair

Ⓓ Select key option.

KS	- Key standard
NLC	- No lock core

SPECIAL SERVICES

Special Carton Marking

With specially marked information	N/C

Shipping

Ships **assembled, FOB Jasper, IN 47547, freight prepaid.** Freight class 100.

Specifications and prices are subject to change without prior notice.

Wardrobe/Storage Cabinets

Tall Half-Open with Dry-Erase Hutch Doors

Wardrobe/Storage Cabinets

Tall Half-Open with Dry-Erase Hutch Doors

	MODEL	Features	W x D x H	MODEL NUMBER Basic Model	Laminate Color	Pull Option	Door Lock Option	Key Option	Approx. Packaged Weight	Delivered Pricing	Door Lock Upcharge
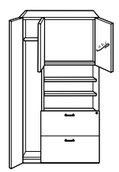 LIWS	**Tall Wardrobe/Storage Cabinet with Dry-Erase Hutch Doors** • Touch latch cabinet door; optional lock • Knob pull on wardrobe door; matches pull color • Two open adjustable shelves • Wardrobe side features 4-11/16" coat rod • Two locking lateral files support legal or letter filing • Dry-erase laminate is featured on both outer and inner hutch door surfaces • Wardrobe dictates hinge location	Hinge Left	36x24X82-7/8	L663684WDS2LDEB	☐☐	☐☐☐	☐☐☐	☐☐	368.0#	$ 3488	$ 85
 LIWS	**Tall Wardrobe/Storage Cabinet with Dry-Erase Hutch Doors**	Hinge Right	36x24X82-7/8	L663684WDS2RDEB	☐☐	☐☐☐	☐☐☐	☐☐	368.0#	$ 3488	$ 85
				Ⓐ	Ⓑ	Ⓒ	Ⓓ	Ⓔ			

HOW TO ORDER

Indicate the following information on order form:
1. Quantity of each item.
2. Model number, including options. See "How To Build a Model Number".
3. Any special service required.

Note: • The ☐ indicates that a choice is required.
- The absence of the ☐ indicates that no choice is required.
- Alpha-numeric characters in place of ☐ indicate that no other alternatives are available.

HOW TO BUILD A MODEL NUMBER

Ⓐ Select basic model.

Ⓑ Select laminate color.
Refer to the **Product Color Options** page in this price list.

Ⓒ Select pull option.

AAV	- Aluminum Alcove
AAC	- Aluminum Arc
ABM	- Aluminum Beam
AFL	- Aluminum Flair
AQD	- Aluminum Quadra
BAC	- Black Arc
BBM	- Black Beam
BQD	- Black Quadra
CAV	- Chrome Alcove
CFL	- Chrome Flair

Ⓓ Select optional door lock.

NDL	- No door lock
WDL	- With door lock

See pricing column for door lock upcharge.

Ⓔ Select key option.

KS	- Key standard
NLC	- No lock core

SPECIAL SERVICES

Special Carton Marking

With specially marked information N/C

Shipping

Ships **assembled, FOB Jasper, IN 47547, freight prepaid.** Freight class 100.

Specifications and prices are subject to change without prior notice.

Wardrobe/Storage Cabinets

Tall Half-Open with High-Gloss Acrylic Hutch Doors

Wardrobe/Storage Cabinets
Tall Half-Open with High-Gloss Acrylic Hutch Doors

	MODEL	Features	W x D x H	MODEL NUMBER: Basic Model	Laminate Color	Pull Option	Door Lock Option	Key Option	Approx. Packaged Weight	Delivered Pricing	Door Lock Upcharge
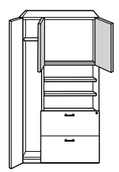 LIWS	**Tall Wardrobe/Storage Cabinet with High-Gloss Acrylic Hutch Doors** • Touch latch cabinet door; optional lock • Knob pull on wardrobe door; matches pull color • Two open adjustable shelves • Wardrobe side features 4-11/16" coat rod • Two locking lateral files support legal or letter filing • High-gloss laminate featured on hutch doors only • Wardrobe dictates hinge location	Hinge Left	36x24X82-7/8	L663684WDS2LHGA	□□	□□□	□□□	□□	368.0#	$ 4342	$ 85
 LIWS	**Tall Wardrobe/Storage Cabinet with High-Gloss Acrylic Hutch Doors**	Hinge Right	36x24X82-7/8	L663684WDS2RHGA	□□	□□□	□□□	□□	368.0#	$ 4342	$ 85
				Ⓐ	Ⓑ	Ⓒ	Ⓓ	Ⓔ			

HOW TO ORDER

Indicate the following information on order form:
1. Quantity of each item.
2. Model number, including options. See "How To Build a Model Number".
3. Any special service required.

Note: • The □ indicates that a choice is required.
• The absence of the □ indicates that no choice is required.
• Alpha-numeric characters in place of □ indicate that no other alternatives are available.

HOW TO BUILD A MODEL NUMBER

Ⓐ Select basic model.

Ⓑ Select laminate color.
Refer to the **Product Color Options** page in this price list.

Ⓒ Select pull option.

AAV	- Aluminum Alcove
AAC	- Aluminum Arc
ABM	- Aluminum Beam
AFL	- Aluminum Flair
AQD	- Aluminum Quadra
BAC	- Black Arc
BBM	- Black Beam
BQD	- Black Quadra
CAV	- Chrome Alcove
CFL	- Chrome Flair

Ⓓ Select optional door lock.

NDL	- No door lock
WDL	- With door lock

See pricing column for door lock upcharge.

Ⓔ Select key option.

KS	- Key standard
NLC	- No lock core

SPECIAL SERVICES

Special Carton Marking

With specially marked information N/C

Shipping

Ships **assembled, FOB Jasper, IN 47547, freight prepaid.** Freight class 100.

Specifications and prices are subject to change without prior notice.

Wardrobe/Storage Cabinets
Two Full Doors

Wardrobe/Storage Cabinets
Two Full Doors

	MODEL	W x D x H	MODEL NUMBER: Basic Model	Laminate Color (A)	Door Finish (B)	Door Lock Option (C)	Lock Color (D)	Key Option (E)	Approx. Packaged Weight	Delivered Pricing	Door Lock Upcharge
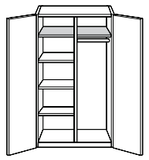	**Wardrobe/Storage Cabinet with Laminate Doors** • Touch latch cabinet door; optional lock • Three adjustable shelves on left side • Fixed top shelf both sides • Coat rod on right side; 13-3/8" on 30" wide model, 16-3/8" on 36" wide model	30x24x70-7/8	LI663072WC	□□		□□□	□□	□□	240.0#	$ 2632	$ 85
		36x24x70-7/8	LI663672WC	□□		□□□	□□	□□	320.0#	2702	85
LIWS											
	**Wardrobe/Storage Cabinet with Dry-Erase Doors** • Touch latch cabinet door; optional lock • Three adjustable shelves on left side • Fixed top shelf both sides • Coat rod on right side; 13-3/8" on 30" wide model, 16-3/8" on 36" wide model • Dry-erase laminate is featured on both outer and inner door surfaces	30x24x70-7/8	LI663072WC1DEB	□□		□□□	□□	□□	240.0#	$ 2860	$ 85
		36x24x70-7/8	LI663672WC1DEB	□□		□□□	□□	□□	320.0#	2931	85
LIWS											
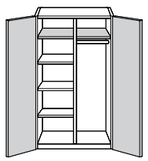	**Wardrobe/Storage Cabinet with High-Gloss Acrylic Doors** • Touch latch cabinet door; optional lock • Three adjustable shelves on left side • Fixed top shelf both sides • Coat rod on right side; 13-3/8" on 30" wide model, 16-3/8" on 36" wide model	30x24x70-7/8	LI663072WC1HGA	□□	□□□	□□□	□□	□□	240.0#	$ 4676	$ 85
		36x24x70-7/8	LI663672WC1HGA	□□	□□□	□□□	□□	□□	320.0#	4745	85
LIWS											

Ⓐ Ⓑ Ⓒ Ⓓ Ⓔ Ⓕ

HOW TO ORDER

Indicate the following information on order form:
1. Quantity of each item.
2. Model number, including options. See "How To Build a Model Number".
3. Any special service required.

Note: • The □ indicates that a choice is required.
- The absence of the □ indicates that no choice is required.
- Alpha-numeric characters in place of □ indicate that no other alternatives are available.

HOW TO BUILD A MODEL NUMBER

Ⓐ Select basic model.

Ⓑ Select laminate color.
Refer to the **Product Color Options** page in this price list.

Ⓒ Select door finish.
Refer to the **Product Color Options** page in this price list.

Ⓓ Select optional door lock.

NDL	- No door lock
WDL	- With door lock

See pricing column for door lock upcharge.

Ⓔ Select lock color.
Refer to the **Product Color Options** page in this price list.

Ⓕ Select key option.

KS	- Key standard
NLC	- No lock core

SPECIAL SERVICES

Special Carton Marking

With specially marked information N/C

Shipping

Ships **assembled, FOB Jasper, IN 47547, freight prepaid.** Freight class 100.

Specifications and prices are subject to change without prior notice.

Wardrobe/Storage Cabinets
Tall Two Full Doors

Wardrobe/Storage Cabinets
Tall Two Full Doors

	MODEL	W x D x H	MODEL NUMBER: Basic Model	Laminate Color (A)	Door Finish (B)	Door Lock Option (C)	Lock Color (D)	Key Option (E)	Approx. Packaged Weight	Delivered Pricing	Door Lock Upcharge
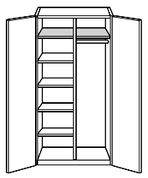 LIWS	**Tall Wardrobe/Storage Cabinet with Laminate Door** • Touch latch cabinet door; optional lock • Four adjustable shelves on left side • Fixed top shelf both sides • Coat rod on right side; 13-3/8" on 30" wide model, 16-3/8" on 36" wide model	30x24x82-7/8	LI663084WC	□□		□□□	□□	□□	320.0#	$ 2747	$ 85
		36x24x82-7/8	LI663684WC	□□		□□□	□□	□□	340.0#	2821	85
 LIWS	**Tall Wardrobe/Storage Cabinet with Dry-Erase Doors** • Touch latch cabinet door; optional lock • Four adjustable shelves on left side • Fixed top shelf both sides • Coat rod on right side; 13-3/8" on 30" wide model, 16-3/8" on 36" wide model • Dry-erase laminate is featured on both outer and inner door surfaces	30x24x82-7/8	LI663084WC1DEB	□□		□□□	□□	□□	320.0#	$ 2976	$ 85
		36x24x82-7/8	LI663684WC1DEB	□□		□□□	□□	□□	340.0#	3050	85
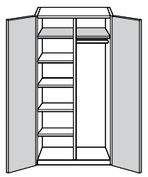 LIWS	**Tall Wardrobe/Storage Cabinet with High-Gloss Acrylic Doors** • Touch latch cabinet door; optional lock • Four adjustable shelves on left side • Fixed top shelf both sides • Coat rod on right side; 13-3/8" on 30" wide model, 16-3/8" on 36" wide model	30x24x82-7/8	LI663084WC1HGA	□□	□□□	□□□	□□	□□	320.0#	$ 4790	$ 85
		36x24x82-7/8	LI663684WC1HGA	□□	□□□	□□□	□□	□□	340.0#	4865	85

Ⓐ Ⓑ Ⓒ Ⓓ Ⓔ Ⓕ

HOW TO ORDER

Indicate the following information on order form:
1. Quantity of each item.
2. Model number, including options. See "How To Build a Model Number".
3. Any special service required.

Note: • The □ indicates that a choice is required.
- The absence of the □ indicates that no choice is required.
- Alpha-numeric characters in place of □ indicate that no other alternatives are available.

HOW TO BUILD A MODEL NUMBER

Ⓐ Select basic model.

Ⓑ Select laminate color.
Refer to the **Product Color Options** page in this price list.

Ⓒ Select door finish.
Refer to the **Product Color Options** page in this price list.

Ⓓ Select optional door lock.

NDL	- No door lock
WDL	- With door lock

See pricing column for door lock upcharge.

Ⓔ Select lock color.
Refer to the **Product Color Options** page in this price list.

Ⓕ Select key option.

KS	- Key standard
NLC	- No lock core

SPECIAL SERVICES

Special Carton Marking

With specially marked information N/C

Shipping

Ships **assembled, FOB Jasper, IN 47547, freight prepaid.** Freight class 100.

Specifications and prices are subject to change without prior notice.

End Bookcases

End Bookcases

	MODEL	Features	W x D x H	MODEL NUMBER Basic Model	MODEL NUMBER Laminate Color	Approx. Packaged Weight	Delivered Pricing
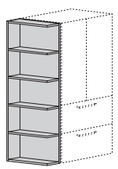 Shown as Left	**End Bookcase** • Four fixed 8" shelves • Top shelf clearance 15" • 12-1/2" clearance between shelves • Not freestanding; must be attached to another storage component	Mounts Left	9x23-1/5x70-7/8	LI660972BEL	☐☐	75.0#	$ 1242
		Mounts Right	9x23-1/5x70-7/8	LI660972BER	☐☐	75.0#	1242
LIBK							
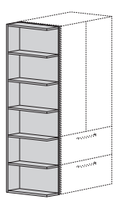 Shown as Left	**Tall End Bookcase** • Five fixed 8" shelves • Top shelf clearance 15" • 12-1/4" clearance between shelves • Not freestanding; must be attached to another storage component	Mounts Left	9x23-1/5x82-7/8	LI660984BEL	☐☐	90.0#	$ 1404
		Mounts Right	9x23-1/5x82-7/8	LI660984BER	☐☐	90.0#	1404
LIBK				Ⓐ	Ⓑ		

HOW TO ORDER

Indicate the following information on order form:
1. Quantity of each item.
2. Model number, including options. See "How To Build a Model Number".
3. Any special service required.

Note: • The ☐ indicates that a choice is required.
- The absence of the ☐ indicates that no choice is required.
- Alpha-numeric characters in place of ☐ indicate that no other alternatives are available.

HOW TO BUILD A MODEL NUMBER

Ⓐ Select basic model.

Ⓑ Select laminate color.
Refer to the **Product Color Options** page in this price list.

SPECIAL SERVICES

Special Carton Marking

With specially marked information	N/C

Shipping

Ships **assembled, FOB Jasper, IN 47547, freight prepaid.** Freight class 100.

Specifications and prices are subject to change without prior notice.

Freestanding Bookcases

Freestanding Bookcases

	MODEL	Features	W x D x H	MODEL NUMBER: Basic Model	MODEL NUMBER: Work-surface Option	MODEL NUMBER: Laminate Color	Approx. Packaged Weight	TFL	HPL
 LIBK	**30" Wide Freestanding Bookcase with Shelf** • 30" high top profiled on front edge • Appropriate for use next to desk • 1" thick shelves • HPL, when specified, is featured on top surface only	One Adjustable Shelf	30x14-1/4x30	LI663030BC	□□	□□	62.0#	$ 880	$ 993
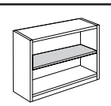 LIBK	**36" Wide Freestanding Bookcase with Shelf** • Appropriate for use next to desk • 1" thick shelves • HPL, when specified, is featured on top surface only	One Adjustable Shelf	36x14-1/4x30	LI663630BC	□□	□□	75.0#	$ 1043	$ 1139
				Ⓐ	Ⓑ	Ⓒ			

HOW TO ORDER

Indicate the following information on order form:
1. Quantity of each item.
2. Model number, including options. See "How To Build a Model Number".
3. Any special service required.

Note: • The □ indicates that a choice is required.
- The absence of the □ indicates that no choice is required.
- Alpha-numeric characters in place of □ indicate that no other alternatives are available.

HOW TO BUILD A MODEL NUMBER

Ⓐ Select basic model.

Ⓑ Select worksurface option.

TFL	- Thermally fused laminate
HPL	- High pressure laminate

Ⓒ Select laminate color.
Refer to the **Product Color Options** page in this price list.

SPECIAL SERVICES

Special Carton Marking

With specially marked information	N/C

Shipping

Ships **assembled, FOB Jasper, IN 47547, freight prepaid.** Freight class 100.

Specifications and prices are subject to change without prior notice.

Freestanding Bookcases

Freestanding Bookcases

	MODEL	Features	W x D x H	MODEL NUMBER Basic Model	MODEL NUMBER Laminate Color	Approx. Packaged Weight	Delivered Pricing
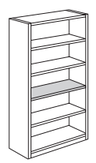 LIBK	**30" Wide Freestanding Bookcase with Shelves** • 30" high top profiled on front edge • Appropriate for use next to desk • 1" thick shelves • Entire unit features TFL	Two Adjustable Shelves	30x14-1/4x46-7/8	LI663048BC	□□	100.0#	$ 1070
		Three Adjustable Shelves	30x14-1/4x58-7/8	LI663060BC	□□	122.0#	1242
		Three Adjustable Shelves, One Fixed Shelf	30x14-1/4x70-7/8	LI663072BC	□□	146.0#	1414
		Four Adjustable Shelves, One Fixed Shelf	30x14-1/4x82-7/8	LI663084BC	□□	175.0#	1641
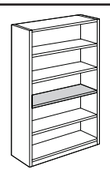 LIBK	**36" Wide Freestanding Bookcase with Shelves**	Two Adjustable Shelves	36x14-1/4x46-7/8	LI663648BC	□□	120.0#	$ 1377
		Three Adjustable Shelves	36x14-1/4x58-7/8	LI663660BC	□□	147.0#	1489
		Three Adjustable Shelves, One Fixed Shelf	36x14-1/4x70-7/8	LI663672BC	□□	176.0#	1729
		Four Adjustable Shelves, One Fixed Shelf	36x14-1/4x82-7/8	LI663684BC	□□	200.0#	2006
				Ⓐ	Ⓑ		

HOW TO ORDER

Indicate the following information on order form:
1. Quantity of each item.
2. Model number, including options. See "How To Build a Model Number".
3. Any special service required.

Note: • The □ indicates that a choice is required.
- The absence of the □ indicates that no choice is required.
- Alpha-numeric characters in place of □ indicate that no other alternatives are available.

HOW TO BUILD A MODEL NUMBER

Ⓐ Select basic model.

Ⓑ Select laminate color.
Refer to the **Product Color Options** page in this price list.

SPECIAL SERVICES

Special Carton Marking

With specially marked information	N/C

Shipping

Ships **assembled, FOB Jasper, IN 47547, freight prepaid.** Freight class 100.

Specifications and prices are subject to change without prior notice.

Surface-Mount Storage
Bookcases

Surface-Mount Storage
Bookcases

	MODEL	W x D x H	MODEL NUMBER Basic Model	MODEL NUMBER Laminate Color	Approx. Packaged Weight	Delivered Pricing
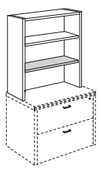 LIBK	**Surface-Mount Bookcase** • For use above two drawer laterals or credenza against a wall, specified separately • One adjustable shelf • Fixed bottom shelf with 12” clearance • 1” thick shelves • Approximately 71” high installed	30x14-1/4x40-7/8	LI661530TU	□□	98.0#	$ 880
		36x14-1/4x40-7/8	LI661536TU	□□	127.0#	953
 LIBK	**Tall Surface-Mount Bookcase** • For use above two drawer laterals or credenza against a wall, specified separately • Two adjustable shelves • Fixed bottom shelf with 12” clearance • 1” thick shelves • Approximately 83” high installed	30x14-1/4x52-7/8	LI661530TTU	□□	141.0#	$ 1098
		36x14-1/4x52-7/8	LI661536TTU	□□	169.0#	1204
			Ⓐ	Ⓑ		

HOW TO ORDER

Indicate the following information on order form:
1. Quantity of each item.
2. Model number, including options. See “How To Build a Model Number”.
3. Any special service required.

Note: • The □ indicates that a choice is required.
- The absence of the □ indicates that no choice is required.
- Alpha-numeric characters in place of □ indicate that no other alternatives are available.

HOW TO BUILD A MODEL NUMBER

Ⓐ Select basic model.

Ⓑ Select laminate color.
Refer to the **Product Color Options** page in this price list.

SPECIAL SERVICES

Special Carton Marking

With specially marked information	N/C

Shipping

Ships **assembled, FOB Jasper, IN 47547, freight prepaid.** Freight class 100.

Specifications and prices are subject to change without prior notice.

Surface-Mount Storage
Storage Towers-Closed/Open

KI

Surface-Mount Storage
Storage Towers-Closed/Open

	MODEL	Features	W x D x H	MODEL NUMBER: Basic Model	Laminate Color	Door Lock Option	Lock Color	Key Option	Approx. Packaged Weight	Delivered Pricing	Door Lock Upcharge
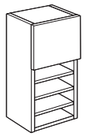	**Laminate Upper Door** • 13-1/2" high upper storage cabinet • Surface-mounted only; not intended for free standing applications • Three adjustable shelves in lower section • Touch latch cabinet door; optional lock	Hinge Left	18x15x40-7/8	LI661518HL1	□□□	□□□	□□	□□□	78.0#	$ 1056	$ 66
		Hinge Right	18x15x40-7/8	LI661518HR1	□□□	□□□	□□	□□□	78.0#	1056	66
LIST											
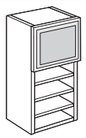	**Metallic Frosted Acrylic Upper Door** • Touch latch cabinet door; Non-locking door	Hinge Left	18x15x40-7/8	LI661518HL11AD	□□□				78.0#	$ 1161	N/A
		Hinge Right	18x15x40-7/8	LI661518HR11AD	□□□				78.0#	1161	N/A
LIST											
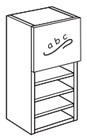	**Dry-Erase Upper Door** • Touch latch cabinet door; optional lock	Hinge Left	18x15x40-7/8	LI661518HL11DEB	□□□	□□□	□□	□□□	78.0#	$ 1079	$ 66
		Hinge Right	18x15x40-7/8	LI661518HR11DEB	□□□	□□□	□□	□□□	78.0#	1079	66
LIST											
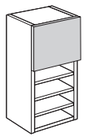	**High-Gloss Acrylic Upper Door** • Touch latch cabinet door; optional lock	Hinge Left	18x15x40-7/8	LI661518HL11HGA	□□□	□□□	□□	□□□	78.0#	$ 1297	$ 66
		Hinge Right	18x15x40-7/8	LI661518HR11HGA	□□□	□□□	□□	□□□	78.0#	1297	66
LIST											
				Ⓐ	Ⓑ	Ⓒ	Ⓓ	Ⓔ			

HOW TO ORDER

Indicate the following information on order form:
1. Quantity of each item.
2. Model number, including options. See "How To Build a Model Number".
3. Any special service required.

Note: • The □ indicates that a choice is required.
- The absence of the □ indicates that no choice is required.
- Alpha-numeric characters in place of □ indicate that no other alternatives are available.

HOW TO BUILD A MODEL NUMBER

Ⓐ Select basic model.

Ⓑ Select laminate color.
Refer to the **Product Color Options** page in this price list.

Ⓒ Select optional door lock.

NDL	- No door lock
WDL	- With door lock

See pricing column for door lock upcharge.

Ⓓ Select lock color.
Refer to the **Product Color Options** page in this price list.

Ⓔ Select key option.

KS	- Key standard
NLC	- No lock core

Only if WDL was selected.

SPECIAL SERVICES

Special Carton Marking

With specially marked information	N/C

Shipping
Ships **assembled, FOB Jasper, IN 47547, freight prepaid.** Freight class 100.

Specifications and prices are subject to change without prior notice.

Surface-Mount Storage
Tall Storage Towers-Closed/Open

Surface-Mount Storage
Tall Storage Towers-Closed/Open

	MODEL	Features	W x D x H	MODEL NUMBER Basic Model	Laminate Color	Door Lock Option	Lock Color	Key Option	Approx. Packaged Weight	Delivered Pricing	Door Lock Upcharge
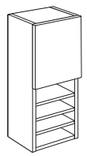	**Tall Tower with Laminate Upper Door** • 25-1/2" high upper storage cabinet • Surface-mounted only; not intended for free standing applications • Three adjustable shelves in lower section • Touch latch cabinet door; optional lock	Hinge Left	18x15x52-7/8	LI661518THL1	☐☐	☐☐☐	☐☐	☐☐☐	95.0#	$ 1292	$ 66
		Hinge Right	18x15x52-7/8	LI661518THR1	☐☐	☐☐☐	☐☐	☐☐☐	95.0#	1292	66
LIST											
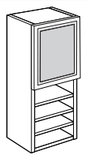	**Tall Tower with Metallic Frosted Acrylic Upper Door** • Touch latch cabinet door; Non-locking door	Hinge Left	18x15x52-7/8	LI661518THL11AD	☐☐				95.0#	$ 1525	N/A
		Hinge Right	18x15x52-7/8	LI661518THR11AD	☐☐				95.0#	1525	N/A
LIST											
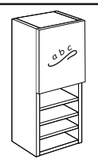	**Tall Tower with Dry-Erase Upper Door** • Touch latch cabinet door; optional lock	Hinge Left	18x15x52-7/8	L661518THL11DEB	☐☐	☐☐☐	☐☐	☐☐☐	95.0#	$ 1344	$ 66
		Hinge Right	18x15x52-7/8	L661518THR11DEB	☐☐	☐☐☐	☐☐	☐☐☐	95.0#	1344	66
LIST											
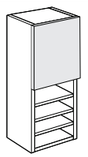	**Tall Tower with High-Gloss Acrylic Upper Door** • Touch latch cabinet door; optional lock	Hinge Left	18x15x52-7/8	L661518THL11HGA	☐☐	☐☐☐	☐☐	☐☐☐	95.0#	$ 1771	$ 66
		Hinge Right	18x15x52-7/8	L661518THR11HGA	☐☐	☐☐☐	☐☐	☐☐☐	95.0#	1771	66
LIST											
				Ⓐ	Ⓑ	Ⓒ	Ⓓ	Ⓔ			

HOW TO ORDER

Indicate the following information on order form:
1. Quantity of each item.
2. Model number, including options. See "How To Build a Model Number".
3. Any special service required.

Note: • The ☐ indicates that a choice is required.
- The absence of the ☐ indicates that no choice is required.
- Alpha-numeric characters in place of ☐ indicate that no other alternatives are available.

HOW TO BUILD A MODEL NUMBER

Ⓐ Select basic model.

Ⓑ Select laminate color.
Refer to the **Product Color Options** page in this price list.

Ⓒ Select optional door lock.

NDL	- No door lock
WDL	- With door lock

See pricing column for door lock upcharge.

Ⓓ Select lock color.
Refer to the **Product Color Options** page in this price list.

Ⓔ Select key option.

KS	- Key standard
NLC	- No lock core

Only if WDL was selected.

SPECIAL SERVICES

Special Carton Marking

With specially marked information	N/C

Shipping

Ships **assembled, FOB Jasper, IN 47547, freight prepaid.** Freight class 100.

Specifications and prices are subject to change without prior notice.

Surface-Mount Storage
Storage Towers-Open

Surface-Mount Storage
Storage Towers-Open

	MODEL	W x D x H	MODEL NUMBER Basic Model	MODEL NUMBER Laminate Color	Approx. Packaged Weight	Delivered Pricing
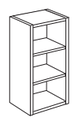	**Storage Tower with Open Bookcase** • Two adjustable shelves • Surface-mounted only; not intended for free standing applications	18x14-1/4x40-7/8	LI661518HB	□□	62.0#	$ 768
LIST						
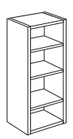	**Tall Storage Tower with Open Bookcase** • Three adjustable shelves • Surface-mounted only; not intended for free standing applications	18x14-1/4x52-7/8	LI661518THB	□□	68.0#	$ 914
LIST						
			Ⓐ	Ⓑ		

HOW TO ORDER

Indicate the following information on order form:
1. Quantity of each item.
2. Model number, including options. See “How To Build a Model Number”.
3. Any special service required.

Note: • The □ indicates that a choice is required.
- The absence of the □ indicates that no choice is required.
- Alpha-numeric characters in place of □ indicate that no other alternatives are available.

HOW TO BUILD A MODEL NUMBER

Ⓐ Select basic model.

Ⓑ Select laminate color.
Refer to the **Product Color Options** page in this price list.

SPECIAL SERVICES

Special Carton Marking

With specially marked information	N/C

Shipping

Ships **assembled, FOB Jasper, IN 47547, freight prepaid.** Freight class 100.

Specifications and prices are subject to change without prior notice.

Surface-Mount Storage
Storage Towers-Closed

Surface-Mount Storage
Storage Towers-Closed

	MODEL	Features	W x D x H	MODEL NUMBER Basic Model	Laminate Color	Door Lock Option	Lock Color	Key Option	Approx. Packaged Weight	Delivered Pricing	Door Lock Upcharge
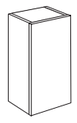	**Laminate Door** • Features one fixed and two adjustable shelves • Surface-mounted only; not intended for free standing applications • Touch latch cabinet door; optional lock	Hinge Left	18x15x40-7/8	LI661518HL3	☐☐	☐☐☐	☐☐	☐☐☐	78.0#	$ 1008	$ 66
		Hinge Right	18x15x40-7/8	LI661518HR3	☐☐	☐☐☐	☐☐	☐☐☐	78.0#	1008	66
LIST											
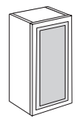	**Metallic Frosted Acrylic Door** • Touch latch cabinet door; Non-locking	Hinge Left	18x15x40-7/8	LI661518HL31AD	☐☐				78.0#	$ 1295	N/A
		Hinge Right	18x15x40-7/8	LI661518HR31AD	☐☐				78.0#	1295	N/A
LIST											
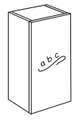	**Dry-Erase Door** • Touch latch cabinet door; optional lock	Hinge Left	18x15x40-7/8	LI661518HL31DEB	☐☐	☐☐☐	☐☐	☐☐☐	78.0#	$ 1077	$ 66
		Hinge Right	18x15x40-7/8	LI661518HR31DEB	☐☐	☐☐☐	☐☐	☐☐☐	78.0#	1077	66
LIST											
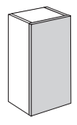	**High-Gloss Acrylic Door** • Touch latch cabinet door; optional lock	Hinge Left	18x15x40-7/8	LI661518HL31HGA	☐☐	☐☐☐	☐☐	☐☐☐	78.0#	$ 1586	$ 66
		Hinge Right	18x15x40-7/8	LI661518HR31HGA	☐☐	☐☐☐	☐☐	☐☐☐	78.0#	1586	66
LIST											
				Ⓐ	Ⓑ	Ⓒ	Ⓓ	Ⓔ			

HOW TO ORDER

Indicate the following information on order form:
1. Quantity of each item.
2. Model number, including options. See "How To Build a Model Number".
3. Any special service required.

Note: • The ☐ indicates that a choice is required.
- The absence of the ☐ indicates that no choice is required.
- Alpha-numeric characters in place of ☐ indicate that no other alternatives are available.

HOW TO BUILD A MODEL NUMBER

Ⓐ Select basic model.

Ⓑ Select laminate color.
Refer to the **Product Color Options** page in this price list.

Ⓒ Select optional door lock.

NDL	- No door lock
WDL	- With door lock

See pricing column for door lock upcharge.

Ⓓ Select lock color.
Refer to the **Product Color Options** page in this price list.

Ⓔ Select key option.

KS	- Key standard
NLC	- No lock core

Only if WDL was selected.

SPECIAL SERVICES

Special Carton Marking

With specially marked information N/C

Shipping

Ships **assembled, FOB Jasper, IN 47547, freight prepaid.** Freight class 100.

Specifications and prices are subject to change without prior notice.

Surface-Mount Storage
Tall Storage Towers-Closed

Surface-Mount Storage
Tall Storage Towers-Closed

	MODEL	Features	W x D x H	MODEL NUMBER Basic Model	Laminate Color	Door Lock Option	Lock Color	Key Option	Approx. Packaged Weight	Delivered Pricing	Door Lock Upcharge
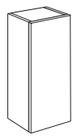	**Tall Tower with Laminate Upper Door** • Features one fixed and three adjustable shelves • Surface-mounted only; not intended for free standing applications • Touch latch cabinet door; optional lock	Hinge Left	18x15x52-7/8	LI661518THL3	□□	□□□	□□	□□□	95.0#	$ 1199	$ 66
		Hinge Right	18x15x52-7/8	LI661518THR3	□□	□□□	□□	□□□	95.0#	1199	66
LIST											
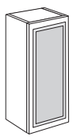	**Tall Tower with Metallic Frosted Acrylic Door** • Touch latch cabinet door; non-locking	Hinge Left	18x15x52-7/8	LI661518THL31AD	□□				95.0#	$ 1575	N/A
		Hinge Right	18x15x52-7/8	LI661518THR31AD	□□				95.0#	1575	N/A
LIST											
	**Tall Tower with Dry-Erase Door** • Touch latch cabinet door; optional lock	Hinge Left	18x15x52-7/8	L661518THL31DEB	□□	□□□	□□	□□□	95.0#	$ 1284	$ 66
		Hinge Right	18x15x52-7/8	L661518THR31DEB	□□	□□□	□□	□□□	95.0#	1284	66
LIST											
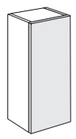	**Tall Tower with High-Gloss Acrylic Door** • Touch latch cabinet door; optional lock	Hinge Left	18x15x52-7/8	L661518THL31HGA	□□	□□□	□□	□□□	95.0#	$ 1950	$ 66
		Hinge Right	18x15x52-7/8	L661518THR31HGA	□□	□□□	□□	□□□	95.0#	1950	66
LIST											
				Ⓐ	Ⓑ	Ⓒ	Ⓓ	Ⓔ			

HOW TO ORDER

Indicate the following information on order form:
1. Quantity of each item.
2. Model number, including options. See "How To Build a Model Number".
3. Any special service required.

Note: • The □ indicates that a choice is required.
- The absence of the □ indicates that no choice is required.
- Alpha-numeric characters in place of □ indicate that no other alternatives are available.

HOW TO BUILD A MODEL NUMBER

Ⓐ Select basic model.

Ⓑ Select laminate color.
Refer to the **Product Color Options** page in this price list.

Ⓒ Select optional door lock.

NDL	- No door lock
WDL	- With door lock

See pricing column for door lock upcharge.

Ⓓ Select lock color.
Refer to the **Product Color Options** page in this price list.

Ⓔ Select key option.

KS	- Key standard
NLC	- No lock core

Only if WDL was selected.

SPECIAL SERVICES

Special Carton Marking

With specially marked information	N/C

Shipping
Ships **assembled, FOB Jasper, IN 47547, freight prepaid.** Freight class 100.

Specifications and prices are subject to change without prior notice.

Surface-Mount Storage
Door Bookcases

Surface-Mount Storage
Door Bookcases

	MODEL	Features	W x D x H	MODEL NUMBER: Basic Model	Laminate Color	Door Finish	Door Lock Option	Lock Color	Key Option	Approx. Packaged Weight	Delivered Pricing	Door Lock Upcharge
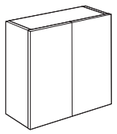	**Two Laminate Doors** • Enclosed cabinet features one fixed and two adjustable shelves • Touch latch doors, optional lock • Surface-mounted only; not intended for free standing applications	Two Doors	30x15x40-7/8	LI661530TUDB	☐☐		☐☐☐	☐☐	☐☐☐	140.0#	$ 1345	$ 85
		Two Doors	36x15x40-7/8	LI661536TUDB	☐☐		☐☐☐	☐☐	☐☐☐	168.0#	1449	85
LITUD												
	**Two Metallic Frosted Acrylic Doors** • Enclosed cabinet features one fixed and two adjustable shelves • Non-locking touch latch doors • Surface-mounted only; not intended for free standing applications	Two Doors	30x15x40-7/8	LI661530TUDB1AD	☐☐					140.0#	$ 1916	N/A
		Two Doors	36x15x40-7/8	LI661536TUDB1AD	☐☐					168.0#	2020	N/A
LITUD												
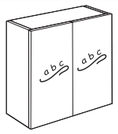	**Two Dry-Erase Doors** • Enclosed cabinet features one fixed and two adjustable shelves • Touch latch doors, optional lock • Surface-mounted only; not intended for free standing applications	Two Doors	30x15x40-7/8	L661530TUDB1DEB	☐☐		☐☐☐	☐☐	☐☐☐	140.0#	$ 1476	$ 85
		Two Doors	36x15x40-7/8	L661536TUDB1DEB	☐☐		☐☐☐	☐☐	☐☐☐	168.0#	1581	85
LITUD												
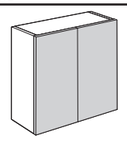	**Two High-Gloss Acrylic Doors** • Enclosed cabinet features one fixed and two adjustable shelves • Touch latch doors, optional lock • Surface-mounted only; not intended for free standing applications	Two Doors	30x15x40-7/8	L661530TUDB1HGA	☐☐	☐☐☐	☐☐☐	☐☐	☐☐☐	140.0#	$ 2522	$ 85
		Two Doors	36x15x40-7/8	L661536TUDB1HGA	☐☐	☐☐☐	☐☐☐	☐☐	☐☐☐	168.0#	2627	85
LITUD												
				Ⓐ	Ⓑ	Ⓒ	Ⓓ	Ⓔ	Ⓕ			

HOW TO ORDER

Indicate the following information on order form:
1. Quantity of each item.
2. Model number, including options. See "How To Build a Model Number".
3. Any special service required.

Note: • The ☐ indicates that a choice is required.
• The absence of the ☐ indicates that no choice is required.
• Alpha-numeric characters in place of ☐ indicate that no other alternatives are available.

HOW TO BUILD A MODEL NUMBER

Ⓐ Select basic model.

Ⓑ Select laminate color.
Refer to the **Product Color Options** page in this price list.

Ⓒ Select door finish.
Refer to the **Product Color Options** page in this price list.

Ⓓ Select optional door lock.

NDL	- No door lock
WDL	- With door lock

See pricing column for door lock upcharge.

Ⓔ Select lock color.
Refer to the **Product Color Options** page in this price list.

Ⓕ Select key option.

NLC	- No lock core
KS	- Key standard

Only if WDL was selected.

SPECIAL SERVICES

Special Carton Marking

With specially marked information N/C

Shipping

Ships **assembled, FOB Jasper, IN 47547, freight prepaid.** Freight class 100.

Specifications and prices are subject to change without prior notice.

Surface-Mount Storage
Tall Door Bookcases

Surface-Mount Storage
Tall Door Bookcases

	MODEL	Features	W x D x H	MODEL NUMBER: Basic Model	Laminate Color	Door Finish	Door Lock Option	Lock Color	Key Option	Approx. Packaged Weight	Delivered Pricing	Door Lock Upcharge
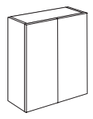	**Tall Two Laminate Doors** • Enclosed cabinet features one fixed and three adjustable shelves • Touch latch doors; optional lock • Surface-mounted only; not intended for free standing applications	Two Doors	30x15x52-7/8	LI661530TTUDB	□□		□□□	□□	□□□	140.0#	$ 1544	$ 85
LITUD		Two Doors	36x15x52-7/8	LI661536TTUDB	□□		□□□	□□	□□□	168.0#	1700	85
	**Tall Two Metallic Frosted Acrylic Doors** • Enclosed cabinet features one fixed and three adjustable shelves • Non-locking touch latch doors • Surface-mounted only; not intended for free standing applications	Two Doors	30x15x52-7/8	L661530TTUDB1AD	□□					140.0#	$ 2290	N/A
LITUD		Two Doors	36x15x52-7/8	L661536TTUDB1AD	□□					168.0#	2445	N/A
	**Tall Two Dry-Erase Doors** • Enclosed cabinet features one fixed and three adjustable shelves • Touch latch doors; optional lock • Surface-mounted only; not intended for free standing applications	Two Doors	30x15x52-7/8	L661530TTUDBDEB	□□		□□□	□□	□□□	140.0#	$ 1716	$ 85
LITUD		Two Doors	36x15x52-7/8	L661536TTUDBDEB	□□		□□□	□□	□□□	168.0#	1871	85
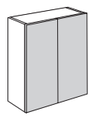	**Tall Two High-Gloss Acrylic Doors** • Enclosed cabinet features one fixed and three adjustable shelves • Touch latch doors; optional lock • Surface-mounted only; not intended for free standing applications	Two Doors	30x15x52-7/8	L661530TTUDBHGA	□□	□□□	□□□	□□	□□□	140.0#	$ 3082	$ 85
LITUD		Two Doors	36x15x52-7/8	L661536TTUDBHGA	□□	□□□	□□□	□□	□□□	168.0#	3238	85
				Ⓐ	Ⓑ	Ⓒ	Ⓓ	Ⓔ	Ⓕ			

HOW TO ORDER

Indicate the following information on order form:
1. Quantity of each item.
2. Model number, including options. See "How To Build a Model Number".
3. Any special service required.

Note: • The □ indicates that a choice is required.
- The absence of the □ indicates that no choice is required.
- Alpha-numeric characters in place of □ indicate that no other alternatives are available.

HOW TO BUILD A MODEL NUMBER

Ⓐ Select basic model.

Ⓑ Select laminate color.
Refer to the **Product Color Options** page in this price list.

Ⓒ Select door finish.
Refer to the **Product Color Options** page in this price list.

Ⓓ Select optional door lock.

NDL	- No door lock
WDL	- With door lock

See pricing column for door lock upcharge.

Ⓔ Select lock color.
Refer to the **Product Color Options** page in this price list.

Ⓕ Select key option.

NLC	- No lock core
KS	- Key standard

Only if WDL was selected.

SPECIAL SERVICES

Special Carton Marking

With specially marked information N/C

Shipping

Ships **assembled, FOB Jasper, IN 47547, freight prepaid.** Freight class 100.

Specifications and prices are subject to change without prior notice.

Surface-Mount Storage
Door Bookcases with Side Bookshelves

Surface-Mount Storage
Door Bookcases with Side Bookshelves

	MODEL	Features	W x D x H	MODEL NUMBER Basic Model	Laminate Color Ⓑ	Door Lock Option Ⓒ	Lock Color Ⓓ	Key Option Ⓔ	Approx. Packaged Weight	Delivered Pricing	Door Lock Upcharge
 LITUD	**Bookshelves Left, Cabinet with Laminate Doors Right** • Enclosed cabinet features two adjustable shelves • 15" clearance on top open fixed shelf; 11-1/2" clearance for two lower sections • Touch latch cabinet door; optional lock • Surface-mounted only; not intended for free standing applications	Shelves Left	30x15x40-7/8	LI663015TUDBL	□□	□□□	□□	□□□	147.0#	$ 1904	$ 85
		Shelves Left	36x15x40-7/8	LI663615TUDBL	□□	□□□	□□	□□□	157.0#	1973	85
 LITUD	**Bookshelves Right, Cabinet with Laminate Doors Left**	Shelves Right	30x15x40-7/8	LI663015TUDBR	□□	□□□	□□	□□□	147.0#	$ 1904	$ 85
		Shelves Right	36x15x40-7/8	LI663615TUDBR	□□	□□□	□□	□□□	157.0#	1973	85
 LITUD	**Bookshelves Left, Cabinet with Frosted Acrylic Doors Right** • Enclosed cabinet features two adjustable shelves • 15" clearance on top open fixed shelf; 11-1/2" clearance for two lower sections • Non-locking touch latch door • Surface-mounted only; not intended for free standing applications	Shelves Left	30x15x40-7/8	L663015TUDBL1AD	□□				147.0#	$ 2475	N/A
		Shelves Left	36x15x40-7/8	L663615TUDBL1AD	□□				157.0#	2544	N/A
 LITUD	**Bookshelves Right, Cabinet with Frosted Acrylic Doors Left**	Shelves Right	30x15x40-7/8	L663015TUDBR1AD	□□				147.0#	$ 2475	N/A
		Shelves Right	36x15x40-7/8	L663615TUDBR1AD	□□				157.0#	2544	N/A
				Ⓐ	Ⓑ	Ⓒ	Ⓓ	Ⓔ			

HOW TO ORDER

Indicate the following information on order form:
1. Quantity of each item.
2. Model number, including options. See "How To Build a Model Number".
3. Any special service required.

Note: • The □ indicates that a choice is required.
- The absence of the □ indicates that no choice is required.
- Alpha-numeric characters in place of □ indicate that no other alternatives are available.

HOW TO BUILD A MODEL NUMBER

Ⓐ Select basic model.

Ⓑ Select laminate color.
Refer to the **Product Color Options** page in this price list.

Ⓒ Select optional door lock.

NDL	- No door lock
WDL	- With door lock

See pricing column for door lock upcharge.

Ⓓ Select lock color.
Refer to the **Product Color Options** page in this price list.

Ⓔ Select key option.

NLC	- No lock core
KS	- Key standard

Only if WDL was selected.

SPECIAL SERVICES

Special Carton Marking

With specially marked information N/C

Shipping

Ships **assembled, FOB Jasper, IN 47547, freight prepaid.** Freight class 100.

Specifications and prices are subject to change without prior notice.

Surface-Mount Storage
Door Bookcases with Side Bookshelves

Surface-Mount Storage
Door Bookcases with Side Bookshelves

	MODEL	Features	W x D x H	MODEL NUMBER: Basic Model	Laminate Color	Door Finish	Door Lock Option	Lock Color	Key Option	Approx. Packaged Weight	Delivered Pricing	Door Lock Upcharge
 LITUD	**Bookshelves Left, Cabinet with Dry-Erase Doors Right** • Enclosed cabinet features two adjustable shelves • 15" clearance on top open fixed shelf; 11-1/2" clearance for two lower sections • Touch latch cabinet door; optional lock • Surface-mounted only; not intended for free standing applications	Shelves Left	30x15x40-7/8	L663015TUDBLDEB	□□		□□□	□□	□□□	147.0#	$ 2036	$ 85
		Shelves Left	36x15x40-7/8	L663615TUDBLDEB	□□		□□□	□□	□□□	157.0#	2106	85
 LITUD	**Bookshelves Right, Cabinet with Dry-Erase Doors Left**	Shelves Right	30x15x40-7/8	L663015TUDBRDEB	□□		□□□	□□	□□□	147.0#	$ 2036	$ 85
		Shelves Right	36x15x40-7/8	L663615TUDBRDEB	□□		□□□	□□	□□□	157.0#	2106	85
 LITUD	**Bookshelves Left, Cabinet with High-Gloss Acrylic Doors Right** • Enclosed cabinet features two adjustable shelves • 15" clearance on top open fixed shelf; 11-1/2" clearance for two lower sections • Touch latch cabinet door; optional lock • Surface-mounted only; not intended for free standing applications	Shelves Left	30x15x40-7/8	L663015TUDBLHGA	□□	□□□	□□□	□□	□□□	147.0#	$ 3081	$ 85
		Shelves Left	36x15x40-7/8	L663615TUDBLHGA	□□	□□□	□□□	□□	□□□	157.0#	3151	85
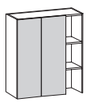 LITUD	**Bookshelves Right, Cabinet with High-Gloss Acrylic Doors Left**	Shelves Right	30x15x40-7/8	L663015TUDBRHGA	□□	□□□	□□□	□□	□□□	147.0#	$ 3081	$ 85
		Shelves Right	36x15x40-7/8	L663615TUDBRHGA	□□	□□□	□□□	□□	□□□	157.0#	3151	85
				Ⓐ	Ⓑ	Ⓒ	Ⓓ	Ⓔ	Ⓕ			

HOW TO ORDER

Indicate the following information on order form:
1. Quantity of each item.
2. Model number, including options. See "How To Build a Model Number".
3. Any special service required.

Note: • The □ indicates that a choice is required.
- The absence of the □ indicates that no choice is required.
- Alpha-numeric characters in place of □ indicate that no other alternatives are available.

HOW TO BUILD A MODEL NUMBER

Ⓐ Select basic model.

Ⓑ Select laminate color.
Refer to the **Product Color Options** page in this price list.

Ⓒ Select door finish.
Refer to the **Product Color Options** page in this price list.

Ⓓ Select optional door lock.

NDL	- No door lock
WDL	- With door lock

See pricing column for door lock upcharge.

Ⓔ Select lock color.
Refer to the **Product Color Options** page in this price list.

Ⓕ Select key option.

NLC	- No lock core
KS	- Key standard

Only if WDL was selected.

SPECIAL SERVICES

Special Carton Marking

With specially marked information	N/C

Shipping

Ships **assembled, FOB Jasper, IN 47547, freight prepaid.** Freight class 100.

Specifications and prices are subject to change without prior notice.

Surface-Mount Storage
Tall Door Bookcases with Side Bookshelves

KI

Surface-Mount Storage
Tall Door Bookcases with Side Bookshelves

	MODEL	Features	W x D x H	MODEL NUMBER Basic Model	Laminate Color (A)	Door Lock Option (B)	Lock Color (C)	Key Option (D)	Approx. Packaged Weight	Delivered Pricing	Door Lock Upcharge
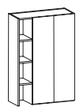 LITUD	**Tall Bookshelves Left, Cabinet with Laminate Doors Right** • Enclosed cabinet features three adjustable shelves • 15" clearance on top open fixed shelf; 12" clearance for three lower fixed sections • Touch latch cabinet door; optional lock • Surface-mounted only; not intended for free standing applications	Shelves Left	30x15x52-7/8	LI663015TTUDBL	□□	□□□	□□	□□□	162.0#	$ 2167	$ 85
		Shelves Left	36x15x52-7/8	LI663615TTUDBL	□□	□□□	□□	□□□	172.0#	2248	85
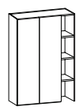 LITUD	**Tall Bookshelves Right, Cabinet with Laminate Doors Left**	Shelves Right	30x15x52-7/8	LI663015TTUDBR	□□	□□□	□□	□□□	162.0#	$ 2167	$ 85
		Shelves Right	36x15x52-7/8	LI663615TTUDBR	□□	□□□	□□	□□□	172.0#	2248	85
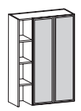 LITUD	**Tall Bookshelves Left, Cabinet with Frosted Acrylic Doors Right** • Enclosed cabinet features three adjustable shelves • 15" clearance on top open fixed shelf; 12" clearance for three lower fixed sections • Non locking touch latch cabinet doors • Surface-mounted only; not intended for free standing applications	Shelves Left	30x15x52-7/8	L663015TTUDBLAD	□□				162.0#	$ 2914	N/A
		Shelves Left	36x15x52-7/8	L663615TTUDBLAD	□□				172.0#	2994	N/A
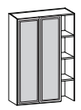 LITUD	**Tall Bookshelves Right, Cabinet with Frosted Acrylic Doors Left**	Shelves Right	30x15x52-7/8	L663015TTUDBRAD	□□				162.0#	$ 2914	N/A
		Shelves Right	36x15x52-7/8	L663615TTUDBRAD	□□				172.0#	2994	N/A
					Ⓐ	Ⓑ	Ⓒ	Ⓓ	Ⓔ		

HOW TO ORDER

Indicate the following information on order form:
1. Quantity of each item.
2. Model number, including options. See "How To Build a Model Number".
3. Any special service required.

Note: • The □ indicates that a choice is required.
- The absence of the □ indicates that no choice is required.
- Alpha-numeric characters in place of □ indicate that no other alternatives are available.

HOW TO BUILD A MODEL NUMBER

Ⓐ Select basic model.

Ⓑ Select laminate color.
Refer to the **Product Color Options** page in this price list.

Ⓒ Select optional door lock.

NDL	- No door lock
WDL	- With door lock

See pricing column for door lock upcharge.

Ⓓ Select lock color.
Refer to the **Product Color Options** page in this price list.

Ⓔ Select key option.

NLC	- No lock core
KS	- Key standard

Only if WDL was selected.

SPECIAL SERVICES

Special Carton Marking

With specially marked information	N/C

Shipping
Ships **assembled, FOB Jasper, IN 47547, freight prepaid.** Freight class 100.

Specifications and prices are subject to change without prior notice.

Surface-Mount Storage
Tall Door Bookcases with Side Bookshelves

Surface-Mount Storage
Tall Door Bookcases with Side Bookshelves

	MODEL	Features	W x D x H	MODEL NUMBER Basic Model	Laminate Color	Door Lock Option	Lock Color	Key Option	Approx. Packaged Weight	Delivered Pricing	Door Lock Upcharge
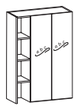 LITUD	**Tall Bookshelves Left, Cabinet with Dry-Erase Doors Right** • Enclosed cabinet features three adjustable shelves • 15" clearance on top open fixed shelf; 12" clearance for three lower sections • Touch latch cabinet door; optional lock • Surface-mounted only; not intended for free standing applications	Shelves Left	30x15x52-7/8	L663015TTDBLDEB	□□	□□□	□□	□□□	162.0#	$ 2339	$ 85
		Shelves Left	36x15x52-7/8	L663615TTDBLDEB	□□	□□□	□□	□□□	172.0#	2419	85
 LITUD	**Tall Bookshelves Right, Cabinet with Dry-Erase Doors Left**	Shelves Right	30x15x52-7/8	L663015TTDBRDEB	□□	□□□	□□	□□□	162.0#	$ 2339	$ 85
		Shelves Right	36x15x52-7/8	L663615TTDBRDEB	□□	□□□	□□	□□□	172.0#	2419	85
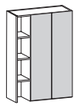 LITUD	**Tall Bookshelves Left, Cabinet with High-Gloss Acrylic Doors Right** • Enclosed cabinet features three adjustable shelves • 15" clearance on top open fixed shelf; 12" clearance for three lower sections • Touch latch cabinet door; optional lock • Surface-mounted only; not intended for free standing applications	Shelves Left	30x15x52-7/8	L663015TTDBLHGA	□□	□□□	□□	□□□	162.0#	$ 3705	$ 85
		Shelves Left	36x15x52-7/8	L663615TTDBLHGA	□□	□□□	□□	□□□	172.0#	3786	85
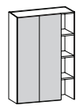 LITUD	**Tall Bookshelves Right, Cabinet with High-Gloss Acrylic Doors Left**	Shelves Right	30x15x52-7/8	L663015TTDBRHGA	□□	□□□	□□	□□□	162.0#	$ 3705	$ 85
		Shelves Right	36x15x52-7/8	L663615TTDBRHGA	□□	□□□	□□	□□□	172.0#	3786	85
				Ⓐ	Ⓑ	Ⓒ	Ⓓ	Ⓔ			

HOW TO ORDER

Indicate the following information on order form:
1. Quantity of each item.
2. Model number, including options. See "How To Build a Model Number".
3. Any special service required.

Note: • The □ indicates that a choice is required.
- The absence of the □ indicates that no choice is required.
- Alpha-numeric characters in place of □ indicate that no other alternatives are available.

HOW TO BUILD A MODEL NUMBER

Ⓐ Select basic model.

Ⓑ Select laminate color.
Refer to the **Product Color Options** page in this price list.

Ⓒ Select optional door lock.

NDL	- No door lock
WDL	- With door lock

See pricing column for door lock upcharge.

Ⓓ Select lock color.
Refer to the **Product Color Options** page in this price list.

Ⓔ Select key option.

NLC	- No lock core
KS	- Key standard

Only if WDL was selected.

SPECIAL SERVICES

Special Carton Marking

With specially marked information	N/C

Shipping

Ships **assembled, FOB Jasper, IN 47547, freight prepaid.** Freight class 100.

Specifications and prices are subject to change without prior notice.

Surface-Mount Storage
Laminate Door Hutches

Surface-Mount Storage
Laminate Door Hutches

	MODEL	Features	W x D x H	MODEL NUMBER: Basic Model	Laminate Color	Task Light Grommet Option	Grommet Color	Lock Option	Key Option	Approx. Packaged Weight	Delivered Pricing	Lock Upcharge
 LIHUD	**Two Laminate Doors** • Center lower grommet located at bottom of hutch standard, specify color • Optional upper task light grommets located at left, center, and right; color matches lower grommet • Field-installed task lights are specified separately • Field-installed tackboards are specified separately; specify 23"H models by hutch width • 23-3/4" clearance below doors	Two Doors	30x15x40-7/8	LI661530HU	□□	□□□	□□	□□	□□	85.0#	$ 876	$ 85
		Two Doors	36x15x40-7/8	LI661536HU	□□	□□□	□□	□□	□□	99.0#	1008	85
		Two Doors	42x15x40-7/8	LI661542HU	□□	□□□	□□	□□	□□	116.0#	1159	85
 LIHUD	**Three Laminate Doors**	Three Doors	48x15x40-7/8	LI661548HU	□□	□□□	□□	□□	□□	85.0#	$ 1544	$ 109
		Three Doors	54x15x40-7/8	LI661554HU	□□	□□□	□□	□□	□□	99.0#	1674	109
 LIHUD	**Four Laminate Doors**	Four Doors	60x15x40-7/8	LI661560HU	□□	□□□	□□	□□	□□	167.0#	$ 1799	$ 109
		Four Doors	66x15x40-7/8	LI661566HU	□□	□□□	□□	□□	□□	175.0#	1831	109
		Four Doors	72x15x40-7/8	LI661572HU	□□	□□□	□□	□□	□□	203.0#	1897	109
		Four Doors	78x15x40-7/8	LI661578HU	□□	□□□	□□	□□	□□	210.0#	2250	109
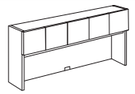 LIHUD	**Five Laminate Doors**	Five Doors	84x15x40-7/8	LI661584HU	□□	□□□	□□	□□	□□	203.0#	$ 2310	$ 132
		Five Doors	90x15x40-7/8	LI661590HU	□□	□□□	□□	□□	□□	210.0#	2678	132
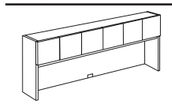 LIHUD	**Six Laminate Doors**	Six Doors	96x15x40-7/8	LI661596HU	□□	□□□	□□	□□	□□	175.0#	$ 2864	$ 132
		Six Doors	102x15x40-7/8	LI6615102HU	□□	□□□	□□	□□	□□	203.0#	2911	132
		Six Doors	108x15x40-7/8	LI6615108HU	□□	□□□	□□	□□	□□	210.0#	3037	132
				Ⓐ	Ⓑ	Ⓒ	Ⓓ	Ⓔ	Ⓕ			

HOW TO ORDER

Indicate the following information on order form:
1. Quantity of each item.
2. Model number, including options. See "How To Build a Model Number".
3. Any special service required.

Note: • The □ indicates that a choice is required.
- The absence of the □ indicates that no choice is required.
- Alpha-numeric characters in place of □ indicate that no other alternatives are available.

HOW TO BUILD A MODEL NUMBER

Ⓐ Select basic model.

Ⓑ Select laminate color.
Refer to the **Product Color Options** page in this price list.

Ⓒ Select task light grommet option.

LWMHU	- Lower grommet only
WMHU	- Upper and lower grommets; add $61

Ⓓ Select grommet color.
Refer to the **Product Color Options** page in this price list.

Ⓔ Select lock option.
See pricing column for lock upcharge.

NL	- No lock (standard)
L	- With lock

Ⓕ Select key option.

KS	- Key standard
NLC	- No lock core

Only use if **L - With lock** was selected.

SPECIAL SERVICES

Special Carton Marking

With specially marked information N/C

Shipping

Ships **assembled, FOB Jasper, IN 47547, freight prepaid.** Freight class 100.

Specifications and prices are subject to change without prior notice.

Surface-Mount Storage
Frosted Acrylic Door Hutches

Surface-Mount Storage
Frosted Acrylic Door Hutches

	MODEL	Features	W x D x H	MODEL NUMBER Basic Model	Laminate Color	Task Light Grommet Option	Grommet Color	Approx. Packaged Weight	Delivered Pricing
 LIHUD	**Two Metallic Framed Frosted Acrylic Doors** • Non-locking doors • Center lower grommet located at bottom of hutch standard, specify color • Optional upper task light grommets located at left, center, and right; color matches lower grommet • Field-installed task lights are specified separately • Field-installed tackboards are specified separately; specify 23"H models by hutch width • 23-3/4" clearance below doors	Two Doors	30x15x40-7/8	LI661530HU1AD	□□	□□□	□□	85.0#	$ 1068
		Two Doors	36x15x40-7/8	LI661536HU1AD	□□	□□□	□□	99.0#	1200
		Two Doors	42x15x40-7/8	LI661542HU1AD	□□	□□□	□□	116.0#	1351
 LIHUD	**Three Metallic Framed Frosted Acrylic Doors**	Three Doors	48x15x40-7/8	LI661548HU1AD	□□	□□□	□□	85.0#	$ 1832
		Three Doors	54x15x40-7/8	LI661554HU1AD	□□	□□□	□□	99.0#	1961
 LIHUD	**Four Metallic Framed Frosted Acrylic Doors**	Four Doors	60x15x40-7/8	LI661560HU1AD	□□	□□□	□□	167.0#	$ 2184
		Four Doors	66x15x40-7/8	LI661566HU1AD	□□	□□□	□□	175.0#	2216
		Four Doors	72x15x40-7/8	LI661572HU1AD	□□	□□□	□□	203.0#	2282
		Four Doors	78x15x40-7/8	LI661578HU1AD	□□	□□□	□□	210.0#	2634
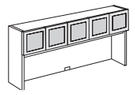 LIHUD	**Five Metallic Framed Frosted Acrylic Doors**	Five Doors	84x15x40-7/8	LI661584HU1AD	□□	□□□	□□	203.0#	$ 2790
		Five Doors	90x15x40-7/8	LI661590HU1AD	□□	□□□	□□	210.0#	3157
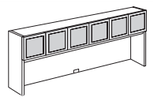 LIHUD	**Six Metallic Framed Frosted Acrylic Doors**	Six Doors	96x15x40-7/8	LI661596HU1AD	□□	□□□	□□	175.0#	$ 3442
		Six Doors	102x15x40-7/8	LI6615102HU1AD	□□	□□□	□□	203.0#	3487
		Six Doors	108x15x40-7/8	LI6615108HU1AD	□□	□□□	□□	210.0#	3613
					Ⓐ	Ⓑ	Ⓒ	Ⓓ	

HOW TO ORDER

Indicate the following information on order form:
1. Quantity of each item.
2. Model number, including options. See "How To Build a Model Number".
3. Any special service required.

Note: • The □ indicates that a choice is required.
- The absence of the □ indicates that no choice is required.
- Alpha-numeric characters in place of □ indicate that no other alternatives are available.

HOW TO BUILD A MODEL NUMBER

Ⓐ Select basic model.

Ⓑ Select laminate color.
Refer to the **Product Color Options** page in this price list.

Ⓒ Select task light grommet option.

LWMHU	- Lower grommet only
WMHU	- Upper and lower grommets; add $61

Ⓓ Select grommet color.
Refer to the **Product Color Options** page in this price list.

SPECIAL SERVICES

Special Carton Marking

With specially marked information N/C

Shipping

Ships **assembled, FOB Jasper, IN 47547, freight prepaid.** Freight class 100.

Specifications and prices are subject to change without prior notice.

Surface-Mount Storage
Dry-Erase Door Hutches

Surface-Mount Storage
Dry-Erase Door Hutches

	MODEL	Features	W x D x H	MODEL NUMBER Basic Model	Laminate Color Ⓑ	Task Light Grommet Option Ⓒ	Grommet Color Ⓓ	Lock Option Ⓔ	Key Option Ⓕ	Approx. Packaged Weight	Delivered Pricing	Lock Upcharge
 LIHUD	**Two Dry-Erase Doors** • Center lower grommet located at bottom of hutch standard, specify color • Optional upper task light grommets located at left, center, and right; color matches lower grommet • Field-installed task lights are specified separately • Field-installed tackboards are specified separately; specify 23"H models by hutch width • 23-3/4" clearance below doors • Dry-erase finish on inner and outer door surfaces	Two Doors	30x15x40-7/8	LI661530HU1DEB	☐☐	☐☐☐	☐☐	☐☐	☐☐	85.0#	$ 919	$ 85
		Two Doors	36x15x40-7/8	LI661536HU1DEB	☐☐	☐☐☐	☐☐	☐☐	☐☐	99.0#	1052	85
		Two Doors	42x15x40-7/8	LI661542HU1DEB	☐☐	☐☐☐	☐☐	☐☐	☐☐	116.0#	1203	85
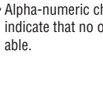 LIHUD	**Three Dry-Erase Doors**	Three Doors	48x15x40-7/8	LI661548HU1DEB	☐☐	☐☐☐	☐☐	☐☐	☐☐	85.0#	$ 1610	$ 109
		Three Doors	54x15x40-7/8	LI661554HU1DEB	☐☐	☐☐☐	☐☐	☐☐	☐☐	99.0#	1738	109
LIHUD	**Four Dry-Erase Doors**	Four Doors	60x15x40-7/8	LI661560HU1DEB	☐☐	☐☐☐	☐☐	☐☐	☐☐	167.0#	$ 1885	$ 109
		Four Doors	66x15x40-7/8	LI661566HU1DEB	☐☐	☐☐☐	☐☐	☐☐	☐☐	175.0#	1918	109
		Four Doors	72x15x40-7/8	LI661572HU1DEB	☐☐	☐☐☐	☐☐	☐☐	☐☐	203.0#	1985	109
		Four Doors	78x15x40-7/8	LI661578HU1DEB	☐☐	☐☐☐	☐☐	☐☐	☐☐	210.0#	2336	109

Ⓐ Ⓑ Ⓒ Ⓓ Ⓔ Ⓕ

HOW TO ORDER

Indicate the following information on order form:
1. Quantity of each item.
2. Model number, including options. See "How To Build a Model Number".
3. Any special service required.

Note: • The ☐ indicates that a choice is required.
- The absence of the ☐ indicates that no choice is required.
- Alpha-numeric characters in place of ☐ indicate that no other alternatives are available.

HOW TO BUILD A MODEL NUMBER

Ⓐ Select basic model.

Ⓑ Select laminate color.
Refer to the **Product Color Options** page in this price list.

Ⓒ Select task light grommet option.

LWMHU	- Lower grommet only
WMHU	- Upper and lower grommets; add $61

Ⓓ Select grommet color.
Refer to the **Product Color Options** page in this price list.

Ⓔ Select lock option.

NL	- No lock (standard)
L	- With lock

See pricing column for lock upcharge.

Ⓕ Select key option.

KS	- Key standard
NLC	- No lock core

Only use if **L - With lock** was selected.

SPECIAL SERVICES

Special Carton Marking

With specially marked information N/C

Shipping

Ships **assembled, FOB Jasper, IN 47547, freight prepaid.** Freight class 100.

Specifications and prices are subject to change without prior notice.

Surface-Mount Storage
Dry-Erase Door Hutches

Surface-Mount Storage
Dry-Erase Door Hutches

	MODEL	Features	W x D x H	MODEL NUMBER: Basic Model	Laminate Color Ⓑ	Task Light Grommet Option Ⓒ	Grommet Color Ⓓ	Lock Option Ⓔ	Key Option Ⓕ	Approx. Packaged Weight	Delivered Pricing	Lock Upcharge
 LIHUD	**Five Dry-Erase Doors** • Center lower grommet located at bottom of hutch standard, specify color • Optional upper task light grommets located at left, center, and right; color matches lower grommet • Field-installed task lights are specified separately • Field-installed tackboards are specified separately; specify 23"H models by hutch width • 23-3/4" clearance below doors • Dry-erase finish on inner and outer door surfaces	Five Doors	84x15x40-7/8	LI661584HU1DEB	□□	□□□	□□	□□	□□	203.0#	$ 2418	$ 132
		Five Doors	90x15x40-7/8	LI661590HU1DEB	□□	□□□	□□	□□	□□	210.0#	2786	132
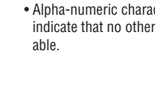 LIHUD	**Six Dry-Erase Doors**	Six Doors	96x15x40-7/8	LI661596HU1DEB	□□	□□□	□□	□□	□□	175.0#	$ 2996	$ 132
		Six Doors	102x15x40-7/8	LI6615102HU1DEB	□□	□□□	□□	□□	□□	203.0#	3041	132
		Six Doors	108x15x40-7/8	LI6615108HU1DEB	□□	□□□	□□	□□	□□	210.0#	3167	132

Ⓐ Ⓑ Ⓒ Ⓓ Ⓔ Ⓕ

HOW TO ORDER

Indicate the following information on order form:
1. Quantity of each item.
2. Model number, including options. See "How To Build a Model Number".
3. Any special service required.

Note: • The □ indicates that a choice is required.
- The absence of the □ indicates that no choice is required.
- Alpha-numeric characters in place of □ indicate that no other alternatives are available.

HOW TO BUILD A MODEL NUMBER

Ⓐ Select basic model.

Ⓑ Select laminate color.
Refer to the **Product Color Options** page in this price list.

Ⓒ Select task light grommet option.

LWMHU	- Lower grommet only
WMHU	- Upper and lower grommets; add $61

Ⓓ Select grommet color.
Refer to the **Product Color Options** page in this price list.

Ⓔ Select lock option.

NL	- No lock (standard)
L	- With lock

See pricing column for lock upcharge.

Ⓕ Select key option.

KS	- Key standard
NLC	- No lock core

Only use if **L - With lock** was selected.

SPECIAL SERVICES

Special Carton Marking

With specially marked information	N/C

Shipping
Ships **assembled, FOB Jasper, IN 47547, freight prepaid.** Freight class 100.

Specifications and prices are subject to change without prior notice.

Surface-Mount Storage
High-Gloss Acrylic Door Hutches

Surface-Mount Storage
High-Gloss Acrylic Door Hutches

	Features	W x D x H	MODEL NUMBER Basic Model	Door Finish Ⓑ	Laminate Color Ⓒ	Task Light Grommet Option Ⓓ	Grommet Color Ⓔ	Lock Option Ⓕ	Key Option Ⓖ	Approx. Packaged Weight	Delivered Pricing	Lock Upcharge
	Two Doors	30x15x40-7/8	LI661530HU1HGA	□□	□□	□□□	□□	□□	□□	85.0#	$ 1284	$ 85
	Two Doors	36x15x40-7/8	LI661536HU1HGA	□□	□□	□□□	□□	□□	□□	99.0#	1416	85
	Two Doors	42x15x40-7/8	LI661542HU1HGA	□□	□□	□□□	□□	□□	□□	116.0#	1568	85
LIHUD												
Two High-Gloss Acrylic Doors												
• Center lower grommet located at bottom of hutch standard, specify color • Optional upper task light grommets located at left, center, and right; color matches lower grommet • Field-installed task lights are specified separately • Field-installed tackboards are specified separately; specify 23"H models by hutch width • 23-3/4" clearance below doors												
	Three Doors	48x15x40-7/8	LI661548HU1HGA	□□	□□	□□□	□□	□□	□□	85.0#	$ 2158	$ 109
	Three Doors	54x15x40-7/8	LI661554HU1HGA	□□	□□	□□□	□□	□□	□□	99.0#	2286	109
LIHUD												
Three High-Gloss Acrylic Doors												
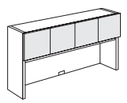	Four Doors	60x15x40-7/8	LI661560HU1HGA	□□	□□	□□□	□□	□□	□□	167.0#	$ 2617	$ 109
	Four Doors	66x15x40-7/8	LI661566HU1HGA	□□	□□	□□□	□□	□□	□□	175.0#	2648	109
	Four Doors	72x15x40-7/8	LI661572HU1HGA	□□	□□	□□□	□□	□□	□□	203.0#	2714	109
	Four Doors	78x15x40-7/8	LI661578HU1HGA	□□	□□	□□□	□□	□□	□□	210.0#	3067	109
LIHUD												
Four High-Gloss Acrylic Doors												
				Ⓐ	Ⓑ	Ⓒ	Ⓓ	Ⓔ	Ⓕ	Ⓖ		

HOW TO ORDER

Indicate the following information on order form:
1. Quantity of each item.
2. Model number, including options. See "How To Build a Model Number".
3. Any special service required.

Note: • The □ indicates that a choice is required.
• The absence of the □ indicates that no choice is required.
• Alpha-numeric characters in place of □ indicate that no other alternatives are available.

HOW TO BUILD A MODEL NUMBER

Ⓐ Select basic model.

Ⓑ Select door finish.
Refer to the **Product Color Options** page in this price list.

Ⓒ Select laminate color.
Refer to the **Product Color Options** page in this price list.

Ⓓ Select task light grommet option.

LWMHU	- Lower grommet only
WMHU	- Upper and lower grommets; add $61

Ⓔ Select grommet color.
Refer to the **Product Color Options** page in this price list.

Ⓕ Select lock option.

NL	- No lock (standard)
L	- With lock

See pricing column for lock upcharge.

Ⓖ Select key option.

KS	- Key standard
NLC	- No lock core

Only use if **L - With lock** was selected.

SPECIAL SERVICES

Special Carton Marking

With specially marked information N/C

Shipping

Ships **assembled, FOB Jasper, IN 47547, freight prepaid.** Freight class 100.

Specifications and prices are subject to change without prior notice.

Surface-Mount Storage
High-Gloss Acrylic Door Hutches

Surface-Mount Storage
High-Gloss Acrylic Door Hutches

			MODEL NUMBER								
	Features	W x D x H	Basic Model	Door Finish	Laminate Color	Task Light Grommet Option	Grommet Color	Lock Option	Key Option	Approx. Packaged Weight	Delivered Pricing	Lock Upcharge
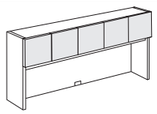 LIHUD	Five Doors	84x15x40-7/8	LI661584HU1HGA	☐☐	☐☐	☐☐☐	☐☐	☐☐	☐☐	203.0#	$ 3332	$ 132
Five High-Gloss Acrylic Doors	Five Doors	90x15x40-7/8	LI661590HU1HGA	☐☐	☐☐	☐☐☐	☐☐	☐☐	☐☐	210.0#	3699	132
• Center lower grommet located at bottom of hutch standard, specify color • Optional upper task light grommets located at left, center, and right; color matches lower grommet • Field-installed task lights are specified separately • Field-installed tackboards are specified separately; specify 23"H models by hutch width • 23-3/4" clearance below doors												
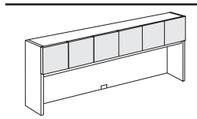 LIHUD	Six Doors	96x15x40-7/8	LI661596HU1HGA	☐☐	☐☐	☐☐☐	☐☐	☐☐	☐☐	175.0#	$ 4091	$ 132
Six High-Gloss Acrylic Doors	Six Doors	102x15x40-7/8	LI6615102HU1HGA	☐☐	☐☐	☐☐☐	☐☐	☐☐	☐☐	203.0#	4136	132
	Six Doors	108x15x40-7/8	LI6615108HU1HGA	☐☐	☐☐	☐☐☐	☐☐	☐☐	☐☐	210.0#	4262	132

Ⓐ Ⓑ Ⓒ Ⓓ Ⓔ Ⓕ Ⓖ

HOW TO ORDER

Indicate the following information on order form:
1. Quantity of each item.
2. Model number, including options. See "How To Build a Model Number".
3. Any special service required.

Note: • The ☐ indicates that a choice is required.
• The absence of the ☐ indicates that no choice is required.
• Alpha-numeric characters in place of ☐ indicate that no other alternatives are available.

HOW TO BUILD A MODEL NUMBER

Ⓐ Select basic model.

Ⓑ Select door finish.
Refer to the **Product Color Options** page in this price list.

Ⓒ Select laminate color.
Refer to the **Product Color Options** page in this price list.

Ⓓ Select task light grommet option.

LWMHU	- Lower grommet only
WMHU	- Upper and lower grommets; add $61

Ⓔ Select grommet color.
Refer to the **Product Color Options** page in this price list.

Ⓕ Select lock option.

NL	- No lock (standard)
L	- With lock

See pricing column for lock upcharge.

Ⓖ Select key option.

KS	- Key standard
NLC	- No lock core

Only use if **L - With lock** was selected.

SPECIAL SERVICES

Special Carton Marking

With specially marked information	N/C

Shipping
Ships **assembled, FOB Jasper, IN 47547, freight prepaid.** Freight class 100.

Specifications and prices are subject to change without prior notice.

Surface-Mount Storage
Laminate Door Hutches with Paper Sorter

Surface-Mount Storage
Laminate Door Hutches with Paper Sorter

	Features	W x D x H	MODEL NUMBER Basic Model	Laminate Color Ⓑ	Task Light Grommet Option Ⓒ	Grommet Color Ⓓ	Lock Option Ⓔ	Key Option Ⓕ	Divider Selection Ⓖ	Approx. Packaged Weight	Delivered Pricing	Lock Upcharge
 LIHUS **Two Laminate Doors and Paper Sorter** • Center lower grommet located at bottom of hutch standard, specify color • Optional upper task light grommets located at left, center, and right; color matches lower grommet • Field-installed task lights are specified separately • Field-installed tackboards are specified separately; specify 19"H models by hutch width • 19-3/4" clearance below doors	Two Doors/Two Slots	30x15x40-7/8	LI661530HUS	□□	□□□	□□	□□	□□	□□	85.0#	$ 1370	$ 85
	Two Doors/Two Slots	36x15x40-7/8	LI661536HUS	□□	□□□	□□	□□	□□	□□	99.0#	1538	85
	Two Doors/Two Slots	42x15x40-7/8	LI661542HUS	□□	□□□	□□	□□	□□	□□	116.0#	1745	85
 LIHUS **Three Laminate Doors and Paper Sorter**	Three Doors/Three Slots	48x15x40-7/8	LI661548HUS	□□	□□□	□□	□□	□□	□□	85.0#	$ 2174	$ 109
	Three Doors/Three Slots	54x15x40-7/8	LI661554HUS	□□	□□□	□□	□□	□□	□□	99.0#	2352	109
 LIHUS **Four Laminate Doors and Paper Sorter**	Four Doors/Four Slots	60x15x40-7/8	LI661560HUS	□□	□□□	□□	□□	□□	□□	167.0#	$ 2527	$ 109
	Four Doors/Four Slots	66x15x40-7/8	LI661566HUS	□□	□□□	□□	□□	□□	□□	175.0#	2610	109
	Four Doors/Four Slots	72x15x40-7/8	LI661572HUS	□□	□□□	□□	□□	□□	□□	203.0#	2723	109
	Four Doors/Four Slots	78x15x40-7/8	LI661578HUS	□□	□□□	□□	□□	□□	□□	210.0#	3129	109

Ⓐ Ⓑ Ⓒ Ⓓ Ⓔ Ⓕ Ⓖ

HOW TO ORDER

Indicate the following information on order form:
1. Quantity of each item.
2. Model number, including options. See "How To Build a Model Number".
3. Any special service required.

Note: • The □ indicates that a choice is required.
- The absence of the □ indicates that no choice is required.
- Alpha-numeric characters in place of □ indicate that no other alternatives are available.

HOW TO BUILD A MODEL NUMBER

Ⓐ Select basic model.

Ⓑ Select laminate color.
Refer to the **Product Color Options** page in this price list.

Ⓒ Select task light grommet option.

LWMHU	- Lower grommet only
WMHUB	- Upper and lower grommets; add $61

Ⓓ Select grommet color.
Refer to the **Product Color Options** page in this price list.

Ⓔ Select lock option.

NL	- No lock (standard)
L	- With lock

See pricing column for lock upcharge.

Ⓕ Select key option.

KS	- Key standard
NLC	- No lock core

Only use if **L - With lock** was selected.

Ⓖ Select divider selection.

PCH	- Chrome
PLM	- Laminate

Refer to the **Product Color Options** page in this price list.

SPECIAL SERVICES

Special Carton Marking

With specially marked information N/C

Shipping

Ships **assembled, FOB Jasper, IN 47547, freight prepaid.** Freight class 100.

Specifications and prices are subject to change without prior notice.

Surface-Mount Storage
Laminate Door Hutches with Paper Sorter

Surface-Mount Storage
Laminate Door Hutches with Paper Sorter

	Features	W x D x H	MODEL NUMBER Basic Model	Laminate Color Ⓑ	Task Light Grommet Option Ⓒ	Grommet Color Ⓓ	Lock Option Ⓔ	Key Option Ⓕ	Divider Selection Ⓖ	Approx. Packaged Weight	Delivered Pricing	Lock Upcharge
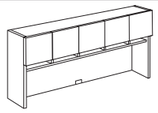 LIHUS **Five Laminate Doors and Paper Sorter** • Center lower grommet located at bottom of hutch standard, specify color • Optional upper task light grommets located at left, center, and right; color matches lower grommet • Field-installed task lights are specified separately • Field-installed tackboards are specified separately; specify 19"H models by hutch width • 19-3/4" clearance below doors	Five Doors/Five Slots	84x15x40-7/8	LI661584HUS	□□	□□□	□□	□□	□□	□□	203.0#	$ 3243	$ 132
	Five Doors/Five Slots	90x15x40-7/8	LI661590HUS	□□	□□□	□□	□□	□□	□□	210.0#	3668	132
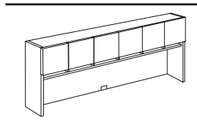 LIHUS **Six Laminate Doors and Paper Sorter**	Six Doors/Six Slots	96x15x40-7/8	LI661596HUS	□□	□□□	□□	□□	□□	□□	175.0#	$ 3901	$ 132
	Six Doors/Six Slots	102x15x40-7/8	LI6615102HUS	□□	□□□	□□	□□	□□	□□	203.0#	3990	132
	Six Doors/Six Slots	108x15x40-7/8	LI6615108HUS	□□	□□□	□□	□□	□□	□□	210.0#	4162	132
				Ⓐ	Ⓑ	Ⓒ	Ⓓ	Ⓔ	Ⓕ	Ⓖ		

HOW TO ORDER

Indicate the following information on order form:
1. Quantity of each item.
2. Model number, including options. See "How To Build a Model Number".
3. Any special service required.

Note: • The □ indicates that a choice is required.
• The absence of the □ indicates that no choice is required.
• Alpha-numeric characters in place of □ indicate that no other alternatives are available.

HOW TO BUILD A MODEL NUMBER

Ⓐ Select basic model.

Ⓑ Select laminate color.
Refer to the **Product Color Options** page in this price list.

Ⓒ Select task light grommet option.

LWMHU	- Lower grommet only
WMHUB	- Upper and lower grommets; add $61

Ⓓ Select grommet color.
Refer to the **Product Color Options** page in this price list.

Ⓔ Select lock option.

NL	- No lock (standard)
L	- With lock

See pricing column for lock upcharge.

Ⓕ Select key option.

KS	- Key standard
NLC	- No lock core

Only use if **L - With lock** was selected.

Ⓖ Select divider selection.

PCH	- Chrome
PLM	- Laminate

Refer to the **Product Color Options** page in this price list.

SPECIAL SERVICES

Special Carton Marking

With specially marked information	N/C

Shipping

Ships **assembled, FOB Jasper, IN 47547, freight prepaid.** Freight class 100.

Specifications and prices are subject to change without prior notice.

Surface-Mount Storage
Frosted Acrylic Door Hutches with Paper Sorter

Surface-Mount Storage
Frosted Acrylic Door Hutches with Paper Sorter

	Features	W x D x H	MODEL NUMBER Basic Model	Laminate Color	Task Light Grommet Option	Grommet Color	Divider Selection	Approx. Packaged Weight	Delivered Pricing
	Two Doors/Two Slots	30x15x40-7/8	LI661530HUS1AD	□□	□□□	□□	□□	85.0#	$ 1562
	Two Doors/Two Slots	36x15x40-7/8	LI661536HUS1AD	□□	□□□	□□	□□	99.0#	1740
	Two Doors/Two Slots	42x15x40-7/8	LI661542HUS1AD	□□	□□□	□□	□□	116.0#	1937
LIHUS									
Two Metallic Framed Frosted Acrylic Doors and Paper Sorter									
• Non-locking doors • Center lower grommet located at bottom of hutch standard, specify color • Optional upper task light grommets located at left, center, and right; color matches lower grommet • Field-installed task lights are specified separately • Field-installed tackboards are specified separately; specify 19"H models by hutch width • 19-3/4" clearance below doors									
	Three Doors/Three Slots	48x15x40-7/8	LI661548HUS1AD	□□	□□□	□□	□□	85.0#	$ 2462
	Three Doors/Three Slots	54x15x40-7/8	LI661554HUS1AD	□□	□□□	□□	□□	99.0#	2641
LIHUS									
Three Metallic Framed Frosted Acrylic Doors and Paper Sorter									
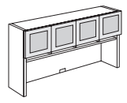	Four Doors/Four Slots	60x15x40-7/8	LI661560HUS1AD	□□	□□□	□□	□□	167.0#	$ 2912
	Four Doors/Four Slots	66x15x40-7/8	LI661566HUS1AD	□□	□□□	□□	□□	175.0#	2996
	Four Doors/Four Slots	72x15x40-7/8	LI661572HUS1AD	□□	□□□	□□	□□	203.0#	3107
	Four Doors/Four Slots	78x15x40-7/8	LI661578HUS1AD	□□	□□□	□□	□□	210.0#	3513
LIHUS									
Four Metallic Framed Frosted Acrylic Doors and Paper Sorter									
			Ⓐ	Ⓑ	Ⓒ	Ⓓ	Ⓔ		

HOW TO ORDER

Indicate the following information on order form:
1. Quantity of each item.
2. Model number, including options. See "How To Build a Model Number".
3. Any special service required.

Note: • The □ indicates that a choice is required.
- The absence of the □ indicates that no choice is required.
- Alpha-numeric characters in place of □ indicate that no other alternatives are available.

HOW TO BUILD A MODEL NUMBER

Ⓐ Select basic model.

Ⓑ Select laminate color.
Refer to the **Product Color Options** page in this price list.

Ⓒ Select task light grommet option.

LWMHU	- Lower grommet only
WMHUB	- Upper and lower grommets; add $61

Ⓓ Select grommet color.
Refer to the **Product Color Options** page in this price list.

Ⓔ Select divider selection.

PCH	- Chrome
PLM	- Laminate

Refer to the **Product Color Options** page in this price list.

SPECIAL SERVICES

Special Carton Marking

With specially marked information N/C

Shipping

Ships **assembled, FOB Jasper, IN 47547, freight prepaid.** Freight class 100.

Specifications and prices are subject to change without prior notice.

Surface-Mount Storage
Frosted Acrylic Door Hutches with Paper Sorter

Surface-Mount Storage
Frosted Acrylic Door Hutches with Paper Sorter

	Features	W x D x H	MODEL NUMBER Basic Model	Laminate Color	Task Light Grommet Option	Grommet Color	Divider Selection	Approx. Packaged Weight	Delivered Pricing
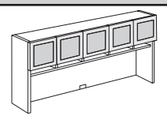	Five Doors/Five Slots	84x15x40-7/8	LI661584HUS1AD	☐☐	☐☐☐	☐☐	☐☐	203.0#	$ 3724
	Five Doors/Five Slots	90x15x40-7/8	LI661590HUS1AD	☐☐	☐☐☐	☐☐	☐☐	210.0#	4149
LIHUS **Five Metallic Framed Frosted Acrylic Doors and Paper Sorter** • Non-locking doors • Center lower grommet located at bottom of hutch standard, specify color • Optional upper task light grommets located at left, center, and right; color matches lower grommet • Field-installed task lights are specified separately • Field-installed tackboards are specified separately; specify 19"H models by hutch width • 19-3/4" clearance below doors									
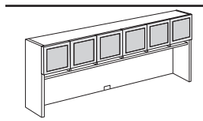	Six Doors/Six Slots	96x15x40-7/8	LI661596HUS1AD	☐☐	☐☐☐	☐☐	☐☐	175.0#	$ 4477
	Six Doors/Six Slots	102x15x40-7/8	LI6615102HUS1AD	☐☐	☐☐☐	☐☐	☐☐	203.0#	4566
	Six Doors/Six Slots	108x15x40-7/8	LI6615108HUS1AD	☐☐	☐☐☐	☐☐	☐☐	210.0#	4740
LIHUS **Six Metallic Framed Frosted Acrylic Doors and Paper Sorter**									
			Ⓐ	Ⓑ	Ⓒ	Ⓓ	Ⓔ		

HOW TO ORDER

Indicate the following information on order form:
1. Quantity of each item.
2. Model number, including options. See "How To Build a Model Number".
3. Any special service required.

Note: • The ☐ indicates that a choice is required.
- The absence of the ☐ indicates that no choice is required.
- Alpha-numeric characters in place of ☐ indicate that no other alternatives are available.

HOW TO BUILD A MODEL NUMBER

Ⓐ Select basic model.

Ⓑ Select laminate color.
Refer to the **Product Color Options** page in this price list.

Ⓒ Select task light grommet option.

LWMHU	- Lower grommet only
WMHUB	- Upper and lower grommets; add $61

Ⓓ Select grommet color.
Refer to the **Product Color Options** page in this price list.

Ⓔ Select divider selection.

PCH	- Chrome
PLM	- Laminate

Refer to the **Product Color Options** page in this price list.

SPECIAL SERVICES

Special Carton Marking

With specially marked information	N/C

Shipping
Ships **assembled, FOB Jasper, IN 47547, freight prepaid.** Freight class 100.

Specifications and prices are subject to change without prior notice.

Surface-Mount Storage
Dry-Erase Door Hutches with Paper Sorter

Surface-Mount Storage
Dry-Erase Door Hutches with Paper Sorter

	Features	W x D x H	MODEL NUMBER Basic Model	Laminate Color	Task Light Grommet Option	Grommet Color	Lock Option	Key Option	Divider Selection	Approx. Packaged Weight	Delivered Pricing	Lock Upcharge
 LIHUS	Two Doors/Two Slots	30x15x40-7/8	LI661530HUS1DEB	□□	□□□	□□	□□	□□	□□	85.0#	$ 1413	$ 85
	Two Doors/Two Slots	36x15x40-7/8	LI661536HUS1DEB	□□	□□□	□□	□□	□□	□□	99.0#	1591	85
	Two Doors/Two Slots	42x15x40-7/8	LI661542HUS1DEB	□□	□□□	□□	□□	□□	□□	116.0#	1788	85
Two Dry-Erase Doors and Paper Sorter												
• Center lower grommet located at bottom of hutch standard, specify color • Optional upper task light grommets located at left, center, and right; color matches lower grommet • Field-installed task lights are specified separately • Field-installed tackboards are specified separately; specify 19"H models by hutch width • 19-3/4" clearance below doors • Dry-erase finish on inner and outer door surfaces												
 LIHUS	Three Doors/Three Slots	48x15x40-7/8	LI661548HUS1DEB	□□	□□□	□□	□□	□□	□□	85.0#	$ 2239	$ 109
	Three Doors/Three Slots	54x15x40-7/8	LI661554HUS1DEB	□□	□□□	□□	□□	□□	□□	99.0#	2417	109
Three Dry-Erase Doors and Paper Sorter												
 LIHUS	Four Doors/Four Slots	60x15x40-7/8	LI661560HUS1DEB	□□	□□□	□□	□□	□□	□□	167.0#	$ 2615	$ 109
	Four Doors/Four Slots	66x15x40-7/8	LI661566HUS1DEB	□□	□□□	□□	□□	□□	□□	175.0#	2696	109
	Four Doors/Four Slots	72x15x40-7/8	LI661572HUS1DEB	□□	□□□	□□	□□	□□	□□	203.0#	2810	109
	Four Doors/Four Slots	78x15x40-7/8	LI661578HUS1DEB	□□	□□□	□□	□□	□□	□□	210.0#	3216	109
Four Dry-Erase Doors and Paper Sorter												
			Ⓐ	Ⓑ	Ⓒ	Ⓓ	Ⓔ	Ⓕ	Ⓖ			

HOW TO ORDER

Indicate the following information on order form:
1. Quantity of each item.
2. Model number, including options. See "How To Build a Model Number".
3. Any special service required.

Note: • The □ indicates that a choice is required.
- The absence of the □ indicates that no choice is required.
- Alpha-numeric characters in place of □ indicate that no other alternatives are available.

HOW TO BUILD A MODEL NUMBER

Ⓐ Select basic model.

Ⓑ Select laminate color.
Refer to the **Product Color Options** page in this price list.

Ⓒ Select task light grommet option.

LWMHU	- Lower grommet only
WMHUB	- Upper and lower grommets; add $61

Ⓓ Select grommet color.
Refer to the **Product Color Options** page in this price list.

Ⓔ Select lock option.

NL	- No lock (standard)
L	- With lock

See pricing column for lock upcharge.

Ⓕ Select key option.

KS	- Key standard
NLC	- No lock core

Only use if **L - With lock** was selected.

Ⓖ Select divider selection.

PCH	- Chrome
PLM	- Laminate

Refer to the **Product Color Options** page in this price list.

SPECIAL SERVICES

Special Carton Marking

With specially marked information N/C

Shipping

Ships **assembled, FOB Jasper, IN 47547, freight prepaid.** Freight class 100.

Specifications and prices are subject to change without prior notice.

Surface-Mount Storage
Dry-Erase Door Hutches with Paper Sorter

Surface-Mount Storage
Dry-Erase Door Hutches with Paper Sorter

	Features	W x D x H	MODEL NUMBER Basic Model	Laminate Color	Task Light Grommet Option	Grommet Color	Lock Option	Key Option	Divider Selection	Approx. Packaged Weight	Delivered Pricing	Lock Upcharge
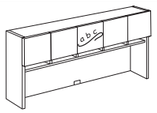 LIHUS **Five Dry-Erase Doors and Paper Sorter** • Center lower grommet located at bottom of hutch standard, specify color • Optional upper task light grommets located at left, center, and right; color matches lower grommet • Field-installed task lights are specified separately • Field-installed tackboards are specified separately; specify 19"H models by hutch width • 19-3/4" clearance below doors • Dry-erase finish on inner and outer door surfaces	Five Doors/Five Slots	84x15x40-7/8	LI661584HUS1DEB	□□	□□□	□□	□□	□□	□□	203.0#	$ 3352	$ 132
	Five Doors/Five Slots	90x15x40-7/8	LI661590HUS1DEB	□□	□□□	□□	□□	□□	□□	210.0#	3776	132
 LIHUS **Six Dry-Erase Doors and Paper Sorter**	Six Doors/Six Slots	96x15x40-7/8	LI661596HUS1DEB	□□	□□□	□□	□□	□□	□□	175.0#	$ 4031	$ 132
	Six Doors/Six Slots	102x15x40-7/8	L6615102HUS1DEB	□□	□□□	□□	□□	□□	□□	203.0#	4119	132
	Six Doors/Six Slots	108x15x40-7/8	L6615108HUS1DEB	□□	□□□	□□	□□	□□	□□	210.0#	4293	132

Ⓐ Ⓑ Ⓒ Ⓓ Ⓔ Ⓕ Ⓖ

HOW TO ORDER

Indicate the following information on order form:
1. Quantity of each item.
2. Model number, including options. See "How To Build a Model Number".
3. Any special service required.

Note: • The □ indicates that a choice is required.
• The absence of the □ indicates that no choice is required.
• Alpha-numeric characters in place of □ indicate that no other alternatives are available.

HOW TO BUILD A MODEL NUMBER

Ⓐ Select basic model.

Ⓑ Select laminate color.
Refer to the **Product Color Options** page in this price list.

Ⓒ Select task light grommet option.

LWMHU	- Lower grommet only
WMHUB	- Upper and lower grommets; add $61

Ⓓ Select grommet color.
Refer to the **Product Color Options** page in this price list.

Ⓔ Select lock option.

NL	- No lock (standard)
L	- With lock

See pricing column for lock upcharge.

Ⓕ Select key option.

KS	- Key standard
NLC	- No lock core

Only use if **L - With lock** was selected.

Ⓖ Select divider selection.

PCH	- Chrome
PLM	- Laminate

Refer to the **Product Color Options** page in this price list.

SPECIAL SERVICES

Special Carton Marking

With specially marked information	N/C

Shipping

Ships **assembled, FOB Jasper, IN 47547, freight prepaid.** Freight class 100.

Specifications and prices are subject to change without prior notice.

Surface-Mount Storage

High-Gloss Acrylic Door Hutches with Paper Sorter

Surface-Mount Storage
High-Gloss Acrylic Door Hutches with Paper Sorter

	Features	W x D x H	MODEL NUMBER Basic Model	Door Finish Ⓑ	Laminate Color Ⓒ	Task Light Grommet Option Ⓓ	Grommet Color Ⓔ	Lock Option Ⓕ	Key Option Ⓖ	Divider Selection Ⓗ	Approx. Packaged Weight	Delivered Pricing	Lock Upcharge
 LIHUS **Two High-Gloss Acrylic Doors and Paper Sorter** • Center lower grommet located at bottom of hutch standard, specify color • Optional upper task light grommets located at left, center, and right; color matches lower grommet • Field-installed task lights are specified separately • Field-installed tackboards are specified separately; specify 19"H models by hutch width • 19-3/4" clearance below doors	Two Doors/Two Slots	30x15x40-7/8	LI661530HUS1HGA	□□	□□	□□□	□□	□□	□□	□□	85.0#	$ 1779	$ 85
	Two Doors/Two Slots	36x15x40-7/8	LI661536HUS1HGA	□□	□□	□□□	□□	□□	□□	□□	99.0#	1956	85
	Two Doors/Two Slots	42x15x40-7/8	LI661542HUS1HGA	□□	□□	□□□	□□	□□	□□	□□	116.0#	2154	85
 LIHUS **Three High-Gloss Acrylic Doors and Paper Sorter**	Three Doors/Three Slots	48x15x40-7/8	LI661548HUS1HGA	□□	□□	□□□	□□	□□	□□	□□	85.0#	$ 2787	$ 109
	Three Doors/Three Slots	54x15x40-7/8	LI661554HUS1HGA	□□	□□	□□□	□□	□□	□□	□□	99.0#	2964	109
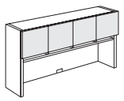 LIHUS **Four High-Gloss Acrylic Doors and Paper Sorter**	Four Doors/Four Slots	60x15x40-7/8	LI661560HUS1HGA	□□	□□	□□□	□□	□□	□□	□□	167.0#	$ 3344	$ 109
	Four Doors/Four Slots	66x15x40-7/8	LI661566HUS1HGA	□□	□□	□□□	□□	□□	□□	□□	175.0#	3428	109
	Four Doors/Four Slots	72x15x40-7/8	LI661572HUS1HGA	□□	□□	□□□	□□	□□	□□	□□	203.0#	3540	109
	Four Doors/Four Slots	78x15x40-7/8	LI661578HUS1HGA	□□	□□	□□□	□□	□□	□□	□□	210.0#	3946	109

Ⓐ Ⓑ Ⓒ Ⓓ Ⓔ Ⓕ Ⓖ Ⓗ

HOW TO ORDER

Indicate the following information on order form:
1. Quantity of each item.
2. Model number, including options. See "How To Build a Model Number".
3. Any special service required.

Note: • The □ indicates that a choice is required.
- The absence of the □ indicates that no choice is required.
- Alpha-numeric characters in place of □ indicate that no other alternatives are available.

HOW TO BUILD A MODEL NUMBER

Ⓐ Select basic model.

Ⓑ Select door finish.
Refer to the **Product Color Options** page in this price list.

Ⓒ Select laminate color.
Refer to the **Product Color Options** page in this price list.

Ⓓ Select task light grommet option.

LWMHU	- Lower grommet only
WMHUB	- Upper and lower grommets; add $61

Ⓔ Select grommet color.
Refer to the **Product Color Options** page in this price list.

Ⓕ Select lock option.

NL	- No lock (standard)
L	- With lock

See pricing column for lock upcharge.

Ⓖ Select key option.

KS	- Key standard
NLC	- No lock core

Only use if **L - With lock** was selected.

Ⓗ Select divider selection.

PCH	- Chrome
PLM	- Laminate

Refer to the **Product Color Options** page in this price list.

SPECIAL SERVICES

Special Carton Marking

With specially marked information N/C

Shipping

Ships **assembled, FOB Jasper, IN 47547, freight prepaid.** Freight class 100.

Specifications and prices are subject to change without prior notice.

Surface-Mount Storage

High-Gloss Acrylic Door Hutches with Paper Sorter

Surface-Mount Storage

High-Gloss Acrylic Door Hutches with Paper Sorter

	Features	W x D x H	MODEL NUMBER Basic Model	Door Finish Ⓑ	Laminate Color Ⓒ	Task Light Grommet Option Ⓓ	Grommet Color Ⓔ	Lock Option Ⓕ	Key Option Ⓖ	Divider Selection Ⓗ	Approx. Packaged Weight	Delivered Pricing	Lock Upcharge
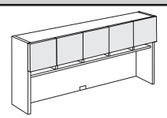 LIHUS **Five High-Gloss Acrylic Doors and Paper Sorter** • Center lower grommet located at bottom of hutch standard, specify color • Optional upper task light grommets located at left, center, and right; color matches lower grommet • Field-installed task lights are specified separately • Field-installed tackboards are specified separately; specify 19"H models by hutch width • 19-3/4" clearance below doors	Five Doors/Five Slots	84x15x40-7/8	LI661584HUS1HGA	□□	□□	□□□	□□	□□	□□	□□	203.0#	$ 4264	$ 132
	Five Doors/Five Slots	90x15x40-7/8	LI661590HUS1HGA	□□	□□	□□□	□□	□□	□□	□□	210.0#	4689	132
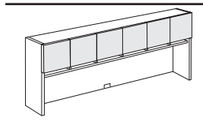 LIHUS **Six High-Gloss Acrylic Doors and Paper Sorter**	Six Doors/Six Slots	96x15x40-7/8	LI661596HUS1HGA	□□	□□	□□□	□□	□□	□□	□□	175.0#	$ 5126	$ 132
	Six Doors/Six Slots	102x15x40-7/8	L6615102HUS1HGA	□□	□□	□□□	□□	□□	□□	□□	203.0#	5215	132
	Six Doors/Six Slots	108x15x40-7/8	L6615108HUS1HGA	□□	□□	□□□	□□	□□	□□	□□	210.0#	5389	132
				Ⓐ	Ⓑ	Ⓒ	Ⓓ	Ⓔ	Ⓕ	Ⓖ	Ⓗ		

HOW TO ORDER

Indicate the following information on order form:
1. Quantity of each item.
2. Model number, including options. See "How To Build a Model Number".
3. Any special service required.

Note: • The □ indicates that a choice is required.
• The absence of the □ indicates that no choice is required.
• Alpha-numeric characters in place of □ indicate that no other alternatives are available.

HOW TO BUILD A MODEL NUMBER

Ⓐ Select basic model.

Ⓑ Select door finish.
Refer to the **Product Color Options** page in this price list.

Ⓒ Select laminate color.
Refer to the **Product Color Options** page in this price list.

Ⓓ Select task light grommet option.

LWMHU	- Lower grommet only
WMHUB	- Upper and lower grommets; add $61

Ⓔ Select grommet color.
Refer to the **Product Color Options** page in this price list.

Ⓕ Select lock option.

NL	- No lock (standard)
L	- With lock

See pricing column for lock upcharge.

Ⓖ Select key option.

KS	- Key standard
NLC	- No lock core

Only use if **L - With lock** was selected.

Ⓗ Select divider selection.

PCH	- Chrome
PLM	- Laminate

Refer to the **Product Color Options** page in this price list.

SPECIAL SERVICES

Special Carton Marking

With specially marked information	N/C

Shipping

Ships **assembled, FOB Jasper, IN 47547, freight prepaid.** Freight class 100.

Specifications and prices are subject to change without prior notice.

Surface-Mount Storage
Tall Hutches with Laminate Doors

Surface-Mount Storage
Tall Hutches with Laminate Doors

	MODEL	Features	W x D x H	MODEL NUMBER: Basic Model	Laminate Color Ⓑ	Task Light Grommet Option Ⓒ	Grommet Color Ⓓ	Lock Option Ⓔ	Key Option Ⓕ	Approx. Packaged Weight	Delivered Pricing	Lock Upcharge
 LITHU	**Four Laminate Doors** • One fixed shelf standard • Center lower grommet located at bottom of hutch standard, specify color • Optional upper task light grommets located at left, center, and right; color matches lower grommet • Field-installed task lights are specified separately • Field-installed tackboards are specified separately; specify 23"H models by hutch width • 23-3/4" clearance below doors	Four Doors	60x15x52-7/8	LI661560THU	☐☐	☐☐☐	☐☐	☐☐	☐☐	180.0#	$ 2302	$ 85
		Four Doors	66x15x52-7/8	LI661566THU	☐☐	☐☐☐	☐☐	☐☐	☐☐	188.0#	2342	85
		Four Doors	72x15x52-7/8	LI661572THU	☐☐	☐☐☐	☐☐	☐☐	☐☐	220.0#	2420	85
		Four Doors	78x15x52-7/8	LI661578THU	☐☐	☐☐☐	☐☐	☐☐	☐☐	226.0#	2752	85
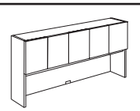 LITHU	**Five Laminate Doors**	Five Doors	84x15x52-7/8	LI661584THU	☐☐	☐☐☐	☐☐	☐☐	☐☐	243.0#	$ 2808	$ 132
		Five Doors	90x15x52-7/8	LI661590THU	☐☐	☐☐☐	☐☐	☐☐	☐☐	260.0#	3138	132
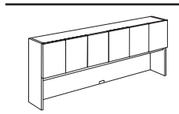 LITHU	**Six Laminate Doors**	Six Doors	96x15x52-7/8	LI661596THU	☐☐	☐☐☐	☐☐	☐☐	☐☐	278.0#	$ 3303	$ 132
		Six Doors	102x15x52-7/8	LI6615102THU	☐☐	☐☐☐	☐☐	☐☐	☐☐	296.0#	3366	132
		Six Doors	108x15x52-7/8	LI6615108THU	☐☐	☐☐☐	☐☐	☐☐	☐☐	313.0#	3477	132

HOW TO ORDER

Indicate the following information on order form:
1. Quantity of each item.
2. Model number, including options. See "How To Build a Model Number".
3. Any special service required.

Note: • The ☐ indicates that a choice is required.
- The absence of the ☐ indicates that no choice is required.
- Alpha-numeric characters in place of ☐ indicate that no other alternatives are available.

HOW TO BUILD A MODEL NUMBER

Ⓐ Select basic model.

Ⓑ Select laminate color.
Refer to the **Product Color Options** page in this price list.

Ⓒ Select task light grommet option.

LWMHU	- Lower grommet only
WMHU	- Upper and lower grommets; add $61

Ⓓ Select grommet color.
Refer to the **Product Color Options** page in this price list.

Ⓔ Select lock option.

NL	- No lock (standard)
L	- With lock

See pricing column for lock upcharge.

Ⓕ Select key option.

KS	- Key standard
NLC	- No lock core

Only use if **L - With lock** was selected.

SPECIAL SERVICES

Special Carton Marking

With specially marked information N/C

Shipping

Ships **assembled, FOB Jasper, IN 47547, freight prepaid.** Freight class 100.

Specifications and prices are subject to change without prior notice.

Surface-Mount Storage
Tall Hutches with Frosted Acrylic Doors

Surface-Mount Storage
Tall Hutches with Frosted Acrylic Doors

	MODEL	Features	W x D x H	MODEL NUMBER Basic Model	Laminate Color	Task Light Grommet Option	Grommet Color	Approx. Packaged Weight	Delivered Pricing
 LITHU	**Four Metallic Framed Frosted Acrylic Doors** • Non-locking doors • One fixed shelf standard • Center lower grommet located at bottom of hutch standard, specify color • Optional upper task light grommets located at left, center, and right; color matches lower grommet • Field-installed task lights are specified separately • Field-installed tackboards are specified separately; specify 23"H models by hutch width • 23-3/4" clearance below doors	Four Doors	60x15x52-7/8	LI661560THU1AD	☐☐	☐☐☐	☐☐	180.0#	$ 3239
		Four Doors	66x15x52-7/8	LI661566THU1AD	☐☐	☐☐☐	☐☐	188.0#	3279
		Four Doors	72x15x52-7/8	LI661572THU1AD	☐☐	☐☐☐	☐☐	220.0#	3358
		Four Doors	78x15x52-7/8	LI661578THU1AD	☐☐	☐☐☐	☐☐	226.0#	3690
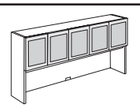 LITHU	**Five Metallic Framed Frosted Acrylic Doors**	Five Doors	84x15x52-7/8	LI661584THU1AD	☐☐	☐☐☐	☐☐	243.0#	$ 3980
		Five Doors	90x15x52-7/8	LI661590THU1AD	☐☐	☐☐☐	☐☐	260.0#	4309
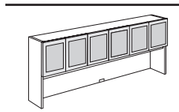 LITHU	**Six Metallic Framed Frosted Acrylic Doors**	Six Doors	96x15x52-7/8	LI661596THU1AD	☐☐	☐☐☐	☐☐	278.0#	$ 4709
		Six Doors	102x15x52-7/8	LI6615102THU1AD	☐☐	☐☐☐	☐☐	296.0#	4772
		Six Doors	108x15x52-7/8	LI6615108THU1AD	☐☐	☐☐☐	☐☐	313.0#	4883
					Ⓐ	Ⓑ	Ⓒ Ⓓ		

HOW TO ORDER

Indicate the following information on order form:
1. Quantity of each item.
2. Model number, including options. See "How To Build a Model Number".
3. Any special service required.

Note: • The ☐ indicates that a choice is required.
- The absence of the ☐ indicates that no choice is required.
- Alpha-numeric characters in place of ☐ indicate that no other alternatives are available.

HOW TO BUILD A MODEL NUMBER

Ⓐ Select basic model.

Ⓑ Select laminate color.
Refer to the **Product Color Options** page in this price list.

Ⓒ Select task light grommet option.

LWMHU	- Lower grommet only
WMHU	- Upper and lower grommets; add $61

Ⓓ Select grommet color.
Refer to the **Product Color Options** page in this price list.

SPECIAL SERVICES

Special Carton Marking

With specially marked information	N/C

Shipping
Ships **assembled, FOB Jasper, IN 47547, freight prepaid.** Freight class 100.

Specifications and prices are subject to change without prior notice.

Surface-Mount Storage
Tall Hutches with Dry-Erase Doors

Surface-Mount Storage
Tall Hutches with Dry-Erase Doors

	Features	W x D x H	MODEL NUMBER Basic Model	Laminate Color	Task Light Grommet Option	Grommet Color	Lock Option	Key Option	Approx. Packaged Weight	Delivered Pricing	Lock Upcharge
	Four Doors	60x15x52-7/8	LI661560THU1DEB	□□	□□□	□□	□□	□□	180.0#	$ 2514	$ 109
	Four Doors	66x15x52-7/8	LI661566THU1DEB	□□	□□□	□□	□□	□□	188.0#	2554	109
	Four Doors	72x15x52-7/8	LI661572THU1DEB	□□	□□□	□□	□□	□□	220.0#	2632	109
	Four Doors	78x15x52-7/8	LI661578THU1DEB	□□	□□□	□□	□□	□□	226.0#	2963	109
LITHU											
Four Dry-Erase Doors											
• One fixed shelf standard • Center lower grommet located at bottom of hutch standard, specify color • Optional upper task light grommets located at left, center, and right; color matches lower grommet • Field-installed task lights are specified separately • Field-installed tackboards are specified separately; specify 23"H models by hutch width • 23-3/4" clearance below doors • Dry-erase finish on inner and outer door surfaces											
	Five Doors	84x15x52-7/8	LI661584THU1DEB	□□	□□□	□□	□□	□□	243.0#	$ 3072	$ 132
	Five Doors	90x15x52-7/8	LI661590THU1DEB	□□	□□□	□□	□□	□□	260.0#	3403	132
LITHU											
Five Dry-Erase Doors											
	Six Doors	96x15x52-7/8	LI661596THU1DEB	□□	□□□	□□	□□	□□	278.0#	$ 3621	$ 132
	Six Doors	102x15x52-7/8	L6615102THU1DEB	□□	□□□	□□	□□	□□	296.0#	3683	132
	Six Doors	108x15x52-7/8	L6615108THU1DEB	□□	□□□	□□	□□	□□	313.0#	3794	132
LITHU											
Six Dry-Erase Doors											
				Ⓐ	Ⓑ	Ⓒ	Ⓓ	Ⓔ	Ⓕ		

HOW TO ORDER

Indicate the following information on order form:
1. Quantity of each item.
2. Model number, including options. See "How To Build a Model Number".
3. Any special service required.

Note: • The □ indicates that a choice is required.
• The absence of the □ indicates that no choice is required.
• Alpha-numeric characters in place of □ indicate that no other alternatives are available.

HOW TO BUILD A MODEL NUMBER

Ⓐ Select basic model.

Ⓑ Select laminate color.
Refer to the **Product Color Options** page in this price list.

Ⓒ Select task light grommet option.

LWMHU	- Lower grommet only
WMHU	- Upper and lower grommets; add $61

Ⓓ Select grommet color.
Refer to the **Product Color Options** page in this price list.

Ⓔ Select lock option.

NL	- No lock (standard)
L	- With lock

See pricing column for lock upcharge.

Ⓕ Select key option.

KS	- Key standard
NLC	- No lock core

Only use if **L - With lock** was selected.

SPECIAL SERVICES

Special Carton Marking

With specially marked information N/C

Shipping

Ships **assembled, FOB Jasper, IN 47547, freight prepaid.** Freight class 100.

Specifications and prices are subject to change without prior notice.

Surface-Mount Storage
Tall Hutches with High-Gloss Acrylic Doors

Surface-Mount Storage
Tall Hutches with High-Gloss Acrylic Doors

	Features	W x D x H	MODEL NUMBER Basic Model	Door Finish	Laminate Color	Task Light Grommet Option	Grommet Color	Lock Option	Key Option	Approx. Packaged Weight	Delivered Pricing	Lock Upcharge
 LITHU **Four High-Gloss Acrylic Doors** • One fixed shelf standard • Center lower grommet located at bottom of hutch standard, specify color • Optional upper task light grommets located at left, center, and right; color matches lower grommet • Field-installed task lights are specified separately • Field-installed tackboards are specified separately; specify 23"H models by hutch width • 23-3/4" clearance below doors	Four Doors	60x15x52-7/8	LI661560THU1HGA	□□	□□	□□□	□□	□□	□□	180.0#	$ 4224	$ 109
	Four Doors	66x15x52-7/8	LI661566THU1HGA	□□	□□	□□□	□□	□□	□□	188.0#	4264	109
	Four Doors	72x15x52-7/8	LI661572THU1HGA	□□	□□	□□□	□□	□□	□□	220.0#	4344	109
	Four Doors	78x15x52-7/8	LI661578THU1HGA	□□	□□	□□□	□□	□□	□□	226.0#	4676	109
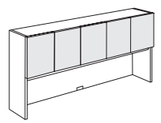 LITHU **Five High-Gloss Acrylic Doors**	Five Doors	84x15x52-7/8	LI661584THU1HGA	□□	□□	□□□	□□	□□	□□	243.0#	$ 5211	$ 132
	Five Doors	90x15x52-7/8	LI661590THU1HGA	□□	□□	□□□	□□	□□	□□	260.0#	5542	132
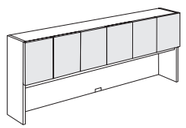 LITHU **Six High-Gloss Acrylic Doors**	Six Doors	96x15x52-7/8	LI661596THU1HGA	□□	□□	□□□	□□	□□	□□	278.0#	$ 6188	$ 132
	Six Doors	102x15x52-7/8	L6615102THU1HGA	□□	□□	□□□	□□	□□	□□	296.0#	6250	132
	Six Doors	108x15x52-7/8	L6615108THU1HGA	□□	□□	□□□	□□	□□	□□	313.0#	6361	132
				Ⓑ	Ⓒ	Ⓓ	Ⓔ	Ⓕ	Ⓖ			

HOW TO ORDER

Indicate the following information on order form:
1. Quantity of each item.
2. Model number, including options. See "How To Build a Model Number".
3. Any special service required.

Note: • The □ indicates that a choice is required.
- The absence of the □ indicates that no choice is required.
- Alpha-numeric characters in place of □ indicate that no other alternatives are available.

HOW TO BUILD A MODEL NUMBER

Ⓐ Select basic model.

Ⓑ Select door finish.
Refer to the **Product Color Options** page in this price list.

Ⓒ Select laminate color.
Refer to the **Product Color Options** page in this price list.

Ⓓ Select task light grommet option.

LWMHU	- Lower grommet only
WMHU	- Upper and lower grommets; add $61

Ⓔ Select grommet color.
Refer to the **Product Color Options** page in this price list.

Ⓕ Select lock option.

NL	- No lock (standard)
L	- With lock

See pricing column for lock upcharge.

Ⓖ Select key option.

KS	- Key standard
NLC	- No lock core

Only use if **L - With lock** was selected.

SPECIAL SERVICES

Special Carton Marking

With specially marked information N/C

Shipping

Ships **assembled, FOB Jasper, IN 47547, freight prepaid.** Freight class 100.

Specifications and prices are subject to change without prior notice.

Surface-Mount Storage
Tall Hutches with Paper Sorter-Laminate Doors

Surface-Mount Storage
Tall Hutches with Paper Sorter-Laminate Doors

	Features	W x D x H	MODEL NUMBER Basic Model	Laminate Color	Task Light Grommet Option	Grommet Color	Lock Option	Key Option	Divider Selection	Approx. Packaged Weight	Delivered Pricing	Lock Upcharge
 LITHS	Four Doors/Four Slots	60x15x52-7/8	LI661560THUS	☐☐	☐☐☐	☐☐	☐☐	☐☐	☐☐	180.0#	$ 3029	$ 109
	Four Doors/Four Slots	66x15x52-7/8	LI661566THUS	☐☐	☐☐☐	☐☐	☐☐	☐☐	☐☐	188.0#	3121	109
	Four Doors/Four Slots	72x15x52-7/8	LI661572THUS	☐☐	☐☐☐	☐☐	☐☐	☐☐	☐☐	220.0#	3246	109
	Four Doors/Four Slots	78x15x52-7/8	LI661578THUS	☐☐	☐☐☐	☐☐	☐☐	☐☐	☐☐	226.0#	3632	109
Four Laminate Doors and Paper Sorter • One fixed shelf standard • Center lower grommet located at bottom of hutch standard, specify color • Optional upper task light grommets located at left, center, and right; color matches lower grommet • Field-installed task lights are specified separately • Field-installed tackboards are specified separately; specify 19"H models by hutch width • 19-3/4" clearance below doors												
 LITHS	Five Doors/Five Slots	84x15x52-7/8	LI661584THUS	☐☐	☐☐☐	☐☐	☐☐	☐☐	☐☐	243.0#	$ 3741	$ 132
	Five Doors/Five Slots	90x15x52-7/8	LI661590THUS	☐☐	☐☐☐	☐☐	☐☐	☐☐	☐☐	260.0#	4129	132
Five Laminate Doors and Paper Sorter												
			Ⓐ	Ⓑ	Ⓒ	Ⓓ	Ⓔ	Ⓕ	Ⓖ			

HOW TO ORDER

Indicate the following information on order form:
1. Quantity of each item.
2. Model number, including options. See "How To Build a Model Number".
3. Any special service required.

Note: • The ☐ indicates that a choice is required.
- The absence of the ☐ indicates that no choice is required.
- Alpha-numeric characters in place of ☐ indicate that no other alternatives are available.

HOW TO BUILD A MODEL NUMBER

Ⓐ Select basic model.

Ⓑ Select laminate color.
Refer to the **Product Color Options** page in this price list.

Ⓒ Select task light grommet option.

LWMHU	- Lower grommet only
WMHUB	- Upper and lower grommets; add $61

Ⓓ Select grommet color.
Refer to the **Product Color Options** page in this price list.

Ⓔ Select lock option.

NL	- No lock (standard)
L	- With lock

See pricing column for lock upcharge.

Ⓕ Select key option.

KS	- Key standard
NLC	- No lock core

Only use if **L - With lock** was selected.

Ⓖ Select divider selection.

PCH	- Chrome
PLM	- Laminate

Refer to the **Product Color Options** page in this price list.

SPECIAL SERVICES

Special Carton Marking

With specially marked information	N/C

Shipping
Ships **assembled, FOB Jasper, IN 47547, freight prepaid.** Freight class 100.

Specifications and prices are subject to change without prior notice.

Surface-Mount Storage
Tall Hutches with Paper Sorter-Laminate Doors

Surface-Mount Storage
Tall Hutches with Paper Sorter-Laminate Doors

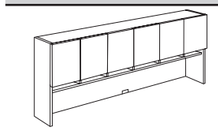

LITHS

Six Laminate Doors and Paper Sorter

- One fixed shelf standard
- Center lower grommet located at bottom of hutch standard, specify color
- Optional upper task light grommets located at left, center, and right; color matches lower grommet
- Field-installed task lights are specified separately
- Field-installed tackboards are specified separately; specify 19"H models by hutch width
- 19-3/4" clearance below doors

	Features	W x D x H	MODEL NUMBER Basic Model	Laminate Color Ⓑ	Task Light Grommet Option Ⓒ	Grommet Color Ⓓ	Lock Option Ⓔ	Key Option Ⓕ	Divider Selection Ⓖ	Approx. Packaged Weight	Delivered Pricing	Lock Upcharge
	Six Doors/Six Slots	96x15x52-7/8	LI661596THUS	☐☐	☐☐☐	☐☐	☐☐	☐☐	☐☐	278.0#	$ 4340	$ 132
	Six Doors/Six Slots	102x15x52-7/8	LI6615102THUS	☐☐	☐☐☐	☐☐	☐☐	☐☐	☐☐	296.0#	4446	132
	Six Doors/Six Slots	108x15x52-7/8	LI6615108THUS	☐☐	☐☐☐	☐☐	☐☐	☐☐	☐☐	313.0#	4603	132

HOW TO ORDER

Indicate the following information on order form:
1. Quantity of each item.
2. Model number, including options. See "How To Build a Model Number".
3. Any special service required.

Note: • The ☐ indicates that a choice is required.
- The absence of the ☐ indicates that no choice is required.
- Alpha-numeric characters in place of ☐ indicate that no other alternatives are available.

HOW TO BUILD A MODEL NUMBER

Ⓐ Select basic model.

Ⓑ Select laminate color.
Refer to the **Product Color Options** page in this price list.

Ⓒ Select task light grommet option.

LWMHU	- Lower grommet only
WMHUB	- Upper and lower grommets; add $61

Ⓓ Select grommet color.
Refer to the **Product Color Options** page in this price list.

Ⓔ Select lock option.

NL	- No lock (standard)
L	- With lock

See pricing column for lock upcharge.

Ⓕ Select key option.

KS	- Key standard
NLC	- No lock core

Only use if **L - With lock** was selected.

Ⓖ Select divider selection.

PCH	- Chrome
PLM	- Laminate

Refer to the **Product Color Options** page in this price list.

SPECIAL SERVICES

Special Carton Marking

With specially marked information	N/C

Shipping

Ships **assembled, FOB Jasper, IN 47547, freight prepaid.** Freight class 100.

Specifications and prices are subject to change without prior notice.

Surface-Mount Storage
Tall Hutches with Paper Sorter-Frosted Acrylic Doors

Surface-Mount Storage
Tall Hutches with Paper Sorter-Frosted Acrylic Doors

	Features	W x D x H	MODEL NUMBER Basic Model	Laminate Color	Task Light Grommet Option	Grommet Color	Divider Selection	Approx. Packaged Weight	Delivered Pricing
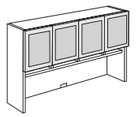 LITHS **Four Metallic Framed Frosted Acrylic Doors and Paper Sorter** • Non-locking doors • One fixed shelf standard • Center lower grommet located at bottom of hutch standard, specify color • Optional upper task light grommets located at left, center, and right; color matches lower grommet • Field-installed task lights are specified separately • Field-installed tackboards are specified separately; specify 19"H models by hutch width • 19-3/4" clearance below doors	Four Doors/Four Slots	60x15x52-7/8	LI661560THUS1AD	□□	□□□	□□	□□	180.0#	$ 3967
	Four Doors/Four Slots	66x15x52-7/8	LI661566THUS1AD	□□	□□□	□□	□□	188.0#	4058
	Four Doors/Four Slots	72x15x52-7/8	LI661572THUS1AD	□□	□□□	□□	□□	220.0#	4183
	Four Doors/Four Slots	78x15x52-7/8	LI661578THUS1AD	□□	□□□	□□	□□	226.0#	4569
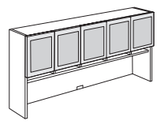 LITHS **Five Metallic Framed Frosted Acrylic Doors and Paper Sorter**	Five Doors/Five Slots	84x15x52-7/8	LI661584THUS1AD	□□	□□□	□□	□□	243.0#	$ 4912
	Five Doors/Five Slots	90x15x52-7/8	LI661590THUS1AD	□□	□□□	□□	□□	260.0#	5300
			Ⓐ	Ⓑ	Ⓒ	Ⓓ	Ⓔ		

HOW TO ORDER

Indicate the following information on order form:
1. Quantity of each item.
2. Model number, including options. See "How To Build a Model Number".
3. Any special service required.

Note: • The □ indicates that a choice is required.
• The absence of the □ indicates that no choice is required.
• Alpha-numeric characters in place of □ indicate that no other alternatives are available.

HOW TO BUILD A MODEL NUMBER

Ⓐ Select basic model.

Ⓑ Select laminate color.
Refer to the **Product Color Options** page in this price list.

Ⓒ Select task light grommet option.

LWMHU	- Lower grommet only
WMHUB	- Upper and lower grommets; add $61

Ⓓ Select grommet color.
Refer to the **Product Color Options** page in this price list.

Ⓔ Select divider selection.

PCH	- Chrome
PLM	- Laminate

Refer to the **Product Color Options** page in this price list.

SPECIAL SERVICES

Special Carton Marking

With specially marked information	N/C

Shipping

Ships **assembled, FOB Jasper, IN 47547, freight prepaid.** Freight class 100.

Specifications and prices are subject to change without prior notice.

Surface-Mount Storage

Tall Hutches with Paper Sorter-Frosted Acrylic Doors

Surface-Mount Storage
Tall Hutches with Paper Sorter-Frosted Acrylic Doors

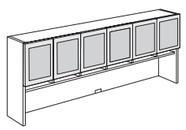

LITHS

Six Metallic Framed Frosted Acrylic Doors and Paper Sorter

- Non-locking doors
- One fixed shelf standard
- Center lower grommet located at bottom of hutch standard, specify color
- Optional upper task light grommets located at left, center, and right; color matches lower grommet
- Field-installed task lights are specified separately
- Field-installed tackboards are specified separately; specify 19"H models by hutch width
- 19-3/4" clearance below doors

		MODEL NUMBER						
Features	**W x D x H**	Basic Model	Laminate Color	Task Light Grommet Option	Grommet Color	Divider Selection	Approx. Packaged Weight	Delivered Pricing
Six Doors/Six Slots	96x15x52-7/8	LI661596THUS1AD	☐☐	☐☐☐	☐☐	☐☐	278.0#	$ 5746
Six Doors/Six Slots	102x15x52-7/8	L6615102THUS1AD	☐☐	☐☐☐	☐☐	☐☐	296.0#	5851
Six Doors/Six Slots	108x15x52-7/8	L6615108THUS1AD	☐☐	☐☐☐	☐☐	☐☐	313.0#	6009
			Ⓑ	Ⓒ	Ⓓ	Ⓔ		

HOW TO ORDER

Indicate the following information on order form:
1. Quantity of each item.
2. Model number, including options. See "How To Build a Model Number".
3. Any special service required.

Note: • The ☐ indicates that a choice is required.
- The absence of the ☐ indicates that no choice is required.
- Alpha-numeric characters in place of ☐ indicate that no other alternatives are available.

HOW TO BUILD A MODEL NUMBER

Ⓐ Select basic model.

Ⓑ Select laminate color.
Refer to the **Product Color Options** page in this price list.

Ⓒ Select task light grommet option.

LWMHU	- Lower grommet only
WMHUB	- Upper and lower grommets; add $61

Ⓓ Select grommet color.
Refer to the **Product Color Options** page in this price list.

Ⓔ Select divider selection.

PCH	- Chrome
PLM	- Laminate

Refer to the **Product Color Options** page in this price list.

SPECIAL SERVICES

Special Carton Marking

With specially marked information	N/C

Shipping

Ships **assembled, FOB Jasper, IN 47547, freight prepaid.** Freight class 100.

Specifications and prices are subject to change without prior notice.

Surface-Mount Storage
Tall Hutches with Paper Sorter-Dry-Erase Doors

Surface-Mount Storage
Tall Hutches with Paper Sorter-Dry-Erase Doors

	Features	W x D x H	MODEL NUMBER Basic Model	Laminate Color	Task Light Grommet Option	Grommet Color	Lock Option	Key Option	Divider Selection	Approx. Packaged Weight	Delivered Pricing	Lock Upcharge
	Four Doors/Four Slots	60x15x52-7/8	L661560THUS1DEB	□□	□□□	□□	□□	□□	□□	180.0#	$ 3241	$ 109
	Four Doors/Four Slots	66x15x52-7/8	L661566THUS1DEB	□□	□□□	□□	□□	□□	□□	188.0#	3333	109
	Four Doors/Four Slots	72x15x52-7/8	L661572THUS1DEB	□□	□□□	□□	□□	□□	□□	220.0#	3458	109
	Four Doors/Four Slots	78x15x52-7/8	L661578THUS1DEB	□□	□□□	□□	□□	□□	□□	226.0#	3843	109
LITHS												
Four Dry-Erase Doors and Paper Sorter												
• One fixed shelf standard • Center lower grommet located at bottom of hutch standard, specify color • Optional upper task light grommets located at left, center, and right; color matches lower grommet • Field-installed task lights are specified separately • Field-installed tackboards are specified separately; specify 19"H models by hutch width • 19-3/4" clearance below doors • Dry-erase finish on inner and outer door surfaces												
	Five Doors/Five Slots	84x15x52-7/8	L661584THUS1DEB	□□	□□□	□□	□□	□□	□□	243.0#	$ 4006	$ 132
	Five Doors/Five Slots	90x15x52-7/8	L661590THUS1DEB	□□	□□□	□□	□□	□□	□□	260.0#	4392	132
LITHS												
Five Dry-Erase Doors and Paper Sorter												
			Ⓐ	Ⓑ	Ⓒ	Ⓓ	Ⓔ	Ⓕ	Ⓖ			

HOW TO ORDER

Indicate the following information on order form:
1. Quantity of each item.
2. Model number, including options. See "How To Build a Model Number".
3. Any special service required.

Note: • The □ indicates that a choice is required.
- The absence of the □ indicates that no choice is required.
- Alpha-numeric characters in place of □ indicate that no other alternatives are available.

HOW TO BUILD A MODEL NUMBER

Ⓐ Select basic model.

Ⓑ Select laminate color.
Refer to the **Product Color Options** page in this price list.

Ⓒ Select task light grommet option.

LWMHU	- Lower grommet only
WMHUB	- Upper and lower grommets; add $61

Ⓓ Select grommet color.
Refer to the **Product Color Options** page in this price list.

Ⓔ Select lock option.

NL	- No lock (standard)
L	- With lock

See pricing column for lock upcharge.

Ⓕ Select key option.

KS	- Key standard
NLC	- No lock core

Only use if **L - With lock** was selected.

Ⓖ Select divider selection.

PCH	- Chrome
PLM	- Laminate

Refer to the **Product Color Options** page in this price list.

SPECIAL SERVICES

Special Carton Marking

With specially marked information	N/C

Shipping

Ships **assembled, FOB Jasper, IN 47547, freight prepaid.** Freight class 100.

Specifications and prices are subject to change without prior notice.

Surface-Mount Storage

Tall Hutches with Paper Sorter-Dry-Erase Doors

Surface-Mount Storage
Tall Hutches with Paper Sorter-Dry-Erase Doors

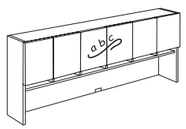

LITHS

Six Dry-Erase Doors and Paper Sorter

- One fixed shelf standard
- Center lower grommet located at bottom of hutch standard, specify color
- Optional upper task light grommets located at left, center, and right; color matches lower grommet
- Field-installed task lights are specified separately
- Field-installed tackboards are specified separately; specify 19"H models by hutch width
- 19-3/4" clearance below doors
- Dry-erase finish on inner and outer door surfaces

		MODEL NUMBER									
Features	W x D x H	Basic Model	Laminate Color	Task Light Grommet Option	Grommet Color	Lock Option	Key Option	Divider Selection	Approx. Packaged Weight	Delivered Pricing	Lock Upcharge
			Ⓐ	Ⓑ	Ⓒ	Ⓓ	Ⓔ	Ⓕ	Ⓖ		
Six Doors/Six Slots	96x15x52-7/8	L661596THUS1DEB	☐☐	☐☐☐	☐☐	☐☐	☐☐	☐☐	278.0#	$ 4657	$ 132
Six Doors/Six Slots	102x15x52-7/8	L6615102THUSDEB	☐☐	☐☐☐	☐☐	☐☐	☐☐	☐☐	296.0#	4762	132
Six Doors/Six Slots	108x15x52-7/8	L6615108THUSDEB	☐☐	☐☐☐	☐☐	☐☐	☐☐	☐☐	313.0#	4920	132

HOW TO ORDER

Indicate the following information on order form:
1. Quantity of each item.
2. Model number, including options. See "How To Build a Model Number".
3. Any special service required.

Note: • The ☐ indicates that a choice is required.
- The absence of the ☐ indicates that no choice is required.
- Alpha-numeric characters in place of ☐ indicate that no other alternatives are available.

HOW TO BUILD A MODEL NUMBER

Ⓐ Select basic model.

Ⓑ Select laminate color.
Refer to the **Product Color Options** page in this price list.

Ⓒ Select task light grommet option.

LWMHU	- Lower grommet only
WMHUB	- Upper and lower grommets; add $61

Ⓓ Select grommet color.
Refer to the **Product Color Options** page in this price list.

Ⓔ Select lock option.

NL	- No lock (standard)
L	- With lock

See pricing column for lock upcharge.

Ⓕ Select key option.

KS	- Key standard
NLC	- No lock core

Only use if **L - With lock** was selected.

Ⓖ Select divider selection.

PCH	- Chrome
PLM	- Laminate

Refer to the **Product Color Options** page in this price list.

SPECIAL SERVICES

Special Carton Marking

With specially marked information	N/C

Shipping

Ships **assembled, FOB Jasper, IN 47547, freight prepaid.** Freight class 100.

Specifications and prices are subject to change without prior notice.

Surface-Mount Storage

Tall Hutches with Paper Sorter-High-Gloss Acrylic Doors

Surface-Mount Storage
Tall Hutches with Paper Sorter-High-Gloss Acrylic Doors

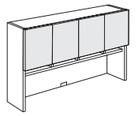

LITHS

Four High-Gloss Acrylic Doors and Paper Sorter

- One fixed shelf standard
- Center lower grommet located at bottom of hutch standard, specify color
- Optional upper task light grommets located at left, center, and right; color matches lower grommet
- Field-installed task lights are specified separately
- Field-installed tackboards are specified separately; specify 19"H models by hutch width
- 19-3/4" clearance below doors

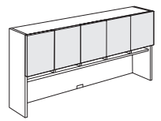

LITHS

Five High-Gloss Acrylic Doors and Paper Sorter

		MODEL NUMBER											
Features	**W x D x H**	Basic Model	Door Finish	Laminate Color	Task Light Grommet Option	Grommet Color	Lock Option	Key Option	Divider Selection	Approx. Packaged Weight	Delivered Pricing		Lock Upcharge
			Ⓐ	Ⓑ	Ⓒ	Ⓓ	Ⓔ	Ⓕ	Ⓖ	Ⓗ			
Four Doors/Four Slots	60x15x52-7/8	L661560THUS1HGA	☐☐	☐☐	☐☐☐	☐☐	☐☐	☐☐	☐☐	180.0#	$	4952	$ 109
Four Doors/Four Slots	66x15x52-7/8	L661566THUS1HGA	☐☐	☐☐	☐☐☐	☐☐	☐☐	☐☐	☐☐	188.0#		5044	109
Four Doors/Four Slots	72x15x52-7/8	L661572THUS1HGA	☐☐	☐☐	☐☐☐	☐☐	☐☐	☐☐	☐☐	220.0#		5168	109
Four Doors/Four Slots	78x15x52-7/8	L661578THUS1HGA	☐☐	☐☐	☐☐☐	☐☐	☐☐	☐☐	☐☐	226.0#		5555	109
Five Doors/Five Slots	84x15x52-7/8	L661584THUS1HGA	☐☐	☐☐	☐☐☐	☐☐	☐☐	☐☐	☐☐	243.0#	$	6145	$ 132
Five Doors/Five Slots	90x15x52-7/8	L661590THUS1HGA	☐☐	☐☐	☐☐☐	☐☐	☐☐	☐☐	☐☐	260.0#		6532	132

HOW TO ORDER

Indicate the following information on order form:
1. Quantity of each item.
2. Model number, including options. See "How To Build a Model Number".
3. Any special service required.

Note: • The ☐ indicates that a choice is required.
- The absence of the ☐ indicates that no choice is required.
- Alpha-numeric characters in place of ☐ indicate that no other alternatives are available.

HOW TO BUILD A MODEL NUMBER

Ⓐ Select basic model.

Ⓑ Select door finish.
Refer to the **Product Color Options** page in this price list.

Ⓒ Select laminate color.
Refer to the **Product Color Options** page in this price list.

Ⓓ Select task light grommet option.

LWMHU	- Lower grommet only
WMHUB	- Upper and lower grommets; add $61

Ⓔ Select grommet color.
Refer to the **Product Color Options** page in this price list.

Ⓕ Select lock option.

NL	- No lock (standard)
L	- With lock

See pricing column for lock upcharge.

Ⓖ Select key option.

KS	- Key standard
NLC	- No lock core

Only use if **L - With lock** was selected.

Ⓗ Select divider selection.

PCH	- Chrome
PLM	- Laminate

Refer to the **Product Color Options** page in this price list.

SPECIAL SERVICES

Special Carton Marking

With specially marked information	N/C

Shipping

Ships **assembled, FOB Jasper, IN 47547, freight prepaid.** Freight class 100.

Specifications and prices are subject to change without prior notice.

Surface-Mount Storage

Tall Hutches with Paper Sorter-High-Gloss Acrylic Doors

Surface-Mount Storage
Tall Hutches with Paper Sorter-High-Gloss Acrylic Doors

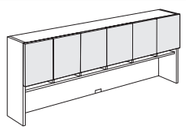

LITHS

Six High-Gloss Acrylic Doors and Paper Sorter

- One fixed shelf standard
- Center lower grommet located at bottom of hutch standard, specify color
- Optional upper task light grommets located at left, center, and right; color matches lower grommet
- Field-installed task lights are specified separately
- Field-installed tackboards are specified separately; specify 19"H models by hutch width
- 19-3/4" clearance below doors

	Features	W x D x H	MODEL NUMBER Basic Model	Door Finish	Laminate Color	Task Light Grommet Option	Grommet Color	Lock Option	Key Option	Divider Selection	Approx. Packaged Weight	Delivered Pricing	Lock Upcharge
	Six Doors/Six Slots	96x15x52-7/8	L661596THUS1HGA	□□	□□	□□□	□□	□□	□□	□□	278.0#	$ 7224	$ 132
	Six Doors/Six Slots	102x15x52-7/8	L6615102THUSHGA	□□	□□	□□□	□□	□□	□□	□□	296.0#	7329	132
	Six Doors/Six Slots	108x15x52-7/8	L6615108THUSHGA	□□	□□	□□□	□□	□□	□□	□□	313.0#	7488	132
				Ⓑ	Ⓒ	Ⓓ	Ⓔ	Ⓕ	Ⓖ	Ⓗ			

HOW TO ORDER

Indicate the following information on order form:
1. Quantity of each item.
2. Model number, including options. See "How To Build a Model Number".
3. Any special service required.

Note: • The □ indicates that a choice is required.
- The absence of the □ indicates that no choice is required.
- Alpha-numeric characters in place of □ indicate that no other alternatives are available.

HOW TO BUILD A MODEL NUMBER

Ⓐ Select basic model.

Ⓑ Select door finish.
Refer to the **Product Color Options** page in this price list.

Ⓒ Select laminate color.
Refer to the **Product Color Options** page in this price list.

Ⓓ Select task light grommet option.

LWMHU	- Lower grommet only
WMHUB	- Upper and lower grommets; add $61

Ⓔ Select grommet color.
Refer to the **Product Color Options** page in this price list.

Ⓕ Select lock option.

NL	- No lock (standard)
L	- With lock

See pricing column for lock upcharge.

Ⓖ Select key option.

KS	- Key standard
NLC	- No lock core

Only use if **L - With lock** was selected.

Ⓗ Select divider selection.

PCH	- Chrome
PLM	- Laminate

Refer to the **Product Color Options** page in this price list.

SPECIAL SERVICES

Special Carton Marking

With specially marked information	N/C

Shipping

Ships **assembled, FOB Jasper, IN 47547, freight prepaid.** Freight class 100.

Specifications and prices are subject to change without prior notice.

Surface-Mount Storage
Sliding Laminate Door Hutches

Surface-Mount Storage
Sliding Laminate Door Hutches

	MODEL	Features	W x D x H	MODEL NUMBER: Basic Model	Laminate Color	Task Light Grommet Option	Grommet Color	Approx. Packaged Weight	Delivered Pricing
 LISHU	**One Laminate Door** • Non-locking doors • Center lower grommet located at bottom of hutch standard, specify color • Optional upper task light grommets located at left, center, and right; color matches lower grommet • Field-installed task lights are specified separately • Field-installed tackboards are specified separately; specify 23"H models by hutch width • 23-3/4" clearance below doors	One Door	60x15x40-7/8	LI661560SHU	□□	□□□	□□	167.0#	$ 2109
		One Door	66x15x40-7/8	LI661566SHU	□□	□□□	□□	193.0#	2127
		One Door	72x15x40-7/8	LI661572SHU	□□	□□□	□□	207.0#	2192
		One Door	78x15x40-7/8	LI661578SHU	□□	□□□	□□	226.0#	2505
 LISHU	**Two Laminate Doors**	Two Doors	84x15x40-7/8	LI661584SHU	□□	□□□	□□	243.0#	$ 2617
		Two Doors	90x15x40-7/8	LI661590SHU	□□	□□□	□□	260.0#	3045
		Two Doors	96x15x40-7/8	LI661596SHU	□□	□□□	□□	278.0#	3119
		Two Doors	102x15x40-7/8	LI6615102SHU	□□	□□□	□□	296.0#	3276
		Two Doors	108x15x40-7/8	LI6615108SHU	□□	□□□	□□	313.0#	3524
				Ⓐ	Ⓑ	Ⓒ	Ⓓ		

HOW TO ORDER

Indicate the following information on order form:
1. Quantity of each item.
2. Model number, including options. See "How To Build a Model Number".
3. Any special service required.

Note: • The □ indicates that a choice is required.
- The absence of the □ indicates that no choice is required.
- Alpha-numeric characters in place of □ indicate that no other alternatives are available.

HOW TO BUILD A MODEL NUMBER

Ⓐ Select basic model.

Ⓑ Select laminate color.
Refer to the **Product Color Options** page in this price list.

Ⓒ Select task light grommet option.

LWMHU	- Lower grommet only
WMHU	- Upper and lower grommets; add $61

Ⓓ Select grommet color.
Refer to the **Product Color Options** page in this price list.

SPECIAL SERVICES

Special Carton Marking

With specially marked information	N/C

Shipping
Ships **assembled, FOB Jasper, IN 47547, freight prepaid.** Freight class 100.

Specifications and prices are subject to change without prior notice.

Surface-Mount Storage
Sliding Frosted Acrylic Door Hutches

Surface-Mount Storage
Sliding Frosted Acrylic Door Hutches

	MODEL	Features	W x D x H	MODEL NUMBER Basic Model	Laminate Color	Task Light Grommet Option	Grommet Color	Approx. Packaged Weight	Delivered Pricing
 LISHU	**One Metallic Framed Frosted Acrylic Door** • Non-locking doors • Center lower grommet located at bottom of hutch standard, specify color • Optional upper task light grommets located at left, center, and right; color matches lower grommet • Field-installed task lights are specified separately • Field-installed tackboards are specified separately; specify 23"H models by hutch width • 23-3/4" clearance below doors	One Door	60x15x40-7/8	LI661560SHU1AD	□□	□□□	□□	167.0#	$ 2409
		One Door	66x15x40-7/8	LI661566SHU1AD	□□	□□□	□□	193.0#	2428
		One Door	72x15x40-7/8	LI661572SHU1AD	□□	□□□	□□	207.0#	2494
		One Door	78x15x40-7/8	LI661578SHU1AD	□□	□□□	□□	226.0#	2807
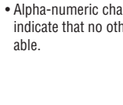 LISHU	**Two Metallic Framed Frosted Acrylic Doors**	Two Doors	84x15x40-7/8	LI661584SHU1AD	□□	□□□	□□	243.0#	$ 3217
		Two Doors	90x15x40-7/8	LI661590SHU1AD	□□	□□□	□□	260.0#	3647
		Two Doors	96x15x40-7/8	LI661596SHU1AD	□□	□□□	□□	278.0#	3720
		Two Doors	102x15x40-7/8	LI6615102SHU1AD	□□	□□□	□□	296.0#	3877
		Two Doors	108x15x40-7/8	LI6615108SHU1AD	□□	□□□	□□	313.0#	4124
				Ⓐ	Ⓑ	Ⓒ	Ⓓ		

HOW TO ORDER

Indicate the following information on order form:
1. Quantity of each item.
2. Model number, including options. See "How To Build a Model Number".
3. Any special service required.

Note: • The □ indicates that a choice is required.
- The absence of the □ indicates that no choice is required.
- Alpha-numeric characters in place of □ indicate that no other alternatives are available.

HOW TO BUILD A MODEL NUMBER

Ⓐ Select basic model.

Ⓑ Select laminate color.
Refer to the **Product Color Options** page in this price list.

Ⓒ Select task light grommet option.

LWMHU	- Lower grommet only
WMHU	- Upper and lower grommets; add $61

Ⓓ Select grommet color.
Refer to the **Product Color Options** page in this price list.

SPECIAL SERVICES

Special Carton Marking

With specially marked information	N/C

Shipping
Ships **assembled, FOB Jasper, IN 47547, freight prepaid.** Freight class 100.

Specifications and prices are subject to change without prior notice.

Surface-Mount Storage
Sliding Dry-Erase Door Hutches

Surface-Mount Storage
Sliding Dry-Erase Door Hutches

	MODEL	Features	W x D x H	MODEL NUMBER: Basic Model	Laminate Color	Task Light Grommet Option	Grommet Color	Approx. Packaged Weight	Delivered Pricing
 LISHU	**One Dry-Erase Door** • Non-locking doors • Center lower grommet located at bottom of hutch standard, specify color • Optional upper task light grommets located at left, center, and right; color matches lower grommet • Field-installed task lights are specified separately • Field-installed tackboards are specified separately; specify 23"H models by hutch width • 23-3/4" clearance below doors	One Door	60x15x40-7/8	LI661560SHU1DEB	☐☐	☐☐☐	☐☐	167.0#	$ 2178
		One Door	66x15x40-7/8	LI661566SHU1DEB	☐☐	☐☐☐	☐☐	193.0#	2196
		One Door	72x15x40-7/8	LI661572SHU1DEB	☐☐	☐☐☐	☐☐	207.0#	2262
		One Door	78x15x40-7/8	LI661578SHU1DEB	☐☐	☐☐☐	☐☐	226.0#	2574
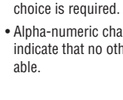 LISHU	**Two Dry-Erase Doors**	Two Doors	84x15x40-7/8	LI661584SHU1DEB	☐☐	☐☐☐	☐☐	243.0#	$ 2754
		Two Doors	90x15x40-7/8	LI661590SHU1DEB	☐☐	☐☐☐	☐☐	260.0#	3182
		Two Doors	96x15x40-7/8	LI661596SHU1DEB	☐☐	☐☐☐	☐☐	278.0#	3255
		Two Doors	102x15x40-7/8	L6615102SHU1DEB	☐☐	☐☐☐	☐☐	296.0#	3413
		Two Doors	108x15x40-7/8	L6615108SHU1DEB	☐☐	☐☐☐	☐☐	313.0#	3660
					Ⓐ	Ⓑ	Ⓒ	Ⓓ	

HOW TO ORDER

Indicate the following information on order form:
1. Quantity of each item.
2. Model number, including options. See "How To Build a Model Number".
3. Any special service required.

Note: • The ☐ indicates that a choice is required.
- The absence of the ☐ indicates that no choice is required.
- Alpha-numeric characters in place of ☐ indicate that no other alternatives are available.

HOW TO BUILD A MODEL NUMBER

Ⓐ Select basic model.

Ⓑ Select laminate color.
Refer to the **Product Color Options** page in this price list.

Ⓒ Select task light grommet option.

LWMHU	- Lower grommet only
WMHU	- Upper and lower grommets; add $61

Ⓓ Select grommet color.
Refer to the **Product Color Options** page in this price list.

SPECIAL SERVICES

Special Carton Marking

With specially marked information	N/C

Shipping
Ships **assembled, FOB Jasper, IN 47547, freight prepaid.** Freight class 100.

Specifications and prices are subject to change without prior notice.

Surface-Mount Storage
Sliding High-Gloss Acrylic Door Hutches

Surface-Mount Storage
Sliding High-Gloss Acrylic Door Hutches

	MODEL	Features	W x D x H	MODEL NUMBER Basic Model	Door Finish	Laminate Color	Task Light Grommet Option	Grommet Color	Approx. Packaged Weight	Delivered Pricing
 LISHU	**One High-Gloss Acrylic Door** • Non-locking doors • Center lower grommet located at bottom of hutch standard, specify color • Optional upper task light grommets located at left, center, and right; color matches lower grommet • Field-installed task lights are specified separately • Field-installed tackboards are specified separately; specify 23"H models by hutch width • 23-3/4" clearance below doors	One Door	60x15x40-7/8	LI661560SHU1HGA	□□	□□	□□□	□□	167.0#	$ 2710
		One Door	66x15x40-7/8	LI661566SHU1HGA	□□	□□	□□□	□□	193.0#	2729
		One Door	72x15x40-7/8	LI661572SHU1HGA	□□	□□	□□□	□□	207.0#	2794
		One Door	78x15x40-7/8	LI661578SHU1HGA	□□	□□	□□□	□□	226.0#	3106
 LISHU	**Two High-Gloss Acrylic Doors**	Two Doors	84x15x40-7/8	LI661584SHU1HGA	□□	□□	□□□	□□	243.0#	$ 3818
		Two Doors	90x15x40-7/8	LI661590SHU1HGA	□□	□□	□□□	□□	260.0#	4247
		Two Doors	96x15x40-7/8	LI661596SHU1HGA	□□	□□	□□□	□□	278.0#	4321
		Two Doors	102x15x40-7/8	L6615102SHU1HGA	□□	□□	□□□	□□	296.0#	4477
		Two Doors	108x15x40-7/8	L6615108SHU1HGA	□□	□□	□□□	□□	313.0#	4726
					Ⓐ	Ⓑ	Ⓒ	Ⓓ	Ⓔ	

HOW TO ORDER

Indicate the following information on order form:
1. Quantity of each item.
2. Model number, including options. See "How To Build a Model Number".
3. Any special service required.

Note: • The □ indicates that a choice is required.
- The absence of the □ indicates that no choice is required.
- Alpha-numeric characters in place of □ indicate that no other alternatives are available.

HOW TO BUILD A MODEL NUMBER

Ⓐ Select basic model.

Ⓑ Select door finish.
Refer to the **Product Color Options** page in this price list.

Ⓒ Select laminate color.
Refer to the **Product Color Options** page in this price list.

Ⓓ Select task light grommet option.

LWMHU	- Lower grommet only
WMHU	- Upper and lower grommets; add $61

Ⓔ Select grommet color.
Refer to the **Product Color Options** page in this price list.

SPECIAL SERVICES

Special Carton Marking

With specially marked information	N/C

Shipping
Ships **assembled, FOB Jasper, IN 47547, freight prepaid.** Freight class 100.

Specifications and prices are subject to change without prior notice.

Surface-Mount Storage

Sliding Door Hutches with Paper Sorter-Laminate

Surface-Mount Storage
Sliding Door Hutches with Paper Sorter-Laminate

	Features	W x D x H	MODEL NUMBER Basic Model	Laminate Color	Task Light Grommet Option	Grommet Color	Divider Selection	Approx. Packaged Weight	Delivered Pricing
	One Door/Four Slots	60x15x40-7/8	LI661560SHUS	☐☐	☐☐☐	☐☐	☐☐	167.0#	$ 2837
	One Door/Four Slots	66x15x40-7/8	LI661566SHUS	☐☐	☐☐☐	☐☐	☐☐	193.0#	2906
	One Door/Four Slots	72x15x40-7/8	LI661572SHUS	☐☐	☐☐☐	☐☐	☐☐	207.0#	3019
	One Door/Four Slots	78x15x40-7/8	LI661578SHUS	☐☐	☐☐☐	☐☐	☐☐	226.0#	3385
LISHS									
One Laminate Door with Paper Sorter									
• Non-locking doors • Center lower grommet located at bottom of hutch standard, specify color • Optional upper task light grommets located at left, center, and right; color matches lower grommet • Field-installed task lights are specified separately • Field-installed tackboards are specified separately; specify 19"H models by hutch width • 19-3/4" clearance below doors									
	Two Doors/Five Slots	84x15x40-7/8	LI661584SHUS	☐☐	☐☐☐	☐☐	☐☐	243.0#	$ 3550
	Two Doors/Five Slots	90x15x40-7/8	LI661590SHUS	☐☐	☐☐☐	☐☐	☐☐	260.0#	4035
	Two Doors/Six Slots	96x15x40-7/8	LI661596SHUS	☐☐	☐☐☐	☐☐	☐☐	278.0#	4155
	Two Doors/Six Slots	102x15x40-7/8	LI6615102SHUS	☐☐	☐☐☐	☐☐	☐☐	296.0#	4354
	Two Doors/Six Slots	108x15x40-7/8	LI6615108SHUS	☐☐	☐☐☐	☐☐	☐☐	313.0#	4649
LISHS									
Two Laminate Doors with Paper Sorter									

Ⓐ Ⓑ Ⓒ Ⓓ Ⓔ

HOW TO ORDER

Indicate the following information on order form:
1. Quantity of each item.
2. Model number, including options. See "How To Build a Model Number".
3. Any special service required.

Note: • The ☐ indicates that a choice is required.
- The absence of the ☐ indicates that no choice is required.
- Alpha-numeric characters in place of ☐ indicate that no other alternatives are available.

HOW TO BUILD A MODEL NUMBER

Ⓐ Select basic model.

Ⓑ Select laminate color.
Refer to the **Product Color Options** page in this price list.

Ⓒ Select task light grommet option.

LWMHU	- Lower grommet only
WMHUB	- Upper and lower grommets; add $61

Ⓓ Select grommet color.
Refer to the **Product Color Options** page in this price list.

Ⓔ Select divider selection.

PCH	- Chrome
PLM	- Laminate

Refer to the **Product Color Options** page in this price list.

SPECIAL SERVICES

Special Carton Marking

With specially marked information	N/C

Shipping

Ships **assembled, FOB Jasper, IN 47547, freight prepaid.** Freight class 100.

Specifications and prices are subject to change without prior notice.

Surface-Mount Storage

Sliding Door Hutches with Paper Sorter-Frosted Acrylic

Surface-Mount Storage
Sliding Door Hutches with Paper Sorter-Frosted Acrylic

	Features	W x D x H	MODEL NUMBER Basic Model	Laminate Color	Task Light Grommet Option	Grommet Color	Divider Selection	Approx. Packaged Weight	Delivered Pricing
	One Door/Four Slots	60x15x40-7/8	LI661560SHUS1AD	☐☐	☐☐☐	☐☐	☐☐	167.0#	$ 3138
	One Door/Four Slots	66x15x40-7/8	LI661566SHUS1AD	☐☐	☐☐☐	☐☐	☐☐	193.0#	3206
	One Door/Four Slots	72x15x40-7/8	LI661572SHUS1AD	☐☐	☐☐☐	☐☐	☐☐	207.0#	3319
	One Door/Four Slots	78x15x40-7/8	LI661578SHUS1AD	☐☐	☐☐☐	☐☐	☐☐	226.0#	3686
LISHS									
One Metallic Framed Frosted Acrylic Door with Paper Sorter									
• Non-locking doors • Center lower grommet located at bottom of hutch standard, specify color • Optional upper task light grommets located at left, center, and right; color matches lower grommet • Field-installed task lights are specified separately • Field-installed tackboards are specified separately; specify 19"H models by hutch width • 19-3/4" clearance below doors									
	Two Doors/Five Slots	84x15x40-7/8	LI661584SHUS1AD	☐☐	☐☐☐	☐☐	☐☐	243.0#	$ 4151
	Two Doors/Five Slots	90x15x40-7/8	LI661590SHUS1AD	☐☐	☐☐☐	☐☐	☐☐	260.0#	4637
	Two Doors/Six Slots	96x15x40-7/8	LI661596SHUS1AD	☐☐	☐☐☐	☐☐	☐☐	278.0#	4755
	Two Doors/Six Slots	102x15x40-7/8	L6615102SHUS1AD	☐☐	☐☐☐	☐☐	☐☐	296.0#	4956
	Two Doors/Six Slots	108x15x40-7/8	L6615108SHUS1AD	☐☐	☐☐☐	☐☐	☐☐	313.0#	5250
LISHS									
Two Metallic Framed Frosted Acrylic Doors with Paper Sorter									
				Ⓐ	Ⓑ	Ⓒ	Ⓓ	Ⓔ	

HOW TO ORDER

Indicate the following information on order form:
1. Quantity of each item.
2. Model number, including options. See "How To Build a Model Number".
3. Any special service required.

Note: • The ☐ indicates that a choice is required.
- The absence of the ☐ indicates that no choice is required.
- Alpha-numeric characters in place of ☐ indicate that no other alternatives are available.

HOW TO BUILD A MODEL NUMBER

Ⓐ Select basic model.

Ⓑ Select laminate color.
Refer to the **Product Color Options** page in this price list.

Ⓒ Select task light grommet option.

LWMHU	- Lower grommet only
WMHUB	- Upper and lower grommets; add $61

Ⓓ Select grommet color.
Refer to the **Product Color Options** page in this price list.

Ⓔ Select divider selection.

PCH	- Chrome
PLM	- Laminate

Refer to the **Product Color Options** page in this price list.

SPECIAL SERVICES

Special Carton Marking

With specially marked information	N/C

Shipping

Ships **assembled, FOB Jasper, IN 47547, freight prepaid.** Freight class 100.

Specifications and prices are subject to change without prior notice.

Surface-Mount Storage
Sliding Door Hutches with Paper Sorter-Dry-Erase

Surface-Mount Storage
Sliding Door Hutches with Paper Sorter-Dry-Erase

	Features	W x D x H	MODEL NUMBER Basic Model	Laminate Color	Task Light Grommet Option	Grommet Color	Divider Selection	Approx. Packaged Weight	Delivered Pricing
	One Door/Four Slots	60x15x40-7/8	L661560SHUS1DEB	□□	□□□	□□	□□	167.0#	$ 2906
	One Door/Four Slots	66x15x40-7/8	L661566SHUS1DEB	□□	□□□	□□	□□	193.0#	2975
	One Door/Four Slots	72x15x40-7/8	L661572SHUS1DEB	□□	□□□	□□	□□	207.0#	3087
	One Door/Four Slots	78x15x40-7/8	L661578SHUS1DEB	□□	□□□	□□	□□	226.0#	3455
LISHS									
One Dry-Erase Door with Paper Sorter									
• Non-locking doors • Center lower grommet located at bottom of hutch standard, specify color • Optional upper task light grommets located at left, center, and right; color matches lower grommet • Field-installed task lights are specified separately • Field-installed tackboards are specified separately; specify 19"H models by hutch width • 19-3/4" clearance below doors									
	Two Doors/Five Slots	84x15x40-7/8	L661584SHUS1DEB	□□	□□□	□□	□□	243.0#	$ 3687
	Two Doors/Five Slots	90x15x40-7/8	L661590SHUS1DEB	□□	□□□	□□	□□	260.0#	4173
	Two Doors/Six Slots	96x15x40-7/8	L661596SHUS1DEB	□□	□□□	□□	□□	278.0#	4292
	Two Doors/Six Slots	102x15x40-7/8	L6615102SHUSDEB	□□	□□□	□□	□□	296.0#	4492
	Two Doors/Six Slots	108x15x40-7/8	L6615108SHUSDEB	□□	□□□	□□	□□	313.0#	4786
LISHS									
Two Dry-Erase Doors with Paper Sorter									
				Ⓐ	Ⓑ	Ⓒ	Ⓓ	Ⓔ	

HOW TO ORDER

Indicate the following information on order form:
1. Quantity of each item.
2. Model number, including options. See "How To Build a Model Number".
3. Any special service required.

Note: • The □ indicates that a choice is required.
- The absence of the □ indicates that no choice is required.
- Alpha-numeric characters in place of □ indicate that no other alternatives are available.

HOW TO BUILD A MODEL NUMBER

Ⓐ Select basic model.

Ⓑ Select laminate color.
Refer to the **Product Color Options** page in this price list.

Ⓒ Select task light grommet option.

LWMHU	- Lower grommet only
WMHUB	- Upper and lower grommets; add $61

Ⓓ Select grommet color.
Refer to the **Product Color Options** page in this price list.

Ⓔ Select divider selection.

PCH	- Chrome
PLM	- Laminate

Refer to the **Product Color Options** page in this price list.

SPECIAL SERVICES

Special Carton Marking

With specially marked information	N/C

Shipping
Ships **assembled, FOB Jasper, IN 47547, freight prepaid.** Freight class 100.

Specifications and prices are subject to change without prior notice.

Surface-Mount Storage

Sliding Door Hutches with Paper Sorter-High-Gloss Acrylic

Surface-Mount Storage

Sliding Door Hutches with Paper Sorter-High-Gloss Acrylic

	Features	W x D x H	MODEL NUMBER Basic Model	Door Finish (A)	Laminate Color (B)	Task Light Grommet Option (C)	Grommet Color (D)	Divider Selection (E)	Approx. Packaged Weight	Delivered Pricing
 LISHS **One High-Gloss Acrylic Door with Paper Sorter** • Non-locking doors • Center lower grommet located at bottom of hutch standard, specify color • Optional upper task light grommets located at left, center, and right; color matches lower grommet • Field-installed task lights are specified separately • Field-installed tackboards are specified separately; specify 19"H models by hutch width • 19-3/4" clearance below doors	One Door/Four Slots	60x15x40-7/8	L661560SHUS1HGA	□□	□□	□□□	□□	□□	167.0#	$ 3438
	One Door/Four Slots	66x15x40-7/8	L661566SHUS1HGA	□□	□□	□□□	□□	□□	193.0#	3507
	One Door/Four Slots	72x15x40-7/8	L661572SHUS1HGA	□□	□□	□□□	□□	□□	207.0#	3620
	One Door/Four Slots	78x15x40-7/8	L661578SHUS1HGA	□□	□□	□□□	□□	□□	226.0#	3986
 LISHS **Two High-Gloss Acrylic Doors with Paper Sorter**	Two Doors/Five Slots	84x15x40-7/8	L661584SHUS1HGA	□□	□□	□□□	□□	□□	243.0#	$ 4752
	Two Doors/Five Slots	90x15x40-7/8	L661590SHUS1HGA	□□	□□	□□□	□□	□□	260.0#	5237
	Two Doors/Six Slots	96x15x40-7/8	L661596SHUS1HGA	□□	□□	□□□	□□	□□	278.0#	4155
	Two Doors/Six Slots	102x15x40-7/8	L6615102SHUSHGA	□□	□□	□□□	□□	□□	296.0#	5557
	Two Doors/Six Slots	108x15x40-7/8	L6615108SHUSHGA	□□	□□	□□□	□□	□□	313.0#	5851

Ⓐ Ⓑ Ⓒ Ⓓ Ⓔ Ⓕ

HOW TO ORDER

Indicate the following information on order form:
1. Quantity of each item.
2. Model number, including options. See "How To Build a Model Number".
3. Any special service required.

Note: • The □ indicates that a choice is required.
- The absence of the □ indicates that no choice is required.
- Alpha-numeric characters in place of □ indicate that no other alternatives are available.

HOW TO BUILD A MODEL NUMBER

Ⓐ Select basic model.

Ⓑ Select door finish.
Refer to the **Product Color Options** page in this price list.

Ⓒ Select laminate color.
Refer to the **Product Color Options** page in this price list.

Ⓓ Select task light grommet option.

LWMHU	- Lower grommet only
WMHUB	- Upper and lower grommets; add $61

Ⓔ Select grommet color.
Refer to the **Product Color Options** page in this price list.

Ⓕ Select divider selection.

PCH	- Chrome
PLM	- Laminate

Refer to the **Product Color Options** page in this price list.

SPECIAL SERVICES

Special Carton Marking

With specially marked information	N/C

Shipping

Ships **assembled, FOB Jasper, IN 47547, freight prepaid.** Freight class 100.

Specifications and prices are subject to change without prior notice.

Surface-Mount Storage
Open Hutches

Surface-Mount Storage
Open Hutches

	MODEL	Features	W x D x H	MODEL NUMBER: Basic Model	Laminate Color	Task Light Grommet Option	Grommet Color	Approx. Packaged Weight	Delivered Pricing
 LISOH	**One Compartment** • Center lower grommet located at bottom of hutch standard, specify color • Optional upper task light grommets located at left, center, and right; color matches lower grommet • Field-installed task lights are specified separately • Field-installed tackboards are specified separately; specify 23"H models by hutch width • 23-3/4" clearance below shelf; 13-1/2" internal clearance	One Compartment	30x14-1/4x40-7/8	LI6615300H	□□	□□□	□□	61.0#	$ 860
		One Compartment	36x14-1/4x40-7/8	LI6615360H	□□	□□□	□□	69.0#	987
		One Compartment	42x14-1/4x40-7/8	LI6615420H	□□	□□□	□□	77.0#	1136
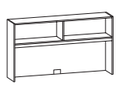 LISOH	**Two Compartments**	Two Compartments	48x14-1/4x40-7/8	LI6615480H	□□	□□□	□□	89.0#	$ 1266
		Two Compartments	54x14-1/4x40-7/8	LI6615540H	□□	□□□	□□	98.0#	1370
		Two Compartments	60x14-1/4x40-7/8	LI6615600H	□□	□□□	□□	106.0#	1475
		Two Compartments	66x14-1/4x40-7/8	LI6615660H	□□	□□□	□□	114.0#	1500
		Two Compartments	72x14-1/4x40-7/8	LI6615720H	□□	□□□	□□	121.0#	1557
		Two Compartments	78x14-1/4x40-7/8	LI6615780H	□□	□□□	□□	130.0#	1845
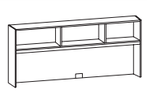 LISOH	**Three Compartments**	Three Compartments	84x14-1/4x40-7/8	LI6615840H	□□	□□□	□□	142.0#	$ 1894
		Three Compartments	90x14-1/4x40-7/8	LI6615900H	□□	□□□	□□	150.0#	2197
		Three Compartments	96x14-1/4x40-7/8	LI6615960H	□□	□□□	□□	158.0#	2350
		Three Compartments	102x14-1/4x40-7/8	LI66151020H	□□	□□□	□□	173.0#	2387
		Three Compartments	108x14-1/4x40-7/8	LI66151080H	□□	□□□	□□	192.0#	2492
				Ⓐ	Ⓑ	Ⓒ	Ⓓ		

HOW TO ORDER

Indicate the following information on order form:
1. Quantity of each item.
2. Model number, including options. See "How To Build a Model Number".
3. Any special service required.

Note: • The □ indicates that a choice is required.
- The absence of the □ indicates that no choice is required.
- Alpha-numeric characters in place of □ indicate that no other alternatives are available.

HOW TO BUILD A MODEL NUMBER

Ⓐ Select basic model.

Ⓑ Select laminate color.
Refer to the **Product Color Options** page in this price list.

Ⓒ Select task light grommet option.

LWMHU	- Lower grommet only
WMHU	- Upper and lower grommets; add $61

Ⓓ Select grommet color.
Refer to the **Product Color Options** page in this price list.

SPECIAL SERVICES

Special Carton Marking

With specially marked information	N/C

Shipping

Ships **assembled, FOB Jasper, IN 47547, freight prepaid.** Freight class 100.

Specifications and prices are subject to change without prior notice.

Surface-Mount Storage
Open Hutches with Paper Sorter

Surface-Mount Storage
Open Hutches with Paper Sorter

	Features	W x D x H	MODEL NUMBER Basic Model	Laminate Color Ⓑ	Task Light Grommet Option Ⓒ	Grommet Color Ⓓ	Divider Selection Ⓔ	Approx. Packaged Weight	Delivered Pricing
	One Compartment/Two Slots	30x14-1/4x40-7/8	LI661530OHS	□□	□□□	□□	□□	61.0#	$ 1352
	One Compartment/Two Slots	36x14-1/4x40-7/8	LI661536OHS	□□	□□□	□□	□□	69.0#	1527
	One Compartment/Two Slots	42x14-1/4x40-7/8	LI661542OHS	□□	□□□	□□	□□	77.0#	1722
LISOS									
One Compartment									
• Center lower grommet located at bottom of hutch standard, specify color • Optional upper task light grommets located at left, center, and right; color matches lower grommet • Field-installed task lights are specified separately • Field-installed tackboards are specified separately; specify 19"H models by hutch width • 19-3/4" clearance below shelf; 13-1/2" internal clearance									
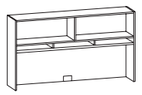	Two Compartments/Three Slots	48x14-1/4x40-7/8	LI661548OHS	□□	□□□	□□	□□	89.0#	$ 1895
	Two Compartments/Three Slots	54x14-1/4x40-7/8	LI661554OHS	□□	□□□	□□	□□	98.0#	2049
	Two Compartments/Four Slots	60x14-1/4x40-7/8	LI661560OHS	□□	□□□	□□	□□	106.0#	2204
	Two Compartments/Four Slots	66x14-1/4x40-7/8	LI661566OHS	□□	□□□	□□	□□	114.0#	2280
	Two Compartments/Four Slots	72x14-1/4x40-7/8	LI661572OHS	□□	□□□	□□	□□	121.0#	2382
LISOS	Two Compartments/Four Slots	78x14-1/4x40-7/8	LI661578OHS	□□	□□□	□□	□□	130.0#	2724
Two Compartments									
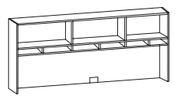	Three Compartments/Five Slots	84x14-1/4x40-7/8	LI661584OHS	□□	□□□	□□	□□	142.0#	$ 2828
	Three Compartments/Five Slots	90x14-1/4x40-7/8	LI661590OHS	□□	□□□	□□	□□	150.0#	3188
	Three Compartments/Six Slots	96x14-1/4x40-7/8	LI661596OHS	□□	□□□	□□	□□	158.0#	3385
	Three Compartments/Six Slots	102x14-1/4x40-7/8	LI66151020HS	□□	□□□	□□	□□	173.0#	3466
	Three Compartments/Six Slots	108x14-1/4x40-7/8	LI66151080HS	□□	□□□	□□	□□	192.0#	3617
LISOS									
Three Compartments									

Ⓐ Ⓑ Ⓒ Ⓓ Ⓔ

HOW TO ORDER

Indicate the following information on order form:
1. Quantity of each item.
2. Model number, including options. See "How To Build a Model Number".
3. Any special service required.

Note: • The □ indicates that a choice is required.
- The absence of the □ indicates that no choice is required.
- Alpha-numeric characters in place of □ indicate that no other alternatives are available.

HOW TO BUILD A MODEL NUMBER

Ⓐ Select basic model.

Ⓑ Select laminate color.
Refer to the **Product Color Options** page in this price list.

Ⓒ Select task light grommet option.

LWMHU	- Lower grommet only
WMHUB	- Upper and lower grommets; add $61

Ⓓ Select grommet color.
Refer to the **Product Color Options** page in this price list.

Ⓔ Select divider selection.

PCH	- Chrome
PLM	- Laminate

Refer to the **Product Color Options** page in this price list.

SPECIAL SERVICES

Special Carton Marking

With specially marked information	N/C

Shipping
Ships **assembled, FOB Jasper, IN 47547, freight prepaid.** Freight class 100.

Specifications and prices are subject to change without prior notice.

Surface-Mount Storage
Tall Open Hutches

Surface-Mount Storage
Tall Open Hutches

	MODEL	Features	W x D x H	MODEL NUMBER: Basic Model	Laminate Color	Task Light Grommet Option	Grommet Color	Approx. Packaged Weight	Delivered Pricing
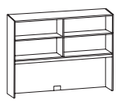 LITOH	**Four Compartments** • Center lower grommet located at bottom of hutch standard, specify color • Optional upper task light grommets located at left, center, and right; color matches lower grommet • Field-installed task lights are specified separately • Field-installed tackboards are specified separately; specify 23"H models by hutch width • 23-3/4" clearance below shelf; 12-3/8" internal clearance	Four Compartments	60x14-1/4x52-7/8	LI661560TOH	□□	□□□	□□	144.0#	$ 1894
		Four Compartments	66x14-1/4x52-7/8	LI661566TOH	□□	□□□	□□	149.0#	1901
		Four Compartments	72x14-1/4x52-7/8	LI661572TOH	□□	□□□	□□	166.0#	1973
		Four Compartments	78x14-1/4x52-7/8	LI661578TOH	□□	□□□	□□	177.0#	2248
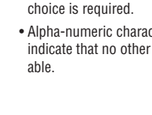 LITOH	**Six Compartments**	Six Compartments	84x14-1/4x52-7/8	LI661584TOH	□□	□□□	□□	195.0#	$ 2291
		Six Compartments	90x14-1/4x52-7/8	LI661590TOH	□□	□□□	□□	206.0#	2589
		Six Compartments	96x14-1/4x52-7/8	LI661596TOH	□□	□□□	□□	217.0#	2701
		Six Compartments	102x14-1/4x52-7/8	LI6615102TOH	□□	□□□	□□	228.0#	2737
		Six Compartments	108x14-1/4x52-7/8	LI6615108TOH	□□	□□□	□□	239.0#	2833
					Ⓐ	Ⓑ	Ⓒ	Ⓓ	

HOW TO ORDER

Indicate the following information on order form:
1. Quantity of each item.
2. Model number, including options. See "How To Build a Model Number".
3. Any special service required.

Note: • The □ indicates that a choice is required.
- The absence of the □ indicates that no choice is required.
- Alpha-numeric characters in place of □ indicate that no other alternatives are available.

HOW TO BUILD A MODEL NUMBER

Ⓐ Select basic model.

Ⓑ Select laminate color.
Refer to the **Product Color Options** page in this price list.

Ⓒ Select task light grommet option.

LWMHU	- Lower grommet only
WMHU	- Upper and lower grommets; add $61

Ⓓ Select grommet color.
Refer to the **Product Color Options** page in this price list.

SPECIAL SERVICES

Special Carton Marking

With specially marked information	N/C

Shipping

Ships **assembled, FOB Jasper, IN 47547, freight prepaid.** Freight class 100.

Specifications and prices are subject to change without prior notice.

Surface-Mount Storage

Tall Open Hutches with Paper Sorter

Surface-Mount Storage
Tall Open Hutches with Paper Sorter

	Features	W x D x H	MODEL NUMBER Basic Model	Laminate Color	Divider Selection	Task Light Grommet Option	Grommet Color	Approx. Packaged Weight	Delivered Pricing
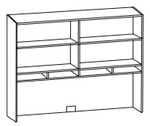	Four Compartments/Four Slots	60x14-1/4x52-7/8	LI661560TOHS	☐☐	☐☐	☐☐☐	☐☐	144.0#	$ 2622
	Four Compartments/Four Slots	66x14-1/4x52-7/8	LI661566TOHS	☐☐	☐☐	☐☐☐	☐☐	149.0#	2681
	Four Compartments/Four Slots	72x14-1/4x52-7/8	LI661572TOHS	☐☐	☐☐	☐☐☐	☐☐	166.0#	2798
	Four Compartments/Four Slots	78x14-1/4x52-7/8	LI661578TOHS	☐☐	☐☐	☐☐☐	☐☐	177.0#	3127
LITOS **Four Compartments** • Center lower grommet located at bottom of hutch standard, specify color • Optional upper task light grommets located at left, center, and right; color matches lower grommet • Field-installed task lights are specified separately • Field-installed tackboards are specified separately; specify 19"H models by hutch width • 19-3/4" clearance below shelf; 12-3/8" internal clearance									
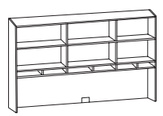	Six Compartments/Five Slots	84x14-1/4x52-7/8	LI661584TOHS	☐☐	☐☐	☐☐☐	☐☐	195.0#	$ 3226
	Six Compartments/Five Slots	90x14-1/4x52-7/8	LI661590TOHS	☐☐	☐☐	☐☐☐	☐☐	206.0#	3578
	Six Compartments/Six Slots	96x14-1/4x52-7/8	LI661596TOHS	☐☐	☐☐	☐☐☐	☐☐	217.0#	3692
	Six Compartments/Six Slots	102x14-1/4x52-7/8	LI6615102TOHS	☐☐	☐☐	☐☐☐	☐☐	228.0#	3817
	Six Compartments/Six Slots	108x14-1/4x52-7/8	LI6615108TOHS	☐☐	☐☐	☐☐☐	☐☐	239.0#	3959
LITOS **Six Compartments**									
			Ⓐ	Ⓑ	Ⓒ	Ⓓ	Ⓔ		

HOW TO ORDER

Indicate the following information on order form:
1. Quantity of each item.
2. Model number, including options. See "How To Build a Model Number".
3. Any special service required.

Note: • The ☐ indicates that a choice is required.
- The absence of the ☐ indicates that no choice is required.
- Alpha-numeric characters in place of ☐ indicate that no other alternatives are available.

HOW TO BUILD A MODEL NUMBER

Ⓐ Select basic model.

Ⓑ Select laminate color.
Refer to the **Product Color Options** page in this price list.

Ⓒ Select divider selection.

PCH	- Chrome
PLM	- Laminate

Refer to the **Product Color Options** page in this price list.

Ⓓ Select task light grommet option.

LWMHU	- Lower grommet only
WMHUB	- Upper and lower grommets; add $61

Ⓔ Select grommet color.
Refer to the **Product Color Options** page in this price list.

SPECIAL SERVICES

Special Carton Marking

With specially marked information	N/C

Shipping

Ships **assembled, FOB Jasper, IN 47547, freight prepaid.** Freight class 100.

Specifications and prices are subject to change without prior notice.

Wall-Mount Storage
Laminate Door Hutches

Wall-Mount Storage
Laminate Door Hutches

	MODEL	Features	W x D x H	MODEL NUMBER Basic Model	Laminate Color	Lock Option	Key Option	Approx. Packaged Weight	Delivered Pricing	Lock Upcharge
	**Two Laminate Doors** • Field-installed tasklights are specified separately • 13-1/2" internal clearance	Two Doors	30x15x17-3/16	LI661530WD	☐☐	☐☐	☐☐	48.0#	$ 789	$ 85
		Two Doors	36x15x17-3/16	LI661536WD	☐☐	☐☐	☐☐	58.0#	910	85
		Two Doors	42x15x17-3/16	LI661542WD	☐☐	☐☐	☐☐	67.0#	1044	85
LIWDD										
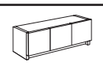	**Three Laminate Doors**	Three Doors	48x15x17-3/16	LI661548WD	☐☐	☐☐	☐☐	77.0#	$ 1393	$ 109
		Three Doors	54x15x17-3/16	LI661554WD	☐☐	☐☐	☐☐	87.0#	1504	109
LIWDD										
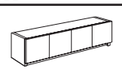	**Four Laminate Doors**	Four Doors	60x15x17-3/16	LI661560WD	☐☐	☐☐	☐☐	96.0#	$ 1620	$ 109
		Four Doors	66x15x17-3/16	LI661566WD	☐☐	☐☐	☐☐	105.0#	1647	109
		Four Doors	72x15x17-3/16	LI661572WD	☐☐	☐☐	☐☐	118.0#	1703	109
LIWDD		Four Doors	78x15x17-3/16	LI661578WD	☐☐	☐☐	☐☐	128.0#	2028	109
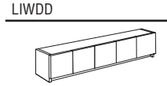	**Five Laminate Doors**	Five Doors	84x15x17-3/16	LI661584WD	☐☐	☐☐	☐☐	138.0#	$ 2077	$ 132
		Five Doors	90x15x17-3/16	LI661590WD	☐☐	☐☐	☐☐	148.0#	2407	132
LIWDD										
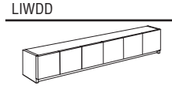	**Six Laminate Doors**	Six Doors	96x15x17-3/16	LI661596WD	☐☐	☐☐	☐☐	158.0#	$ 2579	$ 132
		Six Doors	102x15x17-3/16	LI6615102WD	☐☐	☐☐	☐☐	168.0#	2618	132
		Six Doors	108x15x17-3/16	LI6615108WD	☐☐	☐☐	☐☐	178.0#	2735	132
LIWDD										
				Ⓐ	Ⓑ	Ⓒ	Ⓓ			

HOW TO ORDER

Indicate the following information on order form:
1. Quantity of each item.
2. Model number, including options. See "How To Build a Model Number".
3. Any special service required.

Note: • The ☐ indicates that a choice is required.
- The absence of the ☐ indicates that no choice is required.
- Alpha-numeric characters in place of ☐ indicate that no other alternatives are available.

HOW TO BUILD A MODEL NUMBER

Ⓐ Select basic model.

Ⓑ Select laminate color.
Refer to the **Product Color Options** page in this price list.

Ⓒ Select lock option.

NL	- No lock (standard)
L	- With lock

See pricing column for lock upcharge.

Ⓓ Select key option.

KS	- Key standard
NLC	- No lock core

Only use if **L - With lock** was selected.

SPECIAL SERVICES

Special Carton Marking

With specially marked information	N/C

Shipping
Ships **assembled, FOB Jasper, IN 47547, freight prepaid.** Freight class 100.

Specifications and prices are subject to change without prior notice.

Wall-Mount Storage
Frosted Acrylic Door Hutches

Wall-Mount Storage
Frosted Acrylic Door Hutches

	MODEL	Features	W x D x H	MODEL NUMBER: Basic Model	MODEL NUMBER: Laminate Color	Approx. Packaged Weight	Delivered Pricing
 LIWDD	**Two Metallic Framed Frosted Acrylic Doors** • Non-locking doors • Metallic-framed frosted non-locking acrylic doors • Field-installed tasklights are specified separately • 13-1/2" internal clearance	Two Doors	30x15x17-3/16	LI661530WD1AD	☐☐	48.0#	$ 992
		Two Doors	36x15x17-3/16	LI661536WD1AD	☐☐	58.0#	1114
		Two Doors	42x15x17-3/16	LI661542WD1AD	☐☐	67.0#	1248
 LIWDD	**Three Metallic Framed Frosted Acrylic Doors**	Three Doors	48x15x17-3/16	LI661548WD1AD	☐☐	77.0#	$ 1700
		Three Doors	54x15x17-3/16	LI661554WD1AD	☐☐	87.0#	1809
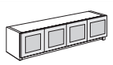 LIWDD	**Four Metallic Framed Frosted Acrylic Doors**	Four Doors	60x15x17-3/16	LI661560WD1AD	☐☐	96.0#	$ 2030
		Four Doors	66x15x17-3/16	LI661566WD1AD	☐☐	105.0#	2056
		Four Doors	72x15x17-3/16	LI661572WD1AD	☐☐	118.0#	2112
		Four Doors	78x15x17-3/16	LI661578WD1AD	☐☐	128.0#	2437
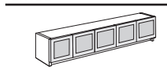 LIWDD	**Five Metallic Framed Frosted Acrylic Doors**	Five Doors	84x15x17-3/16	LI661584WD1AD	☐☐	138.0#	$ 2589
		Five Doors	90x15x17-3/16	LI661590WD1AD	☐☐	148.0#	2917
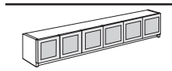 LIWDD	**Six Metallic Framed Frosted Acrylic Doors**	Six Doors	96x15x17-3/16	LI661596WD1AD	☐☐	158.0#	$ 3192
		Six Doors	102x15x17-3/16	LI6615102WD1AD	☐☐	168.0#	3230
		Six Doors	108x15x17-3/16	LI6615108WD1AD	☐☐	178.0#	3347

Ⓐ Ⓑ

HOW TO ORDER

Indicate the following information on order form:
1. Quantity of each item.
2. Model number, including options. See "How To Build a Model Number".
3. Any special service required.

Note: • The ☐ indicates that a choice is required.
- The absence of the ☐ indicates that no choice is required.
- Alpha-numeric characters in place of ☐ indicate that no other alternatives are available.

HOW TO BUILD A MODEL NUMBER

Ⓐ Select basic model.

Ⓑ Select laminate color.
Refer to the **Product Color Options** page in this price list.

SPECIAL SERVICES

Special Carton Marking

With specially marked information	N/C

Shipping

Ships **assembled, FOB Jasper, IN 47547, freight prepaid.** Freight class 100.

Specifications and prices are subject to change without prior notice.

Wall-Mount Storage
Dry-Erase Door Hutches

KI

Wall-Mount Storage
Dry-Erase Door Hutches

	MODEL	Features	W x D x H	MODEL NUMBER: Basic Model	Laminate Color	Lock Option	Key Option	Approx. Packaged Weight	Delivered Pricing	Lock Upcharge
 LIWDD	**Two Dry-Erase Doors** • Dry-erase door fronts • Field-installed tasklights are specified separately • 13-1/2" internal clearance • Dry-erase finish on inner and outer door surfaces	Two Doors	30x15x17-3/16	LI661530WD1DEB	☐☐	☐☐	☐☐	48.0#	$ 894	$ 85
		Two Doors	36x15x17-3/16	LI661536WD1DEB	☐☐	☐☐	☐☐	58.0#	1015	85
		Two Doors	42x15x17-3/16	LI661542WD1DEB	☐☐	☐☐	☐☐	67.0#	1150	85
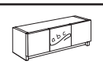 LIWDD	**Three Dry-Erase Doors**	Three Doors	48x15x17-3/16	LI661548WD1DEB	☐☐	☐☐	☐☐	77.0#	$ 1552	$ 109
		Three Doors	54x15x17-3/16	LI661554WD1DEB	☐☐	☐☐	☐☐	87.0#	1662	109
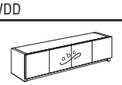 LIWDD	**Four Dry-Erase Doors**	Four Doors	60x15x17-3/16	LI661560WD1DEB	☐☐	☐☐	☐☐	96.0#	$ 1832	$ 109
		Four Doors	66x15x17-3/16	LI661566WD1DEB	☐☐	☐☐	☐☐	105.0#	1857	109
		Four Doors	72x15x17-3/16	LI661572WD1DEB	☐☐	☐☐	☐☐	118.0#	1915	109
		Four Doors	78x15x17-3/16	LI661578WD1DEB	☐☐	☐☐	☐☐	128.0#	2240	109
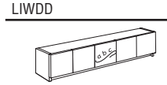 LIWDD	**Five Dry-Erase Doors**	Five Doors	84x15x17-3/16	LI661584WD1DEB	☐☐	☐☐	☐☐	138.0#	$ 2342	$ 132
		Five Doors	90x15x17-3/16	LI661590WD1DEB	☐☐	☐☐	☐☐	148.0#	2671	132
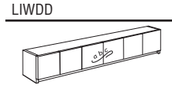 LIWDD	**Six Dry-Erase Doors**	Six Doors	96x15x17-3/16	LI661596WD1DEB	☐☐	☐☐	☐☐	158.0#	$ 2897	$ 132
		Six Doors	102x15x17-3/16	LI6615102WD1DEB	☐☐	☐☐	☐☐	168.0#	2935	132
		Six Doors	108x15x17-3/16	LI6615108WD1DEB	☐☐	☐☐	☐☐	178.0#	3052	132
				Ⓐ	Ⓑ	Ⓒ	Ⓓ			

HOW TO ORDER

Indicate the following information on order form:
1. Quantity of each item.
2. Model number, including options. See "How To Build a Model Number".
3. Any special service required.

Note: • The ☐ indicates that a choice is required.
- The absence of the ☐ indicates that no choice is required.
- Alpha-numeric characters in place of ☐ indicate that no other alternatives are available.

HOW TO BUILD A MODEL NUMBER

Ⓐ Select basic model.

Ⓑ Select laminate color.
Refer to the **Product Color Options** page in this price list.

Ⓒ Select lock option.

NL	- No lock (standard)
L	- With lock

See pricing column for lock upcharge.

Ⓓ Select key option.

KS	- Key standard
NLC	- No lock core

Only use if **L - With lock** was selected.

SPECIAL SERVICES

Special Carton Marking

With specially marked information	N/C

Shipping
Ships **assembled, FOB Jasper, IN 47547, freight prepaid.** Freight class 100.

Specifications and prices are subject to change without prior notice.

Wall-Mount Storage
High-Gloss Acrylic Door Hutches

Wall-Mount Storage
High-Gloss Acrylic Door Hutches

	MODEL	Features	W x D x H	MODEL NUMBER Basic Model	Door Finish Ⓑ	Laminate Color Ⓒ	Lock Option Ⓓ	Key Option Ⓔ	Approx. Packaged Weight	Delivered Pricing	Lock Upcharge
 LIWDD	**Two High-Gloss Acrylic Doors** • High-gloss acrylic door fronts • Field-installed tasklights are specified separately • 13-1/2" internal clearance	Two Doors	30x15x17-3/16	LI661530WD1HGA	☐☐	☐☐	☐☐	☐☐	48.0#	$ 1197	$ 85
		Two Doors	36x15x17-3/16	LI661536WD1HGA	☐☐	☐☐	☐☐	☐☐	58.0#	1319	85
		Two Doors	42x15x17-3/16	LI661542WD1HGA	☐☐	☐☐	☐☐	☐☐	67.0#	1452	85
 LIWDD	**Three High-Gloss Acrylic Doors**	Three Doors	48x15x17-3/16	LI661548WD1HGA	☐☐	☐☐	☐☐	☐☐	77.0#	$ 2006	$ 109
		Three Doors	54x15x17-3/16	LI661554WD1HGA	☐☐	☐☐	☐☐	☐☐	87.0#	2116	109
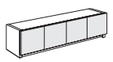 LIWDD	**Four High-Gloss Acrylic Doors**	Four Doors	60x15x17-3/16	LI661560WD1HGA	☐☐	☐☐	☐☐	☐☐	96.0#	$ 2438	$ 109
		Four Doors	66x15x17-3/16	LI661566WD1HGA	☐☐	☐☐	☐☐	☐☐	105.0#	2464	109
		Four Doors	72x15x17-3/16	LI661572WD1HGA	☐☐	☐☐	☐☐	☐☐	118.0#	2520	109
		Four Doors	78x15x17-3/16	LI661578WD1HGA	☐☐	☐☐	☐☐	☐☐	128.0#	2846	109
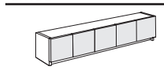 LIWDD	**Five High-Gloss Acrylic Doors**	Five Doors	84x15x17-3/16	LI661584WD1HGA	☐☐	☐☐	☐☐	☐☐	138.0#	$ 3100	$ 132
		Five Doors	90x15x17-3/16	LI661590WD1HGA	☐☐	☐☐	☐☐	☐☐	148.0#	3429	132
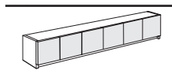 LIWDD	**Six High-Gloss Acrylic Doors**	Six Doors	96x15x17-3/16	LI661596WD1HGA	☐☐	☐☐	☐☐	☐☐	158.0#	$ 3804	$ 132
		Six Doors	102x15x17-3/16	LI6615102WD1HGA	☐☐	☐☐	☐☐	☐☐	168.0#	3843	132
		Six Doors	108x15x17-3/16	LI6615108WD1HGA	☐☐	☐☐	☐☐	☐☐	178.0#	3961	132

Ⓐ Ⓑ Ⓒ Ⓓ Ⓔ

HOW TO ORDER

Indicate the following information on order form:
1. Quantity of each item.
2. Model number, including options. See "How To Build a Model Number".
3. Any special service required.

Note: • The ☐ indicates that a choice is required.
- The absence of the ☐ indicates that no choice is required.
- Alpha-numeric characters in place of ☐ indicate that no other alternatives are available.

HOW TO BUILD A MODEL NUMBER

Ⓐ Select basic model.

Ⓑ Select door finish.
Refer to the **Product Color Options** page in this price list.

Ⓒ Select laminate color.
Refer to the **Product Color Options** page in this price list.

Ⓓ Select lock option.

NL	- No lock (standard)
L	- With lock

See pricing column for lock upcharge.

Ⓔ Select key option.

KS	- Key standard
NLC	- No lock core

Only use if **L - With lock** was selected.

SPECIAL SERVICES

Special Carton Marking

With specially marked information	N/C

Shipping

Ships **assembled, FOB Jasper, IN 47547, freight prepaid.** Freight class 100.

Specifications and prices are subject to change without prior notice.

Wall-Mount Storage
Laminate Door Hutches with Paper Sorter

Wall-Mount Storage
Laminate Door Hutches with Paper Sorter

	MODEL	Features	W x D x H	MODEL NUMBER Basic Model	Laminate Color	Lock Option	Key Option	Divider Selection	Approx. Packaged Weight	Delivered Pricing	Lock Upcharge
	**Two Laminate Doors** • Field-installed tasklights are specified separately • 13-1/2" internal clearance	Two Doors/Two Slots	30x15x21-1/16	LI661530WDS	□□	□□	□□	□□	67.0#	$ 1295	$ 85
		Two Doors/Two Slots	36x15x21-1/16	LI661536WDS	□□	□□	□□	□□	76.0#	1463	85
LIWDS		Two Doors/Two Slots	42x15x21-1/16	LI661542WDS	□□	□□	□□	□□	86.0#	1643	85
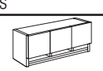	**Three Laminate Doors**	Three Doors/Three Slots	48x15x21-1/16	LI661548WDS	□□	□□	□□	□□	99.0#	$ 2039	$ 109
		Three Doors/Three Slots	54x15x21-1/16	LI661554WDS	□□	□□	□□	□□	108.0#	2202	109
LIWDS											
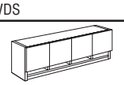	**Four Laminate Doors**	Four Doors/Four Slots	60x15x21-1/16	LI661560WDS	□□	□□	□□	□□	121.0#	$ 2369	$ 109
		Four Doors/Four Slots	66x15x21-1/16	LI661566WDS	□□	□□	□□	□□	131.0#	2444	109
		Four Doors/Four Slots	72x15x21-1/16	LI661572WDS	□□	□□	□□	□□	140.0#	2550	109
LIWDS		Four Doors/Four Slots	78x15x21-1/16	LI661578WDS	□□	□□	□□	□□	149.0#	2933	109
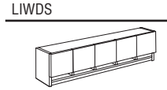	**Five Laminate Doors**	Five Doors/Five Slots	84x15x21-1/16	LI661584WDS	□□	□□	□□	□□	162.0#	$ 3036	$ 132
		Five Doors/Five Slots	90x15x21-1/16	LI661590WDS	□□	□□	□□	□□	172.0#	3426	132
LIWDS											
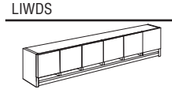	**Six Laminate Doors**	Six Doors/Six Slots	96x15x21-1/16	LI661596WDS	□□	□□	□□	□□	186.0#	$ 3642	$ 132
		Six Doors/Six Slots	102x15x21-1/16	LI6615102WDS	□□	□□	□□	□□	194.0#	3728	132
		Six Doors/Six Slots	108x15x21-1/16	LI6615108WDS	□□	□□	□□	□□	204.0#	3891	132
LIWDS											
				Ⓐ	Ⓑ	Ⓒ	Ⓓ	Ⓔ			

HOW TO ORDER

Indicate the following information on order form:
1. Quantity of each item.
2. Model number, including options. See "How To Build a Model Number".
3. Any special service required.

Note: • The □ indicates that a choice is required.
- The absence of the □ indicates that no choice is required.
- Alpha-numeric characters in place of □ indicate that no other alternatives are available.

HOW TO BUILD A MODEL NUMBER

Ⓐ Select basic model.

Ⓑ Select laminate color.
Refer to the **Product Color Options** page in this price list.

Ⓒ Select lock option.

NL	- No lock (standard)
L	- With lock

See pricing column for lock upcharge.

Ⓓ Select key option.

KS	- Key standard
NLC	- No lock core

Only use if **L - With lock** was selected.

Ⓔ Select divider selection.

PCH	- Chrome
PLM	- Laminate

Refer to the **Product Color Options** page in this price list.

SPECIAL SERVICES

Special Carton Marking

With specially marked information	N/C

Shipping
Ships **assembled, FOB Jasper, IN 47547, freight prepaid.** Freight class 100.

Specifications and prices are subject to change without prior notice.

Wall-Mount Storage
Frosted Acrylic Door Hutches with Paper Sorter

KI

Wall-Mount Storage
Frosted Acrylic Door Hutches with Paper Sorter

	MODEL	Features	W x D x H	MODEL NUMBER Basic Model	Laminate Color	Divider Selection	Approx. Packaged Weight	Delivered Pricing
 LIWDS	**Two Metallic Framed Frosted Acrylic Doors** • Non-locking doors • Metallic-framed frosted non-locking acrylic doors • Field-installed tasklights are specified separately • 13-1/2" internal clearance	Two Doors/Two Slots	30x15x21-1/16	LI661530WDS1AD	□□	□□	67.0#	$ 1498
		Two Doors/Two Slots	36x15x21-1/16	LI661536WDS1AD	□□	□□	76.0#	1666
		Two Doors/Two Slots	42x15x21-1/16	LI661542WDS1AD	□□	□□	86.0#	1848
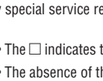 LIWDS	**Three Metallic Framed Frosted Acrylic Doors**	Three Doors/Three Slots	48x15x21-1/16	LI661548WDS1AD	□□	□□	99.0#	$ 2347
		Three Doors/Three Slots	54x15x21-1/16	LI661554WDS1AD	□□	□□	108.0#	2507
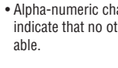 LIWDS	**Four Metallic Framed Frosted Acrylic Doors**	Four Doors/Four Slots	60x15x21-1/16	LI661560WDS1AD	□□	□□	121.0#	$ 2777
		Four Doors/Four Slots	66x15x21-1/16	LI661566WDS1AD	□□	□□	131.0#	2853
		Four Doors/Four Slots	72x15x21-1/16	LI661572WDS1AD	□□	□□	140.0#	2959
		Four Doors/Four Slots	78x15x21-1/16	LI661578WDS1AD	□□	□□	149.0#	3341
LIWDS	**Five Metallic Framed Frosted Acrylic Doors**	Five Doors/Five Slots	84x15x21-1/16	LI661584WDS1AD	□□	□□	162.0#	$ 3547
		Five Doors/Five Slots	90x15x21-1/16	LI661590WDS1AD	□□	□□	172.0#	3938
LIWDS	**Six Metallic Framed Frosted Acrylic Doors**	Six Doors/Six Slots	96x15x21-1/16	LI661596WDS1AD	□□	□□	186.0#	$ 4256
		Six Doors/Six Slots	102x15x21-1/16	LI6615102WDS1AD	□□	□□	194.0#	4341
		Six Doors/Six Slots	108x15x21-1/16	LI6615108WDS1AD	□□	□□	204.0#	4503

Ⓐ Ⓑ Ⓒ

HOW TO ORDER

Indicate the following information on order form:
1. Quantity of each item.
2. Model number, including options. See "How To Build a Model Number".
3. Any special service required.

Note: • The □ indicates that a choice is required.
- The absence of the □ indicates that no choice is required.
- Alpha-numeric characters in place of □ indicate that no other alternatives are available.

HOW TO BUILD A MODEL NUMBER

Ⓐ Select basic model.

Ⓑ Select laminate color.
Refer to the **Product Color Options** page in this price list.

Ⓒ Select divider selection.

PCH	- Chrome
PLM	- Laminate

Refer to the **Product Color Options** page in this price list.

SPECIAL SERVICES

Special Carton Marking

With specially marked information	N/C

Shipping
Ships **assembled, FOB Jasper, IN 47547, freight prepaid.** Freight class 100.

Specifications and prices are subject to change without prior notice.

Wall-Mount Storage
Dry-Erase Door Hutches with Paper Sorter

Wall-Mount Storage
Dry-Erase Door Hutches with Paper Sorter

	Features	W x D x H	MODEL NUMBER Basic Model	Laminate Color	Lock Option	Key Option	Divider Selection	Approx. Packaged Weight	Delivered Pricing	Lock Upcharge
	Two Doors/Two Slots	30x15x21-1/16	LI661530WDS1DEB	□□	□□	□□	□□	67.0#	$ 1338	$ 85
	Two Doors/Two Slots	36x15x21-1/16	LI661536WDS1DEB	□□	□□	□□	□□	76.0#	1506	85
	Two Doors/Two Slots	42x15x21-1/16	LI661542WDS1DEB	□□	□□	□□	□□	86.0#	1687	85
LIWDS										
Two Dry-Erase Doors										
• Dry-erase door fronts • Field-installed tasklights are specified separately • 13-1/2" internal clearance • Dry-erase finish on inner and outer door surfaces										
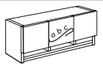	Three Doors/Three Slots	48x15x21-1/16	LI661548WDS1DEB	□□	□□	□□	□□	99.0#	$ 2105	$ 109
	Three Doors/Three Slots	54x15x21-1/16	LI661554WDS1DEB	□□	□□	□□	□□	108.0#	2266	109
LIWDS										
Three Dry-Erase Doors										
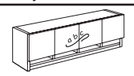	Four Doors/Four Slots	60x15x21-1/16	LI661560WDS1DEB	□□	□□	□□	□□	121.0#	$ 2455	$ 109
	Four Doors/Four Slots	66x15x21-1/16	LI661566WDS1DEB	□□	□□	□□	□□	131.0#	2531	109
	Four Doors/Four Slots	72x15x21-1/16	LI661572WDS1DEB	□□	□□	□□	□□	140.0#	2637	109
LIWDS	Four Doors/Four Slots	78x15x21-1/16	LI661578WDS1DEB	□□	□□	□□	□□	149.0#	3019	109
Four Dry-Erase Doors										
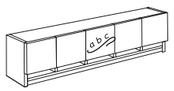	Five Doors/Five Slots	84x15x21-1/16	LI661584WDS1DEB	□□	□□	□□	□□	162.0#	$ 3144	$ 132
	Five Doors/Five Slots	90x15x21-1/16	LI661590WDS1DEB	□□	□□	□□	□□	172.0#	3534	132
LIWDS										
Five Dry-Erase Doors										
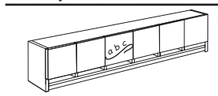	Six Doors/Six Slots	96x15x21-1/16	LI661596WDS1DEB	□□	□□	□□	□□	186.0#	$ 3773	$ 132
	Six Doors/Six Slots	102x15x21-1/16	L6615102WDS1DEB	□□	□□	□□	□□	194.0#	3858	132
	Six Doors/Six Slots	108x15x21-1/16	L6615108WDS1DEB	□□	□□	□□	□□	204.0#	4020	132
LIWDS										
Six Dry-Erase Doors										
			Ⓐ	Ⓑ	Ⓒ	Ⓓ	Ⓔ			

HOW TO ORDER

Indicate the following information on order form:
1. Quantity of each item.
2. Model number, including options. See "How To Build a Model Number".
3. Any special service required.

Note: • The □ indicates that a choice is required.
- The absence of the □ indicates that no choice is required.
- Alpha-numeric characters in place of □ indicate that no other alternatives are available.

HOW TO BUILD A MODEL NUMBER

Ⓐ Select basic model.

Ⓑ Select laminate color.
Refer to the **Product Color Options** page in this price list.

Ⓒ Select lock option.

NL	- No lock (standard)
L	- With lock

See pricing column for lock upcharge.

Ⓓ Select key option.

KS	- Key standard
NLC	- No lock core

Only use if **L - With lock** was selected.

Ⓔ Select divider selection.

PCH	- Chrome
PLM	- Laminate

Refer to the **Product Color Options** page in this price list.

SPECIAL SERVICES

Special Carton Marking

With specially marked information N/C

Shipping

Ships **assembled, FOB Jasper, IN 47547, freight prepaid.** Freight class 100.

Specifications and prices are subject to change without prior notice.

Wall-Mount Storage

High-Gloss Acrylic Door Hutches with Paper Sorter

Wall-Mount Storage

High-Gloss Acrylic Door Hutches with Paper Sorter

	Features	W x D x H	MODEL NUMBER Basic Model	Door Finish Ⓑ	Laminate Color Ⓒ	Lock Option Ⓓ	Key Option Ⓔ	Divider Selection Ⓕ	Approx. Packaged Weight	Delivered Pricing	Lock Upcharge
	Two Doors/Two Slots	30x15x21-1/16	LI661530WDS1HGA	□□	□□	□□	□□	□□	67.0#	$ 1715	$ 85
	Two Doors/Two Slots	36x15x21-1/16	LI661536WDS1HGA	□□	□□	□□	□□	□□	76.0#	1883	85
	Two Doors/Two Slots	42x15x21-1/16	LI661542WDS1HGA	□□	□□	□□	□□	□□	86.0#	2064	85
LIWDS											
Two High-Gloss Acrylic Doors											
• High-gloss acrylic door fronts • Field-installed tasklights are specified separately • 13-1/2" internal clearance											
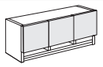	Three Doors/Three Slots	48x15x21-1/16	LI661548WDS1HGA	□□	□□	□□	□□	□□	99.0#	$ 2670	$ 109
	Three Doors/Three Slots	54x15x21-1/16	LI661554WDS1HGA	□□	□□	□□	□□	□□	108.0#	2833	109
LIWDS											
Three High-Gloss Acrylic Doors											
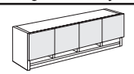	Four Doors/Four Slots	60x15x21-1/16	LI661560WDS1HGA	□□	□□	□□	□□	□□	121.0#	$ 3210	$ 109
	Four Doors/Four Slots	66x15x21-1/16	LI661566WDS1HGA	□□	□□	□□	□□	□□	131.0#	3285	109
	Four Doors/Four Slots	72x15x21-1/16	LI661572WDS1HGA	□□	□□	□□	□□	□□	140.0#	3392	109
LIWDS	Four Doors/Four Slots	78x15x21-1/16	LI661578WDS1HGA	□□	□□	□□	□□	□□	149.0#	3774	109
Four High-Gloss Acrylic Doors											
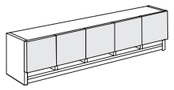	Five Doors/Five Slots	84x15x21-1/16	LI661584WDS1HGA	□□	□□	□□	□□	□□	162.0#	$ 4087	$ 132
	Five Doors/Five Slots	90x15x21-1/16	LI661590WDS1HGA	□□	□□	□□	□□	□□	172.0#	4477	132
LIWDS											
Five High-Gloss Acrylic Doors											
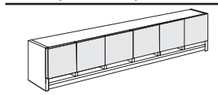	Six Doors/Six Slots	96x15x21-1/16	LI661596WDS1HGA	□□	□□	□□	□□	□□	186.0#	$ 4905	$ 132
	Six Doors/Six Slots	102x15x21-1/16	L6615102WDS1HGA	□□	□□	□□	□□	□□	194.0#	4990	132
	Six Doors/Six Slots	108x15x21-1/16	L6615108WDS1HGA	□□	□□	□□	□□	□□	204.0#	5152	132
LIWDS											
Six High-Gloss Acrylic Doors											

Ⓐ Ⓑ Ⓒ Ⓓ Ⓔ Ⓕ

HOW TO ORDER

Indicate the following information on order form:
1. Quantity of each item.
2. Model number, including options. See "How To Build a Model Number".
3. Any special service required.

Note: • The □ indicates that a choice is required.
- The absence of the □ indicates that no choice is required.
- Alpha-numeric characters in place of □ indicate that no other alternatives are available.

HOW TO BUILD A MODEL NUMBER

Ⓐ Select basic model.

Ⓑ Select door finish.
Refer to the **Product Color Options** page in this price list.

Ⓒ Select laminate color.
Refer to the **Product Color Options** page in this price list.

Ⓓ Select lock option.

NL	- No lock (standard)
L	- With lock

See pricing column for lock upcharge.

Ⓔ Select key option.

KS	- Key standard
NLC	- No lock core

Only use if **L - With lock** was selected.

Ⓕ Select divider selection.

PCH	- Chrome
PLM	- Laminate

Refer to the **Product Color Options** page in this price list.

SPECIAL SERVICES

Special Carton Marking

With specially marked information N/C

Shipping

Ships **assembled, FOB Jasper, IN 47547, freight prepaid.** Freight class 100.

Specifications and prices are subject to change without prior notice.

Wall-Mount Storage
Tall Hutches with Laminate Doors

Wall-Mount Storage
Tall Hutches with Laminate Doors

	MODEL	Features	W x D x H	MODEL NUMBER: Basic Model	Laminate Color	Lock Option	Key Option	Approx. Packaged Weight	Delivered Pricing	Lock Upcharge
 LITWD	**Two Laminate Doors** • One fixed shelf standard; 12-2/5" clearance above shelf • Field-installed tasklights are specified separately	Two Doors	30x15x29-3/16	LI661530TWD	☐☐	☐☐	☐☐	77.0#	$ 1252	$ 85
		Two Doors	36x15x29-3/16	LI661536TWD	☐☐	☐☐	☐☐	93.0#	1338	85
		Two Doors	42x15x29-3/16	LI661542TWD	☐☐	☐☐	☐☐	109.0#	1420	85
 LITWD	**Three Laminate Doors**	Three Doors	48x15x29-3/16	LI661548TWD	☐☐	☐☐	☐☐	124.0#	$ 1749	$ 109
		Three Doors	54x15x29-3/16	LI661554TWD	☐☐	☐☐	☐☐	140.0#	1872	109
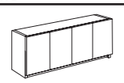 LITWD	**Four Laminate Doors**	Four Doors	60x15x29-3/16	LI661560TWD	☐☐	☐☐	☐☐	155.0#	$ 2028	$ 109
		Four Doors	66x15x29-3/16	LI661566TWD	☐☐	☐☐	☐☐	170.0#	2133	109
		Four Doors	72x15x29-3/16	LI661572TWD	☐☐	☐☐	☐☐	185.0#	2230	109
		Four Doors	78x15x29-3/16	LI661578TWD	☐☐	☐☐	☐☐	201.0#	2533	109
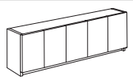 LITWD	**Five Laminate Doors**	Five Doors	84x15x29-3/16	LI661584TWD	☐☐	☐☐	☐☐	217.0#	$ 2582	$ 132
		Five Doors	90x15x29-3/16	LI661590TWD	☐☐	☐☐	☐☐	233.0#	2745	132
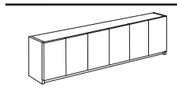 LITWD	**Six Laminate Doors**	Six Doors	96x15x29-3/16	LI661596TWD	☐☐	☐☐	☐☐	249.0#	$ 3019	$ 132
		Six Doors	102x15x29-3/16	LI6615102TWD	☐☐	☐☐	☐☐	265.0#	3141	132
		Six Doors	108x15x29-3/16	LI6615108TWD	☐☐	☐☐	☐☐	281.0#	3217	132

Ⓐ Ⓑ Ⓒ Ⓓ

HOW TO ORDER

Indicate the following information on order form:
1. Quantity of each item.
2. Model number, including options. See "How To Build a Model Number".
3. Any special service required.

Note: • The ☐ indicates that a choice is required.
- The absence of the ☐ indicates that no choice is required.
- Alpha-numeric characters in place of ☐ indicate that no other alternatives are available.

HOW TO BUILD A MODEL NUMBER

Ⓐ Select basic model.

Ⓑ Select laminate color.
Refer to the **Product Color Options** page in this price list.

Ⓒ Select lock option.

NL	- No lock (standard)
L	- With lock

See pricing column for lock upcharge.

Ⓓ Select key option.

KS	- Key standard
NLC	- No lock core

Only use if **L - With lock** was selected.

SPECIAL SERVICES

Special Carton Marking

With specially marked information N/C

Shipping

Ships **assembled, FOB Jasper, IN 47547, freight prepaid.** Freight class 100.

Specifications and prices are subject to change without prior notice.

Wall-Mount Storage
Tall Hutches with Frosted Acrylic Doors

Wall-Mount Storage
Tall Hutches with Frosted Acrylic Doors

	MODEL	Features	W x D x H	MODEL NUMBER Basic Model	MODEL NUMBER Laminate Color	Approx. Packaged Weight	Delivered Pricing
 LITWD	**Two Metallic Framed Frosted Acrylic Doors** • Non-locking doors • Metallic-framed frosted non-locking acrylic doors • One fixed shelf standard; 12-2/5" clearance above shelf • Field-installed tasklights are specified separately	Two Doors	30x15x29-3/16	LI661530TWD1AD	□□	77.0#	$ 1721
		Two Doors	36x15x29-3/16	LI661536TWD1AD	□□	93.0#	1806
		Two Doors	42x15x29-3/16	LI661542TWD1AD	□□	109.0#	1889
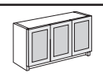 LITWD	**Three Metallic Framed Frosted Acrylic Doors**	Three Doors	48x15x29-3/16	LI661548TWD1AD	□□	124.0#	$ 2452
		Three Doors	54x15x29-3/16	LI661554TWD1AD	□□	140.0#	2576
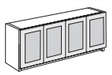 LITWD	**Four Metallic Framed Frosted Acrylic Doors**	Four Doors	60x15x29-3/16	LI661560TWD1AD	□□	155.0#	$ 2965
		Four Doors	66x15x29-3/16	LI661566TWD1AD	□□	170.0#	3069
		Four Doors	72x15x29-3/16	LI661572TWD1AD	□□	185.0#	3168
		Four Doors	78x15x29-3/16	LI661578TWD1AD	□□	201.0#	3470
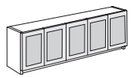 LITWD	**Five Metallic Framed Frosted Acrylic Doors**	Five Doors	84x15x29-3/16	LI661584TWD1AD	□□	217.0#	$ 3754
		Five Doors	90x15x29-3/16	LI661590TWD1AD	□□	233.0#	3917
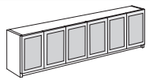 LITWD	**Six Metallic Framed Frosted Acrylic Doors**	Six Doors	96x15x29-3/16	LI661596TWD1AD	□□	249.0#	$ 4425
		Six Doors	102x15x29-3/16	LI6615102TWD1AD	□□	265.0#	4545
		Six Doors	108x15x29-3/16	LI6615108TWD1AD	□□	281.0#	4623
				Ⓐ	Ⓑ		

HOW TO ORDER

Indicate the following information on order form:
1. Quantity of each item.
2. Model number, including options. See "How To Build a Model Number".
3. Any special service required.

Note: • The □ indicates that a choice is required.
- The absence of the □ indicates that no choice is required.
- Alpha-numeric characters in place of □ indicate that no other alternatives are available.

HOW TO BUILD A MODEL NUMBER

Ⓐ Select basic model.

Ⓑ Select laminate color.
Refer to the **Product Color Options** page in this price list.

SPECIAL SERVICES

Special Carton Marking

With specially marked information	N/C

Shipping

Ships **assembled, FOB Jasper, IN 47547, freight prepaid.** Freight class 100.

Specifications and prices are subject to change without prior notice.

Wall-Mount Storage
Tall Hutches with Dry-Erase Doors

Wall-Mount Storage
Tall Hutches with Dry-Erase Doors

	MODEL	Features	W x D x H	MODEL NUMBER Basic Model	Laminate Color	Lock Option	Key Option	Approx. Packaged Weight	Delivered Pricing	Lock Upcharge
 LITWD	**Two Dry-Erase Doors** • Dry-erase door fronts • One fixed shelf standard; 12-2/5" clearance above shelf • Field-installed tasklights are specified separately • Dry-erase finish on inner and outer door surfaces	Two Doors	30x15x29-3/16	LI661530TWD1DEB	☐☐	☐☐	☐☐	77.0#	$ 1359	$ 85
		Two Doors	36x15x29-3/16	LI661536TWD1DEB	☐☐	☐☐	☐☐	93.0#	1443	85
		Two Doors	42x15x29-3/16	LI661542TWD1DEB	☐☐	☐☐	☐☐	109.0#	1525	85
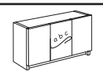 LITWD	**Three Dry-Erase Doors**	Three Doors	48x15x29-3/16	LI661548TWD1DEB	☐☐	☐☐	☐☐	124.0#	$ 1907	$ 109
		Three Doors	54x15x29-3/16	LI661554TWD1DEB	☐☐	☐☐	☐☐	140.0#	2032	109
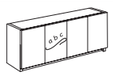 LITWD	**Four Dry-Erase Doors**	Four Doors	60x15x29-3/16	LI661560TWD1DEB	☐☐	☐☐	☐☐	155.0#	$ 2240	$ 109
		Four Doors	66x15x29-3/16	LI661566TWD1DEB	☐☐	☐☐	☐☐	170.0#	2344	109
		Four Doors	72x15x29-3/16	LI661572TWD1DEB	☐☐	☐☐	☐☐	185.0#	2442	109
		Four Doors	78x15x29-3/16	LI661578TWD1DEB	☐☐	☐☐	☐☐	201.0#	2745	109
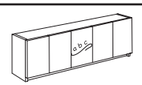 LITWD	**Five Dry-Erase Doors**	Five Doors	84x15x29-3/16	LI661584TWD1DEB	☐☐	☐☐	☐☐	217.0#	$ 2847	$ 132
		Five Doors	90x15x29-3/16	LI661590TWD1DEB	☐☐	☐☐	☐☐	233.0#	3009	132
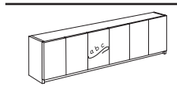 LITWD	**Six Dry-Erase Doors**	Six Doors	96x15x29-3/16	LI661596TWD1DEB	☐☐	☐☐	☐☐	249.0#	$ 3336	$ 132
		Six Doors	102x15x29-3/16	L6615102TWD1DEB	☐☐	☐☐	☐☐	265.0#	3458	132
		Six Doors	108x15x29-3/16	L6615108TWD1DEB	☐☐	☐☐	☐☐	281.0#	3534	132
					Ⓐ	Ⓑ	Ⓒ Ⓓ			

HOW TO ORDER

Indicate the following information on order form:
1. Quantity of each item.
2. Model number, including options. See "How To Build a Model Number".
3. Any special service required.

Note: • The ☐ indicates that a choice is required.
- The absence of the ☐ indicates that no choice is required.
- Alpha-numeric characters in place of ☐ indicate that no other alternatives are available.

HOW TO BUILD A MODEL NUMBER

Ⓐ Select basic model.

Ⓑ Select laminate color.
Refer to the **Product Color Options** page in this price list.

Ⓒ Select lock option.

NL	- No lock (standard)
L	- With lock

See pricing column for lock upcharge.

Ⓓ Select key option.

KS	- Key standard
NLC	- No lock core

Only use if **L - With lock** was selected.

SPECIAL SERVICES

Special Carton Marking

With specially marked information	N/C

Shipping
Ships **assembled, FOB Jasper, IN 47547, freight prepaid.** Freight class 100.

Specifications and prices are subject to change without prior notice.

Wall-Mount Storage
Tall Hutches with High-Gloss Acrylic Doors

KI

Wall-Mount Storage
Tall Hutches with High-Gloss Acrylic Doors

	MODEL	Features	W x D x H	MODEL NUMBER Basic Model	Door Finish Ⓑ	Laminate Color Ⓒ	Lock Option Ⓓ	Key Option Ⓔ	Approx. Packaged Weight	Delivered Pricing	Lock Upcharge
 LITWD	**Two High-Gloss Acrylic Doors** • High-gloss acrylic door fronts • One fixed shelf standard; 12-2/5" clearance above shelf • Field-installed tasklights are specified separately	Two Doors	30x15x29-3/16	LI661530TWD1HGA	☐☐	☐☐	☐☐	☐☐	77.0#	$ 2213	$ 85
		Two Doors	36x15x29-3/16	LI661536TWD1HGA	☐☐	☐☐	☐☐	☐☐	93.0#	2300	85
		Two Doors	42x15x29-3/16	LI661542TWD1HGA	☐☐	☐☐	☐☐	☐☐	109.0#	2380	85
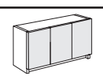 LITWD	**Three High-Gloss Acrylic Doors**	Three Doors	48x15x29-3/16	LI661548TWD1HGA	☐☐	☐☐	☐☐	☐☐	124.0#	$ 3191	$ 109
		Three Doors	54x15x29-3/16	LI661554TWD1HGA	☐☐	☐☐	☐☐	☐☐	140.0#	3315	109
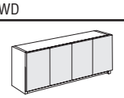 LITWD	**Four High-Gloss Acrylic Doors**	Four Doors	60x15x29-3/16	LI661560TWD1HGA	☐☐	☐☐	☐☐	☐☐	155.0#	$ 3951	$ 109
		Four Doors	66x15x29-3/16	LI661566TWD1HGA	☐☐	☐☐	☐☐	☐☐	170.0#	4055	109
		Four Doors	72x15x29-3/16	LI661572TWD1HGA	☐☐	☐☐	☐☐	☐☐	185.0#	4154	109
		Four Doors	78x15x29-3/16	LI661578TWD1HGA	☐☐	☐☐	☐☐	☐☐	201.0#	4455	109
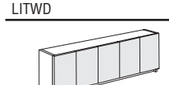 LITWD	**Five High-Gloss Acrylic Doors**	Five Doors	84x15x29-3/16	LI661584TWD1HGA	☐☐	☐☐	☐☐	☐☐	217.0#	$ 4985	$ 132
		Five Doors	90x15x29-3/16	LI661590TWD1HGA	☐☐	☐☐	☐☐	☐☐	233.0#	5148	132
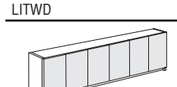 LITWD	**Six High-Gloss Acrylic Doors**	Six Doors	96x15x29-3/16	LI661596TWD1HGA	☐☐	☐☐	☐☐	☐☐	249.0#	$ 5903	$ 132
		Six Doors	102x15x29-3/16	L6615102TWD1HGA	☐☐	☐☐	☐☐	☐☐	265.0#	6025	132
		Six Doors	108x15x29-3/16	L6615108TWD1HGA	☐☐	☐☐	☐☐	☐☐	281.0#	6102	132

Ⓐ Ⓑ Ⓒ Ⓓ Ⓔ

HOW TO ORDER

Indicate the following information on order form:
1. Quantity of each item.
2. Model number, including options. See "How To Build a Model Number".
3. Any special service required.

Note: • The ☐ indicates that a choice is required.
- The absence of the ☐ indicates that no choice is required.
- Alpha-numeric characters in place of ☐ indicate that no other alternatives are available.

HOW TO BUILD A MODEL NUMBER

Ⓐ Select basic model.

Ⓑ Select door finish.
Refer to the **Product Color Options** page in this price list.

Ⓒ Select laminate color.
Refer to the **Product Color Options** page in this price list.

Ⓓ Select lock option.

NL	- No lock (standard)
L	- With lock

See pricing column for lock upcharge.

Ⓔ Select key option.

KS	- Key standard
NLC	- No lock core

Only use if **L - With lock** was selected.

SPECIAL SERVICES

Special Carton Marking

With specially marked information	N/C

Shipping

Ships **assembled, FOB Jasper, IN 47547, freight prepaid.** Freight class 100.

Specifications and prices are subject to change without prior notice.

Wall-Mount Storage

Tall Hutches with Paper Sorter-Laminate Doors

Wall-Mount Storage

Tall Hutches with Paper Sorter-Laminate Doors

	MODEL	Features	W x D x H	MODEL NUMBER Basic Model	Laminate Color Ⓑ	Lock Option Ⓒ	Key Option Ⓓ	Divider Selection Ⓔ	Approx. Packaged Weight	Delivered Pricing	Lock Upcharge
 LTWDS	**Two Laminate Doors** • Integral paper sorter • One fixed shelf standard; 12-2/5" clearance above shelf • Field-installed tasklights are specified separately	Two Doors/Two Slots	30x15x33-5/8	LI661530TWDS	☐☐	☐☐	☐☐	☐☐	81.0#	$ 1758	$ 85
		Two Doors/Two Slots	36x15x33-5/8	LI661536TWDS	☐☐	☐☐	☐☐	☐☐	93.0#	1891	85
		Two Doors/Two Slots	42x15x33-5/8	LI661542TWDS	☐☐	☐☐	☐☐	☐☐	109.0#	2022	85
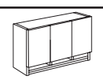 LTWDS	**Three Laminate Doors**	Three Doors/Three Slots	48x15x33-5/8	LI661548TWDS	☐☐	☐☐	☐☐	☐☐	124.0#	$ 2396	$ 109
		Three Doors/Three Slots	54x15x33-5/8	LI661554TWDS	☐☐	☐☐	☐☐	☐☐	140.0#	2569	109
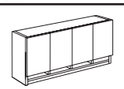 LTWDS	**Four Laminate Doors**	Four Doors/Four Slots	60x15x33-5/8	LI661560TWDS	☐☐	☐☐	☐☐	☐☐	155.0#	$ 2779	$ 109
		Four Doors/Four Slots	66x15x33-5/8	LI661566TWDS	☐☐	☐☐	☐☐	☐☐	170.0#	2934	109
		Four Doors/Four Slots	72x15x33-5/8	LI661572TWDS	☐☐	☐☐	☐☐	☐☐	185.0#	3077	109
		Four Doors/Four Slots	78x15x33-5/8	LI661578TWDS	☐☐	☐☐	☐☐	☐☐	201.0#	3436	109
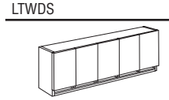 LTWDS	**Five Laminate Doors**	Five Doors/Five Slots	84x15x33-5/8	LI661584TWDS	☐☐	☐☐	☐☐	☐☐	217.0#	$ 3540	$ 132
		Five Doors/Five Slots	90x15x33-5/8	LI661590TWDS	☐☐	☐☐	☐☐	☐☐	290.0#	3764	132
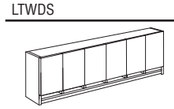 LTWDS	**Six Laminate Doors**	Six Doors/Six Slots	96x15x33-5/8	LI661596TWDS	☐☐	☐☐	☐☐	☐☐	320.0#	$ 4081	$ 132
		Six Doors/Six Slots	102x15x33-5/8	LI6615102TWDS	☐☐	☐☐	☐☐	☐☐	335.0#	4249	132
		Six Doors/Six Slots	108x15x33-5/8	LI6615108TWDS	☐☐	☐☐	☐☐	☐☐	350.0#	4372	132

Ⓐ Ⓑ Ⓒ Ⓓ Ⓔ

HOW TO ORDER

Indicate the following information on order form:
1. Quantity of each item.
2. Model number, including options. See "How To Build a Model Number".
3. Any special service required.

Note: • The ☐ indicates that a choice is required.
- The absence of the ☐ indicates that no choice is required.
- Alpha-numeric characters in place of ☐ indicate that no other alternatives are available.

HOW TO BUILD A MODEL NUMBER

Ⓐ Select basic model.

Ⓑ Select laminate color.
Refer to the **Product Color Options** page in this price list.

Ⓒ Select lock option.

NL	- No lock (standard)
L	- With lock

See pricing column for lock upcharge.

Ⓓ Select key option.

KS	- Key standard
NLC	- No lock core

Only use if **L - With lock** was selected.

Ⓔ Select divider selection.

PCH	- Chrome
PLM	- Laminate

Refer to the **Product Color Options** page in this price list.

SPECIAL SERVICES

Special Carton Marking

With specially marked information N/C

Shipping

Ships **assembled, FOB Jasper, IN 47547, freight prepaid.** Freight class 100.

Specifications and prices are subject to change without prior notice.

Wall-Mount Storage

Tall Hutches with Paper Sorter-Frosted Acrylic Doors

Wall-Mount Storage
Tall Hutches with Paper Sorter-Frosted Acrylic Doors

	MODEL	Features	W x D x H	MODEL NUMBER Basic Model	Laminate Color	Divider Selection	Approx. Packaged Weight	Delivered Pricing
 LTWDS	**Two Metallic Framed Frosted Acrylic Doors** • Integral paper sorter • Metallic-framed frosted non-locking acrylic doors • One fixed shelf standard; 12-2/5" clearance above shelf • Field-installed tasklights are specified separately	Two Doors/Two Slots	30x15x33-5/8	LI661530TWDS1AD	□□	□□	81.0#	$ 2227
		Two Doors/Two Slots	36x15x33-5/8	LI661536TWDS1AD	□□	□□	93.0#	2358
		Two Doors/Two Slots	42x15x33-5/8	LI661542TWDS1AD	□□	□□	109.0#	2492
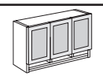 LTWDS	**Three Metallic Framed Frosted Acrylic Doors**	Three Doors/Three Slots	48x15x33-5/8	LI661548TWDS1AD	□□	□□	124.0#	$ 3100
		Three Doors/Three Slots	54x15x33-5/8	LI661554TWDS1AD	□□	□□	140.0#	3272
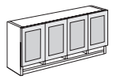 LTWDS	**Four Metallic Framed Frosted Acrylic Doors**	Four Doors/Four Slots	60x15x33-5/8	LI661560TWDS1AD	□□	□□	155.0#	$ 3716
		Four Doors/Four Slots	66x15x33-5/8	LI661566TWDS1AD	□□	□□	170.0#	3870
		Four Doors/Four Slots	72x15x33-5/8	LI661572TWDS1AD	□□	□□	185.0#	4014
		Four Doors/Four Slots	78x15x33-5/8	LI661578TWDS1AD	□□	□□	201.0#	4373
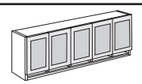 LTWDS	**Five Metallic Framed Frosted Acrylic Doors**	Five Doors/Five Slots	84x15x33-5/8	LI661584TWDS1AD	□□	□□	217.0#	$ 4712
		Five Doors/Five Slots	90x15x33-5/8	LI661590TWDS1AD	□□	□□	290.0#	4935
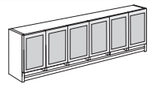 LTWDS	**Six Metallic Framed Frosted Acrylic Doors**	Six Doors/Six Slots	96x15x33-5/8	LI661596TWDS1AD	□□	□□	320.0#	$ 5486
		Six Doors/Six Slots	102x15x33-5/8	L6615102TWDS1AD	□□	□□	335.0#	5655
		Six Doors/Six Slots	108x15x33-5/8	L6615108TWDS1AD	□□	□□	350.0#	5777
				Ⓐ	Ⓑ	Ⓒ		

HOW TO ORDER

Indicate the following information on order form:
1. Quantity of each item.
2. Model number, including options. See "How To Build a Model Number".
3. Any special service required.

Note: • The □ indicates that a choice is required.
- The absence of the □ indicates that no choice is required.
- Alpha-numeric characters in place of □ indicate that no other alternatives are available.

HOW TO BUILD A MODEL NUMBER

Ⓐ Select basic model.

Ⓑ Select laminate color.
Refer to the **Product Color Options** page in this price list.

Ⓒ Select divider selection.

PCH	- Chrome
PLM	- Laminate

Refer to the **Product Color Options** page in this price list.

SPECIAL SERVICES

Special Carton Marking

With specially marked information N/C

Shipping

Ships **assembled, FOB Jasper, IN 47547, freight prepaid.** Freight class 100.

Specifications and prices are subject to change without prior notice.

Wall-Mount Storage

Tall Hutches with Paper Sorter-Dry-Erase Doors

Wall-Mount Storage
Tall Hutches with Paper Sorter-Dry-Erase Doors

	Features	W x D x H	MODEL NUMBER Basic Model	Laminate Color	Lock Option	Key Option	Divider Selection	Approx. Packaged Weight	Delivered Pricing	Lock Upcharge
	Two Doors/Two Slots	30x15x33-5/8	L661530TWDS1DEB	□□	□□	□□	□□	81.0#	$ 1865	$ 85
	Two Doors/Two Slots	36x15x33-5/8	L661536TWDS1DEB	□□	□□	□□	□□	93.0#	1996	85
	Two Doors/Two Slots	42x15x33-5/8	L661542TWDS1DEB	□□	□□	□□	□□	109.0#	2128	85
LTWDS										
Two Dry-Erase Doors										
• Integral paper sorter • Dry-erase door fronts • One fixed shelf standard; 12-2/5" clearance above shelf • Field-installed tasklights are specified separately • Dry-erase finish on inner and outer door surfaces										
	Three Doors/Three Slots	48x15x33-5/8	L661548TWDS1DEB	□□	□□	□□	□□	124.0#	$ 2555	$ 109
	Three Doors/Three Slots	54x15x33-5/8	L661554TWDS1DEB	□□	□□	□□	□□	140.0#	2729	109
LTWDS										
Three Dry-Erase Doors										
	Four Doors/Four Slots	60x15x33-5/8	L661560TWDS1DEB	□□	□□	□□	□□	155.0#	$ 2989	$ 109
	Four Doors/Four Slots	66x15x33-5/8	L661566TWDS1DEB	□□	□□	□□	□□	170.0#	3145	109
	Four Doors/Four Slots	72x15x33-5/8	L661572TWDS1DEB	□□	□□	□□	□□	185.0#	3289	109
	Four Doors/Four Slots	78x15x33-5/8	L661578TWDS1DEB	□□	□□	□□	□□	201.0#	3648	109
LTWDS										
Four Dry-Erase Doors										
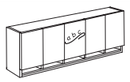	Five Doors/Five Slots	84x15x33-5/8	L661584TWDS1DEB	□□	□□	□□	□□	217.0#	$ 3804	$ 132
	Five Doors/Five Slots	90x15x33-5/8	L661590TWDS1DEB	□□	□□	□□	□□	290.0#	4029	132
LTWDS										
Five Dry-Erase Doors										
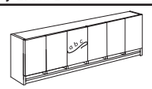	Six Doors/Six Slots	96x15x33-5/8	L661596TWDS1DEB	□□	□□	□□	□□	320.0#	$ 4398	$ 132
	Six Doors/Six Slots	102x15x33-5/8	L6615102TWDSDEB	□□	□□	□□	□□	335.0#	4566	132
	Six Doors/Six Slots	108x15x33-5/8	L6615108TWDSDEB	□□	□□	□□	□□	350.0#	4689	132
LTWDS										
Six Dry-Erase Doors										
			Ⓐ	Ⓑ	Ⓒ	Ⓓ	Ⓔ			

HOW TO ORDER

Indicate the following information on order form:
1. Quantity of each item.
2. Model number, including options. See "How To Build a Model Number".
3. Any special service required.

Note: • The □ indicates that a choice is required.
- The absence of the □ indicates that no choice is required.
- Alpha-numeric characters in place of □ indicate that no other alternatives are available.

HOW TO BUILD A MODEL NUMBER

Ⓐ Select basic model.

Ⓑ Select laminate color.
Refer to the **Product Color Options** page in this price list.

Ⓒ Select lock option.

NL	- No lock (standard)
L	- With lock

See pricing column for lock upcharge.

Ⓓ Select key option.

KS	- Key standard
NLC	- No lock core

Only use if **L - With lock** was selected.

Ⓔ Select divider selection.

PCH	- Chrome
PLM	- Laminate

Refer to the **Product Color Options** page in this price list.

SPECIAL SERVICES

Special Carton Marking

With specially marked information	N/C

Shipping

Ships **assembled, FOB Jasper, IN 47547, freight prepaid.** Freight class 100.

Specifications and prices are subject to change without prior notice.

Wall-Mount Storage

Tall Hutches with Paper Sorter-High-Gloss Acrylic Doors

Wall-Mount Storage

Tall Hutches with Paper Sorter-High-Gloss Acrylic Doors

	Features	W x D x H	MODEL NUMBER Basic Model	Door Finish	Laminate Color	Lock Option	Key Option	Divider Selection	Approx. Packaged Weight	Delivered Pricing	Lock Upcharge
	Two Doors/Two Slots	30x15x33-5/8	L661530TWDS1HGA	□□	□□	□□	□□	□□	81.0#	$ 2720	$ 85
	Two Doors/Two Slots	36x15x33-5/8	L661536TWDS1HGA	□□	□□	□□	□□	□□	93.0#	2852	85
	Two Doors/Two Slots	42x15x33-5/8	L661542TWDS1HGA	□□	□□	□□	□□	□□	109.0#	2984	85
LTWDS											
Two High-Gloss Acrylic Doors											
• Integral paper sorter • High-gloss acrylic door fronts • One fixed shelf standard; 12-2/5" clearance above shelf • Field-installed tasklights are specified separately											
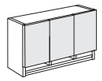	Three Doors/Three Slots	48x15x33-5/8	L661548TWDS1HGA	□□	□□	□□	□□	□□	124.0#	$ 3839	$ 109
	Three Doors/Three Slots	54x15x33-5/8	L661554TWDS1HGA	□□	□□	□□	□□	□□	140.0#	4011	109
LTWDS											
Three High-Gloss Acrylic Doors											
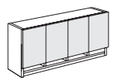	Four Doors/Four Slots	60x15x33-5/8	L661560TWDS1HGA	□□	□□	□□	□□	□□	155.0#	$ 4702	$ 109
	Four Doors/Four Slots	66x15x33-5/8	L661566TWDS1HGA	□□	□□	□□	□□	□□	170.0#	4856	109
	Four Doors/Four Slots	72x15x33-5/8	L661572TWDS1HGA	□□	□□	□□	□□	□□	185.0#	4999	109
	Four Doors/Four Slots	78x15x33-5/8	L661578TWDS1HGA	□□	□□	□□	□□	□□	201.0#	5358	109
LTWDS											
Four High-Gloss Acrylic Doors											
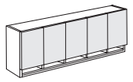	Five Doors/Five Slots	84x15x33-5/8	L661584TWDS1HGA	□□	□□	□□	□□	□□	217.0#	$ 5943	$ 132
	Five Doors/Five Slots	90x15x33-5/8	L661590TWDS1HGA	□□	□□	□□	□□	□□	290.0#	6168	132
LTWDS											
Five High-Gloss Acrylic Doors											
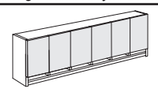	Six Doors/Six Slots	96x15x33-5/8	L661596TWDS1HGA	□□	□□	□□	□□	□□	320.0#	$ 6966	$ 132
	Six Doors/Six Slots	102x15x33-5/8	L6615102TWDSHGA	□□	□□	□□	□□	□□	335.0#	7134	132
	Six Doors/Six Slots	108x15x33-5/8	L6615108TWDSHGA	□□	□□	□□	□□	□□	350.0#	7257	132
LTWDS											
Six High-Gloss Acrylic Doors											
			Ⓐ	Ⓑ	Ⓒ	Ⓓ	Ⓔ	Ⓕ			

HOW TO ORDER

Indicate the following information on order form:
1. Quantity of each item.
2. Model number, including options. See "How To Build a Model Number".
3. Any special service required.

Note: • The □ indicates that a choice is required.
- The absence of the □ indicates that no choice is required.
- Alpha-numeric characters in place of □ indicate that no other alternatives are available.

HOW TO BUILD A MODEL NUMBER

Ⓐ Select basic model.

Ⓑ Select door finish.
Refer to the **Product Color Options** page in this price list.

Ⓒ Select laminate color.
Refer to the **Product Color Options** page in this price list.

Ⓓ Select lock option.

NL	- No lock (standard)
L	- With lock

See pricing column for lock upcharge.

Ⓔ Select key option.

KS	- Key standard
NLC	- No lock core

Only use if **L - With lock** was selected.

Ⓕ Select divider selection.

PCH	- Chrome
PLM	- Laminate

Refer to the **Product Color Options** page in this price list.

SPECIAL SERVICES

Special Carton Marking

With specially marked information N/C

Shipping

Ships **assembled, FOB Jasper, IN 47547, freight prepaid.** Freight class 100.

Specifications and prices are subject to change without prior notice.

Wall-Mount Storage
Sliding Laminate Door Hutches

Wall-Mount Storage
Sliding Laminate Door Hutches

	MODEL	Features	W x D x H	MODEL NUMBER Basic Model	MODEL NUMBER Laminate Color	Approx. Packaged Weight	Delivered Pricing
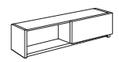 LISWD	**One Laminate Door** • Laminate non-locking door • Field-installed tasklights are specified separately • 13-1/2" internal clearance • 25-3/4" clearance for tackboards at recommended installation height	One Door	60x15x17-3/16	LI661560SWD	☐☐	155.0#	$ 2090
		One Door	66x15x17-3/16	LI661566SWD	☐☐	170.0#	2144
		One Door	72x15x17-3/16	LI661572SWD	☐☐	185.0#	2232
		One Door	78x15x17-3/16	LI661578SWD	☐☐	201.0#	2403
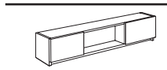 LISWD	**Two Laminate Doors** • Laminate non-locking doors • Field-installed tasklights are specified separately • 13-1/2" internal clearance • 25-3/4" clearance for tackboards at recommended installation height	Two Doors	84x15x17-3/16	LI661584SWD	☐☐	217.0#	$ 2525
		Two Doors	90x15x17-3/16	LI661590SWD	☐☐	233.0#	2781
		Two Doors	96x15x17-3/16	LI661596SWD	☐☐	249.0#	2972
		Two Doors	102x15x17-3/16	LI6615102SWD	☐☐	265.0#	3103
		Two Doors	108x15x17-3/16	LI6615108SWD	☐☐	281.0#	3263
				Ⓐ	Ⓑ		

HOW TO ORDER

Indicate the following information on order form:
1. Quantity of each item.
2. Model number, including options. See "How To Build a Model Number".
3. Any special service required.

Note: • The ☐ indicates that a choice is required.
- The absence of the ☐ indicates that no choice is required.
- Alpha-numeric characters in place of ☐ indicate that no other alternatives are available.

HOW TO BUILD A MODEL NUMBER

Ⓐ Select basic model.

Ⓑ Select laminate color.
Refer to the **Product Color Options** page in this price list.

SPECIAL SERVICES

Special Carton Marking

With specially marked information	N/C

Shipping

Ships **assembled, FOB Jasper, IN 47547, freight prepaid.** Freight class 100.

Specifications and prices are subject to change without prior notice.

Wall-Mount Storage
Sliding Frosted Acrylic Door Hutches

Wall-Mount Storage
Sliding Frosted Acrylic Door Hutches

	MODEL	Features	W x D x H	MODEL NUMBER: Basic Model	MODEL NUMBER: Laminate Color	Approx. Packaged Weight	Delivered Pricing
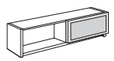 LISWD	**One Metallic Framed Frosted Acrylic Door** • Metallic-framed frosted non-locking acrylic door • Field-installed tasklights are specified separately • 13-1/2" internal clearance • 25-3/4" clearance for tackboards at recommended installation height	One Door	60x15x17-3/16	LI661560SWD1AD	☐☐	155.0#	$ 2390
		One Door	66x15x17-3/16	LI661566SWD1AD	☐☐	170.0#	2444
		One Door	72x15x17-3/16	LI661572SWD1AD	☐☐	185.0#	2532
		One Door	78x15x17-3/16	LI661578SWD1AD	☐☐	201.0#	2705
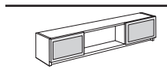 LISWD	**Two Metallic Framed Frosted Acrylic Doors** • Metallic-framed frosted non-locking acrylic doors • Field-installed tasklights are specified separately • 13-1/2" internal clearance • 25-3/4" clearance for tackboards at recommended installation height	Two Doors	84x15x17-3/16	LI661584SWD1AD	☐☐	217.0#	$ 3126
		Two Doors	90x15x17-3/16	LI661590SWD1AD	☐☐	233.0#	3382
		Two Doors	96x15x17-3/16	LI661596SWD1AD	☐☐	249.0#	3572
		Two Doors	102x15x17-3/16	LI6615102SWD1AD	☐☐	265.0#	3703
		Two Doors	108x15x17-3/16	LI6615108SWD1AD	☐☐	281.0#	3864
				Ⓐ	Ⓑ		

HOW TO ORDER

Indicate the following information on order form:
1. Quantity of each item.
2. Model number, including options. See "How To Build a Model Number".
3. Any special service required.

Note: • The ☐ indicates that a choice is required.
- The absence of the ☐ indicates that no choice is required.
- Alpha-numeric characters in place of ☐ indicate that no other alternatives are available.

HOW TO BUILD A MODEL NUMBER

Ⓐ Select basic model.

Ⓑ Select laminate color.
Refer to the **Product Color Options** page in this price list.

SPECIAL SERVICES

Special Carton Marking

With specially marked information	N/C

Shipping

Ships **assembled, FOB Jasper, IN 47547, freight prepaid.** Freight class 100.

Specifications and prices are subject to change without prior notice.

Wall-Mount Storage
Sliding Dry-Erase Door Hutches

Wall-Mount Storage
Sliding Dry-Erase Door Hutches

	MODEL	Features	W x D x H	MODEL NUMBER: Basic Model	MODEL NUMBER: Laminate Color	Approx. Packaged Weight	Delivered Pricing
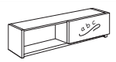 LISWD	**One Dry-Erase Door** • Dry-erase non-locking door • Field-installed tasklights are specified separately • 13-1/2" internal clearance • 25-3/4" clearance for tackboards at recommended installation height	One Door	60x15x17-3/16	LI661560SWD1DEB	☐☐	155.0#	$ 2159
		One Door	66x15x17-3/16	LI661566SWD1DEB	☐☐	170.0#	2212
		One Door	72x15x17-3/16	LI661572SWD1DEB	☐☐	185.0#	2301
		One Door	78x15x17-3/16	LI661578SWD1DEB	☐☐	201.0#	2472
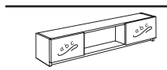 LISWD	**Two Dry-Erase Doors**	Two Doors	84x15x17-3/16	LI661584SWD1DEB	☐☐	217.0#	$ 2662
		Two Doors	90x15x17-3/16	LI661590SWD1DEB	☐☐	233.0#	2917
		Two Doors	96x15x17-3/16	LI661596SWD1DEB	☐☐	249.0#	3107
		Two Doors	102x15x17-3/16	L6615102SWD1DEB	☐☐	265.0#	3240
		Two Doors	108x15x17-3/16	L6615108SWD1DEB	☐☐	281.0#	3399
				Ⓐ	Ⓑ		

HOW TO ORDER

Indicate the following information on order form:
1. Quantity of each item.
2. Model number, including options. See "How To Build a Model Number".
3. Any special service required.

Note: • The ☐ indicates that a choice is required.
- The absence of the ☐ indicates that no choice is required.
- Alpha-numeric characters in place of ☐ indicate that no other alternatives are available.

HOW TO BUILD A MODEL NUMBER

Ⓐ Select basic model.

Ⓑ Select laminate color.
Refer to the **Product Color Options** page in this price list.

SPECIAL SERVICES

Special Carton Marking

With specially marked information	N/C

Shipping

Ships **assembled, FOB Jasper, IN 47547, freight prepaid.** Freight class 100.

Specifications and prices are subject to change without prior notice.

Wall-Mount Storage
Sliding High-Gloss Acrylic Door Hutches

Wall-Mount Storage
Sliding High-Gloss Acrylic Door Hutches

	MODEL	Features	W x D x H	MODEL NUMBER: Basic Model	Door Finish	Laminate Color	Approx. Packaged Weight	Delivered Pricing
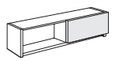 LISWD	**One High-Gloss Acrylic Door** • High-gloss acrylic non-locking door front • Field-installed tasklights are specified separately • 13-1/2" internal clearance • 25-3/4" clearance for tackboards at recommended installation height	One Door	60x15x17-3/16	LI661560SWD1HGA	□□	□□	155.0#	$ 2691
		One Door	66x15x17-3/16	LI661566SWD1HGA	□□	□□	170.0#	2745
		One Door	72x15x17-3/16	LI661572SWD1HGA	□□	□□	185.0#	2833
		One Door	78x15x17-3/16	LI661578SWD1HGA	□□	□□	201.0#	3004
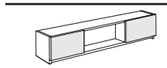 LISWD	**Two High-Gloss Acrylic Doors** • High-gloss acrylic non-locking door fronts • Field-installed tasklights are specified separately • 13-1/2" internal clearance • 25-3/4" clearance for tackboards at recommended installation height	Two Doors	84x15x17-3/16	LI661584SWD1HGA	□□	□□	217.0#	$ 3726
		Two Doors	90x15x17-3/16	LI661590SWD1HGA	□□	□□	233.0#	3983
		Two Doors	96x15x17-3/16	LI661596SWD1HGA	□□	□□	249.0#	4173
		Two Doors	102x15x17-3/16	L6615102SWD1HGA	□□	□□	265.0#	4304
		Two Doors	108x15x17-3/16	L6615108SWD1HGA	□□	□□	281.0#	4465
				Ⓐ	Ⓑ	Ⓒ		

HOW TO ORDER

Indicate the following information on order form:
1. Quantity of each item.
2. Model number, including options. See "How To Build a Model Number".
3. Any special service required.

Note: • The □ indicates that a choice is required.
- The absence of the □ indicates that no choice is required.
- Alpha-numeric characters in place of □ indicate that no other alternatives are available.

HOW TO BUILD A MODEL NUMBER

Ⓐ Select basic model.

Ⓑ Select door finish.
Refer to the **Product Color Options** page in this price list.

Ⓒ Select laminate color.
Refer to the **Product Color Options** page in this price list.

SPECIAL SERVICES

Special Carton Marking

With specially marked information	N/C

Shipping

Ships **assembled, FOB Jasper, IN 47547, freight prepaid.** Freight class 100.

Specifications and prices are subject to change without prior notice.

Wall-Mount Storage

Sliding Laminate Door Hutches with Paper Sorter

Wall-Mount Storage
Sliding Laminate Door Hutches with Paper Sorter

	MODEL	Features	W x D x H	MODEL NUMBER Basic Model	Laminate Color	Divider Selection	Approx. Packaged Weight	Delivered Pricing
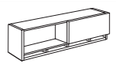 LSWDS	**One Laminate Door with Paper Sorter** • Integral paper sorter • Laminate non-locking door • Field-installed tasklights are specified separately • 13-1/2" internal clearance • 25-3/4" clearance for tackboards at recommended installation height	One Door/Four Slots	60x15x21	LI661560SWDS	□□	□□	170.0#	$ 2838
		One Door/Four Slots	66x15x21	LI661566SWDS	□□	□□	188.0#	2941
		One Door/Four Slots	72x15x21	LI661572SWDS	□□	□□	201.0#	3078
		One Door/Four Slots	78x15x21	LI661578SWDS	□□	□□	220.0#	3308
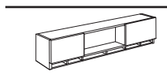 LSWDS	**Two Laminate Doors with Paper Sorter** • Integral paper sorter • Laminate non-locking door • Field-installed tasklights are specified separately • 13-1/2" internal clearance • 25-3/4" clearance for tackboards at recommended installation height	Two Doors/Five Slots	84x15x21	LI661584SWDS	□□	□□	242.0#	$ 3485
		Two Doors/Five Slots	90x15x21	LI661590SWDS	□□	□□	258.0#	3798
		Two Doors/Six Slots	96x15x21	LI661596SWDS	□□	□□	270.0#	4034
		Two Doors/Six Slots	102x15x21	LI6615102SWDS	□□	□□	290.0#	4213
		Two Doors/Six Slots	108x15x21	LI6615108SWDS	□□	□□	305.0#	4418
				Ⓐ	Ⓑ	Ⓒ		

HOW TO ORDER

Indicate the following information on order form:
1. Quantity of each item.
2. Model number, including options. See "How To Build a Model Number".
3. Any special service required.

Note: • The □ indicates that a choice is required.
- The absence of the □ indicates that no choice is required.
- Alpha-numeric characters in place of □ indicate that no other alternatives are available.

HOW TO BUILD A MODEL NUMBER

Ⓐ Select basic model.

Ⓑ Select laminate color.
Refer to the **Product Color Options** page in this price list.

Ⓒ Select divider selection.

PCH	- Chrome
PLM	- Laminate

Refer to the **Product Color Options** page in this price list.

SPECIAL SERVICES

Special Carton Marking

With specially marked information	N/C

Shipping

Ships **assembled, FOB Jasper, IN 47547, freight prepaid.** Freight class 100.

Specifications and prices are subject to change without prior notice.

Wall-Mount Storage

Sliding Frosted Acrylic Door Hutches with Paper Sorter

Wall-Mount Storage

Sliding Frosted Acrylic Door Hutches with Paper Sorter

	MODEL	Features	W x D x H	MODEL NUMBER: Basic Model	Laminate Color	Divider Selection	Approx. Packaged Weight	Delivered Pricing
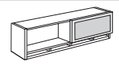 LSWDS	**One Metallic Framed Frosted Acrylic Door with Paper Sorter** • Integral paper sorter • Metallic-framed frosted non-locking acrylic door • Field-installed tasklights are specified separately • 13-1/2" internal clearance • 25-3/4" clearance for tackboards at recommended installation height	One Door/Four Slots	60x15x21	LI661560SWDS1AD	□□	□□	170.0#	$ 3079
		One Door/Four Slots	66x15x21	LI661566SWDS1AD	□□	□□	188.0#	3242
		One Door/Four Slots	72x15x21	LI661572SWDS1AD	□□	□□	201.0#	3379
		One Door/Four Slots	78x15x21	LI661578SWDS1AD	□□	□□	220.0#	3608
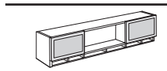 LSWDS	**Two Metallic Framed Frosted Acrylic Doors with Paper Sorter** • Integral paper sorter • Metallic-framed frosted non-locking acrylic door • Field-installed tasklights are specified separately • 13-1/2" internal clearance • 25-3/4" clearance for tackboards at recommended installation height	Two Doors/Five Slots	84x15x21	LI661584SWDS1AD	□□	□□	242.0#	$ 3636
		Two Doors/Five Slots	90x15x21	LI661590SWDS1AD	□□	□□	258.0#	4028
		Two Doors/Six Slots	96x15x21	LI661596SWDS1AD	□□	□□	270.0#	4682
		Two Doors/Six Slots	102x15x21	L6615102SWDS1AD	□□	□□	290.0#	4814
		Two Doors/Six Slots	108x15x21	L6615108SWDS1AD	□□	□□	305.0#	5020
				Ⓐ	Ⓑ	Ⓒ		

HOW TO ORDER

Indicate the following information on order form:
1. Quantity of each item.
2. Model number, including options. See "How To Build a Model Number".
3. Any special service required.

Note: • The □ indicates that a choice is required.
- The absence of the □ indicates that no choice is required.
- Alpha-numeric characters in place of □ indicate that no other alternatives are available.

HOW TO BUILD A MODEL NUMBER

Ⓐ Select basic model.

Ⓑ Select laminate color.
Refer to the **Product Color Options** page in this price list.

Ⓒ Select divider selection.

PCH	- Chrome
PLM	- Laminate

Refer to the **Product Color Options** page in this price list.

SPECIAL SERVICES

Special Carton Marking

With specially marked information	N/C

Shipping

Ships **assembled, FOB Jasper, IN 47547, freight prepaid.** Freight class 100.

Specifications and prices are subject to change without prior notice.

Wall-Mount Storage

Sliding Dry-Erase Door Hutches with Paper Sorter

Wall-Mount Storage

Sliding Dry-Erase Door Hutches with Paper Sorter

	MODEL	Features	W x D x H	MODEL NUMBER Basic Model	Laminate Color	Divider Selection	Approx. Packaged Weight	Delivered Pricing
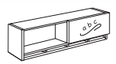 LSWDS	**One Dry-Erase Door with Paper Sorter** • Integral paper sorter • Dry-erase non-locking door front • Field-installed tasklights are specified separately • 13-1/2" internal clearance • 25-3/4" clearance for tackboards at recommended installation height	One Door/Four Slots	60x15x21	L661560SWDS1DEB	□□	□□	170.0#	$ 2907
		One Door/Four Slots	66x15x21	L661566SWDS1DEB	□□	□□	188.0#	3010
		One Door/Four Slots	72x15x21	L661572SWDS1DEB	□□	□□	201.0#	3146
		One Door/Four Slots	78x15x21	L661578SWDS1DEB	□□	□□	220.0#	3375
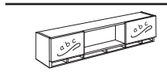 LSWDS	**Two Dry-Erase Doors with Paper Sorter** • Integral paper sorter • Dry-erase non-locking door fronts • Field-installed tasklights are specified separately • 13-1/2" internal clearance • 25-3/4" clearance for tackboards at recommended installation height	Two Doors/Five Slots	84x15x21	L661584SWDS1DEB	□□	□□	242.0#	$ 3623
		Two Doors/Five Slots	90x15x21	L661590SWDS1DEB	□□	□□	258.0#	3934
		Two Doors/Six Slots	96x15x21	L661596SWDS1DEB	□□	□□	270.0#	4172
		Two Doors/Six Slots	102x15x21	L6615102SWDSDEB	□□	□□	290.0#	4350
		Two Doors/Six Slots	108x15x21	L6615108SWDSDEB	□□	□□	305.0#	4556
				Ⓐ	Ⓑ	Ⓒ		

HOW TO ORDER

Indicate the following information on order form:
1. Quantity of each item.
2. Model number, including options. See "How To Build a Model Number".
3. Any special service required.

Note: • The □ indicates that a choice is required.
- The absence of the □ indicates that no choice is required.
- Alpha-numeric characters in place of □ indicate that no other alternatives are available.

HOW TO BUILD A MODEL NUMBER

Ⓐ Select basic model.

Ⓑ Select laminate color.
Refer to the **Product Color Options** page in this price list.

Ⓒ Select divider selection.

PCH	- Chrome
PLM	- Laminate

Refer to the **Product Color Options** page in this price list.

SPECIAL SERVICES

Special Carton Marking

With specially marked information	N/C

Shipping

Ships **assembled, FOB Jasper, IN 47547, freight prepaid.** Freight class 100.

Specifications and prices are subject to change without prior notice.

Wall-Mount Storage

Sliding High-Gloss Acrylic Door Hutches with Paper Sorter

Wall-Mount Storage

Sliding High-Gloss Acrylic Door Hutches with Paper Sorter

	MODEL	Features	W x D x H	MODEL NUMBER Basic Model	Door Finish	Laminate Color	Divider Selection	Approx. Packaged Weight	Delivered Pricing
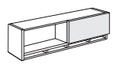 LSWDS	**One High-Gloss Acrylic Door with Paper Sorter** • Integral paper sorter • High-gloss acrylic non-locking door front • Field-installed tasklights are specified separately • 13-1/2" internal clearance • 25-3/4" clearance for tackboards at recommended installation height	One Door/Four Slots	60x15x21	L661560SWDS1HGA	□□	□□	□□	170.0#	$ 3380
		One Door/Four Slots	66x15x21	L661566SWDS1HGA	□□	□□	□□	188.0#	3543
		One Door/Four Slots	72x15x21	L661572SWDS1HGA	□□	□□	□□	201.0#	3678
		One Door/Four Slots	78x15x21	L661578SWDS1HGA	□□	□□	□□	220.0#	3908
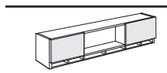 LSWDS	**Two High-Gloss Acrylic Doors with Paper Sorter** • Integral paper sorter • High-gloss acrylic non-locking door fronts • Field-installed tasklights are specified separately • 13-1/2" internal clearance • 25-3/4" clearance for tackboards at recommended installation height	Two Doors/Five Slots	84x15x21	L661584SWDS1HGA	□□	□□	□□	242.0#	$ 4237
		Two Doors/Five Slots	90x15x21	L661590SWDS1HGA	□□	□□	□□	258.0#	4628
		Two Doors/Six Slots	96x15x21	L661596SWDS1HGA	□□	□□	□□	270.0#	5283
		Two Doors/Six Slots	102x15x21	L6615102SWDSHGA	□□	□□	□□	290.0#	5415
		Two Doors/Six Slots	108x15x21	L6615108SWDSHGA	□□	□□	□□	305.0#	5621
					Ⓑ	Ⓒ	Ⓓ		

HOW TO ORDER

Indicate the following information on order form:
1. Quantity of each item.
2. Model number, including options. See "How To Build a Model Number".
3. Any special service required.

Note: • The □ indicates that a choice is required.
- The absence of the □ indicates that no choice is required.
- Alpha-numeric characters in place of □ indicate that no other alternatives are available.

HOW TO BUILD A MODEL NUMBER

Ⓐ Select basic model.

Ⓑ Select door finish.
Refer to the **Product Color Options** page in this price list.

Ⓒ Select laminate color.
Refer to the **Product Color Options** page in this price list.

Ⓓ Select divider selection.

PCH	- Chrome
PLM	- Laminate

Refer to the **Product Color Options** page in this price list.

SPECIAL SERVICES

Special Carton Marking

With specially marked information	N/C

Shipping

Ships **assembled, FOB Jasper, IN 47547, freight prepaid.** Freight class 100.

Specifications and prices are subject to change without prior notice.

Wall-Mount Storage
Open Hutches

Wall-Mount Storage
Open Hutches

	MODEL	Features	W x D x H	MODEL NUMBER: Basic Model	MODEL NUMBER: Laminate Color	Approx. Packaged Weight	Delivered Pricing
 LIWOH	**One Compartment** • 13-1/2" internal clearance • 25-3/4" clearance for tackboards at recommended installation height • Field-installed tasklights are specified separately	One Compartment	30x14-1/4x17-3/4	LI661530OW	□□	45.0#	$ 774
		One Compartment	36x14-1/4x17-3/4	LI661536OW	□□	54.0#	888
		One Compartment	42x14-1/4x17-3/4	LI661542OW	□□	63.0#	1022
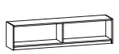 LIWOH	**Two Compartments** • 13-1/2" internal clearance • 25-3/4" clearance for tackboards at recommended installation height • Field-installed tasklights are specified separately	Two Compartments	48x14-1/4x17-3/4	LI661548OW	□□	73.0#	$ 1112
		Two Compartments	54x14-1/4x17-3/4	LI661554OW	□□	83.0#	1204
		Two Compartments	60x14-1/4x17-3/4	LI661560OW	□□	92.0#	1297
		Two Compartments	66x14-1/4x17-3/4	LI661566OW	□□	100.0#	1319
		Two Compartments	72x14-1/4x17-3/4	LI661572OW	□□	112.0#	1363
		Two Compartments	78x14-1/4x17-3/4	LI661578OW	□□	122.0#	1624
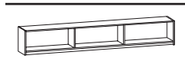 LIWOH	**Three Compartments** • 13-1/2" internal clearance • 25-3/4" clearance for tackboards at recommended installation height • Field-installed tasklights are specified separately	Three Compartments	84x14-1/4x17-3/4	LI661584OW	□□	130.0#	$ 1661
		Three Compartments	90x14-1/4x17-3/4	LI661590OW	□□	140.0#	1929
		Three Compartments	96x14-1/4x17-3/4	LI661596OW	□□	150.0#	2062
		Three Compartments	102x14-1/4x17-3/4	LI66151102OW	□□	158.0#	2094
		Three Compartments	108x14-1/4x17-3/4	LI66151108OW	□□	168.0#	2188
				Ⓐ	Ⓑ		

HOW TO ORDER

Indicate the following information on order form:
1. Quantity of each item.
2. Model number, including options. See "How To Build a Model Number".
3. Any special service required.

Note: • The □ indicates that a choice is required.
- The absence of the □ indicates that no choice is required.
- Alpha-numeric characters in place of □ indicate that no other alternatives are available.

HOW TO BUILD A MODEL NUMBER

Ⓐ Select basic model.

Ⓑ Select laminate color.
Refer to the **Product Color Options** page in this price list.

SPECIAL SERVICES

Special Carton Marking

With specially marked information	N/C

Shipping

Ships **assembled, FOB Jasper, IN 47547, freight prepaid.** Freight class 100.

Specifications and prices are subject to change without prior notice.

Wall-Mount Storage
Open Hutches with Paper Sorter

Wall-Mount Storage
Open Hutches with Paper Sorter

	MODEL	Features	W x D x H	MODEL NUMBER Basic Model	Laminate Color	Divider Selection	Approx. Packaged Weight	Delivered Pricing
 LIWOS	**One Compartment** • 13-1/2" internal clearance • 25-3/4" clearance for tackboards at recommended installation height • Field-installed tasklights are specified separately	One Compartment/Two Slots	30x14-1/4x21	LI6615300WS	☐☐	☐☐	56.0#	$ 1280
		One Compartment/Two Slots	36x14-1/4x21	LI6615360WS	☐☐	☐☐	64.0#	1442
		One Compartment/Two Slots	42x14-1/4x21	LI6615420WS	☐☐	☐☐	72.0#	1623
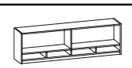 LIWOS	**Two Compartments** • 13-1/2" internal clearance • 25-3/4" clearance for tackboards at recommended installation height • Field-installed tasklights are specified separately	Two Compartments/Three Slots	48x14-1/4x21	LI6615480WS	☐☐	☐☐	80.0#	$ 1760
		Two Compartments/Three Slots	54x14-1/4x21	LI6615540WS	☐☐	☐☐	89.0#	1899
		Two Compartments/Four Slots	60x14-1/4x21	LI6615600WS	☐☐	☐☐	102.0#	2043
		Two Compartments/Four Slots	66x14-1/4x21	LI6615660WS	☐☐	☐☐	108.0#	2116
		Two Compartments/Four Slots	72x14-1/4x21	LI6615720WS	☐☐	☐☐	120.0#	2210
		Two Compartments/Four Slots	78x14-1/4x21	LI6615780WS	☐☐	☐☐	130.0#	2525
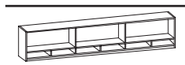 LIWOS	**Three Compartments** • 13-1/2" internal clearance • 25-3/4" clearance for tackboards at recommended installation height • Field-installed tasklights are specified separately	Three Compartments/Six Slots	84x14-1/4x21	LI6615840WS	☐☐	☐☐	140.0#	$ 2621
		Three Compartments/Six Slots	90x14-1/4x21	LI6615900WS	☐☐	☐☐	150.0#	2945
		Three Compartments/Six Slots	96x14-1/4x21	LI6615960WS	☐☐	☐☐	160.0#	3127
		Three Compartments/Six Slots	102x14-1/4x21	LI66151020WS	☐☐	☐☐	168.0#	3204
		Three Compartments/Six Slots	108x14-1/4x21	LI66151080WS	☐☐	☐☐	178.0#	3344
				Ⓐ	Ⓑ	Ⓒ		

HOW TO ORDER

Indicate the following information on order form:
1. Quantity of each item.
2. Model number, including options. See "How To Build a Model Number".
3. Any special service required.

Note: • The ☐ indicates that a choice is required.
- The absence of the ☐ indicates that no choice is required.
- Alpha-numeric characters in place of ☐ indicate that no other alternatives are available.

HOW TO BUILD A MODEL NUMBER

Ⓐ Select basic model.

Ⓑ Select laminate color.
Refer to the **Product Color Options** page in this price list.

Ⓒ Select divider selection.

PCH	- Chrome
PLM	- Laminate

Refer to the **Product Color Options** page in this price list.

SPECIAL SERVICES

Special Carton Marking

With specially marked information	N/C

Shipping

Ships **assembled, FOB Jasper, IN 47547, freight prepaid.** Freight class 100.

Specifications and prices are subject to change without prior notice.

Wall-Mount Storage
Tall Open Hutches

Wall-Mount Storage
Tall Open Hutches

	MODEL	Features	W x D x H	MODEL NUMBER: Basic Model	MODEL NUMBER: Laminate Color	Approx. Packaged Weight	Delivered Pricing
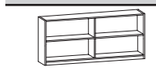 LIWOT	**Four Compartments** • 12-3/8" internal clearance • 25-3/4" clearance for tackboards at recommended installation height • Field-installed tasklights are specified separately	Four Compartments	60x14-1/4x29-3/16	LI661560TOW	☐☐	122.0#	$ 1623
		Four Compartments	66x14-1/4x29-3/16	LI661566TOW	☐☐	135.0#	1707
		Four Compartments	72x14-1/4x29-3/16	LI661572TOW	☐☐	147.0#	1783
		Four Compartments	78x14-1/4x29-3/16	LI661578TOW	☐☐	161.0#	2027
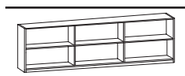 LIWOT	**Six Compartments** • 12-3/8" internal clearance • 25-3/4" clearance for tackboards at recommended installation height • Field-installed tasklights are specified separately	Six Compartments	84x14-1/4x29-3/16	LI661584TOW	☐☐	173.0#	$ 2069
		Six Compartments	90x14-1/4x29-3/16	LI661590TOW	☐☐	186.0#	2195
		Six Compartments	96x14-1/4x29-3/16	LI661596TOW	☐☐	200.0#	2413
		Six Compartments	102x14-1/4x29-3/16	LI6615102TOW	☐☐	212.0#	2514
		Six Compartments	108x14-1/4x29-3/16	LI6615108TOW	☐☐	225.0#	2574
				Ⓐ	Ⓑ		

HOW TO ORDER

Indicate the following information on order form:
1. Quantity of each item.
2. Model number, including options. See "How To Build a Model Number".
3. Any special service required.

Note: • The ☐ indicates that a choice is required.
- The absence of the ☐ indicates that no choice is required.
- Alpha-numeric characters in place of ☐ indicate that no other alternatives are available.

HOW TO BUILD A MODEL NUMBER

Ⓐ Select basic model.

Ⓑ Select laminate color.
Refer to the **Product Color Options** page in this price list.

SPECIAL SERVICES

Special Carton Marking

With specially marked information	N/C

Shipping

Ships **assembled, FOB Jasper, IN 47547, freight prepaid.** Freight class 100.

Specifications and prices are subject to change without prior notice.

Wall-Mount Storage
Tall Open Hutches with Paper Sorter

Wall-Mount Storage
Tall Open Hutches with Paper Sorter

	MODEL	Features	W x D x H	MODEL NUMBER: Basic Model	Laminate Color	Divider Selection	Approx. Packaged Weight	Delivered Pricing
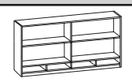 LIWTS	**Four Compartments/Four Slots** • 12-3/8" internal clearance • 25-3/4" clearance for tackboards at recommended installation height • Field-installed tasklights are specified separately	Four Compartments/Four Slots	60x14-1/4x33-5/8	LI661560TOWS	□□	□□	142.0#	$ 2370
		Four Compartments/Four Slots	66x14-1/4x33-5/8	LI661566TOWS	□□	□□	155.0#	2506
		Four Compartments/Four Slots	72x14-1/4x33-5/8	LI661572TOWS	□□	□□	157.0#	2632
		Four Compartments/Four Slots	78x14-1/4x33-5/8	LI661578TOWS	□□	□□	181.0#	2931
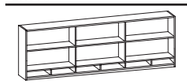 LIWTS	**Six Compartments/Six Slots** • 12-3/8" internal clearance • 25-3/4" clearance for tackboards at recommended installation height • Field-installed tasklights are specified separately	Six Compartments/Six Slots	84x14-1/4x33-5/8	LI661584TOWS	□□	□□	193.0#	$ 3025
		Six Compartments/Six Slots	90x14-1/4x33-5/8	LI661590TOWS	□□	□□	206.0#	3215
		Six Compartments/Six Slots	96x14-1/4x33-5/8	LI661596TOWS	□□	□□	220.0#	3479
		Six Compartments/Six Slots	102x14-1/4x33-5/8	LI6615102TOWS	□□	□□	232.0#	3624
		Six Compartments/Six Slots	108x14-1/4x33-5/8	LI6615108TOWS	□□	□□	245.0#	3729
					Ⓑ	Ⓒ		

HOW TO ORDER

Indicate the following information on order form:
1. Quantity of each item.
2. Model number, including options. See "How To Build a Model Number".
3. Any special service required.

Note: • The □ indicates that a choice is required.
- The absence of the □ indicates that no choice is required.
- Alpha-numeric characters in place of □ indicate that no other alternatives are available.

HOW TO BUILD A MODEL NUMBER

Ⓐ Select basic model.

Ⓑ Select laminate color.
Refer to the **Product Color Options** page in this price list.

Ⓒ Select divider selection.

PCH	- Chrome
PLM	- Laminate

Refer to the **Product Color Options** page in this price list.

SPECIAL SERVICES

Special Carton Marking

With specially marked information	N/C

Shipping

Ships **assembled, FOB Jasper, IN 47547, freight prepaid.** Freight class 100.

Specifications and prices are subject to change without prior notice.

	MODEL	Features	W x D x H	MODEL NUMBER Basic Model	MODEL NUMBER Laminate Color	Approx. Packaged Weight	Delivered Pricing
	**Open Wall-Mount L Shelf** • Weight capacity represents a distributed load • Mounting hardware not included; refer to assembly instructions for proper wall mounting requirements	64# Weight Limit	30x15x17	LI661530LS	☐☐	30.0#	$ 520
		64# Weight Limit	36x15x17	LI661536LS	☐☐	35.0#	571
		90# Weight Limit	42x15x17	LI661542LS	☐☐	40.0#	623
		90# Weight Limit	48x15x17	LI661548LS	☐☐	45.0#	673
		90# Weight Limit	54x15x17	LI661554LS	☐☐	50.0#	722
		128# Weight Limit	60x15x17	LI661560LS	☐☐	55.0#	774
LISV		128# Weight Limit	66x15x17	LI661566LS	☐☐	60.0#	824
		154# Weight Limit	72x15x17	LI661572LS	☐☐	65.0#	875
		154# Weight Limit	78x15x17	LI661578LS	☐☐	70.0#	930
		154# Weight Limit	84x15x17	LI661584LS	☐☐	75.0#	982
		192# Weight Limit	90x15x17	LI661590LS	☐☐	80.0#	1034
		192# Weight Limit	96x15x17	LI661596LS	☐☐	85.0#	1089
		192# Weight Limit	102x15x17	LI6615102LS	☐☐	90.0#	1143
		192# Weight Limit	108x15x17	LI6615108LS	☐☐	95.0#	1195
	**Floating Display Shelf** • Weight capacity represents a distributed load • Mounting hardware not included; refer to assembly instructions for proper wall mounting requirements	40# Weight Limit	30x9x1	LI660930FS	☐☐	6.0#	$ 353
		40# Weight Limit	36x9x1	LI660936FS	☐☐	8.0#	392
		57# Weight Limit	42x9x1	LI660942FS	☐☐	9.0#	431
		57# Weight Limit	48x9x1	LI660948FS	☐☐	10.0#	469
		57# Weight Limit	54x9x1	LI660954FS	☐☐	12.0#	505
LISV		82# Weight Limit	60x9x1	LI660960FS	☐☐	13.0#	544
		82# Weight Limit	66x9x1	LI660966FS	☐☐	14.0#	583
		99# Weight Limit	72x9x1	LI660972FS	☐☐	16.0#	622
		99# Weight Limit	78x9x1	LI660978FS	☐☐	17.0#	652
		99# Weight Limit	84x9x1	LI660984FS	☐☐	18.0#	681
		123# Weight Limit	90x9x1	LI660990FS	☐☐	19.0#	714
		123# Weight Limit	96x9x1	LI660996FS	☐☐	20.0#	746
		123# Weight Limit	102x9x1	LI6609102FS	☐☐	22.0#	776
		123# Weight Limit	108x9x1	LI6609108FS	☐☐	23.0#	810
				Ⓐ	Ⓑ		

HOW TO ORDER

Indicate the following information on order form:
1. Quantity of each item.
2. Model number, including options. See “How To Build a Model Number”.
3. Any special service required.

Note: • The ☐ indicates that a choice is required.
- The absence of the ☐ indicates that no choice is required.
- Alpha-numeric characters in place of ☐ indicate that no other alternatives are available.

HOW TO BUILD A MODEL NUMBER

Ⓐ Select basic model.

Ⓑ Select laminate color.
Refer to the **Product Color Options** page in this price list.

SPECIAL SERVICES

Special Carton Marking

With specially marked information	N/C

Shipping

Ships **assembled, FOB Jasper, IN 47547, freight prepaid.** Freight class 100.

Specifications and prices are subject to change without prior notice.

Accessory Items for Storage

Accessory Items for Storage

	MODEL	W x D x H	MODEL NUMBER Basic Model	MODEL NUMBER Laminate Color	Approx. Packaged Weight	Delivered Pricing
 LIMSC	**Component Spanning Top** • For use over 15" deep hutches and bookcases • Provides an edge profile and uniform appearance	30x15x1	LI661530HT	☐☐	11.0#	$ 363
		36x15x1	LI661536HT	☐☐	23.0#	378
		42x15x1	LI661542HT	☐☐	27.0#	391
		48x15x1	LI661548HT	☐☐	30.0#	403
		54x15x1	LI661554HT	☐☐	34.0#	415
		60x15x1	LI661560HT	☐☐	38.0#	422
		66x15x1	LI661566HT	☐☐	42.0#	433
		72x15x1	LI661572HT	☐☐	48.0#	454
		78x15x1	LI661578HT	☐☐	50.0#	486
		84x15x1	LI661584HT	☐☐	53.0#	499
		90x15x1	LI661590HT	☐☐	57.0#	523
		96x15x1	LI661596HT	☐☐	61.0#	544
		102x15x1	LI6615102HT	☐☐	63.0#	565
		108x15x1	LI6615108HT	☐☐	67.0#	578
 LIMSC	**Portable Paper Slot Tower** • Features top shelf fixed and three adjustable shelves	18x12x21	LI661218HH	☐☐	45.0#	$ 788
			Ⓐ	Ⓑ		

HOW TO ORDER

Indicate the following information on order form:
1. Quantity of each item.
2. Model number, including options. See "How To Build a Model Number".
3. Any special service required.

Note: • The ☐ indicates that a choice is required.
- The absence of the ☐ indicates that no choice is required.
- Alpha-numeric characters in place of ☐ indicate that no other alternatives are available.

HOW TO BUILD A MODEL NUMBER

Ⓐ Select basic model.

Ⓑ Select laminate color.
Refer to the **Product Color Options** page in this price list.

SPECIAL SERVICES

Special Carton Marking

With specially marked information N/C

Shipping

Ships **assembled, FOB Jasper, IN 47547, freight prepaid.** Freight class 100.

Specifications and prices are subject to change without prior notice.

Tackboards for Surface-Mount Hutches

For Use with 30" High Worksurfaces

Tackboards for Surface-Mount Hutches
For Use with 30" High Worksurfaces

	MODEL	COM Yardage	W x D x H	MODEL NUMBER Basic Model	MODEL NUMBER Fabric Color	Approx. Packaged Weight	Delivered Pricing C.O.M.	Delivered Pricing Fabric Grade 1	Delivered Pricing Fabric Grade 2	Delivered Pricing Fabric Grade 3	Delivered Pricing Pallas Vertical Fabric Grade PV	Delivered Pricing Pallas Vertical Fabric Grade PV1	Delivered Pricing Pallas Vertical Fabric Grade PV2
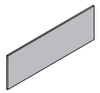 LITAC	**Surface-Mount Tackboard-19" Height** • For attachment to surface-mount hutch with paper slots • Integral cord channel • Tackboard is attached to a horizontal load bar (supplied) with removable mounting brackets • All tackboards 78" and longer are two pieces	1.00	28-1/8x3/4x19	LITB1930HPS	□□□□	3.0#	$ 198	$ 198	$ 207	$ 209	$ 209	$ 222	$ 243
		1.25	34-1/8x3/4x19	LITB1936HPS	□□□□	4.0#	222	222	231	233	233	249	270
		1.25	40-1/8x3/4x19	LITB1942HPS	□□□□	5.0#	246	246	256	258	258	277	301
		1.50	46-1/8x3/4x19	LITB1948HPS	□□□□	6.0#	266	266	277	279	279	297	326
		1.75	52-1/8x3/4x19	LITB1954HPS	□□□□	6.0#	290	290	301	305	305	322	353
		2.00	58-1/8x3/4x19	LITB1960HPS	□□□□	8.0#	342	342	356	359	359	383	418
		2.00	64-1/8x3/4x19	LITB1966HPS	□□□□	9.0#	351	351	363	366	366	392	427
		2.25	70-1/8x3/4x19	LITB1972HPS	□□□□	10.0#	361	361	377	380	380	405	441
		2.50	76-1/8x3/4x19	LITB1978HPS	□□□□	10.0#	364	364	379	382	382	408	445
		2.50	82-1/8x3/4x19	LITB1984HPS	□□□□	11.0#	389	389	404	407	407	434	474
		2.75	88-1/8x3/4x19	LITB1990HPS	□□□□	13.0#	531	531	552	558	558	595	649
		3.00	94-1/8x3/4x19	LITB1996HPS	□□□□	14.0#	531	531	552	558	558	595	649
		3.25	100-1/8x3/4x19	LITB19102HPS	□□□□	15.0#	578	578	601	607	607	648	705
		3.50	106-1/8x3/4x19	LITB19108HPS	□□□□	17.0#	578	578	601	607	607	648	705
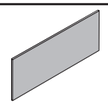 LITAC	**Surface-Mount Tackboard-23" Height** • For attachment to surface-mount hutch without paper slots • Integral cord channel • Tackboard is attached to a horizontal load bar (supplied) with removable mounting brackets • All tackboards 78" and longer are two pieces	1.00	28-1/8x3/4x23	LITB2330H	□□□□	3.0#	$ 266	$ 266	$ 277	$ 279	$ 279	$ 297	$ 326
		1.25	34-1/8x3/4x23	LITB2336H	□□□□	4.0#	305	305	316	319	319	340	371
		1.25	40-1/8x3/4x23	LITB2342H	□□□□	5.0#	334	334	347	352	352	376	407
		1.50	46-1/8x3/4x23	LITB2348H	□□□□	6.0#	363	363	378	381	381	406	443
		1.75	52-1/8x3/4x23	LITB2354H	□□□□	6.0#	393	393	408	413	413	440	480
		2.00	58-1/8x3/4x23	LITB2360H	□□□□	8.0#	462	462	482	486	486	520	565
		2.00	64-1/8x3/4x23	LITB2366H	□□□□	9.0#	473	473	491	497	497	529	576
		2.25	70-1/8x3/4x23	LITB2372H	□□□□	10.0#	491	491	511	518	518	550	600
		2.50	76-1/8x3/4x23	LITB2378H	□□□□	10.0#	506	506	525	531	531	567	617
		2.50	82-1/8x3/4x23	LITB2384H	□□□□	11.0#	607	607	631	637	637	678	740
		2.75	88-1/8x3/4x23	LITB2390H	□□□□	13.0#	726	726	754	762	762	814	886
		3.00	94-1/8x3/4x23	LITB2396H	□□□□	14.0#	726	726	754	762	762	814	886
		3.25	100-1/8x3/4x23	LITB23102H	□□□□	15.0#	786	786	818	825	825	881	959
		3.50	106-1/8x3/4x23	LITB23108H	□□□□	17.0#	786	786	818	825	825	881	
				Ⓐ	Ⓑ								

HOW TO ORDER

Indicate the following information on order form:
1. Quantity of each item.
2. Model number, including options. See "How To Build a Model Number".
3. Any special service required.

Note: • The □ indicates that a choice is required.
- The absence of the □ indicates that no choice is required.
- Alpha-numeric characters in place of □ indicate that no other alternatives are available.

HOW TO BUILD A MODEL NUMBER

Ⓐ Select basic model.

Ⓑ Select fabric color.
Refer to **ki.com/fabrics**

SPECIAL SERVICES

Special Carton Marking

With specially marked information N/C

Shipping

Ships **assembled, FOB Manitowoc, WI 54220, freight prepaid.** Freight class 85.

Specifications and prices are subject to change without prior notice.

Tackboards for Wall-Mount Hutches or Shelves

For Use with 30" High Worksurfaces

Tackboards for Wall-Mount Hutches or Shelves
For Use with 30" High Worksurfaces

	MODEL	COM Yardage	W x D x H	MODEL NUMBER Basic Model	MODEL NUMBER Fabric Color	Approx. Packaged Weight	Delivered Pricing C.O.M.	Delivered Pricing Fabric Grade 1	Delivered Pricing Fabric Grade 2	Delivered Pricing Fabric Grade 3	Delivered Pricing Pallas Vertical Fabric Grade PV	Delivered Pricing Pallas Vertical Fabric Grade PV1	Delivered Pricing Pallas Vertical Fabric Grade PV2
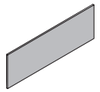 LITAC	**Wall-Mount Tackboard-19" Height** • For wall attachment between 30"H worksurfaces and wall-mounted hutch with paper slots • Integral cord channel • Tackboard is attached to a horizontal load bar (supplied) with removable mounting brackets • All tackboards 78" and longer are two pieces	1.00	29-7/8x3/4x19	LITB1930WPS	□□□□	3.0#	$ 206	$ 206	$ 214	$ 216	$ 216	$ 231	$ 251
		1.25	35-7/8x3/4x19	LITB1936WPS	□□□□	4.0#	234	234	244	246	246	263	287
		1.25	41-7/8x3/4x19	LITB1942WPS	□□□□	5.0#	254	254	264	266	266	284	309
		1.50	47-7/8x3/4x19	LITB1948WPS	□□□□	6.0#	277	277	288	291	291	310	338
		1.75	53-7/8x3/4x19	LITB1954WPS	□□□□	6.0#	306	306	317	320	320	342	373
		2.00	59-7/8x3/4x19	LITB1960WPS	□□□□	8.0#	338	338	352	355	355	378	411
		2.00	65-7/8x3/4x19	LITB1966WPS	□□□□	9.0#	353	353	366	370	370	394	429
		2.25	71-7/8x3/4x19	LITB1972WPS	□□□□	10.0#	365	365	381	384	384	410	446
		2.50	77-7/8x3/4x19	LITB1978WPS	□□□□	10.0#	369	369	383	386	386	412	449
		2.50	83-7/8x3/4x19	LITB1984WPS	□□□□	11.0#	507	507	527	532	532	568	620
		2.75	89-7/8x3/4x19	LITB1990WPS	□□□□	13.0#	554	554	575	582	582	621	675
		3.00	95-7/8x3/4x19	LITB1996WPS	□□□□	14.0#	554	554	575	582	582	621	675
		3.25	101-7/8x3/4x19	LITB19102WPS	□□□□	15.0#	610	610	635	642	642	684	746
		3.50	107-7/8x3/4x19	LITB19108WPS	□□□□	17.0#	610	610	635	642	642	684	746
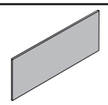 LITAC	**Wall-Mount Tackboard-23" Height** • For wall attachment between 30"H worksurfaces and wall-mounted hutch without paper slots or shelves • Integral cord channel • Tackboard is attached to a horizontal load bar (supplied) with removable mounting brackets • All tackboards 78" and longer are two pieces	1.00	29-7/8x3/4x23	LITB2330W	□□□□	3.0#	$ 278	$ 278	$ 290	$ 292	$ 292	$ 311	$ 339
		1.25	35-7/8x3/4x23	LITB2336W	□□□□	4.0#	317	317	331	334	334	356	389
		1.25	41-7/8x3/4x23	LITB2342W	□□□□	5.0#	344	344	359	363	363	386	421
		1.50	47-7/8x3/4x23	LITB2348W	□□□□	6.0#	378	378	392	395	395	422	459
		1.75	53-7/8x3/4x23	LITB2354W	□□□□	6.0#	405	405	422	425	425	455	496
		2.00	59-7/8x3/4x23	LITB2360W	□□□□	8.0#	467	467	485	490	490	523	570
		2.00	65-7/8x3/4x23	LITB2366W	□□□□	9.0#	478	478	497	501	501	533	582
		2.25	71-7/8x3/4x23	LITB2372W	□□□□	10.0#	499	499	520	524	524	559	608
		2.50	77-7/8x3/4x23	LITB2378W	□□□□	10.0#	516	516	536	542	542	576	628
		2.50	83-7/8x3/4x23	LITB2384W	□□□□	11.0#	691	691	719	725	725	774	842
		2.75	89-7/8x3/4x23	LITB2390W	□□□□	13.0#	753	753	784	791	791	843	919
		3.00	95-7/8x3/4x23	LITB2396W	□□□□	14.0#	753	753	784	791	791	843	919
		3.25	101-7/8x3/4x23	LITB23102W	□□□□	15.0#	812	812	843	852	852	908	989
		3.50	107-7/8x3/4x23	LITB23108W	□□□□	17.0#	812	812	843	852	852	908	989
				Ⓐ	Ⓑ								

HOW TO ORDER

Indicate the following information on order form:
1. Quantity of each item.
2. Model number, including options. See "How To Build a Model Number".
3. Any special service required.

Note: • The □ indicates that a choice is required.
- The absence of the □ indicates that no choice is required.
- Alpha-numeric characters in place of □ indicate that no other alternatives are available.

HOW TO BUILD A MODEL NUMBER

Ⓐ Select basic model.

Ⓑ Select fabric color.
Refer to **ki.com/fabrics**

SPECIAL SERVICES

Special Carton Marking

With specially marked information N/C

Shipping

Ships **assembled, FOB Manitowoc, WI 54220, freight prepaid.** Freight class 85.

Specifications and prices are subject to change without prior notice.

Tackboards for Wall-Mount Hutches or Shelves

For Use with 21" High Credenzas

Tackboards for Wall-Mount Hutches or Shelves
For Use with 21" High Credenzas

	MODEL	COM Yardage	W x D x H	MODEL NUMBER Basic Model	MODEL NUMBER Fabric Color	Approx. Packaged Weight	Delivered Pricing C.O.M.	Delivered Pricing Fabric Grade 1	Delivered Pricing Fabric Grade 2	Delivered Pricing Fabric Grade 3	Delivered Pricing Pallas Vertical Fabric Grade PV	Delivered Pricing Pallas Vertical Fabric Grade PV1	Delivered Pricing Pallas Vertical Fabric Grade PV2
 LITAC	**Wall-Mount Tackboard-27" Height** • For wall attachment between 21" H credenza and wall-mounted hutch with paper slots • Integral cord channel • Tackboard is attached to a horizontal load bar (supplied) with removable mounting brackets • All tackboards 78" and longer are two pieces	1.00	29-7/8x3/4x27	LITB2730WPS	□□□□	3.0#	$ 335	$ 335	$ 349	$ 353	$ 353	$ 376	$ 408
		1.25	35-7/8x3/4x27	LITB2736WPS	□□□□	4.0#	404	404	419	424	424	453	494
		1.25	41-7/8x3/4x27	LITB2742WPS	□□□□	5.0#	474	474	494	498	498	530	578
		1.50	47-7/8x3/4x27	LITB2748WPS	□□□□	6.0#	544	544	565	571	571	608	663
		1.75	53-7/8x3/4x27	LITB2754WPS	□□□□	6.0#	611	611	635	642	642	686	747
		2.00	59-7/8x3/4x27	LITB2760WPS	□□□□	8.0#	681	681	710	715	715	763	832
		2.00	65-7/8x3/4x27	LITB2766WPS	□□□□	9.0#	751	751	781	789	789	841	917
		2.25	71-7/8x3/4x27	LITB2772WPS	□□□□	10.0#	819	819	852	861	861	918	1001
		2.50	77-7/8x3/4x27	LITB2778WPS	□□□□	10.0#	889	889	926	933	933	995	1085
		2.50	83-7/8x3/4x27	LITB2784WPS	□□□□	11.0#	946	946	985	993	993	1061	1155
		2.75	89-7/8x3/4x27	LITB2790WPS	□□□□	13.0#	1086	1086	1130	1140	1140	1217	1325
		3.00	95-7/8x3/4x27	LITB2796WPS	□□□□	14.0#	1086	1086	1130	1140	1140	1217	1325
		3.25	101-7/8x3/4x27	LITB27102WPS	□□□□	15.0#	1223	1223	1273	1284	1284	1370	1492
		3.50	107-7/8x3/4x27	LITB27108WPS	□□□□	17.0#	1223	1223	1273	1284	1284	1370	1492
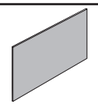 LITAC	**Wall-Mount Tackboard-31" Height** • For wall attachment between 21" H credenza and wall-mounted hutch without paper slots or shelves • Integral cord channel • Tackboard is attached to a horizontal load bar (supplied) with removable mounting brackets • All tackboards 78" and longer are two pieces	1.00	29-7/8x3/4x31	LITB3130W	□□□□	3.0#	$ 384	$ 384	$ 401	$ 404	$ 404	$ 431	$ 469
		1.25	35-7/8x3/4x31	LITB3136W	□□□□	4.0#	463	463	482	486	486	520	567
		1.25	41-7/8x3/4x31	LITB3142W	□□□□	5.0#	544	544	565	571	571	608	663
		1.50	47-7/8x3/4x31	LITB3148W	□□□□	6.0#	624	624	649	654	654	698	761
		1.75	53-7/8x3/4x31	LITB3154W	□□□□	6.0#	702	702	730	738	738	788	859
		2.00	59-7/8x3/4x31	LITB3160W	□□□□	8.0#	783	783	814	822	822	876	954
		2.00	65-7/8x3/4x31	LITB3166W	□□□□	9.0#	862	862	896	905	905	965	1052
		2.25	71-7/8x3/4x31	LITB3172W	□□□□	10.0#	941	941	979	988	988	1054	1148
		2.50	77-7/8x3/4x31	LITB3178W	□□□□	10.0#	1020	1020	1061	1071	1071	1143	1245
		2.50	83-7/8x3/4x31	LITB3184W	□□□□	11.0#	1086	1086	1130	1140	1140	1217	1325
		2.75	89-7/8x3/4x31	LITB3190W	□□□□	13.0#	1247	1247	1298	1310	1310	1398	1521
		3.00	95-7/8x3/4x31	LITB3196W	□□□□	14.0#	1247	1247	1298	1310	1310	1398	1521
		3.25	101-7/8x3/4x31	LITB31102W	□□□□	15.0#	1407	1407	1463	1476	1476	1575	1715
		3.50	107-7/8x3/4x31	LITB31108W	□□□□	17.0#	1407	1407	1463	1476	1476	1575	1715
				Ⓐ	Ⓑ								

HOW TO ORDER

Indicate the following information on order form:
1. Quantity of each item.
2. Model number, including options. See "How To Build a Model Number".
3. Any special service required.

Note: • The □ indicates that a choice is required.
- The absence of the □ indicates that no choice is required.
- Alpha-numeric characters in place of □ indicate that no other alternatives are available.

HOW TO BUILD A MODEL NUMBER

Ⓐ Select basic model.

Ⓑ Select fabric color.
Refer to **ki.com/fabrics**

SPECIAL SERVICES

Special Carton Marking

With specially marked information N/C

Shipping

Ships **assembled, FOB Manitowoc, WI 54220, freight prepaid.** Freight class 85.

Specifications and prices are subject to change without prior notice.

Task Lights
LED Task Lights

Task Lights
LED Task Lights

	MODEL	W	MODEL NUMBER Basic Model	Approx. Packaged Weight	Delivered Pricing
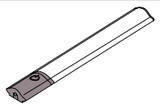 HRDPT	**Single Unit - Hutch LED Task Light** • Attaches to the bottom of hutch storage cabinets or shelving • Task lights are specified by the hutch/ shelf width to which they are attached. See "INFORMATION" at bottom of price list page for sizing chart. • Slim profile mounts via screw-in bracket • Attachment hardware included • Touch and hold dimmability with last-state memory • Silver anodized aluminum body/black plastic end caps • 9' power supply • Includes 2 cord managers	12"	LEDTK.12.SGL.GN	1.2#	$ 147
		17"	LEDTK.17.SGL.GN	1.6#	188
		31"	LEDTK.31.SGL.GN	2.1#	230
		44"	LEDTK.44.SGL.GN	2.3#	264
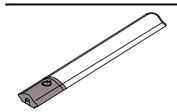 HRDPT	**Starter Unit - Hutch LED Task Light** • Attaches to the bottom of hutch storage cabinets or shelving • Task lights are specified by the hutch/ shelf width to which they are attached. See "INFORMATION" below for sizing chart. • Slim profile mounts via screw-in bracket • Attachment hardware included • Touch and hold dimmability with last-state memory • Silver anodized aluminum body/black plastic end caps • Daisy chain with Adder units • 11' power supply • Includes 2 cord managers • Refer to Interlinking Combination table below for optimal performance of daisy chained fixtures	12"	LEDTK.12.DCP.GN	1.2#	$ 192
		17"	LEDTK.17.DCP.GN	1.6#	240
		31"	LEDTK.31.DCP.GN	2.1#	283
		44"	LEDTK.44.DCP.GN	2.3#	321

Ⓐ

HOW TO ORDER

Indicate the following information on order form:
1. Quantity of each item.
2. Model number, including options. See "How To Build a Model Number".
3. Any special service required.

Note: • The ☐ indicates that a choice is required.
- The absence of the ☐ indicates that no choice is required.
- Alpha-numeric characters in place of ☐ indicate that no other alternatives are available.

HOW TO BUILD A MODEL NUMBER

Ⓐ Select basic model.

INFORMATION

LED TASK LIGHT CABINET WIDTH

Cabinet Width	Light Width
24"	12" or 17"
30"	17"
36"	17"
42"	31"
48"	31"
54"	44"
60"	44"
66"	44"
72"	44"

INTERLOCKING SPECIFICATIONS

INTERLINKING COMBINATIONS (DAISY CHAIN)

# of 12"	# of 17"	# of 31"	# of 44"
6	0	0	0
5	1	0	0
5	0	0	0
4	2	0	0
4	1	0	0
4	0	1	0
4	0	0	0
3	2	0	0
3	1	1	0
3	1	0	0
3	0	1	0
3	0	0	1
3	0	0	0
2	3	0	0
2	2	1	0
2	1	1	0
2	0	2	0
2	0	0	1

INTERLOCKING SPECIFICATIONS

INTERLINKING COMBINATIONS (cont.) (DAISY CHAIN)

# of 12"	# of 17"	# of 31"	# of 44"
1	4	0	0
1	3	0	0
1	2	1	0
1	2	0	1
1	1	1	0
1	1	0	1
0	4	0	0
0	3	1	0
0	3	0	0
0	2	1	0
0	2	0	1
0	1	2	0
0	1	1	1
0	1	0	1
0	0	3	0
0	0	2	0
0	0	1	1
0	0	0	2

SPECIAL SERVICES

Special Carton Marking

With specially marked information N/C

Shipping

Ships **knocked down, FOB Manitowoc, WI 54220, freight prepaid.** Freight class 70.

Specifications and prices are subject to change without prior notice.

Task Lights
LED Task Lights

Task Lights
LED Task Lights

	MODEL	W	MODEL NUMBER Basic Model	Approx. Packaged Weight	Delivered Pricing
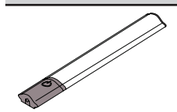 HRDPT	**Adder Unit - Hutch LED Task Light** • Attaches to the bottom of hutch storage cabinets or shelving • Task lights are specified by the hutch/ shelf width to which they are attached. See “INFORMATION” below for sizing chart. • Slim profile mounts via screw-in bracket • Attachment hardware included • Touch and hold dimmability with last-state memory • Silver anodized aluminum body/black plastic end caps • Daisy chain with Starter units • 18” jumper cord • Includes 2 cord managers • Does not inlcude power supply; must purchase starter unit with power supply • Controlled by the on/off/dimmer of the starter unit • Refer to Interlinking Combination table below for optimal performance of daisy chained fixtures	12” 17” 31” 44”	LEDTK.12.DCA.GN LEDTK.17.DCA.GN LEDTK.31.DCA.GN LEDTK.44.DCA.GN	1.2# 1.6# 2.1# 2.3#	$ 95 109 152 188

Ⓐ

HOW TO ORDER

Indicate the following information on order form:
1. Quantity of each item.
2. Model number, including options. See “How To Build a Model Number”.
3. Any special service required.

Note: • The ☐ indicates that a choice is required.
- The absence of the ☐ indicates that no choice is required.
- Alpha-numeric characters in place of ☐ indicate that no other alternatives are available.

HOW TO BUILD A MODEL NUMBER

Ⓐ Select basic model.

INFORMATION

LED TASK LIGHT CABINET WIDTH

Cabinet Width	Light Width
24”	12” or 17”
30”	17”
36”	17”
42”	31”
48”	31”
54”	44”
60”	44”
66”	44”
72”	44”

INTERLOCKING SPECIFICATIONS

INTERLINKING COMBINATIONS
(DAISY CHAIN)

# of 12”	# of 17”	# of 31”	# of 44”
6	0	0	0
5	1	0	0
5	0	0	0
4	2	0	0
4	1	0	0
4	0	1	0
4	0	0	0
3	2	0	0
3	1	1	0
3	1	0	0
3	0	1	0
3	0	0	1
3	0	0	0
2	3	0	0
2	2	1	0
2	1	1	0
2	0	2	0
2	0	0	1

INTERLOCKING SPECIFICATIONS

INTERLINKING COMBINATIONS (cont.)
(DAISY CHAIN)

# of 12”	# of 17”	# of 31”	# of 44”
1	4	0	0
1	3	0	0
1	2	1	0
1	2	0	1
1	1	1	0
1	1	0	1
0	4	0	0
0	3	1	0
0	3	0	0
0	2	1	0
0	2	0	1
0	1	2	0
0	1	1	1
0	1	0	1
0	0	3	0
0	0	2	0
0	0	1	1
0	0	0	2

SPECIAL SERVICES

Special Carton Marking

With specially marked information N/C

Shipping

Ships **knocked down, FOB Manitowoc, WI 54220, freight prepaid.** Freight class 70.

Specifications and prices are subject to change without prior notice.

Fixed Modular Components
Desk Shells

Fixed Modular Components
Desk Shells

	MODEL	W x D x H	MODEL NUMBER: Basic Model	Worksurface Option	Worksurface Laminate Color	Base Laminate Color	Edge Style	Worksurface Grommet	Back Grommet	Grommet Color	Approx. Packaged Weight	TFL	HPL
 LIDSH	**Desk Shell with Recessed Front** • For use with or without modular pedestals • Additional support required for open spans 60" or greater; see planning guide for options • 4" recessed front • Full back panel only • Duo Bezel modules specified separately	60x30x30	LI663060SH	□□□	□□□	□□□	Y	□□□□		□□□	136.0#	$ 1462	$ 1678
		66x30x30	LI663066SH	□□□	□□□	□□□	Y	□□□□		□□□	141.0#	1524	1752
		72x30x30	LI663072SH	□□□	□□□	□□□	Y	□□□□		□□□	145.0#	1560	1801
		60x36x30	LI663660SH	□□□	□□□	□□□	Y	□□□□		□□□	139.0#	1540	1769
		66x36x30	LI663666SH	□□□	□□□	□□□	Y	□□□□		□□□	148.0#	1584	1824
		72x36x30	LI663672SH	□□□	□□□	□□□	Y	□□□□		□□□	154.0#	1631	1883
 LIDSH	**Credenza Shell** • For use with or without modular pedestals • Additional support required for open spans 60" or greater; see planning guide for options • Back grommet standard; back and worksurface grommet color must match • Full back panel only • Grommet should not be placed above pedestal • Duo Bezel modules specified separately	60x24x30	LI662460SH	□□□	□□□	□□□	Y	□□□□	□□	□□□	111.0#	$ 1340	$ 1520
		66x24x30	LI662466SH	□□□	□□□	□□□	Y	□□□□	□□	□□□	118.0#	1374	1579
		72x24x30	LI662472SH	□□□	□□□	□□□	Y	□□□□	□□	□□□	125.0#	1413	1641
				Ⓑ	Ⓒ	Ⓓ	Ⓔ	Ⓕ	Ⓖ	Ⓗ			

HOW TO ORDER

Indicate the following information on order form:
1. Quantity of each item.
2. Model number, including options. See "How To Build a Model Number".
3. Any special service required.

Note: • The □ indicates that a choice is required.
- The absence of the □ indicates that no choice is required.
- Alpha-numeric characters in place of □ indicate that no other alternatives are available.

HOW TO BUILD A MODEL NUMBER

Ⓐ Select basic model.

Ⓑ Select worksurface option.

TFL	- Thermally fused laminate
HPL	- High pressure laminate

Ⓒ Select worksurface laminate color.
Refer to the **Product Color Options** page in this price list.

Ⓓ Select base laminate color.
Refer to the **Product Color Options** page in this price list.

Ⓔ Select edge style.

Y	- Flat edge

Ⓕ Select shell worksurface grommet option.

NGRM	- No grommet
GL	- Grommet left; add $61
GR	- Grommet right; add $61
GC	- Grommet center; add $61
GLR	- Grommet left and right; add $120
PDCL	- Left Cutout for Duo-Module spec'd separately
PDCR	- Right Cutout for Duo-Module spec'd separately
PDCC	- Center Cutout for Duo- Module spec'd separately

Ⓖ Select back grommet.

NBGRM	- No back grommet
BGRM	- Back grommet

Ⓗ Select grommet color.
Refer to the **Product Color Options** page in this price list.

SPECIAL SERVICES

Special Carton Marking

With specially marked information	N/C

Shipping

Ships **assembled, FOB Jasper, IN 47547, freight prepaid.** Freight class 100.

Specifications and prices are subject to change without prior notice.

Fixed Modular Components
Return Shells

Fixed Modular Components
Return Shells

	MODEL	W x D x H	MODEL NUMBER: Basic Model	Work-surface Option	Work-surface Lam-inate Color	Base Laminate Color	Edge Style	Grom-met Option	Back Grom-met	Grom-met Color	Approx. Packaged Weight	TFL	HPL
	**Return Shell-Left** • Optional surface grommet • Standard back panel grommet • Full back panel only • Not compatible with Duo Bezel	42x24x30	LI662442RSHL	□□□	□□□	□□□	Y	□□	□□	□□□	60.0#	$ 894	$ 1038
		48x24x30	LI662448RSHL	□□□	□□□	□□□	Y	□□	□□	□□□	70.0#	953	1109
LIDSH													
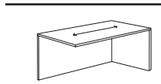	**Return Shell-Right**	42x24x30	LI662442RSHR	□□□	□□□	□□□	Y	□□	□□	□□□	60.0#	$ 894	$ 1038
		48x24x30	LI662448RSHR	□□□	□□□	□□□	Y	□□	□□	□□□	70.0#	953	1109
LIDSH													
			Ⓐ	Ⓑ	Ⓒ	Ⓓ	Ⓔ	Ⓕ	Ⓖ	Ⓗ			

HOW TO ORDER

Indicate the following information on order form:
1. Quantity of each item.
2. Model number, including options. See “How To Build a Model Number”.
3. Any special service required.

Note: • The □ indicates that a choice is required.
- The absence of the □ indicates that no choice is required.
- Alpha-numeric characters in place of □ indicate that no other alternatives are available.

HOW TO BUILD A MODEL NUMBER

Ⓐ Select basic model.

Ⓑ Select worksurface option.

TFL	- Thermally fused laminate
HPL	- High pressure laminate

Ⓒ Select worksurface laminate color.
Refer to the **Product Color Options** page in this price list.

Ⓓ Select base laminate color.
Refer to the **Product Color Options** page in this price list.

Ⓔ Select edge style.

Y	- Flat edge

Ⓕ Select return worksurface grommet option.

NGRM	- No grommet
GL	- Grommet left; add $61
GR	- Grommet right; add $61
GC	- Grommet center; add $61
GLR	- Grommet left and right; add $120

Ⓖ Select back grommet.

NBGRM	- No back grommet
BGRM	- Back grommet

Ⓗ Select grommet color.
Refer to the **Product Color Options** page in this price list.

SPECIAL SERVICES

Special Carton Marking

With specially marked information	N/C

Shipping
Ships **assembled, FOB Jasper, IN 47547, freight prepaid.** Freight class 100.

Specifications and prices are subject to change without prior notice.

Fixed Modular Components
Desk Tops

Fixed Modular Components
Desk Tops

	MODEL	W x D x H	MODEL NUMBER Basic Model	Work-surface Option (A)	Laminate Color (B)	Edge Style (C)	Grom-met Option (D)	Grom-met Color (E)	Approx. Packaged Weight	TFL	HPL
 LSHT	**Modular Desk Top 30" Deep** • For use as a desk top • Optional surface grommet • Additional support required for open spans 60" or greater; see planning guide for options • Grain direction runs widthwise	42x30x1	LI663042TP	□□□	□□□	Y	□□	□□□	38.0#	$ 454	$ 609
		48x30x1	LI663048TP	□□□	□□□	Y	□□	□□□	43.0#	499	667
		54x30x1	LI663054TP	□□□	□□□	Y	□□	□□□	48.0#	538	719
		60x30x1	LI663060TP	□□□	□□□	Y	□□	□□□	53.0#	571	763
		66x30x1	LI663066TP	□□□	□□□	Y	□□	□□□	58.0#	621	824
		72x30x1	LI663072TP	□□□	□□□	Y	□□	□□□	62.0#	642	859
		78x30x1	LI663078TP	□□□	□□□	Y	□□	□□□	67.0#	662	889
		84x30x1	LI663084TP	□□□	□□□	Y	□□	□□□	72.0#	676	917
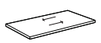 LSHT	**Modular Desk Top 36" Deep** • For use as a desk top • Optional surface grommet • Additional support required for open spans 60" or greater; see planning guide for options • Grain direction runs widthwise	42x36x1	LI663642TP	□□□	□□□	Y	□□	□□□	45.0#	$ 485	$ 666
		48x36x1	LI663648TP	□□□	□□□	Y	□□	□□□	51.0#	534	727
		54x36x1	LI663654TP	□□□	□□□	Y	□□	□□□	57.0#	575	779
		60x36x1	LI663660TP	□□□	□□□	Y	□□	□□□	63.0#	626	842
		66x36x1	LI663666TP	□□□	□□□	Y	□□	□□□	68.0#	656	885
		72x36x1	LI663672TP	□□□	□□□	Y	□□	□□□	74.0#	689	929
		78x36x1	LI663678TP	□□□	□□□	Y	□□	□□□	80.0#	707	959
		84x36x1	LI663684TP	□□□	□□□	Y	□□	□□□	85.0#	722	987
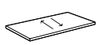 LSHT	**Modular Desk Top-Front to Back Grain 30" Deep** • For use as a desk top • Optional surface grommet • Additional support required for open spans 60" or greater; see planning guide for options • Grain direction runs front to back	42x30x1	LI664230TP	□□□	□□□	Y	□□	□□□	38.0#	$ 454	$ 609
		48x30x1	LI664830TP	□□□	□□□	Y	□□	□□□	43.0#	499	667
		54x30x1	LI665430TP	□□□	□□□	Y	□□	□□□	48.0#	538	719
		60x30x1	LI666030TP	□□□	□□□	Y	□□	□□□	53.0#	571	763
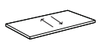 LSHT	**Modular Desk Top-Front to Back Grain 36" Deep** • For use as a desk top • Optional surface grommet • Additional support required for open spans 60" or greater; see planning guide for options • Grain direction runs front to back	42x36x1	LI664236TP	□□□	□□□	Y	□□	□□□	45.0#	$ 485	$ 666
		48x36x1	LI664836TP	□□□	□□□	Y	□□	□□□	51.0#	534	727
		54x36x1	LI665436TP	□□□	□□□	Y	□□	□□□	57.0#	575	779
		60x36x1	LI666036TP	□□□	□□□	Y	□□	□□□	63.0#	626	842
				Ⓐ	Ⓑ	Ⓒ	Ⓓ	Ⓔ	Ⓕ		

HOW TO ORDER

Indicate the following information on order form:
1. Quantity of each item.
2. Model number, including options. See "How To Build a Model Number".
3. Any special service required.

Note: • The □ indicates that a choice is required.
• The absence of the □ indicates that no choice is required.
• Alpha-numeric characters in place of □ indicate that no other alternatives are available.

HOW TO BUILD A MODEL NUMBER

Ⓐ Select basic model.

Ⓑ Select worksurface option.

TFL	- Thermally fused laminate
HPL	- High pressure laminate

Ⓒ Select laminate color.
Refer to the **Product Color Options** page in this price list.

Ⓓ Select edge style.

Y	- Flat edge

Ⓔ Select worksurface grommet option.

NGRM	- No grommet
GL	- Grommet left; add $61
GR	- Grommet right; add $61
GC	- Grommet center; add $61
GLR	- Grommet left and right; add $120

Ⓕ Select grommet color.
Refer to the **Product Color Options** page in this price list.

SPECIAL SERVICES

Special Carton Marking

With specially marked information	N/C

Shipping

Ships **assembled, FOB Jasper, IN 47547, freight prepaid.** Freight class 100.

Specifications and prices are subject to change without prior notice.

Fixed Modular Components
P-Tops and D-Tops

Fixed Modular Components
P-Tops and D-Tops

	MODEL	W x D x H	MODEL NUMBER Basic Model (A)	Work-surface Option (B)	Laminate Color (C)	Edge Style (D)	Cylinder Finish (E)	Grom-met Option (F)	Grommet Color (G)	Approx. Packaged Weight	TFL	HPL
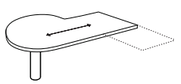 LMDS	**Modular P-Top Peninsula with Cylinder Base-Left** • 4" metal cylinder • 48" stiffener bar required on 84" model, specified separately • Ships unassembled	72x42-36x30	LI664272TL	□□□	□□□	Y	□□	□□	□□□	115.0#	$ 1591	$ 2040
		84x42-36x30	LI664284TL	□□□	□□□	Y	□□	□□	□□□	120.0#	1940	2518
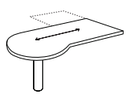 LMDS	**Modular P-Top Peninsula with Cylinder Base-Right**	72x42-36x30	LI664272TR	□□□	□□□	Y	□□	□□	□□□	115.0#	$ 1591	$ 2040
		84x42-36x30	LI664284TR	□□□	□□□	Y	□□	□□	□□□	120.0#	1940	2518
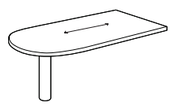 LMDS	**Modular D-Top Peninsula with Cylinder Base** • 4" metal cylinder • 48" stiffener bar required on 84" model, specified separately • Ships unassembled	66x30x30	LI663066DR	□□□	□□□	Y	□□	□□	□□□	120.0#	$ 1542	$ 1978
		72x36x30	LI663672DR	□□□	□□□	Y	□□	□□	□□□	127.0#	1605	2062
		84x36x30	LI663684DR	□□□	□□□	Y	□□	□□	□□□	134.0#	1901	2466
			Ⓐ	Ⓑ	Ⓒ	Ⓓ	Ⓔ	Ⓕ	Ⓖ			

HOW TO ORDER

Indicate the following information on order form:
1. Quantity of each item.
2. Model number, including options. See "How To Build a Model Number".
3. Any special service required.

Note: • The □ indicates that a choice is required.
• The absence of the □ indicates that no choice is required.
• Alpha-numeric characters in place of □ indicate that no other alternatives are available.

HOW TO BUILD A MODEL NUMBER

Ⓐ Select basic model.

Ⓑ Select worksurface option.

TFL	- Thermally fused laminate
HPL	- High pressure laminate

Ⓒ Select laminate color.
Refer to the **Product Color Options** page in this price list.

Ⓓ Select edge style.

Y	- Flat edge

Ⓔ Select cylinder finish.
Refer to the **Product Color Options** page in this price list.

Ⓕ Select worksurface grommet option.

NGRM	- No grommet
GAL	- Grommet approach side left; add $61
GSL	- Grommet seated side left; add $61
GAR	- Grommet approach side right; add $61
GSR	- Grommet seated side right; add $61

GSR/GAR available on TL and DR models.
GSL/GAL available on TR models.

Ⓖ Select grommet color.
Refer to the **Product Color Options** page in this price list.

SPECIAL SERVICES

Special Carton Marking

With specially marked information	N/C

Shipping

Ships **knocked down, FOB Jasper, IN 47547, freight prepaid.** Freight class 100.

Specifications and prices are subject to change without prior notice.

Fixed Modular Components
Media Peninsula Tops

Fixed Modular Components
Media Peninsula Tops

	MODEL	W x D x H	MODEL NUMBER Basic Model Ⓐ	Work-surface Option Ⓑ	Laminate Color Ⓒ	Edge Style Ⓓ	Bezel Location Ⓔ	Approx. Packaged Weight	TFL	HPL
 LMDS	**Modular Media Peninsula with Rectangle Leg** • Anodized aluminum rectangular post is inset 17-3/4" for kneespace • Rectangular bezel cutouts available at center or end; end cutout is located 12" from worksurface end on monitor support side • Duo Bezel ordered separately • Ships unassembled	60x30x30	LI663060MP/RECT	□□□	□□□	Y	□□	70.0#	$ 1811	$ 2371
		66x30x30	LI663066MP/RECT	□□□	□□□	Y	□□	77.0#	1895	2483
		72x36x30	LI663672MP/RECT	□□□	□□□	Y	□□	90.0#	2056	2702
 LMDS	**Modular Media Peninsula with 12" Tube Leg** • Tubular open frame leg is 12" wide • Arctic silver finish on steel leg • Rectangular bezel cutouts available at center or end; end cutout is located 12" from worksurface end on monitor support side • Duo Bezel ordered separately • Ships unassembled	60x30x30	LI663060MP/OLEG	□□□	□□□	Y	□□	75.0#	$ 1913	$ 2472
		66x30x30	LI663066MP/OLEG	□□□	□□□	Y	□□	82.0#	1996	2585
		72x36x30	LI663672MP/OLEG	□□□	□□□	Y	□□	95.0#	2157	2805

HOW TO ORDER

Indicate the following information on order form:
1. Quantity of each item.
2. Model number, including options. See "How To Build a Model Number".
3. Any special service required.

Note: • The □ indicates that a choice is required.
• The absence of the □ indicates that no choice is required.
• Alpha-numeric characters in place of □ indicate that no other alternatives are available.

HOW TO BUILD A MODEL NUMBER

Ⓐ Select basic model.

Ⓑ Select worksurface option.

TFL	- Thermally fused laminate
HPL	- High pressure laminate

Ⓒ Select laminate color.
Refer to the **Product Color Options** page in this price list.

Ⓓ Select edge style.

Y	- Flat edge

Ⓔ Select bezel location.

NB	- No Duo bezel cutout
E	- Duo bezel end cutout
C	- Duo bezel center cutout
CE	- Duo bezel center and end cutouts

SPECIAL SERVICES

Special Carton Marking

With specially marked information N/C

Shipping

Ships **knocked down, FOB Jasper, IN 47547, freight prepaid.** Freight class 100.

Specifications and prices are subject to change without prior notice.

Fixed Modular Components
Cabinet Tops

Fixed Modular Components
Cabinet Tops

	MODEL	W x D x H	MODEL NUMBER: Basic Model	Work-surface Option	Laminate Color	Edge Style	Grom-met Option	Grom-met Color	Approx. Packaged Weight	TFL	HPL
	**Modular Cabinet Tops-20" Deep** • For use as a bridge, return or credenza top • Optional surface grommet • Additional support required for open spans 60" or greater; see planning guide for options • Grain direction runs widthwise	18x20x1	LI662018TP	□□□	□□□	Y	□□	□□□	15.0#	$ 279	$ 381
		30x20x1	LI662030TP	□□□	□□□	Y	□□	□□□	21.0#	301	408
		36x20x1	LI662036TP	□□□	□□□	Y	□□	□□□	25.0#	310	424
		42x20x1	LI662042TP	□□□	□□□	Y	□□	□□□	29.0#	354	474
		48x20x1	LI662048TP	□□□	□□□	Y	□□	□□□	33.0#	391	523
LSHT		54x20x1	LI662054TP	□□□	□□□	Y	□□	□□□	37.0#	419	563
		60x20x1	LI662060TP	□□□	□□□	Y	□□	□□□	41.0#	457	613
		66x20x1	LI662066TP	□□□	□□□	Y	□□	□□□	45.0#	480	648
		72x20x1	LI662072TP	□□□	□□□	Y	□□	□□□	49.0#	501	681
		78x20x1	LI662078TP	□□□	□□□	Y	□□	□□□	53.0#	516	708
		84x20x1	LI662084TP	□□□	□□□	Y	□□	□□□	57.0#	529	734
		90x20x1	LI662090TP	□□□	□□□	Y	□□	□□□	61.0#	576	788
		96x20x1	LI662096TP	□□□	□□□	Y	□□	□□□	65.0#	589	805
		102x20x1	LI6620102TP	□□□	□□□	Y	□□	□□□	70.0#	605	834
		108x20x1	LI6620108TP	□□□	□□□	Y	□□	□□□	74.0#	620	860
	**Modular Cabinet Tops-24" Deep** • For use as a bridge, return or credenza top • Optional surface grommet • Additional support required for open spans 60" or greater; see planning guide for options • Grain direction runs widthwise	18x24x1	LI662418TP	□□□	□□□	Y	□□	□□□	28.0#	$ 311	$ 419
		30x24x1	LI662430TP	□□□	□□□	Y	□□	□□□	36.0#	340	460
		36x24x1	LI662436TP	□□□	□□□	Y	□□	□□□	45.0#	351	482
		42x24x1	LI662442TP	□□□	□□□	Y	□□	□□□	50.0#	398	543
		48x24x1	LI662448TP	□□□	□□□	Y	□□	□□□	58.0#	436	593
LSHT		54x24x1	LI662454TP	□□□	□□□	Y	□□	□□□	65.0#	471	639
		60x24x1	LI662460TP	□□□	□□□	Y	□□	□□□	70.0#	512	694
		66x24x1	LI662466TP	□□□	□□□	Y	□□	□□□	75.0#	538	730
		72x24x1	LI662472TP	□□□	□□□	Y	□□	□□□	80.0#	563	768
		78x24x1	LI662478TP	□□□	□□□	Y	□□	□□□	85.0#	581	797
		84x24x1	LI662484TP	□□□	□□□	Y	□□	□□□	90.0#	592	819
		90x24x1	LI662490TP	□□□	□□□	Y	□□	□□□	95.0#	646	886
		96x24x1	LI662496TP	□□□	□□□	Y	□□	□□□	100.0#	663	915
		102x24x1	LI6624102TP	□□□	□□□	Y	□□	□□□	105.0#	678	943
		108x24x1	LI6624108TP	□□□	□□□	Y	□□	□□□	110.0#	695	970
				Ⓐ	Ⓑ	Ⓒ	Ⓓ	Ⓔ	Ⓕ		

HOW TO ORDER

Indicate the following information on order form:
1. Quantity of each item.
2. Model number, including options. See "How To Build a Model Number".
3. Any special service required.

Note: • The □ indicates that a choice is required.
• The absence of the □ indicates that no choice is required.
• Alpha-numeric characters in place of □ indicate that no other alternatives are available.

HOW TO BUILD A MODEL NUMBER

Ⓐ Select basic model.

Ⓑ Select worksurface option.

TFL	- Thermally fused laminate
HPL	- High pressure laminate

Ⓒ Select laminate color.
Refer to the **Product Color Options** page in this price list.

Ⓓ Select edge style.

Y	- Flat edge

Ⓔ Select worksurface grommet option.

NGRM	- No grommet
GL	- Grommet left; add $61
GR	- Grommet right; add $61
GC	- Grommet center; add $61
GLR	- Grommet left and right; add $120

18" wide models accommodate center grommet or no grommet only.

Ⓕ Select grommet color.
Refer to the **Product Color Options** page in this price list.

SPECIAL SERVICES

Special Carton Marking

With specially marked information	N/C

Shipping

Ships **assembled, FOB Jasper, IN 47547, freight prepaid.** Freight class 100.

Specifications and prices are subject to change without prior notice.

Fixed Modular Components
Cabinet Tops

Fixed Modular Components
Cabinet Tops

	MODEL	W x D x H	MODEL NUMBER: Basic Model	Work-surface Option	Laminate Color	Edge Style	Grom-met Option	Grom-met Color	Approx. Packaged Weight	TFL	HPL
	**Modular Cabinet Tops-Front to Back Grain-20" Deep** • For use as a bridge, return or credenza top • Optional surface grommet • Additional support required for open spans 60" or greater; see planning guide for options • Grain direction runs front to back	30x20x1	LI663020TP	□□□	□□□	Y	□□	□□□	21.0#	$ 301	$ 408
		36x20x1	LI663620TP	□□□	□□□	Y	□□	□□□	25.0#	310	424
		42x20x1	LI664220TP	□□□	□□□	Y	□□	□□□	29.0#	354	474
		48x20x1	LI664820TP	□□□	□□□	Y	□□	□□□	33.0#	391	523
		54x20x1	LI665420TP	□□□	□□□	Y	□□	□□□	37.0#	419	563
LSHT		60x20x1	LI666020TP	□□□	□□□	Y	□□	□□□	41.0#	457	613
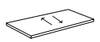	**Modular Cabinet Tops-Front to Back Grain-24" Deep** • For use as a bridge, return or credenza top • Optional surface grommet • Additional support required for open spans 60" or greater; see planning guide for options • Grain direction runs front to back	30x24x1	LI663024TP	□□□	□□□	Y	□□	□□□	36.0#	$ 340	$ 460
		36x24x1	LI663624TP	□□□	□□□	Y	□□	□□□	45.0#	351	482
		42x24x1	LI664224TP	□□□	□□□	Y	□□	□□□	50.0#	398	543
		48x24x1	LI664824TP	□□□	□□□	Y	□□	□□□	58.0#	436	593
		54x24x1	LI665424TP	□□□	□□□	Y	□□	□□□	65.0#	471	639
LSHT		60x24x1	LI666024TP	□□□	□□□	Y	□□	□□□	70.0#	512	694
			Ⓐ	Ⓑ	Ⓒ	Ⓓ	Ⓔ	Ⓕ			

HOW TO ORDER

Indicate the following information on order form:
1. Quantity of each item.
2. Model number, including options. See "How To Build a Model Number".
3. Any special service required.

Note: • The □ indicates that a choice is required.
• The absence of the □ indicates that no choice is required.
• Alpha-numeric characters in place of □ indicate that no other alternatives are available.

HOW TO BUILD A MODEL NUMBER

Ⓐ Select basic model.

Ⓑ Select worksurface option.

TFL	- Thermally fused laminate
HPL	- High pressure laminate

Ⓒ Select laminate color.
Refer to the **Product Color Options** page in this price list.

Ⓓ Select edge style.

Y	- Flat edge

Ⓔ Select worksurface grommet option.

NGRM	- No grommet
GL	- Grommet left; add $61
GR	- Grommet right; add $61
GC	- Grommet center; add $61
GLR	- Grommet left and right; add $120

Ⓕ Select grommet color.
Refer to the **Product Color Options** page in this price list.

SPECIAL SERVICES

Special Carton Marking

With specially marked information	N/C

Shipping

Ships **assembled, FOB Jasper, IN 47547, freight prepaid.** Freight class 100.

Specifications and prices are subject to change without prior notice.

Fixed Modular Components
Support Legs

Fixed Modular Components
Support Legs

	MODEL	W x D x H	MODEL NUMBER Basic Model	Laminate Color	Leg Color	Approx. Packaged Weight	Delivered Pricing
 LMDS	**Modular Seated Height H-Peninsula Support** • Features single mount plate for specification with 30"H modular desk tops • Tubular steel construction without insert • Not recommended to create free standing tables	24x1x28-1/4	LI012428HL		□□□	20.0#	$ 753
		30x1x28-1/4	LI013028HL		□□□	25.0#	1003
		36x1x28-1/4	LI013628HL		□□□	30.0#	1019
 LMDS	**Modular Seated Height H-Peninsula Support with Laminate Insert** • Features single mount plate for specification with 30"H modular desk tops • Tubular steel construction with laminate insert • Not recommended to create free standing tables	24x1x28-1/4	LI012428HLHIM	□□□	□□□	20.0#	$ 814
		30x1x28-1/4	LI013028HLHIM	□□□	□□□	25.0#	1063
		36x1x28-1/4	LI013628HLHIM	□□□	□□□	30.0#	1079
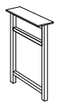 LMDS	**Modular Freestanding Modular Seated Height H-Peninsula Support** • Features double mounting plate for specification with freestanding 30"H modular desk tops • Tubular steel construction without insert • Mounting plate insets leg appx 2"	24x1x28-1/4	LI012428TL		□□□	20.0#	$ 777
		30x1x28-1/4	LI013028TL		□□□	25.0#	1034
		36x1x28-1/4	LI013628TL		□□□	30.0#	1053
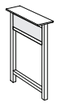 LMDS	**Modular Freestanding Modular Seated Height H-Peninsula Support with Laminate Insert** • Features double mounting plate for specification with freestanding 30"H modular desk tops • Tubular steel construction with laminate insert • Mounting plate insets leg appx 2"	24x1x28-1/4	LI012428TLHIM	□□□	□□□	20.0#	$ 838
		30x1x28-1/4	LI013028TLHIM	□□□	□□□	25.0#	1095
		36x1x28-1/4	LI013628TLHIM	□□□	□□□	30.0#	1112
			Ⓐ	Ⓑ	Ⓒ		

HOW TO ORDER

Indicate the following information on order form:
1. Quantity of each item.
2. Model number, including options. See "How To Build a Model Number".
3. Any special service required.

Note: • The □ indicates that a choice is required.
- The absence of the □ indicates that no choice is required.
- Alpha-numeric characters in place of □ indicate that no other alternatives are available.

HOW TO BUILD A MODEL NUMBER

Ⓐ Select basic model.

Ⓑ Select laminate color.
Refer to the **Product Color Options** page in this price list.

Ⓒ Select leg color.
Refer to the **Product Color Options** page in this price list.

SPECIAL SERVICES

Special Carton Marking

With specially marked information N/C

Shipping

Ships **assembled, FOB Jasper, IN 47547, freight prepaid.** Freight class 100.

Specifications and prices are subject to change without prior notice.

Fixed Modular Components
Supports

Fixed Modular Components
Supports

	MODEL	W x D x H	MODEL NUMBER: Basic Model	MODEL NUMBER: Color	Approx. Packaged Weight	Delivered Pricing	Chrome Upcharge add to list price
 LMDS	**Modular Seated Height Laminate Peninsula Support** • For specification with 30"H modular desk tops • Required for use with support panel • Not recommended to create free standing tables	30x1x28-1/4	LI663030EP		34.0#	$ 357	N/A
		36x1x28-1/4	LI663630EP		40.0#	379	N/A
 LMDS	**Modular Seated Height O-Peninsula Support** • For specification with 30"H modular desk tops • Tubular steel construction • Offered in Arctic Silver only • Not recommended to create free standing tables	24x2x28-1/4	LI012428OL		20.0#	$ 434	N/A
		30x2x28-1/4	LI013028OL		25.0#	490	N/A
		36x2x28-1/4	LI013628OL		30.0#	589	N/A
		48x2x28-1/4	LI014828OL		55.0#	702	N/A
		60x2x28-1/4	LI016028OL		60.0#	816	N/A
 LMDS	**Modular Seated Height Bar Peninsula Support** • Features single mount plate for specification with 30"H modular desk tops • Flat steel construction with steel insert • Not recommended to create free standing tables	24x2x28-1/4	LI012428BL	☐	20.0#	$ 534	$ 354
		30x2x28-1/4	LI013028BL	☐	25.0#	573	354
		36x2x28-1/4	LI013628BL	☐	30.0#	637	465
			Ⓐ	Ⓑ			

HOW TO ORDER

Indicate the following information on order form:
1. Quantity of each item.
2. Model number, including options. See "How To Build a Model Number".
3. Any special service required.

Note: • The ☐ indicates that a choice is required.
- The absence of the ☐ indicates that no choice is required.
- Alpha-numeric characters in place of ☐ indicate that no other alternatives are available.

HOW TO BUILD A MODEL NUMBER

Ⓐ Select basic model.

Ⓑ Select color.
Refer to the **Product Color Options** page in this price list.

SPECIAL SERVICES

Special Carton Marking

With specially marked information	N/C

Shipping

Ships **assembled, FOB Jasper, IN 47547, freight prepaid.** Freight class 100.

Specifications and prices are subject to change without prior notice.

Fixed Modular Components
Layered Supports

Fixed Modular Components
Layered Supports

	MODEL	W x D x H	MODEL NUMBER: Basic Model	Laminate Color	Grommet Color	Frame Color	Approx. Packaged Weight	Delivered Pricing
 LMDS	**Modular Laminate Layer Support over Low Height Cabinets** • Used to create 30" finished worksurface height over low-height components • Laminate construction • Open throughout and on back side for cable management • Includes rectangular grommet; specify color	18x5-3/4x7	LI661807USP21	□□□	□□□		20.0#	$ 245
 LMDS	**Modular Frame Layer Support over Low Height Cabinets** • Used to create 30" finished worksurface height over low-height components • Tubular steel construction	24x2x7	LI0124070L			□□	15.0#	$ 465
		30x2x7	LI0130070L			□□	20.0#	496
		36x2x7	LI0136070L			□□	25.0#	513
			Ⓐ	Ⓑ	Ⓒ	Ⓓ		

HOW TO ORDER

Indicate the following information on order form:
1. Quantity of each item.
2. Model number, including options. See "How To Build a Model Number".
3. Any special service required.

Note: • The □ indicates that a choice is required.
- The absence of the □ indicates that no choice is required.
- Alpha-numeric characters in place of □ indicate that no other alternatives are available.

HOW TO BUILD A MODEL NUMBER

Ⓐ Select basic model.

Ⓑ Select laminate color.
Refer to the **Product Color Options** page in this price list.

Ⓒ Select grommet color.
Refer to the **Product Color Options** page in this price list.

Ⓓ Select frame color.
Refer to the **Product Color Options** page in this price list.

SPECIAL SERVICES

Special Carton Marking

With specially marked information	N/C

Shipping

Ships **assembled, FOB Jasper, IN 47547, freight prepaid.** Freight class 100.

Specifications and prices are subject to change without prior notice.

Fixed Modular Components
Modesty/End Panels & Fillers

Fixed Modular Components
Modesty/End Panels & Fillers

	MODEL	W x D x H	MODEL NUMBER: Basic Model	Laminate Color	Back Grommet	Grommet Color	Approx. Packaged Weight	Delivered Pricing
 LMDS	**Modular Laminate Modesty End Panel-Vertical Grain Pattern** • For use as modesty panel in modular specification of bridges, returns, or credenzas • For 30" finished height • Grain runs vertically up to 60"; horizontally for longer widths • Optional grommet center top	15-3/4x3/4x28-1/4	LI661528BP	□□□	□□	□□□	18.0#	$ 219
		18x3/4x28-1/4	LI661828BP	□□□	□□	□□□	19.0#	239
		30x3/4x28-1/4	LI663028BP	□□□	□□	□□□	30.0#	279
		36x3/4x28-1/4	LI663628BP	□□□	□□	□□□	45.0#	305
		42x3/4x28-1/4	LI664228BP	□□□	□□	□□□	50.0#	353
		48x3/4x28-1/4	LI664828BP	□□□	□□	□□□	55.0#	405
		54x3/4x28-1/4	LI665428BP	□□□	□□	□□□	65.0#	425
		60x3/4x28-1/4	LI666028BP	□□□	□□	□□□	71.0#	445
 LMDS	**Modular Laminate Modesty End Panel-Horizontal Grain Pattern** • For use as modesty panel in modular specification of bridges, returns, or credenzas • For 30" finished height • Grain runs vertically up to 60"; horizontally for longer widths • Optional grommet center top	66x3/4x28-1/4	LI666628BP	□□□	□□	□□□	79.0#	$ 454
		72x3/4x28-1/4	LI667228BP	□□□	□□	□□□	86.0#	467
		78x3/4x28-1/4	LI667828BP	□□□	□□	□□□	94.0#	482
		84x3/4x28-1/4	LI668428BP	□□□	□□	□□□	101.0#	496
		90x3/4x28-1/4	LI669028BP	□□□	□□	□□□	108.0#	511
		96x3/4x28-1/4	LI669628BP	□□□	□□	□□□	115.0#	526
		102x3/4x28-1/4	LI6610228BP	□□□	□□	□□□	122.0#	548
		108x3/4x28-1/4	LI6610828BP	□□□	□□	□□□	130.0#	576
LMDS	**Modular Laminate Filler Panel** • Used to fill gap behind modular Pedestals • 30" finished height with worksurface	3x3/4x28-1/4	LI662803FP	□□□			6.0#	$ 190
			Ⓐ	Ⓑ	Ⓒ	Ⓓ		

HOW TO ORDER

Indicate the following information on order form:
1. Quantity of each item.
2. Model number, including options. See "How To Build a Model Number".
3. Any special service required.

Note: • The □ indicates that a choice is required.
- The absence of the □ indicates that no choice is required.
- Alpha-numeric characters in place of □ indicate that no other alternatives are available.

HOW TO BUILD A MODEL NUMBER

Ⓐ Select basic model.

Ⓑ Select laminate color.
Refer to the **Product Color Options** page in this price list.

Ⓒ Select back grommet.

NBGRM	- No back grommet
BGRM	- Back grommet; add $61

Ⓓ Select grommet color.
Refer to the **Product Color Options** page in this price list.

SPECIAL SERVICES

Special Carton Marking

With specially marked information	N/C

Shipping

Ships **assembled, FOB Jasper, IN 47547, freight prepaid.** Freight class 100.

Specifications and prices are subject to change without prior notice.

Fixed Modular Components
Low Modesty/End Panels and Fillers

Fixed Modular Components
Low Modesty/End Panels and Fillers

	MODEL	W x D x H	MODEL NUMBER Basic Model	Laminate Color	Back Grommet	Grommet Color	Approx. Packaged Weight	Delivered Pricing
 LMDS	**Modular Low Height Laminate Back Panel-Vertical Grain Pattern** • For use as modesty panel in modular specification to create low height returns or credenzas • For 21" finished heights • Grain runs vertically up to 60"; horizontally for longer widths • Optional grommet center top	18x3/4x20-3/4	LI661820BP	□□□	□□	□□□	7.0#	$ 224
		24x3/4x20-3/4	LI662420BP	□□□	□□	□□□	13.0#	231
		30x3/4x20-3/4	LI663020BP	□□□	□□	□□□	15.0#	254
		36x3/4x20-3/4	LI663620BP	□□□	□□	□□□	17.0#	271
		42x3/4x20-3/4	LI664220BP	□□□	□□	□□□	20.0#	292
		48x3/4x20-3/4	LI664820BP	□□□	□□	□□□	22.0#	321
		54x3/4x20-3/4	LI665420BP	□□□	□□	□□□	24.0#	331
		60x3/4x20-3/4	LI666020BP	□□□	□□	□□□	27.0#	351
 LMDS	**Modular Low Height Laminate Back Panel-Horizontal Grain Pattern** • For use as modesty panel in modular specification to create low height returns or credenzas • For 21" finished heights • Grain runs vertically up to 60"; horizontally for longer widths • Optional grommet center top	66x3/4x20-3/4	LI666620BP	□□□	□□	□□□	29.0#	$ 395
		72x3/4x20-3/4	LI667220BP	□□□	□□	□□□	31.0#	405
		78x3/4x20-3/4	LI667820BP	□□□	□□	□□□	34.0#	421
		84x3/4x20-3/4	LI668420BP	□□□	□□	□□□	36.0#	438
		90x3/4x20-3/4	LI669020BP	□□□	□□	□□□	38.0#	453
		96x3/4x20-3/4	LI669620BP	□□□	□□	□□□	40.0#	465
		102x3/4x20-3/4	LI6610220BP	□□□	□□	□□□	43.0#	487
		108x3/4x20-3/4	LI6610820BP	□□□	□□	□□□	45.0#	511
LMDS	**Modular Low Height Laminate Filler Panel** • Used to fill gap behind modular Pedestals • 21" finished height for low-height credenzas	3x3/4x20-3/4	LI662003FP	□□□			4.0#	$ 175
 LMDS	**Modular Flipdown Modesty Panel** • Modesty panel with 3" opening accommodates cords and plugs • Upper panel is hinged and opens fully to access electrical and data ports • Upper panel top portion is open for easy access and cord management	30x3-1/2x28-1/4	LI662830FDM	□□□			30.0#	$ 760
		36x3-1/2x28-1/4	LI662836FDM	□□□			35.0#	860
			Ⓐ	Ⓑ	Ⓒ	Ⓓ		

HOW TO ORDER

Indicate the following information on order form:
1. Quantity of each item.
2. Model number, including options. See "How To Build a Model Number".
3. Any special service required.

Note: • The □ indicates that a choice is required.
- The absence of the □ indicates that no choice is required.
- Alpha-numeric characters in place of □ indicate that no other alternatives are available.

HOW TO BUILD A MODEL NUMBER

Ⓐ Select basic model.

Ⓑ Select laminate color.
Refer to the **Product Color Options** page in this price list.

Ⓒ Select back grommet.

NBGRM	- No back grommet
BGRM	- Back grommet; add $61

Ⓓ Select grommet color.
Refer to the **Product Color Options** page in this price list.

SPECIAL SERVICES

Special Carton Marking

With specially marked information N/C

Shipping

Ships **assembled, FOB Jasper, IN 47547, freight prepaid.** Freight class 100.

Specifications and prices are subject to change without prior notice.

Fixed Modular Components
Support Panels

Fixed Modular Components
Support Panels

	MODEL	W x D x H	MODEL NUMBER Basic Model	MODEL NUMBER Laminate Color	Approx. Packaged Weight	Delivered Pricing
 LMDS	**Modular End Panel** • Must be specified with modular back panel • Not intended for freestanding use; must be connected • For 30" finished height	23-1/4x1x28-1/4	LI662330EP	□□□	27.0#	$ 335
		29-1/4x1x28-1/4	LI662930EP	□□□	34.0#	354
		35-1/4x1x28-1/4	LI663530EP	□□□	41.0#	377
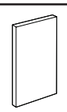 LMDS	**Modular Laminate Support Panel** • Perpendicular support required for use with full back panels to support kneespaces widths of 60" and longer • Not intended for freestanding use; must be connected • For 30" finished height	12x1x28-1/4	LI662812SP	□□□	12.0#	$ 234
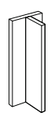 LMDS	**Modular Laminate T Support Panel** • Perpendicular support required for use when specified without back panels to support kneespaces widths of 60" and longer • Not intended for freestanding use; must be connected • For 30" finished height	10x10x28-1/4	LI661010SP	□□□	20.0#	$ 340
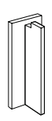 LMDS	**Modular Laminate T Support Panel with Wire Management Notch** • Perpendicular support required for use when specified without back panels to support kneespaces widths of 60" and longer • Not intended for freestanding use; must be connected • For 30" finished height	10x10x28-1/4	LI661010SPW	□□□	20.0#	$ 340

Ⓐ Ⓑ

HOW TO ORDER

Indicate the following information on order form:
1. Quantity of each item.
2. Model number, including options. See "How To Build a Model Number".
3. Any special service required.

Note: • The □ indicates that a choice is required.
- The absence of the □ indicates that no choice is required.
- Alpha-numeric characters in place of □ indicate that no other alternatives are available.

HOW TO BUILD A MODEL NUMBER

Ⓐ Select basic model.

Ⓑ Select laminate color.
Refer to the **Product Color Options** page in this price list.

SPECIAL SERVICES

Special Carton Marking

With specially marked information	N/C

Shipping

Ships **assembled, FOB Jasper, IN 47547, freight prepaid.** Freight class 100.

Specifications and prices are subject to change without prior notice.

Fixed Modular Components
Low Support Panels

Fixed Modular Components
Low Support Panels

	MODEL	W x D x H	MODEL NUMBER: Basic Model	MODEL NUMBER: Laminate Color	Approx. Packaged Weight	Delivered Pricing
 LMDS	**Modular Low Height End Panel** • End panel for 24" deep, 21" high work-surfaces • Must be specified with modular back panel • For low height credenzas	19-1/4x1x20-3/4	LI662020EP	□□□	15.0#	$ 242
		23-1/4x1x20-3/4	LI662420EP	□□□	18.0#	295
 LMDS	**Modular Low Height Laminate Support Panel** • Perpendicular support required for use with full back panels in otherwise unsupported widths of 60" and longer • Not intended for freestanding use; must be connected	12x1x20-3/4	LI662012SP	□□□	7.0#	$ 211
 LMDS	**Modular Low Height Laminate T Support Panel** • Perpendicular support required for use when specified without back panels to support kneespaces widths of 60" and longer • Not intended for freestanding use; must be connected	10x10x20-3/4	LI662010SP	□□□	11.0#	$ 298
 LMDS	**Modular Low Height Laminate T Support Panel with Wire Management Notch** • Perpendicular support required for use when specified without back panels to support kneespaces widths of 60" and longer • Not intended for freestanding use; must be connected	10x10x20-3/4	LI662010SPW	□□□	11.0#	$ 298

Ⓐ Ⓑ

HOW TO ORDER

Indicate the following information on order form:
1. Quantity of each item.
2. Model number, including options. See "How To Build a Model Number".
3. Any special service required.

Note: • The □ indicates that a choice is required.
- The absence of the □ indicates that no choice is required.
- Alpha-numeric characters in place of □ indicate that no other alternatives are available.

HOW TO BUILD A MODEL NUMBER

Ⓐ Select basic model.

Ⓑ Select laminate color.
Refer to the **Product Color Options** page in this price list.

SPECIAL SERVICES

Special Carton Marking

With specially marked information	N/C

Shipping

Ships **assembled, FOB Jasper, IN 47547, freight prepaid.** Freight class 100.

Specifications and prices are subject to change without prior notice.

Fixed Modular Components
Stiffener Bars

Fixed Modular Components
Stiffener Bars

	MODEL	W x D x H	MODEL NUMBER Basic Model	Approx. Packaged Weight	Delivered Pricing
 LIMSC	**Stiffener Bar** • Recommended for use under worksurfaces in kneespace 60" and greater • Provides reinforcement to prevent sag • Field-installed	48x1x1	LI0100048SB	5.0#	$ 221
		60x1x1	LI0100060SB	8.0#	232

Ⓐ

HOW TO ORDER

Indicate the following information on order form:
1. Quantity of each item.
2. Model number, including options. See "How To Build a Model Number".
3. Any special service required.

Note: • The ☐ indicates that a choice is required.
- The absence of the ☐ indicates that no choice is required.
- Alpha-numeric characters in place of ☐ indicate that no other alternatives are available.

HOW TO BUILD A MODEL NUMBER

Ⓐ Select basic model.

SPECIAL SERVICES

Special Carton Marking

With specially marked information	N/C

Shipping

Ships **assembled, FOB Jasper, IN 47547, freight prepaid.** Freight class 100.

Specifications and prices are subject to change without prior notice.

Fixed Modular Components
Table and Desk Legs

Fixed Modular Components
Table and Desk Legs

	MODEL	Features	W x D x H	MODEL NUMBER Basic Model	Approx. Packaged Weight	Delivered Pricing
LMDS	**Modular Table Desk Leg with Glide** • Features black leveling glide with range of 3/4” • Supports finished height of 30” • 2” columns	Arctic Silver	2x2x28-3/4	LI010401MLA	10.0#	$ 284
		Jet Black	2x2x28-3/4	LI010401MLB	10.0#	284
LMDS	**Modular Table Desk Leg with Caster** • Features locking black caster • Supports finished height of 30” • 2” columns	Arctic Silver	2x2x28-3/4	LI010400MLA	10.0#	$ 243
		Jet Black	2x2x28-3/4	LI010400MLB	10.0#	243

Ⓐ

HOW TO ORDER

Indicate the following information on order form:
1. Quantity of each item.
2. Model number, including options. See “How To Build a Model Number”.
3. Any special service required.

Note: • The ☐ indicates that a choice is required.
- The absence of the ☐ indicates that no choice is required.
- Alpha-numeric characters in place of ☐ indicate that no other alternatives are available.

HOW TO BUILD A MODEL NUMBER

Ⓐ Select basic model.

SPECIAL SERVICES

Special Carton Marking

With specially marked information	N/C

Shipping

Ships **assembled, FOB Jasper, IN 47547, freight prepaid.** Freight class 100.

Specifications and prices are subject to change without prior notice.

Fixed Modular Components

Modesty Panels for Fixed Height Surfaces - 7”

Fixed Modular Components
Modesty Panels for Fixed Height Surfaces - 7”

	MODEL	Features	W x D x H	MODEL NUMBER Basic Model	Laminate Color Ⓑ	Hardware Color Ⓒ	High-Gloss Acrylic Color Ⓓ	Approx. Packaged Weight	Delivered Pricing
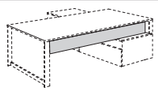	**7” Laminate Modesty Panel-Low Storage** • For use with low storage • Arctic Silver mounting brackets included • Inset from legs; specify 4” shorter than desk width	Use with 60” surface	56x3/4x7	LI665607MOD	□□□			16.0#	$ 370
		Use with 66” surface	62x3/4x7	LI666207MOD	□□□			16.0#	379
		Use with 72” surface	68x3/4x7	LI666807MOD	□□□			17.0#	385
LIMP									
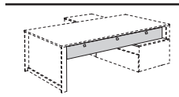	**7” Frosted Acrylic Full Width Modesty Panel** • For use with low storage • Exposed decorative hardware; specify color • Inset from legs; specify 4” shorter than desk width	Use with 60” surface	56x3/4x7	LI665607MODA		□□□□		10.0#	$ 545
		Use with 66” surface	62x3/4x7	LI666207MODA		□□□□		11.0#	575
		Use with 72” surface	68x3/4x7	LI666807MODA		□□□□		12.0#	622
LIMP									
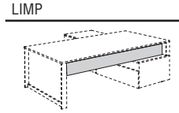	**7” High-Gloss Acrylic Full Width Modesty Panel** • For use with low storage • Arctic Silver mounting brackets included • Inset from legs; specify 4” shorter than desk width	Use with 60” surface	56x3/4x7	LI665607MODGA			□□□□	16.0#	$ 590
		Use with 66” surface	62x3/4x7	LI666207MODGA			□□□□	16.0#	626
		Use with 72” surface	68x3/4x7	LI666807MODGA			□□□□	17.0#	662
LIMP									
				Ⓐ	Ⓑ	Ⓒ	Ⓓ		

HOW TO ORDER

Indicate the following information on order form:
1. Quantity of each item.
2. Model number, including options. See “How To Build a Model Number”.
3. Any special service required.

Note: • The □ indicates that a choice is required.
- The absence of the □ indicates that no choice is required.
- Alpha-numeric characters in place of □ indicate that no other alternatives are available.

HOW TO BUILD A MODEL NUMBER

Ⓐ Select basic model.

Ⓑ Select laminate color.
Refer to the **Product Color Options** page in this price list.

Ⓒ Select hardware color.
Refer to the **Product Color Options** page in this price list.

Ⓓ Select high-gloss acrylic.
Refer to the **Product Color Options** page in this price list.

SPECIAL SERVICES

Special Carton Marking

With specially marked information N/C

Shipping

Ships **assembled, FOB Jasper, IN 47547, freight prepaid.** Freight class 100.

Specifications and prices are subject to change without prior notice.

Height-Adjustable Modular Components
Worksurfaces

Height-Adjustable Modular Components
Worksurfaces

	MODEL	W x D x H	MODEL NUMBER: Basic Model	Work-surface Option	Worksurface Laminate Color	Edge Style	Grommet Location	Grommet Color	Approx. Packaged Weight	TFL	HPL
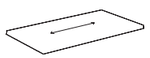 LHTP	**28" Deep Worksurface** • Worksurfaces are undersized for use with modular height-adjustable bases • Profiled on approach and user side • Optional surface grommet • Stiffener bar required and included with 70" models • Grain direction runs widthwise • Maximum load weight is 50#, evenly distributed across worksurface	46x28x1	LI662846HTP	□□□	□□□	Y	□□□	□□□	69.0#	$ 461	$ 628
		52x28x1	LI662852HTP	□□□	□□□	Y	□□□	□□□	73.0#	496	675
		58x28x1	LI662858HTP	□□□	□□□	Y	□□□	□□□	77.0#	539	738
		64x28x1	LI662864HTP	□□□	□□□	Y	□□□	□□□	81.0#	567	773
		70x28x1	LI662870HTP	□□□	□□□	Y	□□□	□□□	85.0#	739	1009
LHTP	**34" Deep Worksurface**	58x34x1	LI663458HTP	□□□	□□□	Y	□□□	□□□	82.0#	$ 625	$ 854
		64x34x1	LI663464HTP	□□□	□□□	Y	□□□	□□□	95.0#	656	895
		70x34x1	LI663470HTP	□□□	□□□	Y	□□□	□□□	115.0#	857	1171
			Ⓐ	Ⓑ	Ⓒ	Ⓓ	Ⓔ	Ⓕ			

HOW TO ORDER

Indicate the following information on order form:
1. Quantity of each item.
2. Model number, including options. See "How To Build a Model Number".
3. Any special service required.

Note: • The □ indicates that a choice is required.
• The absence of the □ indicates that no choice is required.
• Alpha-numeric characters in place of □ indicate that no other alternatives are available.

HOW TO BUILD A MODEL NUMBER

Ⓐ Select basic model.

Ⓑ Select worksurface option.

TFL	- Thermally fused laminate
HPL	- High pressure laminate

Ⓒ Select worksurface laminate color.
Refer to the **Product Color Options** page in this price list.

Ⓓ Select edge style.

Y	- Flat edge

Ⓔ Select grommet location.

NGRM	- No grommet
GL	- Grommet left; add $61
GR	- Grommet right; add $61
GC	- Grommet center; add $61
GLR	- Grommet left and right; add $120
PDCL	- Left Cutout for Duo-Module spec'd separately
PDCR	- Right Cutout for Duo-Module spec'd separately
PDCC	- Center Cutout for Duo- Module spec'd separately

Ⓕ Select grommet color.
Refer to the **Product Color Options** page in this price list.

SPECIAL SERVICES

Special Carton Marking

With specially marked information	N/C

Shipping

Ships **assembled, FOB Jasper, IN 47547, freight prepaid.** Freight class 100.

Specifications and prices are subject to change without prior notice.

Height-Adjustable Modular Components
T-Leg

Height-Adjustable Modular Components
T-Leg

	MODEL	W x D x H	MODEL NUMBER: Basic Model	MODEL NUMBER: Frame Color	Approx. Packaged Weight	Delivered Pricing
 LHAC	**Height Adjustable T-Leg** • 16" adjustment range • Must be ordered with a height adjustable base that includes controls	22x2x28-1/4	LI012245HTL	□□	40.0#	$ 1282
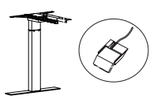 LHAC	**Height Adjustable T-Leg with Controls** • 16" adjustment range • Includes control, motor cable, and keypad	22x2x28-1/4	LI012245HTLC	□□	40.0#	$ 1847
			Ⓐ	Ⓑ		

HOW TO ORDER

Indicate the following information on order form:
1. Quantity of each item.
2. Model number, including options. See "How To Build a Model Number".
3. Any special service required.

Note: • The □ indicates that a choice is required.
- The absence of the □ indicates that no choice is required.
- Alpha-numeric characters in place of □ indicate that no other alternatives are available.

HOW TO BUILD A MODEL NUMBER

Ⓐ Select basic model.

Ⓑ Select frame color.
Refer to the **Product Color Options** page in this price list.

SPECIAL SERVICES

Special Carton Marking

With specially marked information	N/C

Shipping

Ships **assembled, FOB Jasper, IN 47547, freight prepaid.** Freight class 100.

Specifications and prices are subject to change without prior notice.

Height-Adjustable Modular Components
Panel Leg

Height-Adjustable Modular Components
Panel Leg

	MODEL	Features	W x D x H	MODEL NUMBER Basic Model	Laminate Color	Leg Color	Approx. Packaged Weight	Delivered Pricing
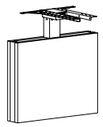	**Height Adjustable Panel-Leg** • 16” adjustment range • For use in place of cabinet • Must be ordered with a height adjustable base that includes controls	For use with 28” top	30x5x28-1/4	LI660530HP	□□□	□□□	49.0#	$ 1707
		For use with 34” top	36x5x28-1/4	LI660536HP	□□□	□□□	50.0#	1743
LHAC								
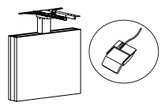	**Height Adjustable Panel-Leg with Controls** • Includes control, motor cable, and keypad • 16” adjustment range • For use in place of cabinet	For use with 28” top	30x5x28-1/4	LI660530HPC	□□□	□□□	49.0#	$ 2234
		For use with 34” top	36x5x28-1/4	LI660536HPC	□□□	□□□	50.0#	2269
LHAC								
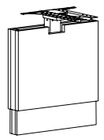	**Height Adjustable Panel-Leg with Sleeve** • 16” adjustment range • For use in place of cabinet • Must be ordered with a height adjustable base that includes controls • Black support leg is shrouded by laminate sleeve • Sleeve is not compatible with 4” modesty panel	For use with 28” top	28x5-5/8x28-1/4	LI660530HPS	□□□		49.0#	$ 2184
		For use with 34” top	34x5-5/8x28-1/4	LI660536HPS	□□□		50.0#	2250
LHAC								
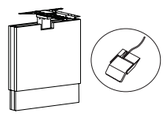	**Height Adjustable Panel-Leg with Sleeve and Controls** • Includes control, motor cable, and keypad • 16” adjustment range • For use in place of cabinet • Black support leg is shrouded by laminate sleeve • Sleeve is not compatible with 4” modesty panel	For use with 28” top	28x5-5/8x28-1/4	LI660530HPSC	□□□		49.0#	$ 2711
		For use with 34” top	34x5-5/8x28-1/4	LI660536HPSC	□□□		50.0#	2779
LHAC								
				Ⓐ	Ⓑ	Ⓒ		

HOW TO ORDER

Indicate the following information on order form:
1. Quantity of each item.
2. Model number, including options. See “How To Build a Model Number”.
3. Any special service required.

Note: • The □ indicates that a choice is required.
- The absence of the □ indicates that no choice is required.
- Alpha-numeric characters in place of □ indicate that no other alternatives are available.

HOW TO BUILD A MODEL NUMBER

Ⓐ Select basic model.

Ⓑ Select frame color.
Refer to the **Product Color Options** page in this price list.

Ⓒ Select laminate color.
Refer to the **Product Color Options** page in this price list.

Ⓓ Select leg color.
Refer to the **Product Color Options** page in this price list.

SPECIAL SERVICES

Special Carton Marking

With specially marked information N/C

Shipping

Ships **assembled, FOB Jasper, IN 47547, freight prepaid.** Freight class 100.

Specifications and prices are subject to change without prior notice.

Height-Adjustable Modular Components
Open Bookcases

Height-Adjustable Modular Components
Open Bookcases

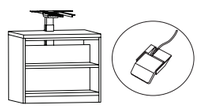

LHAC

Height Adjustable Open Bookcase with Controls

- Open bookcase with controls
- Profiled on user side
- Cabinet top grommet standard; grommet not available with optional wire management sleeve
- Optional wire management access on side panel from pedestal to kneespace; specify location
- Features one adjustable shelf, 9" deep on 20" 13" deep on 24" models
- See Planning Guide for power and cutout locations
- Height-adjustable mechanism is pre-installed
- Height range is 29"-42"
- Duo Bezel modules specified separately
- Back panel not included

	MODEL NUMBER										
W x D x H	Basic Model	Work-surface Option	Cabinet Top Power Access	Grommet Color	Wire Management	Edge Style	Laminate Color	Leg Color	Approx. Packaged Weight	TFL	HPL
24x20x21-3/4	LI662024HBM	□□□	□□	□□□	□□□	Y	□□□	□□□	69.0#	$ 2909	$ 3017
30x20x21-3/4	LI662030HBM	□□□	□□	□□□	□□□	Y	□□□	□□□	79.0#	2961	3074
36x20x21-3/4	LI662036HBM	□□□	□□	□□□	□□□	Y	□□□	□□□	89.0#	3003	3117
24x24x21-3/4	LI662424HBM	□□□	□□	□□□	□□□	Y	□□□	□□□	79.0#	2959	3081
30x24x21-3/4	LI662430HBM	□□□	□□	□□□	□□□	Y	□□□	□□□	89.0#	3011	3137
36x24x21-3/4	LI662436HBM	□□□	□□	□□□	□□□	Y	□□□	□□□	99.0#	3058	3189

Ⓐ Ⓑ Ⓒ Ⓓ Ⓔ Ⓕ Ⓖ Ⓗ

HOW TO ORDER

Indicate the following information on order form:
1. Quantity of each item.
2. Model number, including options. See "How To Build a Model Number".
3. Any special service required.

Note: • The □ indicates that a choice is required.
- The absence of the □ indicates that no choice is required.
- Alpha-numeric characters in place of □ indicate that no other alternatives are available.

HOW TO BUILD A MODEL NUMBER

Ⓐ Select basic model.

Ⓑ Select worksurface option.

TFL	- Thermally fused laminate
HPL	- High pressure laminate

Ⓒ Select cabinet top power access.

STD	- Top grommet
WM	- Wire Management Sleeve; add $384

Ⓓ Select grommet color.
Refer to the **Product Color Options** page in this price list.
Only available if Top grommet (TG) was selected.

Ⓔ Select wire management option.

WMLR	- Left and Right Panel Notches
WML	- Left Panel Notch
NONE	- No Wire Management Notch
WMR	- Right Panel Notch

Ⓕ Select edge style.

Y	- Flat edge

Ⓖ Select laminate color.
Refer to the **Product Color Options** page in this price list.

Ⓗ Select leg color.
Refer to the **Product Color Options** page in this price list.



Wire Management Sleeve

SPECIAL SERVICES

Special Carton Marking

With specially marked information	N/C

Shipping

Ships **assembled, FOB Jasper, IN 47547, freight prepaid.** Freight class 100.

Specifications and prices are subject to change without prior notice.

Height-Adjustable Modular Components
Cabinets

Height-Adjustable Modular Components
Cabinets

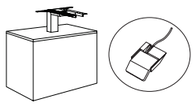

LHAC

Height Adjustable Cabinet with Controls

- Closed cabinet with controls
- Profiled on user side
- Removable access front panel
- Cabinet top grommet standard; grommet not available with optional wire management sleeve
- Optional wire management sleeve or Duo bezel unit specified separately
- Optional wire management access on side panel from pedestal to kneespace; specify location
- See Planning Guide for power and cutout locations
- Height-adjustable mechanism is pre-installed
- Height range is 29"-42"
- Duo Bezel modules specified separately
- Back panel not included

	MODEL NUMBER											
W x D x H	Basic Model	Work-surface Option	Cabinet Top Power Access	Grommet Color	Bezel Cutout Location	Wire Management	Edge Style	Laminate Color	Leg Color	Approx. Packaged Weight	TFL	HPL
24x20x21-3/4	LI662024HM	□□□	□□□	□□□	□□□	□□□	Y	□□□	□□□	61.0#	$ 2638	$ 2744
30x20x21-3/4	LI662030HM	□□□	□□□	□□□	□□□	□□□	Y	□□□	□□□	67.0#	2685	2796
36x20x21-3/4	LI662036HM	□□□	□□□	□□□	□□□	□□□	Y	□□□	□□□	74.0#	2721	2837
24x24x21-3/4	LI662424HM	□□□	□□□	□□□	□□□	□□□	Y	□□□	□□□	67.0#	2684	2806
30x24x21-3/4	LI662430HM	□□□	□□□	□□□	□□□	□□□	Y	□□□	□□□	75.0#	2732	2856
36x24x21-3/4	LI662436HM	□□□	□□□	□□□	□□□	□□□	Y	□□□	□□□	95.0#	2772	2902
		Ⓑ	Ⓒ	Ⓓ	Ⓔ	Ⓕ	Ⓖ	Ⓗ	Ⓘ			

HOW TO ORDER

Indicate the following information on order form:
1. Quantity of each item.
2. Model number, including options. See "How To Build a Model Number".
3. Any special service required.

Note: • The □ indicates that a choice is required.
- The absence of the □ indicates that no choice is required.
- Alpha-numeric characters in place of □ indicate that no other alternatives are available.

HOW TO BUILD A MODEL NUMBER

Ⓐ Select basic model.

Ⓑ Select worksurface option.
- **TFL** - Thermally fused laminate
- **HPL** - High pressure laminate

Ⓒ Select cabinet top power access.
- **STD** - Top grommet
- **WM** - Wire Management Sleeve; add $384

Ⓓ Select grommet color.
Refer to the **Product Color Options** page in this price list.
Only available if Top grommet (TG) was selected.

Ⓔ Select power cutout for Duo location.
- **PDCN** - No cutout for Duo
- **PDCL** - Left Cutout for Duo-Module spec'd separately
- **PDCR** - Right Cutout for Duo-Module spec'd separately
- **PDCC** - Center Cutout for Duo- Module spec'd separately

24" wide units are available only with Power cutout for Duo none (PDCN) or Power cutout for Duo center (PDCN).

Ⓕ Select wire management option.
- **NONE** - No Wire Management Notch
- **WML** - Left Panel Notch
- **WMR** - Right Panel Notch
- **WMLR** - Left and Right Panel Notches

Ⓖ Select edge style.
- **Y** - Flat edge

Ⓗ Select laminate color.
Refer to the **Product Color Options** page in this price list.

Ⓘ Select leg color.
Refer to the **Product Color Options** page in this price list.



Wire Management Sleeve

SPECIAL SERVICES

Special Carton Marking

With specially marked information N/C

Shipping

Ships **assembled, FOB Jasper, IN 47547, freight prepaid.** Freight class 100.

Specifications and prices are subject to change without prior notice.

Height-Adjustable Modular Components
Cabinets with Left Access Panel

Height-Adjustable Modular Components
Cabinets with Left Access Panel

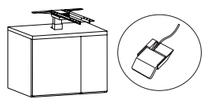

LHAC

Height Adjustable Cabinet with Door and Controls-Left Access Panel

- Cabinet with controls
- Door located right of removable access panel
- 9" door with touch latch; includes bottom panel and storage behind door
- Panel bottom not included in open cabinet for wire management
- Open back; optional back specified separately
- Profiled on user side
- Cabinet top grommet standard; wire management sleeve is not for use on this model
- Optional wire management access on side panel from pedestal to kneespace
- Height-adjustable mechanism is pre-installed
- Height range is 29"-42"
- Duo Bezel modules specified separately
- See Planning Guide for power and cutout locations

	MODEL NUMBER												
W x D x H	Basic Model	Work-surface Option	Cabinet Top Power Access	Grommet Color	Bezel Cutout Location	Wire Management	Edge Style	Worksurface Laminate Color	Base Lam-inate Color	Leg Color	Approx. Packaged Weight	TFL	HPL
30x20x21-3/4	LI662030HDL	□□□	STD	□□□	□□□	□□□	Y	□□□	□□□□	□□□	65.0#	$ 2986	$ 3095
36x20x21-3/4	LI662036HDL	□□□	STD	□□□	□□□	□□□	Y	□□□	□□□□	□□□	85.0#	3029	3144
30x24x21-3/4	LI662430HDL	□□□	STD	□□□	□□□	□□□	Y	□□□	□□□□	□□□	75.0#	3037	3163
36x24x21-3/4	LI662436HDL	□□□	STD	□□□	□□□	□□□	Y	□□□	□□□□	□□□	95.0#	3087	3216

Ⓐ Ⓑ Ⓒ Ⓓ Ⓔ Ⓕ Ⓖ Ⓗ Ⓘ Ⓙ

HOW TO ORDER

Indicate the following information on order form:
1. Quantity of each item.
2. Model number, including options. See "How To Build a Model Number".
3. Any special service required.

Note: • The □ indicates that a choice is required.
- The absence of the □ indicates that no choice is required.
- Alpha-numeric characters in place of □ indicate that no other alternatives are available.

HOW TO BUILD A MODEL NUMBER

Ⓐ Select basic model.

Ⓑ Select worksurface option.
- **TFL** - Thermally fused laminate
- **HPL** - High pressure laminate

Ⓒ Select cabinet top power access.
- **STD** - Top grommet

Ⓓ Select grommet color.
Refer to the **Product Color Options** page in this price list.

Ⓔ Select power cutout for Duo location.
- **PDCN** - No cutout for Duo
- **PDCL** - Left Cutout for Duo-Module spec'd separately
- **PDCR** - Right Cutout for Duo-Module spec'd separately
- **PDCC** - Center Cutout for Duo- Module spec'd separately

Ⓕ Select wire management option.
- **NONE** - No Wire Management Notch
- **WML** - Left Panel Notch
- **WMR** - Right Panel Notch
- **WMLR** - Left and Right Panel Notches

Ⓖ Select edge style.
- **Y** - Flat edge

Ⓗ Select worksurface laminate color.
Refer to the **Product Color Options** page in this price list.

Ⓘ Select base laminate color.
Refer to the **Product Color Options** page in this price list.

Ⓙ Select leg color.
Refer to the **Product Color Options** page in this price list.

SPECIAL SERVICES

Special Carton Marking

With specially marked information N/C

Shipping

Ships **assembled, FOB Jasper, IN 47547, freight prepaid.** Freight class 100.

Specifications and prices are subject to change without prior notice.

Height-Adjustable Modular Components

Cabinets with Right Access Panel

Height-Adjustable Modular Components

Cabinets with Right Access Panel

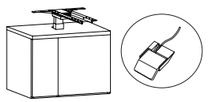

LHAC

Height Adjustable Cabinet with Door and Controls-Right Access Panel

- Cabinet with controls
- Door located left of removable access panel
- 9" door with touch latch; includes bottom panel and storage behind door
- Panel bottom not included in open cabinet for wire management
- Open back; optional back specified separately
- Profiled on user side
- Cabinet top grommet standard; wire management sleeve is not for use on this model
- Optional wire management access on side panel from pedestal to kneespace
- Height-adjustable mechanism is pre-installed
- Height range is 29"-42"
- Duo Bezel modules specified separately
- See Planning Guide for power and cutout locations

	MODEL NUMBER												
W x D x H	Basic Model	Work-surface Option	Cabinet Top Power Access	Grommet Color	Bezel Cutout Location	Wire Management	Edge Style	Worksurface Laminate Color	Base Lam-inate Color	Leg Color	Approx. Packaged Weight	TFL	HPL
30x20x21-3/4	LI662030HDR	□□□	STD	□□□	□□□	□□□	Y	□□□	□□□□	□□□	65.0#	$ 2986	$ 3095
36x20x21-3/4	LI662036HDR	□□□	STD	□□□	□□□	□□□	Y	□□□	□□□□	□□□	85.0#	3029	3144
30x24x21-3/4	LI662430HDR	□□□	STD	□□□	□□□	□□□	Y	□□□	□□□□	□□□	75.0#	3037	3163
36x24x21-3/4	LI662436HDR	□□□	STD	□□□	□□□	□□□	Y	□□□	□□□□	□□□	95.0#	3087	3216

Ⓐ Ⓑ Ⓒ Ⓓ Ⓔ Ⓕ Ⓖ Ⓗ Ⓘ Ⓙ

HOW TO ORDER

Indicate the following information on order form:
1. Quantity of each item.
2. Model number, including options. See "How To Build a Model Number".
3. Any special service required.

Note: • The □ indicates that a choice is required.
- The absence of the □ indicates that no choice is required.
- Alpha-numeric characters in place of □ indicate that no other alternatives are available.

HOW TO BUILD A MODEL NUMBER

Ⓐ Select basic model.

Ⓑ Select worksurface option.
- **TFL** - Thermally fused laminate
- **HPL** - High pressure laminate

Ⓒ Select cabinet top power access.
- **STD** - Top grommet

Ⓓ Select grommet color.
Refer to the **Product Color Options** page in this price list.

Ⓔ Select power bezel cutout for Duo location.
- **PDCN** - No cutout for Duo
- **PDCL** - Left Cutout for Duo-Module spec'd separately
- **PDCR** - Right Cutout for Duo-Module spec'd separately
- **PDCC** - Center Cutout for Duo- Module spec'd separately

Ⓕ Select wire management option.
- **NONE** - No Wire Management Notch
- **WML** - Left Panel Notch
- **WMR** - Right Panel Notch
- **WMLR** - Left and Right Panel Notches

Ⓖ Select edge style.
- **Y** - Flat edge

Ⓗ Select worksurface laminate color.
Refer to the **Product Color Options** page in this price list.

Ⓘ Select base laminate color.
Refer to the **Product Color Options** page in this price list.

Ⓙ Select leg color.
Refer to the **Product Color Options** page in this price list.

SPECIAL SERVICES

Special Carton Marking

With specially marked information N/C

Shipping

Ships **assembled, FOB Jasper, IN 47547, freight prepaid.** Freight class 100.

Specifications and prices are subject to change without prior notice.

Height-Adjustable Modular Components

Credenzas with Open Bookcase - Left Controls

Height-Adjustable Modular Components

Credenzas with Open Bookcase - Left Controls

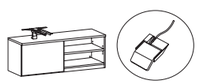

LHAC

Height Adjustable Credenza with Open Bookcase and Controls-Left

- For specification with 28" deep worksurfaces only
- Credenza with controls
- Profiled on user side
- Cabinet top grommet standard; grommet not available with optional wire management sleeve
- Bottom panel not included in credenza, for wire management; back panel with center grommet is included
- Removable access front panel
- Height-adjustable mechanism is pre-installed
- Height range is 29"-42"
- Duo Bezel modules specified separately
- See Planning Guide for power and cutout locations

		MODEL NUMBER											
	W x D x H	Basic Model	Work-surface Option	Cabinet Top Power Access	Grommet Color	Bezel Cutout Location	Edge Style	Worksurface Laminate Color	Base Lam-inate Color	Leg Color	Approx. Packaged Weight	TFL	HPL
			Ⓐ	Ⓑ	Ⓒ	Ⓓ	Ⓔ	Ⓕ	Ⓖ	Ⓗ	Ⓘ		
	60x20x21-3/4	LI662060HMOL	□□□	□□□	□□□	□□□	□□□	Y	□□□	□□□□	□□□	200.0#	$ 3435	$ 3600
	66x20x21-3/4	LI662066HMOL	□□□	□□□	□□□	□□□	□□□	Y	□□□	□□□□	□□□	210.0#	3501	3676
	72x20x21-3/4	LI662072HMOL	□□□	□□□	□□□	□□□	□□□	Y	□□□	□□□□	□□□	220.0#	3564	3749
	60x24x21-3/4	LI662460HMOL	□□□	□□□	□□□	□□□	□□□	Y	□□□	□□□□	□□□	220.0#	3543	3736
	66x24x21-3/4	LI662466HMOL	□□□	□□□	□□□	□□□	□□□	Y	□□□	□□□□	□□□	230.0#	3611	3805
	72x24x21-3/4	LI662472HMOL	□□□	□□□	□□□	□□□	□□□	Y	□□□	□□□□	□□□	240.0#	3678	3884

Note: • The □ indicates that a choice is required.
- The absence of the □ indicates that no choice is required.
- Alpha-numeric characters in place of □ indicate that no other alternatives are available.

HOW TO ORDER

Indicate the following information on order form:
1. Quantity of each item.
2. Model number, including options. See "How To Build a Model Number".
3. Any special service required.

HOW TO BUILD A MODEL NUMBER

Ⓐ Select basic model.

Ⓑ Select worksurface option.
- **TFL** - Thermally fused laminate
- **HPL** - High pressure laminate

Ⓒ Select cabinet top power access.
- **STD** - Top grommet
- **WM** - Wire Management Sleeve; add $384

Ⓓ Select grommet color.
Refer to the **Product Color Options** page in this price list.

Ⓔ Select power cutout for Duo location.
- **PDCN** - No cutout for Duo
- **PDCL** - Left Cutout for Duo-Module spec'd separately
- **PDCR** - Right Cutout for Duo-Module spec'd separately
- **PDCC** - Center Cutout for Duo- Module spec'd separately

Ⓕ Select edge style.
- **Y** - Flat edge

Ⓖ Select worksurface laminate color.
Refer to the **Product Color Options** page in this price list.

Ⓗ Select base laminate color.
Refer to the **Product Color Options** page in this price list.

Ⓘ Select leg color.
Refer to the **Product Color Options** page in this price list.



Wire Management Sleeve

SPECIAL SERVICES

Special Carton Marking

With specially marked information N/C

Shipping

Ships **assembled, FOB Jasper, IN 47547, freight prepaid.** Freight class 100.

Specifications and prices are subject to change without prior notice.

Height-Adjustable Modular Components

Credenzas with Open Bookcase - Right Controls

Height-Adjustable Modular Components

Credenzas with Open Bookcase - Right Controls

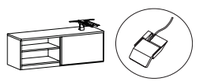

LHAC

Height Adjustable Credenza with Open Bookcase and Controls-Right

- For specification with 28" deep worksurfaces only
- Credenza with controls
- Profiled on user side
- Cabinet top grommet standard; grommet not available with optional wire management sleeve
- Bottom panel not included in credenza, for wire management; back panel with center grommet is included
- Removable access front panel
- Height-adjustable mechanism is pre-installed
- Height range is 29"-42"
- Duo Bezel modules specified separately
- See Planning Guide for power and cutout locations

		MODEL NUMBER											
	W x D x H	Basic Model	Work-surface Option	Cabinet Top Power Access	Grommet Color	Bezel Cutout Location	Edge Style	Worksurface Laminate Color	Base Lam-inate Color	Leg Color	Approx. Packaged Weight	TFL	HPL
	60x20x21-3/4	LI662060HMOR	□□□	□□□	□□□	□□□	Y	□□□	□□□□	□□□	200.0#	$ 3435	$ 3600
	66x20x21-3/4	LI662066HMOR	□□□	□□□	□□□	□□□	Y	□□□	□□□□	□□□	210.0#	3501	3676
	72x20x21-3/4	LI662072HMOR	□□□	□□□	□□□	□□□	Y	□□□	□□□□	□□□	220.0#	3564	3749
	60x24x21-3/4	LI662460HMOR	□□□	□□□	□□□	□□□	Y	□□□	□□□□	□□□	220.0#	3543	3736
	66x24x21-3/4	LI662466HMOR	□□□	□□□	□□□	□□□	Y	□□□	□□□□	□□□	230.0#	3611	3805
	72x24x21-3/4	LI662472HMOR	□□□	□□□	□□□	□□□	Y	□□□	□□□□	□□□	240.0#	3678	3884
		Ⓐ	Ⓑ	Ⓒ	Ⓓ	Ⓔ	Ⓕ	Ⓖ	Ⓗ	Ⓘ			

HOW TO ORDER

Indicate the following information on order form:
1. Quantity of each item.
2. Model number, including options. See "How To Build a Model Number".
3. Any special service required.

Note: • The □ indicates that a choice is required.
- The absence of the □ indicates that no choice is required.
- Alpha-numeric characters in place of □ indicate that no other alternatives are available.

HOW TO BUILD A MODEL NUMBER

Ⓐ Select basic model.

Ⓑ Select worksurface option.

TFL	- Thermally fused laminate
HPL	- High pressure laminate

Ⓒ Select cabinet top power access.

STD	- Top grommet
WM	- Wire Management Sleeve; add $384

Ⓓ Select grommet color.
Refer to the **Product Color Options** page in this price list.

Ⓔ Select power cutout for Duo location.

PDCN	- No cutout for Duo
PDCL	- Left Cutout for Duo-Module spec'd separately
PDCR	- Right Cutout for Duo-Module spec'd separately
PDCC	- Center Cutout for Duo- Module spec'd separately

Ⓕ Select edge style.

Y	- Flat edge

Ⓖ Select worksurface laminate color.
Refer to the **Product Color Options** page in this price list.

Ⓗ Select base laminate color.
Refer to the **Product Color Options** page in this price list.

Ⓘ Select leg color.
Refer to the **Product Color Options** page in this price list.



Wire Management Sleeve

SPECIAL SERVICES

Special Carton Marking

With specially marked information	N/C

Shipping

Ships **assembled, FOB Jasper, IN 47547, freight prepaid.** Freight class 100.

Specifications and prices are subject to change without prior notice.

Height-Adjustable Modular Components

Credenzas with Door and Bookcase - Left Controls

Height-Adjustable Modular Components

Credenzas with Door and Bookcase - Left Controls

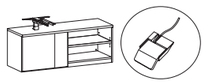

LHAC

Height Adjustable Credenza with Door, Open Bookcase and Controls-Left

- For specification with 28" deep worksurfaces only
- Credenza with controls
- Profiled on user side
- Cabinet top grommet standard
- Duo bezel unit specified separately
- Wire management sleeve is not for use on this model
- Panel bottom not included in credenza, for wire management; back panel is included
- Door adjacent to removable left access front panel
- 9" left touch latch door, includes bottom panel and storage behind door
- Height-adjustable mechanism is pre-installed
- Height range is 29"-42"
- Duo Bezel modules specified separately
- See Planning Guide for power and cutout locations

	MODEL NUMBER											
W x D x H	Basic Model	Work-surface Option	Cabinet Top Power Access	Grommet Color	Bezel Cutout Location	Edge Style	Worksurface Laminate Color	Base Lam-inate Color	Leg Color	Approx. Packaged Weight	TFL	HPL
60x20x21-3/4	LI662060HDOL	□□□	STD	□□□	□□□	Y	□□□	□□□□	□□	200.0#	$ 3765	$ 3932
66x20x21-3/4	LI662066HDOL	□□□	STD	□□□	□□□	Y	□□□	□□□□	□□	210.0#	3838	4013
72x20x21-3/4	LI662072HDOL	□□□	STD	□□□	□□□	Y	□□□	□□□□	□□	220.0#	3908	4092
60x24x21-3/4	LI662460HDOL	□□□	STD	□□□	□□□	Y	□□□	□□□□	□□	220.0#	3887	4078
66x24x21-3/4	LI662466HDOL	□□□	STD	□□□	□□□	Y	□□□	□□□□	□□	230.0#	3959	4154
72x24x21-3/4	LI662472HDOL	□□□	STD	□□□	□□□	Y	□□□	□□□□	□□	240.0#	4033	4239

Ⓐ Ⓑ Ⓒ Ⓓ Ⓔ Ⓕ Ⓖ Ⓗ Ⓘ

HOW TO ORDER

Indicate the following information on order form:
1. Quantity of each item.
2. Model number, including options. See "How To Build a Model Number".
3. Any special service required.

Note: • The □ indicates that a choice is required.
- The absence of the □ indicates that no choice is required.
- Alpha-numeric characters in place of □ indicate that no other alternatives are available.

HOW TO BUILD A MODEL NUMBER

Ⓐ Select basic model.

Ⓑ Select worksurface option.
- **TFL** - Thermally fused laminate
- **HPL** - High pressure laminate

Ⓒ Select cabinet top power access.
- **STD** - Top grommet

Ⓓ Select grommet color.
Refer to the **Product Color Options** page in this price list.

Ⓔ Select power cutout for Duo location.
- **PDCN** - No cutout for Duo
- **PDCL** - Left Cutout for Duo-Module spec'd separately
- **PDCR** - Right Cutout for Duo-Module spec'd separately
- **PDCC** - Center Cutout for Duo- Module spec'd separately

Ⓕ Select edge style.
- **Y** - Flat edge

Ⓖ Select worksurface laminate color.
Refer to the **Product Color Options** page in this price list.

Ⓗ Select base laminate color.
Refer to the **Product Color Options** page in this price list.

Ⓘ Select leg color.
Refer to the **Product Color Options** page in this price list.

SPECIAL SERVICES

Special Carton Marking

With specially marked information N/C

Shipping

Ships **assembled, FOB Jasper, IN 47547, freight prepaid.** Freight class 100.

Specifications and prices are subject to change without prior notice.

Height-Adjustable Modular Components

Credenzas with Door and Bookcase - Right Controls

Height-Adjustable Modular Components

Credenzas with Door and Bookcase - Right Controls

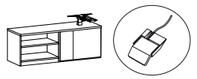

LHAC

Height Adjustable Credenza with Door, Open Bookcase and Controls-Right

- For specification with 28" deep worksurfaces only
- Credenza with controls
- Profiled on user side
- Cabinet top grommet standard
- Duo bezel unit specified separately
- Wire management sleeve is not for use on this model
- Panel bottom not included in credenza, for wire management; back panel is included
- Door adjacent to removable right access front panel
- 9" left touch latch door, includes bottom panel and storage behind door
- Features one adjustable shelf, 9" deep on 20" 13" deep on 24" models
- Height-adjustable mechanism is pre-installed
- Height range is 29"-42"
- Duo Bezel modules specified separately
- See Planning Guide for power and cutout locations

	MODEL NUMBER											
W x D x H	Basic Model	Work-surface Option	Cabinet Top Power Access	Grommet Color	Bezel Cutout Location	Edge Style	Worksurface Laminate Color	Base Lam-inate Color	Leg Color	Approx. Packaged Weight	TFL	HPL
60x20x21-3/4	LI662060HDOR	□□□	STD	□□□	□□□	Y	□□□	□□□□	□□	200.0#	$ 3765	$ 3932
66x20x21-3/4	LI662066HDOR	□□□	STD	□□□	□□□	Y	□□□	□□□□	□□	210.0#	3838	4013
72x20x21-3/4	LI662072HDOR	□□□	STD	□□□	□□□	Y	□□□	□□□□	□□	220.0#	3908	4092
60x24x21-3/4	LI662460HDOR	□□□	STD	□□□	□□□	Y	□□□	□□□□	□□	220.0#	3887	4078
66x24x21-3/4	LI662466HDOR	□□□	STD	□□□	□□□	Y	□□□	□□□□	□□	230.0#	3959	4154
72x24x21-3/4	LI662472HDOR	□□□	STD	□□□	□□□	Y	□□□	□□□□	□□	240.0#	4033	4239

Ⓐ Ⓑ Ⓒ Ⓓ Ⓔ Ⓕ Ⓖ Ⓗ Ⓘ

HOW TO ORDER

Indicate the following information on order form:
1. Quantity of each item.
2. Model number, including options. See "How To Build a Model Number".
3. Any special service required.

Note: • The □ indicates that a choice is required.
- The absence of the □ indicates that no choice is required.
- Alpha-numeric characters in place of □ indicate that no other alternatives are available.

HOW TO BUILD A MODEL NUMBER

Ⓐ Select basic model.

Ⓑ Select worksurface option.

TFL	- Thermally fused laminate
HPL	- High pressure laminate

Ⓒ Select cabinet top power access.

STD	- Top grommet

Ⓓ Select grommet color.
Refer to the **Product Color Options** page in this price list.

Ⓔ Select power cutout for Duo location.

PDCN	- No cutout for Duo
PDCL	- Left Cutout for Duo-Module spec'd separately
PDCR	- Right Cutout for Duo-Module spec'd separately
PDCC	- Center Cutout for Duo- Module spec'd separately

Ⓕ Select edge style.

Y	- Flat edge

Ⓖ Select worksurface laminate color.
Refer to the **Product Color Options** page in this price list.

Ⓗ Select base laminate color.
Refer to the **Product Color Options** page in this price list.

Ⓘ Select leg color.
Refer to the **Product Color Options** page in this price list.

SPECIAL SERVICES

Special Carton Marking

With specially marked information N/C

Shipping

Ships **assembled, FOB Jasper, IN 47547, freight prepaid.** Freight class 100.

Specifications and prices are subject to change without prior notice.

Height-Adjustable Modular Components

Credenzas with Lateral Filing - Left Controls

Height-Adjustable Modular Components

Credenzas with Lateral Filing - Left Controls

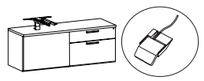

LHAC

Height Adjustable Credenza with Box/ File and Controls-Left Credenza

- For specification with 28" deep worksurfaces only
- Credenza with controls
- Profiled on user side
- Cabinet top grommet standard, specified separately
- Bottom panel not included in credenza, for wire management; back panel is included
- Removable access front panel
- Leg color matches pull color
- Locking box/file on storage side; file drawers support legal or letter filing
- See Planning Guide for power locations
- Height-adjustable mechanism is pre-installed
- Height range is 29"-42"
- Duo Bezel modules specified separately
- See Planning Guide for power and cutout locations

	MODEL NUMBER												
W x D x H	Basic Model	Work-surface Option	Cabinet Top Power Access	Grommet Color	Bezel Cutout Location	Pull Option	Edge Style	Worksurface Laminate Color	Base Lam-inate Color	Key Option	Approx. Packaged Weight	TFL	HPL
60x20x21-3/4	LI662060HMFL	□□□	□□□	□□□	□□□	□□□	Y	□□□	□□□□	□□	220.0#	$ 3747	$ 3913
66x20x21-3/4	LI662066HMFL	□□□	□□□	□□□	□□□	□□□	Y	□□□	□□□□	□□	230.0#	3818	3994
72x20x21-3/4	LI662072HMFL	□□□	□□□	□□□	□□□	□□□	Y	□□□	□□□□	□□	240.0#	3889	4072
60x24x21-3/4	LI662460HMFL	□□□	□□□	□□□	□□□	□□□	Y	□□□	□□□□	□□	240.0#	3868	4059
66x24x21-3/4	LI662466HMFL	□□□	□□□	□□□	□□□	□□□	Y	□□□	□□□□	□□	250.0#	3940	4135
72x24x21-3/4	LI662472HMFL	□□□	□□□	□□□	□□□	□□□	Y	□□□	□□□□	□□	260.0#	4013	4221

Ⓐ Ⓑ Ⓒ Ⓓ Ⓔ Ⓕ Ⓖ Ⓗ Ⓘ Ⓙ

HOW TO ORDER

Indicate the following information on order form:
1. Quantity of each item.
2. Model number, including options. See "How To Build a Model Number".
3. Any special service required.

Note: • The □ indicates that a choice is required.
- The absence of the □ indicates that no choice is required.
- Alpha-numeric characters in place of □ indicate that no other alternatives are available.

HOW TO BUILD A MODEL NUMBER

Ⓐ Select basic model.

Ⓑ Select worksurface option.
- **TFL** - Thermally fused laminate
- **HPL** - High pressure laminate

Ⓒ Select cabinet top power access.
- **STD** - Top grommet
- **WM** - Wire Management Sleeve; add $384

Ⓓ Select grommet color.
Refer to the **Product Color Options** page in this price list.

Ⓔ Select power cutout for Duo location.
- **PDCN** - No cutout for Duo
- **PDCL** - Left Cutout for Duo-Module spec'd separately
- **PDCR** - Right Cutout for Duo-Module spec'd separately
- **PDCC** - Center Cutout for Duo- Module spec'd separately

Ⓕ Select pull option.
- **AAV** - Aluminum Alcove
- **AAC** - Aluminum Arc
- **ABM** - Aluminum Beam
- **AFL** - Aluminum Flair
- **AQD** - Aluminum Quadra
- **BAC** - Black Arc
- **BBM** - Black Beam
- **BQD** - Black Quadra
- **CAV** - Chrome Alcove
- **CFL** - Chrome Flair

Ⓖ Select edge style.
- **Y** - Flat edge

Ⓗ Select worksurface laminate color.
Refer to the **Product Color Options** page in this price list.

Ⓘ Select base laminate color.
Refer to the **Product Color Options** page in this price list.

Ⓙ Select key option.
- **NLC** - No lock core
- **KS** - Key standard



Wire Management Sleeve

SPECIAL SERVICES

Special Carton Marking

With specially marked information	N/C

Shipping

Ships **assembled, FOB Jasper, IN 47547, freight prepaid.** Freight class 100.

Specifications and prices are subject to change without prior notice.

Height-Adjustable Modular Components

Credenzas with Lateral Filing - Right Controls

Height-Adjustable Modular Components

Credenzas with Lateral Filing - Right Controls

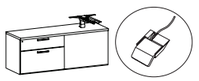

LHAC

Height Adjustable Credenza with Box/ File and Controls-Right Credenza

- For specification with 28" deep worksurfaces only
- Credenza with controls
- Profiled on user side
- Cabinet top grommet standard, specified separately
- Bottom panel not included in credenza, for wire management; back panel is included
- Removable access front panel
- Leg color matches pull color
- Locking box/file on storage side; file drawers support legal or letter filing
- See Planning Guide for power locations
- Height-adjustable mechanism is pre-installed
- Height range is 29"-42"
- Duo Bezel modules specified separately
- See Planning Guide for power and cutout locations

	MODEL NUMBER												
W x D x H	Basic Model	Work-surface Option	Cabinet Top Power Access	Grommet Color	Bezel Cutout Location	Pull Option	Edge Style	Worksurface Laminate Color	Base Lam-inate Color	Key Option	Approx. Packaged Weight	TFL	HPL
60x20x21-3/4	LI662060HMFR	□□□	□□□	□□□	□□□	□□□	Y	□□□	□□□□	□□	220.0#	$ 3747	$ 3913
66x20x21-3/4	LI662066HMFR	□□□	□□□	□□□	□□□	□□□	Y	□□□	□□□□	□□	230.0#	3818	3994
72x20x21-3/4	LI662072HMFR	□□□	□□□	□□□	□□□	□□□	Y	□□□	□□□□	□□	240.0#	3889	4072
60x24x21-3/4	LI662460HMFR	□□□	□□□	□□□	□□□	□□□	Y	□□□	□□□□	□□	240.0#	3868	4059
66x24x21-3/4	LI662466HMFR	□□□	□□□	□□□	□□□	□□□	Y	□□□	□□□□	□□	250.0#	3940	4135
72x24x21-3/4	LI662472HMFR	□□□	□□□	□□□	□□□	□□□	Y	□□□	□□□□	□□	260.0#	4013	4221

Ⓐ Ⓑ Ⓒ Ⓓ Ⓔ Ⓕ Ⓖ Ⓗ Ⓘ Ⓙ

HOW TO ORDER

Indicate the following information on order form:
1. Quantity of each item.
2. Model number, including options. See "How To Build a Model Number".
3. Any special service required.

Note: • The □ indicates that a choice is required.
- The absence of the □ indicates that no choice is required.
- Alpha-numeric characters in place of □ indicate that no other alternatives are available.

HOW TO BUILD A MODEL NUMBER

Ⓐ Select basic model.

Ⓑ Select worksurface option.

TFL	- Thermally fused laminate
HPL	- High pressure laminate

Ⓒ Select cabinet top power access.

STD	- Top grommet
WM	- Wire Management Sleeve; add $384

Ⓓ Select grommet color.
Refer to the **Product Color Options** page in this price list.

Ⓔ Select power cutout for Duo location.

PDCN	- No cutout for Duo
PDCL	- Left Cutout for Duo-Module spec'd separately
PDCR	- Right Cutout for Duo-Module spec'd separately
PDCC	- Center Cutout for Duo- Module spec'd separately

Ⓕ Select pull option.

AAV	- Aluminum Alcove
AAC	- Aluminum Arc
ABM	- Aluminum Beam
AFL	- Aluminum Flair
AQD	- Aluminum Quadra
BAC	- Black Arc
BBM	- Black Beam
BQD	- Black Quadra
CAV	- Chrome Alcove
CFL	- Chrome Flair

Ⓖ Select edge style.

Y	- Flat edge

Ⓗ Select worksurface laminate color.
Refer to the **Product Color Options** page in this price list.

Ⓘ Select base laminate color.
Refer to the **Product Color Options** page in this price list.

Ⓙ Select key option.

NLC	- No lock core
KS	- Key standard



Wire Management Sleeve

SPECIAL SERVICES

Special Carton Marking

With specially marked information N/C

Shipping

Ships **assembled, FOB Jasper, IN 47547, freight prepaid.** Freight class 100.

Specifications and prices are subject to change without prior notice.

Height-Adjustable Modular Components

Credenzas with Door and Lateral Filing - Left Controls

Height-Adjustable Modular Components

Credenzas with Door and Lateral Filing - Left Controls

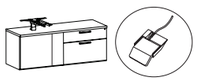

LHAC

Height Adjustable Credenza with Door, Box/File and Controls-Left Credenza

- 9" touch latch door located next to left removable panel, includes bottom panel and storage behind door
- For specification with 28" deep worksurfaces only
- Credenza with controls
- Profiled on user side
- Cabinet top grommet standard
- Wire management sleeve not for use on this model
- Bottom panel not included in credenza, for wire management; back panel is included
- Removable access front panel
- Leg color matches pull color
- Locking box/file on storage side; file drawers support legal or letter filing
- See Planning Guide for power locations
- Height-adjustable mechanism is pre-installed
- Height range is 29"-42"
- Duo Bezel modules specified separately
- See Planning Guide for power and cutout locations

	MODEL NUMBER												
W x D x H	Basic Model	Work-surface Option	Cabinet Top Power Access	Grommet Color	Bezel Cutout Location	Pull Option	Edge Style	Worksurface Laminate Color	Base Lam-inate Color	Key Option	Approx. Packaged Weight	TFL	HPL
60x20x21-3/4	LI662060HDFL	□□□	STD	□□□	□□□	□□□	Y	□□□	□□□□	□□	220.0#	$ 3997	$ 4165
66x20x21-3/4	LI662066HDFL	□□□	STD	□□□	□□□	□□□	Y	□□□	□□□□	□□	230.0#	4074	4250
72x20x21-3/4	LI662072HDFL	□□□	STD	□□□	□□□	□□□	Y	□□□	□□□□	□□	240.0#	4150	4333
60x24x21-3/4	LI662460HDFL	□□□	STD	□□□	□□□	□□□	Y	□□□	□□□□	□□	240.0#	4129	4320
66x24x21-3/4	LI662466HDFL	□□□	STD	□□□	□□□	□□□	Y	□□□	□□□□	□□	250.0#	4202	4400
72x24x21-3/4	LI662472HDFL	□□□	STD	□□□	□□□	□□□	Y	□□□	□□□□	□□	260.0#	4283	4489
	A	B	C	D	E	F	G	H	I	J			

HOW TO ORDER

Indicate the following information on order form:
1. Quantity of each item.
2. Model number, including options. See "How To Build a Model Number".
3. Any special service required.

Note: • The □ indicates that a choice is required.
- The absence of the □ indicates that no choice is required.
- Alpha-numeric characters in place of □ indicate that no other alternatives are available.

HOW TO BUILD A MODEL NUMBER

A Select basic model.

B Select worksurface option.

TFL	- Thermally fused laminate
HPL	- High pressure laminate

C Select cabinet top power access.

STD	- Top grommet

D Select grommet color.
Refer to the **Product Color Options** page in this price list.

E Select power cutout for Duo location.

PDCN	- No cutout for Duo
PDCL	- Left Cutout for Duo-Module spec'd separately
PDCR	- Right Cutout for Duo-Module spec'd separately
PDCC	- Center Cutout for Duo- Module spec'd separately

F Select pull option.

AAV	- Aluminum Alcove
AAC	- Aluminum Arc
ABM	- Aluminum Beam
AFL	- Aluminum Flair
AQD	- Aluminum Quadra
BAC	- Black Arc
BBM	- Black Beam
BQD	- Black Quadra
CAV	- Chrome Alcove
CFL	- Chrome Flair

G Select edge style.

Y	- Flat edge

H Select worksurface laminate color.
Refer to the **Product Color Options** page in this price list.

I Select base laminate color.
Refer to the **Product Color Options** page in this price list.

J Select key option.

NLC	- No lock core
KS	- Key standard

SPECIAL SERVICES

Special Carton Marking

With specially marked information N/C

Shipping

Ships **assembled, FOB Jasper, IN 47547, freight prepaid.** Freight class 100.

Specifications and prices are subject to change without prior notice.

Height-Adjustable Modular Components

Credenzas with Door and Lateral Filing - Right Controls

Height-Adjustable Modular Components

Credenzas with Door and Lateral Filing - Right Controls

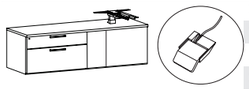

LHAC

Height Adjustable Credenza with Door, Box/File and Controls-Right Credenza

- 9" touch latch door located next to right removable panel, includes bottom panel and storage behind door
- For specification with 28" deep worksurfaces only
- Credenza with controls
- Profiled on user side
- Cabinet top grommet standard
- Wire management sleeve not for use on this model
- Bottom panel not included in credenza, for wire management; back panel is included
- Removable access front panel
- Leg color matches pull color
- Locking box/file on storage side; file drawers support legal or letter filing
- See Planning Guide for power locations
- Height-adjustable mechanism is pre-installed
- Height range is 29"-42"
- Duo Bezel modules specified separately
- See Planning Guide for power and cutout locations

	MODEL NUMBER												
W x D x H	Basic Model	Work-surface Option	Cabinet Top Power Access	Grommet Color	Bezel Cutout Location	Pull Option	Edge Style	Worksurface Laminate Color	Base Lam-inate Color	Key Option	Approx. Packaged Weight	TFL	HPL
60x20x21-3/4	LI662060HDFR	□□□	STD	□□□	□□□	□□□	Y	□□□	□□□□	□□	220.0#	$ 3997	$ 4165
66x20x21-3/4	LI662066HDFR	□□□	STD	□□□	□□□	□□□	Y	□□□	□□□□	□□	230.0#	4074	4250
72x20x21-3/4	LI662072HDFR	□□□	STD	□□□	□□□	□□□	Y	□□□	□□□□	□□	240.0#	4150	4333
60x24x21-3/4	LI662460HDFR	□□□	STD	□□□	□□□	□□□	Y	□□□	□□□□	□□	240.0#	4129	4320
66x24x21-3/4	LI662466HDFR	□□□	STD	□□□	□□□	□□□	Y	□□□	□□□□	□□	250.0#	4202	4400
72x24x21-3/4	LI662472HDFR	□□□	STD	□□□	□□□	□□□	Y	□□□	□□□□	□□	260.0#	4283	4489

Ⓐ Ⓑ Ⓒ Ⓓ Ⓔ Ⓕ Ⓖ Ⓗ Ⓘ Ⓙ

HOW TO ORDER

Indicate the following information on order form:
1. Quantity of each item.
2. Model number, including options. See "How To Build a Model Number".
3. Any special service required.

Note: • The □ indicates that a choice is required.
- The absence of the □ indicates that no choice is required.
- Alpha-numeric characters in place of □ indicate that no other alternatives are available.

HOW TO BUILD A MODEL NUMBER

Ⓐ Select basic model.

Ⓑ Select worksurface option.
- **TFL** - Thermally fused laminate
- **HPL** - High pressure laminate

Ⓒ Select cabinet top power access.
- **STD** - Top grommet

Ⓓ Select grommet color.
Refer to the **Product Color Options** page in this price list.

Ⓔ Select power cutout for Duo location.
- **PDCN** - No cutout for Duo
- **PDCL** - Left Cutout for Duo-Module spec'd separately
- **PDCR** - Right Cutout for Duo-Module spec'd separately
- **PDCC** - Center Cutout for Duo- Module spec'd separately

Ⓕ Select pull option.
- **AAV** - Aluminum Alcove
- **AAC** - Aluminum Arc
- **ABM** - Aluminum Beam
- **AFL** - Aluminum Flair
- **AQD** - Aluminum Quadra
- **BAC** - Black Arc
- **BBM** - Black Beam
- **BQD** - Black Quadra
- **CAV** - Chrome Alcove
- **CFL** - Chrome Flair

Ⓖ Select edge style.
- **Y** - Flat edge

Ⓗ Select worksurface laminate color.
Refer to the **Product Color Options** page in this price list.

Ⓘ Select base laminate color.
Refer to the **Product Color Options** page in this price list.

Ⓙ Select key option.
- **NLC** - No lock core
- **KS** - Key standard

SPECIAL SERVICES

Special Carton Marking

With specially marked information N/C

Shipping

Ships **assembled, FOB Jasper, IN 47547, freight prepaid.** Freight class 100.

Specifications and prices are subject to change without prior notice.

Height-Adjustable Modular Components

Modesty Panels for Height-Adjustable Surfaces - 7”

Height-Adjustable Modular Components

Modesty Panels for Height-Adjustable Surfaces - 7”

	Features	W x D x H	MODEL NUMBER Basic Model	Laminate Color	Hardware Color	High-Gloss Acrylic Color	Approx. Packaged Weight	Delivered Pricing
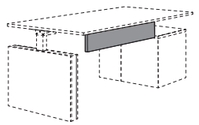 LHMP **7” Laminate Modesty Panel-Height Adjustable** • Arctic Silver mounting brackets included • Compatible with low storage	Use With 58” Surface With 24” Deep Credenza	29x3/4x7	LI662907MOD	□□□			15.0#	$ 340
	Use With 58” Surface With 20” Deep Credenza	33x3/4x7	LI663307MOD	□□□			15.0#	344
	Use With 64” Surface With 24” Deep Credenza	35x3/4x7	LI663507MOD	□□□			15.0#	349
	Use With 64” Surface With 20” Deep Credenza	39x3/4x7	LI663907MOD	□□□			15.0#	354
	Use With 70” Surface With 24” Deep Credenza	41x3/4x7	LI664107MOD	□□□			15.0#	358
	Use With 70” Surface With 20” Deep Credenza	45x3/4x7	LI664507MOD	□□□			15.0#	360
	Use With 64” Surface With Panel Legs	51x3/4x7	LI665107MOD	□□□			16.0#	368
	Use With 70” Surface With Panel Legs	57x3/4x7	LI665707MOD	□□□			16.0#	377
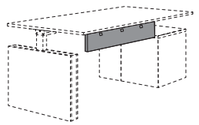 LHMP **7” Frosted Acrylic Modesty Panel-Height Adjustable** • Exposed decorative hardware included; specify color • Compatible with low storage	Use With 58” Surface With 24” Deep Credenza	29x3/4x7	LIMD2907FA		□□□□		6.0#	$ 501
	Use With 58” Surface With 20” Deep Credenza	33x3/4x7	LIMD3307FA		□□□□		7.0#	507
	Use With 64” Surface With 24” Deep Credenza	35x3/4x7	LIMD3507FA		□□□□		7.0#	513
	Use With 64” Surface With 20” Deep Credenza	39x3/4x7	LIMD3907FA		□□□□		8.0#	523
	Use With 70” Surface With 24” Deep Credenza	41x3/4x7	LIMD4107FA		□□□□		8.0#	529
	Use With 70” Surface With 20” Deep Credenza	45x3/4x7	LIMD4507FA		□□□□		9.0#	532
	Use With 64” Surface With Panel Legs	51x3/4x7	LIMD5107FA		□□□□		9.0#	544
	Use With 70” Surface With Panel Legs	57x3/4x7	LIMD5707FA		□□□□		10.0#	552
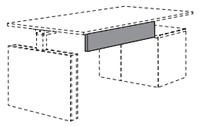 LHMP **7” High-Gloss Acrylic Modesty Panel-Height Adjustable** • Arctic Silver mounting brackets included • Compatible with low storage	Use With 58” Surface With 24” Deep Credenza	29x3/4x7	LIMD2907HGA			□□□□	6.0#	$ 555
	Use With 58” Surface With 20” Deep Credenza	33x3/4x7	LIMD3307HGA			□□□□	7.0#	563
	Use With 64” Surface With 24” Deep Credenza	35x3/4x7	LIMD3507HGA			□□□□	7.0#	571
	Use With 64” Surface With 20” Deep Credenza	39x3/4x7	LIMD3907HGA			□□□□	8.0#	581
	Use With 70” Surface With 24” Deep Credenza	41x3/4x7	LIMD4107HGA			□□□□	8.0#	585
	Use With 70” Surface With 20” Deep Credenza	45x3/4x7	LIMD4507HGA			□□□□	9.0#	592
	Use With 64” Surface With Panel Legs	51x3/4x7	LIMD5107HGA			□□□□	9.0#	603
	Use With 70” Surface With Panel Legs	57x3/4x7	LIMD5707HGA			□□□□	10.0#	613
				Ⓑ	Ⓒ	Ⓓ		

HOW TO ORDER

Indicate the following information on order form:
1. Quantity of each item.
2. Model number, including options. See “How To Build a Model Number”.
3. Any special service required.

Note: • The □ indicates that a choice is required.
• The absence of the □ indicates that no choice is required.
• Alpha-numeric characters in place of □ indicate that no other alternatives are available.

HOW TO BUILD A MODEL NUMBER

Ⓐ Select basic model.

Ⓑ Select laminate color.
Refer to the **Product Color Options** page in this price list.

Ⓒ Select hardware color.
Refer to the **Product Color Options** page in this price list.

Ⓓ Select high-gloss acrylic.
Refer to the **Product Color Options** page in this price list.

SPECIAL SERVICES

Special Carton Marking

With specially marked information N/C

Shipping

Ships **assembled, FOB Jasper, IN 47547, freight prepaid.** Freight class 100.

Specifications and prices are subject to change without prior notice.

Height-Adjustable Modular Components

Modesty Panels for Height-Adjustable Surfaces - 4”

Height-Adjustable Modular Components

Modesty Panels for Height-Adjustable Surfaces - 4”

	MODEL	Features	W x D x H	MODEL NUMBER: Basic Model	Laminate Color Ⓑ	Hardware Color Ⓒ	High-Gloss Acrylic Color Ⓓ	Approx. Packaged Weight	Delivered Pricing
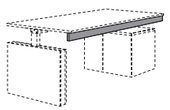 LHMP	**4” Laminate Modesty Panel-Height Adjustable** • Arctic Silver mounting brackets included • Inset from legs; specify 4” shorter than desk width	Use With 58” Surface	56x3/4x4	LI665604MOD	□□□			16.0#	$ 354
		Use With 64” Surface	62x3/4x4	LI666204MOD	□□□			16.0#	359
		Use With 70” Surface	68x3/4x4	LI666804MOD	□□□			17.0#	368
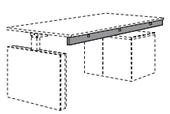 LHMP	**4” Frosted Acrylic Modesty Panel-Height Adjustable** • Arctic Silver mounting brackets included • Exposed decorative hardware; specify color • Inset from legs; specify 4” shorter than desk width	Use With 58” Surface	56x3/4x4	LIMD5604FA		□□□□		10.0#	$ 521
		Use With 64” Surface	62x3/4x4	LIMD6204FA		□□□□		11.0#	549
		Use With 70” Surface	68x3/4x4	LIMD6804FA		□□□□		12.0#	593
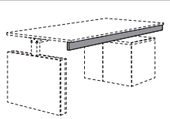 LHMP	**4” High-Gloss Acrylic Modesty Panel-Height Adjustable** • Arctic Silver mounting brackets included • Inset from legs; specify 4” shorter than desk width	Use With 58” Surface	56x3/4x4	LIMD5604HGA			□□□□	16.0#	$ 606
		Use With 64” Surface	62x3/4x4	LIMD6204HGA			□□□□	16.0#	642
		Use With 70” Surface	68x3/4x4	LIMD6804HGA			□□□□	17.0#	675

Ⓐ Ⓑ Ⓒ Ⓓ

HOW TO ORDER

Indicate the following information on order form:
1. Quantity of each item.
2. Model number, including options. See “How To Build a Model Number”.
3. Any special service required.

Note: • The □ indicates that a choice is required.
- The absence of the □ indicates that no choice is required.
- Alpha-numeric characters in place of □ indicate that no other alternatives are available.

HOW TO BUILD A MODEL NUMBER

Ⓐ Select basic model.

Ⓑ Select laminate color.
Refer to the **Product Color Options** page in this price list.

Ⓒ Select hardware color.
Refer to the **Product Color Options** page in this price list.

Ⓓ Select high-gloss acrylic.
Refer to the **Product Color Options** page in this price list.

SPECIAL SERVICES

Special Carton Marking

With specially marked information	N/C

Shipping

Ships **assembled, FOB Jasper, IN 47547, freight prepaid.** Freight class 100.

Specifications and prices are subject to change without prior notice.

Modular Storage
Pedestals-File/File - 15" Wide

Modular Storage
Pedestals-File/File - 15" Wide

	MODEL	W x D x H	MODEL NUMBER Basic Model	Laminate Color	Pull Option	Wire Management	Key Option	Approx. Packaged Weight	Delivered Pricing
 LMPD	**For specification under 24" deep modular tops or shells-15" wide** • For specification under 24" deep modular tops or shells, specified separately • Not for freestanding applications; top required • Letter width locking pedestal • Optional wire management notch in side • Open back; optional back panel specified separately	15-3/4x23-1/4x28-1/4	LI662415PD2	□□□	□□□	□□□	□□	93.0#	$ 1122
 LMPD	**For specification under Desk Shells-15" Wide** • For specification under Desk Shells only, specified separately • Not for freestanding applications; top required • Letter width locking pedestal • Optional wire management notch in side • Open back; optional back panel specified separately	15-3/4x25x28-1/4	LI662515SHPD2	□□□	□□□	□□□	□□	96.0#	$ 1082
			Ⓐ	Ⓑ	Ⓒ	Ⓓ	Ⓔ		

HOW TO ORDER

Indicate the following information on order form:
1. Quantity of each item.
2. Model number, including options. See "How To Build a Model Number".
3. Any special service required.

Note: • The □ indicates that a choice is required.
• The absence of the □ indicates that no choice is required.
• Alpha-numeric characters in place of □ indicate that no other alternatives are available.

HOW TO BUILD A MODEL NUMBER

Ⓐ Select basic model.

Ⓑ Select laminate color.
Refer to the **Product Color Options** page in this price list.

Ⓒ Select pull option.

AAV	- Aluminum Alcove
AAC	- Aluminum Arc
ABM	- Aluminum Beam
AFL	- Aluminum Flair
AQD	- Aluminum Quadra
BAC	- Black Arc
BBM	- Black Beam
BQD	- Black Quadra
CAV	- Chrome Alcove
CFL	- Chrome Flair

Ⓓ Select wire management option.

NONE	- No Wire Management Notch
WML	- Left Panel Notch
WMR	- Right Panel Notch
WMLR	- Left and Right Panel Notches

Ⓔ Select key option.

NLC	- No lock core
KS	- Key standard

SPECIAL SERVICES

Special Carton Marking

With specially marked information	N/C

Shipping
Ships **assembled, FOB Jasper, IN 47547, freight prepaid.** Freight class 100.

Specifications and prices are subject to change without prior notice.

Modular Storage
Pedestals-Box/Box/File - 15" Wide

Modular Storage
Pedestals-Box/Box/File - 15" Wide

	MODEL	W x D x H	MODEL NUMBER: Basic Model	Laminate Color	Pull Option	Wire Management	Key Option	Approx. Packaged Weight	Delivered Pricing
 LMPD	**For specification under 24" deep modular tops or shells-15" wide** • For specification under 24" deep modular tops or shells, specified separately • Not for freestanding applications; top required • Worksurface supporting • Letter width locking pedestal • Optional wire management notch in side • Open back; optional back panel specified separately • Includes black utility tray	15-3/4x23-1/4x28-1/4	LI662415PD1	□□□	□□□	□□□	□□	93.0#	$ 1122
 LMPD	**For specification under Desk Shells-15" Wide** • For specification under Desk Shells only, specified separately • Not for freestanding applications; top required • Worksurface supporting • Letter width locking pedestal • Optional wire management notch in side • Open back; optional back panel specified separately • Includes black utility tray	15-3/4x25x28-1/4	LI662515SHPD1	□□□	□□□	□□□	□□	96.0#	$ 1082
			Ⓐ	Ⓑ	Ⓒ	Ⓓ	Ⓔ		

HOW TO ORDER

Indicate the following information on order form:
1. Quantity of each item.
2. Model number, including options. See "How To Build a Model Number".
3. Any special service required.

Note: • The □ indicates that a choice is required.
- The absence of the □ indicates that no choice is required.
- Alpha-numeric characters in place of □ indicate that no other alternatives are available.

HOW TO BUILD A MODEL NUMBER

Ⓐ Select basic model.

Ⓑ Select laminate color.
Refer to the **Product Color Options** page in this price list.

Ⓒ Select pull option.

AAV	- Aluminum Alcove
AAC	- Aluminum Arc
ABM	- Aluminum Beam
AFL	- Aluminum Flair
AQD	- Aluminum Quadra
BAC	- Black Arc
BBM	- Black Beam
BQD	- Black Quadra
CAV	- Chrome Alcove
CFL	- Chrome Flair

Ⓓ Select wire management option.

NONE	- No Wire Management Notch
WML	- Left Panel Notch
WMR	- Right Panel Notch
WMLR	- Left and Right Panel Notches

Ⓔ Select key option.

NLC	- No lock core
KS	- Key standard

SPECIAL SERVICES

Special Carton Marking

With specially marked information N/C

Shipping

Ships **assembled, FOB Jasper, IN 47547, freight prepaid.** Freight class 100.

Specifications and prices are subject to change without prior notice.

Modular Storage
Pedestals-File/File - 18" Wide

Modular Storage
Pedestals-File/File - 18" Wide

	MODEL	W x D x H	MODEL NUMBER Basic Model	Laminate Color	Pull Option	Wire Management	Key Option	Approx. Packaged Weight	Delivered Pricing
 LMPD	**For specification under 24" deep modular tops or shells-18" wide** • For specification under 24" deep modular tops or shells, specified separately • Not for freestanding applications; top required • Letter width locking pedestal • Optional wire management notch in side • Open back; optional back panel specified separately	18x23-1/4x28-1/4	LI662418PD2	□□□	□□□	□□□	□□	98.0#	$ 1122
 LMPD	**For specification under 30" component tops-18" Wide** • For specification under 30" component tops only, specified separately • Not for freestanding applications; top required • Letter width locking pedestal • Optional wire management notch in side • Open back; optional back panel specified separately	18x29-1/4x28-1/4	LI663018PD2	□□□	□□□	□□□	□□	105.0#	$ 1268
 LMPD	**For specification under 36" component tops-18" Wide** • For specification under 36" component tops only, specified separately • Not for freestanding applications; top required • Letter width locking pedestal • Optional wire management notch in side • Open back; optional back panel specified separately	18x35-1/4x28-1/4	LI663618PD2	□□□	□□□	□□□	□□	125.0#	$ 1370

Ⓐ Ⓑ Ⓒ Ⓓ Ⓔ

HOW TO ORDER

Indicate the following information on order form:
1. Quantity of each item.
2. Model number, including options. See "How To Build a Model Number".
3. Any special service required.

Note: • The □ indicates that a choice is required.
• The absence of the □ indicates that no choice is required.
• Alpha-numeric characters in place of □ indicate that no other alternatives are available.

HOW TO BUILD A MODEL NUMBER

Ⓐ Select basic model.

Ⓑ Select laminate color.
Refer to the **Product Color Options** page in this price list.

Ⓒ Select pull option.

AAV	- Aluminum Alcove
AAC	- Aluminum Arc
ABM	- Aluminum Beam
AFL	- Aluminum Flair
AQD	- Aluminum Quadra
BAC	- Black Arc
BBM	- Black Beam
BQD	- Black Quadra
CAV	- Chrome Alcove
CFL	- Chrome Flair

Ⓓ Select wire management option.

NONE	- No Wire Management Notch
WML	- Left Panel Notch
WMR	- Right Panel Notch
WMLR	- Left and Right Panel Notches

Ⓔ Select key option.

NLC	- No lock core
KS	- Key standard

SPECIAL SERVICES

Special Carton Marking

With specially marked information N/C

Shipping

Ships **assembled, FOB Jasper, IN 47547, freight prepaid.** Freight class 100.

Specifications and prices are subject to change without prior notice.

Modular Storage
Pedestals-Box/Box/File - 18" Wide

Modular Storage
Pedestals-Box/Box/File - 18" Wide

	MODEL	W x D x H	MODEL NUMBER Basic Model	Laminate Color	Pull Option	Wire Management	Key Option	Approx. Packaged Weight	Delivered Pricing
 LMPD	**For specification under 24" deep modular tops or shells-18" wide** • For specification under 24" deep modular tops or shells, specified separately • Not for freestanding applications; top required • Worksurface supporting • Letter width locking pedestal • Optional wire management notch in side • Open back; optional back panel specified separately • Includes black utility tray	18x23-1/4x28-1/4	LI662418PD1	□□□	□□□	□□□	□□	98.0#	$ 1122
 LMPD	**For specification under 30" component tops-18" wide** • For specification under 30" component tops only, specified separately • Not for freestanding applications; top required • Worksurface supporting • Letter width locking pedestal • Optional wire management notch in side • Open back; optional back panel specified separately • Includes black utility tray	18x29-1/4x28-1/4	LI663018PD1	□□□	□□□	□□□	□□	105.0#	$ 1268
 LMPD	**For specification under 36" component tops-18" wide** • For specification under 36" modular tops only, specified separately • Not for freestanding applications; top required • Worksurface supporting • Letter width locking pedestal • Optional wire management notch in side • Open back; optional back panel specified separately • Includes black utility tray	18x35-1/4x28-1/4	LI663618PD1	□□□	□□□	□□□	□□	125.0#	$ 1370
			Ⓐ	Ⓑ	Ⓒ	Ⓓ	Ⓔ		

HOW TO ORDER

Indicate the following information on order form:
1. Quantity of each item.
2. Model number, including options. See "How To Build a Model Number".
3. Any special service required.

Note: • The □ indicates that a choice is required.
- The absence of the □ indicates that no choice is required.
- Alpha-numeric characters in place of □ indicate that no other alternatives are available.

HOW TO BUILD A MODEL NUMBER

Ⓐ Select basic model.

Ⓑ Select laminate color.
Refer to the **Product Color Options** page in this price list.

Ⓒ Select pull option.

AAV	- Aluminum Alcove
AAC	- Aluminum Arc
ABM	- Aluminum Beam
AFL	- Aluminum Flair
AQD	- Aluminum Quadra
BAC	- Black Arc
BBM	- Black Beam
BQD	- Black Quadra
CAV	- Chrome Alcove
CFL	- Chrome Flair

Ⓓ Select wire management option.

NONE	- No Wire Management Notch
WML	- Left Panel Notch
WMR	- Right Panel Notch
WMLR	- Left and Right Panel Notches

Ⓔ Select key option.

NLC	- No lock core
KS	- Key standard

SPECIAL SERVICES

Special Carton Marking

With specially marked information N/C

Shipping

Ships **assembled, FOB Jasper, IN 47547, freight prepaid.** Freight class 100.

Specifications and prices are subject to change without prior notice.

Modular Storage
Laterals and Multi-File Units

Modular Storage
Laterals and Multi-File Units

	MODEL	W x D x H	MODEL NUMBER: Basic Model	Laminate Color	Pull Option	Wire Management	Key Option	Approx. Packaged Weight	Delivered Pricing
 LMST	**Modular Two Drawer Lateral File** • For specification under 24" deep modular tops, specified separately; worksurface supporting • Locking drawers accommodates legal or letter filing front to back or side to side • Optional wire management notch in side • Open back; optional back panel specified separately	30x23-1/4x28-1/4	LI662430LF1	□□□	□□□	□□□	□□	128.0#	$ 1314
		36x23-1/4x28-1/4	LI662436LF1	□□□	□□□	□□□	□□	154.0#	1413
 LMST	**Modular Multi-File** • For specification under 24" deep modular tops, specified separately; worksurface supporting • Locking file drawer accommodates legal or letter filing front to back or side to side • Optional wire management notch in side • Open back; optional back panel specified separately	30x23-1/4x28-1/4	LI662430LF2	□□□	□□□	□□□	□□	128.0#	$ 1560
		36x23-1/4x28-1/4	LI662436LF2	□□□	□□□	□□□	□□	153.0#	1623
 LMST	**Modular Open Multi-File** • For specification under 24" deep modular tops, specified separately; worksurface supporting • Locking • Optional wire management notch in side • Open back; optional back panel specified separately • Upper section provides 12-3/4" clearance • Lateral file accommodates legal or letter filing, front to back or side to side	30x23-1/4x28-1/4	LI662430OMF	□□□	□□□	□□□	□□	118.0#	$ 1496
		36x23-1/4x28-1/4	LI662436OMF	□□□	□□□	□□□	□□	128.0#	1559
 LMST	**Modular Three Drawer Lateral File** • For specification under 24" deep modular tops, specified separately • Locking drawers accommodates legal or letter filing front to back or side to side • Back panel included	30x23-1/4x42-3/4	LI662430LF3	□□□	□□□		□□	120.0#	$ 2033
		36x23-1/4x42-3/4	LI662436LF3	□□□	□□□		□□	130.0#	2142
				Ⓑ	Ⓒ	Ⓓ	Ⓔ		

HOW TO ORDER

Indicate the following information on order form:
1. Quantity of each item.
2. Model number, including options. See "How To Build a Model Number".
3. Any special service required.

Note: • The □ indicates that a choice is required.
- The absence of the □ indicates that no choice is required.
- Alpha-numeric characters in place of □ indicate that no other alternatives are available.

HOW TO BUILD A MODEL NUMBER

Ⓐ Select basic model.

Ⓑ Select laminate color.
Refer to the **Product Color Options** page in this price list.

Ⓒ Select pull option.

AAV	- Aluminum Alcove
AAC	- Aluminum Arc
ABM	- Aluminum Beam
AFL	- Aluminum Flair
AQD	- Aluminum Quadra
BAC	- Black Arc
BBM	- Black Beam
BQD	- Black Quadra
CAV	- Chrome Alcove
CFL	- Chrome Flair

Ⓓ Select wire management option.

NONE	- No Wire Management Notch
WML	- Left Panel Notch
WMR	- Right Panel Notch
WMLR	- Left and Right Panel Notches

Ⓔ Select key option.

NLC	- No lock core
KS	- Key standard

SPECIAL SERVICES

Special Carton Marking

With specially marked information N/C

Shipping

Ships **assembled, FOB Jasper, IN 47547, freight prepaid.** Freight class 100.

Specifications and prices are subject to change without prior notice.

Modular Storage
Door Bookcase-18" Wide

Modular Storage
Door Bookcase-18" Wide

	MODEL	Features	W x D x H	MODEL NUMBER: Basic Model	Laminate Color	Pull Option	Wire Management	Approx. Packaged Weight	Delivered Pricing
 LMPD	**Modular Door Bookcase-Left-18" Wide** • For specification under 24" deep modular tops or shells, specified separately • Not for freestanding applications; top required • Adjustable interior shelf • Optional wire management notch in side • Open back; optional back panel specified separately • Non-locking	Hinge Left	18x23-1/4x28-1/4	LI662418PD4L	□□□	□□□	□□□	90.0#	$ 953
 LMPD	**Modular Door Bookcase-Right-18" Wide**	Hinge Right	18x23-1/4x28-1/4	LI662418PD4R	□□□	□□□	□□□	90.0#	$ 953
				Ⓐ	Ⓑ	Ⓒ	Ⓓ		

HOW TO ORDER

Indicate the following information on order form:
1. Quantity of each item.
2. Model number, including options. See "How To Build a Model Number".
3. Any special service required.

Note: • The □ indicates that a choice is required.
- The absence of the □ indicates that no choice is required.
- Alpha-numeric characters in place of □ indicate that no other alternatives are available.

HOW TO BUILD A MODEL NUMBER

Ⓐ Select basic model.

Ⓑ Select laminate color.
Refer to the **Product Color Options** page in this price list.

Ⓒ Select pull option.

AAV	- Aluminum Alcove
AAC	- Aluminum Arc
ABM	- Aluminum Beam
AFL	- Aluminum Flair
AQD	- Aluminum Quadra
BAC	- Black Arc
BBM	- Black Beam
BQD	- Black Quadra
CAV	- Chrome Alcove
CFL	- Chrome Flair

Ⓓ Select wire management option.

NONE	- No Wire Management Notch
WML	- Left Panel Notch
WMR	- Right Panel Notch
WMLR	- Left and Right Panel Notches

SPECIAL SERVICES

Special Carton Marking

With specially marked information	N/C

Shipping
Ships **assembled, FOB Jasper, IN 47547, freight prepaid.** Freight class 100.

Specifications and prices are subject to change without prior notice.

Modular Storage
Bookcase Units

Modular Storage
Bookcase Units

	MODEL	W x D x H	MODEL NUMBER: Basic Model	Laminate Color	Pull Option	Wire Management	Door Lock Option	Key Option	Approx. Packaged Weight	Delivered Pricing	Lock Upcharge
 LMST	**Modular Door Bookcase** • For specification under 24" deep modular tops, specified separately; worksurface supporting • Optional wire management notch in side • Open back; optional back panel specified separately • 12" deep adjustable shelf behind doors • Optional lock	30x23-1/4x28-1/4	LI662430DB	□□□	□□□	□□□	□□	□□	87.0#	$ 1058	$ 85
		36x23-1/4x28-1/4	LI662436DB	□□□	□□□	□□□	□□	□□	105.0#	1341	85
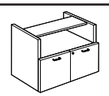 LMST	**Modular Door Bookcase with Open Compartment** • For specification under required 24" deep modular tops, specified separately; worksurface supporting • Optional wire management notch in side • Open back; optional back panel specified separately • Upper section provides 12-3/4" clearance • Optional lock	30x23-1/4x28-1/4	LI662430ODB	□□□	□□□	□□□	□□	□□	108.0#	$ 980	$ 85
		36x23-1/4x28-1/4	LI662436ODB	□□□	□□□	□□□	□□	□□	118.0#	1266	85
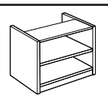 LMST	**Modular Open Storage** • For specification under required 24" deep modular tops, specified separately; worksurface supporting • One adjustable shelf • Optional wire management notch in side • Open back; optional back panel specified separately	30x22-15/32x28-1/4	LI662430MBC	□□□		□□□			108.0#	$ 930	N/A
		36x22-15/32x28-1/4	LI662436MBC	□□□		□□□			118.0#	1095	N/A

Ⓐ Ⓑ Ⓒ Ⓓ Ⓔ Ⓕ

HOW TO ORDER

Indicate the following information on order form:
1. Quantity of each item.
2. Model number, including options. See "How To Build a Model Number".
3. Any special service required.

Note: • The □ indicates that a choice is required.
- The absence of the □ indicates that no choice is required.
- Alpha-numeric characters in place of □ indicate that no other alternatives are available.

HOW TO BUILD A MODEL NUMBER

Ⓐ Select basic model.

Ⓑ Select laminate color.
Refer to the **Product Color Options** page in this price list.

Ⓒ Select pull option.

AAV	- Aluminum Alcove
AAC	- Aluminum Arc
ABM	- Aluminum Beam
AFL	- Aluminum Flair
AQD	- Aluminum Quadra
BAC	- Black Arc
BBM	- Black Beam
BQD	- Black Quadra
CAV	- Chrome Alcove
CFL	- Chrome Flair

Ⓓ Select wire management option.

NONE	- No Wire Management Notch
WML	- Left Panel Notch
WMR	- Right Panel Notch
WMLR	- Left and Right Panel Notches

Ⓔ Select optional door lock.
See pricing column for lock upcharge.

NDL	- No door lock
WDL	- With door lock

See pricing column for door lock upcharge.

Ⓕ Select key option.

NLC	- No lock core
KS	- Key standard

Only if lock is selected.

SPECIAL SERVICES

Special Carton Marking

With specially marked information	N/C

Shipping
Ships **assembled, FOB Jasper, IN 47547, freight prepaid.** Freight class 100.

Specifications and prices are subject to change without prior notice.

Modular Storage
Low Storage Units

Modular Storage
Low Storage Units

	MODEL	W x D x H	MODEL NUMBER Basic Model	Laminate Color	Pull Option	Wire Management	Key Option	Approx. Packaged Weight	Delivered Pricing
 LMST	**21" Low Modular Box/File Storage** • For low-height credenza applications; requires top, specified separately • Locking tray/file • File drawer accommodates legal or letter filing; front to back or side to side • Optional wire management notch in side • Open back; optional back panel specified separately	18x19-1/4x20-3/4	LI662018L21BF	□□□	□□□	□□□	□□	40.0#	$ 985
		30x19-1/4x20-3/4	LI662030L21BF	□□□	□□□	□□□	□□	72.0#	1162
		36x19-1/4x20-3/4	LI662036L21BF	□□□	□□□	□□□	□□	80.0#	1211
		18x23-1/4x20-3/4	LI662418L21BF	□□□	□□□	□□□	□□	42.0#	1038
		30x23-1/4x20-3/4	LI662430L21BF	□□□	□□□	□□□	□□	76.0#	1223
		36x23-1/4x20-3/4	LI662436L21BF	□□□	□□□	□□□	□□	84.0#	1276
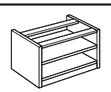 LMST	**21" Low Modular Open Storage** • For low-height credenza applications; requires top, specified separately • One adjustable shelf • Optional wire management notch in side • Open back; optional back panel specified separately	18x18-1/2x20-3/4	LI662018L21BC	□□□		□□□		50.0#	$ 874
		30x18-1/2x20-3/4	LI662030L21BC	□□□		□□□		70.0#	961
		36x18-1/2x20-3/4	LI662036L21BC	□□□		□□□		74.0#	994
		18x22-1/2x20-3/4	LI662418L21BC	□□□		□□□		54.0#	919
		30x22-1/2x20-3/4	LI662430L21BC	□□□		□□□		74.0#	1009
		36x22-1/2x20-3/4	LI662436L21BC	□□□		□□□		78.0#	1048
				Ⓑ	Ⓒ	Ⓓ	Ⓔ		

HOW TO ORDER

Indicate the following information on order form:
1. Quantity of each item.
2. Model number, including options. See "How To Build a Model Number".
3. Any special service required.

Note: • The □ indicates that a choice is required.
• The absence of the □ indicates that no choice is required.
• Alpha-numeric characters in place of □ indicate that no other alternatives are available.

HOW TO BUILD A MODEL NUMBER

Ⓐ Select basic model.

Ⓑ Select laminate color.
Refer to the **Product Color Options** page in this price list.

Ⓒ Select pull option.

AAV	- Aluminum Alcove
AAC	- Aluminum Arc
ABM	- Aluminum Beam
AFL	- Aluminum Flair
AQD	- Aluminum Quadra
BAC	- Black Arc
BBM	- Black Beam
BQD	- Black Quadra
CAV	- Chrome Alcove
CFL	- Chrome Flair

Ⓓ Select wire management option.

NONE	- No Wire Management Notch
WML	- Left Panel Notch
WMR	- Right Panel Notch
WMLR	- Left and Right Panel Notches

Ⓔ Select key option.

NLC	- No lock core
KS	- Key standard

SPECIAL SERVICES

Special Carton Marking

With specially marked information	N/C

Shipping

Ships **assembled, FOB Jasper, IN 47547, freight prepaid.** Freight class 100.

Specifications and prices are subject to change without prior notice.

Modular Storage
Low Storage Units

Modular Storage
Low Storage Units

	MODEL	W x D x H	MODEL NUMBER Basic Model	Laminate Color	Pull Option	Wire Management	Approx. Packaged Weight	Delivered Pricing
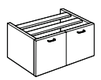 LMST	**21" Low Modular Door Bookcase** • For low-height credenza applications; requires top, specified separately • One adjustable shelf • Optional wire management notch in side • Open back; optional back panel specified separately • Non locking	30x19-1/4x20-3/4	LI662030L21DB	□□□	□□□	□□□	82.0#	$ 1012
		36x19-1/4x20-3/4	LI662036L21DB	□□□	□□□	□□□	89.0#	1135
		30x23-1/4x20-3/4	LI662430L21DB	□□□	□□□	□□□	86.0#	1065
		36x23-1/4x20-3/4	LI662436L21DB	□□□	□□□	□□□	93.0#	1194
 LMST	**21" Low Modular Sliding Door Bookcase** • For low-height credenza applications; requires top, specified separately • Storage behind sliding door • Optional wire management notch in side • Open back; optional back panel specified separately • Non locking	30x19-1/4x20-3/4	LI662030L21SD	□□□		□□□	82.0#	$ 1139
		36x19-1/4x20-3/4	LI662036L21SD	□□□		□□□	89.0#	1298
		30x23-1/4x20-3/4	LI662430L21SD	□□□		□□□	86.0#	1199
		36x23-1/4x20-3/4	LI662436L21SD	□□□		□□□	93.0#	1364
			Ⓐ	Ⓑ	Ⓒ	Ⓓ		

HOW TO ORDER

Indicate the following information on order form:
1. Quantity of each item.
2. Model number, including options. See "How To Build a Model Number".
3. Any special service required.

Note: • The □ indicates that a choice is required.
- The absence of the □ indicates that no choice is required.
- Alpha-numeric characters in place of □ indicate that no other alternatives are available.

HOW TO BUILD A MODEL NUMBER

Ⓐ Select basic model.

Ⓑ Select laminate color.
Refer to the **Product Color Options** page in this price list.

Ⓒ Select pull option.

AAV	- Aluminum Alcove
AAC	- Aluminum Arc
ABM	- Aluminum Beam
AFL	- Aluminum Flair
AQD	- Aluminum Quadra
BAC	- Black Arc
BBM	- Black Beam
BQD	- Black Quadra
CAV	- Chrome Alcove
CFL	- Chrome Flair

Ⓓ Select wire management option.

NONE	- No Wire Management Notch
WML	- Left Panel Notch
WMR	- Right Panel Notch
WMLR	- Left and Right Panel Notches

SPECIAL SERVICES

Special Carton Marking

With specially marked information	N/C

Shipping

Ships **assembled, FOB Jasper, IN 47547, freight prepaid.** Freight class 100.

Specifications and prices are subject to change without prior notice.

Visual Boards

Visual Boards

	MODEL	W x D x H	MODEL NUMBER: Basic Model	Laminate Color	Pull Option	Edge Style	Approx. Packaged Weight	Delivered Pricing
 LCRS	**Visual Board with Dry-Erase Surface** • Tackboard on each side features black fabric • Includes flipchart and display rail with adjustable hooks for flipchart • Magnetic porcelain non-glare writing surface • Includes four dry-erase markers and eraser • Includes required mounting rails and hardware • Hinges are not soft-closing	48x5x48	LI664848VB	□□	□□□	Y	150.0#	$ 2628
 LCRS	**Visual Board with Dry-Erase Surface and Projection Screen** • Projection screen is factory installed • Tackboard on each side features black fabric • Includes flipchart and display rail with adjustable hooks for flipchart • Magnetic porcelain non-glare writing surface • Includes four dry-erase markers and eraser • Includes required mounting rails and hardware • Hinges are not soft-closing	48x5x48	LI664848VB1PS	□□	□□□	Y	150.0#	$ 3573
			Ⓐ	Ⓑ	Ⓒ	Ⓓ		

HOW TO ORDER

Indicate the following information on order form:
1. Quantity of each item.
2. Model number, including options. See “How To Build a Model Number”.
3. Any special service required.

Note: • The □ indicates that a choice is required.
- The absence of the □ indicates that no choice is required.
- Alpha-numeric characters in place of □ indicate that no other alternatives are available.

HOW TO BUILD A MODEL NUMBER

Ⓐ Select basic model.

Ⓑ Select laminate color.
Refer to the **Product Color Options** page in this price list.

Ⓒ Select pull option.

AAC	- Aluminum Arc
ABM	- Aluminum Beam
AQD	- Aluminum Quadra
BAC	- Black Arc
BBM	- Black Beam
BQD	- Black Quadra

Ⓓ Select edge style.

Y	- Flat edge

SPECIAL SERVICES

Special Carton Marking

With specially marked information N/C

Shipping

Ships **assembled, FOB Jasper, IN 47547, freight prepaid.** Freight class 100.

Specifications and prices are subject to change without prior notice.

Buffet Credenza

Buffet Credenza

	MODEL	W x D x H	MODEL NUMBER: Basic Model	Work-surface Option	Laminate Color	Pull Option	Edge Style	Door Lock Option	Key Option	Approx. Packaged Weight	TFL	HPL	Door Lock Upcharge
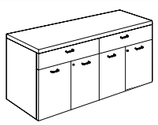 LCRS	**Buffet Credenza** • Features 2-36" drawers and four 18" doors • Storage with two adjustable shelves behind doors • Optional locking available on doors	72x24x36	LI662472BF	□□	□□	□□□	Y	□□□	□□	342.0#	$ 3215	$ 3407	$ 85
			Ⓐ	Ⓑ	Ⓒ	Ⓓ	Ⓔ	Ⓕ	Ⓖ				

HOW TO ORDER

Indicate the following information on order form:
1. Quantity of each item.
2. Model number, including options. See "How To Build a Model Number".
3. Any special service required.

Note: • The □ indicates that a choice is required.
• The absence of the □ indicates that no choice is required.
• Alpha-numeric characters in place of □ indicate that no other alternatives are available.

HOW TO BUILD A MODEL NUMBER

Ⓐ Select basic model.

Ⓑ Select worksurface option.

TFL	- Thermally fused laminate
HPL	- High pressure laminate

Ⓒ Select laminate color.
Refer to the **Product Color Options** page in this price list.

Ⓓ Select pull option.

AAV	- Aluminum Alcove
AAC	- Aluminum Arc
ABM	- Aluminum Beam
AFL	- Aluminum Flair
AQD	- Aluminum Quadra
BAC	- Black Arc
BBM	- Black Beam
BQD	- Black Quadra
CAV	- Chrome Alcove
CFL	- Chrome Flair

Ⓔ Select edge style.

Y	- Flat edge

Ⓕ Select optional door lock.

NDL	- No door lock
WDL	- With door lock

See pricing column for door lock upcharge.

Ⓖ Select key option.

NLC	- No lock core
KS	- Key standard

SPECIAL SERVICES

Special Carton Marking

With specially marked information N/C

Shipping

Ships **assembled, FOB Jasper, IN 47547, freight prepaid.** Freight class 100.

Specifications and prices are subject to change without prior notice.

Table Tops
Circular Table Top

Table Tops
Circular Table Top

	MODEL	Features	DIA	MODEL NUMBER: Basic Model	Work-surface Option	Laminate Color	Edge Style	Approx. Packaged Weight	TFL	HPL
	**Circular Table Top** • For attachment to a single Likha® base, specified separately	Accommodates 3 chairs	36	LI663636CT	□□	□□	Y	37.0#	$ 587	$ 840
		Accommodates 4 chairs	42	LI664242CT	□□	□□	Y	70.0#	673	926
		Accommodates 5 chairs	48	LI664848CT	□□	□□	Y	95.0#	695	826
LTTB										
				Ⓐ	Ⓑ	Ⓒ	Ⓓ			

HOW TO ORDER

Indicate the following information on order form:
1. Quantity of each item.
2. Model number, including options. See “How To Build a Model Number”.
3. Any special service required.

Note: • The □ indicates that a choice is required.
• The absence of the □ indicates that no choice is required.
• Alpha-numeric characters in place of □ indicate that no other alternatives are available.

HOW TO BUILD A MODEL NUMBER

Ⓐ Select basic model.

Ⓑ Select worksurface option.

TFL	- Thermally fused laminate
HPL	- High pressure laminate

Ⓒ Select laminate color.
Refer to the **Product Color Options** page in this price list.

Ⓓ Select edge style.

Y	- Flat edge

SPECIAL SERVICES

Special Carton Marking

With specially marked information	N/C

Shipping

Ships **assembled, FOB Jasper, IN 47547, freight prepaid.** Freight class 100.

Specifications and prices are subject to change without prior notice.

Table Bases
Disk and X

Table Bases
Disk and X

	MODEL	Features	W x D x H	MODEL NUMBER Basic Model		Approx. Packaged Weight	Delivered Pricing
	**Disk Base** • Tabletop specified separately	For use with 36” and 42” Circular Table Tops, Artic Silver	24x24x27-3/4	LI012430DBA		32.0#	$ 1364
		For use with 36” and 42” Circular Table Tops, Jet Black	24x24x27-3/4	LI012430DBB		32.0#	1364
		For use with 48” Circular Table Tops, Artic Silver	32x32x27-3/4	LI013230DBA		42.0#	1639
		For use with 48” Circular Table Tops, Jet Black	32x32x27-3/4	LI013230DBB		42.0#	1639
LTTB							
	**Small X Base** • For use with 36” circular table tops • Table top specified separately • Available in powder coated aluminum only	For 30” finished height	29-4/5x29-4/5x28	LI082030SXB		21.0#	$ 1013
		For 36” finished height	29-4/5x29-4/5x34	LI082036SXB		24.0#	1055
		For 42” finished height	29-4/5x29-4/5x40	LI082042SXB		27.0#	1098
LTTB							
	**Large X Base** • For use with 42” & 48” circular table tops • Table top specified separately • Available in powder coated aluminum only	For 30” finished height	35-4/5x35-4/5x28	LI082630LXB		27.0#	$ 1085
		For 36” finished height	35-4/5x35-4/5x34	LI082636LXB		30.0#	1133
		For 42” finished height	35-4/5x35-4/5x40	LI082642LXB		33.0#	1177
LTTB					Ⓐ		

HOW TO ORDER

Indicate the following information on order form:
1. Quantity of each item.
2. Model number, including options. See “How To Build a Model Number”.
3. Any special service required.

Note: • The ☐ indicates that a choice is required.
- The absence of the ☐ indicates that no choice is required.
- Alpha-numeric characters in place of ☐ indicate that no other alternatives are available.

HOW TO BUILD A MODEL NUMBER

Ⓐ Select basic model.

SPECIAL SERVICES

Special Carton Marking

With specially marked information	N/C

Shipping

Ships **assembled, FOB Jasper, IN 47547, freight prepaid.** Freight class 100.

Specifications and prices are subject to change without prior notice.

	MODEL	W x D x H	MODEL NUMBER: Basic Model	MODEL NUMBER: Laminate Color	Approx. Packaged Weight	Delivered Pricing
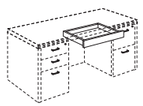 LIMSC	**Center Drawer** • Wrapped particleboard construction with thermally-fused laminate front • For use with Likha® desks, P-Tops, and D-Tops only • Not for use with height-adjustable mechanisms • Not for use on 30" D-Tops with modesty panels	22x16x2	LI661622CD	□□	7.0#	$ 379
			Ⓐ	Ⓑ		

HOW TO ORDER

Indicate the following information on order form:
1. Quantity of each item.
2. Model number, including options. See "How To Build a Model Number".
3. Any special service required.

Note: • The □ indicates that a choice is required.
- The absence of the □ indicates that no choice is required.
- Alpha-numeric characters in place of □ indicate that no other alternatives are available.

HOW TO BUILD A MODEL NUMBER

Ⓐ Select basic model.

Ⓑ Select laminate color.
Refer to the **Product Color Options** page in this price list.

SPECIAL SERVICES

Special Carton Marking

With specially marked information N/C

Shipping

Ships **assembled, FOB Jasper, IN 47547, freight prepaid.** Freight class 100.

Specifications and prices are subject to change without prior notice.

	MODEL	W x D x H	MODEL NUMBER Basic Model	Approx. Packaged Weight	Delivered Pricing
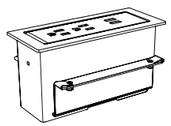 LIBZL	**Duo Bezel** • Intended for horizontal installation into a Likha® Duo Bezel worksurface cutout only • Features two power receptacles and two USB ports • Independent USB circuit controllers deliver up to 2.1 amps per post • Includes all mounting hardware • FCC part 15A and UL approved • 10 foot cord	6-1/2x2-4/5x3-1/10	LI01DUOBEZEL	2.0#	$ 662
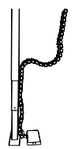 LIED	**Link 360 Cable Manager-Silver** • Includes 50 sections, one quad connector, one dumbell connector, one foot assembly and two magnetic clips • For use on height-adjustable models up to 51" tall or fixed tables/desks	5-3/16x3-9/16x30-51	LI010251LINKSLV	4.0#	$ 314
 LIED	**Link 360 Cable Manager-Black** • Includes 50 sections, one quad connector, one dumbell connector, one foot assembly and two magnetic clips • For use on height-adjustable models up to 51" tall or fixed tables/desks	5-3/16x3-9/16x30-51	LI010251LINKBLK	4.0#	$ 314

Ⓐ

HOW TO ORDER

Indicate the following information on order form:
1. Quantity of each item.
2. Model number, including options. See "How To Build a Model Number".
3. Any special service required.

Note: • The ☐ indicates that a choice is required.
- The absence of the ☐ indicates that no choice is required.
- Alpha-numeric characters in place of ☐ indicate that no other alternatives are available.

HOW TO BUILD A MODEL NUMBER

Ⓐ Select basic model.

SPECIAL SERVICES

Special Carton Marking

With specially marked information	N/C

Shipping

Ships **assembled, FOB Jasper, IN 47547, freight prepaid.** Freight class 100.

Specifications and prices are subject to change without prior notice.

	MODEL	W x D x H	MODEL NUMBER Basic Model	Approx. Packaged Weight	Delivered Pricing
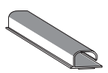	**Wire Channel** • Open J channel • Available in black only • Attaches to underside of worksurface with dual sided adhesive	24x1-5/8x1	LI0132125	0.2#	$ 92
LIED			Ⓐ		

HOW TO ORDER

Indicate the following information on order form:
1. Quantity of each item.
2. Model number, including options. See “How To Build a Model Number”.
3. Any special service required.

Note: • The ☐ indicates that a choice is required.
- The absence of the ☐ indicates that no choice is required.
- Alpha-numeric characters in place of ☐ indicate that no other alternatives are available.

HOW TO BUILD A MODEL NUMBER

Ⓐ Select basic model.

SPECIAL SERVICES

Special Carton Marking

With specially marked information	N/C

Shipping

Ships **assembled, FOB Jasper, IN 47547, freight prepaid.** Freight class 100.

Specifications and prices are subject to change without prior notice.

1330 Bellevue Street
P.O. Box 8100
Green Bay, WI 54308-8100
800.424.2432
ki.com

KI and Furnishing Knowledge are registered trademarks of Krueger International, Inc.

© 2020 Krueger International, Inc.
All Rights Reserved.
Code KI-PLW-000509/KI/PDF

Furnishing Knowledge®

LIMELITE™ SEATING

PRICE LIST

June 15, 2022

Updated October 3, 2022

800.424.2432

Contents

Refer to KI Terms & Conditions document or visit ki.com.

Contents

Refer to KI Terms & Conditions document or visit ki.com.

Ordering COM, COL and COV

Information 3

LimeLite™ Seating

General Information 4
Product Color Options 12
Stack Seating 13
Transport Dolly 19
Task Seating 20

How to Specify C.O.M. Upholstery
Textile designs often have intricate patterns. Not all individuals will interpret fabric direction in the same manner.

As a standard procedure, KI cuts fabrics off the roll in a horizontal fashion as shown in Diagram A at the right. By cutting in this fashion, most waste is eliminated. Our requirements for yardage in this book are based on this type of cutting. When directional or patterned fabrics are used, they often require more yardage than solid colors.

By providing KI with a completely filled-out copy of the form on this page, we will be able to expedite your order. We find it particularly helpful with directional or patterned upholstery material. It is critical that copies of this form accompany test quantities as well as production quantities of C.O.M.

C.O.M. must be supplied in continuous yardage.

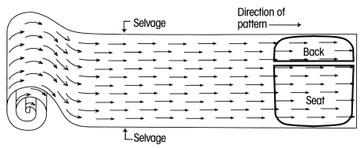

C.O.M., C.O.L. and C.O.V. Testing
KI will require for testing actual yardage to upholster one chair. The testing requirements depend on which chair you have selected on your order.

Test samples will be applied to the order and will be held for 6 months if needed. After 6 months, the sample can no longer be applied to your order. For all products to be tested, send test samples for approval to:

KI
Attn: C.O.M. Specialist
Green Bay WI 54302

To expedite the procedure, attach a copy of the "C.O.M. Information Form" on this page.

All C.O.M., C.O.L. and C.O.V. must be labeled with the purchase order number.

C.O.M., C.O.L. and C.O.V. Production
Customer's fabrics and leathers must be approved prior to acceptance for production. Upon test approval, a 1' square sample swatch of upholstery material must accompany the order. KI assumes no responsibility for wear, defects or performance of customer's own fabrics, vinyl or leather. C.O.M., C.O.L. and C.O.V. orders are available on a deferred delivery basis.

Orders for production of C.O.M., C.O.L. and C.O.V. upholstered products are not scheduled for processing until upholstery material is received. Upon receipt, KI will provide an acknowledgement and an estimated shipping date.

KI recommends that leather be ordered in yardage. Leather must be usable. The outer edges cannot be calculated as square feet or yardage.

The C.O.M., C.O.L. and C.O.V. yardage requirements accompanying products in the pricing section are for 10 chairs/seats or less, 54" wide nondirectional material. On larger orders, less material is required.

For exact production yardage requirements, call 1-800-424-2432, ext. 2707.

C.O.M., C.O.L. and C.O.V. Order Processing

For products shipped from Green Bay, WI facility, ship upholstery material to:

KI
Attn: C.O.M. Storage
1687 Westminster Drive - Gate 3
Green Bay, WI 54302

For products shipped from Bonduel, WI facility, ship material to:

KI
Attn: C.O.M. Storage
204 West South Street
Bonduel, WI 54107

For products shipped from Ontario, CA facility, ship material to:

Avail/Impress/Kismet/Medical & Laboratory Stools/Pilot
Attn: C.O.M. Storage
1110 S. Mildred Ave.
Ontario, CA 91761

Intricate Patterns
In the event of specific requirements for positioning of intricate patterns or pattern repeats on seats and backrests, provide a sketch noting requirements, as in Diagram B, along with materials for testing, and with the order.

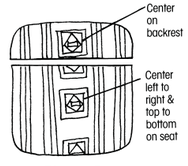

Diagram B

Treated Materials
If C.O.M. requires processing such as Scotchgard® or acrylic backing, it often shrinks. To prevent delays in delivery or back ordering due to shrinkage, please have your processor remeasure after processing and assure adequate yardage shipment.

Split Orders
If a portion of the shipment which does not require C.O.M., C.O.L. or C.O.M. applications is to be processed and shipped early, KI will enter the order immediately at your request. These split shipments are subject to minimum order changes.

Contact the C.O.M. Specialist at 1-800-424-2432, ext. 2707, with questions or to verify a split order.

Excess Upholstery Material
KI will dispose of excess upholstery material at the time of shipment unless expressly requested to return it with the product shipment.

Cancelled or Changed Orders
KI assumes no responsibility for extra C.O.M., C.O.L. or C.O.V. material due to a change of upholstery or cancellation of an order. It is the customer's responsibility to arrange for return of this material.

C.O.M., C.O.L and C.O.V. Information Form

A copy of this form should accompany test requests and production orders. Please fill it out completely, and, if your order has been acknowledged, provide the acknowledgement number.

Purchasing Agent (Dealer or buying organization)

Attention

Address

City State Zip

Project Name

Type of seating and number of units of each type

Please see information below and check the appropriate box.

☐ Submitted for testing.

Purchase Order Number

☐ Test approved. Submitted for production.

KI Acknowledgement Number

In all instances, send this form to the C.O.M. Specialist.

☐ A Selvage Top and Bottom



☐ B Selvage Side and Side



Ordering COM, COL and COV
Information

C.O.M. SHIPPING LOCATION

Architectural Walls
- Evoke ..... MN
- Genius Walls ..... MN

Casegoods
- Aristotle Tackboards ..... MN
- Likha Tackboards ..... MN

Classroom Furniture
- Intellect Wave Chairs ..... GB
- Learn2 ..... GB
- Ruckus ..... GB

Desking
- 700 Series Desking ..... KP
- Balance Overheads ..... MN
- Genesis Desking ..... MN
- Universal Overheads ..... MN
- WorkZone Desking ..... MN

Files & Storage
- 700 Series Pedestal Cushion ..... GB
- Connection Zone Pads ..... BW
- U-Series Pedestal Cushion ..... GB
- Tattoo ..... BW

Fixed Seating
- Concerto Auditorium Seating ..... BW
- Single Pedestal Seating ..... GB
- Jury Base Seating ..... GB
- Lancaster Auditorium Seating ..... BW
- Sequence Seating ..... GB
- University Seating ..... GB

Panel Systems
- All Terrain ..... KP
- Balance Overheads ..... MN
- System 3000 ..... MN
- Universal Overheads ..... MN
- Wireworks ..... MN
- Unite ..... MN

Residence Hall Furniture
- RoomScape Furniture ..... MN

Screens
- All Terrain ..... KP
- Connection Zone ..... BW
- True/Volition ..... KP
- Genesis ..... KP
- Tattoo ..... MN
- Universal ..... BW

Seating
- 400 Series Folding Chairs ..... BW
- 600 Series Folding Chairs ..... BW
- 600 Series Stools ..... BW
- Affina Collection ..... HN
- Altus Task Chairs ..... GB
- Apply Stack Chairs ..... GB
- Auditorium Folding Chairs ..... BW
- Calida Lounge Seating ..... HN
- Diem Task Chairs ..... OM
- Doni Collection ..... GB
- FourC Seating ..... GB
- Gladly Lounge Seating ..... VQ
- Grazie Seating ..... GB
- Hiatus Sleeper Bench ..... HN
- Hub Modular Lounge Seating ..... HN
- Impress Task Chairs ..... OM
- Impress Ultra Task Chairs ..... OM
- Jessa Lounge Seating ..... HN
- Jubilee Lounge Seating ..... VQ
- Katera Guest Chair ..... GB
- Kurv Benches ..... HN
- LaResta Day Beds ..... HN
- LimeLite ..... GB
- Lyra Lounge Seating ..... HN
- Maestro Stack Chairs ..... GB
- Matrix Stack Chairs ..... GB
- Medical & Laboratory Stools ..... OM
- MyPlace Lounge Seating ..... HN
- MyWay Seating ..... HN
- Oath Task Chairs and Stools ..... GB
- Opt4 ..... GB
- Pilot Task Chairs ..... OM
- Promenade Seating System ..... BW
- Ruckus ..... GB
- Sela Lounge Seating ..... HN
- Sift Task Chairs ..... GB
- Signia Task Chairs and Stools ..... OM
- Soltice Metal Collection ..... HN
- Soltice Multiple, Healthcare & Guest ..... HN
- Soltice II Healthcare Seating ..... HN
- Strive Multiple, Stack & Task ..... GB
- Sway ..... BW
- Tattoo ..... HN
- Torsion-on-the-Go! Nesting Chairs ..... GB
- Torsion Air Stack and Task Seating ..... GB
- Zoetry ..... HN

KI Manufacturing Sites - Customer's Own Material Shipment Manufacturing Site Addresses

BW
KI Bonduel
Attn: COM Storage
204 West South St.
Bonduel, WI 54107

HN
KI High Point
Attn: COM Storage
217 Feld Avenue
High Point, NC 27263

MN
KI Manitowoc
Attn: COM Storage
1400 S. 41st St.
Manitowoc, WI 54220

VQ
KI
Attn: COM Fabrics
6892 Marlin Circle
La Palma, CA 90623

GB
KI Green Bay
Attn: COM Storage
1687 Westminster Drive - Gate 3
Green Bay, WI 54302

KP
KI Pembroke
Attn: COM Storage
1000 Olympic Dr.
Pembroke, Ontario K8A6X7

OM
KI
Attn: COM Storage
1110 S. Mildred Ave.
Ontario, CA 91761

© 2022 Krueger International Inc. All Rights reserved. Code KI-FF-000059/KI/PDF/0822



Four-Leg Armless Chair with Glides (LL1100, LL1200)



Four-Leg Arm Chair with Glides (LL1111, LL1211)



Four-Leg Armless Chair with Casters (LL2100, LL2200)



Four-Leg Arm Chair with Casters (LL2111, LL2211)

Features				
Stackable	•	•	•	•
General Dimensions				
Seat width	18-1/4”	18-1/4”	18-1/4”	18-1/4”
Seat depth	17-1/2”	17-1/2”	17-1/2”	17-1/2”
Seat height (upholstered add 3/4”)	17-1/2”	17-1/2”	17-1/2”	17-1/2”
Clearance inside arms		20”		20”
Overall Dimensions				
Width	21-3/4’	23-1/2”	22-1/2”	23-1/2”
Depth	22-1/4”	22-1/4”	20”	20”
Height	33-1/4”	33-1/4”	33-1/4”	33-1/4”
Arms to floor		25-1/2”		25-1/2”
Stacking on Dolly				
Overall width	25-1/4”	25-1/4”		
Overall depth	39”	39”		
Quantity/Height - poly	15/61”	15/63”		
Quantity/Height - upholstered seat	8/51”	8/51”		
Stacking on Floor				
Overall Width	21-3/4”	23-1/2”	22-1/2”	23-1/2”
Overall Depth	29-3/4”	29-3/4”	27-1/2”	27-1/2”
Quantity/ Height - poly	7/43”	7/43”	7/43”	7/43”
Quantity/Height - upholstered seat	7/48”	7/48”	7/48”	7/48”



Four-Leg Armless Cafe Stool, 24” High (LL4100H24, LL4200H24)



Four-Leg Armless Cafe Stool, 30” High (LL4100H30, LL420H30)



Four-Leg Tablet Arm Chair with Glides (LL113R, LL113L, LL123R, LL123L)



Four-Leg Tablet Arm Chair with Casters (LL213R, LL213L, LL223R, LL223L)

Features				
Stackable			•	•
General Dimensions				
Seat width	18-1/4”	18-1/4”	18-1/4”	18-1/4”
Seat depth	17-1/2”	17-1/2”	17-1/2”	17-1/2”
Seat height (upholstered add 3/4”)	23-1/2”	29-1/2”	17-1/2”	17-1/2”
Clearance inside arms				20”
Tablet to backrest clearance			15”	15”
Overall Dimensions				
Width	20”	20-1/2”	23-3/4”	24-3/4”
Depth	20”	21-3/4”	28”	28”
Height	39-1/4”	45-1/4”	33-1/4”	33-1/4”
Arms to floor				25-1/2”
Tablet surface to floor			28-1/4”	28-1/4”
Stacking on Dolly				
Overall width				
Overall depth				
Quantity - poly				
Quantity - upholstered seat				
Stacking on Floor				
Overall Width			23-3/4”	23-3/4”
Overall Depth			32-1/2”	32-1/2”
Quantity/Height - poly			4/38”	4/38”
Quantity/Height - upholstered seat			4/43”	4/43”

INFORMATION

C.O.M. Testing and Production Requirements

Not all materials are suitable for upholstering this product. A 1 yd. x 54” sample must be submitted and approved prior to acceptance of an order. If the fabric is directional in pattern or weave, the direction must be indicated on the submitted sample, and additional yardage may be requested.

Test samples must be sent to:

KI
Attn: C.O.M. Specialist
1687 Westminster Drive - Gate 3
Green Bay, WI 54302

Fabric Disclaimer

Fabric will be applied as swatched by the fabric manufacturer. Fabric that is required to be applied differently than is swatched will need a Modified Product Request written specifying the direction the fabric is to be applied.

KI Color Match Program

KI offers the additional option of color matching paint, polypropylene, or wood stain through Product Modification Requests. Contact Customer Service for details.

Whatever you imagine, whatever you require, KI’s Color Match program lets you pick your color!

Color Match Process - Poly Seating Information can be found here.

INFORMATION

Warranty

Refer to KI Terms & Conditions document or visit ki.com



High-Density Armless Chair (LL7100, LL7200)



Armless High-Density Stool, 24" High (LLS200H24, LLS100H24)



Armless Hgh-Density Stool, 30" High (LLS100H30, LLS20H30)



Sled Base Armless Chair (LL3100, LL3200)



Sled Base Arm Chair (LL3111, LL3211)

Features					
Stackable	•	•	•	•	•
General Dimensions					
Seat width	18-1/4"	18-1/4"	18-1/4"	18-1/4"	18-1/4"
Seat depth	17-1/2"	17-1/2"	17-1/2"	17-1/2"	17-1/2"
Seat height (upholstered add 3/4")	17-1/2"	23-1/2"	29-1/2"	17-1/2"	17-1/2"
Tablet to backrest clearance					20"
Overall Dimensions					
Width	21-1/2"	20"	21-3/4"	24-3/4"	24-3/4"
Depth	20-3/4"	21"	23-1/4"	20"	20"
Height	33-1/4"	39-1/4"	45-1/4"	33-1/4"	33-1/4"
Tablet surface to floor					25-1/2"
Stacking on Dolly					
Overall width	23"	23-1/2"	23-1/2"	25-1/4"	25-1/4"
Overall depth	36"	38"	43"	39"	39"
Quantity/height - poly	25/71-1/2"	15/57"	15/63"	15/61"	15/63"
Quantity/height- upholstered seat	10/56-1/2"	8/52"	8/58"	8/51"	8/51"
Stacking on Floor					
Overall Width	21-1/2"	20"	21-3/4"	24-3/4"	24-3/4"
Overall Depth	28-1/4"	28-1/2"	30-3/4"	27-1/2"	27-1/2"
Quantity/height - poly	7/42"	7/48"	7/54"	7/43"	7/43"
Quantity/height - upholstered seat	7/47"	7/53"	7/59"	7/48"	7/48"



Armless Task Chair (LL5100, LL5200)



Arm Task Chair (LL5111, LL5211)



Change-Up Tablet Arm Task Chair (LL519R, LL519L, LL529R, LL529L)



Armless Task Stool (LL6100, LL6200)



Arm Task Stool (LL6111, LL6211)

General Dimensions					
Seat width	18-1/4"	18-1/4"	18-1/4"	18-1/4"	18-1/4"
Seat depth	17-1/2"	17-1/2"	17-1/2"	17-1/2"	17-1/2"
Seat height (upholstered add 3/4")	16-1/2" - 21-1/2"	16-1/2" - 21-1/2"	16-1/2" - 21-1/2"	22" - 32"	22" - 32"
Clearance inside arms		20"			20"
Overall Dimensions					
Width	28"	28"	28"	28"	28"
Depth	28"	28"	28"	28	28
Height	32-1/4" - 37-1/4"	32-1/4" - 37-1/4"	32-1/4" - 37-1/4"	37-3/4" - 47-3/4"	37-3/4" - 47-3/4"
Arms/tablet surface to floor		24-1/2" - 29-1/2"	28" - 33"		30" - 40"
Footring to floor				12-1/2" - 17-1/2"	12-1/2" - 17-1/2"



Dolly for Four-Leg and Sled Base Chairs, All-Poly (LLDTF)



Dolly for High-Density Chairs, All-Poly (LLDHD)



Dolly for High-Density Stools, All-Poly or with Upholstery (LLDHDS)



Dolly for High-Density, Four-Leg or Sled Base Chairs with Upholstery (LLDCU)

Overall Dimensions				
Width	25-1/4"	23"	23-1/2"	25-1/4"
Depth	30-3/4"	30"	30"	30"
Height	15-1/4"	15-1/4"	18"	13"

LimeLite 4-Leg Glide Stack Chairs



Poly Seat
Armless Chair
LL1100



Upholstered Seat
Armless Chair
LL1200



Poly Seat
Armchair
LL1111



Upholstered Seat
Armchair
LL1211



Poly Seat
Flip-Up Tablet Armchair RH
LL113R



Poly Seat
Flip-Up Tablet Armchair LH
LL113L



Upholstered Seat
Flip-Up Tablet Armchair RH
LL123R



Upholstered Seat
Flip-Up Tablet Armchair LH
LL123L

LimeLite 4-Leg Caster Stack Chairs

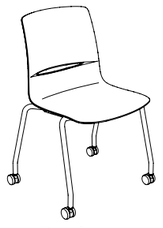

Poly Seat
Armless Chair
LL2100



Upholstered Seat
Armless Chair
LL2200



Poly Seat
Armchair
LL2111



Upholstered Seat
Armchair
LL2211



Poly Seat
Flip-Up Tablet Armchair RH
LL213R

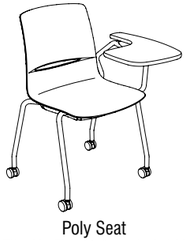

Poly Seat
Flip-Up Tablet Armchair LH
LL213L



Upholstered Seat
Flip-Up Tablet Armchair RH
LL223R

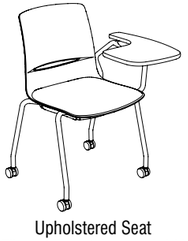

Upholstered Seat
Flip-Up Tablet Armchair LH
LL223L

LimeLite Sled-Base Stack Chairs



Poly Seat
Armless Chair
LL3100



Upholstered Seat
Armless Chair
LL3200



Poly Seat
Armchair
LL3111



Upholstred Seat
Armchair
LL3211

LimeLite Café Stools (armless/non-stacking)



24”
Poly Seat
LL4100/24



30”
Poly Seat
LL4100/30



24”
Upholstered Seat
LL4200/24



30”
Upholstered Seat
LL4200/30

LimeLite Task Chair



Poly Seat
Armless Chair
LL5100



Upholstered Seat
Armless Chair
LL5200



Poly Seat
Armchair
LL5111



Upholstered Seat
Armchair
LL5211



Poly Seat
Change-Up Tablet Armchair RH
LL519R



Poly Seat
Change-Up Tablet Armchair LH
LL519L



Upholstered Seat
Change-Up Tablet Armchair RH
LL529R



Upholstered Seat
Change-Up Tablet Armchair LH
LL529L

LimeLite Task Stool



Poly Seat
Armless Stool
LL6100



Upholstered Seat
Armless Stool
LL6200



Poly Seat
Armstool
LL6111



Upholstered Seat
Armstool
LL6211

LimeLite Sled-Base High-Density Stack Chair



Poly Seat
LL7100



Upholstered Seat
LL7200

LimeLite Sled-Base High-Density Stack Stools



24”
Poly Seat
LLS100/24



30”
Poly Seat
LLS100/30



24”
Upholstered Seat
LLS200/24



30”
Upholstered Seat
LLS200/30

TECHNICAL SPECIFICATIONS

One-Piece Seat Shell

The seat and backrest are integrated into a single shell that is injection-molded in polypropylene, reinforced with glass fiber. The shell is ergonomically contoured and features a passive flex back movement for superior comfort.

Upholstered Seat (optional)

Molded urethane foam is attached to an injection-molded polypropylene seat board, then is upholstered using a draw-string process. The assembled seat pad is attached to the seat by means of hidden fasteners. Seat foam is nominal $^{3}/_{4}$” thickness.

Stack Chairs

Frames

Legs are made from $^{7}/_{8}$” O.D. by 13-gauge tubular steel. A single ring of $^{1}/_{2}$” diameter steel wire forms the crossmember. All joints are welded.

Frame Finishes

Frames are finished in either baked-on electrostatically-applied epoxy powder-coat paint, or bright nickel-chrome plating. Powder-coat paint may be specified in 30-degree gloss or select colors in a textured (matte) finish.

Armrests (optional)

When equiped with armrests, the support structure is a continuation of the rear leg, finished to match the frame color. The armrests are injection-molded glass-reinforced nylon with an internal structure of $^{3}/_{8}$” diameter steel wire and are press-fit into the support tube. Armrest color matches the frame finish, (except chrome, hammertone, and metallic finishes; which match the shell poly color).

Glides

4-Leg Chairs

Three glide options are available; felt, plastic, and steel. A black nylon swivel glide body is press-fit into the end of the leg tube. Glide caps (felt, plastic, or steel) are snap-fit onto the glide body. These are field-replaceable and interchangeable.

Tubular Sled Base Chairs

In addition to “no glide”, four glide options are available; non-skid, felt, plastic, and steel. A clear polycarbonate glide body is attached to the sled tube with a screw. Glide caps (non-skid, felt, plastic, or steel) have a black plastic structure and snap-fit onto the glide body. These are field-replaceable and interchangeable.

Casters

4-leg chairs may be ordered with dual surface casters, suitable for carpet or hard floors. Casters are 50 mm diameter, double-wheel, made of high-impact thermoplastic with softer elastomer over-molded on the wheel surfaces. Casters are available in Black, Warm Grey, or Cottonwood. (Cottonwood casters have Warm Grey elastomer on the surface that contacts the floor. All others are monochrome.)

Transport Dolly

Frame construction is welded tubular steel with black powder-coated finish and 5” wheels (two swivel and two fixed). The dolly fits 4-leg or sled base chairs and has a capacity of fifteen poly chairs or eight upholstered.

Stack Chairs (cont.)

Flip-Up Tablet Arm
The tablet support loop is a continuation of the rear leg and is available in left- or right-handed models. A formed steel hinge is welded to the top of the support structure and secured with screws to the underside of the writing surface. Writing surface is 9 1/2" x 20 3/4" x 12 1/2" plywood core of 5/8" thick, 11-ply hardwood, surfaced with .030" high-pressure laminate top and plain backer undersurface. Edges are lacquered and sealed.

Café Stools (non-stacking)

Frames
Legs are made from 3/4" O.D. by 13-gauge tubular steel. A single ring of 1/2" diameter steel wire forms the crossmember. The footring is formed of 1/2" diameter steel wire. All joints are welded. 4-leg cafe stools are available in 24" or 30" seat heights.

Frame Finishes
Frames are finished in either baked-on electrostatically-applied 30-degree gloss epoxy powder-coat paint, or bright nickel-chrome plating. Powder-coat paint may be specified in 30-degree gloss or select colors in a textured (matte) finish.

Glides (optional)
Three glide options are available; felt, plastic, and steel. A black nylon swivel glide body is press-fit into the end of the leg tube. Glide caps (felt, plastic, or steel) are snap-fit onto the glide body. These are field-replaceable and interchangeable.

Task Chairs & Stools

Under-Seat Structure
Support structure is a die-drawn 12-gauge steel plate. Structure is finished with baked-on electrostatically-applied epoxy powder-coat paint.

Armrests (optional)
When equipped with armrests, a support structure of 7/8" O.D. by 13-gauge tubular steel is welded directly to the seat structure plate. The armrests are injection-molded glass-reinforced nylon with an internal structure of 3/8" diameter steel wire and are press-fit into the support tube. Armrest color matches the structure's finish, (except hammertone and metallic finishes, which match the shell poly color).

Base
The base is a 27" injection-molded glass-reinforced nylon 5-blade base. A single paddle under the seat operates the height-adjusting pneumatic cylinder. An optional die-cast aluminum 5-blade base is also available on both chairs and stools. The aluminum base is available in polished aluminum or selected paint colors. Finish is baked-on elctrostatically-applied epoxy powder-coat paint and may be specified in 30-degree gloss or textured (matte) finish. Cylinders are available in Black, Warm Grey, or Cottonwood. Nominal seat height range is 16 1/2" to 21 1/2" for chairs, and 22" to 32" for stools.

Casters
Task chairs and stools are equipped with dual surface casters, suitable for carpet or hard floors. Casters are 60 mm diameter, double-wheel, made of high-impact thermoplastic with softer elastomer over-molded on the wheel surfaces. Casters are available in Black, Warm Grey, or Cottonwood. (Cottonwood casters have Warm Grey elastomer on the surface that contacts the floor. All others are monochrome.)

Foot Ring
Task stools are equipped with an adjustable-height foot ring. The foot ring has a die-cast aluminum hub and spokes (black with a polished top surface), and a 20" diameter chrome-plated tubular steel ring.

Task Chairs & Stools (cont.)

ChangeUp™ Tablet Arm
ChangeUp tablet support is integral to the chair frame and consists of a 7/8" diameter solid steel rod welded to the front and rear support tubes. A three-piece molded plastic armrest is included and attached to the chair frame using a #10 x 2 1/2" Phillips pan head tapping screw.

The tablet mechanism consists of a die-cast aluminum housing, upper and lower plastic bearings, and 11-gauge steel clamp and tablet board support plates. The tablet mechanism is clamped onto the chair frame over two plastic bushing halves and a 5/16" diameter by 1 3/4" hardened steel pin with a die-cast aluminum cap secured with two 1/4-20 x 3/4" button socket head cap screws. The pin creates a solid 90° up/down pivot stop and the bushings provide a smooth, quiet operation. In the use position, the tablet mechanism rotates outward from the chair back an additional 20° and permits approximately 3 1/2" of adjustment for ingress/egress without stowing the tablet.

The tablet worksurface is 21" wide by 13 1/2" deep (235 square inches) is secured to the tablet board support plate with twelve #12 x 5/8" Phillips flat head tapping screws. The tablet board is made of 18 mm Baltic Birch plywood with .040" high-pressure laminate top surface and .02" thick phenolic backer surface for an overall board thickness of approximately 3/4". Edges are lacquered with a clear finish and sealed. The factory installed tablet assembly is not field installable and may not be removed.

Compliance
Support frame, mechanism, and worksurface passes KI's internal testing for 250-pound weight capacity.

High-Density Stack Chairs & Stools

Sled-Base Wire Frames
Sled-base wire frames are made of 7/16" diameter solid steel rod with all joints welded. Stool frames also have a footrest made of 1/2" diameter solid steel rod. Stools are available in 24" or 30" seat heights.

Frame Finishes
Frames are finished in either bright nickel-chrome plating or baked-on electrostatically-applied gloss epoxy powder-coat paint. Powder-coat paint may be specified in 30-degree gloss or select colors in a textured (matte) finish.

Glides
In addition to "no glide", ganging glides and non-ganging glides are available. Four non-ganging glide options are available; non-skid, felt, plastic, and steel. A clear polycarbonate glide body snaps onto the wire frame and is held in location with ribs that nest into slots that are pressed into the wire frame. Glide caps (non-skid, felt, plastic, or steel) have a black plastic structure and snap-fit onto the glide body. These are field-replaceable and interchangeable.

Ganging glides snap onto the wire frame and are held in location with ribs that nest into slots that are pressed into the wire frame. Ganging glides (2-male and 2-female) slide together, allowing multiple chairs to be connected in a line. Ganging glides are either clear polycarbonate, or clear polycarbonate with a steel floor-contact insert.

Transport Dolly
Frame construction is welded tubular steel with black powder-coated finish and 5" wheels (two swivel and two fixed). The dolly has a capacity of twenty-five poly chairs, ten upholstered chairs, or fifteen poly stools.

DIMENSIONS

LimeLite 4-Leg Glide Stack Chair - Armchair - (model LL1111 shown)

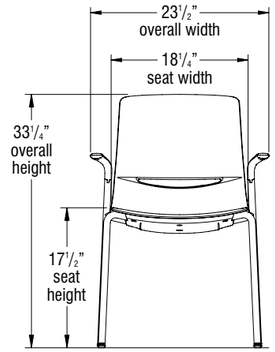

(front view)

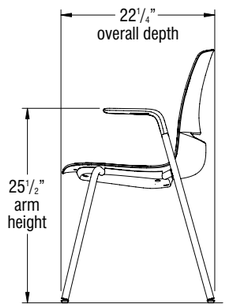

(side view)

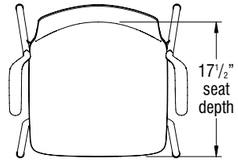

(top view)

LimeLite 4-Leg Glide Stack Chair - Flip-Up Tablet Armchair - (model LL113R shown)

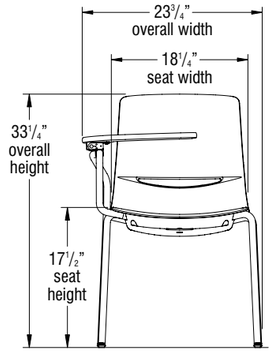

(front view)

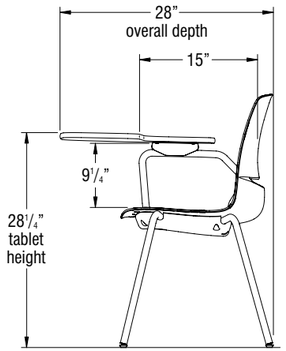

(side view)

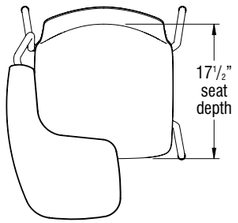

(top view)

LimeLite 4-Leg Caster Stack Chair - Flip-Up Tablet Armchair - (model LL213R shown)

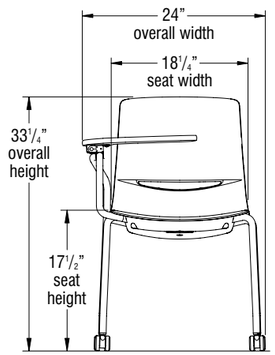

(front view)

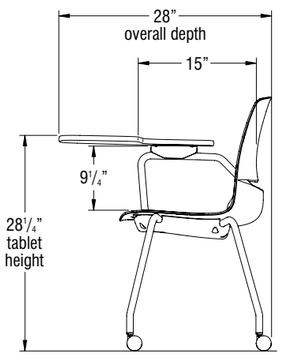

(side view)

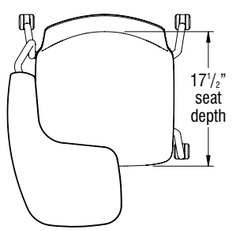

(top view)

DIMENSIONS

LimeLite 4-Leg Caster Stack Chair - Poly Arm Chair - (model LL2111 shown)

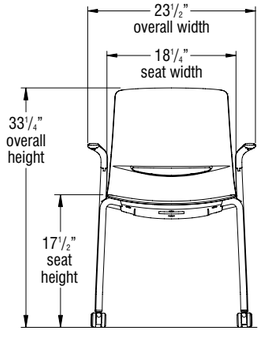

(front view)

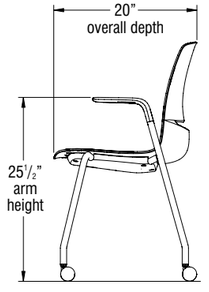

(side view)

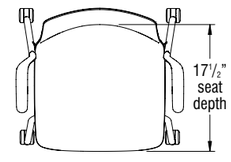

(top view)

LimeLite Task Chair - Armchair - (model LL5111shown)

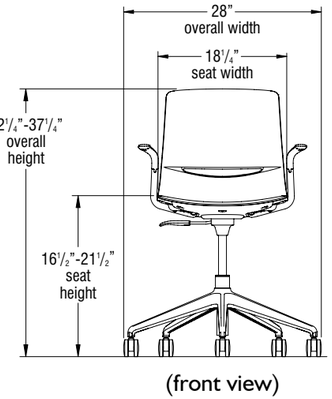

(front view)

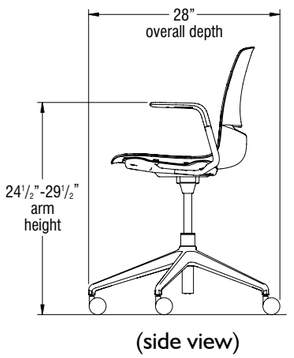

(side view)

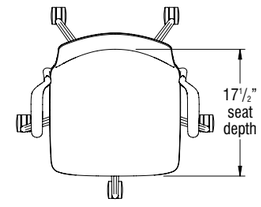

(top view)

LimeLite Task Stool - Armstool - (model LL6111 shown)

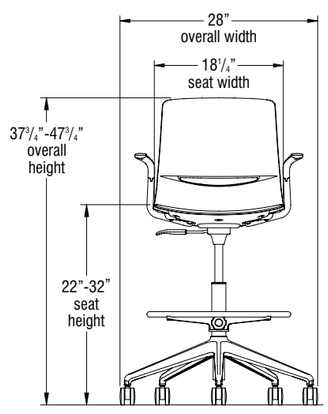

(front view)

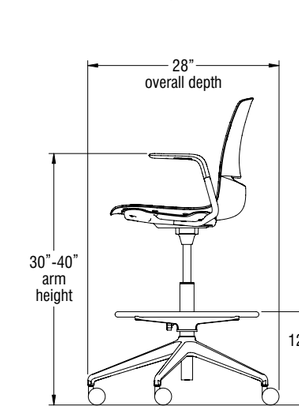

(side view)

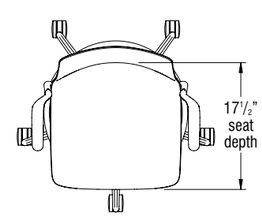

(top view)

DIMENSIONS

LimeLite Task Chair - ChangeUp Tablet Armchair - (model LL519R shown)

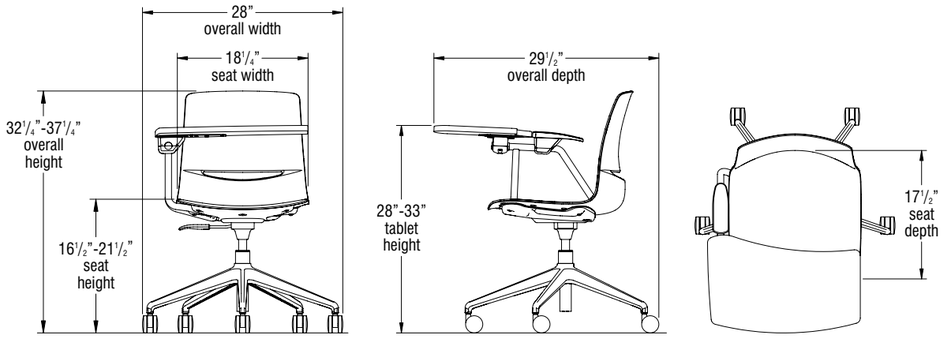

(front view) (side view) (top view)

ChangeUp Tablet Arm

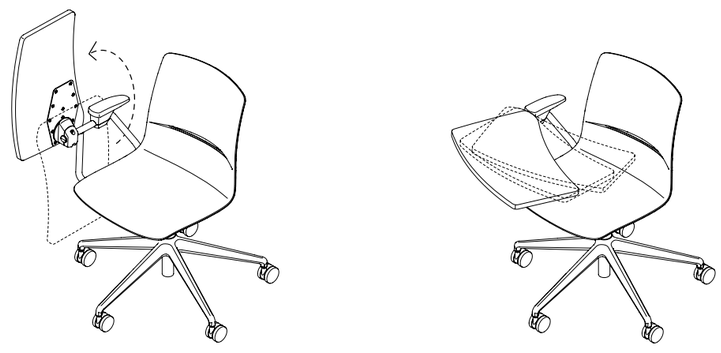

(side view)

(top view)

DIMENSIONS

LimeLite 24" Café Stool (armless/non-stacking) - (model LL4100/24 shown)

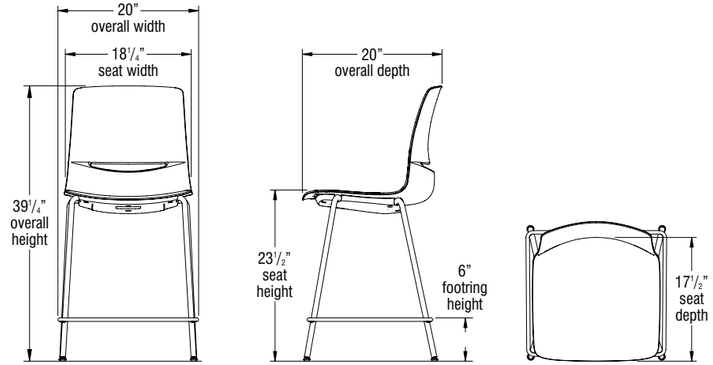

(front view) (side view) (top view)

LimeLite 30" Café Stools (armless/non-stacking) - (model LL4100/30 shown)

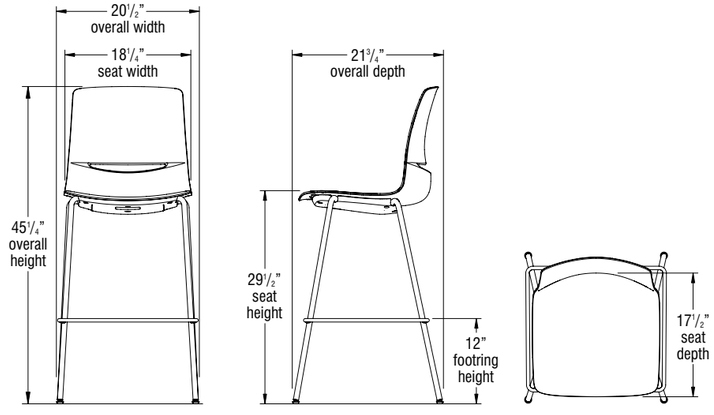

(front view) (side view) (top view)

LimeLite Sled-Base Stack Chair - Armchair - (model LL3111 shown)

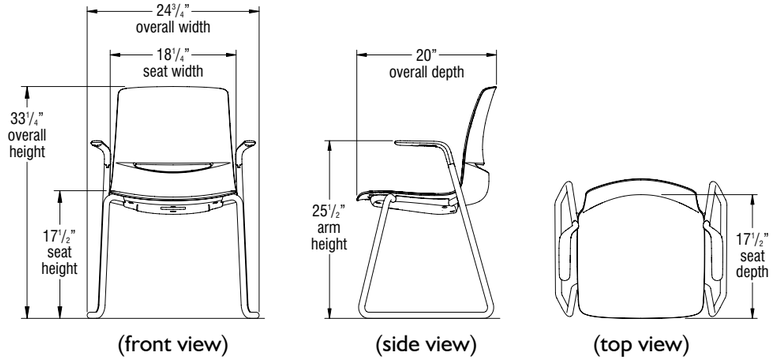

(front view) (side view) (top view)

LimeLite™
General Information

LimeLite 24” Sled-Base High-Density Stack Stool - Armless - (model LLS100/24 shown)

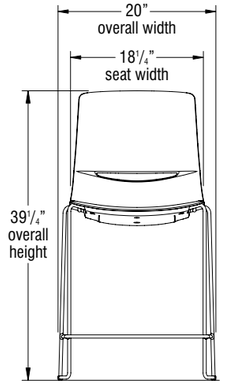

(front view)

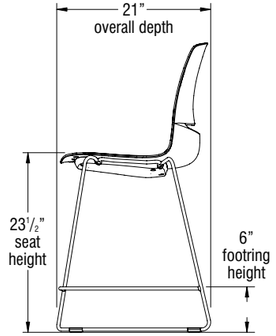

(side view)

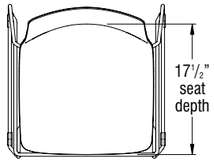

(top view)

LimeLite 30” Sled-Base High-Density Stack Stool - Armless - (model LLS100/30 shown)

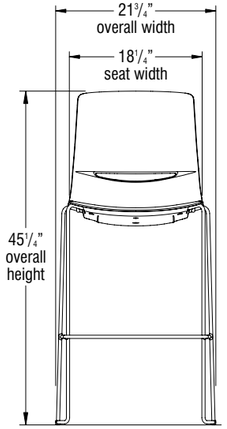

(front view)

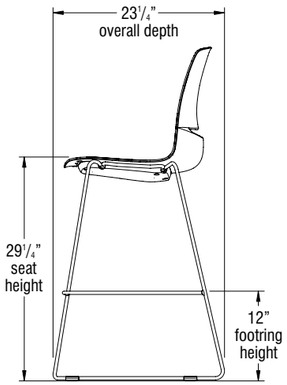

(side view)

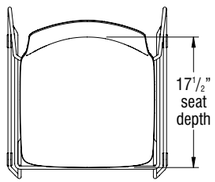

(top view)

LimeLite Sled-Base High-Density Stack Chair - Armless - (model LL7100 shown)

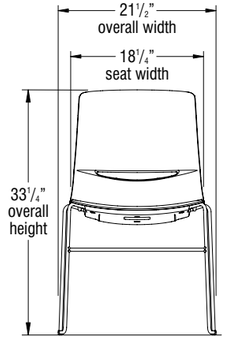

(front view)

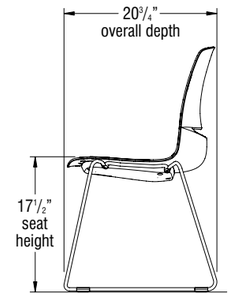

(side view)

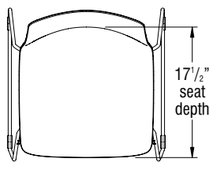

(top view)

LimeLite™
Product Color Options

Stack Seating Frame/Armrest or Task Seating Armrest/ Height Adjust Lever Color

Black	BL
Blue Grey	GR
Bronze Metallic	ZM
Cayenne	CY
Champagne Metallic	CM
Cool Grey	CG
Cottonwood	CO
Earthen Clay	EY
Espresso Metallic	EX
Everglade Shade	EV
Flannel	FN
Glitz Metallic	GZ
Hazy Jade	HJ
Honey Bee	HY
Light Tone	LG
Mardi Gras	MG
Misty Brown	MY
Nemo	NE
Nordic	ND
Poppy Red	PR
Purple Haze	PH
Rubber Ducky	RK
Sand	SA
Sky Blue	SK
Starlight Silver Metallic	SX
Surf's Up	SP
Twilight Shadow	TI
Ultra Blue	UB
Warm Grey	WG
Zesty Lime	ZL
Black Textured (Matte)	BLT
Cottonwood Textured (Matte)	COT
Cool Grey Textured (Matte)	CGT
Flannel Textured (Matte)	FNT
Warm Grey Textured (Matte)	WGT

On Stack Seating, armrest matches frame finish except for chrome, metallic, or hammertone, then arm matches poly pick.

On Task Seating, Armrest/Height Adjust Lever color applies to height adjust lever and seat shroud. If metallic or hammertone colors are selected, then arm matches poly pick.

NOTE: Chrome is not available on Task Seating.

Poly Color - Shell

Black	PBL
Blue Grey	PGR
Cayenne	PCY
Cool Grey	PCG
Cottonwood	PCO
Earthen Clay	PEY
Everglade Shade	PEV
Flannel	PFN
Hazy Jade	PHJ
Honey Bee	PHY
Light Tone	PLG
Mardi Gras	PMG
Misty Brown	PMY
Nemo	PNE
Nordic	PND
Poppy Red	PPR
Purple Haze	PPH
Rubber Ducky	PRK
Sand	PSA
Sky Blue	PSK
Surf's Up	PSP
Twilight Shadow	PTI
Ultra Blue	PUB
Warm Grey	PWG
Zesty Lime	PZL

Shroud: Non-tablet arm seat shroud matches poly pick. Tablet arm seat shrouds are black only.

Tablet Arm Color - Laminate

Belair	LBQ
Biltmore Cherry	LBT
Black	LBK
Brighton Walnut	LBW
Canyon Zephyr	LCA
Castle Oak	LCO
Casual Linen	LCU
Cherry Storm	LCX
Classic Linen	LCI
Cloud Zephyr	LCL
Cocobala	LCC
Crisp Linen	LRI
Desert Zephyr	LDZ
Dove Grey	LDG
Fired Steel	LIL
Flax Linen	LXF
Florence Walnut	LFC
Forged Steel	LOL
Friston Ash	LFH
Frosty White	LFW
Graphite Nebula	LGN
Grey	LGE
High Rise	LHE
Hollyberry	LHY
Irish Linen	LIH
Island	LID
Italian Silver Ash	LIT
Kensington Maple	LKM
Lapis Blue	LLB
Markerboard White	LMK
Misted Zephyr	LMR
Monticello Maple	LMT
Nickel Evolv	LNV
North Sea	LNA
Ocean	LON
Pearl Bisque	LPB
Pearl Silver	LPS
Pressed Linen	LPR
River Cherry	LRY
Rugged Linen	LRG
Satin Stainless	LSS
Shadow Zephyr	LSR
Silicon evolv	LSV
Sterling Ash	LAZ
Tailored Linen	LTL
Titanium evolv	LTV
White Nebula	LWL
White Sand	LWN
Windsor Mahogany	LWY

Five-Star Task Base Color

Black	BBL
Cottonwood	BCO
Warm Grey	BWG
Polished Aluminum	BPA
Black Textured (Matte)	BBLT
Cottonwood Textured (Matte)	BCOT
Warm Grey Textured (Matte)	BWGT

When base is Black, Cottonwood, or Warm Grey, casters/cylinders match. When base is Polished Aluminum, a caster/cylinder color must be selected.

Dual Surface Caster Color

Black	UCBL
Cottonwood	UCCO
Warm Grey	UCWG

LimeLite™ Stack Seating
Stack Seating

LimeLite™ Stack Seating
Stack Seating

	MODEL	Features	MODEL NUMBER: Basic Model	Fire Code	Shell Color	Frame/ Armrest Finish*	Caster Color	Glide Option	Upholstery Color	Approx. Packaged Weight	Delivered Pricing	Delivered Pricing Fabric Grade 1 & C.O.M.	Delivered Pricing Fabric Grade 2	Delivered Pricing Fabric Grade 3 & Group 2V Vinyl	Delivered Pricing Pallas Fabric Group P0	Delivered Pricing Pallas Fabric Group P1	Delivered Pricing Pallas Fabric Group P2	Delivered Pricing Pallas Fabric Group P3
	**Four-Leg Armless Chair with Glides** • One-piece shell • Passive Flex • Expansive color options • Large family • 400 pound approved • Stacking	Poly Seat/Back	LL1100	NFR	□□	□□		□□□		21.3#	$ 260							
		Uph Seat/Poly Back	LL1200	NFR	□□	□□		□□□	□□□□□	23.3#	N/A	463	470	484	472	521	541	563
LL11																		
LL12																		
	**Four-Leg Armless Chair with Casters** • One-piece shell • Passive Flex • Expansive color options • Large family • 400 pound approved • Dual surface casters • Stacking on floor only	Poly Seat/Back	LL2100	NFR	□□	□□	□□□			22.3#	$ 309							
		Uph Seat/Poly Back	LL2200	NFR	□□	□□	□□□		□□□□□	24.3#	N/A	513	519	534	522	570	591	612
LL21																		
LL22																		
			Ⓐ	Ⓑ	Ⓒ	Ⓓ	Ⓔ	Ⓕ	Ⓖ									

HOW TO ORDER

Indicate the following information on order form:
1. Quantity of each item.
2. Model number, including options. See “How To Build a Model Number”.
3. Any special service required.

Note: • The □ indicates that a choice is required.
- The absence of the □ indicates that no choice is required.
- Alpha-numeric characters in place of □ indicate that no other alternatives are available.

HOW TO BUILD A MODEL NUMBER

Ⓐ Select basic model.

Ⓑ Select fire code.

NFR	- Compliance to TB 117-2013

Ⓒ Select shell color.
Refer to the **Product Color Options** page in this price list.

Ⓓ Select frame/armrest color.
Refer to the **Product Color Options** page in this price list.

Ⓔ Select caster color.

UCBL	- Black
UCCO	- Cottonwood; add $27
UCWG	- Warm Grey; add $27

Ⓕ Select glide option.

GFT	- Felt glides
GPL	- Plastic glides
GSL	- Steel glides

Ⓖ Select upholstery grade/color.
Refer to **ki.com/fabrics**

SPECIAL SERVICES

Special Carton Marking

With specially marked information	N/C

Shipping

Ships **assembled, FOB Green Bay, WI 54302, freight prepaid.** Freight class 125.

Specifications and prices are subject to change without prior notice.

LimeLite™ Stack Seating
Stack Seating

LimeLite™ Stack Seating
Stack Seating

	MODEL	Features	MODEL NUMBER: Basic Model	Fire Code	Shell Color	Frame/ Armrest Finish*	Caster Color	Glide Option	Upholstery Color	Approx. Packaged Weight	Delivered Pricing	Delivered Pricing Fabric Grade 1 & C.O.M.	Delivered Pricing Fabric Grade 2	Delivered Pricing Fabric Grade 3 & Group 2V Vinyl	Delivered Pricing Pallas Fabric Group P0	Delivered Pricing Pallas Fabric Group P1	Delivered Pricing Pallas Fabric Group P2	Delivered Pricing Pallas Fabric Group P3
 LL11 LL12	**Four-Leg Arm Chair with Glides** • One-piece shell • Passive Flex • Expansive color options • Large family • 400 pound approved • Stacking • Armrest matches frame finish except for chrome, metallic or hammertone, then the arm matches poly pick.	Poly Seat/Back	LL1111	NFR	□□	□□		□□□		24.0#	$ 338							
		Uph Seat/Poly Back	LL1211	NFR	□□	□□		□□□	□□□□□	26.0#	N/A	542	549	563	551	599	620	642
 LL21 LL22	**Four-Leg Arm Chair with Casters** • One-piece shell • Passive Flex • Expansive color options • Large family • 400 pound approved • Dual surface casters • Stacking on floor only • Armrest matches frame finish except for chrome, metallic or hammertone, then the arm matches poly pick.	Poly Seat/Back	LL2111	NFR	□□	□□	□□□			25.0#	$ 388							
		Uph Seat/Poly Back	LL2211	NFR	□□	□□	□□□		□□□□□	27.0#	N/A	591	597	611	599	648	669	690
			Ⓐ	Ⓑ	Ⓒ	Ⓓ	Ⓔ	Ⓕ	Ⓖ									

HOW TO ORDER

Indicate the following information on order form:
1. Quantity of each item.
2. Model number, including options. See “How To Build a Model Number”.
3. Any special service required.

Note: • The □ indicates that a choice is required.
- The absence of the □ indicates that no choice is required.
- Alpha-numeric characters in place of □ indicate that no other alternatives are available.

HOW TO BUILD A MODEL NUMBER

Ⓐ Select basic model.

Ⓑ Select fire code.

NFR	- Compliance to TB 117-2013

Ⓒ Select shell color.
Refer to the **Product Color Options** page in this price list.

Ⓓ Select frame/armrest color.
Refer to the **Product Color Options** page in this price list.
*See NOTE.

Ⓔ Select caster color.

UCBL	- Black
UCCO	- Cottonwood; add $27
UCWG	- Warm Grey; add $27

Ⓕ Select glide option.

GFT	- Felt glides
GPL	- Plastic glides
GSL	- Steel glides

Ⓖ Select upholstery grade/color.
Refer to **ki.com/fabrics**

NOTE

*Armrest matches frame finish except for chrome, metallic or hammertone, then arm matches poly pick.

SPECIAL SERVICES

Special Carton Marking

With specially marked information	N/C

Shipping

Ships **assembled, FOB Green Bay, WI 54302, freight prepaid.** Freight class 125.

Specifications and prices are subject to change without prior notice.

LimeLite™ Seating
Stack Seating

LimeLite™ Seating
Stack Seating

	MODEL	Features	MODEL NUMBER: Basic Model	Fire Code	Shell Color	Frame/ Armrest Finish*	Caster Color	Glide Option	Tablet Arm Color	Upholstery Color	Approx. Packaged Weight	Delivered Pricing	Delivered Pricing Fabric Grade 1 & C.O.M.	Delivered Pricing Fabric Grade 2	Delivered Pricing Fabric Grade 3 & Group 2V Vinyl	Delivered Pricing Pallas Fabric Group P0	Delivered Pricing Pallas Fabric Group P1	Delivered Pricing Pallas Fabric Group P2	Delivered Pricing Pallas Fabric Group P3
 LL11 LL12	**Four-Leg Tablet Arm Chair with Glides** • One-piece shell • Passive Flex • Expansive color options • Large family • Flip-up tablet stacks 4 high • 400 pound approved • Stacking on floor only • Armrest matches frame finish except for chrome, metallic or hammertone, then the arm matches poly pick.	Poly Seat/Back, RH	LL113R	NFR	□□	□□		□□□	□□□		29.0#	$ 463							
		Poly Seat/Back, LH	LL113L	NFR	□□	□□		□□□	□□□		29.0#	463							
		Uph Seat/Poly Back, RH	LL123R	NFR	□□	□□		□□□	□□□	□□□□□	31.0#	N/A	705	712	726	714	762	783	805
		Uph Seat/Poly Back, LH	LL123L	NFR	□□	□□		□□□	□□□	□□□□□	31.0#	N/A	705	712	726	714	762	783	805
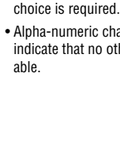 LL21 LL22	**Four-Leg Tablet Arm Chair with Casters** • One-piece shell • Passive Flex • Expansive color options • Large family • Flip-up tablet stacks 4 high • 400 pound approved • Dual surface caster • Stacking on floor only • Armrest matches frame finish except for chrome, metallic or hammertone, then the arm matches poly pick.	Poly Seat/Back, RH	LL213R	NFR	□□	□□	□□□		□□□		29.2#	$ 551							
		Poly Seat/Back, LH	LL213L	NFR	□□	□□	□□□		□□□		29.2#	551							
		Uph Seat/Poly Back, RH	LL223R	NFR	□□	□□	□□□		□□□	□□□□□	31.2#	N/A	754	760	774	762	811	832	853
		Uph Seat/Poly Back, LH	LL223L	NFR	□□	□□	□□□		□□□	□□□□□	31.2#	N/A	754	760	774	762	811	832	853
			Ⓐ	Ⓑ	Ⓒ	Ⓓ	Ⓔ	Ⓕ	Ⓖ	Ⓗ									

HOW TO ORDER

Indicate the following information on order form:
1. Quantity of each item.
2. Model number, including options. See “How To Build a Model Number”.
3. Any special service required.

Note: • The □ indicates that a choice is required.
• The absence of the □ indicates that no choice is required.
• Alpha-numeric characters in place of □ indicate that no other alternatives are available.

HOW TO BUILD A MODEL NUMBER

Ⓐ Select basic model.

Ⓑ Select fire code.

NFR	- Compliance to TB 117-2013

Ⓒ Select shell color.
Refer to the **Product Color Options** page in this price list.

Ⓓ Select frame/armrest color.
Refer to the **Product Color Options** page in this price list.

Ⓔ Select caster color.

UCBL	- Black
UCCO	- Cottonwood; add $27
UCWG	- Warm Grey; add $27

Ⓕ Select glide option.

GFT	- Felt glides
GPL	- Plastic glides
GSL	- Steel glides

Ⓖ Select tablet arm color.
Refer to the **Product Color Options** page in this price list.

Ⓗ Select upholstery grade/color.
Refer to **ki.com/fabrics**

SPECIAL SERVICES

Special Carton Marking

With specially marked information	N/C

Shipping

Ships **assembled, FOB Green Bay, WI 54302, freight prepaid.** Freight class 125.

Specifications and prices are subject to change without prior notice.

LimeLite™ Stack Seating
Stack Seating

LimeLite™ Stack Seating
Stack Seating

	MODEL	Features	MODEL NUMBER: Basic Model	Fire Code	Shell Color	Frame/ Armrest Finish*	Glide Option	Upholstery Color	Approx. Packaged Weight	Delivered Pricing	Delivered Pricing Fabric Grade 1 & C.O.M.	Delivered Pricing Fabric Grade 2	Delivered Pricing Fabric Grade 3 & Group 2V Vinyl	Delivered Pricing Pallas Fabric Group P0	Delivered Pricing Pallas Fabric Group P1	Delivered Pricing Pallas Fabric Group P2	Delivered Pricing Pallas Fabric Group P3
	**Sled Base Armless Chair** • One-piece shell • Passive Flex • Expansive color options • Large family • 400 pound approved • Stacking	Poly Seat/Back	LL3100	NFR	□□	□□	□□□		24.3#	$ 295							
		Uph Seat/Poly Back	LL3200	NFR	□□	□□	□□□	□□□□□	26.3#	N/A	499	505	519	508	556	577	598
LL31 LL32																	
	**Sled Base Arm Chair** • One-piece shell • Passive Flex • Expansive color options • Large family • 400 pound approved • Stacking • Armrest matches frame finish except for chrome, metallic or hammertone, then the arm matches poly pick.	Poly Seat/Back	LL3111	NFR	□□	□□	□□□		27.0#	$ 374							
		Uph Seat/Poly Back	LL3211	NFR	□□	□□	□□□	□□□□□	29.0#	N/A	578	584	598	586	635	656	677
LL31 LL32																	
			Ⓐ	Ⓑ	Ⓒ	Ⓓ	Ⓔ	Ⓕ									

HOW TO ORDER

Indicate the following information on order form:
1. Quantity of each item.
2. Model number, including options. See “How To Build a Model Number”.
3. Any special service required.

Note: • The □ indicates that a choice is required.
- The absence of the □ indicates that no choice is required.
- Alpha-numeric characters in place of □ indicate that no other alternatives are available.

HOW TO BUILD A MODEL NUMBER

Ⓐ Select basic model.

Ⓑ Select fire code.

NFR	- Compliance to TB 117-2013

Ⓒ Select shell color.
Refer to the **Product Color Options** page in this price list.

Ⓓ Select frame/armrest color.
Refer to the **Product Color Options** page in this price list.
*See NOTE.

Ⓔ Select glide option.

GFT	- Felt glides
GNG	- No glides
GNS	- Non-skid glides
GPL	- Plastic glides
GSL	- Steel glides

Ⓕ Select upholstery grade/color.
Refer to **ki.com/fabrics**

NOTE

*Armrest matches frame finish except for chrome, metallic or hammertone, then arm matches poly pick.

SPECIAL SERVICES

Special Carton Marking

With specially marked information	N/C

Shipping

Ships **assembled, FOB Green Bay, WI 54302, freight prepaid.** Freight class 125.

Specifications and prices are subject to change without prior notice.

LimeLite™ Stack Seating
Stack Seating

LimeLite™ Stack Seating
Stack Seating

	MODEL	Features	MODEL NUMBER: Basic Model	Fire Code	Shell Color	Frame/ Armrest Finish*	Glide Option	Upholstery Color	Approx. Packaged Weight	Delivered Pricing	Delivered Pricing Fabric Grade 1 & C.O.M.	Delivered Pricing Fabric Grade 2	Delivered Pricing Fabric Grade 3 & Group 2V Vinyl	Delivered Pricing Pallas Fabric Group P0	Delivered Pricing Pallas Fabric Group P1	Delivered Pricing Pallas Fabric Group P2	Delivered Pricing Pallas Fabric Group P3
	**Four-Leg Armless Cafe Stool, 24" High** • One-piece shell • Passive Flex • Expansive color options • Large family • 400 pound approved • Non-stacking	Poly Seat/Back	LL4100H24	NFR	□□	□□	□□□		30.0#	$ 388							
		Uph Seat/Poly Back	LL4200H24	NFR	□□	□□	□□□	□□□□□	32.0#	N/A	591	597	611	599	648	669	690
LL41																	
LL42																	
	**Four-Leg Armless Cafe Stool, 30" High** • One-piece shell • Passive Flex • Expansive color options • Large family • 400 pound approved • Non-stacking	Poly Seat/Back	LL4100H30	NFR	□□	□□	□□□		31.2#	$ 388							
		Uph Seat/Poly Back	LL4200H30	NFR	□□	□□	□□□	□□□□□	33.2#	N/A	591	597	611	599	648	669	690
LL41																	
LL42																	

Ⓐ Ⓑ Ⓒ Ⓓ Ⓔ Ⓕ

HOW TO ORDER

Indicate the following information on order form:
1. Quantity of each item.
2. Model number, including options. See "How To Build a Model Number".
3. Any special service required.

Note: • The □ indicates that a choice is required.
- The absence of the □ indicates that no choice is required.
- Alpha-numeric characters in place of □ indicate that no other alternatives are available.

HOW TO BUILD A MODEL NUMBER

Ⓐ Select basic model.

Ⓑ Select fire code.

NFR	- Compliance to TB 117-2013

Ⓒ Select shell color.
Refer to the **Product Color Options** page in this price list.

Ⓓ Select frame/armrest color.
Refer to the **Product Color Options** page in this price list.

Ⓔ Select glide option.

GFT	- Felt glides
GPL	- Plastic glides
GSL	- Steel glides

Ⓕ Select upholstery grade/color.
Refer to **ki.com/fabrics**

SPECIAL SERVICES

Special Carton Marking

With specially marked information	N/C

Shipping

Ships **assembled, FOB Green Bay, WI 54302, freight prepaid.** Freight class 125.

Specifications and prices are subject to change without prior notice.

LimeLite™ Stack Seating
Stack Seating

	MODEL	Features	MODEL NUMBER: Basic Model	Fire Code	Shell Color	Frame/ Armrest Finish*	Glide Option	Upholstery Color	Approx. Packaged Weight	Delivered Pricing	Delivered Pricing Fabric Grade 1 & C.O.M.	Delivered Pricing Fabric Grade 2	Delivered Pricing Fabric Grade 3 & Group 2V Vinyl	Delivered Pricing Pallas Fabric Group P0	Delivered Pricing Pallas Fabric Group P1	Delivered Pricing Pallas Fabric Group P2	Delivered Pricing Pallas Fabric Group P3
	**High Density Armless Chair** • One-piece shell • Passive Flex • Expansive color options • Large family • 350 pound approved • Stacking	Poly Seat/Back	LL7100	NFR	□□	□□	□□□		20.0#	$ 255							
		Uph Seat/Poly Back	LL7200	NFR	□□	□□	□□□	□□□□□	22.0#	N/A	459	465	480	468	516	537	558
LL71 LL72																	
	**High Density Armless Stool, 24" High** • One-piece shell • Passive Flex • Expansive color options • Large family • 350 pound approved • Stacking	Poly Seat/Back	LLS100H24	NFR	□□	□□	□□□		23.1#	$ 381							
		Uph Seat/Poly Back	LLS200H24	NFR	□□	□□	□□□	□□□□□	25.1#	N/A	585	592	606	594	643	663	685
LLS1 LLS2																	
	**Hig Density Armless Stool, 30" High** • One-piece shell • Passive Flex • Expansive color options • Large family • 350 pound approved • Stacking	Poly Seat/Back	LLS100H30	NFR	□□	□□	□□□		25.1#	$ 381							
		Uph Seat/Poly Back	LLS200H30	NFR	□□	□□	□□□	□□□□□	27.1#	N/A	585	592	606	594	643	663	685
LLS1 LLS2																	
			Ⓐ	Ⓑ	Ⓒ	Ⓓ	Ⓔ	Ⓕ									

HOW TO ORDER

Indicate the following information on order form:
1. Quantity of each item.
2. Model number, including options. See "How To Build a Model Number".
3. Any special service required.

Note: • The □ indicates that a choice is required.
- The absence of the □ indicates that no choice is required.
- Alpha-numeric characters in place of □ indicate that no other alternatives are available.

HOW TO BUILD A MODEL NUMBER

Ⓐ Select basic model.

Ⓑ Select fire code.

NFR	- Compliance to TB 117-2013

Ⓒ Select shell color.
Refer to the **Product Color Options** page in this price list.

Ⓓ Select frame/armrest color.
Refer to the **Product Color Options** page in this price list.

Ⓔ Select glide option.

GFT	- Felt glides
GNG	- No glides
GNS	- Non-skid glides
GPL	- Plastic glides
GSL	- Steel glides
G	- Ganging polycarbonate glides
GGS	- Ganging steel glides

Ⓕ Select upholstery grade/color.
Refer to **ki.com/fabrics**

SPECIAL SERVICES

Special Carton Marking

With specially marked information	N/C

Shipping
Ships **assembled, FOB Green Bay, WI 54302, freight prepaid.** Freight class 125.

Specifications and prices are subject to change without prior notice.

LimeLite™ Seating
Transport Dolly

LimeLite™ Seating
Transport Dolly

	MODEL	MODEL NUMBER Basic Model	Approx. Packaged Weight	Delivered Pricing
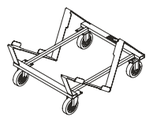 HRDPT	**Transport Dolly - Four-Leg with Glides and Sled Base Chairs, All-Poly** • Accommodates up to 15 all-poly chairs • Easy maneuverability with 5” casters; two fixed, two swivel • Black powder-coated finish • Four-leg chairs with casters do not stack on dolly	LLDTF.BL	29.0#	$ 570
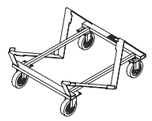 HRDPT	**Transport Dolly - HD Chairs, All-Poly** • Accommodates up to 25 all-poly chairs • Easy maneuverability with 5” casters; two fixed, two swivel • Welded tubular steel with black powder-coated finish	LLDHD.BL	27.5#	$ 570
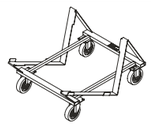 HRDPT	**Transport Dolly - HD Stools** • Accommodates up to 20 all-poly or 8 upholstered stools • Easy maneuverability with 5” casters; two fixed, two swivel • Welded tubular steel with black powder-coated finish	LLDHDS.BL	29.0#	$ 570
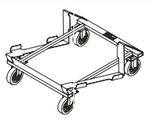 HRDPT	**Transport Dolly - Chairs with Upholstery** • Accommodates up to 10 High-Density chairs or up to 8 Four-leg with Glides or Sled Base chairs • Easy maneuverability with 5” casters; two fixed, two swivel • Welded tubular steel with black powder-coated finish • Four-leg chairs with casters do not stack on dolly.	LLDCU.BL	27.5#	$ 570
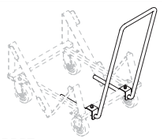 HRDPT	**Universal Dolly Handle** • Field installable • Provides convenient handle for relocating dolly when empty or loaded • Overall dolly height with handle is 37”	UDH.BL	8.0#	$ 199
		Ⓐ		

HOW TO ORDER

Indicate the following information on order form:
1. Quantity of each item.
2. Model number, including options. See “How To Build a Model Number”.
3. Any special service required.

Note: • The ☐ indicates that a choice is required.
- The absence of the ☐ indicates that no choice is required.
- Alpha-numeric characters in place of ☐ indicate that no other alternatives are available.

HOW TO BUILD A MODEL NUMBER

Ⓐ Select basic model.

SPECIAL SERVICES

Special Carton Marking

With specially marked information N/C

Shipping

Ships **assembled, FOB Green Bay, WI 54302, freight prepaid.** Freight class 125.

Specifications and prices are subject to change without prior notice.

LimeLite™ Task Seating
Task Seating

LimeLite™ Task Seating
Task Seating

	MODEL	Features	MODEL NUMBER: Basic Model	Fire Code	Shell Color	*Armrest/ Height Adj Lever Color	Base Color	Caster/ Cylinder Color	Upholstery Color	Approx. Packaged Weight	Delivered Pricing	Delivered Pricing Fabric Grade 1 & C.O.M.	Delivered Pricing Fabric Grade 2	Delivered Pricing Fabric Grade 3 & Group 2V Vinyl	Delivered Pricing Pallas Fabric Group P0	Delivered Pricing Pallas Fabric Group P1	Delivered Pricing Pallas Fabric Group P2	Delivered Pricing Pallas Fabric Group P3
	**Armless Task Chair** • One-piece shell • Expansive color options • Large family • Dual surface caster • 400 pound approved • C = Poly Seat and/or Back Color • D = Height Adj. Lever Color applies to height adjust lever and seat shroud color. • E = Base Color • F = Casters/Cylinder Color • When base is Black, Cottonwood or Warm Grey, casters/cylinders match. When base is Polished Aluminum, a caster/cylinder color must be selected.	Poly Seat/Back	LL5100	NFR	□□□	□□	□□□	□□□□		31.7#	$ 440							
LL51 LL52		Uph Seat/Poly Back	LL5200	NFR	□□□	□□	□□□	□□□□	□□□□□	33.7#	N/A	643	649	663	651	700	720	742
	**Task Arm Chair** • One-piece shell • Expansive color options • Large family • Dual surface caster • 400 pound approved • C = Poly Seat and/or Back Color • D = Armrest/Height Adj. Lever Color applies to height adjust lever and seat shroud color. • E = Base Color • F = Casters/Cylinder Color • When base is Black, Cottonwood or Warm Grey, casters/cylinders match. When base is Polished Aluminum, a caster/cylinder color must be selected.	Poly Seat/Back	LL5111	NFR	□□□	□□	□□□	□□□□		35.0#	$ 522							
LL51 LL52		Uph Seat/Poly Back	LL5211	NFR	□□□	□□	□□□	□□□□	□□□□□	37.0#	N/A	725	731	745	733	782	802	824

Ⓐ Ⓑ Ⓒ Ⓓ Ⓔ Ⓕ Ⓖ

HOW TO ORDER

Indicate the following information on order form:
1. Quantity of each item.
2. Model number, including options. See "How To Build a Model Number".
3. Any special service required.

Note: • The □ indicates that a choice is required.
- The absence of the □ indicates that no choice is required.
- Alpha-numeric characters in place of □ indicate that no other alternatives are available.

HOW TO BUILD A MODEL NUMBER

Ⓐ Select basic model.

Ⓑ Select fire code.

NFR	- Compliance to TB 117-2013

Ⓒ Select shell color.
Refer to the **Product Color Options** page in this price list.

Ⓓ Select armrest/height adjust lever color.
Refer to the **Product Color Options** page in this price list.
Armrest/Height Adjust Lever color applies to height adjust lever and and seat shroud.

Ⓔ Select base color.

BBL	- Black
BCO	- Cottonwood ; add $96
BPA	- Polished Aluminum; add $96
BWG	- Warm Grey; add $96
BBLT	- Black Textured (Matte); add $96
BCOT	- Cottonwood Textured (Matte); add $96
BWGT	- Warm Grey Textured (Matte); add $96

When base is Black, Cottonwood, or Warm Grey, casters/cylinders match. When base is Polished Aluminum, a caster/cylinder color must be selected.

Ⓕ Select caster/cylinder color for Polished Aluminum Base.

UCBL	- Black
UCCO	- Cottonwood
UCWG	- Warm Grey

Ⓖ Select upholstery grade/color.
Refer to **ki.com/fabrics**

SPECIAL SERVICES

Special Carton Marking

With specially marked information	N/C

Shipping

Ships **knocked down, FOB Green Bay, WI 54302, freight prepaid.** Freight class 100.

Specifications and prices are subject to change without prior notice.

LimeLite™ Seating
Task Seating

LimeLite™ Seating
Task Seating

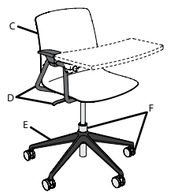

LL51

LL52

Change-Up Tablet Arm Task Chair

- One-piece shell
- Expansive color options
- Large family
- Dual surface caster
- 400 pound approved
- Change-Up Tablet arm option
- C = Poly Seat and/or Back Color
- D = Armrest/Height Adj. Lever Color applies to height adjust lever and seat shroud color
- E = Base Color
- F = Casters/Cylinder Color
- When base is Black, Cottonwood or Warm Grey, casters/cylinders match. When base is Polished Aluminum, a caster/cylinder color must be selected.

	Features	MODEL NUMBER								Approx. Packaged Weight	Delivered Pricing	Delivered Pricing Fabric Grade 1 & C.O.M.	Delivered Pricing Fabric Grade 2	Delivered Pricing Fabric Grade 3 & Group 2V Vinyl	Delivered Pricing Pallas Fabric Group P0	Delivered Pricing Pallas Fabric Group P1	Delivered Pricing Pallas Fabric Group P2	Delivered Pricing Pallas Fabric Group P3
		Basic Model	Fire Code	Shell Color	*Armrest/ Height Adj Lever Color	Base Color	Caster/ Cylinder Color	Tablet Arm Color	Upholstery Color									
	Poly Seat/Back, RH	LL519R	NFR	☐☐☐	☐☐	☐☐☐	☐☐☐☐	☐☐☐		42.2#	$ 919							
	Poly Seat/Back, LH	LL519L	NFR	☐☐☐	☐☐	☐☐☐	☐☐☐☐	☐☐☐		42.2#	919							
	Uph Seat/Poly Back, RH	LL529R	NFR	☐☐☐	☐☐	☐☐☐	☐☐☐☐	☐☐☐	☐☐☐☐☐	44.2#	N/A	1122	1129	1143	1131	1179	1200	1221
	Uph Seat/Poly Back, LH	LL529L	NFR	☐☐☐	☐☐	☐☐☐	☐☐☐☐	☐☐☐	☐☐☐☐☐	44.2#	N/A	1122	1129	1143	1131	1179	1200	1221
		Ⓐ	Ⓑ	Ⓒ	Ⓓ	Ⓔ	Ⓕ	Ⓖ	Ⓗ									

HOW TO ORDER

Indicate the following information on order form:
1. Quantity of each item.
2. Model number, including options. See “How To Build a Model Number”.
3. Any special service required.

Note: • The ☐ indicates that a choice is required.
- The absence of the ☐ indicates that no choice is required.
- Alpha-numeric characters in place of ☐ indicate that no other alternatives are available.

HOW TO BUILD A MODEL NUMBER

Ⓐ Select basic model.

Ⓑ Select fire code.

NFR	- Compliance to TB 117-2013

Ⓒ Select shell color.
Refer to the **Product Color Options** page in this price list.

Ⓓ Select armrest/height adjust lever color.
Refer to the **Product Color Options** page in this price list.
Armrest/Height Adjust Lever color applies to height adjust lever and and seat shroud.

Ⓔ Select base color.

BBL	- Black
BCO	- Cottonwood ; add $96
BPA	- Polished Aluminum; add $96
BWG	- Warm Grey; add $96
BBLT	- Black Textured (Matte); add $96
BCOT	- Cottonwood Textured (Matte); add $96
BWGT	- Warm Grey Textured (Matte); add $96

When base is Black, Cottonwood, or Warm Grey, casters/cylinders match. When base is Polished Aluminum, a caster/cylinder color must be selected.

Ⓕ Select caster/cylinder color for Polished Aluminum Base.

UCBL	- Black
UCCO	- Cottonwood
UCWG	- Warm Grey

Ⓖ Select tablet arm color.
Refer to the **Product Color Options** page in this price list.

Ⓗ Select upholstery grade/color.
Refer to **ki.com/fabrics**

SPECIAL SERVICES

Special Carton Marking

With specially marked information	N/C

Shipping

Ships **knocked down, FOB Green Bay, WI 54302, freight prepaid.** Freight class 100.

Specifications and prices are subject to change without prior notice.

LimeLite™ Task Seating
Task Seating

LimeLite™ Task Seating
Task Seating

	MODEL	Features	MODEL NUMBER Basic Model	Fire Code	Shell Color	*Armrest/ Height Adj Lever Color	Base Color	Caster/ Cylinder Color	Upholstery Color	Approx. Packaged Weight	Delivered Pricing	Delivered Pricing Fabric Grade 1 & C.O.M.	Delivered Pricing Fabric Grade 2	Delivered Pricing Fabric Grade 3 & Group 2V Vinyl	Delivered Pricing Pallas Fabric Group P0	Delivered Pricing Pallas Fabric Group P1	Delivered Pricing Pallas Fabric Group P2	Delivered Pricing Pallas Fabric Group P3
 LL61 LL62	**Armless Task Stool** • One-piece shell • Expansive color options • Large family • Dual surface caster • 400 pound approved • C = Poly Seat and/or Back Color • 20" Footring has black spokes with polished top surface and chrome tube ring • D = Height Adj. Lever Color applies to height adjust lever and seat shroud color • E = Base color • F = Casters/Cylinder Color • When base is Black, Cottonwood or Warm Grey, casters/cylinders match. When base is Polished Aluminum, a caster/cylinder color must be selected.	Poly Seat/Back	LL6100	NFR	□□□	□□	□□□	□□□□		36.2#	$ 564							
		Uph Seat/Poly Back	LL6200	NFR	□□□	□□	□□□	□□□□	□□□□□	38.2#	N/A	768	774	788	777	825	846	867
LL61 LL62	**Task Arm Stool** • One-piece shell • Expansive color options • Large family • Dual surface caster • 400 pound approved • C = Poly Seat and/or Back Color • 20" Footring has black spokes with polished top surface and chrome tube ring • D = Armrest/Height Adj. Lever Color applies to height adjust lever and seat shroud color • E = Base color • F = Casters/Cylinder Color • When base is Black, Cottonwood or Warm Grey, casters/cylinders match. When base is Polished Aluminum, a caster/cylinder color must be selected.	Poly Seat/Back	LL6111	NFR	□□□	□□	□□□	□□□□		39.5#	$ 644							
		Uph Seat/Poly Back	LL6211	NFR	□□□	□□	□□□	□□□□	□□□□□	41.5#	N/A	848	854	868	856	905	926	947

Ⓐ Ⓑ Ⓒ Ⓓ Ⓔ Ⓕ Ⓖ

HOW TO ORDER

Indicate the following information on order form:
1. Quantity of each item.
2. Model number, including options. See "How To Build a Model Number".
3. Any special service required.

Note: • The □ indicates that a choice is required.
- The absence of the □ indicates that no choice is required.
- Alpha-numeric characters in place of □ indicate that no other alternatives are available.

HOW TO BUILD A MODEL NUMBER

Ⓐ Select basic model.

Ⓑ Select fire code.

NFR	- Compliance to TB 117-2013

Ⓒ Select shell color.
Refer to the **Product Color Options** page in this price list.

Ⓓ Select armrest/height adjust lever color.
Refer to the **Product Color Options** page in this price list.
Armrest/Height Adjust Lever color applies to height adjust lever and and seat shroud.

Ⓔ Select base color.

BBL	- Black
BCO	- Cottonwood ; add $96
BPA	- Polished Aluminum; add $96
BWG	- Warm Grey; add $96
BBLT	- Black Textured (Matte); add $96
BCOT	- Cottonwood Textured (Matte); add $96
BWGT	- Warm Grey Textured (Matte); add $96

When base is Black, Cottonwood, or Warm Grey, casters/cylinders match. When base is Polished Aluminum, a caster/cylinder color must be selected.

Ⓕ Select caster/cylinder color for Polished Aluminum Base.

UCBL	- Black
UCCO	- Cottonwood
UCWG	- Warm Grey

Ⓖ Select upholstery grade/color.
Refer to **ki.com/fabrics**

SPECIAL SERVICES

Special Carton Marking

With specially marked information	N/C

Shipping

Ships **knocked down, FOB Green Bay, WI 54302, freight prepaid.** Freight class 100.

Specifications and prices are subject to change without prior notice.

1330 Bellevue Street
P.O. Box 8100
Green Bay, WI 54308-8100
800.424.2432
ki.com

KI and Furnishing Knowledge are registered
trademarks of Krueger International, Inc.

© 2022 Krueger International, Inc.
All Rights Reserved.
Code KI-PLW-000518/KI/PDF

Furnishing Knowledge®

LYRA® LOUNGE FURNITURE

PRICE LIST

January 3, 2011

Updated October 3, 2022

800.424.2432

Contents

Refer to KI Terms & Conditions document or visit ki.com.

Contents

Refer to KI Terms & Conditions document or visit ki.com.

Ordering C.O.M., C.O.L., and C.O.V.

High Point 3
Shipping Location 4

Lyra®

General Information 5
Product Color Options 7
Lounge 8
Parlor 10
Club 11
Replacement Parts 12
Tables-Laminate 13
Tables-Veneer 15

Customer's Own Material ■

Specifications Form
January 2017

All fabrics, including COM, COL, KOM and in grades will be applied at the factory's discretion. If a pattern or stripe is to be applied in a certain direction, the customer MUST specify this in writing on the P.O. and attach a sample of the fabric with it running in the application direction to the P.O. Specifying fabric direction may increase the amount of COM or KOM yardage required. Check with KI Customer Service to see if an increase in yardage is necessary BEFORE specifying, ordering and sending COM and COL to the factory or having KOM quoted.

ALL C.O.M AND C.O.L SHIPMENTS MUST BE PREPAID TO:
KI
217 Feld Avenue
High Point, NC 27263

COM and COL must be identified as follows:
1. Name and address
2. Your purchase order number
3. Our style number to which fabric is to be applied
4. Supplier name and fabric name, number, and color

COLLECT SHIPMENTS WILL BE REFUSED.

SHIPMENT SCHEDULE WILL BE GIVEN WHEN ALL FABRIC IS RECEIVED FOR ENTIRE ORDER

YARDAGE REQUIREMENTS LISTED IN PRICE LIST ARE BASED ON PLAIN GOODS 54" WIDE. Fabrics less than 54" wide, or those requiring matching (stripes, plaids, prints, large patterns) will require additional yardage based on the fabric used and the item ordered. CONSULT MATRIX BELOW FOR ADDITIONAL YARDAGE NEEDED.

C.O.M. INCREASE MATRIX (The yardage matrix is also applicable to any reservations of KI Ingrade, Pallas, or KOM upholsteries).

This table is a general guide.

FABRIC WIDTH	PLAIN FABRIC	UNDER 7" REPEAT	8"-13" REPEAT	14"-21" REPEAT	22"-27" REPEAT	28"-33" REPEAT	34"-40" REPEAT	41"-48" REPEAT
54"	0	20%	25%	30%	45%	55%	70%	80%
51"-53"	15%	25%	30%	35%	50%	60%	80%	90%
48"-50"	20%	30%	35%	40%	55%	65%	85%	95%
45"-47"	30%	45%	50%	55%	60%	80%	90%	100%
36"-44"	50%	65%	70%	75%	80%	100%	110%	120%

FABRIC WITH DOUBLE REPEAT: IF USING A FABRIC WITH A DOUBLE REPEAT, PLEASE FOLLOW THIS FORMULA: TAKE THE TOTAL AMOUNT OF THE LARGER AND HALF OF THE SMALLER REPEAT; ADD TOGETHER TO FIND THE CORRECT OVERALL REPEAT. EXAMPLE: 10" VERTICAL WITH 14" HORIZONTAL WOULD BE 14+5=19.

IF FABRIC COMES IN ON MULTIPLE ROLLS, ONE ADDITIONAL YARD PER ROLL NEEDS TO BE ADDED TO THE YARDAGE REQUIREMENT.

SPECIAL NOTE: WE CAN ASSUME NO RESPONSIBILITY FOR THE DURABILITY OR TAILORING QUALITY OF CUSTOMER FURNISHED COVERINGS (C.O.M.) OR KOM. KOM: is fabric that KI will purchase for you at jobber's price (net) plus a nominal charge for handling, shipping, and managing.

1330 Bellevue Street • P. O. Box 8100 • Green Bay, WI 54308-8100 • Tel 1-800-424-2432 • www.ki.com
© 2012 KI All Rights Reserved • Litho in USA • Code KI-11588R4/KI/PDF/1216

Furnishing Knowledge®

Ordering COM, COL and COV
Information

Customer's Own Material ■
Specifications Form
January 2017

ADDITIONAL NOTES:
- Orders cannot go into production without the information listed at right.
- Attach memo sample to this approval sheet.
- If your order has been placed, list PO# _____
- The cost of the COM sample will be paid by the client.
- Even after preliminary approval, KI reserves the right to reject COM/COL if necessary when the quality is not satisfactory for the product to be upholstered. KI assumes no responsibility for its overall appearance, flammability, durability, color fastness or any other quality after upholstered on a KI product.

ALL COM MUST BE APPROVED.
Photocopy this form and submit with COM fabric for approval:

(This fabric approval is for the purpose of advising how to apply your COM fabric, verify yardage required, and suitability.)

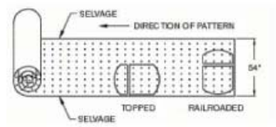

YOUR COMPANY NAME_____

PHONE_____ FAX _____

Material Supplier_____

Material Name_____ Number _____

Material Color _____ Width _____

Vertical Repeat _____ Horizontal Repeat _____

Fiber Content _____

Direction Stripe/Pattern to be applied _____

COM TO BE USED ON THE FOLLOWING:

QTY	PRODUCT NAME/NUMBER
_____	_____
_____	_____
_____	_____
_____	_____
_____	_____

1330 Bellevue Street • P. O. Box 8100 • Green Bay, WI 54308-8100 • Tel 1-800-424-2432 • www.ki.com
© 2012 KI All Rights Reserved • Litho in USA • Code KI-11588R4/KI/PDF/1216

Furnishing Knowledge®

Ordering COM, COL and COV
Information

C.O.M. SHIPPING LOCATION

Architectural Walls
- Evoke ..... MN
- Genius Walls ..... MN

Casegoods
- Aristotle Tackboards ..... MN
- Likha Tackboards ..... MN

Classroom Furniture
- Intellect Wave Chairs ..... GB
- Learn2 ..... GB
- Ruckus ..... GB

Desking
- 700 Series Desking ..... KP
- Balance Overheads ..... MN
- Genesis Desking ..... MN
- True Desking ..... KP
- Universal Overheads ..... MN
- WorkZone Desking ..... MN

Files & Storage
- 700 Series Pedestal Cushion ..... GB
- Connection Zone Pads ..... BW
- U-Series Pedestal Cushion ..... GB
- Tattoo ..... BW

Fixed Seating
- Concerto Auditorium Seating ..... BW
- Single Pedestal Seating ..... GB
- Jury Base Seating ..... GB
- Lancaster Auditorium Seating ..... BW
- Sequence Seating ..... GB
- University Seating ..... GB

Panel Systems
- All Terrain ..... KP
- Balance Overheads ..... MN
- System 3000 ..... MN
- Universal Overheads ..... MN
- Wireworks ..... MN
- Unite ..... MN

Residence Hall Furniture
- RoomScape Furniture ..... MN

Screens
- All Terrain ..... KP
- Connection Zone ..... BW
- True/Volition ..... KP
- Genesis ..... KP
- Tattoo ..... MN
- Universal ..... BW

Seating
- 400 Series Folding Chairs ..... BW
- 600 Series Folding Chairs ..... BW
- 600 Series Stools ..... BW
- Affina Collection ..... HN
- Altus Task Chairs ..... GB
- Apply Stack Chairs ..... GB
- Auditorium Folding Chairs ..... BW
- Calida Lounge Seating ..... HN
- Diem Task Chairs ..... OM
- Doni Collection ..... GB
- FourC Seating ..... GB
- Gladly Lounge Seating ..... VQ
- Grazie Seating ..... GB
- Hiatus Sleeper Bench ..... HN
- Hub Modular Lounge Seating ..... HN
- Impress Task Chairs ..... OM
- Impress Ultra Task Chairs ..... OM
- Jessa Lounge Seating ..... HN
- Jubilee Lounge Seating ..... VQ
- Katera Guest Chair ..... GB
- Kurv Benches ..... HN
- LaResta Day Beds ..... HN
- LimeLite ..... GB
- Lyra Lounge Seating ..... HN
- Maestro Stack Chairs ..... GB
- Matrix Stack Chairs ..... GB
- Medical & Laboratory Stools ..... OM
- MyPlace Lounge Seating ..... HN
- MyWay Seating ..... HN
- Oath Task Chairs and Stools ..... GB
- Opt4 ..... GB
- Pilot Task Chairs ..... OM
- Promenade Seating System ..... BW
- Ruckus ..... GB
- Sela Lounge Seating ..... HN
- Sift Task Chairs ..... GB
- Signia Task Chairs and Stools ..... OM
- Soltice Metal Collection ..... HN
- Soltice Multiple, Healthcare & Guest ..... HN
- Soltice II Healthcare Seating ..... HN
- Strive Multiple, Stack & Task ..... GB
- Sway ..... BW
- Tattoo ..... HN
- Torsion-on-the-Go! Nesting Chairs ..... GB
- Torsion Air Stack and Task Seating ..... GB
- Zoetry ..... HN

KI Manufacturing Sites - Customer's Own Material Shipment Manufacturing Site Addresses

BW
KI Bonduel
Attn: COM Storage
204 West South St.
Bonduel, WI 54107

HN
KI High Point
Attn: COM Storage
217 Feld Avenue
High Point, NC 27263

MN
KI Manitowoc
Attn: COM Storage
1400 S. 41st St.
Manitowoc, WI 54220

VQ
KI
Attn: COM Fabrics
6892 Marlin Circle
La Palma, CA 90623

GB
KI Green Bay
Attn: COM Storage
1687 Westminster Drive - Gate 3
Green Bay, WI 54302

KP
KI Pembroke
Attn: COM Storage
1000 Olympic Dr.
Pembroke, Ontario K8A6X7

OM
KI
Attn: COM Storage
1110 S. Mildred Ave.
Ontario, CA 91761

© 2022 Krueger International Inc. All Rights reserved. Code KI-FF-000059/KI/PDF/0822







	Lounge Chair (1423WS)	Lounge Loveseat (1433US)	Lounge Sofa (1443US)	Lounge Ottoman (1420)
General Dimensions				
Seat width	22-1/2"	38"	63-1/2"	
Seat depth	20-1/4"	20-1/4"	20-1/4"	
Seat height	18-1/2"	18-1/2"	18-1/2"	
Arm width	1-3/4"	2-1/2"	2-1/2"	
Arm height	26-1/4" @ highest point	26-1/4" @ highest point	26-1/4" @ highest point	
Overall Dimensions				
Width	29"	45-3/4"	72-1/2"	23"
Depth	30-1/4"	30-1/4"	30-1/4"	18"
Height	31-1/2"	31-1/2"	31-1/2"	17"





	Parlor Chair (1423UW)	Parlor Loveseat (1433UW)	Parlor Sofa (1443UW)	Parlor Ottoman (1420UW)	Club Chair (1423PP)
General Dimensions					
Seat width	22-1/2"	38"	63-1/2"		22-1/2"
Seat depth	20-1/4"	20-1/4"	20-1/4"		20-1/4"
Seat height	18-1/2"	18-1/2"	18-1/2"		18-1/2"
Arm width	1-3/4"	2-1/2"	2-1/2"		1-3/4"
Arm height	26-1/4" @ highest point	26-1/4" @ highest point	26-1/4" @ highest point		26-1/4" @ highest point
Overall Dimensions					
Width	29"	45-3/4"	72-1/2"	23"	29"
Depth	30-1/4"	30-1/4"	30-1/4"	18"	30-1/4"
Height	31-1/2"	31-1/2"	31-1/2"	17"	30"

GENERAL INFORMATION

The Lyra Collection is a fresh, modern interpretation of a classic design inconography that, through the use of mixed materials, creates a powerful yet understated visual language. Available in 3 base styles: sled (Lounge), wood leg (Parlor), and pedestal (Club) and 3 wood shell configurations; design possibilities are endless.

Club chairs are standard with a swiveling pedestal base with an automatic return.

The Lyral Collection contains a full compliment of chairs, sofas, loveseats, and occasional tables featuring wood, metal, and upholstered elements.

WOOD INFORMATION

Wood Finish
Due to wood being a natural material, slight variations can occur in texture, color, grain configurations, and finish acceptance. Therefore, wood components may vary in tone or character from piece to piece, and no guarantee of exact matches can be made.

Exposed wood back shell is available in beech, maple (Kensington Maple), and walnut (Natural Walnut) on the Club and Lounge chairs only. Painted wood back shell is only available on Club chairs. An upholstered wood shell is available in any of the base type configurations--sled (Lounge), wood leg (Parlor), and pedestal (Club).

Plywood Edge color
The plys on the edge of wood-backed shells will vary in color from the surface of the wood shell. The plys of the plywood shell edge will be visible and may create a wood contrast. If a darker finish is selected, the plys will not be as visible and the edge will be similar in color as the outer shell.

Materials
Sled (Lounge) and pedestal (Club) bases are steel. Wood leg (Parlor) base is available in beech and maple (Kensington Maple on maple).

FINISH INFORMATION

Color Match
KI offers the additional option of color matching paint, polypropylene, or wood stain through Product Modification Requests. Contact Customer Service for details.

UPHOLSTERY INFORMATION

C.O.M. FABRIC
For C.O.M. fabric sent to KI-High Point on multiple rolls, add an additional yard of fabric per roll to the yardage requirements. Multiple rolls have shorter pieces of fabric on them and do not allow nesting and stacking of the fabric to achieve the best yield as is done with one large roll. This results in yardage shortages and requests for additional fabric from the client, which can hold up the order. For each roll that is sent, one yard needs to be added and needs to be added to one of the rolls, not separately.

Upholstery Finish
Some fabrics and leathers may show slight wrinkling in corners, around the seat, arms, or back, which is normal. With use, comfort wrinkles may occur in seats and backs and give the upholstery a loose appearance.

Fabric Disclaimer
Fabric will be applied as swatched by the fabric manufacturer. Fabric that is required to be applied differently than is swatched will need a Product Modification Request written specifying the direction the fabric is to be applied.

INFORMATION

Warranty
Refer to KI Terms & Conditions document or visit ki.com

Lyra®
General Information



Lounge Table



Parlor Table



Club Table



Lounge Obround Coffee Table



Parlor Obround Coffee Table

Overall Dimensions					
Width	20"	20"	31"	54"	54"
Depth	20"	20"	31"	20"	20"
Height	18"	18"	13"	13"	13"



1-1/2" rigid PVC knife edge

GENERAL INFORMATION

The Lyra Table Collection is available in square (rounded corners) and obround shapes and 3 base styles: sled (Lounge), wood leg (Parlor), and pedestal (Club). Tables are available in veneer or laminated tops. Veneer table tops are available in beech core finishes, maple (Kensington Maple), and walnut (Natural Walnut). Wood legs (Parlor) are available in beech and maple (Kensington Maple) only.

See table price lists pages for overall table dimensions.

INFORMATION

Warranty
Refer to KI Terms & Conditions document or visit ki.com

Lyra®
Product Color Options

Base Finish

Black	BL
Blue Grey	GR
Bronze Metallic	ZM
Cayenne	CY
Champagne Metallic	CM
Chrome	CH
Cool Grey	CG
Cottonwood	CO
Earthen Clay	EY
Espresso Metallic	EX
Everglade Shade	EV
Flannel	FN
Glitz Metallic	GZ
Hazy Jade	HJ
Honey Bee	HY
Light Tone	LG
Mardi Gras	MG
Misty Brown	MY
Nemo	NE
Nordic	ND
Poppy Red	PR
Purple Haze	PH
Rubber Ducky	RK
Sand	SA
Sky Blue	SK
Starlight Silver Metallic	SX
Surf's Up	SP
Twilight Shadow	TI
Ultra Blue	UB
Warm Grey	WG
Zesty Lime	ZL

Chrome is only available on bases.

Wood Shell Finish - Core

Cherry Storm on Beech	BCX
Cinnamon on Beech	BCN
Cocoa on Beech	BCA
Eclypse Black on Beech	BEB
Florence Walnut on Beech	BFC
Kensington Maple on Maple	MMA
Monticello Maple on Beech	BMT
Natural on Beech	BNA
Natural on Walnut	WNT
River Cherry on Beech	BRY

Natural on Walnut is not available on wood legs (Parlor).
Kensington Maple requires an upcharge.

Painted Shell Color

Black	PBL
Cottonwood	PCO
Light Tone	PLG
Sand	PSA
Starlight Silver Metallic	PSX
Warm Grey	PWG
Earthen Clay	PEY

Surface Finish for Laminate Table Tops

Belair	LBQ
Biltmore Cherry	LBT
Black	LBK
Brighton Walnut	LBW
Canyon Zephyr	LCA
Castle Oak	LCO
Casual Linen	LCU
Cherry Storm	LCX
Classic Linen	LCI
Cloud Zephyr	LCL
Cocobala	LCC
Crisp Linen	LRI
Desert Zephyr	LDZ
Dove Grey	LDG
Fired Steel	LIL
Flax Linen	LXF
Florence Walnut	LFC
Forged Steel	LOL
Friston Ash	LFH
Frosty White	LFW
Graphite Nebula	LGN
Grey	LGE
High Rise	LHE
Hollyberry	LHY
Irish Linen	LIH
Island	LID
Italian Silver Ash	LIT
Kensington Maple	LKM
Lapis Blue	LLB
Markerboard White	LMK
Misted Zephyr	LMR
Monticello Maple	LMT
Nickel Evolv	LNV
North Sea	LNA
Ocean	LON
Pearl Bisque	LPB
Pearl Silver	LPS
Pressed Linen	LPR
River Cherry	LRY
Rugged Linen	LRG
Satin Stainless	LSS
Shadow Zephyr	LSR
Silicon evolv	LSV
Sterling Ash	LAZ
Tailored Linen	LTL
Titanium evolv	LTV
White Nebula	LWL
White Sand	LWN
Windsor Mahogany	LWY

Surface Finish for Veneer Table Tops

Cherry Storm on Beech	BCX
Cinnamon on Beech	BCN
Cocoa on Beech	BCA
Eclypse Black on Beech	BEB
Florence Walnut on Beech	BFC
Kensington Maple on Maple	MMA
Monticello Maple on Beech	BMT
Natural on Beech	BNA
Natural on Walnut	WNT
River Cherry on Beech	BRY

Wood leg finish (Parlor) always matches veneer top finish.

Natural on Walut is not available on wood leg models (Parlor).

Finish Cards

View color swatches for items listed within this document.

Paints **Wood/Veneer** **Molded Edges** **Hard Plastics**
Plastics/Poly **Laminates** **Edge Styles** **Glass**

Certain options referenced may not be available on GSA Schedule.

Lyra®
Lounge

Lyra®
Lounge

	MODEL	Features	MODEL NUMBER: Basic Model (A)	Non-Contrast or Fabric Contrast 1 (B)	Fabric Contrast 2 (C)	Base Finish (D)	Wood Shell Finish (E)	Glide Option (F)	Moisture Barrier (G)	Approx. Packaged Weight	Grade C.O.M.	Grade C	Grade D	Grade E & C.O.L.	Grade F	Grade G	Grade H	Grade I	Grade J	Grade K	Grade L Leather	Grade M Leather	Moisture Barrier add to list price
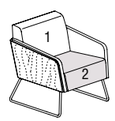	**Lounge Chair with Exposed Wood Back, Sled Base** • Non-contrast C.O.M = 3.75 yd • 1 = Body (Fabric Contrast 1) C.O.M. = 2.5 yd • 2 = Seat (Fabric Contrast 2) C.O.M. = 1.25 yd	Non-contrast	1423WS/NC	□□□□		□□	□□□	□□	□□□	85.0#	$ 3008	$ 3185	$ 3231	$ 3285	$ 3322	$ 3394	$ 3469	$ 3560	$ 3740	$ 3930	$ 4112	$ 4479	$ 210
		Contrast	1423WS/FC	□□□□	□□□□	□□	□□□	□□	□□□	85.0#	3085	3259	3306	3363	3397	3471	3547	3634	3817	4004	4185	4552	210
LYRA																							
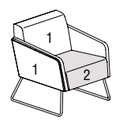	**Lounge Chair with Upholstered Back, Sled Base** • Non-contrast C.O.M = 5.5 yd • 1 = Body (Fabric Contrast 1) C.O.M. = 4.25 yd • 2 = Seat (Fabric Contrast 2) C.O.M. = 1.25 yd	Non-contrast	1423US/NC	□□□□		□□		□□	□□□	85.0#	$ 2876	$ 3151	$ 3225	$ 3314	$ 3369	$ 3485	$ 3604	$ 3743	$ 4039	$ 4327	$ 4619	$ 5200	$ 210
		Contrast	1423US/FC	□□□□	□□□□	□□		□□	□□□	85.0#	2951	3227	3297	3387	3444	3563	3678	3820	4114	4405	4695	5274	210
LYRA																							
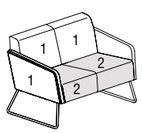	**Lounge Loveseat with Upholstered Back, Sled Base** • Non-contrast C.O.M = 6.75 yd • 1 = Body (Fabric Contrast 1) C.O.M. = 5.25 yd • 2 = Seat (Fabric Contrast 2) C.O.M. = 1.75 yd	Non-contrast	1433US/NC	□□□□		□□		□□	□□□	140.0#	$ 4079	$ 4403	$ 4484	$ 4585	$ 4651	$ 4786	$ 4924	$ 5092	$ 5426	$ 5766	$ 6101	$ 6774	$ 246
		Contrast	1433US/FC	□□□□	□□□□	□□		□□	□□□	140.0#	4195	4513	4600	4699	4769	4903	5033	5203	5540	5876	6213	6889	246
LYRA																							
			Ⓐ	Ⓑ	Ⓒ	Ⓓ	Ⓔ	Ⓕ	Ⓖ														

HOW TO ORDER

Indicate the following information on order form:
1. Quantity of each item.
2. Model number, including options. See "How To Build a Model Number".
3. Any special service required.

Note: • The □ indicates that a choice is required.
- The absence of the □ indicates that no choice is required.
- Alpha-numeric characters in place of □ indicate that no other alternatives are available.

HOW TO BUILD A MODEL NUMBER

Ⓐ Select basic model.

Ⓑ Select non-contrast or fabric contrast 1.
Refer to **ki.com/fabrics**

Ⓒ Select fabric contrast 2.
Refer to **ki.com/fabrics**

Ⓓ Select base finish color.
Refer to the **Product Color Options** page in this price list.

Ⓔ Select wood shell finish color.
Refer to the **Product Color Options** page in this price list.

Ⓕ Select glide option.

NGL	- No glides
GNY	- Nylon glides (black); add $6

Ⓖ Select moisture barrier.

MB	- Moisture barrier
NMB	- No moisture barrier

See pricing column for moisture barrier upcharge.

INFORMATION

C.O.M. Requirements
C.O.M. yardage requirements listed above are based on plain goods 54" wide. If less than 54" wide or fabrics requiring matching (stripes, plaids, prints, large patterns), additional yardage will be needed. Consult C.O.M. matrix on the Ordering C.O.M. and C.O.L. page for additional yardage needed. For C.O.M. fabric sent to KI-High Point on multiple rolls, add an additional yard of fabric per roll to the yardage requirements.

C.O.L. Requirements
Figure 18 sq. ft. of leather (C.O.L.) for each yard shown (i.e., 4.75 x 18 = 85.5 sq. ft.).

Contrasting Upholstery
When contrasting fabric is chosen, price at highest in-grade.

Minimum Fabric/Leather Quantity
Minimum order for fabric is 1 yard. Minimum order for leather is 1 hide (approximately 50 sq. ft).

Construction
Frame constructed of kiln-dried hardwood and furniture-grade plywood. Cushioning of multiple densities of polyurethane foam and Dacron fiber.

Note
The Lyra Lounge Collection is available in exposed wood back and upholstered back shell. The Lounge Collection sled base can be specified in powdercoat paint and chrome. See product color options page.

SPECIAL SERVICES

Special Carton Marking

With specially marked information	N/C

Shipping
Ships **assembled, FOB High Point, NC 27263, freight prepaid.** Freight class 175

Specifications and prices are subject to change without prior notice.

Lyra®
Lounge

Lyra®
Lounge

	MODEL	Features	MODEL NUMBER: Basic Model	Non-Contrast or Fabric Contrast 1	Fabric Contrast 2	Base Finish	Wood Shell Finish	Glide Option	Moisture Barrier	Approx. Packaged Weight	Grade C.O.M.	Grade C	Grade D	Grade E & C.O.L.	Grade F	Grade G	Grade H	Grade I	Grade J	Grade K	Grade L Leather	Grade M Leather	Moisture Barrier add to list price
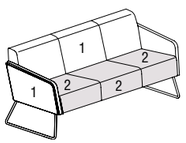 LYRA	**Lounge Sofa with Upholstered Back, Sled Base** • Non-contrast C.O.M = 8.75 yd • 1 = Body (Fabric Contrast 1) C.O.M. = 6.5 yd • 2 = Seat (Fabric Contrast 2) C.O.M. = 2.5 yd	Non-contrast	1443US/NC	□□□□		□□		□□	□□□	195.0#	$ 4925	$ 5314	$ 5418	$ 5542	$ 5625	$ 5790	$ 5955	$ 6163	$ 6576	$ 6989	$ 7402	$ 8229	$ 263
		Contrast	1443US/FC	□□□□	□□□□	□□		□□	□□□	195.0#	5065	5458	5561	5686	5770	5934	6101	6306	6716	7132	7542	8372	263
 LYRA	**Lounge Ottoman with Wood Shell, Sled Base** • Non-contrast C.O.M = 1 yd		1420WS	□□□□		□□	□□□	□□	□□□	35.0#	$ 1879	$ 1935	$ 1952	$ 1972	$ 1982	$ 2005	$ 2033	$ 2062	$ 2124	$ 2183	$ 2246	$ 2369	$ 192
 LYRA	**Lounge Ottoman with Upholstered Shell, Sled Base** • Non-contrast C.O.M = 1.5 yd		1420US	□□□□		□□		□□	□□□	35.0#	$ 1517	$ 1605	$ 1629	$ 1658	$ 1675	$ 1711	$ 1749	$ 1796	$ 1888	$ 1978	$ 2070	$ 2253	$ 192
			Ⓐ	Ⓑ	Ⓒ	Ⓓ	Ⓔ	Ⓕ	Ⓖ														

HOW TO ORDER

Indicate the following information on order form:
1. Quantity of each item.
2. Model number, including options. See "How To Build a Model Number".
3. Any special service required.

Note: • The □ indicates that a choice is required.
- The absence of the □ indicates that no choice is required.
- Alpha-numeric characters in place of □ indicate that no other alternatives are available.

HOW TO BUILD A MODEL NUMBER

Ⓐ Select basic model.

Ⓑ Select non-contrast or fabric contrast 1.
Refer to **ki.com/fabrics**

Ⓒ Select fabric contrast 2.
Refer to **ki.com/fabrics**

Ⓓ Select base finish color.
Refer to the **Product Color Options** page in this price list.

Ⓔ Select wood shell finish color.
Refer to the **Product Color Options** page in this price list.

Ⓕ Select glide option.

NGL	- No glides
GNY	- Nylon glides (black); add $6

Ⓖ Select moisture barrier.

MB	- Moisture barrier
NMB	- No moisture barrier

See pricing column for moisture barrier upcharge.

INFORMATION

C.O.M. Requirements
C.O.M. yardage requirements listed above are based on plain goods 54" wide. If less than 54" wide or fabrics requiring matching (stripes, plaids, prints, large patterns), additional yardage will be needed. Consult C.O.M. matrix on the Ordering C.O.M. and C.O.L. page for additional yardage needed. For C.O.M. fabric sent to KI-High Point on multiple rolls, add an additional yard of fabric per roll to the yardage requirements.

C.O.L. Requirements
Figure 18 sq. ft. of leather (C.O.L.) for each yard shown (i.e., 4.75 x 18 = 85.5 sq. ft.).

Contrasting Upholstery
When contrasting fabric is chosen, price at highest in-grade.

Minimum Fabric/Leather Quantity
Minimum order for fabric is 1 yard. Minimum order for leather is 1 hide (approximately 50 sq. ft).

Construction
Frame constructed of kiln-dried hardwood and furniture-grade plywood. Cushioning of multiple densities of polyurethane foam and Dacron fiber.

Note
The Lyra Lounge Collection is available in exposed wood back and upholstered back shell. The Lounge Collection sled base can be specified in powdercoat paint and chrome. See product color options page.

SPECIAL SERVICES

Special Carton Marking

With specially marked information	N/C

Shipping
Ships **assembled, FOB High Point, NC 27263, freight prepaid.** Freight class 175

Specifications and prices are subject to change without prior notice.

Lyra®
Parlor

	MODEL	Features	MODEL NUMBER Basic Model	Non-Contrast or Fabric Contrast 1 (A)	Fabric Contrast 2 (B)	Wood Leg Finish (C)	Moisture Barrier (D)	Approx. Packaged Weight	Grade C.O.M.	Grade C	Grade D	Grade E & C.O.L.	Grade F	Grade G	Grade H	Grade I	Grade J	Grade K	Grade L Leather	Grade M Leather	Moisture Barrier add to list price
	**Parlor Chair with Upholstered Back, Wood Leg Base** • Non-contrast C.O.M = 5.5 yd • 1 = Body (Fabric Contrast 1) C.O.M. = 4.25 yd • 2 = Seat (Fabric Contrast 2) C.O.M. = 1.25 yd	Non-contrast	1423UW/NC	□□□□		□□□	□□□	91.0#	$ 3133	$ 3412	$ 3484	$ 3570	$ 3629	$ 3743	$ 3862	$ 4008	$ 4299	$ 4587	$ 4878	$ 5462	$ 237
		Contrast	1423UW/FC	□□□□	□□□□	□□□	□□□	91.0#	3213	3487	3560	3648	3704	3820	3938	4085	4375	4664	4957	5538	237
LYRA																					
	**Parlor Loveseat with Upholstered Back, Wood Leg Base** • Non-contrast C.O.M = 6.75 yd • 1 = Body (Fabric Contrast 1) C.O.M. = 5.25 yd • 2 = Seat (Fabric Contrast 2) C.O.M. = 1.75 yd	Non-contrast	1433UW/NC	□□□□		□□□	□□□	145.0#	$ 4533	$ 4854	$ 4934	$ 5034	$ 5105	$ 5237	$ 5373	$ 5542	$ 5876	$ 6214	$ 6550	$ 7223	$ 246
		Contrast	1433UW/FC	□□□□	□□□□	□□□	□□□	145.0#	4647	4966	5051	5151	5219	5352	5486	5657	5993	6329	6668	7339	246
LYRA																					
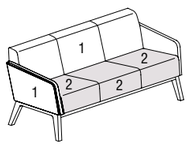	**Parlor Sofa with Upholstered Back, Wood Leg Base** • Non-contrast C.O.M = 8.75 yd • 1 = Body (Fabric Contrast 1) C.O.M. = 6.5 yd • 2 = Seat (Fabric Contrast 2) C.O.M. = 2.5 yd	Non-contrast	1443UW/NC	□□□□		□□□	□□□	195.0#	$ 5456	$ 5846	$ 5950	$ 6075	$ 6158	$ 6321	$ 6489	$ 6694	$ 7106	$ 7521	$ 7934	$ 8759	$ 268
		Contrast	1443UW/FC	□□□□	□□□□	□□□	□□□	195.0#	5601	5992	6094	6218	6302	6466	6630	6839	7250	7664	8078	8903	268
LYRA																					
	**Parlor Ottoman with Upholstered Shell, Wood Leg Base** • Non-contrast C.O.M = 1.5 yd		1420UW	□□□□		□□□	□□□	40.0#	$ 1556	$ 1644	$ 1668	$ 1694	$ 1711	$ 1749	$ 1790	$ 1831	$ 1923	$ 2016	$ 2109	$ 2293	$ 192
LYRA																					
				Ⓐ	Ⓑ	Ⓒ	Ⓓ	Ⓔ													

HOW TO ORDER

Indicate the following information on order form:
1. Quantity of each item.
2. Model number, including options. See "How To Build a Model Number".
3. Any special service required.

Note: • The □ indicates that a choice is required.
- The absence of the □ indicates that no choice is required.
- Alpha-numeric characters in place of □ indicate that no other alternatives are available.

HOW TO BUILD A MODEL NUMBER

Ⓐ Select basic model.

Ⓑ Select non-contrast or fabric contrast 1.
Refer to **ki.com/fabrics**

Ⓒ Select fabric contrast 2.
Refer to **ki.com/fabrics**

Ⓓ Select wood leg finish color.
Refer to the **Product Color Options** page in this price list.
For Kensington Maple add upcharge.

Ⓔ Select moisture barrier.

MB	- Moisture barrier
NMB	- No moisture barrier

See pricing column for moisture barrier upcharge.

KENSINGTON MAPLE UPCHARGE

Kensington Maple requires extended leadtimes.

Model	
1423UW/NC	$98
1423UW/FC	$98
1433UW/NC	$133
1433UW/FC	$133
1443UW/NC	$206
1443UW/FC	$206
1420UW/NC	$75
1420UW/FC	$75

INFORMATION

C.O.M. Requirements
C.O.M. yardage requirements listed above are based on plain goods 54" wide. If less than 54" wide or fabrics requiring matching (stripes, plaids, prints, large patterns), additional yardage will be needed. Consult C.O.M. matrix on the Ordering C.O.M. and C.O.L. page for additional yardage needed. For C.O.M. fabric sent to KI-High Point on multiple rolls, add an additional yard of fabric per roll to the yardage requirements.

C.O.L. Requirements
Figure 18 sq. ft. of leather (C.O.L.) for each yard shown (i.e., 4.75 x 18 = 85.5 sq. ft.).

Contrasting Upholstery
When contrasting fabric is chosen, price at highest in-grade.

Minimum Fabric/Leather Quantity
Minimum order for fabric is 1 yard. Minimum order for leather is 1 hide (approximately 50 sq. ft).

Construction
Frame constructed of kiln-dried hardwood and furniture-grade plywood. Cushioning of multiple densities of polyurethane foam and Dacron fiber.

Note
The Lyra Parlor Collection is available in upholstered back with wood legs only. The wood leg base is available in beech and maple (Kensington Maple) only. See color addendum at ki.com for finish options.

SPECIAL SERVICES

Special Carton Marking

With specially marked information	N/C

Shipping
Ships **assembled, FOB High Point, NC 27263, freight prepaid.** Freight class 175

Specifications and prices are subject to change without prior notice.

Lyra®
Club

Lyra®
Club

	MODEL	Features	MODEL NUMBER: Basic Model	Non-Contrast or Fabric Contrast 1 (A)	Fabric Contrast 2 (B)	Base Finish (C)	Wood Shell Finish (D)	Painted Shell Color (E)	Moisture Barrier (F)	Approx. Packaged Weight	Grade C.O.M.	Grade C	Grade D	Grade E & C.O.L.	Grade F	Grade G	Grade H	Grade I	Grade J	Grade K	Grade L Leather	Grade M Leather	Moisture Barrier add to list price
	**Club Chair with Exposed Wood Back, Pedestal Base** • Non-contrast C.O.M = 3.75 yd • 1 = Body (Fabric Contrast 1) C.O.M. = 2.5 yd • 2 = Seat (Fabric Contrast 2) C.O.M. = 1.25 yd	Non-contrast	1423WP/NC	☐☐☐☐		☐☐	☐☐☐		☐☐☐	100.0#	$ 3120	$ 3291	$ 3338	$ 3394	$ 3433	$ 3504	$ 3575	$ 3670	$ 3855	$ 4039	$ 4221	$ 4586	$ 210
		Contrast	1423WP/FC	☐☐☐☐	☐☐☐☐	☐☐	☐☐☐		☐☐☐	100.0#	3193	3369	3415	3471	3506	3577	3655	3743	3932	4114	4298	4663	210
LYRA																							
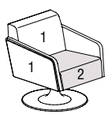	**Club Chair with Upholstered Back, Pedestal Base** • Non-contrast C.O.M = 5.5 yd • 1 = Body (Fabric Contrast 1) C.O.M. = 4.25 yd • 2 = Seat (Fabric Contrast 2) C.O.M. = 1.25 yd	Non-contrast	1423UP/NC	☐☐☐☐		☐☐			☐☐☐	100.0#	$ 3283	$ 3559	$ 3630	$ 3720	$ 3777	$ 3891	$ 4009	$ 4154	$ 4443	$ 4733	$ 5025	$ 5607	$ 237
		Contrast	1423UP/FC	☐☐☐☐	☐☐☐☐	☐☐			☐☐☐	100.0#	3360	3633	3708	3795	3854	3967	4086	4228	4522	4810	5103	5684	237
LYRA																							
	**Club Chair with Painted Back, Pedestal Base** • Non-contrast C.O.M = 3.75 yd • 1 = Body (Fabric Contrast 1) C.O.M. = 2.5 yd • 2 = Seat (Fabric Contrast 2) C.O.M. = 1.25 yd	Non-contrast	1423PP/NC	☐☐☐☐		☐☐		☐☐	☐☐☐	100.0#	$ 3120	$ 3291	$ 3338	$ 3394	$ 3433	$ 3504	$ 3575	$ 3670	$ 3855	$ 4039	$ 4221	$ 4586	$ 210
		Contrast	1423PP/FC	☐☐☐☐	☐☐☐☐	☐☐		☐☐	☐☐☐	100.0#	3193	3369	3415	3471	3506	3577	3655	3743	3932	4114	4298	4663	210
LYRA																							
				Ⓐ	Ⓑ	Ⓒ	Ⓓ	Ⓔ	Ⓕ	Ⓖ													

HOW TO ORDER

Indicate the following information on order form:
1. Quantity of each item.
2. Model number, including options. See “How To Build a Model Number”.
3. Any special service required.

Note: • The ☐ indicates that a choice is required.
- The absence of the ☐ indicates that no choice is required.
- Alpha-numeric characters in place of ☐ indicate that no other alternatives are available.

HOW TO BUILD A MODEL NUMBER

Ⓐ Select basic model.

Ⓑ Select non-contrast or fabric contrast 1.
Refer to **ki.com/fabrics**

Ⓒ Select fabric contrast 2.
Refer to **ki.com/fabrics**

Ⓓ Select base finish color.
Refer to the **Product Color Options** page in this price list.
Pedestal base Chrome frame; add $396.

Ⓔ Select wood shell finish color.
Refer to the **Product Color Options** page in this price list.

Ⓕ Select wood shell paint color.
Refer to the **Product Color Options** page in this price list.

Ⓖ Select moisture barrier.
MB - Moisture barrier
NMB - No moisture barrier
See pricing column for moisture barrier upcharge.

INFORMATION

C.O.M. Requirements
C.O.M. yardage requirements listed above are based on plain goods 54” wide. If less than 54” wide or fabrics requiring matching (stripes, plaids, prints, large patterns), additional yardage will be needed. Consult C.O.M. matrix on the Ordering C.O.M. and C.O.L. page for additional yardage needed. For C.O.M. fabric sent to KI-High Point on multiple rolls, add an additional yard of fabric per roll to the yardage requirements.

C.O.L. Requirements
Figure 18 sq. ft. of leather (C.O.L.) for each yard shown (i.e., 4.75 x 18 = 85.5 sq. ft.).

Contrasting Upholstery
When contrasting fabric is chosen, price at highest in-grade.

Minimum Fabric/Leather Quantity
Minimum order for fabric is 1 yard. Minimum order for leather is 1 hide (approximately 50 sq. ft).

Construction
Frame constructed of kiln-dried hardwood and furniture-grade plywood. Cushioning of multiple densities of polyurethane foam and Dacron fiber.

Note
The Lyra Club Collection is available in an exposed wood back, upholstered back, or painted wood back. The pedestal base can be specified in powdercoat paint or chrome. See color addendum at ki.com for finish options.

SPECIAL SERVICES

Special Carton Marking

With specially marked information	N/C

Shipping
Ships **assembled, FOB High Point, NC 27263, freight prepaid.** Freight class 175

Specifications and prices are subject to change without prior notice.

Lyra®
Replacement Parts

Lyra®
Replacement Parts

	MODEL	MODEL NUMBER Basic Model	Non-Contrast or Fabric Contrast 1	Moisture Barrier	Approx. Packaged Weight	Grade C.O.M.	Grade C	Grade D	Grade E & C.O.L.	Grade F	Grade G	Grade H	Grade I	Grade J	Grade K	Grade L Leather	Grade M Leather	Moisture Barrier add to list price
LYRP	**Lounge or Parlor Chair - Replacement Interior Back**	1423-BK	□□□□	□□□	0.0#	$ 803	$ 876	$ 889	$ 914	$ 928	$ 961	$ 991	$ 1029	$ 1106	$ 1182	$ 1257	$ 1411	$ 188
LYRP	**Club Chair - Replacement Interior Back**	1423P-BK	□□□□	□□□	0.0#	$ 781	$ 854	$ 878	$ 896	$ 913	$ 942	$ 975	$ 1010	$ 1089	$ 1164	$ 1243	$ 1393	$ 188
LYRP	**Lounge, Parlor or Club Chair - Replacement Seat**	1423-ST	□□□□	□□□	0.0#	$ 779	$ 853	$ 876	$ 895	$ 911	$ 941	$ 972	$ 1009	$ 1088	$ 1163	$ 1241	$ 1392	$ 188
LYRP	**Lounge, Parlor or Club Chair - Replacement Arms (pair)**	1423-AR	□□□□	□□□	0.0#	$ 933	$ 1007	$ 1021	$ 1049	$ 1061	$ 1093	$ 1124	$ 1163	$ 1241	$ 1313	$ 1391	$ 1546	$ 188
LYRP	**Loveseat - Replacement Interior Back**	1433-BK	□□□□	□□□	0.0#	$ 980	$ 1080	$ 1109	$ 1141	$ 1162	$ 1205	$ 1247	$ 1300	$ 1409	$ 1514	$ 1623	$ 1835	$ 194
LYRP	**Loveseat - Replacement Seat**	1433-ST	□□□□	□□□	0.0#	$ 1142	$ 1230	$ 1252	$ 1284	$ 1298	$ 1335	$ 1371	$ 1418	$ 1508	$ 1601	$ 1694	$ 1878	$ 192
LYRP	**Sofa - Replacement Interior Back**	1443-BK	□□□□	□□□	0.0#	$ 1179	$ 1310	$ 1347	$ 1386	$ 1412	$ 1468	$ 1523	$ 1593	$ 1731	$ 1872	$ 2006	$ 2281	$ 202
LYRP	**Sofa - Replacement Seat**	1443-ST	□□□□	□□□	0.0#	$ 1488	$ 1618	$ 1653	$ 1691	$ 1723	$ 1773	$ 1831	$ 1897	$ 2038	$ 2175	$ 2314	$ 2588	$ 202
LYRP	**Loveseat or Sofa - Replacement Arms (pair)**	1443-AR	□□□□	□□□	0.0#	$ 1008	$ 1078	$ 1097	$ 1123	$ 1138	$ 1169	$ 1200	$ 1240	$ 1312	$ 1390	$ 1467	$ 1620	$ 188
		Ⓐ	Ⓑ	Ⓒ														

HOW TO ORDER

Indicate the following information on order form:
1. Quantity of each item.
2. Model number, including options. See "How To Build a Model Number".
3. Any special service required.

Note: • The □ indicates that a choice is required.
- The absence of the □ indicates that no choice is required.
- Alpha-numeric characters in place of □ indicate that no other alternatives are available.

HOW TO BUILD A MODEL NUMBER

Ⓐ Select basic model.

Ⓑ Select non-contrast or fabric contrast 1. Refer to **ki.com/fabrics**

Ⓒ Select moisture barrier.

MB	- Moisture barrier
NMB	- No moisture barrier

See pricing column for moisture barrier upcharge.

INFORMATION

C.O.M. Requirements
C.O.M. yardage requirements listed above are based on plain goods 54" wide. If less than 54" wide or fabrics requiring matching (stripes, plaids, prints, large patterns), additional yardage will be needed. Consult C.O.M. matrix on the Ordering C.O.M. and C.O.L. page for additional yardage needed. For C.O.M. fabric sent to KI-High Point on multiple rolls, add an additional yard of fabric per roll to the yardage requirements.

C.O.L. Requirements
Figure 18 sq. ft. of leather (C.O.L.) for each yard shown (i.e., 4.75 x 18 = 85.5 sq. ft.).

Minimum Fabric/Leather Quantity
Minimum order for fabric is 1 yard. Minimum order for leather is 1 hide (approximately 50 sq. ft).

SPECIAL SERVICES

Special Carton Marking

With specially marked information	N/C

Shipping
Ships **assembled, FOB High Point, NC 27263, freight prepaid.** Freight class 175

Specifications and prices are subject to change without prior notice.

Lyra®
Tables-Laminate

	MODEL	W x D x H	MODEL NUMBER Basic Model	Laminate Color	Base Finish	Wood Leg Finish	Glide Option	Approx. Packaged Weight	Delivered Pricing
 LYFS	**Lounge Small End Table (Laminate Top), Sled Base**	20 x 20 x 18"	1412S	□□□	□□		□□	35.0#	$ 1006
 LYFS	**Parlor Small End Table (Laminate Top), Wood Leg Base**	20 x 20 x 18"	1412W	□□□		□□□		40.0#	$ 1105
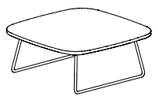 LYFS	**Lounge Medium End Table (Laminate Top), Sled Base**	31 x 31 x 13"	1414S	□□□	□□		□□	55.0#	$ 1226
 LYFS	**Parlor Medium End Table (Laminate Top), Wood Leg Base**	31 x 31 x 13"	1414W	□□□		□□□		60.0#	$ 1274
 LYFS	**Club Medium End Table (Laminate Top), Pedestal Base**	31 x 31 x 13"	1414P	□□□	□□			65.0#	$ 1541
			Ⓐ	Ⓑ	Ⓒ	Ⓓ	Ⓔ		

HOW TO ORDER

Indicate the following information on order form:
1. Quantity of each item.
2. Model number, including options. See "How To Build a Model Number".
3. Any special service required.

Note: • The □ indicates that a choice is required.
- The absence of the □ indicates that no choice is required.
- Alpha-numeric characters in place of □ indicate that no other alternatives are available.

HOW TO BUILD A MODEL NUMBER

Ⓐ Select basic model.

Ⓑ Select laminate color.
Refer to the **Product Color Options** page in this price list.

Ⓒ Select base finish color.
Refer to the **Product Color Options** page in this price list.
Pedestal base Chrome frame; add $390.

Ⓓ Select wood leg finish color.
Refer to the **Product Color Options** page in this price list.
For Kensington Maple add upcharge.

Ⓔ Select glide option.

NGL	- No glides
GNY	- Nylon glides (black); add $6

KENSINGTON MAPLE UPCHARGE

Kensington Maple requires extended leadtimes.

Model	
1402W	$207
1404W	$241
1407W	$252
1408W	$277
1412W	$192
1414W	$234
1417W	$252
1418W	$267

SPECIAL SERVICES

Special Carton Marking

With specially marked information N/C

Shipping

Ships **assembled, FOB High Point, NC 27263, freight prepaid.** Freight class 175

Specifications and prices are subject to change without prior notice.

Lyra®
Tables-Laminate

	MODEL	W x D x H	MODEL NUMBER Basic Model (A)	Laminate Color (B)	Base Finish (C)	Wood Leg Finish (D)	Glide Option (E)	Approx. Packaged Weight	Delivered Pricing
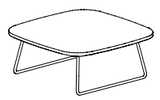 LYFS	**Lounge Large End Table (Laminate Top), Sled Base**	36 x 36 x 13”	1417S	□□□	□□		□□	70.0#	$ 1399
 LYFS	**Parlor Large End Table (Laminate Top), Wood Leg Base**	36 x 36 x 13”	1417W	□□□		□□□		75.0#	$ 1410
 LYFS	**Club Large End Table (Laminate Top), Pedestal Base**	36 x 36 x 13”	1417P	□□□	□□			80.0#	$ 1640
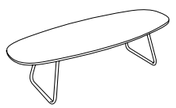 LYFS	**Lounge Obround Coffee Table (Laminate Top), Sled Base**	54 x 20 x 13”	1418S	□□□	□□		□□	60.0#	$ 1496
 LYFS	**Parlor Obround Coffee Table (Laminate Top), Wood Leg Base**	54 x 20 x 13”	1418W	□□□		□□□		65.0#	$ 1505

HOW TO ORDER

Indicate the following information on order form:
1. Quantity of each item.
2. Model number, including options. See “How To Build a Model Number”.
3. Any special service required.

Note: • The □ indicates that a choice is required.
- The absence of the □ indicates that no choice is required.
- Alpha-numeric characters in place of □ indicate that no other alternatives are available.

HOW TO BUILD A MODEL NUMBER

A Select basic model.

B Select laminate color.
Refer to the **Product Color Options** page in this price list.

C Select base finish color.
Refer to the **Product Color Options** page in this price list.
Pedestal base Chrome frame; add $390.

D Select wood leg finish color.
Refer to the **Product Color Options** page in this price list.
For Kensington Maple add upcharge.

E Select glide option.

NGL	- No glides
GNY	- Nylon glides (black); add $6

KENSINGTON MAPLE UPCHARGE

Kensington Maple requires extended leadtimes.

Model	
1402W	$207
1404W	$241
1407W	$252
1408W	$277
1412W	$192
1414W	$234
1417W	$252
1418W	$267

SPECIAL SERVICES

Special Carton Marking

With specially marked information N/C

Shipping

Ships **assembled, FOB High Point, NC 27263, freight prepaid.** Freight class 175

Specifications and prices are subject to change without prior notice.

Lyra®
Tables-Veneer

	MODEL	W x D x H	MODEL NUMBER Basic Model (A)	Veneer Color (B)	Base Finish (C)	Glide Option (D)	Approx. Packaged Weight	Delivered Pricing
 LYFS	**Lounge Small End Table (Veneer Top), Sled Base**	20 x 20 x 18"	1402S	□□□	□□	□□	35.0#	$ 1014
 LYFS	**Parlor Small End Table (Veneer Top), Wood Leg Base**	20 x 20 x 18"	1402W	□□□			40.0#	$ 1116
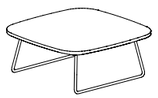 LYFS	**Lounge Medium End Table (Veneer Top), Sled Base**	31 x 31 x 13"	1404S	□□□	□□	□□	55.0#	$ 1302
 LYFS	**Parlor Medium End Table (Veneer Top), Wood Leg Base**	31 x 31 x 13"	1404W	□□□			60.0#	$ 1336
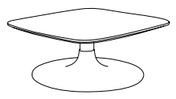 LYFS	**Club Medium End Table (Veneer Top), Pedestal Base**	31 x 31 x 13"	1404P	□□□	□□		65.0#	$ 1556

HOW TO ORDER

Indicate the following information on order form:
1. Quantity of each item.
2. Model number, including options. See "How To Build a Model Number".
3. Any special service required.

Note: • The □ indicates that a choice is required.
- The absence of the □ indicates that no choice is required.
- Alpha-numeric characters in place of □ indicate that no other alternatives are available.

HOW TO BUILD A MODEL NUMBER

A Select basic model.

B Select veneer color.
Refer to the **Product Color Options** page in this price list.
Wood leg finish always matches veneer finish.

C Select base finish color.
Refer to the **Product Color Options** page in this price list.
Pedestal base Chrome frame; add $390.

D Select glide option.

NGL	- No glides
GNY	- Nylon glides (black); add $6

KENSINGTON MAPLE UPCHARGE

Kensington Maple requires extended leadtimes.

Model	
1402W	$207
1404W	$241
1407W	$252
1408W	$277
1412W	$192
1414W	$234
1417W	$252
1418W	$267

SPECIAL SERVICES

Special Carton Marking

With specially marked information N/C

Shipping

Ships **assembled, FOB High Point, NC 27263, freight prepaid.** Freight class 175

Specifications and prices are subject to change without prior notice.

Lyra®
Tables-Veneer

	MODEL	W x D x H	MODEL NUMBER: Basic Model	Veneer Color	Base Finish	Glide Option	Approx. Packaged Weight	Delivered Pricing
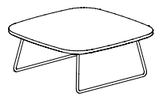 LYFS	**Lounge Large End Table (Veneer Top), Sled Base**	36 x 36 x 13”	1407S	□□□	□□	□□	70.0#	$ 1473
 LYFS	**Parlor Large End Table (Veneer Top), Wood Leg Base**	36 x 36 x 13”	1407W	□□□			75.0#	$ 1441
 LYFS	**Club Large End Table (Veneer Top), Pedestal Base**	36 x 36 x 13”	1407P	□□□	□□		80.0#	$ 1680
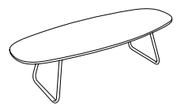 LYFS	**Lounge Obround Coffee Table (Veneer Top), Sled Base**	54 x 20 x 13”	1408S	□□□	□□	□□	60.0#	$ 1537
 LYFS	**Parlor Obround Coffee Table (Veneer Top), Wood Leg Base**	54 x 20 x 13”	1408W	□□□			65.0#	$ 1551
			Ⓐ	Ⓑ	Ⓒ	Ⓓ		

HOW TO ORDER

Indicate the following information on order form:
1. Quantity of each item.
2. Model number, including options. See “How To Build a Model Number”.
3. Any special service required.

Note: • The □ indicates that a choice is required.
- The absence of the □ indicates that no choice is required.
- Alpha-numeric characters in place of □ indicate that no other alternatives are available.

HOW TO BUILD A MODEL NUMBER

Ⓐ Select basic model.

Ⓑ Select veneer color.
Refer to the **Product Color Options** page in this price list.
Wood leg finish always matches veneer finish.

Ⓒ Select base finish color.
Refer to the **Product Color Options** page in this price list.
Pedestal base Chrome frame; add $390.

Ⓓ Select glide option.

NGL	- No glides
GNY	- Nylon glides (black); add $6

KENSINGTON MAPLE UPCHARGE

Kensington Maple requires extended leadtimes.

Model	
1402W	$207
1404W	$241
1407W	$252
1408W	$277
1412W	$192
1414W	$234
1417W	$252
1418W	$267

SPECIAL SERVICES

Special Carton Marking

With specially marked information N/C

Shipping

Ships **assembled, FOB High Point, NC 27263, freight prepaid.** Freight class 175

Specifications and prices are subject to change without prior notice.

1330 Bellevue Street
P.O. Box 8100
Green Bay, WI 54308-8100
800.424.2432
ki.com

KI and Furnishing Knowledge are registered trademarks of Krueger International, Inc.

© 2020 Krueger International, Inc.
All Rights Reserved.
Code KI-PLW-000447/KI/PDF

Furnishing Knowledge®

MAESTRO® SEATING

PRICE LIST

January 3, 2011

Updated October 3, 2022

800.424.2432

Contents

Refer to KI Terms & Conditions document or visit ki.com.

Contents

Refer to KI Terms & Conditions document or visit ki.com.

Ordering C.O.M., C.O.L., and C.O.V.

Bonduel, Green Bay, Ontario, Tupelo and Shipping Locations 3

Maestro®

General Information 4
Product Color Options 5
Chairs 6

Ordering COM, COL and COV
Information

Ordering COM, COL and COV
Information

How to Specify C.O.M. Upholstery
Textile designs often have intricate patterns. Not all individuals will interpret fabric direction in the same manner.

As a standard procedure, KI cuts fabrics off the roll in a horizontal fashion as shown in Diagram A at the right. By cutting in this fashion, most waste is eliminated. Our requirements for yardage in this book are based on this type of cutting. When directional or patterned fabrics are used, they often require more yardage than solid colors.

By providing KI with a completely filled-out copy of the form on this page, we will be able to expedite your order. We find it particularly helpful with directional or patterned upholstery material. It is critical that copies of this form accompany test quantities as well as production quantities of C.O.M.

C.O.M. must be supplied in continuous yardage.

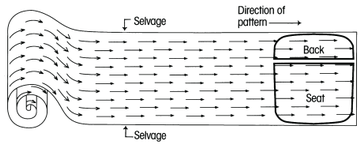

C.O.M., C.O.L. and C.O.V. Testing
KI will require for testing actual yardage to upholster one chair. The testing requirements depend on which chair you have selected on your order.

Test samples will be applied to the order and will be held for 6 months if needed. After 6 months, the sample can no longer be applied to your order. For all products to be tested, send test samples for approval to:

KI
Attn: C.O.M. Specialist
1687 Westminster Drive, Gate 3
Green Bay WI 54302

To expedite the procedure, attach a copy of the "C.O.M. Information Form" on this page.

All C.O.M., C.O.L. and C.O.V. must be labeled with the purchase order number.

C.O.M., C.O.L. and C.O.V. Production
Customer's fabrics and leathers must be approved prior to acceptance for production. Upon test approval, a 1' square sample swatch of upholstery material must accompany the order. KI assumes no responsibility for wear, defects or performance of customer's own fabrics, vinyl or leather. C.O.M., C.O.L. and C.O.V. orders are available on a deferred delivery basis.

Orders for production of C.O.M., C.O.L. and C.O.V. upholstered products are not scheduled for processing until upholstery material is received. Upon receipt, KI will provide an acknowledgement and an estimated shipping date.

KI recommends that leather be ordered in - yardage. Leather must be usable. The outer edges cannot be calculated as square feet or yardage.

The C.O.M., C.O.L. and C.O.V. yardage requirements accompanying products in the pricing section are for 10 chairs/seats or less, 54" wide nondirectional material. On larger orders, less material is required.

For exact production yardage requirements, call 1-800-424-2432, ext. 2707.

C.O.M., C.O.L. and C.O.V. Order Processing

For products shipped from Green Bay, WI facility, ship upholstery material to:

KI
Attn: C.O.M. Storage
1687 Westminster Drive - Gate 3
Green Bay, WI 54302

For products shipped from Bonduel, WI facility, ship material to:

KI
Attn: C.O.M. Storage
204 West South Street
Bonduel, WI 54107

For products shipped from Ontario, CA facility , ship material to:

Avail/Impress/Kismet/Medical & Laboratory Stools/Pilot
Attn: C.O.M. Storage
1110 S. Mildred Ave.
Ontario, CA 91761

Intricate Patterns
In the event of specific requirements for positioning of intricate patterns or pattern repeats on seats and backrests, provide a sketch noting requirements, as in Diagram B, along with materials for testing, and with the order.

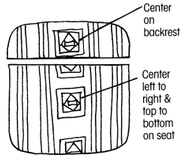

Diagram B

Treated Materials
If C.O.M. requires processing such as Scotchgard® or acrylic backing, it often shrinks. To prevent delays in delivery or back ordering due to shrinkage, please have your processor remeasure after processing and assure adequate yardage shipment.

Split Orders
If a portion of the shipment which does not require C.O.M., C.O.L. or C.O.M. applications is to be processed and shipped early, KI will enter the order immediately at your request. These split shipments are subject to minimum order changes.

Excess Upholstery Material
KI will dispose of excess upholstery material at the time of shipment unless expressly requested to return it with the product shipment.

Cancelled or Changed Orders
KI assumes no responsibility for extra C.O.M., C.O.L. or C.O.V. material due to a change of upholstery or cancellation of an order. It is the customer's responsibility to arrange for return of this material.

Contact the C.O.M. Specialist at 1-800-424-2432, ext. 2707, with questions or to verify a split order.

C.O.M., C.O.L and C.O.V. Information Form

A copy of this form should accompany test requests and production orders. Please fill it out completely, and, if your order has been acknowledged, provide the acknowledgement number.

Please see information below and check the appropriate box.

☐ Submitted for testing.

Purchase Order Number

☐ Test approved. Submitted for production.

KI Acknowledgement Number

Purchasing Agent (Dealer or buying organization)

Attention

Address

City State Zip

Project Name

Type of seating and number of units of each type

In all instances, send this form to the C.O.M. Specialist.

☐ A Selvage Top and Bottom



☐ B Selvage Side and Side



C.O.M. SHIPPING LOCATION

Architectural Walls
- Evoke ..... MN
- Genius Walls ..... MN

Casegoods
- Aristotle Tackboards ..... MN
- Likha Tackboards ..... MN

Classroom Furniture
- Intellect Wave Chairs ..... GB
- Learn2 ..... GB
- Ruckus ..... GB

Desking
- 700 Series Desking ..... KP
- Balance Overheads ..... MN
- Genesis Desking ..... MN
- True Desking ..... KP
- Universal Overheads ..... MN
- WorkZone Desking ..... MN

Files & Storage
- 700 Series Pedestal Cushion ..... GB
- Connection Zone Pads ..... BW
- U-Series Pedestal Cushion ..... GB
- Tattoo ..... BW

Fixed Seating
- Concerto Auditorium Seating ..... BW
- Single Pedestal Seating ..... GB
- Jury Base Seating ..... GB
- Lancaster Auditorium Seating ..... BW
- Sequence Seating ..... GB
- University Seating ..... GB

Panel Systems
- All Terrain ..... KP
- Balance Overheads ..... MN
- System 3000 ..... MN
- Universal Overheads ..... MN
- Wireworks ..... MN
- Unite ..... MN

Residence Hall Furniture
- RoomScape Furniture ..... MN

Screens
- All Terrain ..... KP
- Connection Zone ..... BW
- True/Volition ..... KP
- Genesis ..... KP
- Tattoo ..... MN
- Universal ..... BW

Seating
- 400 Series Folding Chairs ..... BW
- 600 Series Folding Chairs ..... BW
- 600 Series Stools ..... BW
- Affina Collection ..... HN
- Altus Task Chairs ..... GB
- Apply Stack Chairs ..... GB
- Auditorium Folding Chairs ..... BW
- Calida Lounge Seating ..... HN
- Diem Task Chairs ..... OM
- Doni Collection ..... GB
- FourC Seating ..... GB
- Gladly Lounge Seating ..... VQ
- Grazie Seating ..... GB
- Hiatus Sleeper Bench ..... HN
- Hub Modular Lounge Seating ..... HN
- Impress Task Chairs ..... OM
- Impress Ultra Task Chairs ..... OM
- Jessa Lounge Seating ..... HN
- Jubilee Lounge Seating ..... VQ
- Katera Guest Chair ..... GB
- Kurv Benches ..... HN
- LaResta Day Beds ..... HN
- LimeLite ..... GB
- Lyra Lounge Seating ..... HN
- Maestro Stack Chairs ..... GB
- Matrix Stack Chairs ..... GB
- Medical & Laboratory Stools ..... OM
- MyPlace Lounge Seating ..... HN
- MyWay Seating ..... HN
- Oath Task Chairs and Stools ..... GB
- Opt4 ..... GB
- Pilot Task Chairs ..... OM
- Promenade Seating System ..... BW
- Ruckus ..... GB
- Sela Lounge Seating ..... HN
- Sift Task Chairs ..... GB
- Signia Task Chairs and Stools ..... OM
- Soltice Metal Collection ..... HN
- Soltice Multiple, Healthcare & Guest ..... HN
- Soltice II Healthcare Seating ..... HN
- Strive Multiple, Stack & Task ..... GB
- Sway ..... BW
- Tattoo ..... HN
- Torsion-on-the-Go! Nesting Chairs ..... GB
- Torsion Air Stack and Task Seating ..... GB
- Zoetry ..... HN

KI Manufacturing Sites - Customer's Own Material Shipment Manufacturing Site Addresses

BW
KI Bonduel
Attn: COM Storage
204 West South St.
Bonduel, WI 54107

HN
KI High Point
Attn: COM Storage
217 Feld Avenue
High Point, NC 27263

MN
KI Manitowoc
Attn: COM Storage
1400 S. 41st St.
Manitowoc, WI 54220

VQ
KI
Attn: COM Fabrics
6892 Marlin Circle
La Palma, CA 90623

GB
KI Green Bay
Attn: COM Storage
1687 Westminster Drive - Gate 3
Green Bay, WI 54302

KP
KI Pembroke
Attn: COM Storage
1000 Olympic Dr.
Pembroke, Ontario K8A6X7

OM
KI
Attn: COM Storage
1110 S. Mildred Ave.
Ontario, CA 91761

© 2022 Krueger International Inc. All Rights reserved. Code KI-FF-000059/KI/PDF/0822

Maestro®
General Information



Stacking Chair (MSP)



Stacking Chair with Fixed Seat/Back Cushion (MSUSB)



Transport Dolly

Features			
Stackable	•	•	
Ganging	•	•	
Polypropyene seat and back	•	•	
Upholstered seat and back fixed cushion		•	
General Dimensions			
Seat width	18"	18"	
Seat depth	17-1/2"	17-1/2"	
Seat height	17-1/2"	18"	
Floor to back height	31-1/2"	31-1/2"	
Overall Dimensions			
Width	19-1/4"	19-1/4"	22-3/8"
Depth	21-1/4"	21-1/4"	25-5/8"
Ganging on center	20"	20"	
Stacking on Dolly			
Width	23"	23"	
Depth	42"	42"	
Quantity/height	38 Chairs/80" High	15 Chairs/80" High	
Stacking on Floor			
Width	19-1/4"	19-1/4"	
Depth	31"	31"	
Quantity/height	10 Chairs/38-3/4" High	10 Chairs/38-3/4" High	

SPECIFICATIONS

Seat and Backrest
Injection-molded polypropylene seat and back. Back features a contoured handle for easy lifting and stacking.

Seat and Back Pads
Fixed seat and back pads consist of a 3/16" thick plywood board with threaded inserts for attachment. The boards are covered in 1/2" foam padding and wrapped with fabric. The pads are attached to the seat and back with screws into the threaded fasteners.

Chair Frame
7/16" solid steel rod in bright nickel-chrome or with electrostatically-applied epoxy.

Bright Chrome Finish
Surfaces are duplex nickel-chrome plated in a twenty-one step process.

Powder-Coated Finish
Electrostatically-applied epoxy, baked onto surface. Stacking powder-coated frames is not recommended.

Transport Dolly
Tubular and plate steel welded together. 5" casters: two fixed, two swivel. Powder-coated finish.

Universal Dolly Handle
Tubular steel and plate steel construction. Handle is powder coated. Field-assembled to dolly.

INFORMATION

C.O.M. Testing and Production Requirements
Not all materials are suitable for upholstering this product. A 1 yd. x 54" sample must be submitted and approved prior to acceptance of an order. Upholstered chairs must be tested separately. If the fabric is directional in pattern or weave, the direction must be indicated on the submitted sample, and additional yardage may be requested. Customer's own vinyl and KI's 2V cannot be used on the MXU Matrix® model (upholstered seat/back, no cushion) but can be used on fixed cushion models.

Test samples must be sent to:

KI
Attn: C.O.M. Specialist
1687 Westminster Drive - Gate 3
Green Bay, WI 54302

Fabric Disclaimer
Fabric will be applied as swatched by the fabric manufacturer. Fabric that is required to be applied differently than is swatched will need a Modified Product Request written specifying the direction the fabric is to be applied.

KI Color Match Program
KI offers the additional option of color matching paint, polypropylene, or wood stain through Product Modification Requests. Contact Customer Service for details.

Whatever you imagine, whatever you require, KI's Color Match program lets you pick your color!

Color Match Process - Poly Seating Information can be found here.

INFORMATION

Warranty
Refer to KI Terms & Conditions document or visit ki.com

Maestro®
Product Color Options

Frame Color

Black	BL
Blue Grey	GR
Bronze Metallic	ZM
Cayenne	CY
Champagne Metallic	CM
Chrome	CH
Cool Grey	CG
Cottonwood	CO
Earthen Clay	EY
Espresso Metallic	EX
Everglade Shade	EV
Flannel	FN
Glitz Metallic	GZ
Hazy Jade	HJ
Honey Bee	HY
Light Tone	LG
Mardi Gras	MG
Misty Brown	MY
Nemo	NE
Nordic	ND
Poppy Red	PR
Purple Haze	PH
Rubber Ducky	RK
Sand	SA
Sky Blue	SK
Starlight Silver Metallic	SX
Surf's Up	SP
Twilight Shadow	TI
Ultra Blue	UB
Warm Grey	WG
Zesty Lime	ZL

Seat and Back Color - Polypropylene Non Flame-Retardant

Black	PBL
Blue Grey	PGR
Cayenne	PCY
Cool Grey	PCG
Cottonwood	PCO
Earthen Clay	PEY
Everglade Shade	PEV
Flannel	PFN
Hazy Jade	PHJ
Honey Bee	PHY
Light Tone	PLG
Mardi Gras	PMG
Misty Brown	PMY
Nemo	PNE
Nordic	PND
Poppy Red	PPR
Purple Haze	PPH
Rubber Ducky	PRK
Sand	PSA
Sky Blue	PSK
Surf's Up	PSP
Twilight Shadow	PTI
Ultra Blue	PUB
Warm Grey	PWG
Zesty Lime	PZL

Seat and Back Color - Polypropylene Flame-Retardant

Black	PBL

The above seating product can be manufactured using the appropriate flame-retardant materials for compliance to California Technical Bulletin 133.

Additional colors may be available. Please contact KI Customer Service at 1-800-424-2432.

Maestro®
Chairs

	MODEL	Features	MODEL NUMBER: Basic Model	Glide Option	Frame Color	Seat & Back Color	Fire Code	Upholstery Color	Approx. Packaged Weight	Delivered Pricing Unupholstered	Delivered Pricing Fabric Grade 1 & C.O.M.	Delivered Pricing Fabric Grade 2	Delivered Pricing Fabric Grade 3	Delivered Pricing Pallas Fabric Group P0	Delivered Pricing Pallas Fabric Group P1	Delivered Pricing Pallas Fabric Group P2	Delivered Pricing Pallas Fabric Group P3	Delivered Pricing Pallas Fabric Group P4
	**Stack Chair** • Polypropylene seat and backrest • Polypropylene seat and back with upholstered seat cushion • Polypropylene seat and back with upholstered cushion on seat and back • Steel rod frame in chrome or colors • 38 poly chairs stack on dolly to 80" high • 15 upholstered chairs stack on dolly to 80" high	Polypropylene	MSP	☐☐	☐☐	☐☐☐	☐☐☐		16.0#	$ 200								
MSP		Fixed Seat Cushion	MSUS	☐☐	☐☐	☐☐☐	☐☐☐	☐☐☐☐☐	18.0#	N/A	299	318	328	327	341	367	384	413
MSUS		Fixed Seat/Back Cushion	MSUSB	☐☐	☐☐	☐☐☐	☐☐☐	☐☐☐☐☐	20.0#	N/A	421	455	473	442	504	545	578	618
MSUSB																		
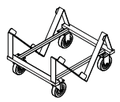	**Transport Dolly for Poly Chairs** • Easy maneuverability with 5" casters; two fixed, two swivel • Black powder-coated finish		CSD.BL						30.0#	$ 553								
HRDPT																		
	**Transport Dolly for Upholstered Chairs** • Easy maneuverability with 5" casters; two fixed, two swivel • Black powder-coated finish		MFSD.BL						30.0#	$ 553								
HRDPT																		
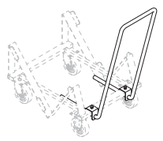	**Universal Dolly Handle** • Field installable • Provides convenient handle for relocating dolly when empty or loaded • Overall dolly height with handle is 37"		UDH.BL						8.0#	$ 199								
HRDPT																		
			Ⓐ	Ⓑ	Ⓒ	Ⓓ	Ⓔ	Ⓕ										

HOW TO ORDER

Indicate the following information on order form:
1. Quantity of each item.
2. Model number, including options. See "How To Build a Model Number".
3. Any special service required.

Note: • The ☐ indicates that a choice is required.
- The absence of the ☐ indicates that no choice is required.
- Alpha-numeric characters in place of ☐ indicate that no other alternatives are available.

HOW TO BUILD A MODEL NUMBER

Ⓐ Select basic model.

Ⓑ Select glide option.

NG	- No glides
F	- Replaceable Felt Glides; add $5
G	- Ganging polycarbonate glides; add $5
GS	- Ganging steel glides; add $5
H	- Polycarbonate glides; add $5
NS	- PVC non-skid glides; add $5
S	- Stainless steel glides; add $5

Ⓒ Select frame color.
Refer to the **Product Color Options** page in this price list.

Ⓓ Select seat and back color.
Refer to the **Product Color Options** page in this price list.

Ⓔ Select fire code.

NFR	- Compliance to TB 117-2013
FR	- Compliance to TB 133

Ⓕ Select upholstery grade/color.
Refer to **ki.com/fabrics**

OPTIONS

California TB133 Fire Safety Code
For California Technical Bulletin 133 compliant models, add the following upcharge:
Model=Polypropylene
Added Lead Time=1 week
Added List Price=$31
Model=Uph. Seat Pad Only
Added Lead Time=N/A
Added List Price=$91
Model=Uph. Seat/Back Pad
Added Lead Time=N/A
Added List Price=$108

UPHOLSTERY INFORMATION

C.O.M. Upholstery
C.O.M. requirement for 10 chairs or less with upholstered seat or upholstered seat and back is 3/4 yard per chair of 54" wide nondirectional fabric. Requirement for orders of 11 or more with upholstered seat only is 1/2 yard per chair. For orders of 11 or more with upholstered seat and back and for complete information on ordering C.O.M. see "Ordering C.O.M., C.O.V. and C.O.L." section.

SPECIAL SERVICES

Special Carton Marking

With specially marked information	N/C

Shipping
Ships **assembled, FOB Green Bay, WI 54302, freight prepaid.** Freight class 125.

Specifications and prices are subject to change without prior notice.

1330 Bellevue Street
P.O. Box 8100
Green Bay, WI 54308-8100
800.424.2432
ki.com

KI and Furnishing Knowledge are registered
trademarks of Krueger International, Inc.

© 2020 Krueger International, Inc.
All Rights Reserved.
Code KI-PLW-000426/KI/PDF

Furnishing Knowledge®

MATRIX®
SEATING

PRICE LIST

January 3, 2011

Updated October 3, 2022

800.424.2432

Contents

Refer to KI Terms & Conditions document or visit ki.com.

Contents

Refer to KI Terms & Conditions document or visit ki.com.

Ordering C.O.M., C.O.L., and C.O.V.

Bonduel, Green Bay, Ontario, Tupelo and Shipping Locations 3

Matrix®

General Information 4
Product Color Options 5
Chair and Tablet 6
Dolly 7

Ordering COM, COL and COV
Information

Ordering COM, COL and COV
Information

How to Specify C.O.M. Upholstery
Textile designs often have intricate patterns. Not all individuals will interpret fabric direction in the same manner.

As a standard procedure, KI cuts fabrics off the roll in a horizontal fashion as shown in Diagram A at the right. By cutting in this fashion, most waste is eliminated. Our requirements for yardage in this book are based on this type of cutting. When directional or patterned fabrics are used, they often require more yardage than solid colors.

By providing KI with a completely filled-out copy of the form on this page, we will be able to expedite your order. We find it particularly helpful with directional or patterned upholstery material. It is critical that copies of this form accompany test quantities as well as production quantities of C.O.M.

C.O.M. must be supplied in continuous yardage.

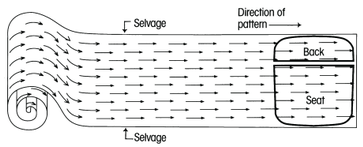

C.O.M., C.O.L. and C.O.V. Testing
KI will require for testing actual yardage to upholster one chair. The testing requirements depend on which chair you have selected on your order.

Test samples will be applied to the order and will be held for 6 months if needed. After 6 months, the sample can no longer be applied to your order. For all products to be tested, send test samples for approval to:

KI
Attn: C.O.M. Specialist
1687 Westminster Drive, Gate 3
Green Bay WI 54302

To expedite the procedure, attach a copy of the "C.O.M. Information Form" on this page.

All C.O.M., C.O.L. and C.O.V. must be labeled with the purchase order number.

C.O.M., C.O.L. and C.O.V. Production
Customer's fabrics and leathers must be approved prior to acceptance for production. Upon test approval, a 1' square sample swatch of upholstery material must accompany the order. KI assumes no responsibility for wear, defects or performance of customer's own fabrics, vinyl or leather. C.O.M., C.O.L. and C.O.V. orders are available on a deferred delivery basis.

Orders for production of C.O.M., C.O.L. and C.O.V. upholstered products are not scheduled for processing until upholstery material is received. Upon receipt, KI will provide an acknowledgement and an estimated shipping date.

KI recommends that leather be ordered in - yardage. Leather must be usable. The outer edges cannot be calculated as square feet or yardage.

The C.O.M., C.O.L. and C.O.V. yardage requirements accompanying products in the pricing section are for 10 chairs/seats or less, 54" wide nondirectional material. On larger orders, less material is required.

For exact production yardage requirements, call 1-800-424-2432, ext. 2707.

C.O.M., C.O.L. and C.O.V. Order Processing

For products shipped from Green Bay, WI facility, ship upholstery material to:

KI
Attn: C.O.M. Storage
1687 Westminster Drive - Gate 3
Green Bay, WI 54302

For products shipped from Bonduel, WI facility, ship material to:

KI
Attn: C.O.M. Storage
204 West South Street
Bonduel, WI 54107

For products shipped from Ontario, CA facility , ship material to:

Avail/Impress/Kismet/Medical & Laboratory Stools/Pilot
Attn: C.O.M. Storage
1110 S. Mildred Ave.
Ontario, CA 91761

Intricate Patterns
In the event of specific requirements for positioning of intricate patterns or pattern repeats on seats and backrests, provide a sketch noting requirements, as in Diagram B, along with materials for testing, and with the order.

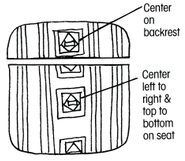

Diagram B

Treated Materials
If C.O.M. requires processing such as Scotchgard® or acrylic backing, it often shrinks. To prevent delays in delivery or back ordering due to shrinkage, please have your processor remeasure after processing and assure adequate yardage shipment.

Split Orders
If a portion of the shipment which does not require C.O.M., C.O.L. or C.O.M. applications is to be processed and shipped early, KI will enter the order immediately at your request. These split shipments are subject to minimum order changes.

Excess Upholstery Material
KI will dispose of excess upholstery material at the time of shipment unless expressly requested to return it with the product shipment.

Cancelled or Changed Orders
KI assumes no responsibility for extra C.O.M., C.O.L. or C.O.V. material due to a change of upholstery or cancellation of an order. It is the customer's responsibility to arrange for return of this material.

Contact the C.O.M. Specialist at 1-800-424-2432, ext. 2707, with questions or to verify a split order.

C.O.M., C.O.L and C.O.V. Information Form

A copy of this form should accompany test requests and production orders. Please fill it out completely, and, if your order has been acknowledged, provide the acknowledgement number.

Please see information below and check the appropriate box.

☐ Submitted for testing.

Purchase Order Number

☐ Test approved. Submitted for production.

KI Acknowledgement Number

Purchasing Agent (Dealer or buying organization)

Attention

Address

City State Zip

Project Name

Type of seating and number of units of each type

In all instances, send this form to the C.O.M. Specialist.

☐ A Selvage Top and Bottom



☐ B Selvage Side and Side



C.O.M. SHIPPING LOCATION

Architectural Walls
- Evoke ..... MN
- Genius Walls ..... MN

Casegoods
- Aristotle Tackboards ..... MN
- Likha Tackboards ..... MN

Classroom Furniture
- Intellect Wave Chairs ..... GB
- Learn2 ..... GB
- Ruckus ..... GB

Desking
- 700 Series Desking ..... KP
- Balance Overheads ..... MN
- Genesis Desking ..... MN
- True Desking ..... KP
- Universal Overheads ..... MN
- WorkZone Desking ..... MN

Files & Storage
- 700 Series Pedestal Cushion ..... GB
- Connection Zone Pads ..... BW
- U-Series Pedestal Cushion ..... GB
- Tattoo ..... BW

Fixed Seating
- Concerto Auditorium Seating ..... BW
- Single Pedestal Seating ..... GB
- Jury Base Seating ..... GB
- Lancaster Auditorium Seating ..... BW
- Sequence Seating ..... GB
- University Seating ..... GB

Panel Systems
- All Terrain ..... KP
- Balance Overheads ..... MN
- System 3000 ..... MN
- Universal Overheads ..... MN
- Wireworks ..... MN
- Unite ..... MN

Residence Hall Furniture
- RoomScape Furniture ..... MN

Screens
- All Terrain ..... KP
- Connection Zone ..... BW
- True/Volition ..... KP
- Genesis ..... KP
- Tattoo ..... MN
- Universal ..... BW

Seating
- 400 Series Folding Chairs ..... BW
- 600 Series Folding Chairs ..... BW
- 600 Series Stools ..... BW
- Affina Collection ..... HN
- Altus Task Chairs ..... GB
- Apply Stack Chairs ..... GB
- Auditorium Folding Chairs ..... BW
- Calida Lounge Seating ..... HN
- Diem Task Chairs ..... OM
- Doni Collection ..... GB
- FourC Seating ..... GB
- Gladly Lounge Seating ..... VQ
- Grazie Seating ..... GB
- Hiatus Sleeper Bench ..... HN
- Hub Modular Lounge Seating ..... HN
- Impress Task Chairs ..... OM
- Impress Ultra Task Chairs ..... OM
- Jessa Lounge Seating ..... HN
- Jubilee Lounge Seating ..... VQ
- Katera Guest Chair ..... GB
- Kurv Benches ..... HN
- LaResta Day Beds ..... HN
- LimeLite ..... GB
- Lyra Lounge Seating ..... HN
- Maestro Stack Chairs ..... GB
- Matrix Stack Chairs ..... GB
- Medical & Laboratory Stools ..... OM
- MyPlace Lounge Seating ..... HN
- MyWay Seating ..... HN
- Oath Task Chairs and Stools ..... GB
- Opt4 ..... GB
- Pilot Task Chairs ..... OM
- Promenade Seating System ..... BW
- Ruckus ..... GB
- Sela Lounge Seating ..... HN
- Sift Task Chairs ..... GB
- Signia Task Chairs and Stools ..... OM
- Soltice Metal Collection ..... HN
- Soltice Multiple, Healthcare & Guest ..... HN
- Soltice II Healthcare Seating ..... HN
- Strive Multiple, Stack & Task ..... GB
- Sway ..... BW
- Tattoo ..... HN
- Torsion-on-the-Go! Nesting Chairs ..... GB
- Torsion Air Stack and Task Seating ..... GB
- Zoetry ..... HN

KI Manufacturing Sites - Customer's Own Material Shipment Manufacturing Site Addresses

BW
KI Bonduel
Attn: COM Storage
204 West South St.
Bonduel, WI 54107

GB
KI Green Bay
Attn: COM Storage
1687 Westminster Drive - Gate 3
Green Bay, WI 54302

HN
KI High Point
Attn: COM Storage
217 Feld Avenue
High Point, NC 27263

KP
KI Pembroke
Attn: COM Storage
1000 Olympic Dr.
Pembroke, Ontario K8A6X7

MN
KI Manitowoc
Attn: COM Storage
1400 S. 41st St.
Manitowoc, WI 54220

OM
KI
Attn: COM Storage
1110 S. Mildred Ave.
Ontario, CA 91761

VQ
KI
Attn: COM Fabrics
6892 Marlin Circle
La Palma, CA 90623

© 2022 Krueger International Inc. All Rights reserved. Code KI-FF-000059/KI/PDF/0822

Matrix®
General Information



Armless Stacking Chair (MX)



Armless Stacking Chair with Fixed Seat/Back Cushion (MXFSB)

Features		
Ganging	•	•
Polypropyene seat and back	•	
Upholstered seat and back fixed cushion		•
Overall Dimensions		
Width	18-7/8" (26" With Arm)	18-7/8" (26" With Arm)
Depth	21-3/4"	21-3/4"
Height	32-1/2"	32-1/2"
Seat height	18"	18"
Stacking on Dolly		
Polypropylene seat	45 Chairs/79" High	
Fixed seat		15 Chairs/60" High
Fixed seat and back		16 Chairs/63-1/2" High
Depth	37-1/2"	37-1/2"
Stacking on Floor		
Polypropylene seat	15 Chairs/42" High	
Fixed seat		8 Chairs/44-1/2" High
Fixed seat and back		8 Chairs/44-1/2" High



Transport Dolly (Poly Chairs only) (MXD.BL)



Transport Dolly (Fixed Cushion Chairs) (MVP.BL)

Overall Dimensions		
Width	22-3/8""	22-3/8""
Depth	25-5/8"	25-5/8"
Height		14"



Tablet Arm

SPECIFICATIONS

Plastic Seats, Backrests and Armcaps
Injection-molded polypropylene.

Chair Frame
7/16" solid steel rod, bright duplex nickel chrome. Optional with electrostatically-applied epoxy (not recommended on tablet arm models).

Bright Chrome Finish
Surfaces are duplex nickel-chrome plated in a twenty-one step process.

Powder-Coated Finish
Electrostatically-applied epoxy, baked onto surface. Stacking and use of tablet arms on powder-coated frames not recommended.

Tablet Arm
7/16" solid steel rod frame, hinged tablet for easy access. Standard size has resin core; high-pressure laminate surface. Round tablet edge with clear lacquer finish. Oversized has plywood core with clear lacquered edges. Black has black painted edges. Bright chrome frame only. Chairs are nonstacking when attached, not available for use with powder-coated frame chairs. Tablet flips up for easy access. Seating clearance is 14" for standard and oversized tablet arms. Standard tablet is 20-1/2" long and 12" wide. Oversized tablet is 20-1/2" long and 17" wide. Ganging with tablet is not recommended.

Tablet Arm on Upholstered Chair
It is recommended that the tablet arm not be removed after it is affixed to the chair.

Upholstery
"Fixed Seat and/or Back Cushions" have padded fabric only on the seat and on the front of the back. Both the seat and front of the back have plastic exposed around the cushions.

Transport Dolly
Tubular and plate steel welded together. 5" casters: two fixed, two swivel. Powder-coated finish.

Universal Dolly Handle
Tubular steel and plate steel construction. Handle is powder coated. Field-assembled to dolly.

Stacking Vinyl, Polyurethane, and Imitation Leather Upholstered Chairs
It is recommended that chairs to be stacked be covered in material other than vinyl, polyurethane, or imitation leather as an impression in the seat may result. KI does not warrant the effects of stacking on stock or C.O.M. vinyl, polyurethane, or imitation leather upholstery.

INFORMATION

C.O.M. Testing and Production Requirements
Not all materials are suitable for upholstering this product. A 1 yd. x 54" sample must be submitted and approved prior to acceptance of an order. Upholstered chairs must be tested separately. If the fabric is directional in pattern or weave, the direction must be indicated on the submitted sample, and additional yardage may be requested. Customer's own vinyl and KI's 2V cannot be used on the MXU Matrix® model (upholstered seat/back, no cushion) but can be used on fixed cushion models.

Test samples must be sent to:

KI
Attn: C.O.M. Specialist
1687 Westminster Drive - Gate 3
Green Bay, WI 54302

Fabric Disclaimer
Fabric will be applied as swatched by the fabric manufacturer. Fabric that is required to be applied differently than is swatched will need a Product Modification Request written specifying the direction the fabric is to be applied.

INFORMATION

Warranty
Refer to KI Terms & Conditions document or visit ki.com

Matrix®
Product Color Options

Frame Color

Black	BL
Blue Grey	GR
Bronze Metallic	ZM
Cayenne	CY
Champagne Metallic	CM
Chrome	CH
Cool Grey	CG
Cottonwood	CO
Earthen Clay	EY
Espresso Metallic	EX
Everglade Shade	EV
Flannel	FN
Glitz Metallic	GZ
Hazy Jade	HJ
Honey Bee	HY
Light Tone	LG
Mardi Gras	MG
Misty Brown	MY
Nemo	NE
Nordic	ND
Poppy Red	PR
Purple Haze	PH
Rubber Ducky	RK
Sand	SA
Sky Blue	SK
Starlight Silver Metallic	SX
Surf's Up	SP
Twilight Shadow	TI
Ultra Blue	UB
Warm Grey	WG
Zesty Lime	ZL

Seat and Back Color - Polypropylene Non Flame-Retardant

Black	PBL
Blue Grey	PGR
Cayenne	PCY
Cool Grey	PCG
Cottonwood	PCO
Earthen Clay	PEY
Everglade Shade	PEV
Flannel	PFN
Hazy Jade	PHJ
Honey Bee	PHY
Light Tone	PLG
Mardi Gras	PMG
Misty Brown	PMY
Nemo	PNE
Nordic	PND
Poppy Red	PPR
Purple Haze	PPH
Rubber Ducky	PRK
Sand	PSA
Sky Blue	PSK
Surf's Up	PSP
Twilight Shadow	PTI
Ultra Blue	PUB
Warm Grey	PWG
Zesty Lime	PZL

Seat and Back Color - Polypropylene Flame-Retardant

Black	PBL

The above seating product can be manufactured using the appropriate flame-retardant materials for compliance to California Technical Bulletin 133.

*NOTE: When FR upholstery is selected, FR poly (black only) must be selected. NFR poly is not available with FR upholstery.

Tablet Arm Color - Laminate

Belair	LBQ
Biltmore Cherry	LBT
Black	LBK
Brighton Walnut	LBW
Canyon Zephyr	LCA
Castle Oak	LCO
Casual Linen	LCU
Cherry Storm	LCX
Classic Linen	LCI
Cloud Zephyr	LCL
Cocobala	LCC
Crisp Linen	LRI
Desert Zephyr	LDZ
Dove Grey	LDG
Fired Steel	LIL
Flax Linen	LXF
Florence Walnut	LFC
Forged Steel	LOL
Friston Ash	LFH
Frosty White	LFW
Graphite Nebula	LGN
Grey	LGE
High Rise	LHE
Hollyberry	LHY
Irish Linen	LIH
Island	LID
Italian Silver Ash	LIT
Kensington Maple	LKM
Lapis Blue	LLB
Markerboard White	LMK
Misted Zephyr	LMR
Monticello Maple	LMT
Nickel Evolv	LNV
North Sea	LNA
Ocean	LON
Pearl Bisque	LPB
Pearl Silver	LPS
Pressed Linen	LPR
River Cherry	LRY
Rugged Linen	LRG
Satin Stainless	LSS
Shadow Zephyr	LSR
Silicon evolv	LSV
Sterling Ash	LAZ
Tailored Linen	LTL
Titanium evolv	LTV
White Nebula	LWL
White Sand	LWN
Windsor Mahogany	LWY

Matrix®
Chair and Tablet

Matrix®
Chair and Tablet

	MODEL	Features	MODEL NUMBER: Basic Model	Glide Option	Frame Color	Seat & Back Color	Fire Code	Uph. Color	Tablet Arm Color	Approx. Packaged Weight	Delivered Pricing Unupholstered	Delivered Pricing Fabric Grade 1 & C.O.M.	Delivered Pricing Fabric Grade 2	Delivered Pricing Fabric Grade 3	Delivered Pricing C.O.V.	Delivered Pricing Vinyl Group 2V	Delivered Pricing Pallas Fabric Group P0	Delivered Pricing Pallas Fabric Group P1	Delivered Pricing Pallas Fabric Group P2	Delivered Pricing Pallas Fabric Group P3	Delivered Pricing Pallas Fabric Group P4
	**Armless Stack Chair** • Polypropylene seat and backrest • Polypropylene seat and back with upholstered seat cushion • Polypropylene seat and back with upholstered cushions on seat and back • Steel rod frame in chrome or colors • Wire stacking bumper frame is standard on upholstered chair	Polypropylene	MX	□□	□□	□□□	□□□			17.0#	$ 291										
		Fixed Seat Cushion	MXFS	□□	□□	□□□	□□□	□□□		19.0#	N/A	390	409	416	390	416	418	430	455	473	499
		Fixed Seat/Back Cushion	MXFSB	□□	□□	□□□	□□□	□□□		21.0#	N/A	512	544	565	512	565	534	597	637	669	707
MX																					
MXFS																					
MXFSB																					
	**Standard Flip-Up Tablet Arm** • NONSTACKING • 12” wide x 20-1/2” deep • Field installable • For use only on chrome framed chairs	Left Hand	MXTARM/STD/L						□□□	7.0#	$ 235										
		Right Hand	MXTARM/STD/R						□□□	7.0#	235										
MXT																					
	**Oversize Flip-Up Tablet Arm** • NONSTACKING • 17” wide x 20-1/2” deep • Field installable • For use only on chrome framed chairs	Left Hand	MXTARM/OVS/L						□□□	9.0#	$ 307										
		Right Hand	MXTARM/OVS/R						□□□	9.0#	307										
MXT																					
			Ⓐ	Ⓑ	Ⓒ	Ⓓ	Ⓔ	Ⓕ	Ⓖ												

HOW TO ORDER

Indicate the following information on order form:
1. Quantity of each item.
2. Model number, including options. See “How To Build a Model Number”.
3. Any special service required.

Note: • The □ indicates that a choice is required.
- The absence of the □ indicates that no choice is required.
- Alpha-numeric characters in place of □ indicate that no other alternatives are available.

HOW TO BUILD A MODEL NUMBER

Ⓐ Select basic model.

Ⓑ Select glide option.

NG	- No glides
F	- Replaceable Felt Glides; add $5
G	- Ganging polycarbonate glides; add $5
GS	- Ganging steel glides; add $5
H	- Polycarbonate glides; add $5
NS	- PVC non-skid glides; add $5
S	- Stainless steel glides; add $5

Ⓒ Select frame color.
Refer to the **Product Color Options** page in this price list.

Ⓓ Select seat and back color.
Refer to the **Product Color Options** page in this price list.

Ⓔ Select fire code.

FR	- Compliance to TB 133
NFR	- Compliance to TB 117-2013

Ⓕ Select upholstery grade/color.
Refer to **ki.com/fabrics**

Ⓖ Select tablet arm color.
Refer to the **Product Color Options** page in this price list.

OPTIONS

California TB133 Fire Safety Code
For California Technical Bulletin 133 compliant models, add the following upcharge:

Model=Polypropylene
Added Lead Time=1 week
Added List Price=$33
Model=Upholstered
Added Lead Time=1 week
Added List Price=$59

UPHOLSTERY INFORMATION

C.O.M. Upholstery
C.O.M. requirement for 10 chairs or less is 1 yard per chair of 54” wide nondirectional fabric. For orders of 11 or more chairs and for complete information on ordering C.O.M. see “Ordering C.O.M., C.O.V. and C.O.L.” section.

COLOR MATCH
KI offers the additional option of color matching paint, polypropylene or wood stain through Product Modification Requests. Contact Customer Service for details.

SPECIAL SERVICES

Special Carton Marking

With specially marked information	N/C

Shipping
Ships **assembled, FOB Green Bay, WI 54302, freight prepaid.** Freight class 125.

Specifications and prices are subject to change without prior notice.

Matrix®
Dolly

	MODEL	MODEL NUMBER Basic Model	Approx. Packaged Weight	Delivered Pricing Unupholstered
 HRDPT	**Transport Dolly for Fixed Cushion Chairs** • Easy maneuverability with 5" casters; two fixed, two swivel • Black powder-coated finish • For use with fixed cushion chairs	MVP.BL	19.0#	$ 583
 HRDPT	**Transport Dolly for Poly Chairs** • Easy maneuverability with 5" casters; two fixed, two swivel • Black powder-coated finish • For use with poly	MXD.BL	30.0#	$ 538
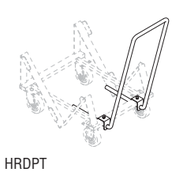 HRDPT	**Universal Dolly Handle** • Field installable • Provides convenient handle for relocating dolly when empty or loaded • Overall dolly height with handle is 37"	UDH.BL	8.0#	$ 199

Ⓐ

HOW TO ORDER

Indicate the following information on order form:
1. Quantity of each item.
2. Model number, including options. See "How To Build a Model Number".
3. Any special service required.

Note: • The ☐ indicates that a choice is required.
- The absence of the ☐ indicates that no choice is required.
- Alpha-numeric characters in place of ☐ indicate that no other alternatives are available.

HOW TO BUILD A MODEL NUMBER

Ⓐ Select basic model.

OPTIONS

California TB133 Fire Safety Code
For California Technical Bulletin 133 compliant models, add the following upcharge:

Model=Polypropylene
Added Lead Time=1 week
Added List Price=$33
Model=Upholstered
Added Lead Time=1 week
Added List Price=$59

UPHOLSTERY INFORMATION

C.O.M. Upholstery
C.O.M. requirement for 10 chairs or less is 1 yard per chair of 54" wide nondirectional fabric. For orders of 11 or more chairs and for complete information on ordering C.O.M. see "Ordering C.O.M., C.O.V. and C.O.L." section.

COLOR MATCH

KI offers the additional option of color matching paint, polypropylene or wood stain through Product Modification Requests. Contact Customer Service for details.

SPECIAL SERVICES

Special Carton Marking

With specially marked information	N/C

Shipping
Ships **assembled, FOB Green Bay, WI 54302, freight prepaid.** Freight class 125.

Specifications and prices are subject to change without prior notice.

1330 Bellevue Street
P.O. Box 8100
Green Bay, WI 54308-8100
800.424.2432
ki.com

KI and Furnishing Knowledge are registered
trademarks of Krueger International, Inc.

© 2020 Krueger International, Inc.
All Rights Reserved.
Code KI-PLW-000427/KI/PDF

Furnishing Knowledge®

MEDICAL & LABORATORY STOOLS

PRICE LIST

June 6, 2021

Updated October 3, 2022

800.424.2432

Contents

Refer to KI Terms & Conditions document or visit ki.com.

Contents

Refer to KI Terms & Conditions document or visit ki.com.

Ordering C.O.M., C.O.L., and C.O.V.

Bonduel, Green Bay, Ontario, and Shipping Locations 3

Medical and Laboratory

General Information 5

Stools 6

How to Specify C.O.M. Upholstery
Textile designs often have intricate patterns. Not all individuals will interpret fabric direction in the same manner.

As a standard procedure, KI cuts fabrics off the roll in a horizontal fashion as shown in Diagram A at the right. By cutting in this fashion, most waste is eliminated. Our requirements for yardage in this book are based on this type of cutting. When directional or patterned fabrics are used, they often require more yardage than solid colors.

By providing KI with a completely filled-out copy of the form on this page, we will be able to expedite your order. We find it particularly helpful with directional or patterned upholstery material. It is critical that copies of this form accompany test quantities as well as production quantities of C.O.M.

C.O.M. must be supplied in continuous yardage.

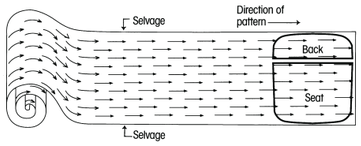

C.O.M., C.O.L. and C.O.V. Testing
KI will require for testing actual yardage to upholster one chair. The testing requirements depend on which chair you have selected on your order.

Test samples will be applied to the order and will be held for 6 months if needed. After 6 months, the sample can no longer be applied to your order. For all products to be tested, send test samples for approval to:

KI
Attn: C.O.M. Specialist
1687 Westminster Drive, Gate 3
Green Bay WI 54302

To expedite the procedure, attach a copy of the "C.O.M. Information Form" on this page.

All C.O.M., C.O.L. and C.O.V. must be labeled with the purchase order number.

C.O.M., C.O.L. and C.O.V. Production
Customer's fabrics and leathers must be approved prior to acceptance for production. Upon test approval, a 1' square sample swatch of upholstery material must accompany the order. KI assumes no responsibility for wear, defects or performance of customer's own fabrics, vinyl or leather. C.O.M., C.O.L. and C.O.V. orders are available on a deferred delivery basis.

Orders for production of C.O.M., C.O.L. and C.O.V. upholstered products are not scheduled for processing until upholstery material is received. Upon receipt, KI will provide an acknowledgement and an estimated shipping date.

KI recommends that leather be ordered in yardage. Leather must be usable. The outer edges cannot be calculated as square feet or yardage.

The C.O.M., C.O.L. and C.O.V. yardage requirements accompanying products in the pricing section are for 10 chairs/seats or less, 54" wide nondirectional material. On larger orders, less material is required.

For exact production yardage requirements, call 1-800-424-2432, ext. 2707.

C.O.M., C.O.L. and C.O.V. Order Processing

For products shipped from Green Bay, WI facility, ship upholstery material to:

KI
Attn: C.O.M. Storage
1687 Westminster Drive - Gate 3
Green Bay, WI 54302

For products shipped from Bonduel, WI facility, ship material to:

KI
Attn: C.O.M. Storage
204 West South Street
Bonduel, WI 54107

For products shipped from Ontario, CA facility , ship material to:

Avail/Impress/Kismet/Medical & Laboratory Stools/Pilot
Attn: C.O.M. Storage
1110 S. Mildred Ave.
Ontario, CA 91761

Intricate Patterns
In the event of specific requirements for positioning of intricate patterns or pattern repeats on seats and backrests, provide a sketch noting requirements, as in Diagram B, along with materials for testing, and with the order.

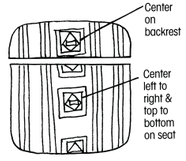

Diagram B

Treated Materials
If C.O.M. requires processing such as Scotchgard® or acrylic backing, it often shrinks. To prevent delays in delivery or back ordering due to shrinkage, please have your processor remeasure after processing and assure adequate yardage shipment.

Split Orders
If a portion of the shipment which does not require C.O.M., C.O.L. or C.O.M. applications is to be processed and shipped early, KI will enter the order immediately at your request. These split shipments are subject to minimum order changes.

Excess Upholstery Material
KI will dispose of excess upholstery material at the time of shipment unless expressly requested to return it with the product shipment.

Cancelled or Changed Orders
KI assumes no responsibility for extra C.O.M., C.O.L. or C.O.V. material due to a change of upholstery or cancellation of an order. It is the customer's responsibility to arrange for return of this material.

C.O.M., C.O.L and C.O.V. Information Form

A copy of this form should accompany test requests and production orders. Please fill it out completely, and, if your order has been acknowledged, provide the acknowledgement number.

Purchasing Agent (Dealer or buying organization)

Attention

Address

City State Zip

Project Name

Type of seating and number of units of each type

Please see information below and check the appropriate box.

☐ Submitted for testing.

Purchase Order Number

☐ Test approved. Submitted for production.

KI Acknowledgement Number

In all instances, send this form to the C.O.M. Specialist.

☐ A Selvage Top and Bottom



☐ B Selvage Side and Side



C.O.M. SHIPPING LOCATION

Architectural Walls
- Evoke ..... MN
- Genius Walls ..... MN

Casegoods
- Aristotle Tackboards ..... MN
- Likha Tackboards ..... MN

Classroom Furniture
- Intellect Wave Chairs ..... GB
- Learn2 ..... GB
- Ruckus ..... GB

Desking
- 700 Series Desking ..... KP
- Balance Overheads ..... MN
- Genesis Desking ..... MN
- True Desking ..... KP
- Universal Overheads ..... MN
- WorkZone Desking ..... MN

Files & Storage
- 700 Series Pedestal Cushion ..... GB
- Connection Zone Pads ..... BW
- U-Series Pedestal Cushion ..... GB
- Tattoo ..... BW

Fixed Seating
- Concerto Auditorium Seating ..... BW
- Single Pedestal Seating ..... GB
- Jury Base Seating ..... GB
- Lancaster Auditorium Seating ..... BW
- Sequence Seating ..... GB
- University Seating ..... GB

Panel Systems
- All Terrain ..... KP
- Balance Overheads ..... MN
- System 3000 ..... MN
- Universal Overheads ..... MN
- Wireworks ..... MN
- Unite ..... MN

Residence Hall Furniture
- RoomScape Furniture ..... MN

Screens
- All Terrain ..... KP
- Connection Zone ..... BW
- True/Volition ..... KP
- Genesis ..... KP
- Tattoo ..... MN
- Universal ..... BW

Seating
- 400 Series Folding Chairs ..... BW
- 600 Series Folding Chairs ..... BW
- 600 Series Stools ..... BW
- Affina Collection ..... HN
- Altus Task Chairs ..... GB
- Apply Stack Chairs ..... GB
- Auditorium Folding Chairs ..... BW
- Calida Lounge Seating ..... HN
- Diem Task Chairs ..... OM
- Doni Collection ..... GB
- FourC Seating ..... GB
- Gladly Lounge Seating ..... VQ
- Grazie Seating ..... GB
- Hiatus Sleeper Bench ..... HN
- Hub Modular Lounge Seating ..... HN
- Impress Task Chairs ..... OM
- Impress Ultra Task Chairs ..... OM
- Jessa Lounge Seating ..... HN
- Jubilee Lounge Seating ..... VQ
- Katera Guest Chair ..... GB
- Kurv Benches ..... HN
- LaResta Day Beds ..... HN
- LimeLite ..... GB
- Lyra Lounge Seating ..... HN
- Maestro Stack Chairs ..... GB
- Matrix Stack Chairs ..... GB
- Medical & Laboratory Stools ..... OM
- MyPlace Lounge Seating ..... HN
- MyWay Seating ..... HN
- Oath Task Chairs and Stools ..... GB
- Opt4 ..... GB
- Pilot Task Chairs ..... OM
- Promenade Seating System ..... BW
- Ruckus ..... GB
- Sela Lounge Seating ..... HN
- Sift Task Chairs ..... GB
- Signia Task Chairs and Stools ..... OM
- Soltice Metal Collection ..... HN
- Soltice Multiple, Healthcare & Guest ..... HN
- Soltice II Healthcare Seating ..... HN
- Strive Multiple, Stack & Task ..... GB
- Sway ..... BW
- Tattoo ..... HN
- Torsion-on-the-Go! Nesting Chairs ..... GB
- Torsion Air Stack and Task Seating ..... GB
- Zoetry ..... HN

KI Manufacturing Sites - Customer's Own Material Shipment Manufacturing Site Addresses

BW
KI Bonduel
Attn: COM Storage
204 West South St.
Bonduel, WI 54107

HN
KI High Point
Attn: COM Storage
217 Feld Avenue
High Point, NC 27263

MN
KI Manitowoc
Attn: COM Storage
1400 S. 41st St.
Manitowoc, WI 54220

VQ
KI
Attn: COM Fabrics
6892 Marlin Circle
La Palma, CA 90623

GB
KI Green Bay
Attn: COM Storage
1687 Westminster Drive - Gate 3
Green Bay, WI 54302

KP
KI Pembroke
Attn: COM Storage
1000 Olympic Dr.
Pembroke, Ontario K8A6X7

OM
KI
Attn: COM Storage
1110 S. Mildred Ave.
Ontario, CA 91761

© 2022 Krueger International Inc. All Rights reserved. Code KI-FF-000059/KI/PDF/0822

Medical and Laboratory
General Information









	KICL12	KICL13	KICL14	KICL15
Features				
Upholstered seat	•	•	•	•
Casters	•	•	•	•
Pneumatic seat height adjustment	•	•	•	•
General Dimensions				
Seat height	16" - 21"	22" - 32"	16" - 21"	16" - 21"
Overall height	16" - 21"	22" - 32"	16" - 21"	28" - 36"
Seat diameter	16"	16"	16"	16"
Back size				13"W x 9"H
Overall width	19"	19"	19"	25"

SPECIFICATIONS

Medical & Laboratory Stools are shipped unassembled.

Upholstered Seat
The seat has a unibody molded 2-1/2" HR foam on plywood.

Pneumatic Ring
The KICL12 and KICL13 stools offer height adjustment with a pneumatic 360-degree, hand-activated ring. The KICL14 and KICL15 stools offer height adjustment with a pneumatic 360-degree, foot-activated ring.

Pneumatic Cylinder
Cylinders have a 5" range, except the KICL13 stool which has a 10" range.

Base
The KICL12, KICL13, and KICL14 have a 20" base. The KICL15 has a 24" base. All bases are die-cast aluminum with a chrome finish.

Casters
All stools have safety soft casters, which minimizes movement when chair is not in use.

INFORMATION

C.O.M. Testing and Production Requirements
Not all materials are suitable for upholstering this product. A 1 yd. x 54" sample must be submitted and approved prior to acceptance of an order. If the fabric is directional in pattern or weave, the direction must be indicated on the submitted sample, and additional yardage may be requested.

Test samples must be sent to:

KICL
Attn: C.O.M. Department
1110 S. Mildred Ave.
Ontario, CA 91761

Fabric Disclaimer
Fabric will be applied as swatched by the fabric manufacturer. Fabric that is required to be applied differently than is swatched will need a Product Modification Request written specifying the direction the fabric is to be applied. The posted standard lead time will apply to the Product Modification Request.

INFORMATION

Warranty
Refer to KI Terms & Conditions document or visit ki.com

Medical and Laboratory
Stools

Medical and Laboratory
Stools

	MODEL	MODEL NUMBER Basic Model	Fire Code	Upholstery Color	Approx. Packaged Weight	Delivered Pricing Fabric Grade 1 & C.O.M.	Delivered Pricing Fabric Grade 2	Delivered Pricing Fabric Grade 3	Delivered Pricing C.O.V.	Delivered Pricing Vinyl Group 2V	Delivered Pricing Pallas Fabric Group P0	Delivered Pricing Pallas Fabric Group P1	Delivered Pricing Pallas Fabric Group P2	Delivered Pricing Pallas Fabric Group P3	Delivered Pricing Pallas Fabric Group P4
 EXAM	**KICL12 Stool** • 5" Seat height range • 360-degree, hand activation pneumatic	KICL12	☐☐☐	☐☐☐☐☐	28.0#	$ 393	$ 460	$ 468	$ 393	$ 468	$ 448	$ 497	$ 524	$ 554	$ 577
 EXAM	**KICL13 Stool** • 10" Seat height range • 360-degree, hand activation pneumatic • 18" chrome footring	KICL13	☐☐☐	☐☐☐☐☐	28.0#	$ 544	$ 612	$ 619	$ 544	$ 619	$ 599	$ 648	$ 677	$ 706	$ 731
 EXAM	**KICL14 Stool** • 5" Seat height range • 360-degree, foot activation pneumatic	KICL14	☐☐☐	☐☐☐☐☐	28.0#	$ 562	$ 629	$ 637	$ 562	$ 637	$ 618	$ 669	$ 693	$ 720	$ 745
 EXAM	**KICL15 Stool** • 5" Seat height range • 360-degree, foot activation pneumatic	KICL15	☐☐☐	☐☐☐☐☐	33.0#	$ 757	$ 837	$ 858	$ 757	$ 858	$ 842	$ 894	$ 930	$ 970	$ 998
		Ⓐ	Ⓑ	Ⓒ											

HOW TO ORDER

Indicate the following information on order form:
1. Quantity of each item.
2. Model number, including options. See "How To Build a Model Number".
3. Any special service required.

Note: • The ☐ indicates that a choice is required.
- The absence of the ☐ indicates that no choice is required.
- Alpha-numeric characters in place of ☐ indicate that no other alternatives are available.

HOW TO BUILD A MODEL NUMBER

Ⓐ Select basic model.

Ⓑ Select fire code.

NFR	- Compliance to TB 117-2013
FR	- Compliance to TB 133

See Options for TB133 upcharge.

Ⓒ Select upholstery grade/color.
Refer to **ki.com/fabrics**

OPTIONS

California TB133 Fire Safety Code
For California Technical Bulletin 133 compliant models, add the following upcharge:
Model = Upholstered
Added Lead Time-1 Week
Added List Price=$126

OPTIONS

C.O.M. Upholstery
C.O.M. requirement for KICL12, KICL13, and KICL14 is 3/4 yards per chair of 54" wide nondirectional fabric. C.O.M. requirement for KICL15 is 1 yard per chair of 54" wide nondirectional fabric. For complete information on ordering C.O.M., see "Ordering C.O.M., C.O.V. and C.O.L. section.

SPECIAL SERVICES

Special Carton Marking

With specially marked information	N/C

Shipping
Ships **knocked down, FOB Ontario, CA 91761, freight prepaid.** Freight class 125.

Specifications and prices are subject to change without prior notice.

1330 Bellevue Street
P.O. Box 8100
Green Bay, WI 54308-8100
800.424.2432
ki.com

KI and Furnishing Knowledge are registered trademarks of Krueger International, Inc.

© 2020 Krueger International, Inc.
All Rights Reserved.
Code KI-PLW-000507/KI/PDF

Furnishing Knowledge®

MYPLACE™ LOUNGE FURNITURE

PRICE LIST

June 28, 2017

Updated October 3, 2022

800.424.2432

Contents

Refer to KI Terms & Conditions document or visit ki.com.

Contents

Refer to KI Terms & Conditions document or visit ki.com.

Ordering C.O.M., C.O.L., and C.O.V.
- High Point 3
- Shipping Location 4

MyPlace™ Lounge Seating
- General Information, Backless and 32" Low-Back 5
- General Information - Technical Specifications, Backless and 32" Low-Back 7
- Product Color Options 10
- Ottomans 11
- Junior Ottomans 17
- Backless Lounge Seating 23
- 32" Low-Back Lounge Seating 28
- General Information, 48" High-Back 41
- General Information, 60" High-Back 42
- General Information - Technical Specifications, High-Back 43
- 48" High-Back Lounge Seating 47
- 60" High-Back Lounge Seating 73
- Tables 99
- Gangers 101
- Byrne Interlink® IQ Infeed and Jumper 102

C-Table™ and C-Table™ Max
- General Information and Technical Specifications, C-Table™ 103
- General Information, C-Table™ Max 104
- Technical Specifications, C-Table Max™ 105
- Product Color Options 107

C-Table™
- 27" Fixed Height 108

C-Table™ Max
- 26" Fixed Height 109
- 29" Fixed Height 112
- 25" - 30" Adjustable Height 115

Athens® Tables
- General Information 118
- Product Color Options 120

Athens® Booth Tables
- Square--Flat Disc Base, 4" Column, Fixed Height 121
- Rectangular--Flat Disc Base, 4" Column, Fixed Height 122

Pillar™ Tables
- General Information 123
- Product Color Options 127

MyPlace™ Pillar™ Tables
- Inside Curve - 29" High, 18" and 24" Deep 128
- Inside Curve - 36" High, 18" and 24" Deep 129
- Inside Curve - 42" High, 18" and 24" Deep 130
- Outside Curve - 18" High and 24" Deep 131
- Rectangular - 29" High, 18" and 24" Deep 132
- Rectangular - 36" High, 18" and 24" Deep 133
- Rectangular - 42" High, 18" and 24" Deep 134

Customer's Own Material ■

Specifications Form

January 2017

All fabrics, including COM, COL, KOM and in grades will be applied at the factory's discretion. If a pattern or stripe is to be applied in a certain direction, the customer MUST specify this in writing on the P.O. and attach a sample of the fabric with it running in the application direction to the P.O. Specifying fabric direction may increase the amount of COM or KOM yardage required. Check with KI Customer Service to see if an increase in yardage is necessary BEFORE specifying, ordering and sending COM and COL to the factory or having KOM quoted.

ALL C.O.M AND C.O.L SHIPMENTS MUST BE PREPAID TO:
KI
217 Feld Avenue
High Point, NC 27263

COM and COL must be identified as follows:
1. Name and address
2. Your purchase order number
3. Our style number to which fabric is to be applied
4. Supplier name and fabric name, number, and color

COLLECT SHIPMENTS WILL BE REFUSED.

SHIPMENT SCHEDULE WILL BE GIVEN WHEN ALL FABRIC IS RECEIVED FOR ENTIRE ORDER

YARDAGE REQUIREMENTS LISTED IN PRICE LIST ARE BASED ON PLAIN GOODS 54" WIDE. Fabrics less than 54" wide, or those requiring matching (stripes, plaids, prints, large patterns) will require additional yardage based on the fabric used and the item ordered. CONSULT MATRIX BELOW FOR ADDITIONAL YARDAGE NEEDED.

C.O.M. INCREASE MATRIX (The yardage matrix is also applicable to any reservations of KI Ingrade, Pallas, or KOM upholsteries).

This table is a general guide.

FABRIC WIDTH	PLAIN FABRIC	UNDER 7" REPEAT	8"-13" REPEAT	14"-21" REPEAT	22"-27" REPEAT	28"-33" REPEAT	34"-40" REPEAT	41"-48" REPEAT
54"	0	20%	25%	30%	45%	55%	70%	80%
51"-53"	15%	25%	30%	35%	50%	60%	80%	90%
48"-50"	20%	30%	35%	40%	55%	65%	85%	95%
45"-47"	30%	45%	50%	55%	60%	80%	90%	100%
36"-44"	50%	65%	70%	75%	80%	100%	110%	120%

FABRIC WITH DOUBLE REPEAT: IF USING A FABRIC WITH A DOUBLE REPEAT, PLEASE FOLLOW THIS FORMULA: TAKE THE TOTAL AMOUNT OF THE LARGER AND HALF OF THE SMALLER REPEAT; ADD TOGETHER TO FIND THE CORRECT OVERALL REPEAT. EXAMPLE: 10" VERTICAL WITH 14" HORIZONTAL WOULD BE 14+5=19.

IF FABRIC COMES IN ON MULTIPLE ROLLS, ONE ADDITIONAL YARD PER ROLL NEEDS TO BE ADDED TO THE YARDAGE REQUIREMENT.

SPECIAL NOTE: WE CAN ASSUME NO RESPONSIBILITY FOR THE DURABILITY OR TAILORING QUALITY OF CUSTOMER FURNISHED COVERINGS (C.O.M.) OR KOM. KOM: is fabric that KI will purchase for you at jobber's price (net) plus a nominal charge for handling, shipping, and managing.

1330 Bellevue Street • P. O. Box 8100 • Green Bay, WI 54308-8100 • Tel 1-800-424-2432 • www.ki.com
© 2012 KI All Rights Reserved • Litho in USA • Code KI-11588R4/KI/PDF/1216

Furnishing Knowledge®

Ordering COM, COL and COV
Information

Customer's Own Material ■
Specifications Form
January 2017

ADDITIONAL NOTES:
- Orders cannot go into production without the information listed at right.
- Attach memo sample to this approval sheet.
- If your order has been placed, list PO# _____
- The cost of the COM sample will be paid by the client.
- Even after preliminary approval, KI reserves the right to reject COM/COL if necessary when the quality is not satisfactory for the product to be upholstered. KI assumes no responsibility for its overall appearance, flammability, durability, color fastness or any other quality after upholstered on a KI product.

ALL COM MUST BE APPROVED.
Photocopy this form and submit with COM fabric for approval:

(This fabric approval is for the purpose of advising how to apply your COM fabric, verify yardage required, and suitability.)

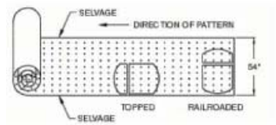

YOUR COMPANY NAME_____

PHONE_____ FAX _____

Material Supplier_____

Material Name_____ Number _____

Material Color _____ Width _____

Vertical Repeat _____ Horizontal Repeat _____

Fiber Content _____

Direction Stripe/Pattern to be applied _____

COM TO BE USED ON THE FOLLOWING:

QTY	PRODUCT NAME/NUMBER
_____	_____
_____	_____
_____	_____
_____	_____
_____	_____

1330 Bellevue Street • P. O. Box 8100 • Green Bay, WI 54308-8100 • Tel 1-800-424-2432 • www.ki.com
© 2012 KI All Rights Reserved • Litho in USA • Code KI-11588R4/KI/PDF/1216
Furnishing Knowledge®

Ordering COM, COL and COV
Information

C.O.M. SHIPPING LOCATION

Architectural Walls
- Evoke ..... MN
- Genius Walls ..... MN

Casegoods
- Aristotle Tackboards ..... MN
- Likha Tackboards ..... MN

Classroom Furniture
- Intellect Wave Chairs ..... GB
- Learn2 ..... GB
- Ruckus ..... GB

Desking
- 700 Series Desking ..... KP
- Balance Overheads ..... MN
- Genesis Desking ..... MN
- True Desking ..... KP
- Universal Overheads ..... MN
- WorkZone Desking ..... MN

Files & Storage
- 700 Series Pedestal Cushion ..... GB
- Connection Zone Pads ..... BW
- U-Series Pedestal Cushion ..... GB
- Tattoo ..... BW

Fixed Seating
- Concerto Auditorium Seating ..... BW
- Single Pedestal Seating ..... GB
- Jury Base Seating ..... GB
- Lancaster Auditorium Seating ..... BW
- Sequence Seating ..... GB
- University Seating ..... GB

Panel Systems
- All Terrain ..... KP
- Balance Overheads ..... MN
- System 3000 ..... MN
- Universal Overheads ..... MN
- Wireworks ..... MN
- Unite ..... MN

Residence Hall Furniture
- RoomScape Furniture ..... MN

Screens
- All Terrain ..... KP
- Connection Zone ..... BW
- True/Volition ..... KP
- Genesis ..... KP
- Tattoo ..... MN
- Universal ..... BW

Seating
- 400 Series Folding Chairs ..... BW
- 600 Series Folding Chairs ..... BW
- 600 Series Stools ..... BW
- Affina Collection ..... HN
- Altus Task Chairs ..... GB
- Apply Stack Chairs ..... GB
- Auditorium Folding Chairs ..... BW
- Calida Lounge Seating ..... HN
- Diem Task Chairs ..... OM
- Doni Collection ..... GB
- FourC Seating ..... GB
- Gladly Lounge Seating ..... VQ
- Grazie Seating ..... GB
- Hiatus Sleeper Bench ..... HN
- Hub Modular Lounge Seating ..... HN
- Impress Task Chairs ..... OM
- Impress Ultra Task Chairs ..... OM
- Jessa Lounge Seating ..... HN
- Jubilee Lounge Seating ..... VQ
- Katera Guest Chair ..... GB
- Kurv Benches ..... HN
- LaResta Day Beds ..... HN
- LimeLite ..... GB
- Lyra Lounge Seating ..... HN
- Maestro Stack Chairs ..... GB
- Matrix Stack Chairs ..... GB
- Medical & Laboratory Stools ..... OM
- MyPlace Lounge Seating ..... HN
- MyWay Seating ..... HN
- Oath Task Chairs and Stools ..... GB
- Opt4 ..... GB
- Pilot Task Chairs ..... OM
- Promenade Seating System ..... BW
- Ruckus ..... GB
- Sela Lounge Seating ..... HN
- Sift Task Chairs ..... GB
- Signia Task Chairs and Stools ..... OM
- Soltice Metal Collection ..... HN
- Soltice Multiple, Healthcare & Guest ..... HN
- Soltice II Healthcare Seating ..... HN
- Strive Multiple, Stack & Task ..... GB
- Sway ..... BW
- Tattoo ..... HN
- Torsion-on-the-Go! Nesting Chairs ..... GB
- Torsion Air Stack and Task Seating ..... GB
- Zoetry ..... HN

KI Manufacturing Sites - Customer's Own Material Shipment Manufacturing Site Addresses

BW
KI Bonduel
Attn: COM Storage
204 West South St.
Bonduel, WI 54107

HN
KI High Point
Attn: COM Storage
217 Feld Avenue
High Point, NC 27263

MN
KI Manitowoc
Attn: COM Storage
1400 S. 41st St.
Manitowoc, WI 54220

VQ
KI
Attn: COM Fabrics
6892 Marlin Circle
La Palma, CA 90623

GB
KI Green Bay
Attn: COM Storage
1687 Westminster Drive - Gate 3
Green Bay, WI 54302

KP
KI Pembroke
Attn: COM Storage
1000 Olympic Dr.
Pembroke, Ontario K8A6X7

OM
KI
Attn: COM Storage
1110 S. Mildred Ave.
Ontario, CA 91761

© 2022 Krueger International Inc. All Rights reserved. Code KI-FF-000059/KI/PDF/0822

MyPlace™ Lounge Seating
General Information, Backless and 32” Low-Back

MyPlace™ Lounge Seating
General Information, Backless and 32” Low-Back



18" Round



26" Round



Crescent



Square



Cube



Hexagon

General Dimensions						
Seat width			18-3/4"			
Seat depth						
Seat height	18"	18"	18"		18"	18"
Overall Dimensions						
Width	18" Diameter	26" Diameter	26" Diameter	26"	18"	20-3/4"
Depth			22"	26"	18"	18"
Height	18"	18"	18"	18"	18"	18"



Rectangle



Rectangle with 32” Low-Back



Lounge Chair with 32” Low-Back



Corner with 32” Low-Back (Right and Left)



Five Star with 32” Low-Back

General Dimensions					
Seat width		48"	26"	19"	19"
Seat depth		19"	19"	19"	17"
Seat height		18"	18"	18"	18"
Overall Dimensions					
Width	48"	48"	26"	26"	31-1/4"
Depth	26"	26"	26"	26"	28"
Height	18"	32"	32"	32"	32"



Backless 30° Curve



Inside Back 30° Curve, 32” Low-Back



Outside Back 30° Curve, 32” Low-Back

General Dimensions			
Seat width	14"	14"	14"
Seat depth	19"	19"	19"
Seat height	18"	18"	18"
Overall Dimensions			
Width	28"	28"	28"
Depth	27"	27"	27"
Height	18"	32"	32"



Backless 45° Curve



Inside Back 45° Curve, 32” Low-Back



Outside Back 45° Curve, 32” Low-Back

General Dimensions			
Seat width	21"	21"	21"
Seat depth	19"	19"	19"
Seat height	18"	18"	18"
Overall Dimensions			
Width	41-1/2"	41-1/2"	41-1/2"
Depth	28"	28"	28"
Height	18"	32"	32"

MyPlace™ Lounge Seating
General Information, Backless and 32” Low-Back

MyPlace™ Lounge Seating
General Information, Backless and 32” Low-Back



Backless 60° Curve



Inside Back 60° Curve, 32” Low-Back



Outside Back 60° Curve, 32” Low-Back

General Dimensions			
Seat width	28"	28"	28"
Seat depth	19"	19"	19"
Seat height	18"	18"	18"
Overall Dimensions			
Width	54"	54"	54"
Depth	30"	30"	30"
Height	18"	32"	32"



Backless 90° Curve



Inside Back 90° Curve, 32” Low-Back



Outside Back 90° Curve, 32” Low-Back

General Dimensions			
Seat width	39-3/4"	39-3/4"	39-3/4"
Seat depth	19"	19"	19"
Seat height	18"	18"	18"
Overall Dimensions			
Width	76-1/2"	76-1/2"	76-1/2"
Depth	33-1/2"	33-1/2"	33-1/2"
Height	18"	32"	32"

MyPlace™ Lounge Seating
General Information, Backless and 32” Low-Back



18" Round Table



26" Round Table



Square Table



Inline Table, Without Pad



Inline Table, With Pad

General Dimensions					
Seat width				13"	13"
Seat depth					26"
Seat height				13"	18"
Overall Dimensions					
Width	18" Diameter	26" Diameter	26"	13"	13"
Depth			26"	26"	26"
Height	18"	18"	18"	18"	18"



Junior 18" Round



Junior 26" Round



Junior Crescent



Junior Square



Junior Cube



Junior Hexagon

General Dimensions						
Seat width			18-3/4"			
Seat depth					18"	18"
Seat height	14"	14"	14"		14"	14"
Overall Dimensions						
Width	18" Diameter	26" Diameter	26" Diameter	22"	18"	21"
Depth			22"	22"	18"	18"
Height	14"	14"	14"	14"	14"	14"



Shapes Shown: Rectangle (1), Rectangular In-line Table (1), Lounge Chair (2), 45° Inside Curve w/ Back (2), Rectangle w/ Back (1), Corner w/ Back (1), 18" Round, 18" Cube (2), 26" Round Table (2)

A. 24 standard-scale and six junior-scale shapes create endless environments in any footprint.

B. Option for up to three contrasting fabrics when specified with a back, two fabrics when specified without a back.

C. Four base options include concealed glides (shown), wood feet (shown), poly feet or casters.

D. Lightweight modular construction allows for ease of reconfiguration.

E. Durably crafted to support a 400 pound weight rating.

F. Table options include: Round, Square or Rectangular In-line. Rectangular In-line Tables can be specified with or without an upholstered pad. However specified, Rectangular In-line Tables are 18" high to seamlessly integrate MyPlace seat heights.

G. Rectangular In-line Tables provide dual-sided storage to keep personal belongings off the floor and can be specified with contrasting laminate tops.

MyPlace™ Lounge Seating
General Information - Technical Specifications, Backless and 32" Low-Back

Frame
All seat and back frames are constructed of $^{3}/_{4}$" laminated hardwood plywood, CNC cut. All main frame joints are nailed and glued in addition to interlocking joinery across all stress points.

Foam
MyPlace Junior models use foam that is 2.6 density, 80 lb compression with 2" thick seat. $^{3}/_{4}$" thick foam covers all exposed sides.

The following MyPlace Standard sized models use a high-density foam for firm support: MP18R, MP26R, MPCRE, MP18H and MP18C. The foam is 2.6 density, 80 lb compression with 2" thick seat. $^{3}/_{4}$" thick foam covers all exposed sides. The MPTEDP uses a high-density foam that is $^{3}/_{4}$" thick, 2.6 density, 80 lb compression.

The following MyPlace Standard sized models use a soft sit high-density foam providing enhanced user comfort: MPSQR, MP5S, MPCRV, MPICB, MPOCB, MPRCT, MPRB, MPCRN, MPSQRL, MPC30, MPC45, MPC60, MPCI30, MPCI45, MPCI60, MPCO30, MPCO45 and MPCO60. The following models use foam that is 2.5 density, 45 lb compression with 2.5" thick seat, topped with .5" of 2.6 density 80 lb compression foam. The backs are 1.5" total thickness consisting of 1" thick 2.5 density - 45 lb and a .5" topper of 2.6 density - 80 lb compression foam. $^{3}/_{4}$" of 2.6 density, 80 lb compression foam covers all exposed sides.

Sewing
All MyPlace Lounge units are double-needle stitched at all primary seams for lasting durability.

Base Options
- Poly Feet are 2" high polyurethane and made from impact resistant injection-molded nylon, mounted to the underside frame using $^{1}/_{4}$-20 x $1^{1}/_{2}$" hex lag screws. Feet are black in color with four or five feet used per lounge, depending upon model.

- Wood feet are 2" high and made from 2" x 2" x 2" beech hardwood, kiln dried to a moisture content of 6%. Exposed wood is sanded with 220 grit sand paper, then spray stained with KI standard colors, or custom matching color and placed in a burn-off oven for one hour at 140-150 degrees. The wood is then sealed to prevent moisture imbalance and finish sanded with 400 grit sand paper for fine detailing. The final step for wood feet is the application of a varnish topcoat, then feet are oven baked. Both the sealer and finish coats contain an anti-microbial protectant.

- Concealed Glides are .38" high, of nail-in molded white nylon. Four or five glides are used per lounge depending upon model. In-line table concealed glides are adjustable, screw-in as opposed to nail-in.

- Casters are 2" high and use $1^{1}/_{2}$" diameter dual soft swivel wheels with a 150 lb weight rating per caster. They are black in color with four or five casters used per lounge depending upon model. Casters are only available non-locking. **Note:** Caster Lounges cannot be ganged.

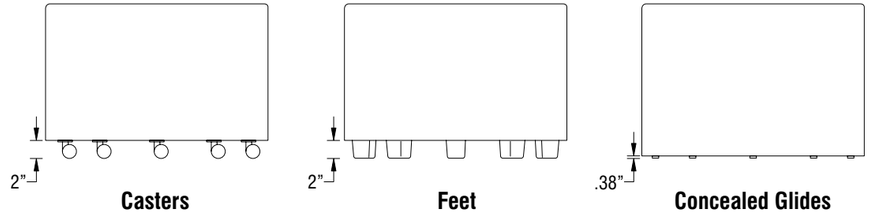

MyPlace™ Lounge Seating
General Information - Technical Specifications, Backless and 32" Low-Back

Ganging
Gangers are made from 7-gauge steel (.179" thick), powder-coated black and mounted to the underside of any lounge using 1/4 x 1" wood screws. Only the feet and concealed glide base options are available to use gangers.

Tabletops
Tabletops are made up of a high-pressure laminate surface that is glued to a 45 lb density particleboard core. The underside of the top and core is a 1/32" phenolic backer laminated for balanced construction and to help prevent moisture absorption in the core material. A 74P flat polymer edge band is offered in select KI colors (see color addendum). The finished tabletop height is 1 1/4".

In-Line Table Construction
Tables are constructed using 3/4" thick medium density fiberboard core, high pressure laminate facing on visible surfaces, phenolic backing sheet on non-visible surfaces and 2 mm polypropylene (73P) edge banding. Each table includes a centrally located divider panel. Panels are secured together using dowels, wood screws and glued joints. In-Line tables can be ganged together with other in-line tables or with MyPlace lounge pieces having consistent base styles (feet or glides).

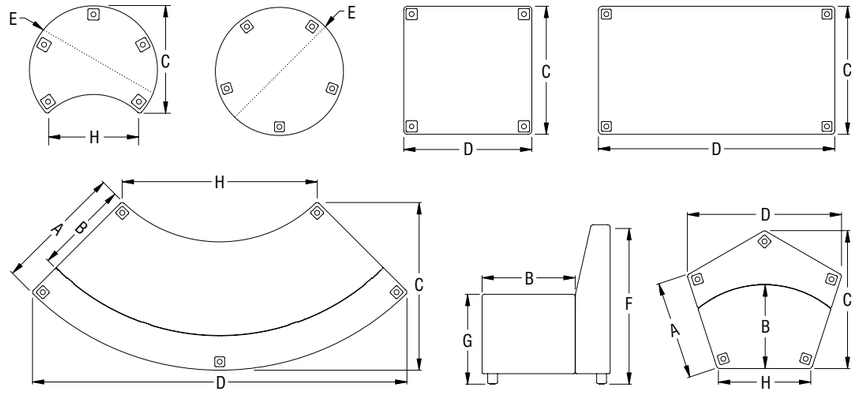

Lounge Overall Dimension									
Model		A (Back Depth)	B (Seat Depth)	C (Overall Depth)	D (Overall Width)	E (Diameter)	F (Overall Height)	G (Seat Height)	H (Seat Width)
	MP18R					18"	18"	18"	
	MP26R					26"	18"	18"	
	MPCRE			22"		26"	18"	18"	18 3/4"
	MP18H			18"	20 3/4"		18"	18"	
	MP18C			18"	18"		18"	18"	
	MPSQR		26"	26"	26"		18"	18"	
	MPRCT		26"	26"	48"		18"	18"	
	MPSQRL	26"	19"	26"			32"	18"	
	MPRB	26"	19"	26"	48"		32"	18"	
	MPCRN	26"	19"	26"	26"		32"	18"	
	MP5S	20"	17"	28"	31 1/4"		32"	18"	19"
	MPC30			27"	28"		18"	18"	14"
	MPC45			28"	41 1/2"		18"	18"	21"
	MPC60			30"	54"		18"	18"	28"
	MPCRV			33 1/2"	76 1/2"		18"	18"	39 3/4"

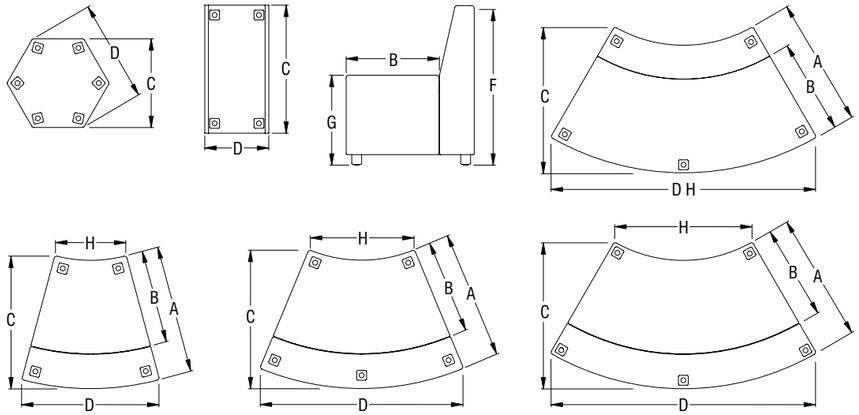

Lounge Overall Dimension									
Model		A (Back Depth)	B (Seat Depth)	C (Overall Depth)	D (Overall Width)	E (Diameter)	F (Overall Height)	G (Seat Height)	H (Seat Width)
	MPCI30	26"	19"	27"	28"		32"	18"	14"
	MPCI45	26"	19"	28"	41 1/2"		32"	18"	21"
	MPCI60	26"	19"	30"	54"		32"	18"	28"
	MPICB	26"	19"	33 1/2"	76 1/2"		32"	18"	39 3/4"
	MPCO30	26"	19"	27"	28"		32"	18"	14"
	MPCO45	26"	19"	28"	41 1/2"		32"	18"	21"
	MPCO60	26"	19"	30"	54"		32"	18"	28"
	MPOCB	26"	19"	33 1/2"	76 1/2"		32"	18"	39 3/4"
	MPT18R					18"	18"	18"	
	MPT26R					26"	18"	18"	
	MPTSQR		26"	26"	26"		18"	18"	
	MYPTED			26"	13"		18"		
	MPTEDP		26"	26"	13"		18"	18"	13"

MyPlace™ Lounge Seating
General Information - Technical Specifications, Backless and 32" Low-Back

JUNIOR DIMENSIONS

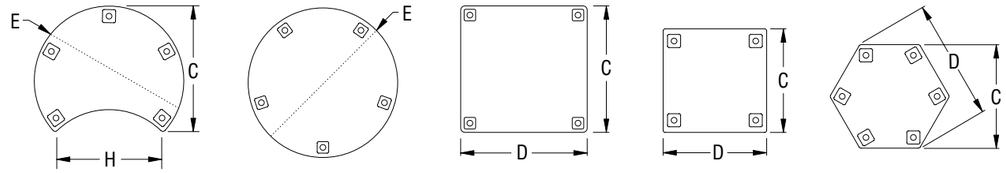

Junior Lounge Overall Dimension									
Model		A (Back Depth)	B (Seat Depth)	C (Overall Depth)	D (Overall Width)	E (Diameter)	F (Overall Height)	G (Seat Height)	H (Seat Width)
	MPJ18R					18"	14"	14"	
	MPJ26R					26"	14"	14"	
	MPJCRE			22"		26"	14"	14"	18 3/4"
	MPJ18C		18"	18"	21"		14"	14"	
	MPJ18H		18"	18"	18"		14"	14"	
	MPJSQR		22"	22"	22"		14"	14"	

MyPlace™ Lounge Seating
Product Color Options

MyPlace™ Lounge Seating
Product Color Options

Brushed Aluminum Feet

Black	BL
Blue Grey	GR
Bronze Metallic	ZM
Brushed aluminum legs	BRAL
Cayenne	CY
Champagne Metallic	CM
Cool Grey	CG
Cottonwood	CO
Earthen Clay	EY
Espresso Metallic	EX
Everglade Shade	EV
Flannel	FN
Glitz Metallic	GZ
Hazy Jade	HJ
Honey Bee	HY
Light Tone	LG
Mardi Gras	MG
Misty Brown	MY
Nemo	NE
Nordic	ND
Pewter	PWTR
Poppy Red	PR
Purple Haze	PH
Rubber Ducky	RK
Sand	SA
Sky Blue	SK
Starlight Silver Metallic	SX
Surf's Up	SP
Twilight Shadow	TI
Ultra Blue	UB
Warm Grey	WG
Zesty Lime	ZL

Wood Feet Finish

Cocoa on Beech	BCA
Cinnamon on Beech	BCN
Cherry Storm on Beech	BCX
Eclypse Black on Beech	BEB
Florence Walnut on Beech	BFC
Monticello Maple on Beech	BMT
River Cherry on Beech	BRY
Natural on Beech	BNA

Surface/Top Finish - Laminate

Belair	LBQ
Biltmore Cherry	LBT
Black	LBK
Brighton Walnut	LBW
Canyon Zephyr	LCA
Castle Oak	LCO
Casual Linen	LCU
Cherry Storm	LCX
Classic Linen	LCI
Cloud Zephyr	LCL
Cocobala	LCC
Crisp Linen	LRI
Desert Zephyr	LDZ
Dove Grey	LDG
Fired Steel	LIL
Flax Linen	LXF
Florence Walnut	LFC
Forged Steel	LOL
Friston Ash	LFH
Frosty White	LFW
Graphite Nebula	LGN
Grey	LGE
High Rise	LHE
Hollyberry	LHY
Irish Linen	LIH
Island	LID
Italian Silver Ash	LIT
Kensington Maple	LKM
Lapis Blue	LLB
Markerboard White	LMK
Misted Zephyr	LMR
Monticello Maple	LMT
Nickel Evolv	LNV
North Sea	LNA
Ocean	LON
Pearl Bisque	LPB
Pearl Silver	LPS
Pressed Linen	LPR
River Cherry	LRY
Rugged Linen	LRG
Satin Stainless	LSS
Shadow Zephyr	LSR
Silicon evolv	LSV
Sterling Ash	LAZ
Tailored Linen	LTL
Titanium evolv	LTV
White Nebula	LWL
White Sand	LWN
Windsor Mahogany	LWY

Top Edge Color - 73P and 74P Edges

Belair	EBQ
Biltmore Cherry	EBT
Black	EBL
Blue Grey	EGR
Brighton Walnut	EBW
Castle Oak	ECO
Cherry Storm	ECX
Cocobala	ECC
Cool Grey	ECG
Earthen Clay	EEY
Everglade Shade	EEV
Flannel	EFN
Florence Walnut	EFC
Friston Ash	EFH
Frosty White	EFW
Hazy Jade	EHJ
Honey Bee	EHY
Italian Silver Ash	EIT
Kensington Maple	EKM
Light Tone	ELG
Mardi Gras	EMG
Misty Brown	EMY
Monticello Maple	EMT
Multiplex	EMB
Nemo	ENE
Purple Haze	EPH
River Cherry	ERY
Rubber Ducky	ERK
Sand	ESA
Sterling Ash	EAZ
Surf's Up	ESP
Twilight Shadow	ETI
Ultra Blue	EUB
Warm Grey	EWG
Windsor Mahogany	EWY
Zesty Lime	EZL

Side and Divider Color - Laminate (models MPTEDP and MYPTED)

Belair	LBQS
Biltmore Cherry	LBTS
Black	LBKS
Brighton Walnut	LBWS
Canyon Zephyr	LCAS
Castle Oak	LCOS
Casual Linen	LCUS
Cherry Storm	LCXS
Classic Linen	LCIS
Cloud Zephyr	LCLS
Cocobala	LCCS
Crisp Linen	LRIS
Desert Zephyr	LDZS
Dove Grey	LDGS
Fired Steel	LILS
Flax Linen	LXFS
Florence Walnut	LFCS
Forged Steel	LOLS
Friston Ash	LFHS
Frosty White	LFWS
Graphite Nebula	LGNS
Grey	LGES
High Rise	LHES
Hollyberry	LHYS
Irish Linen	LIHS
Island	LIDS
Italian Silver Ash	LITS
Kensington Maple	LKMS
Lapis Blue	LLBS
Markerboard White	LMKS
Misted Zephyr	LMRS
Monticello Maple	LMTS
Nickel Evolv	LNVS
North Sea	LNAS
Ocean	LONS
Pearl Bisque	LPBS
Pearl Silver	LPSS
Pressed Linen	LPRS
River Cherry	LRYS
Rugged Linen	LRGS
Satin Stainless	LSSS
Shadow Zephyr	LSRS
Silicon evolv	LSVS
Sterling Ash	LAZS
Tailored Linen	LTLS
Titanium evolv	LTVS
White Nebula	LWLS
White Sand	LWNS
Windsor Mahogany	LWYS

Side and Divider Edge Color - 73P Edge (models MPTEDP and MYPTED)

Belair	SBQ
Biltmore Cherry	SBT
Black	SBL
Blue Grey	SGR
Brighton Walnut	SBW
Castle Oak	SCO
Cherry Storm	SCX
Cocobala	SCC
Cool Grey	SCG
Earthen Clay	SEY
Everglade Shade	SEV
Flannel	SFN
Florence Walnut	SFC
Friston Ash	SFH
Frosty White	SFW
Hazy Jade	SHJ
Honey Bee	EHY
Italian Silver Ash	SIT
Kensington Maple	SKM
Light Tone	SLG
Mardi Gras	SMG
Misty Brown	SMY
Monticello Maple	SMT
Multiplex	SMB
Nemo	SNE
Purple Haze	EPH
River Cherry	SRY
Rubber Ducky	SRK
Sand	SSA
Sterling Ash	SAZ
Surf's Up	SSP
Twilight Shadow	STI
Ultra Blue	SUB
Warm Grey	SWG
Windsor Mahogany	SWY
Zesty Lime	SZL

Finish Cards
View color swatches for items listed within this document.

Paints **Wood/Veneer** **Molded Edges** **Hard Plastics**
Plastics/Poly **Laminates** **Edge Styles** **Glass**

Certain options referenced may not be available on GSA Schedule.

MyPlace™
Ottomans

MyPlace™
Ottomans

	Features	MODEL NUMBER Basic Model	Non-Contrast or Fabric Contrast 1 Ⓑ	Fabric Contrast 2 Ⓒ	Wood Feet Finish Ⓓ	Alum-inum Feet Finish Ⓔ	Moisture Barrier Ⓕ	Approx. Packaged Weight	Grade C.O.M.	Grade C	Grade D	Grade E & C.O.L.	Grade F	Grade G	Grade H	Grade I	Grade J	Grade K	Grade L Leather	Grade M Leather	Moisture Barrier add to list price
concealed glides shown 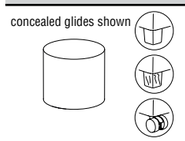	Concealed Glide, Non-contrast	MP18R/CGL/NC	□□□□				□□□	30.0#	$ 647	$ 704	$ 719	$ 737	$ 749	$ 774	$ 799	$ 834	$ 889	$ 950	$ 1011	$ 1133	$ 104
	Poly Feet, Non-contrast	MP18R/PFT/NC	□□□□				□□□	30.0#	647	704	719	737	749	774	799	834	889	950	1011	1133	104
	Wood Feet, Non-contrast	MP18R/WFT/NC	□□□□		□□□		□□□	30.0#	772	829	845	862	876	901	924	959	1014	1077	1136	1257	104
	Casters, Non-contrast	MP18R/CST/NC	□□□□				□□□	30.0#	647	704	719	737	749	774	799	834	889	950	1011	1133	104
	Aluminum Feet, Non-Contrast	MP18R/AFT/NC	□□□□			□□	□□□	35.0#	779	837	852	870	884	909	932	968	1023	1087	1147	1269	104
M18R **18" Round - Non-contrast** • Non-contrast C.O.M = 1.25 yds • Dia=18" H=18"																					
concealed glides shown 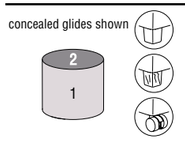	Concealed Glide, Contrast	MP18R/CGL/FC	□□□□	□□□□			□□□	30.0#	$ 678	$ 771	$ 795	$ 824	$ 844	$ 882	$ 922	$ 976	$ 1066	$ 1164	$ 1387	$ 1456	$ 104
	Poly Feet, Contrast	MP18R/PFT/FC	□□□□	□□□□			□□□	30.0#	678	771	795	824	844	882	922	976	1066	1164	1387	1456	104
	Wood Feet, Contrast	MP18R/WFT/FC	□□□□	□□□□	□□□		□□□	30.0#	803	897	921	949	970	1008	1047	1102	1191	1290	1514	1582	104
	Casters, Contrast	MP18R/CST/FC	□□□□	□□□□			□□□	30.0#	678	771	795	824	844	882	922	976	1066	1164	1387	1456	104
	Aluminum Feet, Contrast	MP18R/AFT/FC	□□□□	□□□□		□□	□□□	35.0#	810	905	929	958	979	1017	1057	1112	1202	1302	1527	1596	104
M18R **18" Round - Contrast** • 1 = Base (Fabric Contrast 1) C.O.M. = 1.25 yd • 2 = Seat (Fabric Contrast 2) C.O.M. = .75 yd • Dia=18" H=18" • Price is based off of highest grade fabric.																					

Ⓐ Ⓑ Ⓒ Ⓓ Ⓔ Ⓕ

HOW TO ORDER

Indicate the following information on order form:
1. Quantity of each item.
2. Model number, including options. See "How To Build a Model Number".
3. Any special service required.

Note: • The □ indicates that a choice is required.
- The absence of the □ indicates that no choice is required.
- Alpha-numeric characters in place of □ indicate that no other alternatives are available.

HOW TO BUILD A MODEL NUMBER

Ⓐ Select basic model.

Ⓑ Select non-contrast or fabric contrast 1.
Refer to **ki.com/fabrics**

Ⓒ Select fabric contrast 2.
Refer to **ki.com/fabrics**

Ⓓ Select wood feet finish.
Refer to the **Product Color Options** page in this price list.

Ⓔ Select brushed aluminum feet finish.
Refer to the **Product Color Options** page in this price list.

Ⓕ Select moisture barrier.

MB	- Moisture barrier
NMB	- No moisture barrier

See pricing column for moisture barrier upcharge.

SPECIAL SERVICES

Special Carton Marking

With specially marked information N/C

Shipping

Ships **assembled, FOB High Point, NC 27263, freight prepaid.** Freight class 250.

Specifications and prices are subject to change without prior notice.

MyPlace™
Ottomans

MyPlace™
Ottomans

	Features	MODEL NUMBER Basic Model	Non-Contrast or Fabric Contrast 1	Fabric Contrast 2	Wood Feet Finish	Alum-inum Feet Finish	Moisture Barrier	Approx. Packaged Weight	Grade C.O.M.	Grade C	Grade D	Grade E & C.O.L.	Grade F	Grade G	Grade H	Grade I	Grade J	Grade K	Grade L Leather	Grade M Leather	Moisture Barrier add to list price
concealed glides shown 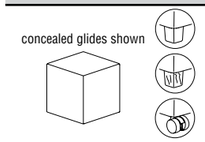 M18C	Concealed Glides, Non-contrast	MP18C/CGL/NC	□□□□				□□□	26.5#	$ 738	$ 809	$ 826	$ 849	$ 862	$ 891	$ 921	$ 961	$ 1030	$ 1103	$ 1176	$ 1322	$ 190
	Poly Feet, Non-contrast	MP18C/PFT/NC	□□□□				□□□	25.5#	738	809	826	849	862	891	921	961	1030	1103	1176	1322	190
	Wood Feet, Non-contrast	MP18C/WFT/NC	□□□□		□□□		□□□	25.5#	865	934	952	975	988	1018	1048	1089	1157	1230	1304	1450	190
	Casters, Non-contrast	MP18C/CST/NC	□□□□				□□□	25.5#	738	809	826	849	862	891	921	961	1030	1103	1176	1322	190
	Aluminum Feet, Non-Contrast	MP18C/AFT/NC	□□□□			□□	□□□	25.5#	872	942	960	983	997	1027	1058	1099	1168	1241	1315	1463	190
18" Cube - Non-contrast • Non-contrast C.O.M = 1.75 yds Overall Dimensions: • W=18" D=18" H=18"																					
concealed glides shown 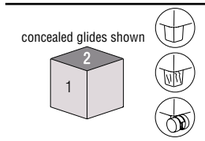 M18C	Concealed Glides, Contrast	MP18C/CGL/FC	□□□□	□□□□			□□□	26.5#	$ 765	$ 861	$ 886	$ 917	$ 937	$ 977	$ 1018	$ 1075	$ 1170	$ 1270	$ 1370	$ 1572	$ 190
	Poly Feet, Contrast	MP18C/PFT/FC	□□□□	□□□□			□□□	25.5#	765	861	886	917	937	977	1018	1075	1170	1270	1370	1572	190
	Wood Feet, Contrast	MP18C/WFT/FC	□□□□	□□□□	□□□		□□□	25.5#	896	992	1018	1048	1067	1107	1148	1205	1300	1400	1503	1702	190
	Casters, Contrast	MP18C/CST/FC	□□□□	□□□□			□□□	25.5#	765	861	886	917	937	977	1018	1075	1170	1270	1370	1572	190
	Aluminum Feet, Contrast	MP18C/AFT/FC	□□□□	□□□□		□□	□□□	25.5#	872	966	991	1020	1039	1078	1118	1173	1265	1363	1463	1657	190
18" Cube - Contrast • 1 = Base (Fabric Contrast 1) C.O.M. = 1.25 yd • 2 = Seat (Fabric Contrast 2) C.O.M. = .75 yd Overall Dimensions: • W=18" D=18" H=18" • Price is based off of highest grade fabric.																					

Ⓐ Ⓑ Ⓒ Ⓓ Ⓔ Ⓕ

HOW TO ORDER

Indicate the following information on order form:
1. Quantity of each item.
2. Model number, including options. See "How To Build a Model Number".
3. Any special service required.

Note: • The □ indicates that a choice is required.
- The absence of the □ indicates that no choice is required.
- Alpha-numeric characters in place of □ indicate that no other alternatives are available.

HOW TO BUILD A MODEL NUMBER

Ⓐ Select basic model.

Ⓑ Select non-contrast or fabric contrast 1.
Refer to **ki.com/fabrics**

Ⓒ Select fabric contrast 2.
Refer to **ki.com/fabrics**

Ⓓ Select wood feet finish.
Refer to the **Product Color Options** page in this price list.

Ⓔ Select brushed aluminum feet finish.
Refer to the **Product Color Options** page in this price list.

Ⓕ Select moisture barrier.

MB	- Moisture barrier
NMB	- No moisture barrier

See pricing column for moisture barrier upcharge.

SPECIAL SERVICES

Special Carton Marking

With specially marked information	N/C

Shipping

Ships **assembled, FOB High Point, NC 27263, freight prepaid.** Freight class 250.

Specifications and prices are subject to change without prior notice.

MyPlace™
Ottomans

MyPlace™
Ottomans

	Features	MODEL NUMBER Basic Model	Non-Contrast or Fabric Contrast 1	Fabric Contrast 2	Wood Feet Finish	Alum-inum Feet Finish	Moisture Barrier	Approx. Packaged Weight	Grade C.O.M.	Grade C	Grade D	Grade E & C.O.L.	Grade F	Grade G	Grade H	Grade I	Grade J	Grade K	Grade L Leather	Grade M Leather	Moisture Barrier add to list price
concealed glides shown 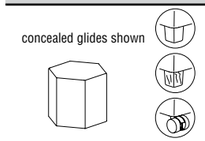 M18H **18" Hexagon - Non-contrast** • Non-contrast C.O.M = 1.5 yds Overall Dimensions: • W=20.75" D=18" H=18"	Concealed Glides, Non-contrast	MP18H/CGL/NC	□□□□				□□□	26.5#	$ 738	$ 809	$ 827	$ 849	$ 864	$ 892	$ 922	$ 963	$ 1031	$ 1104	$ 1177	$ 1323	$ 188
	Poly Feet, Non-contrast	MP18H/PFT/NC	□□□□				□□□	25.5#	738	809	827	849	864	892	922	963	1031	1104	1177	1323	188
	Wood Feet, Non-contrast	MP18H/WFT/NC	□□□□		□□□		□□□	25.5#	865	934	952	975	988	1018	1048	1089	1157	1230	1304	1450	188
	Casters, Non-contrast	MP18H/CST/NC	□□□□				□□□	25.5#	738	809	827	849	864	892	922	963	1031	1104	1177	1323	188
	Aluminum Feet, Non-Contrast	MP18H/AFT/NC	□□□□			□□	□□□	25.5#	872	942	960	983	997	1027	1058	1099	1168	1241	1315	1463	188
concealed glides shown 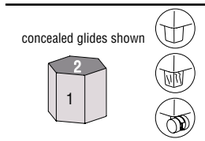 M18H **18" Hexagon - Contrast** • 1 = Base (Fabric Contrast 1) C.O.M. = 1.25 yd • 2 = Seat (Fabric Contrast 2) C.O.M. = .75 yd Overall Dimensions: • W=20.75" D=18" H=18" • Price is based off of highest grade fabric.	Concealed Glides, Contrast	MP18H/CGL/FC	□□□□	□□□□			□□□	25.5#	$ 765	$ 862	$ 887	$ 917	$ 938	$ 979	$ 1019	$ 1075	$ 1170	$ 1271	$ 1371	$ 1573	$ 188
	Poly Feet, Contrast	MP18H/PFT/FC	□□□□	□□□□			□□□	25.5#	765	862	887	917	938	979	1019	1075	1170	1271	1371	1573	188
	Wood Feet, Contrast	MP18H/WFT/FC	□□□□	□□□□	□□□		□□□	25.5#	896	992	1018	1048	1067	1107	1148	1205	1300	1400	1503	1702	188
	Casters, Contrast	MP18H/CST/FC	□□□□	□□□□			□□□	25.5#	765	862	887	917	938	979	1019	1075	1170	1271	1371	1573	188
	Aluminum Feet, Contrast	MP18H/AFT/FC	□□□□	□□□□		□□	□□□	25.5#	872	966	991	1020	1039	1078	1118	1173	1265	1363	1463	1657	188
		Ⓐ	Ⓑ	Ⓒ	Ⓓ	Ⓔ	Ⓕ														

HOW TO ORDER

Indicate the following information on order form:
1. Quantity of each item.
2. Model number, including options. See "How To Build a Model Number".
3. Any special service required.

Note: • The □ indicates that a choice is required.
- The absence of the □ indicates that no choice is required.
- Alpha-numeric characters in place of □ indicate that no other alternatives are available.

HOW TO BUILD A MODEL NUMBER

Ⓐ Select basic model.

Ⓑ Select non-contrast or fabric contrast 1.
Refer to **ki.com/fabrics**

Ⓒ Select fabric contrast 2.
Refer to **ki.com/fabrics**

Ⓓ Select wood feet finish.
Refer to the **Product Color Options** page in this price list.

Ⓔ Select brushed aluminum feet finish.
Refer to the **Product Color Options** page in this price list.

Ⓕ Select moisture barrier.

MB	- Moisture barrier
NMB	- No moisture barrier

See pricing column for moisture barrier upcharge.

SPECIAL SERVICES

Special Carton Marking

With specially marked information	N/C

Shipping

Ships **assembled, FOB High Point, NC 27263, freight prepaid.** Freight class 250.

Specifications and prices are subject to change without prior notice.

MyPlace™
Ottomans

	Features	MODEL NUMBER Basic Model	Non-Contrast or Fabric Contrast 1	Fabric Contrast 2	Wood Feet Finish	Alum-inum Feet Finish	Moisture Barrier	Approx. Packaged Weight	Grade C.O.M.	Grade C	Grade D	Grade E & C.O.L.	Grade F	Grade G	Grade H	Grade I	Grade J	Grade K	Grade L Leather	Grade M Leather	Moisture Barrier add to list price
concealed glides shown 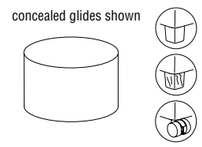	Concealed Glide, Non-contrast	MP26R/CGL/NC	□□□□				□□□	35.0#	$ 773	$ 878	$ 905	$ 937	$ 959	$ 1003	$ 1048	$ 1102	$ 1211	$ 1320	$ 1430	$ 1650	$ 149
	Poly Feet, Non-contrast	MP26R/PFT/NC	□□□□				□□□	35.0#	773	878	905	937	959	1003	1048	1102	1211	1320	1430	1650	149
	Wood Feet, Non-contrast	MP26R/WFT/NC	□□□□		□□□		□□□	35.0#	900	1003	1031	1064	1085	1130	1174	1228	1337	1447	1557	1775	149
	Casters, Non-contrast	MP26R/CST/NC	□□□□				□□□	35.0#	773	878	905	937	959	1003	1048	1102	1211	1320	1430	1650	149
	Aluminum Feet, Non-Contrast	MP26R/AFT/NC	□□□□			□□	□□□	35.0#	908	1012	1040	1073	1094	1140	1184	1239	1349	1460	1571	1792	149
M26R **26" Round - Non-contrast** • Non-contrast C.O.M = 2.25 yds • Ganging (specify kit separately) • Dia=26" H=18"																					
concealed glides shown 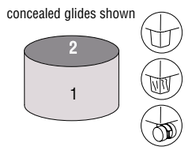	Concealed Glide, Contrast	MP26R/CGL/FC	□□□□	□□□□			□□□	35.0#	$ 804	$ 915	$ 943	$ 976	$ 1035	$ 1079	$ 1123	$ 1177	$ 1337	$ 1447	$ 1682	$ 1902	$ 149
	Poly Feet, Contrast	MP26R/PFT/FC	□□□□	□□□□			□□□	35.0#	804	915	943	976	1035	1079	1123	1177	1337	1447	1682	1902	149
	Wood Feet, Contrast	MP26R/WFT/FC	□□□□	□□□□	□□□		□□□	35.0#	931	1041	1068	1102	1161	1205	1250	1304	1463	1572	1808	2027	149
	Casters, Contrast	MP26R/CST/FC	□□□□	□□□□			□□□	35.0#	804	915	943	976	1035	1079	1123	1177	1337	1447	1682	1902	149
	Aluminum Feet, Contrast	MP26R/AFT/FC	□□□□	□□□□		□□	□□□	35.0#	939	1050	1078	1112	1171	1215	1261	1315	1476	1586	1825	2046	149
M26R **26" Round - Contrast** • 1 = Base (Fabric Contrast 1) C.O.M. = 1.75 yd • 2 = Seat (Fabric Contrast 2) C.O.M. = 1 yd • Ganging (specify kit separately) • Dia=26" H=18" • Price is based off of highest grade fabric.																					

Ⓐ Ⓑ Ⓒ Ⓓ Ⓔ Ⓕ

HOW TO ORDER

Indicate the following information on order form:
1. Quantity of each item.
2. Model number, including options. See "How To Build a Model Number".
3. Any special service required.

Note: • The □ indicates that a choice is required.
- The absence of the □ indicates that no choice is required.
- Alpha-numeric characters in place of □ indicate that no other alternatives are available.

HOW TO BUILD A MODEL NUMBER

Ⓐ Select basic model.

Ⓑ Select non-contrast or fabric contrast 1.
Refer to **ki.com/fabrics**

Ⓒ Select fabric contrast 2.
Refer to **ki.com/fabrics**

Ⓓ Select wood feet finish.
Refer to the **Product Color Options** page in this price list.

Ⓔ Select brushed aluminum feet finish.
Refer to the **Product Color Options** page in this price list.

Ⓕ Select moisture barrier.

MB	- Moisture barrier
NMB	- No moisture barrier

See pricing column for moisture barrier upcharge.

SPECIAL SERVICES

Special Carton Marking

With specially marked information N/C

Shipping

Ships **assembled, FOB High Point, NC 27263, freight prepaid.** Freight class 250.

Specifications and prices are subject to change without prior notice.

MyPlace™
Ottomans

	Features	MODEL NUMBER Basic Model	Non-Contrast or Fabric Contrast 1	Fabric Contrast 2	Wood Feet Finish	Alum-inum Feet Finish	Moisture Barrier	Approx. Packaged Weight	Grade C.O.M.	Grade C	Grade D	Grade E & C.O.L.	Grade F	Grade G	Grade H	Grade I	Grade J	Grade K	Grade L Leather	Grade M Leather	Moisture Barrier add to list price
concealed glides shown 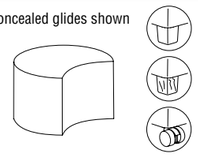 MCRE **Crescent - Non-contrast** • Non-contrast C.O.M = 2 yds • Ganging (specify kit separately) • Dia=26" H=18"	Concealed Glide, Non-contrast	MPCRE/CGL/NC	□□□□				□□□	68.0#	$ 784	$ 877	$ 901	$ 930	$ 949	$ 988	$ 1027	$ 1076	$ 1174	$ 1269	$ 1367	$ 1562	$ 197
	Poly Feet, Non-contrast	MPCRE/PFT/NC	□□□□				□□□	68.0#	784	877	901	930	949	988	1027	1076	1174	1269	1367	1562	197
	Wood Feet, Non-contrast	MPCRE/WFT/NC	□□□□		□□□		□□□	68.0#	910	1002	1026	1055	1076	1114	1154	1201	1300	1396	1493	1689	197
	Casters, Non-contrast	MPCRE/CST/NC	□□□□				□□□	68.0#	784	877	901	930	949	988	1027	1076	1174	1269	1367	1562	197
	Aluminum Feet, Non-Contrast	MPCRE/AFT/NC	□□□□			□□	□□□	68.0#	918	1011	1036	1064	1086	1124	1164	1212	1312	1409	1506	1704	197
concealed glides shown 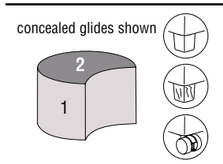 MCRE **Crescent - Contrast** • 1 = Base (Fabric Contrast 1) C.O.M. = 1.75 yd • 2 = Seat (Fabric Contrast 2) C.O.M. = .75 yd • Ganging (specify kit separately) • Dia=26" H=18" • Price is based off of highest grade fabric.	Concealed Glide, Contrast	MPCRE/CGL/FC	□□□□	□□□□			□□□	68.0#	$ 815	$ 921	$ 945	$ 974	$ 1043	$ 1082	$ 1122	$ 1169	$ 1300	$ 1396	$ 1619	$ 1814	$ 197
	Poly Feet, Contrast	MPCRE/PFT/FC	□□□□	□□□□			□□□	68.0#	815	921	945	974	1043	1082	1122	1169	1300	1396	1619	1814	197
	Wood Feet, Contrast	MPCRE/WFT/FC	□□□□	□□□□	□□□		□□□	68.0#	942	1047	1070	1100	1169	1209	1249	1295	1426	1521	1745	1940	197
	Casters, Contrast	MPCRE/CST/FC	□□□□	□□□□			□□□	68.0#	815	921	945	974	1043	1082	1122	1169	1300	1396	1619	1814	197
	Aluminum Feet, Contrast	MPCRE/AFT/FC	□□□□	□□□□		□□	□□□	68.0#	950	1057	1080	1110	1180	1220	1260	1306	1439	1535	1760	1958	197
		Ⓐ	Ⓑ	Ⓒ	Ⓓ	Ⓔ	Ⓕ														

HOW TO ORDER

Indicate the following information on order form:
1. Quantity of each item.
2. Model number, including options. See "How To Build a Model Number".
3. Any special service required.

Note: • The □ indicates that a choice is required.
- The absence of the □ indicates that no choice is required.
- Alpha-numeric characters in place of □ indicate that no other alternatives are available.

HOW TO BUILD A MODEL NUMBER

Ⓐ Select basic model.

Ⓑ Select non-contrast or fabric contrast 1.
Refer to **ki.com/fabrics**

Ⓒ Select fabric contrast 2.
Refer to **ki.com/fabrics**

Ⓓ Select wood feet finish.
Refer to the **Product Color Options** page in this price list.

Ⓔ Select brushed aluminum feet finish.
Refer to the **Product Color Options** page in this price list.

Ⓕ Select moisture barrier.

MB	- Moisture barrier
NMB	- No moisture barrier

See pricing column for moisture barrier upcharge.

SPECIAL SERVICES

Special Carton Marking

With specially marked information N/C

Shipping

Ships **assembled, FOB High Point, NC 27263, freight prepaid.** Freight class 250.

Specifications and prices are subject to change without prior notice.

MyPlace™
Ottomans

MyPlace™
Ottomans

	Features	MODEL NUMBER Basic Model	Non-Contrast or Fabric Contrast 1	Fabric Contrast 2	Wood Feet Finish	Alum-inum Feet Finish	Moisture Barrier	Approx. Packaged Weight	Grade C.O.M.	Grade C	Grade D	Grade E & C.O.L.	Grade F	Grade G	Grade H	Grade I	Grade J	Grade K	Grade L Leather	Grade M Leather	Moisture Barrier add to list price
concealed glides shown 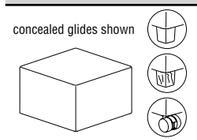 MSQR	Concealed Glide, Non-contrast	MPSQR/CGL/NC	□□□□				□□□	39.0#	$ 865	$ 1027	$ 1070	$ 1121	$ 1155	$ 1223	$ 1290	$ 1376	$ 1546	$ 1717	$ 1888	$ 2226	$ 225
	Poly Feet, Non-contrast	MPSQR/PFT/NC	□□□□				□□□	39.0#	865	1027	1070	1121	1155	1223	1290	1376	1546	1717	1888	2226	225
	Wood Feet, Non-contrast	MPSQR/WFT/NC	□□□□		□□□		□□□	39.0#	990	1154	1197	1247	1280	1349	1416	1503	1671	1843	2013	2353	225
	Casters, Non-contrast	MPSQR/CST/NC	□□□□				□□□	39.0#	865	1027	1070	1121	1155	1223	1290	1376	1546	1717	1888	2226	225
	Aluminum Feet, Non-contrast	MPSQR/AFT/NC	□□□□			□□	□□□	39.0#	999	1164	1208	1259	1292	1361	1429	1516	1686	1859	2031	2374	225
concealed glides shown 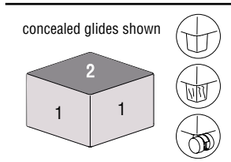 MSQR	Concealed Glide, Contrast	MPSQR/CGL/FC	□□□□	□□□□			□□□	39.0#	$ 897	$ 1058	$ 1102	$ 1152	$ 1186	$ 1254	$ 1322	$ 1408	$ 1577	$ 1748	$ 1918	$ 2259	$ 225
	Poly Feet, Contrast	MPSQR/PFT/FC	□□□□	□□□□			□□□	39.0#	897	1058	1102	1152	1186	1254	1322	1408	1577	1748	1918	2259	225
	Wood Feet, Contrast	MPSQR/WFT/FC	□□□□	□□□□	□□□		□□□	39.0#	1023	1185	1228	1278	1311	1381	1449	1533	1704	1874	2044	2385	225
	Casters, Contrast	MPSQR/CST/FC	□□□□	□□□□			□□□	39.0#	897	1058	1102	1152	1186	1254	1322	1408	1577	1748	1918	2259	225
	Aluminum Feet, Contrast	MPSQR/AFT/FC	□□□□	□□□□		□□	□□□	39.0#	1032	1195	1239	1290	1323	1393	1462	1547	1719	1891	2062	2406	225

Square - Non-contrast
- Non-contrast C.O.M = 3.5 yds
- Ganging (specify kit separately)
- W=26" D=26" H=18"

Square - Contrast
- 1 = Base (Fabric Contrast 1) C.O.M. = 2.5 yd
- 2 = Seat (Fabric Contrast 2) C.O.M. = 1 yd
- Ganging (specify kit separately)
- W=26" D=26" H=18"
- Price is based off of highest grade fabric.

Ⓐ Ⓑ Ⓒ Ⓓ Ⓔ Ⓕ

HOW TO ORDER

Indicate the following information on order form:
1. Quantity of each item.
2. Model number, including options. See "How To Build a Model Number".
3. Any special service required.

Note:
- The □ indicates that a choice is required.
- The absence of the □ indicates that no choice is required.
- Alpha-numeric characters in place of □ indicate that no other alternatives are available.

HOW TO BUILD A MODEL NUMBER

Ⓐ Select basic model.

Ⓑ Select non-contrast or fabric contrast 1.
Refer to **ki.com/fabrics**

Ⓒ Select fabric contrast 2.
Refer to **ki.com/fabrics**

Ⓓ Select wood feet finish.
Refer to the **Product Color Options** page in this price list.

Ⓔ Select brushed aluminum feet finish.
Refer to the **Product Color Options** page in this price list.

Ⓕ Select moisture barrier.

MB	- Moisture barrier
NMB	- No moisture barrier

See pricing column for moisture barrier upcharge.

SPECIAL SERVICES

Special Carton Marking

With specially marked information	N/C

Shipping
Ships **assembled, FOB High Point, NC 27263, freight prepaid.** Freight class 250.

Specifications and prices are subject to change without prior notice.

MyPlace™
Junior Ottomans

MyPlace™
Junior Ottomans

	MODEL	Features	MODEL NUMBER Basic Model	Non-Contrast or Fabric Contrast 1	Fabric Contrast 2	Wood Feet Finish	Moisture Barrier	Approx. Packaged Weight	Grade C.O.M.	Grade C	Grade D	Grade E & C.O.L.	Grade F	Grade G	Grade H	Grade I	Grade J	Grade K	Grade L Leather	Grade M Leather	Moisture Barrier add to list price
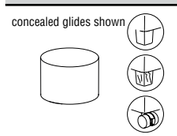 concealed glides shown	**Junior 18" Round - Non-contrast** • Non-contrast C.O.M = 1.25 yds • Dia=18" H=14"	Concealed Glide, Non-contrast	MPJ18R/CGL/NC	☐☐☐☐			☐☐☐	25.0#	$ 626	$ 683	$ 699	$ 716	$ 729	$ 754	$ 778	$ 812	$ 869	$ 930	$ 990	$ 1111	$ 98
		Poly Feet, Non-contrast	MPJ18R/PFT/NC	☐☐☐☐			☐☐☐	25.0#	626	683	699	716	729	754	778	812	869	930	990	1111	98
		Wood Feet, Non-contrast	MPJ18R/WFT/NC	☐☐☐☐		☐☐☐	☐☐☐	25.0#	751	809	825	842	855	879	903	937	996	1055	1115	1238	98
		Casters, Non-contrast	MPJ18R/CST/NC	☐☐☐☐			☐☐☐	25.0#	626	683	699	716	729	754	778	812	869	930	990	1111	98
MJ18R																					
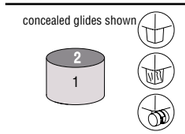 concealed glides shown	**Junior 18" Round - Contrast** • 1 = Base (Fabric Contrast 1) C.O.M. = 1.25 yd • 2 = Seat (Fabric Contrast 2) C.O.M. = .75 yd • Dia=18" H=14" • Price is based off of highest grade fabric.	Concealed Glide, Contrast	MPJ18R/CGL/FC	☐☐☐☐	☐☐☐☐		☐☐☐	25.0#	$ 657	$ 749	$ 774	$ 803	$ 823	$ 861	$ 901	$ 956	$ 1047	$ 1143	$ 1367	$ 1436	$ 98
		Poly Feet, Contrast	MPJ18R/PFT/FC	☐☐☐☐	☐☐☐☐		☐☐☐	25.0#	657	749	774	803	823	861	901	956	1047	1143	1367	1436	98
		Wood Feet, Contrast	MPJ18R/WFT/FC	☐☐☐☐	☐☐☐☐	☐☐☐	☐☐☐	25.0#	783	876	901	930	948	987	1026	1081	1173	1268	1493	1561	98
		Casters, Contrast	MPJ18R/CST/FC	☐☐☐☐	☐☐☐☐		☐☐☐	25.0#	657	749	774	803	823	861	901	956	1047	1143	1367	1436	98
MJ18R																					
			Ⓐ	Ⓑ	Ⓒ	Ⓓ	Ⓔ														

HOW TO ORDER

Indicate the following information on order form:
1. Quantity of each item.
2. Model number, including options. See "How To Build a Model Number".
3. Any special service required.

Note: • The ☐ indicates that a choice is required.
- The absence of the ☐ indicates that no choice is required.
- Alpha-numeric characters in place of ☐ indicate that no other alternatives are available.

HOW TO BUILD A MODEL NUMBER

Ⓐ Select basic model.

Ⓑ Select non-contrast or fabric contrast 1.
Refer to **ki.com/fabrics**

Ⓒ Select fabric contrast 2.
Refer to **ki.com/fabrics**

Ⓓ Select wood feet finish.
Refer to the **Product Color Options** page in this price list.

Ⓔ Select moisture barrier.

MB	- Moisture barrier
NMB	- No moisture barrier

See pricing column for moisture barrier upcharge.

California TB133 Fire Safety Code

For California Technical Bulletin 133 compliant models, a Product Modification Request is required. Contact Customer Service for details.

Model	
MPJ18C	$224
MPJ18H	$215
MPJ18R	$138
MPJ26R	$166
MPJCRE	$247
MPJSQR	$237

SPECIAL SERVICES

Special Carton Marking

With specially marked information	N/C

Shipping

Ships **assembled, FOB High Point, NC 27263, freight prepaid.** Freight class 250.

Specifications and prices are subject to change without prior notice.

MyPlace™
Junior Ottomans

MyPlace™
Junior Ottomans

	MODEL	Features	MODEL NUMBER Basic Model (A)	Non-Contrast or Fabric Contrast 1 (B)	Fabric Contrast 2 (C)	Wood Feet Finish (D)	Moisture Barrier (E)	Approx. Packaged Weight	Grade C.O.M.	Grade C	Grade D	Grade E & C.O.L.	Grade F	Grade G	Grade H	Grade I	Grade J	Grade K	Grade L Leather	Grade M Leather	Moisture Barrier add to list price
concealed glides shown 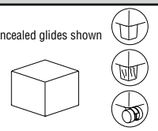 MJ18C	**Junior 18" Cube - Non-contrast** • Non-contrast C.O.M = 1.5 yds Overall Dimensions: • W=18" D=18" H=14"	Concealed Glides, Non-contrast	MPJ18C/CGL/NC	□□□□			□□□	26.5#	$ 718	$ 787	$ 805	$ 827	$ 842	$ 871	$ 901	$ 942	$ 1010	$ 1082	$ 1156	$ 1302	$ 190
		Poly Feet, Non-contrast	MPJ18C/PFT/NC	□□□□			□□□	25.5#	718	787	805	827	842	871	901	942	1010	1082	1156	1302	190
		Wood Feet, Non-contrast	MPJ18C/WFT/NC	□□□□		□□□	□□□	25.5#	844	912	931	954	967	997	1026	1066	1135	1208	1280	1427	190
		Casters, Non-contrast	MPJ18C/CST/NC	□□□□			□□□	25.5#	718	787	805	827	842	871	901	942	1010	1082	1156	1302	190
concealed glides shown 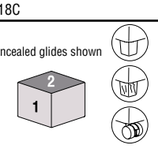 MJ18C	**Junior 18" Cube - Contrast** • 1 = Base (Fabric Contrast 1) C.O.M. = 1.25 yd • 2 = Seat (Fabric Contrast 2) C.O.M. = .75 yd Overall Dimensions: • W=18" D=18" H=14" • Price is based off of highest grade fabric.	Concealed Glides, Contrast	MPJ18C/CGL/FC	□□□□	□□□□		□□□	26.5#	$ 744	$ 839	$ 865	$ 895	$ 914	$ 955	$ 995	$ 1052	$ 1147	$ 1247	$ 1350	$ 1549	$ 190
		Poly Feet, Contrast	MPJ18C/PFT/FC	□□□□	□□□□		□□□	25.5#	744	839	865	895	914	955	995	1052	1147	1247	1350	1549	190
		Wood Feet, Contrast	MPJ18C/WFT/FC	□□□□	□□□□	□□□	□□□	25.5#	874	969	994	1025	1045	1086	1126	1183	1278	1378	1479	1680	190
		Casters, Contrast	MPJ18C/CST/FC	□□□□	□□□□		□□□	25.5#	744	839	865	895	914	955	995	1052	1147	1247	1350	1549	190

HOW TO ORDER

Indicate the following information on order form:
1. Quantity of each item.
2. Model number, including options. See "How To Build a Model Number".
3. Any special service required.

Note: • The □ indicates that a choice is required.
- The absence of the □ indicates that no choice is required.
- Alpha-numeric characters in place of □ indicate that no other alternatives are available.

HOW TO BUILD A MODEL NUMBER

A Select basic model.

B Select non-contrast or fabric contrast 1.
Refer to **ki.com/fabrics**

C Select fabric contrast 2.
Refer to **ki.com/fabrics**

D Select wood feet finish.
Refer to the **Product Color Options** page in this price list.

E Select moisture barrier.

MB	- Moisture barrier
NMB	- No moisture barrier

See pricing column for moisture barrier upcharge.

California TB133 Fire Safety Code
For California Technical Bulletin 133 compliant models, a Product Modification Request is required. Contact Customer Service for details.

Model	
MPJ18C	$224
MPJ18H	$215
MPJ18R	$138
MPJ26R	$166
MPJCRE	$247
MPJSQR	$237

SPECIAL SERVICES

Special Carton Marking

With specially marked information	N/C

Shipping
Ships **assembled, FOB High Point, NC 27263, freight prepaid.** Freight class 250.

Specifications and prices are subject to change without prior notice.

MyPlace™
Junior Ottomans

MyPlace™
Junior Ottomans

	MODEL	Features	MODEL NUMBER: Basic Model (A)	Non-Contrast or Fabric Contrast 1 (B)	Fabric Contrast 2 (C)	Wood Feet Finish (D)	Moisture Barrier (E)	Approx. Packaged Weight	Grade C.O.M.	Grade C	Grade D	Grade E & C.O.L.	Grade F	Grade G	Grade H	Grade I	Grade J	Grade K	Grade L Leather	Grade M Leather	Moisture Barrier add to list price
concealed glides shown 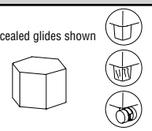 MJ18H	**Junior 18" Hexagon - Non-contrast** • Non-contrast C.O.M = 1.5 yds Overall Dimensions: • W=20.75" D=18" H=14"	Concealed Glides, Non-contrast	MPJ18H/CGL/NC	□□□□			□□□	26.5#	$ 718	$ 787	$ 805	$ 827	$ 842	$ 871	$ 901	$ 942	$ 1010	$ 1082	$ 1156	$ 1302	$ 188
		Poly Feet, Non-contrast	MPJ18H/PFT/NC	□□□□			□□□	25.5#	718	787	805	827	842	871	901	942	1010	1082	1156	1302	188
		Wood Feet, Non-contrast	MPJ18H/WFT/NC	□□□□		□□□	□□□	25.5#	844	912	931	954	967	997	1026	1066	1135	1209	1282	1427	188
		Casters, Non-contrast	MPJ18H/CST/NC	□□□□			□□□	25.5#	718	787	805	827	842	871	901	942	1010	1082	1156	1302	188
concealed glides shown 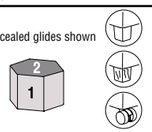 MJ18H	**Junior 18" Hexagon - Contrast** • 1 = Base (Fabric Contrast 1) C.O.M. = 1.25 yd • 2 = Seat (Fabric Contrast 2) C.O.M. = .75 yd Overall Dimensions: • W=20.75" D=18" H=14" • Price is based off of highest grade fabric.	Concealed Glides, Contrast	MPJ18H/CGL/FC	□□□□	□□□□		□□□	26.5#	$ 744	$ 839	$ 865	$ 895	$ 914	$ 955	$ 995	$ 1052	$ 1147	$ 1248	$ 1350	$ 1549	$ 188
		Poly Feet, Contrast	MPJ18H/PFT/FC	□□□□	□□□□		□□□	25.5#	744	839	865	895	914	955	995	1052	1147	1248	1350	1549	188
		Wood Feet, Contrast	MPJ18H/WFT/FC	□□□□	□□□□	□□□	□□□	25.5#	874	969	994	1025	1045	1086	1126	1183	1278	1378	1479	1680	188
		Casters, Contrast	MPJ18H/CST/FC	□□□□	□□□□		□□□	25.5#	744	839	865	895	914	955	995	1052	1147	1248	1350	1549	188

Ⓐ Ⓑ Ⓒ Ⓓ Ⓔ

HOW TO ORDER

Indicate the following information on order form:
1. Quantity of each item.
2. Model number, including options. See "How To Build a Model Number".
3. Any special service required.

Note: • The □ indicates that a choice is required.
- The absence of the □ indicates that no choice is required.
- Alpha-numeric characters in place of □ indicate that no other alternatives are available.

HOW TO BUILD A MODEL NUMBER

Ⓐ Select basic model.

Ⓑ Select non-contrast or fabric contrast 1.
Refer to **ki.com/fabrics**

Ⓒ Select fabric contrast 2.
Refer to **ki.com/fabrics**

Ⓓ Select wood feet finish.
Refer to the **Product Color Options** page in this price list.

Ⓔ Select moisture barrier.

MB	- Moisture barrier
NMB	- No moisture barrier

See pricing column for moisture barrier upcharge.

California TB133 Fire Safety Code

For California Technical Bulletin 133 compliant models, a Product Modification Request is required. Contact Customer Service for details.

Model	
MPJ18C	$224
MPJ18H	$215
MPJ18R	$138
MPJ26R	$166
MPJCRE	$247
MPJSQR	$237

SPECIAL SERVICES

Special Carton Marking

With specially marked information	N/C

Shipping

Ships **assembled, FOB High Point, NC 27263, freight prepaid.** Freight class 250.

Specifications and prices are subject to change without prior notice.

MyPlace™
Junior Ottomans

MyPlace™
Junior Ottomans

	MODEL	Features	MODEL NUMBER Basic Model	Non-Contrast or Fabric Contrast 1	Fabric Contrast 2	Wood Feet Finish	Moisture Barrier	Approx. Packaged Weight	Grade C.O.M.	Grade C	Grade D	Grade E & C.O.L.	Grade F	Grade G	Grade H	Grade I	Grade J	Grade K	Grade L Leather	Grade M Leather	Moisture Barrier add to list price
concealed glides shown 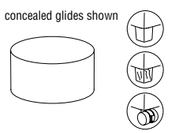 MJ26R	**Junior 26" Round - Non-contrast** • Non-contrast C.O.M = 2 yds • Ganging (specify kit separately) • Dia=26" H=14"	Concealed Glide, Non-contrast	MPJ26R/CGL/NC	□□□□			□□□	31.0#	$ 738	$ 831	$ 856	$ 884	$ 904	$ 943	$ 982	$ 1031	$ 1129	$ 1227	$ 1323	$ 1517	$ 118
		Poly Feet, Non-contrast	MPJ26R/PFT/NC	□□□□			□□□	31.0#	738	831	856	884	904	943	982	1031	1129	1227	1323	1517	118
		Wood Feet, Non-contrast	MPJ26R/WFT/NC	□□□□		□□□	□□□	31.0#	865	957	982	1011	1030	1068	1108	1157	1254	1353	1450	1642	118
		Casters, Non-contrast	MPJ26R/CST/NC	□□□□			□□□	31.0#	738	831	856	884	904	943	982	1031	1129	1227	1323	1517	118
concealed glides shown 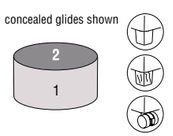 MJ26R	**Junior 26" Round - Contrast** • 1 = Base (Fabric Contrast 1) C.O.M. = 1.50 yd • 2 = Seat (Fabric Contrast 2) C.O.M. = 1 yd • Ganging (specify kit separately) • Dia=26" H=14" • Price is based off of highest grade fabric.	Concealed Glide, Contrast	MPJ26R/CGL/FC	□□□□	□□□□		□□□	31.0#	$ 771	$ 862	$ 888	$ 916	$ 967	$ 1007	$ 1045	$ 1093	$ 1223	$ 1320	$ 1450	$ 1642	$ 118
		Poly Feet, Contrast	MPJ26R/PFT/FC	□□□□	□□□□		□□□	31.0#	771	862	888	916	967	1007	1045	1093	1223	1320	1450	1642	118
		Wood Feet, Contrast	MPJ26R/WFT/FC	□□□□	□□□□	□□□	□□□	31.0#	897	988	1013	1042	1092	1132	1172	1220	1349	1447	1575	1769	118
		Casters, Contrast	MPJ26R/CST/FC	□□□□	□□□□		□□□	31.0#	771	862	888	916	967	1007	1045	1093	1223	1320	1450	1642	118
				Ⓐ	Ⓑ	Ⓒ	Ⓓ	Ⓔ													

HOW TO ORDER

Indicate the following information on order form:
1. Quantity of each item.
2. Model number, including options. See "How To Build a Model Number".
3. Any special service required.

Note: • The □ indicates that a choice is required.
- The absence of the □ indicates that no choice is required.
- Alpha-numeric characters in place of □ indicate that no other alternatives are available.

HOW TO BUILD A MODEL NUMBER

Ⓐ Select basic model.

Ⓑ Select non-contrast or fabric contrast 1.
Refer to **ki.com/fabrics**

Ⓒ Select fabric contrast 2.
Refer to **ki.com/fabrics**

Ⓓ Select wood feet finish.
Refer to the **Product Color Options** page in this price list.

Ⓔ Select moisture barrier.

MB	- Moisture barrier
NMB	- No moisture barrier

See pricing column for moisture barrier upcharge.

California TB133 Fire Safety Code

For California Technical Bulletin 133 compliant models, a Product Modification Request is required. Contact Customer Service for details.

Model	
MPJ18C	$224
MPJ18H	$215
MPJ18R	$138
MPJ26R	$166
MPJCRE	$247
MPJSQR	$237

SPECIAL SERVICES

Special Carton Marking

With specially marked information	N/C

Shipping

Ships **assembled, FOB High Point, NC 27263, freight prepaid.** Freight class 250.

Specifications and prices are subject to change without prior notice.

MyPlace™
Junior Ottomans

MyPlace™
Junior Ottomans

	MODEL	Features	MODEL NUMBER Basic Model	Non-Contrast or Fabric Contrast 1	Fabric Contrast 2	Wood Feet Finish	Moisture Barrier	Approx. Packaged Weight	Grade C.O.M.	Grade C	Grade D	Grade E & C.O.L.	Grade F	Grade G	Grade H	Grade I	Grade J	Grade K	Grade L Leather	Grade M Leather	Moisture Barrier add to list price
concealed glides shown 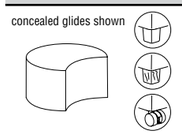 MJCRE	**Junior Crescent - Non-contrast** • Non-contrast C.O.M = 2 yds • Ganging (specify kit separately) • Dia=26" H=14"	Concealed Glide, Non-contrast	MPJCRE/CGL/NC	☐☐☐☐			☐☐☐	50.0#	$ 765	$ 857	$ 881	$ 910	$ 931	$ 970	$ 1009	$ 1056	$ 1155	$ 1252	$ 1349	$ 1543	$ 194
		Poly Feet, Non-contrast	MPJCRE/PFT/NC	☐☐☐☐			☐☐☐	50.0#	765	857	881	910	931	970	1009	1056	1155	1252	1349	1543	194
		Wood Feet, Non-contrast	MPJCRE/WFT/NC	☐☐☐☐		☐☐☐	☐☐☐	50.0#	891	983	1008	1036	1056	1096	1134	1183	1280	1377	1475	1669	194
		Casters, Non-contrast	MPJCRE/CST/NC	☐☐☐☐			☐☐☐	50.0#	765	857	881	910	931	970	1009	1056	1155	1252	1349	1543	194
concealed glides shown 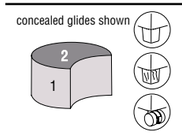 MJCRE	**Junior Crescent - Contrast** • 1 = Base (Fabric Contrast 1) C.O.M. = 1.75 yd • 2 = Seat (Fabric Contrast 2) C.O.M. = .75 yd • Ganging (specify kit separately) • Dia=26" H=14" • Price is based off of highest grade fabric.	Concealed Glide, Contrast	MPJCRE/CGL/FC	☐☐☐☐	☐☐☐☐		☐☐☐	50.0#	$ 798	$ 902	$ 925	$ 955	$ 1025	$ 1064	$ 1103	$ 1151	$ 1280	$ 1377	$ 1601	$ 1795	$ 194
		Poly Feet, Contrast	MPJCRE/PFT/FC	☐☐☐☐	☐☐☐☐		☐☐☐	50.0#	798	902	925	955	1025	1064	1103	1151	1280	1377	1601	1795	194
		Wood Feet, Contrast	MPJCRE/WFT/FC	☐☐☐☐	☐☐☐☐	☐☐☐	☐☐☐	50.0#	923	1027	1052	1080	1151	1189	1229	1277	1407	1504	1727	1921	194
		Casters, Contrast	MPJCRE/CST/FC	☐☐☐☐	☐☐☐☐		☐☐☐	50.0#	798	902	925	955	1025	1064	1103	1151	1280	1377	1601	1795	194
				Ⓐ	Ⓑ	Ⓒ	Ⓓ	Ⓔ													

HOW TO ORDER

Indicate the following information on order form:
1. Quantity of each item.
2. Model number, including options. See "How To Build a Model Number".
3. Any special service required.

Note: • The ☐ indicates that a choice is required.
- The absence of the ☐ indicates that no choice is required.
- Alpha-numeric characters in place of ☐ indicate that no other alternatives are available.

HOW TO BUILD A MODEL NUMBER

Ⓐ Select basic model.

Ⓑ Select non-contrast or fabric contrast 1.
Refer to **ki.com/fabrics**

Ⓒ Select fabric contrast 2.
Refer to **ki.com/fabrics**

Ⓓ Select wood feet finish.
Refer to the **Product Color Options** page in this price list.

Ⓔ Select moisture barrier.

MB	- Moisture barrier
NMB	- No moisture barrier

See pricing column for moisture barrier upcharge.

California TB133 Fire Safety Code

For California Technical Bulletin 133 compliant models, a Product Modification Request is required. Contact Customer Service for details.

Model	
MPJ18C	$224
MPJ18H	$215
MPJ18R	$138
MPJ26R	$166
MPJCRE	$247
MPJSQR	$237

SPECIAL SERVICES

Special Carton Marking

With specially marked information	N/C

Shipping

Ships **assembled, FOB High Point, NC 27263, freight prepaid.** Freight class 250.

Specifications and prices are subject to change without prior notice.

MyPlace™
Junior Ottomans

MyPlace™
Junior Ottomans

	MODEL	Features	MODEL NUMBER: Basic Model	Non-Contrast or Fabric Contrast 1 (A)	Fabric Contrast 2 (B)	Wood Feet Finish (C)	Moisture Barrier (D)	Approx. Packaged Weight	Grade C.O.M.	Grade C	Grade D	Grade E & C.O.L.	Grade F	Grade G	Grade H	Grade I	Grade J	Grade K	Grade L Leather	Grade M Leather	Moisture Barrier add to list price
concealed glides shown 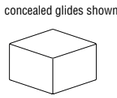 MJSQR	**Junior Square - Non-contrast** • Non-contrast C.O.M = 1.75 yds • Ganging (specify kit separately) • W=22" D=22" H=14"	Concealed Glide, Non-contrast	MPJSQR/CGL/NC	☐☐☐☐			☐☐☐	35.0#	$ 770	$ 850	$ 871	$ 898	$ 914	$ 948	$ 982	$ 1025	$ 1110	$ 1195	$ 1280	$ 1451	$ 189
		Poly Feet, Non-contrast	MPJSQR/PFT/NC	☐☐☐☐			☐☐☐	35.0#	770	850	871	898	914	948	982	1025	1110	1195	1280	1451	189
		Wood Feet, Non-contrast	MPJSQR/WFT/NC	☐☐☐☐		☐☐☐	☐☐☐	35.0#	895	976	998	1024	1040	1075	1108	1151	1236	1320	1407	1576	189
		Casters, Non-contrast	MPJSQR/CST/NC	☐☐☐☐			☐☐☐	35.0#	770	850	871	898	914	948	982	1025	1110	1195	1280	1451	189
concealed glides shown 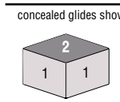 MJSQR	**Junior Square - Contrast** • 1 = Base (Fabric Contrast 1) C.O.M. = 1 yd • 2 = Seat (Fabric Contrast 2) C.O.M. = .75 yd • Ganging (specify kit separately) • W=22" D=22" H=14" • Price is based off of highest grade fabric.	Concealed Glide, Contrast	MPJSQR/CGL/FC	☐☐☐☐	☐☐☐☐		☐☐☐	35.0#	$ 801	$ 881	$ 903	$ 930	$ 946	$ 980	$ 1013	$ 1056	$ 1142	$ 1227	$ 1311	$ 1482	$ 189
		Poly Feet, Contrast	MPJSQR/PFT/FC	☐☐☐☐	☐☐☐☐		☐☐☐	35.0#	801	881	903	930	946	980	1013	1056	1142	1227	1311	1482	189
		Wood Feet, Contrast	MPJSQR/WFT/FC	☐☐☐☐	☐☐☐☐	☐☐☐	☐☐☐	35.0#	927	1008	1029	1055	1071	1106	1140	1183	1267	1353	1438	1608	189
		Casters, Contrast	MPJSQR/CST/FC	☐☐☐☐	☐☐☐☐		☐☐☐	35.0#	801	881	903	930	946	980	1013	1056	1142	1227	1311	1482	189

HOW TO ORDER

Indicate the following information on order form:
1. Quantity of each item.
2. Model number, including options. See "How To Build a Model Number".
3. Any special service required.

Note: • The ☐ indicates that a choice is required.
- The absence of the ☐ indicates that no choice is required.
- Alpha-numeric characters in place of ☐ indicate that no other alternatives are available.

HOW TO BUILD A MODEL NUMBER

A Select basic model.

B Select non-contrast or fabric contrast 1.
Refer to **ki.com/fabrics**

C Select fabric contrast 2.
Refer to **ki.com/fabrics**

D Select wood feet finish.
Refer to the **Product Color Options** page in this price list.

E Select moisture barrier.

MB	- Moisture barrier
NMB	- No moisture barrier

See pricing column for moisture barrier upcharge.

California TB133 Fire Safety Code
For California Technical Bulletin 133 compliant models, a Product Modification Request is required. Contact Customer Service for details.

Model	
MPJ18C	$224
MPJ18H	$215
MPJ18R	$138
MPJ26R	$166
MPJCRE	$247
MPJSQR	$237

SPECIAL SERVICES

Special Carton Marking

With specially marked information	N/C

Shipping
Ships **assembled, FOB High Point, NC 27263, freight prepaid.** Freight class 250.

Specifications and prices are subject to change without prior notice.

MyPlace™
Backless Lounge Seating

MyPlace™
Backless Lounge Seating

	Features	MODEL NUMBER Basic Model	Non-Contrast or Fabric Contrast 1	Fabric Contrast 2	Wood Feet Finish	Alum-inum Feet Finish	Moisture Barrier	Approx. Packaged Weight	Grade C.O.M.	Grade C	Grade D	Grade E & C.O.L.	Grade F	Grade G	Grade H	Grade I	Grade J	Grade K	Grade L Leather	Grade M Leather	Moisture Barrier add to list price
concealed glides shown 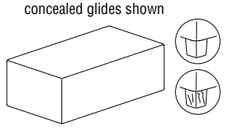	Concealed Glide, Non-contrast	MPRCT/CGL/NC	□□□□				□□□	70.0#	$ 1225	$ 1386	$ 1429	$ 1481	$ 1515	$ 1583	$ 1651	$ 1736	$ 1906	$ 2076	$ 2246	$ 2587	$ 252
	Poly Feet, Non-contrast	MPRCT/PFT/NC	□□□□				□□□	70.0#	1225	1386	1429	1481	1515	1583	1651	1736	1906	2076	2246	2587	252
	Wood Feet, Non-contrast	MPRCT/WFT/NC	□□□□		□□□		□□□	70.0#	1351	1511	1555	1607	1640	1708	1777	1862	2033	2201	2372	2714	252
	Aluminum Feet, Non-Contrast	MPRCT/AFT/NC	□□□□			□□	□□□	70.0#	1363	1525	1570	1622	1655	1724	1793	1879	2051	2221	2393	2738	252
	Concealed Glide, Contrast	MPRCT/CGL/FC	□□□□	□□□□			□□□	70.0#	$ 1256	$ 1417	$ 1461	$ 1511	$ 1546	$ 1614	$ 1682	$ 1768	$ 1937	$ 2108	$ 2277	$ 2619	$ 252
concealed glides shown 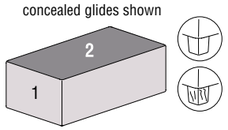	Poly Feet, Contrast	MPRCT/PFT/FC	□□□□	□□□□			□□□	70.0#	1256	1417	1461	1511	1546	1614	1682	1768	1937	2108	2277	2619	252
	Wood Feet, Contrast	MPRCT/WFT/FC	□□□□	□□□□	□□□		□□□	70.0#	1383	1543	1586	1638	1671	1740	1808	1893	2064	2234	2402	2745	252
	Aluminum Feet, Contrast	MPRCT/AFT/FC	□□□□	□□□□		□□	□□□	70.0#	1395	1557	1601	1653	1686	1756	1825	1910	2082	2254	2424	2769	252
			Ⓐ	Ⓑ	Ⓒ	Ⓓ	Ⓔ	Ⓕ													

MRCT

Rectangle, Backless - Non-contrast

- Non-contrast C.O.M = 3.5 yds
- Ganging (specify kit separately)
- W=48" D=26" H=18"
- Casters unavailable as standard.

MRCT

Rectangle, Backless - Contrast

- 1 = Base (Fabric Contrast 1) C.O.M. = 2.5 yd
- 2 = Seat (Fabric Contrast 2) C.O.M. = 1 yd
- Ganging (specify kit separately)
- W=48" D=26" H=18"
- Casters unavailable as standard.
- Price is based off of highest grade fabric.

HOW TO ORDER

Indicate the following information on order form:
1. Quantity of each item.
2. Model number, including options. See "How To Build a Model Number".
3. Any special service required.

Note: • The □ indicates that a choice is required.
- The absence of the □ indicates that no choice is required.
- Alpha-numeric characters in place of □ indicate that no other alternatives are available.

HOW TO BUILD A MODEL NUMBER

Ⓐ Select basic model.

Ⓑ Select non-contrast or fabric contrast 1.
Refer to **ki.com/fabrics**

Ⓒ Select fabric contrast 2.
Refer to **ki.com/fabrics**

Ⓓ Select wood feet finish.
Refer to the **Product Color Options** page in this price list.

Ⓔ Select brushed aluminum feet finish.
Refer to the **Product Color Options** page in this price list.

Ⓕ Select moisture barrier.

MB	- Moisture barrier
NMB	- No moisture barrier

See pricing column for moisture barrier upcharge.

Compliance to TB133 Fire Safety Code
For California Technical Bulletin 133 compliant models, a Product Modification Request is required. Contact Customer Service for details.

Model
MPRCT $304

SPECIAL SERVICES

Special Carton Marking

With specially marked information N/C

Shipping
Ships **assembled, FOB High Point, NC 27263, freight prepaid.** Freight class 250.

Specifications and prices are subject to change without prior notice.

MyPlace™
Backless Lounge Seating

MyPlace™
Backless Lounge Seating

	Features	MODEL NUMBER Basic Model	Non-Contrast or Fabric Contrast 1	Fabric Contrast 2	Wood Feet Finish	Alum-inum Feet Finish	Moisture Barrier	Approx. Packaged Weight	Grade C.O.M.	Grade C	Grade D	Grade E & C.O.L.	Grade F	Grade G	Grade H	Grade I	Grade J	Grade K	Grade L Leather	Grade M Leather	Moisture Barrier add to list price
concealed glides shown 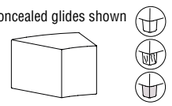 MC30	Concealed Glide, Non-contrast	MPC30/CGL/NC	□□□□				□□□	51.5#	$ 872	$ 979	$ 1007	$ 1039	$ 1061	$ 1106	$ 1150	$ 1212	$ 1315	$ 1425	$ 1535	$ 1757	$ 197
	Poly Feet, Non-contrast	MPC30/PFT/NC	□□□□				□□□	50.5#	872	979	1007	1039	1061	1106	1150	1212	1315	1425	1535	1757	197
	Wood Feet, Non-contrast	MPC30/WFT/NC	□□□□		□□□		□□□	50.5#	999	1106	1133	1167	1188	1233	1277	1340	1442	1552	1663	1884	197
	Casters, Non-contrast	MPC30/CST/NC	□□□□				□□□	50.5#	872	979	1007	1039	1061	1106	1150	1212	1315	1425	1535	1757	197
	Aluminum Feet, Non-contrast	MPC30/AFT/NC	□□□□			□□	□□□	51.5#	999	1106	1133	1167	1188	1233	1277	1340	1442	1552	1663	1884	197
Backless, 30° Curve - Non-contrast																					
• Non-contrast C.O.M = 2.25 yds • Ganging (specify kit separately) Overall Dimensions: • W=28" D=26" H=18"																					
concealed glides shown 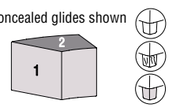 MC30	Concealed Glide, Contrast	MPC30/CGL/FC	□□□□	□□□□			□□□	50.5#	$ 896	$ 1027	$ 1064	$ 1105	$ 1132	$ 1188	$ 1244	$ 1322	$ 1451	$ 1590	$ 1728	$ 2006	$ 197
	Poly Feet, Contrast	MPC30/PFT/FC	□□□□	□□□□			□□□	50.5#	896	1027	1064	1105	1132	1188	1244	1322	1451	1590	1728	2006	197
	Wood Feet, Contrast	MPC30/WFT/FC	□□□□	□□□□	□□□		□□□	50.5#	1026	1158	1194	1235	1262	1320	1375	1452	1583	1721	1859	2138	197
	Casters, Contrast	MPC30/CST/FC	□□□□	□□□□			□□□	50.5#	896	1027	1064	1105	1132	1188	1244	1322	1451	1590	1728	2006	197
	Aluminum Feet, Contrast	MPC30/AFT/FC	□□□□	□□□□		□□	□□□	51.5#	999	1128	1162	1202	1229	1285	1339	1414	1542	1676	1810	2081	197
Backless, 30° Curve - Contrast																					
• 1 = Base (Fabric Contrast 1) C.O.M. = 1.75 yd • 2 = Seat (Fabric Contrast 2) C.O.M. = 1 yd • Ganging (specify kit separately) Overall Dimensions: • W=28" D=26" H=18"																					
• Price is based off of highest grade fabric.																					
		Ⓐ	Ⓑ	Ⓒ	Ⓓ	Ⓔ	Ⓕ														

HOW TO ORDER

Indicate the following information on order form:
1. Quantity of each item.
2. Model number, including options. See "How To Build a Model Number".
3. Any special service required.

Note: • The □ indicates that a choice is required.
- The absence of the □ indicates that no choice is required.
- Alpha-numeric characters in place of □ indicate that no other alternatives are available.

HOW TO BUILD A MODEL NUMBER

Ⓐ Select basic model.

Ⓑ Select non-contrast or fabric contrast 1.
Refer to **ki.com/fabrics**

Ⓒ Select fabric contrast 2.
Refer to **ki.com/fabrics**

Ⓓ Select wood feet finish.
Refer to the **Product Color Options** page in this price list.

Ⓔ Select brushed aluminum feet finish.
Refer to the **Product Color Options** page in this price list.

Ⓕ Select moisture barrier.

MB	- Moisture barrier
NMB	- No moisture barrier

See pricing column for moisture barrier upcharge.

Compliance to TB133 Fire Safety Code
For California Technical Bulletin 133 compliant models, a Product Modification Request is required. Contact Customer Service for details.

Model	
MPC30	$241
MPC45	$250
MPC60	$250

SPECIAL SERVICES

Special Carton Marking

With specially marked information	N/C

Shipping
Ships **assembled, FOB High Point, NC 27263, freight prepaid.** Freight class 250.

Specifications and prices are subject to change without prior notice.

MyPlace™
Backless Lounge Seating

MyPlace™
Backless Lounge Seating

	Features	MODEL NUMBER Basic Model	Non-Contrast or Fabric Contrast 1	Fabric Contrast 2	Wood Feet Finish	Alum-inum Feet Finish	Moisture Barrier	Approx. Packaged Weight	Grade C.O.M.	Grade C	Grade D	Grade E & C.O.L.	Grade F	Grade G	Grade H	Grade I	Grade J	Grade K	Grade L Leather	Grade M Leather	Moisture Barrier add to list price
concealed glides shown 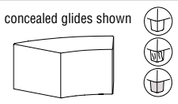 MC45	Concealed Glide, Non-contrast	MPC45/CGL/NC	□□□□				□□□	53.0#	$ 1132	$ 1261	$ 1294	$ 1334	$ 1362	$ 1415	$ 1470	$ 1546	$ 1672	$ 1806	$ 1941	$ 2212	$ 201
	Poly Feet, Non-contrast	MPC45/PFT/NC	□□□□				□□□	51.0#	1132	1261	1294	1334	1362	1415	1470	1546	1672	1806	1941	2212	201
	Wood Feet, Non-contrast	MPC45/WFT/NC	□□□□		□□□		□□□	51.0#	1260	1388	1421	1462	1490	1543	1597	1673	1799	1934	2069	2339	201
	Casters, Non-contrast	MPC45/CST/NC	□□□□				□□□	51.0#	1132	1261	1294	1334	1362	1415	1470	1546	1672	1806	1941	2212	201
	Aluminum Feet, Non-Contrast	MPC45/AFT/NC	□□□□			□□	□□□	51.0#	1260	1388	1421	1462	1490	1543	1597	1673	1799	1934	2069	2339	201
concealed glides shown 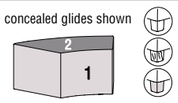 MC45	Concealed Glide, Contrast	MPC45/CGL/FC	□□□□	□□□□			□□□	53.0#	$ 1163	$ 1295	$ 1329	$ 1370	$ 1399	$ 1454	$ 1509	$ 1588	$ 1717	$ 1855	$ 1994	$ 2272	$ 201
	Poly Feet, Contrast	MPC45/PFT/FC	□□□□	□□□□			□□□	51.0#	1163	1295	1329	1370	1399	1454	1509	1588	1717	1855	1994	2272	201
	Wood Feet, Contrast	MPC45/WFT/FC	□□□□	□□□□	□□□		□□□	51.0#	1294	1425	1459	1501	1530	1585	1640	1718	1848	1986	2125	2402	201
	Casters, Contrast	MPC45/CST/FC	□□□□	□□□□			□□□	51.0#	1163	1295	1329	1370	1399	1454	1509	1588	1717	1855	1994	2272	201
	Aluminum Feet, Contrast	MPC45/AFT/FC	□□□□	□□□□		□□	□□□	51.0#	1260	1388	1421	1462	1490	1543	1597	1673	1799	1934	2069	2339	201

Backless, 45° Curve - Non-contrast

- Non-contrast C.O.M = 2.75 yds
- Ganging (specify kit separately)

Overall Dimensions:
- W=41.5" D=26" H=18"

Backless, 45° Curve - Contrast

- 1 = Base (Fabric Contrast 1) C.O.M. = 1.75 yd
- 2 = Seat (Fabric Contrast 2) C.O.M. = 1 yd
- Ganging (specify kit separately)

Overall Dimensions:
- W=41.5" D=26" H=18"
- Price is based off of highest grade fabric.

Ⓐ Ⓑ Ⓒ Ⓓ Ⓔ Ⓕ

HOW TO ORDER

Indicate the following information on order form:
1. Quantity of each item.
2. Model number, including options. See "How To Build a Model Number".
3. Any special service required.

Note:
- The □ indicates that a choice is required.
- The absence of the □ indicates that no choice is required.
- Alpha-numeric characters in place of □ indicate that no other alternatives are available.

HOW TO BUILD A MODEL NUMBER

Ⓐ Select basic model.

Ⓑ Select non-contrast or fabric contrast 1.
Refer to **ki.com/fabrics**

Ⓒ Select fabric contrast 2.
Refer to **ki.com/fabrics**

Ⓓ Select wood feet finish.
Refer to the **Product Color Options** page in this price list.

Ⓔ Select brushed aluminum feet finish.
Refer to the **Product Color Options** page in this price list.

Ⓕ Select moisture barrier.

MB	- Moisture barrier
NMB	- No moisture barrier

See pricing column for moisture barrier upcharge.

Compliance to TB133 Fire Safety Code
For California Technical Bulletin 133 compliant models, a Product Modification Request is required. Contact Customer Service for details.

Model	
MPC30	$241
MPC45	$250
MPC60	$250

SPECIAL SERVICES

Special Carton Marking

With specially marked information	N/C

Shipping
Ships **assembled, FOB High Point, NC 27263, freight prepaid.** Freight class 250.

Specifications and prices are subject to change without prior notice.

MyPlace™
Backless Lounge Seating

MyPlace™
Backless Lounge Seating

	Features	MODEL NUMBER Basic Model	Non-Contrast or Fabric Contrast 1	Fabric Contrast 2	Wood Feet Finish	Alum-inum Feet Finish	Moisture Barrier	Approx. Packaged Weight	Grade C.O.M.	Grade C	Grade D	Grade E & C.O.L.	Grade F	Grade G	Grade H	Grade I	Grade J	Grade K	Grade L Leather	Grade M Leather	Moisture Barrier add to list price
concealed glides shown 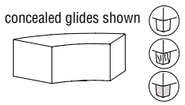	Concealed Glide, Non-contrast	MPC60/CGL/NC	□□□□				□□□	67.0#	$ 1265	$ 1404	$ 1442	$ 1487	$ 1516	$ 1574	$ 1634	$ 1718	$ 1855	$ 2002	$ 2150	$ 2444	$ 201
	Poly Feet, Non-contrast	MPC60/PFT/NC	□□□□				□□□	67.0#	1265	1404	1442	1487	1516	1574	1634	1718	1855	2002	2150	2444	201
	Wood Feet, Non-contrast	MPC60/WFT/NC	□□□□		□□□		□□□	67.0#	1393	1532	1570	1614	1643	1702	1760	1845	1981	2129	2277	2571	201
	Aluminum Feet, Non-Contrast	MPC60/AFT/NC	□□□□			□□	□□□	67.0#	1393	1532	1570	1614	1643	1702	1760	1845	1981	2129	2277	2571	201
MC60																					
Backless, 60° Curve - Non-contrast																					
• Non-contrast C.O.M = 3 yds																					
• Ganging (specify kit separately)																					
Overall Dimensions:																					
• W=54" D=26" H=18"																					
• Casters unavailable as standard.																					
concealed glides shown 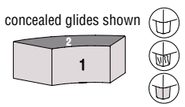	Concealed Glide, Contrast	MPC60/CGL/FC	□□□□	□□□□			□□□	67.0#	$ 1300	$ 1455	$ 1496	$ 1545	$ 1577	$ 1644	$ 1710	$ 1802	$ 1955	$ 2118	$ 2283	$ 2611	$ 201
	Poly Feet, Contrast	MPC60/PFT/FC	□□□□	□□□□			□□□	67.0#	1300	1455	1496	1545	1577	1644	1710	1802	1955	2118	2283	2611	201
	Wood Feet, Contrast	MPC60/WFT/FC	□□□□	□□□□	□□□		□□□	67.0#	1431	1586	1627	1675	1708	1775	1840	1932	2085	2249	2415	2742	201
	Aluminum Feet, Contrast	MPC60/AFT/FC	□□□□	□□□□		□□	□□□	67.0#	1393	1544	1584	1631	1663	1728	1792	1881	2030	2190	2351	2670	201
MC60																					
Backless, 60° Curve - Contrast																					
• 1 = Base (Fabric Contrast 1) C.O.M. = 2.25 yd																					
• 2 = Seat (Fabric Contrast 2) C.O.M. = 1.25 yd																					
• Ganging (specify kit separately)																					
Overall Dimensions:																					
• W=54" D=26" H=18"																					
• Casters unavailable as standard.																					
• Price is based off of highest grade fabric.																					

Ⓐ Ⓑ Ⓒ Ⓓ Ⓔ Ⓕ

HOW TO ORDER

Indicate the following information on order form:
1. Quantity of each item.
2. Model number, including options. See "How To Build a Model Number".
3. Any special service required.

Note: • The □ indicates that a choice is required.
- The absence of the □ indicates that no choice is required.
- Alpha-numeric characters in place of □ indicate that no other alternatives are available.

HOW TO BUILD A MODEL NUMBER

Ⓐ Select basic model.

Ⓑ Select non-contrast or fabric contrast 1.
Refer to **ki.com/fabrics**

Ⓒ Select fabric contrast 2.
Refer to **ki.com/fabrics**

Ⓓ Select wood feet finish.
Refer to the **Product Color Options** page in this price list.

Ⓔ Select brushed aluminum feet finish.
Refer to the **Product Color Options** page in this price list.

Ⓕ Select moisture barrier.

MB	- Moisture barrier
NMB	- No moisture barrier

See pricing column for moisture barrier upcharge.

Compliance to TB133 Fire Safety Code
For California Technical Bulletin 133 compliant models, a Product Modification Request is required. Contact Customer Service for details.

Model	
MPC30	$241
MPC45	$250
MPC60	$250

SPECIAL SERVICES

Special Carton Marking

With specially marked information	N/C

Shipping
Ships **assembled, FOB High Point, NC 27263, freight prepaid.** Freight class 250.

Specifications and prices are subject to change without prior notice.

MyPlace™
Backless Lounge Seating

MyPlace™
Backless Lounge Seating

	Features	MODEL NUMBER Basic Model	Non-Contrast or Fabric Contrast 1	Fabric Contrast 2	Wood Feet Finish	Alum-inum Feet Finish	Moisture Barrier	Approx. Packaged Weight	Grade C.O.M.	Grade C	Grade D	Grade E & C.O.L.	Grade F	Grade G	Grade H	Grade I	Grade J	Grade K	Grade L Leather	Grade M Leather	Moisture Barrier add to list price
concealed glides shown 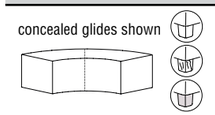	Concealed Glide, Non-contrast	MPCRV/CGL/NC	□□□□				□□□	116.0#	$ 1503	$ 1714	$ 1771	$ 1837	$ 1880	$ 1970	$ 2060	$ 2172	$ 2392	$ 2616	$ 2839	$ 3285	$ 263
	Poly Feet, Non-contrast	MPCRV/PFT/NC	□□□□				□□□	116.0#	1503	1714	1771	1837	1880	1970	2060	2172	2392	2616	2839	3285	263
	Wood Feet, Non-contrast	MPCRV/WFT/NC	□□□□		□□□		□□□	116.0#	1631	1842	1898	1966	2008	2099	2187	2300	2521	2744	2968	3414	263
	Aluminum Feet, Non-Contrast	MPCRV/AFT/NC	□□□□			□□	□□□	116.0#	1616	1826	1881	1948	1990	2080	2168	2280	2499	2720	2942	3383	263
MCRV																					
Backless, 90° Curve - Non-contrast																					
• Non-contrast C.O.M = 4.5 yds • Ganging (specify kit separately) • W=76-1/2" D=26" H=18" • Casters unavailable as standard.																					
concealed glides shown 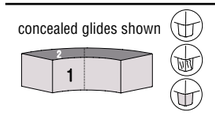	Concealed Glide, Contrast	MPCRV/CGL/FC	□□□□	□□□□			□□□	116.0#	$ 1534	$ 1777	$ 1835	$ 1901	$ 1977	$ 2066	$ 2156	$ 2267	$ 2521	$ 2744	$ 3096	$ 3541	$ 263
	Poly Feet, Contrast	MPCRV/PFT/FC	□□□□	□□□□			□□□	116.0#	1534	1777	1835	1901	1977	2066	2156	2267	2521	2744	3096	3541	263
	Wood Feet, Contrast	MPCRV/WFT/FC	□□□□	□□□□	□□□		□□□	116.0#	1663	1905	1963	2029	2104	2195	2284	2396	2649	2873	3224	3670	263
	Aluminum Feet, Contrast	MPCRV/AFT/FC	□□□□	□□□□		□□	□□□	116.0#	1648	1888	1946	2011	2086	2176	2263	2374	2625	2847	3196	3637	263
MCRV																					
Backless, 90° Curve - Contrast																					
• 1 = Base (Fabric Contrast 1) C.O.M. = 3 yd • 2 = Seat (Fabric Contrast 2) C.O.M. = 2 yd • Ganging (specify kit separately) • W=76-1/2" D=26" H=18" • Casters unavailable as standard. • Price is based off of highest grade fabric.																					

Ⓐ Ⓑ Ⓒ Ⓓ Ⓔ Ⓕ

HOW TO ORDER

Indicate the following information on order form:
1. Quantity of each item.
2. Model number, including options. See "How To Build a Model Number".
3. Any special service required.

Note: • The □ indicates that a choice is required.
- The absence of the □ indicates that no choice is required.
- Alpha-numeric characters in place of □ indicate that no other alternatives are available.

HOW TO BUILD A MODEL NUMBER

Ⓐ Select basic model.

Ⓑ Select non-contrast or fabric contrast 1.
Refer to **ki.com/fabrics**

Ⓒ Select fabric contrast 2.
Refer to **ki.com/fabrics**

Ⓓ Select wood feet finish.
Refer to the **Product Color Options** page in this price list.

Ⓔ Select brushed aluminum feet finish.
Refer to the **Product Color Options** page in this price list.

Ⓕ Select moisture barrier.

MB	- Moisture barrier
NMB	- No moisture barrier

See pricing column for moisture barrier upcharge.

Compliance to TB133 Fire Safety Code
For California Technical Bulletin 133 compliant models, a Product Modification Request is required. Contact Customer Service for details.

Model	
MPC30	$241
MPC45	$250
MPC60	$250

SPECIAL SERVICES

Special Carton Marking

With specially marked information	N/C

Shipping
Ships **assembled, FOB High Point, NC 27263, freight prepaid.** Freight class 250.

Specifications and prices are subject to change without prior notice.

MyPlace™
32" Low-Back Lounge Seating

MyPlace™
32" Low-Back Lounge Seating

	MODEL	Features	MODEL NUMBER: Basic Model	Non-Contrast or Fabric Contrast 1 (Ⓑ)	Fabric Contrast 2 (Ⓒ)	Fabric Contrast 3 (Ⓓ)	Wood Feet Finish (Ⓔ)	Alum-inum Feet Finish (Ⓕ)	Moisture Barrier (Ⓖ)	Approx. Packaged Weight	Grade C.O.M.	Grade C	Grade D	Grade E & C.O.L.	Grade F	Grade G	Grade H	Grade I	Grade J	Grade K	Grade L Leather	Grade M Leather	Moisture Barrier add to list price
concealed glides shown 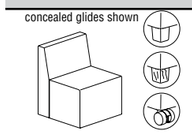 MSQRL	**Lounge Chair, 32" Low-Back - Non-contrast** • Non-contrast C.O.M = 3.5 yds • Ganging (specify kit separately) Overall Dimensions: • W=26" D=26" H=32" Seat Dimensions: • D=19" H=18"	Concealed Glide	MPSQRL/CGL/NC	□□□□					□□□	62.0#	$ 1210	$ 1374	$ 1417	$ 1469	$ 1505	$ 1574	$ 1643	$ 1742	$ 1903	$ 2076	$ 2250	$ 2596	$ 209
		Poly Feet	MPSQRL/PFT/NC	□□□□					□□□	62.0#	1210	1374	1417	1469	1505	1574	1643	1742	1903	2076	2250	2596	209
		Wood Feet	MPSQRL/WFT/NC	□□□□			□□□		□□□	62.0#	1338	1504	1546	1598	1633	1701	1772	1870	2032	2205	2379	2725	209
		Casters	MPSQRL/CST/NC	□□□□					□□□	62.0#	1210	1374	1417	1469	1505	1574	1643	1742	1903	2076	2250	2596	209
		Aluminum Feet	MPSQRL/AFT/NC	□□□□				□□	□□□	62.0#	1326	1491	1532	1584	1618	1686	1756	1854	2014	2186	2358	2701	209
concealed glides shown 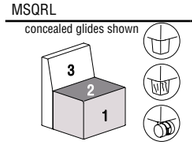 MSQRL	**Lounge Chair, 32" Low-Back - Contrast** • 1 = Base (Fabric Contrast 1) C.O.M. = 1.25 yd • 2 = Seat (Fabric Contrast 2) C.O.M. = .75 yd • 3 = Back (Fabric Contrast 3) C.O.M. = 1.75 yd • Ganging (specify kit separately) Overall Dimensions: • W=26" D=26" H=32" Seat Dimensions: • D=19" H=18" • Price is based off of highest grade base or back fabric. Exclude seat fabric when selecting highest grade contrasting fabric.	Concealed Glide	MPSQRL/CGL/FC	□□□□	□□□□	□□□□			□□□	62.0#	$ 1231	$ 1411	$ 1459	$ 1515	$ 1554	$ 1628	$ 1703	$ 1810	$ 1988	$ 2177	$ 2366	$ 2744	$ 209
		Poly Feet	MPSQRL/PFT/FC	□□□□	□□□□	□□□□			□□□	62.0#	1231	1411	1459	1515	1554	1628	1703	1810	1988	2177	2366	2744	209
		Wood Feet	MPSQRL/WFT/FC	□□□□	□□□□	□□□□	□□□		□□□	62.0#	1362	1542	1589	1645	1684	1758	1834	1941	2118	2307	2498	2874	209
		Casters	MPSQRL/CST/FC	□□□□	□□□□	□□□□			□□□	62.0#	1231	1411	1459	1515	1554	1628	1703	1810	1988	2177	2366	2744	209
		Aluminum Feet	MPSQRL/AFT/FC	□□□□	□□□□	□□□□		□□	□□□	62.0#	1326	1502	1547	1602	1639	1712	1786	1890	2062	2247	2432	2798	209

HOW TO ORDER

Indicate the following information on order form:
1. Quantity of each item.
2. Model number, including options. See "How To Build a Model Number".
3. Any special service required.

Note: • The □ indicates that a choice is required.
- The absence of the □ indicates that no choice is required.
- Alpha-numeric characters in place of □ indicate that no other alternatives are available.

HOW TO BUILD A MODEL NUMBER

Ⓐ Select basic model.

Ⓑ Select non-contrast or fabric contrast 1.
Refer to **ki.com/fabrics**

Ⓒ Select fabric contrast 2.
Refer to **ki.com/fabrics**

Ⓓ Select fabric contrast 3.
Refer to **ki.com/fabrics**

Ⓔ Select wood feet finish.
Refer to the **Product Color Options** page in this price list.

Ⓕ Select brushed aluminum feet finish.
Refer to the **Product Color Options** page in this price list.

Ⓖ Select moisture barrier.

MB	- Moisture barrier
NMB	- No moisture barrier

See pricing column for moisture barrier upcharge.

Compliance to TB133 Fire Safety Code
For California Technical Bulletin 133 compliant models, a Product Modification Request is required. Contact Customer Service for details.

Model
MPSQRL $276

SPECIAL SERVICES

Special Carton Marking

With specially marked information	N/C

Shipping
Ships **assembled, FOB High Point, NC 27263, freight prepaid.** Freight class 250.

Specifications and prices are subject to change without prior notice.

MyPlace™
32" Low-Back Lounge Seating

MyPlace™
32" Low-Back Lounge Seating

	MODEL	Features	MODEL NUMBER: Basic Model	Non-Contrast or Fabric Contrast 1	Fabric Contrast 2	Fabric Contrast 3	Wood Feet Finish	Alum-inum Feet Finish	Moisture Barrier	Approx. Packaged Weight	Grade C.O.M.	Grade C	Grade D	Grade E & C.O.L.	Grade F	Grade G	Grade H	Grade I	Grade J	Grade K	Grade L Leather	Grade M Leather	Moisture Barrier add to list price
concealed glides shown 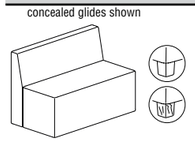 MRB	**Rectangle with 32" Low-Back- Non-contrast** • Non-contrast C.O.M = 4.75 yds • Ganging (specify kit separately) Overall Dimensions: • W=48" D=26" H=32" Seat Dimensions: • W=48" D=19" H=18" • Casters unavailable as standard.	Concealed Glide	MPRB/CGL/NC	□□□□					□□□	91.0#	$ 1552	$ 1774	$ 1832	$ 1901	$ 1949	$ 2041	$ 2136	$ 2251	$ 2485	$ 2718	$ 2951	$ 3418	$ 283
		Poly Feet	MPRB/PFT/NC	□□□□					□□□	91.0#	1552	1774	1832	1901	1949	2041	2136	2251	2485	2718	2951	3418	283
		Wood Feet	MPRB/WFT/NC	□□□□			□□□		□□□	91.0#	1679	1900	1959	2029	2076	2168	2262	2379	2612	2846	3078	3545	283
		Aluminum Feet	MPRB/AFT/NC	□□□□				□□	□□□	91.0#	1679	1900	1959	2029	2076	2168	2262	2379	2612	2846	3078	3545	283
concealed glides shown 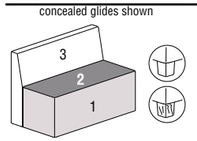 MRB	**Rectangle with 32" Low-Back- Contrast** • 1 = Base (Fabric Contrast 1) C.O.M. = 2 yd • 2 = Seat (Fabric Contrast 2) C.O.M. = .75 yd • 3 = Back (Fabric Contrast 3) C.O.M. = 2.75 yd • Ganging (specify kit separately) Overall Dimensions: • W=48" D=26" H=32" Seat Dimensions: • W=48" D=19" H=18" • Casters unavailable as standard. • Price is based off of highest grade base or back fabric. Exclude seat fabric when selecting highest grade contrasting fabric. .	Concealed Glide	MPRB/CGL/FC	□□□□	□□□□	□□□□			□□□	91.0#	$ 1616	$ 1837	$ 1896	$ 1965	$ 2044	$ 2137	$ 2231	$ 2347	$ 2612	$ 2846	$ 3205	$ 3672	$ 283
		Poly Feet	MPRB/PFT/FC	□□□□	□□□□	□□□□			□□□	91.0#	1616	1837	1896	1965	2044	2137	2231	2347	2612	2846	3205	3672	283
		Wood Feet	MPRB/WFT/FC	□□□□	□□□□	□□□□	□□□		□□□	91.0#	1744	1964	2022	2092	2170	2263	2358	2473	2739	2973	3332	3800	283
		Aluminum Feet	MPRB/AFT/FC	□□□□	□□□□	□□□□		□□	□□□	91.0#	1744	1964	2022	2092	2170	2263	2358	2473	2739	2973	3332	3800	283
			Ⓐ	Ⓑ	Ⓒ	Ⓓ	Ⓔ	Ⓕ	Ⓖ														

HOW TO ORDER

Indicate the following information on order form:
1. Quantity of each item.
2. Model number, including options. See "How To Build a Model Number".
3. Any special service required.

Note: • The □ indicates that a choice is required.
• The absence of the □ indicates that no choice is required.
• Alpha-numeric characters in place of □ indicate that no other alternatives are available.

HOW TO BUILD A MODEL NUMBER

Ⓐ Select basic model.

Ⓑ Select non-contrast or fabric contrast 1.
Refer to **ki.com/fabrics**

Ⓒ Select fabric contrast 2.
Refer to **ki.com/fabrics**

Ⓓ Select fabric contrast 3.
Refer to **ki.com/fabrics**

Ⓔ Select wood feet finish.
Refer to the **Product Color Options** page in this price list.

Ⓕ Select brushed aluminum feet finish.
Refer to the **Product Color Options** page in this price list.

Ⓖ Select moisture barrier.

MB	- Moisture barrier
NMB	- No moisture barrier

See pricing column for moisture barrier upcharge.

Compliance to TB133 Fire Safety Code

For California Technical Bulletin 133 compliant models, a Product Modification Request is required. Contact Customer Service for details.

Model
MPRB $345

SPECIAL SERVICES

Special Carton Marking

With specially marked information N/C

Shipping

Ships **assembled, FOB High Point, NC 27263, freight prepaid.** Freight class 250.

Specifications and prices are subject to change without prior notice.

MyPlace™
32" Low-Back Lounge Seating

MyPlace™
32" Low-Back Lounge Seating

concealed glides shown

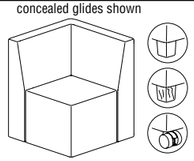

MCRN

Corner LEFT with 32" Low-Back - Non-contrast

- Non-contrast C.O.M = 4.25 yds
- Ganging (specify kit separately)

Overall Dimensions:
- W=26" D=26" H=32"

Seat Dimensions:
- W=19" D=19" H=18"

concealed glides shown

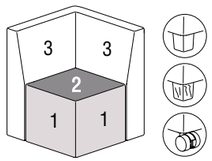

MCRN

Corner LEFT with 32" Low-Back - Contrast

- 1 = Base (Fabric Contrast 1) C.O.M. = 1.5 yd
- 2 = Seat (Fabric Contrast 2) C.O.M. = .75 yd
- 3 = Back (Fabric Contrast 3) C.O.M. = 2.5 yd
- Ganging (specify kit separately)
- Price is based off of highest grade base or back fabric. Exclude seat fabric when selecting highest grade contrasting fabric.

.

	MODEL NUMBER																						
Features	Basic Model	Non-Contrast or Fabric Contrast 1	Fabric Contrast 2	Fabric Contrast 3	Wood Feet Finish	Alum-inum Feet Finish	Moisture Barrier	Approx. Packaged Weight	Grade C.O.M.	Grade C	Grade D	Grade E & C.O.L.	Grade F	Grade G	Grade H	Grade I	Grade J	Grade K	Grade L Leather	Grade M Leather	Moisture Barrier add to list price
Concealed Glide	MPCRN/LF/CGL/NC	□□□□					□□□	50.0#	$ 1505	$ 1704	$ 1756	$ 1818	$ 1859	$ 1945	$ 2027	$ 2132	$ 2340	$ 2549	$ 2757	$ 3175	$ 246
Poly Feet	MPCRN/LF/PFT/NC	□□□□					□□□	50.0#	1505	1704	1756	1818	1859	1945	2027	2132	2340	2549	2757	3175	246
Wood Feet	MPCRN/LF/WFT/NC	□□□□			□□□		□□□	50.0#	1632	1830	1883	1946	1987	2071	2153	2259	2468	2675	2885	3302	246
Casters	MPCRN/LF/CST/NC	□□□□					□□□	50.0#	1505	1704	1756	1818	1859	1945	2027	2132	2340	2549	2757	3175	246
Aluminum Feet	MPCRN/LF/AFT/NC	□□□□				□□	□□□	50.0#	1632	1830	1883	1946	1987	2071	2153	2259	2468	2675	2885	3302	246
Concealed Glide	MPCRN/LF/CGL/FC	□□□□	□□□□	□□□□			□□□	50.0#	$ 1570	$ 1767	$ 1819	$ 1881	$ 1955	$ 2039	$ 2122	$ 2228	$ 2468	$ 2675	$ 3011	$ 3429	$ 246
Poly Feet	MPCRN/LF/PFT/FC	□□□□	□□□□	□□□□			□□□	50.0#	1570	1767	1819	1881	1955	2039	2122	2228	2468	2675	3011	3429	246
Wood Feet	MPCRN/LF/WFT/FC	□□□□	□□□□	□□□□	□□□		□□□	50.0#	1696	1895	1947	2008	2082	2166	2249	2354	2594	2802	3138	3556	246
Casters	MPCRN/LF/CST/FC	□□□□	□□□□	□□□□			□□□	50.0#	1570	1767	1819	1881	1955	2039	2122	2228	2468	2675	3011	3429	246
Aluminum Feet	MPCRN/LF/AFT/FC	□□□□	□□□□	□□□□		□□	□□□	50.0#	1696	1895	1947	2008	2082	2166	2249	2354	2594	2802	3138	3556	246
		Ⓐ	Ⓑ	Ⓒ	Ⓓ	Ⓔ	Ⓕ	Ⓖ													

HOW TO ORDER

Indicate the following information on order form:
1. Quantity of each item.
2. Model number, including options. See "How To Build a Model Number".
3. Any special service required.

Note: • The □ indicates that a choice is required.
- The absence of the □ indicates that no choice is required.
- Alpha-numeric characters in place of □ indicate that no other alternatives are available.

HOW TO BUILD A MODEL NUMBER

Ⓐ Select basic model.

Ⓑ Select non-contrast or fabric contrast 1.
Refer to **ki.com/fabrics**

Ⓒ Select fabric contrast 2.
Refer to **ki.com/fabrics**

Ⓓ Select fabric contrast 3.
Refer to **ki.com/fabrics**

Ⓔ Select wood feet finish.
Refer to the **Product Color Options** page in this price list.

Ⓕ Select brushed aluminum feet finish.
Refer to the **Product Color Options** page in this price list.

Ⓖ Select moisture barrier.

MB	- Moisture barrier
NMB	- No moisture barrier

See pricing column for moisture barrier upcharge.

Compliance to TB133 Fire Safety Code
For California Technical Bulletin 133 compliant models, a Product Modification Request is required. Contact Customer Service for details.

Model	
MPCRN	$325

SPECIAL SERVICES

Special Carton Marking

With specially marked information	N/C

Shipping
Ships **assembled, FOB High Point, NC 27263, freight prepaid.** Freight class 250.

Specifications and prices are subject to change without prior notice.

MyPlace™
32" Low-Back Lounge Seating

MyPlace™
32" Low-Back Lounge Seating

	Features	MODEL NUMBER Basic Model	Non-Contrast or Fabric Contrast 1 Ⓑ	Fabric Contrast 2 Ⓒ	Fabric Contrast 3 Ⓓ	Wood Feet Finish Ⓔ	Alum-inum Feet Finish Ⓕ	Moisture Barrier Ⓖ	Approx. Packaged Weight	Grade C.O.M.	Grade C	Grade D	Grade E & C.O.L.	Grade F	Grade G	Grade H	Grade I	Grade J	Grade K	Grade L Leather	Grade M Leather	Moisture Barrier add to list price
concealed glides shown 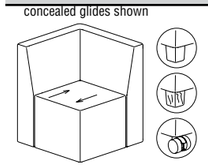 MCRN	Concealed Glide	MPCRN/RF/CGL/NC	□□□□					□□□	50.0#	$ 1505	$ 1704	$ 1756	$ 1818	$ 1859	$ 1945	$ 2027	$ 2132	$ 2340	$ 2549	$ 2757	$ 3175	$ 246
	Poly Feet	MPCRN/RF/PFT/NC	□□□□					□□□	50.0#	1505	1704	1756	1818	1859	1945	2027	2132	2340	2549	2757	3175	246
	Wood Feet	MPCRN/RF/WFT/NC	□□□□			□□□		□□□	50.0#	1632	1830	1883	1946	1987	2071	2153	2259	2468	2675	2885	3302	246
	Casters	MPCRN/RF/CST/NC	□□□□					□□□	50.0#	1505	1704	1756	1818	1859	1945	2027	2132	2340	2549	2757	3175	246
	Aluminum Feet	MPCRN/RF/AFT/NC	□□□□				□□	□□□	50.0#	1632	1830	1883	1946	1987	2071	2153	2259	2468	2675	2885	3302	246
concealed glides shown MCRN	Concealed Glide	MPCRN/RF/CGL/FC	□□□□	□□□□	□□□□			□□□	50.0#	$ 1570	$ 1767	$ 1819	$ 1881	$ 1955	$ 2039	$ 2122	$ 2228	$ 2468	$ 2675	$ 3011	$ 3429	$ 246
	Poly Feet	MPCRN/RF/PFT/FC	□□□□	□□□□	□□□□			□□□	50.0#	1570	1767	1819	1881	1955	2039	2122	2228	2468	2675	3011	3429	246
	Wood Feet	MPCRN/RF/WFT/FC	□□□□	□□□□	□□□□	□□□		□□□	50.0#	1696	1895	1947	2008	2082	2166	2249	2354	2594	2802	3138	3556	246
	Casters	MPCRN/RF/CST/FC	□□□□	□□□□	□□□□			□□□	50.0#	1570	1767	1819	1881	1955	2039	2122	2228	2468	2675	3011	3429	246
	Aluminum Feet	MPCRN/RF/AFT/FC	□□□□	□□□□	□□□□		□□	□□□	50.0#	1696	1895	1947	2008	2082	2166	2249	2354	2594	2802	3138	3556	246

Corner RIGHT with 32" Low-Back - Non-contrast

- Non-contrast C.O.M = 4.25 yds
- Ganging (specify kit separately)

Overall Dimensions:
- W=26" D=26" H=32"

Seat Dimensions:
- W=19" D=19" H=18"

Corner RIGHT with 32" Low-Back - Contrast

- 1 = Base (Fabric Contrast 1) C.O.M. = 1.5 yd
- 2 = Seat (Fabric Contrast 2) C.O.M. = .75 yd
- 3 = Back (Fabric Contrast 3) C.O.M. = 2.5 yd
- Ganging (specify kit separately)
- Price is based off of highest grade base or back fabric. Exclude seat fabric when selecting highest grade contrasting fabric.

Ⓐ Ⓑ Ⓒ Ⓓ Ⓔ Ⓕ Ⓖ

HOW TO ORDER

Indicate the following information on order form:
1. Quantity of each item.
2. Model number, including options. See "How To Build a Model Number".
3. Any special service required.

Note: • The □ indicates that a choice is required.
- The absence of the □ indicates that no choice is required.
- Alpha-numeric characters in place of □ indicate that no other alternatives are available.

HOW TO BUILD A MODEL NUMBER

Ⓐ Select basic model.

Ⓑ Select non-contrast or fabric contrast 1.
Refer to **ki.com/fabrics**

Ⓒ Select fabric contrast 2.
Refer to **ki.com/fabrics**

Ⓓ Select fabric contrast 3.
Refer to **ki.com/fabrics**

Ⓔ Select wood feet finish.
Refer to the **Product Color Options** page in this price list.

Ⓕ Select brushed aluminum feet finish.
Refer to the **Product Color Options** page in this price list.

Ⓖ Select moisture barrier.

MB	- Moisture barrier
NMB	- No moisture barrier

See pricing column for moisture barrier upcharge.

Compliance to TB133 Fire Safety Code

For California Technical Bulletin 133 compliant models, a Product Modification Request is required. Contact Customer Service for details.

Model	
MPCRN	$325

SPECIAL SERVICES

Special Carton Marking

With specially marked information N/C

Shipping

Ships **assembled, FOB High Point, NC 27263, freight prepaid.** Freight class 250.

Specifications and prices are subject to change without prior notice.

MyPlace™
32" Low-Back Lounge Seating

MyPlace™
32" Low-Back Lounge Seating

	MODEL	Features	MODEL NUMBER: Basic Model	Non-Contrast or Fabric Contrast 1	Fabric Contrast 2	Fabric Contrast 3	Wood Feet Finish	Alum-inum Feet Finish	Moisture Barrier	Approx. Packaged Weight	Grade C.O.M.	Grade C	Grade D	Grade E & C.O.L.	Grade F	Grade G	Grade H	Grade I	Grade J	Grade K	Grade L Leather	Grade M Leather	Moisture Barrier add to list price
concealed glides shown 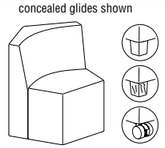 M5S	**Five Star with 32" Low- Back - Non-contrast** • Non-contrast C.O.M = 3.75 yds • Ganging (specify kit separately). Five Star models can only gang to other Five Star models Overall Dimensions: • W=31-1/4" D=20" H=32" Seat Dimensions: • W=19" D=17" H=18"	Concealed Glide	MP5S/CGL/NC	□□□□					□□□	67.0#	$ 1475	$ 1649	$ 1696	$ 1750	$ 1787	$ 1860	$ 1935	$ 2028	$ 2210	$ 2394	$ 2580	$ 2947	$ 236
		Poly Feet	MP5S/PFT/NC	□□□□					□□□	67.0#	1475	1649	1696	1750	1787	1860	1935	2028	2210	2394	2580	2947	236
		Wood Feet	MP5S/WFT/NC	□□□□			□□□		□□□	67.0#	1602	1776	1824	1878	1914	1988	2061	2155	2338	2522	2706	3075	236
		Casters	MP5S/CST/NC	□□□□					□□□	67.0#	1475	1649	1696	1750	1787	1860	1935	2028	2210	2394	2580	2947	236
		Aluminum Feet	MP5S/AFT/NC	□□□□				□□	□□□	67.0#	1602	1776	1824	1878	1914	1988	2061	2155	2338	2522	2706	3075	236
concealed glides shown 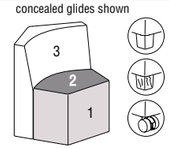 M5S	**Five Star with 32" Low-Back- Contrast** • 1 = Base (Fabric Contrast 1) C.O.M. = 1.5 yd • 2 = Seat (Fabric Contrast 2) C.O.M. = .75 yd • 3 = Back (Fabric Contrast 3) C.O.M. = 2 yd • Ganging (specify kit separately). Five Star models can only gang to other Five Star models • Price is based off of highest grade base or back fabric. Exclude seat fabric when selecting highest grade contrasting fabric.	Concealed Glide	MP5S/CGL/FC	□□□□	□□□□	□□□□			□□□	67.0#	$ 1538	$ 1712	$ 1759	$ 1814	$ 1883	$ 1957	$ 2030	$ 2123	$ 2338	$ 2522	$ 2834	$ 3201	$ 236
		Poly Feet	MP5S/PFT/FC	□□□□	□□□□	□□□□			□□□	67.0#	1538	1712	1759	1814	1883	1957	2030	2123	2338	2522	2834	3201	236
		Wood Feet	MP5S/WFT/FC	□□□□	□□□□	□□□□	□□□		□□□	67.0#	1666	1839	1886	1940	2009	2083	2157	2250	2464	2648	2960	3329	236
		Casters	MP5S/CST/FC	□□□□	□□□□	□□□□			□□□	67.0#	1538	1712	1759	1814	1883	1957	2030	2123	2338	2522	2834	3201	236
		Aluminum Feet	MP5S/AFT/FC	□□□□	□□□□	□□□□		□□	□□□	67.0#	1666	1839	1886	1940	2009	2083	2157	2250	2464	2648	2960	3329	236
				Ⓐ	Ⓑ	Ⓒ	Ⓓ	Ⓔ	Ⓕ	Ⓖ													

HOW TO ORDER

Indicate the following information on order form:
1. Quantity of each item.
2. Model number, including options. See "How To Build a Model Number".
3. Any special service required.

Note: • The □ indicates that a choice is required.
- The absence of the □ indicates that no choice is required.
- Alpha-numeric characters in place of □ indicate that no other alternatives are available.

HOW TO BUILD A MODEL NUMBER

Ⓐ Select basic model.

Ⓑ Select non-contrast or fabric contrast 1.
Refer to **ki.com/fabrics**

Ⓒ Select fabric contrast 2.
Refer to **ki.com/fabrics**

Ⓓ Select fabric contrast 3.
Refer to **ki.com/fabrics**

Ⓔ Select wood feet finish.
Refer to the **Product Color Options** page in this price list.

Ⓕ Select brushed aluminum feet finish.
Refer to the **Product Color Options** page in this price list.

Ⓖ Select moisture barrier.

MB	- Moisture barrier
NMB	- No moisture barrier

See pricing column for moisture barrier upcharge.

Compliance to TB133 Fire Safety Code
For California Technical Bulletin 133 compliant models, a Product Modification Request is required. Contact Customer Service for details.

Model
MP5S $307

SPECIAL SERVICES

Special Carton Marking

With specially marked information N/C

Shipping
Ships **assembled, FOB High Point, NC 27263, freight prepaid.** Freight class 250.

Specifications and prices are subject to change without prior notice.

MyPlace™
32" Low-Back Lounge Seating

MyPlace™
32" Low-Back Lounge Seating

	MODEL	Features	MODEL NUMBER: Basic Model	Non-Contrast or Fabric Contrast 1	Fabric Contrast 2	Fabric Contrast 3	Wood Feet Finish	Alum-inum Feet Finish	Moisture Barrier	Approx. Packaged Weight	Grade C.O.M.	Grade C	Grade D	Grade E & C.O.L.	Grade F	Grade G	Grade H	Grade I	Grade J	Grade K	Grade L Leather	Grade M Leather	Moisture Barrier add to list price
concealed glides shown 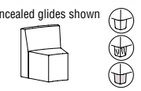 MCI30 MC30	**Inside Back, 30° Curve, 32" Low-Back - Non-contrast** • Non-contrast C.O.M = 2.75 yds • Ganging (specify kit separately) Overall Dimensions: • W=28" D=26" H=32" Seat Dimensions: • D=19" H=18"	Concealed Glide	MPCI30/CGL/NC	□□□□					□□□	64.0#	$ 1188	$ 1317	$ 1353	$ 1393	$ 1420	$ 1475	$ 1530	$ 1606	$ 1734	$ 1870	$ 2006	$ 2278	$ 203
		Poly Feet	MPCI30/PFT/NC	□□□□					□□□	61.0#	1188	1317	1353	1393	1420	1475	1530	1606	1734	1870	2006	2278	203
		Wood Feet	MPCI30/WFT/NC	□□□□			□□□		□□□	61.0#	1316	1446	1481	1521	1548	1603	1658	1735	1861	1998	2134	2406	203
		Casters	MPCI30/CST/NC	□□□□					□□□	61.0#	1188	1317	1353	1393	1420	1475	1530	1606	1734	1870	2006	2278	203
		Aluminum Feet	MPCI30/AFT/NC	□□□□				□□	□□□	51.5#	1304	1433	1467	1507	1534	1588	1643	1719	1845	1980	2115	2384	203
concealed glides shown 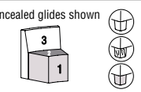 MCI30	**Inside Back, 30° Curve, 32" Low-Back - Contrast** • 1 = Base (Fabric Contrast 1) C.O.M. = 1.25 yd • 2 = Seat (Fabric Contrast 2) C.O.M. = .75 yd • 3 = Back (Fabric Contrast 3) C.O.M. = 2 yd • Ganging (specify kit separately) Overall Dimensions: • W=28" D=26" H=32" Seat Dimensions: • D=19" H=18" • Price is based off of highest grade base or back fabric. Exclude seat fabric when selecting highest grade contrasting fabric.	Concealed Glide	MPCI30/CGL/FC	□□□□	□□□□	□□□□			□□□	64.0#	$ 1210	$ 1402	$ 1452	$ 1513	$ 1554	$ 1634	$ 1715	$ 1827	$ 2017	$ 2218	$ 2420	$ 2823	$ 203
		Poly Feet	MPCI30/PFT/FC	□□□□	□□□□	□□□□			□□□	61.0#	1210	1402	1452	1513	1554	1634	1715	1827	2017	2218	2420	2823	203
		Wood Feet	MPCI30/WFT/FC	□□□□	□□□□	□□□□	□□□		□□□	61.0#	1340	1532	1583	1643	1684	1765	1846	1959	2148	2348	2551	2954	203
		Casters	MPCI30/CST/FC	□□□□	□□□□	□□□□			□□□	61.0#	1210	1402	1452	1513	1554	1634	1715	1827	2017	2218	2420	2823	203
		Aluminum Feet	MPCI30/AFT/FC	□□□□	□□□□	□□□□		□□	□□□	64.0#	1304	1492	1542	1600	1639	1718	1797	1907	2091	2287	2484	2876	203
				Ⓑ	Ⓒ	Ⓓ	Ⓔ	Ⓕ	Ⓖ														

HOW TO ORDER

Indicate the following information on order form:
1. Quantity of each item.
2. Model number, including options. See "How To Build a Model Number".
3. Any special service required.

Note: • The □ indicates that a choice is required.
- The absence of the □ indicates that no choice is required.
- Alpha-numeric characters in place of □ indicate that no other alternatives are available.

HOW TO BUILD A MODEL NUMBER

Ⓐ Select basic model.

Ⓑ Select non-contrast or fabric contrast 1.
Refer to **ki.com/fabrics**

Ⓒ Select fabric contrast 2.
Refer to **ki.com/fabrics**

Ⓓ Select fabric contrast 3.
Refer to **ki.com/fabrics**

Ⓔ Select wood feet finish.
Refer to the **Product Color Options** page in this price list.

Ⓕ Select brushed aluminum feet finish.
Refer to the **Product Color Options** page in this price list.

Ⓖ Select moisture barrier.

MB	- Moisture barrier
NMB	- No moisture barrier

See pricing column for moisture barrier upcharge.

Compliance to TB133 Fire Safety Code
For California Technical Bulletin 133 compliant models, a Product Modification Request is required. Contact Customer Service for details.

Model	
MPCI30	$258
MPCO30	$258
MPCI45	$302
MPCO45	$292
MPCI60	$334
MPCO60	$310
MPICB	$471
MPOCB	$415

SPECIAL SERVICES

Special Carton Marking

With specially marked information	N/C

Shipping
Ships **assembled, FOB High Point, NC 27263, freight prepaid.** Freight class 250.

Specifications and prices are subject to change without prior notice.

MyPlace™
32" Low-Back Lounge Seating

MyPlace™
32" Low-Back Lounge Seating

	MODEL	Features	MODEL NUMBER: Basic Model	Non-Contrast or Fabric Contrast 1	Fabric Contrast 2	Fabric Contrast 3	Wood Feet Finish	Alum-inum Feet Finish	Moisture Barrier	Approx. Packaged Weight	Grade C.O.M.	Grade C	Grade D	Grade E & C.O.L.	Grade F	Grade G	Grade H	Grade I	Grade J	Grade K	Grade L Leather	Grade M Leather	Moisture Barrier add to list price
concealed glides shown  MCO30	**Outside Back, 30° Curve, 32" Low-Back - Non-contrast** • Non-contrast C.O.M = 2.50 yds • Ganging (specify kit separately) Overall Dimensions: • W=28" D=26" H=32" Seat Dimensions: • D=19" H=18"	Concealed Glide	MPCO30/CGL/NC	□□□□					□□□	58.0#	$ 1110	$ 1229	$ 1259	$ 1297	$ 1320	$ 1370	$ 1420	$ 1490	$ 1605	$ 1728	$ 1854	$ 2101	$ 197
		Poly Feet	MPCO30/PFT/NC	□□□□					□□□	56.0#	1110	1229	1259	1297	1320	1370	1420	1490	1605	1728	1854	2101	197
		Wood Feet	MPCO30/WFT/NC	□□□□			□□□		□□□	56.0#	1238	1356	1387	1425	1449	1497	1547	1617	1734	1857	1981	2229	197
		Casters	MPCO30/CST/NC	□□□□					□□□	56.0#	1110	1229	1259	1297	1320	1370	1420	1490	1605	1728	1854	2101	197
		Aluminum Feet	MPCO30/AFT/NC	□□□□				□□	□□□	58.0#	1227	1344	1374	1412	1436	1484	1533	1603	1718	1840	1964	2209	197
concealed glides shown  MCO30	**Outside Back, 30° Curve, 32" Low-Back - Contrast** • 1 = Base (Fabric Contrast 1) C.O.M. = 1.25 yd • 2 = Seat (Fabric Contrast 2) C.O.M. = .75 yd • 3 = Back (Fabric Contrast 3) C.O.M. = 1.25 yd • Ganging (specify kit separately) Overall Dimensions: • W=28" D=26" H=32" Seat Dimensions: • D=19" H=18" • Price is based off of highest grade base or back fabric. Exclude seat fabric when selecting highest grade contrasting fabric.	Concealed Glide	MPCO30/CGL/FC	□□□□	□□□□	□□□□			□□□	58.0#	$ 1130	$ 1285	$ 1327	$ 1376	$ 1408	$ 1475	$ 1540	$ 1632	$ 1784	$ 1949	$ 2114	$ 2442	$ 197
		Poly Feet	MPCO30/PFT/FC	□□□□	□□□□	□□□□			□□□	56.0#	1130	1285	1327	1376	1408	1475	1540	1632	1784	1949	2114	2442	197
		Wood Feet	MPCO30/WFT/FC	□□□□	□□□□	□□□□	□□□		□□□	56.0#	1260	1416	1458	1506	1538	1605	1670	1764	1915	2081	2245	2572	197
		Casters	MPCO30/CST/FC	□□□□	□□□□	□□□□			□□□	56.0#	1130	1285	1327	1376	1408	1475	1540	1632	1784	1949	2114	2442	197
		Aluminum Feet	MPCO30/AFT/FC	□□□□	□□□□	□□□□		□□	□□□	58.0#	1227	1379	1420	1466	1497	1563	1626	1717	1865	2026	2186	2504	197
				Ⓑ	Ⓒ	Ⓓ	Ⓔ	Ⓕ	Ⓖ														

HOW TO ORDER

Indicate the following information on order form:
1. Quantity of each item.
2. Model number, including options. See "How To Build a Model Number".
3. Any special service required.

Note: • The □ indicates that a choice is required.
- The absence of the □ indicates that no choice is required.
- Alpha-numeric characters in place of □ indicate that no other alternatives are available.

HOW TO BUILD A MODEL NUMBER

Ⓐ Select basic model.

Ⓑ Select non-contrast or fabric contrast 1.
Refer to **ki.com/fabrics**

Ⓒ Select fabric contrast 2.
Refer to **ki.com/fabrics**

Ⓓ Select fabric contrast 3.
Refer to **ki.com/fabrics**

Ⓔ Select wood feet finish.
Refer to the **Product Color Options** page in this price list.

Ⓕ Select brushed aluminum feet finish.
Refer to the **Product Color Options** page in this price list.

Ⓖ Select moisture barrier.

MB	- Moisture barrier
NMB	- No moisture barrier

See pricing column for moisture barrier upcharge.

Compliance to TB133 Fire Safety Code
For California Technical Bulletin 133 compliant models, a Product Modification Request is required. Contact Customer Service for details.

Model	
MPCI30	$258
MPCO30	$258
MPCI45	$302
MPCO45	$292
MPCI60	$334
MPCO60	$310
MPICB	$471
MPOCB	$415

SPECIAL SERVICES

Special Carton Marking

With specially marked information	N/C

Shipping
Ships **assembled, FOB High Point, NC 27263, freight prepaid.** Freight class 250.

Specifications and prices are subject to change without prior notice.

MyPlace™
32" Low-Back Lounge Seating

MyPlace™
32" Low-Back Lounge Seating

	MODEL	Features	MODEL NUMBER: Basic Model	Non-Contrast or Fabric Contrast 1	Fabric Contrast 2	Fabric Contrast 3	Wood Feet Finish	Alum-inum Feet Finish	Moisture Barrier	Approx. Packaged Weight	Grade C.O.M.	Grade C	Grade D	Grade E & C.O.L.	Grade F	Grade G	Grade H	Grade I	Grade J	Grade K	Grade L Leather	Grade M Leather	Moisture Barrier add to list price
concealed glides shown MCI45	**Inside Back, 45° Curve, 32" Low-Back - Non-contrast** • Non-contrast C.O.M = 3.75 yds • Ganging (specify kit separately) Overall Dimensions: • W=41.5" D=26" H=32" Seat Dimensions: • D=19" H=18"	Concealed Glide	MPCI45/CGL/NC	□□□□					□□□	84.0#	$ 1646	$ 1822	$ 1870	$ 1925	$ 1963	$ 2036	$ 2111	$ 2215	$ 2389	$ 2575	$ 2762	$ 3133	$ 220
		Poly Feet	MPCI45/PFT/NC	□□□□					□□□	82.0#	1646	1822	1870	1925	1963	2036	2111	2215	2389	2575	2762	3133	220
		Wood Feet	MPCI45/WFT/NC	□□□□			□□□		□□□	82.0#	1775	1952	1998	2053	2091	2165	2239	2344	2519	2705	2891	3260	220
		Casters	MPCI45/CST/NC	□□□□					□□□	82.0#	1646	1822	1870	1925	1963	2036	2111	2215	2389	2575	2762	3133	220
		Aluminum Feet	MPCI45/AFT/NC	□□□□				□□	□□□	82.0#	1759	1935	1980	2035	2072	2146	2219	2323	2496	2681	2865	3231	220
concealed glides shown MCI45	**Inside Back, 45° Curve, 32" Low-Back - Contrast** • 1 = Base (Fabric Contrast 1) C.O.M. = 1.75 yd • 2 = Seat (Fabric Contrast 2) C.O.M. = 1 yd • 3 = Back (Fabric Contrast 3) C.O.M. = 2 yd • Ganging (specify kit separately) Overall Dimensions: • W=41.5" D=26" H=32" Seat Dimensions: • D=19" H=18" • Price is based off of highest grade base or back fabric. Exclude seat fabric when selecting highest grade contrasting fabric.	Concealed Glide	MPCI45/CGL/FC	□□□□	□□□□	□□□□			□□□	84.0#	$ 1676	$ 1904	$ 1963	$ 2035	$ 2084	$ 2180	$ 2275	$ 2411	$ 2635	$ 2874	$ 3112	$ 3592	$ 220
		Poly Feet	MPCI45/PFT/FC	□□□□	□□□□	□□□□			□□□	82.0#	1676	1904	1963	2035	2084	2180	2275	2411	2635	2874	3112	3592	220
		Wood Feet	MPCI45/WFT/FC	□□□□	□□□□	□□□□	□□□		□□□	82.0#	1807	2034	2094	2166	2214	2311	2405	2541	2765	3005	3243	3724	220
		Casters	MPCI45/CST/FC	□□□□	□□□□	□□□□			□□□	82.0#	1676	1904	1963	2035	2084	2180	2275	2411	2635	2874	3112	3592	220
		Aluminum Feet	MPCI45/AFT/FC	□□□□	□□□□	□□□□		□□	□□□	82.0#	1759	1980	2039	2109	2156	2250	2342	2474	2692	2926	3158	3626	220
				Ⓐ	Ⓑ	Ⓒ	Ⓓ	Ⓔ	Ⓕ	Ⓖ													

HOW TO ORDER

Indicate the following information on order form:
1. Quantity of each item.
2. Model number, including options. See "How To Build a Model Number".
3. Any special service required.

Note: • The □ indicates that a choice is required.
- The absence of the □ indicates that no choice is required.
- Alpha-numeric characters in place of □ indicate that no other alternatives are available.

HOW TO BUILD A MODEL NUMBER

Ⓐ Select basic model.

Ⓑ Select non-contrast or fabric contrast 1.
Refer to **ki.com/fabrics**

Ⓒ Select fabric contrast 2.
Refer to **ki.com/fabrics**

Ⓓ Select fabric contrast 3.
Refer to **ki.com/fabrics**

Ⓔ Select wood feet finish.
Refer to the **Product Color Options** page in this price list.

Ⓕ Select brushed aluminum feet finish.
Refer to the **Product Color Options** page in this price list.

Ⓖ Select moisture barrier.

MB	- Moisture barrier
NMB	- No moisture barrier

See pricing column for moisture barrier upcharge.

Compliance to TB133 Fire Safety Code

For California Technical Bulletin 133 compliant models, a Product Modification Request is required. Contact Customer Service for details.

Model	
MPCI30	$258
MPCO30	$258
MPCI45	$302
MPCO45	$292
MPCI60	$334
MPCO60	$310
MPICB	$471
MPOCB	$415

SPECIAL SERVICES

Special Carton Marking

With specially marked information	N/C

Shipping

Ships **assembled, FOB High Point, NC 27263, freight prepaid.** Freight class 250.

Specifications and prices are subject to change without prior notice.

MyPlace™
32" Low-Back Lounge Seating

MyPlace™
32" Low-Back Lounge Seating

	MODEL	Features	MODEL NUMBER Basic Model	Non-Contrast or Fabric Contrast 1	Fabric Contrast 2	Fabric Contrast 3	Wood Feet Finish	Alum-inum Feet Finish	Moisture Barrier	Approx. Packaged Weight	Grade C.O.M.	Grade C	Grade D	Grade E & C.O.L.	Grade F	Grade G	Grade H	Grade I	Grade J	Grade K	Grade L Leather	Grade M Leather	Moisture Barrier add to list price
concealed glides shown 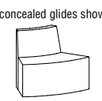 MC045 MC045	**Outside Back, 45° Curve, 32" Low-Back - Non-contrast** • Non-contrast C.O.M = 3.25 yds • Ganging (specify kit separately) Overall Dimensions: • W=41.5" D=26" H=32" Seat Dimensions: • D=19" H=18"	Concealed Glide	MPCO45/CGL/NC	□□□□					□□□	67.0#	$ 1537	$ 1691	$ 1732	$ 1779	$ 1812	$ 1875	$ 1940	$ 2032	$ 2182	$ 2342	$ 2504	$ 2825	$ 216
		Poly Feet	MPCO45/PFT/NC	□□□□					□□□	65.5#	1537	1691	1732	1779	1812	1875	1940	2032	2182	2342	2504	2825	216
		Wood Feet	MPCO45/WFT/NC	□□□□			□□□		□□□	65.5#	1665	1819	1859	1907	1940	2004	2068	2158	2309	2470	2632	2953	216
		Casters	MPCO45/CST/NC	□□□□					□□□	65.5#	1537	1691	1732	1779	1812	1875	1940	2032	2182	2342	2504	2825	216
		Aluminum Feet	MPCO45/AFT/NC	□□□□				□□	□□□	66.5#	1651	1803	1843	1890	1923	1986	2049	2139	2289	2448	2609	2927	216
concealed glides shown 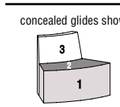 MC045 MC045	**Outside Back, 45° Curve, 32" Low-Back - Contrast** • 1 = Base (Fabric Contrast 1) C.O.M. = 1.75 yd • 2 = Seat (Fabric Contrast 2) C.O.M. = 1 yd • 3 = Back (Fabric Contrast 3) C.O.M. = 1.75 yd • Ganging (specify kit separately) Overall Dimensions: • W=41.5" D=26" H=32" Seat Dimensions: • D=19" H=18" • Price is based off of highest grade base or back fabric. Exclude seat fabric when selecting highest grade contrasting fabric.	Concealed Glide	MPCO45/CGL/FC	□□□□	□□□□	□□□□			□□□	67.0#	$ 1564	$ 1780	$ 1837	$ 1905	$ 1951	$ 2042	$ 2132	$ 2262	$ 2473	$ 2698	$ 2926	$ 3381	$ 216
		Poly Feet	MPCO45/PFT/FC	□□□□	□□□□	□□□□			□□□	65.5#	1564	1780	1837	1905	1951	2042	2132	2262	2473	2698	2926	3381	216
		Wood Feet	MPCO45/WFT/FC	□□□□	□□□□	□□□□	□□□		□□□	65.5#	1695	1910	1967	2035	2082	2171	2263	2392	2604	2829	3056	3511	216
		Casters	MPCO45/CST/FC	□□□□	□□□□	□□□□			□□□	53.5#	1564	1780	1837	1905	1951	2042	2132	2262	2473	2698	2926	3381	216
		Aluminum Feet	MPCO45/AFT/FC	□□□□	□□□□	□□□□		□□	□□□	66.5#	1651	1859	1915	1981	2027	2113	2203	2329	2535	2755	2976	3419	216
				Ⓐ	Ⓑ	Ⓒ	Ⓓ	Ⓔ	Ⓕ	Ⓖ													

HOW TO ORDER

Indicate the following information on order form:
1. Quantity of each item.
2. Model number, including options. See "How To Build a Model Number".
3. Any special service required.

Note: • The □ indicates that a choice is required.
- The absence of the □ indicates that no choice is required.
- Alpha-numeric characters in place of □ indicate that no other alternatives are available.

HOW TO BUILD A MODEL NUMBER

Ⓐ Select basic model.

Ⓑ Select non-contrast or fabric contrast 1.
Refer to **ki.com/fabrics**

Ⓒ Select fabric contrast 2.
Refer to **ki.com/fabrics**

Ⓓ Select fabric contrast 3.
Refer to **ki.com/fabrics**

Ⓔ Select wood feet finish.
Refer to the **Product Color Options** page in this price list.

Ⓕ Select brushed aluminum feet finish.
Refer to the **Product Color Options** page in this price list.

Ⓖ Select moisture barrier.

MB	- Moisture barrier
NMB	- No moisture barrier

See pricing column for moisture barrier upcharge.

Compliance to TB133 Fire Safety Code

For California Technical Bulletin 133 compliant models, a Product Modification Request is required. Contact Customer Service for details.

Model	
MPCI30	$258
MPCO30	$258
MPCI45	$302
MPCO45	$292
MPCI60	$334
MPCO60	$310
MPICB	$471
MPOCB	$415

SPECIAL SERVICES

Special Carton Marking

With specially marked information	N/C

Shipping

Ships **assembled, FOB High Point, NC 27263, freight prepaid.** Freight class 250.

Specifications and prices are subject to change without prior notice.

MyPlace™
32" Low-Back Lounge Seating

MyPlace™
32" Low-Back Lounge Seating

	MODEL	Features	MODEL NUMBER: Basic Model	Non-Contrast or Fabric Contrast 1	Fabric Contrast 2	Fabric Contrast 3	Wood Feet Finish	Aluminum Feet Finish	Moisture Barrier	Approx. Packaged Weight	Grade C.O.M.	Grade C	Grade D	Grade E & C.O.L.	Grade F	Grade G	Grade H	Grade I	Grade J	Grade K	Grade L Leather	Grade M Leather	Moisture Barrier add to list price
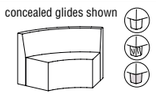 concealed glides shown	**Inside Back, 60° Curve, 32" Low-Back - Non-contrast** • Non-contrast C.O.M = 4.75 yds • Ganging (specify kit separately) Overall Dimensions: • W=54" D=26" H=32" Seat Dimensions: • D=19" H=18" • Casters unavailable as standard.	Concealed Glide	MPCI60/CGL/NC	□□□□					□□□	98.0#	$ 1887	$ 2111	$ 2171	$ 2240	$ 2287	$ 2382	$ 2476	$ 2608	$ 2829	$ 3064	$ 3300	$ 3770	$ 233
		Poly Feet	MPCI60/PFT/NC	□□□□					□□□	95.0#	1887	2111	2171	2240	2287	2382	2476	2608	2829	3064	3300	3770	233
		Wood Feet	MPCI60/WFT/NC	□□□□			□□□		□□□	95.0#	2016	2239	2298	2369	2415	2510	2604	2737	2957	3192	3428	3898	233
		Aluminum Feet	MPCI60/AFT/NC	□□□□				□□	□□□	95.0#	1998	2219	2278	2348	2393	2488	2581	2713	2930	3164	3398	3863	233
MCI60																							
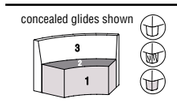 concealed glides shown	**Inside Back, 60° Curve, 32" Low-Back - Contrast** • 1 = Base (Fabric Contrast 1) C.O.M. = 1.75 yd • 2 = Seat (Fabric Contrast 2) C.O.M. = .75 yd • 3 = Back (Fabric Contrast 3) C.O.M. = 3.25 yd • Ganging (specify kit separately) Overall Dimensions: • W=54" D=26" H=32" Seat Dimensions: • D=19" H=18" • Casters unavailable as standard. • Price is based off of highest grade base or back fabric. Exclude seat fabric when selecting highest grade contrasting fabric.	Concealed Glide	MPCI60/CGL/FC	□□□□	□□□□	□□□□			□□□	98.0#	$ 1921	$ 2209	$ 2286	$ 2375	$ 2434	$ 2556	$ 2678	$ 2848	$ 3130	$ 3435	$ 3737	$ 4340	$ 233
		Poly Feet	MPCI60/PFT/FC	□□□□	□□□□	□□□□			□□□	95.0#	1921	2209	2286	2375	2434	2556	2678	2848	3130	3435	3737	4340	233
		Wood Feet	MPCI60/WFT/FC	□□□□	□□□□	□□□□	□□□		□□□	95.0#	2052	2339	2416	2505	2565	2687	2808	2979	3262	3565	3867	4471	233
		Aluminum Feet	MPCI60/AFT/FC	□□□□	□□□□	□□□□		□□	□□□	95.0#	1998	2278	2352	2439	2498	2616	2734	2900	3176	3471	3765	4353	233
MCI60																							
			Ⓐ	Ⓑ	Ⓒ	Ⓓ	Ⓔ	Ⓕ	Ⓖ														

HOW TO ORDER

Indicate the following information on order form:
1. Quantity of each item.
2. Model number, including options. See "How To Build a Model Number".
3. Any special service required.

Note: • The □ indicates that a choice is required.
- The absence of the □ indicates that no choice is required.
- Alpha-numeric characters in place of □ indicate that no other alternatives are available.

HOW TO BUILD A MODEL NUMBER

Ⓐ Select basic model.

Ⓑ Select non-contrast or fabric contrast 1.
Refer to **ki.com/fabrics**

Ⓒ Select fabric contrast 2.
Refer to **ki.com/fabrics**

Ⓓ Select fabric contrast 3.
Refer to **ki.com/fabrics**

Ⓔ Select wood feet finish.
Refer to the **Product Color Options** page in this price list.

Ⓕ Select brushed aluminum feet finish.
Refer to the **Product Color Options** page in this price list.

Ⓖ Select moisture barrier.

MB	- Moisture barrier
NMB	- No moisture barrier

See pricing column for moisture barrier upcharge.

Compliance to TB133 Fire Safety Code

For California Technical Bulletin 133 compliant models, a Product Modification Request is required. Contact Customer Service for details.

Model	
MPCI30	$258
MPCO30	$258
MPCI45	$302
MPCO45	$292
MPCI60	$334
MPCO60	$310
MPICB	$471
MPOCB	$415

SPECIAL SERVICES

Special Carton Marking

With specially marked information	N/C

Shipping

Ships **assembled, FOB High Point, NC 27263, freight prepaid.** Freight class 250.

Specifications and prices are subject to change without prior notice.

MyPlace™
32" Low-Back Lounge Seating

MyPlace™
32" Low-Back Lounge Seating

	MODEL	Features	MODEL NUMBER: Basic Model	Non-Contrast or Fabric Contrast 1	Fabric Contrast 2	Fabric Contrast 3	Wood Feet Finish	Alum-inum Feet Finish	Moisture Barrier	Approx. Packaged Weight	Grade C.O.M.	Grade C	Grade D	Grade E & C.O.L.	Grade F	Grade G	Grade H	Grade I	Grade J	Grade K	Grade L Leather	Grade M Leather	Moisture Barrier add to list price
concealed glides shown 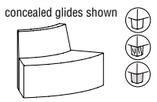 MCO60	**Outside Back, 60° Curve, 32" Low-Back - Non-contrast** • Non-contrast C.O.M = 5 yds • Ganging (specify kit separately) Overall Dimensions: • W=54" D=26" H=32" Seat Dimensions: • D=19" H=18" • Casters unavailable as standard.	Concealed Glide	MPCO60/CGL/NC	□□□□					□□□	92.0#	$ 1764	$ 1952	$ 2001	$ 2061	$ 2101	$ 2181	$ 2259	$ 2372	$ 2556	$ 2754	$ 2952	$ 3350	$ 223
		Poly Feet	MPCO60/PFT/NC	□□□□					□□□	92.0#	1764	1952	2001	2061	2101	2181	2259	2372	2556	2754	2952	3350	223
		Wood Feet	MPCO60/WFT/NC	□□□□			□□□		□□□	92.0#	1893	2080	2130	2188	2229	2308	2388	2500	2686	2882	3081	3478	223
		Aluminum Feet	MPCO60/AFT/NC	□□□□				□□	□□□	92.0#	1876	2061	2111	2169	2209	2288	2367	2478	2662	2856	3054	3447	223
concealed glides shown 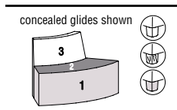 MCO60	**Outside Back, 60° Curve, 32" Low-Back - Contrast** • 1 = Base (Fabric Contrast 1) C.O.M. = 1.75 yd • 2 = Seat (Fabric Contrast 2) C.O.M. = 1.5 yd • 3 = Back (Fabric Contrast 3) C.O.M. = 1.75 yd • Ganging (specify kit separately) Overall Dimensions: • W=54" D=26" H=32" Seat Dimensions: • D=19" H=18" • Casters unavailable as standard. • Price is based off of highest grade base or back fabric. Exclude seat fabric when selecting highest grade contrasting fabric.	Concealed Glide	MPCO60/CGL/FC	□□□□	□□□□	□□□□			□□□	95.0#	$ 1796	$ 2011	$ 2068	$ 2136	$ 2182	$ 2272	$ 2363	$ 2490	$ 2704	$ 2930	$ 3157	$ 3609	$ 223
		Poly Feet	MPCO60/PFT/FC	□□□□	□□□□	□□□□			□□□	92.0#	1796	2011	2068	2136	2182	2272	2363	2490	2704	2930	3157	3609	223
		Wood Feet	MPCO60/WFT/FC	□□□□	□□□□	□□□□	□□□		□□□	92.0#	1927	2141	2198	2266	2312	2402	2494	2623	2834	3061	3288	3741	223
		Aluminum Feet	MPCO60/AFT/FC	□□□□	□□□□	□□□□		□□	□□□	92.0#	1876	2085	2140	2207	2251	2339	2429	2554	2759	2980	3201	3643	223
				Ⓑ	Ⓒ	Ⓓ	Ⓔ	Ⓕ	Ⓖ														

HOW TO ORDER

Indicate the following information on order form:
1. Quantity of each item.
2. Model number, including options. See "How To Build a Model Number".
3. Any special service required.

Note: • The □ indicates that a choice is required.
- The absence of the □ indicates that no choice is required.
- Alpha-numeric characters in place of □ indicate that no other alternatives are available.

HOW TO BUILD A MODEL NUMBER

Ⓐ Select basic model.

Ⓑ Select non-contrast or fabric contrast 1.
Refer to **ki.com/fabrics**

Ⓒ Select fabric contrast 2.
Refer to **ki.com/fabrics**

Ⓓ Select fabric contrast 3.
Refer to **ki.com/fabrics**

Ⓔ Select wood feet finish.
Refer to the **Product Color Options** page in this price list.

Ⓕ Select brushed aluminum feet finish.
Refer to the **Product Color Options** page in this price list.

Ⓖ Select moisture barrier.

MB	- Moisture barrier
NMB	- No moisture barrier

See pricing column for moisture barrier upcharge.

Compliance to TB133 Fire Safety Code

For California Technical Bulletin 133 compliant models, a Product Modification Request is required. Contact Customer Service for details.

Model	
MPCI30	$258
MPCO30	$258
MPCI45	$302
MPCO45	$292
MPCI60	$334
MPCO60	$310
MPICB	$471
MPOCB	$415

SPECIAL SERVICES

Special Carton Marking

With specially marked information	N/C

Shipping

Ships **assembled, FOB High Point, NC 27263, freight prepaid.** Freight class 250.

Specifications and prices are subject to change without prior notice.

MyPlace™
32" Low-Back Lounge Seating

MyPlace™
32" Low-Back Lounge Seating

	MODEL	Features	MODEL NUMBER Basic Model	Non-Contrast or Fabric Contrast 1	Fabric Contrast 2	Fabric Contrast 3	Wood Feet Finish	Alum-inum Feet Finish	Moisture Barrier	Approx. Packaged Weight	Grade C.O.M.	Grade C	Grade D	Grade E & C.O.L.	Grade F	Grade G	Grade H	Grade I	Grade J	Grade K	Grade L Leather	Grade M Leather	Moisture Barrier add to list price
concealed glides shown MICB	**Inside Back, 90° Curve, 32" Low-Back - Non-contrast** • Non-contrast C.O.M = 8 yds • Ganging (specify kit separately) Overall Dimensions: • W=76-1/2" D=26" H=32" Seat Dimensions: • D=19" H=18" • Casters unavailable as standard.	Concealed Glide	MPICB/CGL/NC	□□□□					□□□	120.0#	$ 2243	$ 2617	$ 2715	$ 2834	$ 2913	$ 3068	$ 3226	$ 3423	$ 3815	$ 4208	$ 4589	$ 5387	$ 340
		Poly Feet	MPICB/PFT/NC	□□□□					□□□	120.0#	2243	2617	2715	2834	2913	3068	3226	3423	3815	4208	4589	5387	340
		Wood Feet	MPICB/WFT/NC	□□□□			□□□		□□□	120.0#	2370	2744	2842	2960	3039	3196	3352	3550	3942	4335	4727	5513	340
		Aluminum Feet	MPICB/AFT/NC	□□□□				□□	□□□	120.0#	2370	2744	2842	2960	3039	3196	3352	3550	3942	4335	4727	5513	340
concealed glides shown MICB	**Inside Back, 90° Curve, 32" Low-Back - Contrast** • 1 = Base (Fabric Contrast 1) C.O.M. = 2.75 yd • 2 = Seat (Fabric Contrast 2) C.O.M. = 1.75 yd • 3 = Back (Fabric Contrast 3) C.O.M. = 4 yd • Ganging (specify kit separately) Overall Dimensions: • W=76-1/2" D=26" H=32" Seat Dimensions: • D=19" H=18" • Casters unavailable as standard. • Price is based off of highest grade base or back fabric. Exclude seat fabric when selecting highest grade contrasting fabric.	Concealed Glide	MPICB/CGL/FC	□□□□	□□□□	□□□□			□□□	120.0#	$ 2308	$ 2681	$ 2778	$ 2896	$ 3007	$ 3164	$ 3321	$ 3518	$ 3942	$ 4335	$ 4854	$ 5641	$ 340
		Poly Feet	MPICB/PFT/FC	□□□□	□□□□	□□□□			□□□	120.0#	2308	2681	2778	2896	3007	3164	3321	3518	3942	4335	4854	5641	340
		Wood Feet	MPICB/WFT/FC	□□□□	□□□□	□□□□	□□□		□□□	120.0#	2434	2808	2905	3024	3134	3291	3449	3644	4069	4462	4982	5768	340
		Aluminum Feet	MPICB/AFT/FC	□□□□	□□□□	□□□□		□□	□□□	120.0#	2434	2808	2905	3024	3134	3291	3449	3644	4069	4462	4982	5768	340
				Ⓑ	Ⓒ	Ⓓ	Ⓔ	Ⓕ	Ⓖ														

HOW TO ORDER

Indicate the following information on order form:
1. Quantity of each item.
2. Model number, including options. See "How To Build a Model Number".
3. Any special service required.

Note: • The □ indicates that a choice is required.
- The absence of the □ indicates that no choice is required.
- Alpha-numeric characters in place of □ indicate that no other alternatives are available.

HOW TO BUILD A MODEL NUMBER

Ⓐ Select basic model.

Ⓑ Select non-contrast or fabric contrast 1.
Refer to **ki.com/fabrics**

Ⓒ Select fabric contrast 2.
Refer to **ki.com/fabrics**

Ⓓ Select fabric contrast 3.
Refer to **ki.com/fabrics**

Ⓔ Select wood feet finish.
Refer to the **Product Color Options** page in this price list.

Ⓕ Select brushed aluminum feet finish.
Refer to the **Product Color Options** page in this price list.

Ⓖ Select moisture barrier.

MB	- Moisture barrier
NMB	- No moisture barrier

See pricing column for moisture barrier upcharge.

Compliance to TB133 Fire Safety Code

For California Technical Bulletin 133 compliant models, a Product Modification Request is required. Contact Customer Service for details.

Model	
MPCI30	$258
MPCO30	$258
MPCI45	$302
MPCO45	$292
MPCI60	$334
MPCO60	$310
MPICB	$471
MPOCB	$415

SPECIAL SERVICES

Special Carton Marking

With specially marked information	N/C

Shipping

Ships **assembled, FOB High Point, NC 27263, freight prepaid.** Freight class 250.

Specifications and prices are subject to change without prior notice.

MyPlace™
32" Low-Back Lounge Seating

MyPlace™
32" Low-Back Lounge Seating

concealed glides shown

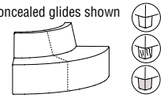

MOCB

Outside Back, 90° Curve, 32" Low-Back - Non-contrast

- Non-contrast C.O.M = 6.5 yds
- Ganging (specify kit separately)

Overall Dimensions:
- W=76-1/2" D=26" H=32"

Seat Dimensions:
- D=19" H=18"
- Casters unavailable as standard.

concealed glides shown

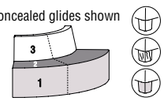

MOCB

Outside Back, 90° Curve, 32" Low-Back - Contrast

- 1 = Base (Fabric Contrast 1) C.O.M. = 2.75 yd
- 2 = Seat (Fabric Contrast 2) C.O.M. = 1.75 yd
- 3 = Back (Fabric Contrast 3) C.O.M. = 2.5 yd
- Ganging (specify kit separately)

Overall Dimensions:
- W=76-1/2" D=26" H=32"

Seat Dimensions:
- D=19" H=18"
- Casters unavailable as standard.
- Price is based off of highest grade base or back fabric. Exclude seat fabric when selecting highest grade contrasting fabric.

	MODEL NUMBER																						
Features	Basic Model	Non-Contrast or Fabric Contrast 1	Fabric Contrast 2	Fabric Contrast 3	Wood Feet Finish	Alum-inum Feet Finish	Moisture Barrier	Approx. Packaged Weight	Grade C.O.M.	Grade C	Grade D	Grade E & C.O.L.	Grade F	Grade G	Grade H	Grade I	Grade J	Grade K	Grade L Leather	Grade M Leather	Moisture Barrier add to list price
Concealed Glide	MPOCB/CGL/NC	□□□□					□□□	100.0#	$ 2136	$ 2439	$ 2519	$ 2614	$ 2678	$ 2806	$ 2935	$ 3094	$ 3412	$ 3733	$ 4050	$ 4690	$ 310
Poly Feet	MPOCB/PFT/NC	□□□□					□□□	100.0#	2136	2439	2519	2614	2678	2806	2935	3094	3412	3733	4050	4690	310
Wood Feet	MPOCB/WFT/NC	□□□□			□□□		□□□	100.0#	2262	2566	2646	2742	2806	2933	3062	3221	3539	3859	4178	4816	310
Aluminum Feet	MPOCB/AFT/NC	□□□□				□□	□□□	100.0#	2262	2566	2646	2742	2806	2933	3062	3221	3539	3859	4178	4816	310
Concealed Glide, Contrast	MPOCB/CGL/FC	□□□□	□□□□	□□□□			□□□	100.0#	$ 2200	$ 2503	$ 2583	$ 2677	$ 2774	$ 2902	$ 3029	$ 3189	$ 3539	$ 3859	$ 4305	$ 4944	$ 310
Poly Feet, Contrast	MPOCB/PFT/FC	□□□□	□□□□	□□□□			□□□	100.0#	2200	2503	2583	2677	2774	2902	3029	3189	3539	3859	4305	4944	310
Wood Feet	MPOCB/WFT/FC	□□□□	□□□□	□□□□	□□□		□□□	100.0#	2327	2631	2711	2805	2902	3028	3157	3317	3666	3987	4432	5070	310
Aluminum Feet	MPOCB/AFT/FC	□□□□	□□□□	□□□□		□□	□□□	100.0#	2327	2631	2711	2805	2902	3028	3157	3317	3666	3987	4432	5070	310
		Ⓐ	Ⓑ	Ⓒ	Ⓓ	Ⓔ	Ⓕ	Ⓖ													

HOW TO ORDER

Indicate the following information on order form:
1. Quantity of each item.
2. Model number, including options. See "How To Build a Model Number".
3. Any special service required.

Note: • The □ indicates that a choice is required.
- The absence of the □ indicates that no choice is required.
- Alpha-numeric characters in place of □ indicate that no other alternatives are available.

HOW TO BUILD A MODEL NUMBER

Ⓐ Select basic model.

Ⓑ Select non-contrast or fabric contrast 1.
Refer to **ki.com/fabrics**

Ⓒ Select fabric contrast 2.
Refer to **ki.com/fabrics**

Ⓓ Select fabric contrast 3.
Refer to **ki.com/fabrics**

Ⓔ Select wood feet finish.
Refer to the **Product Color Options** page in this price list.

Ⓕ Select brushed aluminum feet finish.
Refer to the **Product Color Options** page in this price list.

Ⓖ Select moisture barrier.

MB	- Moisture barrier
NMB	- No moisture barrier

See pricing column for moisture barrier upcharge.

Compliance to TB133 Fire Safety Code

For California Technical Bulletin 133 compliant models, a Product Modification Request is required. Contact Customer Service for details.

Model	
MPCI30	$258
MPCO30	$258
MPCI45	$302
MPCO45	$292
MPCI60	$334
MPCO60	$310
MPICB	$471
MPOCB	$415

SPECIAL SERVICES

Special Carton Marking

With specially marked information N/C

Shipping

Ships **assembled, FOB High Point, NC 27263, freight prepaid.** Freight class 250.

Specifications and prices are subject to change without prior notice.

MyPlace™ Lounge Seating
General Information, 48” High-Back

MyPlace™ Lounge Seating
General Information, 48” High-Back



Inside Back 45° Curve with 48” High-Back



Outside Back 45° Curve with 48” High-Back

General Dimensions		
Seat width	21"	21"
Seat depth	19"	19"
Seat height	18"	18"
Overall Dimensions		
Width	41-1/2"	41-1/2"
Depth	28"	28"
Height	48"	48"



Inside Back 60° Curve with 48” High-Back



Outside Back 60° Curve with 48” High-Back

General Dimensions		
Seat width	28"	28"
Seat depth	19"	19"
Seat height	18"	18"
Overall Dimensions		
Width	54"	54"
Depth	30"	30"
Height	48"	48"



Inside Back 90° Curve with 48” High-Back



Outside Back 90° Curve with 48” High-Back

General Dimensions		
Seat width	39-3/4"	39-3/4"
Seat depth	19"	19"
Seat height	18"	18"
Overall Dimensions		
Width	76-1/2"	76-1/2"
Depth	33-1/2"	33-1/2"
Height	48"	48"



Booth with 48” High-Back



Rectangle with 48” High-Back



Lounge Chair with 48” High-Back

General Dimensions			
Seat width		48"	26"
Seat depth	19-2/5"	19"	19"
Seat height	18"	18"	18"
Back Depth			
Overall Dimensions			
Width	48"	48"	26"
Depth	52"	26"	26"
Height	48"	48"	48"



Corner with 48” High-Back (Right and Left)



Extended Corner with 48” High-Back (Right and Left)

General Dimensions		
Seat width	19"	
Seat depth	19"	18-1/2"
Seat height	18"	18"
Back Depth		26"
Overall Dimensions		
Width	26"	48"
Depth	26"	26"
Height	48"	48"

MyPlace™ Lounge Seating
General Information, 60” High-Back



Inside Back 45° Curve with 60” High-Back



Outside Back 45° Curve with 60” High-Back

General Dimensions		
Seat width	21"	21"
Seat depth	19"	19"
Seat height	18"	18"
Overall Dimensions		
Width	41-1/2"	41-1/2"
Depth	28"	28"
Height	60"	60"



Inside Back 60° Curve with 60” High-Back



Outside Back 60° Curve, 60” High-Back

General Dimensions		
Seat width	28"	28"
Seat depth	19"	19"
Seat height	18"	18"
Overall Dimensions		
Width	54"	54"
Depth	30"	30"
Height	60”	60”



Inside Back 90° Curve with 60” High-Back



Outside Back 90° Curve with 60” High-Back

General Dimensions		
Seat width	39-3/4"	39-3/4"
Seat depth	19"	19"
Seat height	18"	18"
Overall Dimensions		
Width	76-1/2"	76-1/2"
Depth	33-1/2"	33-1/2"
Height	60”	60”

MyPlace™ Lounge Seating
General Information, 60” High-Back



Booth with 60”High-Back



Rectangle with 60” High-Back



Lounge Chair with 60” High-Back

General Dimensions			
Seat width		48"	26"
Seat depth	19-2/5"	19"	19"
Seat height	18"	18"	18"
Back Depth			
Overall Dimensions			
Width	48"	48"	26"
Depth	52"	26"	26"
Height	60"	60"	60"



Corner with 60”High-Back (Right and Left)



Extended Corner with 60” High-Back (Right and Left)

General Dimensions		
Seat width	19"	
Seat depth	19"	18-1/2”
Seat height	18"	18”
Back Depth		26”
Overall Dimensions		
Width	26"	48”
Depth	26"	26”
Height	60”	60”









A. Modular lounge in rectilinear and curvilinear shapes with high-backs to create endless environments in any footprint. Can be planned together, with backless units, or as standalone pieces.
B. Two back heights available (48" or 60").
C. Option for up to three contrasting fabrics per unit (seat, base, back), select from many approved fabrics and patterns.
D. Four base options include concealed glides, wood feet, black poly feet, or aluminum feet. Wood feet and aluminum feet can be specified in all applicable KI standard finish options. All base/foot options include leveling capability with an adjustment range of 3/4".
E. MyPlace High-Back lounge units can be specified with no power, single RPT module power, or with Interlink® IQ multi-unit single-circuit power. Interlink® IQ can power up to eight modules using one single in-feed, no hardwiring required. See the MyPlace Planning Guide and Technical Specifications for more information.
F. Removable seat design allows for easy cleaning and UL electrical inspections when using Interlink® IQ power.
G. Built in clean-out in seat design allows for debris to be guided towards the floor, and painted wood frames protect against liquid spills while allowing for floor access with open spaces.
H. Two-Sided Booth unit is designed to work within working lounge spaces, or to be used as traditional booth seating within café environments.
I. Products feature a superior 400 lb. weight rating per individual seat.
J. MyPlace high-back lounge can be ganged with other high-back units or MyPlace backless units. See the MyPlace Planning Guide for more information.

MyPlace™ Lounge Seating
General Information - Technical Specifications, High-Back



Frame
All seat and backrest frames are constructed of 3/4" laminated hardwood plywood, CNC cut. All main frame joints are nailed and glued, in addition to interlocking joinery across all stress points. Seats are removeable without tools for cleaning and electrical inspection. Frame bases are coated with a black stain and sealer to seal and protect wooden frames from liquid spills. The seat base contains multiple pass-through cutouts to allow liquid and debris to route to the floor. Seats feature a curved clean-out space to route liquid and debris towards floor.

Foam
All MyPlace High-Back models use seat foam that is 2.5" thick, 2.5 density - 45 lb compression, topped with 1/2" thick, 2.6 density - 80 lb compression foam. The backrest foam is 1 1/2" total thickness consisting of 1" thick, 2.5 density - 45 lb compression foam, and topped with a 1/2" thick, 2.6 density - 80 lb compression foam. The headrest topper has 1 3/8" thick, 2.5 density - 45 lb compression foam on the seating side. All non-seating sides have a 3/4" thick, 2.6 density - 80 lb compression foam covering.

Sewing
All MyPlace Lounge units are double-needle stitched at all primary seams for lasting durability.

Base Options

Poly Feet
Poly feet are 2" high polyurethane, and contain an adjustable glide. The height-adjustable steel 1/4-20 threaded, natural color, impact resistant nylon glide bottom allows for 3/4" of leveling. Poly feet are mounted to the underside frame using 5/16-18 x 1 1/2" set screws. Feet are black in color with four or five feet used per lounge, depending upon model.

Wood Feet
Wood feet are 2" high and made from 2" x 2" x 2" beech hardwood, kiln dried to a moisture content of 6%. Exposed wood is sanded with 220 grit sand paper, then spray stained with KI standard colors, or a custom matching color and placed in a burn-off oven for one hour at 140-150 degrees. The wood is then sealed to prevent moisture imbalance and finish sanded with 400 grit sand paper for fine detailing. The final step for wood feet is the application of a varnish topcoat, then feet are oven baked. Both the sealer and finish coats contain an anti-microbial protectant. A height-adjustable steel 1/4-20 threaded, natural color, impact resistant nylon glide bottom allows for 3/4" of leveling. Four to five wood feet are used per lounge depending upon model. See KI color addendum for stain color offering.

Cast Aluminum Feet
Cast aluminum feet are 2" high and mounted to the underside frame using 5/16-18 x 1 1/2" set screws. Feet are offered in brushed aluminum or painted in powder-coat paint with four or five feet used per lounge, depending upon model. A height-adjustable steel 1/4-20 threaded, natural color, impact resistant nylon glide bottom allows for 3/4" of leveling. See KI Color Addendum for paint color offering.

Concealed Glides
Concealed glides are height-adjustable steel, 1/4-20 threaded with a natural color nylon bottom allowing for 3/4" of leveling. Four to five adjustable glides are used per lounge depending upon model.

MyPlace™ Lounge Seating
General Information - Technical Specifications, High-Back

Ganging

Gangers are made from steel and are either, painted with a black finish and are mounted using #10 x 3/4" wood screws.

- 60" high-back gangers - formed of 12-gauge steel. Gangers included with 60" high-back lounge models.
- High-back base gangers - formed of 14-gauge steel. Gangers included with all 48" and 60" high-back models.
- 48" high-back catch & hook gangers - formed 10-gauge steel. Gangers included with all 48" high-back models.
- High-back to low-back, backless or inline table gangers - formed of 12-gauge steel. Gangers must be ordered separately. See MyPlace Lounge Furniture - Planning Guide (KI-PG-000020) for more information.

Electrical System Options

Byrne Mini-Tap® Power Module with 3-Prong Plug

MyPlace High-Back can be configured with optional Byrne Mini-Tap® power modules with 3-prong plug (a self-contained, UL listed single relocatable power tap). One 15-amp, 125 volt AC simplex receptacle and two 2.1-amp, 5 volt DC USB Type A connector ports (2.0 and 3.0 compatible, no data), provide connection for device charging or direct AC power. Byrne Mini-Tap® power module is standard with 72" long, 14 AWG, 15-amp NEMA rated 3-conductor SJT cord with a three-prong grounded plug. Faceplates are optionally either black in color with black outlet ports, white with white outlet ports, or silver with black outlet ports. Cord is black.

One Byrne Mini-Tap® power module with 3-prong plug is available per model, and may be configurable for front and rear power outlets. See MyPlace Lounge Furniture - Planning Guide (KI-PG-000020) for configurable power locations.

Byrne Interlink® IQ System

Optionally, MyPlace High-Back can be configured with Byrne Interlink® IQ system (an ETL-Listed, 120-volt single circuit electrical system). Interlink® IQ is a non-sequential power system that allows users to "daisy-chain" multiple power modules together powered by one infeed (ordered separately). The infeed cord is a 10' long, 14 AWG, 15-amp NEMA rated 3-conductor SJT cord with a three-prong grounded plug. Faceplates are optionally either black in color with black outlet ports, white with white outlet ports, or silver with black outlet ports. Cord is black.

Up to eight total power modules can be configured in a multi-lounge plan, and are configured as part of the lounge units. Modules contain one 15-amp, 125 volt AC simplex receptacle and two 2.1-amp, 5 volt DC USB Type A connector ports (2.0 and 3.0 compatible, no data), providing connection for device charging or direct AC power. The module to module cord connections are keyed and light indicated for proper hook up.

Up to four power modules per lounge are available, depending upon model, and may be configurable for front and rear power outlets. See the planning guide for configurable power locations.



MRBH48

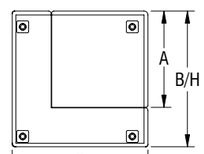

MCNH48L
MCNH48R

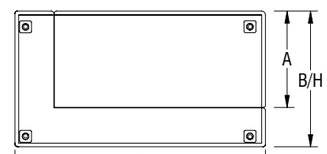

MECH48L
MECH48R

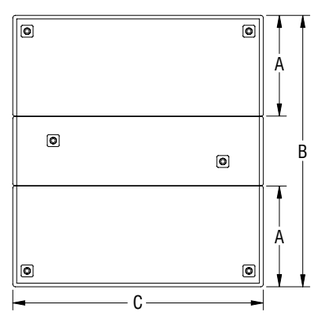

MBH48

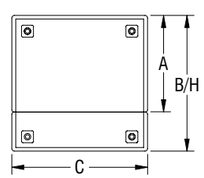

MSQH48

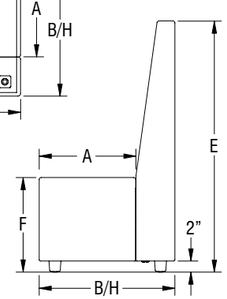

Wood Feet

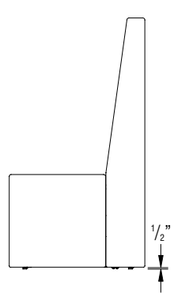

Concealed Glides

Lounge Overall Dimension									
Model		A (Seat Depth)	B (Overall Depth)	C (Overall Width)	D (Radius)	E (Overall Height)	F (Seat Height)	G (Seat Width)	H (Back Depth)
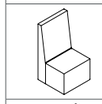	MSQH48	18 1/2"	26"	26"		48"	18"		26"
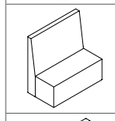	MRBH48	18 1/2"	26"	48"		48"	18"		26"
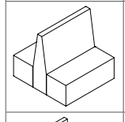	MBH48	19 3/8"	52"	48"		48"	18"		
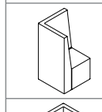	MCNH48L	18 1/2"	26"	26"		48"	18"		26"
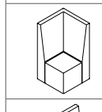	MCNH48R	18 1/2"	26"	26"		48"	18"		26"
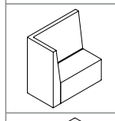	MECH48L	18 1/2"	26"	48"		48"	18"		26"
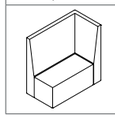	MECH48R	18 1/2"	26"	48"		48"	18"		26"

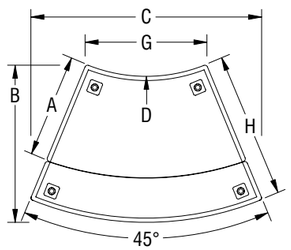

MCIH44

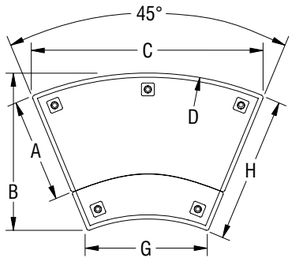

MCOH44

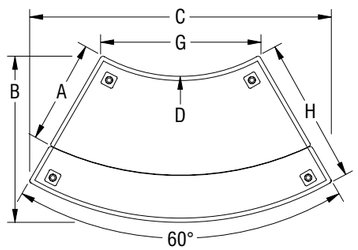

MCIH64

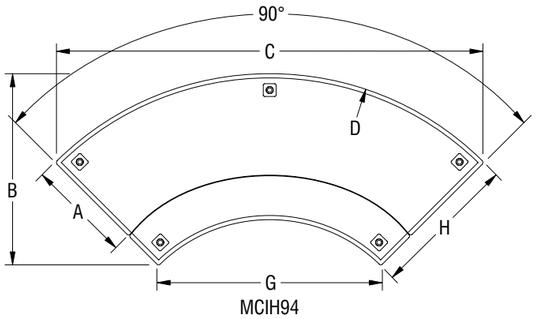

MCIH94

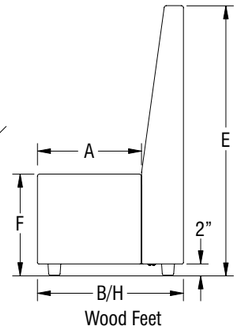

Wood Feet

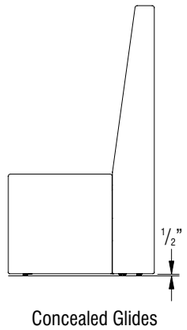

Concealed Glides

Lounge Overall Dimension

Model		A (Seat Depth)	B (Overall Depth)	C (Overall Width)	D (Radius)	E (Overall Height)	F (Seat Height)	G (Seat Width)	H (Back Depth)
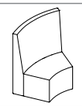	MCIH44	18 1/2”	28”	41 1/2”	28”	48”	18”	21”	26”
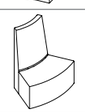	MCOH44	18 1/2”	28”	41 1/2”	54”	48”	18”	41”	26”
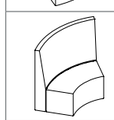	MCIH64	18 1/2”	29 1/2”	54”	28”	48”	18”	28”	26”
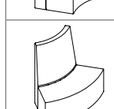	MCOH64	18 1/2”	29 1/2”	54”	54”	48”	18”	54”	26”
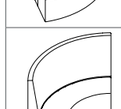	MCIH94	18 1/2”	34”	76 1/2”	28”	48”	18”	40”	26”
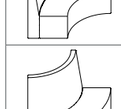	MCOH94	18 1/2”	34”	76 1/2”	54”	48”	18”	76”	26”

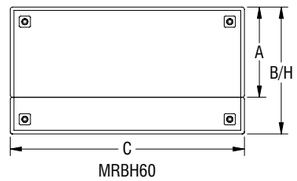

MRBH60

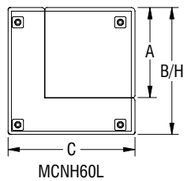

MCNH60L
MCNH60R

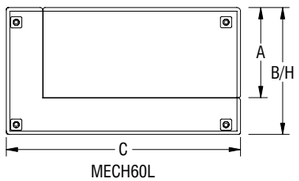

MECH60L
MECH60R

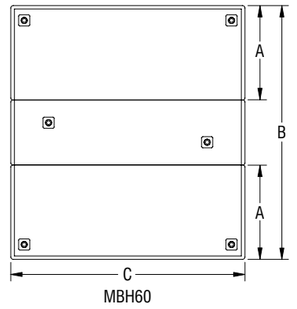

MBH60

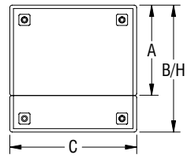

MSQH60

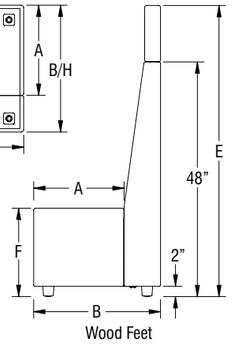

Wood Feet

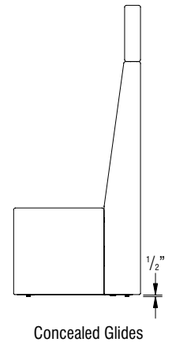

Concealed Glides

Lounge Overall Dimension

Model		A (Seat Depth)	B (Overall Depth)	C (Overall Width)	D (Radius)	E (Overall Height)	F (Seat Height)	G (Seat Width)	H (Back Depth)
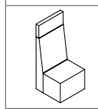	MSQH60	18 1/2”	26”	26”		60”	18”		26”
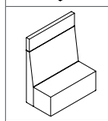	MRBH60	18 1/2”	26”	48”		60”	18”		26”
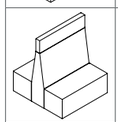	MBH60	19 3/8”	52”	48”		60”	18”		
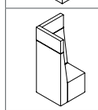	MCNH60L	18 1/2”	26”	26”		60”	18”		26”
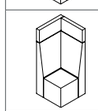	MCNH60R	18 1/2”	26”	26”		60”	18”		26”
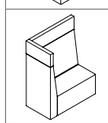	MECH60L	18 1/2”	26”	48”		60”	18”		26”
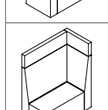	MECH60R	18 1/2”	26”	48”		60”	18”		26”

MyPlace™ Lounge Seating
General Information - Technical Specifications, High-Back

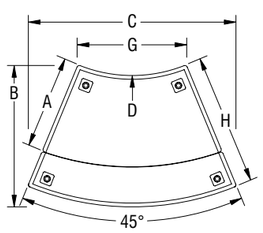

MCIH46

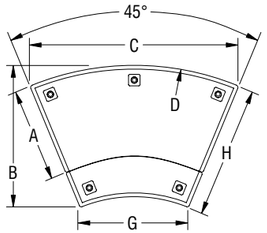

MCOH46

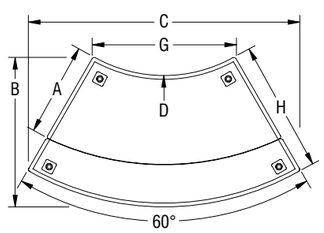

MCIH66

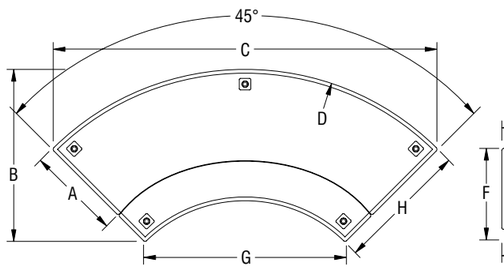

MCIH96

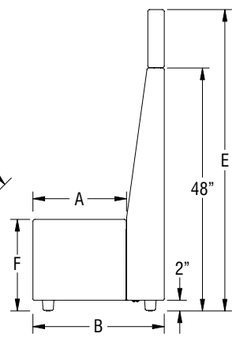

Wood Feet

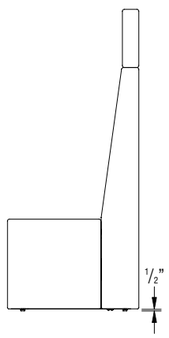

Concealed Glides

Lounge Overall Dimension									
Model		A (Seat Depth)	B (Overall Depth)	C (Overall Width)	D (Radius)	E (Overall Height)	F (Seat Height)	G (Seat Width)	H (Back Depth)
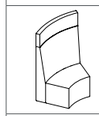	MCIH46	18½”	28”	41½”	28”	60”	18”	21”	26”
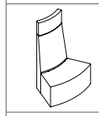	MCOH46	18½”	28”	41½”	54”	60”	18”	41”	26”
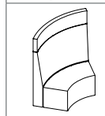	MCIH66	18½”	29½”	54”	28”	60”	18”	28”	26”
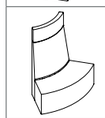	MCOH66	18½”	29½”	54”	54”	60”	18”	54”	26”
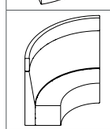	MCIH96	18½”	34”	76½”	28”	60”	18”	40”	26”
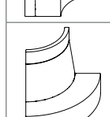	MCOH96	18½”	34”	76½”	54”	60”	18”	76”	26”

MyPlace™
48" High-Back Lounge Seating

MyPlace™
48" High-Back Lounge Seating

concealed glides shown

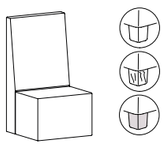

MSQ48

Lounge Chair, 48" High-Back - Non-contrast

- Non-contrast COM= 4.5 yds
- Gangers included to gang to other High-Back models.
- Ganging to backless units or High-Back back to side ganging (specify kit separately)
- Does not gang with 32" Low-Back units
- Cannot be retroffited to 60" model
- All base models have foot leveling capacity
- Removable seat design, debris clean-out location, and painted wood base to protect against liquids.
- Overall Dimensions:
- W=26" D=26" H=48"

Seat Dimensions:

- D=18.5" H=18"

	Features	MODEL NUMBER Basic Model	Non-Cont or Fabric Cont 1	Pwr Opt	Pwr Type	MT Pwr Loc	IQ Pwr Type	IQ Mod Qty	IQ Pwr Loc	Pwr Color	Wd Feet Fin	Alum Feet Fin	Moist Barr	Approx. Packaged Weight	Grade C.O.M.	Grade C	Grade D	Grade E & C.O.L.	Grade F	Grade G	Grade H	Grade I	Grade J	Grade K	Grade L Leather	Grade M Leather	Moisture Barrier add to list price
	Concealed Glides	MSQH48/CGL/NC	☐☐	☐☐	☐☐	☐☐	☐☐	☐☐	☐☐	☐☐			☐☐	100.0#	$ 2144	$ 2345	$ 2399	$ 2463	$ 2505	$ 2589	$ 2675	$ 2794	$ 2994	$ 3205	$ 3417	$ 3842	$ 237
	Poly Feet	MSQH48/PFT/NC	☐☐	☐☐	☐☐	☐☐	☐☐	☐☐	☐☐	☐☐			☐☐	100.0#	2144	2345	2399	2463	2505	2589	2675	2794	2994	3205	3417	3842	237
	Wood Feet	MSQH48/WFT/NC	☐☐	☐☐	☐☐	☐☐	☐☐	☐☐	☐☐	☐☐	☐☐		☐☐	100.0#	2266	2467	2521	2585	2628	2712	2797	2916	3116	3328	3539	3964	237
	Aluminum Feet	MSQH48/AFT/NC	☐☐	☐☐	☐☐	☐☐	☐☐	☐☐	☐☐	☐☐		☐☐	☐☐	100.0#	2266	2467	2521	2585	2628	2712	2797	2916	3116	3328	3539	3964	237

MyPlace™
48" High-Back Lounge Seating

MyPlace™
48" High-Back Lounge Seating

concealed glides shown

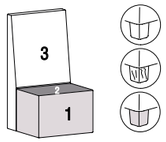

MSQ48

Lounge Chair, 48" High-Back - Contrast

- 1 = Base (Contrast 1) COM= 1.25 yd
- 2 = Seat (Contrast 2) COM= .75 yd
- 3 = Back (Contrast 3) COM= 2.75 yd
- Gangers included to gang to other High-Back models.
- Ganging to backless units or High-Back back to side ganging (specify kit separately)
- Does not gang with 32" Low-Back units
- Cannot be retroffited to 60" model
- All base models have foot leveling capacity
- Removable seat design, debris clean-out location, and painted wood base to protect against liquids.
- Overall Dimensions:
- W=26" D=26" H=48"

Seat Dimensions:
- D=18.5" H=18"
- Price is based off of highest grade base or back fabric. Exclude seat fabric when selecting highest grade contrasting fabric.

	MODEL NUMBER													
Features	Basic Model	Non-Cont or Fabric Cont 1	Fabric Cont 2	Fabric Cont 3	Pwr Opt	Pwr Type	MT Pwr Loc	IQ Pwr Type	IQ Mod Qty	IQ Pwr Loc	Pwr Color	Wd Feet Fin	Alum Feet Fin	Moist Barr
Concealed Glides	MSQH48/CGL/FC	□□	□□	□□	□□	□□	□□	□□	□□	□□	□□			□□
Poly Feet	MSQH48/PFT/FC	□□	□□	□□	□□	□□	□□	□□	□□	□□	□□			□□
Wood Feet	MSQH48/WFT/FC	□□	□□	□□	□□	□□	□□	□□	□□	□□	□□	□□		□□
Aluminum Feet	MSQH48/AFT/FC	□□	□□	□□	□□	□□	□□	□□	□□	□□	□□		□□	□□

Approx. Packaged Weight	Grade C.O.M.	Grade C	Grade D	Grade E & C.O.L.	Grade F	Grade G	Grade H	Grade I	Grade J	Grade K	Grade L Leather	Grade M Leather	Moisture Barrier add to list price
100.0#	$ 2182	$ 2399	$ 2456	$ 2524	$ 2570	$ 2662	$ 2752	$ 2882	$ 3094	$ 3323	$ 3550	$ 4007	$ 237
100.0#	2182	2399	2456	2524	2570	2662	2752	2882	3094	3323	3550	4007	237
100.0#	2306	2523	2580	2648	2694	2786	2876	3006	3218	3447	3674	4131	237
100.0#	2306	2523	2580	2648	2694	2786	2876	3006	3218	3447	3674	4131	237



HOW TO ORDER

Indicate the following information on order form:
1. Quantity of each item.
2. Model number, including options. See "How To Build a Model Number".
3. Any special service required.

Note: • The □ indicates that a choice is required.
- The absence of the □ indicates that no choice is required.
- Alpha-numeric characters in place of □ indicate that no other alternatives are available.

HOW TO BUILD A MODEL NUMBER

A Select basic model.

B Select non-contrast or fabric contrast 1.
Refer to **ki.com/fabrics**

C Select fabric contrast 2.
Refer to **ki.com/fabrics**

D Select fabric contrast 3.
Refer to **ki.com/fabrics**

E Select power option.

NP	- No power
WP	- With power

F Select power type.

DCP	- Byrne Interlink®IQ System w/Mini-Tap® module OR jumper
RPT	- Mini-Tap® power module w/3-prong plug; add $304

G Select Mini-Tap® module w/3-prong plug location.

LFFP	- Left Front Facing Power
LRFP	- Left Rear Facing Power
RFFP	- Right Front Facing Power
RRFP	- Right Rear Facing Power

H Select Byrne Interlink®IQ System type.

DCJ	- Byrne Interlink®IQ System jumper only; add $120
DSMOD	- Byrne Interlink®IQ System w/Mini-Tap® module

I Select Byrne Interlink®IQ System w/Mini-Tap® module quantity.

MOD1	- One Module; add $392
MOD2	- Two Modules; add $783
MOD3	- Three Modules; add $1175
MOD4	- Four Modules; add $1566

J Select Byrne Interlink® IQ System w/Mini-Tap Module location(s).

LFFP	- Left Front Facing Power
LRFP	- Left Rear Facing Power
RFFP	- Right Front Facing Power
RRFP	- Right Rear Facing Power
LFLR	- Left Front, Left Rear Facing Power
LFRF	- Left Front, Right Front Facing Power
LFRR	- Left Front, Right Rear Facing Power
LRRF	- Left Rear, Right Front Facing Power
LRRR	- Left Rear, Right Rear Facing Power
RRRF	- Right Rear, Right Front Facing Power
LFLRRR	- Left Front, Left Rear, Right Rear Facing Power
LFRFLR	- Left Front, Right Front, Left Rear Facing Power
LFRFRR	- Left Front, Right Front, Right Rear Facing Power
RFLRRR	- Right Front, Left Rear, Right Rear Facing Power
LFRFLRRR	- Left Front, Right Front, Left Rear, Right Rear Facing Power

K Select module color.

MPB	- Black power module
MPS	- Silver power module
MPW	- White power module

L Select wood feet finish.
Refer to the **Product Color Options** page in this price list.

M Select brushed aluminum feet finish.
Refer to the **Product Color Options** page in this price list.

N Select moisture barrier.

MB	- Moisture barrier
NMB	- No moisture barrier

See pricing column for moisture barrier upcharge.

Compliance to TB133 Fire Safety Code

For California Technical Bulletin 133 compliant models, a Product Modification Request is required. Contact Customer Service for details.

Model
MSQH48 $424
MSQH60 $462

INFORMATION

The removable seat design of MyPlace™ High-Back units allows for ease of installation and clean out, as well as inspection of electrical components. MyPlace™ High-Back offers power modules with a 3-prong plug (ETL Listed) or Byrne Interlink® IQ electrical system (an ETL Listed Furniture Power Distribution Unit, electrical system.) Because the system is ETL Listed, MyPlace™ Lounge has not been listed.
All 48" high-back models can be used as free-standing units or can be ganged to other 48" high-back or 60" high-back models. Gangers are included for traditional lineal ganging with 48" high-back models, however, please note installing concealed gangers on 48" high-back models will permanently alter upholstery. Please see Installation Guide for further information related to ganging.

SPECIAL SERVICES

Special Carton Marking

With specially marked information	N/C

Shipping

Ships **assembled, FOB High Point, NC 27263, freight prepaid.** Freight class 250.

Specifications and prices are subject to change without prior notice.

MyPlace™
48" High-Back Lounge Seating

MyPlace™
48" High-Back Lounge Seating

concealed glides shown

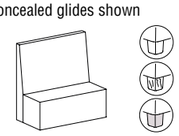

MRB48

Rectangle with 48" High-Back - Non-contrast

- Non-contrast COM= 5.75 yds
- Gangers included to gang to other High-Back models.
- Ganging to backless units or High-Back back to side ganging (specify kit separately)
- Does not gang with 32" Low-Back units
- Cannot be retroffited to 60" model
- All base models have foot leveling capacity
- Removable seat design, debris clean-out location, and painted wood base to protect against liquids.
- Overall Dimensions:
- W=48" D=26" H=48"

Seat Dimensions:

- D=18.5" H=18"

	Features	MODEL NUMBER Basic Model	Non-Contor Fabric Cont 1 Ⓑ	Pwr Opt Ⓒ	Pwr Type Ⓓ	MT Pwr Loc Ⓔ	IQ Pwr Type Ⓕ	IQ Mod Qty Ⓖ	IQ Pwr Loc Ⓗ	Pwr Color Ⓘ	Wood Feet Finish Ⓙ	Alum-inum Feet Finish Ⓚ	Moist Barr Ⓛ	Approx. Packaged Weight	Grade C.O.M.	Grade C	Grade D	Grade E & C.O.L.	Grade F	Grade G	Grade H	Grade I	Grade J	Grade K	Grade L Leather	Grade M Leather	Moisture Barrier add to list price
	Concealed Glides	MRBH48/CGL/NC	□□	□□	□□	□□	□□	□□	□□	□□			□□	160.0#	$ 2680	$ 2938	$ 3006	$ 3088	$ 3142	$ 3250	$ 3359	$ 3512	$ 3765	$ 4036	$ 4309	$ 4851	$ 257
	Poly Feet	MRBH48/PFT/NC	□□	□□	□□	□□	□□	□□	□□	□□			□□	160.0#	2680	2938	3006	3088	3142	3250	3359	3512	3765	4036	4309	4851	257
	Wood Feet	MRBH48/WFT/NC	□□	□□	□□	□□	□□	□□	□□	□□	□□		□□	160.0#	2802	3060	3128	3210	3264	3372	3481	3634	3888	4159	4431	4973	257
	Aluminum Feet	MRBH48/AFT/NC	□□	□□	□□	□□	□□	□□	□□	□□		□□	□□	160.0#	2802	3060	3128	3210	3264	3372	3481	3634	3888	4159	4431	4973	257

Ⓐ Ⓑ Ⓒ Ⓓ Ⓔ Ⓕ Ⓖ Ⓗ Ⓘ Ⓙ Ⓚ Ⓛ

HOW TO ORDER

Indicate the following information on order form:
1. Quantity of each item.
2. Model number, including options. See "How To Build a Model Number".
3. Any special service required.

Note: • The □ indicates that a choice is required.
- The absence of the □ indicates that no choice is required.
- Alpha-numeric characters in place of □ indicate that no other alternatives are available.

HOW TO BUILD A MODEL NUMBER

Ⓐ Select basic model.

Ⓑ Select non-contrast or fabric contrast 1.
Refer to **ki.com/fabrics**

Ⓒ Select power option.

NP	- No power
WP	- With power

Ⓓ Select power type.

DCP	- Byrne Interlink®IQ System w/Mini-Tap® module OR jumper
RPT	- Mini-Tap® power module w/3-prong plug; add $304

Ⓔ Select Mini-Tap® module w/3-prong plug location.

LFFP	- Left Front Facing Power
LRFP	- Left Rear Facing Power
RFFP	- Right Front Facing Power
RRFP	- Right Rear Facing Power

Ⓕ Select Byrne Interlink®IQ System type.

DCJ	- Byrne Interlink®IQ System jumper only; add $120
DSMOD	- Byrne Interlink®IQ System w/Mini-Tap® module

Ⓖ Select Byrne Interlink®IQ System w/Mini-Tap® module quantity.

MOD1	- One Module; add $392
MOD2	- Two Modules; add $783
MOD3	- Three Modules; add $1175
MOD4	- Four Modules; add $1566

Ⓗ Select Byrne Interlink®IQ System w/Mini-Tap® module location(s).

LFFP	- Left Front Facing Power
LRFP	- Left Rear Facing Power
RFFP	- Right Front Facing Power
RRFP	- Right Rear Facing Power
LFLR	- Left Front, Left Rear Facing Power
LFRF	- Left Front, Right Front Facing Power
LFRR	- Left Front, Right Rear Facing Power
LRRF	- Left Rear, Right Front Facing Power
LRRR	- Left Rear, Right Rear Facing Power
RRRF	- Right Rear, Right Front Facing Power
LFLRRR	- Left Front, Left Rear, Right Rear Facing Power
LFRFLR	- Left Front, Right Front, Left Rear Facing Power
LFRFRR	- Left Front, Right Front, Right Rear Facing Power
RFLRRR	- Right Front, Left Rear, Right Rear Facing Power
LFRFLRRR	- Left Front, Right Front, Left Rear, Right Rear Facing Power

Ⓘ Select module color.

MPB	- Black power module
MPS	- Silver power module
MPW	- White power module

Ⓙ Select wood feet finish.
Refer to the **Product Color Options** page in this price list.

Ⓚ Select brushed aluminum feet finish.
Refer to the **Product Color Options** page in this price list.

Ⓛ Select moisture barrier.

MB	- Moisture barrier
NMB	- No moisture barrier

See pricing column for moisture barrier upcharge.

Compliance to TB133 Fire Safety Code

For California Technical Bulletin 133 compliant models, a Product Modification Request is required. Contact Customer Service for details.

Model
MRBH48 $493
MRBH60 $548

INFORMATION

The removable seat design of MyPlace™ High-Back units allows for ease of installation and clean out, as well as inspection of electrical components. MyPlace™ High-Back offers power modules with a 3-prong plug (ETL Listed) or Byrne Interlink® IQ electrical system (an ETL Listed Furniture Power Distribution Unit, electrical system.) Because the system is ETL Listed, MyPlace™ Lounge has not been listed.
All 48" high-back models can be used as free-standing units or can be ganged to other 48" high-back or 60" high-back models. Gangers are included for traditional lineal ganging with 48" high-back models, however, please note installing concealed gangers on 48" high-back models will permanently alter upholstery. Please see Installation Guide for further information related to ganging.

SPECIAL SERVICES

Special Carton Marking

With specially marked information N/C

Shipping

Ships **assembled, FOB High Point, NC 27263, freight prepaid.** Freight class 250.

Specifications and prices are subject to change without prior notice.

MyPlace™
48" High-Back Lounge Seating

MyPlace™
48" High-Back Lounge Seating

concealed glides shown

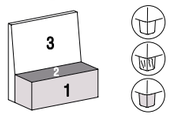

MRB48

Rectangle with 48" High-Back- Contrast

- 1 = Base (Contrast 1) C.O.M. = 2 yd
- 2 = Seat (Contrast 2) C.O.M. = .75 yd
- 3 = Back (Contrast 3) C.O.M. = 4 yd
- Gangers included to gang to other High-Back models.
- Ganging to backless units or High-Back back to side ganging (specify kit separately)
- Does not gang with 32" Low-Back units
- Cannot be retroffited to 60" model
- All base models have foot leveling capacity
- Removable seat design, debris clean-out location, and painted wood base to protect against liquids.
- Overall Dimensions:
- W=48" D=26" H=48"

Seat Dimensions:
- D=18.5" H=18"
- Price is based off of highest grade base or back fabric. Exclude seat fabric when selecting highest grade contrasting fabric.

	Features	MODEL NUMBER Basic Model	A Non-Contor Fabric Cont 1	B Fab Con 2	C Fab Con 3	D Pwr Opt	E Pwr Type	F MT Pwr Loc	G IQ Pwr Type	H IQ Mod Qty	I IQ Pwr Loc	J Pwr Color	K Wood Feet Finish	L Alum-inum Feet Finish	M Moist Barr	Approx. Packaged Weight	Grade C.O.M.	Grade C	Grade D	Grade E & C.O.L.	Grade F	Grade G	Grade H	Grade I	Grade J	Grade K	Grade L Leather	Grade M Leather	Moisture Barrier add to list price
	Concealed Glides	MRBH48/CGL/FC	□□	□□	□□	□□	□□	□□	□□	□□	□□	□□			□□	160.0#	$ 2728	$ 3036	$ 3117	$ 3215	$ 3280	$ 3409	$ 3537	$ 3722	$ 4025	$ 4349	$ 4672	$ 5320	$ 257
	Poly Feet	MRBH48/PFT/FC	□□	□□	□□	□□	□□	□□	□□	□□	□□	□□			□□	160.0#	2728	3036	3117	3215	3280	3409	3537	3722	4025	4349	4672	5320	257
	Wood Feet	MRBH48/WFT/FC	□□	□□	□□	□□	□□	□□	□□	□□	□□	□□	□□		□□	160.0#	2852	3160	3241	3339	3404	3533	3662	3846	4150	4473	4796	5445	257
	Aluminum Feet	MRBH48/AFT/FC	□□	□□	□□	□□	□□	□□	□□	□□	□□	□□		□□	□□	160.0#	2852	3160	3241	3339	3404	3533	3662	3846	4150	4473	4796	5445	257
		A	B	C	D	E	F	G	H	I	J	K	L	M	N														

HOW TO ORDER

Indicate the following information on order form:
1. Quantity of each item.
2. Model number, including options. See "How To Build a Model Number".
3. Any special service required.

Note: • The □ indicates that a choice is required.
- The absence of the □ indicates that no choice is required.
- Alpha-numeric characters in place of □ indicate that no other alternatives are available.

HOW TO BUILD A MODEL NUMBER

A Select basic model.

B Select non-contrast or fabric contrast 1.
Refer to **ki.com/fabrics**

C Select fabric contrast 2.
Refer to **ki.com/fabrics**

D Select fabric contrast 3.
Refer to **ki.com/fabrics**

E Select power option.

NP	- No power
WP	- With power

F Select power type.

DCP	- Byrne Interlink®IQ System w/Mini-Tap® module OR jumper
RPT	- Mini-Tap® power module w/3-prong plug; add $247

G Select Mini-Tap® module w/3-prong plug location.

LFFP	- Left Front Facing Power
LRFP	- Left Rear Facing Power
RFFP	- Right Front Facing Power
RRFP	- Right Rear Facing Power

H Select Byrne Interlink®IQ System type.

DCJ	- Byrne Interlink®IQ System jumper only; add $72
DSMOD	- Byrne Interlink®IQ System w/Mini-Tap® module

I Select Byrne Interlink®IQ System w/Mini-Tap® module quantity.

MOD1	- One Module; add $318
MOD2	- Two Modules; add $636
MOD3	- Three Modules; add $954
MOD4	- Four Modules; add $1272

J Select Byrne Interlink®IQ System w/Mini-Tap® module location(s).

LFFP	- Left Front Facing Power
LRFP	- Left Rear Facing Power
RFFP	- Right Front Facing Power
RRFP	- Right Rear Facing Power
LFLR	- Left Front, Left Rear Facing Power
LFRF	- Left Front, Right Front Facing Power
LFRR	- Left Front, Right Rear Facing Power
LRRF	- Left Rear, Right Front Facing Power
LRRR	- Left Rear, Right Rear Facing Power
RRRF	- Right Rear, Right Front Facing Power
LFLRRR	- Left Front, Left Rear, Right Rear Facing Power
LFRFLR	- Left Front, Right Front, Left Rear Facing Power
LFRFRR	- Left Front, Right Front, Right Rear Facing Power
RFLRRR	- Right Front, Left Rear, Right Rear Facing Power
LFRFLRRR	- Left Front, Right Front, Left Rear, Right Rear Facing Power

K Select module color.

MPB	- Black power module
MPS	- Silver power module
MPW	- White power module

L Select wood feet finish.
Refer to the **Product Color Options** page in this price list.

M Select brushed aluminum feet finish.
Refer to the **Product Color Options** page in this price list.

N Select moisture barrier.

MB	- Moisture barrier
NMB	- No moisture barrier

See pricing column for moisture barrier upcharge.

Compliance to TB133 Fire Safety Code

For California Technical Bulletin 133 compliant models, a Product Modification Request is required. Contact Customer Service for details.

Model
MRBH48 $493
MRBH60 $548

INFORMATION

The removable seat design of MyPlace™ High-Back units allows for ease of installation and clean out, as well as inspection of electrical components. MyPlace™ High-Back offers power modules with a 3-prong plug (ETL Listed) or Byrne Interlink® IQ electrical system (an ETL Listed Furniture Power Distribution Unit, electrical system.) Because the system is ETL Listed, MyPlace™ Lounge has not been listed.
All 48" high-back models can be used as free-standing units or can be ganged to other 48" high-back or 60" high-back models. Gangers are included for traditional lineal ganging with 48" high-back models, however, please note installing concealed gangers on 48" high-back models will permanently alter upholstery. Please see Installation Guide for further information related to ganging.

SPECIAL SERVICES

Special Carton Marking

With specially marked information N/C

Shipping

Ships **assembled, FOB High Point, NC 27263, freight prepaid.** Freight class 250.

Specifications and prices are subject to change without prior notice.

MyPlace™
48" High-Back Lounge Seating

MyPlace™
48" High-Back Lounge Seating

concealed glides shown

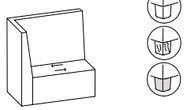

MEC48

Extended Corner LEFT with 48" High-Back - Non-contrast

- Non-contrast C.O.M = 6.5 yds
- Gangers included to gang to other High-Back models.
- Ganging to backless units or High-Back back to side ganging (specify kit separately)
- Does not gang with 32" Low-Back units
- Cannot be retroffited to 60" model
- Power cannot be specified on front of unit on closed-end side. Three available power locations.
- All base models have foot leveling capacity
- Removable seat design, debris clean-out location, and painted wood base to protect against liquids.

Overall Dimensions:
- W=48" D=26" H=48"

Seat Dimensions:
- D=18.5" H=18"

	Features	MODEL NUMBER Basic Model	Non-Contor Fabric Cont 1 (A)	Pwr Opt (B)	Pwr Type (C)	MT Pwr Loc (D)	IQ Pwr Type (E)	IQ Mod Qty (F)	IQ Pwr Loc (G)	Power Color (H)	Wood Feet Finish (I)	Alum-inum Feet Finish (J)	Moist Barr (K)	Approx. Packaged Weight	Grade C.O.M.	Grade C	Grade D	Grade E & C.O.L.	Grade F	Grade G	Grade H	Grade I	Grade J	Grade K	Grade L Leather	Grade M Leather	Moisture Barrier add to list price
	Concealed Glides	MECH48L/CGL/NC	□□	□□	□□	□□	□□	□□	□□	□□			□□	170.0#	$ 3117	$ 3407	$ 3484	$ 3577	$ 3638	$ 3760	$ 3883	$ 4057	$ 4343	$ 4650	$ 4956	$ 5571	$ 268
	Poly Feet	MECH48L/PFT/NC	□□	□□	□□	□□	□□	□□	□□	□□			□□	170.0#	3117	3407	3484	3577	3638	3760	3883	4057	4343	4650	4956	5571	268
	Wood Feet	MECH48L/WFT/NC	□□	□□	□□	□□	□□	□□	□□	□□	□□		□□	170.0#	3239	3529	3606	3699	3760	3882	4005	4179	4465	4772	5078	5693	268
	Aluminum Feet	MECH48L/AFT/NC	□□	□□	□□	□□	□□	□□	□□	□□		□□	□□	170.0#	3239	3529	3606	3699	3760	3882	4005	4179	4465	4772	5078	5693	268

Ⓐ Ⓑ Ⓒ Ⓓ Ⓔ Ⓕ Ⓖ Ⓗ Ⓘ Ⓙ Ⓚ Ⓛ

HOW TO ORDER

Indicate the following information on order form:
1. Quantity of each item.
2. Model number, including options. See "How To Build a Model Number".
3. Any special service required.

Note: • The □ indicates that a choice is required.
- The absence of the □ indicates that no choice is required.
- Alpha-numeric characters in place of □ indicate that no other alternatives are available.

HOW TO BUILD A MODEL NUMBER

Ⓐ Select basic model.

Ⓑ Select non-contrast or fabric contrast 1.
Refer to **ki.com/fabrics**

Ⓒ Select power option.
- **NP** - No power
- **WP** - With power

Ⓓ Select power type.
- **DCP** - Byrne Interlink®IQ System w/Mini-Tap® module OR jumper
- **RPT** - Mini-Tap® power module w/3-prong plug; add $304

Ⓔ Select Mini-Tap® module w/3-prong plug location.
- **LRFP** - Left Rear Facing Power
- **RFFP** - Right Front Facing Power
- **RRFP** - Right Rear Facing Power

Ⓕ Select Byrne Interlink®IQ System type.
- **DCJ** - Byrne Interlink®IQ System jumper only; add $120
- **DSMOD** - Byrne Interlink®IQ System w/Mini-Tap® module

Ⓖ Select Byrne Interlink®IQ System w/Mini-Tap® module quantity.
- **MOD1** - One Module; add $392
- **MOD2** - Two Modules; add $783
- **MOD3** - Three Modules; add $1175

Ⓗ Select Byrne Interlink®IQ System w/Mini-Tap® module location(s).
- **LRFP** - Left Rear Facing Power
- **RFFP** - Right Front Facing Power
- **RRFP** - Right Rear Facing Power
- **LRRF** - Left Rear, Right Front Facing Power
- **LRRR** - Left Rear, Right Rear Facing Power
- **RRRF** - Right Rear, Right Front Facing Power
- **RFLRRR** - Right Front, Left Rear, Right Rear Facing Power

Ⓘ Select power module color.
- **MPB** - Black power module
- **MPS** - Silver power module
- **MPW** - White power module

Ⓙ Select wood feet finish.
Refer to the **Product Color Options** page in this price list.

Ⓚ Select brushed aluminum feet finish.
Refer to the **Product Color Options** page in this price list.

Ⓛ Select moisture barrier.
- **MB** - Moisture barrier
- **NMB** - No moisture barrier

See pricing column for moisture barrier upcharge.

Compliance to TB133 Fire Safety Code
For California Technical Bulletin 133 compliant models, a Product Modification Request is required. Contact Customer Service for details.

Model
MECH48L $536
MECH48R $536
MCNH48L $437
MCNH48R $437

INFORMATION
The removable seat design of MyPlace™ High-Back units allows for ease of installation and clean out, as well as inspection of electrical components. MyPlace™ High-Back offers power modules with a 3-prong plug (ETL Listed) or Byrne Interlink® IQ electrical system (an ETL Listed Furniture Power Distribution Unit, electrical system.) Because the system is ETL Listed, MyPlace™ Lounge has not been listed.
All 48" high-back models can be used as free-standing units or can be ganged to other 48" high-back or 60" high-back models. Gangers are included for traditional lineal ganging with 48" high-back models, however, please note installing concealed gangers on 48" high-back models will permanently alter upholstery. Please see Installation Guide for further information related to ganging.

SPECIAL SERVICES
Special Carton Marking

With specially marked information N/C

Shipping
Ships **assembled, FOB High Point, NC 27263, freight prepaid.** Freight class 250.

Specifications and prices are subject to change without prior notice.

MyPlace™
48" High-Back Lounge Seating

MyPlace™
48" High-Back Lounge Seating

concealed glides shown

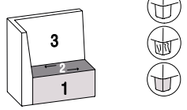

MEC48

Extended Corner LEFT with 48" High-Back - Contrast

- 1 = Base (Contrast 1) C.O.M. = 2 yd
- 2 = Seat (Contrast 2) C.O.M. = .75 yd
- 3 = Back (Contrast 3) C.O.M. = 5 yd
- Gangers included to gang to other High-Back models.
- Ganging to backless units or High-Back back to side ganging (specify kit separately)
- Does not gang with 32" Low-Back units
- Cannot be retroffited to 60" model
- Power cannot be specified on front of unit on closed-end side. Three available power locations.
- All base models have foot leveling capacity
- Removable seat design, debris clean-out location, and painted wood base to protect against liquids.

Overall Dimensions:
- W=48" D=26" H=48"

Seat Dimensions:
- D=18.5" H=18"
- Price is based off of highest grade base or back fabric. Exclude seat fabric when selecting highest grade contrasting fabric.

	MODEL NUMBER															Approx. Packaged Weight	Grade C.O.M.	Grade C	Grade D	Grade E & C.O.L.	Grade F	Grade G	Grade H	Grade I	Grade J	Grade K	Grade L Leather	Grade M Leather	Moisture Barrier add to list price
Features	Basic Model	Non-Cont or Fabric Cont 1	Fab Con 2	Fab Con 3	Pwr Opt	Pwr Type	MT Pwr Loc	IQ Pwr Type	IQ Mod Qty	IQ Pwr Loc	Power Color	Wood Feet Finish	Alum-inum Feet Finish	Moist Barr															
Concealed Glides	MECH48L/CGL/FC	□□	□□	□□	□□	□□	□□	□□	□□	□□	□□			□□		170.0#	$ 3173	$ 3525	$ 3618	$ 3730	$ 3805	$ 3954	$ 4103	$ 4313	$ 4661	$ 5033	$ 5406	$ 6149	$ 268
Poly Feet	MECH48L/PFT/FC	□□	□□	□□	□□	□□	□□	□□	□□	□□	□□			□□		170.0#	3173	3525	3618	3730	3805	3954	4103	4313	4661	5033	5406	6149	268
Wood Feet	MECH48L/WFT/FC	□□	□□	□□	□□	□□	□□	□□	□□	□□	□□	□□		□□		170.0#	3297	3649	3743	3854	3930	4078	4227	4437	4786	5157	5530	6273	268
Aluminum Feet	MECH48L/AFT/FC	□□	□□	□□	□□	□□	□□	□□	□□	□□	□□		□□	□□		170.0#	3297	3649	3743	3854	3930	4078	4227	4437	4786	5157	5530	6273	268
		Ⓐ	Ⓑ	Ⓒ	Ⓓ	Ⓔ	Ⓕ	Ⓖ	Ⓗ	Ⓘ	Ⓙ	Ⓚ	Ⓛ	Ⓜ	Ⓝ														

HOW TO ORDER

Indicate the following information on order form:
1. Quantity of each item.
2. Model number, including options. See "How To Build a Model Number".
3. Any special service required.

Note: • The □ indicates that a choice is required.
- The absence of the □ indicates that no choice is required.
- Alpha-numeric characters in place of □ indicate that no other alternatives are available.

HOW TO BUILD A MODEL NUMBER

Ⓐ Select basic model.

Ⓑ Select non-contrast or fabric contrast 1.
Refer to **ki.com/fabrics**

Ⓒ Select fabric contrast 2.
Refer to **ki.com/fabrics**

Ⓓ Select fabric contrast 3.
Refer to **ki.com/fabrics**

Ⓔ Select power option.
- **NP** - No power
- **WP** - With power

Ⓕ Select power type.
- **DCP** - Byrne Interlink®IQ System w/Mini-Tap® module OR jumper
- **RPT** - Mini-Tap® power module w/3-prong plug; add $304

Ⓖ Select Mini-Tap® module w/3-prong plug location.
- **LRFP** - Left Rear Facing Power
- **RFFP** - Right Front Facing Power
- **RRFP** - Right Rear Facing Power

Ⓗ Select Byrne Interlink®IQ System type.
- **DCJ** - Byrne Interlink®IQ System jumper only; add $120
- **DSMOD** - Byrne Interlink®IQ System w/Mini-Tap® module

Ⓘ Select Byrne Interlink®IQ System w/Mini-Tap® module quantity.
- **MOD1** - One Module; add $392
- **MOD2** - Two Modules; add $783
- **MOD3** - Three Modules; add $1175

Ⓙ Select Byrne Interlink®IQ System w/Mini-Tap® module location(s).
- **LRFP** - Left Rear Facing Power
- **RFFP** - Right Front Facing Power
- **RRFP** - Right Rear Facing Power
- **LRRF** - Left Rear, Right Front Facing Power
- **LRRR** - Left Rear, Right Rear Facing Power
- **RRRF** - Right Rear, Right Front Facing Power
- **RFLRRR** - Right Front, Left Rear, Right Rear Facing Power

Ⓚ Select power module color.
- **MPB** - Black power module
- **MPS** - Silver power module
- **MPW** - White power module

Ⓛ Select wood feet finish.
Refer to the **Product Color Options** page in this price list.

Ⓜ Select brushed aluminum feet finish.
Refer to the **Product Color Options** page in this price list.

Ⓝ Select moisture barrier.
- **MB** - Moisture barrier
- **NMB** - No moisture barrier

See pricing column for moisture barrier upcharge.

Compliance to TB133 Fire Safety Code
For California Technical Bulletin 133 compliant models, a Product Modification Request is required. Contact Customer Service for details.

Model
MECH48L $536
MECH48R $536
MCNH48L $437
MCNH48R $437

INFORMATION
The removable seat design of MyPlace™ High-Back units allows for ease of installation and clean out, as well as inspection of electrical components. MyPlace™ High-Back offers power modules with a 3-prong plug (ETL Listed) or Byrne Interlink® IQ electrical system (an ETL Listed Furniture Power Distribution Unit, electrical system.) Because the system is ETL Listed, MyPlace™ Lounge has not been listed.
All 48" high-back models can be used as free-standing units or can be ganged to other 48" high-back or 60" high-back models. Gangers are included for traditional lineal ganging with 48" high-back models, however, please note installing concealed gangers on 48" high-back models will permanently alter upholstery. Please see Installation Guide for further information related to ganging.

SPECIAL SERVICES
Special Carton Marking

With specially marked information N/C

Shipping
Ships **assembled, FOB High Point, NC 27263, freight prepaid.** Freight class 250.

Specifications and prices are subject to change without prior notice.

MyPlace™
48" High-Back Lounge Seating

MyPlace™
48" High-Back Lounge Seating

concealed glides shown

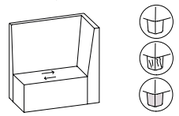

MEC48

Extended Corner RIGHT with 48" High-Back - Non-contrast

- Non-contrast C.O.M = 6.5 yds
- Gangers included to gang to other High-Back models.
- Ganging to backless units or High-Back back to side ganging (specify kit separately)
- Does not gang with 32" Low-Back units
- Cannot be retroffited to 60" model
- Power cannot be specified on front of unit on closed-end side. Three available power locations.
- All base models have foot leveling capacity
- Removable seat design, debris clean-out location, and painted wood base to protect against liquids.

Overall Dimensions:
- W=48" D=26" H=48"

Seat Dimensions:
- D=18.5" H=18"

	Features	MODEL NUMBER Basic Model	Non-Contor Fabric Cont 1 (A)	Pwr Opt (B)	Pwr Type (C)	MT Pwr Loc (D)	IQ Pwr Type (E)	IQ Mod Qty (F)	IQ Pwr Loc (G)	Power Color (H)	Wd Feet Fin (I)	Alum Feet Fin (J)	Moist Barr (K)	Approx. Packaged Weight	Grade C.O.M.	Grade C	Grade D	Grade E & C.O.L.	Grade F	Grade G	Grade H	Grade I	Grade J	Grade K	Grade L Leather	Grade M Leather	Moisture Barrier add to list price
	Concealed Glides	MECH48R/CGL/NC	□□	□□	□□	□□	□□	□□	□□	□□			□□	170.0#	$ 3117	$ 3407	$ 3484	$ 3577	$ 3638	$ 3760	$ 3883	$ 4057	$ 4343	$ 4650	$ 4956	$ 5571	$ 268
	Poly Feet	MECH48R/PFT/NC	□□	□□	□□	□□	□□	□□	□□	□□			□□	170.0#	3117	3407	3484	3577	3638	3760	3883	4057	4343	4650	4956	5571	268
	Wood Feet	MECH48R/WFT/NC	□□	□□	□□	□□	□□	□□	□□	□□	□□		□□	170.0#	3239	3529	3606	3699	3760	3882	4005	4179	4465	4772	5078	5693	268
	Aluminum Feet	MECH48R/AFT/NC	□□	□□	□□	□□	□□	□□	□□	□□		□□	□□	170.0#	3239	3529	3606	3699	3760	3882	4005	4179	4465	4772	5078	5693	268

HOW TO ORDER

Indicate the following information on order form:
1. Quantity of each item.
2. Model number, including options. See "How To Build a Model Number".
3. Any special service required.

Note: • The □ indicates that a choice is required.
- The absence of the □ indicates that no choice is required.
- Alpha-numeric characters in place of □ indicate that no other alternatives are available.

HOW TO BUILD A MODEL NUMBER

A Select basic model.

B Select non-contrast or fabric contrast 1.
Refer to **ki.com/fabrics**

C Select power option.

NP	- No power
WP	- With power

D Select power type.

DCP	- Byrne Interlink®IQ System w/Mini-Tap® module OR jumper
RPT	- Mini-Tap® power module w/3-prong plug; add $304

E Select Mini-Tap® module w/3-prong plug location.

LFFP	- Left Front Facing Power
LRFP	- Left Rear Facing Power
RRFP	- Right Rear Facing Power

F Select Byrne Interlink®IQ System type.

DCJ	- Byrne Interlink®IQ System jumper only; add $120
DSMOD	- Byrne Interlink®IQ System w/Mini-Tap® module

G Select Byrne Interlink®IQ System w/Mini-Tap® module quantity.

MOD1	- One Module; add $392
MOD2	- Two Modules; add $783
MOD3	- Three Modules; add $1175

H Select Byrne Interlink®IQ System w/Mini-Tap® module location(s).

LFFP	- Left Front Facing Power
LRFP	- Left Rear Facing Power
RRFP	- Right Rear Facing Power
LFLR	- Left Front, Left Rear Facing Power
LFRR	- Left Front, Right Rear Facing Power
LRRR	- Left Rear, Right Rear Facing Power
LFLRRR	- Left Front, Left Rear, Right Rear Facing Power

I Select power module color.

MPB	- Black power module
MPS	- Silver power module
MPW	- White power module

J Select wood feet finish.
Refer to the **Product Color Options** page in this price list.

K Select brushed aluminum feet finish.
Refer to the **Product Color Options** page in this price list.

L Select moisture barrier.

MB	- Moisture barrier
NMB	- No moisture barrier

See pricing column for moisture barrier upcharge.

Compliance to TB133 Fire Safety Code
For California Technical Bulletin 133 compliant models, a Product Modification Request is required. Contact Customer Service for details.

Model
MECH48L $536
MECH48R $536
MCNH48L $437
MCNH48R $437

INFORMATION
The removable seat design of MyPlace™ High-Back units allows for ease of installation and clean out, as well as inspection of electrical components. MyPlace™ High-Back offers power modules with a 3-prong plug (ETL Listed) or Byrne Interlink® IQ electrical system (an ETL Listed Furniture Power Distribution Unit, electrical system.) Because the system is ETL Listed, MyPlace™ Lounge has not been listed.
All 48" high-back models can be used as free-standing units or can be ganged to other 48" high-back or 60" high-back models. Gangers are included for traditional lineal ganging with 48" high-back models, however, please note installing concealed gangers on 48" high-back models will permanently alter upholstery. Please see Installation Guide for further information related to ganging.

SPECIAL SERVICES
Special Carton Marking

With specially marked information N/C

Shipping
Ships **assembled, FOB High Point, NC 27263, freight prepaid.** Freight class 250.

Specifications and prices are subject to change without prior notice.

MyPlace™
48" High-Back Lounge Seating

MyPlace™
48" High-Back Lounge Seating

concealed glides shown

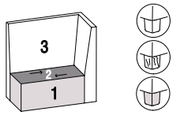

MEC48

Extended Corner RIGHT with 48" High-Back - Contrast

- 1 = Base (Contrast 1) C.O.M. = 2 yd
- 2 = Seat (Contrast 2) C.O.M. = .75 yd
- 3 = Back (Contrast 3) C.O.M. = 5 yd
- Gangers included to gang to other High-Back models.
- Ganging to backless units or High-Back back to side ganging (specify kit separately)
- Does not gang with 32" Low-Back units
- Cannot be retroffited to 60" model
- Power cannot be specified on front of unit on closed-end side. Three available power locations.
- All base models have foot leveling capacity
- Removable seat design, debris clean-out location, and painted wood base to protect against liquids.

Overall Dimensions:
- W=48" D=26" H=48"

Seat Dimensions:
- D=18.5" H=18"
- Price is based off of highest grade base or back fabric. Exclude seat fabric when selecting highest grade contrasting fabric.

	MODEL NUMBER													
Features	Basic Model	Non-Cont or Fabric Cont 1	Fab Con 2	Fab Con 3	Pwr Opt	Pwr Type	MT Pwr Loc	IQ Pwr Type	IQ Mod Qty	IQ Pwr Loc	Power Color	Wd Feet Fin	Alum Feet Fin	Moist Barr
		Ⓐ	Ⓑ	Ⓒ	Ⓓ	Ⓔ	Ⓕ	Ⓖ	Ⓗ	Ⓘ	Ⓙ	Ⓚ	Ⓛ	Ⓜ	Ⓝ
Concealed Glides	MECH48R/CGL/FC	□□	□□	□□	□□	□□	□□	□□	□□	□□	□□			□□
Poly Feet	MECH48R/PFT/FC	□□	□□	□□	□□	□□	□□	□□	□□	□□	□□			□□
Wood Feet	MECH48R/WFT/FC	□□	□□	□□	□□	□□	□□	□□	□□	□□	□□	□□		□□
Aluminum Feet	MECH48R/AFT/FC	□□	□□	□□	□□	□□	□□	□□	□□	□□	□□		□□	□□

Approx. Packaged Weight	Grade C.O.M.	Grade C	Grade D	Grade E & C.O.L.	Grade F	Grade G	Grade H	Grade I	Grade J	Grade K	Grade L Leather	Grade M Leather	Moisture Barrier add to list price
170.0#	$ 3173	$ 3525	$ 3618	$ 3730	$ 3805	$ 3954	$ 4103	$ 4313	$ 4661	$ 5033	$ 5406	$ 6149	$ 268
170.0#	3173	3525	3618	3730	3805	3954	4103	4313	4661	5033	5406	6149	268
170.0#	3297	3649	3743	3854	3930	4078	4227	4437	4786	5157	5530	6273	268
170.0#	3297	3649	3743	3854	3930	4078	4227	4437	4786	5157	5530	6273	268

HOW TO ORDER

Indicate the following information on order form:
1. Quantity of each item.
2. Model number, including options. See "How To Build a Model Number".
3. Any special service required.

Note: • The □ indicates that a choice is required.
- The absence of the □ indicates that no choice is required.
- Alpha-numeric characters in place of □ indicate that no other alternatives are available.

HOW TO BUILD A MODEL NUMBER

Ⓐ Select basic model.

Ⓑ Select non-contrast or fabric contrast 1.
Refer to **ki.com/fabrics**

Ⓒ Select fabric contrast 2.
Refer to **ki.com/fabrics**

Ⓓ Select fabric contrast 3.
Refer to **ki.com/fabrics**

Ⓔ Select power option.
- **NP** - No power
- **WP** - With power

Ⓕ Select power type.
- **DCP** - Byrne Interlink®IQ System w/Mini-Tap® module OR jumper
- **RPT** - Mini-Tap® power module w/3-prong plug; add $304

Ⓖ Select Mini-Tap® module w/3-prong plug location.
- **LFFP** - Left Front Facing Power
- **LRFP** - Left Rear Facing Power
- **RRFP** - Right Rear Facing Power

Ⓗ Select Byrne Interlink®IQ System type.
- **DCJ** - Byrne Interlink®IQ System jumper only; add $120
- **DSMOD** - Byrne Interlink®IQ System w/Mini-Tap® module

Ⓘ Select Byrne Interlink®IQ System w/Mini-Tap® module location(s).
- **MOD1** - One Module; add $392
- **MOD2** - Two Modules; add $783
- **MOD3** - Three Modules; add $1175

Ⓙ Select Byrne Interlink®IQ System w/Mini-Tap® module location(s).
- **LFFP** - Left Front Facing Power
- **LRFP** - Left Rear Facing Power
- **RRFP** - Right Rear Facing Power
- **LFLR** - Left Front, Left Rear Facing Power
- **LFRR** - Left Front, Right Rear Facing Power
- **LRRR** - Left Rear, Right Rear Facing Power
- **LFLRRR** - Left Front, Left Rear, Right Rear Facing Power

Ⓚ Select power module color.
- **MPB** - Black power module
- **MPS** - Silver power module
- **MPW** - White power module

Ⓛ Select wood feet finish.
Refer to the **Product Color Options** page in this price list.

Ⓜ Select brushed aluminum feet finish.
Refer to the **Product Color Options** page in this price list.

Ⓝ Select moisture barrier.
- **MB** - Moisture barrier
- **NMB** - No moisture barrier

See pricing column for moisture barrier upcharge.

Compliance to TB133 Fire Safety Code
For California Technical Bulletin 133 compliant models, a Product Modification Request is required. Contact Customer Service for details.

Model
MECH48L $536
MECH48R $536
MCNH48L $437
MCNH48R $437

INFORMATION
The removable seat design of MyPlace™ High-Back units allows for ease of installation and clean out, as well as inspection of electrical components. MyPlace™ High-Back offers power modules with a 3-prong plug (ETL Listed) or Byrne Interlink® IQ electrical system (an ETL Listed Furniture Power Distribution Unit, electrical system.) Because the system is ETL Listed, MyPlace™ Lounge has not been listed.
All 48" high-back models can be used as free-standing units or can be ganged to other 48" high-back or 60" high-back models. Gangers are included for traditional lineal ganging with 48" high-back models, however, please note installing concealed gangers on 48" high-back models will permanently alter upholstery. Please see Installation Guide for further information related to ganging.

SPECIAL SERVICES

Special Carton Marking
With specially marked information N/C

Shipping
Ships **assembled, FOB High Point, NC 27263, freight prepaid.** Freight class 250.

Specifications and prices are subject to change without prior notice.

MyPlace™
48" High-Back Lounge Seating

MyPlace™
48" High-Back Lounge Seating

concealed glides shown

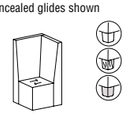

MCN48

MODEL	Features	MODEL NUMBER Basic Model Ⓐ	Non-Contrast or Fabric Contrast 1 Ⓑ	Power Option Ⓒ	Wood Feet Finish Ⓓ	Alum-inum Feet Finish Ⓔ	Moisture Barrier Ⓕ	Approx. Packaged Weight	Grade C.O.M.	Grade C	Grade D	Grade E & C.O.L.	Grade F	Grade G	Grade H	Grade I	Grade J	Grade K	Grade L Leather	Grade M Leather	Moisture Barrier add to list price
Corner LEFT with 48" High-Back - Non-contrast • Non-contrast C.O.M = 4.75 yds • Gangers included to gang to other High-Back models. • Ganging to backless units or High-Back back to side ganging (specify kit separately) • Does not gang with 32" Low-Back units • Cannot be retroffited to 60" model • No Mini-Tap® power options • Byrne Interlink®IQ power only available as a pass-through jumper • All base models have foot leveling capacity • Removable seat design, debris clean-out location, and painted wood base to protect against liquids. • Overall Dimensions: • W=26" D=26" H=48" Seat Dimensions: • D=18.5" H=18"	Concealed Glides	MCNH48L/CGL/NC	□□□□□	□□□			□□□	125.0#	$ 2522	$ 2735	$ 2791	$ 2858	$ 2903	$ 2993	$ 3082	$ 3210	$ 3418	$ 3643	$ 3866	$ 4314	$ 241
	Poly Feet	MCNH48L/PFT/NC	□□□□□	□□□			□□□	125.0#	2522	2735	2791	2858	2903	2993	3082	3210	3418	3643	3866	4314	241
	Wood Feet	MCNH48L/WFT/NC	□□□□□	□□□	□□		□□□	125.0#	2644	2857	2913	2980	3025	3115	3204	3332	3540	3765	3988	4436	241
	Aluminum Feet	MCNH48L/AFT/NC	□□□□□	□□□		□□	□□□	125.0#	2644	2857	2913	2980	3025	3115	3204	3332	3540	3765	3988	4436	241

HOW TO ORDER

Indicate the following information on order form:
1. Quantity of each item.
2. Model number, including options. See "How To Build a Model Number".
3. Any special service required.

Note: • The □ indicates that a choice is required.
- The absence of the □ indicates that no choice is required.
- Alpha-numeric characters in place of □ indicate that no other alternatives are available.

HOW TO BUILD A MODEL NUMBER

Ⓐ Select basic model.

Ⓑ Select non-contrast or fabric contrast 1.
Refer to **ki.com/fabrics**

Ⓒ Select power option.

DCJ	- Byrne Interlink®IQ System jumper only; add $120
NP	- No power

Ⓓ Select wood feet finish.
Refer to the **Product Color Options** page in this price list.

Ⓔ Select brushed aluminum feet finish.
Refer to the **Product Color Options** page in this price list.

Ⓕ Select moisture barrier.

MB	- Moisture barrier
NMB	- No moisture barrier

See pricing column for moisture barrier upcharge.

Compliance to TB133 Fire Safety Code
For California Technical Bulletin 133 compliant models, a Product Modification Request is required. Contact Customer Service for details.

Model
MECH48L $536
MECH48R $536
MCNH48L $437
MCNH48R $437

INFORMATION
The removable seat design of MyPlace™ High-Back units allows for ease of installation and clean out, as well as inspection of electrical components. MyPlace™ High-Back offers power modules with a 3-prong plug (ETL Listed) or Byrne Interlink® IQ electrical system (an ETL Listed Furniture Power Distribution Unit, electrical system.) Because the system is ETL Listed, MyPlace™ Lounge has not been listed.
All 48" high-back models can be used as free-standing units or can be ganged to other 48" high-back or 60" high-back models. Gangers are included for traditional lineal ganging with 48" high-back models, however, please note installing concealed gangers on 48" high-back models will permanently alter upholstery. Please see Installation Guide for further information related to ganging.

SPECIAL SERVICES

Special Carton Marking

With specially marked information	N/C

Shipping
Ships **assembled, FOB High Point, NC 27263, freight prepaid.** Freight class 250.

Specifications and prices are subject to change without prior notice.

MyPlace™
48" High-Back Lounge Seating

MyPlace™
48" High-Back Lounge Seating

concealed glides shown

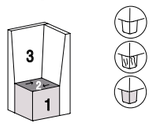

MCN48

Corner LEFT with 48" High-Back - Contrast

- 1 = Base (Contrast 1) C.O.M. = 1.5 yd
- 2 = Seat (Contrast 2) C.O.M. = .75 yd
- 3 = Back (Contrast 3) C.O.M. = 3.75 yd
- Gangers included to gang to other High-Back models.
- Ganging to backless units or High-Back back to side ganging (specify kit separately)
- Does not gang with 32" Low-Back units
- Cannot be retroffited to 60" model
- No Mini-Tap® power options
- Byrne Interlink®IQ power only available as a pass-through jumper
- All base models have foot leveling capacity
- Removable seat design, debris clean-out location, and painted wood base to protect against liquids.
- Overall Dimensions:
- W=26" D=26" H=48"

Seat Dimensions:

- D=18.5" H=18"
- Price is based off of highest grade base or back fabric. Exclude seat fabric when selecting highest grade contrasting fabric.

	MODEL NUMBER																						
Features	Basic Model	Non-Contrast or Fabric Contrast 1	Fabric Contrast 2	Fabric Contrast 3	Power Option	Wood Feet Finish	Alum-inum Feet Finish	Moisture Barrier	Approx. Packaged Weight	Grade C.O.M.	Grade C	Grade D	Grade E & C.O.L.	Grade F	Grade G	Grade H	Grade I	Grade J	Grade K	Grade L Leather	Grade M Leather	Moisture Barrier add to list price
Concealed Glides	MCNH48L/CGL/FC	□□□	□□□	□□□	□□□	□□□			□□□	125.0#	$ 2567	$ 2841	$ 4031	$ 2999	$ 3056	$ 3173	$ 3287	$ 3451	$ 3719	$ 4007	$ 4296	$ 4872	$ 241
Poly Feet	MCNH48L/PFT/FC	□□□	□□□	□□□	□□□	□□□			□□□	125.0#	2567	2841	4031	2999	3056	3173	3287	3451	3719	4007	4296	4872	241
Wood Feet	MCNH48L/WFT/FC	□□□	□□□	□□□	□□□	□□			□□□	125.0#	2692	2965	3037	3124	3181	3297	3411	3575	3843	4131	4420	4997	241
Aluminum Feet	MCNH48L/AFT/FC	□□□	□□□	□□□	□□□		□□	□□□	125.0#	2692	2965	3037	3124	3181	3297	3411	3575	3843	4131	4420	4997	241

A B C D E F G H

HOW TO ORDER

Indicate the following information on order form:
1. Quantity of each item.
2. Model number, including options. See "How To Build a Model Number".
3. Any special service required.

Note: • The □ indicates that a choice is required.
- The absence of the □ indicates that no choice is required.
- Alpha-numeric characters in place of □ indicate that no other alternatives are available.

HOW TO BUILD A MODEL NUMBER

A Select basic model.

B Select non-contrast or fabric contrast 1.
Refer to **ki.com/fabrics**

C Select fabric contrast 2.
Refer to **ki.com/fabrics**

D Select fabric contrast 3.
Refer to **ki.com/fabrics**

E Select power option.

DCJ	- Byrne Interlink®IQ System jumper only; add $120
NP	- No power

F Select wood feet finish.
Refer to the **Product Color Options** page in this price list.

G Select brushed aluminum feet finish.
Refer to the **Product Color Options** page in this price list.

H Select moisture barrier.

MB	- Moisture barrier
NMB	- No moisture barrier

See pricing column for moisture barrier upcharge.

Compliance to TB133 Fire Safety Code

For California Technical Bulletin 133 compliant models, a Product Modification Request is required. Contact Customer Service for details.

Model
MECH48L $536
MECH48R $536
MCNH48L $437
MCNH48R $437

INFORMATION

The removable seat design of MyPlace™ High-Back units allows for ease of installation and clean out, as well as inspection of electrical components. MyPlace™ High-Back offers power modules with a 3-prong plug (ETL Listed) or Byrne Interlink® IQ electrical system (an ETL Listed Furniture Power Distribution Unit, electrical system.) Because the system is ETL Listed, MyPlace™ Lounge has not been listed.
All 48" high-back models can be used as free-standing units or can be ganged to other 48" high-back or 60" high-back models. Gangers are included for traditional lineal ganging with 48" high-back models, however, please note installing concealed gangers on 48" high-back models will permanently alter upholstery. Please see Installation Guide for further information related to ganging.

SPECIAL SERVICES

Special Carton Marking

With specially marked information N/C

Shipping

Ships **assembled, FOB High Point, NC 27263, freight prepaid.** Freight class 250.

Specifications and prices are subject to change without prior notice.

MyPlace™
48" High-Back Lounge Seating

MyPlace™
48" High-Back Lounge Seating

concealed glides shown

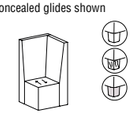

MCN48

MODEL	Features	MODEL NUMBER Basic Model Ⓐ	Non-Contrast or Fabric Contrast 1 Ⓑ	Power Option Ⓒ	Wood Feet Finish Ⓓ	Alum-inum Feet Finish Ⓔ	Moisture Barrier Ⓕ	Approx. Packaged Weight	Grade C.O.M.	Grade C	Grade D	Grade E & C.O.L.	Grade F	Grade G	Grade H	Grade I	Grade J	Grade K	Grade L Leather	Grade M Leather	Moisture Barrier add to list price
Corner RIGHT with 48" High-Back - Non-contrast • Non-contrast C.O.M = 4.75 yds • Gangers included to gang to other High-Back models. • Ganging to backless units or High-Back back to side ganging (specify kit separately) • Does not gang with 32" Low-Back units • Cannot be retroffited to 60" model • No Mini-Tap® power options • Byrne Interlink®IQ power only available as a pass-through jumper • All base models have foot leveling capacity • Removable seat design, debris clean-out location, and painted wood base to protect against liquids. • Overall Dimensions: • W=26" D=26" H=48" Seat Dimensions: • D=18.5" H=18"	Concealed Glides	MCNH48R/CGL/NC	□□□	□□□			□□□	125.0#	$ 2522	$ 2735	$ 2791	$ 2858	$ 2903	$ 2993	$ 3082	$ 3210	$ 3418	$ 3643	$ 3866	$ 4314	$ 241
	Poly Feet	MCNH48R/PFT/NC	□□□	□□□			□□□	125.0#	2522	2735	2791	2858	2903	2993	3082	3210	3418	3643	3866	4314	241
	Wood Feet	MCNH48R/WFT/NC	□□□	□□□	□□		□□□	125.0#	2644	2857	2913	2980	3025	3115	3204	3332	3540	3765	3988	4436	241
	Aluminum Feet	MCNH48R/AFT/NC	□□□	□□□		□□	□□□	125.0#	2644	2857	2913	2980	3025	3115	3204	3332	3540	3765	3988	4436	241

HOW TO ORDER

Indicate the following information on order form:
1. Quantity of each item.
2. Model number, including options. See "How To Build a Model Number".
3. Any special service required.

Note: • The □ indicates that a choice is required.
- The absence of the □ indicates that no choice is required.
- Alpha-numeric characters in place of □ indicate that no other alternatives are available.

HOW TO BUILD A MODEL NUMBER

Ⓐ Select basic model.

Ⓑ Select non-contrast or fabric contrast 1.
Refer to **ki.com/fabrics**

Ⓒ Select power option.

DCJ	- Byrne Interlink®IQ System jumper only; add $120
NP	- No power

Ⓓ Select wood feet finish.
Refer to the **Product Color Options** page in this price list.

Ⓔ Select brushed aluminum feet finish.
Refer to the **Product Color Options** page in this price list.

Ⓕ Select moisture barrier.

MB	- Moisture barrier
NMB	- No moisture barrier

See pricing column for moisture barrier upcharge.

Compliance to TB133 Fire Safety Code
For California Technical Bulletin 133 compliant models, a Product Modification Request is required. Contact Customer Service for details.

Model
MECH48L $536
MECH48R $536
MCNH48L $437
MCNH48R $437

INFORMATION
The removable seat design of MyPlace™ High-Back units allows for ease of installation and clean out, as well as inspection of electrical components. MyPlace™ High-Back offers power modules with a 3-prong plug (ETL Listed) or Byrne Interlink® IQ electrical system (an ETL Listed Furniture Power Distribution Unit, electrical system.) Because the system is ETL Listed, MyPlace™ Lounge has not been listed.
All 48" high-back models can be used as free-standing units or can be ganged to other 48" high-back or 60" high-back models. Gangers are included for traditional lineal ganging with 48" high-back models, however, please note installing concealed gangers on 48" high-back models will permanently alter upholstery. Please see Installation Guide for further information related to ganging.

SPECIAL SERVICES

Special Carton Marking
With specially marked information N/C

Shipping
Ships **assembled, FOB High Point, NC 27263, freight prepaid.** Freight class 250.

Specifications and prices are subject to change without prior notice.

MyPlace™
48" High-Back Lounge Seating

MyPlace™
48" High-Back Lounge Seating

concealed glides shown

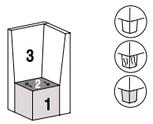

MCN48

Corner RIGHT with 48" High-Back - Contrast

- 1 = Base (Contrast 1) C.O.M. = 1.5 yd
- 2 = Seat (Contrast 2) C.O.M. = .75 yd
- 3 = Back (Contrast 3) C.O.M. = 3.75 yd
- Gangers included to gang to other High-Back models.
- Ganging to backless units or High-Back back to side ganging (specify kit separately)
- Does not gang with 32" Low-Back units
- Cannot be retroffited to 60" model
- No Mini-Tap® power options
- Byrne Interlink®IQ power only available as a pass-through jumper
- All base models have foot leveling capacity
- Removable seat design, debris clean-out location, and painted wood base to protect against liquids.
- Overall Dimensions:
- W=26" D=26" H=48"

Seat Dimensions:
- D=18.5" H=18"
- Price is based off of highest grade base or back fabric. Exclude seat fabric when selecting highest grade contrasting fabric.

	MODEL NUMBER																								
Features	Basic Model	Non-Contrast or Fabric Contrast 1 Ⓑ	Fabric Contrast 2 Ⓒ	Fabric Contrast 3 Ⓓ	Power Option Ⓔ	Wood Feet Finish Ⓕ	Alum-inum Feet Finish Ⓖ	Moisture Barrier Ⓗ	Approx. Packaged Weight	Grade C.O.M.	Grade C	Grade D	Grade E & C.O.L.	Grade F	Grade G	Grade H	Grade I	Grade J	Grade K	Grade L Leather	Grade M Leather	Moisture Barrier add to list price
Concealed Glides	MCNH48R/CGL/FC	□□□	□□□	□□□	□□□			□□□	125.0#	$ 2567	$ 2841	$ 4031	$ 2999	$ 3056	$ 3173	$ 3287	$ 3451	$ 3719	$ 4007	$ 4296	$ 4872	$ 241
Poly Feet	MCNH48R/PFT/FC	□□□	□□□	□□□	□□□			□□□	125.0#	2567	2841	4031	2999	3056	3173	3287	3451	3719	4007	4296	4872	241
Wood Feet	MCNH48R/WFT/FC	□□□	□□□	□□□	□□□	□□		□□□	125.0#	2692	2965	3037	3124	3181	3297	3411	3575	3843	4131	4420	4997	241
Aluminum Feet	MCNH48R/AFT/FC	□□□	□□□	□□□	□□□		□□	□□□	125.0#	2692	2965	3037	3124	3181	3297	3411	3575	3843	4131	4420	4997	241

Ⓐ Ⓑ Ⓒ Ⓓ Ⓔ Ⓕ Ⓖ Ⓗ

HOW TO ORDER

Indicate the following information on order form:
1. Quantity of each item.
2. Model number, including options. See "How To Build a Model Number".
3. Any special service required.

Note: • The □ indicates that a choice is required.
- The absence of the □ indicates that no choice is required.
- Alpha-numeric characters in place of □ indicate that no other alternatives are available.

HOW TO BUILD A MODEL NUMBER

Ⓐ Select basic model.

Ⓑ Select non-contrast or fabric contrast 1.
Refer to **ki.com/fabrics**

Ⓒ Select fabric contrast 2.
Refer to **ki.com/fabrics**

Ⓓ Select fabric contrast 3.
Refer to **ki.com/fabrics**

Ⓔ Select power option.

DCJ	- Byrne Interlink®IQ System jumper only; add $120
NP	- No power

Ⓕ Select wood feet finish.
Refer to the **Product Color Options** page in this price list.

Ⓖ Select brushed aluminum feet finish.
Refer to the **Product Color Options** page in this price list.

Ⓗ Select moisture barrier.

MB	- Moisture barrier
NMB	- No moisture barrier

See pricing column for moisture barrier upcharge.

Compliance to TB133 Fire Safety Code

For California Technical Bulletin 133 compliant models, a Product Modification Request is required. Contact Customer Service for details.

Model
MECH48L $536
MECH48R $536
MCNH48L $437
MCNH48R $437

INFORMATION

The removable seat design of MyPlace™ High-Back units allows for ease of installation and clean out, as well as inspection of electrical components. MyPlace™ High-Back offers power modules with a 3-prong plug (ETL Listed) or Byrne Interlink® IQ electrical system (an ETL Listed Furniture Power Distribution Unit, electrical system.) Because the system is ETL Listed, MyPlace™ Lounge has not been listed.
All 48" high-back models can be used as free-standing units or can be ganged to other 48" high-back or 60" high-back models. Gangers are included for traditional lineal ganging with 48" high-back models, however, please note installing concealed gangers on 48" high-back models will permanently alter upholstery. Please see Installation Guide for further information related to ganging.

SPECIAL SERVICES

Special Carton Marking

With specially marked information	N/C

Shipping

Ships **assembled, FOB High Point, NC 27263, freight prepaid.** Freight class 250.

Specifications and prices are subject to change without prior notice.

MyPlace™
48" High-Back Lounge Seating

MyPlace™
48" High-Back Lounge Seating

concealed glides shown

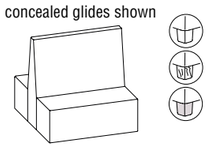

MB48

Booth, Two-Sided, 48" High-Back - Non-contrast

- Non-contrast C.O.M = 7.75 yds
- Gangers included to gang to other High-Back models.
- Ganging to backless units or High-Back back to side ganging (specify kit separately)
- Does not gang with 32" Low-Back units
- Cannot be retroffited to 60" model
- All base models have foot leveling capacity
- Removable seat design, debris clean-out location, and painted wood base to protect against liquids.
- Overall Dimensions:
- W=48" D=52" H=48"

Seat Dimensions:

- D=19.375" H=18"

	Features	MODEL NUMBER Basic Model	Non-Contor Fabric Cont 1 Ⓑ	Pwr Opt Ⓒ	Pwr Type Ⓒ	MT Pwr Loc Ⓓ	IQ Pwr Type Ⓓ	IQ Mod Qty Ⓔ	IQ Pwr Loc Ⓔ	Power Color Ⓘ	Wood Feet Finish Ⓙ	Alum-inum Feet Finish Ⓚ	Moisture Barrier Ⓛ	Approx. Packaged Weight	Grade C.O.M.	Grade C	Grade D	Grade E & C.O.L.	Grade F	Grade G	Grade H	Grade I	Grade J	Grade K	Grade L Leather	Grade M Leather	Moisture Barrier add to list price
	Concealed Glides	MBH48/CGL/NC	☐☐	☐☐	☐☐	☐☐	☐☐	☐☐	☐☐	☐☐			☐☐	285.0#	$ 3843	$ 4191	$ 4282	$ 4392	$ 4464	$ 4611	$ 4758	$ 4965	$ 5305	$ 5672	$ 6037	$ 6768	$ 285
	Poly Feet	MBH48/PFT/NC	☐☐	☐☐	☐☐	☐☐	☐☐	☐☐	☐☐	☐☐			☐☐	285.0#	3843	4191	4282	4392	4464	4611	4758	4965	5305	5672	6037	6768	285
	Wood Feet	MBH48/WFT/NC	☐☐	☐☐	☐☐	☐☐	☐☐	☐☐	☐☐	☐☐	☐☐		☐☐	285.0#	3965	4313	4404	4514	4586	4733	4880	5087	5428	5794	6159	6890	285
	Aluminum Feet	MBH48/AFT/NC	☐☐	☐☐	☐☐	☐☐	☐☐	☐☐	☐☐	☐☐		☐☐	☐☐	285.0#	3965	4313	4404	4514	4586	4733	4880	5087	5428	5794	6159	6890	285

Ⓐ Ⓑ Ⓒ Ⓓ Ⓔ Ⓕ Ⓖ Ⓗ Ⓘ Ⓙ Ⓚ Ⓛ

HOW TO ORDER

Indicate the following information on order form:
1. Quantity of each item.
2. Model number, including options. See "How To Build a Model Number".
3. Any special service required.

Note: • The ☐ indicates that a choice is required.
- The absence of the ☐ indicates that no choice is required.
- Alpha-numeric characters in place of ☐ indicate that no other alternatives are available.

HOW TO BUILD A MODEL NUMBER

Ⓐ Select basic model.

Ⓑ Select non-contrast or fabric contrast 1.
Refer to **ki.com/fabrics**

Ⓒ Select power option.

NP	- No power
WP	- With power

Ⓓ Select power type.

DCP	- Byrne Interlink®IQ System w/Mini-Tap® module OR jumper
RPT	- Mini-Tap® power module w/3-prong plug; add $304

Ⓔ Select Mini-Tap® module w/3-prong plug location.

LFFP	- Left Front Facing Power
LRFP	- Left Rear Facing Power
RFFP	- Right Front Facing Power
RRFP	- Right Rear Facing Power

Ⓕ Select Byrne Interlink®IQ System type.

DCJ	- Byrne Interlink®IQ System jumper only; add $120
DSMOD	- Byrne Interlink®IQ System w/Mini-Tap® module

Ⓖ Select Byrne Interlink®IQ System w/Mini-Tap® module location(s).

MOD1	- One Module; add $392
MOD2	- Two Modules; add $783
MOD3	- Three Modules; add $1175
MOD4	- Four Modules; add $1566

Ⓗ Select Byrne Interlink®IQ System w/Mini-Tap® module location(s).

LFFP	- Left Front Facing Power
LRFP	- Left Rear Facing Power
RFFP	- Right Front Facing Power
RRFP	- Right Rear Facing Power
LFLR	- Left Front, Left Rear Facing Power
LFRF	- Left Front, Right Front Facing Power
LFRR	- Left Front, Right Rear Facing Power
LRRF	- Left Rear, Right Front Facing Power
LRRR	- Left Rear, Right Rear Facing Power
RRRF	- Right Rear, Right Front Facing Power
LFLRRR	- Left Front, Left Rear, Right Rear Facing Power
RFLRRR	- Right Front, Left Rear, Right Rear Facing Power
LFRFLRRR	- Left Front, Right Front, Left Rear, Right Rear Facing Power

Ⓘ Select power module color.

MPB	- Black power module
MPS	- Silver power module
MPW	- White power module

Ⓙ Select wood feet finish.
Refer to the **Product Color Options** page in this price list.

Ⓚ Select aluminum feet finish.
Refer to the **Product Color Options** page in this price list.

Ⓛ Select moisture barrier.

MB	- Moisture barrier
NMB	- No moisture barrier

See pricing column for moisture barrier upcharge.

Compliance to TB133 Fire Safety Code

For California Technical Bulletin 133 compliant models, a Product Modification Request is required. Contact Customer Service for details. .

Model	
MBH48	$605
MBH60	$646

INFORMATION

The removable seat design of MyPlace™ High-Back units allows for ease of installation and clean out, as well as inspection of electrical components. MyPlace™ High-Back offers power modules with a 3-prong plug (ETL Listed) or Byrne Interlink® IQ electrical system (an ETL Listed Furniture Power Distribution Unit, electrical system.) Because the system is ETL Listed, MyPlace™ Lounge has not been listed.
All 48" high-back models can be used as free-standing units or can be ganged to other 48" high-back or 60" high-back models. Gangers are included for traditional lineal ganging with 48" high-back models, however, please note installing concealed gangers on 48" high-back models will permanently alter upholstery. Please see Installation Guide for further information related to ganging.

SPECIAL SERVICES

Special Carton Marking

With specially marked information	N/C

Shipping

Ships **partially assembled, FOB High Point, NC 27263, freight prepaid.** Freight class 250.

Specifications and prices are subject to change without prior notice.

MyPlace™
48" High-Back Lounge Seating

MyPlace™
48" High-Back Lounge Seating

concealed glides shown

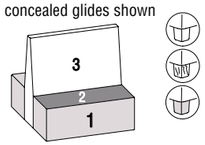

MB48

Booth, Two-Sided, 48" High-Back - Contrast

- 1 = Base (Contrast 1) C.O.M. = 3.5 yd
- 2 = Seat (Contrast 2) C.O.M. = 1.5 yd
- 3 = Back (Contrast 3) C.O.M. = 3.5 yd
- Gangers included to gang to other High-Back models.
- Ganging to backless units or High-Back back to side ganging (specify kit separately)
- Does not gang with 32" Low-Back units
- Cannot be retroffited to 60" model
- All base models have foot leveling capacity
- Removable seat design, debris clean-out location, and painted wood base to protect against liquids.
- Overall Dimensions:
- W=48" D=52" H=48"

Seat Dimensions:
- D=19.375" H=18"
- Price is based off of highest grade base or back fabric. Exclude seat fabric when selecting highest grade contrasting fabric.

| | MODEL NUMBER | | |

MyPlace™
48" High-Back Lounge Seating

MyPlace™
48" High-Back Lounge Seating

concealed glides shown

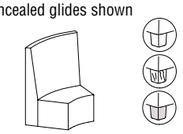

MCI44

Inside Back, 45° Curve, 48" High-Back - Non-contrast

- Non-contrast C.O.M = 4.75 yds
- Gangers included to gang to other High-Back models.
- Ganging to backless units or High-Back back to side ganging (specify kit separately)
- Does not gang with 32" Low-Back units
- Cannot be retroffited to 60" model
- All base models have foot leveling capacity
- Removable seat design, debris clean-out location, and painted wood base to protect against liquids.
- Overall Dimensions:
- W=41.5" D=26" H=48"

Seat Dimensions:

- D=18.5" H=18"

	Features	MODEL NUMBER Basic Model	Non-Contor Fabric Cont 1 (A)	Pwr Opt (B)	Pwr Type (C)	MT Pwr Loc (D)	IQ Pwr Type (E)	IQ Mod Qty (F)	IQ Pwr Loc (G)	Pwr Color (H)	Wd Feet Fin (I)	Alum Feet Fin (J)	Moist Barr (K)	Approx. Packaged Weight	Grade C.O.M.	Grade C	Grade D	Grade E & C.O.L.	Grade F	Grade G	Grade H	Grade I	Grade J	Grade K	Grade L Leather	Grade M Leather	Moisture Barrier add to list price
	Concealed Glide	MCIH44/CGL/NC	□□	□□	□□	□□	□□	□□	□□	□□			□□	122.0#	$ 2238	$ 2452	$ 2508	$ 2575	$ 2619	$ 2708	$ 2798	$ 2925	$ 3135	$ 3359	$ 3583	$ 4031	$ 241
	Poly Feet	MCIH44/PFT/NC	□□	□□	□□	□□	□□	□□	□□	□□			□□	122.0#	2238	2452	2508	2575	2619	2708	2798	2925	3135	3359	3583	4031	241
	Wood Feet	MCIH44/WFT/NC	□□	□□	□□	□□	□□	□□	□□	□□	□□		□□	122.0#	2360	2574	2630	2697	2741	2830	2920	3048	3256	3481	3704	4153	241
	Aluminum Feet	MCIH44/AFT/NC	□□	□□	□□	□□	□□	□□	□□	□□		□□	□□	122.0#	2360	2574	2630	2697	2741	2830	2920	3048	3256	3481	3704	4153	241

Note: • The □ indicates that a choice is required.
• The absence of the □ indicates that no choice is required.
• Alpha-numeric characters in place of □ indicate that no other alternatives are available.

Ⓐ Ⓑ Ⓒ Ⓓ Ⓔ Ⓕ Ⓖ Ⓗ Ⓘ Ⓙ Ⓚ Ⓛ

HOW TO ORDER

Indicate the following information on order form:
1. Quantity of each item.
2. Model number, including options. See "How To Build a Model Number".
3. Any special service required.

HOW TO BUILD A MODEL NUMBER

Ⓐ Select basic model.

Ⓑ Select non-contrast or fabric contrast 1.
Refer to **ki.com/fabrics**

Ⓒ Select power option.

NP	- No power
WP	- With power

Ⓓ Select power type.

DCP	- Byrne Interlink®IQ System w/Mini-Tap® module OR jumper
RPT	- Mini-Tap® power module w/3-prong plug; add $304

Ⓔ Select Mini-Tap® module w/3-prong plug location.

LFFP	- Left Front Facing Power
LRFP	- Left Rear Facing Power
RFFP	- Right Front Facing Power
RRFP	- Right Rear Facing Power

Ⓕ Select Byrne Interlink®IQ System type.

DCJ	- Byrne Interlink®IQ System jumper only; add $120
DSMOD	- Byrne Interlink®IQ System w/Mini-Tap® module

Ⓖ Select Byrne Interlink®IQ System w/Mini-Tap® module quantity.

MOD1	- One Module; add $392
MOD2	- Two Modules; add $783
MOD3	- Three Modules; add $1175
MOD4	- Four Modules; add $1566

Ⓗ Select Byrne Interlink®IQ System w/Mini-Tap® module location(s).

LFFP	- Left Front Facing Power
LRFP	- Left Rear Facing Power
RFFP	- Right Front Facing Power
RRFP	- Right Rear Facing Power
LFLR	- Left Front, Left Rear Facing Power
LFRF	- Left Front, Right Front Facing Power
LFRR	- Left Front, Right Rear Facing Power
LRRF	- Left Rear, Right Front Facing Power
LRRR	- Left Rear, Right Rear Facing Power
RRRF	- Right Rear, Right Front Facing Power
LFLRRR	- Left Front, Left Rear, Right Rear Facing Power
LFRFLR	- Left Front, Right Front, Left Rear Facing Power
LFRFRR	- Left Front, Right Front, Right Rear Facing Power
RFLRRR	- Right Front, Left Rear, Right Rear Facing Power
LFRFLRRR	- Left Front, Right Front, Left Rear, Right Rear Facing Power

Ⓘ Select power module color.

MPB	- Black power module
MPS	- Silver power module
MPW	- White power module

Ⓙ Select wood feet finish.
Refer to the **Product Color Options** page in this price list.

Ⓚ Select brushed aluminum feet finish.
Refer to the **Product Color Options** page in this price list.

Ⓛ Select moisture barrier.

MB	- Moisture barrier
NMB	- No moisture barrier

See pricing column for moisture barrier upcharge.

Compliance to TB133 Fire Safety Code

For California Technical Bulletin 133 compliant models, a Product Modification Request is required. Contact Customer Service for details.

Model

MCIH44	$437
MCOH44	$396
MCIH64	$507
MCOH64	$451
MCIH94	$661
MCOH94	$549

INFORMATION

The removable seat design of MyPlace™ High-Back units allows for ease of installation and clean out, as well as inspection of electrical components. MyPlace™ High-Back offers power modules with a 3-prong plug (ETL Listed) or Byrne Interlink® IQ electrical system (an ETL Listed Furniture Power Distribution Unit, electrical system.) Because the system is ETL Listed, MyPlace™ Lounge has not been listed.
All 48" high-back models can be used as free-standing units or can be ganged to other 48" high-back or 60" high-back models. Gangers are included for traditional lineal ganging with 48" high-back models, however, please note installing concealed gangers on 48" high-back models will permanently alter upholstery. Please see Installation Guide for further information related to ganging.

SPECIAL SERVICES

Special Carton Marking

With specially marked information N/C

Shipping

Ships **assembled, FOB High Point, NC 27263, freight prepaid.** Freight class 250.

Specifications and prices are subject to change without prior notice.

MyPlace™
48" High-Back Lounge Seating

MyPlace™
48" High-Back Lounge Seating

concealed glides shown

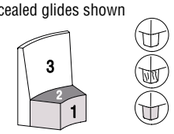

MCI44

Inside Back, 45° Curve, 48" High-Back - Contrast

- 1 = Base (Contrast 1) C.O.M. = 1.25 yd
- 2 = Seat (Contrast 2) C.O.M. = .75 yd
- 3 = Back (Contrast 3) C.O.M. = 3.25 yd
- Gangers included to gang to other High-Back models.
- Ganging to backless units or High-Back back to side ganging (specify kit separately)
- Does not gang with 32" Low-Back units
- Cannot be retroffited to 60" model
- All base models have foot leveling capacity
- Removable seat design, debris clean-out location, and painted wood base to protect against liquids.
- Overall Dimensions:
- W=41.5" D=26" H=48"

Seat Dimensions:
- D=18.5" H=18"
- Price is based off of highest grade base or back fabric. Exclude seat fabric when selecting highest grade contrasting fabric.

| | MODEL NUMBER | | |

MyPlace™
48" High-Back Lounge Seating

MyPlace™
48" High-Back Lounge Seating

concealed glides shown

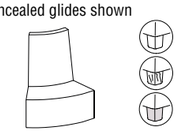

MCO44

Outside Back, 45° Curve, 48" High-Back - Non-contrast

- Non-contrast C.O.M = 4 yds
- Gangers included to gang to other High-Back models.
- Ganging to backless units or High-Back back to side ganging (specify kit separately)
- Does not gang with 32" Low-Back units
- Cannot be retroffited to 60" model
- All base models have foot leveling capacity
- Removable seat design, debris clean-out location, and painted wood base to protect against liquids.
- Overall Dimensions:
- W=41.5" D=26" H=48"

Seat Dimensions:
- D=18.5" H=18"

		MODEL NUMBER												
	Features	Basic Model	Non-Contor Fabric Cont 1	Pwr Opt	Pwr Type	MT Pwr Loc	IQ Pwr Type	IQ Mod Qty	IQ Pwr Loc	Power Color	Wood Feet Finish	Alum-inum Feet Finish	Moist Barr
		Ⓐ	Ⓑ	Ⓒ	Ⓓ	Ⓔ	Ⓕ	Ⓖ	Ⓗ	Ⓘ	Ⓙ	Ⓚ	Ⓛ
	Concealed Glide	MCOH44/CGL/NC	□□	□□	□□	□□	□□	□□	□□	□□			□□
	Poly Feet	MCOH44/PFT/NC	□□	□□	□□	□□	□□	□□	□□	□□			□□
	Wood Feet	MCOH44/WFT/NC	□□	□□	□□	□□	□□	□□	□□	□□	□□		□□
	Aluminum Feet	MCOH44/AFT/NC	□□	□□	□□	□□	□□	□□	□□	□□		□□	□□

Approx. Packaged Weight	Grade C.O.M.	Grade C	Grade D	Grade E & C.O.L.	Grade F	Grade G	Grade H	Grade I	Grade J	Grade K	Grade L Leather	Grade M Leather	Moisture Barrier add to list price
135.0#	$ 2190	$ 2370	$ 2417	$ 2473	$ 2511	$ 2587	$ 2662	$ 2769	$ 2946	$ 3134	$ 3323	$ 3700	$ 231
135.0#	2190	2370	2417	2473	2511	2587	2662	2769	2946	3134	3323	3700	231
135.0#	2312	2492	2539	2595	2633	2709	2784	2891	3068	3256	3445	3823	231
135.0#	2312	2492	2539	2595	2633	2709	2784	2891	3068	3256	3445	3823	231

Ⓐ Ⓑ Ⓒ Ⓓ Ⓔ Ⓕ Ⓖ Ⓗ Ⓘ Ⓙ Ⓚ Ⓛ

HOW TO ORDER

Indicate the following information on order form:
1. Quantity of each item.
2. Model number, including options. See "How To Build a Model Number".
3. Any special service required.

Note: • The □ indicates that a choice is required.
- The absence of the □ indicates that no choice is required.
- Alpha-numeric characters in place of □ indicate that no other alternatives are available.

HOW TO BUILD A MODEL NUMBER

Ⓐ Select basic model.

Ⓑ Select non-contrast or fabric contrast 1.
Refer to **ki.com/fabrics**

Ⓒ Select power option.

NP	- No power
WP	- With power

Ⓓ Select power type.

DCP	- Byrne Interlink®IQ System w/Mini-Tap® module OR jumper
RPT	- Mini-Tap® power module w/3-prong plug; add $304

Ⓔ Select Mini-Tap® module w/3-prong plug location.

LFFP	- Left Front Facing Power
LRFP	- Left Rear Facing Power
RFFP	- Right Front Facing Power
RRFP	- Right Rear Facing Power

Ⓕ Select Byrne Interlink®IQ System type.

DCJ	- Byrne Interlink®IQ System jumper only; add $120
DSMOD	- Byrne Interlink®IQ System w/Mini-Tap® module

Ⓖ Select Byrne Interlink®IQ System w/Mini-Tap® module quantity.

MOD1	- One Module; add $392
MOD2	- Two Modules; add $783
MOD3	- Three Modules; add $1175
MOD4	- Four Modules; add $1566

Ⓗ Select Byrne Interlink®IQ System w/Mini-Tap® module location(s).

LFFP	- Left Front Facing Power
LRFP	- Left Rear Facing Power
RFFP	- Right Front Facing Power
RRFP	- Right Rear Facing Power
LFLR	- Left Front, Left Rear Facing Power
LFRF	- Left Front, Right Front Facing Power
LFRR	- Left Front, Right Rear Facing Power
LRRF	- Left Rear, Right Front Facing Power
LRRR	- Left Rear, Right Rear Facing Power
RRRF	- Right Rear, Right Front Facing Power
LFLRRR	- Left Front, Left Rear, Right Rear Facing Power
LFRFLR	- Left Front, Right Front, Left Rear Facing Power
LFRFRR	- Left Front, Right Front, Right Rear Facing Power
RFLRRR	- Right Front, Left Rear, Right Rear Facing Power
LFRFLRRR	- Left Front, Right Front, Left Rear, Right Rear Facing Power

Ⓘ Select power module color.

MPB	- Black power module
MPS	- Silver power module
MPW	- White power module

Ⓙ Select wood feet finish.
Refer to the **Product Color Options** page in this price list.

Ⓚ Select brushed aluminum feet finish.
Refer to the **Product Color Options** page in this price list.

Ⓛ Select moisture barrier.

MB	- Moisture barrier
NMB	- No moisture barrier

See pricing column for moisture barrier upcharge.

Compliance to TB133 Fire Safety Code
For California Technical Bulletin 133 compliant models, a Product Modification Request is required. Contact Customer Service for details.

Model	
MCIH44	$437
MCOH44	$396
MCIH64	$507
MCOH64	$451
MCIH94	$661
MCOH94	$549

INFORMATION
The removable seat design of MyPlace™ High-Back units allows for ease of installation and clean out, as well as inspection of electrical components. MyPlace™ High-Back offers power modules with a 3-prong plug (ETL Listed) or Byrne Interlink® IQ electrical system (an ETL Listed Furniture Power Distribution Unit, electrical system.) Because the system is ETL Listed, MyPlace™ Lounge has not been listed.
All 48" high-back models can be used as free-standing units or can be ganged to other 48" high-back or 60" high-back models. Gangers are included for traditional lineal ganging with 48" high-back models, however, please note installing concealed gangers on 48" high-back models will permanently alter upholstery. Please see Installation Guide for further information related to ganging.

SPECIAL SERVICES

Special Carton Marking

With specially marked information	N/C

Shipping
Ships **assembled, FOB High Point, NC 27263, freight prepaid.** Freight class 250.

Specifications and prices are subject to change without prior notice.

MyPlace™
48" High-Back Lounge Seating

MyPlace™
48" High-Back Lounge Seating

concealed glides shown

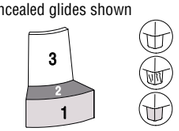

MCO44

Outside Back, 45° Curve, 48" High-Back - Contrast

- 1 = Base (Contrast 1) C.O.M. = 2 yd
- 2 = Seat (Contrast 2) C.O.M. = .75 yd
- 3 = Back (Contrast 3) C.O.M. = 2.5 yd
- Gangers included to gang to other High-Back models.
- Ganging to backless units or High-Back back to side ganging (specify kit separately)
- Does not gang with 32" Low-Back units
- Cannot be retroffited to 60" model
- All base models have foot leveling capacity
- Removable seat design, debris clean-out location, and painted wood base to protect against liquids.
- Overall Dimensions:
- W=41.5" D=26" H=48"

Seat Dimensions:

- D=18.5" H=18"
- Price is based off of highest grade base or back fabric. Exclude seat fabric when selecting highest grade contrasting fabric.

	MODEL NUMBER														Approx. Packaged Weight	Grade C.O.M.	Grade C	Grade D	Grade E & C.O.L.	Grade F	Grade G	Grade H	Grade I	Grade J	Grade K	Grade L Leather	Grade M Leather	Moisture Barrier add to list price
Features	Basic Model	Non-Contor Fabric Cont 1	Fab Con 2	Fab Con 3	Pwr Opt	Pwr Type	MT Pwr Loc	IQ Pwr Type	IQ Mod Qty	IQ Pwr Loc	Power Color	Wood Feet Finish	Alum-inum Feet Finish	Moist Barr														
Concealed Glide	MCOH44/CGL/FC	□□	□□	□□	□□	□□	□□	□□	□□	□□	□□			□□	135.0#	$ 2229	$ 2469	$ 2532	$ 2607	$ 2658	$ 2759	$ 2860	$ 3004	$ 3239	$ 3490	$ 3743	$ 4247	$ 231
Poly Feet	MCOH44/PFT/FC	□□	□□	□□	□□	□□	□□	□□	□□	□□	□□			□□	135.0#	2229	2469	2532	2607	2658	2759	2860	3004	3239	3490	3743	4247	231
Wood Feet	MCOH44/WFT/FC	□□	□□	□□	□□	□□	□□	□□	□□	□□	□□	□□		□□	135.0#	2353	2594	2656	2731	2783	2883	2985	3128	3363	3614	3867	4371	231
Aluminum Feet	MCOH44/AFT/FC	□□	□□	□□	□□	□□	□□	□□	□□	□□	□□		□□	□□	135.0#	2353	2594	2656	2731	2783	2883	2985	3128	3363	3614	3867	4371	231

Ⓐ Ⓑ Ⓒ Ⓓ Ⓔ Ⓕ Ⓖ Ⓗ Ⓘ Ⓙ Ⓚ Ⓛ Ⓜ Ⓝ

HOW TO ORDER

Indicate the following information on order form:
1. Quantity of each item.
2. Model number, including options. See "How To Build a Model Number".
3. Any special service required.

Note: • The □ indicates that a choice is required.
- The absence of the □ indicates that no choice is required.
- Alpha-numeric characters in place of □ indicate that no other alternatives are available.

HOW TO BUILD A MODEL NUMBER

Ⓐ Select basic model.

Ⓑ Select non-contrast or fabric contrast 1.
Refer to **ki.com/fabrics**

Ⓒ Select fabric contrast 2.
Refer to **ki.com/fabrics**

Ⓓ Select fabric contrast 3.
Refer to **ki.com/fabrics**

Ⓔ Select power option.

NP	- No power
WP	- With power

Ⓕ Select power type.

DCP	- Byrne Interlink®IQ System w/Mini-Tap® module OR jumper
RPT	- Mini-Tap® power module w/3-prong plug; add $304

Ⓖ Select Mini-Tap® module w/3-prong plug location.

LFFP	- Left Front Facing Power
LRFP	- Left Rear Facing Power
RFFP	- Right Front Facing Power
RRFP	- Right Rear Facing Power

Ⓗ Select Byrne Interlink®IQ System type.

DCJ	- Byrne Interlink®IQ System jumper only; add $120
DSMOD	- Byrne Interlink®IQ System w/Mini-Tap® module

Ⓘ Select Byrne Interlink®IQ System w/Mini-Tap® module quantity.

MOD1	- One Module; add $392
MOD2	- Two Modules; add $783
MOD3	- Three Modules; add $1175
MOD4	- Four Modules; add $1566

Ⓙ Select Byrne Interlink®IQ System w/Mini-Tap® module location(s).

LFFP	- Left Front Facing Power
LRFP	- Left Rear Facing Power
RFFP	- Right Front Facing Power
RRFP	- Right Rear Facing Power
LFLR	- Left Front, Left Rear Facing Power
LFRF	- Left Front, Right Front Facing Power
LFRR	- Left Front, Right Rear Facing Power
LRRF	- Left Rear, Right Front Facing Power
LRRR	- Left Rear, Right Rear Facing Power
RRRF	- Right Rear, Right Front Facing Power
LFLRRR	- Left Front, Left Rear, Right Rear Facing Power
LFRFLR	- Left Front, Right Front, Left Rear Facing Power
LFRFRR	- Left Front, Right Front, Right Rear Facing Power
RFLRRR	- Right Front, Left Rear, Right Rear Facing Power
LFRFLRRR	- Left Front, Right Front, Left Rear, Right Rear Facing Power

Ⓚ Select power module color.

MPB	- Black power module
MPS	- Silver power module
MPW	- White power module

Ⓛ Select wood feet finish.
Refer to the **Product Color Options** page in this price list.

Ⓜ Select brushed aluminum feet finish.
Refer to the **Product Color Options** page in this price list.

Ⓝ Select moisture barrier.

MB	- Moisture barrier
NMB	- No moisture barrier

See pricing column for moisture barrier upcharge.

Compliance to TB133 Fire Safety Code

For California Technical Bulletin 133 compliant models, a Product Modification Request is required. Contact Customer Service for details.

Model	
MCIH44	$437
MCOH44	$396
MCIH64	$507
MCOH64	$451
MCIH94	$661
MCOH94	$549

INFORMATION

The removable seat design of MyPlace™ High-Back units allows for ease of installation and clean out, as well as inspection of electrical components. MyPlace™ High-Back offers power modules with a 3-prong plug (ETL Listed) or Byrne Interlink® IQ electrical system (an ETL Listed Furniture Power Distribution Unit, electrical system.) Because the system is ETL Listed, MyPlace™ Lounge has not been listed.
All 48" high-back models can be used as free-standing units or can be ganged to other 48" high-back or 60" high-back models. Gangers are included for traditional lineal ganging with 48" high-back models, however, please note installing concealed gangers on 48" high-back models will permanently alter upholstery. Please see Installation Guide for further information related to ganging.

SPECIAL SERVICES

Special Carton Marking

With specially marked information	N/C

Shipping

Ships **assembled, FOB High Point, NC 27263, freight prepaid.** Freight class 250.

Specifications and prices are subject to change without prior notice.

MyPlace™
48" High-Back Lounge Seating

MyPlace™
48" High-Back Lounge Seating

concealed glides shown

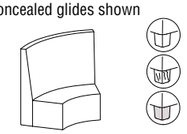

MCI64

Inside Back, 60° Curve, 48" High-Back - Non-contrast

- Non-contrast C.O.M = 6 yds
- Gangers included to gang to other High-Back models.
- Ganging to backless units or High-Back back to side ganging (specify kit separately)
- Does not gang with 32" Low-Back units
- Cannot be retroffited to 60" model
- All base models have foot leveling capacity
- Removable seat design, debris clean-out location, and painted wood base to protect against liquids.
- Overall Dimensions:
- W=54" D=26" H=48"

Seat Dimensions:

- D=18.5" H=18"

		MODEL NUMBER												
	Features	Basic Model	Non-Contor Fabric Cont 1	Pwr Opt	Pwr Type	MT Pwr Loc	IQ Pwr Type	IQ Mod Qty	IQ Pwr Loc	Pwr Color	Wd Feet Fin	Alum Feet Fin	Moist Barr	Approx. Packaged Weight
	Concealed Glide	MCIH64/CGL/NC	□□	□□	□□	□□	□□	□□	□□	□□			□□	160.0#
	Poly Feet	MCIH64/PFT/NC	□□	□□	□□	□□	□□	□□	□□	□□			□□	160.0#
	Wood Feet	MCIH64/WFT/NC	□□	□□	□□	□□	□□	□□	□□	□□	□□		□□	160.0#
	Aluminum Feet	MCIH64/AFT/NC	□□	□□	□□	□□	□□	□□	□□	□□		□□	□□	160.0#

Grade C.O.M.	Grade C	Grade D	Grade E & C.O.L.	Grade F	Grade G	Grade H	Grade I	Grade J	Grade K	Grade L Leather	Grade M Leather	Moisture Barrier add to list price
$ 2906	$ 3176	$ 3246	$ 3332	$ 3388	$ 3501	$ 3614	$ 3774	$ 4040	$ 4323	$ 4604	$ 5171	$ 260
2906	3176	3246	3332	3388	3501	3614	3774	4040	4323	4604	5171	260
3028	3298	3368	3454	3510	3623	3736	3896	4162	4445	4726	5293	260
3028	3298	3368	3454	3510	3623	3736	3896	4162	4445	4726	5293	260

Note: • The □ indicates that a choice is required.
• The absence of the □ indicates that no choice is required.
• Alpha-numeric characters in place of □ indicate that no other alternatives are available.

HOW TO ORDER

Indicate the following information on order form:
1. Quantity of each item.
2. Model number, including options. See "How To Build a Model Number".
3. Any special service required.

HOW TO BUILD A MODEL NUMBER

A Select basic model.

B Select non-contrast or fabric contrast 1.
Refer to **ki.com/fabrics**

C Select power option.

NP	- No power
WP	- With power

D Select power type.

DCP	- Byrne Interlink®IQ System w/Mini-Tap® module OR jumper
RPT	- Mini-Tap® power module w/3-prong plug; add $304

E Select Mini-Tap® module w/3-prong plug location.

LFFP	- Left Front Facing Power
LRFP	- Left Rear Facing Power
RFFP	- Right Front Facing Power
RRFP	- Right Rear Facing Power

F Select Byrne Interlink®IQ System type.

DCJ	- Byrne Interlink®IQ System jumper only; add $120
DSMOD	- Byrne Interlink®IQ System w/Mini-Tap® module

G Select Byrne Interlink®IQ System w/Mini-Tap® module quantity.

MOD1	- One Module; add $392
MOD2	- Two Modules; add $783
MOD3	- Three Modules; add $1175
MOD4	- Four Modules; add $1566

H Select Byrne Interlink®IQ System w/Mini-Tap® module location(s).

LFFP	- Left Front Facing Power
LRFP	- Left Rear Facing Power
RFFP	- Right Front Facing Power
RRFP	- Right Rear Facing Power
LFLR	- Left Front, Left Rear Facing Power
LFRF	- Left Front, Right Front Facing Power
LFRR	- Left Front, Right Rear Facing Power
LRRF	- Left Rear, Right Front Facing Power
LRRR	- Left Rear, Right Rear Facing Power
RRRF	- Right Rear, Right Front Facing Power
LFLRRR	- Left Front, Left Rear, Right Rear Facing Power
LFRFLR	- Left Front, Right Front, Left Rear Facing Power
LFRFRR	- Left Front, Right Front, Right Rear Facing Power
RFLRRR	- Right Front, Left Rear, Right Rear Facing Power
LFRFLRRR	- Left Front, Right Front, Left Rear, Right Rear Facing Power

I Select power module color.

MPB	- Black power module
MPS	- Silver power module
MPW	- White power module

J Select wood feet finish.
Refer to the **Product Color Options** page in this price list.

K Select brushed aluminum feet finish.
Refer to the **Product Color Options** page in this price list.

L Select moisture barrier.

MB	- Moisture barrier
NMB	- No moisture barrier

See pricing column for moisture barrier upcharge.

Compliance to TB133 Fire Safety Code

For California Technical Bulletin 133 compliant models, a Product Modification Request is required. Contact Customer Service for details.

Model

MCIH44	$437
MCOH44	$396
MCIH64	$507
MCOH64	$451
MCIH94	$661
MCOH94	$549

INFORMATION

The removable seat design of MyPlace™ High-Back units allows for ease of installation and clean out, as well as inspection of electrical components. MyPlace™ High-Back offers power modules with a 3-prong plug (ETL Listed) or Byrne Interlink® IQ electrical system (an ETL Listed Furniture Power Distribution Unit, electrical system.) Because the system is ETL Listed, MyPlace™ Lounge has not been listed.
All 48" high-back models can be used as free-standing units or can be ganged to other 48" high-back or 60" high-back models. Gangers are included for traditional lineal ganging with 48" high-back models, however, please note installing concealed gangers on 48" high-back models will permanently alter upholstery. Please see Installation Guide for further information related to ganging.

SPECIAL SERVICES

Special Carton Marking

With specially marked information N/C

Shipping

Ships **assembled, FOB High Point, NC 27263, freight prepaid.** Freight class 250.

Specifications and prices are subject to change without prior notice.

MyPlace™
48" High-Back Lounge Seating

MyPlace™
48" High-Back Lounge Seating

concealed glides shown

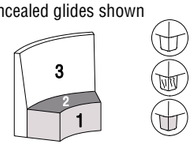

MCI64

Inside Back, 60° Curve, 48" High-Back - Contrast

- 1 = Base (Contrast 1) C.O.M. = 2 yd
- 2 = Seat (Contrast 2) C.O.M. = 1 yd
- 3 = Back (Contrast 3) C.O.M. = 5.25 yd
- Gangers included to gang to other High-Back models.
- Ganging to backless units or High-Back back to side ganging (specify kit separately)
- Does not gang with 32" Low-Back units
- Cannot be retroffited to 60" model
- All base models have foot leveling capacity
- Removable seat design, debris clean-out location, and painted wood base to protect against liquids.
- Overall Dimensions:
- W=54" D=26" H=48"

Seat Dimensions:
- D=18.5" H=18"
- Price is based off of highest grade base or back fabric. Exclude seat fabric when selecting highest grade contrasting fabric.

	MODEL NUMBER														
Features	Basic Model	Non-Contor Fabric Cont 1	Fab Con 2	Fab Con 3	Pwr Opt	Pwr Type	MT Pwr Loc	IQ Pwr Type	IQ Mod Qty	IQ Pwr Loc	Pwr Color	Wd Feet Fin	Alum Feet Fin	Moist Barr
Concealed Glide	MCIH64/CGL/FC	□□	□□	□□	□□	□□	□□	□□	□□	□□	□□			□□
Poly Feet	MCIH64/PFT/FC	□□	□□	□□	□□	□□	□□	□□	□□	□□	□□			□□
Wood Feet	MCIH64/WFT/FC	□□	□□	□□	□□	□□	□□	□□	□□	□□	□□	□□		□□
Aluminum Feet	MCIH64/AFT/FC	□□	□□	□□	□□	□□	□□	□□	□□	□□	□□		□□	□□

Approx. Packaged Weight	Grade C.O.M.	Grade C	Grade D	Grade E & C.O.L.	Grade F	Grade G	Grade H	Grade I	Grade J	Grade K	Grade L Leather	Grade M Leather	Moisture Barrier add to list price
160.0#	$ 2958	$ 3336	$ 3435	$ 3553	$ 3632	$ 3792	$ 3949	$ 4174	$ 4567	$ 4940	$ 5335	$ 6129	$ 260
160.0#	2958	3336	3435	3553	3632	3792	3949	4174	4567	4940	5335	6129	260
160.0#	3083	3460	3559	3678	3756	3916	4073	4298	4668	5064	5459	6253	260
160.0#	3083	3460	3559	3678	3756	3916	4073	4298	4668	5064	5459	6253	260

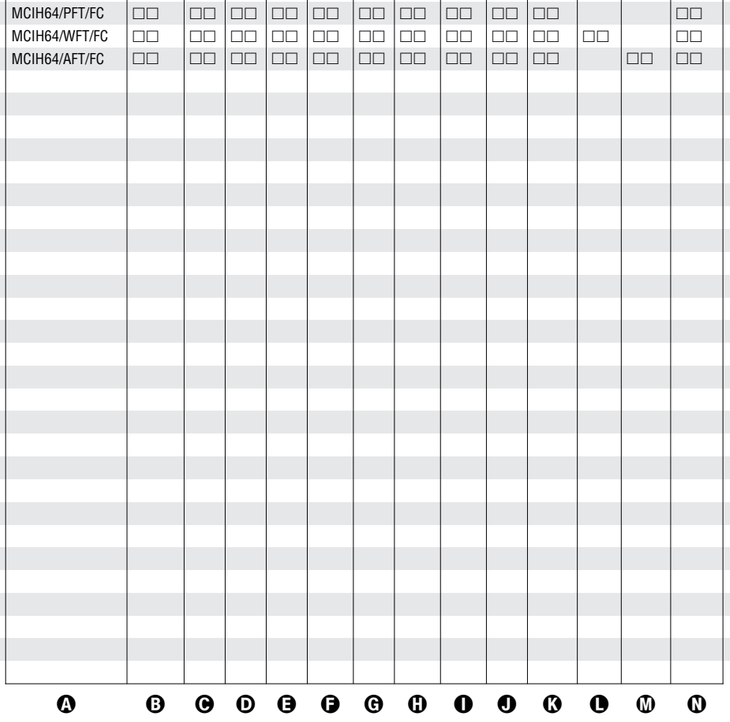

HOW TO ORDER

Indicate the following information on order form:
1. Quantity of each item.
2. Model number, including options. See "How To Build a Model Number".
3. Any special service required.

Note: • The □ indicates that a choice is required.
- The absence of the □ indicates that no choice is required.
- Alpha-numeric characters in place of □ indicate that no other alternatives are available.

HOW TO BUILD A MODEL NUMBER

A Select basic model.

B Select non-contrast or fabric contrast 1.
Refer to **ki.com/fabrics**

C Select fabric contrast 2.
Refer to **ki.com/fabrics**

D Select fabric contrast 3.
Refer to **ki.com/fabrics**

E Select power option.

NP	- No power
WP	- With power

F Select power type.

DCP	- Byrne Interlink®IQ System w/Mini-Tap® module OR jumper
RPT	- Mini-Tap® power module w/3-prong plug; add $304

G Select Mini-Tap® module w/3-prong plug location.

LFFP	- Left Front Facing Power
LRFP	- Left Rear Facing Power
RFFP	- Right Front Facing Power
RRFP	- Right Rear Facing Power

H Select Byrne Interlink®IQ System type.

DCJ	- Byrne Interlink®IQ System jumper only; add $120
DSMOD	- Byrne Interlink®IQ System w/Mini-Tap® module

I Select Byrne Interlink®IQ System w/Mini-Tap® module quantity.

MOD1	- One Module; add $392
MOD2	- Two Modules; add $783
MOD3	- Three Modules; add $1175
MOD4	- Four Modules; add $1566

J Select Byrne Interlink®IQ System w/Mini-Tap® module location(s).

LFFP	- Left Front Facing Power
LRFP	- Left Rear Facing Power
RFFP	- Right Front Facing Power
RRFP	- Right Rear Facing Power
LFLR	- Left Front, Left Rear Facing Power
LFRF	- Left Front, Right Front Facing Power
LFRR	- Left Front, Right Rear Facing Power
LRRF	- Left Rear, Right Front Facing Power
LRRR	- Left Rear, Right Rear Facing Power
RRRF	- Right Rear, Right Front Facing Power
LFLRRR	- Left Front, Left Rear, Right Rear Facing Power
LFRFLR	- Left Front, Right Front, Left Rear Facing Power
LFRFRR	- Left Front, Right Front, Right Rear Facing Power
RFLRRR	- Right Front, Left Rear, Right Rear Facing Power
LFRFLRRR	- Left Front, Right Front, Left Rear, Right Rear Facing Power

K Select power module color.

MPB	- Black power module
MPS	- Silver power module
MPW	- White power module

L Select wood feet finish.
Refer to the **Product Color Options** page in this price list.

M Select brushed aluminum feet finish.
Refer to the **Product Color Options** page in this price list.

N Select moisture barrier.

MB	- Moisture barrier
NMB	- No moisture barrier

See pricing column for moisture barrier upcharge.

Compliance to TB133 Fire Safety Code

For California Technical Bulletin 133 compliant models, a Product Modification Request is required. Contact Customer Service for details.

Model	
MCIH44	$437
MCOH44	$396
MCIH64	$507
MCOH64	$451
MCIH94	$661
MCOH94	$549

INFORMATION

The removable seat design of MyPlace™ High-Back units allows for ease of installation and clean out, as well as inspection of electrical components. MyPlace™ High-Back offers power modules with a 3-prong plug (ETL Listed) or Byrne Interlink® IQ electrical system (an ETL Listed Furniture Power Distribution Unit, electrical system.) Because the system is ETL Listed, MyPlace™ Lounge has not been listed.
All 48" high-back models can be used as free-standing units or can be ganged to other 48" high-back or 60" high-back models. Gangers are included for traditional lineal ganging with 48" high-back models, however, please note installing concealed gangers on 48" high-back models will permanently alter upholstery. Please see Installation Guide for further information related to ganging.

SPECIAL SERVICES

Special Carton Marking

With specially marked information N/C

Shipping

Ships **assembled, FOB High Point, NC 27263, freight prepaid.** Freight class 250.

Specifications and prices are subject to change without prior notice.

MyPlace™
48" High-Back Lounge Seating

MyPlace™
48" High-Back Lounge Seating

concealed glides shown

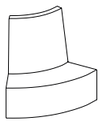

MCO64

Outside Back, 60° Curve, 48" High-Back - Non-contrast

- Non-contrast C.O.M = 5 yds
- Gangers included to gang to other High-Back models.
- Ganging to backless units or High-Back back to side ganging (specify kit separately)
- Does not gang with 32" Low-Back units
- Cannot be retroffited to 60" model
- All base models have foot leveling capacity
- Removable seat design, debris clean-out location, and painted wood base to protect against liquids.
- Overall Dimensions:
- W=54" D=26" H=48"

Seat Dimensions:
- D=18.5" H=18"

	Features	MODEL NUMBER Basic Model	Non-Cont or Fabric Cont 1	Pwr Opt	Pwr Type	MT Pwr Loc	IQ Pwr Type	IQ Mod Qty	IQ Pwr Loc	Pwr Color	Wd Feet Fin	Alum Feet Fin	Moist Barr	Approx. Packaged Weight	Grade C.O.M.	Grade C	Grade D	Grade E & C.O.L.	Grade F	Grade G	Grade H	Grade I	Grade J	Grade K	Grade L Leather	Grade M Leather	Moisture Barrier add to list price
	Concealed Glide	MCOH64/CGL/NC	□□	□□	□□	□□	□□	□□	□□	□□			□□	165.0#	$ 2803	$ 3027	$ 3087	$ 3157	$ 3204	$ 3298	$ 3392	$ 3527	$ 3746	$ 3984	$ 4219	$ 4691	$ 245
	Poly Feet	MCOH64/PFT/NC	□□	□□	□□	□□	□□	□□	□□	□□			□□	165.0#	2803	3027	3087	3157	3204	3298	3392	3527	3746	3984	4219	4691	245
	Wood Feet	MCOH64/WFT/NC	□□	□□	□□	□□	□□	□□	□□	□□	□□		□□	165.0#	2925	3149	3209	3279	3326	3420	3515	3649	3868	4106	4341	4813	245
	Aluminum Feet	MCOH64/AFT/NC	□□	□□	□□	□□	□□	□□	□□	□□		□□	□□	165.0#	2925	3149	3209	3279	3326	3420	3515	3649	3868	4106	4341	4813	245

Ⓐ Ⓑ Ⓒ Ⓓ Ⓔ Ⓕ Ⓖ Ⓗ Ⓘ Ⓙ Ⓚ Ⓛ

HOW TO ORDER

Indicate the following information on order form:
1. Quantity of each item.
2. Model number, including options. See "How To Build a Model Number".
3. Any special service required.

Note: • The □ indicates that a choice is required.
- The absence of the □ indicates that no choice is required.
- Alpha-numeric characters in place of □ indicate that no other alternatives are available.

HOW TO BUILD A MODEL NUMBER

Ⓐ Select basic model.

Ⓑ Select non-contrast or fabric contrast 1.
Refer to **ki.com/fabrics**

Ⓒ Select power option.

NP	- No power
WP	- With power

Ⓓ Select power type.

DCP	- Byrne Interlink®IQ System w/Mini-Tap® module OR jumper
RPT	- Mini-Tap® power module w/3-prong plug; add $304

Ⓔ Select Mini-Tap® module w/3-prong plug location.

LFFP	- Left Front Facing Power
LRFP	- Left Rear Facing Power
RFFP	- Right Front Facing Power
RRFP	- Right Rear Facing Power

Ⓕ Select Byrne Interlink®IQ System type.

DCJ	- Byrne Interlink®IQ System jumper only; add $177
DSMOD	- Byrne Interlink®IQ System w/Mini-Tap® module

Ⓖ Select Byrne Interlink®IQ System w/Mini-Tap® module quantity.

MOD1	- One Module; add $480
MOD2	- Two Modules; add $872
MOD3	- Three Modules; add $1262
MOD4	- Four Modules; add $1654

Ⓗ Select Byrne Interlink®IQ System w/Mini-Tap® module location(s).

LFFP	- Left Front Facing Power
LRFP	- Left Rear Facing Power
RFFP	- Right Front Facing Power
RRFP	- Right Rear Facing Power
LFLR	- Left Front, Left Rear Facing Power
LFRF	- Left Front, Right Front Facing Power
LFRR	- Left Front, Right Rear Facing Power
LRRF	- Left Rear, Right Front Facing Power
LRRR	- Left Rear, Right Rear Facing Power
RRRF	- Right Rear, Right Front Facing Power
LFLRRR	- Left Front, Left Rear, Right Rear Facing Power
LFRFLR	- Left Front, Right Front, Left Rear Facing Power
LFRFRR	- Left Front, Right Front, Right Rear Facing Power
RFLRRR	- Right Front, Left Rear, Right Rear Facing Power
LFRFLRRR	- Left Front, Right Front, Left Rear, Right Rear Facing Power

Ⓘ Select power module color.

MPB	- Black power module
MPS	- Silver power module
MPW	- White power module

Ⓙ Select wood feet finish.
Refer to the **Product Color Options** page in this price list.

Ⓚ Select brushed aluminum feet finish.
Refer to the **Product Color Options** page in this price list.

Ⓛ Select moisture barrier.

MB	- Moisture barrier
NMB	- No moisture barrier

See pricing column for moisture barrier upcharge.

Compliance to TB133 Fire Safety Code
For California Technical Bulletin 133 compliant models, a Product Modification Request is required. Contact Customer Service for details.

Model	
MCIH44	$437
MCOH44	$396
MCIH64	$507
MCOH64	$451
MCIH94	$661
MCOH94	$549

INFORMATION
The removable seat design of MyPlace™ High-Back units allows for ease of installation and clean out, as well as inspection of electrical components. MyPlace™ High-Back offers power modules with a 3-prong plug (ETL Listed) or Byrne Interlink® IQ electrical system (an ETL Listed Furniture Power Distribution Unit, electrical system.) Because the system is ETL Listed, MyPlace™ Lounge has not been listed.
All 48" high-back models can be used as free-standing units or can be ganged to other 48" high-back or 60" high-back models. Gangers are included for traditional lineal ganging with 48" high-back models, however, please note installing concealed gangers on 48" high-back models will permanently alter upholstery. Please see Installation Guide for further information related to ganging.

SPECIAL SERVICES

Special Carton Marking

With specially marked information	N/C

Shipping
Ships **assembled, FOB High Point, NC 27263, freight prepaid.** Freight class 250.

Specifications and prices are subject to change without prior notice.

MyPlace™
48" High-Back Lounge Seating

MyPlace™
48" High-Back Lounge Seating

concealed glides shown

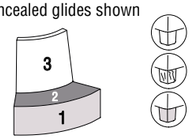

MCO64

Outside Back, 60° Curve, 48" High-Back - Contrast

- 1 = Base (Contrast 1) C.O.M. = 2 yd
- 2 = Seat (Contrast 2) C.O.M. = 1 yd
- 3 = Back (Contrast 3) C.O.M. = 2.5 yd
- Gangers included to gang to other High-Back models.
- Ganging to backless units or High-Back back to side ganging (specify kit separately)
- Does not gang with 32" Low-Back units
- Cannot be retroffited to 60" model
- All base models have foot leveling capacity
- Removable seat design, debris clean-out location, and painted wood base to protect against liquids.
- Overall Dimensions:
- W=54" D=26" H=48"

Seat Dimensions:
- D=18.5" H=18"
- Price is based off of highest grade base or back fabric. Exclude seat fabric when selecting highest grade contrasting fabric.

| | MODEL NUMBER | | |

MyPlace
MyPlace™ 48" High-Back Lounge Seating

MyPlace
MyPlace™ 48" High-Back Lounge Seating

concealed glides shown

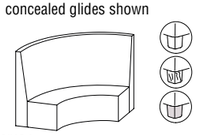

MCI94

Inside Back, 90° Curve, 48" High-Back - Non-contrast

- Non-contrast C.O.M = 8.75 yds
- Gangers included to gang to other High-Back models.
- Ganging to backless units or High-Back back to side ganging (specify kit separately)
- Does not gang with 32" Low-Back units
- Cannot be retroffited to 60" model
- If Byrne Interlink®IQ Power is specified, an additional jumper is always included due to product size, impacting total count for one infeed. See Planning Guide for more information.
- All base models have foot leveling capacity
- Removable seat design, debris clean-out location, and painted wood base to protect against liquids.
- Overall Dimensions:
- W=76.5" D=26" H=48"

Seat Dimensions:
- D=18.5" H=18"

| | MODEL NUMBER | | |

MyPlace™

MyPlace™ 48" High-Back Lounge Seating

MyPlace™

MyPlace™ 48" High-Back Lounge Seating

concealed glides shown

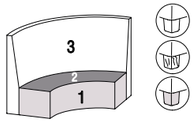

MCI94

Inside Back, 90° Curve, 48" High-Back - Contrast

- 1 = Base (Contrast 1) C.O.M. = 2.5 yd
- 2 = Seat (Contrast 2) C.O.M. = 1.5 yd
- 3 = Back (Contrast 3) C.O.M. = 5.75 yd
- Gangers included to gang to other High-Back models.
- Ganging to backless units or High-Back back to side ganging (specify kit separately)
- Does not gang with 32" Low-Back units
- Cannot be retroffited to 60" model
- If Byrne Interlink®IQ Power is specified, an additional jumper is always included due to product size, impacting total count for one infeed. See Planning Guide for more information.
- All base models have foot leveling capacity
- Removable seat design, debris clean-out location, and painted wood base to protect against liquids.
- Overall Dimensions:
- W=76.5" D=26" H=48"

Seat Dimensions:

- D=18.5" H=18"
- Price is based off of highest grade base or back fabric. Exclude seat fabric when selecting highest grade contrasting fabric.

	Features	MODEL NUMBER Basic Model	Non-Contor Fabric Cont 1	Fab Con 2	Fab Con 3	Pwr Opt	Pwr Type	MT Pwr Loc	IQ Pwr Type	IQ Mod Qty	IQ Pwr Loc	Pwr Color	Wd Feet Fin	Alum Feet Fin	Moist Barr	Approx. Packaged Weight	Grade C.O.M.	Grade C	Grade D	Grade E & C.O.L.	Grade F	Grade G	Grade H	Grade I	Grade J	Grade K	Grade L Leather	Grade M Leather	Moisture Barrier add to list price
	Concealed Glide	MCIH94/CGL/FC	□□	□□	□□	□□	□□	□□	□□	□□	□□	□□			□□	223.0#	$ 3282	$ 3727	$ 3843	$ 3984	$ 4078	$ 4265	$ 4452	$ 4718	$ 5154	$ 5622	$ 6091	$ 7028	$ 299
	Poly Feet	MCIH94/PFT/FC	□□	□□	□□	□□	□□	□□	□□	□□	□□	□□			□□	223.0#	3282	3727	3843	3984	4078	4265	4452	4718	5154	5622	6091	7028	299
	Wood Feet	MCIH94/WFT/FC	□□	□□	□□	□□	□□	□□	□□	□□	□□	□□	□□		□□	223.0#	3406	3851	3967	4109	4202	4389	4576	4843	5278	5747	6215	7152	299
	Aluminum Feet	MCIH94/AFT/FC	□□	□□	□□	□□	□□	□□	□□	□□	□□	□□	□□		□□	223.0#	3406	3851	3967	4109	4202	4389	4576	4843	5278	5747	6215	7152	299
			Ⓐ	Ⓑ	Ⓒ	Ⓓ	Ⓔ	Ⓕ	Ⓖ	Ⓗ	Ⓘ	Ⓙ	Ⓚ	Ⓛ	Ⓜ	Ⓝ														

HOW TO ORDER

Indicate the following information on order form:

1. Quantity of each item.
2. Model number, including options. See "How To Build a Model Number".
3. Any special service required.

Note: • The □ indicates that a choice is required.

- The absence of the □ indicates that no choice is required.
- Alpha-numeric characters in place of □ indicate that no other alternatives are available.

HOW TO BUILD A MODEL NUMBER

Ⓐ Select basic model.

Ⓑ Select non-contrast or fabric contrast 1.
Refer to **ki.com/fabrics**

Ⓒ Select fabric contrast 2.
Refer to **ki.com/fabrics**

Ⓓ Select fabric contrast 3.
Refer to **ki.com/fabrics**

Ⓔ Select power option.

NP	- No power
WP	- With power

Ⓕ Select power type.

DCP	- Byrne Interlink®IQ System w/Mini-Tap® module OR jumper
RPT	- Mini-Tap® power module w/3-prong plug; add $304

Ⓖ Select Mini-Tap® module w/3-prong plug location.

LFFP	- Left Front Facing Power
LRFP	- Left Rear Facing Power
RFFP	- Right Front Facing Power
RRFP	- Right Rear Facing Power

Ⓗ Select Byrne Interlink®IQ System type.

DCJ	- Byrne Interlink®IQ System jumper only; add $177
DSMOD	- Byrne Interlink®IQ System w/Mini-Tap® module

Ⓘ Select Byrne Interlink®IQ System w/Mini-Tap® module quantity.

MOD1	- One Module; add $480
MOD2	- Two Modules; add $872
MOD3	- Three Modules; add $1262
MOD4	- Four Modules; add $1654

Ⓙ Select Byrne Interlink®IQ System w/Mini-Tap® module location(s).

LFFP	- Left Front Facing Power
LRFP	- Left Rear Facing Power
RFFP	- Right Front Facing Power
RRFP	- Right Rear Facing Power
LFLR	- Left Front, Left Rear Facing Power
LFRF	- Left Front, Right Front Facing Power
LFRR	- Left Front, Right Rear Facing Power
LRRF	- Left Rear, Right Front Facing Power
LRRR	- Left Rear, Right Rear Facing Power
RRRF	- Right Rear, Right Front Facing Power
LFLRRR	- Left Front, Left Rear, Right Rear Facing Power
LFRFLR	- Left Front, Right Front, Left Rear Facing Power
LFRFRR	- Left Front, Right Front, Right Rear Facing Power
RFLRRR	- Right Front, Left Rear, Right Rear Facing Power
LFRFLRRR	- Left Front, Right Front, Left Rear, Right Rear Facing Power

Ⓚ Select power module color.

MPB	- Black power module
MPS	- Silver power module
MPW	- White power module

Ⓛ Select wood feet finish.
Refer to the **Product Color Options** page in this price list.

Ⓜ Select brushed aluminum feet finish.
Refer to the **Product Color Options** page in this price list.

Ⓝ Select moisture barrier.

MB	- Moisture barrier
NMB	- No moisture barrier

See pricing column for moisture barrier upcharge.

Compliance to TB133 Fire Safety Code

For California Technical Bulletin 133 compliant models, a Product Modification Request is required. Contact Customer Service for details.

Model

MCIH44	$437
MCOH44	$396
MCIH64	$507
MCOH64	$451
MCIH94	$661
MCOH94	$549

INFORMATION

The removable seat design of MyPlace™ High-Back units allows for ease of installation and clean out, as well as inspection of electrical components. MyPlace™ High-Back offers power modules with a 3-prong plug (ETL Listed) or Byrne Interlink® IQ electrical system (an ETL Listed Furniture Power Distribution Unit, electrical system.) Because the system is ETL Listed, MyPlace™ Lounge has not been listed.
All 48" high-back models can be used as free-standing units or can be ganged to other 48" high-back or 60" high-back models. Gangers are included for traditional lineal ganging with 48" high-back models, however, please note installing concealed gangers on 48" high-back models will permanently alter upholstery. Please see Installation Guide for further information related to ganging.

SPECIAL SERVICES

Special Carton Marking

With specially marked information N/C

Shipping

Ships **assembled, FOB High Point, NC 27263, freight prepaid.** Freight class 250.

Specifications and prices are subject to change without prior notice.

MyPlace™
48" High-Back Lounge Seating

MyPlace™
48" High-Back Lounge Seating

concealed glides shown

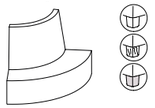

MCO94

Outside Back, 90* Curve, 48" High-Back - Non-contrast

- Non-contrast C.O.M = 6.75 yds
- Gangers included to gang to other High-Back models.
- Ganging to backless units or High-Back back to side ganging (specify kit separately)
- Does not gang with 32" Low-Back units
- Cannot be retroffited to 60" model
- If Byrne Interlink®IQ Power is specified, an additional jumper is always included due to product size, impacting total count for one infeed. See Planning Guide for more information.
- All base models have foot leveling capacity
- Removable seat design, debris clean-out location, and painted wood base to protect against liquids.
- Overall Dimensions:
- W=76.5" D=26" H=48"

Seat Dimensions:
- D=18.5" H=18"

	Features	MODEL NUMBER: Basic Model	Non-Cont or Fabric Cont 1	Pwr Opt	Pwr Type	MT Pwr Loc	IQ Pwr Type	IQ Mod Qty	IQ Pwr Loc	Pwr Color	Wd Feet Fin	Alum Feet Fin	Moist Barr	Approx. Packaged Weight	Grade C.O.M.	Grade C	Grade D	Grade E & C.O.L.	Grade F	Grade G	Grade H	Grade I	Grade J	Grade K	Grade L Leather	Grade M Leather	Moisture Barrier add to list price
	Concealed Glide	MCOH94/CGL/NC	□□	□□	□□	□□	□□	□□	□□	□□			□□	190.0#	$ 3147	$ 3450	$ 3529	$ 3625	$ 3689	$ 3816	$ 3945	$ 4124	$ 4422	$ 4740	$ 5058	$ 5695	$ 270
	Poly Feet	MCOH94/PFT/NC	□□	□□	□□	□□	□□	□□	□□	□□			□□	190.0#	3147	3450	3529	3625	3689	3816	3945	4124	4422	4740	5058	5695	270
	Wood Feet	MCOH94/WFT/NC	□□	□□	□□	□□	□□	□□	□□	□□	□□		□□	190.0#	3269	3572	3651	3748	3811	3938	4067	4246	4544	4862	5180	5817	270
	Aluminum Feet	MCOH94/AFT/NC	□□	□□	□□	□□	□□	□□	□□	□□		□□	□□	190.0#	3269	3572	3651	3748	3811	3938	4067	4246	4544	4862	5180	5817	270

MyPlace™
48" High-Back Lounge Seating

MyPlace™
48" High-Back Lounge Seating

concealed glides shown

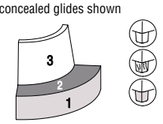

MCO94

Outside Back, 90* Curve, 48" High-Back - Contrast

- 1 = Base (Contrast 1) C.O.M. = 2.5 yd
- 2 = Seat (Contrast 2) C.O.M. = 1.75 yd
- 3 = Back (Contrast 3) C.O.M. = 3.75 yd
- Gangers included to gang to other High-Back models.
- Ganging to backless units or High-Back back to side ganging (specify kit separately)
- Does not gang with 32" Low-Back units
- Cannot be retroffited to 60" model
- If Byrne Interlink®IQ Power is specified, an additional jumper is always included due to product size, impacting total count for one infeed. See Planning Guide for more information.
- All base models have foot leveling capacity
- Removable seat design, debris clean-out location, and painted wood base to protect against liquids.
- Overall Dimensions:
- W=76.5" D=26" H=48"

Seat Dimensions:
- D=18.5" H=18"
- Price is based off of highest grade base or back fabric. Exclude seat fabric when selecting highest grade contrasting fabric.

| | | MODEL NUMBER | | |

MyPlace™
60" High-Back Lounge Seating

MyPlace™
60" High-Back Lounge Seating

concealed glides shown

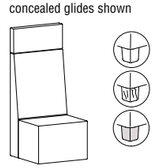

MSQ60

Lounge Chair, 60" High-Back - Non-contrast

- Non-contrast C.O.M = 5.25 yds
- Gangers included to gang to other 60" High-Back models.
- Ganging to backless units or High-Back back to side ganging (specify kit separately)
- Does not gang with 32" Low-Back units
- Cannot be retroffited to 48" model
- All base models have foot leveling capacity
- Removable seat design, debris clean-out location, and painted wood base to protect against liquids.
- Overall Dimensions:
- W=26" D=26" H=60"

Seat Dimensions:

- D=18.5" H=18"

	Features	MODEL NUMBER Basic Model	Non-Cont or Fabric Cont 1	Pwr Opt	Pwr Type	MT Pwr Loc	IQ Pwr Type	IQ Mod Qty	IQ Pwr Loc	Pwr Color	Wd Feet Fin	Alum Feet Fin	Moist Barr	Approx. Packaged Weight	Grade C.O.M.	Grade C	Grade D	Grade E & C.O.L.	Grade F	Grade G	Grade H	Grade I	Grade J	Grade K	Grade L Leather	Grade M Leather	Moisture Barrier add to list price
	Concealed Glides	MSQH60/CGL/NC	☐☐	☐☐	☐☐	☐☐	☐☐	☐☐	☐☐	☐☐			☐☐	120.0#	$ 2558	$ 2793	$ 2856	$ 2929	$ 2979	$ 3078	$ 3177	$ 3319	$ 3549	$ 3797	$ 4043	$ 4540	$ 249
	Poly Feet	MSQH60/PFT/NC	☐☐	☐☐	☐☐	☐☐	☐☐	☐☐	☐☐	☐☐			☐☐	120.0#	2558	2793	2856	2929	2979	3078	3177	3319	3549	3797	4043	4540	249
	Wood Feet	MSQH60/WFT/NC	☐☐	☐☐	☐☐	☐☐	☐☐	☐☐	☐☐	☐☐	☐☐		☐☐	120.0#	2680	2915	2978	3052	3101	3200	3300	3441	3671	3919	4165	4663	249
	Aluminum Feet	MSQH60/AFT/NC	☐☐	☐☐	☐☐	☐☐	☐☐	☐☐	☐☐	☐☐		☐☐	☐☐	120.0#	2680	2915	2978	3052	3101	3200	3300	3441	3671	3919	4165	4663	249
			A	B	C	D	E	F	G	H	I	J	K	L													

HOW TO ORDER

Indicate the following information on order form:
1. Quantity of each item.
2. Model number, including options. See "How To Build a Model Number".
3. Any special service required.

Note: • The ☐ indicates that a choice is required.
- The absence of the ☐ indicates that no choice is required.
- Alpha-numeric characters in place of ☐ indicate that no other alternatives are available.

HOW TO BUILD A MODEL NUMBER

A Select basic model.

B Select non-contrast or fabric contrast 1.
Refer to **ki.com/fabrics**

C Select power option.

NP	- No power
WP	- With power

D Select power type.

DCP	- Byrne Interlink®IQ System w/Mini-Tap® module OR jumper
RPT	- Mini-Tap® power module w/3-prong plug; add $304

E Select Mini-Tap® module w/3-prong plug location.

LFFP	- Left Front Facing Power
LRFP	- Left Rear Facing Power
RFFP	- Right Front Facing Power
RRFP	- Right Rear Facing Power

F Select Byrne Interlink®IQ System type.

DCJ	- Byrne Interlink®IQ System jumper only; add $120
DSMOD	- Byrne Interlink®IQ System w/Mini-Tap® module

G Select Byrne Interlink®IQ System w/Mini-Tap® module quantity.

MOD1	- One Module; add $392
MOD2	- Two Modules; add $783
MOD3	- Three Modules; add $1175
MOD4	- Four Modules; add $1566

H Select Byrne Interlink®IQ System w/Mini-Tap® module quantity.

LFFP	- Left Front Facing Power
LRFP	- Left Rear Facing Power
RFFP	- Right Front Facing Power
RRFP	- Right Rear Facing Power
LFLR	- Left Front, Left Rear Facing Power
LFRF	- Left Front, Right Front Facing Power
LFRR	- Left Front, Right Rear Facing Power
LRRF	- Left Rear, Right Front Facing Power
LRRR	- Left Rear, Right Rear Facing Power
RRRF	- Right Rear, Right Front Facing Power
LFLRRR	- Left Front, Left Rear, Right Rear Facing Power
LFRFLR	- Left Front, Right Front, Left Rear Facing Power
LFRFRR	- Left Front, Right Front, Right Rear Facing Power
RFLRRR	- Right Front, Left Rear, Right Rear Facing Power
LFRFLRRR	- Left Front, Right Front, Left Rear, Right Rear Facing Power

I Select module color.

MPB	- Black power module
MPS	- Silver power module
MPW	- White power module

J Select wood feet finish.
Refer to the **Product Color Options** page in this price list.

K Select brushed aluminum feet finish.
Refer to the **Product Color Options** page in this price list.

L Select moisture barrier.

MB	- Moisture barrier
NMB	- No moisture barrier

See pricing column for moisture barrier upcharge.

Compliance to TB133 Fire Safety Code

For California Technical Bulletin 133 compliant models, a Product Modification Request is required. Contact Customer Service for details.

Model
MSQH48 $424
MSQH60 $462

INFORMATION

The removable seat design of MyPlace™ High-Back units allows for ease of installation and clean out, as well as inspection of electrical components. MyPlace™ High-Back offers UL recognized power components and an ETL-Listed power system (Byrne Interlink® IQ). MyPlace™ Lounge is not a UL listed Office Furnishing.

SPECIAL SERVICES

Special Carton Marking

With specially marked information N/C

Shipping

Ships **partially assembled, FOB High Point, NC 27263, freight prepaid.** Freight class 250.

Specifications and prices are subject to change without prior notice.

MyPlace™
60" High-Back Lounge Seating

MyPlace™
60" High-Back Lounge Seating

concealed glides shown

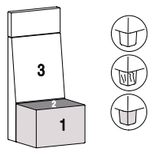

MSQ60

Lounge Chair, 60" High-Back - Contrast

- 1 = Base (Contrast 1) C.O.M. = 1.25 yd
- 2 = Seat (Contrast 2) C.O.M. = .75 yd
- 3 = Back (Contrast 3) C.O.M. = 3.5 yd
- Gangers included to gang to other 60" High-Back models.
- Ganging to backless units or High-Back back to side ganging (specify kit separately)
- Does not gang with 32" Low-Back units
- Cannot be retroffited to 48" model
- All base models have foot leveling capacity
- Removable seat design, debris clean-out location, and painted wood base to protect against liquids.
- Overall Dimensions:
- W=26" D=26" H=60"

Seat Dimensions:
- D=18.5" H=18"
- Price is based off of highest grade base or back fabric. Exclude seat fabric when selecting highest grade contrasting fabric.

| | MODEL NUMBER | | |

MyPlace™
60" High-Back Lounge Seating

MyPlace™
60" High-Back Lounge Seating

concealed glides shown

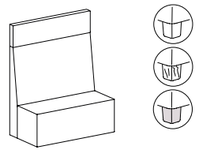

MRB60

Rectangle with 60" High-Back - Non-contrast

- Non-contrast C.O.M = 6.75 yds
- Gangers included to gang to other 60" high-back models.
- Ganging to backless units or high-back back to side ganging (specify kit separately)
- Does not gang with 32" low-back units
- Cannot be retroffited to 48" model
- All base models have foot leveling capacity
- Removable seat design, debris clean-out location, and painted wood base to protect against liquids.
- Overall Dimensions:
- W=48" D=26" H=60"

Seat Dimensions:

- D=18.5" H=18"

| | MODEL NUMBER | | |

MyPlace™
60" High-Back Lounge Seating

MyPlace™
60" High-Back Lounge Seating

concealed glides shown

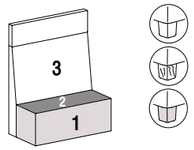

MRB60

Rectangle with 60" High-Back - Contrast

- 1 = Base (Contrast 1) C.O.M. = 2 yd
- 2 = Seat (Contrast 2) C.O.M. = .75 yd
- 3 = Back (Contrast 3) C.O.M. = 5 yd
- Gangers included to gang to other 60" High-Back models.
- Ganging to backless units or High-Back back to side ganging (specify kit separately)
- Does not gang with 32" Low-Back units
- Cannot be retroffited to 48" model
- All base models have foot leveling capacity
- Removable seat design, debris clean-out location, and painted wood base to protect against liquids.
- Overall Dimensions:
- W=48" D=26" H=60"

Seat Dimensions:

- D=18.5" H=18"
- Price is based off of highest grade base or back fabric. Exclude seat fabric when selecting highest grade contrasting fabric.

| | MODEL NUMBER | | |

MyPlace™
60" High-Back Lounge Seating

MyPlace™
60" High-Back Lounge Seating

concealed glides shown





MEC60

Extended Corner LEFT with 60" High-Back - Non-contrast

- Non-contrast C.O.M = 7.75 yds
- Gangers included to gang to other 60" High-Back models.
- Ganging to backless units or High-Back back to side ganging (specify kit separately)
- Does not gang with 32" Low-Back units
- Cannot be retroffited to 48" model
- Power cannot be specified on front of unit on closed-end side. Three available power locations.
- All base models have foot leveling capacity
- Removable seat design, debris clean-out location, and painted wood base to protect against liquids.
- Overall Dimensions:
- W=48" D=26" H=60"

Seat Dimensions:
- D=18.5" H=18"

	MODEL NUMBER											
Features	Basic Model	Non-Contor Fabric Cont 1	Pwr Opt	Pwr Type	MT Pwr Loc	IQ Pwr Type	IQ Mod Qty	IQ Pwr Loc	Power Color	Wd Feet Fin	Alum Feet Fin	Moist Barr
Concealed Glides	MECH60L/CGL/NC	□□	□□	□□	□□	□□	□□	□□	□□			□□
Poly Feet	MECH60L/PFT/NC	□□	□□	□□	□□	□□	□□	□□	□□			□□
Wood Feet	MECH60L/WFT/NC	□□	□□	□□	□□	□□	□□	□□	□□	□□		□□
Aluminum Feet	MECH60L/AFT/NC	□□	□□	□□	□□	□□	□□	□□	□□		□□	□□

Approx. Packaged Weight	Grade C.O.M.	Grade C	Grade D	Grade E & C.O.L.	Grade F	Grade G	Grade H	Grade I	Grade J	Grade K	Grade L Leather	Grade M Leather	Moisture Barrier add to list price
185.0#	$ 3713	$ 4060	$ 4151	$ 4260	$ 4334	$ 4480	$ 4627	$ 4833	$ 5176	$ 5540	$ 5906	$ 6637	$ 286
185.0#	3713	4060	4151	4260	4334	4480	4627	4833	5176	5540	5906	6637	286
185.0#	3835	4182	4273	4383	4456	4602	4749	4955	5298	5662	6028	6759	286
185.0#	3835	4182	4273	4383	4456	4602	4749	4955	5298	5662	6028	6759	286

Ⓐ Ⓑ Ⓒ Ⓓ Ⓔ Ⓕ Ⓖ Ⓗ Ⓘ Ⓙ Ⓚ Ⓛ

HOW TO ORDER

Indicate the following information on order form:
1. Quantity of each item.
2. Model number, including options. See "How To Build a Model Number".
3. Any special service required.

Note: • The □ indicates that a choice is required.
- The absence of the □ indicates that no choice is required.
- Alpha-numeric characters in place of □ indicate that no other alternatives are available.

HOW TO BUILD A MODEL NUMBER

Ⓐ Select basic model.

Ⓑ Select non-contrast or fabric contrast 1.
Refer to **ki.com/fabrics**

Ⓒ Select power option.
- **NP** - No power
- **WP** - With power

Ⓓ Select power type.
- **DCP** - Byrne Interlink®IQ System w/Mini-Tap® module OR jumper
- **RPT** - Mini-Tap® power module w/3-prong plug; add $304

Ⓔ Select Mini-Tap® module w/3-prong plug location.
- **LRFP** - Left Rear Facing Power
- **RFFP** - Right Front Facing Power
- **RRFP** - Right Rear Facing Power

Ⓕ Select Byrne Interlink®IQ System type.
- **DCJ** - Byrne Interlink®IQ System jumper only; add $120
- **DSMOD** - Byrne Interlink®IQ System w/Mini-Tap® module

Ⓖ Select Byrne Interlink®IQ System w/Mini-Tap® module quantity.
- **MOD1** - One Module; add $392
- **MOD2** - Two Modules; add $783
- **MOD3** - Three Modules; add $1175

Ⓗ Select Byrne Interlink®IQ System w/Mini-Tap® module location(s).
- **LRFP** - Left Rear Facing Power
- **RFFP** - Right Front Facing Power
- **RRFP** - Right Rear Facing Power
- **LRRF** - Left Rear, Right Front Facing Power
- **LRRR** - Left Rear, Right Rear Facing Power
- **RRRF** - Right Rear, Right Front Facing Power
- **RFLRRR** - Right Front, Left Rear, Right Rear Facing Power

Ⓘ Select power module color.
- **MPB** - Black power module
- **MPS** - Silver power module
- **MPW** - White power module

Ⓙ Select wood feet finish.
Refer to the **Product Color Options** page in this price list.

Ⓚ Select brushed aluminum feet finish.
Refer to the **Product Color Options** page in this price list.

Ⓛ Select moisture barrier.
- **MB** - Moisture barrier
- **NMB** - No moisture barrier

See pricing column for moisture barrier upcharge.

Compliance to TB133 Fire Safety Code
For California Technical Bulletin 133 compliant models, a Product Modification Request is required. Contact Customer Service for details.

Model
MECH60L $605
MECH60R $605
MCNH60L $493
MCNH60R $493

INFORMATION
The removable seat design of MyPlace™ High-Back units allows for ease of installation and clean out, as well as inspection of electrical components. MyPlace™ High-Back offers UL recognized power components and an ETL-Listed power system (Byrne Interlink® IQ). MyPlace™ Lounge is not a UL listed Office Furnishing.

SPECIAL SERVICES
Special Carton Marking

With specially marked information N/C

Shipping
Ships **partially assembled, FOB High Point, NC 27263, freight prepaid.** Freight class 250.

Specifications and prices are subject to change without prior notice.

MyPlace™
60" High-Back Lounge Seating

MyPlace™
60" High-Back Lounge Seating

concealed glides shown

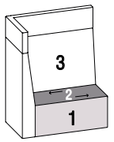

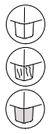

MEC60

Extended Corner LEFT with 60" High-Back - Contrast

- 1 = Base (Contrast 1) C.O.M. = 2 yd
- 2 = Seat (Contrast 2) C.O.M. = .75 yd
- 3 = Back (Contrast 3) C.O.M. = 6 yd
- Gangers included to gang to other 60" High-Back models.
- Ganging to backless units or High-Back back to side ganging (specify kit separately)
- Does not gang with 32" Low-Back units
- Cannot be retroffited to 48" model
- Power cannot be specified on front of unit on closed-end side. Three available power locations.
- All base models have foot leveling capacity
- Removable seat design, debris clean-out location, and painted wood base to protect against liquids.
- Overall Dimensions:
- W=48" D=26" H=60"

Seat Dimensions:
- D=18.5" H=18"
- Price is based off of highest grade base or back fabric. Exclude seat fabric when selecting highest grade contrasting fabric.

| | MODEL NUMBER | | |

MyPlace™
60" High-Back Lounge Seating

MyPlace™
60" High-Back Lounge Seating

concealed glides shown

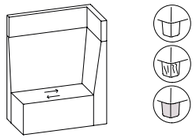

MEC60

Extended Corner RIGHT with 60" High-Back - Non-contrast

- Non-contrast C.O.M = 7.75 yds
- Gangers included to gang to other 60" High-Back models.
- Ganging to backless units or High-Back back to side ganging (specify kit separately)
- Does not gang with 32" Low-Back units
- Cannot be retroffited to 48" model
- Power cannot be specified on front of unit on closed-end side. Three available power locations.
- All base models have foot leveling capacity
- Removable seat design, debris clean-out location, and painted wood base to protect against liquids.
- Overall Dimensions:
- W=48" D=26" H=60"

Seat Dimensions:
- D=18.5" H=18"

| | MODEL NUMBER | | |

MyPlace™
60" High-Back Lounge Seating

MyPlace™
60" High-Back Lounge Seating

concealed glides shown

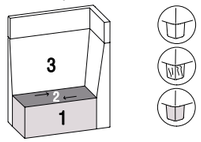

MEC60

Extended Corner RIGHT with 60" High-Back - Contrast

- 1 = Base (Contrast 1) C.O.M. = 2 yd
- 2 = Seat (Contrast 2) C.O.M. = .75 yd
- 3 = Back (Contrast 3) C.O.M. = 6 yd
- Gangers included to gang to other 60" High-Back models.
- Ganging to backless units or High-Backback to side ganging (specify kit separately)
- Does not gang with 32" Low-Back units
- Cannot be retroffited to 48" model
- Power cannot be specified on front of unit on closed-end side. Three available power locations.
- All base models have foot leveling capacity
- Removable seat design, debris clean-out location, and painted wood base to protect against liquids.
- Overall Dimensions:
- W=48" D=26" H=60"

Seat Dimensions:

- D=18.5" H=18"
- Price is based off of highest grade base or back fabric. Exclude seat fabric when selecting highest grade contrasting fabric.

	MODEL NUMBER													
Features	Basic Model	Non-Contor Fabric Cont 1	Fab Con 2	Fab Con 3	Pwr Opt	Pwr Type	MT Pwr Loc	IQ Pwr Type	IQ Mod Qty	IQ Pwr Loc	Power Color	Wd Feet Fin	Alum Feet Fin	Moist Barr
Concealed Glides	MECH60R/CGL/FC	☐☐	☐☐	☐☐	☐☐	☐☐	☐☐	☐☐	☐☐	☐☐	☐☐			☐☐
Poly Feet	MECH60R/PFT/FC	☐☐	☐☐	☐☐	☐☐	☐☐	☐☐	☐☐	☐☐	☐☐	☐☐			☐☐
Wood Feet	MECH60R/WFT/FC	☐☐	☐☐	☐☐	☐☐	☐☐	☐☐	☐☐	☐☐	☐☐	☐☐	☐☐		☐☐
Aluminum Feet	MECH60R/AFT/FC	☐☐	☐☐	☐☐	☐☐	☐☐	☐☐	☐☐	☐☐	☐☐	☐☐		☐☐	☐☐
		Ⓐ	Ⓑ	Ⓒ	Ⓓ	Ⓔ	Ⓕ	Ⓖ	Ⓗ	Ⓘ	Ⓙ	Ⓚ	Ⓛ	Ⓜ	Ⓝ

Approx. Packaged Weight	Grade C.O.M.	Grade C	Grade D	Grade E & C.O.L.	Grade F	Grade G	Grade H	Grade I	Grade J	Grade K	Grade L Leather	Grade M Leather	Moisture Barrier add to list price
185.0#	$ 3779	$ 4178	$ 4283	$ 4408	$ 4493	$ 4661	$ 4829	$ 5067	$ 5459	$ 5880	$ 6300	$ 7140	$ 286
185.0#	3779	4178	4283	4408	4493	4661	4829	5067	5459	5880	6300	7140	286
185.0#	3903	4302	4407	4533	4617	4786	4953	5192	5584	6004	6424	7264	286
185.0#	3903	4302	4407	4533	4617	4786	4953	5192	5584	6004	6424	7264	286

HOW TO ORDER

Indicate the following information on order form:
1. Quantity of each item.
2. Model number, including options. See "How To Build a Model Number".
3. Any special service required.

Note: • The ☐ indicates that a choice is required.
- The absence of the ☐ indicates that no choice is required.
- Alpha-numeric characters in place of ☐ indicate that no other alternatives are available.

HOW TO BUILD A MODEL NUMBER

Ⓐ Select basic model.

Ⓑ Select non-contrast or fabric contrast 1.
Refer to **ki.com/fabrics**

Ⓒ Select fabric contrast 2.
Refer to **ki.com/fabrics**

Ⓓ Select fabric contrast 3.
Refer to **ki.com/fabrics**

Ⓔ Select power option.

NP	- No power
WP	- With power

Ⓕ Select power type.

DCP	- Byrne Interlink®IQ System w/Mini-Tap® module OR jumper
RPT	- Mini-Tap® power module w/3-prong plug; add $304

Ⓖ Select Mini-Tap® module w/3-prong plug location.

LFFP	- Left Front Facing Power
LRFP	- Left Rear Facing Power
RRFP	- Right Rear Facing Power

Ⓗ Select Byrne Interlink®IQ System type.

DCJ	- Byrne Interlink®IQ System jumper only; add $120
DSMOD	- Byrne Interlink®IQ System w/Mini-Tap® module

Ⓘ Select Byrne Interlink®IQ System w/Mini-Tap® module quantity.

MOD1	- One Module; add $392
MOD2	- Two Modules; add $783
MOD3	- Three Modules; add $1175

Ⓙ Select Byrne Interlink®IQ System w/Mini-Tap® module location(s).

LFFP	- Left Front Facing Power
LRFP	- Left Rear Facing Power
RRFP	- Right Rear Facing Power
LFLR	- Left Front, Left Rear Facing Power
LFRR	- Left Front, Right Rear Facing Power
LRRR	- Left Rear, Right Rear Facing Power
LFLRRR	- Left Front, Left Rear, Right Rear Facing Power

Ⓚ Select power module color.

MPB	- Black power module
MPS	- Silver power module
MPW	- White power module

Ⓛ Select wood feet finish.
Refer to the **Product Color Options** page in this price list.

Ⓜ Select brushed aluminum feet finish.
Refer to the **Product Color Options** page in this price list.

Ⓝ Select moisture barrier.

MB	- Moisture barrier
NMB	- No moisture barrier

See pricing column for moisture barrier upcharge.

Compliance to TB133 Fire Safety Code

For California Technical Bulletin 133 compliant models, a Product Modification Request is required. Contact Customer Service for details.

Model
MECH60L $605
MECH60R $605
MCNH60L $493
MCNH60R $493

INFORMATION

The removable seat design of MyPlace™ High-Back units allows for ease of installation and clean out, as well as inspection of electrical components. MyPlace™ High-Back offers UL recognized power components and an ETL-Listed power system (Byrne Interlink® IQ). MyPlace™ Lounge is not a UL listed Office Furnishing.

SPECIAL SERVICES

Special Carton Marking

With specially marked information N/C

Shipping

Ships **partially assembled, FOB High Point, NC 27263, freight prepaid.** Freight class 250.

Specifications and prices are subject to change without prior notice.

MyPlace™
60" High-Back Lounge Seating

MyPlace™
60" High-Back Lounge Seating

concealed glides shown

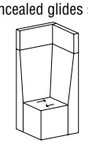

MCN60



MODEL

Corner LEFT with 60" High-Back - Non-contrast

- Non-contrast C.O.M = 5.75 yds
- Gangers included to gang to other 60" High-Back models.
- Ganging to backless units or High-Back back to side ganging (specify kit separately)
- Does not gang with 32" Low-Back units
- Cannot be retroffited to 48" model
- No Mini-Tap® Power options
- Byrne Interlink®IQ power only available as a pass-through jumper
- All base models have foot leveling capacity
- Removable seat design, debris clean-out location, and painted wood base to protect against liquids.
- Overall Dimensions:
- W=26" D=26" H=60"

Seat Dimensions:

- D=18.5" H=18"

Features	MODEL NUMBER Basic Model	Non-Contrast or Fabric Contrast 1	Power Option	Wood Feet Finish	Aluminum Feet Finish	Moisture Barrier	Approx. Packaged Weight	Grade C.O.M.	Grade C	Grade D	Grade E & C.O.L.	Grade F	Grade G	Grade H	Grade I	Grade J	Grade K	Grade L Leather	Grade M Leather	Moisture Barrier add to list price
Concealed Glides	MCNH60L/CGL/NC	□□□	□□□			□□□	130.0#	$ 2867	$ 3125	$ 3192	$ 3274	$ 3328	$ 3436	$ 3545	$ 3699	$ 3951	$ 4224	$ 4495	$ 5037	$ 257
Poly Feet	MCNH60L/PFT/NC	□□□	□□□			□□□	130.0#	2867	3125	3192	3274	3328	3436	3545	3699	3951	4224	4495	5037	257
Wood Feet	MCNH60L/WFT/NC	□□□	□□□	□□		□□□	130.0#	2989	3247	3314	3396	3450	3558	3667	3821	4073	4346	4617	5159	257
Aluminum Feet	MCNH60L/AFT/NC	□□□	□□□		□□	□□□	130.0#	2989	3247	3314	3396	3450	3558	3667	3821	4073	4346	4617	5159	257
		Ⓑ	Ⓒ	Ⓓ	Ⓔ	Ⓕ														

HOW TO ORDER

Indicate the following information on order form:
1. Quantity of each item.
2. Model number, including options. See "How To Build a Model Number".
3. Any special service required.

Note: • The □ indicates that a choice is required.
- The absence of the □ indicates that no choice is required.
- Alpha-numeric characters in place of □ indicate that no other alternatives are available.

HOW TO BUILD A MODEL NUMBER

Ⓐ Select basic model.

Ⓑ Select non-contrast or fabric contrast 1.
Refer to **ki.com/fabrics**

Ⓒ Select power option.

DCJ	- Byrne Interlink®IQ System jumper only; add $120
NP	- No power

Ⓓ Select wood feet finish.
Refer to the **Product Color Options** page in this price list.

Ⓔ Select brushed aluminum feet finish.
Refer to the **Product Color Options** page in this price list.

Ⓕ Select moisture barrier.

MB	- Moisture barrier
NMB	- No moisture barrier

See pricing column for moisture barrier upcharge.

Compliance to TB133 Fire Safety Code
For California Technical Bulletin 133 compliant models, a Product Modification Request is required. Contact Customer Service for details.

Model
MECH60L $605
MECH60R $605
MCNH60L $493
MCNH60R $493

INFORMATION
The removable seat design of MyPlace™ High-Back units allows for ease of installation and clean out, as well as inspection of electrical components. MyPlace™ High-Back offers UL recognized power components and an ETL-Listed power system (Byrne Interlink® IQ). MyPlace™ Lounge is not a UL listed Office Furnishing.

SPECIAL SERVICES

Special Carton Marking

With specially marked information	N/C

Shipping
Ships **partially assembled, FOB High Point, NC 27263, freight prepaid.** Freight class 250.

Specifications and prices are subject to change without prior notice.

MyPlace™
60" High-Back Lounge Seating

MyPlace™
60" High-Back Lounge Seating

concealed glides shown

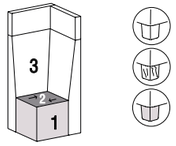

MCN60

Corner LEFT with 60" High-Back - Contrast

- 1 = Base (Contrast 1) C.O.M. = 1.5 yd
- 2 = Seat (Contrast 2) C.O.M. = .75 yd
- 3 = Back (Contrast 3) C.O.M. = 4.75 yd
- Gangers included to gang to other 60" High-Back models.
- Ganging to backless units or High-Back back to side ganging (specify kit separately)
- Does not gang with 32" Low-Back units
- Cannot be retroffited to 48" model
- No Mini-Tap® Power options
- Byrne Interlink®IQ power only available as a pass-through jumper
- All base models have foot leveling capacity
- Removable seat design, debris clean-out location, and painted wood base to protect against liquids.
- Overall Dimensions:
- W=26" D=26" H=60"

Seat Dimensions:
- D=18.5" H=18"
- Price is based off of highest grade base or back fabric. Exclude seat fabric when selecting highest grade contrasting fabric.

	MODEL NUMBER																								
Features	Basic Model	Non-Contrast or Fabric Contrast 1	Fabric Contrast 2	Fabric Contrast 3	Power Option	Wood Feet Finish	Alum-inum Feet Finish	Moisture Barrier	Approx. Packaged Weight	Grade C.O.M.	Grade C	Grade D	Grade E & C.O.L.	Grade F	Grade G	Grade H	Grade I	Grade J	Grade K	Grade L Leather	Grade M Leather	Moisture Barrier add to list price
Concealed Glides	MCNH60L/CGL/FC	□□□	□□□	□□□	□□□	□□□			□□□	130.0#	$ 2918	$ 3239	$ 3322	$ 3422	$ 3490	$ 3625	$ 3759	$ 3949	$ 4264	$ 4599	$ 4935	$ 5608	$ 257
Poly Feet	MCNH60L/PFT/FC	□□□	□□□	□□□	□□□	□□□			□□□	130.0#	2918	3239	3322	3422	3490	3625	3759	3949	4264	4599	4935	5608	257
Wood Feet	MCNH60L/WFT/FC	□□□	□□□	□□□	□□□	□□			□□□	130.0#	3043	3363	3446	3547	3614	3749	3883	4073	4388	4723	5059	5732	257
Aluminum Feet	MCNH60L/AFT/FC	□□□	□□□	□□□	□□□		□□	□□□	130.0#	3043	3363	3446	3547	3614	3749	3883	4073	4388	4723	5059	5732	257

Ⓐ Ⓑ Ⓒ Ⓓ Ⓔ Ⓕ Ⓖ Ⓗ

HOW TO ORDER

Indicate the following information on order form:
1. Quantity of each item.
2. Model number, including options. See "How To Build a Model Number".
3. Any special service required.

Note: • The □ indicates that a choice is required.
- The absence of the □ indicates that no choice is required.
- Alpha-numeric characters in place of □ indicate that no other alternatives are available.

HOW TO BUILD A MODEL NUMBER

Ⓐ Select basic model.

Ⓑ Select non-contrast or fabric contrast 1.
Refer to **ki.com/fabrics**

Ⓒ Select fabric contrast 2.
Refer to **ki.com/fabrics**

Ⓓ Select fabric contrast 3.
Refer to **ki.com/fabrics**

Ⓔ Select power option.

DCJ	- Byrne Interlink®IQ System jumper only; add $120
NP	- No power

Ⓕ Select wood feet finish.
Refer to the **Product Color Options** page in this price list.

Ⓖ Select brushed aluminum feet finish.
Refer to the **Product Color Options** page in this price list.

Ⓗ Select moisture barrier.

MB	- Moisture barrier
NMB	- No moisture barrier

See pricing column for moisture barrier upcharge.

Compliance to TB133 Fire Safety Code
For California Technical Bulletin 133 compliant models, a Product Modification Request is required. Contact Customer Service for details.

Model
MECH60L $605
MECH60R $605
MCNH60L $493
MCNH60R $493

INFORMATION
The removable seat design of MyPlace™ High-Back units allows for ease of installation and clean out, as well as inspection of electrical components. MyPlace™ High-Back offers UL recognized power components and an ETL-Listed power system (Byrne Interlink® IQ). MyPlace™ Lounge is not a UL listed Office Furnishing.

SPECIAL SERVICES

Special Carton Marking

With specially marked information N/C

Shipping
Ships **partially assembled, FOB High Point, NC 27263, freight prepaid.** Freight class 250.

Specifications and prices are subject to change without prior notice.

MyPlace™
60" High-Back Lounge Seating

MyPlace™
60" High-Back Lounge Seating

concealed glides shown

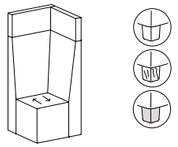

MCN60

Corner RIGHT with 60" High-Back - Non-contrast

- Non-contrast C.O.M = 5.75 yds
- Gangers included to gang to other 60" High-Back models.
- Ganging to backless units or High-Backk back to side ganging (specify kit separately)
- Does not gang with 32" Low-Back units
- Cannot be retroffited to 48" model
- No Mini-Tap® Power options
- Byrne Interlink®IQ power only available as a pass-through jumper
- All base models have foot leveling capacity
- Removable seat design, debris clean-out location, and painted wood base to protect against liquids.
- Overall Dimensions:
- W=26" D=26" H=60"

Seat Dimensions:
- D=18.5" H=18"

	Features	MODEL NUMBER Basic Model	Non-Contrast or Fabric Contrast 1	Power Option	Wood Feet Finish	Alum-inum Feet Finish	Moisture Barrier	Approx. Packaged Weight	Grade C.O.M.	Grade C	Grade D	Grade E & C.O.L.	Grade F	Grade G	Grade H	Grade I	Grade J	Grade K	Grade L Leather	Grade M Leather	Moisture Barrier add to list price
	Concealed Glides	MCNH60R/CGL/NC	☐☐☐	☐☐☐			☐☐☐	130.0#	$ 2867	$ 3125	$ 3192	$ 3274	$ 3328	$ 3436	$ 3545	$ 3699	$ 3951	$ 4224	$ 4495	$ 5037	$ 257
	Poly Feet, Non-contrast	MCNH60R/PFT/NC	☐☐☐	☐☐☐			☐☐☐	130.0#	2867	3125	3192	3274	3328	3436	3545	3699	3951	4224	4495	5037	257
	Wood Feet, Non-contrast	MCNH60R/WFT/NC	☐☐☐	☐☐☐	☐☐		☐☐☐	130.0#	2989	3247	3314	3396	3450	3558	3667	3821	4073	4346	4617	5159	257
	Aluminum Feet, Non-contrast	MCNH60R/AFT/NC	☐☐☐	☐☐☐		☐☐	☐☐☐	130.0#	2989	3247	3314	3396	3450	3558	3667	3821	4073	4346	4617	5159	257

Ⓐ Ⓑ Ⓒ Ⓓ Ⓔ Ⓕ

HOW TO ORDER

Indicate the following information on order form:
1. Quantity of each item.
2. Model number, including options. See "How To Build a Model Number".
3. Any special service required.

Note: • The ☐ indicates that a choice is required.
- The absence of the ☐ indicates that no choice is required.
- Alpha-numeric characters in place of ☐ indicate that no other alternatives are available.

HOW TO BUILD A MODEL NUMBER

Ⓐ Select basic model.

Ⓑ Select non-contrast or fabric contrast 1.
Refer to **ki.com/fabrics**

Ⓒ Select power option.

DCJ	- Byrne Interlink®IQ System jumper only; add $120
NP	- No power

Ⓓ Select wood feet finish.
Refer to the **Product Color Options** page in this price list.

Ⓔ Select brushed aluminum feet finish.
Refer to the **Product Color Options** page in this price list.

Ⓕ Select moisture barrier.

MB	- Moisture barrier
NMB	- No moisture barrier

See pricing column for moisture barrier upcharge.

Compliance to TB133 Fire Safety Code
For California Technical Bulletin 133 compliant models, a Product Modification Request is required. Contact Customer Service for details.

Model
MECH60L $605
MECH60R $605
MCNH60L $493
MCNH60R $493

INFORMATION
The removable seat design of MyPlace™ High-Back units allows for ease of installation and clean out, as well as inspection of electrical components. MyPlace™ High-Back offers UL recognized power components and an ETL-Listed power system (Byrne Interlink® IQ). MyPlace™ Lounge is not a UL listed Office Furnishing.

SPECIAL SERVICES

Special Carton Marking

With specially marked information N/C

Shipping

Ships **partially assembled, FOB High Point, NC 27263, freight prepaid.** Freight class 250.

Specifications and prices are subject to change without prior notice.

MyPlace™
60" High-Back Lounge Seating

MyPlace™
60" High-Back Lounge Seating

concealed glides shown

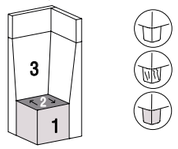

MCN60

Corner RIGHT with 60" High-Back-Contrast

- 1 = Base (Contrast 1) C.O.M. = 1.5 yd
- 2 = Seat (Contrast 2) C.O.M. = .75 yd
- 3 = Back (Contrast 3) C.O.M. = 4.75 yd
- Gangers included to gang to other 60" High-Back models.
- Ganging to backless units or High-Back back to side ganging (specify kit separately)
- Does not gang with 32" Low-Back units
- Cannot be retroffited to 48" model
- No Mini-Tap® Power options
- Byrne Interlink®IQ power only available as a pass-through jumper
- All base models have foot leveling capacity
- Removable seat design, debris clean-out location, and painted wood base to protect against liquids.
- Overall Dimensions:
- W=26" D=26" H=60"

Seat Dimensions:
- D=18.5" H=18"
- Price is based off of highest grade base or back fabric. Exclude seat fabric when selecting highest grade contrasting fabric.

	MODEL NUMBER																								
Features	Basic Model	Non-Contrast or Fabric Contrast 1	Fabric Contrast 2	Fabric Contrast 3	Power Option	Wood Feet Finish	Alum-inum Feet Finish	Moisture Barrier	Approx. Packaged Weight	Grade C.O.M.	Grade C	Grade D	Grade E & C.O.L.	Grade F	Grade G	Grade H	Grade I	Grade J	Grade K	Grade L Leather	Grade M Leather	Moisture Barrier add to list price
Concealed Glides	MCNH60R/CGL/FC	□□□	□□□	□□□	□□□	□□□			□□□	130.0#	$ 2918	$ 3239	$ 3322	$ 3422	$ 3490	$ 3625	$ 3759	$ 3949	$ 4264	$ 4599	$ 4935	$ 5608	$ 257
Poly Feet	MCNH60R/PFT/FC	□□□	□□□	□□□	□□□	□□□			□□□	130.0#	2918	3239	3322	3422	3490	3625	3759	3949	4264	4599	4935	5608	257
Wood Feet	MCNH60R/WFT/FC	□□□	□□□	□□□	□□□	□□			□□□	130.0#	3043	3363	3446	3547	3614	3749	3883	4073	4388	4723	5059	5732	257
Aluminum Feet	MCNH60R/AFT/FC	□□□	□□□	□□□	□□□		□□	□□□	130.0#	3043	3363	3446	3547	3614	3749	3883	4073	4388	4723	5059	5732	257

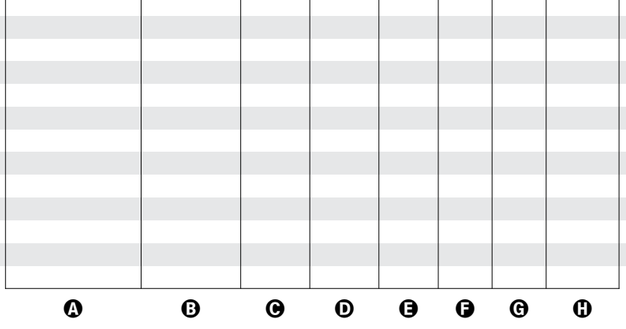

HOW TO ORDER

Indicate the following information on order form:
1. Quantity of each item.
2. Model number, including options. See "How To Build a Model Number".
3. Any special service required.

Note: • The □ indicates that a choice is required.
- The absence of the □ indicates that no choice is required.
- Alpha-numeric characters in place of □ indicate that no other alternatives are available.

HOW TO BUILD A MODEL NUMBER

A Select basic model.

B Select non-contrast or fabric contrast 1.
Refer to **ki.com/fabrics**

C Select fabric contrast 2.
Refer to **ki.com/fabrics**

D Select fabric contrast 3.
Refer to **ki.com/fabrics**

E Select power option.

DCJ	- Byrne Interlink®IQ System jumper only; add $120
NP	- No power

F Select wood feet finish.
Refer to the **Product Color Options** page in this price list.

G Select brushed aluminum feet finish.
Refer to the **Product Color Options** page in this price list.

H Select moisture barrier.

MB	- Moisture barrier
NMB	- No moisture barrier

See pricing column for moisture barrier upcharge.

Compliance to TB133 Fire Safety Code
For California Technical Bulletin 133 compliant models, a Product Modification Request is required. Contact Customer Service for details.

Model
MECH60L $605
MECH60R $605
MCNH60L $493
MCNH60R $493

INFORMATION
The removable seat design of MyPlace™ High-Back units allows for ease of installation and clean out, as well as inspection of electrical components. MyPlace™ High-Back offers UL recognized power components and an ETL-Listed power system (Byrne Interlink® IQ). MyPlace™ Lounge is not a UL listed Office Furnishing.

SPECIAL SERVICES

Special Carton Marking

With specially marked information	N/C

Shipping
Ships **partially assembled, FOB High Point, NC 27263, freight prepaid.** Freight class 250.

Specifications and prices are subject to change without prior notice.

MyPlace™
60" High-Back Lounge Seating

MyPlace™
60" High-Back Lounge Seating

concealed glides shown



MB60

Booth, Two-Sided, 60" High-Back - Non-contrast

- Non-contrast C.O.M = 8.5 yds
- Gangers included to gang to other 60" High-Back models.
- Ganging to backless units or High-Back back to side ganging (specify kit separately)
- Does not gang with 32" Low-Back units
- Cannot be retroffited to 48" model
- All base models have foot leveling capacity
- Removable seat design, debris clean-out location, and painted wood base to protect against liquids.
- Overall Dimensions:
- W=48" D=52" H=60"

Seat Dimensions:

- D=19.375" H=18"

	Features	MODEL NUMBER Basic Model	Non-Cont or Fabric Cont 1 Ⓑ	Pwr Opt Ⓒ	Pwr Type Ⓓ	MT Pwr Loc Ⓔ	IQ Pwr Type Ⓕ	IQ Mod Qty Ⓖ	IQ Pwr Loc Ⓗ	Power Color Ⓘ	Wood Feet Finish Ⓙ	Alum-inum Feet Finish Ⓚ	Moist Barr Ⓛ	Approx. Packaged Weight	Grade C.O.M.	Grade C	Grade D	Grade E & C.O.L.	Grade F	Grade G	Grade H	Grade I	Grade J	Grade K	Grade L Leather	Grade M Leather	Moisture Barrier add to list price
	Concealed Glides	MBH60/CGL/NC	☐☐	☐☐	☐☐	☐☐	☐☐	☐☐	☐☐	☐☐			☐☐	300.0#	$ 4351	$ 4732	$ 4832	$ 4953	$ 5032	$ 5193	$ 5354	$ 5581	$ 5955	$ 6357	$ 6757	$ 7559	$ 296
	Poly Feet	MBH60/PFT/NC	☐☐	☐☐	☐☐	☐☐	☐☐	☐☐	☐☐	☐☐			☐☐	300.0#	4351	4732	4832	4953	5032	5193	5354	5581	5955	6357	6757	7559	296
	Wood Feet	MBH60/WFT/NC	☐☐	☐☐	☐☐	☐☐	☐☐	☐☐	☐☐	☐☐	☐☐		☐☐	300.0#	4473	4854	4954	5075	5154	5316	5476	5703	6077	6479	6879	7681	296
	Aluminum Feet	MBH60/AFT/NC	☐☐	☐☐	☐☐	☐☐	☐☐	☐☐	☐☐	☐☐		☐☐	☐☐	300.0#	4473	4854	4954	5075	5154	5316	5476	5703	6077	6479	6879	7681	296

Ⓐ Ⓑ Ⓒ Ⓓ Ⓔ Ⓕ Ⓖ Ⓗ Ⓘ Ⓙ Ⓚ Ⓛ

HOW TO ORDER

Indicate the following information on order form:
1. Quantity of each item.
2. Model number, including options. See "How To Build a Model Number".
3. Any special service required.

Note: • The ☐ indicates that a choice is required.
- The absence of the ☐ indicates that no choice is required.
- Alpha-numeric characters in place of ☐ indicate that no other alternatives are available.

HOW TO BUILD A MODEL NUMBER

Ⓐ Select basic model.

Ⓑ Select non-contrast or fabric contrast 1.
Refer to **ki.com/fabrics**

Ⓒ Select power option.

NP	- No power
WP	- With power

Ⓓ Select power type.

DCP	- Byrne Interlink®IQ System w/Mini-Tap® module OR jumper
RPT	- Mini-Tap® power module w/3-prong plug; add $304

Ⓔ Select Mini-Tap® module w/3-prong plug location.

LFFP	- Left Front Facing Power
LRFP	- Left Rear Facing Power
RFFP	- Right Front Facing Power
RRFP	- Right Rear Facing Power

Ⓕ Select Byrne Interlink®IQ System type.

DCJ	- Byrne Interlink®IQ System jumper only; add $120
DSMOD	- Byrne Interlink®IQ System w/Mini-Tap® module

Ⓖ Select Byrne Interlink®IQ System w/Mini-Tap® module quantity.

MOD1	- One Module; add $392
MOD2	- Two Modules; add $783
MOD3	- Three Modules; add $1175
MOD4	- Four Modules; add $1566

Ⓗ Select Byrne Interlink®IQ System w/Mini-Tap® module location(s).

LFFP	- Left Front Facing Power
LRFP	- Left Rear Facing Power
RFFP	- Right Front Facing Power
RRFP	- Right Rear Facing Power
LFLR	- Left Front, Left Rear Facing Power
LFRF	- Left Front, Right Front Facing Power
LFRR	- Left Front, Right Rear Facing Power
LRRF	- Left Rear, Right Front Facing Power
LRRR	- Left Rear, Right Rear Facing Power
RRRF	- Right Rear, Right Front Facing Power
LFLRRR	- Left Front, Left Rear, Right Rear Facing Power
RFLRRR	- Right Front, Left Rear, Right Rear Facing Power
LFRFLRRR	- Left Front, Right Front, Left Rear, Right Rear Facing Power

Ⓘ Select power module color.

MPB	- Black power module
MPS	- Silver power module
MPW	- White power module

Ⓙ Select wood feet finish.
Refer to the **Product Color Options** page in this price list.

Ⓚ Select brushed aluminum feet finish.
Refer to the **Product Color Options** page in this price list.

Ⓛ Select moisture barrier.

MB	- Moisture barrier
NMB	- No moisture barrier

See pricing column for moisture barrier upcharge.

Compliance to TB133 Fire Safety Code

For California Technical Bulletin 133 compliant models, a Product Modification Request is required. Contact Customer Service for details. .

Model	
MBH48	$605
MBH60	$646

INFORMATION

The removable seat design of MyPlace™ High-Back units allows for ease of installation and clean out, as well as inspection of electrical components. MyPlace™ High-Back offers UL recognized power components and an ETL-Listed power system (Byrne Interlink® IQ). MyPlace™ Lounge is not a UL listed Office Furnishing.

SPECIAL SERVICES

Special Carton Marking

With specially marked information	N/C

Shipping

Ships **partially assembled, FOB High Point, NC 27263, freight prepaid.** Freight class 250.

Specifications and prices are subject to change without prior notice.

MyPlace™
60" High-Back Lounge Seating

MyPlace™
60" High-Back Lounge Seating

concealed glides shown

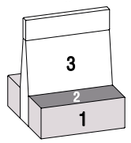

MB60

Booth, Two-Sided, 60" High-Back-Contrast

- 1 = Base (Contrast 1) C.O.M. = 3.5 yd
- 2 = Seat (Contrast 2) C.O.M. = 1.5 yd
- 3 = Back (Contrast 3) C.O.M. = 4.5 yd
- Gangers included to gang to other 60" High-Backmodels.
- Ganging to backless units or High-Back back to side ganging (specify kit separately)
- Does not gang with 32" Low-Back units
- Cannot be retroffited to 48" model
- All base models have foot leveling capacity
- Removable seat design, debris clean-out location, and painted wood base to protect against liquids.
- Overall Dimensions:
- W=48" D=52" H=60"

Seat Dimensions:

- D=19.375" H=18"
- Price is based off of highest grade base or back fabric. Exclude seat fabric when selecting highest grade contrasting fabric.

	Features	MODEL NUMBER Basic Model	Non-Cont or Fabric Cont 1 (A)	Fab Con 2 (B)	Fab Con 3 (C)	Pwr Opt (D)	Pwr Type (E)	MT Pwr Loc (F)	IQ Pwr Type (G)	IQ Mod Qty (H)	IQ Pwr Loc (I)	Power Color (J)	Wood Feet Finish (K)	Alum-inum Feet Finish (L)	Moist Barr (M)	Approx. Packaged Weight	Grade C.O.M.	Grade C	Grade D	Grade E & C.O.L.	Grade F	Grade G	Grade H	Grade I	Grade J	Grade K	Grade L Leather	Grade M Leather	Moisture Barrier add to list price (N)
	Concealed Glides	MBH60/CGL/FC	□□	□□	□□	□□	□□	□□	□□	□□	□□	□□			□□	300.0#	$ 4429	$ 4862	$ 4976	$ 5113	$ 5204	$ 5387	$ 5569	$ 5828	$ 6254	$ 6710	$ 7166	$ 8078	$ 296
	Poly Feet	MBH60/PFT/FC	□□	□□	□□	□□	□□	□□	□□	□□	□□	□□			□□	300.0#	4429	4862	4976	5113	5204	5387	5569	5828	6254	6710	7166	8078	296
	Wood Feet	MBH60/WFT/FC	□□	□□	□□	□□	□□	□□	□□	□□	□□	□□	□□		□□	300.0#	4553	4986	5100	5237	5328	5511	5693	5952	6378	6834	7290	8202	296
	Aluminum Feet	MBH60/AFT/FC	□□	□□	□□	□□	□□	□□	□□	□□	□□	□□		□□	□□	300.0#	4553	4986	5100	5237	5328	5511	5693	5952	6378	6834	7290	8202	296

(A) (B) (C) (D) (E) (F) (G) (H) (I) (J) (K) (L) (M) (N)

HOW TO ORDER

Indicate the following information on order form:
1. Quantity of each item.
2. Model number, including options. See "How To Build a Model Number".
3. Any special service required.

Note: • The □ indicates that a choice is required.
- The absence of the □ indicates that no choice is required.
- Alpha-numeric characters in place of □ indicate that no other alternatives are available.

HOW TO BUILD A MODEL NUMBER

(A) Select basic model.

(B) Select non-contrast or fabric contrast 1.
Refer to **ki.com/fabrics**

(C) Select fabric contrast 2.
Refer to **ki.com/fabrics**

(D) Select fabric contrast 3.
Refer to **ki.com/fabrics**

(E) Select power option.

NP	- No power
WP	- With power

(F) Select power type.

DCP	- Byrne Interlink®IQ System w/Mini-Tap® module OR jumper
RPT	- Mini-Tap® power module w/3-prong plug; add $304

(G) Select Mini-Tap® module w/3-prong plug location.

LFFP	- Left Front Facing Power
LRFP	- Left Rear Facing Power
RFFP	- Right Front Facing Power
RRFP	- Right Rear Facing Power

(H) Select Byrne Interlink®IQ System type.

DCJ	- Byrne Interlink®IQ System jumper only; add $120
DSMOD	- Byrne Interlink®IQ System w/Mini-Tap® module

(I) Select Byrne Interlink®IQ System w/Mini-Tap® module quantity.

MOD1	- One Module; add $392
MOD2	- Two Modules; add $783
MOD3	- Three Modules; add $1175
MOD4	- Four Modules; add $1566

(J) Select Byrne Interlink®IQ System w/Mini-Tap® module location(s).

LFFP	- Left Front Facing Power
LRFP	- Left Rear Facing Power
RFFP	- Right Front Facing Power
RRFP	- Right Rear Facing Power
LFLR	- Left Front, Left Rear Facing Power
LFRF	- Left Front, Right Front Facing Power
LFRR	- Left Front, Right Rear Facing Power
LRRF	- Left Rear, Right Front Facing Power
LRRR	- Left Rear, Right Rear Facing Power
RRRF	- Right Rear, Right Front Facing Power
LFLRRR	- Left Front, Left Rear, Right Rear Facing Power
RFLRRR	- Right Front, Left Rear, Right Rear Facing Power
LFRFLRRR	- Left Front, Right Front, Left Rear, Right Rear Facing Power

(K) Select power module color.

MPB	- Black power module
MPS	- Silver power module
MPW	- White power module

(L) Select wood feet finish.
Refer to the **Product Color Options** page in this price list.

(M) Select brushed aluminum feet finish.
Refer to the **Product Color Options** page in this price list.

(N) Select moisture barrier.

MB	- Moisture barrier
NMB	- No moisture barrier

See pricing column for moisture barrier upcharge.

Compliance to TB133 Fire Safety Code

For California Technical Bulletin 133 compliant models, a Product Modification Request is required. Contact Customer Service for details. .

Model	
MBH48	$605
MBH60	$646

INFORMATION

The removable seat design of MyPlace™ High-Back units allows for ease of installation and clean out, as well as inspection of electrical components. MyPlace™ High-Back offers UL recognized power components and an ETL-Listed power system (Byrne Interlink® IQ). MyPlace™ Lounge is not a UL listed Office Furnishing.

SPECIAL SERVICES

Special Carton Marking

With specially marked information	N/C

Shipping

Ships **partially assembled, FOB High Point, NC 27263, freight prepaid.** Freight class 250.

Specifications and prices are subject to change without prior notice.

MyPlace™
60" High-Back Lounge Seating

MyPlace™
60" High-Back Lounge Seating

concealed glides shown

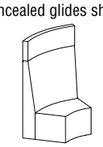

MCI46

Inside Back, 45° Curve, 60" High-Back - Non-contrast

- Non-contrast C.O.M = 5.5 yds
- Gangers included to gang to other 60" High-Back models.
- Ganging to backless units or High-Back back to side ganging (specify kit separately)
- Does not gang with 32" Low-Back units
- Cannot be retroffited to 48" model
- All base models have foot leveling capacity
- Removable seat design, debris clean-out location, and painted wood base to protect against liquids.

Overall Dimensions:
- W=41.5" D=26" H=60"

Seat Dimensions:
- D=18.5" H=18"

	Features	MODEL NUMBER Basic Model	Non-Cont or Fabric Cont 1	Pwr Opt	Pwr Type	MT Pwr Loc	IQ Pwr Type	IQ Mod Qty	IQ Pwr Loc	Power Color	Wd Feet Fin	Alum Feet Fin	Moist Barr	Approx. Packaged Weight	Grade C.O.M.	Grade C	Grade D	Grade E & C.O.L.	Grade F	Grade G	Grade H	Grade I	Grade J	Grade K	Grade L Leather	Grade M Leather	Moisture Barrier add to list price
	Concealed Glides	MCIH46/CGL/NC	□□	□□	□□	□□	□□	□□	□□	□□			□□	150.0#	$ 2712	$ 2958	$ 3023	$ 3101	$ 3153	$ 3256	$ 3360	$ 3508	$ 3749	$ 4010	$ 4269	$ 4788	$ 252
	Poly Feet	MCIH46/PFT/NC	□□	□□	□□	□□	□□	□□	□□	□□			□□	150.0#	2712	2958	3023	3101	3153	3256	3360	3508	3749	4010	4269	4788	252
	Wood Feet	MCIH46/WFT/NC	□□	□□	□□	□□	□□	□□	□□	□□	□□		□□	150.0#	2834	3080	3145	3223	3275	3378	3482	3630	3871	4132	4392	4910	252
	Aluminum Feet	MCIH46/AFT/NC	□□	□□	□□	□□	□□	□□	□□	□□		□□	□□	150.0#	2834	3080	3145	3223	3275	3378	3482	3630	3871	4132	4392	4910	252
			Ⓐ	Ⓑ	Ⓒ	Ⓓ	Ⓔ	Ⓕ	Ⓖ	Ⓗ	Ⓘ	Ⓙ	Ⓚ	Ⓛ													

HOW TO ORDER

Indicate the following information on order form:
1. Quantity of each item.
2. Model number, including options. See "How To Build a Model Number".
3. Any special service required.

Note: • The □ indicates that a choice is required.
- The absence of the □ indicates that no choice is required.
- Alpha-numeric characters in place of □ indicate that no other alternatives are available.

HOW TO BUILD A MODEL NUMBER

Ⓐ Select basic model.

Ⓑ Select non-contrast or fabric contrast 1.
Refer to **ki.com/fabrics**

Ⓒ Select power option.
- **NP** - No power
- **WP** - With power

Ⓓ Select power type.
- **DCP** - Byrne Interlink®IQ System w/Mini-Tap® module OR jumper
- **RPT** - Mini-Tap® power module w/3-prong plug; add $304

Ⓔ Select Mini-Tap® module w/3-prong plug location.
- **LFFP** - Left Front Facing Power
- **LRFP** - Left Rear Facing Power
- **RFFP** - Right Front Facing Power
- **RRFP** - Right Rear Facing Power

Ⓕ Select Byrne Interlink®IQ System type.
- **DCJ** - Byrne Interlink®IQ System jumper only; add $120
- **DSMOD** - Byrne Interlink®IQ System w/Mini-Tap® module

Ⓖ Select Byrne Interlink®IQ System w/Mini-Tap® module quantity.
- **MOD1** - One Module; add $392
- **MOD2** - Two Modules; add $783
- **MOD3** - Three Modules; add $1175
- **MOD4** - Four Modules; add $1566

Ⓗ Select Byrne Interlink®IQ System w/Mini-Tap® module location(s).
- **LFFP** - Left Front Facing Power
- **LRFP** - Left Rear Facing Power
- **RFFP** - Right Front Facing Power
- **RRFP** - Right Rear Facing Power

- **LFLR** - Left Front, Left Rear Facing Power
- **LFRF** - Left Front, Right Front Facing Power
- **LFRR** - Left Front, Right Rear Facing Power
- **LRRF** - Left Rear, Right Front Facing Power
- **LRRR** - Left Rear, Right Rear Facing Power
- **RRRF** - Right Rear, Right Front Facing Power

- **LFLRRR** - Left Front, Left Rear, Right Rear Facing Power
- **LFRFLR** - Left Front, Right Front, Left Rear Facing Power
- **LFRFRR** - Left Front, Right Front, Right Rear Facing Power
- **RFLRRR** - Right Front, Left Rear, Right Rear Facing Power

- **LFRFLRRR** - Left Front, Right Front, Left Rear, Right Rear Facing Power

Ⓘ Select power module color.
- **MPB** - Black power module
- **MPS** - Silver power module
- **MPW** - White power module

Ⓙ Select wood feet finish.
Refer to the **Product Color Options** page in this price list.

Ⓚ Select brushed aluminum feet finish.
Refer to the **Product Color Options** page in this price list.

Ⓛ Select moisture barrier.
- **MB** - Moisture barrier
- **NMB** - No moisture barrier

See pricing column for moisture barrier upcharge.

Compliance to TB133 Fire Safety Code
For California Technical Bulletin 133 compliant models, a Product Modification Request is required. Contact Customer Service for details.

Model	
MCIH46	$479
MCOH46	$424
MCIH66	$563
MCOH66	$479
MCIH96	$758
MCOH96	$591

INFORMATION
The removable seat design of MyPlace™ High-Back units allows for ease of installation and clean out, as well as inspection of electrical components. MyPlace™ High-Back offers UL recognized power components and an ETL-Listed power system (Byrne Interlink® IQ). MyPlace™ Lounge is not a UL listed Office Furnishing.

SPECIAL SERVICES
Special Carton Marking

With specially marked information N/C

Shipping
Ships **partially assembled, FOB High Point, NC 27263, freight prepaid.** Freight class 250.

Specifications and prices are subject to change without prior notice.

MyPlace™
60" High-Back Lounge Seating

MyPlace™
60" High-Back Lounge Seating

concealed glides shown

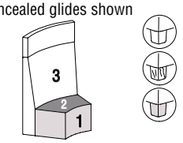

MCI46

Inside Back, 45° Curve, 60" High-Back - Contrast

- 1 = Base (Contrast 1) C.O.M. = 1.25 yd
- 2 = Seat (Contrast 2) C.O.M. = .75 yd
- 3 = Back (Contrast 3) C.O.M. = 4 yd
- Gangers included to gang to other 60" High-Back models.
- Ganging to backless units or High-Back back to side ganging (specify kit separately)
- Does not gang with 32" Low-Back units
- Cannot be retroffited to 48" model
- All base models have foot leveling capacity
- Removable seat design, debris clean-out location, and painted wood base to protect against liquids.

Overall Dimensions:
- W=41.5" D=26" H=60"

Seat Dimensions:
- D=18.5" H=18"
- Price is based off of highest grade base or back fabric. Exclude seat fabric when selecting highest grade contrasting fabric.

| | MODEL NUMBER | | |

MyPlace™
60" High-Back Lounge Seating

MyPlace™
60" High-Back Lounge Seating

concealed glides shown

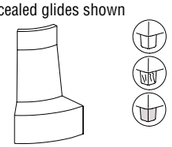

MCO46

Outside Back, 45° Curve, 60" High-Back - Non-contrast

- Non-contrast C.O.M = 4.5 yds
- Gangers included to gang to other 60" High-Back models.
- Ganging to backless units or High-Back back to side ganging (specify kit separately)
- Does not gang with 32" Low-Back units
- Cannot be retroffited to 48" model
- All base models have foot leveling capacity
- Removable seat design, debris clean-out location, and painted wood base to protect against liquids.

Overall Dimensions:
- W=41.5" D=26" H=60"

Seat Dimensions:
- D=18.5" H=18"

	Features	MODEL NUMBER Basic Model	Non-Cont or Fabric Cont 1	Pwr Opt	Pwr Type	MT Pwr Loc	IQ Pwr Type	IQ Mod Qty	IQ Pwr Loc	Power Color	Wd Feet Fin	Alum Feet Fin	Moist Barr	Approx. Packaged Weight	Grade C.O.M.	Grade C	Grade D	Grade E & C.O.L.	Grade F	Grade G	Grade H	Grade I	Grade J	Grade K	Grade L Leather	Grade M Leather	Moisture Barrier add to list price
	Concealed Glides	MCOH46/CGL/NC	☐☐	☐☐	☐☐	☐☐	☐☐	☐☐	☐☐	☐☐			☐☐	145.0#	$ 2690	$ 2892	$ 2944	$ 3009	$ 3051	$ 3136	$ 3222	$ 3341	$ 3539	$ 3753	$ 3964	$ 4389	$ 237
	Poly Feet	MCOH46/PFT/NC	☐☐	☐☐	☐☐	☐☐	☐☐	☐☐	☐☐	☐☐			☐☐	145.0#	2690	2892	2944	3009	3051	3136	3222	3341	3539	3753	3964	4389	237
	Wood Feet	MCOH46/WFT/NC	☐☐	☐☐	☐☐	☐☐	☐☐	☐☐	☐☐	☐☐	☐☐		☐☐	145.0#	2812	3014	3067	3132	3173	3258	3344	3463	3661	3874	4086	4511	237
	Aluminum Feet	MCOH46/AFT/NC	☐☐	☐☐	☐☐	☐☐	☐☐	☐☐	☐☐	☐☐		☐☐	☐☐	145.0#	2812	3014	3067	3132	3173	3258	3344	3463	3661	3874	4086	4511	237
		Ⓐ		Ⓑ	Ⓒ	Ⓓ	Ⓔ	Ⓕ	Ⓖ	Ⓗ	Ⓘ	Ⓙ	Ⓚ	Ⓛ													

HOW TO ORDER

Indicate the following information on order form:
1. Quantity of each item.
2. Model number, including options. See "How To Build a Model Number".
3. Any special service required.

Note: • The ☐ indicates that a choice is required.
- The absence of the ☐ indicates that no choice is required.
- Alpha-numeric characters in place of ☐ indicate that no other alternatives are available.

HOW TO BUILD A MODEL NUMBER

Ⓐ Select basic model.

Ⓑ Select non-contrast or fabric contrast 1.
Refer to **ki.com/fabrics**

Ⓒ Select power option.

NP	- No power
WP	- With power

Ⓓ Select power type.

DCP	- Byrne Interlink®IQ System w/Mini-Tap® module OR jumper
RPT	- Mini-Tap® power module w/3-prong plug; add $304

Ⓔ Select Mini-Tap® module w/3-prong plug location.

LFFP	- Left Front Facing Power
LRFP	- Left Rear Facing Power
RFFP	- Right Front Facing Power
RRFP	- Right Rear Facing Power

Ⓕ Select Byrne Interlink®IQ System type.

DCJ	- Byrne Interlink®IQ System jumper only; add $120
DSMOD	- Byrne Interlink®IQ System w/Mini-Tap® module

Ⓖ Select Byrne Interlink®IQ System w/Mini-Tap® module quantity.

MOD1	- One Module; add $392
MOD2	- Two Modules; add $783
MOD3	- Three Modules; add $1175
MOD4	- Four Modules; add $1566

Ⓗ Select Byrne Interlink®IQ System w/Mini-Tap® module location(s).

LFFP	- Left Front Facing Power
LRFP	- Left Rear Facing Power
RFFP	- Right Front Facing Power
RRFP	- Right Rear Facing Power
LFLR	- Left Front, Left Rear Facing Power
LFRF	- Left Front, Right Front Facing Power
LFRR	- Left Front, Right Rear Facing Power
LRRF	- Left Rear, Right Front Facing Power
LRRR	- Left Rear, Right Rear Facing Power
RRRF	- Right Rear, Right Front Facing Power
LFLRRR	- Left Front, Left Rear, Right Rear Facing Power
LFRFLR	- Left Front, Right Front, Left Rear Facing Power
LFRFRR	- Left Front, Right Front, Right Rear Facing Power
RFLRRR	- Right Front, Left Rear, Right Rear Facing Power
LFRFLRRR	- Left Front, Right Front, Left Rear, Right Rear Facing Power

Ⓘ Select power module color.

MPB	- Black power module
MPS	- Silver power module
MPW	- White power module

Ⓙ Select wood feet finish.
Refer to the **Product Color Options** page in this price list.

Ⓚ Select brushed aluminum feet finish.
Refer to the **Product Color Options** page in this price list.

Ⓛ Select moisture barrier.

MB	- Moisture barrier
NMB	- No moisture barrier

See pricing column for moisture barrier upcharge.

Compliance to TB133 Fire Safety Code
For California Technical Bulletin 133 compliant models, a Product Modification Request is required. Contact Customer Service for details.

Model	
MCIH46	$479
MCOH46	$424
MCIH66	$563
MCOH66	$479
MCIH96	$758
MCOH96	$591

INFORMATION
The removable seat design of MyPlace™ High-Back units allows for ease of installation and clean out, as well as inspection of electrical components. MyPlace™ High-Back offers UL recognized power components and an ETL-Listed power system (Byrne Interlink® IQ). MyPlace™ Lounge is not a UL listed Office Furnishing.

SPECIAL SERVICES
Special Carton Marking

With specially marked information N/C

Shipping
Ships **partially assembled, FOB High Point, NC 27263, freight prepaid.** Freight class 250.

Specifications and prices are subject to change without prior notice.

MyPlace™
60" High-Back Lounge Seating

MyPlace™
60" High-Back Lounge Seating

concealed glides shown

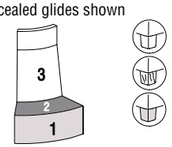

MCO46

Outside Back, 45° Curve, 60" High-Back - Contrast

- 1 = Base (Contrast 1) C.O.M. = 2 yd
- 2 = Seat (Contrast 2) C.O.M. = .75 yd
- 3 = Back (Contrast 3) C.O.M. = 2.75 yd
- Gangers included to gang to other 60" High-Back models.
- Ganging to backless units or High-Back back to side ganging (specify kit separately)
- Does not gang with 32" Low-Back units
- Cannot be retroffited to 48" model
- All base models have foot leveling capacity
- Removable seat design, debris clean-out location, and painted wood base to protect against liquids.

Overall Dimensions:
- W=41.5" D=26" H=60"

Seat Dimensions:
- D=18.5" H=18"
- Price is based off of highest grade base or back fabric. Exclude seat fabric when selecting highest grade contrasting fabric.

| | MODEL NUMBER | | |

MyPlace™
60" High-Back Lounge Seating

MyPlace™
60" High-Back Lounge Seating

concealed glides shown

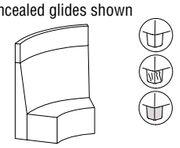

MCI66

Inside Back, 60° Curve, 60" High-Back - Non-contrast

- Non-contrast C.O.M = 7 yds
- Gangers included to gang to other 60" high-back models.
- Ganging to backless units or high-back back to side ganging (specify kit separately)
- Does not gang with 32" low-back units
- Cannot be retroffited to 48" model
- All base models have foot leveling capacity
- Removable seat design, debris clean-out location, and painted wood base to protect against liquids.

Overall Dimensions:
- W=54" D=26" H=60"

Seat Dimensions:
- D=18.5" H=18"

	Features	MODEL NUMBER Basic Model	Non-Cont or Fabric Cont 1	Pwr Opt	Pwr Type	MT Pwr Loc	IQ Pwr Type	IQ Mod Qty	IQ Pwr Loc	Power Color	Wd Feet Fin	Alum Feet Fin	Moist Barr	Approx. Packaged Weight	Grade C.O.M.	Grade C	Grade D	Grade E & C.O.L.	Grade F	Grade G	Grade H	Grade I	Grade J	Grade K	Grade L Leather	Grade M Leather	Moisture Barrier add to list price
	Concealed Glides	MCIH66/CGL/NC	□□	□□	□□	□□	□□	□□	□□	□□			□□	170.0#	$ 3416	$ 3730	$ 3812	$ 3911	$ 3977	$ 4109	$ 4241	$ 4430	$ 4736	$ 5068	$ 5397	$ 6058	$ 273
	Poly Feet	MCIH66/PFT/NC	□□	□□	□□	□□	□□	□□	□□	□□			□□	170.0#	3416	3730	3812	3911	3977	4109	4241	4430	4736	5068	5397	6058	273
	Wood Feet	MCIH66/WFT/NC	□□	□□	□□	□□	□□	□□	□□	□□	□□		□□	170.0#	3538	3852	3935	4033	4099	4231	4364	4552	4859	5190	5519	6180	273
	Aluminum Feet	MCIH66/AFT/NC	□□	□□	□□	□□	□□	□□	□□	□□		□□	□□	170.0#	3538	3852	3935	4033	4099	4231	4364	4552	4859	5190	5519	6180	273

Ⓐ Ⓑ Ⓒ Ⓓ Ⓔ Ⓕ Ⓖ Ⓗ Ⓘ Ⓙ Ⓚ Ⓛ

HOW TO ORDER

Indicate the following information on order form:
1. Quantity of each item.
2. Model number, including options. See "How To Build a Model Number".
3. Any special service required.

Note: • The □ indicates that a choice is required.
- The absence of the □ indicates that no choice is required.
- Alpha-numeric characters in place of □ indicate that no other alternatives are available.

HOW TO BUILD A MODEL NUMBER

Ⓐ Select basic model.

Ⓑ Select non-contrast or fabric contrast 1.
Refer to **ki.com/fabrics**

Ⓒ Select power option.
- **NP** - No power
- **WP** - With power

Ⓓ Select power type.
- **DCP** - Byrne Interlink®IQ System w/Mini-Tap® module OR jumper
- **RPT** - Mini-Tap® power module w/3-prong plug; add $304

Ⓔ Select Mini-Tap® module w/3-prong plug location.
- **LFFP** - Left Front Facing Power
- **LRFP** - Left Rear Facing Power
- **RFFP** - Right Front Facing Power
- **RRFP** - Right Rear Facing Power

Ⓕ Select Byrne Interlink®IQ System type.
- **DCJ** - Byrne Interlink®IQ System jumper only; add $120
- **DSMOD** - Byrne Interlink®IQ System w/Mini-Tap® module

Ⓖ Select Byrne Interlink®IQ System w/Mini-Tap® module quantity.
- **MOD1** - One Module; add $392
- **MOD2** - Two Modules; add $783
- **MOD3** - Three Modules; add $1175
- **MOD4** - Four Modules; add $1566

Ⓗ Select Byrne Interlink®IQ System w/Mini-Tap® module location(s).
- **LFFP** - Left Front Facing Power
- **LRFP** - Left Rear Facing Power
- **RFFP** - Right Front Facing Power
- **RRFP** - Right Rear Facing Power

- **LFLR** - Left Front, Left Rear Facing Power
- **LFRF** - Left Front, Right Front Facing Power
- **LFRR** - Left Front, Right Rear Facing Power
- **LRRF** - Left Rear, Right Front Facing Power
- **LRRR** - Left Rear, Right Rear Facing Power
- **RRRF** - Right Rear, Right Front Facing Power

- **LFLRRR** - Left Front, Left Rear, Right Rear Facing Power
- **LFRFLR** - Left Front, Right Front, Left Rear Facing Power
- **LFRFRR** - Left Front, Right Front, Right Rear Facing Power
- **RFLRRR** - Right Front, Left Rear, Right Rear Facing Power

- **LFRFLRRR** - Left Front, Right Front, Left Rear, Right Rear Facing Power

Ⓘ Select power module color.
- **MPB** - Black power module
- **MPS** - Silver power module
- **MPW** - White power module

Ⓙ Select wood feet finish.
Refer to the **Product Color Options** page in this price list.

Ⓚ Select brushed aluminum feet finish.
Refer to the **Product Color Options** page in this price list.

Ⓛ Select moisture barrier.
- **MB** - Moisture barrier
- **NMB** - No moisture barrier

See pricing column for moisture barrier upcharge.

Compliance to TB133 Fire Safety Code
For California Technical Bulletin 133 compliant models, a Product Modification Request is required. Contact Customer Service for details.

Model	
MCIH46	$479
MCOH46	$424
MCIH66	$563
MCOH66	$479
MCIH96	$758
MCOH96	$591

INFORMATION
The removable seat design of MyPlace™ High-Back units allows for ease of installation and clean out, as well as inspection of electrical components. MyPlace™ High-Back offers UL recognized power components and an ETL-Listed power system (Byrne Interlink® IQ). MyPlace™ Lounge is not a UL listed Office Furnishing.

SPECIAL SERVICES
Special Carton Marking

With specially marked information N/C

Shipping
Ships **partially assembled, FOB High Point, NC 27263, freight prepaid.** Freight class 250.

Specifications and prices are subject to change without prior notice.

MyPlace™
60" High-Back Lounge Seating

MyPlace™
60" High-Back Lounge Seating

concealed glides shown

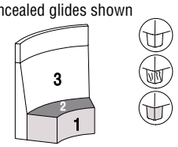

MCI66

Inside Back, 60° Curve, 60" High-Back - Contrast

- 1 = Base (Contrast 1) C.O.M. = 2 yd
- 2 = Seat (Contrast 2) C.O.M. = 1 yd
- 3 = Back (Contrast 3) C.O.M. = 6.75 yd
- Gangers included to gang to other 60" High-Back models.
- Ganging to backless units or High-Back back to side ganging (specify kit separately)
- Does not gang with 32" Low-Back units
- Cannot be retroffited to 48" model
- All base models have foot leveling capacity
- Removable seat design, debris clean-out location, and painted wood base to protect against liquids.

Overall Dimensions:
- W=54" D=26" H=60"

Seat Dimensions:
- D=18.5" H=18"
- Price is based off of highest grade base or back fabric. Exclude seat fabric when selecting highest grade contrasting fabric.

| | MODEL NUMBER | | |

MyPlace™
60" High-Back Lounge Seating

MyPlace™
60" High-Back Lounge Seating

concealed glides shown

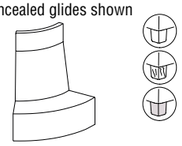

MCO66

Outside Back, 60° Curve, 60" High-Back - Non-contrast

- Non-contrast C.O.M = 5.5 yds
- Gangers included to gang to other 60" High-Back models.
- Ganging to backless units or High-Back back to side ganging (specify kit separately)
- Does not gang with 32" Low-Back units
- Cannot be retroffited to 48" model
- All base models have foot leveling capacity
- Removable seat design, debris clean-out location, and painted wood base to protect against liquids.

Overall Dimensions:
- W=54" D=26" H=60"

Seat Dimensions:
- D=18.5" H=18"

	Features	MODEL NUMBER Basic Model	Non-Cont or Fabric Cont 1	Pwr Opt	Pwr Type	MT Pwr Loc	IQ Pwr Type	IQ Mod Qty	IQ Pwr Loc	Power Color	Wd Feet Fin	Alum Feet Fin	Moist Barr	Approx. Packaged Weight	Grade C.O.M.	Grade C	Grade D	Grade E & C.O.L.	Grade F	Grade G	Grade H	Grade I	Grade J	Grade K	Grade L Leather	Grade M Leather	Moisture Barrier add to list price
	Concealed Glides	MCOH66/CGL/NC	□□	□□	□□	□□	□□	□□	□□	□□			□□	185.0#	$ 3160	$ 3406	$ 3471	$ 3549	$ 3602	$ 3705	$ 3809	$ 3956	$ 4197	$ 4458	$ 4717	$ 5236	$ 252
	Poly Feet	MCOH66/PFT/NC	□□	□□	□□	□□	□□	□□	□□	□□			□□	185.0#	3160	3406	3471	3549	3602	3705	3809	3956	4197	4458	4717	5236	252
	Wood Feet	MCOH66/WFT/NC	□□	□□	□□	□□	□□	□□	□□	□□	□□		□□	185.0#	3282	3528	3593	3671	3724	3827	3931	4078	4319	4580	4840	5358	252
	Aluminum Feet	MCOH66/AFT/NC	□□	□□	□□	□□	□□	□□	□□	□□		□□	□□	185.0#	3282	3528	3593	3671	3724	3827	3931	4078	4319	4580	4840	5358	252
		Ⓐ	Ⓑ	Ⓒ	Ⓓ	Ⓔ	Ⓕ	Ⓖ	Ⓗ	Ⓘ	Ⓙ	Ⓚ	Ⓛ														

HOW TO ORDER

Indicate the following information on order form:
1. Quantity of each item.
2. Model number, including options. See "How To Build a Model Number".
3. Any special service required.

Note: • The □ indicates that a choice is required.
- The absence of the □ indicates that no choice is required.
- Alpha-numeric characters in place of □ indicate that no other alternatives are available.

HOW TO BUILD A MODEL NUMBER

Ⓐ Select basic model.

Ⓑ Select non-contrast or fabric contrast 1.
Refer to **ki.com/fabrics**

Ⓒ Select power option.

NP	- No power
WP	- With power

Ⓓ Select power type.

DCP	- Byrne Interlink®IQ System w/Mini-Tap® module OR jumper
RPT	- Mini-Tap® power module w/3-prong plug; add $304

Ⓔ Select Mini-Tap® module w/3-prong plug location.

LFFP	- Left Front Facing Power
LRFP	- Left Rear Facing Power
RFFP	- Right Front Facing Power
RRFP	- Right Rear Facing Power

Ⓕ Select Byrne Interlink®IQ System type.

DCJ	- Byrne Interlink®IQ System jumper only; add $120
DSMOD	- Byrne Interlink®IQ System w/Mini-Tap® module

Ⓖ Select Byrne Interlink®IQ System w/Mini-Tap® module quantity.

MOD1	- One Module; add $392
MOD2	- Two Modules; add $783
MOD3	- Three Modules; add $1175
MOD4	- Four Modules; add $1566

Ⓗ Select Byrne Interlink®IQ System w/Mini-Tap® module location(s).

LFFP	- Left Front Facing Power
LRFP	- Left Rear Facing Power
RFFP	- Right Front Facing Power
RRFP	- Right Rear Facing Power
LFLR	- Left Front, Left Rear Facing Power
LFRF	- Left Front, Right Front Facing Power
LFRR	- Left Front, Right Rear Facing Power
LRRF	- Left Rear, Right Front Facing Power
LRRR	- Left Rear, Right Rear Facing Power
RRRF	- Right Rear, Right Front Facing Power
LFLRRR	- Left Front, Left Rear, Right Rear Facing Power
LFRFLR	- Left Front, Right Front, Left Rear Facing Power
LFRFRR	- Left Front, Right Front, Right Rear Facing Power
RFLRRR	- Right Front, Left Rear, Right Rear Facing Power
LFRFLRRR	- Left Front, Right Front, Left Rear, Right Rear Facing Power

Ⓘ Select power module color.

MPB	- Black power module
MPS	- Silver power module
MPW	- White power module

Ⓙ Select wood feet finish.
Refer to the **Product Color Options** page in this price list.

Ⓚ Select brushed aluminum feet finish.
Refer to the **Product Color Options** page in this price list.

Ⓛ Select moisture barrier.

MB	- Moisture barrier
NMB	- No moisture barrier

See pricing column for moisture barrier upcharge.

Compliance to TB133 Fire Safety Code
For California Technical Bulletin 133 compliant models, a Product Modification Request is required. Contact Customer Service for details.

Model	
MCIH46	$479
MCOH46	$424
MCIH66	$563
MCOH66	$479
MCIH96	$758
MCOH96	$591

INFORMATION
The removable seat design of MyPlace™ High-Back units allows for ease of installation and clean out, as well as inspection of electrical components. MyPlace™ High-Back offers UL recognized power components and an ETL-Listed power system (Byrne Interlink® IQ). MyPlace™ Lounge is not a UL listed Office Furnishing.

SPECIAL SERVICES

Special Carton Marking

With specially marked information N/C

Shipping
Ships **partially assembled, FOB High Point, NC 27263, freight prepaid.** Freight class 250.

Specifications and prices are subject to change without prior notice.

MyPlace™
60" High-Back Lounge Seating

MyPlace™
60" High-Back Lounge Seating

concealed glides shown

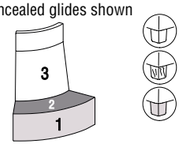

MCO66

Outside Back, 60° Curve, 60" High-Back - Contrast

- 1 = Base (Contrast 1) C.O.M. = 2 yd
- 2 = Seat (Contrast 2) C.O.M. = 1 yd
- 3 = Back (Contrast 3) C.O.M. = 3.25 yd
- Gangers included to gang to other 60" High-Back models.
- Ganging to backless units or High-Back back to side ganging (specify kit separately)
- Does not gang with 32" Low-Back units
- Cannot be retroffited to 48" model
- All base models have foot leveling capacity
- Removable seat design, debris clean-out location, and painted wood base to protect against liquids.

Overall Dimensions:
- W=54" D=26" H=60"

Seat Dimensions:
- D=18.5" H=18"
- Price is based off of highest grade base or back fabric. Exclude seat fabric when selecting highest grade contrasting fabric.

	Features	MODEL NUMBER Basic Model	Non-Cont or Fabric Cont 1	Fab Con 2	Fab Con 3	Pwr Opt	Pwr Type	MT Pwr Loc	IQ Pwr Type	IQ Mod Qty	IQ Pwr Loc	Power Color	Wd Feet Fin	Alum Feet Fin	Moist Barr	Approx. Packaged Weight	Grade C.O.M.	Grade C	Grade D	Grade E & C.O.L.	Grade F	Grade G	Grade H	Grade I	Grade J	Grade K	Grade L Leather	Grade M Leather	Moisture Barrier add to list price
	Concealed Glides	MCOH66/CGL/FC	□□	□□	□□	□□	□□	□□	□□	□□	□□	□□			□□	185.0#	$ 3216	$ 3502	$ 3576	$ 3666	$ 3727	$ 3846	$ 3966	$ 4137	$ 4416	$ 4717	$ 5016	$ 5618	$ 252
	Poly Feet	MCOH66/PFT/FC	□□	□□	□□	□□	□□	□□	□□	□□	□□	□□			□□	185.0#	3216	3502	3576	3666	3727	3846	3966	4137	4416	4717	5016	5618	252
	Wood Feet	MCOH66/WFT/FC	□□	□□	□□	□□	□□	□□	□□	□□	□□	□□	□□		□□	185.0#	3340	3626	3700	3791	3851	3971	4090	4261	4541	4842	5140	5742	252
	Aluminum Feet	MCOH66/AFT/FC	□□	□□	□□	□□	□□	□□	□□	□□	□□	□□		□□	□□	185.0#	3340	3626	3700	3791	3851	3971	4090	4261	4541	4842	5140	5742	252

Ⓐ Ⓑ Ⓒ Ⓓ Ⓔ Ⓕ Ⓖ Ⓗ Ⓘ Ⓙ Ⓚ Ⓛ Ⓜ Ⓝ

HOW TO ORDER

Indicate the following information on order form:
1. Quantity of each item.
2. Model number, including options. See "How To Build a Model Number".
3. Any special service required.

Note: • The □ indicates that a choice is required.
- The absence of the □ indicates that no choice is required.
- Alpha-numeric characters in place of □ indicate that no other alternatives are available.

HOW TO BUILD A MODEL NUMBER

Ⓐ Select basic model.

Ⓑ Select non-contrast or fabric contrast 1.
Refer to **ki.com/fabrics**

Ⓒ Select fabric contrast 2.
Refer to **ki.com/fabrics**

Ⓓ Select fabric contrast 3.
Refer to **ki.com/fabrics**

Ⓔ Select power option.
- **NP** - No power
- **WP** - With power

Ⓕ Select power type.
- **DCP** - Byrne Interlink®IQ System w/Mini-Tap® module OR jumper
- **RPT** - Mini-Tap® power module w/3-prong plug; add $304

Ⓖ Select Mini-Tap® module w/3-prong plug location.
- **LFFP** - Left Front Facing Power
- **LRFP** - Left Rear Facing Power
- **RFFP** - Right Front Facing Power
- **RRFP** - Right Rear Facing Power

Ⓗ Select Byrne Interlink®IQ System type.
- **DCJ** - Byrne Interlink®IQ System jumper only; add $120
- **DSMOD** - Byrne Interlink®IQ System w/Mini-Tap® module

Ⓘ Select Byrne Interlink®IQ System w/Mini-Tap® module quantity.
- **MOD1** - One Module; add $392
- **MOD2** - Two Modules; add $783
- **MOD3** - Three Modules; add $1175
- **MOD4** - Four Modules; add $1566

Ⓙ Select Byrne Interlink®IQ System w/Mini-Tap® module location(s).
- **LFFP** - Left Front Facing Power
- **LRFP** - Left Rear Facing Power
- **RFFP** - Right Front Facing Power
- **RRFP** - Right Rear Facing Power

- **LFLR** - Left Front, Left Rear Facing Power
- **LFRF** - Left Front, Right Front Facing Power
- **LFRR** - Left Front, Right Rear Facing Power
- **LRRF** - Left Rear, Right Front Facing Power
- **LRRR** - Left Rear, Right Rear Facing Power
- **RRRF** - Right Rear, Right Front Facing Power

- **LFLRRR** - Left Front, Left Rear, Right Rear Facing Power
- **LFRFLR** - Left Front, Right Front, Left Rear Facing Power
- **LFRFRR** - Left Front, Right Front, Right Rear Facing Power
- **RFLRRR** - Right Front, Left Rear, Right Rear Facing Power

- **LFRFLRRR** - Left Front, Right Front, Left Rear, Right Rear Facing Power

Ⓚ Select power module color.
- **MPB** - Black power module
- **MPS** - Silver power module
- **MPW** - White power module

Ⓛ Select wood feet finish.
Refer to the **Product Color Options** page in this price list.

Ⓜ Select brushed aluminum feet finish.
Refer to the **Product Color Options** page in this price list.

Ⓝ Select moisture barrier.
- **MB** - Moisture barrier
- **NMB** - No moisture barrier

See pricing column for moisture barrier upcharge.

Compliance to TB133 Fire Safety Code
For California Technical Bulletin 133 compliant models, a Product Modification Request is required. Contact Customer Service for details.

Model
- MCIH46 $479
- MCOH46 $424
- MCIH66 $563
- MCOH66 $479
- MCIH96 $758
- MCOH96 $591

INFORMATION
The removable seat design of MyPlace™ High-Back units allows for ease of installation and clean out, as well as inspection of electrical components. MyPlace™ High-Back offers UL recognized power components and an ETL-Listed power system (Byrne Interlink® IQ). MyPlace™ Lounge is not a UL listed Office Furnishing.

SPECIAL SERVICES

Special Carton Marking

With specially marked information N/C

Shipping

Ships **partially assembled, FOB High Point, NC 27263, freight prepaid.** Freight class 250.

Specifications and prices are subject to change without prior notice.

MyPlace™
60" High-Back Lounge Seating

MyPlace™
60" High-Back Lounge Seating

concealed glides shown

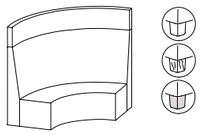

MCI96

Inside Back, 90° Curve, 60" High-Back - Non-contrast

- Non-contrast C.O.M = 10.5 yds
- Gangers included to gang to other 60" High-Back models.
- Ganging to backless units or High-Back back to side ganging (specify kit separately)
- Does not gang with 32" Low-Back units
- If Byrne Interlink®IQ Power is specified, an additional jumper is always included due to product size, impacting total count for one-infeed. See Planning Guide for more information.
- All base models have foot leveling capacity
- Removable seat design, debris clean-out location, and painted wood base to protect against liquids.
- Overall Dimensions:
- W=76.5" D=26" H=60"

Seat Dimensions:
- D=18.5" H=18"

	Features	MODEL NUMBER Basic Model	Non-Cont or Fabric Cont 1 (A)	Pwr Opt (B)	Pwr Type (C)	MT Pwr Loc (D)	IQ Pwr Type (E)	IQ Mod Qty (F)	IQ Pwr Loc (G)	Power Color (H)	Wd Feet Fin (I)	Alum Feet Fin (J)	Moist Barr (K)	Approx. Packaged Weight	Grade C.O.M.	Grade C	Grade D	Grade E & C.O.L.	Grade F	Grade G	Grade H	Grade I	Grade J	Grade K	Grade L Leather	Grade M Leather	Moisture Barrier add to list price (L)
	Concealed Glides	MCIH96/CGL/NC	□□	□□	□□	□□	□□	□□	□□	□□			□□	260.0#	$ 3782	$ 4252	$ 4377	$ 4526	$ 4624	$ 4824	$ 5020	$ 5301	$ 5764	$ 6259	$ 6755	$ 7745	$ 325
	Poly Feet	MCIH96/PFT/NC	□□	□□	□□	□□	□□	□□	□□	□□			□□	260.0#	3782	4252	4377	4526	4624	4824	5020	5301	5764	6259	6755	7745	325
	Wood Feet	MCIH96/WFT/NC	□□	□□	□□	□□	□□	□□	□□	□□	□□		□□	260.0#	3904	4374	4499	4647	4747	4946	5142	5423	5886	6381	6877	7867	325
	Aluminum Feet	MCIH96/AFT/NC	□□	□□	□□	□□	□□	□□	□□	□□		□□	□□	260.0#	3904	4374	4499	4647	4747	4946	5142	5423	5886	6381	6877	7867	325

A B C D E F G H I J K L

HOW TO ORDER

Indicate the following information on order form:
1. Quantity of each item.
2. Model number, including options. See "How To Build a Model Number".
3. Any special service required.

Note: • The □ indicates that a choice is required.
- The absence of the □ indicates that no choice is required.
- Alpha-numeric characters in place of □ indicate that no other alternatives are available.

HOW TO BUILD A MODEL NUMBER

A Select basic model.

B Select non-contrast or fabric contrast 1.
Refer to **ki.com/fabrics**

C Select power option.
- **NP** - No power
- **WP** - With power

D Select power type.
- **DCP** - Byrne Interlink®IQ System w/Mini-Tap® module OR jumper
- **RPT** - Mini-Tap® power module w/3-prong plug; add $304

E Select Mini-Tap® module w/3-prong plug location.
- **LFFP** - Left Front Facing Power
- **LRFP** - Left Rear Facing Power
- **RFFP** - Right Front Facing Power
- **RRFP** - Right Rear Facing Power

F Select Byrne Interlink®IQ System type.
- **DCJ** - Byrne Interlink®IQ System jumper only; add $177
- **DSMOD** - Byrne Interlink®IQ System w/Mini-Tap® module

G Select Byrne Interlink®IQ System w/Mini-Tap® Module quantity.
- **MOD1** - One Module; add $480
- **MOD2** - Two Modules; add $872
- **MOD3** - Three Modules; add $1262
- **MOD4** - Four Modules; add $1654

H Select Byrne Interlink®IQ System w/Mini-Tap® module location(s).
- **LFFP** - Left Front Facing Power
- **LRFP** - Left Rear Facing Power
- **RFFP** - Right Front Facing Power
- **RRFP** - Right Rear Facing Power

- **LFLR** - Left Front, Left Rear Facing Power
- **LFRF** - Left Front, Right Front Facing Power
- **LFRR** - Left Front, Right Rear Facing Power
- **LRRF** - Left Rear, Right Front Facing Power
- **LRRR** - Left Rear, Right Rear Facing Power
- **RRRF** - Right Rear, Right Front Facing Power
- **LFLRRR** - Left Front, Left Rear, Right Rear Facing Power
- **LFRFLR** - Left Front, Right Front, Left Rear Facing Power
- **LFRFRR** - Left Front, Right Front, Right Rear Facing Power
- **RFLRRR** - Right Front, Left Rear, Right Rear Facing Power

- **LFRFLRRR** - Left Front, Right Front, Left Rear, Right Rear Facing Power

I Select power module color.
- **MPB** - Black power module
- **MPS** - Silver power module
- **MPW** - White power module

J Select wood feet finish.
Refer to the **Product Color Options** page in this price list.

K Select brushed aluminum feet finish.
Refer to the **Product Color Options** page in this price list.

L Select moisture barrier.
- **MB** - Moisture barrier
- **NMB** - No moisture barrier

See pricing column for moisture barrier upcharge.

Compliance to TB133 Fire Safety Code
For California Technical Bulletin 133 compliant models, a Product Modification Request is required. Contact Customer Service for details.

Model	
MCIH46	$479
MCOH46	$424
MCIH66	$563
MCOH66	$479
MCIH96	$758
MCOH96	$591

INFORMATION
The removable seat design of MyPlace™ High-Back units allows for ease of installation and clean out, as well as inspection of electrical components. MyPlace™ High-Back offers UL recognized power components and an ETL-Listed power system (Byrne Interlink® IQ). MyPlace™ Lounge is not a UL listed Office Furnishing.

SPECIAL SERVICES
Special Carton Marking

With specially marked information	N/C

Shipping
Ships **partially assembled, FOB High Point, NC 27263, freight prepaid.** Freight class 250.

Specifications and prices are subject to change without prior notice.

MyPlace™
60" High-Back Lounge Seating

MyPlace™
60" High-Back Lounge Seating

concealed glides shown

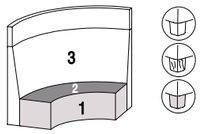

MCI96

Inside Back, 90° Curve, 60" High-Back - Contrast

- 1 = Base (Contrast 1) C.O.M. = 2.5 yd
- 2 = Seat (Contrast 2) C.O.M. = 1.5 yd
- 3 = Back (Contrast 3) C.O.M. = 7.5 yd
- Gangers included to gang to other 60" High-Back models.
- Ganging to backless units or High-Back back to side ganging (specify kit separately)
- Does not gang with 32" Low-Back units
- Cannot be retroffited to 48" model
- If Byrne Interlink®IQ Power is specified, an additional jumper is always included due to product size, impacting total count for one-infeed. See Planning Guide for more information.
- All base models have foot leveling capacity
- Removable seat design, debris clean-out location, and painted wood base to protect against liquids.
- Overall Dimensions:
- W=76.5" D=26" H=60"

Seat Dimensions:
- D=18.5" H=18"
- Price is based off of highest grade base or back fabric. Exclude seat fabric when selecting highest grade contrasting fabric.

| | MODEL NUMBER | | |

MyPlace™
60" High-Back Lounge Seating

MyPlace™
60" High-Back Lounge Seating

concealed glides shown

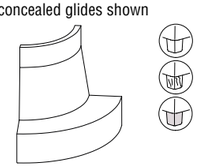

MCO96

Outside Back, 90* Curve, 60" High-Back - Non-contrast

- Non-contrast C.O.M = 7.5 yds
- Gangers included to gang to other 60" High-Back models.
- Ganging to backless units or High-Back back to side ganging (specify kit separately)
- Does not gang with 32" Low-Back units
- Cannot be retroffited to 48" model
- If Byrne Interlink®IQ Power is specified, an additional jumper is always included due to product size, impacting total count for one-infeed. See Planning Guide for more information.
- All base models have foot leveling capacity
- Removable seat design, debris clean-out location, and painted wood base to protect against liquids.
- Overall Dimensions:
- W=76.5" D=26" H=60"

Seat Dimensions:
- D=18.5" H=18"

| | MODEL NUMBER | | |

MyPlace™
60" High-Back Lounge Seating

MyPlace™
60" High-Back Lounge Seating

concealed glides shown

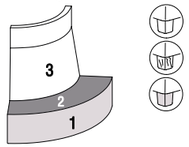

MC096

Outside Back, 90* Curve, 60" High-Back - Contrast

- 1 = Base (Contrast 1) C.O.M. = 2.5 yd
- 2 = Seat (Contrast 2) C.O.M. = 1.75 yd
- 3 = Back (Contrast 3) C.O.M. = 4.5 yd
- Gangers included to gang to other 60" high-back models.
- Ganging to backless units or high-back back to side ganging (specify kit separately)
- Does not gang with 32" low-back units
- Cannot be retroffited to 48" model
- If Byrne Interlink®IQ Power is specified, an additional jumper is always included due to product size, impacting total count for one-infeed. See Planning Guide for more information.
- All base models have foot leveling capacity
- Removable seat design, debris clean-out location, and painted wood base to protect against liquids.
- Overall Dimensions:
- W=76.5" D=26" H=60"

Seat Dimensions:
- D=18.5" H=18"
- Price is based off of highest grade base or back fabric. Exclude seat fabric when selecting highest grade contrasting fabric.

	MODEL NUMBER															Approx. Packaged Weight	Grade C.O.M.	Grade C	Grade D	Grade E & C.O.L.	Grade F	Grade G	Grade H	Grade I	Grade J	Grade K	Grade L Leather	Grade M Leather	Moisture Barrier add to list price
Features	Basic Model	Non-Contor Fabric Cont 1	Fab Con 2	Fab Con 3	Pwr Opt	Pwr Type	MT Pwr Loc	IQ Pwr Type	IQ Mod Qty	IQ Pwr Loc	Power Color	Wd Feet Fin	Alum Feet Fin	Moist Barr															
Concealed Glides	MCOH96/CGL/FC	□□	□□	□□	□□	□□	□□	□□	□□	□□	□□			□□		210.0#	$ 3607	$ 4006	$ 4112	$ 4237	$ 4322	$ 4489	$ 4658	$ 4896	$ 5288	$ 5708	$ 6129	$ 6969	$ 281
Poly Feet	MCOH96/PFT/FC	□□	□□	□□	□□	□□	□□	□□	□□	□□	□□			□□		210.0#	3607	4006	4112	4237	4322	4489	4658	4896	5288	5708	6129	6969	281
Wood Feet	MCOH96/WFT/FC	□□	□□	□□	□□	□□	□□	□□	□□	□□	□□	□□		□□		210.0#	3731	4130	4236	4362	4446	4614	4782	5021	5413	5832	6253	7093	281
Aluminum Feet	MCOH96/AFT/FC	□□	□□	□□	□□	□□	□□	□□	□□	□□	□□		□□	□□		210.0#	3731	4130	4236	4362	4446	4614	4782	5021	5413	5832	6253	7093	281

Ⓐ Ⓑ Ⓒ Ⓓ Ⓔ Ⓕ Ⓖ Ⓗ Ⓘ Ⓙ Ⓚ Ⓛ Ⓜ Ⓝ

HOW TO ORDER

Indicate the following information on order form:
1. Quantity of each item.
2. Model number, including options. See "How To Build a Model Number".
3. Any special service required.

Note: • The □ indicates that a choice is required.
- The absence of the □ indicates that no choice is required.
- Alpha-numeric characters in place of □ indicate that no other alternatives are available.

HOW TO BUILD A MODEL NUMBER

Ⓐ Select basic model.

Ⓑ Select non-contrast or fabric contrast 1.
Refer to **ki.com/fabrics**

Ⓒ Select fabric contrast 2.
Refer to **ki.com/fabrics**

Ⓓ Select fabric contrast 3.
Refer to **ki.com/fabrics**

Ⓔ Select power option.

NP	- No power
WP	- With power

Ⓕ Select power type.

DCP	- Byrne Interlink®IQ System w/Mini-Tap® module OR jumper
RPT	- Mini-Tap® power module w/3-prong plug; add $304

Ⓖ Select Mini-Tap® module w/3-prong plug location.

LFFP	- Left Front Facing Power
LRFP	- Left Rear Facing Power
RFFP	- Right Front Facing Power
RRFP	- Right Rear Facing Power

Ⓗ Select Byrne Interlink®IQ System type.

DCJ	- Byrne Interlink®IQ System jumper only; add $177
DSMOD	- Byrne Interlink®IQ System w/Mini-Tap® module

Ⓘ Select Byrne Interlink®IQ System w/Mini-Tap® module quantity.

MOD1	- One Module; add $480
MOD2	- Two Modules; add $872
MOD3	- Three Modules; add $1262
MOD4	- Four Modules; add $1654

Ⓙ Select Byrne Interlink®IQ System w/Mini-Tap® module location(s).

LFFP	- Left Front Facing Power
LRFP	- Left Rear Facing Power
RFFP	- Right Front Facing Power
RRFP	- Right Rear Facing Power
LFLR	- Left Front, Left Rear Facing Power
LFRF	- Left Front, Right Front Facing Power
LFRR	- Left Front, Right Rear Facing Power
LRRF	- Left Rear, Right Front Facing Power
LRRR	- Left Rear, Right Rear Facing Power
RRRF	- Right Rear, Right Front Facing Power
LFLRRR	- Left Front, Left Rear, Right Rear Facing Power
LFRFLR	- Left Front, Right Front, Left Rear Facing Power
LFRFRR	- Left Front, Right Front, Right Rear Facing Power
RFLRRR	- Right Front, Left Rear, Right Rear Facing Power
LFRFLRRR	- Left Front, Right Front, Left Rear, Right Rear Facing Power

Ⓚ Select power module color.

MPB	- Black power module
MPS	- Silver power module
MPW	- White power module

Ⓛ Select wood feet finish.
Refer to the **Product Color Options** page in this price list.

Ⓜ Select brushed aluminum feet finish.
Refer to the **Product Color Options** page in this price list.

Ⓝ Select moisture barrier.

MB	- Moisture barrier
NMB	- No moisture barrier

See pricing column for moisture barrier upcharge.

Compliance to TB133 Fire Safety Code

For California Technical Bulletin 133 compliant models, a Product Modification Request is required. Contact Customer Service for details.

Model	
MCIH46	$479
MCOH46	$424
MCIH66	$563
MCOH66	$479
MCIH96	$758
MCOH96	$591

INFORMATION

The removable seat design of MyPlace™ High-Back units allows for ease of installation and clean out, as well as inspection of electrical components. MyPlace™ High-Back offers UL recognized power components and an ETL-Listed power system (Byrne Interlink® IQ). MyPlace™ Lounge is not a UL listed Office Furnishing.

SPECIAL SERVICES

Special Carton Marking

With specially marked information N/C

Shipping

Ships **partially assembled, FOB High Point, NC 27263, freight prepaid.** Freight class 250.

Specifications and prices are subject to change without prior notice.

MyPlace™
Tables

	Features	MODEL NUMBER Basic Model	Non-Contrast or Fabric Contrast 1	Wood Feet Finish	Laminate Color	Edge Color (74P)	Alum-inum Feet Finish	Moisture Barrier	Approx. Packaged Weight	Grade C.O.M.	Grade C	Grade D	Grade E & C.O.L.	Grade F	Grade G	Grade H	Grade I	Grade J	Grade K	Grade L Leather	Grade M Leather	Moisture Barrier add to list price
concealed glides shown 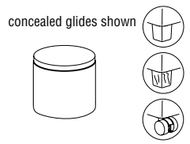 MT18R **18" Round Table** • Non-contrast C.O.M = 1.25 yds • Dia=18" H=18"	Concealed Glide, Non-contrast	MPT18R/CGL/NC	□□□□		□□□	□□□		□□□	31.0#	$ 836	$ 895	$ 910	$ 929	$ 941	$ 966	$ 990	$ 1020	$ 1083	$ 1143	$ 1204	$ 1328	$ 122
	Poly Feet, Non-contrast	MPT18R/PFT/NC	□□□□		□□□	□□□		□□□	31.0#	836	895	910	929	941	966	990	1020	1083	1143	1204	1328	122
	Wood Feet, Non-contrast	MPT18R/WFT/NC	□□□□	□□□	□□□	□□□		□□□	31.0#	963	1021	1037	1057	1068	1092	1117	1147	1210	1271	1331	1454	122
	Casters, Non-contrast	MPT18R/CST/NC	□□□□		□□□	□□□		□□□	31.0#	836	895	910	929	941	966	990	1020	1083	1143	1204	1328	122
	Aluminum Feet, Non-contast	MPT18R/AFT/NC	□□□□		□□□	□□□	□□	□□□	31.0#	963	1021	1037	1057	1068	1092	1117	1147	1210	1271	1331	1454	122
concealed glides shown 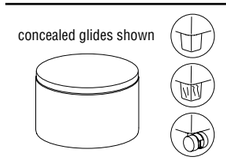 MT26R **26" Round Table** • Non-contrast C.O.M = 1.75 yds • Ganging (specify kit separately) • Dia=26" H=18"	Concealed Glide, Non-contrast	MPT26R/CGL/NC	□□□□		□□□	□□□		□□□	39.0#	$ 1006	$ 1087	$ 1108	$ 1133	$ 1151	$ 1185	$ 1220	$ 1263	$ 1348	$ 1434	$ 1520	$ 1693	$ 127
	Poly Feet, Non-contrast	MPT26R/PFT/NC	□□□□		□□□	□□□		□□□	39.0#	1006	1087	1108	1133	1151	1185	1220	1263	1348	1434	1520	1693	127
	Wood Feet, Non-contrast	MPT26R/WFT/NC	□□□□	□□□	□□□	□□□		□□□	39.0#	1132	1213	1235	1261	1278	1313	1346	1390	1475	1561	1646	1819	127
	Casters, Non-contrast	MPT26R/CST/NC	□□□□		□□□	□□□		□□□	39.0#	1006	1087	1108	1133	1151	1185	1220	1263	1348	1434	1520	1693	127
	Aluminum Feet, Non-contast	MPT26R/AFT/NC	□□□□		□□□	□□□	□□	□□□	39.0#	1132	1213	1235	1261	1278	1313	1346	1390	1475	1561	1646	1819	127
concealed glides shown 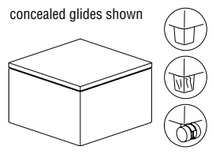 MTSQR **Square Table** • Non-contrast C.O.M = 2.75 yds • Ganging (specify kit separately) • W=26" D=26" H=18"	Concealed Glide, Non-contrast	MPTSQR/CGL/NC	□□□□		□□□	□□□		□□□	39.0#	$ 1140	$ 1268	$ 1302	$ 1343	$ 1370	$ 1423	$ 1477	$ 1545	$ 1679	$ 1814	$ 1950	$ 2219	$ 148
	Poly Feet, Non-contrast	MPTSQR/PFT/NC	□□□□		□□□	□□□		□□□	39.0#	1140	1268	1302	1343	1370	1423	1477	1545	1679	1814	1950	2219	148
	Wood Feet, Non-contrast	MPTSQR/WFT/NC	□□□□	□□□	□□□	□□□		□□□	39.0#	1267	1395	1429	1470	1496	1550	1604	1672	1806	1940	2078	2347	148
	Casters, Non-contrast	MPTSQR/CST/NC	□□□□		□□□	□□□		□□□	39.0#	1140	1268	1302	1343	1370	1423	1477	1545	1679	1814	1950	2219	148
	Aluminum Feet, Non-contrast	MPTSQR/AFT/NC	□□□□		□□□	□□□	□□	□□□	39.0#	1267	1395	1429	1470	1496	1550	1604	1672	1806	1940	2078	2347	148
		Ⓐ	Ⓑ	Ⓒ	Ⓓ	Ⓔ	Ⓕ	Ⓖ														

HOW TO ORDER

Indicate the following information on order form:
1. Quantity of each item.
2. Model number, including options. See "How To Build a Model Number".
3. Any special service required.

Note: • The □ indicates that a choice is required.
- The absence of the □ indicates that no choice is required.
- Alpha-numeric characters in place of □ indicate that no other alternatives are available.

HOW TO BUILD A MODEL NUMBER

Ⓐ Select basic model.

Ⓑ Select non-contrast or fabric contrast 1.
Refer to **ki.com/fabrics**

Ⓒ Select wood feet finish.
Refer to the **Product Color Options** page in this price list.

Ⓓ Select laminate color.
Refer to the **Product Color Options** page in this price list.

Ⓔ Select 74P edge color.
Refer to the **Product Color Options** page in this price list.

Ⓕ Select brushed aluminum feet finish.
Refer to the **Product Color Options** page in this price list.

Ⓖ Select moisture barrier.

MB	- Moisture barrier
NMB	- No moisture barrier

See pricing column for moisture barrier upcharge.

Compliance to TB133 Fire Safety Code
For California Technical Bulletin 133 compliant models, a Product Modification Request is required. Contact Customer Service for details.

SPECIAL SERVICES

Special Carton Marking

With specially marked information	N/C

Shipping
Ships **assembled, FOB High Point, NC 27263, freight prepaid.** Freight class 250.

Specifications and prices are subject to change without prior notice.

MyPlace™
Tables

	Features	MODEL NUMBER Basic Model	Non-Contrast or Fabric Contrast 1	Wood Feet Finish	Top Lam Color	Top Edge Color (73P)	Side/Div Lam Color	Side/Div Edge Color (73P)	Moisture Barrier	Approx. Packaged Weight	Delivered Pricing	Grade C.O.M.	Grade C	Grade D	Grade E & C.O.L.	Grade F	Grade G	Grade H	Grade I	Grade J	Grade K	Grade L Leather	Grade M Leather	Moisture Barrier add to list price
concealed glides shown 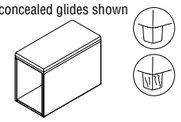 MPTED	Concealed Glide, Non-contrast	MPTEDP/CGL/NC	□□□□				□□□□	□□□	□□□	47.5#	N/A	$ 1267	$ 1302	$ 1312	$ 1321	$ 1329	$ 1344	$ 1358	$ 1380	$ 1414	$ 1451	$ 1489	$ 1561	$ 178
	Poly Feet, Non-contrast	MPTEDP/PFT/NC	□□□□				□□□□	□□□	□□□	45.5#	N/A	1267	1302	1312	1321	1329	1344	1358	1380	1414	1451	1489	1561	178
	Wood Feet, Non-contrast	MPTEDP/WFT/NC	□□□□	□□□			□□□□	□□□	□□□	45.5#	N/A	1306	1343	1352	1363	1371	1385	1400	1421	1454	1492	1528	1602	178
Rectangular In-Line Table, With Pad • Non-contrast C.O.M = .75 yd • Ganging (specify kit separately) • Table includes center divider, creating storage space. • Table height consistent with MyPlace Seating height. • Casters unavailable as standard. Overall Dimensions: • W=13" D=26" H=18"																								
concealed glides shown MTED	Concealed Glide	MYPTED/CGL			□□□	□□□	□□□□	□□□		46.5#	$ 1006													N/A
	Poly Feet	MYPTED/PFT			□□□	□□□	□□□□	□□□		52.5#	1006													N/A
	Wood Feet	MYPTED/WFT		□□□	□□□	□□□	□□□□	□□□		52.5#	1046													N/A
Rectangular In-Line Table, Without Pad • Ganging (specify kit separately) • Table includes center divider, creating storage space. • Table height consistent with MyPlace Seating height. • Casters unavailable as standard. Overall Dimensions: • W=13" D=26" H=18"																								
		Ⓐ		Ⓑ	Ⓒ	Ⓓ	Ⓔ	Ⓕ	Ⓖ	Ⓗ														

HOW TO ORDER

Indicate the following information on order form:
1. Quantity of each item.
2. Model number, including options. See "How To Build a Model Number".
3. Any special service required.

Note: • The □ indicates that a choice is required.
- The absence of the □ indicates that no choice is required.
- Alpha-numeric characters in place of □ indicate that no other alternatives are available.

HOW TO BUILD A MODEL NUMBER

Ⓐ Select basic model.

Ⓑ Select non-contrast or fabric contrast 1.
Refer to **ki.com/fabrics**

Ⓒ Select wood feet finish.
Refer to the **Product Color Options** page in this price list.

Ⓓ Select laminate top color.
Refer to the **Product Color Options** page in this price list.

Ⓔ Select top edge color.
Refer to the **Product Color Options** page in this price list.

Ⓕ Select laminate side/divider color.
Refer to the **Product Color Options** page in this price list.

Ⓖ Select side/divider edge color.
Refer to the **Product Color Options** page in this price list.

Ⓗ Select brushed aluminum feet finish.
Refer to the **Product Color Options** page in this price list.

Ⓘ Select moisture barrier.

MB	- Moisture barrier
NMB	- No moisture barrier

See pricing column for moisture barrier upcharge.

Compliance to TB133 Fire Safety Code

For California Technical Bulletin 133 compliant models, a Product Modification Request is required. Contact Customer Service for details.

SPECIAL SERVICES

Special Carton Marking

With specially marked information N/C

Shipping

Ships **assembled, FOB High Point, NC 27263, freight prepaid.** Freight class 250.

Specifications and prices are subject to change without prior notice.

MyPlace™
Gangers

	MODEL	MODEL NUMBER Basic Model	Approx. Packaged Weight	Delivered Pricing
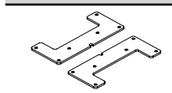 MPM	**Ganging Kit** • One ganging kit to be specified for each lounge-to-lounge connection • Ganging specified for use with glides, wood feet or poly feet • Ganging kit also used with In-Line Table models MPTEDP and MYPTED • For use to gang backless, 32" low-back units, or table units together • Not for use ganging low-back to high-back, or high-back models	MPGANGKIT	0.0#	$ 110
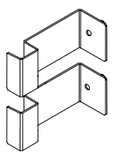 MPM	**High-Back to Low-Back Gangers** • For use to gang a high-back (48" or 60" height) model to a backless unit • For use with linear/side-to-side planning configurations • Not for use with high-back to high-back models • Ships as a kit; one ganging kit to be specified for each lounge-to-lounge connection.	MPHBLBGANG	0.0#	$ 75
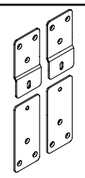 MPM	**High-Back Model Back-to-Side Gangers** • For use with high-back models only, where configuration requires a back of a unit to gang to a side of another unit. • Not for use for high-back model lineal/ side-to-side ganging. • Ships as a kit; one ganging kit to be specified for each lounge-to-lounge connection.	MPHB2SDGANG	0.0#	$ 80

Ⓐ

HOW TO ORDER

Indicate the following information on order form:
1. Quantity of each item.
2. Model number, including options. See "How To Build a Model Number".
3. Any special service required.

Note: • The ☐ indicates that a choice is required.
- The absence of the ☐ indicates that no choice is required.
- Alpha-numeric characters in place of ☐ indicate that no other alternatives are available.

HOW TO BUILD A MODEL NUMBER

Ⓐ Select basic model.

SPECIAL SERVICES

Special Carton Marking

With specially marked information	N/C

Shipping

Ships **assembled, FOB High Point, NC 27263, freight prepaid.** Freight class 250.

Specifications and prices are subject to change without prior notice.

MyPlace™
Byrne Interlink® IQ Infeed and Jumper

MyPlace™
Byrne Interlink® IQ Infeed and Jumper

	MODEL	MODEL NUMBER Basic Model	Approx. Packaged Weight	Delivered Pricing
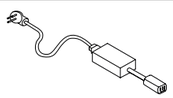 MPM	**Byrne Interlink®IQ Infeed Unit** • For use with multi-unit power and Byrne Interlink®IQ power modules • Power up to 8 locations with one single circuit infeed unit • 10' cord	INLINKFEED	0.0#	$ 404
 MPM	**Byrne Interlink®IQ Jumper** • For use with multi-unit power and Byrne Interlink®IQ power modules • Allows for additional electrical reach through lounge units • Jumper cords are considered one "unit" of the 8 maximum units powered by one infeed	INLINKJUMP	0.0#	$ 120

Ⓐ

HOW TO ORDER

Indicate the following information on order form:
1. Quantity of each item.
2. Model number, including options. See "How To Build a Model Number".
3. Any special service required.

Note: • The ☐ indicates that a choice is required.
- The absence of the ☐ indicates that no choice is required.
- Alpha-numeric characters in place of ☐ indicate that no other alternatives are available.

HOW TO BUILD A MODEL NUMBER

Ⓐ Select basic model.

SPECIAL SERVICES

Special Carton Marking

With specially marked information	N/C

Shipping

Ships **assembled, FOB High Point, NC 27263, freight prepaid.** Freight class 250.

Specifications and prices are subject to change without prior notice.

C-Table™
General Information and Technical Specifications



C-Table Personal Worksurface (27" Fixed Height)

Dimensions	
Base diameter	15-1/2"
Tabletop diameter	18"
Overall height	27"

Tabletop

Tabletops are18" diameter and consist of 3/4" thick high-density 45 lb particleboard core with a .03" thick high-pressure laminate top and a .028" thick phenolic backer (bottom). The table edge is 2 mm polypropylene (73P) and is available in a variety of colors. See KI Color Addendum for laminate and edge finish options.

Base Frame

The table base frame is constructed of welded steel. The spider plate is 14-gauge, base is 3/8" thick and the vertical post is 1 1/2" diameter by .083" thick wall. The base frame is finished in electrostatically applied hybrid powdercoating. The coating is then fused and cured in a baking oven to form a smooth, continuous finish that is chemical-resistant, hard, tough and mar-resistant. Powder-coated paint is available in all standard KI paint colors except for chrome. See KI Color Addendum for complete options.

Glides

Six 1" diameter self-adhesive white polyurethane glides are recessed into machined pockets within the steel base.

Table Assembly

Tabletops are attached to the base frame using seven #12 x 3/4" Phillips truss head screws. Tables are shipped completely assembled with a packaged weight of 23 lbs. Assembled tables without packaging weigh 17 1/2" lbs.

DIMENSIONS

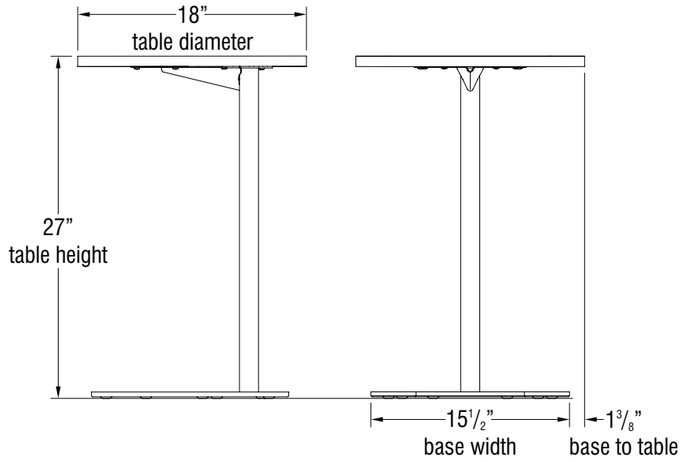

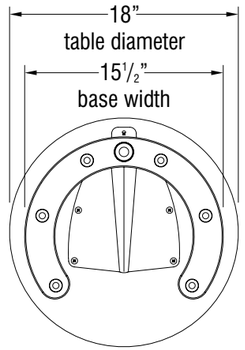

STATEMENT OF LINE

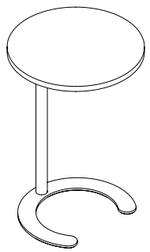

CTBL

C-Table™ Max
General Information



C-Table Max - Small Rectangle Top (26” Fixed height or 29” Fixed height)



C-Table Max - Large Rectangle Top (26” Fixed height or 29” Fixed height)



C-Table Max - Small Rectangle with Curve Top (26” Fixed height or 29” Fixed height)



C-Table Max - Large Rectangle with Curve Top (26” Fixed height or 29” Fixed height)

Dimensions				
Base diameter	19 - 3/4”	19 - 3/4”	19 - 3/4”	19 - 3/4”
Base depth	16 - 3/8”	16 - 3/8”	16 - 3/8”	16 - 3/8”
Tabletop width	26”	30”	26”	30”
Tabletop depth	20”	24”	20”	24”
Overall height	26” / 29”	26” / 29”	26” / 29”	26” / 29”



C-Table Max - Small Rectangle Top (25” - 30” Adjustable Height)



C-Table Max - Large Rectangle Top (25” - 30” Adjustable Height)



C-Table Max - Small Rectangle with Curve Top (25” - 30” Adjustable Height)



C-Table Max - Large Rectangle with Curve Top (25” - 30” Adjustable Height)

Dimensions				
Base diameter	19 - 3/4”	19 - 3/4”	19 - 3/4”	19 - 3/4”
Base depth	16 - 3/8”	16 - 3/8”	16 - 3/8”	16 - 3/8”
Tabletop width	26”	30”	26”	30”
Tabletop width	20”	24”	20”	24”
Overall height	25” - 30”	25” - 30”	25” - 30”	25” - 30”



C-Table Max - Round Top (26” Fixed height or 29” Fixed height)



C-Table Max - Round with Curved Top (26” Fixed height or 29” Fixed height)



C-Table Max - OddQuad Top (26” Fixed height or 29” Fixed height)



C-Table Max - Triangle Top (26” Fixed height or 29” Fixed height)



C-Table Max - Square Top (26” Fixed height or 29” Fixed height)

Dimensions					
Base diameter	19 - 3/4”	19 - 3/4”	19 - 3/4”	19 - 3/4”	19 - 3/4”
Base depth	16 - 3/8”	16 - 3/8”	16 - 3/8”	16 - 3/8”	16 - 3/8”
Tabletop diameter	24”	24”			
Tabletop width			35 - 2/5”	32”	26”
Tabletop depth		19 - 4/5”	22 - 1/10”	28 - 2/5”	26”
Overall height	26” / 29”	26” / 29”	26” / 29”	26” / 29”	26” / 29”



C-Table Max - Round Top (25” - 30” Adjustable Height)



C-Table Max - Round with Curve Top (25” - 30” Adjustable Height)



C-Table Max - Oddquad Top (25” - 30” Adjustable Height)



C-Table Max - Triangle Top (25” - 30” Adjustable Height



C-Table Max - Square Top (25” - 30” Adjustable Height)

Dimensions					
Base diameter	19 - 3/4”	19 - 3/4”	19 - 3/4”	19 - 3/4”	19 - 3/4”
Base depth	16 - 3/8”	16 - 3/8”	16 - 3/8”	16 - 3/8”	16 - 3/8”
Tabletop diameter	24”	24”			
Tabletop width			35 - 2/5”	32”	26”
Tabletop depth		19 - 4/5”	22 - 1/10”	28 - 2/5”	26”
Overall height	25” - 30”	25” - 30”	25” - 30”	25” - 30”	25” - 30”

C-Table™ Max
Technical Specifications

TECHNICAL SPECIFICATIONS

Fixed-Height Table - Dual-Post Cantilever

The fixed-height table is offered in 26" or 29" tabletop heights. The base frame is constructed of welded 1 1/2" diameter, 16-gauge steel tubing with a top mounting plate of 7-gauge (.179" thick) steel and a 3/8" (10 mm) thick C-shaped steel base. A 1/2" diameter welded steel cross brace member stabilizes the entire frame.

Adjustable-Height Table - Dual-Post Cantilever

The adjustable-height table raises and lowers in 1" locking increments, between 25" and 30" overall table height. Adjustability is controlled by a lever assembly that protrudes from the base, underneath the tabletop. When compressed, the lever assembly unlocks the upper frame weldment from the lower frame weldment, allowing height adjustment that is assisted by a pneumatic cylinder enclosed within one of the vertical leg tubes. When the tabletop is positioned at the desired height, the lever can be released, and the bottom of the lever assembly locks into one of six height positioning holes in one of the lower leg tubes. Delrin bushings are installed between the tubes of the upper and lower frames, allowing for smooth adjustment. The outer portion of the lever assembly ships loose and is secured to the inner portion of the lever with a hex jam nut during assembly of the table units.

The upper frame of the adjustable-height table is constructed with two 1 1/4" diameter, 14-gauge steel tubes and a 7-gauge (.179" thick) steel mounting plate, all welded together. The lower frame of the adjustable-height table is constructed with two 1 1/2" diameter, 16-gauge steel tubes, a 7-gauge (.179") steel mounting plate, and a 3/8" (10 mm) thick C-shaped steel base, all welded together. The height adjustment lever is 5/16" diameter welded steel. A 1/2" diameter welded steel cross brace member stabilizes the entire frame.

Base Finish

Base frames are powder-coat painted, and may be specified in all standard KI colors. Chrome-plated finish is not available. See KI Color Addendum for color options offered.

Table Surfaces

Table surfaces are 3/4" thick high-density 45 lb particle board core with .03" thick high pressure laminate and .028" thick phenolic backer (bottom). The table edge is 2 mm polypropylene (73P) and is available in a variety of colors. See KI Color Addendum for laminate and edge finish options.

Glides

Seven 1" diameter self-adhesive white polyurethane glides are recessed into machined pockets within the steel base.

Table Assembly

The tabletop is secured to the base using seven #12 x 3/4" Phillips truss head screws. All tabletops are shipped separately from bases.

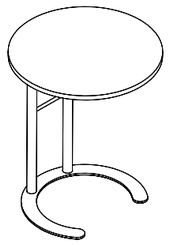

Round Table
CMDGB24 (26" Fixed-Height)
CMDAB24 (29" Fixed-Height)
CMDEB24 (Adjustable-Height)



Round Table with Comfort Curve
CMDGP24 (26" Fixed-Height)
CMDAP24 (29" Fixed-Height)
CMDEP24 (Adjustable-Height)

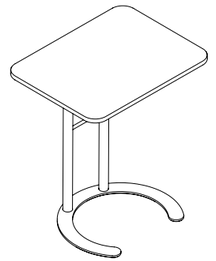

20" x 26" Rectangular Table
CMDGA2026 (26" Fixed-Height)
CMDAA2026 (29" Fixed-Height)
CMDEA2026 (Adjustable-Height)

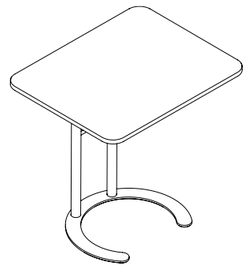

24" x 30" Rectangular Table
CMDGA2430 (26" Fixed-Height)
CMDAA2430 (29" Fixed-Height)
CMDEA2430 (Adjustable-Height)



20" x 26" Rectangular Table
with Comfort Curve
CMDGN2026 (26" Fixed-Height)
CMDAN2026 (29" Fixed-Height)
CMDEN2026 (Adjustable-Height)

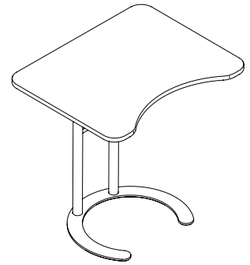

24" x 30" Rectangular Table
with Comfort Curve
CMDGN2430 (26" Fixed-Height)
CMDAN2430 (29" Fixed-Height)
CMDEN2430 (Adjustable-Height)

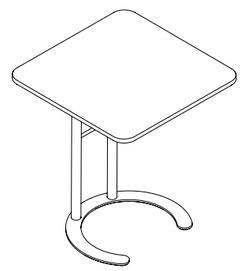

Square Table
CMDGC26 (26" Fixed-Height)
CMDAC26 (29" Fixed-Height)
CMDEC26 (Adjustable-Height)



Triangle Table
CMDGK32 (26" Fixed-Height)
CMDAK32 (29" Fixed-Height)
CMDEK32 (Adjustable-Height)



Oddquad Table
CMDGZ36 (26" Fixed-Height)
CMDAZ36 (29" Fixed-Height)
CMDEZ36 (Adjustable-Height)

C-Table™ Max
Technical Specifications

C-Table Max - Tabletops

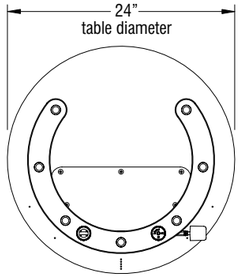

Round Table
CMDGB24 (26” Fixed-Height)
CMDAB24 (29” Fixed-Height)
CMDEB24 (Adjustable-Height)

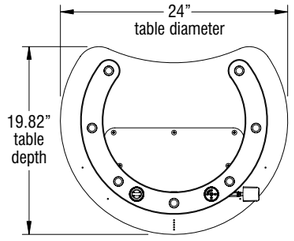

Round Table with Comfort Curve
CMDGP24 (26” Fixed-Height)
CMDAP24 (29” Fixed-Height)
CMDEP24 (Adjustable-Height)

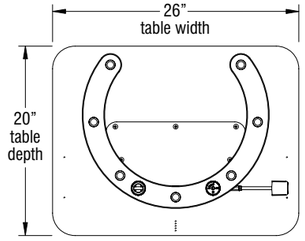

20” x 26” Rectangular Table
CMDGA2026 (26” Fixed-Height)
CMDAA2026 (29” Fixed-Height)
CMDEA2026 (Adjustable-Height)

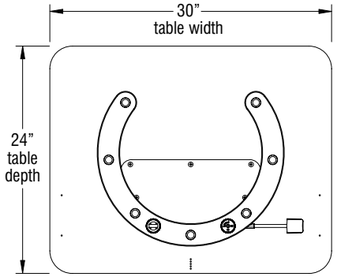

24” x 30” Rectangular Table
CMDGA2430 (26” Fixed-Height)
CMDAA2430 (29” Fixed-Height)
CMDEA2430 (Adjustable-Height)

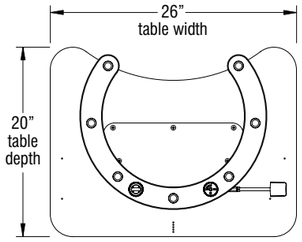

20” x 26” Rectangular Table with Comfort Curve
CMDGN2026 (26” Fixed-Height)
CMDAN2026 (29” Fixed-Height)
CMDEN2026 (Adjustable-Height)

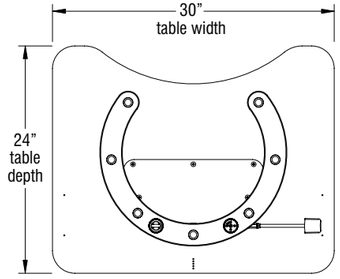

24” x 30” Rectangular Table with Comfort Curve
CMDGN2430 (26” Fixed-Height)
CMDAN2430 (29” Fixed-Height)
CMDEN2430 (Adjustable-Height)

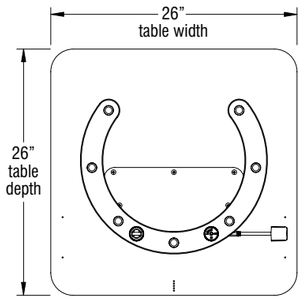

Square Table
CMDGC26 (26” Fixed-Height)
CMDAC26 (29” Fixed-Height)
CMDEC26 (Adjustable-Height)

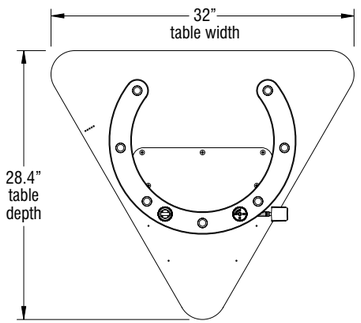

Triangle Table
CMDGK32 (26” Fixed-Height)
CMDAK32 (29” Fixed-Height)
CMDEK32 (Adjustable-Height)

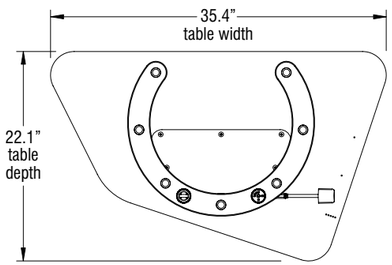

Oddquad Table
CMDGZ36 (26” Fixed-Height)
CMDAZ36 (29” Fixed-Height)
CMDEZ36 (Adjustable-Height)

(bottom view)

C-Table Max - 26” Fixed-Height Table

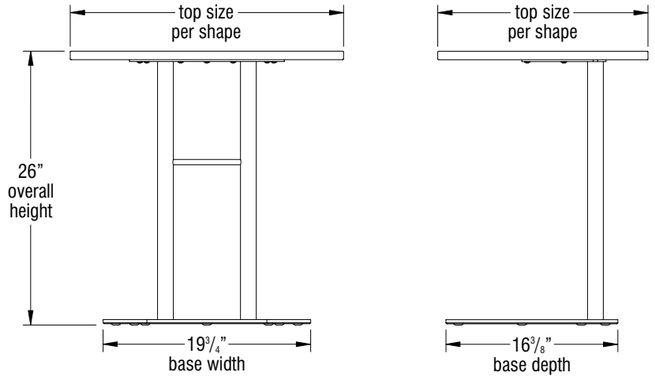

C-Table Max - 29” Fixed-Height Table

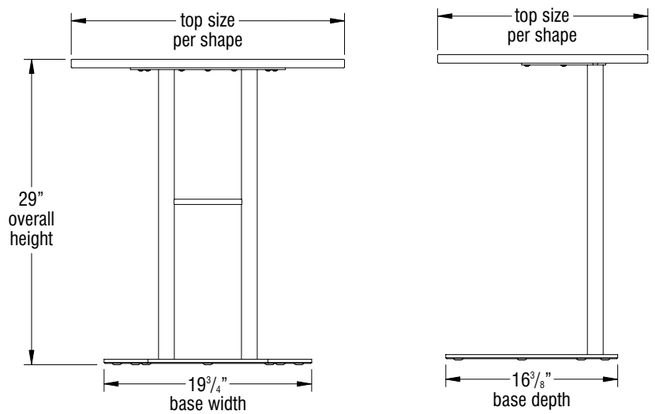

C-Table Max - Adjustable-Height Table

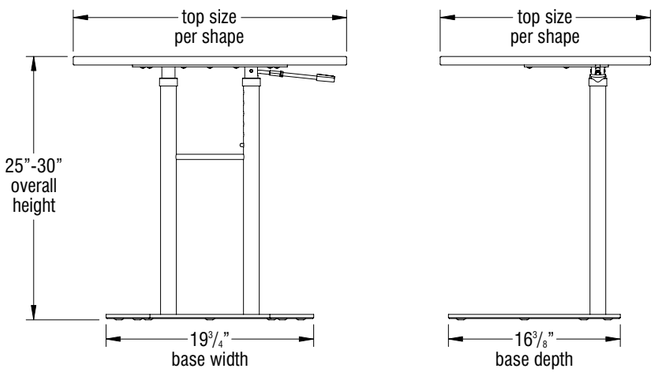

C-Table™ and C-Table™ Max
Product Color Options

Surface Finish - Laminate

Belair	LBQ
Biltmore Cherry	LBT
Black	LBK
Brighton Walnut	LBW
Canyon Zephyr	LCA
Castle Oak	LCO
Casual Linen	LCU
Cherry Storm	LCX
Classic Linen	LCI
Cloud Zephyr	LCL
Cocobala	LCC
Crisp Linen	LRI
Desert Zephyr	LDZ
Dove Grey	LDG
Fired Steel	LIL
Flax Linen	LXF
Florence Walnut	LFC
Forged Steel	LOL
Friston Ash	LFH
Frosty White	LFW
Graphite Nebula	LGN
Grey	LGE
High Rise	LHE
Hollyberry	LHY
Irish Linen	LIH
Island	LID
Italian Silver Ash	LIT
Kensington Maple	LKM
Lapis Blue	LLB
Markerboard White	LMK
Misted Zephyr	LMR
Monticello Maple	LMT
Nickel Evolv	LNV
North Sea	LNA
Ocean	LON
Pearl Bisque	LPB
Pearl Silver	LPS
Pressed Linen	LPR
River Cherry	LRY
Rugged Linen	LRG
Satin Stainless	LSS
Shadow Zephyr	LSR
Silicon evolv	LSV
Sterling Ash	LAZ
Tailored Linen	LTL
Titanium evolv	LTV
White Nebula	LWL
White Sand	LWN
Windsor Mahogany	LWY

Edge Style for 73P Edge

Belair	EBQ
Biltmore Cherry	EBT
Black	EBL
Blue Grey	EGR
Brighton Walnut	EBW
Castle Oak	ECO
Cayenne	ECY
Cherry Storm	ECX
Cocobala	ECC
Cool Grey	ECG
Earthen Clay	EEY
Everglade Shade	EEV
Flannel	EFN
Florence Walnut	EFC
Friston Ash	EFH
Frosty White	EFW
Hazy Jade	EHJ
Honey Bee	EHY
Italian Silver Ash	EIT
Kensington Maple	EKM
Light Tone	ELG
Mardi Gras	EMG
Misty Brown	EMY
Monticello Maple	EMT
Multiplex	EMB
Nemo	ENE
Nordic	END
Purple Haze	EPH
River Cherry	ERY
Rubber Ducky	ERK
Sand	ESA
Sky Blue	ESK
Sterling Ash	EAZ
Surf's Up	ESP
Twilight Shadow	ETI
Ultra Blue	EUB
Warm Grey	EWG
Windsor Mahogany	EWY
Zesty Lime	EZL

Base Finish

Black	BL
Blue Grey	GR
Bronze Metallic	ZM
Cayenne	CY
Champagne Metallic	CM
Cool Grey	CG
Cottonwood	CO
Earthen Clay	EY
Espresso Metallic	EX
Everglade Shade	EV
Flannel	FN
Glitz Metallic	GZ
Hazy Jade	HJ
Honey Bee	HY
Light Tone	LG
Mardi Gras	MG
Misty Brown	MY
Nemo	NE
Nordic	ND
Poppy Red	PR
Purple Haze	PH
Rubber Ducky	RK
Sand	SA
Sky Blue	SK
Starlight Silver Metallic	SX
Surf's Up	SP
Twilight Shadow	TI
Ultra Blue	UB
Warm Grey	WG
Zesty Lime	ZL

C-Table™
27" Fixed Height

KI

C-Table™
27" Fixed Height

	MODEL	Features	MODEL NUMBER					Approx. Packaged Weight	3/4" 73P Edge (73P)
			Basic Model	Edge Style	Edge Color	Surface Finish	Base Finish		
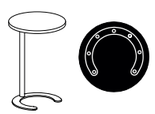 CTBL	**C-Table, Personal Worksurface** • C-Table features single column base • 18" diameter round worksurface • Fixed height only • Recommended for use with soft seating elements. 27" height allows for this product to be stored under standard 29" work surfaces. • Ships fully assembled	27" High	CTABLE	73P	□□□	□□□	□□	23.0#	$ 591
			Ⓐ	Ⓑ	Ⓒ	Ⓓ	Ⓔ		

HOW TO ORDER

Indicate the following information on order form:
1. Quantity of each item.
2. Model number, including options. See "How To Build a Model Number".
3. Any special service required.

Note: • The □ indicates that a choice is required.
• The absence of the □ indicates that no choice is required.
• Alpha-numeric characters in place of □ indicate that no other alternatives are available.

HOW TO BUILD A MODEL NUMBER

Ⓐ Select basic model.

Ⓑ Select edge style.

73P	- 3/4" 73P edge

Ⓒ Select edge color.
Refer to the **Product Color Options** page in this price list.

Ⓓ Select surface finish.
Refer to the **Product Color Options** page in this price list.

Ⓔ Select base finish.
Refer to the **Product Color Options** page in this price list.

FINISH INFORMATION

ADDITIONAL LAMINATE OFFERING
Additional laminates, beyond KI standard offering, are available with two weeks extended leadtime. To specify additional laminates, use these designators followed by the supplier's color/pattern code:

Formica - LF/supplier's color pattern code
Nevamar - LN/supplier's color pattern code
Wilsonart - LW/supplier's color pattern code

KI's standard finish is the supplier's recommended finish for that color/pattern.
Note: Nonstandard laminates from these suppliers (example: textured laminates), require an upcharge and additional leadtime. Contact KI.

SPECIAL SERVICES

Special Carton Marking

With specially marked information	N/C

Shipping

Ships **assembled, FOB Bonduel, WI 54107, freight prepaid.** Freight class 125.

Specifications and prices are subject to change without prior notice.

C-Table™ Max
26" Fixed Height

KI

C-Table™ Max
26" Fixed Height

	MODEL	Features	MODEL NUMBER Basic Model	Edge Style	Edge Color	Surface Finish	Base Finish	Approx. Packaged Weight	3/4" 73P Edge (73P)
 CMDGA	**Fixed Height - Small Rectangle Top** • C-Table Max features a two column base • 20" x 26" worksurface • Generally recommended for use with seating that have seat heights less than 17.5" and/or seating which has significant seat pitch. • Top and base ships in separate packaging; limited assembly required	26" High	CMDGA2026	73P	□□□	□□□	□□	40.0#	$ 635
 CMDGA	**Fixed Height - Large Rectangle Top** • C-Table Max features a two column base • 24" x 30" worksurface • Generally recommended for use with seating that have seat heights less than 17.5" and/or seating which has significant seat pitch. • Top and base ships in separate packaging; limited assembly required	26" High	CMDGA2430	73P	□□□	□□□	□□	47.0#	$ 635
 CMDGN	**Fixed Height - Small Rectangle with Curve Top** • C-Table Max features a two column base • 20" x 26" worksurface • Generally recommended for use with seating that have seat heights less than 17.5" and/or seating which has significant seat pitch. • Top and base ships in separate packaging; limited assembly required	26" High	CMDGN2026	73P	□□□	□□□	□□	38.0#	$ 635
 CMDGN	**Fixed Height - Large Rectangle with Curve Top** • C-Table Max features a two column base • 24" x 30" worksurface • Generally recommended for use with seating that have seat heights less than 17.5" and/or seating which has significant seat pitch. • Top and base ships in separate packaging; limited assembly required	26" High	CMDGN2430	73P	□□□	□□□	□□	45.0#	$ 635
			Ⓐ	Ⓑ	Ⓒ	Ⓓ	Ⓔ		

HOW TO ORDER

Indicate the following information on order form:
1. Quantity of each item.
2. Model number, including options. See "How To Build a Model Number".
3. Any special service required.

Note: • The □ indicates that a choice is required.
• The absence of the □ indicates that no choice is required.
• Alpha-numeric characters in place of □ indicate that no other alternatives are available.

HOW TO BUILD A MODEL NUMBER

Ⓐ Select basic model.

Ⓑ Select edge style.
73P - 3/4" 73P edge

Ⓒ Select edge color.
Refer to the **Product Color Options** page in this price list.

Ⓓ Select surface finish.
Refer to the **Product Color Options** page in this price list.

Ⓔ Select base finish.
Refer to the **Product Color Options** page in this price list.

FINISH INFORMATION

ADDITIONAL LAMINATE OFFERING
Additional laminates, beyond KI standard offering, are available with two weeks extended leadtime. To specify additional laminates, use these designators followed by the supplier's color/pattern code:

Formica - LF/supplier's color pattern code
Nevamar - LN/supplier's color pattern code
Wilsonart - LW/supplier's color pattern code

KI's standard finish is the supplier's recommended finish for that color/pattern.
Note: Nonstandard laminates from these suppliers (example: textured laminates), require an upcharge and additional leadtime. Contact KI.

SPECIAL SERVICES

Special Carton Marking

With specially marked information N/C

Shipping

Ships **knocked down, FOB Bonduel, WI 54107, freight prepaid.** Freight class 125.

Specifications and prices are subject to change without prior notice.

C-Table™ Max
26" Fixed Height

KI

C-Table™ Max
26" Fixed Height

	MODEL	Features	MODEL NUMBER Basic Model	Edge Style	Edge Color	Surface Finish	Base Finish	Approx. Packaged Weight	3/4" 73P Edge (73P)
 CMDGB	**Fixed Height - Round Top** • C-Table Max features a two column base • 24" round worksurface • Generally recommended for use with seating that have seat heights less than 17.5" and/or seating which has significant seat pitch. • Top and base ships in separate packaging; limited assembly required	26" High	CMDGB24	73P	□□□	□□□	□□	38.0#	$ 635
 CMDGP	**Fixed Height - Round with Curve Top** • C-Table Max features a two column base • 24" round worksurface • Generally recommended for use with seating that have seat heights less than 17.5" and/or seating which has significant seat pitch. • Top and base ships in separate packaging; limited assembly required	26" High	CMDGP24	73P	□□□	□□□	□□	35.0#	$ 635
 CMDGZ	**Fixed Height - Oddquad Top** • C-Table Max features a two column base • 22" x 36" Worksurface • Generally recommended for use with seating that have seat heights less than 17.5" and/or seating which has significant seat pitch. • Top and base ships in separate packaging; limited assembly required	26" High	CMDGZ36	73P	□□□	□□□	□□	39.0#	$ 635
			Ⓐ	Ⓑ	Ⓒ	Ⓓ	Ⓔ		

HOW TO ORDER

Indicate the following information on order form:
1. Quantity of each item.
2. Model number, including options. See "How To Build a Model Number".
3. Any special service required.

Note: • The □ indicates that a choice is required.
• The absence of the □ indicates that no choice is required.
• Alpha-numeric characters in place of □ indicate that no other alternatives are available.

HOW TO BUILD A MODEL NUMBER

Ⓐ Select basic model.

Ⓑ Select edge style.
73P - 3/4" 73P edge

Ⓒ Select edge color.
Refer to the **Product Color Options** page in this price list.

Ⓓ Select surface finish.
Refer to the **Product Color Options** page in this price list.

Ⓔ Select base finish.
Refer to the **Product Color Options** page in this price list.

FINISH INFORMATION

ADDITIONAL LAMINATE OFFERING
Additional laminates, beyond KI standard offering, are available with two weeks extended leadtime. To specify additional laminates, use these designators followed by the supplier's color/pattern code:

Formica - LF/supplier's color pattern code
Nevamar - LN/supplier's color pattern code
Wilsonart - LW/supplier's color pattern code

KI's standard finish is the supplier's recommended finish for that color/pattern.
Note: Nonstandard laminates from these suppliers (example: textured laminates), require an upcharge and additional leadtime. Contact KI.

SPECIAL SERVICES

Special Carton Marking

With specially marked information N/C

Shipping

Ships **knocked down, FOB Bonduel, WI 54107, freight prepaid.** Freight class 125.

Specifications and prices are subject to change without prior notice.

C-Table™ Max
26" Fixed Height

KI

C-Table™ Max
26" Fixed Height

	MODEL	Features	MODEL NUMBER Basic Model	Edge Style	Edge Color	Surface Finish	Base Finish	Approx. Packaged Weight	3/4" 73P Edge (73P)
 CMDGK	**Fixed Height - Triangle Top** • C-Table Max features a two column base • 28" x 32" triangle worksurface • Generally recommended for use with seating that have seat heights less than 17.5" and/or seating which has significant seat pitch. • Top and base ships in separate packaging; limited assembly required	26" High	CMDGK32	73P	□□□	□□□	□□	38.0#	$ 635
 CMDGC	**Fixed Height - Square Top** • C-Table Max features a two column base • 26" square worksurface • Generally recommended for use with seating that have seat heights less than 17.5" and/or seating which has significant seat pitch. • Top and base ships in separate packaging; limited assembly required	26" High	CMDGC26	73P	□□□	□□□	□□	45.0#	$ 635
			Ⓐ	Ⓑ	Ⓒ	Ⓓ	Ⓔ		

HOW TO ORDER

Indicate the following information on order form:
1. Quantity of each item.
2. Model number, including options. See "How To Build a Model Number".
3. Any special service required.

Note: • The □ indicates that a choice is required.
• The absence of the □ indicates that no choice is required.
• Alpha-numeric characters in place of □ indicate that no other alternatives are available.

HOW TO BUILD A MODEL NUMBER

Ⓐ Select basic model.

Ⓑ Select edge style.

73P	- 3/4" 73P edge

Ⓒ Select edge color.
Refer to the **Product Color Options** page in this price list.

Ⓓ Select surface finish.
Refer to the **Product Color Options** page in this price list.

Ⓔ Select base finish.
Refer to the **Product Color Options** page in this price list.

FINISH INFORMATION

ADDITIONAL LAMINATE OFFERING
Additional laminates, beyond KI standard offering, are available with two weeks extended leadtime. To specify additional laminates, use these designators followed by the supplier's color/pattern code:

Formica - LF/supplier's color pattern code
Nevamar - LN/supplier's color pattern code
Wilsonart - LW/supplier's color pattern code

KI's standard finish is the supplier's recommended finish for that color/pattern.
Note: Nonstandard laminates from these suppliers (example: textured laminates), require an upcharge and additional leadtime. Contact KI.

SPECIAL SERVICES

Special Carton Marking

With specially marked information	N/C

Shipping

Ships **knocked down, FOB Bonduel, WI 54107, freight prepaid.** Freight class 125.

Specifications and prices are subject to change without prior notice.

C-Table™ Max
29" Fixed Height

KI

C-Table™ Max
29" Fixed Height

	MODEL	Features	MODEL NUMBER Basic Model	Edge Style	Edge Color	Surface Finish	Base Finish	Approx. Packaged Weight	3/4" 73P Edge (73P)
 CMDAA	**Fixed Height - Small Rectangle Top** • C-Table Max features a two column base • 20" x 26" worksurface • Generally recommended for use with seating that have seat heights higher than 17.5" and/or seating which has no significant seat pitch • Top and base ships in separate packaging; limited assembly required	29" High	CMDAA2026	73P	□□□	□□□	□□	40.0#	$ 635
 CMDAA	**Fixed Height - Large Rectangle Top** • C-Table Max features a two column base • 24" x 30" worksurface • Generally recommended for use with seating that have seat heights higher than 17.5" and/or seating which has no significant seat pitch • Top and base ships in separate packaging; limited assembly required	29" High	CMDAA2430	73P	□□□	□□□	□□	47.0#	$ 635
 CMDAN	**Fixed Height - Small Rectangle with Curve Top** • C-Table Max features a two column base • 20" x 36" worksurface • Generally recommended for use with seating that have seat heights higher than 17.5" and/or seating which has no significant seat pitch • Top and base ships in separate packaging; limited assembly required	29" High	CMDAN2036	73P	□□□	□□□	□□	39.0#	$ 635
 CMDAN	**Fixed Height - Large Rectangle with Curve Top** • C-Table Max features a two column base • 24" x 30" worksurface • Generally recommended for use with seating that have seat heights higher than 17.5" and/or seating which has no significant seat pitch • Top and base ships in separate packaging; limited assembly required	29" High	CMDAN2430	73P	□□□	□□□	□□	45.0#	$ 635
			Ⓐ	Ⓑ	Ⓒ	Ⓓ	Ⓔ		

HOW TO ORDER

Indicate the following information on order form:
1. Quantity of each item.
2. Model number, including options. See "How To Build a Model Number".
3. Any special service required.

Note: • The □ indicates that a choice is required.
• The absence of the □ indicates that no choice is required.
• Alpha-numeric characters in place of □ indicate that no other alternatives are available.

HOW TO BUILD A MODEL NUMBER

Ⓐ Select basic model.

Ⓑ Select edge style.

73P	- 3/4" 73P edge

Ⓒ Select edge color.
Refer to the **Product Color Options** page in this price list.

Ⓓ Select surface finish.
Refer to the **Product Color Options** page in this price list.

Ⓔ Select base finish.
Refer to the **Product Color Options** page in this price list.

FINISH INFORMATION

ADDITIONAL LAMINATE OFFERING
Additional laminates, beyond KI standard offering, are available with two weeks extended leadtime.
To specify additional laminates, use these designators followed by the supplier's color/pattern code:

Formica - LF/supplier's color pattern code
Nevamar - LN/supplier's color pattern code
Wilsonart - LW/supplier's color pattern code

KI's standard finish is the supplier's recommended finish for that color/pattern.
Note: Nonstandard laminates from these suppliers (example: textured laminates), require an upcharge and additional leadtime. Contact KI.

SPECIAL SERVICES

Special Carton Marking

With specially marked information	N/C

Shipping

Ships **knocked down, FOB Bonduel, WI 54107, freight prepaid.** Freight class 125.

Specifications and prices are subject to change without prior notice.

C-Table™ Max
29" Fixed Height

KI

C-Table™ Max
29" Fixed Height

	MODEL	Features	MODEL NUMBER Basic Model	Edge Style	Edge Color	Surface Finish	Base Finish	Approx. Packaged Weight	3/4" 73P Edge (73P)
 CMDAB	**Fixed Height - Round Top** • C-Table Max features a two column base • 24" round worksurface • Generally recommended for use with seating that have seat heights higher than 17.5" and/or seating which has no significant seat pitch • Top and base ships in separate packaging; limited assembly required	29" High	CMDAB24	73P	□□□	□□□	□□	38.0#	$ 635
 CMDAP	**Fixed Height - Round with Curve Top** • C-Table Max features a two column base • 24" round worksurface • Generally recommended for use with seating that have seat heights higher than 17.5" and/or seating which has no significant seat pitch • Top and base ships in separate packaging; limited assembly required	29" High	CMDAP24	73P	□□□	□□□	□□	35.0#	$ 635
 CMDAZ	**Fixed Height - OddQuad Top** • C-Table Max features a two column base • 22" x 36" worksurface • Generally recommended for use with seating that have seat heights higher than 17.5" and/or seating which has no significant seat pitch • Top and base ships in separate packaging; limited assembly required	29" High	CMDAZ36	73P	□□□	□□□	□□	40.0#	$ 635

Ⓐ Ⓑ Ⓒ Ⓓ Ⓔ

HOW TO ORDER

Indicate the following information on order form:
1. Quantity of each item.
2. Model number, including options. See "How To Build a Model Number".
3. Any special service required.

Note: • The □ indicates that a choice is required.
• The absence of the □ indicates that no choice is required.
• Alpha-numeric characters in place of □ indicate that no other alternatives are available.

HOW TO BUILD A MODEL NUMBER

Ⓐ Select basic model.

Ⓑ Select edge style.
73P - 3/4" 73P edge

Ⓒ Select edge color.
Refer to the **Product Color Options** page in this price list.

Ⓓ Select surface finish.
Refer to the **Product Color Options** page in this price list.

Ⓔ Select base finish.
Refer to the **Product Color Options** page in this price list.

FINISH INFORMATION

ADDITIONAL LAMINATE OFFERING
Additional laminates, beyond KI standard offering, are available with two weeks extended leadtime. To specify additional laminates, use these designators followed by the supplier's color/pattern code:

Formica - LF/supplier's color pattern code
Nevamar - LN/supplier's color pattern code
Wilsonart - LW/supplier's color pattern code

KI's standard finish is the supplier's recommended finish for that color/pattern.
Note: Nonstandard laminates from these suppliers (example: textured laminates), require an upcharge and additional leadtime. Contact KI.

SPECIAL SERVICES

Special Carton Marking

With specially marked information N/C

Shipping

Ships **knocked down, FOB Bonduel, WI 54107, freight prepaid.** Freight class 125.

Specifications and prices are subject to change without prior notice.

C-Table™ Max
29" Fixed Height

KI

C-Table™ Max
29" Fixed Height

	MODEL	Features	MODEL NUMBER: Basic Model	Edge Style	Edge Color	Surface Finish	Base Finish	Approx. Packaged Weight	3/4" 73P Edge (73P)
 CMDAK	**Fixed Height - Triangle Top** • C-Table Max features a two column base • 28" x 32" triangle worksurface • Generally recommended for use with seating that have seat heights higher than 17.5" and/or seating which has no significant seat pitch • Top and base ships in separate packaging; limited assembly required	29" High	CMDAK32	73P	□□□	□□□	□□	38.0#	$ 635
 CMDAC	**Fixed Height - Square Top** • C-Table Max features a two column base • 26" square worksurface • Generally recommended for use with seating that have seat heights higher than 17.5" and/or seating which has no significant seat pitch. • Top and base ships in separate packaging; limited assembly required	29" High	CMDAC26	73P	□□□	□□□	□□	46.0#	$ 635
			Ⓐ	Ⓑ	Ⓒ	Ⓓ	Ⓔ		

HOW TO ORDER

Indicate the following information on order form:
1. Quantity of each item.
2. Model number, including options. See "How To Build a Model Number".
3. Any special service required.

Note: • The □ indicates that a choice is required.
• The absence of the □ indicates that no choice is required.
• Alpha-numeric characters in place of □ indicate that no other alternatives are available.

HOW TO BUILD A MODEL NUMBER

Ⓐ Select basic model.

Ⓑ Select edge style.

73P	- 3/4" 73P edge

Ⓒ Select edge color.
Refer to the **Product Color Options** page in this price list.

Ⓓ Select surface finish.
Refer to the **Product Color Options** page in this price list.

Ⓔ Select base finish.
Refer to the **Product Color Options** page in this price list.

FINISH INFORMATION

ADDITIONAL LAMINATE OFFERING
Additional laminates, beyond KI standard offering, are available with two weeks extended leadtime. To specify additional laminates, use these designators followed by the supplier's color/pattern code:

Formica - LF/supplier's color pattern code
Nevamar - LN/supplier's color pattern code
Wilsonart - LW/supplier's color pattern code

KI's standard finish is the supplier's recommended finish for that color/pattern.
Note: Nonstandard laminates from these suppliers (example: textured laminates), require an upcharge and additional leadtime. Contact KI.

SPECIAL SERVICES

Special Carton Marking

With specially marked information	N/C

Shipping

Ships **knocked down, FOB Bonduel, WI 54107, freight prepaid.** Freight class 125.

Specifications and prices are subject to change without prior notice.

C-Table™ Max
25" - 30" Adjustable Height

KI

C-Table™ Max
25" - 30" Adjustable Height

	MODEL	Features	MODEL NUMBER Basic Model	Edge Style	Edge Color	Surface Finish	Base Finish	Approx. Packaged Weight	3/4" 73P Edge (73P)
 CMDEA	**Adjustable Height - Small Rectangle Top** • C-Table Max features a two column base • 20" x 26" worksurface • Lever actuated base height adjustment • Generally recommended for use in environments with varying seat heights and/or varying seat pitch • Top and base ships in separate packaging; limited assembly required	25" - 30" High	CMDEA2026	73P	□□□	□□□	□□	43.0#	$ 789
 CMDEA	**Adjustable Height - Large Rectangle Top** • C-Table Max features a two column base • 24" x 30" worksurface • Lever actuated base height adjustment • Generally recommended for use in environments with varying seat heights and/or varying seat pitch • Top and base ships in separate packaging; limited assembly required	25" - 30" High	CMDEA2430	73P	□□□	□□□	□□	50.0#	$ 789
 CMDEN	**Adjustable Height - Small Rectangle with Curve Top** • C-Table Max features a two column base • 20" x 26" worksurface • Lever actuated base height adjustment • Generally recommended for use in environments with varying seat heights and/or varying seat pitch • Top and base ships in separate packaging; limited assembly required	25" - 30" High	CMDEN2026	73P	□□□	□□□	□□	42.0#	$ 789
 CMDEN	**Adjustable Height - Large Rectangle with Curve Top** • C-Table Max features a two column base • 24" x 30" worksurface • Lever actuated base height adjustment • Generally recommended for use in environments with varying seat heights and/or varying seat pitch • Top and base ships in separate packaging; limited assembly required	25" - 30" High	CMDEN2430	73P	□□□	□□□	□□	48.0#	$ 789
			Ⓐ	Ⓑ	Ⓒ	Ⓓ	Ⓔ		

HOW TO ORDER

Indicate the following information on order form:
1. Quantity of each item.
2. Model number, including options. See "How To Build a Model Number".
3. Any special service required.

Note: • The □ indicates that a choice is required.
• The absence of the □ indicates that no choice is required.
• Alpha-numeric characters in place of □ indicate that no other alternatives are available.

HOW TO BUILD A MODEL NUMBER

Ⓐ Select basic model.

Ⓑ Select edge style.

73P	- 3/4" 73P edge

Ⓒ Select edge color.
Refer to the **Product Color Options** page in this price list.

Ⓓ Select surface finish.
Refer to the **Product Color Options** page in this price list.

Ⓔ Select base finish.
Refer to the **Product Color Options** page in this price list.

FINISH INFORMATION

ADDITIONAL LAMINATE OFFERING
Additional laminates, beyond KI standard offering, are available with two weeks extended leadtime. To specify additional laminates, use these designators followed by the supplier's color/pattern code:

Formica - LF/supplier's color pattern code
Nevamar - LN/supplier's color pattern code
Wilsonart - LW/supplier's color pattern code

KI's standard finish is the supplier's recommended finish for that color/pattern.
Note: Nonstandard laminates from these suppliers (example: textured laminates), require an upcharge and additional leadtime. Contact KI.

SPECIAL SERVICES

Special Carton Marking

With specially marked information	N/C

Shipping

Ships **knocked down, FOB Bonduel, WI 54107, freight prepaid.** Freight class 125.

Specifications and prices are subject to change without prior notice.

C-Table™ Max
25” - 30” Adjustable Height

KI

C-Table™ Max
25” - 30” Adjustable Height

	MODEL	Features	MODEL NUMBER Basic Model	Edge Style	Edge Color	Surface Finish	Base Finish	Approx. Packaged Weight	3/4” 73P Edge (73P)
 CMDEB	**Adjustable Height - Round Top** • C-Table Max features a two column base • 24” round worksurface • Lever actuated base height adjustment • Generally recommended for use in environments with varying seat heights and/or varying seat pitch • Top and base ships in separate packaging; limited assembly required	25” - 30” High	CMDEB24	73P	□□□	□□□	□□	41.0#	$ 789
 CMDEP	**Adjustable Height - Round with Curve Top** • C-Table Max features a two column base • 24” round worksurface • Lever actuated base height adjustment • Generally recommended for use in environments with varying seat heights and/or varying seat pitch • Top and base ships in separate packaging; limited assembly required	25” - 30” High	CMDEP24	73P	□□□	□□□	□□	38.0#	$ 789
 CMDEZ	**Adjustable Height - OddQuad Top** • C-Table Max features a two column base • 22” x 36” worksurface • Lever actuated base height adjustment • Generally recommended for use in environments with varying seat heights and/or varying seat pitch • Top and base ships in separate packaging; limited assembly required	25” - 30” High	CMDEZ36	73P	□□□	□□□	□□	42.0#	$ 789
			Ⓐ	Ⓑ	Ⓒ	Ⓓ	Ⓔ		

HOW TO ORDER

Indicate the following information on order form:
1. Quantity of each item.
2. Model number, including options. See “How To Build a Model Number”.
3. Any special service required.

Note: • The □ indicates that a choice is required.
• The absence of the □ indicates that no choice is required.
• Alpha-numeric characters in place of □ indicate that no other alternatives are available.

HOW TO BUILD A MODEL NUMBER

Ⓐ Select basic model.

Ⓑ Select edge style.
73P - 3/4” 73P edge

Ⓒ Select edge color.
Refer to the **Product Color Options** page in this price list.

Ⓓ Select surface finish.
Refer to the **Product Color Options** page in this price list.

Ⓔ Select base finish.
Refer to the **Product Color Options** page in this price list.

FINISH INFORMATION

ADDITIONAL LAMINATE OFFERING
Additional laminates, beyond KI standard offering, are available with two weeks extended leadtime. To specify additional laminates, use these designators followed by the supplier’s color/pattern code:

Formica - LF/supplier’s color pattern code
Nevamar - LN/supplier’s color pattern code
Wilsonart - LW/supplier’s color pattern code

KI’s standard finish is the supplier’s recommended finish for that color/pattern.
Note: Nonstandard laminates from these suppliers (example: textured laminates), require an upcharge and additional leadtime. Contact KI.

SPECIAL SERVICES

Special Carton Marking

With specially marked information N/C

Shipping

Ships **knocked down, FOB Bonduel, WI 54107, freight prepaid.** Freight class 125.

Specifications and prices are subject to change without prior notice.

C-Table™ Max
25” - 30” Adjustable Height

KI

C-Table™ Max
25” - 30” Adjustable Height

	MODEL	Features	MODEL NUMBER Basic Model	Edge Style	Edge Color	Surface Finish	Base Finish	Approx. Packaged Weight	3/4” 73P Edge (73P)
 CMDEK	**Adjustable Height - Triangle Top** • C-Table Max features a two column base • 28” x 32” triangle worksurface • Lever actuated base height adjustment • Generally recommended for use in environments with varying seat heights and/or varying seat pitc • Top and base ships in separate packaging; limited assembly required	25” - 30” High	CMDEK32	73P	□□□	□□□	□□	41.0#	$ 789
 CMDEC	**Adjustable Height - Square Top** • C-Table Max features a two column base • 26” square worksurface • Lever actuated base height adjustment • Generally recommended for use in environments with varying seat heights and/or varying seat pitch • Top and base ships in separate packaging; limited assembly required	25” - 30” High	CMDEC26	73P	□□□	□□□	□□	49.0#	$ 789
			Ⓐ	Ⓑ	Ⓒ	Ⓓ	Ⓔ		

HOW TO ORDER

Indicate the following information on order form:
1. Quantity of each item.
2. Model number, including options. See “How To Build a Model Number”.
3. Any special service required.

Note: • The □ indicates that a choice is required.
- The absence of the □ indicates that no choice is required.
- Alpha-numeric characters in place of □ indicate that no other alternatives are available.

HOW TO BUILD A MODEL NUMBER

Ⓐ Select basic model.

Ⓑ Select edge style.

73P	- 3/4” 73P edge

Ⓒ Select edge color.
Refer to the **Product Color Options** page in this price list.

Ⓓ Select surface finish.
Refer to the **Product Color Options** page in this price list.

Ⓔ Select base finish.
Refer to the **Product Color Options** page in this price list.

FINISH INFORMATION

ADDITIONAL LAMINATE OFFERING
Additional laminates, beyond KI standard offering, are available with two weeks extended leadtime. To specify additional laminates, use these designators followed by the supplier’s color/pattern code:

Formica - LF/supplier’s color pattern code
Nevamar - LN/supplier’s color pattern code
Wilsonart - LW/supplier’s color pattern code

KI’s standard finish is the supplier’s recommended finish for that color/pattern.
Note: Nonstandard laminates from these suppliers (example: textured laminates), require an upcharge and additional leadtime. Contact KI.

SPECIAL SERVICES

Special Carton Marking

With specially marked information N/C

Shipping

Ships **knocked down, FOB Bonduel, WI 54107, freight prepaid.** Freight class 125.

Specifications and prices are subject to change without prior notice.

Athens® Tables
General Information

PRODUCT SPECIFICATIONS

Athens® Table

December 2020

TECHNICAL SPECIFICATIONS

Table Bases

Tapered Base (ATH3)
Tapered round pedestal base is .07" thick steel. Tapered base is 26" in diameter for 36" square and 42" Round tops only. Tapered base is 22" diameter for all other top sizes. 3" diameter column is constructed of 14-gauge steel. Table mounting plate is 7-gauge steel, and attaches to the underside of the worksurface using eight #12 Phillips pan head screws. Adjustable glides are 1" diameter, nickel plated with $^{5}/_{16}$" stems. No tools are required for glide adjustment.

Disc Base (ATH4)
Flat round pedestal base is a .07" thick steel cover over a $^{1}/_{4}$" thick steel plate. Base is 20" diameter for all 24" and 30" round table units and for all 24" square table units. Base is 24" diameter for all 36" round table units, for 42" round table units at 29" OTH (overall table height), and for all 30" square table units. Base is 32" diameter for 42" round table units at 42" OTH, and for all 36" and 42" square table units. 4" diameter column is constructed of 14-gauge steel. Table mounting plate is 7-gauge steel, and attaches to the underside of the worksurface using eight #12 Phillips pan head screws. Adjustable glides are 1" diameter nickel plated with $^{5}/_{16}$" stems. No tools are required for glide adjustment.

Table Base ATH5
Flat round pedestal base is a .07" thick steel cover over a $^{1}/_{4}$" thick steel plate. Base is 32" diameter for all round and square table units. 5" diameter column is constructed of 14-gauge steel and is used for all 48" and 54" round table units and all square table units. 6" diameter column is used on 60" round table units and is constructed of 14-gauge steel. Table mounting plate is 7-gauge steel, and attaches to the underside of the worksurface with eight #12 Phillips pan head screws. Adjustable glides are 1" diameter nickel plated with $^{5}/_{16}$" stems. No tools are required for glide adjustment.

Booth Table Base

Heavy Base (AHDAA & AHDAC)
Heavy round pedestal base consists of a 14-gauge spun steel cover adhered to two $^{1}/_{4}$" thick steel plates. Heavy base is 20" in diameter for all 24" and 26" booth table units, 24" in diameter for all 30" and 36" units and 32" in diameter for 42" and 48" units. 4" diameter column is constructed of 14-gauge steel. Table mounting plate is 7-gauge steel, and attaches to the underside of the worksurface using eight #12 Phillips pan head screws. Adjustable glides are 1" diameter nickel plated with $^{5}/_{16}$" stems. No tools are required for glide adjustment.

Base Finishes
Standard base finishes include electroplated chrome and powder-coated, oven-cured paint.

Laminate Table Surfaces
Laminate tops feature a $1\,^{1}/_{8}$" thick high-density particleboard core with high-pressure laminate top and phenolic backing sheet. Total thickness of table top is $1\,^{1}/_{4}$". Tops are pre-drilled.

Veneer Table Surfaces
Veneer tops feature a $1\,^{1}/_{8}$" thick high-density particleboard core with wood veneer and backing sheet, and finished with a catalyzed varnish finish. Total thickness of table top is $1\,^{1}/_{4}$". Tops are pre-drilled.

DIMENSIONS

Athens Rectangular & Square Booth Tables

Model Number	A Table Depth	B Table Width	C Table Height	D Base Diameter	E Column Diameter
AHDAA2448	24"	48"	29"	20"	4"
AHDAA2648	26"				
AHDAA3048	30"			24"	
AHDAA3648	36"				
AHDAA4248	42"			32"	
AHDAC48	48"				

(model AHDAA2448 with disc base (ATH4) shown)

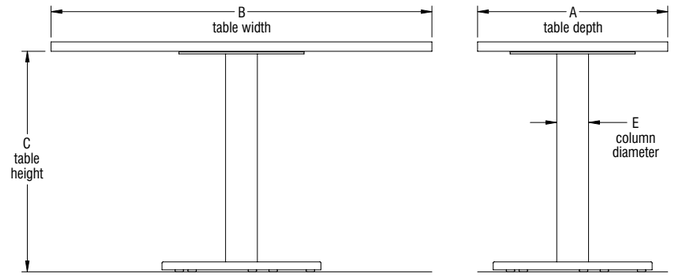

(front view) (side view)

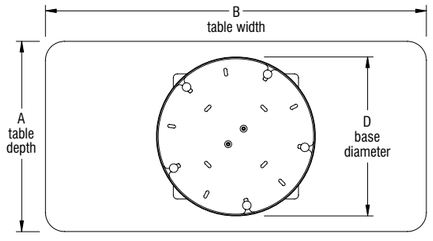

(bottom view)

Athens® Tables
General Information

STATEMENT OF LINE

Athens Rectangular Booth Tables

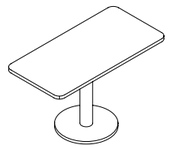
AHDAA2448

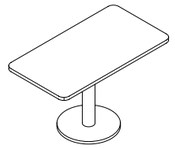
AHDAA2648

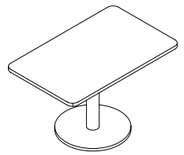
AHDAA3048

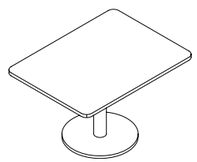
AHDAA3648

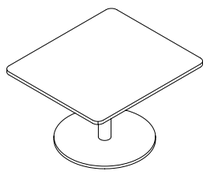
AHDAA4248

Athens Square Booth Tables

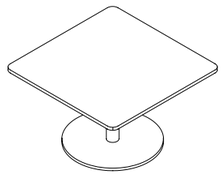
AHDAC48

Athens® Tables
Product Color Options

Surface Finish--Laminate

Belair	LBQ
Biltmore Cherry	LBT
Black	LBK
Brighton Walnut	LBW
Canyon Zephyr	LCA
Castle Oak	LCO
Casual Linen	LCU
Cherry Storm	LCX
Classic Linen	LCI
Cloud Zephyr	LCL
Cocobala	LCC
Crisp Linen	LRI
Desert Zephyr	LDZ
Dove Grey	LDG
Fired Steel	LIL
Flax Linen	LXF
Florence Walnut	LFC
Forged Steel	LOL
Friston Ash	LFH
Frosty White	LFW
Graphite Nebula	LGN
Grey	LGE
High Rise	LHE
Hollyberry	LHY
Irish Linen	LIH
Island	LID
Italian Silver Ash	LIT
Kensington Maple	LKM
Lapis Blue	LLB
Markerboard White	LMK
Misted Zephyr	LMR
Monticello Maple	LMT
Nickel Evolv	LNV
North Sea	LNA
Ocean	LON
Pearl Bisque	LPB
Pearl Silver	LPS
Pressed Linen	LPR
River Cherry	LRY
Rugged Linen	LRG
Satin Stainless	LSS
Shadow Zephyr	LSR
Silicon evolv	LSV
Sterling Ash	LAZ
Tailored Linen	LTL
Titanium evolv	LTV
White Nebula	LWL
White Sand	LWN
Windsor Mahogany	LWY

Edge Color for 54B Edge

Black	EBL
Blue Grey	EGR
Cayenne	ECY
Cool Grey	ECG
Earthen Clay	EEY
Everglade Shade	EEV
Flannel	EFN
Frosty White	EFW
Hazy Jade	EHJ
Honey Bee	EHY
Light Tone	ELG
Mardi Gras	EMG
Misty Brown	EMY
Nemo	ENE
Nordic	END
Poppy Red	EPR
Purple Haze	EPH
Rubber Ducky	ERK
Sand	ESA
Sky Blue	ESK
Surf's Up	ESP
Twilight Shadow	ETI
Ultra Blue	EUB
Warm Grey	EWG
Zesty Lime	EZL

Edge Color for 74P Edge

Belair	EBQ
Biltmore Cherry	EBT
Black	EBL
Blue Grey	EGR
Brighton Walnut	EBW
Castle Oak	ECO
Cayenne	ECY
Cherry Storm	ECX
Cocobala	ECC
Cool Grey	ECG
Earthen Clay	EEY
Everglade Shade	EEV
Flannel	EFN
Florence Walnut	EFC
Friston Ash	EFH
Frosty White	EFW
Hazy Jade	EHJ
Honey Bee	EHY
Italian Silver Ash	EIT
Kensington Maple	EKM
Light Tone	ELG
Mardi Gras	EMG
Misty Brown	EMY
Monticello Maple	EMT
Multiplex	EMB
Nemo	ENE
Nordic	END
Poppy Red	EPR
Purple Haze	EPH
River Cherry	ERY
Rubber Ducky	ERK
Sand	ESA
Sky Blue	ESK
Sterling Ash	EAZ
Surf's Up	ESP
Twilight Shadow	ETI
Ultra Blue	EUB
Warm Grey	EWG
Windsor Mahogany	EWY
Zesty Lime	EZL

Veneer Surface and Edge Colors for RE and PT Edge

Cherry Storm on Maple	MCX
Cinnamon on Maple	MCN
Cocoa on Maple	MCA
Kensington Maple on Maple	MMA
Monticello Maple on Maple	MMT
River Cherry on Maple	MRY

Wood Edge Finish for 34R and 34S Edge

Biltmore Cherry on Maple	MBT
Brighton Walnut on Maple	MBW
Castle Oak on Maple	VOK
Cherry Storm on Maple	MCX
Cinnamon on Maple	MCN
Cocoa on Maple	MCA
Florence Walnut on Maple	MFC
Kensington Maple on Maple	MMA
Monticello Maple on Maple	MMT
River Cherry on Maple	MRY

MBT and MBW are not supported with samples

Base Finish

Black	BL
Blue Grey	GR
Bronze Metallic	ZM
Cayenne	CY
Champagne Metallic	CM
Cool Grey	CG
Cottonwood	CO
Earthen Clay	EY
Espresso Metallic	EX
Everglade Shade	EV
Flannel	FN
Glitz Metallic	GZ
Hazy Jade	HJ
Honey Bee	HY
Light Tone	LG
Mardi Gras	MG
Misty Brown	MY
Nemo	NE
Nordic	ND
Poppy Red	PR
Purple Haze	PH
Rubber Ducky	RK
Sand	SA
Sky Blue	SK
Starlight Silver Metallic	SX
Surf's Up	SP
Twilight Shadow	TI
Ultra Blue	UB
Warm Grey	WG
Zesty Lime	ZL

Chrome is available at an upcharge.

Athens® Booth Tables

Square--Flat Disc Base, 4" Column, Fixed Height

KI

Athens® Booth Tables

Square--Flat Disc Base, 4" Column, Fixed Height

	MODEL	Features	A x B	MODEL NUMBER Basic Model	Edge Style	Edge Color	Base Finish	Surface Finish	Approx. Packaged Weight	1-1/4" Vinyl Bullnose (54B)	74P Edge (74P)	1-1/4" Wood Band Edge (34R)
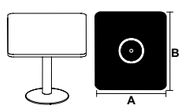 AHDAC	**Square Tables, 4" column, 29"H** • 4" column diameter • 29" unit height • Square top with rounded corners • 32" base diameter on 48" tables • Flat disc base	Powdercoat	48 x 48"	AHDAC48P	□□□	□□□	□□	□□□	0.0#	$ 1694	$ 1717	$ 2678
		Chrome	48 x 48"	AHDAC48C	□□□	□□□	CH	□□□	0.0#	2266	2289	3187
				Ⓐ	Ⓑ	Ⓒ	Ⓓ	Ⓔ				

HOW TO ORDER

Indicate the following information on order form:
1. Quantity of each item.
2. Model number, including options. See "How To Build a Model Number".
3. Any special service required.

Note: • The □ indicates that a choice is required.
- The absence of the □ indicates that no choice is required.
- Alpha-numeric characters in place of □ indicate that no other alternatives are available.

HOW TO BUILD A MODEL NUMBER

Ⓐ Select basic model.

Ⓑ Select edge style.

54B	- 1-1/4" Vinyl bullnose
74P	- 74P edge
34R	- 1-1/4" Wood band, radius corner

Ⓒ Select edge color.
Refer to the **Product Color Options** page in this price list.
Edge color offerings are based on edge style selections.

Ⓓ Select base finish.
Refer to the **Product Color Options** page in this price list.

Ⓔ Select surface finish.
Refer to the **Product Color Options** page in this price list.
Surface finish offerings are based on edge style selections.

FINISH INFORMATION

Additional Laminate Offering

Additional laminates beyond KI standard offering, are available with two weeks extended leadtime. To specify additional laminates, use these designators followed by the supplier's color/pattern code:

Formica - LF/supplier's color pattern code
Nevamar - LN/supplier's color pattern code
Wilsonart - LW/supplier's color pattern code

KI's standard laminate finish is the supplier's recommended finish for that color/pattern.
Note: Nonstandard laminates from these suppliers (example: textured laminates), require a Product Modification Request. Contact customer service for details.

Color Match

KI offers the additional option of color matching paint, polypropylene, or wood stain through Product Modification Requests. Contact customer service for details.

SPECIAL SERVICES

Special Carton Marking

With specially marked information	N/C

Shipping

Ships **knocked down, FOB Bonduel, WI 54107, freight prepaid.** Fixed tables are freight class 70. Folding tables are freight class 125.

Specifications and prices are subject to change without prior notice.

Athens® Booth Tables

Rectangular--Flat Disc Base, 4" Column, Fixed Height

Athens® Booth Tables

Rectangular--Flat Disc Base, 4" Column, Fixed Height

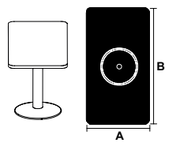

AHDAA

Rectangular Tables, 4" column, 29"H
- 4" column diameter
- 29" unit height
- Rectangular top with rounded corners
- 20" base diameter on 24" tables
- 24" base diameter on 26", 30" and 36" tables
- 32" base diameter on 42" tables
- Flat disc base

MODEL	Features	A x B	MODEL NUMBER Basic Model	Edge Style	Edge Color	Base Finish	Surface Finish	Approx. Packaged Weight	1-1/4" Vinyl Bullnose (54B)	74P Edge (74P)	1-1/4" Wood Band Edge (34R)
	Powdercoat	24 x 48"	AHDAA2448P	□□□	□□□	□□	□□□	0.0#	$ 938	$ 961	$ 1671
	Chrome	24 x 48"	AHDAA2448C	□□□	□□□	CH	□□□	0.0#	1431	1454	2152
	Powdercoat	26 x 48"	AHDAA2648P	□□□	□□□	□□	□□□	0.0#	996	1019	1763
	Chrome	26 x 48"	AHDAA2648C	□□□	□□□	CH	□□□	0.0#	1488	1511	2175
	Powdercoat	30 x 48"	AHDAA3048P	□□□	□□□	□□	□□□	0.0#	1058	1081	1808
	Chrome	30 x 48"	AHDAA3048C	□□□	□□□	CH	□□□	0.0#	1557	1579	2220
	Powdercoat	36 x 48"	AHDAA3648P	□□□	□□□	□□	□□□	0.0#	1088	1111	1946
	Chrome	36 x 48"	AHDAA3648C	□□□	□□□	CH	□□□	0.0#	1602	1625	2449
	Powdercoat	42 x 48"	AHDAA4248P	□□□	□□□	□□	□□□	0.0#	1625	1694	2632
	Chrome	42 x 48"	AHDAA4248C	□□□	□□□	CH	□□□	0.0#	2197	2220	3141
			Ⓐ	Ⓑ	Ⓒ	Ⓓ	Ⓔ				

HOW TO ORDER

Indicate the following information on order form:
1. Quantity of each item.
2. Model number, including options. See "How To Build a Model Number".
3. Any special service required.

Note: • The □ indicates that a choice is required.
- The absence of the □ indicates that no choice is required.
- Alpha-numeric characters in place of □ indicate that no other alternatives are available.

HOW TO BUILD A MODEL NUMBER

Ⓐ Select basic model.

Ⓑ Select edge style.

54B	- 1-1/4" Vinyl bullnose
74P	- 74P edge
34R	- 1-1/4" Wood band, radius corner

Ⓒ Select edge color.
Refer to the **Product Color Options** page in this price list.
Edge color offerings are based on edge style selections.

Ⓓ Select base finish.
Refer to the **Product Color Options** page in this price list.

Ⓔ Select surface finish.
Refer to the **Product Color Options** page in this price list.
Surface finish offerings are based on edge style selections.

FINISH INFORMATION

Additional Laminate Offering

Additional laminates beyond KI standard offering, are available with two weeks extended leadtime. To specify additional laminates, use these designators followed by the supplier's color/pattern code:

Formica - LF/supplier's color pattern code
Nevamar - LN/supplier's color pattern code
Wilsonart - LW/supplier's color pattern code

KI's standard laminate finish is the supplier's recommended finish for that color/pattern. Note: Nonstandard laminates from these suppliers (example: textured laminates), require a Product Modification Request. Contact customer service for details.

Color Match

KI offers the additional option of color matching paint, polypropylene, or wood stain through Product Modification Requests. Contact customer service for details.

SPECIAL SERVICES

Special Carton Marking

With specially marked information	N/C

Shipping

Ships **knocked down, FOB Bonduel, WI 54107, freight prepaid.** Fixed tables are freight class 70. Folding tables are freight class 125.

Specifications and prices are subject to change without prior notice.

Pillar™ Tables
General Information

PRODUCT SPECIFICATIONS

Pillar® Tables

June 2022

TECHNICAL SPECIFICATIONS

Tabletops

Standard Tabletops
Standard tabletops are nominal 1 1/4" overall thickness with .030" thick high-pressure laminate top surface and .028" phenolic backer (bottom surface). The density of the core in standard tops is 45 lb/cu ft particleboard, M3 grade. The Pillar Table is available with the 2 mm (74P) edge.

90° Outside Curve Tabletops
Outside curve tabletops are nominal 1 1/4" overall thickness with .030" thick high-pressure laminate top surface and .028" phenolic backer (bottom surface). The density of the core in outside curve tops is 45 lb/cu ft particleboard, M3 grade. The tabletop is available with the 2 mm (74P) edge. This outside curve is supported at the underside, between two tables of equal depth by four 11-gauge (.125" thick) splice plates. While secured between two tables, no leg is required to support the tabletop.

Leg Assembly

Leg assemblies come in three variations to accommodate three overall table heights: 29" standard, 36" standard and 42" standing height depending on the table shape. The leg construction consist of a 2 1/4" O.D., 14-gauge steel tubing welded to a 1/4" thick 8" x 8" steel plate. A 1/4" thick steel insert is welded in the bottom of each leg tube with a 1/2-13 UNC threaded hole where the casters or glides attach. The legs are attached to the tabletop using #12 x 1" screws. Casters and glides are shipped in separate cartons and must to be installed upon assembly of the table.

Casters & Glides

Each table includes either casters or glides. Each caster table includes a set of locking and non-locking wheel casters. Casters are made of molded nylon and come in two colors. Glides are black nylon, overmolded on a steel insert for strength. Glides and casters are not interchangeable without changing the table height. Caster wheels are a minimum of 2 7/16" (63 mm) diameter. Caster wheel treads are a medium hard (75 max Shore A) for easy mobility on carpet or hard floors. Glides have a smooth bottom surface for mobility. Glides have a height adjustment range of 1" to allow for uneven surfaces.

Ganging Mechanism

Molded of black, high-strength nylon, the hook and peg combination draws tables together back-to-back or side-by-side. Once the ganging mechanism is installed, no tools are required when joining tables. Gangers are self-storing under the table when not in use. Tops are pre-drilled for placement of ganging pegs. Two gangers, four pegs and all mounting screws are included in the kit. One kit per table joint is required. Field installed.

Wire Management

Wire Trough
The wire trough is a cord management accessory that is provided with the Pillar table if Pattern electrical components are specified with the order. If the Pillar table is specified with any 3-prong plug module unit, then a wire trough must be ordered separately. Constructed of 18-gauge steel with a powder-coated finish in all KI standard finishes. Screws are provided for attachment to the underside of the tabletop, and tops are pre-drilled for wire trough locations. Provides multiple access holes to feed wires, and includes cutouts for installation of additional Pattern snap-in RPT power modules.

Vertical Leg Wire Management
A color matched extrusion made of aluminum "snaps" to the Pillar leg, managing cables and wires exiting power modules or standard grommets installed on the tabletop. The extrusion is 12" long. Vertical wire managers are included when powered Pillar tables are ordered.



Furnishing Knowledge®

TECHNICAL SPECIFICATIONS

Wire Management (cont.)

Velcro® Wire Management
The Velcro wire manager is constructed of 2" x 4 1/2" Velcro hook and loop material with a looped pull tab. The wire manager is provided with adhesive backing and screws for attachment to the underside of the top. Tops are pre-drilled for locating wire manager, but the manager may be applied in any convenient location. One or two Velcro wire managers are included when Pattern power modules are ordered, and wire clips are provided when power modules with 3-prong plugs are ordered. Field installed.

Grommets

Grommets for Villa™
The grommet for Villa is a surface mounted cover constructed of ABS plastic or 18-gauge steel. On tables with one grommet, it is located centered within the width. Grommets are spaced 3" from the back edge on 24" and 30" deep tops, and centered (front to back) on 36", 42" & 48" deep tops. 36" deep large rectangular tables are available with two grommets. They are located along the centerline depth of the top (front to back) and approximately 23" to 35" from the edge of the top, depending on the top's width.

Grommets have a flip-up receding door and are identical in size to the PowerUp Module to allow for retrofitting of PowerUp at a later date. When the flip-up door is closed, the available opening for power or data cords is 1/2" wide by 5 3/4" long. Open door available space is 2 1/4" x 5 3/4". Grommets are available in a variety of colors. Field installed.

Flip-Top Grommets for Dean® & Nacre® Power Modules
Flip-top grommets are surface-mounted covers, constructed of 18-gauge steel. Grommets have a flip-up receding door and are identical in cutout size to the Nacre or Dean power modules listed below, which allows for retrofitting corresponding power modules at a later date. One grommet ships per table, which is located in the center of the tops. Two grommets ship per conference table, which are located near the center of the tops. Grommets are finished with powder-coat paint and available in all KI paint colors. The flip-up door is designed to allow cords to remain routed through the opening while it is closed and allows for more cord routing space when the flip-up door is opened. Field installed.

Circular Grommet for Node® Power Module
The Node circular grommet is an open top, surface-mounted grommet constructed of aluminum. The overall diameter of 3.15" fits into a 3" diameter cutout in the surface. One grommet ships per table, which is located in the center of the tops. Two grommets ship per conference table, which are located near the center of the tops. Grommets are finished with powder-coat paint and available in all KI paint colors. Not available in chrome. Field installed.

Power Modules

Dean In-Surface Power Module
Dean In-Surface power module consists of two simplex receptacles (rated at 15 amps/125 volts), one USB-A port and one USB-C port, 2 amps per port, and one data jack opening. The module can be modified to fit various brand jacks. Data tree ships with Dean in-surface power modules. Data connectors are not supplied with the module and are purchased by the customer. The Dean in-surface module is 8.12" long by 2.31" wide by 2.5" high and fits securely into a 7.81" x 1.93" cutout. Module is mechanically attached to the worksurface with screws from the underside. The module has a molded plastic faceplate with steel trim and an aluminum housing. Modules comes standard with either 9' or 15' cord with a 3-prong plug, or a 20" cord with a Pattern™ connector. A 40" cord option is available for larger conference tables with two power modules. Dean power module is rated at 15 amps/120 volts and is UL listed.

Pillar™ Tables
General Information

TECHNICAL SPECIFICATIONS

Power Modules (cont.)

Dean Clamp-On Power Module
Dean clamp-on power module consists of two simplex receptacles (rated at 15 amps/125 volts), one USB-A and one USB-C port, 2 amps per port. Dean clamp-on module Is 5.50" long by 3.06" wide by 3.38" high. The module has a smooth molded plastic faceplate with an anodized aluminum housing. Clamp-on mounting style positions the module at a right angle to the worksurface and uses two thumb screws for attachment, without the need for table cutouts. Clamp is 3" wide, extends $1^{3}/_{4}$" onto edge of surface and can accommodate a maximum surface thickness of $1^{1}/_{2}$". Modules come standard with either 3', 9' or 15' cord with a 3-prong plug, or a 40" cord with a Pattern connector. Dean power module is rated at 15 amps/120 volts and is UL listed.

Dubbel™ Undersurface Power Module
Dubbel undersurface module consists of two simplex receptacles (rated at 15 amps/125 volts), one USB-A port and one USB-C port, 2 amps per port. Dubbel is 7.63" wide by 1.75" tall by 5.25" deep. The module is made of molded plastic and secures under the worksurface with two $^{5}/_{16}$ x 2" Phillips round-head screws. Modules come standard with either 3', 9' or 15' cord with a 3-prong plug, or a 40" cord with a Pattern connector. Dubbel power module is rated at 15 amps/120 volts and is UL listed.

Nacre Pop-Up In-Surface Module
Nacre Pop-Up In-Surface consists of two simplex receptacles (rated at 15 amps/125 volts), one USB-A port and one USB-C port, 2 amps per port, and one data jack opening. The module can be modified to fit various brand jacks. Data tree ships with Nacre power modules. Data connectors are not supplied with the module and are purchased by the customer. Nacre is 7.25" long by 3.31" wide by 2.92" high and fits securely into a 6.94" x 3" cutout with .38" radius corners. The module is made of molded plastic. The module is a pop-up design with a dampened spring-loaded mechanism to allow the unit to smoothly open for use and close smoothly when not in use. Modules come standard with either 9' or 15' cord with a 3-prong plug, or a 20" cord with a Pattern connector. A 40" cord option is available for larger conference tables with two power modules. Nacre power module is rated at 15 amps/120 volts and is UL listed.

Node® In-Surface Power Module
Node In-Surface power module consists of one simplex receptacle (rated at 15 amps/125 volts), includes one USB-A port, and one USB-C port, 2 amps per port. Node is 3.38" in diameter by 3.30" tall fits and securely into a 3" diameter cutout. The module housing is made of plastic with a powder-coat painted aluminum faceplate. Modules come standard with either 9' or 15' cord with a 3-prong plug, or a 20" or 40" cord with a Pattern connector. Node power module is rated at 15 amps/120 volts and is UL listed.

PowerUp® Module
Several tables are available with one or two PowerUp power modules with 3-prong plug per table. Modules are spaced 3" from the back edge on 24" and 30" deep tops, and centered (front to back) on 36", 42" & 48" deep tops. Some larger conference style tables are available with two modules. They are located along the centerline of the table depth (front to back) and approximately 23" to 35" from the side edge of the top depending on the top width.

The PowerUp Module is a UL listed relocatable power tap which is a surface mounted power module with a plastic cover. When open, two simplex power receptacles and two data jack openings are exposed. The module is $3^{1}/_{4}$" wide by 7" long and $2^{1}/_{4}$" tall when opened and fits securely into a $6^{1}/_{4}$" x 3" cutout, still allowing removal without tools. It is provided with either a 9 ft or 15 ft cord and 3-prong plug, rated 120VAC, 15A. The module is constructed of polycarbonate with a textured finish, meeting UL 94 V-0 Flame Class minimum requirements. The module has two simplex receptacles, rated at 15 Amps/125 Volts and two locations for data connectors. Snap-in data plates hold data connectors and allow the standard module to accommodate most manufacturers. The data connectors are not supplied with the module and are purchased by the customer. The module has a dampened spring-loaded mechanism to allow the unit to open for use and close when not in use. The power receptacles open above the plane of the tabletop to avoid accidental spills into the receptacle. Data jacks remain stationary to avoid excess wear and tear on the wire connections and promote transmission of data communication. Data ports are molded to accept RJ45 jacks, but can be modified to accept various brands of jacks.

TECHNICAL SPECIFICATIONS

Power Modules (cont.)

Villa™ Power Module with 3-Prong Plug
Select tables are available with one or two Villa power modules with 3-prong plug per table. Modules are spaced 3" from the back edge on 24" and 30" deep tops, and centered (front to back) on 36", 42" & 48" deep tops. Some larger conference style tables are available with two modules. They are located along the centerline depth of the top (front to back) and approximately 23" to 35" from the edge of the top, depending on the top's width.

The Villa power module with 3-prong plug is an Intertek ETL Listed Furniture Power Distribution Unit surface module that mounts below a $6^{1}/_{4}$" x 3" grommet cutout in the tabletop. The module is $3^{1}/_{2}$" wide by $6^{3}/_{4}$" long and 2" tall when opened. It is provided with either a 9 ft or 15 ft cord and 3-prong plug, rated 120VAC, 15A. When open, two simplex power receptacles, two USB charging ports and one data jack opening are exposed. An additional simplex receptacle is located at the underside. The module can be modified to fit various brand jacks. Data connectors are not supplied with the module and are purchased by the customer. Metal grommet cover is included.

Snap-In RPT Power Module
Snap-In RPT module is only available for use with Pattern™ electrical system. Snap-in module consists of two simplex receptacles (rated at 15 amps/125 volts). Snap-in RPT fits securely in user facing cutouts located on the wire trough, mounted under the table. Modules comes standard with a 20" or 40" pattern connector, rated at 15 amps/120 volts and is UL listed.

Pattern Electrical System
Select Pillar table models can be configured with Pattern electrical system. The Pattern electrical system is ETL Listed, evaluated to safety standard UL 962A (USA) and CAN/CSA-C22.2 No. 308 (Canada). It allows for a maximum up to ten distribution blocks and up to 50' of power jumpers from the power infeed (in either direction), whichever comes first. Pattern allows up to eighteen power modules depending on table width, and connects to one 15-amp power supply cord (power infeed with 3-prong plug). Pattern is a non-sequential system and the infeed is compatible with ground fault interrupter (GFI/GFCI) outlets. Power modules for Pattern are specified as an option on Pillar tables.

Pattern Power Distribution Blocks
Pattern power distributions blocks are standalone connectors, each containing four port locations. Distribution blocks are included with appropriate power jumper and power infeed kits, so do not need to be ordered separately. Distribution blocks bring the power infeed, power jumpers, and power modules together and allow power to be efficiently supplied to each table. Two distribution block types are included with the Pattern system, grey and white.

Pattern Table-to-Table Power Jumper Kits
Pattern table-to-table jumper power kits come with one grey distribution block and an appropriately sized power jumper. Jumpers are nonsequential and are keyed on each end to connect between distribution blocks. Table-to-table power jumper kits are ordered separately, according to layout configuration.

Pattern Power Infeed Kits
The Pattern power infeed kit must be ordered separately. Site configurations vary and will affect the number of power infeeds required. The number and size of tables, as well as the number of receptacles per table and amperage needs in each ganging configuration will determine the number of power infeed kits required at any given installation. Infeeds can be installed anywhere in the run.

Kit comes with one grey Pattern power distribution block, one 12" power jumper, one white Pattern power distribution block and Pattern power infeed cord. Power infeed consists of a 15-amp 3-prong plug on one end of the 108" cord and a keyed connector at the opposite end of the cord.

Pillar™ Tables
General Information

TECHNICAL SPECIFICATIONS

Modesty Panels

Optional 10" modesty panels are available on select Pillar models and available in perforated steel or laminate.

Laminated Modesty Panel

Laminated modesty panels have a .685" overall thickness with .30" thick high-pressure laminate on front and back surfaces. The density of the core inside the panel is 45 lb/cu ft particleboard, M3 grade. Modesty panels are 10" tall and vary in shape depending on the table it is paired with. On 48" wide rectangle tables, the modesty panel is 47 3/4" wide. On 90° inside curve tables, the modesty panel has a 54" radius, with an arc length of 85", so it can follow the curve of the back edge of the table. On 90° outside curve tables, the modesty panel has a 27 1/2" radius, with an arc length of 38". The laminate is color matched to the tabletop. The modesty panel mounts to the table using 14-gauge (.075" thick) formed steel brackets, secured to the underside of the table.

Perforated Steel Modesty Panel

Panels are constructed of 14-gauge (.075" thick) by 10" tall perforated steel with powder-coated paint matched to the leg color. On 48" wide rectangular tables, the modesty panel is 47 3/4" wide. On 90° inside curve tables, the modesty panel has a 54" radius, with an arc length of 85", so it can follow the curve of the back edge of the table. On 90° outside curve tables, the modesty panel has a 27 1/2" radius, with an arc length of 38". The modesty panel mounts to the table using 14-gauge (.075" thick) formed steel brackets, secured to the underside of the table.

Note: When specifying a perforated steel modesty panel on a table with chrome legs, the modesty panel will be flannel.

Polyester Felt Modesty Panel

Polyester felt modesty panels are constructed from a sound-absorbing, 100% polyester felt. The panels have a density of 0.5 lb/ft^2 and is sound absorbing tested to ASTM C423 with an NRC rating of .44 when using no air gap (A-Mount testing method) and an NRC rating of .81" with 2" air gap. The polyester felt is in accordance with ASTM-E84 and achieve a Class A Flame Spread. Standard sizes are 9 1/4" high on 29" high tables, or 15" high on 36" and 42" high tables by 29", 35", 41", 47", 53", 59" and 65" wide.

Mounting Hooks

The mounting hooks are 18-gauge steel and attach underneath the tabletop using two steel screws. Panels 29", 35", 41" and 47" wide use two hooks per panel. Panels 53", 59" and 65" wide use three hooks per panel.

STATEMENT OF LINE

Pillar® Tables

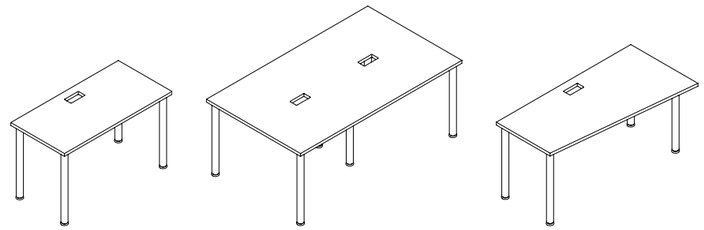

Rectangular Table
PLRT

Large Rectangular Table
PLLT

Reduction Table
PLRN

Pillar™ Tables
General Information

STATEMENT OF LINE

Pillar® Tables for MyPlace™ Lounge Furniture

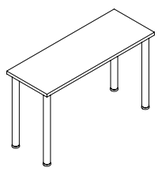

Rectangular Table
PLRM

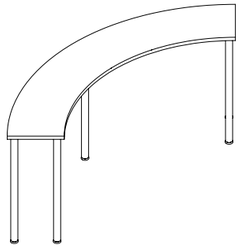

90°Inside Curve Table
PLIC

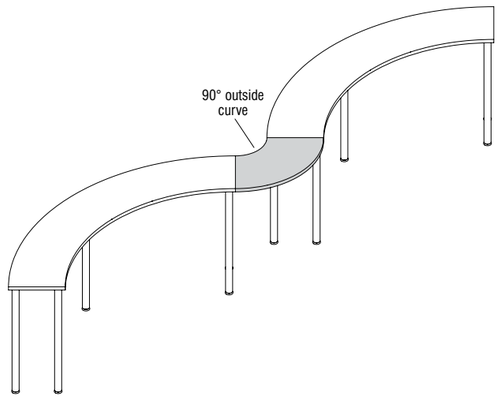

90°Outside Curve Table
PLOC

Pillar Table Modesty Panels for MyPlace Lounge Furniture

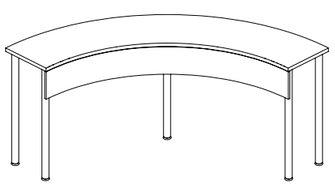

Laminate Modesty Panel

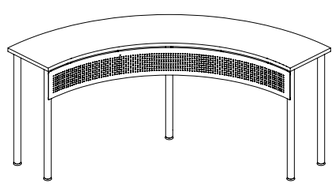

Perforated Steel Modesty Panel

Pillar™ Tables
Product Color Options

Surface Finish--Laminate

Belair	LBQ
Biltmore Cherry	LBT
Black	LBK
Brighton Walnut	LBW
Canyon Zephyr	LCA
Castle Oak	LCO
Casual Linen	LCU
Cherry Storm	LCX
Classic Linen	LCI
Cloud Zephyr	LCL
Cocobala	LCC
Crisp Linen	LRI
Desert Zephyr	LDZ
Dove Grey	LDG
Fired Steel	LIL
Flax Linen	LXF
Florence Walnut	LFC
Forged Steel	LOL
Friston Ash	LFH
Frosty White	LFW
Graphite Nebula	LGN
Grey	LGE
High Rise	LHE
Hollyberry	LHY
Irish Linen	LIH
Island	LID
Italian Silver Ash	LIT
Kensington Maple	LKM
Lapis Blue	LLB
Markerboard White	LMK
Misted Zephyr	LMR
Monticello Maple	LMT
Nickel Evolv	LNV
North Sea	LNA
Ocean	LON
Pearl Bisque	LPB
Pearl Silver	LPS
Pressed Linen	LPR
River Cherry	LRY
Rugged Linen	LRG
Satin Stainless	LSS
Shadow Zephyr	LSR
Silicon evolv	LSV
Sterling Ash	LAZ
Tailored Linen	LTL
Titanium evolv	LTV
White Nebula	LWL
White Sand	LWN
Windsor Mahogany	LWY

Paint Finish

Black	BL
Blue Grey	GR
Bronze Metallic	ZM
Cayenne	CY
Champagne Metallic	CM
Chrome	CH
Cool Grey	CG
Cottonwood	CO
Earthen Clay	EY
Espresso Metallic	EX
Everglade Shade	EV
Flannel	FN
Glitz Metallic	GZ
Hazy Jade	HJ
Honey Bee	HY
Light Tone	LG
Mardi Gras	MG
Misty Brown	MY
Nemo	NE
Nordic	ND
Poppy Red	PR
Purple Haze	PH
Rubber Ducky	RK
Sand	SA
Sky Blue	SK
Starlight Silver Metallic	SX
Surf's Up	SP
Twilight Shadow	TI
Ultra Blue	UB
Warm Grey	WG
Zesty Lime	ZL

Booth Tables: Steel modesty panel color matches the paint finish with the following exception:
-When paint finish is chrome, steel modesty panel willl be flannel.

Edge Color for 74P Edge

Belair	EBQ
Biltmore Cherry	EBT
Black	EBL
Blue Grey	EGR
Brighton Walnut	EBW
Castle Oak	ECO
Cayenne	ECY
Cherry Storm	ECX
Cocobala	ECC
Cool Grey	ECG
Earthen Clay	EEY
Everglade Shade	EEV
Flannel	EFN
Florence Walnut	EFC
Friston Ash	EFH
Frosty White	EFW
Hazy Jade	EHJ
Honey Bee	EHY
Italian Silver Ash	EIT
Kensington Maple	EKM
Light Tone	ELG
Mardi Gras	EMG
Misty Brown	EMY
Monticello Maple	EMT
Multiplex	EMB
Nemo	ENE
Nordic	END
Poppy Red	EPR
Purple Haze	EPH
River Cherry	ERY
Rubber Ducky	ERK
Sand	ESA
Sky Blue	ESK
Sterling Ash	EAZ
Surf's Up	ESP
Twilight Shadow	ETI
Ultra Blue	EUB
Warm Grey	EWG
Windsor Mahogany	EWY
Zesty Lime	EZL

Plastic Grommet Color (Corded, Pattern)

Black grommet	GBL
Blue Grey grommet	GGR
Cool Grey grommet	GCG
Flannel grommet	GFN
Misty Brown grommet	GMY
Sand grommet	MSA
Warm Grey grommet	GWG

Villa, Nacre, Dean, Node Grommet Color (Corded, Pattern)

Black grommet	GBL
Blue Grey grommet	GGR
Bronze Metallic grommet	GZM
Champagne Metallic grommet	GCM
Cool Grey grommet	GCG
Cottonwood grommet	GCO
Flannel grommet	GFN
Misty Brown grommet	GMY
Starlight Silver grommet	GSX
Warm Grey grommet	GWG

Villa Power Module Color (Corded)

Villa Module Black	PUBL
Villa Module Blue Grey	PUGR
Villa Module Bronze Metallic	PUZM
Villa Module Champagne Metallic	PUCM
Villa Module Cool Grey	PUCG
Villa Module Cottonwood	PUCO
Villa Module Flannel	PUFN
Villa Module Misty Brown	PUMY
Villa Module Starlight Silver	PUSX
Villa Module Warm Grey	PUWG

Power-Up Module Color (Corded)

PowerUp Black	PUBL
PowerUp Blue Grey	PUGR
PowerUp Cool Grey	PUCG
PowerUp Flannel	PUFN
PowerUp Misty Brown	PUMY
PowerUp Sand	PUSA
PowerUp Warm Grey	PUWG

Nacre, Dubbel, Dean, Node Power Module Color (Corded, Pattern)

Black	PUBL
Cool Grey	PUCG
Cottonwood	PUCO
Warm Grey	PUWG

MyPlace™ Pillar™ Tables

Inside Curve - 29" High, 18" and 24" Deep

MyPlace™ Pillar™ Tables
Inside Curve - 29" High, 18" and 24" Deep

	A x B	MODEL NUMBER: Basic Model	Edge Style	Power Option	Modesty Panel	Edge Color	Surface Finish	Paint Color	Base	Grommet/ Module Color	Cord (feet)	Approx. Packaged Weight	74P Edge (74P)	Laminate Modesty Panel add to list price	Steel Modesty Panel add to list price
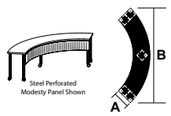	18 x 102"	PLIC18	□□□	□□□	□□□	□□□	□□□	□□	□□□	□□□□	□□	0.0#	$ 2014	$ 1941	$ 347
	24 x 110"	PLIC24	□□□	□□□	□□□	□□□	□□□	□□	□□□	□□□□	□□	0.0#	$ 2266	$ 1941	$ 347

PLIC

Inside Curve - 18"D

- Tables are designed for maximum leg spacing
- Glides and casters are not interchangeable without changing the height of the table
- Vertical and horizontal wire management are included automatically when power options are specified
- Ganger kit with 2 ganging hooks included
- Post Leg at 29" high

PLIC

Inside Curve - 24"D

- Tables are designed for maximum leg spacing
- Glides and casters are not interchangeable without changing the height of the table
- Vertical and horizontal wire management are included automatically when power options are specified
- Ganger kit with 2 ganging hooks included
- Post Leg at 29" high

Ⓐ Ⓑ Ⓒ Ⓓ Ⓔ Ⓕ Ⓖ Ⓗ Ⓘ Ⓙ

HOW TO ORDER

Indicate the following information on order form:
1. Quantity of each item.
2. Model number, including options. See "How To Build a Model Number".
3. Any special service required.

Note: • The □ indicates that a choice is required.
- The absence of the □ indicates that no choice is required.
- Alpha-numeric characters in place of □ indicate that no other alternatives are available.

HOW TO BUILD A MODEL NUMBER

Ⓐ Select basic model.

Ⓑ Select edge style.

74P	- 74P edge

Ⓒ Select power option.

NNN	- No grommets, PowerUp or wire management/No cutouts
WMO	- Wire management only-no cutouts; add $66
2PG	- Two plastic grommets; add $420
2PU	- Two PowerUp modules; add $669
2VG	- Two grommets for Villa; add $543
2VM	- Two Villa modules w/dual USB-A; add $1185
MA2	- Modules, Nacre in-surface w/USB-A/C (2); add $839
MB2	- Modules, Dubbel under-surface w/ dual USB-A (2); add $528
MD2	- Modules, Dean in-surface w/USB-A/C (2) ; add $707
MO2	- Modules, Node in-surface w/USB-A/C (2); add $528
GA2	- Grommets, Nacre (2); add $408
GD2	- Grommets, Dean (2); add $408
GO2	- Grommets, Node (2); add $276

CORD LENGTH: 9' or 15' is optional on all module options.

WIRE MANAGEMENT: All options except NNN include vertical and horizontal wire management.

Ⓓ Select modesty panel.

NMP	- No modesty panel
LMP	- Laminate modesty panel
SMP	- Perforated steel modesty panel

See pricing column for full modesty panel upcharge.

Ⓔ Select edge color.
Refer to the **Product Color Options** page in this price list.

Ⓕ Select surface finish.
Refer to the **Product Color Options** page in this price list.

Ⓖ Select paint finish.
Refer to the **Product Color Options** page in this price list.
If chrome is specified with a steel modesty panel, modesty panel will be flannel.

Ⓗ Select base.

CST	- Casters
GLD	- Glides

Casters=2 locking/2 non-locking, black wheel, silver hub

Ⓘ Select grommet/module color.
Refer to the **Product Color Options** page in this price list.

Ⓙ Select Cord Length (feet).

15	- 15' cord length
9	- 9' cord length

FINISH INFORMATION

Additional Laminate Offering

Additional laminates beyond KI standard offering, are available with two weeks extended leadtime. To specify additional laminates, use these designators followed by the supplier's color/pattern code:

Formica - LF/supplier's color pattern code
Nevamar - LN/supplier's color pattern code
Wilsonart - LW/supplier's color pattern code

KI's standard laminate finish is the supplier's recommended finish for that color/pattern.
Note: Nonstandard laminates from these suppliers (example: textured laminates), require a Product Modification Request. Contact customer service for details.

Color Match

KI offers the additional option of color matching paint, polypropylene, or wood stain through Product Modification Requests. Contact customer service for details.

SPECIAL SERVICES

Special Carton Marking

With specially marked information	N/C

Shipping

Ships **knocked down, FOB Bonduel, WI 54107, freight prepaid.** Freight class 125.

Specifications and prices are subject to change without prior notice.

MyPlace™ Pillar™ Tables

Inside Curve - 36" High, 18" and 24" Deep

MyPlace™ Pillar™ Tables
Inside Curve - 36" High, 18" and 24" Deep

	A x B	MODEL NUMBER Basic Model	Edge Style	Power Option	Modesty Panel	Edge Color	Surface Finish	Paint Color	Base	Grommet/ Module Color	Cord (feet)	Approx. Packaged Weight	74P Edge (74P)	Laminate Modesty Panel add to list price	Steel Modesty Panel add to list price
	18 x 102"	PLIC18H36	□□□	□□□	□□□	□□□	□□□	□□	□□□	□□□□	□□	0.0#	$ 2065	$ 1941	$ 347
PLIC **Inside Curve - 18"D** • Tables are designed for maximum leg spacing • Glides and casters are not interchangeable without changing the height of the table • Vertical and horizontal wire management are included automatically when power options are specified • Ganger kit with 2 ganging hooks included • Post Leg at 36" high															
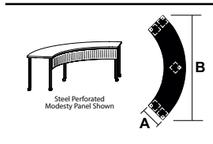	24 x 110"	PLIC24H36	□□□	□□□	□□□	□□□	□□□	□□	□□□	□□□□	□□	0.0#	$ 2317	$ 1941	$ 347
PLIC **Inside Curve - 24"D** • Tables are designed for maximum leg spacing • Glides and casters are not interchangeable without changing the height of the table • Vertical and horizontal wire management are included automatically when power options are specified • Ganger kit with 2 ganging hooks included • Post Leg at 36" high															
		Ⓐ	Ⓑ	Ⓒ	Ⓓ	Ⓔ	Ⓕ	Ⓖ	Ⓗ	Ⓘ	Ⓙ				

HOW TO ORDER

Indicate the following information on order form:
1. Quantity of each item.
2. Model number, including options. See "How To Build a Model Number".
3. Any special service required.

Note: • The □ indicates that a choice is required.
- The absence of the □ indicates that no choice is required.
- Alpha-numeric characters in place of □ indicate that no other alternatives are available.

HOW TO BUILD A MODEL NUMBER

Ⓐ Select basic model.

Ⓑ Select edge style.

74P	- 74P edge

Ⓒ Select power option.

NNN	- No grommets, PowerUp or wire management/No cutouts
WMO	- Wire management only-no cutouts; add $66
2PG	- Two plastic grommets; add $420
2PU	- Two PowerUp modules; add $669
2VG	- Two grommets for Villa; add $543
2VM	- Two Villa modules w/dual USB-A; add $1185
MA2	- Modules, Nacre in-surface w/USB-A/C (2); add $839
MB2	- Modules, Dubbel under-surface w/ dual USB-A (2); add $528
MD2	- Modules, Dean in-surface w/USB-A/C (2) ; add $707
MO2	- Modules, Node in-surface w/USB-A/C (2); add $528
GA2	- Grommets, Nacre (2); add $408
GD2	- Grommets, Dean (2); add $408
GO2	- Grommets, Node (2); add $276

CORD LENGTH: 9' or 15' is optional on all module options.

WIRE MANAGEMENT: All options except NNN include vertical and horizontal wire management.

Ⓓ Select modesty panel.

NMP	- No modesty panel
LMP	- Laminate modesty panel
SMP	- Perforated steel modesty panel

See pricing column for full modesty panel upcharge.

Ⓔ Select edge color.
Refer to the **Product Color Options** page in this price list.

Ⓕ Select surface finish.
Refer to the **Product Color Options** page in this price list.

Ⓖ Select paint finish.
Refer to the **Product Color Options** page in this price list.
If chrome is specified with a steel modesty panel, modesty panel will be flannel.

Ⓗ Select base.

CST	- Casters
GLD	- Glides

Casters=2 locking/2 non-locking, black wheel, silver hub

Ⓘ Select grommet/module color.
Refer to the **Product Color Options** page in this price list.

Ⓙ Select Cord Length (feet).

15	- 15' cord length
9	- 9' cord length

FINISH INFORMATION

Additional Laminate Offering

Additional laminates beyond KI standard offering, are available with two weeks extended leadtime. To specify additional laminates, use these designators followed by the supplier's color/pattern code:

Formica - LF/supplier's color pattern code
Nevamar - LN/supplier's color pattern code
Wilsonart - LW/supplier's color pattern code

KI's standard laminate finish is the supplier's recommended finish for that color/pattern.
Note: Nonstandard laminates from these suppliers (example: textured laminates), require a Product Modification Request. Contact customer service for details.

Color Match

KI offers the additional option of color matching paint, polypropylene, or wood stain through Product Modification Requests. Contact customer service for details.

SPECIAL SERVICES

Special Carton Marking

With specially marked information	N/C

Shipping

Ships **knocked down, FOB Bonduel, WI 54107, freight prepaid.** Freight class 125.

Specifications and prices are subject to change without prior notice.

MyPlace™ Pillar™ Tables

Inside Curve - 42" High, 18" and 24" Deep

MyPlace™ Pillar™ Tables
Inside Curve - 42" High, 18" and 24" Deep

	A x B	MODEL NUMBER Basic Model	Edge Style	Power Option	Modesty Panel	Edge Color	Surface Finish	Paint Color	Base	Grommet/ Module Color	Cord (feet)	Approx. Packaged Weight	74P Edge (74P)	Laminate Modesty Panel add to list price	Steel Modesty Panel add to list price
 PLIC **Inside Curve - 18"D** • Tables are designed for maximum leg spacing • Glides and casters are not interchangeable without changing the height of the table • Vertical and horizontal wire management are included automatically when power options are specified • Ganger kit with 2 ganging hooks included • Post Leg at 42" high	18 x 102"	PLIC18H42	□□□	□□□	□□□	□□□	□□□	□□	□□□	□□□□	□□	0.0#	$ 2115	$ 1941	$ 347
PLIC **Inside Curve - 24"D** • Tables are designed for maximum leg spacing • Glides and casters are not interchangeable without changing the height of the table • Vertical and horizontal wire management are included automatically when power options are specified • Ganger kit with 2 ganging hooks included • Post Leg at 42" high	24 x 110"	PLIC24H42	□□□	□□□	□□□	□□□	□□□	□□	□□□	□□□□	□□	0.0#	$ 2367	$ 1941	$ 347

Ⓐ Ⓑ Ⓒ Ⓓ Ⓔ Ⓕ Ⓖ Ⓗ Ⓘ Ⓙ

HOW TO ORDER

Indicate the following information on order form:
1. Quantity of each item.
2. Model number, including options. See "How To Build a Model Number".
3. Any special service required.

Note: • The □ indicates that a choice is required.
- The absence of the □ indicates that no choice is required.
- Alpha-numeric characters in place of □ indicate that no other alternatives are available.

HOW TO BUILD A MODEL NUMBER

Ⓐ Select basic model.

Ⓑ Select edge style.

74P	- 74P edge

Ⓒ Select power option.

NNN	- No grommets, PowerUp or wire management/No cutouts
WMO	- Wire management only-no cutouts; add $66
2PG	- Two plastic grommets; add $420
2PU	- Two PowerUp modules; add $669
2VG	- Two grommets for Villa; add $543
2VM	- Two Villa modules w/dual USB-A; add $1185
MA2	- Modules, Nacre in-surface w/USB-A/C (2); add $839
MB2	- Modules, Dubbel under-surface w/ dual USB-A (2); add $528
MD2	- Modules, Dean in-surface w/USB-A/C (2) ; add $707
MO2	- Modules, Node in-surface w/USB-A/C (2); add $528
GA2	- Grommets, Nacre (2); add $408
GD2	- Grommets, Dean (2); add $408
GO2	- Grommets, Node (2); add $276

CORD LENGTH: 9' or 15' is optional on all module options.

WIRE MANAGEMENT: All options except NNN include vertical and horizontal wire management.

Ⓓ Select modesty panel.

NMP	- No modesty panel
LMP	- Laminate modesty panel
SMP	- Perforated steel modesty panel

See pricing column for full modesty panel upcharge.

Ⓔ Select edge color.
Refer to the **Product Color Options** page in this price list.

Ⓕ Select surface finish.
Refer to the **Product Color Options** page in this price list.

Ⓖ Select paint finish.
Refer to the **Product Color Options** page in this price list.
If chrome is specified with a steel modesty panel, modesty panel will be flannel.

Ⓗ Select base.

CST	- Casters
GLD	- Glides

Casters=2 locking/2 non-locking, black wheel, silver hub

Ⓘ Select grommet/module color.
Refer to the **Product Color Options** page in this price list.

Ⓙ Select Cord Length (feet).

15	- 15' cord length
9	- 9' cord length

FINISH INFORMATION

Additional Laminate Offering

Additional laminates beyond KI standard offering, are available with two weeks extended leadtime. To specify additional laminates, use these designators followed by the supplier's color/pattern code:

Formica - LF/supplier's color pattern code
Nevamar - LN/supplier's color pattern code
Wilsonart - LW/supplier's color pattern code

KI's standard laminate finish is the supplier's recommended finish for that color/pattern.
Note: Nonstandard laminates from these suppliers (example: textured laminates), require a Product Modification Request. Contact customer service for details.

Color Match

KI offers the additional option of color matching paint, polypropylene, or wood stain through Product Modification Requests. Contact customer service for details.

SPECIAL SERVICES

Special Carton Marking

With specially marked information	N/C

Shipping

Ships **knocked down, FOB Bonduel, WI 54107, freight prepaid.** Freight class 125.

Specifications and prices are subject to change without prior notice.

MyPlace™ Pillar™ Tables
Outside Curve - 18" and 24" Deep

MyPlace™ Pillar™ Tables
Outside Curve - 18" and 24" Deep

	MODEL	A x B	MODEL NUMBER: Basic Model (A)	Edge Style (B)	Power Option (C)	Modesty Panel (D)	Edge Color (E)	Surface Finish (F)	Paint Color (G)	Approx. Packaged Weight	74P Edge (74P)	Laminate Modesty Panel add to list price	Steel Modesty Panel add to list price
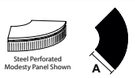 PLOC	**Outside Curve - 18"D** • Top only; attached with 4 splice plates	18"	PLOC18	□□□	NNN	□□□	□□□	□□□	□□	0.0#	$ 579	$ 1031	$ 334
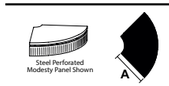 PLOC	**Outside Curve - 24"D** • Top only; attached with 4 splice plates	24"	PLOC24	□□□	NNN	□□□	□□□	□□□	□□	0.0#	$ 629	$ 1031	$ 334
			Ⓐ	Ⓑ	Ⓒ	Ⓓ	Ⓔ	Ⓕ	Ⓖ				

HOW TO ORDER

Indicate the following information on order form:
1. Quantity of each item.
2. Model number, including options. See "How To Build a Model Number".
3. Any special service required.

Note: • The □ indicates that a choice is required.
• The absence of the □ indicates that no choice is required.
• Alpha-numeric characters in place of □ indicate that no other alternatives are available.

HOW TO BUILD A MODEL NUMBER

Ⓐ Select basic model.

Ⓑ Select edge style.
74P - 74P edge

Ⓒ Select power option.
NNN - No grommets, PowerUp or wire management/No cutouts

Ⓓ Select modesty panel.
NMP - No modesty panel
LMP - Laminate modesty panel
SMP - Perforated steel modesty panel
See pricing column for full modesty panel upcharge.

Ⓔ Select edge color.
Refer to the **Product Color Options** page in this price list.

Ⓕ Select surface finish.
Refer to the **Product Color Options** page in this price list.

Ⓖ Select paint finish.
Refer to the **Product Color Options** page in this price list.
Steel modesty panel color matches the paint finish.
When planned with other tables with chrome bases, specify flannel paint finish.

FINISH INFORMATION

Additional Laminate Offering
Additional laminates beyond KI standard offering, are available with two weeks extended leadtime. To specify additional laminates, use these designators followed by the supplier's color/pattern code:

Formica - LF/supplier's color pattern code
Nevamar - LN/supplier's color pattern code
Wilsonart - LW/supplier's color pattern code

KI's standard laminate finish is the supplier's recommended finish for that color/pattern.
Note: Nonstandard laminates from these suppliers (example: textured laminates), require a Product Modification Request. Contact customer service for details.

Color Match
KI offers the additional option of color matching paint, polypropylene, or wood stain through Product Modification Requests. Contact customer service for details.

SPECIAL SERVICES

Special Carton Marking

With specially marked information	N/C

Shipping
Ships **knocked down, FOB Bonduel, WI 54107, freight prepaid.** Freight class 125.

Specifications and prices are subject to change without prior notice.

MyPlace™ Pillar™ Tables

Rectangular - 29" High, 18" and 24" Deep

MyPlace™ Pillar™ Tables
Rectangular - 29" High, 18" and 24" Deep

	A x B	MODEL NUMBER Basic Model	Edge Style	Power Option	Modesty Panel	Edge Color	Surface Finish	Paint Color	Base	Grommet/ Module Color	Cord (feet)	Approx. Packaged Weight	74P Edge (74P)	Laminate Modesty Panel add to list price	Steel Modesty Panel add to list price
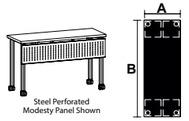	18 x 48"	PLRM1848	□□□	□□□	□□□	□□□	□□□	□□	□□□	□□□□	□□	0.0#	$ 756	$ 334	$ 272
PLRM **Rectangular Tables - 18"D** • Tables are designed for maximum leg spacing • Glides and casters are not inter-changeable without changing the height of the table • Vertical and horizontal wire manage-ment are included automatically when power options are specified • Ganger kit with 2 ganging hooks included • Post Leg at 29" hig, le															
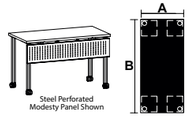	24 x 48"	PLRM2448	□□□	□□□	□□□	□□□	□□□	□□	□□□	□□□□	□□	0.0#	$ 805	$ 334	$ 272
PLRM **Rectangular Tables - 24"D** • Tables are designed for maximum leg spacing • Glides and casters are not inter-changeable without changing the height of the table • Vertical and horizontal wire manage-ment are included automatically when power options are specified • Ganger kit with 2 ganging hooks included • Post Leg at 29" high															

Ⓐ Ⓑ Ⓒ Ⓓ Ⓔ Ⓕ Ⓖ Ⓗ Ⓘ Ⓙ

HOW TO ORDER

Indicate the following information on order form:
1. Quantity of each item.
2. Model number, including options. See "How To Build a Model Number".
3. Any special service required.

Note: • The □ indicates that a choice is required.
- The absence of the □ indicates that no choice is required.
- Alpha-numeric characters in place of □ indicate that no other alternatives are available.

HOW TO BUILD A MODEL NUMBER

Ⓐ Select basic model.

Ⓑ Select edge style.
- **74P** - 74P edge

Ⓒ Select power option.
- **NNN** - No grommets, PowerUp or wire management/No cutouts
- **WMO** - Wire management only-no cutouts; add $66
- **1PG** - One plastic grommet w/wire management; add $209
- **1PU** - One PowerUp w/wire manage-ment; add $334
- **1VG** - One grommet for Villa w/wire management; add $271
- **1VM** - One Villa module with USB w/wire management; add $592
- **MD1** - Module, Dean in-surface w/USB-A/C (1) ; add $354
- **MB1** - Module, Dubbel under-surface w/ dual USB-A (1); add $264
- **MA1** - Module, Nacre in-surface w/USB-A/C (1); add $420
- **MO1** - Module, Node in-surface w/USB-A/C (1) ; add $264
- **GA1** - Grommet, Nacre (1); add $209
- **GD1** - Grommet, Dean (1); add $209
- **GO1** - Grommet, Node (1); add $144

CORD LENGTH: 9' or 15' is optional on all module options.

WIRE MANAGEMENT: All options except NNN include vertical and horizontal wire management.

Ⓓ Select modesty panel.
- **NMP** - No modesty panel
- **LMP** - Laminate modesty panel
- **SMP** - Perforated steel modesty panel

See pricing column for full modesty panel upcharge.

Ⓔ Select edge color.
Refer to the **Product Color Options** page in this price list.

Ⓕ Select surface finish.
Refer to the **Product Color Options** page in this price list.

Ⓖ Select paint finish.
Refer to the **Product Color Options** page in this price list.
If chrome is specified with a steel modesty panel, modesty panel will be flannel.

Ⓗ Select base.
- **CST** - Casters
- **GLD** - Glides

Casters=2 locking/2 non-locking, black wheel, silver hub

Ⓘ Select grommet/module color.
Refer to the **Product Color Options** page in this price list.

Ⓙ Select Cord Length (feet).
- **15** - 15' cord length
- **9** - 9' cord length

FINISH INFORMATION

Additional Laminate Offering

Additional laminates beyond KI standard offering, are available with two weeks extended leadtime. To specify additional laminates, use these designa-tors followed by the supplier's color/pattern code:

Formica - LF/supplier's color pattern code
Nevamar - LN/supplier's color pattern code
Wilsonart - LW/supplier's color pattern code

KI's standard laminate finish is the supplier's recommended finish for that color/pattern.
Note: Nonstandard laminates from these suppliers (example: textured laminates), require a Product Modification Request. Contact customer service for details.

Color Match

KI offers the additional option of color matching paint, polypropylene, or wood stain through Product Modification Requests. Contact customer service for details.

SPECIAL SERVICES

Special Carton Marking

With specially marked information	N/C

Shipping

Ships **knocked down, FOB Bonduel, WI 54107, freight prepaid.** Freight class 125.

Specifications and prices are subject to change without prior notice.

MyPlace™ Pillar™ Tables

Rectangular - 36" High, 18" and 24" Deep

MyPlace™ Pillar™ Tables
Rectangular - 36" High, 18" and 24" Deep

	A x B	MODEL NUMBER Basic Model	Edge Style	Power Option	Modesty Panel	Edge Color	Surface Finish	Paint Color	Base	Grommet/ Module Color	Cord (feet)	Approx. Packaged Weight	74P Edge (74P)	Laminate Modesty Panel add to list price	Steel Modesty Panel add to list price
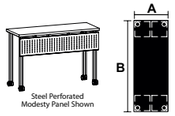	18 x 48"	PLRM1848H36	□□□	□□□	□□□	□□□	□□□	□□	□□□	□□□□	□□	0.0#	$ 794	$ 334	$ 272
	24 x 48"	PLRM2448H36	□□□	□□□	□□□	□□□	□□□	□□	□□□	□□□□	□□	0.0#	$ 838	$ 334	$ 272
		A	B	C	D	E	F	G	H	I	J				

PLRM

Rectangular Tables - 18"D

- Tables are designed for maximum leg spacing
- Glides and casters are not interchangeable without changing the height of the table
- Vertical and horizontal wire management are included automatically when power options are specified
- Ganger kit with 2 ganging hooks included
- Post Leg at 36" high

PLRM

Rectangular Tables - 24"D

- Tables are designed for maximum leg spacing
- Glides and casters are not interchangeable without changing the height of the table
- Vertical and horizontal wire management are included automatically when power options are specified
- Ganger kit with 2 ganging hooks included
- Post Leg at 36" high

HOW TO ORDER

Indicate the following information on order form:
1. Quantity of each item.
2. Model number, including options. See "How To Build a Model Number".
3. Any special service required.

Note: • The □ indicates that a choice is required.
- The absence of the □ indicates that no choice is required.
- Alpha-numeric characters in place of □ indicate that no other alternatives are available.

HOW TO BUILD A MODEL NUMBER

A Select basic model.

B Select edge style.

74P	- 74P edge

C Select power option.

NNN	- No grommets, PowerUp or wire management/No cutouts
WMO	- Wire management only-no cutouts; add $66
1PG	- One plastic grommet w/wire management; add $209
1PU	- One PowerUp w/wire management; add $334
1VG	- One grommet for Villa w/wire management; add $271
1VM	- One Villa module with USB w/wire management; add $592
MD1	- Module, Dean in-surface w/USB-A/C (1) ; add $354
MB1	- Module, Dubbel under-surface w/ dual USB-A (1); add $264
MA1	- Module, Nacre in-surface w/USB-A/C (1); add $420
MO1	- Module, Node in-surface w/USB-A/C (1) ; add $264
GA1	- Grommet, Nacre (1); add $209
GD1	- Grommet, Dean (1); add $209
GO1	- Grommet, Node (1); add $144

CORD LENGTH: 9' or 15' is optional on all module options.

WIRE MANAGEMENT: All options except NNN include vertical and horizontal wire management.

D Select modesty panel.

NMP	- No modesty panel
LMP	- Laminate modesty panel
SMP	- Perforated steel modesty panel

See pricing column for full modesty panel upcharge.

E Select edge color.
Refer to the **Product Color Options** page in this price list.

F Select surface finish.
Refer to the **Product Color Options** page in this price list.

G Select paint finish.
Refer to the **Product Color Options** page in this price list.
If chrome is specified with a steel modesty panel, modesty panel will be flannel.

H Select base.

CST	- Casters
GLD	- Glides

Casters=2 locking/2 non-locking, black wheel, silver hub

I Select grommet/module color.
Refer to the **Product Color Options** page in this price list.

J Select Cord Length (feet).

15	- 15' cord length
9	- 9' cord length

FINISH INFORMATION

Additional Laminate Offering

Additional laminates beyond KI standard offering, are available with two weeks extended leadtime. To specify additional laminates, use these designators followed by the supplier's color/pattern code:

Formica - LF/supplier's color pattern code
Nevamar - LN/supplier's color pattern code
Wilsonart - LW/supplier's color pattern code

KI's standard laminate finish is the supplier's recommended finish for that color/pattern.
Note: Nonstandard laminates from these suppliers (example: textured laminates), require a Product Modification Request. Contact customer service for details.

Color Match

KI offers the additional option of color matching paint, polypropylene, or wood stain through Product Modification Requests. Contact customer service for details.

SPECIAL SERVICES

Special Carton Marking

With specially marked information	N/C

Shipping

Ships **knocked down, FOB Bonduel, WI 54107, freight prepaid.** Freight class 125.

Specifications and prices are subject to change without prior notice.

MyPlace™ Pillar™ Tables

Rectangular - 42” High, 18” and 24” Deep

MyPlace™ Pillar™ Tables
Rectangular - 42” High, 18” and 24” Deep

	A x B	MODEL NUMBER Basic Model	Edge Style	Power Option	Modesty Panel	Edge Color	Surface Finish	Paint Color	Base	Grommet/ Module Color	Cord (feet)	Approx. Packaged Weight	74P Edge (74P)	Laminate Modesty Panel add to list price	Steel Modesty Panel add to list price
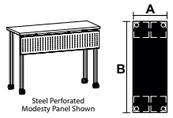	18 x 48”	PLRM1848H42	□□□	□□□	□□□	□□□	□□□	□□	□□□	□□□□	□□	0.0#	$ 835	$ 334	$ 272
PLRM **Rectangular Tables - 18”D** • Tables are designed for maximum leg spacing • Glides and casters are not interchangeable without changing the height of the table • Vertical and horizontal wire management are included automatically when power options are specified • Ganger kit with 2 ganging hooks included • Post Leg at 42” high															
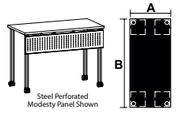	24 x 48”	PLRM2448H42	□□□	□□□	□□□	□□□	□□□	□□	□□□	□□□□	□□	0.0#	$ 873	$ 334	$ 272
PLRM **Rectangular Tables - 24”D** • Tables are designed for maximum leg spacing • Glides and casters are not interchangeable without changing the height of the table • Vertical and horizontal wire management are included automatically when power options are specified • Ganger kit with 2 ganging hooks included • Post Leg at 42” high															

Ⓐ Ⓑ Ⓒ Ⓓ Ⓔ Ⓕ Ⓖ Ⓗ Ⓘ Ⓙ

HOW TO ORDER

Indicate the following information on order form:
1. Quantity of each item.
2. Model number, including options. See “How To Build a Model Number”.
3. Any special service required.

Note: • The □ indicates that a choice is required.
- The absence of the □ indicates that no choice is required.
- Alpha-numeric characters in place of □ indicate that no other alternatives are available.

HOW TO BUILD A MODEL NUMBER

Ⓐ Select basic model.

Ⓑ Select edge style.
- **74P** - 74P edge

Ⓒ Select power option.
- **NNN** - No grommets, PowerUp or wire management/No cutouts
- **WMO** - Wire management only-no cutouts; add $66
- **1PG** - One plastic grommet w/wire management; add $209
- **1PU** - One PowerUp w/wire management; add $334
- **1VG** - One grommet for Villa w/wire management; add $271
- **1VM** - One Villa module with USB w/wire management; add $592
- **MD1** - Module, Dean in-surface w/USB-A/C (1) ; add $354
- **MB1** - Module, Dubbel under-surface w/ dual USB-A (1); add $264
- **MA1** - Module, Nacre in-surface w/USB-A/C (1); add $420
- **MO1** - Module, Node in-surface w/USB-A/C (1) ; add $264
- **GA1** - Grommet, Nacre (1); add $209
- **GD1** - Grommet, Dean (1); add $209
- **GO1** - Grommet, Node (1); add $144

CORD LENGTH: 9’ or 15’ is optional on all module options.

WIRE MANAGEMENT: All options except NNN include vertical and horizontal wire management.

Ⓓ Select modesty panel.
- **NMP** - No modesty panel
- **LMP** - Laminate modesty panel
- **SMP** - Perforated steel modesty panel

See pricing column for full modesty panel upcharge.

Ⓔ Select edge color.
Refer to the **Product Color Options** page in this price list.

Ⓕ Select surface finish.
Refer to the **Product Color Options** page in this price list.

Ⓖ Select paint finish.
Refer to the **Product Color Options** page in this price list.
If chrome is specified with a steel modesty panel, modesty panel will be flannel.

Ⓗ Select base.
- **CST** - Casters
- **GLD** - Glides

Casters=2 locking/2 non-locking, black wheel, silver hub

Ⓘ Select grommet/module color.
Refer to the **Product Color Options** page in this price list.

Ⓙ Select Cord Length (feet).
- **15** - 15’ cord length
- **9** - 9’ cord length

FINISH INFORMATION

Additional Laminate Offering

Additional laminates beyond KI standard offering, are available with two weeks extended leadtime. To specify additional laminates, use these designators followed by the supplier’s color/pattern code:

Formica - LF/supplier’s color pattern code
Nevamar - LN/supplier’s color pattern code
Wilsonart - LW/supplier’s color pattern code

KI’s standard laminate finish is the supplier’s recommended finish for that color/pattern.
Note: Nonstandard laminates from these suppliers (example: textured laminates), require a Product Modification Request. Contact customer service for details.

Color Match

KI offers the additional option of color matching paint, polypropylene, or wood stain through Product Modification Requests. Contact customer service for details.

SPECIAL SERVICES

Special Carton Marking

With specially marked information	N/C

Shipping

Ships **knocked down, FOB Bonduel, WI 54107, freight prepaid.** Freight class 125.

Specifications and prices are subject to change without prior notice.

MyPlace™ Pillar™ Tables

Inside Curve - 29" High w/Single Circuit

MyPlace™ Pillar™ Tables
Inside Curve - 29" High w/Single Circuit

	MODEL	A x B	MODEL NUMBER: Basic Model	Edge Style	Power Option	Modesty Panel	Edge Color	Surface Finish	Paint Color	Grommet/ Module Color	Base	Approx. Packaged Weight	74P Edge (74P)	Laminate Modesty Panel add to list price	Steel Modesty Panel add to list price
 PLPIC	**Inside Curve - 18"D** • Two module/grommet per table unit • Velcro wire managers, gangers and all electrical accessories (excluding infeed kits and table-to-table jumpers) are included • Infeed kits and table-to-table jumpers ordered separately • Tables are designed for maximum leg spacing • Glides and casters are not interchangeable without changing the height of the table • Ganger kit with 2 ganging hooks included • Post Leg at 29" high	18 x 102"	PLPIC18	□□□	□□□□	□□□	□□□	□□□	□□	□□□□	□□□	0.0#	$ 2014	$ 1941	$ 347
PLPIC	**Inside Curve - 24"D** • Two module/grommet per table unit • Velcro wire managers, gangers and all electrical accessories (excluding infeed kits and table-to-table jumpers) are included • Infeed kits and table-to-table jumpers ordered separately • Tables are designed for maximum leg spacing • Glides and casters are not interchangeable without changing the height of the table • Ganger kit with 2 ganging hooks included • Post Leg at 29" high	24 x 110"	PLPIC24	□□□	□□□□	□□□	□□□	□□□	□□	□□□□	□□□	0.0#	$ 2266	$ 1941	$ 347

Ⓐ Ⓑ Ⓒ Ⓓ Ⓔ Ⓕ Ⓖ Ⓗ Ⓘ

HOW TO ORDER

Indicate the following information on order form:
1. Quantity of each item.
2. Model number, including options. See "How To Build a Model Number".
3. Any special service required.

Note: • The □ indicates that a choice is required.
- The absence of the □ indicates that no choice is required.
- Alpha-numeric characters in place of □ indicate that no other alternatives are available.

HOW TO BUILD A MODEL NUMBER

Ⓐ Select basic model.

Ⓑ Select edge style.

74P	- 74P edge

Ⓒ Select power option.

PMA2	- Pattern modules, Nacre in-surface (2) ; add $1260
PMB2	- Pattern modules, Dubbel under-surface (2) ; add $815
PMD2	- Pattern modules, Dean in-surface (2) ; add $983
PMO2	- Pattern modules, Node in-surface (2) ; add $768

Ⓓ Select modesty panel.

NMP	- No modesty panel
LMP	- Laminate modesty panel
SMP	- Perforated steel modesty panel

See pricing column for full modesty panel upcharge.

Ⓔ Select edge color.
Refer to the **Product Color Options** page in this price list.

Ⓕ Select surface finish.
Refer to the **Product Color Options** page in this price list.

Ⓖ Select paint finish.
Refer to the **Product Color Options** page in this price list.
If chrome is specified with a steel modesty panel, modesty panel will be flannel.

Ⓗ Select grommet/module color.
Refer to the **Product Color Options** page in this price list.

Ⓘ Select base.

CST	- Casters
GLD	- Glides

Casters=2 locking/2 non-locking, black wheel, silver hub

FINISH INFORMATION

Additional Laminate Offering

Additional laminates beyond KI standard offering, are available with two weeks extended leadtime. To specify additional laminates, use these designators followed by the supplier's color/pattern code:

Formica - LF/supplier's color pattern code
Nevamar - LN/supplier's color pattern code
Wilsonart - LW/supplier's color pattern code

KI's standard laminate finish is the supplier's recommended finish for that color/pattern. Note: Nonstandard laminates from these suppliers (example: textured laminates) require a Product Modification Request. Contact customer service for details.

Color Match

KI offers the additional option of color matching paint, polypropylene, or wood stain through Product Modification Requests. Contact customer service for details.

INFORMATION

Contact KI Customer Service for specific models that are UL listed.

SPECIAL SERVICES

Special Carton Marking

With specially marked information	N/C

Shipping

Ships **knocked down, FOB Bonduel, WI 54107, freight prepaid.** Freight class 125.

Specifications and prices are subject to change without prior notice.

MyPlace™ Pillar™ Tables

Inside Curve - 36" High w/Single Circuit

MyPlace™ Pillar™ Tables
Inside Curve - 36" High w/Single Circuit

	MODEL	A x B	MODEL NUMBER: Basic Model	Edge Style	Power Option	Modesty Panel	Edge Color	Surface Finish	Paint Color	Grommet/ Module Color	Base	Approx. Packaged Weight	74P Edge (74P)	Laminate Modesty Panel add to list price	Steel Modesty Panel add to list price
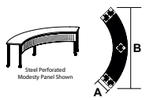 Steel Perforated Modesty Panel Shown	**Inside Curve - 18"D** • Velcro wire managers, gangers and all electrical accessories (excluding infeed kits and table-to-table jumpers) are included • Infeed kits and table-to-table jumpers ordered separately • Tables are designed for maximum leg spacing • Glides and casters are not interchangeable without changing the height of the table • Ganger kit with 2 ganging hooks included • Post Leg at 36" high	18 x 102"	PLPIC18H36	□□□	□□□□	□□□	□□□	□□□	□□	□□□□	□□□	0.0#	$ 2065	$ 1941	$ 347
PLPIC															
	Inside Curve - 24"D • Velcro wire managers, gangers and all electrical accessories (excluding infeed kits and table-to-table jumpers) are included • Infeed kits and table-to-table jumpers ordered separately • Tables are designed for maximum leg spacing • Glides and casters are not interchangeable without changing the height of the table • Ganger kit with 2 ganging hooks included • Post Leg at 36" high	24 x 110"	PLPIC24H36	□□□	□□□□	□□□	□□□	□□□	□□	□□□□	□□□	0.0#	$ 2376	$ 1941	$ 347
PLPIC															

Ⓐ Ⓑ Ⓒ Ⓓ Ⓔ Ⓕ Ⓖ Ⓗ Ⓘ

HOW TO ORDER

Indicate the following information on order form:
1. Quantity of each item.
2. Model number, including options. See "How To Build a Model Number".
3. Any special service required.

Note: • The □ indicates that a choice is required.
• The absence of the □ indicates that no choice is required.
• Alpha-numeric characters in place of □ indicate that no other alternatives are available.

HOW TO BUILD A MODEL NUMBER

Ⓐ Select basic model.

Ⓑ Select edge style.
- **74P** - 74P edge

Ⓒ Select power option.
- **PMA2** - Pattern modules, Nacre in-surface (2) ; add $1260
- **PMB2** - Pattern modules, Dubbel under-surface (2) ; add $815
- **PMD2** - Pattern modules, Dean in-surface (2) ; add $983
- **PMO2** - Pattern modules, Node in-surface (2) ; add $768

Ⓓ Select modesty panel.
- **NMP** - No modesty panel
- **LMP** - Laminate modesty panel
- **SMP** - Perforated steel modesty panel

See pricing column for full modesty panel upcharge.

Ⓔ Select edge color.
Refer to the **Product Color Options** page in this price list.

Ⓕ Select surface finish.
Refer to the **Product Color Options** page in this price list.

Ⓖ Select paint finish.
Refer to the **Product Color Options** page in this price list.
If chrome is specified with a steel modesty panel, modesty panel will be flannel.

Ⓗ Select grommet/module color.
Refer to the **Product Color Options** page in this price list.

Ⓘ Select base.
- **CST** - Casters
- **GLD** - Glides

Casters=2 locking/2 non-locking, black wheel, silver hub

FINISH INFORMATION

Additional Laminate Offering
Additional laminates beyond KI standard offering, are available with two weeks extended leadtime. To specify additional laminates, use these designators followed by the supplier's color/pattern code:

Formica - LF/supplier's color pattern code
Nevamar - LN/supplier's color pattern code
Wilsonart - LW/supplier's color pattern code

KI's standard laminate finish is the supplier's recommended finish for that color/pattern. Note: Nonstandard laminates from these suppliers (example: textured laminates) require a Product Modification Request. Contact customer service for details.

Color Match
KI offers the additional option of color matching paint, polypropylene, or wood stain through Product Modification Requests. Contact customer service for details.

INFORMATION
Contact KI Customer Service for specific models that are UL listed.

SPECIAL SERVICES

Special Carton Marking

With specially marked information	N/C

Shipping
Ships **knocked down, FOB Bonduel, WI 54107, freight prepaid.** Freight class 125.

Specifications and prices are subject to change without prior notice.

MyPlace™ Pillar™ Tables

Inside Curve - 42" High w/Single Circuit

MyPlace™ Pillar™ Tables
Inside Curve - 42" High w/Single Circuit

	MODEL	A x B	MODEL NUMBER: Basic Model	Edge Style	Power Option	Modesty Panel	Edge Color	Surface Finish	Paint Color	Grommet/ Module Color	Base	Approx. Packaged Weight	74P Edge (74P)	Laminate Modesty Panel add to list price	Steel Modesty Panel add to list price
 PLPIC	**Inside Curve - 18"D** • Velcro wire managers, gangers and all electrical accessories (excluding infeed kits and table-to-table jumpers) are included • Infeed kits and table-to-table jumpers ordered separately • Tables are designed for maximum leg spacing • Glides and casters are not interchangeable without changing the height of the table • Ganger kit with 2 ganging hooks included • Post Leg at 42" high	18 x 102"	PLPIC18H42	□□□	□□□□	□□□	□□□	□□□	□□	□□□□	□□□	0.0#	$ 2115	$ 1941	$ 347
PLPIC	**Inside Curve - 24"D** • Velcro wire managers, gangers and all electrical accessories (excluding infeed kits and table-to-table jumpers) are included • Infeed kits and table-to-table jumpers ordered separately • Tables are designed for maximum leg spacing • Glides and casters are not interchangeable without changing the height of the table • Ganger kit with 2 ganging hooks included • Post Leg at 42" high	24 x 110"	PLPIC24H42	□□□	□□□□	□□□	□□□	□□□	□□	□□□□	□□□	0.0#	$ 2367	$ 1941	$ 347

Steel Perforated Modesty Panel Shown

Ⓐ Ⓑ Ⓒ Ⓓ Ⓔ Ⓕ Ⓖ Ⓗ Ⓘ

HOW TO ORDER

Indicate the following information on order form:
1. Quantity of each item.
2. Model number, including options. See "How To Build a Model Number".
3. Any special service required.

Note: • The □ indicates that a choice is required.
• The absence of the □ indicates that no choice is required.
• Alpha-numeric characters in place of □ indicate that no other alternatives are available.

HOW TO BUILD A MODEL NUMBER

Ⓐ Select basic model.

Ⓑ Select edge style.
- **74P** - 74P edge

Ⓒ Select power option.
- **PMA2** - Pattern modules, Nacre in-surface (2) ; add $1260
- **PMB2** - Pattern modules, Dubbel under-surface (2) ; add $815
- **PMD2** - Pattern modules, Dean in-surface (2) ; add $983
- **PMO2** - Pattern modules, Node in-surface (2) ; add $768

Ⓓ Select modesty panel.
- **NMP** - No modesty panel
- **LMP** - Laminate modesty panel
- **SMP** - Perforated steel modesty panel

See pricing column for full modesty panel upcharge.

Ⓔ Select edge color.
Refer to the **Product Color Options** page in this price list.

Ⓕ Select surface finish.
Refer to the **Product Color Options** page in this price list.

Ⓖ Select paint finish.
Refer to the **Product Color Options** page in this price list.
If chrome is specified with a steel modesty panel, modesty panel will be flannel.

Ⓗ Select grommet/module color.
Refer to the **Product Color Options** page in this price list.

Ⓘ Select base.
- **CST** - Casters
- **GLD** - Glides

Casters=2 locking/2 non-locking, black wheel, silver hub

FINISH INFORMATION

Additional Laminate Offering
Additional laminates beyond KI standard offering, are available with two weeks extended leadtime. To specify additional laminates, use these designators followed by the supplier's color/pattern code:

Formica - LF/supplier's color pattern code
Nevamar - LN/supplier's color pattern code
Wilsonart - LW/supplier's color pattern code

KI's standard laminate finish is the supplier's recommended finish for that color/pattern. Note: Nonstandard laminates from these suppliers (example: textured laminates) require a Product Modification Request. Contact customer service for details.

Color Match
KI offers the additional option of color matching paint, polypropylene, or wood stain through Product Modification Requests. Contact customer service for details.

INFORMATION
Contact KI Customer Service for specific models that are UL listed.

SPECIAL SERVICES

Special Carton Marking

With specially marked information	N/C

Shipping
Ships **knocked down, FOB Bonduel, WI 54107, freight prepaid.** Freight class 125.

Specifications and prices are subject to change without prior notice.

MyPlace™ Pillar™ Tables

Rectangular - 29" High w/Single Circuit, 18" and 24" Deep

MyPlace™ Pillar™ Tables

Rectangular - 29" High w/Single Circuit, 18" and 24" Deep

	MODEL	A x B	MODEL NUMBER: Basic Model	Edge Style	Power Option	Modesty Panel	Edge Color	Surface Finish	Paint Color	Grommet/ Module Color	Base	Approx. Packaged Weight	74P Edge (74P)	Laminate Modesty Panel add to list price	Steel Modesty Panel add to list price
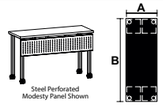 PLPRM	**Rectangular Tables - 18"D** • Velcro wire managers, gangers and all electrical accessories (excluding infeed kits and table-to-table jumpers) are included • Infeed kits and table-to-table jumpers ordered separately • Tables are designed for maximum leg spacing • Glides and casters are not interchangeable without changing the height of the table • Ganger kit with 2 ganging hooks included • Post Leg at 29" high	18 x 48"	PLPRM1848	□□□	□□□□	□□□	□□□	□□□	□□	□□□□	□□□	0.0#	$ 756	$ 334	$ 272
PLPRM	**Rectangular Tables - 24"D** • Velcro wire managers, gangers and all electrical accessories (excluding infeed kits and table-to-table jumpers) are included • Infeed kits and table-to-table jumpers ordered separately • Tables are designed for maximum leg spacing • Glides and casters are not interchangeable without changing the height of the table • Ganger kit with 2 ganging hooks included • Post Leg at 29" high	24 x 48"	PLPRM2448	□□□	□□□□	□□□	□□□	□□□	□□	□□□□	□□□	0.0#	$ 805	$ 334	$ 272

Ⓐ Ⓑ Ⓒ Ⓓ Ⓔ Ⓕ Ⓖ Ⓗ Ⓘ

HOW TO ORDER

Indicate the following information on order form:
1. Quantity of each item.
2. Model number, including options. See "How To Build a Model Number".
3. Any special service required.

Note: • The □ indicates that a choice is required.
- The absence of the □ indicates that no choice is required.
- Alpha-numeric characters in place of □ indicate that no other alternatives are available.

HOW TO BUILD A MODEL NUMBER

Ⓐ Select basic model.

Ⓑ Select edge style.
- **74P** - 74P edge

Ⓒ Select power option.
- **PMA1** - Pattern module, Nacre in-surface (1) ; add $660
- **PMB1** - Pattern module, Dubbel under-surface (1) ; add $408
- **PMD1** - Pattern module, Dean in-surface (1) ; add $491
- **PMO1** - Pattern module, Node in-surface (1) ; add $384

Ⓓ Select modesty panel.
- **NMP** - No modesty panel
- **LMP** - Laminate modesty panel
- **SMP** - Perforated steel modesty panel

See pricing column for full modesty panel upcharge.

Ⓔ Select edge color.
Refer to the **Product Color Options** page in this price list.

Ⓕ Select surface finish.
Refer to the **Product Color Options** page in this price list.

Ⓖ Select paint finish.
Refer to the **Product Color Options** page in this price list.
If chrome is specified with a steel modesty panel, modesty panel will be flannel.

Ⓗ Select grommet/module color.
Refer to the **Product Color Options** page in this price list.

Ⓘ Select base.
- **CST** - Casters
- **GLD** - Glides

Casters=2 locking/2 non-locking, black wheel, silver hub

FINISH INFORMATION

Additional Laminate Offering
Additional laminates beyond KI standard offering, are available with two weeks extended leadtime. To specify additional laminates, use these designators followed by the supplier's color/pattern code:

Formica - LF/supplier's color pattern code
Nevamar - LN/supplier's color pattern code
Wilsonart - LW/supplier's color pattern code

KI's standard laminate finish is the supplier's recommended finish for that color/pattern. Note: Nonstandard laminates from these suppliers (example: textured laminates) require a Product Modification Request. Contact customer service for details.

Color Match
KI offers the additional option of color matching paint, polypropylene, or wood stain through Product Modification Requests. Contact customer service for details.

INFORMATION
Contact KI Customer Service for specific models that are UL listed.

SPECIAL SERVICES

Special Carton Marking

With specially marked information	N/C

Shipping
Ships **knocked down, FOB Bonduel, WI 54107, freight prepaid.** Freight class 125.

Specifications and prices are subject to change without prior notice.

MyPlace™ Pillar™ Tables

Rectangular - 36" High w/Single Circuit, 18" and 24" Deep

MyPlace™ Pillar™ Tables
Rectangular - 36" High w/Single Circuit, 18" and 24" Deep

	A x B	MODEL NUMBER Basic Model	Edge Style	Power Option	Modesty Panel	Edge Color	Surface Finish	Paint Color	Grommet/ Module Color	Base	Approx. Packaged Weight	74P Edge (74P)	Laminate Modesty Panel add to list price	Steel Modesty Panel add to list price
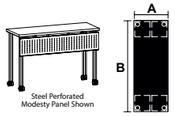	18 x 48"	PLPRM1848H36	□□□	□□□□	□□□	□□□	□□□	□□	□□□□	□□□	0.0#	$ 794	$ 334	$ 272
PLPRM **Rectangular Tables - 18"D** • Velcro wire managers, gangers and all electrical accessories (excluding infeed kits and table-to-table jumpers) are included • Infeed kits and table-to-table jumpers ordered separately • Tables are designed for maximum leg spacing • Glides and casters are not interchangeable without changing the height of the table • Ganger kit with 2 ganging hooks included • Post Leg at 36" high														
	24 x 48"	PLPRM2448H36	□□□	□□□□	□□□	□□□	□□□	□□	□□□□	□□□	0.0#	$ 838	$ 334	$ 272
PLPRM **Rectangular Tables - 24"D** • Velcro wire managers, gangers and all electrical accessories (excluding infeed kits and table-to-table jumpers) are included • Infeed kits and table-to-table jumpers ordered separately • Tables are designed for maximum leg spacing • Glides and casters are not interchangeable without changing the height of the table • Ganger kit with 2 ganging hooks included • Post Leg at 36" high														

Ⓐ Ⓑ Ⓒ Ⓓ Ⓔ Ⓕ Ⓖ Ⓗ Ⓘ

HOW TO ORDER

Indicate the following information on order form:
1. Quantity of each item.
2. Model number, including options. See "How To Build a Model Number".
3. Any special service required.

Note: • The □ indicates that a choice is required.
• The absence of the □ indicates that no choice is required.
• Alpha-numeric characters in place of □ indicate that no other alternatives are available.

HOW TO BUILD A MODEL NUMBER

Ⓐ Select basic model.

Ⓑ Select edge style.

74P	- 74P edge

Ⓒ Select power option.

PMA1	- Pattern module, Nacre in-surface (1) ; add $660
PMB1	- Pattern module, Dubbel under-surface (1) ; add $408
PMD1	- Pattern module, Dean in-surface (1) ; add $491
PMO1	- Pattern module, Node in-surface (1) ; add $384

Ⓓ Select modesty panel.

NMP	- No modesty panel
LMP	- Laminate modesty panel
SMP	- Perforated steel modesty panel

See pricing column for full modesty panel upcharge.

Ⓔ Select edge color.
Refer to the **Product Color Options** page in this price list.

Ⓕ Select surface finish.
Refer to the **Product Color Options** page in this price list.

Ⓖ Select paint finish.
Refer to the **Product Color Options** page in this price list.
If chrome is specified with a steel modesty panel, modesty panel will be flannel.

Ⓗ Select grommet/module color.
Refer to the **Product Color Options** page in this price list.

Ⓘ Select base.

CST	- Casters
GLD	- Glides

Casters=2 locking/2 non-locking, black wheel, silver hub

FINISH INFORMATION

Additional Laminate Offering

Additional laminates beyond KI standard offering, are available with two weeks extended leadtime. To specify additional laminates, use these designators followed by the supplier's color/pattern code:

Formica - LF/supplier's color pattern code
Nevamar - LN/supplier's color pattern code
Wilsonart - LW/supplier's color pattern code

KI's standard laminate finish is the supplier's recommended finish for that color/pattern.
Note: Nonstandard laminates from these suppliers (example: textured laminates) require a Product Modification Request. Contact customer service for details.

Color Match

KI offers the additional option of color matching paint, polypropylene, or wood stain through Product Modification Requests. Contact customer service for details.

INFORMATION

Contact KI Customer Service for specific models that are UL listed.

SPECIAL SERVICES

Special Carton Marking

With specially marked information	N/C

Shipping

Ships **knocked down, FOB Bonduel, WI 54107, freight prepaid.** Freight class 125.

Specifications and prices are subject to change without prior notice.

MyPlace™ Pillar™ Tables

Rectangular - 42" High w/Single Circuit, 18" and 24" Deep

MyPlace™ Pillar™ Tables
Rectangular - 42" High w/Single Circuit, 18" and 24" Deep

	A x B	MODEL NUMBER Basic Model	Edge Style	Power Option	Modesty Panel	Edge Color	Surface Finish	Paint Color	Grommet/ Module Color	Base	Approx. Packaged Weight	74P Edge (74P)	Laminate Modesty Panel add to list price	Steel Modesty Panel add to list price
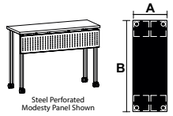 Steel Perforated Modesty Panel Shown	18 x 48"	PLPRM1848H42	□□□	□□□□	□□□	□□□	□□□	□□	□□□□	□□□	0.0#	$ 835	$ 334	$ 272
PLPRM **Rectangular Tables - 18"D** • Velcro wire managers, gangers and all electrical accessories (excluding infeed kits and table-to-table jumpers) are included • Infeed kits and table-to-table jumpers ordered separately • Tables are designed for maximum leg spacing • Glides and casters are not interchangeable without changing the height of the table • Ganger kit with 2 ganging hooks included • Post Leg at 42" high														
	24 x 48"	PLPRM2448H42	□□□	□□□□	□□□	□□□	□□□	□□	□□□□	□□□	0.0#	$ 873	$ 334	$ 272
PLPRM **Rectangular Tables - 24"D** • Velcro wire managers, gangers and all electrical accessories (excluding infeed kits and table-to-table jumpers) are included • Infeed kits and table-to-table jumpers ordered separately • Tables are designed for maximum leg spacing • Glides and casters are not interchangeable without changing the height of the table • Ganger kit with 2 ganging hooks included • Post Leg at 42" high														
		Ⓐ	Ⓑ	Ⓒ	Ⓓ	Ⓔ	Ⓕ	Ⓖ	Ⓗ	Ⓘ				

HOW TO ORDER

Indicate the following information on order form:
1. Quantity of each item.
2. Model number, including options. See "How To Build a Model Number".
3. Any special service required.

Note: • The □ indicates that a choice is required.
• The absence of the □ indicates that no choice is required.
• Alpha-numeric characters in place of □ indicate that no other alternatives are available.

HOW TO BUILD A MODEL NUMBER

Ⓐ Select basic model.

Ⓑ Select edge style.

74P	- 74P edge

Ⓒ Select power option.

PMA1	- Pattern module, Nacre in-surface (1) ; add $660
PMB1	- Pattern module, Dubbel under-surface (1) ; add $408
PMD1	- Pattern module, Dean in-surface (1) ; add $491
PMO1	- Pattern module, Node in-surface (1) ; add $384

Ⓓ Select modesty panel.

NMP	- No modesty panel
LMP	- Laminate modesty panel
SMP	- Perforated steel modesty panel

See pricing column for full modesty panel upcharge.

Ⓔ Select edge color.
Refer to the **Product Color Options** page in this price list.

Ⓕ Select surface finish.
Refer to the **Product Color Options** page in this price list.

Ⓖ Select paint finish.
Refer to the **Product Color Options** page in this price list.
If chrome is specified with a steel modesty panel, modesty panel will be flannel.

Ⓗ Select grommet/module color.
Refer to the **Product Color Options** page in this price list.

Ⓘ Select base.

CST	- Casters
GLD	- Glides

Casters=2 locking/2 non-locking, black wheel, silver hub

FINISH INFORMATION

Additional Laminate Offering

Additional laminates beyond KI standard offering, are available with two weeks extended leadtime. To specify additional laminates, use these designators followed by the supplier's color/pattern code:

Formica - LF/supplier's color pattern code
Nevamar - LN/supplier's color pattern code
Wilsonart - LW/supplier's color pattern code

KI's standard laminate finish is the supplier's recommended finish for that color/pattern.
Note: Nonstandard laminates from these suppliers (example: textured laminates) require a Product Modification Request. Contact customer service for details.

Color Match

KI offers the additional option of color matching paint, polypropylene, or wood stain through Product Modification Requests. Contact customer service for details.

INFORMATION

Contact KI Customer Service for specific models that are UL listed.

SPECIAL SERVICES

Special Carton Marking

With specially marked information	N/C

Shipping

Ships **knocked down, FOB Bonduel, WI 54107, freight prepaid.** Freight class 125.

Specifications and prices are subject to change without prior notice.

1330 Bellevue Street
P.O. Box 8100
Green Bay, WI 54308-8100
800.424.2432
ki.com

KI and Furnishing Knowledge are registered
trademarks of Krueger International, Inc.

© 2020 Krueger International, Inc.
All Rights Reserved.
Code KI-PLW-000035/KI/PDF

Furnishing Knowledge®

MYWAY® LOUNGE FURNITURE

PRICE LIST
December 11, 2013
Updated October 3, 2022

800.424.2432

Contents

Refer to KI Terms & Conditions document or visit ki.com.

Contents

Refer to KI Terms & Conditions document or visit ki.com.

Ordering C.O.M., C.O.L., and C.O.V.
- High Point 2
- Shipping Location 4

MyWay™ Lobby and Lounge Seating
- General Information 5
- Typicals 7

MyWay®
- Product Color Options 10
- Lobby and Lounge Seating 11
- Tables 26

Customer's Own Material ■

Specifications Form

January 2017

All fabrics, including COM, COL, KOM and in grades will be applied at the factory's discretion. If a pattern or stripe is to be applied in a certain direction, the customer MUST specify this in writing on the P.O. and attach a sample of the fabric with it running in the application direction to the P.O. Specifying fabric direction may increase the amount of COM or KOM yardage required. Check with KI Customer Service to see if an increase in yardage is necessary BEFORE specifying, ordering and sending COM and COL to the factory or having KOM quoted.

ALL C.O.M AND C.O.L SHIPMENTS MUST BE PREPAID TO:

KI
217 Feld Avenue
High Point, NC 27263

COM and COL must be identified as follows:
1. Name and address
2. Your purchase order number
3. Our style number to which fabric is to be applied
4. Supplier name and fabric name, number, and color

COLLECT SHIPMENTS WILL BE REFUSED.

SHIPMENT SCHEDULE WILL BE GIVEN WHEN ALL FABRIC IS RECEIVED FOR ENTIRE ORDER

YARDAGE REQUIREMENTS LISTED IN PRICE LIST ARE BASED ON PLAIN GOODS 54" WIDE. Fabrics less than 54" wide, or those requiring matching (stripes, plaids, prints, large patterns) will require additional yardage based on the fabric used and the item ordered. CONSULT MATRIX BELOW FOR ADDITIONAL YARDAGE NEEDED.

C.O.M. INCREASE MATRIX (The yardage matrix is also applicable to any reservations of KI Ingrade, Pallas, or KOM upholsteries).

This table is a general guide.

FABRIC WIDTH	PLAIN FABRIC	UNDER 7" REPEAT	8"-13" REPEAT	14"-21" REPEAT	22"-27" REPEAT	28"-33" REPEAT	34"-40" REPEAT	41"-48" REPEAT
54"	0	20%	25%	30%	45%	55%	70%	80%
51"-53"	15%	25%	30%	35%	50%	60%	80%	90%
48"-50"	20%	30%	35%	40%	55%	65%	85%	95%
45"-47"	30%	45%	50%	55%	60%	80%	90%	100%
36"-44"	50%	65%	70%	75%	80%	100%	110%	120%

FABRIC WITH DOUBLE REPEAT: IF USING A FABRIC WITH A DOUBLE REPEAT, PLEASE FOLLOW THIS FORMULA: TAKE THE TOTAL AMOUNT OF THE LARGER AND HALF OF THE SMALLER REPEAT; ADD TOGETHER TO FIND THE CORRECT OVERALL REPEAT. EXAMPLE: 10" VERTICAL WITH 14" HORIZONTAL WOULD BE 14+5=19.

IF FABRIC COMES IN ON MULTIPLE ROLLS, ONE ADDITIONAL YARD PER ROLL NEEDS TO BE ADDED TO THE YARDAGE REQUIREMENT.

SPECIAL NOTE: WE CAN ASSUME NO RESPONSIBILITY FOR THE DURABILITY OR TAILORING QUALITY OF CUSTOMER FURNISHED COVERINGS (C.O.M.) OR KOM. KOM: is fabric that KI will purchase for you at jobber's price (net) plus a nominal charge for handling, shipping, and managing.

1330 Bellevue Street • P. O. Box 8100 • Green Bay, WI 54308-8100 • Tel 1-800-424-2432 • www.ki.com
© 2012 KI All Rights Reserved • Litho in USA • Code KI-11588R4/KI/PDF/1216

Furnishing Knowledge®

Ordering COM, COL and COV
Information

Customer's Own Material ■

Specifications Form

January 2017

ADDITIONAL NOTES:
- Orders cannot go into production without the information listed at right.
- Attach memo sample to this approval sheet.
- If your order has been placed, list PO# _____
- The cost of the COM sample will be paid by the client.
- Even after preliminary approval, KI reserves the right to reject COM/COL if necessary when the quality is not satisfactory for the product to be upholstered. KI assumes no responsibility for its overall appearance, flammability, durability, color fastness or any other quality after upholstered on a KI product.

ALL COM MUST BE APPROVED.
Photocopy this form and submit with COM fabric for approval:

(This fabric approval is for the purpose of advising how to apply your COM fabric, verify yardage required, and suitability.)



YOUR COMPANY NAME_____

PHONE_____ FAX _____

Material Supplier_____

Material Name_____ Number _____

Material Color _____ Width _____

Vertical Repeat _____ Horizontal Repeat _____

Fiber Content _____

Direction Stripe/Pattern to be applied _____

COM TO BE USED ON THE FOLLOWING:

QTY PRODUCT NAME/NUMBER

_____ _____

_____ _____

_____ _____

_____ _____

_____ _____

1330 Bellevue Street • P. O. Box 8100 • Green Bay, WI 54308-8100 • Tel 1-800-424-2432 • www.ki.com
© 2012 KI All Rights Reserved • Litho in USA • Code KI-11588R4/KI/PDF/1216

Furnishing Knowledge®

Ordering COM, COL and COV
Information

C.O.M. SHIPPING LOCATION

Architectural Walls
- Evoke ..... MN
- Genius Walls ..... MN

Casegoods
- Aristotle Tackboards ..... MN
- Likha Tackboards ..... MN

Classroom Furniture
- Intellect Wave Chairs ..... GB
- Learn2 ..... GB
- Ruckus ..... GB

Desking
- 700 Series Desking ..... KP
- Balance Overheads ..... MN
- Genesis Desking ..... MN
- True Desking ..... KP
- Universal Overheads ..... MN
- WorkZone Desking ..... MN

Files & Storage
- 700 Series Pedestal Cushion ..... GB
- Connection Zone Pads ..... BW
- U-Series Pedestal Cushion ..... GB
- Tattoo ..... BW

Fixed Seating
- Concerto Auditorium Seating ..... BW
- Single Pedestal Seating ..... GB
- Jury Base Seating ..... GB
- Lancaster Auditorium Seating ..... BW
- Sequence Seating ..... GB
- University Seating ..... GB

Panel Systems
- All Terrain ..... KP
- Balance Overheads ..... MN
- System 3000 ..... MN
- Universal Overheads ..... MN
- Wireworks ..... MN
- Unite ..... MN

Residence Hall Furniture
- RoomScape Furniture ..... MN

Screens
- All Terrain ..... KP
- Connection Zone ..... BW
- True/Volition ..... KP
- Genesis ..... KP
- Tattoo ..... MN
- Universal ..... BW

Seating
- 400 Series Folding Chairs ..... BW
- 600 Series Folding Chairs ..... BW
- 600 Series Stools ..... BW
- Affina Collection ..... HN
- Altus Task Chairs ..... GB
- Apply Stack Chairs ..... GB
- Auditorium Folding Chairs ..... BW
- Calida Lounge Seating ..... HN
- Diem Task Chairs ..... OM
- Doni Collection ..... GB
- FourC Seating ..... GB
- Gladly Lounge Seating ..... VQ
- Grazie Seating ..... GB
- Hiatus Sleeper Bench ..... HN
- Hub Modular Lounge Seating ..... HN
- Impress Task Chairs ..... OM
- Impress Ultra Task Chairs ..... OM
- Jessa Lounge Seating ..... HN
- Jubilee Lounge Seating ..... VQ
- Katera Guest Chair ..... GB
- Kurv Benches ..... HN
- LaResta Day Beds ..... HN
- LimeLite ..... GB
- Lyra Lounge Seating ..... HN
- Maestro Stack Chairs ..... GB
- Matrix Stack Chairs ..... GB
- Medical & Laboratory Stools ..... OM
- MyPlace Lounge Seating ..... HN
- MyWay Seating ..... HN
- Oath Task Chairs and Stools ..... GB
- Opt4 ..... GB
- Pilot Task Chairs ..... OM
- Promenade Seating System ..... BW
- Ruckus ..... GB
- Sela Lounge Seating ..... HN
- Sift Task Chairs ..... GB
- Signia Task Chairs and Stools ..... OM
- Soltice Metal Collection ..... HN
- Soltice Multiple, Healthcare & Guest ..... HN
- Soltice II Healthcare Seating ..... HN
- Strive Multiple, Stack & Task ..... GB
- Sway ..... BW
- Tattoo ..... HN
- Torsion-on-the-Go! Nesting Chairs ..... GB
- Torsion Air Stack and Task Seating ..... GB
- Zoetry ..... HN

KI Manufacturing Sites - Customer's Own Material Shipment Manufacturing Site Addresses

BW
KI Bonduel
Attn: COM Storage
204 West South St.
Bonduel, WI 54107

HN
KI High Point
Attn: COM Storage
217 Feld Avenue
High Point, NC 27263

MN
KI Manitowoc
Attn: COM Storage
1400 S. 41st St.
Manitowoc, WI 54220

VQ
KI
Attn: COM Fabrics
6892 Marlin Circle
La Palma, CA 90623

GB
KI Green Bay
Attn: COM Storage
1687 Westminster Drive - Gate 3
Green Bay, WI 54302

KP
KI Pembroke
Attn: COM Storage
1000 Olympic Dr.
Pembroke, Ontario K8A6X7

OM
KI
Attn: COM Storage
1110 S. Mildred Ave.
Ontario, CA 91761

© 2022 Krueger International Inc. All Rights reserved. Code KI-FF-000059/KI/PDF/0822

MyWay™ Lobby and Lounge Seating
General Information

MyWay™ Lobby and Lounge Seating
General Information



	Armless Sled Chair (MYNN)	No Arm/Low Arm Sled Chair (MYNL or MYLN)	No Arm/High Arm Sled Chair (MYNH or MYHN)	No Arm/Work Arm Sled Chair (MYNW or MYWN)	Low Arm Sled Chair (MYLL)	Low Arm/High Arm Sled Chair (MYLH or MYHL)
General Dimensions						
Seat width	32-3/4"	26"	26"	26"	20"	20"
Seat depth	20"	20"	20"	20"	20"	20"
Seat height	18"	18"	18"	18"	18"	18"
Arm width		4-1/4"	4-1/4"	11" Front of Work Arm	4-1/4"	4-1/4"
Arm height		21"	29-1/2"	29-1/2"	21"	21" Low Arm/ 29-1/2" High Arm
Overall Dimensions						
Width	33"	33"	36"	36"	33"	36"
Depth	32"	33"	34-1/2"	33-1/2"	33"	34-1/2"
Height	29-1/2"	29-1/2"	29-1/2"	29-1/2"	29-1/2"	29-1/2"
Tablet width				9-1/2"		
Tablet depth				13-3/8"		



	Low Arm/Work Arm Sled Chair (MYLW or MYWL)	High Arm Sled Chair (MYHH)	High Arm/Work Arm Sled Chair (MYHW or MYWH)	Small End Table (MYTB9012)	End Table (MYTB9013)	Coffee Table (MYTB9014)
General Dimensions						
Seat width	20"	20"	20"			
Seat depth	20"	20"	20"			
Seat height	18"	18"	18"			
Arm width	11" Front of Work Arm/ 4-1/4" Low Arm	4-1/4"	11" Front of Work Arm/ 4-1/4" High Arm			
Arm height	21" Low Arm/ 29-1/2" High Arm	29-1/2"	29-1/2"			
Overall Dimensions						
Width	36"	40"	40"	24"	24"	42"
Depth	33-1/2"	34-1/2"	34-1/2"	24"	24"	24"
Height	29-1/2"	29-1/2"	29-1/2"	16"	22"	16"
Tablet width	9-1/2"		9-1/2"			
Tablet depth	13-3/8"		13-3/8"			

UPHOLSTERY INFORMATION

C.O.M. Fabric
For C.O.M. fabric sent to KI-High Point on multiple rolls, add an additional yard of fabric per roll to the yardage requirements. Multiple rolls have shorter pieces of fabric on them and do not allow nesting and stacking of the fabric to achieve the best yeild as is done with one large roll. This results in yardage shortages and requests for additional fabric from the client, which can delay an order. For each roll that is sent, one yard needs to be added to one of the rolls, not separately.

Fabric Disclaimer
Fabric will be applied as swatched by the fabric manufacturer. Fabric that is required to be applied differently than is swatched will need a Product Modification Request written specifying the direction the fabric is to be applied.

FINISH INFORMATION

Color Match
KI offers the additional option of color matching paint, polypropyleene, or wood stain through Product Modification Requests. Contact Customer Service for details.

INFORMATION

Warranty
Refer to KI Terms & Conditions document or visit ki.com

MyWay™ Lobby and Lounge Seating
General Information

MyWay™ Lobby and Lounge Seating
General Information



	Armless 4-Leg Chair (MYNN4L)	No Arm/Low Arm 4-Leg Chair (MYNL4L or MYLN4L)	No Arm/High Arm 4-Leg Chair (MYNH4L or MYHN4L)	No Arm/Work Arm 4-Leg Chair (MYNW4L or MYWN4L)	Low Arm 4-Leg Chair (MYLL4L)	Low Arm/High Arm 4-Leg Chair (MYLH4L or MYHL4L)
General Dimensions						
Seat width	32-3/4"	26"	26"	26"	20"	20"
Seat depth	20"	20"	20"	20"	20"	20"
Seat height	18"	18"	18"	18"	18"	18"
Arm width		4-1/4"	4-1/4"	11" Front of Work Arm	4-1/4"	4-1/4"
Arm height		21"	29-1/2"	29-1/2"	21"	21" Low Arm/ 29-1/2" High Arm
Overall Dimensions						
Width	33"	33"	36"	36"	33"	36"
Depth	32"	33"	34-1/2"	33-1/2"	33"	34-1/2"
Height	29-1/2"	29-1/2"	29-1/2"	29-1/2"	29-1/2"	29-1/2"
Tablet width				9-1/2"		
Tablet depth				13-3/8"		



	Low Arm/Work Arm 4-Leg Chair (MYLW4L or MYWL4L)	High Arm 4-Leg Chair (MYHH4L)	High Arm/Work Arm 4-Leg Chair (MYHW4L or MYWH4L)
General Dimensions			
Seat width	20"	20"	20"
Seat depth	20"	20"	20"
Seat height	18"	18"	18"
Arm width	11" Front of Work Arm/ 4-1/4" Low Arm	4-1/4"	11" Front of Work Arm/ 4-1/4" High Arm
Arm height	21" Low Arm/ 29-1/2" High Arm	29-1/2"	29-1/2"
Overall Dimensions			
Width	36"	40"	40"
Depth	33-1/2"	34-1/2"	34-1/2"
Height	29-1/2"	29-1/2"	29-1/2"
Tablet width	9-1/2"		9-1/2"
Tablet depth	13-3/8"		13-3/8"

UPHOLSTERY INFORMATION

C.O.M. Fabric
For C.O.M. fabric sent to KI-High Point on multiple rolls, add an additional yard of fabric per roll to the yardage requirements. Multiple rolls have shorter pieces of fabric on them and do not allow nesting and stacking of the fabric to achieve the best yeild as is done with one large roll. This results in yardage shortages and requests for additional fabric from the client, which can delay an order. For each roll that is sent, one yard needs to be added to one of the rolls, not separately.

Fabric Disclaimer
Fabric will be applied as swatched by the fabric manufacturer. Fabric that is required to be applied differently than is swatched will need a Product Modification Request written specifying the direction the fabric is to be applied.

FINISH INFORMATION

Color Match
KI offers the additional option of color matching paint, polypropyleene, or wood stain through Product Modification Requests. Contact Customer Service for details.

INFORMATION

Warranty
Refer to KI Terms & Conditions document or visit ki.com

MyWay™ Lobby and Lounge Seating
General Information

Frame Construction - Frames and Arms
Frames and Arms are constructed of 6/4 lumber kiln dried to a moisture content of six to eight percent and laminated hardwood plywood ¾" in thickness. All mainframe joints are doweled or interlocked and glued. Stress points are further reinforced with the use of glued and screwed corner blocks.

Suspension - Seat and Back
The seat and back are sprung with stretch webbing stapled into position and covered with a layer of FLW (reinforced non-woven fiber sheet)

Foam Specifications
Seats and Backs
Tight seats and backs are filled with a layer of 4" polyurethane foam with a density of 2.5 and a compression of 35 pounds. This foam is covered with a layer of ¼" super soft foam.

Arms
Arm tops are 1½" thick polyurethane foam with a density of 4.6 and compression of 150 lb. ¼" polyurethane foam is around the entire arm and has a 1.5 density and 45 pound compression.

Other Surfaces
Other top surfaces are 1½" thick polyurethane foam with a density of 4.6 and compression of 150 lb. ¼" polyurethane foam covers these surfaces with a 1.5 density and 45 pound compression.

Optional Cup Holder
Cup holder is made of machined aluminum, finished with a clear anodized protective coating. It has an inside diameter of 2¾" and a 1½" depth. Outside diameter is 3" with a 3¾" diameter top rim.

Optional Ganger
UL HB rated nylon hooks and glass filled nylon pegs are mounted to 14-gauge steel plates with thread locking screws and steel inserts. The ganging plate assemblies are mounted to the wood frame using #10 x 1½" wood screws. Gangers are limited to No Arm or Low Arm side-to-side ganging only.

Base Construction
Sled bases are 1" O.D. x 16-gauge round steel tubing welded to a 14-gauge steel mounting plate. Bases are secured to the lounge frame with #10 x 1½" steel pan head wood screws. Chrome is an optional finish. Powder-coat paint is standard.

Post legs are solid machined aluminum, bolted to a 10-gauge steel plate. Post legs are then secured to the lounge frame with #10 x 1½" steel pan head wood screws. The aluminum leg posts are polished to a "mirror" finish.

Work Arm Tablet
The work arm functional tablet is constructed with a 15 mm thick Baltic Birch plywood core, with a .030" thick phenolic paper backer. The edges are shaped, sanded and coated with a clear lacquer finish. The top surface is .040" thick high pressure laminate, available in standard KI color and pattern choices. See Color Addendum for details. The work arm tablet is field-replaceable.

Optional AC Power and USB Charger (available on Work Arm, High Arm, Low Arm)
The USB/AC power module houses one 125-volt, 15-amp AC outlet and two 5V DC, USB (type 2.0 and type 3.0 compatible) charging plug-in receptacles with 2.1-amp DC total power (no data). The power cord is a 14-AWG 15-amp NEMA rated three conductor SJT, with a three-prong grounded plug. 54" of exposed cord extends from the bottom (back corner, work arm side) of the chair. The circuitry is contained in an extruded aluminum housing. The power cord is strain-relief mounted to the rear of the housing. The entire electrical power module assembly is UL listed and passes a UL spill test rating for protection against liquids. Both USB ports can power and charge separate electrical devices, simultaneously. The Optional Power Module is available in three powder-coat colors: Black, White, and Silver.

Model/Family Numbers
* Table Families—MYTB

Base Construction
Table bases are ¾" O.D. 16-gauge round steel tubing, welded to a 12-gauge steel spider. The legs are fastened to the table top with #10 x ¾" long wood screws. The bases are finished in optional chrome. Powder-coat paint is available in standard KI paint colors. See Color Addendum.

Table Top Construction
Table tops consist of .035" thick plastic laminate top surface glued over 45lb density particle board. A 1/32" phenolic backer is laminated on the underside for balanced laminate construction and helps prevent moisture absorption in the core material. Finished table top thickness is 1¼". The table edge band is KI 2mm polypropylene (74P) and is available in a variety of colors. Laminate colors are per KI Color Addendum.

Optional AC Power and USB Charger - MyWay Table
The USB/AC power module houses two 125-volt, 15-amp AC outlets and four 5V DC, USB (type 2.0 and type 3.0 compatible) charging plug-in receptacles with 2.1-amp DC total power (no data). The power cord is a 10ft long, 14AWG, 15amp NEMA rated three conductor SJT, with a three prong grounded plug. The circuitry is contained in an extruded aluminum housing. The power cord is strain relief mounted to the rear of the housing. The entire electrical power module assembly is UL listed, having a UL spill test rating for protection against liquids.

All USB ports can power and charge separate tablet or mobile devices simultaneously.

The Optional Power Module is available in three powder-coat colors (Black, White, Silver) and is only available on the 24" x 42" x 16" size table.

Floor Glides
Floor glides are natural nylon, friction-fitted into the steel tube frame.

MyWay's Optional Power Locations

Work Arm

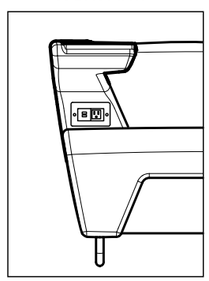

High Arm

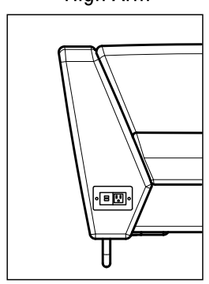

Low Arm

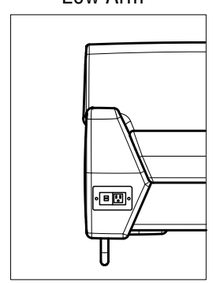

Coffee Table



*Power can be specified on either the left-facing side, or the right-facing side of MyWay Lounge chairs. (Left-facing side power shown in images above)

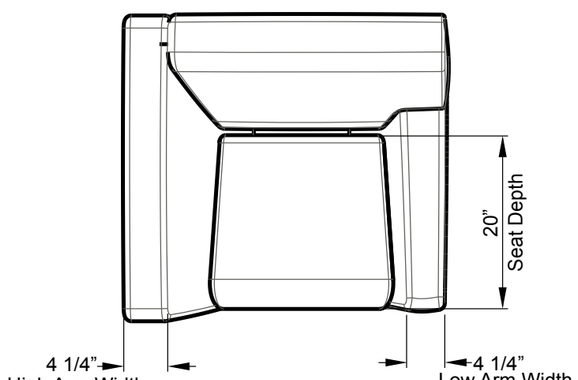

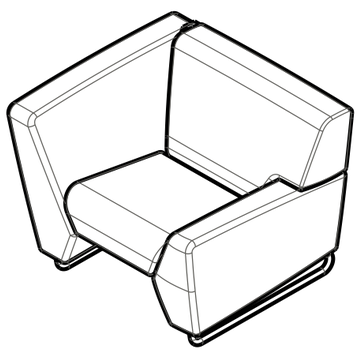

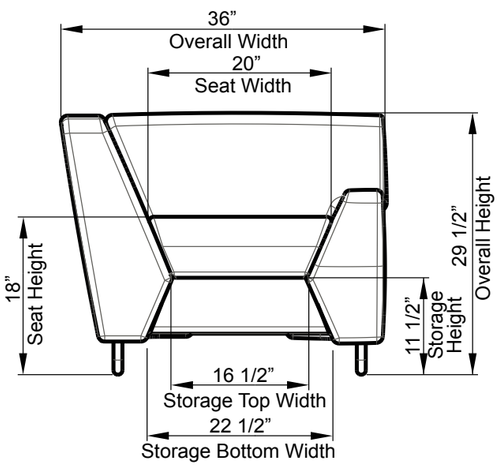

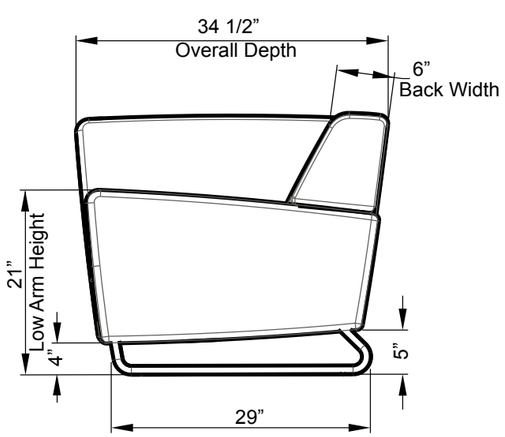

Model MYHL

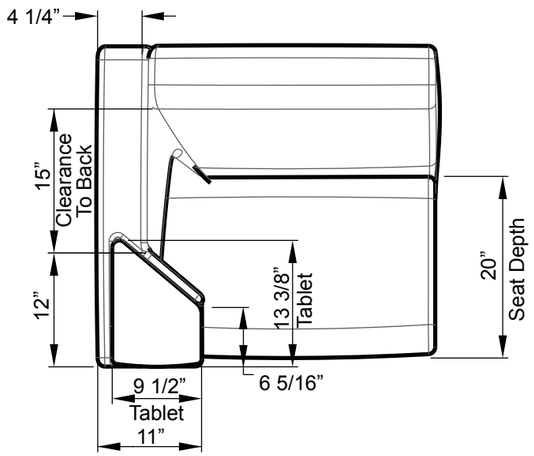

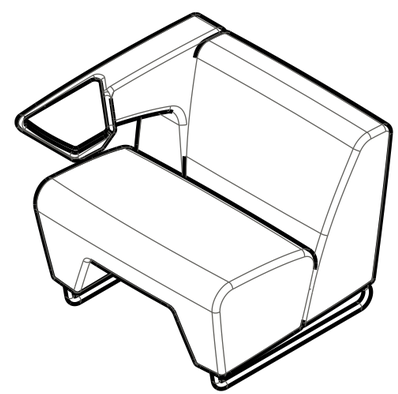

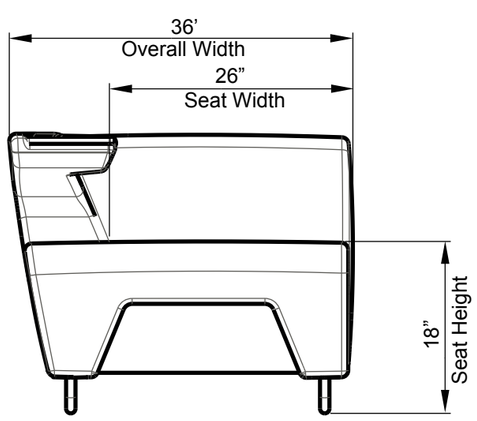

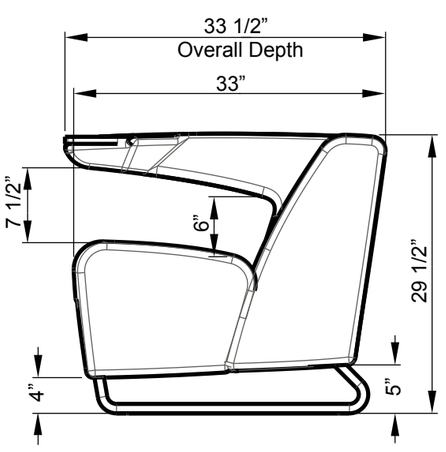

Model MYWN

MyWay™ Lobby and Lounge Seating
Typicals

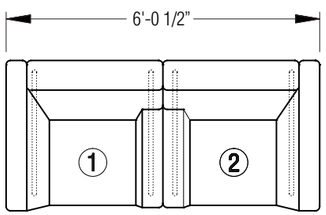

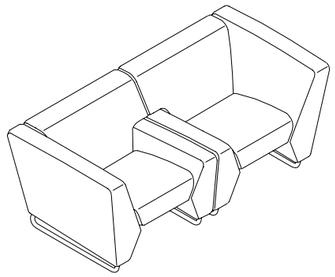

ITEM	QTY	MODEL
1	1	MYHL
2	1	MYLH

Two Seat - Low Arm/High Arm Configuration

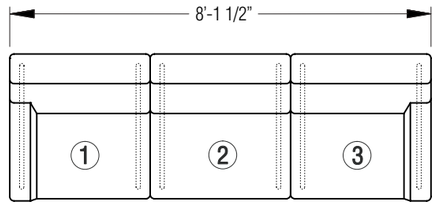

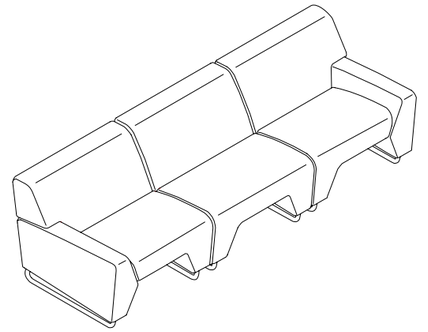

ITEM	QTY	MODEL
1	1	MYLN
2	1	MYNN
3	1	MYNL

Three Seat - Low Arm/No Arm Configuration

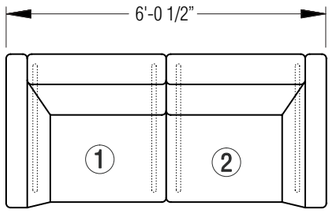

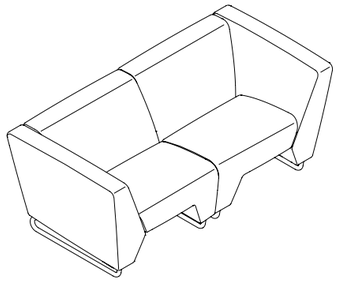

ITEM	QTY	MODEL
1	1	MYHN
2	1	MYNH

Two Seat - No Arm/High Arm Configuration

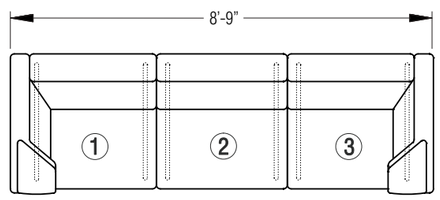

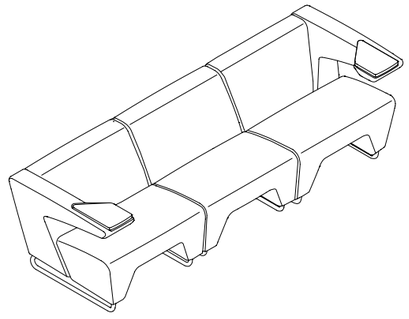

ITEM	QTY	MODEL
1	1	MYWN
2	1	MYNN
3	1	MYNW

Three Seat - Work Arm/No Arm Configuration

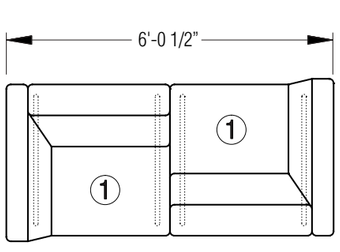

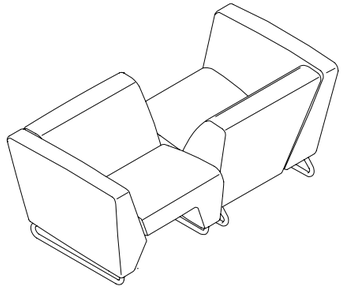

ITEM	QTY	MODEL
1	2	MYHN

Two Seat - No Arm/High Arm Configuration

MyWay®
Product Color Options

Base Finish

Black	BL
Blue Grey	GR
Bronze Metallic	ZM
Cayenne	CY
Champagne Metallic	CM
Chrome	CH
Cool Grey	CG
Cottonwood	CO
Earthen Clay	EY
Espresso Metallic	EX
Everglade Shade	EV
Flannel	FN
Glitz Metallic	GZ
Hazy Jade	HJ
Honey Bee	HY
Light Tone	LG
Mardi Gras	MG
Misty Brown	MY
Nemo	NE
Nordic	ND
Poppy Red	PR
Purple Haze	PH
Rubber Ducky	RK
Sand	SA
Sky Blue	SK
Starlight Silver Metallic	SX
Surf's Up	SP
Twilight Shadow	TI
Ultra Blue	UB
Warm Grey	WG
Zesty Lime	ZL

Laminate Color

Belair	LBQ
Biltmore Cherry	LBT
Black	LBK
Brighton Walnut	LBW
Canyon Zephyr	LCA
Castle Oak	LCO
Casual Linen	LCU
Cherry Storm	LCX
Classic Linen	LCI
Cloud Zephyr	LCL
Cocobala	LCC
Crisp Linen	LRI
Desert Zephyr	LDZ
Dove Grey	LDG
Fired Steel	LIL
Flax Linen	LXF
Florence Walnut	LFC
Forged Steel	LOL
Friston Ash	LFH
Frosty White	LFW
Graphite Nebula	LGN
Grey	LGE
High Rise	LHE
Hollyberry	LHY
Irish Linen	LIH
Island	LID
Italian Silver Ash	LIT
Kensington Maple	LKM
Lapis Blue	LLB
Markerboard White	LMK
Misted Zephyr	LMR
Monticello Maple	LMT
Nickel Evolv	LNV
North Sea	LNA
Ocean	LON
Pearl Bisque	LPB
Pearl Silver	LPS
Pressed Linen	LPR
River Cherry	LRY
Rugged Linen	LRG
Satin Stainless	LSS
Shadow Zephyr	LSR
Silicon evolv	LSV
Sterling Ash	LAZ
Tailored Linen	LTL
Titanium evolv	LTV
White Nebula	LWL
White Sand	LWN
Windsor Mahogany	LWY

Tablet edge finish is always Natural on Beech.

Table Edge Color

Belair	EBQ
Biltmore Cherry	EBT
Black	EBL
Blue Grey	EGR
Brighton Walnut	EBW
Castle Oak	ECO
Cayenne	ECY
Cherry Storm	ECX
Cocobala	ECC
Cool Grey	ECG
Earthen Clay	EEY
Everglade Shade	EEV
Flannel	EFN
Florence Walnut	EFC
Friston Ash	EFH
Frosty White	EFW
Hazy Jade	EHJ
Honey Bee	EHY
Italian Silver Ash	EIT
Kensington Maple	EKM
Light Tone	ELG
Mardi Gras	EMG
Misty Brown	EMY
Monticello Maple	EMT
Multiplex	EMB
Nemo	ENE
Nordic	END
Poppy Red	EPR
Purple Haze	EPH
River Cherry	ERY
Rubber Ducky	ERK
Sand	ESA
Sky Blue	ESK
Sterling Ash	EAZ
Surf's Up	ESP
Twilight Shadow	ETI
Ultra Blue	EUB
Warm Grey	EWG
Windsor Mahogany	EWY
Zesty Lime	EZL

MyWay®
Lobby and Lounge Seating

	MODEL	Features	MODEL NUMBER: Basic Model	Non-Contrast or Fabric Contrast 1	Base Finish	Ganging Option	Glide Option	Moisture Barrier	Approx. Packaged Weight	Grade C.O.M.	Grade C	Grade D	Grade E & C.O.L.	Grade F	Grade G	Grade H	Grade I	Grade J	Grade K	Grade L Leather	Grade M Leather	Moisture Barrier add to list price
 MYN1	**No Arm Sled Base Lounge** • Non-contrast C.O.M = 4 yds	Non-contrast	MYNN/NC	□□□□	□□	□□□	□□	□□□	80.0#	$ 2014	$ 2198	$ 2246	$ 2303	$ 2343	$ 2419	$ 2498	$ 2594	$ 2786	$ 2980	$ 3175	$ 3560	$ 197
 MYN1	**No Arm 4-Leg Lounge** • Non-contrast C.O.M = 4 yds	Non-contrast	MYNN4L/NC	□□□□		□□□		□□□	80.0#	$ 2343	$ 2525	$ 2573	$ 2633	$ 2670	$ 2746	$ 2825	$ 2923	$ 3116	$ 3309	$ 3502	$ 3889	$ 197
			Ⓐ	Ⓑ	Ⓒ	Ⓓ	Ⓔ	Ⓕ														

HOW TO ORDER

Indicate the following information on order form:
1. Quantity of each item.
2. Model number, including options. See “How To Build a Model Number”.
3. Any special service required.

Note: • The □ indicates that a choice is required.
- The absence of the □ indicates that no choice is required.
- Alpha-numeric characters in place of □ indicate that no other alternatives are available.

HOW TO BUILD A MODEL NUMBER

Ⓐ Select basic model.

Ⓑ Select non-contrast or fabric contrast 1.
Refer to **ki.com/fabrics**

Ⓒ Select base finish color.
Refer to the **Product Color Options** page in this price list.

Ⓓ Select ganging option.

HNG	- No gangers
HWG	- Ganging; add $71

Two ganging assemblies shipped per unit.

Ⓔ Select glide option.

NGL	- No glides
GNY	- Nylon glides (black); add $6

Ⓕ Select moisture barrier.

NMB	- No moisture barrier
MB	- Moisture barrier

See pricing column for moisture barrier upcharge.

INFORMATION

C.O.M. Requirements
C.O.M. yardage requirements listed above are based on plain goods 54” wide. If less than 54” wide or fabrics requiring matching (stripes, plaids, prints, large patterns), additional yardage will be needed. Consult C.O.M. matrix on the Ordering C.O.M. and C.O.L. page for additional yardage needed. For C.O.M. fabric sent to KI-High Point on multiple rolls, add an additional yard of fabric per roll to the yardage requirements.

C.O.L. Requirements
Figure 18 sq. ft. of leather (C.O.L.) for each yard shown (i.e., 4.75 x 18 = 85.5 sq. ft.).

Contrasting Upholstery
When contrasting fabric is chosen, price at highest in-grade.

Minimum Fabric/Leather Quantity
Minimum order for fabric is 1 yard. Minimum order for leather is 1 hide (approximately 50 sq. ft).

California TB133 Fire Safety Code
For California Technical Bulletin 133 compliant models, a Product Modification Request in required. Contact Customer Service for details.

Model	
MYNN	$277
MYNN4L	$277

OPTIONS

Sled Glide Option
To order sled glides (polycarbonate), add /SG to the end of the model number and add upcharge.

Model	
All Sled Base Models	$6

NOTE

Ganging
Only Low Arm to Low Arm, No Arm to No Arm, and No Arm to Low Arm sides will gang together. Work Arm and High Arm sides cannot gang.

SPECIAL SERVICES

Special Carton Marking

With specially marked information	N/C

Shipping
Ships **assembled, FOB High Point, NC 27263, freight prepaid.** Freight class 175

Specifications and prices are subject to change without prior notice.

MyWay®
Lobby and Lounge Seating

	Features	MODEL NUMBER Basic Model	Non-Contrast or Fabric Contrast 1	Fabric Contrast 2	Base Finish	Cup Holder	Glide Option	Power Option	Power Location	Ganging Option	Moisture Barrier	Approx. Packaged Weight	Grade C.O.M.	Grade C	Grade D	Grade E & C.O.L.	Grade F	Grade G	Grade H	Grade I	Grade J	Grade K	Grade L Leather	Grade M Leather	Moisture Barrier add to list price
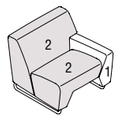	Non-contrast	MYNL/NC	□□□□		□□	□□□	□□	□□□	RFP	□□□	□□□	90.0#	$ 2208	$ 2418	$ 2474	$ 2540	$ 2583	$ 2672	$ 2761	$ 2873	$ 3091	$ 3314	$ 3532	$ 3974	$ 204
	Contrast	MYNL/FC	□□□□	□□□□	□□	□□□	□□	□□□	RFP	□□□	□□□	90.0#	2289	2500	2555	2621	2665	2753	2843	2953	3175	3394	3616	4058	204
MYL2																									
Left Facing No Arm/ Right Facing Low Arm Sled Base Lounge																									
• Non-contrast C.O.M = 4 yds																									
• 1 = Arm (Fabric Contrast 1) C.O.M. = 1.5 yd • 2 = Seat and back (Fabric Contrast 2) C.O.M. = 3.25 yd																									
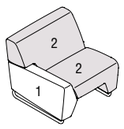	Non-contrast	MYLN/NC	□□□□		□□	□□□	□□	□□□	LFP	□□□	□□□	90.0#	$ 2208	$ 2418	$ 2474	$ 2540	$ 2583	$ 2672	$ 2761	$ 2873	$ 3091	$ 3314	$ 3532	$ 3974	$ 204
	Contrast	MYLN/FC	□□□□	□□□□	□□	□□□	□□	□□□	LFP	□□□	□□□	90.0#	2289	2500	2555	2621	2665	2753	2843	2953	3175	3394	3616	4058	204
MYL2																									
Left Facing Low Arm/ Right Facing No Arm Sled Base Lounge																									
• Non-contrast C.O.M = 4.75 yds																									
• 1 = Arm (Fabric Contrast 1) C.O.M. = 1.5 yd • 2 = Seat and back (Fabric Contrast 2) C.O.M. = 3.25 yd																									



HOW TO ORDER

Indicate the following information on order form:
1. Quantity of each item.
2. Model number, including options. See "How To Build a Model Number".
3. Any special service required.

Note: • The □ indicates that a choice is required.
- The absence of the □ indicates that no choice is required.
- Alpha-numeric characters in place of □ indicate that no other alternatives are available.

HOW TO BUILD A MODEL NUMBER

A Select basic model.

B Select non-contrast or fabric contrast 1.
Refer to **ki.com/fabrics**

C Select fabric contrast 2.
Refer to **ki.com/fabrics**

D Select base finish color.
Refer to the **Product Color Options** page in this price list.

E Select cup holder option.

MNCH	- No cup holder
MWLC	- Left facing cup holder; add $226
MWRC	- Right facing cup holder; add $226

Cup holder is available on Low Arm only.

F Select glide option.

NGL	- No glides
GNY	- Nylon glides (black); add $6

G Select power option.

NP	- No power
MPB	- Black power module; add $335
MPS	- Silver power module; add $335
MPW	- White power module; add $335

H Select location of power.

LFP	- Left facing power
RFP	- Right facing power

No location selection is needed if No Power (NP) is selected.

I Select ganging option.

HNG	- No gangers
HWG	- Ganging; add $71

Two ganging assemblies shipped per unit.

J Select moisture barrier.

NMB	- No moisture barrier
MB	- Moisture barrier

See pricing column for moisture barrier upcharge.

INFORMATION

C.O.M. Requirements
C.O.M. yardage requirements listed above are based on plain goods 54" wide. If less than 54" wide or fabrics requiring matching (stripes, plaids, prints, large patterns), additional yardage will be needed. Consult C.O.M. matrix on the Ordering C.O.M. and C.O.L. page for additional yardage needed. For C.O.M. fabric sent to KI-High Point on multiple rolls, add an additional yard of fabric per roll to the yardage requirements.

C.O.L. Requirements
Figure 18 sq. ft. of leather (C.O.L.) for each yard shown (i.e., 4.75 x 18 = 85.5 sq. ft.).

Contrasting Upholstery
When contrasting fabric is chosen, price at highest in-grade.

Minimum Fabric/Leather Quantity
Minimum order for fabric is 1 yard. Minimum order for leather is 1 hide (approximately 50 sq. ft).

California TB133 Fire Safety Code
For California Technical Bulletin 133 compliant models, a Product Modification Request in required. Contact Customer Service for details.

Model	
MYNL	$298
MYLN	$298
MYNL4L	$298
MYLN4L	$298

OPTIONS

Sled Glide Option
To order sled glides (polycarbonate), add /SG to the end of the model number and add upcharge.

Model	
All Sled Base Models	$6

NOTE

Ganging
Only Low Arm to Low Arm, No Arm to No Arm, and No Arm to Low Arm sides will gang together. Work Arm and High Arm sides cannot gang.

SPECIAL SERVICES

Special Carton Marking

With specially marked information	N/C

Shipping
Ships **assembled, FOB High Point, NC 27263, freight prepaid.** Freight class 175

Specifications and prices are subject to change without prior notice.

MyWay®
Lobby and Lounge Seating

	Features	MODEL NUMBER Basic Model	Non-Contrast or Fabric Contrast 1	Fabric Contrast 2	Cup Holder	Power Option	Power Location	Ganging Option	Moisture Barrier	Approx. Packaged Weight	Grade C.O.M.	Grade C	Grade D	Grade E & C.O.L.	Grade F	Grade G	Grade H	Grade I	Grade J	Grade K	Grade L Leather	Grade M Leather	Moisture Barrier add to list price
	Non-contrast	MYNL4L/NC	□□□□		□□□	□□□	RFP	□□□	□□□	90.0#	$ 2537	$ 2745	$ 2801	$ 2868	$ 2913	$ 2998	$ 3088	$ 3199	$ 3420	$ 3639	$ 3861	$ 4304	$ 204
	Contrast	MYNL4L/FC	□□□□	□□□□	□□□	□□□	RFP	□□□	□□□	90.0#	2617	2827	2884	2950	2994	3081	3171	3282	3502	3723	3941	4384	204
MYL2																							
Left Facing No Arm/ Right Facing Low Arm 4-Leg Lounge																							
• Non-contrast C.O.M = 4 yds																							
• 1 = Arm (Fabric Contrast 1) C.O.M. = 1.5 yd • 2 = Seat and back (Fabric Contrast 2) C.O.M. = 3.25 yd																							
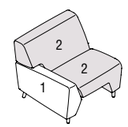	Non-contrast	MYLN4L/NC	□□□□		□□□	□□□	LFP	□□□	□□□	90.0#	$ 2537	$ 2745	$ 2801	$ 2868	$ 2913	$ 2998	$ 3088	$ 3199	$ 3420	$ 3639	$ 3861	$ 4304	$ 204
	Contrast	MYLN4L/FC	□□□□	□□□□	□□□	□□□	LFP	□□□	□□□	90.0#	2617	2827	2884	2950	2994	3081	3171	3282	3502	3723	3941	4384	204
MYL2																							
Left Facing Low Arm/ Right Facing No Arm 4-Leg Lounge																							
• Non-contrast C.O.M = 4.75 yds																							
• 1 = Arm (Fabric Contrast 1) C.O.M. = 1.5 yd • 2 = Seat and back (Fabric Contrast 2) C.O.M. = 3.25 yd																							
		Ⓐ	Ⓑ	Ⓒ	Ⓓ	Ⓔ	Ⓕ	Ⓖ	Ⓗ														

HOW TO ORDER

Indicate the following information on order form:
1. Quantity of each item.
2. Model number, including options. See "How To Build a Model Number".
3. Any special service required.

Note: • The □ indicates that a choice is required.
- The absence of the □ indicates that no choice is required.
- Alpha-numeric characters in place of □ indicate that no other alternatives are available.

HOW TO BUILD A MODEL NUMBER

Ⓐ Select basic model.

Ⓑ Select non-contrast or fabric contrast 1.
Refer to **ki.com/fabrics**

Ⓒ Select fabric contrast 2.
Refer to **ki.com/fabrics**

Ⓓ Select cup holder option.

MNCH	- No cup holder
MWLC	- Left facing cup holder; add $226
MWRC	- Right facing cup holder; add $226

Cup holder is available on Low Arm only.

Ⓔ Select power option.

NP	- No power
MPB	- Black power module; add $335
MPS	- Silver power module; add $335
MPW	- White power module; add $335

Ⓕ Select location of power.

LFP	- Left facing power
RFP	- Right facing power

No location selection is needed if No Power (NP) is selected.

Ⓖ Select ganging option.

HNG	- No gangers
HWG	- Ganging; add $71

Two ganging assemblies shipped per unit.

Ⓗ Select moisture barrier.

NMB	- No moisture barrier
MB	- Moisture barrier

See pricing column for moisture barrier upcharge.

INFORMATION

C.O.M. Requirements
C.O.M. yardage requirements listed above are based on plain goods 54" wide. If less than 54" wide or fabrics requiring matching (stripes, plaids, prints, large patterns), additional yardage will be needed. Consult C.O.M. matrix on the Ordering C.O.M. and C.O.L. page for additional yardage needed. For C.O.M. fabric sent to KI-High Point on multiple rolls, add an additional yard of fabric per roll to the yardage requirements.

C.O.L. Requirements
Figure 18 sq. ft. of leather (C.O.L.) for each yard shown (i.e., 4.75 x 18 = 85.5 sq. ft.).

Contrasting Upholstery
When contrasting fabric is chosen, price at highest in-grade.

Minimum Fabric/Leather Quantity
Minimum order for fabric is 1 yard. Minimum order for leather is 1 hide (approximately 50 sq. ft).

California TB133 Fire Safety Code
For California Technical Bulletin 133 compliant models, a Product Modification Request in required. Contact Customer Service for details.

Model	
MYNL	$298
MYLN	$298
MYNL4L	$298
MYLN4L	$298

NOTE

Ganging
Only Low Arm to Low Arm, No Arm to No Arm, and No Arm to Low Arm sides will gang together. Work Arm and High Arm sides cannot gang.

SPECIAL SERVICES

Special Carton Marking

With specially marked information	N/C

Shipping
Ships **assembled, FOB High Point, NC 27263, freight prepaid.** Freight class 175

Specifications and prices are subject to change without prior notice.

MyWay®
Lobby and Lounge Seating

	Features	MODEL NUMBER Basic Model (A)	Non-Contrast or Fabric Contrast 1 (B)	Fabric Contrast 2 (C)	Base Finish (D)	Glide Option (E)	Power Option (F)	Power Location (G)	Ganging Option (H)	Moisture Barrier (I)	Approx. Packaged Weight	Grade C.O.M.	Grade C	Grade D	Grade E & C.O.L.	Grade F	Grade G	Grade H	Grade I	Grade J	Grade K	Grade L Leather	Grade M Leather	Moisture Barrier add to list price
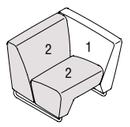	Non-contrast	MYNH/NC	□□□□		□□	□□	□□□	RFP	□□□	□□□	105.0#	$ 2420	$ 2655	$ 2719	$ 2793	$ 2843	$ 2942	$ 3042	$ 3166	$ 3414	$ 3662	$ 3910	$ 4407	$ 207
	Contrast	MYNH/FC	□□□□	□□□□	□□	□□	□□□	RFP	□□□	□□□	105.0#	2502	2738	2801	2876	2925	3024	3124	3247	3494	3743	3993	4488	207
MYN2																								
Left Facing No Arm/ Right Facing High Arm Sled Base Lounge																								
• Non-contrast C.O.M = 4.5 yds																								
• 1 = Arm (Fabric Contrast 1) C.O.M. = 2.5 yd • 2 = Seat and back (Fabric Contrast 2) C.O.M. = 3 yd																								
	Non-contrast	MYHN/NC	□□□□		□□	□□	□□□	LFP	□□□	□□□	105.0#	$ 2420	$ 2655	$ 2719	$ 2793	$ 2843	$ 2942	$ 3042	$ 3166	$ 3414	$ 3662	$ 3910	$ 4407	$ 207
	Contrast	MYHN/FC	□□□□	□□□□	□□	□□	□□□	LFP	□□□	□□□	105.0#	2502	2738	2801	2876	2925	3024	3124	3247	3494	3743	3993	4488	207
MYN2																								
Left Facing High Arm/ Right Facing No Arm Sled Base Lounge																								
• Non-contrast C.O.M = 4.5 yds																								
• 1 = Arm (Fabric Contrast 1) C.O.M. = 2.5 yd • 2 = Seat and back (Fabric Contrast 2) C.O.M. = 3 yd																								

Ⓐ Ⓑ Ⓒ Ⓓ Ⓔ Ⓕ Ⓖ Ⓗ Ⓘ

HOW TO ORDER

Indicate the following information on order form:
1. Quantity of each item.
2. Model number, including options. See "How To Build a Model Number".
3. Any special service required.

Note: • The □ indicates that a choice is required.
- The absence of the □ indicates that no choice is required.
- Alpha-numeric characters in place of □ indicate that no other alternatives are available.

HOW TO BUILD A MODEL NUMBER

Ⓐ Select basic model.

Ⓑ Select non-contrast or fabric contrast 1.
Refer to **ki.com/fabrics**

Ⓒ Select fabric contrast 2.
Refer to **ki.com/fabrics**

Ⓓ Select base finish color.
Refer to the **Product Color Options** page in this price list.

Ⓔ Select glide option.

NGL	- No glides
GNY	- Nylon glides (black); add $6

Ⓕ Select power option.

NP	- No power
MPB	- Black power module; add $335
MPS	- Silver power module; add $335
MPW	- White power module; add $335

Ⓖ Select location of power.

LFP	- Left facing power
RFP	- Right facing power

No location selection is needed if No Power (NP) is selected.

Ⓗ Select ganging option.

HNG	- No gangers
HWG	- Ganging; add $71

Two ganging assemblies shipped per unit.

Ⓘ Select moisture barrier.

NMB	- No moisture barrier
MB	- Moisture barrier

See pricing column for moisture barrier upcharge.

INFORMATION

C.O.M. Requirements
C.O.M. yardage requirements listed above are based on plain goods 54" wide. If less than 54" wide or fabrics requiring matching (stripes, plaids, prints, large patterns), additional yardage will be needed. Consult C.O.M. matrix on the Ordering C.O.M. and C.O.L. page for additional yardage needed. For C.O.M. fabric sent to KI-High Point on multiple rolls, add an additional yard of fabric per roll to the yardage requirements.

C.O.L. Requirements
Figure 18 sq. ft. of leather (C.O.L.) for each yard shown (i.e., 4.75 x 18 = 85.5 sq. ft.).

Contrasting Upholstery
When contrasting fabric is chosen, price at highest in-grade.

Minimum Fabric/Leather Quantity
Minimum order for fabric is 1 yard. Minimum order for leather is 1 hide (approximately 50 sq. ft).

California TB133 Fire Safety Code
For California Technical Bulletin 133 compliant models, a Product Modification Request in required. Contact Customer Service for details.

Model	
MYNW	$319
MYWN	$319
MYNW4L	$319
MYWN4L	$319
MYLL	$319
MYLL4L	$319

OPTIONS

Sled Glide Option
To order sled glides (polycarbonate), add /SG to the end of the model number and add upcharge.

Model	
All Sled Base Models	$6

NOTE

Ganging
Only Low Arm to Low Arm, No Arm to No Arm, and No Arm to Low Arm sides will gang together. Work Arm and High Arm sides cannot gang.

SPECIAL SERVICES

Special Carton Marking

With specially marked information	N/C

Shipping
Ships **assembled, FOB High Point, NC 27263, freight prepaid.** Freight class 175

Specifications and prices are subject to change without prior notice.

MyWay®
Lobby and Lounge Seating

	MODEL	Features	MODEL NUMBER: Basic Model	Non-Contrast or Fabric Contrast 1	Fabric Contrast 2	Power Option	Power Location	Ganging Option	Moisture Barrier	Approx. Packaged Weight	Grade C.O.M.	Grade C	Grade D	Grade E & C.O.L.	Grade F	Grade G	Grade H	Grade I	Grade J	Grade K	Grade L Leather	Grade M Leather	Moisture Barrier add to list price
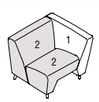 MYN2	**Left Facing No Arm/ Right Facing High Arm 4-Leg Lounge** • Non-contrast C.O.M = 4.5 yds • 1 = Arm (Fabric Contrast 1) C.O.M. = 2.5 yd • 2 = Seat and back (Fabric Contrast 2) C.O.M. = 3 yd	Non-contrast	MYNH4L/NC	□□□□		□□□	RFP	□□□	□□□	105.0#	$ 2747	$ 2983	$ 3047	$ 3122	$ 3171	$ 3271	$ 3369	$ 3493	$ 3740	$ 3990	$ 4239	$ 4734	$ 207
		Contrast	MYNH4L/FC	□□□□	□□□□	□□□	RFP	□□□	□□□	105.0#	2832	3067	3129	3203	3252	3355	3451	3575	3824	4071	4322	4818	207
 MYN2	**Left Facing High Arm/ Right Facing No Arm 4-Leg Lounge** • Non-contrast C.O.M = 5.25 yds • 1 = Arm (Fabric Contrast 1) C.O.M. = 2.5 yd • 2 = Seat and back (Fabric Contrast 2) C.O.M. = 3 yd	Non-contrast	MYHN4L/NC	□□□□		□□□	LFP	□□□	□□□	105.0#	$ 2747	$ 2983	$ 3047	$ 3122	$ 3171	$ 3271	$ 3369	$ 3493	$ 3740	$ 3990	$ 4239	$ 4734	$ 207
		Contrast	MYHN4L/FC	□□□□	□□□□	□□□	LFP	□□□	□□□	105.0#	2832	3067	3129	3203	3252	3355	3451	3575	3824	4071	4322	4818	207
				Ⓑ	Ⓒ	Ⓓ	Ⓔ	Ⓕ	Ⓖ														

HOW TO ORDER

Indicate the following information on order form:
1. Quantity of each item.
2. Model number, including options. See “How To Build a Model Number”.
3. Any special service required.

Note: • The □ indicates that a choice is required.
- The absence of the □ indicates that no choice is required.
- Alpha-numeric characters in place of □ indicate that no other alternatives are available.

HOW TO BUILD A MODEL NUMBER

Ⓐ Select basic model.

Ⓑ Select non-contrast or fabric contrast 1.
Refer to **ki.com/fabrics**

Ⓒ Select fabric contrast 2.
Refer to **ki.com/fabrics**

Ⓓ Select power option.

NP	- No power
MPB	- Black power module; add $335
MPS	- Silver power module; add $335
MPW	- White power module; add $335

Ⓔ Select location of power.

LFP	- Left facing power
RFP	- Right facing power

No location selection is needed if No Power (NP) is selected.

Ⓕ Select ganging option.

HNG	- No gangers
HWG	- Ganging; add $71

Two ganging assemblies shipped per unit.

Ⓖ Select moisture barrier.

NMB	- No moisture barrier
MB	- Moisture barrier

See pricing column for moisture barrier upcharge.

INFORMATION

C.O.M. Requirements
C.O.M. yardage requirements listed above are based on plain goods 54” wide. If less than 54” wide or fabrics requiring matching (stripes, plaids, prints, large patterns), additional yardage will be needed. Consult C.O.M. matrix on the Ordering C.O.M. and C.O.L. page for additional yardage needed. For C.O.M. fabric sent to KI-High Point on multiple rolls, add an additional yard of fabric per roll to the yardage requirements.

C.O.L. Requirements
Figure 18 sq. ft. of leather (C.O.L.) for each yard shown (i.e., 4.75 x 18 = 85.5 sq. ft.).

Contrasting Upholstery
When contrasting fabric is chosen, price at highest in-grade.

Minimum Fabric/Leather Quantity
Minimum order for fabric is 1 yard. Minimum order for leather is 1 hide (approximately 50 sq. ft).

California TB133 Fire Safety Code
For California Technical Bulletin 133 compliant models, a Product Modification Request in required. Contact Customer Service for details.

Model	
MYNH	$306
MYHN	$306
MYNH4L	$306
MYHN4L	$306

NOTE

Ganging
Only Low Arm to Low Arm, No Arm to No Arm, and No Arm to Low Arm sides will gang together. Work Arm and High Arm sides cannot gang.

SPECIAL SERVICES

Special Carton Marking

With specially marked information	N/C

Shipping
Ships **assembled, FOB High Point, NC 27263, freight prepaid.** Freight class 175

Specifications and prices are subject to change without prior notice.

MyWay®
Lobby and Lounge Seating

	Features	MODEL NUMBER Basic Model	Non-Contrast or Fabric Contrast 1	Fabric Contrast 2	Base Finish	Glide Option	Lam Clr	Power Option	Power Location	Ganging Option	Moisture Barrier	Approx. Packaged Weight	Grade C.O.M.	Grade C	Grade D	Grade E & C.O.L.	Grade F	Grade G	Grade H	Grade I	Grade J	Grade K	Grade L Leather	Grade M Leather	Moisture Barrier add to list price
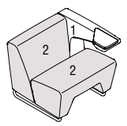	Non-contrast	MYNW/NC	□□□□		□□	□□	□□□	□□□	RFP	□□□	□□□	110.0#	$ 2389	$ 2638	$ 2703	$ 2780	$ 2835	$ 2939	$ 3045	$ 3176	$ 3437	$ 3698	$ 3962	$ 4485	$ 213
	Contrast	MYNW/FC	□□□□	□□□□	□□	□□	□□□	□□□	RFP	□□□	□□□	110.0#	2472	2719	2785	2861	2916	3021	3126	3258	3520	3779	4042	4568	213
MYN3																									
Left Facing No Arm/ Right Facing Work Arm Sled Base Lounge																									
• Non-contrast C.O.M = 4.75 yds																									
• 1 = Arm (Fabric Contrast 1) C.O.M. = 2 yd • 2 = Seat and back (Fabric Contrast 2) C.O.M. = 3.25 yd																									
	Non-contrast	MYWN/NC	□□□□		□□	□□	□□□	□□□	LFP	□□□	□□□	110.0#	$ 2389	$ 2638	$ 2703	$ 2780	$ 2835	$ 2939	$ 3045	$ 3176	$ 3437	$ 3698	$ 3962	$ 4485	$ 213
	Contrast	MYWN/FC	□□□□	□□□□	□□	□□	□□□	□□□	LFP	□□□	□□□	110.0#	2472	2719	2785	2861	2916	3021	3126	3258	3520	3779	4042	4568	213
MYN3																									
Left Facing Work Arm/ Right Facing No Arm Sled Base Lounge																									
• Non-contrast C.O.M = 4.75 yds																									
• 1 = Arm (Fabric Contrast 1) C.O.M. = 2 yd • 2 = Seat and back (Fabric Contrast 2) C.O.M. = 3.25 yd																									

Ⓐ Ⓑ Ⓒ Ⓓ Ⓔ Ⓕ Ⓖ Ⓗ Ⓘ Ⓙ

HOW TO ORDER

Indicate the following information on order form:
1. Quantity of each item.
2. Model number, including options. See "How To Build a Model Number".
3. Any special service required.

Note: • The □ indicates that a choice is required.
- The absence of the □ indicates that no choice is required.
- Alpha-numeric characters in place of □ indicate that no other alternatives are available.

HOW TO BUILD A MODEL NUMBER

Ⓐ Select basic model.

Ⓑ Select non-contrast or fabric contrast 1.
Refer to **ki.com/fabrics**

Ⓒ Select fabric contrast 2.
Refer to **ki.com/fabrics**

Ⓓ Select base finish color.
Refer to the **Product Color Options** page in this price list.

Ⓔ Select glide option.

NGL	- No glides
GNY	- Nylon glides (black); add $6

Ⓕ Select laminate color.
Refer to the **Product Color Options** page in this price list.
Tablet edge finish is always Natural on beech.

Ⓖ Select power option.

NP	- No power
MPB	- Black power module; add $335
MPS	- Silver power module; add $335
MPW	- White power module; add $335

Ⓗ Select location of power.

RFP	- Right facing power
LFP	- Left facing power

No location selection is needed if No Power (NP) is selected.

Ⓘ Select ganging option.

HNG	- No gangers
HWG	- Ganging; add $71

Two ganging assemblies shipped per unit.

Ⓙ Select moisture barrier.

NMB	- No moisture barrier
MB	- Moisture barrier

See pricing column for moisture barrier upcharge.

California TB133 Fire Safety Code
For California Technical Bulletin 133 compliant models, a Product Modification Request in required. Contact Customer Service for details.

Model	
MYNW	$319
MYWN	$319
MYNW4L	$319
MYWN4L	$319
MYLL	$319
MYLL4L	$319

INFORMATION

C.O.M. Requirements
C.O.M. yardage requirements listed above are based on plain goods 54" wide. If less than 54" wide or fabrics requiring matching (stripes, plaids, prints, large patterns), additional yardage will be needed. Consult C.O.M. matrix on the Ordering C.O.M. and C.O.L. page for additional yardage needed. For C.O.M. fabric sent to KI-High Point on multiple rolls, add an additional yard of fabric per roll to the yardage requirements.

C.O.L. Requirements
Figure 18 sq. ft. of leather (C.O.L.) for each yard shown (i.e., 4.75 x 18 = 85.5 sq. ft.).

Contrasting Upholstery
When contrasting fabric is chosen, price at highest in-grade.

Minimum Fabric/Leather Quantity
Minimum order for fabric is 1 yard. Minimum order for leather is 1 hide (approximately 50 sq. ft).

OPTIONS

Sled Glide Option
To order sled glides (polycarbonate), add /SG to the end of the model number and add upcharge.

Model	
All Sled Base Models	$6

NOTE

Ganging
Only Low Arm to Low Arm, No Arm to No Arm, and No Arm to Low Arm sides will gang together. Work Arm and High Arm sides cannot gang.

SPECIAL SERVICES

Special Carton Marking

With specially marked information	N/C

Shipping
Ships **assembled, FOB High Point, NC 27263, freight prepaid.** Freight class 175

Specifications and prices are subject to change without prior notice.

MyWay®
Lobby and Lounge Seating

	Features	MODEL NUMBER Basic Model	Non-Contrast or Fabric Contrast 1	Fabric Contrast 2	Lam Clr	Power Option	Power Location	Ganging Option	Moisture Barrier	Approx. Packaged Weight	Grade C.O.M.	Grade C	Grade D	Grade E & C.O.L.	Grade F	Grade G	Grade H	Grade I	Grade J	Grade K	Grade L Leather	Grade M Leather	Moisture Barrier add to list price
	Non-contrast	MYNW4L/NC	□□□□		□□□	□□□	RFP	□□□	□□□	110.0#	$ 2717	$ 2966	$ 3031	$ 3108	$ 3162	$ 3266	$ 3371	$ 3503	$ 3765	$ 4025	$ 4288	$ 4813	$ 213
	Contrast	MYNW4L/FC	□□□□	□□□□	□□□	□□□	RFP	□□□	□□□	110.0#	2798	3047	3114	3189	3243	3346	3454	3584	3846	4106	4372	4896	213
MYN3																							
Left Facing No Arm/ Right Facing Work Arm 4-Leg Lounge																							
• Non-contrast C.O.M = 4.5 yds																							
• 1 = Arm (Fabric Contrast 1) C.O.M. = 2 yd • 2 = Seat and back (Fabric Contrast 2) C.O.M. = 3.25 yd																							
	Non-contrast	MYWN4L/NC	□□□□		□□□	□□□	LFP	□□□	□□□	110.0#	$ 2717	$ 2966	$ 3031	$ 3108	$ 3162	$ 3266	$ 3371	$ 3503	$ 3765	$ 4025	$ 4288	$ 4813	$ 213
	Contrast	MYWN4L/FC	□□□□	□□□□	□□□	□□□	LFP	□□□	□□□	110.0#	2798	3047	3114	3189	3243	3346	3454	3584	3846	4106	4372	4896	213
MYN3																							
Left Facing Work Arm/ Right Facing No Arm 4-Leg Lounge																							
• Non-contrast C.O.M = 4.75 yds																							
• 1 = Arm (Fabric Contrast 1) C.O.M. = 2 yd • 2 = Seat and back (Fabric Contrast 2) C.O.M. = 3.25 yd																							

Ⓐ Ⓑ Ⓒ Ⓓ Ⓔ Ⓕ Ⓖ Ⓗ

HOW TO ORDER

Indicate the following information on order form:
1. Quantity of each item.
2. Model number, including options. See "How To Build a Model Number".
3. Any special service required.

Note: • The □ indicates that a choice is required.
- The absence of the □ indicates that no choice is required.
- Alpha-numeric characters in place of □ indicate that no other alternatives are available.

HOW TO BUILD A MODEL NUMBER

Ⓐ Select basic model.

Ⓑ Select non-contrast or fabric contrast 1.
Refer to **ki.com/fabrics**

Ⓒ Select fabric contrast 2.
Refer to **ki.com/fabrics**

Ⓓ Select laminate color.
Refer to the **Product Color Options** page in this price list.
Tablet edge finish is always Natural on beech.

Ⓔ Select power option.

NP	- No power
MPB	- Black power module; add $335
MPS	- Silver power module; add $335
MPW	- White power module; add $335

Ⓕ Select location of power.

RFP	- Right facing power
LFP	- Left facing power

No location selection is needed if No Power (NP) is selected.

Ⓖ Select ganging option.

HNG	- No gangers
HWG	- Ganging; add $71

Two ganging assemblies shipped per unit.

Ⓗ Select moisture barrier.

NMB	- No moisture barrier
MB	- Moisture barrier

See pricing column for moisture barrier upcharge.

INFORMATION

C.O.M. Requirements
C.O.M. yardage requirements listed above are based on plain goods 54" wide. If less than 54" wide or fabrics requiring matching (stripes, plaids, prints, large patterns), additional yardage will be needed. Consult C.O.M. matrix on the Ordering C.O.M. and C.O.L. page for additional yardage needed. For C.O.M. fabric sent to KI-High Point on multiple rolls, add an additional yard of fabric per roll to the yardage requirements.

C.O.L. Requirements
Figure 18 sq. ft. of leather (C.O.L.) for each yard shown (i.e., 4.75 x 18 = 85.5 sq. ft.).

Contrasting Upholstery
When contrasting fabric is chosen, price at highest in-grade.

Minimum Fabric/Leather Quantity
Minimum order for fabric is 1 yard. Minimum order for leather is 1 hide (approximately 50 sq. ft).NOTE

California TB133 Fire Safety Code
For California Technical Bulletin 133 compliant models, a Product Modification Request in required. Contact Customer Service for details.

Model	
MYNW	$319
MYWN	$319
MYNW4L	$319
MYWN4L	$319
MYLL	$319
MYLL4L	$319

Base Finish
4-leg lounge base finish is polished aluminum.

Ganging
Only Low Arm to Low Arm, No Arm to No Arm, and No Arm to Low Arm sides will gang together. Work Arm and High Arm sides cannot gang.

SPECIAL SERVICES

Special Carton Marking

With specially marked information	N/C

Shipping
Ships **assembled, FOB High Point, NC 27263, freight prepaid.** Freight class 175

Specifications and prices are subject to change without prior notice.

MyWay®
Lobby and Lounge Seating

	Features	MODEL NUMBER Basic Model Ⓐ	Non-Contrast or Fabric Contrast 1 Ⓑ	Fabric Contrast 2 Ⓒ	Base Finish Ⓓ	Cup Holder Ⓔ	Glide Option Ⓕ	Power Option Ⓖ	Power Location Ⓗ	Ganging Option Ⓘ	Moisture Barrier Ⓙ	Approx. Packaged Weight	Grade C.O.M.	Grade C	Grade D	Grade E & C.O.L.	Grade F	Grade G	Grade H	Grade I	Grade J	Grade K	Grade L Leather	Grade M Leather	Moisture Barrier add to list price
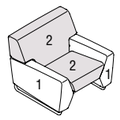	Non-contrast	MYLL/NC	□□□□		□□	□□□	□□	□□□	□□□	□□□	□□□	100.0#	$ 2233	$ 2481	$ 2546	$ 2624	$ 2679	$ 2784	$ 2888	$ 3020	$ 3282	$ 3542	$ 3806	$ 4331	$ 213
	Contrast	MYLL/FC	□□□□	□□□□	□□	□□□	□□	□□□	□□□	□□□	□□□	100.0#	2315	2564	2631	2708	2760	2864	2971	3099	3364	3625	3889	4413	213
MYL1 **Low Arm Sled Base Lounge** • Non-contrast C.O.M = 4.75 yds • 1 = Arms (Fabric Contrast 1) C.O.M. = 2.5 yd • 2 = Seat and back (Fabric Contrast 2) C.O.M. = 3 yd																									
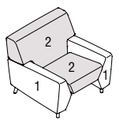	Non-contrast	MYLL4L/NC	□□□□			□□□		□□□	□□□	□□□	□□□	100.0#	$ 2559	$ 2809	$ 2875	$ 2953	$ 3006	$ 3112	$ 3216	$ 3345	$ 3608	$ 3869	$ 4133	$ 4658	$ 213
	Contrast	MYLL4L/FC	□□□□	□□□□		□□□		□□□	□□□	□□□	□□□	100.0#	2641	2890	2956	3035	3087	3192	3296	3427	3690	3955	4215	4739	213
MYL1 **Low Arm 4-Leg Lounge** • Non-contrast C.O.M = 4.75 yds • 1 = Arms (Fabric Contrast 1) C.O.M. = 2.5 yd • 2 = Seat and back (Fabric Contrast 2) C.O.M. = 3 yd																									

Ⓐ Ⓑ Ⓒ Ⓓ Ⓔ Ⓕ Ⓖ Ⓗ Ⓘ Ⓙ

HOW TO ORDER

Indicate the following information on order form:
1. Quantity of each item.
2. Model number, including options. See "How To Build a Model Number".
3. Any special service required.

Note: • The □ indicates that a choice is required.
• The absence of the □ indicates that no choice is required.
• Alpha-numeric characters in place of □ indicate that no other alternatives are available.

HOW TO BUILD A MODEL NUMBER

Ⓐ Select basic model.

Ⓑ Select non-contrast or fabric contrast 1.
Refer to **ki.com/fabrics**

Ⓒ Select fabric contrast 2.
Refer to **ki.com/fabrics**

Ⓓ Select base finish color.
Refer to the **Product Color Options** page in this price list.

Ⓔ Select cup holder option.

MNCH	- No cup holder
MWLC	- Left facing cup holder; add $226
MWRC	- Right facing cup holder; add $226

Cup holder is available on Low Arm only.

Ⓕ Select glide option.

NGL	- No glides
GNY	- Nylon glides (black); add $6

Ⓖ Select power option.

NP	- No power
MPB	- Black power module; add $335
MPS	- Silver power module; add $335
MPW	- White power module; add $335

Ⓗ Select location of power.

LFP	- Left facing power
RFP	- Right facing power

No location selection is needed if No Power (NP) is selected.

Ⓘ Select ganging option.

HNG	- No gangers
HWG	- Ganging; add $71

Two ganging assemblies shipped per unit.

Ⓙ Select moisture barrier.

NMB	- No moisture barrier
MB	- Moisture barrier

See pricing column for moisture barrier upcharge.

INFORMATION

C.O.M. Requirements
C.O.M. yardage requirements listed above are based on plain goods 54" wide. If less than 54" wide or fabrics requiring matching (stripes, plaids, prints, large patterns), additional yardage will be needed. Consult C.O.M. matrix on the Ordering C.O.M. and C.O.L. page for additional yardage needed. For C.O.M. fabric sent to KI-High Point on multiple rolls, add an additional yard of fabric per roll to the yardage requirements.

C.O.L. Requirements
Figure 18 sq. ft. of leather (C.O.L.) for each yard shown (i.e., 4.75 x 18 = 85.5 sq. ft.).

Contrasting Upholstery
When contrasting fabric is chosen, price at highest in-grade.

Minimum Fabric/Leather Quantity
Minimum order for fabric is 1 yard. Minimum order for leather is 1 hide (approximately 50 sq. ft).

California TB133 Fire Safety Code
For California Technical Bulletin 133 compliant models, a Product Modification Request in required. Contact Customer Service for details.

Model	
MYNW	$319
MYWN	$319
MYNW4L	$319
MYWN4L	$319
MYLL	$319
MYLL4L	$319

OPTIONS

Sled Glide Option
To order sled glides (polycarbonate), add /SG to the end of the model number and add upcharge.

Model	
All Sled Base Models	$6

NOTE

Base Finish
4-leg lounge base finish is polished aluminum.

Ganging
Only Low Arm to Low Arm, No Arm to No Arm, and No Arm to Low Arm sides will gang together. Work Arm and High Arm sides cannot gang.

SPECIAL SERVICES

Special Carton Marking

With specially marked information	N/C

Shipping
Ships **assembled, FOB High Point, NC 27263, freight prepaid.** Freight class 175

Specifications and prices are subject to change without prior notice.

MyWay®
Lobby and Lounge Seating

	Features	MODEL NUMBER Basic Model	Non-Contrast or Fabric Contrast 1	Fabric Contrast 2	Base Finish	Cup Holder	Glide Option	Power Option	Power Location	Ganging Option	Moisture Barrier	Approx. Packaged Weight	Grade C.O.M.	Grade C	Grade D	Grade E & C.O.L.	Grade F	Grade G	Grade H	Grade I	Grade J	Grade K	Grade L Leather	Grade M Leather	Moisture Barrier add to list price
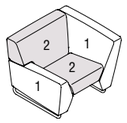	Non-contrast	MYLH/NC	□□□□		□□	□□□	□□	□□□	□□□	□□□	□□□	110.0#	$ 2503	$ 2779	$ 2850	$ 2939	$ 2996	$ 3114	$ 3228	$ 3372	$ 3662	$ 3955	$ 4242	$ 4821	$ 226
	Contrast	MYLH/FC	□□□□	□□□□	□□	□□□	□□	□□□	□□□	□□□	□□□	110.0#	2586	2860	2932	3021	3079	3193	3313	3455	3743	4036	4324	4904	226
MYL3																									
Left Facing Low Arm/ Right Facing High Arm Sled Base Lounge																									
• Non-contrast C.O.M = 5.25 yds																									
• 1 = Arms (Fabric Contrast 1) C.O.M. = 3 yd • 2 = Seat and back (Fabric Contrast 2) C.O.M. = 3 yd																									
	Non-contrast	MYHL/NC	□□□□		□□	□□□	□□	□□□	□□□	□□□	□□□	110.0#	$ 2503	$ 2779	$ 2850	$ 2939	$ 2996	$ 3114	$ 3228	$ 3372	$ 3662	$ 3955	$ 4242	$ 4821	$ 226
	Contrast	MYHL/FC	□□□□	□□□□	□□	□□□	□□	□□□	□□□	□□□	□□□	110.0#	2586	2860	2932	3021	3079	3193	3313	3455	3743	4036	4324	4904	226
MYL3																									
Left Facing High Arm/ Right Facing Low Arm Sled Base Lounge																									
• Non-contrast C.O.M = 5.25 yds																									
• 1 = Arms (Fabric Contrast 1) C.O.M. = 3 yd • 2 = Seat and back (Fabric Contrast 2) C.O.M. = 3 yd																									

Ⓐ Ⓑ Ⓒ Ⓓ Ⓔ Ⓕ Ⓖ Ⓗ Ⓘ Ⓙ

HOW TO ORDER

Indicate the following information on order form:
1. Quantity of each item.
2. Model number, including options. See "How To Build a Model Number".
3. Any special service required.

Note: • The □ indicates that a choice is required.
- The absence of the □ indicates that no choice is required.
- Alpha-numeric characters in place of □ indicate that no other alternatives are available.

HOW TO BUILD A MODEL NUMBER

Ⓐ Select basic model.

Ⓑ Select non-contrast or fabric contrast 1.
Refer to **ki.com/fabrics**

Ⓒ Select fabric contrast 2.
Refer to **ki.com/fabrics**

Ⓓ Select base finish color.
Refer to the **Product Color Options** page in this price list.

Ⓔ Select cup holder option.

MNCH	- No cup holder
MWRC	- Right facing cup holder; add $226
MWLC	- Left facing cup holder; add $226

Cup holder is available on Low Arm only.

Ⓕ Select glide option.

NGL	- No glides
GNY	- Nylon glides (black); add $6

Ⓖ Select power option.

NP	- No power
MPB	- Black power module; add $335
MPS	- Silver power module; add $335
MPW	- White power module; add $335

Ⓗ Select location of power.

LFP	- Left facing power
RFP	- Right facing power

No location selection is needed if No Power (NP) is selected.

Ⓘ Select ganging option.

HNG	- No gangers
HWG	- Ganging; add $71

Two ganging assemblies shipped per unit.

Ⓙ Select moisture barrier.

NMB	- No moisture barrier
MB	- Moisture barrier

See pricing column for moisture barrier upcharge.

INFORMATION

C.O.M. Requirements
C.O.M. yardage requirements listed above are based on plain goods 54" wide. If less than 54" wide or fabrics requiring matching (stripes, plaids, prints, large patterns), additional yardage will be needed. Consult C.O.M. matrix on the Ordering C.O.M. and C.O.L. page for additional yardage needed. For C.O.M. fabric sent to KI-High Point on multiple rolls, add an additional yard of fabric per roll to the yardage requirements.

C.O.L. Requirements
Figure 18 sq. ft. of leather (C.O.L.) for each yard shown (i.e., 4.75 x 18 = 85.5 sq. ft.).

Contrasting Upholstery
When contrasting fabric is chosen, price at highest in-grade.

Minimum Fabric/Leather Quantity
Minimum order for fabric is 1 yard. Minimum order for leather is 1 hide (approximately 50 sq. ft).

California TB133 Fire Safety Code
For California Technical Bulletin 133 compliant models, a Product Modification Request in required. Contact Customer Service for details.

Model	
MYLH	$335
MYHL	$335
MYLH4L	$335
MYHL4L	$335
MYHH	$335
MYHH4L	$335

OPTIONS

Sled Glide Option
To order sled glides (polycarbonate), add /SG to the end of the model number and add upcharge.

Model	
All Sled Base Models	$6

NOTE

Ganging
Only Low Arm to Low Arm, No Arm to No Arm, and No Arm to Low Arm sides will gang together. Work Arm and High Arm sides cannot gang.

SPECIAL SERVICES

Special Carton Marking

With specially marked information	N/C

Shipping
Ships **assembled, FOB High Point, NC 27263, freight prepaid.** Freight class 175

Specifications and prices are subject to change without prior notice.

MyWay®
Lobby and Lounge Seating

MyWay®
Lobby and Lounge Seating

	Features	MODEL NUMBER Basic Model	Non-Contrast or Fabric Contrast 1	Fabric Contrast 2	Cup Holder	Power Option	Power Location	Ganging Option	Moisture Barrier	Approx. Packaged Weight	Grade C.O.M.	Grade C	Grade D	Grade E & C.O.L.	Grade F	Grade G	Grade H	Grade I	Grade J	Grade K	Grade L Leather	Grade M Leather	Moisture Barrier add to list price
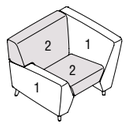	Non-contrast	MYLH4L/NC	□□□□		□□□	□□□	□□□	□□□	□□□	110.0#	$ 2834	$ 3107	$ 3179	$ 3266	$ 3324	$ 3439	$ 3558	$ 3702	$ 3990	$ 4281	$ 4570	$ 5149	$ 226
	Contrast	MYLH4L/FC	□□□□	□□□□	□□□	□□□	□□□	□□□	□□□	110.0#	2915	3187	3262	3346	3407	3523	3637	3781	4071	4363	4651	5229	226
	Non-contrast	MYHL4L/NC	□□□□		□□□	□□□	□□□	□□□	□□□	110.0#	$ 2834	$ 3107	$ 3179	$ 3266	$ 3324	$ 3439	$ 3558	$ 3702	$ 3990	$ 4281	$ 4570	$ 5149	$ 226
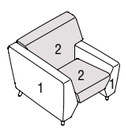	Contrast	MYHL4L/FC	□□□□	□□□□	□□□	□□□	□□□	□□□	□□□	110.0#	2915	3187	3262	3346	3407	3523	3637	3781	4071	4363	4651	5229	226

MYL3

Left Facing Low Arm/ Right Facing High Arm 4-Leg Lounge

- Non-contrast C.O.M = 5.25 yds
- 1 = Arms (Fabric Contrast 1) C.O.M. = 3 yd
- 2 = Seat and back (Fabric Contrast 2) C.O.M. = 3 yd

MYL3

Left Facing High Arm/ Right Facing Low Arm 4-Leg Lounge

- Non-contrast C.O.M = 5.75 yds
- 1 = Arms (Fabric Contrast 1) C.O.M. = 3 yd
- 2 = Seat and back (Fabric Contrast 2) C.O.M. = 3 yd

Ⓐ Ⓑ Ⓒ Ⓓ Ⓔ Ⓕ Ⓖ Ⓗ

HOW TO ORDER

Indicate the following information on order form:
1. Quantity of each item.
2. Model number, including options. See "How To Build a Model Number".
3. Any special service required.

Note:
- The □ indicates that a choice is required.
- The absence of the □ indicates that no choice is required.
- Alpha-numeric characters in place of □ indicate that no other alternatives are available.

HOW TO BUILD A MODEL NUMBER

Ⓐ Select basic model.

Ⓑ Select non-contrast or fabric contrast 1.
Refer to **ki.com/fabrics**

Ⓒ Select fabric contrast 2.
Refer to **ki.com/fabrics**

Ⓓ Select cup holder option.

MNCH	- No cup holder
MWLC	- Left facing cup holder; add $226
MWRC	- Right facing cup holder; add $226

Cup holder is available on Low Arm only.

Ⓔ Select power option.

NP	- No power
MPB	- Black power module; add $335
MPS	- Silver power module; add $335
MPW	- White power module; add $335

Ⓕ Select location of power.

LFP	- Left facing power
RFP	- Right facing power

No location selection is needed if No Power (NP) is selected.

Ⓖ Select ganging option.

HNG	- No gangers
HWG	- Ganging; add $71

Two ganging assemblies shipped per unit.

Ⓗ Select moisture barrier.

NMB	- No moisture barrier
MB	- Moisture barrier

See pricing column for moisture barrier upcharge.

INFORMATION

C.O.M. Requirements
C.O.M. yardage requirements listed above are based on plain goods 54" wide. If less than 54" wide or fabrics requiring matching (stripes, plaids, prints, large patterns), additional yardage will be needed. Consult C.O.M. matrix on the Ordering C.O.M. and C.O.L. page for additional yardage needed. For C.O.M. fabric sent to KI-High Point on multiple rolls, add an additional yard of fabric per roll to the yardage requirements.

C.O.L. Requirements
Figure 18 sq. ft. of leather (C.O.L.) for each yard shown (i.e., 4.75 x 18 = 85.5 sq. ft.).

Contrasting Upholstery
When contrasting fabric is chosen, price at highest in-grade.

Minimum Fabric/Leather Quantity
Minimum order for fabric is 1 yard. Minimum order for leather is 1 hide (approximately 50 sq. ft).

California TB133 Fire Safety Code
For California Technical Bulletin 133 compliant models, a Product Modification Request in required. Contact Customer Service for details.

Model	
MYLH	$335
MYHL	$335
MYLH4L	$335
MYHL4L	$335
MYHH	$335
MYHH4L	$335

OPTIONS

Sled Glide Option
To order sled glides (polycarbonate), add /SG to the end of the model number and add upcharge.

Model	
All Sled Base Models	$6

NOTE

Ganging
Only Low Arm to Low Arm, No Arm to No Arm, and No Arm to Low Arm sides will gang together. Work Arm and High Arm sides cannot gang.

SPECIAL SERVICES

Special Carton Marking

With specially marked information	N/C

Shipping
Ships **assembled, FOB High Point, NC 27263, freight prepaid.** Freight class 175

Specifications and prices are subject to change without prior notice.

MyWay®
Lobby and Lounge Seating

	Features	MODEL NUMBER Basic Model	Non-Contrast or Fabric Contrast 1	Fabric Contrast 2	Base Finish	Cup Holder	Glide Option	Lam Clr	Power Option	Power Location	Gang. Option	Moist. Barrier	Approx. Packaged Weight	Grade C.O.M.	Grade C	Grade D	Grade E & C.O.L.	Grade F	Grade G	Grade H	Grade I	Grade J	Grade K	Grade L Leather	Grade M Leather	Moisture Barrier add to list price
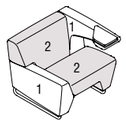	Non-contrast	MYLW/NC	☐☐☐☐		☐☐	☐☐☐	☐☐	☐☐☐	☐☐☐	☐☐☐	☐☐☐	☐☐☐	115.0#	$ 2477	$ 2767	$ 2842	$ 2932	$ 2994	$ 3117	$ 3235	$ 3387	$ 3692	$ 3996	$ 4299	$ 4907	$ 226
	Contrast	MYLW/FC	☐☐☐☐	☐☐☐☐	☐☐	☐☐☐	☐☐	☐☐☐	☐☐☐	☐☐☐	☐☐☐	☐☐☐	115.0#	2559	2848	2924	3018	3077	3198	3319	3469	3773	4078	4380	4986	226
	Non-contrast	MYWL/NC	☐☐☐☐		☐☐	☐☐☐	☐☐	☐☐☐	☐☐☐	☐☐☐	☐☐☐	☐☐☐	115.0#	$ 2477	$ 2767	$ 2842	$ 2932	$ 2994	$ 3117	$ 3235	$ 3387	$ 3692	$ 3996	$ 4299	$ 4907	$ 226
	Contrast	MYWL/FC	☐☐☐☐	☐☐☐☐	☐☐	☐☐☐	☐☐	☐☐☐	☐☐☐	☐☐☐	☐☐☐	☐☐☐	115.0#	2559	2848	2924	3018	3077	3198	3319	3469	3773	4078	4380	4986	226

MYL4

Left Facing Low Arm/ Right Facing Work Arm Sled Base Lounge

- Non-contrast C.O.M = 5.5 yds
- 1 = Arms (Fabric Contrast 1) C.O.M. = 2.75 yd
- 2 = Seat and back (Fabric Contrast 2) C.O.M. = 3 yd

MYL4

Left Facing Work Arm/ Right Facing Low Arm Sled Base Lounge

- Non-contrast C.O.M = 5.5 yds
- 1 = Arms (Fabric Contrast 1) C.O.M. = 2.75 yd
- 2 = Seat and back (Fabric Contrast 2) C.O.M. = 3 yd

HOW TO ORDER

Indicate the following information on order form:
1. Quantity of each item.
2. Model number, including options. See "How To Build a Model Number".
3. Any special service required.

Note: • The ☐ indicates that a choice is required.
- The absence of the ☐ indicates that no choice is required.
- Alpha-numeric characters in place of ☐ indicate that no other alternatives are available.

HOW TO BUILD A MODEL NUMBER

A Select basic model.

B Select non-contrast or fabric contrast 1.
Refer to **ki.com/fabrics**

C Select fabric contrast 2.
Refer to **ki.com/fabrics**

D Select base finish color.
Refer to the **Product Color Options** page in this price list.

E Select cup holder option.

MNCH	- No cup holder
MWLC	- Left facing cup holder; add $226
MWRC	- Right facing cup holder; add $226

Cup holder is available on Low Arm only.

F Select glide option.

NGL	- No glides
GNY	- Nylon glides (black); add $6

G Select laminate color.
Refer to the **Product Color Options** page in this price list.
Tablet edge finish is always Natural on beech.

H Select power option.

NP	- No power
MPB	- Black power module; add $335
MPS	- Silver power module; add $335
MPW	- White power module; add $335

I Select location of power.

LFP	- Left facing power
RFP	- Right facing power

No location selection is needed if No Power (NP) is selected.

J Select ganging option.

HNG	- No gangers
HWG	- Ganging; add $71

Two ganging assemblies shipped per unit.

K Select moisture barrier.

NMB	- No moisture barrier
MB	- Moisture barrier

See pricing column for moisture barrier upcharge.

INFORMATION

C.O.M. Requirements
C.O.M. yardage requirements listed above are based on plain goods 54" wide. If less than 54" wide or fabrics requiring matching (stripes, plaids, prints, large patterns), additional yardage will be needed. Consult C.O.M. matrix on the Ordering C.O.M. and C.O.L. page for additional yardage needed. For C.O.M. fabric sent to KI-High Point on multiple rolls, add an additional yard of fabric per roll to the yardage requirements.

C.O.L. Requirements
Figure 18 sq. ft. of leather (C.O.L.) for each yard shown (i.e., 4.75 x 18 = 85.5 sq. ft.).

Contrasting Upholstery
When contrasting fabric is chosen, price at highest in-grade.

Minimum Fabric/Leather Quantity
Minimum order for fabric is 1 yard. Minimum order for leather is 1 hide (approximately 50 sq. ft).

California TB133 Fire Safety Code
For California Technical Bulletin 133 compliant models, a Product Modification Request in required. Contact Customer Service for details.

Model	
MYLW	$343
MYWL	$343
MYLW4L	$343
MYWL4L	$343

OPTIONS

Sled Glide Option
To order sled glides (polycarbonate), add /SG to the end of the model number and add upcharge.

Model	
All Sled Base Models	$6

NOTE

Ganging
Only Low Arm to Low Arm, No Arm to No Arm, and No Arm to Low Arm sides will gang together. Work Arm and High Arm sides cannot gang.

SPECIAL SERVICES

Special Carton Marking

With specially marked information	N/C

Shipping
Ships **assembled, FOB High Point, NC 27263, freight prepaid.** Freight class 175

Specifications and prices are subject to change without prior notice.

MyWay®
Lobby and Lounge Seating

	Features	MODEL NUMBER Basic Model (A)	Non-Contrast or Fabric Contrast 1 (B)	Fabric Contrast 2 (C)	Cup Holder (D)	Lam Clr (E)	Power Option (F)	Power Location (G)	Ganging Option (H)	Moist. Barrier (I)	Approx. Packaged Weight	Grade C.O.M.	Grade C	Grade D	Grade E & C.O.L.	Grade F	Grade G	Grade H	Grade I	Grade J	Grade K	Grade L Leather	Grade M Leather	Moisture Barrier add to list price
 MYL4 **Left Facing Low Arm/ Right Facing Work Arm 4-Leg Lounge** • Non-contrast C.O.M = 5.5 yds • 1 = Arms (Fabric Contrast 1) C.O.M. = 2.75 yd • 2 = Seat and back (Fabric Contrast 2) C.O.M. = 3 yd	Non-contrast	MYLW4L/NC	□□□□		□□□	□□□	□□□	□□□	□□□	□□□	115.0#	$ 2806	$ 3094	$ 3169	$ 3262	$ 3322	$ 3442	$ 3565	$ 3716	$ 4019	$ 4324	$ 4625	$ 5234	$ 226
	Contrast	MYLW4L/FC	□□□□	□□□□	□□□	□□□	□□□	□□□	□□□	□□□	115.0#	2888	3177	3250	3342	3404	3525	3646	3798	4102	4406	4708	5316	226
 MYL4 **Left Facing Work Arm/ Right Facing Low Arm 4-Leg Lounge** • Non-contrast C.O.M = 5.5 yds • 1 = Arms (Fabric Contrast 1) C.O.M. = 2.75 yd • 2 = Seat and back (Fabric Contrast 2) C.O.M. = 3 yd	Non-contrast	MYWL4L/NC	□□□□		□□□	□□□	□□□	□□□	□□□	□□□	115.0#	$ 2806	$ 3094	$ 3169	$ 3262	$ 3322	$ 3442	$ 3565	$ 3716	$ 4019	$ 4324	$ 4625	$ 5234	$ 226
	Contrast	MYWL4L/FC	□□□□	□□□□	□□□	□□□	□□□	□□□	□□□	□□□	115.0#	2888	3177	3250	3342	3404	3525	3646	3798	4102	4406	4708	5316	226

Ⓐ Ⓑ Ⓒ Ⓓ Ⓔ Ⓕ Ⓖ Ⓗ Ⓘ

HOW TO ORDER

Indicate the following information on order form:
1. Quantity of each item.
2. Model number, including options. See "How To Build a Model Number".
3. Any special service required.

Note: • The □ indicates that a choice is required.
- The absence of the □ indicates that no choice is required.
- Alpha-numeric characters in place of □ indicate that no other alternatives are available.

HOW TO BUILD A MODEL NUMBER

Ⓐ Select basic model.

Ⓑ Select non-contrast or fabric contrast 1.
Refer to **ki.com/fabrics**

Ⓒ Select fabric contrast 2.
Refer to **ki.com/fabrics**

Ⓓ Select cup holder option.

MNCH	- No cup holder
MWLC	- Left facing cup holder; add $226
MWRC	- Right facing cup holder; add $226

Cup holder is available on Low Arm only.

Ⓔ Select laminate color.
Refer to the **Product Color Options** page in this price list.
Tablet edge finish is always Natural on beech.

Ⓕ Select power option.

NP	- No power
MPB	- Black power module; add $335
MPS	- Silver power module; add $335
MPW	- White power module; add $335

Ⓖ Select location of power.

LFP	- Left facing power
RFP	- Right facing power

No location selection is needed if No Power (NP) is selected.

Ⓗ Select ganging option.

HNG	- No gangers
HWG	- Ganging; add $71

Two ganging assemblies shipped per unit.

Ⓘ Select moisture barrier.

NMB	- No moisture barrier
MB	- Moisture barrier

See pricing column for moisture barrier upcharge.

INFORMATION

C.O.M. Requirements
C.O.M. yardage requirements listed above are based on plain goods 54" wide. If less than 54" wide or fabrics requiring matching (stripes, plaids, prints, large patterns), additional yardage will be needed. Consult C.O.M. matrix on the Ordering C.O.M. and C.O.L. page for additional yardage needed. For C.O.M. fabric sent to KI-High Point on multiple rolls, add an additional yard of fabric per roll to the yardage requirements.

C.O.L. Requirements
Figure 18 sq. ft. of leather (C.O.L.) for each yard shown (i.e., 4.75 x 18 = 85.5 sq. ft.).

Contrasting Upholstery
When contrasting fabric is chosen, price at highest in-grade.

Minimum Fabric/Leather Quantity
Minimum order for fabric is 1 yard. Minimum order for leather is 1 hide (approximately 50 sq. ft).

California TB133 Fire Safety Code
For California Technical Bulletin 133 compliant models, a Product Modification Request in required. Contact Customer Service for details.

Model	
MYLW	$343
MYWL	$343
MYLW4L	$343
MYWL4L	$343

OPTIONS

Sled Glide Option
To order sled glides (polycarbonate), add /SG to the end of the model number and add upcharge.

Model	
All Sled Base Models	$6

NOTE

Ganging
Only Low Arm to Low Arm, No Arm to No Arm, and No Arm to Low Arm sides will gang together. Work Arm and High Arm sides cannot gang.

SPECIAL SERVICES

Special Carton Marking

With specially marked information	N/C

Shipping
Ships **assembled, FOB High Point, NC 27263, freight prepaid.** Freight class 175

Specifications and prices are subject to change without prior notice.

MyWay®
Lobby and Lounge Seating

	Features	MODEL NUMBER Basic Model	Non-Contrast or Fabric Contrast 1	Fabric Contrast 2	Base Finish	Glide Option	Power Option	Power Location	Moisture Barrier	Approx. Packaged Weight	Grade C.O.M.	Grade C	Grade D	Grade E & C.O.L.	Grade F	Grade G	Grade H	Grade I	Grade J	Grade K	Grade L Leather	Grade M Leather	Moisture Barrier add to list price
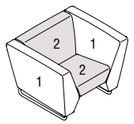	Non-contrast	MYHH/NC	□□□□		□□	□□	□□□	□□□	□□□	115.0#	$ 2535	$ 2861	$ 2947	$ 3051	$ 3122	$ 3259	$ 3396	$ 3570	$ 3915	$ 4260	$ 4603	$ 5294	$ 238
	Contrast	MYHH/FC	□□□□	□□□□	□□	□□	□□□	□□□	□□□	115.0#	2615	2943	3031	3133	3203	3339	3479	3654	3996	4340	4685	5374	238
MYH1 **High Arm Sled Base Lounge** • Non-contrast C.O.M = 6.25 yds • 1 = Arms (Fabric Contrast 1) C.O.M. = 4 yd • 2 = Seat and back (Fabric Contrast 2) C.O.M. = 3 yd																							
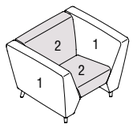	Non-contrast	MYHH4L/NC	□□□□				□□□	□□□	□□□	115.0#	$ 2861	$ 3189	$ 3278	$ 3380	$ 3450	$ 3585	$ 3726	$ 3897	$ 4242	$ 4586	$ 4931	$ 5621	$ 238
	Contrast	MYHH4L/FC	□□□□	□□□□			□□□	□□□	□□□	115.0#	2943	3272	3360	3462	3531	3669	3808	3980	4324	4669	5014	5703	238
MYH1 **High Arm 4-Leg Lounge** • Non-contrast C.O.M = 6.25 yds • 1 = Arms (Fabric Contrast 1) C.O.M. = 4 yd • 2 = Seat and back (Fabric Contrast 2) C.O.M. = 3 yd																							
		Ⓐ	Ⓑ	Ⓒ	Ⓓ	Ⓔ	Ⓕ	Ⓖ	Ⓗ														

HOW TO ORDER

Indicate the following information on order form:
1. Quantity of each item.
2. Model number, including options. See "How To Build a Model Number".
3. Any special service required.

Note: • The □ indicates that a choice is required.
- The absence of the □ indicates that no choice is required.
- Alpha-numeric characters in place of □ indicate that no other alternatives are available.

HOW TO BUILD A MODEL NUMBER

Ⓐ Select basic model.

Ⓑ Select non-contrast or fabric contrast 1.
Refer to **ki.com/fabrics**

Ⓒ Select fabric contrast 2.
Refer to **ki.com/fabrics**

Ⓓ Select base finish color.
Refer to the **Product Color Options** page in this price list.

Ⓔ Select glide option.

NGL	- No glides
GNY	- Nylon glides (black); add $6

Ⓕ Select power option.

NP	- No power
MPB	- Black power module; add $335
MPS	- Silver power module; add $335
MPW	- White power module; add $335

Ⓖ Select location of power.

LFP	- Left facing power
RFP	- Right facing power

No location selection is needed if No Power (NP) is selected.

Ⓗ Select moisture barrier.

NMB	- No moisture barrier
MB	- Moisture barrier

See pricing column for moisture barrier upcharge.

INFORMATION

C.O.M. Requirements
C.O.M. yardage requirements listed above are based on plain goods 54" wide. If less than 54" wide or fabrics requiring matching (stripes, plaids, prints, large patterns), additional yardage will be needed. Consult C.O.M. matrix on the Ordering C.O.M. and C.O.L. page for additional yardage needed. For C.O.M. fabric sent to KI-High Point on multiple rolls, add an additional yard of fabric per roll to the yardage requirements.

C.O.L. Requirements
Figure 18 sq. ft. of leather (C.O.L.) for each yard shown (i.e., 4.75 x 18 = 85.5 sq. ft.).

Contrasting Upholstery
When contrasting fabric is chosen, price at highest in-grade.

Minimum Fabric/Leather Quantity
Minimum order for fabric is 1 yard. Minimum order for leather is 1 hide (approximately 50 sq. ft).

California TB133 Fire Safety Code
For California Technical Bulletin 133 compliant models, a Product Modification Request in required. Contact Customer Service for details.

Model	
MYLH	$335
MYHL	$335
MYLH4L	$335
MYHL4L	$335
MYHH	$335
MYHH4L	$335

OPTIONS

Sled Glide Option
To order sled glides (polycarbonate), add /SG to the end of the model number and add upcharge.

Model	
All Sled Base Models	$6

NOTE

Base Finish
4-leg lounge base finish is polished aluminum.

Ganging
Only Low Arm to Low Arm, No Arm to No Arm, and No Arm to Low Arm sides will gang together. Work Arm and High Arm sides cannot gang.

SPECIAL SERVICES

Special Carton Marking

With specially marked information	N/C

Shipping
Ships **assembled, FOB High Point, NC 27263, freight prepaid.** Freight class 175

Specifications and prices are subject to change without prior notice.

MyWay®
Lobby and Lounge Seating

	Features	MODEL NUMBER Basic Model	Non-Contrast or Fabric Contrast 1	Fabric Contrast 2	Base Finish	Glide Option	Lam Clr	Power Option	Power Location	Moisture Barrier	Approx. Packaged Weight	Grade C.O.M.	Grade C	Grade D	Grade E & C.O.L.	Grade F	Grade G	Grade H	Grade I	Grade J	Grade K	Grade L Leather	Grade M Leather	Moisture Barrier add to list price
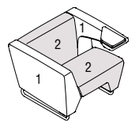	Non-contrast	MYHW/NC	□□□□		□□	□□	□□□	□□□	□□□	□□□	120.0#	$ 2744	$ 3075	$ 3160	$ 3263	$ 3331	$ 3468	$ 3607	$ 3779	$ 4126	$ 4470	$ 4815	$ 5504	$ 238
	Contrast	MYHW/FC	□□□□	□□□□	□□	□□	□□□	□□□	□□□	□□□	120.0#	2826	3156	3241	3344	3414	3550	3689	3862	4207	4551	4897	5586	238
MYH2																								
Left Facing High Arm/ Right Facing Work Arm Sled Base Lounge																								
• Non-contrast C.O.M = 6 yds																								
• 1 = Arms (Fabric Contrast 1) C.O.M. = 3.25 yd • 2 = Seat and back (Fabric Contrast 2) C.O.M. = 3 yd																								
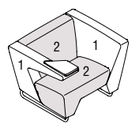	Non-contrast	MYWH/NC	□□□□		□□	□□	□□□	□□□	□□□	□□□	120.0#	$ 2744	$ 3075	$ 3160	$ 3263	$ 3331	$ 3468	$ 3607	$ 3779	$ 4126	$ 4470	$ 4815	$ 5504	$ 238
	Contrast	MYWH/FC	□□□□	□□□□	□□	□□	□□□	□□□	□□□	□□□	120.0#	2826	3156	3241	3344	3414	3550	3689	3862	4207	4551	4897	5586	238
MYH2																								
Left Facing Work Arm/ Right Facing High Arm Sled Base Lounge																								
• Non-contrast C.O.M = 6 yds																								
• 1 = Arms (Fabric Contrast 1) C.O.M. = 3.25 yd • 2 = Seat and back (Fabric Contrast 2) C.O.M. = 3 yd																								

Ⓐ Ⓑ Ⓒ Ⓓ Ⓔ Ⓕ Ⓖ Ⓗ Ⓘ

HOW TO ORDER

Indicate the following information on order form:
1. Quantity of each item.
2. Model number, including options. See "How To Build a Model Number".
3. Any special service required.

Note: • The □ indicates that a choice is required.
- The absence of the □ indicates that no choice is required.
- Alpha-numeric characters in place of □ indicate that no other alternatives are available.

HOW TO BUILD A MODEL NUMBER

Ⓐ Select basic model.

Ⓑ Select non-contrast or fabric contrast 1.
Refer to **ki.com/fabrics**

Ⓒ Select fabric contrast 2.
Refer to **ki.com/fabrics**

Ⓓ Select base finish color.
Refer to the **Product Color Options** page in this price list.

Ⓔ Select glide option.

NGL	- No glides
GNY	- Nylon glides (black); add $6

Ⓕ Select laminate color.
Refer to the **Product Color Options** page in this price list.
Tablet edge finish is always Natural on beech.

Ⓖ Select power option.

NP	- No power
MPB	- Black power module; add $335
MPS	- Silver power module; add $335
MPW	- White power module; add $335

Ⓗ Select location of power.

LFP	- Left facing power
RFP	- Right facing power

No location selection is needed if No Power (NP) is selected.

Ⓘ Select moisture barrier.

NMB	- No moisture barrier
MB	- Moisture barrier

See pricing column for moisture barrier upcharge.

INFORMATION

C.O.M. Requirements
C.O.M. yardage requirements listed above are based on plain goods 54" wide. If less than 54" wide or fabrics requiring matching (stripes, plaids, prints, large patterns), additional yardage will be needed. Consult C.O.M. matrix on the Ordering C.O.M. and C.O.L. page for additional yardage needed. For C.O.M. fabric sent to KI-High Point on multiple rolls, add an additional yard of fabric per roll to the yardage requirements.

C.O.L. Requirements
Figure 18 sq. ft. of leather (C.O.L.) for each yard shown (i.e., 4.75 x 18 = 85.5 sq. ft.).

Contrasting Upholstery
When contrasting fabric is chosen, price at highest in-grade.

Minimum Fabric/Leather Quantity
Minimum order for fabric is 1 yard. Minimum order for leather is 1 hide (approximately 50 sq. ft).

California TB133 Fire Safety Code
For California Technical Bulletin 133 compliant models, a Product Modification Request in required. Contact Customer Service for details.

Model	
MYHW	$373
MYWH	$373
MYHW4L	$373
MYWH4L	$373

OPTIONS

Sled Glide Option
To order sled glides (polycarbonate), add /SG to the end of the model number and add upcharge.

Model	
All Sled Base Models	$6

NOTE

Ganging
Only Low Arm to Low Arm, No Arm to No Arm, and No Arm to Low Arm sides will gang together. Work Arm and High Arm sides cannot gang.

SPECIAL SERVICES

Special Carton Marking

With specially marked information	N/C

Shipping
Ships **assembled, FOB High Point, NC 27263, freight prepaid.** Freight class 175

Specifications and prices are subject to change without prior notice.

MyWay®
Lobby and Lounge Seating

	MODEL	Features	MODEL NUMBER Basic Model	Non-Contrast or Fabric Contrast 1	Fabric Contrast 2	Lam Clr	Power Option	Power Location	Moisture Barrier	Approx. Packaged Weight	Grade C.O.M.	Grade C	Grade D	Grade E & C.O.L.	Grade F	Grade G	Grade H	Grade I	Grade J	Grade K	Grade L Leather	Grade M Leather	Moisture Barrier add to list price
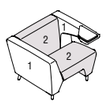 MYH2	**Left Facing High Arm/ Right Facing Work Arm 4-Leg Lounge** • Non-contrast C.O.M = 6.25 yds • 1 = Arms (Fabric Contrast 1) C.O.M. = 3.25 yd • 2 = Seat and back (Fabric Contrast 2) C.O.M. = 3 yd	Non-contrast	MYHW4L/NC	□□□□		□□□	□□□	□□□	□□□	120.0#	$ 3075	$ 3399	$ 3487	$ 3590	$ 3659	$ 3797	$ 3935	$ 4106	$ 4452	$ 4799	$ 5144	$ 5830	$ 238
		Contrast	MYHW4L/FC	□□□□	□□□□	□□□	□□□	□□□	□□□	120.0#	3156	3482	3568	3673	3740	3878	4016	4188	4534	4879	5222	5913	238
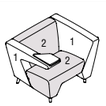 MYH2	**Left Facing Work Arm/ Right Facing High Arm 4-Leg Lounge** • Non-contrast C.O.M = 6 yds • 1 = Arms (Fabric Contrast 1) C.O.M. = 3.25 yd • 2 = Seat and back (Fabric Contrast 2) C.O.M. = 3 yd	Non-contrast	MYWH4L/NC	□□□□		□□□	□□□	□□□	□□□	120.0#	$ 3075	$ 3399	$ 3487	$ 3590	$ 3659	$ 3797	$ 3935	$ 4106	$ 4452	$ 4799	$ 5144	$ 5830	$ 238
		Contrast	MYWH4L/FC	□□□□	□□□□	□□□	□□□	□□□	□□□	120.0#	3156	3482	3568	3673	3740	3878	4016	4188	4534	4879	5222	5913	238
				Ⓐ	Ⓑ	Ⓒ	Ⓓ	Ⓔ	Ⓕ	Ⓖ													

HOW TO ORDER

Indicate the following information on order form:
1. Quantity of each item.
2. Model number, including options. See “How To Build a Model Number”.
3. Any special service required.

Note: • The □ indicates that a choice is required.
- The absence of the □ indicates that no choice is required.
- Alpha-numeric characters in place of □ indicate that no other alternatives are available.

HOW TO BUILD A MODEL NUMBER

Ⓐ Select basic model.

Ⓑ Select non-contrast or fabric contrast 1.
Refer to **ki.com/fabrics**

Ⓒ Select fabric contrast 2.
Refer to **ki.com/fabrics**

Ⓓ Select laminate color.
Refer to the **Product Color Options** page in this price list.
Tablet edge finish is always Natural on beech.

Ⓔ Select power option.

NP	- No power
MPB	- Black power module; add $335
MPS	- Silver power module; add $335
MPW	- White power module; add $335

Ⓕ Select location of power.

LFP	- Left facing power
RFP	- Right facing power

No location selection is needed if No Power (NP) is selected.

Ⓖ Select moisture barrier.

NMB	- No moisture barrier
MB	- Moisture barrier

See pricing column for moisture barrier upcharge.

INFORMATION

C.O.M. Requirements
C.O.M. yardage requirements listed above are based on plain goods 54” wide. If less than 54” wide or fabrics requiring matching (stripes, plaids, prints, large patterns), additional yardage will be needed. Consult C.O.M. matrix on the Ordering C.O.M. and C.O.L. page for additional yardage needed. For C.O.M. fabric sent to KI-High Point on multiple rolls, add an additional yard of fabric per roll to the yardage requirements.

C.O.L. Requirements
Figure 18 sq. ft. of leather (C.O.L.) for each yard shown (i.e., 4.75 x 18 = 85.5 sq. ft.).

Contrasting Upholstery
When contrasting fabric is chosen, price at highest in-grade.

Minimum Fabric/Leather Quantity
Minimum order for fabric is 1 yard. Minimum order for leather is 1 hide (approximately 50 sq. ft).

California TB133 Fire Safety Code
For California Technical Bulletin 133 compliant models, a Product Modification Request in required. Contact Customer Service for details.

Model	
MYHW	$373
MYWH	$373
MYHW4L	$373
MYWH4L	$373

NOTE

Ganging
Only Low Arm to Low Arm, No Arm to No Arm, and No Arm to Low Arm sides will gang together. Work Arm and High Arm sides cannot gang.

SPECIAL SERVICES

Special Carton Marking

With specially marked information	N/C

Shipping
Ships **assembled, FOB High Point, NC 27263, freight prepaid.** Freight class 175

Specifications and prices are subject to change without prior notice.

MyWay®
Tables

	MODEL	W x D x H	MODEL NUMBER: Basic Model	Base Finish	Glide Option	Laminate Color	Edge Color	Power Option	Approx. Packaged Weight	Delivered Pricing
 MYTB	**Small Laminate End Table**	24 x 24 x 16”	MYTB9012	□□	□□	□□	□□□		45.0#	$ 1027
 MYTB	**Laminate End Table**	24 x 24 x 22”	MYTB9013	□□	□□	□□	□□□		50.0#	$ 1044
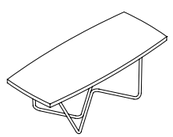 MYTB	**Laminate Coffee Table**	24 x 42 x 16”	MYTB9014	□□	□□	□□	□□□	□□□□	75.0#	$ 1327
			Ⓐ	Ⓑ	Ⓒ	Ⓓ	Ⓔ	Ⓕ		

HOW TO ORDER

Indicate the following information on order form:
1. Quantity of each item.
2. Model number, including options. See “How To Build a Model Number”.
3. Any special service required.

Note: • The □ indicates that a choice is required.
- The absence of the □ indicates that no choice is required.
- Alpha-numeric characters in place of □ indicate that no other alternatives are available.

HOW TO BUILD A MODEL NUMBER

Ⓐ Select basic model.

Ⓑ Select base finish color.
Refer to the **Product Color Options** page in this price list.

Ⓒ Select glide option.

NGL	- No glides
GNY	- Nylon glides (black); add $6

Ⓓ Select laminate color.
Refer to the **Product Color Options** page in this price list.

Ⓔ Select primary edge color.
Refer to the **Product Color Options** page in this price list.

Ⓕ Select power option.

NP	- No power
MTPB	- Black table power module; add $433
MTPS	- Silver table power module; add $433
MTPW	- White table power module; add $433

OPTIONS

Sled Glide Option
To order sled glides (polycarbonate), add /SG to the end of the model number and add upcharge.

Model	
All Sled Base Models	$6

SPECIAL SERVICES

Special Carton Marking

With specially marked information	N/C

Shipping
Ships **assembled, FOB High Point, NC 27263, freight prepaid.** Freight class 175

Specifications and prices are subject to change without prior notice.

1330 Bellevue Street
P.O. Box 8100
Green Bay, WI 54308-8100
800.424.2432
ki.com

KI and Furnishing Knowledge are registered
trademarks of Krueger International, Inc.

© 2020 Krueger International, Inc.
All Rights Reserved.
Code KI-PLW-000210/KI/PDF

OATH® SEATING

PRICE LIST

January 3, 2011

Updated October 3, 2022

800.424.2432

Contents

Refer to KI Terms & Conditions document or visit ki.com.

Contents

Refer to KI Terms & Conditions document or visit ki.com.

Ordering COM, COL and COV

Information 3

Oath™

General Information 4
General Information 5
Product Color Options 6
Task Chairs 7
Task Stools 8

Ordering COM, COL and COV
Information

How to Specify C.O.M. Upholstery
Textile designs often have intricate patterns. Not all individuals will interpret fabric direction in the same manner.

As a standard procedure, KI cuts fabrics off the roll in a horizontal fashion as shown in Diagram A at the right. By cutting in this fashion, most waste is eliminated. Our requirements for yardage in this book are based on this type of cutting. When directional or patterned fabrics are used, they often require more yardage than solid colors.

By providing KI with a completely filled-out copy of the form on this page, we will be able to expedite your order. We find it particularly helpful with directional or patterned upholstery material. It is critical that copies of this form accompany test quantities as well as production quantities of C.O.M.

C.O.M. must be supplied in continuous yardage.

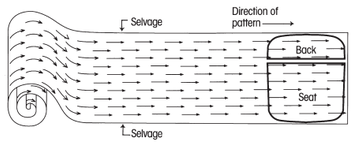

C.O.M., C.O.L. and C.O.V. Testing
KI will require for testing actual yardage to upholster one chair. The testing requirements depend on which chair you have selected on your order.

Test samples will be applied to the order and will be held for 6 months if needed. After 6 months, the sample can no longer be applied to your order. For all products to be tested, send test samples for approval to:

KI
Attn: C.O.M. Specialist
1687 Westminster Drive, Gate 3
Green Bay WI 54302

To expedite the procedure, attach a copy of the "C.O.M. Information Form" on this page.

All C.O.M., C.O.L. and C.O.V. must be labeled with the purchase order number.

C.O.M., C.O.L. and C.O.V. Production
Customer's fabrics and leathers must be approved prior to acceptance for production. Upon test approval, a 1' square sample swatch of upholstery material must accompany the order. KI assumes no responsibility for wear, defects or performance of customer's own fabrics, vinyl or leather. C.O.M., C.O.L. and C.O.V. orders are available on a deferred delivery basis.

Orders for production of C.O.M., C.O.L. and C.O.V. upholstered products are not scheduled for processing until upholstery material is received. Upon receipt, KI will provide an acknowledgement and an estimated shipping date.

KI recommends that leather be ordered in yardage. Leather must be usable. The outer edges cannot be calculated as square feet or yardage.

The C.O.M., C.O.L. and C.O.V. yardage requirements accompanying products in the pricing section are for 10 chairs/seats or less, 54" wide nondirectional material. On larger orders, less material is required.

For exact production yardage requirements, call 1-800-424-2432, ext. 2707.

C.O.M., C.O.L. and C.O.V. Order Processing
For products shipped from Green Bay, WI facility, ship upholstery material to:

KI
Attn: C.O.M. Storage
1687 Westminster Drive, Gate 3
Green Bay, WI 54302

T

For products shipped from Bonduel, WI facility, ship material to:

KI
Attn: C.O.M. Storage
204 West South Street
Bonduel, WI 54107

For products shipped from Ontario, CA facility , ship material to:

Avail/Impress/Kismet/Medical & Laboratory Stools/Pilot
Attn: C.O.M. Storage
1110 S. Mildred Ave.
Ontario, CA 91761

Intricate Patterns
In the event of specific requirements for positioning of intricate patterns or pattern repeats on seats and backrests, provide a sketch noting requirements, as in Diagram B, along with materials for testing, and with the order.



Diagram B

Treated Materials
If C.O.M. requires processing such as Scotchgard® or acrylic backing, it often shrinks. To prevent delays in delivery or back ordering due to shrinkage, please have your processor remeasure after processing and assure adequate yardage shipment.

Split Orders
If a portion of the shipment which does not require C.O.M., C.O.L. or C.O.M. applications is to be processed and shipped early, KI will enter the order immediately at your request. These split shipments are subject to minimum order changes.

Contact the C.O.M. Specialist at 1-800-424-2432, ext. 2707, with questions or to verify a split order.

Excess Upholstery Material
KI will dispose of excess upholstery material at the time of shipment unless expressly requested to return it with the product shipment.

Cancelled or Changed Orders
KI assumes no responsibility for extra C.O.M., C.O.L. or C.O.V. material due to a change of upholstery or cancellation of an order. It is the customer's responsibility to arrange for return of this material.

C.O.M., C.O.L and C.O.V. Information Form

A copy of this form should accompany test requests and production orders. Please fill it out completely, and, if your order has been acknowledged, provide the acknowledgement number.

Purchasing Agent (Dealer or buying organization)

Attention

Address

City State Zip

Project Name

Type of seating and number of units of each type

Please see information below and check the appropriate box.

☐ Submitted for testing.

Purchase Order Number

☐ Test approved. Submitted for production.

KI Acknowledgement Number

In all instances, send this form to the C.O.M. Specialist.

☐ A Selvage Top and Bottom



☐ B Selvage Side and Side



C.O.M. SHIPPING LOCATION

Architectural Walls
- Evoke ..... MN
- Genius Walls ..... MN

Casegoods
- Aristotle Tackboards ..... MN
- Likha Tackboards ..... MN

Classroom Furniture
- Intellect Wave Chairs ..... GB
- Learn2 ..... GB
- Ruckus ..... GB

Desking
- 700 Series Desking ..... KP
- Balance Overheads ..... MN
- Genesis Desking ..... MN
- True Desking ..... KP
- Universal Overheads ..... MN
- WorkZone Desking ..... MN

Files & Storage
- 700 Series Pedestal Cushion ..... GB
- Connection Zone Pads ..... BW
- U-Series Pedestal Cushion ..... GB
- Tattoo ..... BW

Fixed Seating
- Concerto Auditorium Seating ..... BW
- Single Pedestal Seating ..... GB
- Jury Base Seating ..... GB
- Lancaster Auditorium Seating ..... BW
- Sequence Seating ..... GB
- University Seating ..... GB

Panel Systems
- All Terrain ..... KP
- Balance Overheads ..... MN
- System 3000 ..... MN
- Universal Overheads ..... MN
- Wireworks ..... MN
- Unite ..... MN

Residence Hall Furniture
- RoomScape Furniture ..... MN

Screens
- All Terrain ..... KP
- Connection Zone ..... BW
- True/Volition ..... KP
- Genesis ..... KP
- Tattoo ..... MN
- Universal ..... BW

Seating
- 400 Series Folding Chairs ..... BW
- 600 Series Folding Chairs ..... BW
- 600 Series Stools ..... BW
- Affina Collection ..... HN
- Altus Task Chairs ..... GB
- Apply Stack Chairs ..... GB
- Auditorium Folding Chairs ..... BW
- Calida Lounge Seating ..... HN
- Diem Task Chairs ..... OM
- Doni Collection ..... GB
- FourC Seating ..... GB
- Gladly Lounge Seating ..... VQ
- Grazie Seating ..... GB
- Hiatus Sleeper Bench ..... HN
- Hub Modular Lounge Seating ..... HN
- Impress Task Chairs ..... OM
- Impress Ultra Task Chairs ..... OM
- Jessa Lounge Seating ..... HN
- Jubilee Lounge Seating ..... VQ
- Katera Guest Chair ..... GB
- Kurv Benches ..... HN
- LaResta Day Beds ..... HN
- LimeLite ..... GB
- Lyra Lounge Seating ..... HN
- Maestro Stack Chairs ..... GB
- Matrix Stack Chairs ..... GB
- Medical & Laboratory Stools ..... OM
- MyPlace Lounge Seating ..... HN
- MyWay Seating ..... HN
- Oath Task Chairs and Stools ..... GB
- Opt4 ..... GB
- Pilot Task Chairs ..... OM
- Promenade Seating System ..... BW
- Ruckus ..... GB
- Sela Lounge Seating ..... HN
- Sift Task Chairs ..... GB
- Signia Task Chairs and Stools ..... OM
- Soltice Metal Collection ..... HN
- Soltice Multiple, Healthcare & Guest ..... HN
- Soltice II Healthcare Seating ..... HN
- Strive Multiple, Stack & Task ..... GB
- Sway ..... BW
- Tattoo ..... HN
- Torsion-on-the-Go! Nesting Chairs ..... GB
- Torsion Air Stack and Task Seating ..... GB
- Zoetry ..... HN

KI Manufacturing Sites - Customer's Own Material Shipment Manufacturing Site Addresses

BW
KI Bonduel
Attn: COM Storage
204 West South St.
Bonduel, WI 54107

HN
KI High Point
Attn: COM Storage
217 Feld Avenue
High Point, NC 27263

MN
KI Manitowoc
Attn: COM Storage
1400 S. 41st St.
Manitowoc, WI 54220

VQ
KI
Attn: COM Fabrics
6892 Marlin Circle
La Palma, CA 90623

GB
KI Green Bay
Attn: COM Storage
1687 Westminster Drive - Gate 3
Green Bay, WI 54302

KP
KI Pembroke
Attn: COM Storage
1000 Olympic Dr.
Pembroke, Ontario K8A6X7

OM
KI
Attn: COM Storage
1110 S. Mildred Ave.
Ontario, CA 91761

© 2022 Krueger International Inc. All Rights reserved. Code KI-FF-000059/KI/PDF/0822

Oath™
General Information

Oath™
General Information



Armless Task Chair (OH84QO)



Arm Task Chair (OH84QB)

Features		
Self-weighing (weight-activated) mechanism	•	•
Height adjustable arms		•
Black nylon base	•	•
300 lb weight rating	•	•
Black or Cool Grey Mesh Back	•	•
General Dimensions		
Seat width	20"	20"
Seat depth	19"	19"
Seat height	16-1/2" - 21"	16-1/2" - 21"
Back width	18"	18"
Back height (above seat)	23"	23"
Inside arm distance		19 1/2"
Arm height (from floor)		23-1/2" - 30-1/2"
Overall Dimensions		
Width	27-1/2"	27-1/2"
Depth	26"	26"
Height	39-1/2" - 44"	39-1/2" - 44"
Base	26" DIA	26" DIA



Armless Task Stool (OH94QO)



Arm Task Stool (OH94QB)

Features		
Self-weighing (weight-activated) mechanism	•	•
Height adjustable arms		•
Black nylon base	•	•
300 lb weight rating	•	•
Black or Cool Grey Mesh Back	•	•
General Dimensions		
Seat width	20"	20"
Seat depth	19"	19"
Seat height	22-1/2" - 30"	22-1/2" - 30"
Back width	18"	18"
Back height (above seat)	23"	23"
Inside arm distance		19 1/2"
Arm height (from floor)		29-1/2" - 39-1/2"
Overall Dimensions		
Width	27-1/2"	27-1/2"
Depth	26"	26"
Height	45-1/2" - 53"	45-1/2" - 53"
Base	26" DIA	26" DIA

INFORMATION

C.O.M. Testing and Production Requirements

Not all materials are suitable for upholstering this product. A 1 yd. x 54" sample must be submitted and approved prior to acceptance of an order. If the fabric is directional in pattern or weave, the direction must be indicated on the submitted sample, and additional yardage may be requested.

Test sample must be sent to:

KI
Attn: C.O.M. Storage
1687 Westminster Drive - Gate 3
Green Bay, WI 54302

Fabric Disclaimer

Fabric will be applied as swatched by the fabric manufacturer. Fabric that is required to be applied differently than is swatched will need a Product Modification Request written specifying the direction the fabric is to be applied.

INFORMATION

Warranty

Refer to KI Terms & Conditions document or visit ki.com

Oath™
General Information

TECHNICAL SPECIFICATIONS

Mechanism
A weight-activated mechanism passively adjusts backrest tilt tension based on occupant weight. The mechanism is made of stamped steel with a black plastic trim cover. One lever operates the height-adjust cylinder and a second lever allows the backrest tilt mechanism to move freely, or locks it in one of four positions.

Seat
Plywood seat board with molded urethane foam is upholstered using a drawstring method and finished with a black plastic under-shroud.

Backrest
Reinforced black nylon frame with mesh insert.

Base
Available in an injection-molded, glass-reinforced black nylon 5-blade base or a polished die-cast aluminum 5-blade base.

Casters
Casters are 50mm O.D., double-wheel high-impact thermoplastic, available with hard or soft wheel surface. Only available in black.

Arms
Optional height-adjustable arms are molded in black reinforced plastic with molded black polyurethane arm caps. Armrests mount directly to the seat board.

Foot Ring
Task stools are equipped with an adjustable-height foot ring with black, die-cast aluminum hub and spokes, with an 18" diameter chrome-plated tubular steel ring.

STATEMENT OF LINE

Oath Task Chairs



Oath Task Stools



Oath Task Armchair

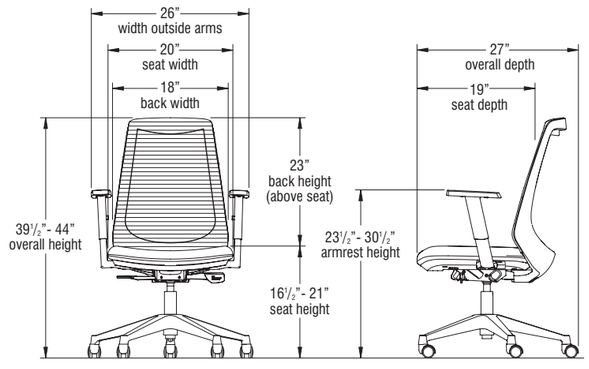

Oath Task Armless Chair

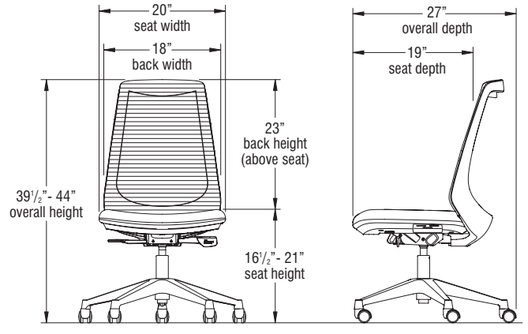

Oath Task Arm Stool

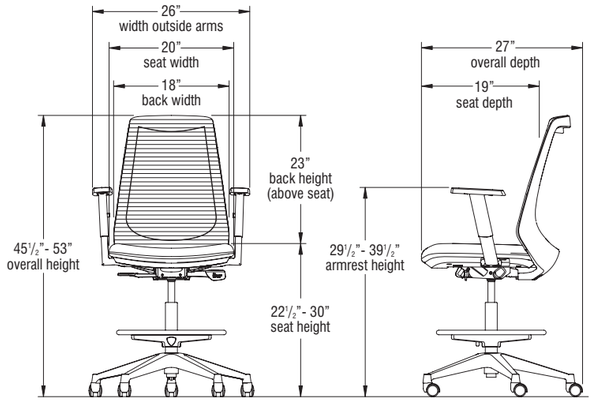

Oath Task Armless Stool

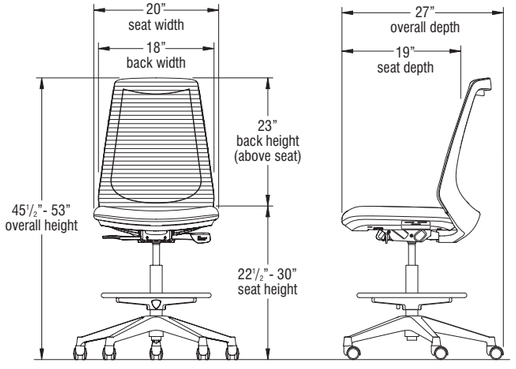

Oath™
Product Color Options

Back Mesh Color

Cool Grey	OMCG
Black	OMBL

Base Finish

Aluminum base	A
Black plastic base	P

Polished Aluminum requires an upcharge.

Oath™
Task Chairs

Oath™
Task Chairs

	MODEL	MODEL NUMBER Basic Model	Fire Code	Base Finish	Caster Type	Mesh Color	Upholstery Color	Approx. Packaged Weight	Delivered Pricing C.O.V.	Delivered Pricing Fabric Grade 1 & C.O.M.	Delivered Pricing Fabric Grade 2	Delivered Pricing Fabric Grade 3 & Group 2V Vinyl	Delivered Pricing Pallas Fabric Group P0	Delivered Pricing Pallas Fabric Group P1	Delivered Pricing Pallas Fabric Group P2	Delivered Pricing Pallas Fabric Group P3	Delivered Pricing Pallas Fabric Group P4
 OH84	**Armless Task Chair** • Self-weighing (weight-activated) mechanism • Mesh backrest • Upholstered seat	0H84Q0	□□□	□	□□	□□□□	□□□□□	31.0#	$ 651	$ 651	$ 665	$ 674	$ 710	$ 762	$ 791	$ 819	$ 851
 OH84	**Arm Task Chair** • Self-weighing (weight-activated) mechanism • Mesh backrest • Upholstered seat • Height adjustable arms	0H84QB	□□□	□	□□	□□□□	□□□□□	32.5#	$ 787	$ 787	$ 802	$ 811	$ 847	$ 897	$ 926	$ 955	$ 988
		Ⓐ	Ⓑ	Ⓒ	Ⓓ	Ⓔ	Ⓕ										

HOW TO ORDER

Indicate the following information on order form:
1. Quantity of each item.
2. Model number, including options. See “How To Build a Model Number”.
3. Any special service required.

Note: • The □ indicates that a choice is required.
- The absence of the □ indicates that no choice is required.
- Alpha-numeric characters in place of □ indicate that no other alternatives are available.

HOW TO BUILD A MODEL NUMBER

Ⓐ Select basic model.

Ⓑ Select fire code.

NFR	- Compliance to TB 117-2013
FR	- Compliance to TB 133

See FR upcharge under Options.

Ⓒ Select base finish.

A	- Aluminum base; add $119
P	- Black plastic base

Ⓓ Select caster option.

CC	- Carpet casters
SC	- Hard floor casters

Ⓔ Select backrest mesh color.
Refer to **ki.com/fabrics**

Ⓕ Select upholstery grade/color.
Refer to **ki.com/fabrics**

OPTIONS

California TB133 Fire Safety Code
For California Technical Bulletin 133 compliant models, add the following upcharge:

Added Lead Time=1 week
Added List Price=$100

UPHOLSTERY INFORMATION

C.O.M. and C.O.V. Upholstery
C.O.M. and C.O.V. requirement for less than 10 chairs is 1 yard of 54” wide nondirectional fabric. For orders of 10 or more chairs, the requirement is 1/2 yard. For complete information on ordering C.O.M. and C.O.V., see “Ordering C.O.M., C.O.V. and C.O.L.” section.

SPECIAL SERVICES

Special Carton Marking

With specially marked information	N/C

Shipping
Ships **assembled, FOB Green Bay, WI 54302, freight prepaid.** Freight class 250.

Specifications and prices are subject to change without prior notice.

Oath™
Task Stools

Oath™
Task Stools

	MODEL	MODEL NUMBER Basic Model	Fire Code	Base Finish	Caster Type	Mesh Color	Upholstery Color	Approx. Packaged Weight	Delivered Pricing C.O.V.	Delivered Pricing Fabric Grade 1 & C.O.M.	Delivered Pricing Fabric Grade 2	Delivered Pricing Fabric Grade 3 & Group 2V Vinyl	Delivered Pricing Pallas Fabric Group P0	Delivered Pricing Pallas Fabric Group P1	Delivered Pricing Pallas Fabric Group P2	Delivered Pricing Pallas Fabric Group P3	Delivered Pricing Pallas Fabric Group P4
 OH94	**Armless Task Stool** • Self-weighing (weight-activated) mechanism • Black or Cool Grey Mesh backrest • Upholstered seat • Height-adjustable 18" foot ring • Seat height range of 22.5" - 30"	0H94Q0	□□□	□	□□	□□□□	□□□□□	35.0#	$ 787	$ 787	$ 802	$ 811	$ 847	$ 897	$ 926	$ 955	$ 988
 OH94	**Arm Task Stool** • Self-weighing (weight-activated) mechanism • Black or Cool Grey Mesh backrest • Upholstered seat • Height-adjustable arms • Height-adjustable 18" foot ring • Seat height range of 22.5" - 30"	0H94QB	□□□	□	□□	□□□□	□□□□□	36.5#	$ 923	$ 923	$ 939	$ 946	$ 982	$ 1033	$ 1062	$ 1093	$ 1123
		Ⓐ	Ⓑ	Ⓒ	Ⓓ	Ⓔ	Ⓕ										

HOW TO ORDER

Indicate the following information on order form:
1. Quantity of each item.
2. Model number, including options. See "How To Build a Model Number".
3. Any special service required.

Note: • The □ indicates that a choice is required.
- The absence of the □ indicates that no choice is required.
- Alpha-numeric characters in place of □ indicate that no other alternatives are available.

HOW TO BUILD A MODEL NUMBER

Ⓐ Select basic model.

Ⓑ Select fire code.

NFR	- Compliance to TB 117-2013
FR	- Compliance to TB 133

See FR upcharge under Options.

Ⓒ Select base finish.

A	- Aluminum base; add $119
P	- Black plastic base

Ⓓ Select caster option.

SC	- Hard floor casters
CC	- Carpet casters

Ⓔ Select backrest mesh color.
Refer to **ki.com/fabrics**

Ⓕ Select upholstery grade/color.
Refer to **ki.com/fabrics**

OPTIONS

California TB133 Fire Safety Code
For California Technical Bulletin 133 compliant models, add the following upcharge:

Added Lead Time=1 week
Added List Price=$100

UPHOLSTERY INFORMATION

C.O.M. and C.O.V. Upholstery
C.O.M. and C.O.V. requirement for less than 10 chairs is 1 yard of 54" wide nondirectional fabric. For orders of 10 or more chairs, the requirement is 1/2 yard. For complete information on ordering C.O.M. and C.O.V., see "Ordering C.O.M., C.O.V. and C.O.L." section.

SPECIAL SERVICES

Special Carton Marking

With specially marked information	N/C

Shipping
Ships **assembled, FOB Green Bay, WI 54302, freight prepaid.** Freight class 250.

Specifications and prices are subject to change without prior notice.

1330 Bellevue Street
P.O. Box 8100
Green Bay, WI 54308-8100
800.424.2432
ki.com

KI and Furnishing Knowledge are registered
trademarks of Krueger International, Inc.

© 2020 Krueger International, Inc.
All Rights Reserved.
Code KI-PLW-000433/KI/PDF

Furnishing Knowledge®

OPT4® SEATING

PRICE LIST

January 3, 2011

Updated October 3, 2022

800.424.2432

Contents

Refer to KI Terms & Conditions document or visit ki.com.

Contents

Refer to KI Terms & Conditions document or visit ki.com.

Ordering C.O.M., C.O.L., and C.O.V.

Bonduel, Green Bay, Ontario, Tupelo and Shipping Locations 3

Opt4®

General Information 4
Technical Specifications 8
Product Color Options 12
Four-Leg 13
High Density Chair 17
Cafe Stools 18
Dolly 19

Ordering COM, COL and COV
Information

Ordering COM, COL and COV
Information

How to Specify C.O.M. Upholstery
Textile designs often have intricate patterns. Not all individuals will interpret fabric direction in the same manner.

As a standard procedure, KI cuts fabrics off the roll in a horizontal fashion as shown in Diagram A at the right. By cutting in this fashion, most waste is eliminated. Our requirements for yardage in this book are based on this type of cutting. When directional or patterned fabrics are used, they often require more yardage than solid colors.

By providing KI with a completely filled-out copy of the form on this page, we will be able to expedite your order. We find it particularly helpful with directional or patterned upholstery material. It is critical that copies of this form accompany test quantities as well as production quantities of C.O.M.

C.O.M. must be supplied in continuous yardage.

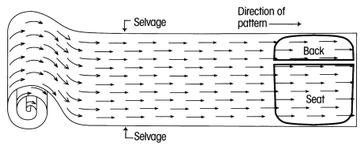

C.O.M., C.O.L. and C.O.V. Testing
KI will require for testing actual yardage to upholster one chair. The testing requirements depend on which chair you have selected on your order.

Test samples will be applied to the order and will be held for 6 months if needed. After 6 months, the sample can no longer be applied to your order. For all products to be tested, send test samples for approval to:

KI
Attn: C.O.M. Specialist
1687 Westminster Drive, Gate 3
Green Bay WI 54302

To expedite the procedure, attach a copy of the "C.O.M. Information Form" on this page.

All C.O.M., C.O.L. and C.O.V. must be labeled with the purchase order number.

C.O.M., C.O.L. and C.O.V. Production
Customer's fabrics and leathers must be approved prior to acceptance for production. Upon test approval, a 1' square sample swatch of upholstery material must accompany the order. KI assumes no responsibility for wear, defects or performance of customer's own fabrics, vinyl or leather. C.O.M., C.O.L. and C.O.V. orders are available on a deferred delivery basis.

Orders for production of C.O.M., C.O.L. and C.O.V. upholstered products are not scheduled for processing until upholstery material is received. Upon receipt, KI will provide an acknowledgement and an estimated shipping date.

KI recommends that leather be ordered in - yardage. Leather must be usable. The outer edges cannot be calculated as square feet or yardage.

The C.O.M., C.O.L. and C.O.V. yardage requirements accompanying products in the pricing section are for 10 chairs/seats or less, 54" wide nondirectional material. On larger orders, less material is required.

For exact production yardage requirements, call 1-800-424-2432, ext. 2707.

C.O.M., C.O.L. and C.O.V. Order Processing

For products shipped from Green Bay, WI facility, ship upholstery material to:

KI
Attn: C.O.M. Storage
1687 Westminster Drive - Gate 3
Green Bay, WI 54302

For products shipped from Bonduel, WI facility, ship material to:

KI
Attn: C.O.M. Storage
204 West South Street
Bonduel, WI 54107

For products shipped from Ontario, CA facility , ship material to:

Avail/Impress/Kismet/Medical & Laboratory Stools/Pilot
Attn: C.O.M. Storage
1110 S. Mildred Ave.
Ontario, CA 91761

Intricate Patterns
In the event of specific requirements for positioning of intricate patterns or pattern repeats on seats and backrests, provide a sketch noting requirements, as in Diagram B, along with materials for testing, and with the order.

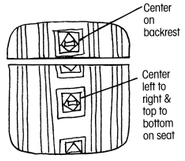

Diagram B

Treated Materials
If C.O.M. requires processing such as Scotchgard® or acrylic backing, it often shrinks. To prevent delays in delivery or back ordering due to shrinkage, please have your processor remeasure after processing and assure adequate yardage shipment.

Split Orders
If a portion of the shipment which does not require C.O.M., C.O.L. or C.O.M. applications is to be processed and shipped early, KI will enter the order immediately at your request. These split shipments are subject to minimum order changes.

Excess Upholstery Material
KI will dispose of excess upholstery material at the time of shipment unless expressly requested to return it with the product shipment.

Cancelled or Changed Orders
KI assumes no responsibility for extra C.O.M., C.O.L. or C.O.V. material due to a change of upholstery or cancellation of an order. It is the customer's responsibility to arrange for return of this material.

Contact the C.O.M. Specialist at 1-800-424-2432, ext. 2707, with questions or to verify a split order.

C.O.M., C.O.L and C.O.V. Information Form

A copy of this form should accompany test requests and production orders. Please fill it out completely, and, if your order has been acknowledged, provide the acknowledgement number.

Purchasing Agent (Dealer or buying organization)

Attention

Address

City State Zip

Project Name

Type of seating and number of units of each type

Please see information below and check the appropriate box.

☐ Submitted for testing.

Purchase Order Number

☐ Test approved. Submitted for production.

KI Acknowledgement Number

In all instances, send this form to the C.O.M. Specialist.

☐ A Selvage Top and Bottom



☐ B Selvage Side and Side



C.O.M. SHIPPING LOCATION

Architectural Walls
- Evoke ..... MN
- Genius Walls ..... MN

Casegoods
- Aristotle Tackboards ..... MN
- Likha Tackboards ..... MN

Classroom Furniture
- Intellect Wave Chairs ..... GB
- Learn2 ..... GB
- Ruckus ..... GB

Desking
- 700 Series Desking ..... KP
- Balance Overheads ..... MN
- Genesis Desking ..... MN
- True Desking ..... KP
- Universal Overheads ..... MN
- WorkZone Desking ..... MN

Files & Storage
- 700 Series Pedestal Cushion ..... GB
- Connection Zone Pads ..... BW
- U-Series Pedestal Cushion ..... GB
- Tattoo ..... BW

Fixed Seating
- Concerto Auditorium Seating ..... BW
- Single Pedestal Seating ..... GB
- Jury Base Seating ..... GB
- Lancaster Auditorium Seating ..... BW
- Sequence Seating ..... GB
- University Seating ..... GB

Panel Systems
- All Terrain ..... KP
- Balance Overheads ..... MN
- System 3000 ..... MN
- Universal Overheads ..... MN
- Wireworks ..... MN
- Unite ..... MN

Residence Hall Furniture
- RoomScape Furniture ..... MN

Screens
- All Terrain ..... KP
- Connection Zone ..... BW
- True/Volition ..... KP
- Genesis ..... KP
- Tattoo ..... MN
- Universal ..... BW

Seating
- 400 Series Folding Chairs ..... BW
- 600 Series Folding Chairs ..... BW
- 600 Series Stools ..... BW
- Affina Collection ..... HN
- Altus Task Chairs ..... GB
- Apply Stack Chairs ..... GB
- Auditorium Folding Chairs ..... BW
- Calida Lounge Seating ..... HN
- Diem Task Chairs ..... OM
- Doni Collection ..... GB
- FourC Seating ..... GB
- Gladly Lounge Seating ..... VQ
- Grazie Seating ..... GB
- Hiatus Sleeper Bench ..... HN
- Hub Modular Lounge Seating ..... HN
- Impress Task Chairs ..... OM
- Impress Ultra Task Chairs ..... OM
- Jessa Lounge Seating ..... HN
- Jubilee Lounge Seating ..... VQ
- Katera Guest Chair ..... GB
- Kurv Benches ..... HN
- LaResta Day Beds ..... HN
- LimeLite ..... GB
- Lyra Lounge Seating ..... HN
- Maestro Stack Chairs ..... GB
- Matrix Stack Chairs ..... GB
- Medical & Laboratory Stools ..... OM
- MyPlace Lounge Seating ..... HN
- MyWay Seating ..... HN
- Oath Task Chairs and Stools ..... GB
- Opt4 ..... GB
- Pilot Task Chairs ..... OM
- Promenade Seating System ..... BW
- Ruckus ..... GB
- Sela Lounge Seating ..... HN
- Sift Task Chairs ..... GB
- Signia Task Chairs and Stools ..... OM
- Soltice Metal Collection ..... HN
- Soltice Multiple, Healthcare & Guest ..... HN
- Soltice II Healthcare Seating ..... HN
- Strive Multiple, Stack & Task ..... GB
- Sway ..... BW
- Tattoo ..... HN
- Torsion-on-the-Go! Nesting Chairs ..... GB
- Torsion Air Stack and Task Seating ..... GB
- Zoetry ..... HN

KI Manufacturing Sites - Customer's Own Material Shipment Manufacturing Site Addresses

BW
KI Bonduel
Attn: COM Storage
204 West South St.
Bonduel, WI 54107

HN
KI High Point
Attn: COM Storage
217 Feld Avenue
High Point, NC 27263

MN
KI Manitowoc
Attn: COM Storage
1400 S. 41st St.
Manitowoc, WI 54220

VQ
KI
Attn: COM Fabrics
6892 Marlin Circle
La Palma, CA 90623

GB
KI Green Bay
Attn: COM Storage
1687 Westminster Drive - Gate 3
Green Bay, WI 54302

KP
KI Pembroke
Attn: COM Storage
1000 Olympic Dr.
Pembroke, Ontario K8A6X7

OM
KI
Attn: COM Storage
1110 S. Mildred Ave.
Ontario, CA 91761

© 2022 Krueger International Inc. All Rights reserved. Code KI-FF-000059/KI/PDF/0822



Four-Leg Chair, Mesh Seat (O4LNAMSMB and O4LNAMSPB))



Four-Leg Chair, Poly Seat (O4LNAPSMB and O4LNAPSPB)



Four-Leg Chair, Upholstered Seat (O4LNAUSMB and O4LNAUSPB)

Features			
Stackable	•	•	•
Mesh, poly, or upholstered seat and back	•	•	•
General Dimensions			
Seat width	17-1/2"	17-1/2"	17-1/2"
Seat depth	17-3/4"	17-3/4"	17-3/4"
Seat height	17-3/4"	17-3/4"	18-1/2"
Overall Dimensions			
Width	20-1/2"	20-1/2"	20-1/2"
Depth	21-13/16"	21-13/16"	21-13/16"
Height	32-3/16"	32-3/16"	33"
Stacking on dolly			
Overall width	22-1/2"	22-1/2"	22-1/2"
Overall depth	37"	37"	37"
Quantity/height	15 Chairs/68" High	15 Chairs/68" High	15 Chairs/68" High
Stacking on floor			
Quantity/height	6 Chairs/43-1/2" High	6 Chairs/43-1/2" High	6 Chairs/43-1/2" High



Four-Leg Arm Chair, Mesh Seat (O4LWAMSMB and O4LWAMSPB)



Four-Leg Arm Chair, Poly Seat (O4LWAPSMB and O4LWAPSPB)



Four-Leg Arm Chair, Upholstered Seat (O4LWAUSMB and O4LWAUSPB)

Features			
Stackable	•	•	•
Mesh, poly, or upholstered seat and back	•	•	•
General Dimensions			
Seat width	17-1/2"	17-1/2"	17-1/2"
Seat depth	17-3/4"	17-3/4"	17-3/4"
Seat height	17-3/4"	17-3/4"	18-1/2"
Overall Dimensions			
Width	24-5/8"	24-5/8"	24-5/8"
Depth	21-13/16"	21-13/16"	21-13/16"
Height	32-3/16"	32-3/16"	33"
Stacking on dolly			
Overall width	22-1/2"	22-1/2"	22-1/2"
Overall depth	37"	37"	37"
Quantity/height	15 Chairs/68" High	15 Chairs/68" High	15 Chairs/68" High
Stacking on floor			
Quantity/height	6 Chairs/43-1/2" High	6 Chairs/43-1/2" High	6 Chairs/43-1/2" High

INFORMATION

Warranty
Refer to KI Terms & Conditions document or visit ki.com



Four-Leg Chair with Casters, Mesh Seat (O4LNAMSMBC and O4LNAMSPBC)



Four-Leg Chair with Casters, Poly Back (O4LNAPSMBC and O4LNAPSPBC)



Four-Leg Chair with Casters, Upholstered Seat (O4LNAUSMBC and O4LNAUSPBC)

Features			
Stackable	•	•	•
Mesh, poly, or upholsterd seat and back	•	•	•
General Dimensions			
Seat width	17-1/2"	17-1/2"	17-1/2"
Seat depth	17-3/4"	17-3/4"	17-3/4"
Seat height	17-3/4"	17-3/4"	18-1/2"
Overall Dimensions			
Width	20-1/2"	20-1/2"	20-1/2"
Depth	21-13/16"	21-13/16"	21-13/16"
Height	32-3/16"	32-3/16"	33"
Stacking on floor			
Quantity/height	6 Chairs/43-1/2" High	6 Chairs/43-1/2" High	6 Chairs/43-1/2" High



Four-Leg Arm Chair with Casters, Mesh Seat (O4LWAMSMBC and O4LWAMSPBC)



Four-Leg Arm Chair with Casters, Poly Seat (O4LWAPSMBC and O4LWAPSPBC)



Four-Leg Arm Chair with Casters, Upholstered Seat (O4LWAUSMBC and O4LWAUSPBC)

Features			
Stackable	•	•	•
Mesh, poly, or upholstered seat and back	•	•	•
General Dimensions			
Seat width	17-1/2"	17-1/2"	17-1/2"
Seat depth	17-3/4"	17-3/4"	17-3/4"
Seat height	17-3/4"	17-3/4"	18-1/2"
Overall Dimensions			
Width	24-5/8"	24-5/8"	24-5/8"
Depth	21-13/16"	21-13/16"	21-13/16"
Height	32-3/16"	32-3/16"	33"
Stacking on floor			
Quantity/height	6 Chairs/43-1/2" High	6 Chairs/43-1/2" High	6 Chairs/43-1/2" High

INFORMATION

Warranty
Refer to KI Terms & Conditions document or visit ki.com



High Density Stack Chair, Mesh Seat (O4MSMB and O4MSPB)



High Density Stack Chair, Poly Seat (O4PSMB and O4PSPB)



High Density Stack Chair, Upholstered Seat (O4USMB and O4USPB)

Features			
Stackable	•	•	•
Ganging	•	•	•
Mesh, poly, or upholstered seat and back	•	•	•
General Dimensions			
Seat width	17-1/2"	17-1/2"	17-1/2"
Seat depth	17-3/4"	17-3/4"	17-3/4"
Seat height	17-3/4"	17-3/4"	18-1/2"
Overall Dimensions			
Width	19-3/4"	19-3/4"	19-3/4"
Depth	21-13/16"	21-13/16"	21-13/16"
Height	32-3/16"	32-3/16"	33"
Stacking on dolly			
Overall width	22-3/8"	22-3/8"	22-1/2"
Overall depth	38-1/4"	38-1/4"	37"
Quantity/height	38 Chairs/80" High	38 Chairs/80" High	20 Chairs/69" High
Stacking on floor			
Quantity/height	10 Chairs/40-1/4" High	10 Chairs/40-1/4" High	5 Chairs/40-1/2" High



Cafe Stool, Mesh Seat (O4SMSMB and O4SMSPB)



Cafe Stool, Poly Seat (O4SPSMB and O4SPSPB)



Cafe Stool, Upholstered Seat (O4SUSMB and O4SUSPB)

Features			
Stackable	•	•	•
Ganging	•	•	•
Mesh, poly, or upholstered seat and back	•	•	•
General Dimensions			
Seat width	17-1/2"	17-1/2"	17-1/2"
Seat depth	17-3/4"	17-3/4"	17-3/4"
Seat height	24" / 30"	24" / 30"	24" / 30"
Overall Dimensions			
Width	20-1/8"	20-1/8"	20-1/8"
Depth	23"	23"	23"
Height - 24"	33-5/16"	33-5/16"	33-5/16"
Height - 30"	44-3/16"	44-3/16"	44-3/16"
Stacking on dolly			
Overall width	24"	24"	24"
Overall depth	52"	52"	55"
Quantity/height - 24"	26 Stools/74"H	26 Stools/74"H	10 Stools/74" H
Quantity/height - 30"	26 Stools/80"H	26 Stools/80"H	10 Stools/80" H
Stacking on floor			
Quantity/height - 24"	8 Stools/45" H	8 Stools/45" H	4 Stools/37" H
Quantity/height - 30"	8 Stools/51" H	8 Stools/51" H	4 Stools/43" H



Transport Dolly for All Four-leg Chairs (O4LD.BL)



Transport Dolly for High Density Chairs with Poly or Mesh Seats (O4DA.BL)



Transport Dolly for High Density Chairs with Upholstered Seat (O4DAU.BL)



Transport Dolly for All Cafe Stools (O4SD.BL)

Overall Dimensions				
Width	22-1/2"	22-3/8"	22"	22-3/8"
Depth	26-1/8"	32"	30-1/4"	25-5/8
Height	15-1/2"	16-3/4"	21-3/8"	14"
Quantity/height	15 Chairs/68" High	38 Chairs/80" High	20 Chairs/69" High	See specifications chart

Opt4® 4-Leg Armchair or Armless Chair with Glides or Casters

March 2020

TECHNICAL SPECIFICATIONS

4-Leg Glide & Caster Frames
Frame is fabricated from 7/8" O.D. by 17-guage tubular steel. All joint are welded.

Optional Upholstered Seat
Upholstered seat pad consist of an injection molded polypropylene liner board, 1/2" thick urethane slab foam and an upholstery covering, all held together with a draw-string process. Upholstered seat pad is attached to the seat with eight screws that extend through the seat and are screwed into poly bosses that are molded in the liner board.

Seat and Back
Seat and back are available in six combinations of mesh or polypropylene backrests and mesh, polypropylene or upholstered seats. Polypropylene frame and mesh are monochromatic. Poly backrest models have an integral handle. Mesh material is made from 100% post-consumer PET bottles. All resin parts (backrest, seat, and glides) are 100% recycled polypropylene.

Arms
Optional armrests are available. When equipped with arms, a formed steel tube 7/8" OD by 17-guage tubular steel is welded directly to the chair frame. Arm caps are polypropylene material.

Casters/Glides
Glides are molded from nylon with glass fill. Glides are Stone Grey or Black in color. 4-Leg chairs may be ordered with casters instead of glides. Casters are 50 mm diameter, double-wheel high-impact thermoplastic, available with hard or soft wheel surface, in Black only.

Frame Finishes
Frames are finished in either baked-on electrostatically-applied 30-degree gloss epoxy powder-coat paint, or bright nickel-chrome plating.

Transport Dolly
Frame construction is welded tubular steel with black powder-coated finish and 5" wheels (two swivel and two fixed).

Opt4® High-Density Sled Base Stack Chair & Stool

November 2020

TECHNICAL SPECIFICATIONS

Sled Base Frame
Frame and cross members are fabricated from 1/2" O.D. by 16-gauge tubular steel. All joints are welded. Stools are available in two heights (24" and 30"), and have footrest made of 1/2" O.D. by 16-gauge tubular steel.

Optional Upholstered Seat
Upholstered seat pad consist of an injection molded polypropylene liner board, 1/2" thick urethane slab foam and an upholstery covering, all held together with a draw-string process. Upholstered seat pad is attached to the seat with eight screws that extend through the seat and are screwed into poly bosses that are molded in the liner board.

Seat and Back
Seat and back are available in six combinations of mesh or polypropylene backrests and mesh, polypropylene or upholstered seats. Mesh material is made from 100% post-consumer PET bottles. All resin parts (backrest and seat) are 100% recycled polypropylene.

Glides
Frames are available with either nylon, steel, felt or PVC/non-skid glides. Nylon glides are available with or without integral ganging clips. Nylon glides are Stone Grey. PVC/non-skid glides are Black. Steel glides have a stainless steel cap that fits over a non-ganging nylon glide. Felt glides have a replaceable (snap-fit) felt cap that is black nylon with a neutral-colored felt. All glides are attached with one screw.

Frames and Finishes
Frames are finished in either baked-on electrostatically-applied powder-coat paint or bright nickel-chrome plating.

Transport Dolly
Powder-coated tubular steel frame. Two swivel casters and two fixed casters.

Opt 4 4-Leg Armless Chairs with Glides



04LNAPSPB



04LNAMSMB

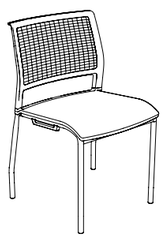

04LNAPSMB



04LNAMSPB



04LNAUSPB



04LNAUSMB

Opt 4 4-Leg Armchairs with Glides



04LWAPSPB



04LWAMSMB



04LWAPSMB



04LWAMSPB



04LWAUSPB



04LWAUSMB

Opt4 4-Leg Armless Chair with Glides - Mesh Seat & Mesh Backrest

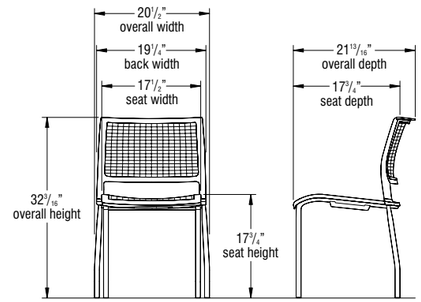

Opt4 4-Leg Armless Chair with Glides - Upholstered Seat & Mesh Backrest

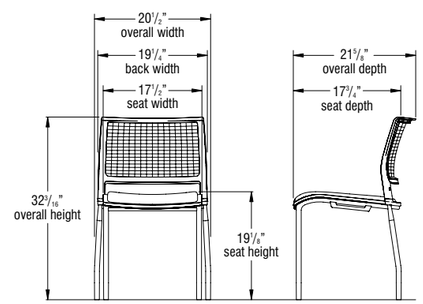

Opt4 4-Leg Armchair with Glides - Mesh Seat & Mesh Backrest

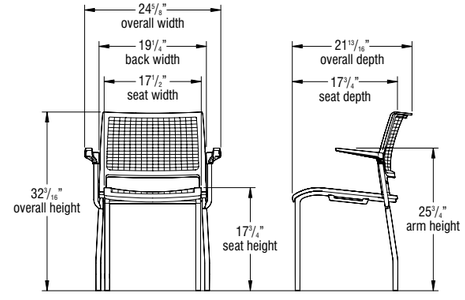

Opt4 4-Leg Armchair with Glides - Upholstered Seat & Mesh Backrest

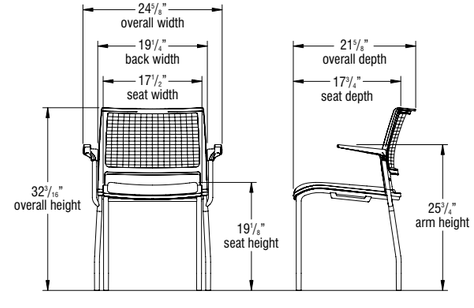

Opt 4 4-Leg Armless Chairs with Casters

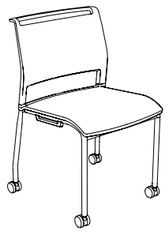

04LNAPSPBC

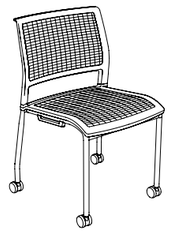

04LNAMSMBC

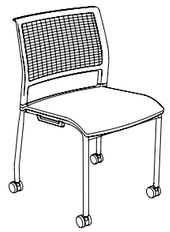

04LNAPSMBC

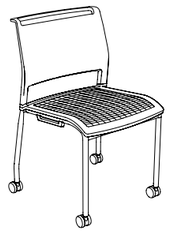

04LNAMSPBC

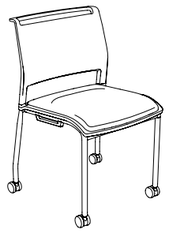

04LNAUSPBC

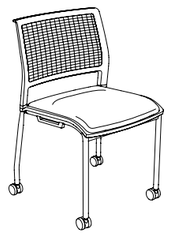

04LNAUSMBC

Opt 4 4-Leg Armchairs with Casters



04LWAPSPBC



04LWAMSMBC



04LWAPSMBC



04LWAMSPBC



04LWAUSPBC



04LWAUSMBC

Opt4 4-Leg Armless Chair with Casters - Mesh Seat & Mesh Backrest

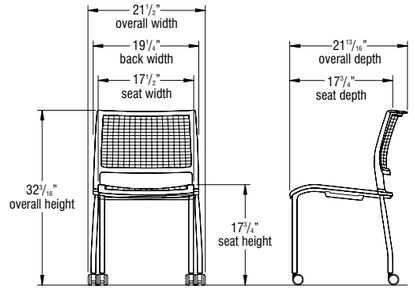

Opt4 4-Leg Armless Chair with Casters - Upholstered Seat & Mesh Backrest

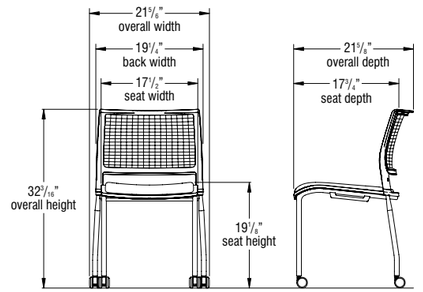

Opt4 4-Leg Armchair with Casters - Mesh Seat & Mesh Backrest

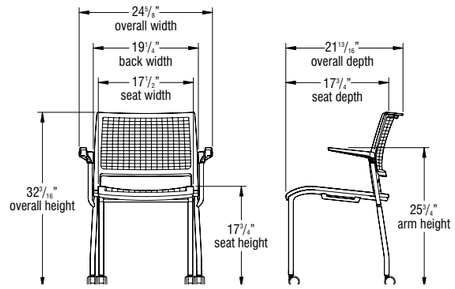

Opt4 4-Leg Armchair with Casters - Upholstered Seat & Mesh Backrest

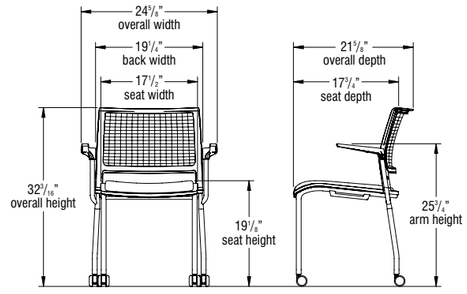

Opt4®
Technical Specifications

Opt4 HD Sled Base Stack Chairs



04PSPB



04SMSMB



04PSMB



04MSPB



04SUSPB



04USMB

Opt4 HD Sled Base Stack Chair - Mesh Seat & Mesh Backrest

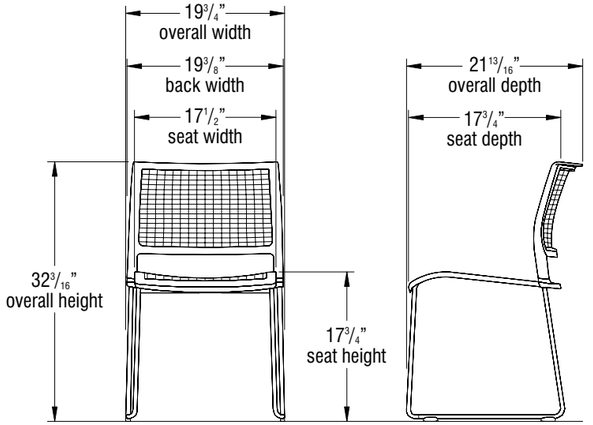

Opt4 HD Sled Base Stack Chair - Upholstered Seat & Mesh Backrest

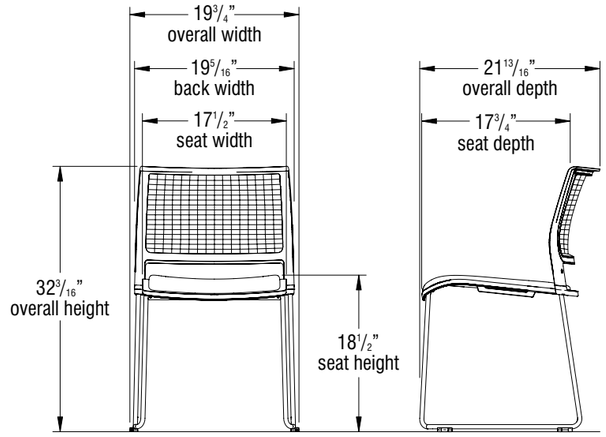

Opt4®
Technical Specifications

24" High Opt4 HD Sled Base Stack Stools



04S24PSPB



04S24MSMB



04S24PSMB



04S24MSPB





30" High Opt4 HD Sled Base Stack Chairs

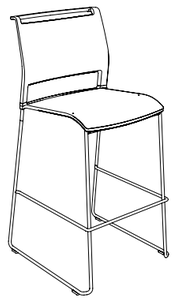

04S30PSPB



04S30MSMB

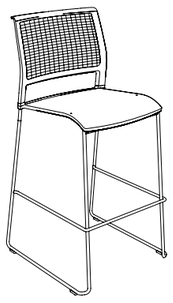

04S30PSMB



04S30MSPB



04S30USPB



04S30USMB

24" High Opt4 HD Sled Base Stack Stool - Mesh Seat & Mesh Backrest

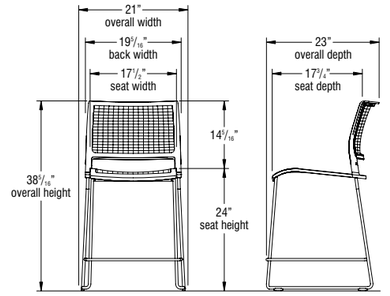

24" High Opt4 HD Sled Base Stack Stool - Upholstered Seat & Mesh Backrest

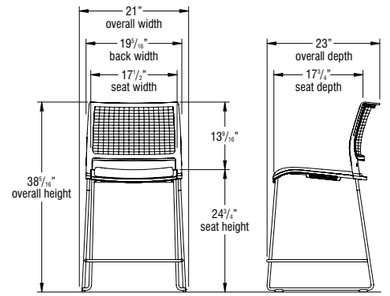

30" High Opt4 HD Sled Base Stack Stool - Mesh Seat & Mesh Backrest

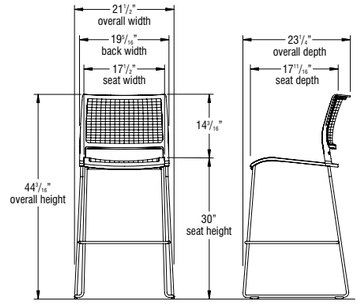

30" High Opt4 HD Sled Base Stack Stool - Upholstered Seat & Mesh Backrest

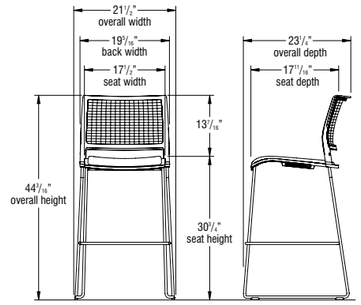

Opt4®
Product Color Options

Frame Color

Black	BL
Blue Grey	GR
Bronze Metallic	ZM
Cayenne	CY
Champagne Metallic	CM
Chrome	CH
Cool Grey	CG
Cottonwood	CO
Earthen Clay	EY
Espresso Metallic	EX
Everglade Shade	EV
Flannel	FN
Glitz Metallic	GZ
Hazy Jade	HJ
Honey Bee	HY
Light Tone	LG
Mardi Gras	MG
Misty Brown	MY
Nemo	NE
Nordic	ND
Purple Haze	PH
Rubber Ducky	RK
Sand	SA
Starlight Silver Metallic	SX
Surf's Up	SP
Twilight Shadow	TI
Ultra Blue	UB
Warm Grey	WG
Zesty Lime	ZL

Seat and Back Color - Poly and Mesh

Black	O4BL
Stone Grey	O4SG
White	O4WH

Opt4®
Four-Leg

Opt4®
Four-Leg

	MODEL	Features	MODEL NUMBER: Basic Model	Frame Color	Fire Code	Seat & Back Color	Upholstery Color	Glide Option	Approx. Packaged Weight	Delivered Pricing	Delivered Pricing Fabric Grade 1 & C.O.M.	Delivered Pricing Fabric Grade 2	Delivered Pricing Fabric Grade 3 & Group 2V Vinyl	Delivered Pricing C.O.V.	Delivered Pricing Pallas Fabric Group P0	Delivered Pricing Pallas Fabric Group P1	Delivered Pricing Pallas Fabric Group P2	Delivered Pricing Pallas Fabric Group P3	Delivered Pricing Pallas Fabric Group P4
 OPT4L	**Four-Leg Armless Chair, Mesh Seat** • Stacking • 350 lb. weight rating • Stacking bumper	Mesh Seat, Mesh Back	O4LNAMSMB	☐☐	☐☐☐	☐☐☐☐		☐	12.0#	$ 474									
		Mesh Seat, Poly Back	O4LNAMSPB	☐☐	NFR	☐☐☐☐		☐	12.0#	429									
 OPT4L	**Four-Leg Armless Chair, Poly Seat** • Stacking • 350 lb. weight rating • Stacking bumper	Poly Seat, Mesh Back	O4LNAPSMB	☐☐	NFR	☐☐☐☐		☐	12.0#	$ 429									
		Poly Seat, Poly Back	O4LNAPSPB	☐☐	NFR	☐☐☐☐		☐	12.0#	374									
 OP4LU	**Four-Leg Armless Chair, Upholstered Seat** • Stacking • 350 lb. weight rating • Stacking bumper	Uph Seat, Mesh Back	O4LNAUSMB	☐☐	NFR	☐☐☐☐	☐☐☐☐☐	☐	14.0#	N/A	$ 585	$ 610	$ 624	$ 585	$ 635	$ 677	$ 690	$ 715	$ 745
		Uph Seat, Poly Back	O4LNAUSPB	☐☐	NFR	☐☐☐☐	☐☐☐☐☐	☐	14.0#	N/A	528	553	568	528	578	622	635	659	690

Ⓐ Ⓑ Ⓒ Ⓓ Ⓔ Ⓕ

HOW TO ORDER

Indicate the following information on order form:
1. Quantity of each item.
2. Model number, including options. See "How To Build a Model Number".
3. Any special service required.

Note: • The ☐ indicates that a choice is required.
- The absence of the ☐ indicates that no choice is required.
- Alpha-numeric characters in place of ☐ indicate that no other alternatives are available.

HOW TO BUILD A MODEL NUMBER

Ⓐ Select basic model.

Ⓑ Select frame color.
Refer to the **Product Color Options** page in this price list.

Ⓒ Select fire code. (Available on mesh seat/mesh back model only)

NFR	- Compliance to TB 117-2013
FR	- Compliance to TB 133

Ⓓ Select poly and/or mesh seat and back color.
Refer to the **Product Color Options** page in this price list.

Ⓔ Select upholstery grade/color.
Refer to **ki.com/fabrics**

Ⓕ Select glide option.

GBL	- Black
GSG	- Stone Grey glide

INFORMATION

California TB133 Fire Safety Code
For California Technical Bulletin 133 compliant models, add the following upcharge:

Model=Mesh Seat, Mesh Back Only
Added Lead Time=none
Added List Price=$0

INFORMATION

Cartoning
4 chairs per carton

SPECIAL SERVICES

Special Carton Marking

With specially marked information	N/C

Shipping
Ships **assembled, FOB Green Bay, WI 54302, freight prepaid.** Freight class 125.

Specifications and prices are subject to change without prior notice.

Opt4®
Four-Leg

Opt4®
Four-Leg

	MODEL	Features	MODEL NUMBER: Basic Model	Frame Color	Fire Code	Seat & Back Color	Upholstery Color	Caster Type	Approx. Packaged Weight	Delivered Pricing	Delivered Pricing Fabric Grade 1 & C.O.M.	Delivered Pricing Fabric Grade 2	Delivered Pricing Fabric Grade 3 & Group 2V Vinyl	Delivered Pricing C.O.V.	Delivered Pricing Pallas Fabric Group P0	Delivered Pricing Pallas Fabric Group P1	Delivered Pricing Pallas Fabric Group P2	Delivered Pricing Pallas Fabric Group P3	Delivered Pricing Pallas Fabric Group P4
 OPT4L	**Four-Leg Armless Chair with Casters, Mesh Seat** • Stacking (Caution should be used if stacking to prevent casters from damaging chair and frame) • Stacking on dollies NOT recommended • 350 lb. weight rating • Stacking bumper	Mesh Seat, Mesh Back, Casters	O4LNAMSMBC	□□	□□□	□□□□		□	13.0#	$ 523									
		Mesh Seat, Poly Back, Casters	O4LNAMSPBC	□□	NFR	□□□□		□	13.0#	478									
 OPT4L	**Four-Leg Armless Chair with Casters, Poly Seat** • Stacking (Caution should be used if stacking to prevent casters from damaging chair and frame) • Stacking on dollies NOT recommended • 350 lb. weight rating • Stacking bumper	Poly Seat, Mesh Back, Casters	O4LNAPSMBC	□□	NFR	□□□□		□	13.0#	$ 478									
		Poly Seat, Poly Back, Casters	O4LNAPSPBC	□□	NFR	□□□□		□	13.0#	420									
 OP4LU	**Four-Leg Armless Chair with Casters, Upholstered Seat** • Stacking (Caution should be used if stacking to prevent casters from damaging chair and frame) • Stacking on dollies NOT recommended • 350 lb. weight rating • Stacking bumper	Uph Seat,Mesh Back, Casters	O4LNAUSMBC	□□	NFR	□□□□	□□□□□	□	15.0#	N/A	$ 635	$ 659	$ 673	$ 635	$ 684	$ 727	$ 740	$ 764	$ 795
		Uph Seat,Poly Back, Casters	O4LNAUSPBC	□□	NFR	□□□□	□□□□□	□	15.0#	N/A	576	600	616	576	625	669	681	706	737
				Ⓐ	Ⓑ	Ⓒ	Ⓓ	Ⓔ	Ⓕ										

HOW TO ORDER

Indicate the following information on order form:
1. Quantity of each item.
2. Model number, including options. See "How To Build a Model Number".
3. Any special service required.

Note: • The □ indicates that a choice is required.
• The absence of the □ indicates that no choice is required.
• Alpha-numeric characters in place of □ indicate that no other alternatives are available.

HOW TO BUILD A MODEL NUMBER

Ⓐ Select basic model.

Ⓑ Select frame color.
Refer to the **Product Color Options** page in this price list.

Ⓒ Select fire code. (Available on mesh seat/mesh back model only).

NFR	- Compliance to TB 117-2013
FR	- Compliance to TB 133

Ⓓ Select poly and/or mesh seat and back color.
Refer to the **Product Color Options** page in this price list.

Ⓔ Select upholstery grade/color.
Refer to **ki.com/fabrics**

Ⓕ Select caster option.

C	- Carpet casters
S	- Hard floor casters

INFORMATION

California TB133 Fire Safety Code
For California Technical Bulletin 133 compliant models, add the following upcharge:

Model=Mesh Seat, Mesh Back Only
Added Lead Time=none
Added List Price=$0

INFORMATION

Cartoning
4 chairs per carton

SPECIAL SERVICES

Special Carton Marking

With specially marked information	N/C

Shipping
Ships **assembled, FOB Green Bay, WI 54302, freight prepaid.** Freight class 125.

Specifications and prices are subject to change without prior notice.

Opt4®
Four-Leg

KI

Opt4®
Four-Leg

	MODEL	Features	MODEL NUMBER: Basic Model	Frame Color	Fire Code	Seat & Back Color	Upholstery Color	Glide Option	Approx. Packaged Weight	Delivered Pricing	Delivered Pricing Fabric Grade 1 & C.O.M.	Delivered Pricing Fabric Grade 2	Delivered Pricing Fabric Grade 3 & Group 2V Vinyl	Delivered Pricing C.O.V.	Delivered Pricing Pallas Fabric Group P0	Delivered Pricing Pallas Fabric Group P1	Delivered Pricing Pallas Fabric Group P2	Delivered Pricing Pallas Fabric Group P3	Delivered Pricing Pallas Fabric Group P4
 OPT4L	**Four-Leg Arm Chair, Mesh Seat** • Stacking • 350 lb. weight rating • Stacking bumper	Mesh Seat, Mesh Back	O4LWAMSMB	□□	□□□	□□□□		□	12.0#	$ 568									
		Mesh Seat, Poly Back	O4LWAMSPB	□□	NFR	□□□□		□	12.0#	523									
 OPT4L	**Four-Leg Arm Chair, Poly Seat** • Stacking • 350 lb. weight rating • Stacking bumper	Poly Seat, Mesh Back	O4LWAPSMB	□□	NFR	□□□□		□	12.0#	$ 523									
		Poly Seat, Poly Back	O4LWAPSPB	□□	NFR	□□□□		□	12.0#	465									
 OP4LU	**Four-Leg Arm Chair, Upholstered Seat** • Stacking • 350 lb. weight rating • Stacking bumper	Uph Seat, Mesh Back	O4LWAUSMB	□□	NFR	□□□□	□□□□□	□	14.0#	N/A	$ 678	$ 703	$ 718	$ 678	$ 728	$ 771	$ 784	$ 809	$ 839
		Uph Seat, Poly Back	O4LWAUSPB	□□	NFR	□□□□	□□□□□	□	14.0#	N/A	620	645	660	620	670	714	725	750	782

Ⓐ Ⓑ Ⓒ Ⓓ Ⓔ Ⓕ

HOW TO ORDER

Indicate the following information on order form:
1. Quantity of each item.
2. Model number, including options. See "How To Build a Model Number".
3. Any special service required.

Note: • The □ indicates that a choice is required.
- The absence of the □ indicates that no choice is required.
- Alpha-numeric characters in place of □ indicate that no other alternatives are available.

HOW TO BUILD A MODEL NUMBER

Ⓐ Select basic model.

Ⓑ Select frame color.
Refer to the **Product Color Options** page in this price list.

Ⓒ Select fire code. (Available on mesh seat/mesh back model only).

NFR	- Compliance to TB 117-2013
FR	- Compliance to TB 133

Ⓓ Select poly and/or mesh seat and back color.
Refer to the **Product Color Options** page in this price list.

Ⓔ Select upholstery grade/color.
Refer to **ki.com/fabrics**

Ⓕ Select glide option.

GBL	- Black
GSG	- Stone Grey glide

INFORMATION

California TB133 Fire Safety Code
For California Technical Bulletin 133 compliant models, add the following upcharge:

Model=Mesh Seat, Mesh Back Only
Added Lead Time=none
Added List Price=$0

INFORMATION

Cartoning
4 chairs per carton

SPECIAL SERVICES

Special Carton Marking

With specially marked information	N/C

Shipping
Ships **assembled, FOB Green Bay, WI 54302, freight prepaid.** Freight class 125.

Specifications and prices are subject to change without prior notice.

Opt4®
Four-Leg

Opt4®
Four-Leg

	MODEL	Features	MODEL NUMBER: Basic Model	Frame Color	Fire Code	Seat & Back Color	Upholstery Color	Caster Type	Approx. Packaged Weight	Delivered Pricing	Delivered Pricing Fabric Grade 1 & C.O.M.	Delivered Pricing Fabric Grade 2	Delivered Pricing Fabric Grade 3 & Group 2V Vinyl	Delivered Pricing C.O.V.	Delivered Pricing Pallas Fabric Group P0	Delivered Pricing Pallas Fabric Group P1	Delivered Pricing Pallas Fabric Group P2	Delivered Pricing Pallas Fabric Group P3	Delivered Pricing Pallas Fabric Group P4
 OPT4L	**Four-Leg Arm Chair with Casters, Mesh Seat** • Stacking (Caution should be used if stacking to prevent casters from damaging chair and frame) • Stacking on dollies NOT recommended • 350 lb. weight rating • Stacking bumper	Mesh Seat, Mesh Back, Casters	O4LWAMSMBC	□□	□□□	□□□□		□	13.0#	$ 616									
		Mesh Seat, Poly Back, Casters	O4LWAMSPBC	□□	NFR	□□□□		□	13.0#	571									
 OPT4L	**Four-Leg Arm Chair with Casters, Poly Seat** • Stacking (Caution should be used if stacking to prevent casters from damaging chair and frame) • Stacking on dollies NOT recommended • 350 lb. weight rating • Stacking bumper	Poly Seat, Mesh Back, Casters	O4LWAPSMBC	□□	NFR	□□□□		□	13.0#	$ 571									
		Poly Seat, Poly Back, Casters	O4LWAPSPBC	□□	NFR	□□□□		□	13.0#	514									
 OP4LU	**Four-Leg Arm Chair with Casters, Upholstered Seat** • Stacking (Caution should be used if stacking to prevent casters from damaging chair and frame) • Stacking on dollies NOT recommended • 350 lb. weight rating • Stacking bumper	Uph Seat,Mesh Back, Casters	O4LWAUSMBC	□□	NFR	□□□□	□□□□□	□	15.0#	N/A	$ 727	$ 751	$ 767	$ 727	$ 775	$ 820	$ 833	$ 858	$ 888
		Uph Seat,Poly Back, Casters	O4LWAUSPBC	□□	NFR	□□□□	□□□□□	□	15.0#	N/A	670	694	710	670	719	762	774	799	832

Ⓐ Ⓑ Ⓒ Ⓓ Ⓔ Ⓕ

HOW TO ORDER

Indicate the following information on order form:
1. Quantity of each item.
2. Model number, including options. See "How To Build a Model Number".
3. Any special service required.

Note: • The □ indicates that a choice is required.
- The absence of the □ indicates that no choice is required.
- Alpha-numeric characters in place of □ indicate that no other alternatives are available.

HOW TO BUILD A MODEL NUMBER

Ⓐ Select basic model.

Ⓑ Select frame color.
Refer to the **Product Color Options** page in this price list.

Ⓒ Select fire code. (Available on mesh seat/mesh back model only).

NFR	- Compliance to TB 117-2013
FR	- Compliance to TB 133

Ⓓ Select poly and/or mesh seat and back color.
Refer to the **Product Color Options** page in this price list.

Ⓔ Select upholstery grade/color.
Refer to **ki.com/fabrics**

Ⓕ Select caster option.

C	- Carpet casters
S	- Hard floor casters

INFORMATION

California TB133 Fire Safety Code
For California Technical Bulletin 133 compliant models, add the following upcharge:

Model=Mesh Seat, Mesh Back Only
Added Lead Time=none
Added List Price=$0

INFORMATION

Cartoning
4 chairs per carton

SPECIAL SERVICES

Special Carton Marking

With specially marked information N/C

Shipping
Ships **assembled, FOB Green Bay, WI 54302, freight prepaid.** Freight class 125.

Specifications and prices are subject to change without prior notice.

Opt4®
High Density Chair

Opt4®
High Density Chair

	MODEL	Features	MODEL NUMBER: Basic Model	Frame Color Ⓑ	Fire Code Ⓒ	Seat & Back Color Ⓓ	Upholstery Color Ⓔ	Glide Option Ⓕ	Approx. Packaged Weight	Delivered Pricing	Delivered Pricing Fabric Grade 1 & C.O.M.	Delivered Pricing Fabric Grade 2	Delivered Pricing Fabric Grade 3 & Group 2V Vinyl	Delivered Pricing C.O.V.	Delivered Pricing Pallas Fabric Group P0	Delivered Pricing Pallas Fabric Group P1	Delivered Pricing Pallas Fabric Group P2	Delivered Pricing Pallas Fabric Group P3	Delivered Pricing Pallas Fabric Group P4
 OPT4	**High Density Stacking Chair, Mesh Seat** • Stacking • 350 lb. weight rating • Ganging	Mesh Seat, Mesh Back	O4MSMB	□□	□□□	□□□□		□□	10.0#	$ 421									
		Mesh Seat, Poly Back	O4MSPB	□□	NFR	□□□□		□□	10.0#	356									
 OPT4	**High Density Stacking Chair, Poly Seat** • Stacking • 350 lb. weight rating • Ganging	Poly Seat, Mesh Back	O4PSMB	□□	NFR	□□□□		□□	10.0#	$ 356									
		Poly Seat, Poly Back	O4PSPB	□□	NFR	□□□□		□□	10.0#	279									
 OP4U	**High Density Stacking Chair, Upholstered Seat** • Stacking • 350 lb. weight rating • Stacking bumper • Ganging	Uph Seat, Poly Back	O4USPB	□□	NFR	□□□□	□□□□□	□□	12.0#	N/A	$ 435	$ 460	$ 474	$ 435	$ 485	$ 527	$ 540	$ 565	$ 596
		Uph Seat, Mesh Back	O4USMB	□□	NFR	□□□□	□□□□□	□□	12.0#	N/A	513	538	552	513	563	606	618	643	673

Ⓐ Ⓑ Ⓒ Ⓓ Ⓔ Ⓕ

HOW TO ORDER

Indicate the following information on order form:
1. Quantity of each item.
2. Model number, including options. See "How To Build a Model Number".
3. Any special service required.

Note: • The □ indicates that a choice is required.
- The absence of the □ indicates that no choice is required.
- Alpha-numeric characters in place of □ indicate that no other alternatives are available.

HOW TO BUILD A MODEL NUMBER

Ⓐ Select basic model.

Ⓑ Select frame color.
Refer to the **Product Color Options** page in this price list.

Ⓒ Select fire code. (Available on mesh seat/mesh back model only).

NFR	- Compliance to TB 117-2013
FR	- Compliance to TB 133

Ⓓ Select poly and/or mesh seat and back color.
Refer to the **Product Color Options** page in this price list.

Ⓔ Select upholstery grade/color.
Refer to **ki.com/fabrics**

Ⓕ Select glide option.

F	- Replaceable Felt Glides
G	- Nylon glides, ganging
NG	- Nylon glides, non-ganging
S	- Steel glides, non-ganging
NS	- PVC/Non-skid glides, non-ganging

INFORMATION

California TB133 Fire Safety Code
For California Technical Bulletin 133 compliant models, add the following upcharge:

Model=Mesh Seat, Mesh Back Only
Added Lead Time=none
Added List Price=$0

INFORMATION

Cartoning
4 chairs per carton

SPECIAL SERVICES

Special Carton Marking

With specially marked information	N/C

Shipping
Ships **assembled, FOB Green Bay, WI 54302, freight prepaid.** Freight class 125.

Specifications and prices are subject to change without prior notice.

Opt4®
Cafe Stools

Opt4®
Cafe Stools

	MODEL	Features	MODEL NUMBER: Basic Model	Seat Height (A)	Frame Color (B)	Fire Code (C)	Seat & Back Color (D)	Upholstery Color (E)	Glide Option (F)	Approx. Packaged Weight	Delivered Pricing	Delivered Pricing Fabric Grade 1 & C.O.M.	Delivered Pricing Fabric Grade 2	Delivered Pricing Fabric Grade 3 & Group 2V Vinyl	Delivered Pricing C.O.V.	Delivered Pricing Pallas Fabric Group P0	Delivered Pricing Pallas Fabric Group P1	Delivered Pricing Pallas Fabric Group P2	Delivered Pricing Pallas Fabric Group P3	Delivered Pricing Pallas Fabric Group P4
 OPT4S	**Cafe Stool, Mesh Seat** • Two seat heights (24" & 30") • 24" H stools specified for use with 36" H tables • 30" H stools specified for use with 42" H tables • Stacking • 350 lb. weight rating • Ganging	Mesh Seat, Mesh Back	O4SMSMB	□□	□□	□□□	□□□□		□□	18.0#	$ 596									
		Mesh Seat, Poly Back	O4SMSPB	□□	□□	NFR	□□□□		□□	18.0#	532									
 OPT4S	**Cafe Stool, Poly Seat** • Two seat heights (24" & 30") • 24" H stools specified for use with 36" H tables • 30" H stools specified for use with 42" H tables • Stacking • 350 lb. weight rating • Ganging	Poly Seat, Mesh Back	O4SPSMB	□□	□□	NFR	□□□□		□□	18.0#	$ 532									
		Poly Seat, Poly Back	O4SPSPB	□□	□□	NFR	□□□□		□□	18.0#	450									
 OP4SU	**Cafe Stool, Upholstered Seat** • Two seat heights (24" & 30") • 24" H stools specified for use with 36" H tables • 30" H stools specified for use with 42" H tables • Stacking • 350 lb. weight rating • Stacking bumper • Ganging	Uph Seat, Mesh Back	O4SUSMB	□□	□□	NFR		□□□□□	□□	20.0#	N/A	$ 688	$ 712	$ 727	$ 688	$ 737	$ 781	$ 793	$ 816	$ 848
		Uph Seat, Poly Back	O4SUSPB	□□	□□	NFR		□□□□□	□□	20.0#	N/A	607	632	646	607	657	699	712	737	768

Ⓐ Ⓑ Ⓒ Ⓓ Ⓔ Ⓕ Ⓖ

HOW TO ORDER

Indicate the following information on order form:
1. Quantity of each item.
2. Model number, including options. See "How To Build a Model Number".
3. Any special service required.

Note: • The □ indicates that a choice is required.
- The absence of the □ indicates that no choice is required.
- Alpha-numeric characters in place of □ indicate that no other alternatives are available.

HOW TO BUILD A MODEL NUMBER

Ⓐ Select basic model.

Ⓑ Select seat height.

24	- 24" Seat Height
30	- 30" Seat Height

Ⓒ Select frame color.
Refer to the **Product Color Options** page in this price list.

Ⓓ Select fire code. (Available on mesh seat/mesh back model only).

NFR	- Compliance to TB 117-2013
FR	- Compliance to TB 133

Ⓔ Select poly and/or mesh seat and back color.
Refer to **ki.com/fabrics**

Ⓕ Select upholstery grade/color.
Refer to **ki.com/fabrics**

Ⓖ Select glide option.

G	- Nylon glides, ganging
NG	- Nylon glides, non-ganging
F	- Replaceable Felt Glides
S	- Steel glides, non-ganging
NS	- PVC/Non-skid glides, non-ganging

INFORMATION

California TB133 Fire Safety Code
For California Technical Bulletin 133 compliant models, add the following upcharge:

Model=Mesh Seat, Mesh Back Only
Added Lead Time=none
Added List Price=$0

INFORMATION

Cartoning
2 stools per carton

SPECIAL SERVICES

Special Carton Marking

With specially marked information N/C

Shipping
Ships **assembled, FOB Green Bay, WI 54302, freight prepaid.** Freight class 125.

Specifications and prices are subject to change without prior notice.

Opt4®
Dolly

	MODEL	MODEL NUMBER Basic Model	Approx. Packaged Weight	Delivered Pricing
HRDPT	**Transport Dolly for Four-Leg Chair** • Easy maneuverability with 5" casters; two fixed, two swivel • Black powder-coated finish • For chairs with poly, mesh or uph seat • Not for use on chairs with casters	04LD.BL	30.0#	$ 522
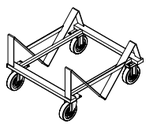 HRDPT	**Transport Dolly for High Density Chair, Poly or Mesh Seat** • Easy maneuverability with 5" casters; two fixed, two swivel • Black powder-coated finish • For chairs with poly or mesh seats	04DA.BL	30.0#	$ 522
HRDPT	**Transport Dolly for High Density Chair, Uph Seat** • Easy maneuverability with 5" casters; two fixed, two swivel • Black powder-coated finish • For chairs with uph seat only	04DAU.BL	30.0#	$ 522
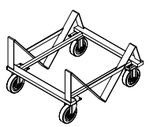 HRDPT	**Transport Dolly for Cafe Stool** • Easy maneuverability with 5" casters; two fixed, two swivel • Black powder-coated finish • For stools with poly, mesh or uph seat	04SD.BL	30.0#	$ 552
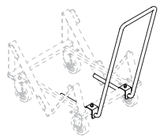 HRDPT	**Universal Dolly Handle** • Field installable • Provides convenient handle for relocating dolly when empty or loaded • Overall dolly height with handle is 37"	UDH.BL	8.0#	$ 199
		Ⓐ		

HOW TO ORDER

Indicate the following information on order form:
1. Quantity of each item.
2. Model number, including options. See "How To Build a Model Number".
3. Any special service required.

Note: • The ☐ indicates that a choice is required.
- The absence of the ☐ indicates that no choice is required.
- Alpha-numeric characters in place of ☐ indicate that no other alternatives are available.

HOW TO BUILD A MODEL NUMBER

Ⓐ Select basic model.

SPECIAL SERVICES

Special Carton Marking

With specially marked information N/C

Shipping

Ships **assembled, FOB Green Bay, WI 54302, freight prepaid.** Freight class 125.

Specifications and prices are subject to change without prior notice.

1330 Bellevue Street
P.O. Box 8100
Green Bay, WI 54308-8100
800.424.2432
ki.com

KI and Furnishing Knowledge are registered
trademarks of Krueger International, Inc.

© 2020 Krueger International, Inc.
All Rights Reserved.
Code KI-PLW-000428/KI/PDF

Furnishing Knowledge®

PILLAR™ TABLES

PRICE LIST

February 15, 2017

Updated October 3, 2022

800.424.2432

Contents

Refer to KI Terms & Conditions document or visit ki.com.

Contents

Refer to KI Terms & Conditions document or visit ki.com.

Pillar™ Tables

General Information 3
Product Color Options 7
Rectangular - 29” High, 24” and 30” Deep 8
Rectangular - 29” High, 36” Deep 9
Large Rectangular - 29” High, 36”, 42” and 48” Deep 10
Rectangular - 36” High, 24” and 30” Deep 11
Rectangular - 36” High, 36” Deep 12
Large Rectangular - 36” High, 36” Deep 13
Rectangular - 42” High, 24” and 30” Deep 14
Rectangular - 42” High, 36” Deep 15
Large Rectangular - 42” High, 36” Deep 16
Reduction 29” High, 24-30” and 30-24” Deep 17
Reduction 29” High, 30-36” and 36-30” Deep 18
Reduction 36” High, 24-30” and 30-24” Deep 19
Reduction 36” High, 30-36” and 36-30” Deep 20
Reduction 42” High, 24-30” and 30-24” Deep 21
Reduction 42” High, 30-36” and 36-30” Deep 22
Square - 29”, 36”, and 42” High 23
Round - 29”, 36”, and 42” High 24
120 Degree - 29”, 36”, and 42” High 25
D-Shape - 29” and 36” High 26
D-Shape - 42” High 27
Sprocket and Diamond Shape - 29” High 28
Boat Shape - 29” High 29
Trapezoid - 29” High 30
Trapezoid - 36” High 31
Trapezoid - 42” High 32
Rectangular - 29” High w/Single Circuit Electrical 33
Large Rectangular - 29” High w/Single Circuit Electrical 35
Rectangular - 36” High w/Single Circuit Electrical 37
Rectangular - 42” High w/Single Circuit Electrical 39

MyPlace™ Pillar™ Tables

Inside Curve - 29” High, 18” and 24” Deep 41
Inside Curve - 36” High, 18” and 24” Deep 42
Inside Curve - 42” High, 18” and 24” Deep 43
Outside Curve - 18” and 24” Deep 44
Rectangular - 29” High, 18” and 24” Deep 45
Rectangular - 36” High, 18” and 24” Deep 46
Rectangular - 42” High, 18” and 24” Deep 47
Inside Curve - 29” High w/Single Circuit 48
Inside Curve - 36” High w/Single Circuit 49
Inside Curve - 42” High w/Single Circuit 50
Rectangular - 29” High w/Single Circuit, 18” and 24” Deep 51
Rectangular - 36” High w/Single Circuit, 18” and 24” Deep 52
Rectangular - 42” High w/Single Circuit, 18” and 24” Deep 53

Pillar™ Tables

Accessories 54

Pillar™ Tables
General Information

PRODUCT SPECIFICATIONS

Pillar® Tables

June 2022



TECHNICAL SPECIFICATIONS

Tabletops

Standard Tabletops
Standard tabletops are nominal 1 1/4" overall thickness with .030" thick high-pressure laminate top surface and .028" phenolic backer (bottom surface). The density of the core in standard tops is 45 lb/cu ft particleboard, M3 grade. The Pillar Table is available with the 2 mm (74P) edge.

90° Outside Curve Tabletops
Outside curve tabletops are nominal 1 1/4" overall thickness with .030" thick high-pressure laminate top surface and .028" phenolic backer (bottom surface). The density of the core in outside curve tops is 45 lb/cu ft particleboard, M3 grade. The tabletop is available with the 2 mm (74P) edge. This outside curve is supported at the underside, between two tables of equal depth by four 11-gauge (.125" thick) splice plates. While secured between two tables, no leg is required to support the tabletop.

Leg Assembly

Leg assemblies come in three variations to accommodate three overall table heights: 29" standard, 36" standard and 42" standing height depending on the table shape. The leg construction consist of a 2 1/4" O.D., 14-gauge steel tubing welded to a 1/4" thick 8" x 8" steel plate. A 1/4" thick steel insert is welded in the bottom of each leg tube with a 1/2-13 UNC threaded hole where the casters or glides attach. The legs are attached to the tabletop using #12 x 1" screws. Casters and glides are shipped in separate cartons and must to be installed upon assembly of the table.

Casters & Glides

Each table includes either casters or glides. Each caster table includes a set of locking and non-locking wheel casters. Casters are made of molded nylon and come in two colors. Glides are black nylon, overmolded on a steel insert for strength. Glides and casters are not interchangeable without changing the table height. Caster wheels are a minimum of 2 7/16" (63 mm) diameter. Caster wheel treads are a medium hard (75 max Shore A) for easy mobility on carpet or hard floors. Glides have a smooth bottom surface for mobility. Glides have a height adjustment range of 1" to allow for uneven surfaces.

Ganging Mechanism

Molded of black, high-strength nylon, the hook and peg combination draws tables together back-to-back or side-by-side. Once the ganging mechanism is installed, no tools are required when joining tables. Gangers are self-storing under the table when not in use. Tops are pre-drilled for placement of ganging pegs. Two gangers, four pegs and all mounting screws are included in the kit. One kit per table joint is required. Field installed.

Wire Management

Wire Trough
The wire trough is a cord management accessory that is provided with the Pillar table if Pattern electrical components are specified with the order. If the Pillar table is specified with any 3-prong plug module unit, then a wire trough must be ordered separately. Constructed of 18-gauge steel with a powder-coated finish in all KI standard finishes. Screws are provided for attachment to the underside of the tabletop, and tops are pre-drilled for wire trough locations. Provides multiple access holes to feed wires, and includes cutouts for installation of additional Pattern snap-in RPT power modules.

Vertical Leg Wire Management
A color matched extrusion made of aluminum "snaps" to the Pillar leg, managing cables and wires exiting power modules or standard grommets installed on the tabletop. The extrusion is 12" long. Vertical wire managers are included when powered Pillar tables are ordered.

Furnishing Knowledge®

TECHNICAL SPECIFICATIONS

Wire Management (cont.)

Velcro® Wire Management
The Velcro wire manager is constructed of 2" x 4 1/2" Velcro hook and loop material with a looped pull tab. The wire manager is provided with adhesive backing and screws for attachment to the underside of the top. Tops are pre-drilled for locating wire manager, but the manager may be applied in any convenient location. One or two Velcro wire managers are included when Pattern power modules are ordered, and wire clips are provided when power modules with 3-prong plugs are ordered. Field installed.

Grommets

Grommets for Villa™
The grommet for Villa is a surface mounted cover constructed of ABS plastic or 18-gauge steel. On tables with one grommet, it is located centered within the width. Grommets are spaced 3" from the back edge on 24" and 30" deep tops, and centered (front to back) on 36", 42" & 48" deep tops. 36" deep large rectangular tables are available with two grommets. They are located along the centerline depth of the top (front to back) and approximately 23" to 35" from the edge of the top, depending on the top's width.

Grommets have a flip-up receding door and are identical in size to the PowerUp Module to allow for retrofitting of PowerUp at a later date. When the flip-up door is closed, the available opening for power or data cords is 1/2" wide by 5 3/4" long. Open door available space is 2 1/4" x 5 3/4". Grommets are available in a variety of colors. Field installed.

Flip-Top Grommets for Dean® & Nacre® Power Modules
Flip-top grommets are surface-mounted covers, constructed of 18-gauge steel. Grommets have a flip-up receding door and are identical in cutout size to the Nacre or Dean power modules listed below, which allows for retrofitting corresponding power modules at a later date. One grommet ships per table, which is located in the center of the tops. Two grommets ship per conference table, which are located near the center of the tops. Grommets are finished with powder-coat paint and available in all KI paint colors. The flip-up door is designed to allow cords to remain routed through the opening while it is closed and allows for more cord routing space when the flip-up door is opened. Field installed.

Circular Grommet for Node® Power Module
The Node circular grommet is an open top, surface-mounted grommet constructed of aluminum. The overall diameter of 3.15" fits into a 3" diameter cutout in the surface. One grommet ships per table, which is located in the center of the tops. Two grommets ship per conference table, which are located near the center of the tops. Grommets are finished with powder-coat paint and available in all KI paint colors. Not available in chrome. Field installed.

Power Modules

Dean In-Surface Power Module
Dean In-Surface power module consists of two simplex receptacles (rated at 15 amps/125 volts), one USB-A port and one USB-C port, 2 amps per port, and one data jack opening. The module can be modified to fit various brand jacks. Data tree ships with Dean in-surface power modules. Data connectors are not supplied with the module and are purchased by the customer. The Dean in-surface module is 8.12" long by 2.31" wide by 2.5" high and fits securely into a 7.81" x 1.93" cutout. Module is mechanically attached to the worksurface with screws from the underside. The module has a molded plastic faceplate with steel trim and an aluminum housing. Modules comes standard with either 9' or 15' cord with a 3-prong plug, or a 20" cord with a Pattern™ connector. A 40" cord option is available for larger conference tables with two power modules. Dean power module is rated at 15 amps/120 volts and is UL listed.

Pillar™ Tables
General Information

TECHNICAL SPECIFICATIONS

Power Modules (cont.)

Dean Clamp-On Power Module
Dean clamp-on power module consists of two simplex receptacles (rated at 15 amps/125 volts), one USB-A and one USB-C port, 2 amps per port. Dean clamp-on module Is 5.50" long by 3.06" wide by 3.38" high. The module has a smooth molded plastic faceplate with an anodized aluminum housing. Clamp-on mounting style positions the module at a right angle to the worksurface and uses two thumb screws for attachment, without the need for table cutouts. Clamp is 3" wide, extends $1^{3}/_{4}$" onto edge of surface and can accommodate a maximum surface thickness of $1^{1}/_{2}$". Modules come standard with either 3', 9' or 15' cord with a 3-prong plug, or a 40" cord with a Pattern connector. Dean power module is rated at 15 amps/120 volts and is UL listed.

Dubbel™ Undersurface Power Module
Dubbel undersurface module consists of two simplex receptacles (rated at 15 amps/125 volts), one USB-A port and one USB-C port, 2 amps per port. Dubbel is 7.63" wide by 1.75" tall by 5.25" deep. The module is made of molded plastic and secures under the worksurface with two $^{5}/_{16}$ x 2" Phillips round-head screws. Modules come standard with either 3', 9' or 15' cord with a 3-prong plug, or a 40" cord with a Pattern connector. Dubbel power module is rated at 15 amps/120 volts and is UL listed.

Nacre Pop-Up In-Surface Module
Nacre Pop-Up In-Surface consists of two simplex receptacles (rated at 15 amps/125 volts), one USB-A port and one USB-C port, 2 amps per port, and one data jack opening. The module can be modified to fit various brand jacks. Data tree ships with Nacre power modules. Data connectors are not supplied with the module and are purchased by the customer. Nacre is 7.25" long by 3.31" wide by 2.92" high and fits securely into a 6.94" x 3" cutout with .38" radius corners. The module is made of molded plastic. The module is a pop-up design with a dampened spring-loaded mechanism to allow the unit to smoothly open for use and close smoothly when not in use. Modules come standard with either 9' or 15' cord with a 3-prong plug, or a 20" cord with a Pattern connector. A 40" cord option is available for larger conference tables with two power modules. Nacre power module is rated at 15 amps/120 volts and is UL listed.

Node® In-Surface Power Module
Node In-Surface power module consists of one simplex receptacle (rated at 15 amps/125 volts), includes one USB-A port, and one USB-C port, 2 amps per port. Node is 3.38" in diameter by 3.30" tall fits and securely into a 3" diameter cutout. The module housing is made of plastic with a powder-coat painted aluminum faceplate. Modules come standard with either 9' or 15' cord with a 3-prong plug, or a 20" or 40" cord with a Pattern connector. Node power module is rated at 15 amps/120 volts and is UL listed.

PowerUp® Module
Several tables are available with one or two PowerUp power modules with 3-prong plug per table. Modules are spaced 3" from the back edge on 24" and 30" deep tops, and centered (front to back) on 36", 42" & 48" deep tops. Some larger conference style tables are available with two modules. They are located along the centerline of the table depth (front to back) and approximately 23" to 35" from the side edge of the top depending on the top width.

The PowerUp Module is a UL listed relocatable power tap which is a surface mounted power module with a plastic cover. When open, two simplex power receptacles and two data jack openings are exposed. The module is $3^{1}/_{4}$" wide by 7" long and $2^{1}/_{4}$" tall when opened and fits securely into a $6^{1}/_{4}$" x 3" cutout, still allowing removal without tools. It is provided with either a 9 ft or 15 ft cord and 3-prong plug, rated 120VAC, 15A. The module is constructed of polycarbonate with a textured finish, meeting UL 94 V-0 Flame Class minimum requirements. The module has two simplex receptacles, rated at 15 Amps/125 Volts and two locations for data connectors. Snap-in data plates hold data connectors and allow the standard module to accommodate most manufacturers. The data connectors are not supplied with the module and are purchased by the customer. The module has a dampened spring-loaded mechanism to allow the unit to open for use and close when not in use. The power receptacles open above the plane of the tabletop to avoid accidental spills into the receptacle. Data jacks remain stationary to avoid excess wear and tear on the wire connections and promote transmission of data communication. Data ports are molded to accept RJ45 jacks, but can be modified to accept various brands of jacks.

TECHNICAL SPECIFICATIONS

Power Modules (cont.)

Villa™ Power Module with 3-Prong Plug
Select tables are available with one or two Villa power modules with 3-prong plug per table. Modules are spaced 3" from the back edge on 24" and 30" deep tops, and centered (front to back) on 36", 42" & 48" deep tops. Some larger conference style tables are available with two modules. They are located along the centerline depth of the top (front to back) and approximately 23" to 35" from the edge of the top, depending on the top's width.

The Villa power module with 3-prong plug is an Intertek ETL Listed Furniture Power Distribution Unit surface module that mounts below a $6^{1}/_{4}$" x 3" grommet cutout in the tabletop. The module is $3^{1}/_{2}$" wide by $6^{3}/_{4}$" long and 2" tall when opened. It is provided with either a 9 ft or 15 ft cord and 3-prong plug, rated 120VAC, 15A. When open, two simplex power receptacles, two USB charging ports and one data jack opening are exposed. An additional simplex receptacle is located at the underside. The module can be modified to fit various brand jacks. Data connectors are not supplied with the module and are purchased by the customer. Metal grommet cover is included.

Snap-In RPT Power Module
Snap-In RPT module is only available for use with Pattern™ electrical system. Snap-in module consists of two simplex receptacles (rated at 15 amps/125 volts). Snap-in RPT fits securely in user facing cutouts located on the wire trough, mounted under the table. Modules comes standard with a 20" or 40" pattern connector, rated at 15 amps/120 volts and is UL listed.

Pattern Electrical System
Select Pillar table models can be configured with Pattern electrical system. The Pattern electrical system is ETL Listed, evaluated to safety standard UL 962A (USA) and CAN/CSA-C22.2 No. 308 (Canada). It allows for a maximum up to ten distribution blocks and up to 50' of power jumpers from the power infeed (in either direction), whichever comes first. Pattern allows up to eighteen power modules depending on table width, and connects to one 15-amp power supply cord (power infeed with 3-prong plug). Pattern is a non-sequential system and the infeed is compatible with ground fault interrupter (GFI/GFCI) outlets. Power modules for Pattern are specified as an option on Pillar tables.

Pattern Power Distribution Blocks
Pattern power distributions blocks are standalone connectors, each containing four port locations. Distribution blocks are included with appropriate power jumper and power infeed kits, so do not need to be ordered separately. Distribution blocks bring the power infeed, power jumpers, and power modules together and allow power to be efficiently supplied to each table. Two distribution block types are included with the Pattern system, grey and white.

Pattern Table-to-Table Power Jumper Kits
Pattern table-to-table jumper power kits come with one grey distribution block and an appropriately sized power jumper. Jumpers are nonsequential and are keyed on each end to connect between distribution blocks. Table-to-table power jumper kits are ordered separately, according to layout configuration.

Pattern Power Infeed Kits
The Pattern power infeed kit must be ordered separately. Site configurations vary and will affect the number of power infeeds required. The number and size of tables, as well as the number of receptacles per table and amperage needs in each ganging configuration will determine the number of power infeed kits required at any given installation. Infeeds can be installed anywhere in the run.

Kit comes with one grey Pattern power distribution block, one 12" power jumper, one white Pattern power distribution block and Pattern power infeed cord. Power infeed consists of a 15-amp 3-prong plug on one end of the 108" cord and a keyed connector at the opposite end of the cord.

Pillar™ Tables
General Information

TECHNICAL SPECIFICATIONS

Modesty Panels

Optional 10" modesty panels are available on select Pillar models and available in perforated steel or laminate.

Laminated Modesty Panel

Laminated modesty panels have a .685" overall thickness with .30" thick high-pressure laminate on front and back surfaces. The density of the core inside the panel is 45 lb/cu ft particleboard, M3 grade. Modesty panels are 10" tall and vary in shape depending on the table it is paired with. On 48" wide rectangle tables, the modesty panel is 47 3/4" wide. On 90° inside curve tables, the modesty panel has a 54" radius, with an arc length of 85", so it can follow the curve of the back edge of the table. On 90° outside curve tables, the modesty panel has a 27 1/2" radius, with an arc length of 38". The laminate is color matched to the tabletop. The modesty panel mounts to the table using 14-gauge (.075" thick) formed steel brackets, secured to the underside of the table.

Perforated Steel Modesty Panel

Panels are constructed of 14-gauge (.075" thick) by 10" tall perforated steel with powder-coated paint matched to the leg color. On 48" wide rectangular tables, the modesty panel is 47 3/4" wide. On 90° inside curve tables, the modesty panel has a 54" radius, with an arc length of 85", so it can follow the curve of the back edge of the table. On 90° outside curve tables, the modesty panel has a 27 1/2" radius, with an arc length of 38". The modesty panel mounts to the table using 14-gauge (.075" thick) formed steel brackets, secured to the underside of the table.

Note: When specifying a perforated steel modesty panel on a table with chrome legs, the modesty panel will be flannel.

Polyester Felt Modesty Panel

Polyester felt modesty panels are constructed from a sound-absorbing, 100% polyester felt. The panels have a density of 0.5 lb/ft^2 and is sound absorbing tested to ASTM C423 with an NRC rating of .44 when using no air gap (A-Mount testing method) and an NRC rating of .81" with 2" air gap. The polyester felt is in accordance with ASTM-E84 and achieve a Class A Flame Spread. Standard sizes are 9 1/4" high on 29" high tables, or 15" high on 36" and 42" high tables by 29", 35", 41", 47", 53", 59" and 65" wide.

Mounting Hooks

The mounting hooks are 18-gauge steel and attach underneath the tabletop using two steel screws. Panels 29", 35", 41" and 47" wide use two hooks per panel. Panels 53", 59" and 65" wide use three hooks per panel.

STATEMENT OF LINE

Pillar® Tables

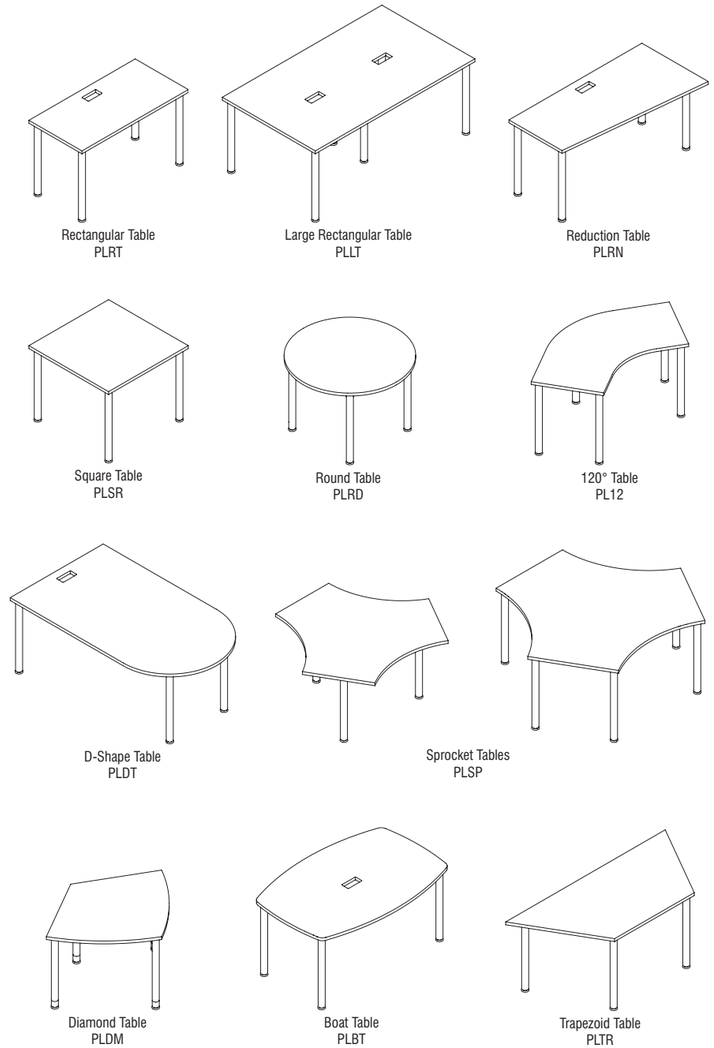

Pillar™ Tables
General Information

STATEMENT OF LINE

Pillar® Tables for MyPlace™ Lounge Furniture

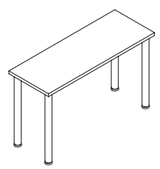

Rectangular Table
PLRM

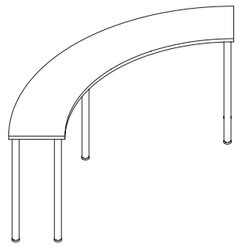

90°Inside Curve Table
PLIC

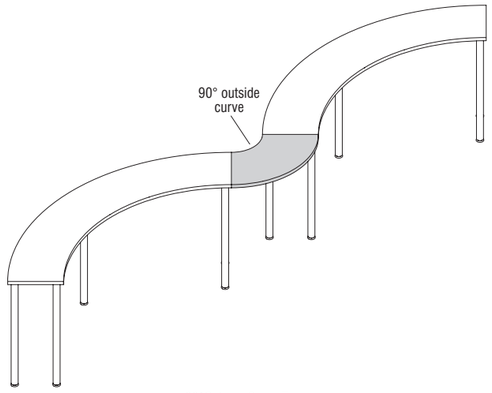

90°Outside Curve Table
PLOC

Pillar Table Modesty Panels for MyPlace Lounge Furniture

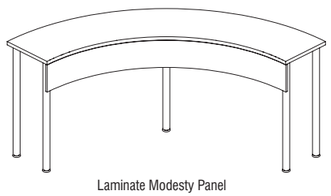

Laminate Modesty Panel

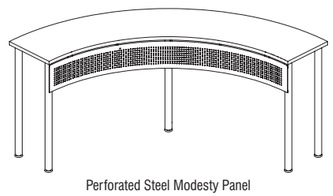

Perforated Steel Modesty Panel

Pillar™ Tables
Product Color Options

Surface Finish--Laminate

Belair	LBQ
Biltmore Cherry	LBT
Black	LBK
Brighton Walnut	LBW
Canyon Zephyr	LCA
Castle Oak	LCO
Casual Linen	LCU
Cherry Storm	LCX
Classic Linen	LCI
Cloud Zephyr	LCL
Cocobala	LCC
Crisp Linen	LRI
Desert Zephyr	LDZ
Dove Grey	LDG
Fired Steel	LIL
Flax Linen	LXF
Florence Walnut	LFC
Forged Steel	LOL
Friston Ash	LFH
Frosty White	LFW
Graphite Nebula	LGN
Grey	LGE
High Rise	LHE
Hollyberry	LHY
Irish Linen	LIH
Island	LID
Italian Silver Ash	LIT
Kensington Maple	LKM
Lapis Blue	LLB
Markerboard White	LMK
Misted Zephyr	LMR
Monticello Maple	LMT
Nickel Evolv	LNV
North Sea	LNA
Ocean	LON
Pearl Bisque	LPB
Pearl Silver	LPS
Pressed Linen	LPR
River Cherry	LRY
Rugged Linen	LRG
Satin Stainless	LSS
Shadow Zephyr	LSR
Silicon evolv	LSV
Sterling Ash	LAZ
Tailored Linen	LTL
Titanium evolv	LTV
White Nebula	LWL
White Sand	LWN
Windsor Mahogany	LWY

Paint and Leg Finish

Black	BL
Blue Grey	GR
Bronze Metallic	ZM
Cayenne	CY
Champagne Metallic	CM
Chrome	CH
Cool Grey	CG
Cottonwood	CO
Earthen Clay	EY
Espresso Metallic	EX
Everglade Shade	EV
Flannel	FN
Glitz Metallic	GZ
Hazy Jade	HJ
Honey Bee	HY
Light Tone	LG
Mardi Gras	MG
Misty Brown	MY
Nemo	NE
Nordic	ND
Poppy Red	PR
Purple Haze	PH
Rubber Ducky	RK
Sand	SA
Sky Blue	SK
Starlight Silver Metallic	SX
Surf's Up	SP
Twilight Shadow	TI
Ultra Blue	UB
Warm Grey	WG
Zesty Lime	ZL

Booth Tables: Steel modesty panel color matches the paint finish with the following exception:
-When paint finish is chrome, steel modesty panel willl be flannel.

Edge Color for 74P Edge

Belair	EBQ
Biltmore Cherry	EBT
Black	EBL
Blue Grey	EGR
Brighton Walnut	EBW
Castle Oak	ECO
Cayenne	ECY
Cherry Storm	ECX
Cocobala	ECC
Cool Grey	ECG
Earthen Clay	EEY
Everglade Shade	EEV
Flannel	EFN
Florence Walnut	EFC
Friston Ash	EFH
Frosty White	EFW
Hazy Jade	EHJ
Honey Bee	EHY
Italian Silver Ash	EIT
Kensington Maple	EKM
Light Tone	ELG
Mardi Gras	EMG
Misty Brown	EMY
Monticello Maple	EMT
Multiplex	EMB
Nemo	ENE
Nordic	END
Poppy Red	EPR
Purple Haze	EPH
River Cherry	ERY
Rubber Ducky	ERK
Sand	ESA
Sky Blue	ESK
Sterling Ash	EAZ
Surf's Up	ESP
Twilight Shadow	ETI
Ultra Blue	EUB
Warm Grey	EWG
Windsor Mahogany	EWY
Zesty Lime	EZL

Plastic Grommet Color (Corded, Pattern)

Black grommet	GBL
Blue Grey grommet	GGR
Cool Grey grommet	GCG
Flannel grommet	GFN
Misty Brown grommet	GMY
Sand grommet	MSA
Warm Grey grommet	GWG

Villa, Nacre, Dean, Node Grommet Color (Corded, Pattern)

Black grommet	GBL
Blue Grey grommet	GGR
Bronze Metallic grommet	GZM
Champagne Metallic grommet	GCM
Cool Grey grommet	GCG
Cottonwood grommet	GCO
Flannel grommet	GFN
Misty Brown grommet	GMY
Starlight Silver grommet	GSX
Warm Grey grommet	GWG

Villa Power Module Color (Corded)

Villa Module Black	PUBL
Villa Module Blue Grey	PUGR
Villa Module Bronze Metallic	PUZM
Villa Module Champagne Metallic	PUCM
Villa Module Cool Grey	PUCG
Villa Module Cottonwood	PUCO
Villa Module Flannel	PUFN
Villa Module Misty Brown	PUMY
Villa Module Starlight Silver	PUSX
Villa Module Warm Grey	PUWG

Power-Up Module Color (Corded)

PowerUp Black	PUBL
PowerUp Blue Grey	PUGR
PowerUp Cool Grey	PUCG
PowerUp Flannel	PUFN
PowerUp Misty Brown	PUMY
PowerUp Sand	PUSA
PowerUp Warm Grey	PUWG

Nacre, Dubbel, Dean, Node Power Module Color (Corded, Pattern)

Black	PUBL
Cool Grey	PUCG
Cottonwood	PUCO
Warm Grey	PUWG

Snap-in RPT color is always Black

Polyester Felt Modesty Panel

Dandelion	FTDD
Fawn	FTFW
Flannel	FTFN
Heather	FTHR
Lava	FTLV
Midnight Blue	FTMB
Spring	FTSG

Accessories - Infeed

Black	BL
Blue Grey	GR
Bronze Metallic	ZM
Cayenne	CY
Champagne Metallic	CM
Cool Grey	CG
Cottonwood	CO
Earthen Clay	EY
Espresso Metallic	EX
Everglade Shade	EV
Flannel	FN
Glitz Metallic	GZ
Hazy Jade	HJ
Honey Bee	HY
Light Tone	LG
Mardi Gras	MG
Misty Brown	MY
Nemo	NE
Nordic	ND
Purple Haze	PH
Rubber Ducky	RK
Sand	SA
Starlight Silver Metallic	SX
Surf's Up	SP
Twilight Shadow	TI
Ultra Blue	UB
Warm Grey	WG
Zesty Lime	ZL

Pillar™ Tables

Rectangular - 29" High, 24" and 30" Deep

Pillar™ Tables

Rectangular - 29" High, 24" and 30" Deep

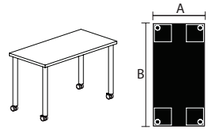

PLRT

Rectangular Tables - 24"D

- Tables are designed for maximum leg spacing
- Glides and casters are not inter-changeable without changing the height of the table
- Vertical and horizontal wire manage-ment are included automatically when power options are specified
- Gangers ordered separately
- Post Leg at 29" high

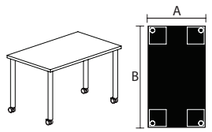

PLRT

Rectangular Tables - 30"D

- Tables are designed for maximum leg spacing
- Glides and casters are not inter-changeable without changing the height of the table
- Vertical and horizontal wire manage-ment are included automatically when power options are specified
- Gangers ordered separately
- Post Leg at 29" high

	MODEL NUMBER												
A x B	Basic Model Ⓐ	Edge Style Ⓑ	Power Option Ⓒ	Modesty Panel Ⓓ	Edge Color Ⓔ	Surface Finish Ⓕ	Leg Finish Ⓖ	Grommet/ Module Color Ⓗ	Polyester Modesty Panel Color Ⓘ	Base Ⓙ	Cord (feet) Ⓚ	Approx. Packaged Weight	74P Edge (74P)
24 x 36"	PLRT2436	□□□	□□□	□□□	□□□	□□□	□□	□□□□	□□□□	□□□	□□	68.5#	$ 772
24 x 42"	PLRT2442	□□□	□□□	□□□	□□□	□□□	□□	□□□□	□□□□	□□□	□□	73.8#	790
24 x 48"	PLRT2448	□□□	□□□	□□□	□□□	□□□	□□	□□□□	□□□□	□□□	□□	79.0#	805
24 x 54"	PLRT2454	□□□	□□□	□□□	□□□	□□□	□□	□□□□	□□□□	□□□	□□	84.3#	854
24 x 60"	PLRT2460	□□□	□□□	□□□	□□□	□□□	□□	□□□□	□□□□	□□□	□□	89.5#	866
24 x 66"	PLRT2466	□□□	□□□	□□□	□□□	□□□	□□	□□□□	□□□□	□□□	□□	98.5#	923
24 x 72"	PLRT2472	□□□	□□□	□□□	□□□	□□□	□□	□□□□	□□□□	□□□	□□	103.8#	923
30 x 36"	PLRT3036	□□□	□□□	□□□	□□□	□□□	□□	□□□□	□□□□	□□□	□□	76.4#	$ 834
30 x 42"	PLRT3042	□□□	□□□	□□□	□□□	□□□	□□	□□□□	□□□□	□□□	□□	82.9#	876
30 x 48"	PLRT3048	□□□	□□□	□□□	□□□	□□□	□□	□□□□	□□□□	□□□	□□	89.5#	876
30 x 54"	PLRT3054	□□□	□□□	□□□	□□□	□□□	□□	□□□□	□□□□	□□□	□□	96.1#	922
30 x 60"	PLRT3060	□□□	□□□	□□□	□□□	□□□	□□	□□□□	□□□□	□□□	□□	102.6#	935
30 x 66"	PLRT3066	□□□	□□□	□□□	□□□	□□□	□□	□□□□	□□□□	□□□	□□	112.9#	985
30 x 72"	PLRT3072	□□□	□□□	□□□	□□□	□□□	□□	□□□□	□□□□	□□□	□□	119.5#	985

Ⓐ Ⓑ Ⓒ Ⓓ Ⓔ Ⓕ Ⓖ Ⓗ Ⓘ Ⓙ Ⓚ

HOW TO ORDER

Indicate the following information on order form:
1. Quantity of each item.
2. Model number, including options. See "How To Build a Model Number".
3. Any special service required.

Note: • The □ indicates that a choice is required.
- The absence of the □ indicates that no choice is required.
- Alpha-numeric characters in place of □ indicate that no other alternatives are avail-able.

HOW TO BUILD A MODEL NUMBER

Ⓐ Select basic model.

Ⓑ Select edge style.
- **74P** - 74P edge

Ⓒ Select power option.
- **NNN** - No grommets, PowerUp or wire management/No cutouts
- **WMO** - Wire management only-no cutouts; add $66
- **1PG** - One plastic grommet w/wire management; add $209
- **1PU** - One PowerUp w/wire manage-ment; add $334
- **1VG** - One grommet for Villa w/wire management; add $271
- **1VM** - One Villa module with USB w/wire management; add $592
- **MD1** - Module, Dean in-surface w/USB-A/C (1) ; add $354
- **MB1** - Module, Dubbel under-surface w/ dual USB-A/C (1); add $264
- **MA1** - Module, Nacre in-surface w/USB-A/C (1); add $420
- **MO1** - Module, Node in-surface w/USB-A/C (1) ; add $264
- **GA1** - Grommet, Nacre (1); add $209
- **GD1** - Grommet, Dean (1); add $209
- **GO1** - Grommet, Node (1); add $144

CORD LENGTH: 9' or 15' is optional on all module options.

WIRE MANAGEMENT: All options except NNN include vertical and horizontal wire management.

Ⓓ Select modesty panel.
- **NMP** - No modesty panel
- **PMP** - Polyester felt modesty panel; add $182

Ⓔ Select edge color.
Refer to the **Product Color Options** page in this price list.
Edge color offerings are based on edge style selections.

Ⓕ Select surface finish.
Refer to the **Product Color Options** page in this price list.

Ⓖ Select leg finish.
Refer to the **Product Color Options** page in this price list.

Ⓗ Select grommet/module color.
Refer to the **Product Color Options** page in this price list.

Ⓘ Select modesty panel color.
Refer to the **Product Color Options** page in this price list.

Ⓙ Select base.
- **CST** - Casters
- **GLD** - Glides

Casters=2 locking/2 non-locking, black wheel, silver hub

Ⓚ Select Cord Length (feet).
- **15** - 15' cord length
- **9** - 9' cord length

FINISH INFORMATION

Additional Laminate Offering

Additional laminates beyond KI standard offering, are available with two weeks extended leadtime. To specify additional laminates, use these designa-tors followed by the supplier's color/pattern code:

Formica - LF/supplier's color pattern code
Nevamar - LN/supplier's color pattern code
Wilsonart - LW/supplier's color pattern code

KI's standard laminate finish is the supplier's recommended finish for that color/pattern.
Note: Nonstandard laminates from these suppliers (example: textured laminates), require a Product Modification Request. Contact customer service for details.

Color Match

KI offers the additional option of color matching paint, polypropylene, or wood stain through Product Modification Requests. Contact customer service for details.

SPECIAL SERVICES

Special Carton Marking

With specially marked information	N/C

Shipping

Ships **knocked down, FOB Bonduel, WI 54107, freight prepaid.** Freight class 125.

Specifications and prices are subject to change without prior notice.

Pillar™ Tables
Rectangular - 29" High, 36" Deep

KI

Pillar™ Tables
Rectangular - 29" High, 36" Deep

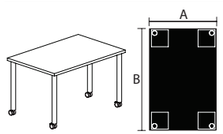

PLRT

Rectangular Tables - 36"D

- Tables are designed for maximum leg spacing
- Glides and casters are not interchangeable without changing the height of the table
- Vertical and horizontal wire management are included automatically when power options are specified
- Gangers ordered separately
- Post Leg at 29" high

	MODEL NUMBER												
A x B	Basic Model	Edge Style	Power Option	Modesty Panel	Edge Color	Surface Finish	Leg Finish	Grommet/ Module Color	Polyester Modesty Panel Color	Base	Cord (feet)	Approx. Packaged Weight	74P Edge (74P)
36 x 42"	PLRT3642	□□□	□□□	□□□	□□□	□□□	□□	□□□□	□□□□	□□□	□□	92.1#	$ 957
36 x 48"	PLRT3648	□□□	□□□	□□□	□□□	□□□	□□	□□□□	□□□□	□□□	□□	100.0#	963
36 x 54"	PLRT3654	□□□	□□□	□□□	□□□	□□□	□□	□□□□	□□□□	□□□	□□	107.9#	1108
36 x 60"	PLRT3660	□□□	□□□	□□□	□□□	□□□	□□	□□□□	□□□□	□□□	□□	115.8#	1108
36 x 66"	PLRT3666	□□□	□□□	□□□	□□□	□□□	□□	□□□□	□□□□	□□□	□□	131.1#	1152
36 x 72"	PLRT3672	□□□	□□□	□□□	□□□	□□□	□□	□□□□	□□□□	□□□	□□	139.0#	1152
	Ⓐ	Ⓑ	Ⓒ	Ⓓ	Ⓔ	Ⓕ	Ⓖ	Ⓗ	Ⓘ	Ⓙ	Ⓚ		

HOW TO ORDER

Indicate the following information on order form:
1. Quantity of each item.
2. Model number, including options. See "How To Build a Model Number".
3. Any special service required.

Note: • The □ indicates that a choice is required.
- The absence of the □ indicates that no choice is required.
- Alpha-numeric characters in place of □ indicate that no other alternatives are available.

HOW TO BUILD A MODEL NUMBER

Ⓐ Select basic model.

Ⓑ Select edge style.
- **74P** - 74P edge

Ⓒ Select power option.
- **NNN** - No grommets, PowerUp or wire management/No cutouts
- **WMO** - Wire management only-no cutouts; add $66
- **1PG** - One plastic grommet w/wire management; add $209
- **1PU** - One PowerUp w/wire management; add $334
- **1VG** - One grommet for Villa w/wire management; add $271
- **1VM** - One Villa module with USB w/wire management; add $592
- **MD1** - Module, Dean in-surface w/USB-A/C (1) ; add $354
- **MB1** - Module, Dubbel under-surface w/ dual USB-A/C (1); add $264
- **MA1** - Module, Nacre in-surface w/USB-A/C (1); add $420
- **MO1** - Module, Node in-surface w/USB-A/C (1) ; add $264
- **GA1** - Grommet, Nacre (1); add $209
- **GD1** - Grommet, Dean (1); add $209
- **GO1** - Grommet, Node (1); add $144

CORD LENGTH: 9' or 15' is optional on all module options.

WIRE MANAGEMENT: All options except NNN include vertical and horizontal wire management.

Ⓓ Select modesty panel.
- **NMP** - No modesty panel
- **PMP** - Polyester felt modesty panel; add $182

Ⓔ Select edge color.
Refer to the **Product Color Options** page in this price list.
Edge color offerings are based on edge style selections.

Ⓕ Select surface finish.
Refer to the **Product Color Options** page in this price list.

Ⓖ Select leg finish.
Refer to the **Product Color Options** page in this price list.

Ⓗ Select grommet/module color.
Refer to the **Product Color Options** page in this price list.

Ⓘ Select modesty panel color.
Refer to the **Product Color Options** page in this price list.

Ⓙ Select base.
- **CST** - Casters
- **GLD** - Glides

Casters=2 locking/2 non-locking, black wheel, silver hub

Ⓚ Select Cord Length (feet).
- **15** - 15' cord length
- **9** - 9' cord length

FINISH INFORMATION

Additional Laminate Offering
Additional laminates beyond KI standard offering, are available with two weeks extended leadtime. To specify additional laminates, use these designators followed by the supplier's color/pattern code:

Formica - LF/supplier's color pattern code
Nevamar - LN/supplier's color pattern code
Wilsonart - LW/supplier's color pattern code

KI's standard laminate finish is the supplier's recommended finish for that color/pattern.
Note: Nonstandard laminates from these suppliers (example: textured laminates), require a Product Modification Request. Contact customer service for details.

Color Match
KI offers the additional option of color matching paint, polypropylene, or wood stain through Product Modification Requests. Contact customer service for details.

SPECIAL SERVICES

Special Carton Marking

With specially marked information	N/C

Shipping
Ships **knocked down, FOB Bonduel, WI 54107, freight prepaid.** Freight class 125.

Specifications and prices are subject to change without prior notice.

Pillar™ Tables

Large Rectangular - 29" High, 36", 42" and 48" Deep

Pillar™ Tables

Large Rectangular - 29" High, 36", 42" and 48" Deep

	Features	A x B	MODEL NUMBER Basic Model	Edge Style	Grommet/ Module Type	Modesty Panel	Edge Color	Surface Finish	Leg Finish	Grommet/ Module Color	Base	Cord (feet)	Approx. Packaged Weight	74P Edge (74P)
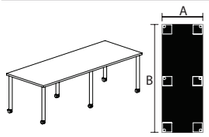	6 Legs	36 x 84"	PLRT3684	□□□	□□□	NMP	□□	□□□	□□	□□□□	□□□	□□	156.3#	$ 1617
	6 Legs	36 x 96"	PLRT3696	□□□	□□□	NMP	□□	□□□	□□	□□□□	□□□	□□	172.0#	1617
PLRT														
Rectangular Tables - 36"D														
• Tables are designed for maximum leg spacing • Glides and casters are not inter-changeable without changing the height of the table • Vertical and horizontal wire manage-ment are included automatically when power options are specified • Gangers ordered separately • Post Leg at 29" high														
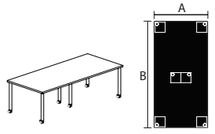	6 Legs	42 x 72"	PLLT4272	□□□	□□□	NMP	□□	□□□	□□	□□□□	□□□	□□	165.3#	$ 1449
	6 Legs	42 x 84"	PLLT4284	□□□	□□□	NMP	□□	□□□	□□	□□□□	□□□	□□	183.6#	1764
	6 Legs	42 x 96"	PLLT4296	□□□	□□□	NMP	□□	□□□	□□	□□□□	□□□	□□	202.0#	1764
	6 Legs	48 x 72"	PLLT4872	□□□	□□□	NMP	□□	□□□	□□	□□□□	□□□	□□	181.0#	1449
	6 Legs	48 x 84"	PLLT4884	□□□	□□□	NMP	□□	□□□	□□	□□□□	□□□	□□	202.0#	1764
	6 Legs	48 x 96"	PLLT4896	□□□	□□□	NMP	□□	□□□	□□	□□□□	□□□	□□	223.0#	1847
PLLT														
Rectangular Tables - 42"D and 48"D														
• Tables are designed for maximum leg spacing • Glides and casters are not inter-changeable without changing the height of the table • Vertical and horizontal wire manage-ment are included automatically when power options are specified • Post Leg at 29" high														
			Ⓐ	Ⓑ	Ⓒ	Ⓓ	Ⓔ	Ⓕ	Ⓖ	Ⓗ	Ⓘ	Ⓙ		

HOW TO ORDER

Indicate the following information on order form:
1. Quantity of each item.
2. Model number, including options. See "How To Build a Model Number".
3. Any special service required.

Note: • The □ indicates that a choice is required.
- The absence of the □ indicates that no choice is required.
- Alpha-numeric characters in place of □ indicate that no other alternatives are available.

HOW TO BUILD A MODEL NUMBER

Ⓐ Select basic model.

Ⓑ Select edge style.
- **74P** - 74P edge

Ⓒ Select power option.
- **NNN** - No grommets, PowerUp or wire management/No cutouts
- **WMO** - Wire management only-no cutouts; add $66
- **2PG** - Two plastic grommets; add $420
- **2PU** - Two PowerUp modules; add $669
- **2VG** - Two grommets for Villa; add $543
- **2VM** - Two Villa modules w/dual USB-A; add $1185
- **MA2** - Modules, Nacre in-surface w/USB-A/C (2); add $839
- **MB2** - Modules, Dubbel under-surface w/ dual USB-A/C (2); add $528
- **MD2** - Modules, Dean in-surface w/USB-A/C (2) ; add $707
- **MO2** - Modules, Node in-surface w/USB-A/C (2); add $528
- **GA2** - Grommets, Nacre (2); add $408
- **GD2** - Grommets, Dean (2); add $408
- **GO2** - Grommets, Node (2); add $276

CORD LENGTH: 9' or 15' is optional on all module options.

WIRE MANAGEMENT: All options except NNN include vertical and horizontal wire management.

Ⓓ Select modesty panel.
- **NMP** - No modesty panel

Ⓔ Select edge color.
Refer to the **Product Color Options** page in this price list.
Edge color offerings are based on edge style selections.

Ⓕ Select surface finish.
Refer to the **Product Color Options** page in this price list.

Ⓖ Select leg finish.
Refer to the **Product Color Options** page in this price list.

Ⓗ Select grommet/module color.
Refer to the **Product Color Options** page in this price list.

Ⓘ Select base.
- **CST** - Casters
- **GLD** - Glides

Casters=2 locking/4 non-locking, black wheel, silver hub

Ⓙ Select Cord Length (feet).
- **15** - 15' cord length
- **9** - 9' cord length

FINISH INFORMATION

Additional Laminate Offering

Additional laminates beyond KI standard offering, are available with two weeks extended leadtime. To specify additional laminates, use these designators followed by the supplier's color/pattern code:

Formica - LF/supplier's color pattern code
Nevamar - LN/supplier's color pattern code
Wilsonart - LW/supplier's color pattern code

KI's standard laminate finish is the supplier's recommended finish for that color/pattern.
Note: Nonstandard laminates from these suppliers (example: textured laminates), require a Product Modification Request. Contact customer service for details.

Color Match

KI offers the additional option of color matching paint, polypropylene, or wood stain through Product Modification Requests. Contact customer service for details.

SPECIAL SERVICES

Special Carton Marking

With specially marked information	N/C

Shipping

Ships **knocked down, FOB Bonduel, WI 54107, freight prepaid.** Freight class 125.

Specifications and prices are subject to change without prior notice.

Pillar™ Tables

Rectangular - 36" High, 24" and 30" Deep

Pillar™ Tables

Rectangular - 36" High, 24" and 30" Deep

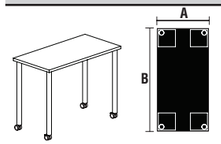

PLRT

Rectangular Tables - 24"D

- Tables are designed for maximum leg spacing
- Glides and casters are not inter-changeable without changing the height of the table
- Vertical and horizontal wire manage-ment are included automatically when power options are specified
- Gangers ordered separately
- Post Leg at 36" high

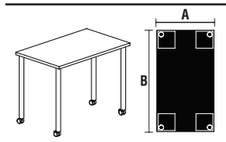

PLRT

Rectangular Tables - 30"D

- Tables are designed for maximum leg spacing
- Glides and casters are not inter-changeable without changing the height of the table
- Vertical and horizontal wire manage-ment are included automatically when power options are specified
- Gangers ordered separately
- Post Leg at 36" high

	MODEL NUMBER											Approx. Packaged Weight	74P Edge (74P)
A x B	Basic Model	Edge Style	Power Option	Modesty Panel	Edge Color	Surface Finish	Leg Finish	Grommet/ Module Color	Polyester Modesty Panel Color	Base	Cord (feet)		
24 x 36"	PLRT2436H36	□□□	□□□	□□□	□□□	□□□	□□	□□□□	□□□□	□□□	□□	77.5#	$ 804
24 x 42"	PLRT2442H36	□□□	□□□	□□□	□□□	□□□	□□	□□□□	□□□□	□□□	□□	82.8#	825
24 x 48"	PLRT2448H36	□□□	□□□	□□□	□□□	□□□	□□	□□□□	□□□□	□□□	□□	88.0#	838
24 x 54"	PLRT2454H36	□□□	□□□	□□□	□□□	□□□	□□	□□□□	□□□□	□□□	□□	93.3#	888
24 x 60"	PLRT2460H36	□□□	□□□	□□□	□□□	□□□	□□	□□□□	□□□□	□□□	□□	98.5#	901
24 x 66"	PLRT2466H36	□□□	□□□	□□□	□□□	□□□	□□	□□□□	□□□□	□□□	□□	107.5#	957
24 x 72"	PLRT2472H36	□□□	□□□	□□□	□□□	□□□	□□	□□□□	□□□□	□□□	□□	112.8#	957
30 x 36"	PLRT3036H36	□□□	□□□	□□□	□□□	□□□	□□	□□□□	□□□□	□□□	□□	76.4#	$ 865
30 x 42"	PLRT3042H36	□□□	□□□	□□□	□□□	□□□	□□	□□□□	□□□□	□□□	□□	82.9#	906
30 x 48"	PLRT3048H36	□□□	□□□	□□□	□□□	□□□	□□	□□□□	□□□□	□□□	□□	89.5#	906
30 x 54"	PLRT3054H36	□□□	□□□	□□□	□□□	□□□	□□	□□□□	□□□□	□□□	□□	96.1#	954
30 x 60"	PLRT3060H36	□□□	□□□	□□□	□□□	□□□	□□	□□□□	□□□□	□□□	□□	102.6#	967
30 x 66"	PLRT3066H36	□□□	□□□	□□□	□□□	□□□	□□	□□□□	□□□□	□□□	□□	112.9#	1015
30 x 72"	PLRT3072H36	□□□	□□□	□□□	□□□	□□□	□□	□□□□	□□□□	□□□	□□	119.5#	1015
	Ⓐ	Ⓑ	Ⓒ	Ⓓ	Ⓔ	Ⓕ	Ⓖ	Ⓗ	Ⓘ	Ⓙ	Ⓚ		

HOW TO ORDER

Indicate the following information on order form:
1. Quantity of each item.
2. Model number, including options. See "How To Build a Model Number".
3. Any special service required.

Note: • The □ indicates that a choice is required.
- The absence of the □ indicates that no choice is required.
- Alpha-numeric characters in place of □ indicate that no other alternatives are avail-able.

HOW TO BUILD A MODEL NUMBER

Ⓐ Select basic model.

Ⓑ Select edge style.
- **74P** - 74P edge

Ⓒ Select power option.
- **NNN** - No grommets, PowerUp or wire management/No cutouts
- **WMO** - Wire management only-no cutouts; add $66
- **1PG** - One plastic grommet w/wire management; add $209
- **1PU** - One PowerUp w/wire manage-ment; add $334
- **1VG** - One grommet for Villa w/wire management; add $271
- **1VM** - One Villa module with USB w/wire management; add $592
- **MD1** - Module, Dean in-surface w/USB-A/C (1) ; add $354
- **MB1** - Module, Dubbel under-surface w/ dual USB-A/C (1); add $264
- **MA1** - Module, Nacre in-surface w/USB-A/C (1); add $420
- **MO1** - Module, Node in-surface w/USB-A/C (1) ; add $264
- **GA1** - Grommet, Nacre (1); add $209
- **GD1** - Grommet, Dean (1); add $209
- **GO1** - Grommet, Node (1); add $144

CORD LENGTH: 9' or 15' is optional on all module options.

WIRE MANAGEMENT: All options except NNN include vertical and horizontal wire management.

Ⓓ Select modesty panel.
- **NMP** - No modesty panel
- **PMP** - Polyester felt modesty panel; add $265

Ⓔ Select edge color.
Refer to the **Product Color Options** page in this price list.
Edge color offerings are based on edge style selections.

Ⓕ Select surface finish.
Refer to the **Product Color Options** page in this price list.

Ⓖ Select leg finish.
Refer to the **Product Color Options** page in this price list.

Ⓗ Select grommet/module color.
Refer to the **Product Color Options** page in this price list.

Ⓘ Select modesty panel color.
Refer to the **Product Color Options** page in this price list.

Ⓙ Select base.
- **CST** - Casters
- **GLD** - Glides

Casters=2 locking/2 non-locking, black wheel, silver hub

Ⓚ Select Cord Length (feet).
- **15** - 15' cord length
- **9** - 9' cord length

FINISH INFORMATION

Additional Laminate Offering

Additional laminates beyond KI standard offering, are available with two weeks extended leadtime. To specify additional laminates, use these designa-tors followed by the supplier's color/pattern code:

Formica - LF/supplier's color pattern code
Nevamar - LN/supplier's color pattern code
Wilsonart - LW/supplier's color pattern code

KI's standard laminate finish is the supplier's recommended finish for that color/pattern.
Note: Nonstandard laminates from these suppliers (example: textured laminates), require a Product Modification Request. Contact customer service for details.

Color Match

KI offers the additional option of color matching paint, polypropylene, or wood stain through Product Modification Requests. Contact customer service for details.

SPECIAL SERVICES

Special Carton Marking

With specially marked information	N/C

Shipping

Ships **knocked down, FOB Bonduel, WI 54107, freight prepaid.** Freight class 125.

Specifications and prices are subject to change without prior notice.

Pillar™ Tables
Rectangular - 36" High, 36" Deep

Pillar™ Tables
Rectangular - 36" High, 36" Deep

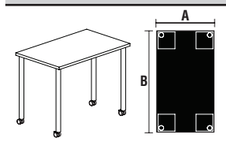

PLRT

Rectangular Tables - 36"D

- Tables are designed for maximum leg spacing
- Glides and casters are not inter-changeable without changing the height of the table
- Vertical and horizontal wire manage-ment are included automatically when power options are specified
- Gangers ordered separately
- Post Leg at 36" high

	MODEL NUMBER										
A x B	Basic Model	Edge Style	Power Option	Modesty Panel	Edge Color	Surface Finish	Leg Finish	Grommet/ Module Color	Polyester Modesty Panel Color	Base	Cord (feet)
	Ⓐ	Ⓑ	Ⓒ	Ⓓ	Ⓔ	Ⓕ	Ⓖ	Ⓗ	Ⓘ	Ⓙ	Ⓚ
36 x 42"	PLRT3642H36	□□□	□□□	□□□	□□□	□□□	□□	□□□□	□□□□	□□□	□□
36 x 48"	PLRT3648H36	□□□	□□□	□□□	□□□	□□□	□□	□□□□	□□□□	□□□	□□
36 x 54"	PLRT3654H36	□□□	□□□	□□□	□□□	□□□	□□	□□□□	□□□□	□□□	□□
36 x 60"	PLRT3660H36	□□□	□□□	□□□	□□□	□□□	□□	□□□□	□□□□	□□□	□□
36 x 66"	PLRT3666H36	□□□	□□□	□□□	□□□	□□□	□□	□□□□	□□□□	□□□	□□
36 x 72"	PLRT3672H36	□□□	□□□	□□□	□□□	□□□	□□	□□□□	□□□□	□□□	□□

Approx. Packaged Weight	74P Edge (74P)
92.1#	$ 988
100.0#	996
107.9#	1140
115.8#	1140
131.1#	1184
139.0#	1184

HOW TO ORDER

Indicate the following information on order form:
1. Quantity of each item.
2. Model number, including options. See "How To Build a Model Number".
3. Any special service required.

Note: • The □ indicates that a choice is required.
• The absence of the □ indicates that no choice is required.
• Alpha-numeric characters in place of □ indicate that no other alternatives are avail-able.

HOW TO BUILD A MODEL NUMBER

Ⓐ Select basic model.

Ⓑ Select edge style.
- **74P** - 74P edge

Ⓒ Select power option.
- **NNN** - No grommets, PowerUp or wire management/No cutouts
- **WMO** - Wire management only-no cutouts; add $66
- **1PG** - One plastic grommet w/wire management; add $209
- **1PU** - One PowerUp w/wire manage-ment; add $334
- **1VG** - One grommet for Villa w/wire management; add $271
- **1VM** - One Villa module with USB w/wire management; add $592
- **MD1** - Module, Dean in-surface w/USB-A/C (1) ; add $354
- **MB1** - Module, Dubbel under-surface w/ dual USB-A/C (1); add $264
- **MA1** - Module, Nacre in-surface w/USB-A/C (1); add $420
- **MO1** - Module, Node in-surface w/USB-A/C (1) ; add $264
- **GA1** - Grommet, Nacre (1); add $209
- **GD1** - Grommet, Dean (1); add $209
- **GO1** - Grommet, Node (1); add $144

CORD LENGTH: 9' or 15' is optional on all module options.

WIRE MANAGEMENT: All options except NNN include vertical and horizontal wire management.

Ⓓ Select modesty panel.
- **NMP** - No modesty panel
- **PMP** - Polyester felt modesty panel; add $265

Ⓔ Select edge color.
Refer to the **Product Color Options** page in this price list.
Edge color offerings are based on edge style selections.

Ⓕ Select surface finish.
Refer to the **Product Color Options** page in this price list.

Ⓖ Select leg finish.
Refer to the **Product Color Options** page in this price list.

Ⓗ Select grommet/module color.
Refer to the **Product Color Options** page in this price list.

Ⓘ Select modesty panel color.
Refer to the **Product Color Options** page in this price list.

Ⓙ Select base.
- **CST** - Casters
- **GLD** - Glides

Casters=2 locking/2 non-locking, black wheel, silver hub

Ⓚ Select Cord Length (feet).
- **15** - 15' cord length
- **9** - 9' cord length

FINISH INFORMATION

Additional Laminate Offering
Additional laminates beyond KI standard offering, are available with two weeks extended leadtime. To specify additional laminates, use these designa-tors followed by the supplier's color/pattern code:

Formica - LF/supplier's color pattern code
Nevamar - LN/supplier's color pattern code
Wilsonart - LW/supplier's color pattern code

KI's standard laminate finish is the supplier's recommended finish for that color/pattern.
Note: Nonstandard laminates from these suppliers (example: textured laminates), require a Product Modification Request. Contact customer service for details.

Color Match
KI offers the additional option of color matching paint, polypropylene, or wood stain through Product Modification Requests. Contact customer service for details.

SPECIAL SERVICES

Special Carton Marking

With specially marked information	N/C

Shipping
Ships **knocked down, FOB Bonduel, WI 54107, freight prepaid.** Freight class 125.

Specifications and prices are subject to change without prior notice.

Pillar™ Tables

Large Rectangular - 36” High, 36” Deep

Pillar™ Tables

Large Rectangular - 36” High, 36” Deep

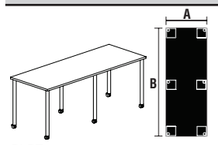

PLRT

Rectangular Tables - 36”D

- Tables are designed for maximum leg spacing
- Glides and casters are not inter-changeable without changing the height of the table
- Vertical and horizontal wire manage-ment are included automatically when power options are specified
- Gangers ordered separately
- Post Leg at 36” high

		MODEL NUMBER												
Features	A x B	Basic Model	Edge Style	Power Option	Modesty Panel	Edge Color	Surface Finish	Leg Finish	Grommet/ Module Color	Base	Cord (feet)	Approx. Packaged Weight	74P Edge (74P)	
		Ⓐ	Ⓑ	Ⓒ	Ⓓ	Ⓔ	Ⓕ	Ⓖ	Ⓗ	Ⓘ	Ⓙ			
6 Legs	36 x 84”	PLRT3684H36	□□□	□□□	NMP	□□□	□□□	□□	□□□□	□□□	□□	156.3#	$ 1658	
6 Legs	36 x 96”	PLRT3696H36	□□□	□□□	NMP	□□□	□□□	□□	□□□□	□□□	□□	172.0#	1658	

HOW TO ORDER

Indicate the following information on order form:
1. Quantity of each item.
2. Model number, including options. See “How To Build a Model Number”.
3. Any special service required.

Note: • The □ indicates that a choice is required.
- The absence of the □ indicates that no choice is required.
- Alpha-numeric characters in place of □ indicate that no other alternatives are avail-able.

HOW TO BUILD A MODEL NUMBER

Ⓐ Select basic model.

Ⓑ Select edge style.
- **74P** - 74P edge

Ⓒ Select power option.
- **NNN** - No grommets, PowerUp or wire management/No cutouts
- **WMO** - Wire management only-no cutouts; add $66
- **2PG** - Two plastic grommets; add $420
- **2PU** - Two PowerUp modules; add $669
- **2VG** - Two grommets for Villa; add $543
- **2VM** - Two Villa modules w/dual USB-A; add $1185
- **MA2** - Modules, Nacre in-surface w/USB-A/C (2); add $839
- **MB2** - Modules, Dubbel under-surface w/ dual USB-A/C (2); add $528
- **MD2** - Modules, Dean in-surface w/USB-A/C (2) ; add $707
- **MO2** - Modules, Node in-surface w/USB-A/C (2); add $528
- **GA2** - Grommets, Nacre (2); add $408
- **GD2** - Grommets, Dean (2); add $408
- **GO2** - Grommets, Node (2); add $276

CORD LENGTH: 9’ or 15’ is optional on all module options.

WIRE MANAGEMENT: All options except NNN include vertical and horizontal wire management.

Ⓓ Select modesty panel.
- **NMP** - No modesty panel

Ⓔ Select edge color.
Refer to the **Product Color Options** page in this price list.
Edge color offerings are based on edge style selections.

Ⓕ Select surface finish.
Refer to the **Product Color Options** page in this price list.

Ⓖ Select leg finish.
Refer to the **Product Color Options** page in this price list.

Ⓗ Select grommet/module color.
Refer to the **Product Color Options** page in this price list.

Ⓘ Select base.
- **CST** - Casters
- **GLD** - Glides

Casters=2 locking/4 non-locking, black wheel, silver hub

Ⓙ Select Cord Length (feet).
- **15** - 15’ cord length
- **9** - 9’ cord length

FINISH INFORMATION

Additional Laminate Offering

Additional laminates beyond KI standard offering, are available with two weeks extended leadtime. To specify additional laminates, use these designa-tors followed by the supplier’s color/pattern code:

Formica - LF/supplier’s color pattern code
Nevamar - LN/supplier’s color pattern code
Wilsonart - LW/supplier’s color pattern code

KI’s standard laminate finish is the supplier’s recommended finish for that color/pattern.
Note: Nonstandard laminates from these suppliers (example: textured laminates), require a Product Modification Request. Contact customer service for details.

Color Match

KI offers the additional option of color matching paint, polypropylene, or wood stain through Product Modification Requests. Contact customer service for details.

SPECIAL SERVICES

Special Carton Marking

With specially marked information	N/C

Shipping

Ships **knocked down, FOB Bonduel, WI 54107, freight prepaid.** Freight class 125.

Specifications and prices are subject to change without prior notice.

Pillar™ Tables

Rectangular - 42" High, 24", 30" and 36" Deep

Pillar™ Tables

Rectangular - 42" High, 24", 30" and 36" Deep

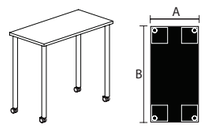

PLRT

Rectangular Tables - 24"D

- Tables are designed for maximum leg spacing
- Glides and casters are not inter-changeable without changing the height of the table
- Vertical and horizontal wire manage-ment are included automatically when power options are specified
- Gangers ordered separately
- Post Leg at 42" high

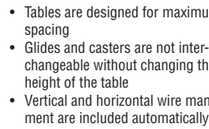

PLRT

Rectangular Tables - 30"D

- Tables are designed for maximum leg spacing
- Glides and casters are not inter-changeable without changing the height of the table
- Vertical and horizontal wire manage-ment are included automatically when power options are specified
- Gangers ordered separately
- Post Leg at 42" high

	MODEL NUMBER												
A x B	Basic Model	Edge Style	Power Option	Modesty Panel	Edge Color	Surface Finish	Leg Finish	Grommet/ Module Color	Polyester Modesty Panel Color	Base	Cord (feet)	Approx. Packaged Weight	74P Edge (74P)
24 x 36"	PLRT2436H42	□□□	□□□	□□□	□□□	□□□	□□	□□□□	□□□□	□□□	□□	77.5#	$ 838
24 x 42"	PLRT2442H42	□□□	□□□	□□□	□□□	□□□	□□	□□□□	□□□□	□□□	□□	82.8#	857
24 x 48"	PLRT2448H42	□□□	□□□	□□□	□□□	□□□	□□	□□□□	□□□□	□□□	□□	88.0#	873
24 x 54"	PLRT2454H42	□□□	□□□	□□□	□□□	□□□	□□	□□□□	□□□□	□□□	□□	93.3#	920
24 x 60"	PLRT2460H42	□□□	□□□	□□□	□□□	□□□	□□	□□□□	□□□□	□□□	□□	98.5#	932
24 x 66"	PLRT2466H42	□□□	□□□	□□□	□□□	□□□	□□	□□□□	□□□□	□□□	□□	107.5#	989
24 x 72"	PLRT2472H42	□□□	□□□	□□□	□□□	□□□	□□	□□□□	□□□□	□□□	□□	112.8#	989
30 x 36"	PLRT3036H42	□□□	□□□	□□□	□□□	□□□	□□	□□□□	□□□□	□□□	□□	85.4#	$ 898
30 x 42"	PLRT3042H42	□□□	□□□	□□□	□□□	□□□	□□	□□□□	□□□□	□□□	□□	91.9#	938
30 x 48"	PLRT3048H42	□□□	□□□	□□□	□□□	□□□	□□	□□□□	□□□□	□□□	□□	98.5#	938
30 x 54"	PLRT3054H42	□□□	□□□	□□□	□□□	□□□	□□	□□□□	□□□□	□□□	□□	105.1#	988
30 x 60"	PLRT3060H42	□□□	□□□	□□□	□□□	□□□	□□	□□□□	□□□□	□□□	□□	111.6#	1002
30 x 66"	PLRT3066H42	□□□	□□□	□□□	□□□	□□□	□□	□□□□	□□□□	□□□	□□	121.9#	1052
30 x 72"	PLRT3072H42	□□□	□□□	□□□	□□□	□□□	□□	□□□□	□□□□	□□□	□□	128.5#	1052
	Ⓐ	Ⓑ	Ⓒ	Ⓓ	Ⓔ	Ⓕ	Ⓖ	Ⓗ	Ⓘ	Ⓙ	Ⓚ		

HOW TO ORDER

Indicate the following information on order form:
1. Quantity of each item.
2. Model number, including options. See "How To Build a Model Number".
3. Any special service required.

Note: • The □ indicates that a choice is required.
- The absence of the □ indicates that no choice is required.
- Alpha-numeric characters in place of □ indicate that no other alternatives are avail-able.

HOW TO BUILD A MODEL NUMBER

Ⓐ Select basic model.

Ⓑ Select edge style.
- **74P** - 74P edge

Ⓒ Select power option.
- **NNN** - No grommets, PowerUp or wire management/No cutouts
- **WMO** - Wire management only-no cutouts; add $66
- **1PG** - One plastic grommet w/wire management; add $209
- **1PU** - One PowerUp w/wire manage-ment; add $334
- **1VG** - One grommet for Villa w/wire management; add $271
- **1VM** - One Villa module with USB w/wire management; add $592
- **MD1** - Module, Dean in-surface w/USB-A/C (1) ; add $354
- **MB1** - Module, Dubbel under-surface w/ dual USB-A/C (1); add $264
- **MA1** - Module, Nacre in-surface w/USB-A/C (1); add $420
- **MO1** - Module, Node in-surface w/USB-A/C (1) ; add $264
- **GA1** - Grommet, Nacre (1); add $209
- **GD1** - Grommet, Dean (1); add $209
- **GO1** - Grommet, Node (1); add $144

CORD LENGTH: 9' or 15' is optional on all module options.

WIRE MANAGEMENT: All options except NNN include vertical and horizontal wire management.

Ⓓ Select modesty panel.
- **NMP** - No modesty panel
- **PMP** - Polyester felt modesty panel; add $265

Ⓔ Select edge color.
Refer to the **Product Color Options** page in this price list.
Edge color offerings are based on edge style selections.

Ⓕ Select surface finish.
Refer to the **Product Color Options** page in this price list.

Ⓖ Select leg finish.
Refer to the **Product Color Options** page in this price list.

Ⓗ Select grommet/module color.
Refer to the **Product Color Options** page in this price list.

Ⓘ Select modesty panel color.
Refer to the **Product Color Options** page in this price list.

Ⓙ Select base.
- **CST** - Casters
- **GLD** - Glides

Casters=2 locking/2 non-locking, black wheel, silver hub

Ⓚ Select Cord Length (feet).
- **15** - 15' cord length
- **9** - 9' cord length

FINISH INFORMATION

Additional Laminate Offering

Additional laminates beyond KI standard offering, are available with two weeks extended leadtime. To specify additional laminates, use these designa-tors followed by the supplier's color/pattern code:

Formica - LF/supplier's color pattern code
Nevamar - LN/supplier's color pattern code
Wilsonart - LW/supplier's color pattern code

KI's standard laminate finish is the supplier's recommended finish for that color/pattern.
Note: Nonstandard laminates from these suppliers (example: textured laminates), require a Product Modification Request. Contact customer service for details.

Color Match

KI offers the additional option of color matching paint, polypropylene, or wood stain through Product Modification Requests. Contact customer service for details.

SPECIAL SERVICES

Special Carton Marking

With specially marked information N/C

Shipping

Ships **knocked down, FOB Bonduel, WI 54107, freight prepaid.** Freight class 125.

Specifications and prices are subject to change without prior notice.

Pillar™ Tables
Rectangular - 42" High, 36" Deep

Pillar™ Tables
Rectangular - 42" High, 36" Deep

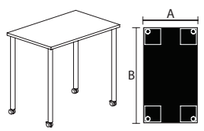

PLRT

Rectangular Tables - 36"D

- Tables are designed for maximum leg spacing
- Glides and casters are not inter-changeable without changing the height of the table
- Vertical and horizontal wire manage-ment are included automatically when power options are specified
- Gangers ordered separately
- Post Leg at 42" high

	MODEL NUMBER													
A x B	Basic Model	Edge Style	Power Option	Modesty Panel	Edge Color	Surface Finish	Leg Finish	Grommet/ Module Color	Polyester Modesty Panel Color	Base	Cord (feet)	Approx. Packaged Weight	74P Edge (74P)
	Ⓐ	Ⓑ	Ⓒ	Ⓓ	Ⓔ	Ⓕ	Ⓖ	Ⓗ	Ⓘ	Ⓙ	Ⓚ		
36 x 42"	PLRT3642H42	□□□	□□□	□□□	□□□	□□□	□□	□□□□	□□□□	□□□	□□	101.1#	$ 1022
36 x 48"	PLRT3648H42	□□□	□□□	□□□	□□□	□□□	□□	□□□□	□□□□	□□□	□□	109.0#	1029
36 x 54"	PLRT3654H42	□□□	□□□	□□□	□□□	□□□	□□	□□□□	□□□□	□□□	□□	116.9#	1173
36 x 60"	PLRT3660H42	□□□	□□□	□□□	□□□	□□□	□□	□□□□	□□□□	□□□	□□	124.8#	1173
36 x 66"	PLRT3666H42	□□□	□□□	□□□	□□□	□□□	□□	□□□□	□□□□	□□□	□□	140.1#	1216
36 x 72"	PLRT3672H42	□□□	□□□	□□□	□□□	□□□	□□	□□□□	□□□□	□□□	□□	148.0#	1216

HOW TO ORDER

Indicate the following information on order form:
1. Quantity of each item.
2. Model number, including options. See "How To Build a Model Number".
3. Any special service required.

Note: • The □ indicates that a choice is required.
- The absence of the □ indicates that no choice is required.
- Alpha-numeric characters in place of □ indicate that no other alternatives are available.

HOW TO BUILD A MODEL NUMBER

Ⓐ Select basic model.

Ⓑ Select edge style.
- **74P** - 74P edge

Ⓒ Select power option.
- **NNN** - No grommets, PowerUp or wire management/No cutouts
- **WMO** - Wire management only-no cutouts; add $66
- **1PG** - One plastic grommet w/wire management; add $209
- **1PU** - One PowerUp w/wire manage-ment; add $334
- **1VG** - One grommet for Villa w/wire management; add $271
- **1VM** - One Villa module with USB w/wire management; add $592
- **MD1** - Module, Dean in-surface w/USB-A/C (1) ; add $354
- **MB1** - Module, Dubbel under-surface w/ dual USB-A/C (1); add $264
- **MA1** - Module, Nacre in-surface w/USB-A/C (1); add $420
- **MO1** - Module, Node in-surface w/USB-A/C (1) ; add $264
- **GA1** - Grommet, Nacre (1); add $209
- **GD1** - Grommet, Dean (1); add $209
- **GO1** - Grommet, Node (1); add $144

CORD LENGTH: 9' or 15' is optional on all module options.

WIRE MANAGEMENT: All options except NNN include vertical and horizontal wire management.

Ⓓ Select modesty panel.
- **NMP** - No modesty panel
- **PMP** - Polyester felt modesty panel; add $265

Ⓔ Select edge color.
Refer to the **Product Color Options** page in this price list.
Edge color offerings are based on edge style selections.

Ⓕ Select surface finish.
Refer to the **Product Color Options** page in this price list.

Ⓖ Select leg finish.
Refer to the **Product Color Options** page in this price list.

Ⓗ Select grommet/module color.
Refer to the **Product Color Options** page in this price list.

Ⓘ Select modesty panel color.
Refer to the **Product Color Options** page in this price list.

Ⓙ Select base.
- **CST** - Casters
- **GLD** - Glides

Casters=2 locking/2 non-locking, black wheel, silver hub

Ⓚ Select Cord Length (feet).
- **15** - 15' cord length
- **9** - 9' cord length

FINISH INFORMATION

Additional Laminate Offering
Additional laminates beyond KI standard offering, are available with two weeks extended leadtime. To specify additional laminates, use these designa-tors followed by the supplier's color/pattern code:

Formica - LF/supplier's color pattern code
Nevamar - LN/supplier's color pattern code
Wilsonart - LW/supplier's color pattern code

KI's standard laminate finish is the supplier's recommended finish for that color/pattern.
Note: Nonstandard laminates from these suppliers (example: textured laminates), require a Product Modification Request. Contact customer service for details.

Color Match
KI offers the additional option of color matching paint, polypropylene, or wood stain through Product Modification Requests. Contact customer service for details.

SPECIAL SERVICES

Special Carton Marking

With specially marked information	N/C

Shipping
Ships **knocked down, FOB Bonduel, WI 54107, freight prepaid.** Freight class 125.

Specifications and prices are subject to change without prior notice.

Pillar™ Tables

Large Rectangular - 42” High, 36” Deep

Pillar™ Tables

Large Rectangular - 42” High, 36” Deep

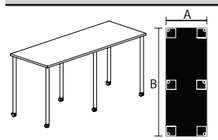

PLRT

Rectangular Tables - 36”D

- Tables are designed for maximum leg spacing
- Glides and casters are not inter-changeable without changing the height of the table
- Vertical and horizontal wire manage-ment are included automatically when power options are specified
- Gangers ordered separately
- Post Leg at 42” high

		MODEL NUMBER												
Features	A x B	Basic Model	Edge Style	Power Option	Modesty Panel	Edge Color	Surface Finish	Leg Finish	Grommet/ Module Color	Base	Cord (feet)	Approx. Packaged Weight	74P Edge (74P)	
			Ⓐ	Ⓑ	Ⓒ	Ⓓ	Ⓔ	Ⓕ	Ⓖ	Ⓗ	Ⓘ	Ⓙ		
6 Legs	36 x 84”	PLRT3684H42	□□□	□□□	NMP	□□□	□□□	□□	□□□□	□□□	□□	165.3#	$ 1702	
6 Legs	36 x 96”	PLRT3696H42	□□□	□□□	NMP	□□□	□□□	□□	□□□□	□□□	□□	181.0#	1702	

HOW TO ORDER

Indicate the following information on order form:
1. Quantity of each item.
2. Model number, including options. See “How To Build a Model Number”.
3. Any special service required.

Note: • The □ indicates that a choice is required.
- The absence of the □ indicates that no choice is required.
- Alpha-numeric characters in place of □ indicate that no other alternatives are avail-able.

HOW TO BUILD A MODEL NUMBER

Ⓐ Select basic model.

Ⓑ Select edge style.
- **74P** - 74P edge

Ⓒ Select power option.
- **NNN** - No grommets, PowerUp or wire management/No cutouts
- **WMO** - Wire management only-no cutouts; add $66
- **2PG** - Two plastic grommets; add $420
- **2PU** - Two PowerUp modules; add $669
- **2VG** - Two grommets for Villa; add $543
- **2VM** - Two Villa modules w/dual USB-A; add $1185
- **MA2** - Modules, Nacre in-surface w/USB-A/C (2); add $839
- **MB2** - Modules, Dubbel under-surface w/ dual USB-A/C (2); add $528
- **MD2** - Modules, Dean in-surface w/USB-A/C (2) ; add $707
- **MO2** - Modules, Node in-surface w/USB-A/C (2); add $528
- **GA2** - Grommets, Nacre (2); add $408
- **GD2** - Grommets, Dean (2); add $408
- **GO2** - Grommets, Node (2); add $276

CORD LENGTH: 9’ or 15’ is optional on all module options.

WIRE MANAGEMENT: All options except NNN include vertical and horizontal wire management.

Ⓓ Select modesty panel.
- **NMP** - No modesty panel

Ⓔ Select edge color.
Refer to the **Product Color Options** page in this price list.
Edge color offerings are based on edge style selections.

Ⓕ Select surface finish.
Refer to the **Product Color Options** page in this price list.

Ⓖ Select leg finish.
Refer to the **Product Color Options** page in this price list.

Ⓗ Select grommet/module color.
Refer to the **Product Color Options** page in this price list.

Ⓘ Select base.
- **CST** - Casters
- **GLD** - Glides

Casters=2 locking/4 non-locking, black wheel, silver hub

Ⓙ Select Cord Length (feet).
- **15** - 15’ cord length
- **9** - 9’ cord length

FINISH INFORMATION

Additional Laminate Offering

Additional laminates beyond KI standard offering, are available with two weeks extended leadtime. To specify additional laminates, use these designa-tors followed by the supplier’s color/pattern code:

Formica - LF/supplier’s color pattern code
Nevamar - LN/supplier’s color pattern code
Wilsonart - LW/supplier’s color pattern code

KI’s standard laminate finish is the supplier’s recommended finish for that color/pattern.
Note: Nonstandard laminates from these suppliers (example: textured laminates), require a Product Modification Request. Contact customer service for details.

Color Match

KI offers the additional option of color matching paint, polypropylene, or wood stain through Product Modification Requests. Contact customer service for details.

SPECIAL SERVICES

Special Carton Marking

With specially marked information	N/C

Shipping

Ships **knocked down, FOB Bonduel, WI 54107, freight prepaid.** Freight class 125.

Specifications and prices are subject to change without prior notice.

Pillar™ Tables

Reduction 29" High, 24-30" and 30-24" Deep

Pillar™ Tables

Reduction 29" High, 24-30" and 30-24" Deep

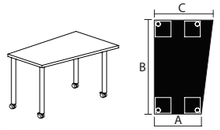

PLRN

Reduction Tables - 24-30"D

- 6" difference between short & long end
- Table dimensions are specified 'left-side depth (A)', 'table-width (B)', 'right-side depth (C)'
- Glides/casters not interchangeable without changing the height of table
- Vertical/horizontal wire management included automatically when power option specified
- Gangers ordered separately
- Post Leg at 29" high

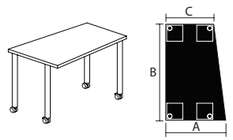

PLRN

Reduction Tables - 30-24"D

- 6" difference between short & long end
- Table dimensions are specified 'left-side depth (A)', 'table-width (B)', 'right-side depth (C)'
- Glides/casters not interchangeable without changing the height of table
- Vertical/horizontal wire management included automatically when power option specified
- Gangers ordered separately
- Post Leg at 29" high

	MODEL NUMBER											Approx. Packaged Weight	74P Edge (74P)
A x B x C	Basic Model	Edge Style	Power Option	Modesty Panel	Edge Color	Surface Finish	Leg Finish	Grommet/ Module Color	Polyester Modesty Panel Color	Base	Cord (feet)		
24 x 36 x 30"	PLRN243630	□□□	□□□	□□□	□□□	□□□	□□	□□□□	□□□□	□□□	□□	76.4#	$ 922
24 x 48 x 30"	PLRN244830	□□□	□□□	□□□	□□□	□□□	□□	□□□□	□□□□	□□□	□□	89.5#	963
24 x 60 x 30"	PLRN246030	□□□	□□□	□□□	□□□	□□□	□□	□□□□	□□□□	□□□	□□	102.3#	1024
24 x 72 x 30"	PLRN247230	□□□	□□□	□□□	□□□	□□□	□□	□□□□	□□□□	□□□	□□	119.5#	1076
30 x 36 x 24"	PLRN303624	□□□	□□□	□□□	□□□	□□□	□□	□□□□	□□□□	□□□	□□	76.4#	$ 922
30 x 48 x 24"	PLRN304824	□□□	□□□	□□□	□□□	□□□	□□	□□□□	□□□□	□□□	□□	89.5#	963
30 x 60 x 24"	PLRN306024	□□□	□□□	□□□	□□□	□□□	□□	□□□□	□□□□	□□□	□□	102.3#	1024
30 x 72 x 24"	PLRN307224	□□□	□□□	□□□	□□□	□□□	□□	□□□□	□□□□	□□□	□□	119.5#	1076

Ⓐ Ⓑ Ⓒ Ⓓ Ⓔ Ⓕ Ⓖ Ⓗ Ⓘ Ⓙ Ⓚ

HOW TO ORDER

Indicate the following information on order form:
1. Quantity of each item.
2. Model number, including options. See "How To Build a Model Number".
3. Any special service required.

Note: • The □ indicates that a choice is required.
- The absence of the □ indicates that no choice is required.
- Alpha-numeric characters in place of □ indicate that no other alternatives are available.

HOW TO BUILD A MODEL NUMBER

Ⓐ Select basic model.

Ⓑ Select edge style.

74P	- 74P edge

Ⓒ Select power option.

NNN	- No grommets, PowerUp or wire management/No cutouts
WMO	- Wire management only-no cutouts; add $66
1PG	- One plastic grommet w/wire management; add $209
1PU	- One PowerUp w/wire management; add $334
1VG	- One grommet for Villa w/wire management; add $271
1VM	- One Villa module with USB w/wire management; add $592
MD1	- Module, Dean in-surface w/USB-A/C (1) ; add $354
MB1	- Module, Dubbel under-surface w/ dual USB-A/C (1); add $264
MA1	- Module, Nacre in-surface w/USB-A/C (1); add $420
MO1	- Module, Node in-surface w/USB-A/C (1) ; add $264
GA1	- Grommet, Nacre (1); add $209
GD1	- Grommet, Dean (1); add $209
GO1	- Grommet, Node (1); add $144

CORD LENGTH: 9' or 15' is optional on all module options.

WIRE MANAGEMENT: All options except NNN include vertical and horizontal wire management.

Ⓓ Select modesty panel.

NMP	- No modesty panel
PMP	- Polyester felt modesty panel; add $182

Ⓔ Select edge color.
Refer to the **Product Color Options** page in this price list.
Edge color offerings are based on edge style selections.

Ⓕ Select surface finish.
Refer to the **Product Color Options** page in this price list.

Ⓖ Select leg finish.
Refer to the **Product Color Options** page in this price list.

Ⓗ Select grommet/module color.
Refer to the **Product Color Options** page in this price list.

Ⓘ Select modesty panel color.
Refer to the **Product Color Options** page in this price list.

Ⓙ Select base.

CST	- Casters
GLD	- Glides

Casters=2 locking/2 non-locking, black wheel, silver hub

Ⓚ Select Cord Length (feet).

15	- 15' cord length
9	- 9' cord length

FINISH INFORMATION

Additional Laminate Offering

Additional laminates beyond KI standard offering, are available with two weeks extended leadtime. To specify additional laminates, use these designators followed by the supplier's color/pattern code:

Formica - LF/supplier's color pattern code
Nevamar - LN/supplier's color pattern code
Wilsonart - LW/supplier's color pattern code

KI's standard laminate finish is the supplier's recommended finish for that color/pattern.
Note: Nonstandard laminates from these suppliers (example: textured laminates), require a Product Modification Request. Contact customer service for details.

Color Match

KI offers the additional option of color matching paint, polypropylene, or wood stain through Product Modification Requests. Contact customer service for details.

SPECIAL SERVICES

Special Carton Marking

With specially marked information	N/C

Shipping

Ships **knocked down, FOB Bonduel, WI 54107, freight prepaid.** Freight class 125.

Specifications and prices are subject to change without prior notice.

Pillar™ Tables

Reduction 29" High, 30-36" and 36-30" Deep

Pillar™ Tables

Reduction 29" High, 30-36" and 36-30" Deep

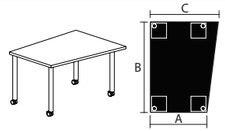

PLRN

Reduction Tables - 30-36"D

- 6" difference between short & long end
- Table dimensions are specified 'left-side depth (A)', 'table-width (B)', 'right-side depth (C)'
- Glides/casters not interchangeable without changing the height of table
- Vertical/horizontal wire management included automatically when power option specified
- Gangers ordered separately
- Post Leg at 29" high

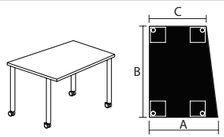

PLRN

Reduction Tables - 36-30"D

- 6" difference between short & long end
- Table dimensions are specified 'left-side depth (A)', 'table-width (B)', 'right-side depth (C)'
- Glides/casters not interchangeable without changing the height of table
- Vertical/horizontal wire management included automatically when power option specified
- Gangers ordered separately
- Post Leg at 29" high

	MODEL NUMBER												
A x B x C	Basic Model	Edge Style	Power Option	Modesty Panel	Edge Color	Surface Finish	Leg Finish	Grommet/ Module Color	Polyester Modesty Panel Color	Base	Cord (feet)	Approx. Packaged Weight	74P Edge (74P)
30 x 36 x 36"	PLRN303636	□□□	□□□	□□□	□□□	□□□	□□	□□□□	□□□□	□□□	□□	84.3#	$ 998
30 x 48 x 36"	PLRN304836	□□□	□□□	□□□	□□□	□□□	□□	□□□□	□□□□	□□□	□□	100.0#	1052
30 x 60 x 36"	PLRN306036	□□□	□□□	□□□	□□□	□□□	□□	□□□□	□□□□	□□□	□□	115.8#	1189
30 x 72 x 36"	PLRN307236	□□□	□□□	□□□	□□□	□□□	□□	□□□□	□□□□	□□□	□□	135.3#	1217
36 x 36 x 30"	PLRN363630	□□□	□□□	□□□	□□□	□□□	□□	□□□□	□□□□	□□□	□□	84.3#	$ 998
36 x 48 x 30"	PLRN364830	□□□	□□□	□□□	□□□	□□□	□□	□□□□	□□□□	□□□	□□	100.0#	1052
36 x 60 x 30"	PLRN366030	□□□	□□□	□□□	□□□	□□□	□□	□□□□	□□□□	□□□	□□	115.8#	1189
36 x 72 x 30"	PLRN367230	□□□	□□□	□□□	□□□	□□□	□□	□□□□	□□□□	□□□	□□	135.3#	1217

Ⓐ Ⓑ Ⓒ Ⓓ Ⓔ Ⓕ Ⓖ Ⓗ Ⓘ Ⓙ Ⓚ

HOW TO ORDER

Indicate the following information on order form:
1. Quantity of each item.
2. Model number, including options. See "How To Build a Model Number".
3. Any special service required.

Note: • The □ indicates that a choice is required.
- The absence of the □ indicates that no choice is required.
- Alpha-numeric characters in place of □ indicate that no other alternatives are available.

HOW TO BUILD A MODEL NUMBER

Ⓐ Select basic model.

Ⓑ Select edge style.
- **74P** - 74P edge

Ⓒ Select power option.
- **NNN** - No grommets, PowerUp or wire management/No cutouts
- **WMO** - Wire management only-no cutouts; add $66
- **1PG** - One plastic grommet w/wire management; add $209
- **1PU** - One PowerUp w/wire management; add $334
- **1VG** - One grommet for Villa w/wire management; add $271
- **1VM** - One Villa module with USB w/wire management; add $592
- **MD1** - Module, Dean in-surface w/USB-A/C (1) ; add $354
- **MB1** - Module, Dubbel under-surface w/ dual USB-A/C (1); add $264
- **MA1** - Module, Nacre in-surface w/USB-A/C (1); add $420
- **MO1** - Module, Node in-surface w/USB-A/C (1) ; add $264
- **GA1** - Grommet, Nacre (1); add $209
- **GD1** - Grommet, Dean (1); add $209
- **GO1** - Grommet, Node (1); add $144

CORD LENGTH: 9' or 15' is optional on all module options.

WIRE MANAGEMENT: All options except NNN include vertical and horizontal wire management.

Ⓓ Select modesty panel.
- **NMP** - No modesty panel
- **PMP** - Polyester felt modesty panel; add $182

Ⓔ Select edge color.
Refer to the **Product Color Options** page in this price list.
Edge color offerings are based on edge style selections.

Ⓕ Select surface finish.
Refer to the **Product Color Options** page in this price list.

Ⓖ Select leg finish.
Refer to the **Product Color Options** page in this price list.

Ⓗ Select grommet/module color.
Refer to the **Product Color Options** page in this price list.

Ⓘ Select modesty panel color.
Refer to the **Product Color Options** page in this price list.

Ⓙ Select base.
- **CST** - Casters
- **GLD** - Glides

Casters=2 locking/2 non-locking, black wheel, silver hub

Ⓚ Select Cord Length (feet).
- **15** - 15' cord length
- **9** - 9' cord length

FINISH INFORMATION

Additional Laminate Offering

Additional laminates beyond KI standard offering, are available with two weeks extended leadtime. To specify additional laminates, use these designators followed by the supplier's color/pattern code:

Formica - LF/supplier's color pattern code
Nevamar - LN/supplier's color pattern code
Wilsonart - LW/supplier's color pattern code

KI's standard laminate finish is the supplier's recommended finish for that color/pattern.
Note: Nonstandard laminates from these suppliers (example: textured laminates), require a Product Modification Request. Contact customer service for details.

Color Match

KI offers the additional option of color matching paint, polypropylene, or wood stain through Product Modification Requests. Contact customer service for details.

SPECIAL SERVICES

Special Carton Marking

With specially marked information N/C

Shipping

Ships **knocked down, FOB Bonduel, WI 54107, freight prepaid.** Freight class 125.

Specifications and prices are subject to change without prior notice.

Pillar™ Tables

Reduction 36" High, 24-30" and 30-24" Deep

Pillar™ Tables

Reduction 36" High, 24-30" and 30-24" Deep

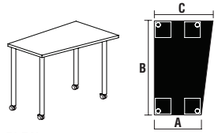

PLRN

Reduction Tables - 24-30"D

- 6" difference between short & long end
- Table dimensions are specified 'left-side depth (A)', 'table-width (B)', 'right-side depth (C)'
- Glides/casters not interchangeable without changing the height of table
- Vertical/horizontal wire management included automatically when power option specified
- Gangers ordered separately
- Post Leg at 36" high

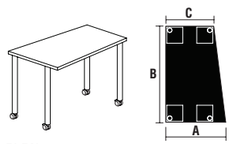

PLRN

Reduction Tables - 30-24"D

- 6" difference between short & long end
- Table dimensions are specified 'left-side depth (A)', 'table-width (B)', 'right-side depth (C)'
- Glides/casters not interchangeable without changing the height of table
- Vertical/horizontal wire management included automatically when power option specified
- Gangers ordered separately
- Post Leg at 36" high

	MODEL NUMBER												
A x B x C	Basic Model	Edge Style	Power Option	Modesty Panel	Edge Color	Surface Finish	Leg Finish	Grommet/ Module Color	Polyester Modesty Panel Color	Base	Cord (feet)	Approx. Packaged Weight	74P Edge (74P)
24 x 36 x 30"	PLRN243630H36	□□□	□□□	□□□	□□□	□□□	□□	□□□□	□□□□	□□□	□□	76.4#	$ 955
24 x 48 x 30"	PLRN244830H36	□□□	□□□	□□□	□□□	□□□	□□	□□□□	□□□□	□□□	□□	89.5#	997
24 x 60 x 30"	PLRN246030H36	□□□	□□□	□□□	□□□	□□□	□□	□□□□	□□□□	□□□	□□	102.3#	1056
24 x 72 x 30"	PLRN247230H36	□□□	□□□	□□□	□□□	□□□	□□	□□□□	□□□□	□□□	□□	119.5#	1107
30 x 36 x 24"	PLRN303624H36	□□□	□□□	□□□	□□□	□□□	□□	□□□□	□□□□	□□□	□□	76.4#	$ 955
30 x 48 x 24"	PLRN304824H36	□□□	□□□	□□□	□□□	□□□	□□	□□□□	□□□□	□□□	□□	89.5#	997
30 x 60 x 24"	PLRN306024H36	□□□	□□□	□□□	□□□	□□□	□□	□□□□	□□□□	□□□	□□	102.3#	1056
30 x 72 x 24"	PLRN307224H36	□□□	□□□	□□□	□□□	□□□	□□	□□□□	□□□□	□□□	□□	119.5#	1107

Ⓐ Ⓑ Ⓒ Ⓓ Ⓔ Ⓕ Ⓖ Ⓗ Ⓘ Ⓙ Ⓚ

HOW TO ORDER

Indicate the following information on order form:
1. Quantity of each item.
2. Model number, including options. See "How To Build a Model Number".
3. Any special service required.

Note: • The □ indicates that a choice is required.
- The absence of the □ indicates that no choice is required.
- Alpha-numeric characters in place of □ indicate that no other alternatives are available.

HOW TO BUILD A MODEL NUMBER

Ⓐ Select basic model.

Ⓑ Select edge style.
- **74P** - 74P edge

Ⓒ Select power option.
- **NNN** - No grommets, PowerUp or wire management/No cutouts
- **WMO** - Wire management only-no cutouts; add $66
- **1PG** - One plastic grommet w/wire management; add $209
- **1PU** - One PowerUp w/wire management; add $334
- **1VG** - One grommet for Villa w/wire management; add $271
- **1VM** - One Villa module with USB w/wire management; add $592
- **MD1** - Module, Dean in-surface w/USB-A/C (1) ; add $354
- **MB1** - Module, Dubbel under-surface w/ dual USB-A/C (1); add $264
- **MA1** - Module, Nacre in-surface w/USB-A/C (1); add $420
- **MO1** - Module, Node in-surface w/USB-A/C (1) ; add $264
- **GA1** - Grommet, Nacre (1); add $209
- **GD1** - Grommet, Dean (1); add $209
- **GO1** - Grommet, Node (1); add $144

CORD LENGTH: 9' or 15' is optional on all module options.

WIRE MANAGEMENT: All options except NNN include vertical and horizontal wire management.

Ⓓ Select modesty panel.
- **NMP** - No modesty panel
- **PMP** - Polyester felt modesty panel; add $265

Ⓔ Select edge color.
Refer to the **Product Color Options** page in this price list.
Edge color offerings are based on edge style selections.

Ⓕ Select surface finish.
Refer to the **Product Color Options** page in this price list.

Ⓖ Select leg finish.
Refer to the **Product Color Options** page in this price list.

Ⓗ Select grommet/module color.
Refer to the **Product Color Options** page in this price list.

Ⓘ Select modesty panel color.
Refer to the **Product Color Options** page in this price list.

Ⓙ Select base.
- **CST** - Casters
- **GLD** - Glides

Casters=2 locking/2 non-locking, black wheel, silver hub

Ⓚ Select Cord Length (feet).
- **15** - 15' cord length
- **9** - 9' cord length

FINISH INFORMATION

Additional Laminate Offering

Additional laminates beyond KI standard offering, are available with two weeks extended leadtime. To specify additional laminates, use these designators followed by the supplier's color/pattern code:

Formica - LF/supplier's color pattern code
Nevamar - LN/supplier's color pattern code
Wilsonart - LW/supplier's color pattern code

KI's standard laminate finish is the supplier's recommended finish for that color/pattern.
Note: Nonstandard laminates from these suppliers (example: textured laminates), require a Product Modification Request. Contact customer service for details.

Color Match

KI offers the additional option of color matching paint, polypropylene, or wood stain through Product Modification Requests. Contact customer service for details.

SPECIAL SERVICES

Special Carton Marking

With specially marked information	N/C

Shipping

Ships **knocked down, FOB Bonduel, WI 54107, freight prepaid.** Freight class 125.

Specifications and prices are subject to change without prior notice.

Pillar™ Tables

Reduction 36" High, 30-36" and 36-30" Deep

Pillar™ Tables

Reduction 36" High, 30-36" and 36-30" Deep

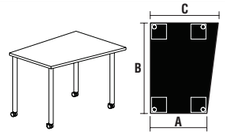

PLRN

Reduction Tables - 30-36"D

- 6" difference between short & long end
- Table dimensions are specified 'left-side depth (A)', 'table-width (B)', 'right-side depth (C)'
- Glides/casters not interchangeable without changing the height of table
- Vertical/horizontal wire management included automatically when power option specified
- Gangers ordered separately
- Post Leg at 36" high

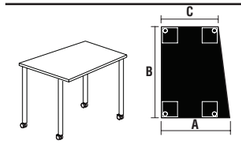

PLRN

Reduction Tables - 36-30"D

- 6" difference between short & long end
- Table dimensions are specified 'left-side depth (A)', 'table-width (B)', 'right-side depth (C)'
- Glides/casters not interchangeable without changing the height of table
- Vertical/horizontal wire management included automatically when power option specified
- Gangers ordered separately
- Post Leg at 36" high

	MODEL NUMBER											Approx. Packaged Weight	74P Edge (74P)
A x B x C	Basic Model	Edge Style	Power Option	Modesty Panel	Edge Color	Surface Finish	Leg Finish	Grommet/ Module Color	Polyester Modesty Panel Color	Base	Cord (feet)		
30 x 36 x 36"	PLRN303636H36	□□□	□□□	□□□	□□□	□□□	□□	□□□□	□□□□	□□□	□□	84.3#	$ 1030
30 x 48 x 36"	PLRN304836H36	□□□	□□□	□□□	□□□	□□□	□□	□□□□	□□□□	□□□	□□	100.0#	1084
30 x 60 x 36"	PLRN306036H36	□□□	□□□	□□□	□□□	□□□	□□	□□□□	□□□□	□□□	□□	115.8#	1223
30 x 72 x 36"	PLRN307236H36	□□□	□□□	□□□	□□□	□□□	□□	□□□□	□□□□	□□□	□□	135.3#	1251
36 x 36 x 30"	PLRN363630H36	□□□	□□□	□□□	□□□	□□□	□□	□□□□	□□□□	□□□	□□	84.3#	$ 1030
36 x 48 x 30"	PLRN364830H36	□□□	□□□	□□□	□□□	□□□	□□	□□□□	□□□□	□□□	□□	100.0#	1084
36 x 60 x 30"	PLRN366030H36	□□□	□□□	□□□	□□□	□□□	□□	□□□□	□□□□	□□□	□□	115.8#	1223
36 x 72 x 30"	PLRN367230H36	□□□	□□□	□□□	□□□	□□□	□□	□□□□	□□□□	□□□	□□	135.3#	1251

Ⓐ Ⓑ Ⓒ Ⓓ Ⓔ Ⓕ Ⓖ Ⓗ Ⓘ Ⓙ Ⓚ

HOW TO ORDER

Indicate the following information on order form:
1. Quantity of each item.
2. Model number, including options. See "How To Build a Model Number".
3. Any special service required.

Note: • The □ indicates that a choice is required.
- The absence of the □ indicates that no choice is required.
- Alpha-numeric characters in place of □ indicate that no other alternatives are available.

HOW TO BUILD A MODEL NUMBER

Ⓐ Select basic model.

Ⓑ Select edge style.
- **74P** - 74P edge

Ⓒ Select power option.
- **NNN** - No grommets, PowerUp or wire management/No cutouts
- **WMO** - Wire management only-no cutouts; add $66
- **1PG** - One plastic grommet w/wire management; add $209
- **1PU** - One PowerUp w/wire management; add $334
- **1VG** - One grommet for Villa w/wire management; add $271
- **1VM** - One Villa module with USB w/wire management; add $592
- **MD1** - Module, Dean in-surface w/USB-A/C (1) ; add $354
- **MB1** - Module, Dubbel under-surface w/ dual USB-A/C (1); add $264
- **MA1** - Module, Nacre in-surface w/USB-A/C (1); add $420
- **MO1** - Module, Node in-surface w/USB-A/C (1) ; add $264
- **GA1** - Grommet, Nacre (1); add $209
- **GD1** - Grommet, Dean (1); add $209
- **GO1** - Grommet, Node (1); add $144

CORD LENGTH: 9' or 15' is optional on all module options.

WIRE MANAGEMENT: All options except NNN include vertical and horizontal wire management.

Ⓓ Select modesty panel.
- **NMP** - No modesty panel
- **PMP** - Polyester felt modesty panel; add $265

Ⓔ Select edge color.
Refer to the **Product Color Options** page in this price list.
Edge color offerings are based on edge style selections.

Ⓕ Select surface finish.
Refer to the **Product Color Options** page in this price list.

Ⓖ Select leg finish.
Refer to the **Product Color Options** page in this price list.

Ⓗ Select grommet/module color.
Refer to the **Product Color Options** page in this price list.

Ⓘ Select modesty panel color.
Refer to the **Product Color Options** page in this price list.

Ⓙ Select base.
- **CST** - Casters
- **GLD** - Glides

Casters=2 locking/2 non-locking, black wheel, silver hub

Ⓚ Select Cord Length (feet).
- **15** - 15' cord length
- **9** - 9' cord length

FINISH INFORMATION

Additional Laminate Offering

Additional laminates beyond KI standard offering, are available with two weeks extended leadtime. To specify additional laminates, use these designators followed by the supplier's color/pattern code:

Formica - LF/supplier's color pattern code
Nevamar - LN/supplier's color pattern code
Wilsonart - LW/supplier's color pattern code

KI's standard laminate finish is the supplier's recommended finish for that color/pattern.
Note: Nonstandard laminates from these suppliers (example: textured laminates), require a Product Modification Request. Contact customer service for details.

Color Match

KI offers the additional option of color matching paint, polypropylene, or wood stain through Product Modification Requests. Contact customer service for details.

SPECIAL SERVICES

Special Carton Marking

With specially marked information	N/C

Shipping

Ships **knocked down, FOB Bonduel, WI 54107, freight prepaid.** Freight class 125.

Specifications and prices are subject to change without prior notice.

Pillar™ Tables

Reduction 42" High, 24-30" and 30-24" Deep

Pillar™ Tables

Reduction 42" High, 24-30" and 30-24" Deep

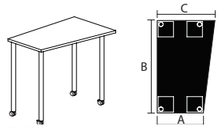

PLRN

Reduction Tables - 24-30"D

- 6" difference between short & long end
- Table dimensions are specified 'left-side depth (A)', 'table-width (B)', 'right-side depth (C)'
- Glides/casters not interchangeable without changing the height of table
- Vertical/horizontal wire management included automatically when power option specified
- Gangers ordered separately
- Post Leg at 42" high

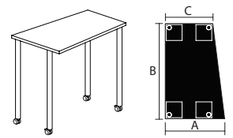

PLRN

Reduction Tables - 30-24"D

- 6" difference between short & long end
- Table dimensions are specified 'left-side depth (A)', 'table-width (B)', 'right-side depth (C)'
- Glides/casters not interchangeable without changing the height of table
- Vertical/horizontal wire management included automatically when power option specified
- Gangers ordered separately
- Post Leg at 42" high

MODEL NUMBER														
A x B x C	Basic Model	Edge Style	Power Option	Modesty Panel	Edge Color	Surface Finish	Leg Finish	Grommet/ Module Color	Polyester Modesty Panel Color	Base	Cord (feet)	Approx. Packaged Weight	74P Edge (74P)	
24 x 36 x 30"	PLRN243630H42	□□□	□□□	□□□	□□□	□□□	□□	□□□□	□□□□	□□□	□□	85.4#	$	988
24 x 48 x 30"	PLRN244830H42	□□□	□□□	□□□	□□□	□□□	□□	□□□□	□□□□	□□□	□□	98.5#		1029
24 x 60 x 30"	PLRN246030H42	□□□	□□□	□□□	□□□	□□□	□□	□□□□	□□□□	□□□	□□	111.3#		1090
24 x 72 x 30"	PLRN247230H42	□□□	□□□	□□□	□□□	□□□	□□	□□□□	□□□□	□□□	□□	128.5#		1140
30 x 36 x 24"	PLRN303624H42	□□□	□□□	□□□	□□□	□□□	□□	□□□□	□□□□	□□□	□□	85.4#	$	988
30 x 48 x 24"	PLRN304824H42	□□□	□□□	□□□	□□□	□□□	□□	□□□□	□□□□	□□□	□□	98.5#		1029
30 x 60 x 24"	PLRN306024H42	□□□	□□□	□□□	□□□	□□□	□□	□□□□	□□□□	□□□	□□	111.3#		1090
30 x 72 x 24"	PLRN307224H42	□□□	□□□	□□□	□□□	□□□	□□	□□□□	□□□□	□□□	□□	128.5#		1140

Ⓐ Ⓑ Ⓒ Ⓓ Ⓔ Ⓕ Ⓖ Ⓗ Ⓘ Ⓙ Ⓚ

HOW TO ORDER

Indicate the following information on order form:
1. Quantity of each item.
2. Model number, including options. See "How To Build a Model Number".
3. Any special service required.

Note: • The □ indicates that a choice is required.
- The absence of the □ indicates that no choice is required.
- Alpha-numeric characters in place of □ indicate that no other alternatives are available.

HOW TO BUILD A MODEL NUMBER

Ⓐ Select basic model.

Ⓑ Select edge style.
- **74P** - 74P edge

Ⓒ Select power option.
- **NNN** - No grommets, PowerUp or wire management/No cutouts
- **WMO** - Wire management only-no cutouts; add $66
- **1PG** - One plastic grommet w/wire management; add $209
- **1PU** - One PowerUp w/wire management; add $334
- **1VG** - One grommet for Villa w/wire management; add $271
- **1VM** - One Villa module with USB w/wire management; add $592
- **MD1** - Module, Dean in-surface w/USB-A/C (1) ; add $354
- **MB1** - Module, Dubbel under-surface w/ dual USB-A/C (1); add $264
- **MA1** - Module, Nacre in-surface w/USB-A/C (1); add $420
- **MO1** - Module, Node in-surface w/USB-A/C (1) ; add $264
- **GA1** - Grommet, Nacre (1); add $209
- **GD1** - Grommet, Dean (1); add $209
- **GO1** - Grommet, Node (1); add $144

CORD LENGTH: 9' or 15' is optional on all module options.

WIRE MANAGEMENT: All options except NNN include vertical and horizontal wire management.

Ⓓ Select modesty panel.
- **NMP** - No modesty panel
- **PMP** - Polyester felt modesty panel; add $265

Ⓔ Select edge color.
Refer to the **Product Color Options** page in this price list.
Edge color offerings are based on edge style selections.

Ⓕ Select surface finish.
Refer to the **Product Color Options** page in this price list.

Ⓖ Select leg finish.
Refer to the **Product Color Options** page in this price list.

Ⓗ Select grommet/module color.
Refer to the **Product Color Options** page in this price list.

Ⓘ Select modesty panel color.
Refer to the **Product Color Options** page in this price list.

Ⓙ Select base.
- **CST** - Casters
- **GLD** - Glides

Casters=2 locking/2 non-locking, black wheel, silver hub

Ⓚ Select Cord Length (feet).
- **15** - 15' cord length
- **9** - 9' cord length

FINISH INFORMATION

Additional Laminate Offering

Additional laminates beyond KI standard offering, are available with two weeks extended leadtime. To specify additional laminates, use these designators followed by the supplier's color/pattern code:

Formica - LF/supplier's color pattern code
Nevamar - LN/supplier's color pattern code
Wilsonart - LW/supplier's color pattern code

KI's standard laminate finish is the supplier's recommended finish for that color/pattern.
Note: Nonstandard laminates from these suppliers (example: textured laminates), require a Product Modification Request. Contact customer service for details.

Color Match

KI offers the additional option of color matching paint, polypropylene, or wood stain through Product Modification Requests. Contact customer service for details.

SPECIAL SERVICES

Special Carton Marking

With specially marked information	N/C

Shipping

Ships **knocked down, FOB Bonduel, WI 54107, freight prepaid.** Freight class 125.

Specifications and prices are subject to change without prior notice.

Pillar™ Tables

Reduction 42" High, 30-36" and 36-30" Deep

Pillar™ Tables

Reduction 42" High, 30-36" and 36-30" Deep

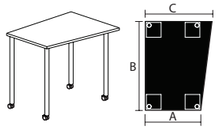

PLRN

Reduction Tables - 30-36"D

- 6" difference between short & long end
- Table dimensions are specified 'left-side depth (A)', 'table-width (B)', 'right-side depth (C)'
- Glides/casters not interchangeable without changing the height of table
- Vertical/horizontal wire management included automatically when power option specified
- Gangers ordered separately
- Post Leg at 42" high

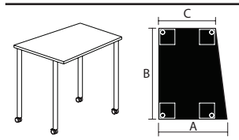

PLRN

Reduction Tables - 36-30"D

- 6" difference between short & long end
- Table dimensions are specified 'left-side depth (A)', 'table-width (B)', 'right-side depth (C)'
- Glides/casters not interchangeable without changing the height of table
- Vertical/horizontal wire management included automatically when power option specified
- Gangers ordered separately
- Post Leg at 42" high

	MODEL NUMBER												
A x B x C	Basic Model	Edge Style	Power Option	Modesty Panel	Edge Color	Surface Finish	Leg Finish	Grommet/ Module Color	Polyester Modesty Panel Color	Base	Cord (feet)	Approx. Packaged Weight	74P Edge (74P)
30 x 36 x 36"	PLRN303636H42	□□□	□□□	□□□	□□□	□□□	□□	□□□□	□□□□	□□□	□□	93.3#	$ 1063
30 x 48 x 36"	PLRN304836H42	□□□	□□□	□□□	□□□	□□□	□□	□□□□	□□□□	□□□	□□	109.0#	1118
30 x 60 x 36"	PLRN306036H42	□□□	□□□	□□□	□□□	□□□	□□	□□□□	□□□□	□□□	□□	124.8#	1254
30 x 72 x 36"	PLRN307236H42	□□□	□□□	□□□	□□□	□□□	□□	□□□□	□□□□	□□□	□□	144.3#	1284
36 x 36 x 30"	PLRN363630H42	□□□	□□□	□□□	□□□	□□□	□□	□□□□	□□□□	□□□	□□	93.3#	$ 1063
36 x 48 x 30"	PLRN364830H42	□□□	□□□	□□□	□□□	□□□	□□	□□□□	□□□□	□□□	□□	109.0#	1118
36 x 60 x 30"	PLRN366030H42	□□□	□□□	□□□	□□□	□□□	□□	□□□□	□□□□	□□□	□□	124.8#	1254
36 x 72 x 30"	PLRN367230H42	□□□	□□□	□□□	□□□	□□□	□□	□□□□	□□□□	□□□	□□	144.3#	1284

Ⓐ Ⓑ Ⓒ Ⓓ Ⓔ Ⓕ Ⓖ Ⓗ Ⓘ Ⓙ Ⓚ

HOW TO ORDER

Indicate the following information on order form:
1. Quantity of each item.
2. Model number, including options. See "How To Build a Model Number".
3. Any special service required.

Note: • The □ indicates that a choice is required.
- The absence of the □ indicates that no choice is required.
- Alpha-numeric characters in place of □ indicate that no other alternatives are available.

HOW TO BUILD A MODEL NUMBER

Ⓐ Select basic model.

Ⓑ Select edge style.
- **74P** - 74P edge

Ⓒ Select power option.
- **NNN** - No grommets, PowerUp or wire management/No cutouts
- **WMO** - Wire management only-no cutouts; add $66
- **1PG** - One plastic grommet w/wire management; add $209
- **1PU** - One PowerUp w/wire management; add $334
- **1VG** - One grommet for Villa w/wire management; add $271
- **1VM** - One Villa module with USB w/wire management; add $592
- **MD1** - Module, Dean in-surface w/USB-A/C (1) ; add $354
- **MB1** - Module, Dubbel under-surface w/ dual USB-A/C (1); add $264
- **MA1** - Module, Nacre in-surface w/USB-A/C (1); add $420
- **MO1** - Module, Node in-surface w/USB-A/C (1) ; add $264
- **GA1** - Grommet, Nacre (1); add $209
- **GD1** - Grommet, Dean (1); add $209
- **GO1** - Grommet, Node (1); add $144

CORD LENGTH: 9' or 15' is optional on all module options.

WIRE MANAGEMENT: All options except NNN include vertical and horizontal wire management.

Ⓓ Select modesty panel.
- **NMP** - No modesty panel
- **PMP** - Polyester felt modesty panel; add $265

Ⓔ Select edge color.
Refer to the **Product Color Options** page in this price list.
Edge color offerings are based on edge style selections.

Ⓕ Select surface finish.
Refer to the **Product Color Options** page in this price list.

Ⓖ Select leg finish.
Refer to the **Product Color Options** page in this price list.

Ⓗ Select grommet/module color.
Refer to the **Product Color Options** page in this price list.

Ⓘ Select modesty panel color.
Refer to the **Product Color Options** page in this price list.

Ⓙ Select base.
- **CST** - Casters
- **GLD** - Glides

Casters=2 locking/2 non-locking, black wheel, silver hub

Ⓚ Select Cord Length (feet).
- **15** - 15' cord length
- **9** - 9' cord length

FINISH INFORMATION

Additional Laminate Offering

Additional laminates beyond KI standard offering, are available with two weeks extended leadtime. To specify additional laminates, use these designators followed by the supplier's color/pattern code:

Formica - LF/supplier's color pattern code
Nevamar - LN/supplier's color pattern code
Wilsonart - LW/supplier's color pattern code

KI's standard laminate finish is the supplier's recommended finish for that color/pattern.
Note: Nonstandard laminates from these suppliers (example: textured laminates), require a Product Modification Request. Contact customer service for details.

Color Match

KI offers the additional option of color matching paint, polypropylene, or wood stain through Product Modification Requests. Contact customer service for details.

SPECIAL SERVICES

Special Carton Marking

With specially marked information N/C

Shipping

Ships **knocked down, FOB Bonduel, WI 54107, freight prepaid.** Freight class 125.

Specifications and prices are subject to change without prior notice.

Pillar™ Tables
Square - 29", 36", and 42" High

Pillar™ Tables
Square - 29", 36", and 42" High

	MODEL	A x B	MODEL NUMBER: Basic Model	Edge Style	Power Option	Modesty Panel	Edge Color	Surface Finish	Leg Finish	Base	Approx. Packaged Weight	74P Edge (74P)
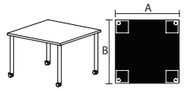 PLSR	**Square Tables - 29"H** • Tables are designed for maximum leg spacing • Glides and casters are not interchangeable without changing the height of the table • 60" Square has a 5th leg in center of table • Gangers ordered separately • Post Leg at 29" high	36 x 36"	PLSR36	□□□	NNN	NMP	□□□	□□□	□□	□□□	84.0#	$ 908
		42 x 42"	PLSR42	□□□	NNN	NMP	□□□	□□□	□□	□□□	101.0#	1075
		48 x 48"	PLSR48	□□□	NNN	NMP	□□□	□□□	□□	□□□	121.0#	1114
		60 x 60"	PLSR60	□□□	NNN	NMP	□□□	□□□	□□	□□□	168.0#	1278
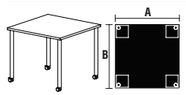 PLSR	**Square Tables - 36"H** • Tables are designed for maximum leg spacing • Glides and casters are not interchangeable without changing the height of the table • 60" Square has a 5th leg in center of table • Gangers ordered separately • Post Leg at 36" high	36 x 36"	PLSR36H36	□□□	NNN	NMP	□□□	□□□	□□	□□□	84.0#	$ 941
		42 x 42"	PLSR42H36	□□□	NNN	NMP	□□□	□□□	□□	□□□	101.0#	1106
		48 x 48"	PLSR48H36	□□□	NNN	NMP	□□□	□□□	□□	□□□	121.0#	1147
		60 x 60"	PLSR60H36	□□□	NNN	NMP	□□□	□□□	□□	□□□	168.0#	1311
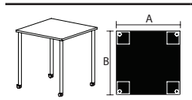 PLSR	**Square Tables - 42"H** • Tables are designed for maximum leg spacing • Glides and casters are not interchangeable without changing the height of the table • 60" Square has a 5th leg in center of table • Gangers ordered separately • Post Leg at 42" high	36 x 36"	PLSR36H42	□□□	NNN	NMP	□□□	□□□	□□	□□□	93.0#	$ 975
		42 x 42"	PLSR42H42	□□□	NNN	NMP	□□□	□□□	□□	□□□	110.0#	1137
		48 x 48"	PLSR48H42	□□□	NNN	NMP	□□□	□□□	□□	□□□	130.0#	1180
		60 x 60"	PLSR60H42	□□□	NNN	NMP	□□□	□□□	□□	□□□	177.0#	1344

Ⓐ Ⓑ Ⓒ Ⓓ Ⓔ Ⓕ Ⓖ Ⓗ

HOW TO ORDER

Indicate the following information on order form:
1. Quantity of each item.
2. Model number, including options. See "How To Build a Model Number".
3. Any special service required.

Note: • The □ indicates that a choice is required.
• The absence of the □ indicates that no choice is required.
• Alpha-numeric characters in place of □ indicate that no other alternatives are available.

HOW TO BUILD A MODEL NUMBER

Ⓐ Select basic model.

Ⓑ Select edge style.
74P - 74P edge

Ⓒ Select power option.
NNN - No grommets, PowerUp or wire management/No cutouts

Ⓓ Select modesty panel.
NMP - No modesty panel

Ⓔ Select edge color.
Refer to the **Product Color Options** page in this price list.
Edge color offerings are based on edge style selections.

Ⓕ Select surface finish.
Refer to the **Product Color Options** page in this price list.

Ⓖ Select leg finish.
Refer to the **Product Color Options** page in this price list.

Ⓗ Select base.
CST - Casters
GLD - Glides
Casters=2 locking/2 non-locking, black wheel, silver hub

FINISH INFORMATION

Additional Laminate Offering
Additional laminates beyond KI standard offering, are available with two weeks extended leadtime. To specify additional laminates, use these designators followed by the supplier's color/pattern code:

Formica - LF/supplier's color pattern code
Nevamar - LN/supplier's color pattern code
Wilsonart - LW/supplier's color pattern code

KI's standard laminate finish is the supplier's recommended finish for that color/pattern.
Note: Nonstandard laminates from these suppliers (example: textured laminates), require a Product Modification Request. Contact customer service for details.

Color Match
KI offers the additional option of color matching paint, polypropylene, or wood stain through Product Modification Requests. Contact customer service for details.

SPECIAL SERVICES

Special Carton Marking

With specially marked information	N/C

Shipping
Ships **knocked down, FOB Bonduel, WI 54107, freight prepaid.** Freight class 125.

Specifications and prices are subject to change without prior notice.

Pillar™ Tables
Round - 29", 36", and 42" High

KI

Pillar™ Tables
Round - 29", 36", and 42" High

	MODEL	A	MODEL NUMBER: Basic Model	Edge Style	Power Option	Modesty Panel	Edge Color	Surface Finish	Leg Finish	Base	Approx. Packaged Weight	74P Edge (74P)
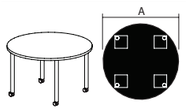	**Round Tables - 29"H** • Tables are designed for maximum leg spacing • Glides and casters are not interchangeable without changing the height of the table • Post Leg at 29" high	36" Dia	PLRD36	□□□	NNN	NMP	□□□	□□□	□□	□□□	74.0#	$ 977
		42" Dia	PLRD42	□□□	NNN	NMP	□□□	□□□	□□	□□□	87.0#	1161
		48" Dia	PLRD48	□□□	NNN	NMP	□□□	□□□	□□	□□□	103.0#	1243
		60" Dia	PLRD60	□□□	NNN	NMP	□□□	□□□	□□	□□□	140.0#	1401
PLRD												
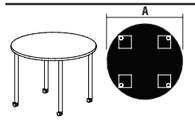	**Round Tables - 36"H** • Tables are designed for maximum leg spacing • Glides and casters are not interchangeable without changing the height of the table • Post Leg at 36" high	36" Dia	PLRD36H36	□□□	NNN	NMP	□□□	□□□	□□	□□□	74.0#	$ 1009
		42" Dia	PLRD42H36	□□□	NNN	NMP	□□□	□□□	□□	□□□	87.0#	1194
		48" Dia	PLRD48H36	□□□	NNN	NMP	□□□	□□□	□□	□□□	103.0#	1277
		60" Dia	PLRD60H36	□□□	NNN	NMP	□□□	□□□	□□	□□□	140.0#	1434
PLRD												
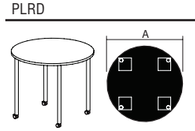	**Round Tables - 42"H** • Tables are designed for maximum leg spacing • Glides and casters are not interchangeable without changing the height of the table • Post Leg at 42" high	36" Dia	PLRD36H42	□□□	NNN	NMP	□□□	□□□	□□	□□□	83.0#	$ 1042
		42" Dia	PLRD42H42	□□□	NNN	NMP	□□□	□□□	□□	□□□	96.0#	1229
		48" Dia	PLRD48H42	□□□	NNN	NMP	□□□	□□□	□□	□□□	112.0#	1310
		60" Dia	PLRD60H42	□□□	NNN	NMP	□□□	□□□	□□	□□□	149.0#	1467
PLRD												
			Ⓐ	Ⓑ	Ⓒ	Ⓓ	Ⓔ	Ⓕ	Ⓖ	Ⓗ		

HOW TO ORDER

Indicate the following information on order form:
1. Quantity of each item.
2. Model number, including options. See "How To Build a Model Number".
3. Any special service required.

Note: • The □ indicates that a choice is required.
• The absence of the □ indicates that no choice is required.
• Alpha-numeric characters in place of □ indicate that no other alternatives are available.

HOW TO BUILD A MODEL NUMBER

Ⓐ Select basic model.

Ⓑ Select edge style.
74P - 74P edge

Ⓒ Select power option.
NNN - No grommets, PowerUp or wire management/No cutouts

Ⓓ Select modesty panel.
NMP - No modesty panel

Ⓔ Select edge color.
Refer to the **Product Color Options** page in this price list.
Edge color offerings are based on edge style selections.

Ⓕ Select surface finish.
Refer to the **Product Color Options** page in this price list.

Ⓖ Select leg finish.
Refer to the **Product Color Options** page in this price list.

Ⓗ Select base.
CST - Casters
GLD - Glides
Casters=2 locking/2 non-locking, black wheel, silver hub

FINISH INFORMATION

Additional Laminate Offering
Additional laminates beyond KI standard offering, are available with two weeks extended leadtime. To specify additional laminates, use these designators followed by the supplier's color/pattern code:

Formica - LF/supplier's color pattern code
Nevamar - LN/supplier's color pattern code
Wilsonart - LW/supplier's color pattern code

KI's standard laminate finish is the supplier's recommended finish for that color/pattern.
Note: Nonstandard laminates from these suppliers (example: textured laminates), require a Product Modification Request. Contact customer service for details.

Color Match
KI offers the additional option of color matching paint, polypropylene, or wood stain through Product Modification Requests. Contact customer service for details.

SPECIAL SERVICES

Special Carton Marking

With specially marked information	N/C

Shipping
Ships **knocked down, FOB Bonduel, WI 54107, freight prepaid.** Freight class 125.

Specifications and prices are subject to change without prior notice.

Pillar™ Tables

120 Degree - 29", 36", and 42" High

KI

Pillar™ Tables

120 Degree - 29", 36", and 42" High

	MODEL	A	MODEL NUMBER: Basic Model	Edge Style	Power Option	Modesty Panel	Edge Color	Surface Finish	Leg Finish	Base	Approx. Packaged Weight	74P Edge (74P)
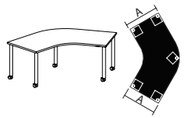 PL12	**120 Degree Tables - 29"H** • Table dimension refers to the depth of the flat ends (A) • Tables are designed for maximum leg spacing • Glides and casters are not interchangeable without changing the height of the table • Gangers ordered separately • Post Leg at 29" high	24"	PL12024	□□□	NNN	NMP	□□□	□□□	□□	□□□	101.0#	$ 1266
		30"	PL12030	□□□	NNN	NMP	□□□	□□□	□□	□□□	138.0#	1692
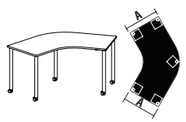 PL12	**120 Degree Tables - 36"H** • Table dimension refers to the depth of the flat ends (A) • Tables are designed for maximum leg spacing • Glides and casters are not interchangeable without changing the height of the table • Gangers ordered separately • Post Leg at 36" high	24"	PL12024H36	□□□	NNN	NMP	□□□	□□□	□□	□□□	101.0#	$ 1304
		30"	PL12030H36	□□□	NNN	NMP	□□□	□□□	□□	□□□	138.0#	1729
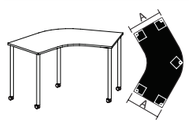 PL12	**120 Degree Tables - 42"H** • Table dimension refers to the depth of the flat ends (A) • Tables are designed for maximum leg spacing • Glides and casters are not interchangeable without changing the height of the table • Gangers ordered separately • Post Leg at 42" high	24"	PL12024H42	□□□	NNN	NMP	□□□	□□□	□□	□□□	110.0#	$ 1340
		30"	PL12030H42	□□□	NNN	NMP	□□□	□□□	□□	□□□	147.0#	1764

Ⓐ Ⓑ Ⓒ Ⓓ Ⓔ Ⓕ Ⓖ Ⓗ

HOW TO ORDER

Indicate the following information on order form:
1. Quantity of each item.
2. Model number, including options. See "How To Build a Model Number".
3. Any special service required.

Note: • The □ indicates that a choice is required.
- The absence of the □ indicates that no choice is required.
- Alpha-numeric characters in place of □ indicate that no other alternatives are available.

HOW TO BUILD A MODEL NUMBER

Ⓐ Select basic model.

Ⓑ Select edge style.
74P - 74P edge

Ⓒ Select power option.
NNN - No grommets, PowerUp or wire management/No cutouts

Ⓓ Select modesty panel.
NMP - No modesty panel

Ⓔ Select edge color.
Refer to the **Product Color Options** page in this price list.
Edge color offerings are based on edge style selections.

Ⓕ Select surface finish.
Refer to the **Product Color Options** page in this price list.

Ⓖ Select leg finish.
Refer to the **Product Color Options** page in this price list.

Ⓗ Select base.
CST - Casters
GLD - Glides
Casters=2 locking/2 non-locking, black wheel, silver hub

FINISH INFORMATION

Additional Laminate Offering

Additional laminates beyond KI standard offering, are available with two weeks extended leadtime. To specify additional laminates, use these designators followed by the supplier's color/pattern code:

Formica - LF/supplier's color pattern code
Nevamar - LN/supplier's color pattern code
Wilsonart - LW/supplier's color pattern code

KI's standard laminate finish is the supplier's recommended finish for that color/pattern.
Note: Nonstandard laminates from these suppliers (example: textured laminates), require a Product Modification Request. Contact customer service for details.

Color Match

KI offers the additional option of color matching paint, polypropylene, or wood stain through Product Modification Requests. Contact customer service for details.

SPECIAL SERVICES

Special Carton Marking

With specially marked information	N/C

Shipping

Ships **knocked down, FOB Bonduel, WI 54107, freight prepaid.** Freight class 125.

Specifications and prices are subject to change without prior notice.

Pillar™ Tables
D-Shape - 29", 36", and 42" High

Pillar™ Tables
D-Shape - 29", 36", and 42" High

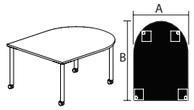

PLDT

D-Top Tables - 29"H

- Tables are designed for maximum leg spacing
- Glides and casters are not interchangeable without changing the height of the table
- Vertical and horizontal wire management are included automatically when power options are specified
- Gangers ordered separately
- Post Leg at 29" high

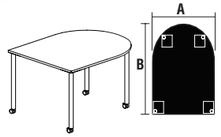

PLDT

D-Top Tables - 36"H

- Tables are designed for maximum leg spacing
- Glides and casters are not interchangeable without changing the height of the table
- Vertical and horizontal wire management are included automatically when power options are specified
- Gangers ordered separately
- Post Leg at 36" high

	MODEL NUMBER											
A x B	Basic Model	Edge Style	Power Option	Modesty Panel	Edge Color	Surface Finish	Leg Finish	Base	Grommet/ Module Color	Cord (feet)	Approx. Packaged Weight	74P Edge (74P)
42 x 60"	PLDT4260	□□□	□□□	NMP	□□□	□□□	□□	□□□	□□□□	□□	118.0#	$ 1239
42 x 72"	PLDT4272	□□□	□□□	NMP	□□□	□□□	□□	□□□	□□□□	□□	144.5#	1439
48 x 60"	PLDT4860	□□□	□□□	NMP	□□□	□□□	□□	□□□	□□□□	□□	132.0#	1239
48 x 72"	PLDT4872	□□□	□□□	NMP	□□□	□□□	□□	□□□	□□□□	□□	170.5#	1439
42 x 60"	PLDT4260H36	□□□	□□□	NMP	□□□	□□□	□□	□□□	□□□□	□□	118.0#	$ 1269
42 x 72"	PLDT4272H36	□□□	□□□	NMP	□□□	□□□	□□	□□□	□□□□	□□	144.5#	1470
48 x 60"	PLDT4860H36	□□□	□□□	NMP	□□□	□□□	□□	□□□	□□□□	□□	132.0#	1269
48 x 72"	PLDT4872H36	□□□	□□□	NMP	□□□	□□□	□□	□□□	□□□□	□□	170.5#	1470

A B C D E F G H I J

HOW TO ORDER

Indicate the following information on order form:
1. Quantity of each item.
2. Model number, including options. See "How To Build a Model Number".
3. Any special service required.

Note: • The □ indicates that a choice is required.
- The absence of the □ indicates that no choice is required.
- Alpha-numeric characters in place of □ indicate that no other alternatives are available.

HOW TO BUILD A MODEL NUMBER

A Select basic model.

B Select edge style.
- **74P** - 74P edge

C Select power option.
- **NNN** - No grommets, PowerUp or wire management/No cutouts
- **WMO** - Wire management only-no cutouts; add $66
- **1PG** - One plastic grommet w/wire management; add $209
- **1PU** - One PowerUp w/wire management; add $334
- **1VG** - One grommet for Villa w/wire management; add $271
- **1VM** - One Villa module with USB w/wire management; add $592
- **MD1** - Module, Dean in-surface w/USB-A/C (1) ; add $354
- **MB1** - Module, Dubbel under-surface w/ dual USB-A/C (1); add $264
- **MA1** - Module, Nacre in-surface w/USB-A/C (1); add $420
- **MO1** - Module, Node in-surface w/USB-A/C (1) ; add $264
- **GA1** - Grommet, Nacre (1); add $209
- **GD1** - Grommet, Dean (1); add $209
- **GO1** - Grommet, Node (1); add $144
- **MB2** - Modules, Dubbel under-surface w/ dual USB-A/C (2); add $528

CORD LENGTH: 9' or 15' is optional on all module options.

WIRE MANAGEMENT: All options except NNN include vertical and horizontal wire management.

D Select modesty panel.
- **NMP** - No modesty panel

E Select edge color.
Refer to the **Product Color Options** page in this price list.
Edge color offerings are based on edge style selections.

F Select surface finish.
Refer to the **Product Color Options** page in this price list.

G Select leg finish.
Refer to the **Product Color Options** page in this price list.

H Select base.
- **CST** - Casters
- **GLD** - Glides

Casters=2 locking/2 non-locking, black wheel, silver hub

I Select grommet/module color.
Refer to the **Product Color Options** page in this price list.

J Select Cord Length (feet).
- **15** - 15' cord length
- **9** - 9' cord length

FINISH INFORMATION

Additional Laminate Offering
Additional laminates beyond KI standard offering, are available with two weeks extended leadtime. To specify additional laminates, use these designators followed by the supplier's color/pattern code:

Formica - LF/supplier's color pattern code
Nevamar - LN/supplier's color pattern code
Wilsonart - LW/supplier's color pattern code

KI's standard laminate finish is the supplier's recommended finish for that color/pattern.
Note: Nonstandard laminates from these suppliers (example: textured laminates), require a Product Modification Request. Contact customer service for details.

Color Match
KI offers the additional option of color matching paint, polypropylene, or wood stain through Product Modification Requests. Contact customer service for details.

SPECIAL SERVICES

Special Carton Marking

With specially marked information	N/C

Shipping
Ships **knocked down, FOB Bonduel, WI 54107, freight prepaid.** Freight class 125.

Specifications and prices are subject to change without prior notice.

Pillar™ Tables
D-Shape - 42" High

Pillar™ Tables
D-Shape - 42" High

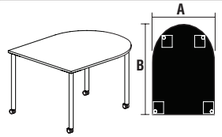

PLDT

D-Top Tables - 42"H

- Tables are designed for maximum leg spacing
- Glides and casters are not interchangeable without changing the height of the table
- Vertical and horizontal wire management are included automatically when power options are specified
- Gangers ordered separately
- Post Leg at 42" high

	MODEL NUMBER											
A x B	Basic Model	Edge Style	Power Option	Modesty Panel	Edge Color	Surface Finish	Leg Finish	Base	Grommet/ Module Color	Cord (feet)	Approx. Packaged Weight	74P Edge (74P)
		Ⓑ	Ⓒ	Ⓓ	Ⓔ	Ⓕ	Ⓖ	Ⓗ	Ⓘ	Ⓙ		
42 x 60"	PLDT4260H42	□□□	□□□	NMP	□□□	□□□	□□	□□□	□□□□	□□	127.0#	$ 1306
42 x 72"	PLDT4272H42	□□□	□□□	NMP	□□□	□□□	□□	□□□	□□□□	□□	153.5#	1506
48 x 60"	PLDT4860H42	□□□	□□□	NMP	□□□	□□□	□□	□□□	□□□□	□□	141.0#	1306
48 x 72	PLDT4872H42	□□□	□□□	NMP	□□□	□□□	□□	□□□	□□□□	□□	179.5#	1506

HOW TO ORDER

Indicate the following information on order form:
1. Quantity of each item.
2. Model number, including options. See "How To Build a Model Number".
3. Any special service required.

Note: • The □ indicates that a choice is required.
- The absence of the □ indicates that no choice is required.
- Alpha-numeric characters in place of □ indicate that no other alternatives are available.

HOW TO BUILD A MODEL NUMBER

Ⓐ Select basic model.

Ⓑ Select edge style.
- **74P** - 74P edge

Ⓒ Select power option.
- **NNN** - No grommets, PowerUp or wire management/No cutouts
- **WMO** - Wire management only-no cutouts; add $66
- **1PG** - One plastic grommet w/wire management; add $209
- **1PU** - One PowerUp w/wire management; add $334
- **1VG** - One grommet for Villa w/wire management; add $271
- **1VM** - One Villa module with USB w/wire management; add $592
- **MD1** - Module, Dean in-surface w/USB-A/C (1) ; add $354
- **MB1** - Module, Dubbel under-surface w/ dual USB-A/C (1); add $264
- **MA1** - Module, Nacre in-surface w/USB-A/C (1); add $420
- **MO1** - Module, Node in-surface w/USB-A/C (1) ; add $264
- **GA1** - Grommet, Nacre (1); add $209
- **GD1** - Grommet, Dean (1); add $209
- **GO1** - Grommet, Node (1); add $144
- **MB2** - Modules, Dubbel under-surface w/ dual USB-A/C (2); add $528

CORD LENGTH: 9' or 15' is optional on all module options.

WIRE MANAGEMENT: All options except NNN include vertical and horizontal wire management.

Ⓓ Select modesty panel.
- **NMP** - No modesty panel

Ⓔ Select edge color.
Refer to the **Product Color Options** page in this price list.
Edge color offerings are based on edge style selections.

Ⓕ Select surface finish.
Refer to the **Product Color Options** page in this price list.

Ⓖ Select leg finish.
Refer to the **Product Color Options** page in this price list.

Ⓗ Select base.
- **CST** - Casters
- **GLD** - Glides

Casters=2 locking/2 non-locking, black wheel, silver hub

Ⓘ Select grommet/module color.
Refer to the **Product Color Options** page in this price list.

Ⓙ Select Cord Length (feet).
- **15** - 15' cord length
- **9** - 9' cord length

FINISH INFORMATION

Additional Laminate Offering
Additional laminates beyond KI standard offering, are available with two weeks extended leadtime. To specify additional laminates, use these designators followed by the supplier's color/pattern code:

Formica - LF/supplier's color pattern code
Nevamar - LN/supplier's color pattern code
Wilsonart - LW/supplier's color pattern code

KI's standard laminate finish is the supplier's recommended finish for that color/pattern.
Note: Nonstandard laminates from these suppliers (example: textured laminates), require a Product Modification Request. Contact customer service for details.

Color Match
KI offers the additional option of color matching paint, polypropylene, or wood stain through Product Modification Requests. Contact customer service for details.

SPECIAL SERVICES

Special Carton Marking

With specially marked information	N/C

Shipping
Ships **knocked down, FOB Bonduel, WI 54107, freight prepaid.** Freight class 125.

Specifications and prices are subject to change without prior notice.

Pillar™ Tables

Sprocket and Diamond Shape - 29” High

Pillar™ Tables

Sprocket and Diamond Shape - 29” High

	MODEL	Features	A	MODEL NUMBER: Basic Model	Edge Style	Power Option	Modesty Panel	Edge Color	Surface Finish	Leg Finish	Base	Approx. Packaged Weight	74P Edge (74P)
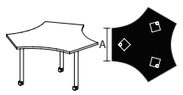 PLSP	**Sprocket Shape Tables** • 3-Leg is primarily a 3-person table • Table dimensions refer to the depth of the flat side (A) • Tables are designed for maximum leg spacing • Glides and casters are not interchangeable without changing the height of the table • Gangers ordered separately • Post Leg at 29” high	3 Legs	24”	PLSP24L3	□□□	NNN	NMP	□□□	□□□	□□	□□□	108.0#	$ 1374
		3 Legs	30”	PLSP30L3	□□□	NNN	NMP	□□□	□□□	□□	□□□	148.0#	1415
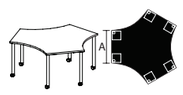 PLSP	**Sprocket Shape Tables** • 6-Leg can accommodate up to 6 people • Table dimensions refer to the depth of the flat side (A) • Tables are designed for maximum leg spacing • Glides and casters are not interchangeable without changing the height of the table • Gangers ordered separately • Post Leg at 29” high	6 Legs	30”	PLSP30L6	□□□	NNN	NMP	□□□	□□□	□□	□□□	175.0#	$ 1704
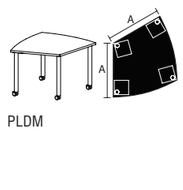 PLDM	**Diamond Shape Tables** • 3 Tables combine to form a Guitar Pick Table • Table dimensions refer to the depth of the flat side (A) • Tables are designed for maximum leg spacing • Glides and casters are not interchangeable without changing the height of the table • Gangers ordered separately • Post Leg at 29” high		30”	PLDM30	□□□	NNN	NMP	□□□	□□□	□□	□□□	87.0#	$ 1053
			36”	PLDM36	□□□	NNN	NMP	□□□	□□□	□□	□□□	111.0#	1141

Ⓐ Ⓑ Ⓒ Ⓓ Ⓔ Ⓕ Ⓖ Ⓗ

HOW TO ORDER

Indicate the following information on order form:
1. Quantity of each item.
2. Model number, including options. See “How To Build a Model Number”.
3. Any special service required.

Note: • The □ indicates that a choice is required.
- The absence of the □ indicates that no choice is required.
- Alpha-numeric characters in place of □ indicate that no other alternatives are available.

HOW TO BUILD A MODEL NUMBER

Ⓐ Select basic model.

Ⓑ Select edge style.
- **74P** - 74P edge

Ⓒ Select power option.
- **NNN** - No grommets, PowerUp or wire management/No cutouts

Ⓓ Select modesty panel.
- **NMP** - No modesty panel

Ⓔ Select edge color.
Refer to the **Product Color Options** page in this price list.
Edge color offerings are based on edge style selections.

Ⓕ Select surface finish.
Refer to the **Product Color Options** page in this price list.

Ⓖ Select leg finish.
Refer to the **Product Color Options** page in this price list.

Ⓗ Select base.
- **CST** - Casters
- **GLD** - Glides

Casters=2 locking/2 non-locking, black wheel, silver hub

FINISH INFORMATION

Additional Laminate Offering

Additional laminates beyond KI standard offering, are available with two weeks extended leadtime. To specify additional laminates, use these designators followed by the supplier’s color/pattern code:

Formica - LF/supplier’s color pattern code
Nevamar - LN/supplier’s color pattern code
Wilsonart - LW/supplier’s color pattern code

KI’s standard laminate finish is the supplier’s recommended finish for that color/pattern.
Note: Nonstandard laminates from these suppliers (example: textured laminates), require a Product Modification Request. Contact customer service for details.

Color Match

KI offers the additional option of color matching paint, polypropylene, or wood stain through Product Modification Requests. Contact customer service for details.

SPECIAL SERVICES

Special Carton Marking

With specially marked information N/C

Shipping

Ships **knocked down, FOB Bonduel, WI 54107, freight prepaid.** Freight class 125.

Specifications and prices are subject to change without prior notice.

Pillar™ Tables
Boat Shape - 29" High

KI

Pillar™ Tables
Boat Shape - 29" High

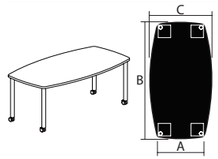

PLBT

Boat Shape Tables

- Corners of surface are rounded not square
- Tables are designed for maximum leg spacing
- Glides and casters are not inter-changeable without changing the height of the table
- Vertical and horizontal wire manage-ment are included automatically when power options are specified
- Table center is an additional 10" deeper than the listed "A" dimension.
- Post Leg at 29" high

	MODEL NUMBER											
A x B x C	Basic Model	Edge Style	Power Option	Modesty Panel	Edge Color	Surface Finish	Leg Finish	Base	Grommet/ Module Color	Cord (feet)	Approx. Packaged Weight	74P Edge (74P)
		Ⓑ	Ⓒ	Ⓓ	Ⓔ	Ⓕ	Ⓖ	Ⓗ	Ⓘ	Ⓙ		
30 x 60 x 40"	PLBT3060	□□□	□□□	NMP	□□□	□□□	□□	□□□	□□□□	□□	124.0#	$ 1272
30 x 66 x 40"	PLBT3066	□□□	□□□	NMP	□□□	□□□	□□	□□□	□□□□	□□	140.5#	1385
30 x 72 x 40"	PLBT3072	□□□	□□□	NMP	□□□	□□□	□□	□□□	□□□□	□□	149.5#	1444
36 x 60 x 46"	PLBT3660	□□□	□□□	NMP	□□□	□□□	□□	□□□	□□□□	□□	137.0#	1272
36 x 66 x 46"	PLBT3666	□□□	□□□	NMP	□□□	□□□	□□	□□□	□□□□	□□	154.5#	1385
36 x 72 x 46"	PLBT3672	□□□	□□□	NMP	□□□	□□□	□□	□□□	□□□□	□□	165.5#	1444
42 x 72 x 52"	PLBT4272	□□□	□□□	NMP	□□□	□□□	□□	□□□	□□□□	□□	180.5#	1494

HOW TO ORDER

Indicate the following information on order form:
1. Quantity of each item.
2. Model number, including options. See "How To Build a Model Number".
3. Any special service required.

Note: • The □ indicates that a choice is required.
- The absence of the □ indicates that no choice is required.
- Alpha-numeric characters in place of □ indicate that no other alternatives are avail-able.

HOW TO BUILD A MODEL NUMBER

Ⓐ Select basic model.

Ⓑ Select edge style.
- **74P** - 74P edge

Ⓒ Select power option.
- **NNN** - No grommets, PowerUp or wire management/No cutouts
- **WMO** - Wire management only-no cutouts; add $66
- **1PG** - One plastic grommet w/wire management; add $209
- **1PU** - One PowerUp w/wire manage-ment; add $334
- **1VG** - One grommet for Villa w/wire management; add $271
- **1VM** - One Villa module with USB w/wire management; add $592
- **MD1** - Module, Dean in-surface w/USB-A/C (1) ; add $354
- **MB1** - Module, Dubbel under-surface w/ dual USB-A/C (1); add $264
- **MA1** - Module, Nacre in-surface w/USB-A/C (1); add $420
- **MO1** - Module, Node in-surface w/USB-A/C (1) ; add $264
- **GA1** - Grommet, Nacre (1); add $209
- **GD1** - Grommet, Dean (1); add $209
- **GO1** - Grommet, Node (1); add $144
- **MB2** - Modules, Dubbel under-surface w/ dual USB-A/C (2); add $528

CORD LENGTH: 9' or 15' is optional on all module options.

WIRE MANAGEMENT: All options except NNN include vertical and horizontal wire management.

Ⓓ Select modesty panel.
- **NMP** - No modesty panel

Ⓔ Select edge color.
Refer to the **Product Color Options** page in this price list.
Edge color offerings are based on edge style selections.

Ⓕ Select surface finish.
Refer to the **Product Color Options** page in this price list.

Ⓖ Select leg finish.
Refer to the **Product Color Options** page in this price list.

Ⓗ Select base.
- **CST** - Casters
- **GLD** - Glides

Casters=2 locking/2 non-locking, black wheel, silver hub

Ⓘ Select grommet/module color.
Refer to the **Product Color Options** page in this price list.

Ⓙ Select Cord Length (feet).
- **15** - 15' cord length
- **9** - 9' cord length

FINISH INFORMATION

Additional Laminate Offering
Additional laminates beyond KI standard offering, are available with two weeks extended leadtime. To specify additional laminates, use these designa-tors followed by the supplier's color/pattern code:

Formica - LF/supplier's color pattern code
Nevamar - LN/supplier's color pattern code
Wilsonart - LW/supplier's color pattern code

KI's standard laminate finish is the supplier's recommended finish for that color/pattern.
Note: Nonstandard laminates from these suppliers (example: textured laminates), require a Product Modification Request. Contact customer service for details.

Color Match
KI offers the additional option of color matching paint, polypropylene, or wood stain through Product Modification Requests. Contact customer service for details.

SPECIAL SERVICES

Special Carton Marking

With specially marked information	N/C

Shipping
Ships **knocked down, FOB Bonduel, WI 54107, freight prepaid.** Freight class 125.

Specifications and prices are subject to change without prior notice.

Pillar™ Tables
Trapezoid - 29" High

KI

Pillar™ Tables
Trapezoid - 29" High

	MODEL	A x B x C x D	MODEL NUMBER								Approx. Packaged Weight	74P Edge (74P)
			Basic Model	Edge Style	Power Option	Modesty Panel	Edge Color	Surface Finish	Leg Finish	Base		
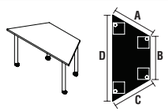 PLTR	**Trapezoid Tables - 26"D** • Tables are designed for maximum leg spacing; legs on D side are inset to accommodate top shape • Glides and casters are not interchangeable without changing the height of the table • Gangers ordered separately • Post Leg at 29" high	30 x 30 x 30 x 60"	PLTR3060	□□□	NNN	NMP	□□□	□□□	□□	□□□	69.2#	$ 866
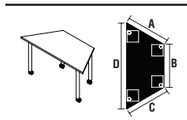 PLTR	**Trapezoid Tables - 31"D** • Tables are designed for maximum leg spacing; legs on D side are inset to accommodate top shape • Glides and casters are not interchangeable without changing the height of the table • Gangers ordered separately • Post Leg at 29" high	36 x 36 x 36 x 72"	PLTR3672	□□□	NNN	NMP	□□□	□□□	□□	□□□	84.2#	$ 1082
			Ⓐ	Ⓑ	Ⓒ	Ⓓ	Ⓔ	Ⓕ	Ⓖ	Ⓗ		

HOW TO ORDER

Indicate the following information on order form:
1. Quantity of each item.
2. Model number, including options. See "How To Build a Model Number".
3. Any special service required.

Note: • The □ indicates that a choice is required.
• The absence of the □ indicates that no choice is required.
• Alpha-numeric characters in place of □ indicate that no other alternatives are available.

HOW TO BUILD A MODEL NUMBER

Ⓐ Select basic model.

Ⓑ Select edge style.
74P - 74P edge

Ⓒ Select power option.
NNN - No grommets, PowerUp or wire management/No cutouts

Ⓓ Select modesty panel.
NMP - No modesty panel

Ⓔ Select edge color.
Refer to the **Product Color Options** page in this price list.
Edge color offerings are based on edge style selections.

Ⓕ Select surface finish.
Refer to the **Product Color Options** page in this price list.

Ⓖ Select leg finish.
Refer to the **Product Color Options** page in this price list.

Ⓗ Select base.
CST - Casters
GLD - Glides
Casters=2 locking/2 non-locking, black wheel, silver hub

FINISH INFORMATION

Additional Laminate Offering
Additional laminates beyond KI standard offering, are available with two weeks extended leadtime. To specify additional laminates, use these designators followed by the supplier's color/pattern code:

Formica - LF/supplier's color pattern code
Nevamar - LN/supplier's color pattern code
Wilsonart - LW/supplier's color pattern code

KI's standard laminate finish is the supplier's recommended finish for that color/pattern.
Note: Nonstandard laminates from these suppliers (example: textured laminates), require a Product Modification Request. Contact customer service for details.

Color Match
KI offers the additional option of color matching paint, polypropylene, or wood stain through Product Modification Requests. Contact customer service for details.

SPECIAL SERVICES

Special Carton Marking

With specially marked information	N/C

Shipping
Ships **knocked down, FOB Bonduel, WI 54107, freight prepaid.** Freight class 125.

Specifications and prices are subject to change without prior notice.

Pillar™ Tables
Trapezoid - 36" High

KI

Pillar™ Tables
Trapezoid - 36" High

	MODEL	A x B x C x D	MODEL NUMBER								Approx. Packaged Weight	74P Edge (74P)
			Basic Model	Edge Style	Power Option	Modesty Panel	Edge Color	Surface Finish	Leg Finish	Base		
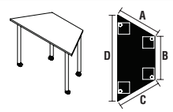 PLTR	**Trapezoid Tables - 26"D** • Tables are designed for maximum leg spacing; legs on D side are inset to accommodate top shape • Glides and casters are not interchangeable without changing the height of the table • Gangers ordered separately • Post Leg at 36" high	30 x 30 x 30 x 60"	PLTR3060H36	□□□	NNN	NMP	□□□	□□□	□□	□□□	73.8#	$ 898
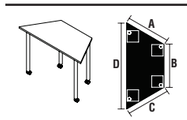 PLTR	**Trapezoid Tables - 31"D** • Tables are designed for maximum leg spacing; legs on D side are inset to accommodate top shape • Glides and casters are not interchangeable without changing the height of the table • Gangers ordered separately • Post Leg at 36" high	36 x 36 x 36 x 72"	PLTR3672H36	□□□	NNN	NMP	□□□	□□□	□□	□□□	88.8#	$ 1114
			Ⓐ	Ⓑ	Ⓒ	Ⓓ	Ⓔ	Ⓕ	Ⓖ	Ⓗ		

HOW TO ORDER

Indicate the following information on order form:
1. Quantity of each item.
2. Model number, including options. See "How To Build a Model Number".
3. Any special service required.

Note: • The □ indicates that a choice is required.
• The absence of the □ indicates that no choice is required.
• Alpha-numeric characters in place of □ indicate that no other alternatives are available.

HOW TO BUILD A MODEL NUMBER

Ⓐ Select basic model.

Ⓑ Select edge style.
74P - 74P edge

Ⓒ Select power option.
NNN - No grommets, PowerUp or wire management/No cutouts

Ⓓ Select modesty panel.
NMP - No modesty panel

Ⓔ Select edge color.
Refer to the **Product Color Options** page in this price list.
Edge color offerings are based on edge style selections.

Ⓕ Select surface finish.
Refer to the **Product Color Options** page in this price list.

Ⓖ Select leg finish.
Refer to the **Product Color Options** page in this price list.

Ⓗ Select base.
CST - Casters
GLD - Glides
Casters=2 locking/2 non-locking, black wheel, silver hub

FINISH INFORMATION

Additional Laminate Offering
Additional laminates beyond KI standard offering, are available with two weeks extended leadtime. To specify additional laminates, use these designators followed by the supplier's color/pattern code:

Formica - LF/supplier's color pattern code
Nevamar - LN/supplier's color pattern code
Wilsonart - LW/supplier's color pattern code

KI's standard laminate finish is the supplier's recommended finish for that color/pattern.
Note: Nonstandard laminates from these suppliers (example: textured laminates), require a Product Modification Request. Contact customer service for details.

Color Match
KI offers the additional option of color matching paint, polypropylene, or wood stain through Product Modification Requests. Contact customer service for details.

SPECIAL SERVICES

Special Carton Marking

With specially marked information	N/C

Shipping
Ships **knocked down, FOB Bonduel, WI 54107, freight prepaid.** Freight class 125.

Specifications and prices are subject to change without prior notice.

Pillar™ Tables
Trapezoid - 42" High

KI

Pillar™ Tables
Trapezoid - 42" High

	MODEL	A x B x C x D	MODEL NUMBER								Approx. Packaged Weight	74P Edge (74P)
			Basic Model	Edge Style	Power Option	Modesty Panel	Edge Color	Surface Finish	Leg Finish	Base		
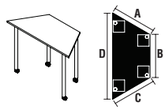 PLTR	**Trapezoid Tables - 26"D** • Tables are designed for maximum leg spacing; legs on D side are inset to accommodate top shape • Glides and casters are not interchangeable without changing the height of the table • Gangers ordered separately • Post Leg at 42" high	30 x 30 x 30 x 60"	PLTR3060H42	□□□	NNN	NMP	□□□	□□□	□□	□□□	77.7#	$ 933
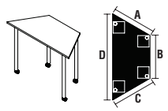 PLTR	**Trapezoid Tables - 31"D** • Tables are designed for maximum leg spacing; legs on D side are inset to accommodate top shape • Glides and casters are not interchangeable without changing the height of the table • Gangers ordered separately • Post Leg at 42" high	36 x 36 x 36 x 72"	PLTR3672H42	□□□	NNN	NMP	□□□	□□□	□□	□□□	92.7#	$ 1147
			Ⓐ	Ⓑ	Ⓒ	Ⓓ	Ⓔ	Ⓕ	Ⓖ	Ⓗ		

HOW TO ORDER

Indicate the following information on order form:
1. Quantity of each item.
2. Model number, including options. See "How To Build a Model Number".
3. Any special service required.

Note: • The □ indicates that a choice is required.
• The absence of the □ indicates that no choice is required.
• Alpha-numeric characters in place of □ indicate that no other alternatives are available.

HOW TO BUILD A MODEL NUMBER

Ⓐ Select basic model.

Ⓑ Select edge style.
74P - 74P edge

Ⓒ Select power option.
NNN - No grommets, PowerUp or wire management/No cutouts

Ⓓ Select modesty panel.
NMP - No modesty panel

Ⓔ Select edge color.
Refer to the **Product Color Options** page in this price list.
Edge color offerings are based on edge style selections.

Ⓕ Select surface finish.
Refer to the **Product Color Options** page in this price list.

Ⓖ Select leg finish.
Refer to the **Product Color Options** page in this price list.

Ⓗ Select base.
CST - Casters
GLD - Glides
Casters=2 locking/2 non-locking, black wheel, silver hub

FINISH INFORMATION

Additional Laminate Offering
Additional laminates beyond KI standard offering, are available with two weeks extended leadtime. To specify additional laminates, use these designators followed by the supplier's color/pattern code:

Formica - LF/supplier's color pattern code
Nevamar - LN/supplier's color pattern code
Wilsonart - LW/supplier's color pattern code

KI's standard laminate finish is the supplier's recommended finish for that color/pattern.
Note: Nonstandard laminates from these suppliers (example: textured laminates), require a Product Modification Request. Contact customer service for details.

Color Match
KI offers the additional option of color matching paint, polypropylene, or wood stain through Product Modification Requests. Contact customer service for details.

SPECIAL SERVICES

Special Carton Marking

With specially marked information	N/C

Shipping
Ships **knocked down, FOB Bonduel, WI 54107, freight prepaid.** Freight class 125.

Specifications and prices are subject to change without prior notice.

Pillar™ Tables

Rectangular - 29" High w/Single Circuit Electrical

Pillar™ Tables

Rectangular - 29" High w/Single Circuit Electrical

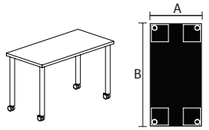

PLPRT

Rectangle Table w/Single Circuit-24"D

- One module/grommet per table unit
- A trough, velcro wire managers, gangers and all electrical accessories (excluding infeed kits and table-to-table jumpers) are included
- Infeed kits and table-to-table jumpers ordered separately
- Tables are designed for maximum leg spacing
- Glides and casters are not interchangeable without changing the height of the table
- Fixed base at 29" high

Rectangle Table w/Single Circuit-30"D

- One module/grommet per table unit
- A trough, velcro wire managers, gangers and all electrical accessories (excluding infeed kits and table-to-table jumpers) are included
- Infeed kits and table-to-table jumpers ordered separately
- Tables are designed for maximum leg spacing
- Glides and casters are not interchangeable without changing the height of the table
- Fixed base at 29" high

	MODEL NUMBER												
A x B	Basic Model	Edge Style	Power Option	Modesty Panel	Edge Color	Surface Finish	Leg Finish	Module Color	Grommet Color	Polyester Modesty Panel Color	Base	Approx. Packaged Weight	74P Edge (74P)
24 x 36"	PLPRT2436	□□□	□□□	□□□	□□□	□□□	□□	□□□□	□□□	□□□□	□□	68.5#	$ 708
24 x 42"	PLPRT2442	□□□	□□□	□□□	□□□	□□□	□□	□□□□	□□□	□□□□	□□	73.8#	725
24 x 48"	PLPRT2448	□□□	□□□	□□□	□□□	□□□	□□	□□□□	□□□	□□□□	□□	79.0#	739
24 x 54"	PLPRT2454	□□□	□□□	□□□	□□□	□□□	□□	□□□□	□□□	□□□□	□□	84.3#	783
24 x 60"	PLPRT2460	□□□	□□□	□□□	□□□	□□□	□□	□□□□	□□□	□□□□	□□	89.5#	794
24 x 66"	PLPRT2466	□□□	□□□	□□□	□□□	□□□	□□	□□□□	□□□	□□□□	□□	98.5#	847
24 x 72"	PLPRT2472	□□□	□□□	□□□	□□□	□□□	□□	□□□□	□□□	□□□□	□□	103.8#	847
30 x 36"	PLPRT3036	□□□	□□□	□□□	□□□	□□□	□□	□□□□	□□□	□□□□	□□	76.4#	$ 765
30 x 42"	PLPRT3042	□□□	□□□	□□□	□□□	□□□	□□	□□□□	□□□	□□□□	□□	82.9#	803
30 x 48"	PLPRT3048	□□□	□□□	□□□	□□□	□□□	□□	□□□□	□□□	□□□□	□□	89.5#	803
30 x 54"	PLPRT3054	□□□	□□□	□□□	□□□	□□□	□□	□□□□	□□□	□□□□	□□	96.1#	846
30 x 60"	PLPRT3060	□□□	□□□	□□□	□□□	□□□	□□	□□□□	□□□	□□□□	□□	102.6#	858
30 x 66"	PLPRT3066	□□□	□□□	□□□	□□□	□□□	□□	□□□□	□□□	□□□□	□□	112.9#	903
30 x 72"	PLPRT3072	□□□	□□□	□□□	□□□	□□□	□□	□□□□	□□□	□□□□	□□	119.5#	903
	Ⓐ	Ⓑ	Ⓒ	Ⓓ	Ⓔ	Ⓕ	Ⓖ	Ⓗ	Ⓘ	Ⓙ	Ⓚ		

HOW TO ORDER

Indicate the following information on order form:
1. Quantity of each item.
2. Model number, including options. See "How To Build a Model Number".
3. Any special service required.

Note: • The □ indicates that a choice is required.
- The absence of the □ indicates that no choice is required.
- Alpha-numeric characters in place of □ indicate that no other alternatives are available.

HOW TO BUILD A MODEL NUMBER

Ⓐ Select basic model.

Ⓑ Select edge style.
- **74P** - 74P edge

Ⓒ Select power option.
- **PMA1** - Pattern module, Nacre in-surface (1) ; add $660
- **PMB1** - Pattern module, Dubbel under-surface (1) ; add $408
- **PMD1** - Pattern module, Dean in-surface (1) ; add $491
- **PMO1** - Pattern module, Node in-surface (1) ; add $384
- **PS1GA1** - Pattern black snap-in RPT (1) & grommet, Nacre (1); add $276
- **PS2GA1** - Pattern black snap-in RPTs (2) & grommet, Nacre (1); add $443
- **PS1MB1GA1** - Pattern black snap-in RPT (1), Pattern Dubbel under-surface (1) & grommet, Nacre (1); add $683
- **PS2MB1GA1** - Pattern black snap-in RPT's (2), Pattern Dubbel under-surface (1) & grommet, Nacre (1); add $768

Ⓓ Select modesty panel.
- **NMP** - No modesty panel
- **PMP** - Polyester felt modesty panel; add $182

Ⓔ Select edge color.
Refer to the **Product Color Options** page in this price list.
Edge color offerings are based on edge style selections.

Ⓕ Select surface finish.
Refer to the **Product Color Options** page in this price list.

Ⓖ Select leg finish.
Refer to the **Product Color Options** page in this price list.

Ⓗ Select module color.
Refer to the **Product Color Options** page in this price list.

Ⓘ Select grommet color.
Refer to the **Product Color Options** page in this price list.

Ⓙ Select modesty panel color (only if polyester felt panel is chosen).
Refer to the **Product Color Options** page in this price list.

Ⓚ Select base.
- **CST** - Casters
- **GLD** - Glides

Casters=2 locking/2 non-locking, black wheel, silver hub

FINISH INFORMATION

Additional Laminate Offering

Additional laminates beyond KI standard offering, are available with two weeks extended leadtime. To specify additional laminates, use these designators followed by the supplier's color/pattern code:

Formica - LF/supplier's color pattern code
Nevamar - LN/supplier's color pattern code
Wilsonart - LW/supplier's color pattern code

KI's standard laminate finish is the supplier's recommended finish for that color/pattern.
Note: Nonstandard laminates from these suppliers (example: textured laminates) require a Product Modification Request. Contact customer service for details.

Color Match

KI offers the additional option of color matching paint, polypropylene, or wood stain through Product Modification Requests. Contact customer service for details.

INFORMATION

Contact KI Customer Service for specific models that are UL listed.

SPECIAL SERVICES

Special Carton Marking

With specially marked information	N/C

Shipping

Ships **knocked down, FOB Bonduel, WI 54107, freight prepaid.** Freight class 125.

Specifications and prices are subject to change without prior notice.

Pillar™ Tables

Rectangular - 29" High w/Single Circuit Electrical

Pillar™ Tables

Rectangular - 29" High w/Single Circuit Electrical

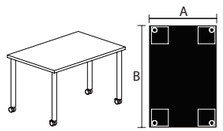

PLPRT

Rectangle Table w/Single Circuit-36"D

- One module/grommet for table lengths of 42"-72"
- Two modules/grommets for table lengths of 84" and 96"
- A trough, velcro wire managers, gangers and all electrical accessories (excluding infeed kits and table-to-table jumpers) are included
- Infeed kits and table-to-table jumpers ordered separately
- Tables are designed for maximum leg spacing
- Glides and casters are not interchangeable without changing the height of the table
- Fixed base at 29" high

	Features	A x B	MODEL NUMBER Basic Model	Edge Style	Power Option	Modesty Panel	Edge Color	Surface Finish	Leg Finish	Module Color	Grommet Color	Polyester Modesty Panel Color	Base	Approx. Packaged Weight	74P Edge (74P)
		36 x 42"	PLPRT3642	□□□	□□□	□□□	□□□	□□□	□□	□□□□	□□□□	□□□□	□□	92.1#	$ 878
		36 x 48"	PLPRT3648	□□□	□□□	□□□	□□□	□□□	□□	□□□□	□□□□	□□□□	□□	100.0#	883
		36 x 54"	PLPRT3654	□□□	□□□	□□□	□□□	□□□	□□	□□□□	□□□□	□□□□	□□	107.9#	1016
		36 x 60"	PLPRT3660	□□□	□□□	□□□	□□□	□□□	□□	□□□□	□□□□	□□□□	□□	115.8#	1016
		36 x 66"	PLPRT3666	□□□	□□□	□□□	□□□	□□□	□□	□□□□	□□□□	□□□□	□□	131.1#	1057
		36 x 72"	PLPRT3672	□□□	□□□	□□□	□□□	□□□	□□	□□□□	□□□□	□□□□	□□	139.0#	1057
PLPRT	6 Legs	36 x 84"	PLPRT3684	□□□	□□□	NMP	□□□	□□□	□□	□□□□	□□□□		□□	156.3#	1484
Rectangle Table w/Single Circuit-36"D	6 Legs	36 x 96"	PLPRT3696	□□□	□□□	NMP	□□□	□□□	□□	□□□□	□□□□		□□	172.0#	1484
				Ⓑ	Ⓒ	Ⓓ	Ⓔ	Ⓕ	Ⓖ	Ⓗ	Ⓘ	Ⓙ	Ⓚ		

HOW TO ORDER

Indicate the following information on order form:
1. Quantity of each item.
2. Model number, including options. See "How To Build a Model Number".
3. Any special service required.

Note: • The □ indicates that a choice is required.
- The absence of the □ indicates that no choice is required.
- Alpha-numeric characters in place of □ indicate that no other alternatives are available.

HOW TO BUILD A MODEL NUMBER

Ⓐ Select basic model.

Ⓑ Select edge style.

74P	- 74P edge

Ⓒ Select power option.

PMA1	- Pattern module, Nacre in-surface (1) ; add $695
PMB1	- Pattern module, Dubbel under-surface (1) ; add $443
PMD1	- Pattern module, Dean in-surface (1) ; add $528
PMO1	- Pattern module, Node in-surface (1) ; add $414
PMA2	- Pattern modules, Nacre in-surface (2) ; add $1260
PMB2	- Pattern modules, Dubbel under-surface (2) ; add $815
PMD2	- Pattern modules, Dean in-surface (2) ; add $983
PMO2	- Pattern modules, Node in-surface (2) ; add $768
PS1GA1	- Pattern black snap-in RPT (1) & grommet, Nacre (1); add $276
PS2GA1	- Pattern black snap-in RPTs (2) & grommet, Nacre (1); add $443
PS1MB1GA1	- Pattern black snap-in RPT (1), Pattern Dubbel under-surface (1) & grommet, Nacre (1); add $683
PS2MB1GA1	- Pattern black snap-in RPT's (2), Pattern Dubbel under-surface (1) & grommet, Nacre (1); add $768

Ⓓ Select modesty panel.

NMP	- No modesty panel
PMP	- Polyester felt modesty panel; add $182

Ⓔ Select edge color.
Refer to the **Product Color Options** page in this price list.
Edge color offerings are based on edge style selections.

Ⓕ Select surface finish.
Refer to the **Product Color Options** page in this price list.

Ⓖ Select leg finish.
Refer to the **Product Color Options** page in this price list.

Ⓗ Select module color.
Refer to the **Product Color Options** page in this price list.

Ⓘ Select grommet color.
Refer to the **Product Color Options** page in this price list.

Ⓙ Select modesty panel color (only if polyester felt panel is chosen).
Refer to the **Product Color Options** page in this price list.

Ⓚ Select base.

CST	- Casters
GLD	- Glides

Casters=2 locking/2 non-locking, black wheel, silver hub

FINISH INFORMATION

Additional Laminate Offering

Additional laminates beyond KI standard offering, are available with two weeks extended leadtime. To specify additional laminates, use these designators followed by the supplier's color/pattern code:

Formica - LF/supplier's color pattern code
Nevamar - LN/supplier's color pattern code
Wilsonart - LW/supplier's color pattern code

KI's standard laminate finish is the supplier's recommended finish for that color/pattern.
Note: Nonstandard laminates from these suppliers (example: textured laminates) require a Product Modification Request. Contact customer service for details.

Color Match

KI offers the additional option of color matching paint, polypropylene, or wood stain through Product Modification Requests. Contact customer service for details.

INFORMATION

Contact KI Customer Service for specific models that are UL listed.

SPECIAL SERVICES

Special Carton Marking

With specially marked information	N/C

Shipping

Ships **knocked down, FOB Bonduel, WI 54107, freight prepaid.** Freight class 125.

Specifications and prices are subject to change without prior notice.

Pillar™ Tables

Large Rectangular - 29” High w/Single Circuit Electrical

Pillar™ Tables

Large Rectangular - 29” High w/Single Circuit Electrical

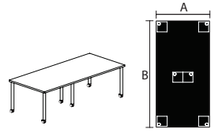

PLPLT

Rectangle Table w/Single Circuit-42”D

- Two modules/grommets per table unit
- A trough, velcro wire managers, gangers and all electrical accessories (excluding infeed kits and table-to-table jumpers) are included
- Infeed kits and table-to-table jumpers ordered separately
- Tables are designed for maximum leg spacing
- Glides and casters are not interchangeable without changing the height of the table
- Fixed base at 29” high

	Features	A x B	MODEL NUMBER Basic Model Ⓐ	Edge Style Ⓑ	Power Option Ⓒ	Modesty Panel Ⓓ	Edge Color Ⓔ	Surface Finish Ⓕ	Leg Finish Ⓖ	Module Color Ⓗ	Base Ⓘ	Approx. Packaged Weight	74P Edge (74P)
	6 Legs	42 x 72”	PLPLT4272	□□□	□□□	NMP	□□□	□□□	□□	□□□□	□□	165.3#	$ 1329
	6 Legs	42 x 84”	PLPLT4284	□□□	□□□	NMP	□□□	□□□	□□	□□□□	□□	165.3#	1619
	6 Legs	42 x 96”	PLPLT4296	□□□	□□□	NMP	□□□	□□□	□□	□□□□	□□	165.3#	1619

HOW TO ORDER

Indicate the following information on order form:
1. Quantity of each item.
2. Model number, including options. See “How To Build a Model Number”.
3. Any special service required.

Note: • The □ indicates that a choice is required.
- The absence of the □ indicates that no choice is required.
- Alpha-numeric characters in place of □ indicate that no other alternatives are available.

HOW TO BUILD A MODEL NUMBER

Ⓐ Select basic model.

Ⓑ Select edge style.

74P	- 74P edge

Ⓒ Select power option.

PMA2	- Pattern modules, Nacre in-surface (2) ; add $1260
PMB2	- Pattern modules, Dubbel under-surface (2) ; add $815
PMD2	- Pattern modules, Dean in-surface (2) ; add $983
PMO2	- Pattern modules, Node in-surface (2) ; add $768

Ⓓ Select modesty panel.

NMP	- No modesty panel

Ⓔ Select edge color.
Refer to the **Product Color Options** page in this price list.
Edge color offerings are based on edge style selections.

Ⓕ Select surface finish.
Refer to the **Product Color Options** page in this price list.

Ⓖ Select leg finish.
Refer to the **Product Color Options** page in this price list.

Ⓗ Select module color.
Refer to the **Product Color Options** page in this price list.

Ⓘ Select base.

CST	- Casters
GLD	- Glides

Casters=2 locking/2 non-locking, black wheel, silver hub

FINISH INFORMATION

Additional Laminate Offering

Additional laminates beyond KI standard offering, are available with two weeks extended leadtime. To specify additional laminates, use these designators followed by the supplier’s color/pattern code:

Formica - LF/supplier’s color pattern code
Nevamar - LN/supplier’s color pattern code
Wilsonart - LW/supplier’s color pattern code

KI’s standard laminate finish is the supplier’s recommended finish for that color/pattern.
Note: Nonstandard laminates from these suppliers (example: textured laminates) require a Product Modification Request. Contact customer service for details.

Color Match

KI offers the additional option of color matching paint, polypropylene, or wood stain through Product Modification Requests. Contact customer service for details.

INFORMATION

Contact KI Customer Service for specific models that are UL listed.

SPECIAL SERVICES

Special Carton Marking

With specially marked information	N/C

Shipping

Ships **knocked down, FOB Bonduel, WI 54107, freight prepaid.** Freight class 125.

Specifications and prices are subject to change without prior notice.

Pillar™ Tables

Large Rectangular - 29" High w/Single Circuit Electrical

Pillar™ Tables

Large Rectangular - 29" High w/Single Circuit Electrical

	Features	A x B	MODEL NUMBER Basic Model	Edge Style	Power Option	Modesty Panel	Edge Color	Surface Finish	Leg Finish	Module Color	Base	Approx. Packaged Weight	74P Edge (74P)
	6 Legs	48 x 72"	PLPLT4872	□□□	□□□	NMP	□□□	□□□	□□	□□□□	□□	165.3#	$ 1329
PLPLT	6 Legs	48 x 84"	PLPLT4884	□□□	□□□	NMP	□□□	□□□	□□	□□□□	□□	165.3#	1619
Rectangle Table w/Single Circuit-48"D	6 Legs	48 x 96"	PLPLT4896	□□□	□□□	NMP	□□□	□□□	□□	□□□□	□□	165.3#	1694
			Ⓐ	Ⓑ	Ⓒ	Ⓓ	Ⓔ	Ⓕ	Ⓖ	Ⓗ	Ⓘ		

- Two modules/grommets per table unit
- A trough, velcro wire managers, gangers and all electrical accessories (excluding infeed kits and table-to-table jumpers) are included
- Infeed kits and table-to-table jumpers ordered separately
- Tables are designed for maximum leg spacing
- Glides and casters are not interchangeable without changing the height of the table
- Fixed base at 29" high

HOW TO ORDER

Indicate the following information on order form:
1. Quantity of each item.
2. Model number, including options. See "How To Build a Model Number".
3. Any special service required.

Note: • The □ indicates that a choice is required.
- The absence of the □ indicates that no choice is required.
- Alpha-numeric characters in place of □ indicate that no other alternatives are available.

HOW TO BUILD A MODEL NUMBER

Ⓐ Select basic model.

Ⓑ Select edge style.
- **74P** - 74P edge

Ⓒ Select power option.
- **PMA2** - Pattern modules, Nacre in-surface (2) ; add $1260
- **PMB2** - Pattern modules, Dubbel under-surface (2) ; add $815
- **PMD2** - Pattern modules, Dean in-surface (2) ; add $983
- **PMO2** - Pattern modules, Node in-surface (2) ; add $768

Ⓓ Select modesty panel.
- **NMP** - No modesty panel

Ⓔ Select edge color.
Refer to the **Product Color Options** page in this price list.
Edge color offerings are based on edge style selections.

Ⓕ Select surface finish.
Refer to the **Product Color Options** page in this price list.

Ⓖ Select leg finish.
Refer to the **Product Color Options** page in this price list.

Ⓗ Select module color.
Refer to the **Product Color Options** page in this price list.

Ⓘ Select base.
- **CST** - Casters
- **GLD** - Glides

Casters=2 locking/2 non-locking, black wheel, silver hub

FINISH INFORMATION

Additional Laminate Offering

Additional laminates beyond KI standard offering, are available with two weeks extended leadtime. To specify additional laminates, use these designators followed by the supplier's color/pattern code:

Formica - LF/supplier's color pattern code
Nevamar - LN/supplier's color pattern code
Wilsonart - LW/supplier's color pattern code

KI's standard laminate finish is the supplier's recommended finish for that color/pattern.
Note: Nonstandard laminates from these suppliers (example: textured laminates) require a Product Modification Request. Contact customer service for details.

Color Match

KI offers the additional option of color matching paint, polypropylene, or wood stain through Product Modification Requests. Contact customer service for details.

INFORMATION

Contact KI Customer Service for specific models that are UL listed.

SPECIAL SERVICES

Special Carton Marking

With specially marked information	N/C

Shipping

Ships **knocked down, FOB Bonduel, WI 54107, freight prepaid.** Freight class 125.

Specifications and prices are subject to change without prior notice.

Pillar™ Tables

Rectangular - 36" High w/Single Circuit Electrical

Pillar™ Tables

Rectangular - 36" High w/Single Circuit Electrical

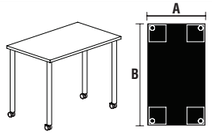

PLPRT

Rectangle Table w/Single Circuit-24"D

- One module/grommet per table unit
- A trough, velcro wire managers, gangers and all electrical accessories (excluding infeed kits and table-to-table jumpers) are included
- Infeed kits and table-to-table jumpers ordered separately
- Tables are designed for maximum leg spacing
- Glides and casters are not interchangeable without changing the height of the table
- Fixed base at 36" high

	MODEL NUMBER												
A x B	Basic Model	Edge Style	Power Option	Modesty Panel	Edge Color	Surface Finish	Leg Finish	Module Color	Grommet Color	Polyester Modesty Panel Color	Base	Approx. Packaged Weight	74P Edge (74P)
24 x 36"	PLPRT2436H36	□□□	□□□	□□□	□□□	□□□	□□	□□□□	□□□	□□□□	□□	77.5#	$ 738
24 x 42"	PLPRT2442H36	□□□	□□□	□□□	□□□	□□□	□□	□□□□	□□□	□□□□	□□	82.8#	757
24 x 48"	PLPRT2448H36	□□□	□□□	□□□	□□□	□□□	□□	□□□□	□□□	□□□□	□□	88.0#	769
24 x 54"	PLPRT2454H36	□□□	□□□	□□□	□□□	□□□	□□	□□□□	□□□	□□□□	□□	93.3#	814
24 x 60"	PLPRT2460H36	□□□	□□□	□□□	□□□	□□□	□□	□□□□	□□□	□□□□	□□	98.5#	826
24 x 66"	PLPRT2466H36	□□□	□□□	□□□	□□□	□□□	□□	□□□□	□□□	□□□□	□□	107.5#	878
24 x 72"	PLPRT2472H36	□□□	□□□	□□□	□□□	□□□	□□	□□□□	□□□	□□□□	□□	112.8#	878
30 x 36"	PLPRT3036H36	□□□	□□□	□□□	□□□	□□□	□□	□□□□	□□□	□□□□	□□	76.4#	$ 793
30 x 42"	PLPRT3042H36	□□□	□□□	□□□	□□□	□□□	□□	□□□□	□□□	□□□□	□□	82.9#	832
30 x 48"	PLPRT3048H36	□□□	□□□	□□□	□□□	□□□	□□	□□□□	□□□	□□□□	□□	89.5#	832
30 x 54"	PLPRT3054H36	□□□	□□□	□□□	□□□	□□□	□□	□□□□	□□□	□□□□	□□	96.1#	875
30 x 60"	PLPRT3060H36	□□□	□□□	□□□	□□□	□□□	□□	□□□□	□□□	□□□□	□□	102.6#	887
30 x 66"	PLPRT3066H36	□□□	□□□	□□□	□□□	□□□	□□	□□□□	□□□	□□□□	□□	112.9#	932
30 x 72"	PLPRT3072H36	□□□	□□□	□□□	□□□	□□□	□□	□□□□	□□□	□□□□	□□	119.5#	932
	Ⓐ	Ⓑ	Ⓒ	Ⓓ	Ⓔ	Ⓕ	Ⓖ	Ⓗ	Ⓘ	Ⓙ	Ⓚ		

HOW TO ORDER

Indicate the following information on order form:
1. Quantity of each item.
2. Model number, including options. See "How To Build a Model Number".
3. Any special service required.

Note: • The □ indicates that a choice is required.
- The absence of the □ indicates that no choice is required.
- Alpha-numeric characters in place of □ indicate that no other alternatives are available.

HOW TO BUILD A MODEL NUMBER

Ⓐ Select basic model.

Ⓑ Select edge style.
- **74P** - 74P edge

Ⓒ Select power option.
- **PMA1** - Pattern module, Nacre in-surface (1) ; add $695
- **PMB1** - Pattern module, Dubbel under-surface (1) ; add $443
- **PMD1** - Pattern module, Dean in-surface (1) ; add $528
- **PMO1** - Pattern module, Node in-surface (1) ; add $414
- **PS1GA1** - Pattern black snap-in RPT (1) & grommet, Nacre (1); add $276
- **PS2GA1** - Pattern black snap-in RPTs (2) & grommet, Nacre (1); add $443
- **PS1MB1GA1** - Pattern black snap-in RPT (1), Pattern Dubbel under-surface (1) & grommet, Nacre (1); add $683
- **PS2MB1GA1** - Pattern black snap-in RPT's (2), Pattern Dubbel under-surface (1) & grommet, Nacre (1); add $768

Ⓓ Select modesty panel.
- **NMP** - No modesty panel
- **PMP** - Polyester felt modesty panel; add $265

Ⓔ Select edge color.
Refer to the **Product Color Options** page in this price list.
Edge color offerings are based on edge style selections.

Ⓕ Select surface finish.
Refer to the **Product Color Options** page in this price list.

Ⓖ Select leg finish.
Refer to the **Product Color Options** page in this price list.

Ⓗ Select module color.
Refer to the **Product Color Options** page in this price list.

Ⓘ Select grommet color.
Refer to the **Product Color Options** page in this price list.

Ⓙ Select modesty panel color (only if polyester felt panel is chosen).
Refer to the **Product Color Options** page in this price list.

Ⓚ Select base.
- **CST** - Casters
- **GLD** - Glides

Casters=2 locking/2 non-locking, black wheel, silver hub

FINISH INFORMATION

Additional Laminate Offering

Additional laminates beyond KI standard offering, are available with two weeks extended leadtime. To specify additional laminates, use these designators followed by the supplier's color/pattern code:

Formica - LF/supplier's color pattern code
Nevamar - LN/supplier's color pattern code
Wilsonart - LW/supplier's color pattern code

KI's standard laminate finish is the supplier's recommended finish for that color/pattern.
Note: Nonstandard laminates from these suppliers (example: textured laminates) require a Product Modification Request. Contact customer service for details.

Color Match

KI offers the additional option of color matching paint, polypropylene, or wood stain through Product Modification Requests. Contact customer service for details.

INFORMATION

Contact KI Customer Service for specific models that are UL listed.

SPECIAL SERVICES

Special Carton Marking

With specially marked information	N/C

Shipping

Ships **knocked down, FOB Bonduel, WI 54107, freight prepaid.** Freight class 125.

Specifications and prices are subject to change without prior notice.

Pillar™ Tables

Rectangular - 36" High w/Single Circuit Electrical

Pillar™ Tables

Rectangular - 36" High w/Single Circuit Electrical

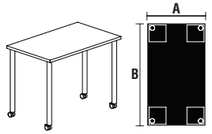

PLPRT

Rectangle Table w/Single Circuit-36"D

- One module/grommet for table lengths of 42"-72"
- Two modules/grommets for table lengths of 84" and 96"
- A trough, velcro wire managers, gangers and all electrical accessories (excluding infeed kits and table-to-table jumpers) are included
- Infeed kits and table-to-table jumpers ordered separately
- Tables are designed for maximum leg spacing
- Glides and casters are not interchangeable without changing the height of the table
- Fixed base at 36" high

	Features	A x B	MODEL NUMBER Basic Model	Edge Style	Power Option	Modesty Panel	Edge Color	Surface Finish	Leg Finish	Module Color	Grommet Color	Polyester Modesty Panel Color	Base	Approx. Packaged Weight	74P Edge (74P)
		36 x 42"	PLPRT3642H36	□□□	□□□	□□□	□□	□□□	□□	□□□□	□□□□	□□□□	□□	92.1#	$ 906
		36 x 48"	PLPRT3648H36	□□□	□□□	□□□	□□	□□□	□□	□□□□	□□□□	□□□□	□□	100.0#	913
		36 x 54"	PLPRT3654H36	□□□	□□□	□□□	□□	□□□	□□	□□□□	□□□□	□□□□	□□	107.9#	1045
		36 x 60"	PLPRT3660H36	□□□	□□□	□□□	□□	□□□	□□	□□□□	□□□□	□□□□	□□	115.8#	1045
		36 x 66"	PLPRT3666H36	□□□	□□□	□□□	□□	□□□	□□	□□□□	□□□□	□□□□	□□	131.1#	1086
		36 x 72"	PLPRT3672H36	□□□	□□□	□□□	□□	□□□	□□	□□□□	□□□□	□□□□	□□	139.0#	1086
PLPRT	6 Legs	36 x 84"	PLPRT3684H36	□□□	□□□	NMP	□□	□□□	□□	□□□□	□□□□		□□	156.3#	1521
Rectangle Table w/Single Circuit-36"D	6 Legs	36 x 96"	PLPRT3696H36	□□□	□□□	NMP	□□	□□□	□□	□□□□	□□□□		□□	172.0#	1521
				Ⓐ	Ⓑ	Ⓒ	Ⓓ	Ⓔ	Ⓕ	Ⓖ	Ⓗ	Ⓘ	Ⓙ	Ⓚ	

HOW TO ORDER

Indicate the following information on order form:
1. Quantity of each item.
2. Model number, including options. See "How To Build a Model Number".
3. Any special service required.

Note: • The □ indicates that a choice is required.
- The absence of the □ indicates that no choice is required.
- Alpha-numeric characters in place of □ indicate that no other alternatives are available.

HOW TO BUILD A MODEL NUMBER

Ⓐ Select basic model.

Ⓑ Select edge style.

74P	- 74P edge

Ⓒ Select power option.

PMA1	- Pattern module, Nacre in-surface (1) ; add $695
PMB1	- Pattern module, Dubbel under-surface (1) ; add $443
PMD1	- Pattern module, Dean in-surface (1) ; add $528
PMO1	- Pattern module, Node in-surface (1) ; add $414
PMA2	- Pattern modules, Nacre in-surface (2) ; add $1260
PMB2	- Pattern modules, Dubbel under-surface (2) ; add $815
PMD2	- Pattern modules, Dean in-surface (2) ; add $983
PMO2	- Pattern modules, Node in-surface (2) ; add $768
PS1GA1	- Pattern black snap-in RPT (1) & grommet, Nacre (1); add $276
PS2GA1	- Pattern black snap-in RPTs (2) & grommet, Nacre (1); add $443
PS1MB1GA1	- Pattern black snap-in RPT (1), Pattern Dubbel under-surface (1) & grommet, Nacre (1); add $683
PS2MB1GA1	- Pattern black snap-in RPT's (2), Pattern Dubbel under-surface (1) & grommet, Nacre (1); add $768

Ⓓ Select modesty panel.

NMP	- No modesty panel
PMP	- Polyester felt modesty panel; add $265

Ⓔ Select edge color.
Refer to the **Product Color Options** page in this price list.
Edge color offerings are based on edge style selections.

Ⓕ Select surface finish.
Refer to the **Product Color Options** page in this price list.

Ⓖ Select leg finish.
Refer to the **Product Color Options** page in this price list.

Ⓗ Select module color.
Refer to the **Product Color Options** page in this price list.

Ⓘ Select grommet color.
Refer to the **Product Color Options** page in this price list.

Ⓙ Select modesty panel color (only if polyester felt panel is chosen).
Refer to the **Product Color Options** page in this price list.

Ⓚ Select base.

CST	- Casters
GLD	- Glides

Casters=2 locking/2 non-locking, black wheel, silver hub

FINISH INFORMATION

Additional Laminate Offering

Additional laminates beyond KI standard offering, are available with two weeks extended leadtime. To specify additional laminates, use these designators followed by the supplier's color/pattern code:

Formica - LF/supplier's color pattern code
Nevamar - LN/supplier's color pattern code
Wilsonart - LW/supplier's color pattern code

KI's standard laminate finish is the supplier's recommended finish for that color/pattern.
Note: Nonstandard laminates from these suppliers (example: textured laminates) require a Product Modification Request. Contact customer service for details.

Color Match

KI offers the additional option of color matching paint, polypropylene, or wood stain through Product Modification Requests. Contact customer service for details.

INFORMATION

Contact KI Customer Service for specific models that are UL listed.

SPECIAL SERVICES

Special Carton Marking

With specially marked information	N/C

Shipping

Ships **knocked down, FOB Bonduel, WI 54107, freight prepaid.** Freight class 125.

Specifications and prices are subject to change without prior notice.

Pillar™ Tables

Rectangular - 42" High w/Single Circuit Electrical

Pillar™ Tables

Rectangular - 42" High w/Single Circuit Electrical

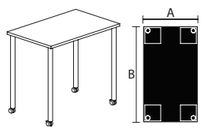

PLPRT

PLRT

Rectangle Table w/Single Circuit-24"D

- One module/grommet per table unit
- A trough, velcro wire managers, gangers and all electrical accessories (excluding infeed kits and table-to-table jumpers) are included
- Infeed kits and table-to-table jumpers ordered separately
- Tables are designed for maximum leg spacing
- Glides and casters are not interchangeable without changing the height of the table
- Fixed base at 42" high

	MODEL NUMBER												
A x B	Basic Model	Edge Style	Power Option	Modesty Panel	Edge Color	Surface Finish	Leg Finish	Module Color	Grommet Color	Polyester Modesty Panel Color	Base	Approx. Packaged Weight	74P Edge (74P)
24 x 36"	PLPRT2436H42	□□□	□□□	□□□	□□□	□□□	□□	□□□□	□□□	□□□□	□□	77.5#	$ 769
24 x 42"	PLPRT2442H42	□□□	□□□	□□□	□□□	□□□	□□	□□□□	□□□	□□□□	□□	82.8#	787
24 x 48"	PLPRT2448H42	□□□	□□□	□□□	□□□	□□□	□□	□□□□	□□□	□□□□	□□	88.0#	801
24 x 54"	PLPRT2454H42	□□□	□□□	□□□	□□□	□□□	□□	□□□□	□□□	□□□□	□□	93.3#	844
24 x 60"	PLPRT2460H42	□□□	□□□	□□□	□□□	□□□	□□	□□□□	□□□	□□□□	□□	98.5#	855
24 x 66"	PLPRT2466H42	□□□	□□□	□□□	□□□	□□□	□□	□□□□	□□□	□□□□	□□	107.5#	908
24 x 72"	PLPRT2472H42	□□□	□□□	□□□	□□□	□□□	□□	□□□□	□□□	□□□□	□□	112.8#	908
30 x 36"	PLPRT3036H42	□□□	□□□	□□□	□□□	□□□	□□	□□□□	□□□	□□□□	□□	85.4#	$ 824
30 x 42"	PLPRT3042H42	□□□	□□□	□□□	□□□	□□□	□□	□□□□	□□□	□□□□	□□	91.9#	861
30 x 48"	PLPRT3048H42	□□□	□□□	□□□	□□□	□□□	□□	□□□□	□□□	□□□□	□□	98.5#	861
30 x 54"	PLPRT3054H42	□□□	□□□	□□□	□□□	□□□	□□	□□□□	□□□	□□□□	□□	105.1#	906
30 x 60"	PLPRT3060H42	□□□	□□□	□□□	□□□	□□□	□□	□□□□	□□□	□□□□	□□	111.6#	920
30 x 66"	PLPRT3066H42	□□□	□□□	□□□	□□□	□□□	□□	□□□□	□□□	□□□□	□□	121.9#	965
30 x 72"	PLPRT3072H42	□□□	□□□	□□□	□□□	□□□	□□	□□□□	□□□	□□□□	□□	128.5#	965
	Ⓐ	Ⓑ	Ⓒ	Ⓓ	Ⓔ	Ⓕ	Ⓖ	Ⓗ	Ⓘ	Ⓙ	Ⓚ		

HOW TO ORDER

Indicate the following information on order form:
1. Quantity of each item.
2. Model number, including options. See "How To Build a Model Number".
3. Any special service required.

Note: • The □ indicates that a choice is required.
- The absence of the □ indicates that no choice is required.
- Alpha-numeric characters in place of □ indicate that no other alternatives are available.

HOW TO BUILD A MODEL NUMBER

Ⓐ Select basic model.

Ⓑ Select edge style.
- **74P** - 74P edge

Ⓒ Select power option.
- **PMA1** - Pattern module, Nacre in-surface (1) ; add $660
- **PMB1** - Pattern module, Dubbel under-surface (1) ; add $408
- **PMD1** - Pattern module, Dean in-surface (1) ; add $491
- **PMO1** - Pattern module, Node in-surface (1) ; add $384
- **PS1GA1** - Pattern black snap-in RPT (1) & grommet, Nacre (1); add $276
- **PS2GA1** - Pattern black snap-in RPTs (2) & grommet, Nacre (1); add $443
- **PS1MB1GA1** - Pattern black snap-in RPT (1), Pattern Dubbel under-surface (1) & grommet, Nacre (1); add $683
- **PS2MB1GA1** - Pattern black snap-in RPT's (2), Pattern Dubbel under-surface (1) & grommet, Nacre (1); add $768

Ⓓ Select modesty panel.
- **NMP** - No modesty panel
- **PMP** - Polyester felt modesty panel; add $265

Ⓔ Select edge color.
Refer to the **Product Color Options** page in this price list.
Edge color offerings are based on edge style selections.

Ⓕ Select surface finish.
Refer to the **Product Color Options** page in this price list.

Ⓖ Select leg finish.
Refer to the **Product Color Options** page in this price list.

Ⓗ Select module color.
Refer to the **Product Color Options** page in this price list.

Ⓘ Select grommet color.
Refer to the **Product Color Options** page in this price list.

Ⓙ Select modesty panel color (only if polyester felt panel is chosen).
Refer to the **Product Color Options** page in this price list.

Ⓚ Select base.
- **CST** - Casters
- **GLD** - Glides

Casters=2 locking/2 non-locking, black wheel, silver hub

FINISH INFORMATION

Additional Laminate Offering

Additional laminates beyond KI standard offering, are available with two weeks extended leadtime. To specify additional laminates, use these designators followed by the supplier's color/pattern code:

Formica - LF/supplier's color pattern code
Nevamar - LN/supplier's color pattern code
Wilsonart - LW/supplier's color pattern code

KI's standard laminate finish is the supplier's recommended finish for that color/pattern.
Note: Nonstandard laminates from these suppliers (example: textured laminates) require a Product Modification Request. Contact customer service for details.

Color Match

KI offers the additional option of color matching paint, polypropylene, or wood stain through Product Modification Requests. Contact customer service for details.

INFORMATION

Contact KI Customer Service for specific models that are UL listed.

SPECIAL SERVICES

Special Carton Marking

With specially marked information	N/C

Shipping

Ships **knocked down, FOB Bonduel, WI 54107, freight prepaid.** Freight class 125.

Specifications and prices are subject to change without prior notice.

Pillar™ Tables

Rectangular - 42” High w/Single Circuit Electrical

KI

Pillar™ Tables

Rectangular - 42” High w/Single Circuit Electrical

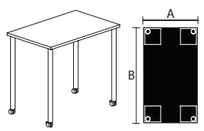

PLPRT

Rectangle Table w/Single Circuit-36”D

- One module/grommet for table lengths of 42”-72”
- Two modules/grommets for table lengths of 84” and 96”
- A trough, velcro wire managers, gangers and all electrical accessories (excluding infeed kits and table-to-table jumpers) are included
- Infeed kits and table-to-table jumpers ordered separately
- Tables are designed for maximum leg spacing
- Glides and casters are not interchangeable without changing the height of the table
- Fixed base at 42” high

	Features	A x B	MODEL NUMBER Basic Model	Edge Style	Power Option	Modesty Panel	Edge Color	Surface Finish	Leg Finish	Module Color	Grommet Color	Polyester Modesty Panel Color	Base	Approx. Packaged Weight	74P Edge (74P)
		36 x 42”	PLPRT3642H42	□□□	□□□	□□□	□□	□□□	□□	□□□□	□□□□	□□□□	□□	101.1#	$ 937
		36 x 48”	PLPRT3648H42	□□□	□□□	□□□	□□	□□□	□□	□□□□	□□□□	□□□□	□□	109.0#	944
		36 x 54”	PLPRT3654H42	□□□	□□□	□□□	□□	□□□	□□	□□□□	□□□□	□□□□	□□	116.9#	1076
		36 x 60”	PLPRT3660H42	□□□	□□□	□□□	□□	□□□	□□	□□□□	□□□□	□□□□	□□	124.8#	1076
		36 x 66”	PLPRT3666H42	□□□	□□□	□□□	□□	□□□	□□	□□□□	□□□□	□□□□	□□	140.1#	1115
		36 x 72”	PLPRT3672H42	□□□	□□□	□□□	□□	□□□	□□	□□□□	□□□□	□□□□	□□	148.0#	1115
PLPRT	6 Legs	36 x 84”	PLPRT3684H42	□□□	□□□	NMP	□□	□□□	□□	□□□□	□□□□		□□	165.3#	1561
Rectangle Table w/Single Circuit-36”D	6 Legs	36 x 96”	PLPRT3696H42	□□□	□□□	NMP	□□	□□□	□□	□□□□	□□□□		□□	181.0#	1561
				Ⓐ	Ⓑ	Ⓒ	Ⓓ	Ⓔ	Ⓕ	Ⓖ	Ⓗ	Ⓘ	Ⓙ	Ⓚ	

HOW TO ORDER

Indicate the following information on order form:
1. Quantity of each item.
2. Model number, including options. See “How To Build a Model Number”.
3. Any special service required.

Note: • The □ indicates that a choice is required.
- The absence of the □ indicates that no choice is required.
- Alpha-numeric characters in place of □ indicate that no other alternatives are available.

HOW TO BUILD A MODEL NUMBER

Ⓐ Select basic model.

Ⓑ Select edge style.

74P	- 74P edge

Ⓒ Select power option.

PMA1	- Pattern module, Nacre in-surface (1) ; add $660
PMB1	- Pattern module, Dubbel under-surface (1) ; add $408
PMD1	- Pattern module, Dean in-surface (1) ; add $491
PMO1	- Pattern module, Node in-surface (1) ; add $384
PMA2	- Pattern modules, Nacre in-surface (2) ; add $1260
PMB2	- Pattern modules, Dubbel under-surface (2) ; add $815
PMD2	- Pattern modules, Dean in-surface (2) ; add $983
PMO2	- Pattern modules, Node in-surface (2) ; add $768
PS1GA1	- Pattern black snap-in RPT (1) & grommet, Nacre (1); add $276
PS2GA1	- Pattern black snap-in RPTs (2) & grommet, Nacre (1); add $443
PS1MB1GA1	- Pattern black snap-in RPT (1), Pattern Dubbel under-surface (1) & grommet, Nacre (1); add $683
PS2MB1GA1	- Pattern black snap-in RPT’s (2), Pattern Dubbel under-surface (1) & grommet, Nacre (1); add $768

Ⓓ Select modesty panel.

NMP	- No modesty panel
PMP	- Polyester felt modesty panel; add $265

Ⓔ Select edge color.
Refer to the **Product Color Options** page in this price list.
Edge color offerings are based on edge style selections.

Ⓕ Select surface finish.
Refer to the **Product Color Options** page in this price list.

Ⓖ Select leg finish.
Refer to the **Product Color Options** page in this price list.

Ⓗ Select module color.
Refer to the **Product Color Options** page in this price list.

Ⓘ Select grommet color.
Refer to the **Product Color Options** page in this price list.

Ⓙ Select modesty panel color (only if polyester felt panel is chosen).
Refer to the **Product Color Options** page in this price list.

Ⓚ Select base.

CST	- Casters
GLD	- Glides

Casters=2 locking/2 non-locking, black wheel, silver hub

FINISH INFORMATION

Additional Laminate Offering

Additional laminates beyond KI standard offering, are available with two weeks extended leadtime. To specify additional laminates, use these designators followed by the supplier’s color/pattern code:

Formica - LF/supplier’s color pattern code
Nevamar - LN/supplier’s color pattern code
Wilsonart - LW/supplier’s color pattern code

KI’s standard laminate finish is the supplier’s recommended finish for that color/pattern.
Note: Nonstandard laminates from these suppliers (example: textured laminates) require a Product Modification Request. Contact customer service for details.

Color Match

KI offers the additional option of color matching paint, polypropylene, or wood stain through Product Modification Requests. Contact customer service for details.

INFORMATION

Contact KI Customer Service for specific models that are UL listed.

SPECIAL SERVICES

Special Carton Marking

With specially marked information	N/C

Shipping

Ships **knocked down, FOB Bonduel, WI 54107, freight prepaid.** Freight class 125.

Specifications and prices are subject to change without prior notice.

MyPlace™ Pillar™ Tables

Inside Curve - 29" High, 18" and 24" Deep

MyPlace™ Pillar™ Tables
Inside Curve - 29" High, 18" and 24" Deep

	A x B	MODEL NUMBER Basic Model	Edge Style	Power Option	Modesty Panel	Edge Color	Surface Finish	Paint Color	Base	Grommet/ Module Color	Cord (feet)	Approx. Packaged Weight	74P Edge (74P)	Laminate Modesty Panel add to list price	Steel Modesty Panel add to list price
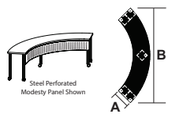	18 x 102"	PLIC18	□□□	□□□	□□□	□□□	□□□	□□	□□□	□□□□	□□	0.0#	$ 2014	$ 1941	$ 347
PLIC **Inside Curve - 18"D** • Post Leg at 29" high • Tables are designed for maximum leg spacing • Glides and casters are not inter-changeable without changing the height of the table • Vertical and horizontal wire manage-ment are included automatically when power options are specified • Ganger kit with 2 ganging hooks included															
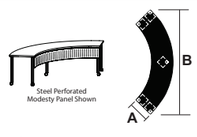	24 x 110"	PLIC24	□□□	□□□	□□□	□□□	□□□	□□	□□□	□□□□	□□	0.0#	$ 2266	$ 1941	$ 347
PLIC **Inside Curve - 24"D** • Post Leg at 29" high • Tables are designed for maximum leg spacing • Glides and casters are not inter-changeable without changing the height of the table • Vertical and horizontal wire manage-ment are included automatically when power options are specified • Ganger kit with 2 ganging hooks included															

Ⓐ Ⓑ Ⓒ Ⓓ Ⓔ Ⓕ Ⓖ Ⓗ Ⓘ Ⓙ

HOW TO ORDER

Indicate the following information on order form:
1. Quantity of each item.
2. Model number, including options. See "How To Build a Model Number".
3. Any special service required.

Note: • The □ indicates that a choice is required.
- The absence of the □ indicates that no choice is required.
- Alpha-numeric characters in place of □ indicate that no other alternatives are available.

HOW TO BUILD A MODEL NUMBER

Ⓐ Select basic model.

Ⓑ Select edge style.

74P	- 74P edge

Ⓒ Select power option.

NNN	- No grommets, PowerUp or wire management/No cutouts
WMO	- Wire management only-no cutouts; add $66
2PG	- Two plastic grommets; add $420
2PU	- Two PowerUp modules; add $669
2VG	- Two grommets for Villa; add $543
2VM	- Two Villa modules w/dual USB-A; add $1185
MA2	- Modules, Nacre in-surface w/USB-A/C (2); add $839
MB2	- Modules, Dubbel under-surface w/ dual USB-A/C (2); add $528
MD2	- Modules, Dean in-surface w/USB-A/C (2) ; add $707
MO2	- Modules, Node in-surface w/USB-A/C (2); add $528
GA2	- Grommets, Nacre (2); add $408
GD2	- Grommets, Dean (2); add $408
GO2	- Grommets, Node (2); add $276

CORD LENGTH: 9' or 15' is optional on all module options.

WIRE MANAGEMENT: All options except NNN include vertical and horizontal wire management.

Ⓓ Select modesty panel.

NMP	- No modesty panel
LMP	- Laminate modesty panel
SMP	- Perforated steel modesty panel

See pricing column for full modesty panel upcharge.

Ⓔ Select edge color.
Refer to the **Product Color Options** page in this price list.

Ⓕ Select surface finish.
Refer to the **Product Color Options** page in this price list.

Ⓖ Select paint finish.
Refer to the **Product Color Options** page in this price list.
If chrome is specified with a steel modesty panel, modesty panel will be flannel.

Ⓗ Select base.

CST	- Casters
GLD	- Glides

Casters=2 locking/2 non-locking, black wheel, silver hub

Ⓘ Select grommet/module color.
Refer to the **Product Color Options** page in this price list.

Ⓙ Select Cord Length (feet).

15	- 15' cord length
9	- 9' cord length

FINISH INFORMATION

Additional Laminate Offering

Additional laminates beyond KI standard offering, are available with two weeks extended leadtime. To specify additional laminates, use these designators followed by the supplier's color/pattern code:

Formica - LF/supplier's color pattern code
Nevamar - LN/supplier's color pattern code
Wilsonart - LW/supplier's color pattern code

KI's standard laminate finish is the supplier's recommended finish for that color/pattern.
Note: Nonstandard laminates from these suppliers (example: textured laminates), require a Product Modification Request. Contact customer service for details.

Color Match

KI offers the additional option of color matching paint, polypropylene, or wood stain through Product Modification Requests. Contact customer service for details.

SPECIAL SERVICES

Special Carton Marking

With specially marked information	N/C

Shipping

Ships **knocked down, FOB Bonduel, WI 54107, freight prepaid.** Freight class 125.

Specifications and prices are subject to change without prior notice.

MyPlace™ Pillar™ Tables

Inside Curve - 36" High, 18" and 24" Deep

MyPlace™ Pillar™ Tables
Inside Curve - 36" High, 18" and 24" Deep

	A x B	MODEL NUMBER Basic Model	Edge Style	Power Option	Modesty Panel	Edge Color	Surface Finish	Paint Color	Base	Grommet/ Module Color	Cord (feet)	Approx. Packaged Weight	74P Edge (74P)	Laminate Modesty Panel add to list price	Steel Modesty Panel add to list price
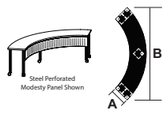 PLIC **Inside Curve - 18"D** • Tables are designed for maximum leg spacing • Glides and casters are not interchangeable without changing the height of the table • Vertical and horizontal wire management are included automatically when power options are specified • Ganger kit with 2 ganging hooks included • Post Leg at 36" high	18 x 102"	PLIC18H36	□□□	□□□	□□□	□□□	□□□	□□	□□□	□□□□	□□	0.0#	$ 2065	$ 1941	$ 347
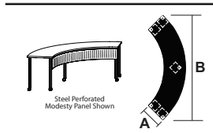 PLIC **Inside Curve - 24"D** • Tables are designed for maximum leg spacing • Glides and casters are not interchangeable without changing the height of the table • Vertical and horizontal wire management are included automatically when power options are specified • Ganger kit with 2 ganging hooks included • Post Leg at 36" high	24 x 110"	PLIC24H36	□□□	□□□	□□□	□□□	□□□	□□	□□□	□□□□	□□	0.0#	$ 2317	$ 1941	$ 347

Ⓐ Ⓑ Ⓒ Ⓓ Ⓔ Ⓕ Ⓖ Ⓗ Ⓘ Ⓙ

HOW TO ORDER

Indicate the following information on order form:
1. Quantity of each item.
2. Model number, including options. See "How To Build a Model Number".
3. Any special service required.

Note: • The □ indicates that a choice is required.
- The absence of the □ indicates that no choice is required.
- Alpha-numeric characters in place of □ indicate that no other alternatives are available.

HOW TO BUILD A MODEL NUMBER

Ⓐ Select basic model.

Ⓑ Select edge style.

74P	- 74P edge

Ⓒ Select power option.

NNN	- No grommets, PowerUp or wire management/No cutouts
WMO	- Wire management only-no cutouts; add $66
2PG	- Two plastic grommets; add $420
2PU	- Two PowerUp modules; add $669
2VG	- Two grommets for Villa; add $543
2VM	- Two Villa modules w/dual USB-A; add $1185
MA2	- Modules, Nacre in-surface w/USB-A/C (2); add $839
MB2	- Modules, Dubbel under-surface w/ dual USB-A/C (2); add $528
MD2	- Modules, Dean in-surface w/USB-A/C (2) ; add $707
MO2	- Modules, Node in-surface w/USB-A/C (2); add $528
GA2	- Grommets, Nacre (2); add $408
GD2	- Grommets, Dean (2); add $408
GO2	- Grommets, Node (2); add $276

CORD LENGTH: 9' or 15' is optional on all module options.

WIRE MANAGEMENT: All options except NNN include vertical and horizontal wire management.

Ⓓ Select modesty panel.

NMP	- No modesty panel
LMP	- Laminate modesty panel
SMP	- Perforated steel modesty panel

See pricing column for full modesty panel upcharge.

Ⓔ Select edge color.
Refer to the **Product Color Options** page in this price list.

Ⓕ Select surface finish.
Refer to the **Product Color Options** page in this price list.

Ⓖ Select paint finish.
Refer to the **Product Color Options** page in this price list.
If chrome is specified with a steel modesty panel, modesty panel will be flannel.

Ⓗ Select base.

CST	- Casters
GLD	- Glides

Casters=2 locking/2 non-locking, black wheel, silver hub

Ⓘ Select grommet/module color.
Refer to the **Product Color Options** page in this price list.

Ⓙ Select Cord Length (feet).

15	- 15' cord length
9	- 9' cord length

FINISH INFORMATION

Additional Laminate Offering

Additional laminates beyond KI standard offering, are available with two weeks extended leadtime. To specify additional laminates, use these designators followed by the supplier's color/pattern code:

Formica - LF/supplier's color pattern code
Nevamar - LN/supplier's color pattern code
Wilsonart - LW/supplier's color pattern code

KI's standard laminate finish is the supplier's recommended finish for that color/pattern.
Note: Nonstandard laminates from these suppliers (example: textured laminates), require a Product Modification Request. Contact customer service for details.

Color Match

KI offers the additional option of color matching paint, polypropylene, or wood stain through Product Modification Requests. Contact customer service for details.

SPECIAL SERVICES

Special Carton Marking

With specially marked information	N/C

Shipping

Ships **knocked down, FOB Bonduel, WI 54107, freight prepaid.** Freight class 125.

Specifications and prices are subject to change without prior notice.

MyPlace™ Pillar™ Tables

Inside Curve - 42" High, 18" and 24" Deep

MyPlace™ Pillar™ Tables
Inside Curve - 42" High, 18" and 24" Deep

	A x B	MODEL NUMBER Basic Model	Edge Style	Power Option	Modesty Panel	Edge Color	Surface Finish	Paint Color	Base	Grommet/ Module Color	Cord (feet)	Approx. Packaged Weight	74P Edge (74P)	Laminate Modesty Panel add to list price	Steel Modesty Panel add to list price
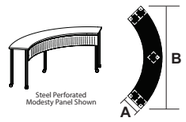	18 x 102"	PLIC18H42	□□□	□□□	□□□	□□□	□□□	□□	□□□	□□□□	□□	0.0#	$ 2115	$ 1941	$ 347
PLIC **Inside Curve - 18"D** • Tables are designed for maximum leg spacing • Glides and casters are not interchangeable without changing the height of the table • Vertical and horizontal wire management are included automatically when power options are specified • Ganger kit with 2 ganging hooks included • Post Leg at 42" high															
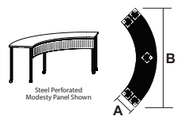	24 x 110"	PLIC24H42	□□□	□□□	□□□	□□□	□□□	□□	□□□	□□□□	□□	0.0#	$ 2367	$ 1941	$ 347
PLIC **Inside Curve - 24"D** • Tables are designed for maximum leg spacing • Glides and casters are not interchangeable without changing the height of the table • Vertical and horizontal wire management are included automatically when power options are specified • Ganger kit with 2 ganging hooks included • Post Leg at 42" high															
		Ⓐ	Ⓑ	Ⓒ	Ⓓ	Ⓔ	Ⓕ	Ⓖ	Ⓗ	Ⓘ	Ⓙ				

HOW TO ORDER

Indicate the following information on order form:
1. Quantity of each item.
2. Model number, including options. See "How To Build a Model Number".
3. Any special service required.

Note: • The □ indicates that a choice is required.
- The absence of the □ indicates that no choice is required.
- Alpha-numeric characters in place of □ indicate that no other alternatives are available.

HOW TO BUILD A MODEL NUMBER

Ⓐ Select basic model.

Ⓑ Select edge style.

74P	- 74P edge

Ⓒ Select power option.

NNN	- No grommets, PowerUp or wire management/No cutouts
WMO	- Wire management only-no cutouts; add $66
2PG	- Two plastic grommets; add $420
2PU	- Two PowerUp modules; add $669
2VG	- Two grommets for Villa; add $543
2VM	- Two Villa modules w/dual USB-A; add $1185
MA2	- Modules, Nacre in-surface w/USB-A/C (2); add $839
MB2	- Modules, Dubbel under-surface w/ dual USB-A/C (2); add $528
MD2	- Modules, Dean in-surface w/USB-A/C (2) ; add $707
MO2	- Modules, Node in-surface w/USB-A/C (2); add $528
GA2	- Grommets, Nacre (2); add $408
GD2	- Grommets, Dean (2); add $408
GO2	- Grommets, Node (2); add $276

CORD LENGTH: 9' or 15' is optional on all module options.

WIRE MANAGEMENT: All options except NNN include vertical and horizontal wire management.

Ⓓ Select modesty panel.

NMP	- No modesty panel
LMP	- Laminate modesty panel
SMP	- Perforated steel modesty panel

See pricing column for full modesty panel upcharge.

Ⓔ Select edge color.
Refer to the **Product Color Options** page in this price list.

Ⓕ Select surface finish.
Refer to the **Product Color Options** page in this price list.

Ⓖ Select paint finish.
Refer to the **Product Color Options** page in this price list.
If chrome is specified with a steel modesty panel, modesty panel will be flannel.

Ⓗ Select base.

CST	- Casters
GLD	- Glides

Casters=2 locking/2 non-locking, black wheel, silver hub

Ⓘ Select grommet/module color.
Refer to the **Product Color Options** page in this price list.

Ⓙ Select Cord Length (feet).

15	- 15' cord length
9	- 9' cord length

FINISH INFORMATION

Additional Laminate Offering

Additional laminates beyond KI standard offering, are available with two weeks extended leadtime. To specify additional laminates, use these designators followed by the supplier's color/pattern code:

Formica - LF/supplier's color pattern code
Nevamar - LN/supplier's color pattern code
Wilsonart - LW/supplier's color pattern code

KI's standard laminate finish is the supplier's recommended finish for that color/pattern.
Note: Nonstandard laminates from these suppliers (example: textured laminates), require a Product Modification Request. Contact customer service for details.

Color Match

KI offers the additional option of color matching paint, polypropylene, or wood stain through Product Modification Requests. Contact customer service for details.

SPECIAL SERVICES

Special Carton Marking

With specially marked information	N/C

Shipping

Ships **knocked down, FOB Bonduel, WI 54107, freight prepaid.** Freight class 125.

Specifications and prices are subject to change without prior notice.

MyPlace™ Pillar™ Tables
Outside Curve - 18" and 24" Deep

MyPlace™ Pillar™ Tables
Outside Curve - 18" and 24" Deep

	MODEL	A x B	MODEL NUMBER: Basic Model	Edge Style	Power Option	Modesty Panel	Edge Color	Surface Finish	Paint Color	Approx. Packaged Weight	74P Edge (74P)	Laminate Modesty Panel add to list price	Steel Modesty Panel add to list price
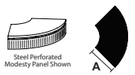 PLOC	**Outside Curve - 18"D** • Top only; attached with 4 splice plates	18"	PLOC18	□□□	NNN	□□□	□□□	□□□	□□	0.0#	$ 579	$ 1031	$ 334
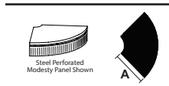 PLOC	**Outside Curve - 24"D** • Top only; attached with 4 splice plates	24"	PLOC24	□□□	NNN	□□□	□□□	□□□	□□	0.0#	$ 629	$ 1031	$ 334
			Ⓐ	Ⓑ	Ⓒ	Ⓓ	Ⓔ	Ⓕ	Ⓖ				

HOW TO ORDER

Indicate the following information on order form:
1. Quantity of each item.
2. Model number, including options. See "How To Build a Model Number".
3. Any special service required.

Note: • The □ indicates that a choice is required.
• The absence of the □ indicates that no choice is required.
• Alpha-numeric characters in place of □ indicate that no other alternatives are available.

HOW TO BUILD A MODEL NUMBER

Ⓐ Select basic model.

Ⓑ Select edge style.
74P - 74P edge

Ⓒ Select grommet or module type.
NNN - No grommets, PowerUp or wire management/No cutouts

Ⓓ Select modesty panel.
NMP - No modesty panel
LMP - Laminate modesty panel
SMP - Perforated steel modesty panel
See pricing column for full modesty panel upcharge.

Ⓔ Select edge color.
Refer to the **Product Color Options** page in this price list.

Ⓕ Select surface finish.
Refer to the **Product Color Options** page in this price list.

Ⓖ Select paint finish.
Refer to the **Product Color Options** page in this price list.
Steel modesty panel color matches the paint finish.
When planned with other tables with chrome bases, specify flannel paint finish.

FINISH INFORMATION

Additional Laminate Offering
Additional laminates beyond KI standard offering, are available with two weeks extended leadtime. To specify additional laminates, use these designators followed by the supplier's color/pattern code:

Formica - LF/supplier's color pattern code
Nevamar - LN/supplier's color pattern code
Wilsonart - LW/supplier's color pattern code

KI's standard laminate finish is the supplier's recommended finish for that color/pattern.
Note: Nonstandard laminates from these suppliers (example: textured laminates), require a Product Modification Request. Contact customer service for details.

Color Match
KI offers the additional option of color matching paint, polypropylene, or wood stain through Product Modification Requests. Contact customer service for details.

SPECIAL SERVICES

Special Carton Marking

With specially marked information	N/C

Shipping
Ships **knocked down, FOB Bonduel, WI 54107, freight prepaid.** Freight class 125.

Specifications and prices are subject to change without prior notice.

MyPlace™ Pillar™ Tables

Rectangular - 29" High, 18" and 24" Deep

MyPlace™ Pillar™ Tables
Rectangular - 29" High, 18" and 24" Deep

	A x B	MODEL NUMBER Basic Model	Edge Style	Power Option	Modesty Panel	Edge Color	Surface Finish	Paint Color	Base	Grommet/ Module Color	Cord (feet)	Approx. Packaged Weight	74P Edge (74P)	Laminate Modesty Panel add to list price	Steel Modesty Panel add to list price
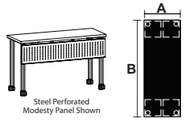	18 x 48"	PLRM1848	☐☐☐	☐☐☐	☐☐☐	☐☐☐	☐☐☐	☐☐	☐☐☐	☐☐☐☐	☐☐	0.0#	$ 756	$ 334	$ 272
PLRM **Rectangular Tables - 18"D** • Tables are designed for maximum leg spacing • Glides and casters are not interchangeable without changing the height of the table • Vertical and horizontal wire management are included automatically when power options are specified • Ganger kit with 2 ganging hooks included • Post Leg at 29" high															
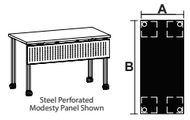	24 x 48"	PLRM2448	☐☐☐	☐☐☐	☐☐☐	☐☐☐	☐☐☐	☐☐	☐☐☐	☐☐☐☐	☐☐	0.0#	$ 805	$ 334	$ 272
PLRM **Rectangular Tables - 24"D** • Tables are designed for maximum leg spacing • Glides and casters are not interchangeable without changing the height of the table • Vertical and horizontal wire management are included automatically when power options are specified • Ganger kit with 2 ganging hooks included • Post Leg at 29" high															

Ⓐ Ⓑ Ⓒ Ⓓ Ⓔ Ⓕ Ⓖ Ⓗ Ⓘ Ⓙ

HOW TO ORDER

Indicate the following information on order form:
1. Quantity of each item.
2. Model number, including options. See "How To Build a Model Number".
3. Any special service required.

Note: • The ☐ indicates that a choice is required.
- The absence of the ☐ indicates that no choice is required.
- Alpha-numeric characters in place of ☐ indicate that no other alternatives are available.

HOW TO BUILD A MODEL NUMBER

Ⓐ Select basic model.

Ⓑ Select edge style.
- **74P** - 74P edge

Ⓒ Select power option.
- **NNN** - No grommets, PowerUp or wire management/No cutouts
- **WMO** - Wire management only-no cutouts; add $66
- **1PG** - One plastic grommet w/wire management; add $209
- **1PU** - One PowerUp w/wire management; add $334
- **1VG** - One grommet for Villa w/wire management; add $271
- **1VM** - One Villa module with USB w/wire management; add $592
- **MD1** - Module, Dean in-surface w/USB-A/C (1) ; add $354
- **MB1** - Module, Dubbel under-surface w/ dual USB-A/C (1); add $264
- **MA1** - Module, Nacre in-surface w/USB-A/C (1); add $420
- **MO1** - Module, Node in-surface w/USB-A/C (1) ; add $264
- **GA1** - Grommet, Nacre (1); add $209
- **GD1** - Grommet, Dean (1); add $209
- **GO1** - Grommet, Node (1); add $144

CORD LENGTH: 9' or 15' is optional on all module options.

WIRE MANAGEMENT: All options except NNN include vertical and horizontal wire management.

Ⓓ Select modesty panel.
- **NMP** - No modesty panel
- **LMP** - Laminate modesty panel
- **SMP** - Perforated steel modesty panel

See pricing column for full modesty panel upcharge.

Ⓔ Select edge color.
Refer to the **Product Color Options** page in this price list.

Ⓕ Select surface finish.
Refer to the **Product Color Options** page in this price list.

Ⓖ Select paint finish.
Refer to the **Product Color Options** page in this price list.
If chrome is specified with a steel modesty panel, modesty panel will be flannel.

Ⓗ Select base.
- **CST** - Casters
- **GLD** - Glides

Casters=2 locking/2 non-locking, black wheel, silver hub

Ⓘ Select grommet/module color.
Refer to the **Product Color Options** page in this price list.

Ⓙ Select Cord Length (feet).
- **15** - 15' cord length
- **9** - 9' cord length

FINISH INFORMATION

Additional Laminate Offering

Additional laminates beyond KI standard offering, are available with two weeks extended leadtime. To specify additional laminates, use these designators followed by the supplier's color/pattern code:

Formica - LF/supplier's color pattern code
Nevamar - LN/supplier's color pattern code
Wilsonart - LW/supplier's color pattern code

KI's standard laminate finish is the supplier's recommended finish for that color/pattern.
Note: Nonstandard laminates from these suppliers (example: textured laminates), require a Product Modification Request. Contact customer service for details.

Color Match

KI offers the additional option of color matching paint, polypropylene, or wood stain through Product Modification Requests. Contact customer service for details.

SPECIAL SERVICES

Special Carton Marking

With specially marked information N/C

Shipping

Ships **knocked down, FOB Bonduel, WI 54107, freight prepaid.** Freight class 125.

Specifications and prices are subject to change without prior notice.

MyPlace™ Pillar™ Tables

Rectangular - 36" High, 18" and 24" Deep

MyPlace™ Pillar™ Tables
Rectangular - 36" High, 18" and 24" Deep

	A x B	MODEL NUMBER Basic Model	Edge Style	Power Option	Modesty Panel	Edge Color	Surface Finish	Paint Color	Base	Grommet/ Module Color	Cord (feet)	Approx. Packaged Weight	74P Edge (74P)	Laminate Modesty Panel add to list price	Steel Modesty Panel add to list price
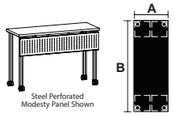	18 x 48"	PLRM1848H36	□□□	□□□	□□□	□□□	□□□	□□	□□□	□□□□	□□	0.0#	$ 794	$ 334	$ 272
PLRM **Rectangular Tables - 18"D** • Tables are designed for maximum leg spacing • Glides and casters are not interchangeable without changing the height of the table • Vertical and horizontal wire management are included automatically when power options are specified • Ganger kit with 2 ganging hooks included • Post Leg at 36" high	24 x 48"	PLRM2448H36	□□□	□□□	□□□	□□□	□□□	□□	□□□	□□□□	□□	0.0#	$ 838	$ 334	$ 272
PLRM **Rectangular Tables - 24"D** • Tables are designed for maximum leg spacing • Glides and casters are not interchangeable without changing the height of the table • Vertical and horizontal wire management are included automatically when power options are specified • Ganger kit with 2 ganging hooks included • Post Leg at 36" high														

Ⓐ Ⓑ Ⓒ Ⓓ Ⓔ Ⓕ Ⓖ Ⓗ Ⓘ Ⓙ

HOW TO ORDER

Indicate the following information on order form:
1. Quantity of each item.
2. Model number, including options. See "How To Build a Model Number".
3. Any special service required.

Note: • The □ indicates that a choice is required.
- The absence of the □ indicates that no choice is required.
- Alpha-numeric characters in place of □ indicate that no other alternatives are available.

HOW TO BUILD A MODEL NUMBER

Ⓐ Select basic model.

Ⓑ Select edge style.
- **74P** - 74P edge

Ⓒ Select power option.
- **NNN** - No grommets, PowerUp or wire management/No cutouts
- **WMO** - Wire management only-no cutouts; add $66
- **1PG** - One plastic grommet w/wire management; add $209
- **1PU** - One PowerUp w/wire management; add $334
- **1VG** - One grommet for Villa w/wire management; add $271
- **1VM** - One Villa module with USB w/wire management; add $592
- **MD1** - Module, Dean in-surface w/USB-A/C (1) ; add $354
- **MB1** - Module, Dubbel under-surface w/ dual USB-A/C (1); add $264
- **MA1** - Module, Nacre in-surface w/USB-A/C (1); add $420
- **MO1** - Module, Node in-surface w/USB-A/C (1) ; add $264
- **GA1** - Grommet, Nacre (1); add $209
- **GD1** - Grommet, Dean (1); add $209
- **GO1** - Grommet, Node (1); add $144

CORD LENGTH: 9' or 15' is optional on all module options.

WIRE MANAGEMENT: All options except NNN include vertical and horizontal wire management.

Ⓓ Select modesty panel.
- **NMP** - No modesty panel
- **LMP** - Laminate modesty panel
- **SMP** - Perforated steel modesty panel

See pricing column for full modesty panel upcharge.

Ⓔ Select edge color.
Refer to the **Product Color Options** page in this price list.

Ⓕ Select surface finish.
Refer to the **Product Color Options** page in this price list.

Ⓖ Select paint finish.
Refer to the **Product Color Options** page in this price list.
If chrome is specified with a steel modesty panel, modesty panel will be flannel.

Ⓗ Select base.
- **CST** - Casters
- **GLD** - Glides

Casters=2 locking/2 non-locking, black wheel, silver hub

Ⓘ Select grommet/module color.
Refer to the **Product Color Options** page in this price list.

Ⓙ Select Cord Length (feet).
- **15** - 15' cord length
- **9** - 9' cord length

FINISH INFORMATION

Additional Laminate Offering

Additional laminates beyond KI standard offering, are available with two weeks extended leadtime. To specify additional laminates, use these designators followed by the supplier's color/pattern code:

Formica - LF/supplier's color pattern code
Nevamar - LN/supplier's color pattern code
Wilsonart - LW/supplier's color pattern code

KI's standard laminate finish is the supplier's recommended finish for that color/pattern.
Note: Nonstandard laminates from these suppliers (example: textured laminates), require a Product Modification Request. Contact customer service for details.

Color Match

KI offers the additional option of color matching paint, polypropylene, or wood stain through Product Modification Requests. Contact customer service for details.

SPECIAL SERVICES

Special Carton Marking

With specially marked information	N/C

Shipping

Ships **knocked down, FOB Bonduel, WI 54107, freight prepaid.** Freight class 125.

Specifications and prices are subject to change without prior notice.

MyPlace™ Pillar™ Tables

Rectangular - 42" High, 18" and 24" Deep

MyPlace™ Pillar™ Tables
Rectangular - 42" High, 18" and 24" Deep

	A x B	MODEL NUMBER Basic Model	Edge Style	Power Option	Modesty Panel	Edge Color	Surface Finish	Paint Color	Base	Grommet/ Module Color	Cord (feet)	Approx. Packaged Weight	74P Edge (74P)	Laminate Modesty Panel add to list price	Steel Modesty Panel add to list price
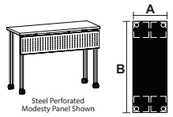 PLRM **Rectangular Tables - 18"D** • Tables are designed for maximum leg spacing • Glides and casters are not interchangeable without changing the height of the table • Vertical and horizontal wire management are included automatically when power options are specified • Ganger kit with 2 ganging hooks included • Post Leg at 42" high	18 x 48"	PLRM1848H42	□□□	□□□	□□□	□□□	□□□	□□	□□□	□□□□	□□	0.0#	$ 835	$ 334	$ 272
PLRM **Rectangular Tables - 24"D** • Tables are designed for maximum leg spacing • Glides and casters are not interchangeable without changing the height of the table • Vertical and horizontal wire management are included automatically when power options are specified • Ganger kit with 2 ganging hooks included • Post Leg at 42" high	24 x 48"	PLRM2448H42	□□□	□□□	□□□	□□□	□□□	□□	□□□	□□□□	□□	0.0#	$ 873	$ 334	$ 272

Ⓐ Ⓑ Ⓒ Ⓓ Ⓔ Ⓕ Ⓖ Ⓗ Ⓘ Ⓙ

HOW TO ORDER

Indicate the following information on order form:
1. Quantity of each item.
2. Model number, including options. See "How To Build a Model Number".
3. Any special service required.

Note: • The □ indicates that a choice is required.
- The absence of the □ indicates that no choice is required.
- Alpha-numeric characters in place of □ indicate that no other alternatives are available.

HOW TO BUILD A MODEL NUMBER

Ⓐ Select basic model.

Ⓑ Select edge style.
- **74P** - 74P edge

Ⓒ Select power option.
- **NNN** - No grommets, PowerUp or wire management/No cutouts
- **WMO** - Wire management only-no cutouts; add $66
- **1PG** - One plastic grommet w/wire management; add $209
- **1PU** - One PowerUp w/wire management; add $334
- **1VG** - One grommet for Villa w/wire management; add $271
- **1VM** - One Villa module with USB w/wire management; add $592
- **MD1** - Module, Dean in-surface w/USB-A/C (1) ; add $354
- **MB1** - Module, Dubbel under-surface w/ dual USB-A/C (1); add $264
- **MA1** - Module, Nacre in-surface w/USB-A/C (1); add $420
- **MO1** - Module, Node in-surface w/USB-A/C (1) ; add $264
- **GA1** - Grommet, Nacre (1); add $209
- **GD1** - Grommet, Dean (1); add $209
- **GO1** - Grommet, Node (1); add $144

CORD LENGTH: 9' or 15' is optional on all module options.

WIRE MANAGEMENT: All options except NNN include vertical and horizontal wire management.

Ⓓ Select modesty panel.
- **NMP** - No modesty panel
- **LMP** - Laminate modesty panel
- **SMP** - Perforated steel modesty panel

See pricing column for full modesty panel upcharge.

Ⓔ Select edge color.
Refer to the **Product Color Options** page in this price list.

Ⓕ Select surface finish.
Refer to the **Product Color Options** page in this price list.

Ⓖ Select paint finish.
Refer to the **Product Color Options** page in this price list.
If chrome is specified with a steel modesty panel, modesty panel will be flannel.

Ⓗ Select base.
- **CST** - Casters
- **GLD** - Glides

Casters=2 locking/2 non-locking, black wheel, silver hub

Ⓘ Select grommet/module color.
Refer to the **Product Color Options** page in this price list.

Ⓙ Select Cord Length (feet).
- **15** - 15' cord length
- **9** - 9' cord length

FINISH INFORMATION

Additional Laminate Offering

Additional laminates beyond KI standard offering, are available with two weeks extended leadtime. To specify additional laminates, use these designators followed by the supplier's color/pattern code:

Formica - LF/supplier's color pattern code
Nevamar - LN/supplier's color pattern code
Wilsonart - LW/supplier's color pattern code

KI's standard laminate finish is the supplier's recommended finish for that color/pattern.
Note: Nonstandard laminates from these suppliers (example: textured laminates), require a Product Modification Request. Contact customer service for details.

Color Match

KI offers the additional option of color matching paint, polypropylene, or wood stain through Product Modification Requests. Contact customer service for details.

SPECIAL SERVICES

Special Carton Marking

With specially marked information	N/C

Shipping

Ships **knocked down, FOB Bonduel, WI 54107, freight prepaid.** Freight class 125.

Specifications and prices are subject to change without prior notice.

MyPlace™ Pillar™ Tables

Inside Curve - 29" High w/Single Circuit

MyPlace™ Pillar™ Tables
Inside Curve - 29" High w/Single Circuit

	MODEL	A x B	MODEL NUMBER: Basic Model	Edge Style	Power Option	Modesty Panel	Edge Color	Surface Finish	Paint Color	Grommet/ Module Color	Base	Approx. Packaged Weight	74P Edge (74P)	Laminate Modesty Panel add to list price	Steel Modesty Panel add to list price
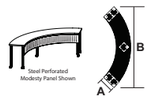 PLPIC	**Inside Curve - 18"D** • Two module/grommet per table unit • Velcro wire managers, gangers and all electrical accessories (excluding infeed kits and table-to-table jumpers) are included • Infeed kits and table-to-table jumpers ordered separately • Tables are designed for maximum leg spacing • Glides and casters are not interchangeable without changing the height of the table • Ganger kit with 2 ganging hooks included • Post Leg at 29" high	18 x 102"	PLPIC18	□□□	□□□□	□□□	□□□	□□□	□□	□□□□	□□□	0.0#	$ 2014	$ 1941	$ 347
PLPIC	**Inside Curve - 24"D** • Two module/grommet per table unit • Velcro wire managers, gangers and all electrical accessories (excluding infeed kits and table-to-table jumpers) are included • Infeed kits and table-to-table jumpers ordered separately • Tables are designed for maximum leg spacing • Glides and casters are not interchangeable without changing the height of the table • Ganger kit with 2 ganging hooks included • Post Leg at 29" high	24 x 110"	PLPIC24	□□□	□□□□	□□□	□□□	□□□	□□	□□□□	□□□	0.0#	$ 2266	$ 1941	$ 347

Ⓐ Ⓑ Ⓒ Ⓓ Ⓔ Ⓕ Ⓖ Ⓗ Ⓘ

HOW TO ORDER

Indicate the following information on order form:
1. Quantity of each item.
2. Model number, including options. See "How To Build a Model Number".
3. Any special service required.

Note: • The □ indicates that a choice is required.
- The absence of the □ indicates that no choice is required.
- Alpha-numeric characters in place of □ indicate that no other alternatives are available.

HOW TO BUILD A MODEL NUMBER

Ⓐ Select basic model.

Ⓑ Select edge style.

74P	- 74P edge

Ⓒ Select power option.

PMA2	- Pattern modules, Nacre in-surface (2) ; add $1260
PMB2	- Pattern modules, Dubbel under-surface (2) ; add $815
PMD2	- Pattern modules, Dean in-surface (2) ; add $983
PMO2	- Pattern modules, Node in-surface (2) ; add $768

Ⓓ Select modesty panel.

NMP	- No modesty panel
LMP	- Laminate modesty panel
SMP	- Perforated steel modesty panel

See pricing column for full modesty panel upcharge.

Ⓔ Select edge color.
Refer to the **Product Color Options** page in this price list.

Ⓕ Select surface finish.
Refer to the **Product Color Options** page in this price list.

Ⓖ Select paint finish.
Refer to the **Product Color Options** page in this price list.
If chrome is specified with a steel modesty panel, modesty panel will be flannel.

Ⓗ Select grommet/module color.
Refer to the **Product Color Options** page in this price list.

Ⓘ Select base.

CST	- Casters
GLD	- Glides

Casters=2 locking/2 non-locking, black wheel, silver hub

FINISH INFORMATION

Additional Laminate Offering

Additional laminates beyond KI standard offering, are available with two weeks extended leadtime. To specify additional laminates, use these designators followed by the supplier's color/pattern code:

Formica - LF/supplier's color pattern code
Nevamar - LN/supplier's color pattern code
Wilsonart - LW/supplier's color pattern code

KI's standard laminate finish is the supplier's recommended finish for that color/pattern.
Note: Nonstandard laminates from these suppliers (example: textured laminates) require a Product Modification Request. Contact customer service for details.

Color Match

KI offers the additional option of color matching paint, polypropylene, or wood stain through Product Modification Requests. Contact customer service for details.

INFORMATION

Contact KI Customer Service for specific models that are UL listed.

SPECIAL SERVICES

Special Carton Marking

With specially marked information	N/C

Shipping

Ships **knocked down, FOB Bonduel, WI 54107, freight prepaid.** Freight class 125.

Specifications and prices are subject to change without prior notice.

MyPlace™ Pillar™ Tables

Inside Curve - 36" High w/Single Circuit

MyPlace™ Pillar™ Tables
Inside Curve - 36" High w/Single Circuit

	MODEL	A x B	MODEL NUMBER: Basic Model	Edge Style	Power Option	Modesty Panel	Edge Color	Surface Finish	Paint Color	Grommet/ Module Color	Base	Approx. Packaged Weight	74P Edge (74P)	Laminate Modesty Panel add to list price	Steel Modesty Panel add to list price
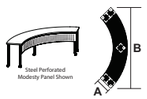 PLPIC	**Inside Curve - 18"D** • Velcro wire managers, gangers and all electrical accessories (excluding infeed kits and table-to-table jumpers) are included • Infeed kits and table-to-table jumpers ordered separately • Tables are designed for maximum leg spacing • Glides and casters are not interchangeable without changing the height of the table • Ganger kit with 2 ganging hooks included • Post Leg at 36" high	18 x 102"	PLPIC18H36	□□□	□□□□	□□□	□□□	□□□	□□	□□□□	□□□	0.0#	$ 2065	$ 1941	$ 347
PLPIC	**Inside Curve - 24"D** • Velcro wire managers, gangers and all electrical accessories (excluding infeed kits and table-to-table jumpers) are included • Infeed kits and table-to-table jumpers ordered separately • Tables are designed for maximum leg spacing • Glides and casters are not interchangeable without changing the height of the table • Ganger kit with 2 ganging hooks included • Post Leg at 36" high	24 x 110"	PLPIC24H36	□□□	□□□□	□□□	□□□	□□□	□□	□□□□	□□□	0.0#	$ 2376	$ 1941	$ 347

Ⓐ Ⓑ Ⓒ Ⓓ Ⓔ Ⓕ Ⓖ Ⓗ Ⓘ

HOW TO ORDER

Indicate the following information on order form:
1. Quantity of each item.
2. Model number, including options. See "How To Build a Model Number".
3. Any special service required.

Note: • The □ indicates that a choice is required.
- The absence of the □ indicates that no choice is required.
- Alpha-numeric characters in place of □ indicate that no other alternatives are available.

HOW TO BUILD A MODEL NUMBER

Ⓐ Select basic model.

Ⓑ Select edge style.

74P	- 74P edge

Ⓒ Select power option.

PMA2	- Pattern modules, Nacre in-surface (2) ; add $1260
PMB2	- Pattern modules, Dubbel under-surface (2) ; add $815
PMD2	- Pattern modules, Dean in-surface (2) ; add $983
PMO2	- Pattern modules, Node in-surface (2) ; add $768

Ⓓ Select modesty panel.

NMP	- No modesty panel
LMP	- Laminate modesty panel
SMP	- Perforated steel modesty panel

See pricing column for full modesty panel upcharge.

Ⓔ Select edge color.
Refer to the **Product Color Options** page in this price list.

Ⓕ Select surface finish.
Refer to the **Product Color Options** page in this price list.

Ⓖ Select paint finish.
Refer to the **Product Color Options** page in this price list.
If chrome is specified with a steel modesty panel, modesty panel will be flannel.

Ⓗ Select grommet/module color.
Refer to the **Product Color Options** page in this price list.

Ⓘ Select base.

CST	- Casters
GLD	- Glides

Casters=2 locking/2 non-locking, black wheel, silver hub

FINISH INFORMATION

Additional Laminate Offering

Additional laminates beyond KI standard offering, are available with two weeks extended leadtime. To specify additional laminates, use these designators followed by the supplier's color/pattern code:

Formica - LF/supplier's color pattern code
Nevamar - LN/supplier's color pattern code
Wilsonart - LW/supplier's color pattern code

KI's standard laminate finish is the supplier's recommended finish for that color/pattern.
Note: Nonstandard laminates from these suppliers (example: textured laminates) require a Product Modification Request. Contact customer service for details.

Color Match

KI offers the additional option of color matching paint, polypropylene, or wood stain through Product Modification Requests. Contact customer service for details.

INFORMATION

Contact KI Customer Service for specific models that are UL listed.

SPECIAL SERVICES

Special Carton Marking

With specially marked information	N/C

Shipping

Ships **knocked down, FOB Bonduel, WI 54107, freight prepaid.** Freight class 125.

Specifications and prices are subject to change without prior notice.

MyPlace™ Pillar™ Tables

Inside Curve - 42" High w/Single Circuit

MyPlace™ Pillar™ Tables
Inside Curve - 42" High w/Single Circuit

	MODEL	A x B	MODEL NUMBER: Basic Model	Edge Style	Power Option	Modesty Panel	Edge Color	Surface Finish	Paint Color	Grommet/ Module Color	Base	Approx. Packaged Weight	74P Edge (74P)	Laminate Modesty Panel add to list price	Steel Modesty Panel add to list price
 PLPIC	**Inside Curve - 18"D** • Velcro wire managers, gangers and all electrical accessories (excluding infeed kits and table-to-table jumpers) are included • Infeed kits and table-to-table jumpers ordered separately • Tables are designed for maximum leg spacing • Glides and casters are not interchangeable without changing the height of the table • Ganger kit with 2 ganging hooks included • Post Leg at 42" high	18 x 102"	PLPIC18H42	□□□	□□□□	□□□	□□□	□□□	□□	□□□□	□□□	0.0#	$ 2115	$ 1941	$ 347
PLPIC	**Inside Curve - 24"D** • Velcro wire managers, gangers and all electrical accessories (excluding infeed kits and table-to-table jumpers) are included • Infeed kits and table-to-table jumpers ordered separately • Tables are designed for maximum leg spacing • Glides and casters are not interchangeable without changing the height of the table • Ganger kit with 2 ganging hooks included • Post Leg at 42" high	24 x 110"	PLPIC24H42	□□□	□□□□	□□□	□□□	□□□	□□	□□□□	□□□	0.0#	$ 2367	$ 1941	$ 347

Ⓐ Ⓑ Ⓒ Ⓓ Ⓔ Ⓕ Ⓖ Ⓗ Ⓘ

HOW TO ORDER

Indicate the following information on order form:
1. Quantity of each item.
2. Model number, including options. See "How To Build a Model Number".
3. Any special service required.

Note: • The □ indicates that a choice is required.
- The absence of the □ indicates that no choice is required.
- Alpha-numeric characters in place of □ indicate that no other alternatives are available.

HOW TO BUILD A MODEL NUMBER

Ⓐ Select basic model.

Ⓑ Select edge style.

74P	- 74P edge

Ⓒ Select power option.

PMA2	- Pattern modules, Nacre in-surface (2) ; add $1260
PMB2	- Pattern modules, Dubbel under-surface (2) ; add $815
PMD2	- Pattern modules, Dean in-surface (2) ; add $983
PMO2	- Pattern modules, Node in-surface (2) ; add $768

Ⓓ Select modesty panel.

NMP	- No modesty panel
LMP	- Laminate modesty panel
SMP	- Perforated steel modesty panel

See pricing column for full modesty panel upcharge.

Ⓔ Select edge color.
Refer to the **Product Color Options** page in this price list.

Ⓕ Select surface finish.
Refer to the **Product Color Options** page in this price list.

Ⓖ Select paint finish.
Refer to the **Product Color Options** page in this price list.
If chrome is specified with a steel modesty panel, modesty panel will be flannel.

Ⓗ Select grommet/module color.
Refer to the **Product Color Options** page in this price list.

Ⓘ Select base.

CST	- Casters
GLD	- Glides

Casters=2 locking/2 non-locking, black wheel, silver hub

FINISH INFORMATION

Additional Laminate Offering

Additional laminates beyond KI standard offering, are available with two weeks extended leadtime. To specify additional laminates, use these designators followed by the supplier's color/pattern code:

Formica - LF/supplier's color pattern code
Nevamar - LN/supplier's color pattern code
Wilsonart - LW/supplier's color pattern code

KI's standard laminate finish is the supplier's recommended finish for that color/pattern.
Note: Nonstandard laminates from these suppliers (example: textured laminates) require a Product Modification Request. Contact customer service for details.

Color Match

KI offers the additional option of color matching paint, polypropylene, or wood stain through Product Modification Requests. Contact customer service for details.

INFORMATION

Contact KI Customer Service for specific models that are UL listed.

SPECIAL SERVICES

Special Carton Marking

With specially marked information	N/C

Shipping

Ships **knocked down, FOB Bonduel, WI 54107, freight prepaid.** Freight class 125.

Specifications and prices are subject to change without prior notice.

MyPlace™ Pillar™ Tables

Rectangular - 29" High w/Single Circuit, 18" and 24" Deep

MyPlace™ Pillar™ Tables

Rectangular - 29" High w/Single Circuit, 18" and 24" Deep

	MODEL	A x B	MODEL NUMBER: Basic Model	Edge Style	Power Option	Modesty Panel	Edge Color	Surface Finish	Paint Color	Grommet/ Module Color	Base	Approx. Packaged Weight	74P Edge (74P)	Laminate Modesty Panel add to list price	Steel Modesty Panel add to list price
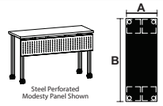 PLPRM	**Rectangular Tables - 18"D** • Velcro wire managers, gangers and all electrical accessories (excluding infeed kits and table-to-table jumpers) are included • Infeed kits and table-to-table jumpers ordered separately • Tables are designed for maximum leg spacing • Glides and casters are not interchangeable without changing the height of the table • Ganger kit with 2 ganging hooks included • Post Leg at 29" high	18 x 48"	PLPRM1848	□□□	□□□□	□□□	□□□	□□□	□□	□□□□	□□□	0.0#	$ 756	$ 334	$ 272
PLPRM	**Rectangular Tables - 24"D** • Velcro wire managers, gangers and all electrical accessories (excluding infeed kits and table-to-table jumpers) are included • Infeed kits and table-to-table jumpers ordered separately • Tables are designed for maximum leg spacing • Glides and casters are not interchangeable without changing the height of the table • Ganger kit with 2 ganging hooks included • Post Leg at 29" high	24 x 48"	PLPRM2448	□□□	□□□□	□□□	□□□	□□□	□□	□□□□	□□□	0.0#	$ 805	$ 334	$ 272

Ⓐ Ⓑ Ⓒ Ⓓ Ⓔ Ⓕ Ⓖ Ⓗ Ⓘ

HOW TO ORDER

Indicate the following information on order form:
1. Quantity of each item.
2. Model number, including options. See "How To Build a Model Number".
3. Any special service required.

Note: • The □ indicates that a choice is required.
- The absence of the □ indicates that no choice is required.
- Alpha-numeric characters in place of □ indicate that no other alternatives are available.

HOW TO BUILD A MODEL NUMBER

Ⓐ Select basic model.

Ⓑ Select edge style.

74P	- 74P edge

Ⓒ Select power option.

PMA1	- Pattern module, Nacre in-surface (1) ; add $660
PMB1	- Pattern module, Dubbel under-surface (1) ; add $408
PMD1	- Pattern module, Dean in-surface (1) ; add $491
PMO1	- Pattern module, Node in-surface (1) ; add $384

Ⓓ Select modesty panel.

NMP	- No modesty panel
LMP	- Laminate modesty panel
SMP	- Perforated steel modesty panel

See pricing column for full modesty panel upcharge.

Ⓔ Select edge color.
Refer to the **Product Color Options** page in this price list.

Ⓕ Select surface finish.
Refer to the **Product Color Options** page in this price list.

Ⓖ Select paint finish.
Refer to the **Product Color Options** page in this price list.
If chrome is specified with a steel modesty panel, modesty panel will be flannel.

Ⓗ Select grommet/module color.
Refer to the **Product Color Options** page in this price list.

Ⓘ Select base.

CST	- Casters
GLD	- Glides

Casters=2 locking/2 non-locking, black wheel, silver hub

FINISH INFORMATION

Additional Laminate Offering

Additional laminates beyond KI standard offering, are available with two weeks extended leadtime. To specify additional laminates, use these designators followed by the supplier's color/pattern code:

Formica - LF/supplier's color pattern code
Nevamar - LN/supplier's color pattern code
Wilsonart - LW/supplier's color pattern code

KI's standard laminate finish is the supplier's recommended finish for that color/pattern.
Note: Nonstandard laminates from these suppliers (example: textured laminates) require a Product Modification Request. Contact customer service for details.

Color Match

KI offers the additional option of color matching paint, polypropylene, or wood stain through Product Modification Requests. Contact customer service for details.

INFORMATION

Contact KI Customer Service for specific models that are UL listed.

SPECIAL SERVICES

Special Carton Marking

With specially marked information	N/C

Shipping

Ships **knocked down, FOB Bonduel, WI 54107, freight prepaid.** Freight class 125.

Specifications and prices are subject to change without prior notice.

MyPlace™ Pillar™ Tables

Rectangular - 36" High w/Single Circuit, 18" and 24" Deep

MyPlace™ Pillar™ Tables

Rectangular - 36" High w/Single Circuit, 18" and 24" Deep

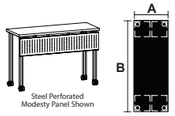

PLPRM

Rectangular Tables - 18"D

- Velcro wire managers, gangers and all electrical accessories (excluding infeed kits and table-to-table jumpers) are included
- Infeed kits and table-to-table jumpers ordered separately
- Tables are designed for maximum leg spacing
- Glides and casters are not interchangeable without changing the height of the table
- Ganger kit with 2 ganging hooks included
- Post Leg at 36" high

PLPRM

Rectangular Tables - 24"D

- Velcro wire managers, gangers and all electrical accessories (excluding infeed kits and table-to-table jumpers) are included
- Infeed kits and table-to-table jumpers ordered separately
- Tables are designed for maximum leg spacing
- Glides and casters are not interchangeable without changing the height of the table
- Ganger kit with 2 ganging hooks included
- Post Leg at 36" high

	MODEL NUMBER											
A x B	Basic Model	Edge Style	Power Option	Modesty Panel	Edge Color	Surface Finish	Paint Color	Grommet/ Module Color	Base	Approx. Packaged Weight	74P Edge (74P)	Laminate Modesty Panel add to list price	Steel Modesty Panel add to list price
18 x 48"	PLPRM1848H36	□□□	□□□□	□□□	□□□	□□□	□□	□□□□	□□□	0.0#	$ 794	$ 334	$ 272
24 x 48"	PLPRM2448H36	□□□	□□□□	□□□	□□□	□□□	□□	□□□□	□□□	0.0#	$ 838	$ 334	$ 272

Ⓐ Ⓑ Ⓒ Ⓓ Ⓔ Ⓕ Ⓖ Ⓗ Ⓘ

HOW TO ORDER

Indicate the following information on order form:
1. Quantity of each item.
2. Model number, including options. See "How To Build a Model Number".
3. Any special service required.

Note: • The □ indicates that a choice is required.
- The absence of the □ indicates that no choice is required.
- Alpha-numeric characters in place of □ indicate that no other alternatives are available.

HOW TO BUILD A MODEL NUMBER

Ⓐ Select basic model.

Ⓑ Select edge style.

74P	- 74P edge

Ⓒ Select power option.

PMA1	- Pattern module, Nacre in-surface (1) ; add $660
PMB1	- Pattern module, Dubbel under-surface (1) ; add $408
PMD1	- Pattern module, Dean in-surface (1) ; add $491
PMO1	- Pattern module, Node in-surface (1) ; add $384

Ⓓ Select modesty panel.

NMP	- No modesty panel
LMP	- Laminate modesty panel
SMP	- Perforated steel modesty panel

See pricing column for full modesty panel upcharge.

Ⓔ Select edge color.
Refer to the **Product Color Options** page in this price list.

Ⓕ Select surface finish.
Refer to the **Product Color Options** page in this price list.

Ⓖ Select paint finish.
Refer to the **Product Color Options** page in this price list.
If chrome is specified with a steel modesty panel, modesty panel will be flannel.

Ⓗ Select grommet/module color.
Refer to the **Product Color Options** page in this price list.

Ⓘ Select base.

CST	- Casters
GLD	- Glides

Casters=2 locking/2 non-locking, black wheel, silver hub

FINISH INFORMATION

Additional Laminate Offering

Additional laminates beyond KI standard offering, are available with two weeks extended leadtime. To specify additional laminates, use these designators followed by the supplier's color/pattern code:

Formica - LF/supplier's color pattern code
Nevamar - LN/supplier's color pattern code
Wilsonart - LW/supplier's color pattern code

KI's standard laminate finish is the supplier's recommended finish for that color/pattern.
Note: Nonstandard laminates from these suppliers (example: textured laminates) require a Product Modification Request. Contact customer service for details.

Color Match

KI offers the additional option of color matching paint, polypropylene, or wood stain through Product Modification Requests. Contact customer service for details.

INFORMATION

Contact KI Customer Service for specific models that are UL listed.

SPECIAL SERVICES

Special Carton Marking

With specially marked information	N/C

Shipping

Ships **knocked down, FOB Bonduel, WI 54107, freight prepaid.** Freight class 125.

Specifications and prices are subject to change without prior notice.

MyPlace™ Pillar™ Tables

Rectangular - 42" High w/Single Circuit, 18" and 24" Deep

MyPlace™ Pillar™ Tables
Rectangular - 42" High w/Single Circuit, 18" and 24" Deep

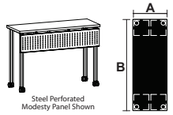

PLPRM

Rectangular Tables - 18"D

- Velcro wire managers, gangers and all electrical accessories (excluding infeed kits and table-to-table jumpers) are included
- Infeed kits and table-to-table jumpers ordered separately
- Tables are designed for maximum leg spacing
- Glides and casters are not interchangeable without changing the height of the table
- Ganger kit with 2 ganging hooks included
- Post Leg at 42" high

PLPRM

Rectangular Tables - 24"D

- Velcro wire managers, gangers and all electrical accessories (excluding infeed kits and table-to-table jumpers) are included
- Infeed kits and table-to-table jumpers ordered separately
- Tables are designed for maximum leg spacing
- Glides and casters are not interchangeable without changing the height of the table
- Ganger kit with 2 ganging hooks included
- Post Leg at 42" high

	MODEL NUMBER												
A x B	Basic Model	Edge Style	Power Option	Modesty Panel	Edge Color	Surface Finish	Paint Color	Grommet/ Module Color	Base	Approx. Packaged Weight	74P Edge (74P)	Laminate Modesty Panel add to list price	Steel Modesty Panel add to list price
18 x 48"	PLPRM1848H42	□□□	□□□□	□□□	□□□	□□□	□□	□□□□	□□□	0.0#	$ 835	$ 334	$ 272
24 x 48"	PLPRM2448H42	□□□	□□□□	□□□	□□□	□□□	□□	□□□□	□□□	0.0#	$ 873	$ 334	$ 272

Ⓐ Ⓑ Ⓒ Ⓓ Ⓔ Ⓕ Ⓖ Ⓗ Ⓘ

HOW TO ORDER

Indicate the following information on order form:
1. Quantity of each item.
2. Model number, including options. See "How To Build a Model Number".
3. Any special service required.

Note: • The □ indicates that a choice is required.
- The absence of the □ indicates that no choice is required.
- Alpha-numeric characters in place of □ indicate that no other alternatives are available.

HOW TO BUILD A MODEL NUMBER

Ⓐ Select basic model.

Ⓑ Select edge style.

74P	- 74P edge

Ⓒ Select power option.

PMA1	- Pattern module, Nacre in-surface (1) ; add $660
PMB1	- Pattern module, Dubbel under-surface (1) ; add $408
PMD1	- Pattern module, Dean in-surface (1) ; add $491
PM01	- Pattern module, Node in-surface (1) ; add $384

Ⓓ Select modesty panel.

NMP	- No modesty panel
LMP	- Laminate modesty panel
SMP	- Perforated steel modesty panel

See pricing column for full modesty panel upcharge.

Ⓔ Select edge color.
Refer to the **Product Color Options** page in this price list.

Ⓕ Select surface finish.
Refer to the **Product Color Options** page in this price list.

Ⓖ Select paint finish.
Refer to the **Product Color Options** page in this price list.
If chrome is specified with a steel modesty panel, modesty panel will be flannel.

Ⓗ Select grommet/module color.
Refer to the **Product Color Options** page in this price list.

Ⓘ Select base.

CST	- Casters
GLD	- Glides

Casters=2 locking/2 non-locking, black wheel, silver hub

FINISH INFORMATION

Additional Laminate Offering

Additional laminates beyond KI standard offering, are available with two weeks extended leadtime. To specify additional laminates, use these designators followed by the supplier's color/pattern code:

Formica - LF/supplier's color pattern code
Nevamar - LN/supplier's color pattern code
Wilsonart - LW/supplier's color pattern code

KI's standard laminate finish is the supplier's recommended finish for that color/pattern.
Note: Nonstandard laminates from these suppliers (example: textured laminates) require a Product Modification Request. Contact customer service for details.

Color Match

KI offers the additional option of color matching paint, polypropylene, or wood stain through Product Modification Requests. Contact customer service for details.

INFORMATION

Contact KI Customer Service for specific models that are UL listed.

SPECIAL SERVICES

Special Carton Marking

With specially marked information	N/C

Shipping

Ships **knocked down, FOB Bonduel, WI 54107, freight prepaid.** Freight class 125.

Specifications and prices are subject to change without prior notice.

Pillar™ Tables
Accessories

	MODEL	MODEL NUMBER Basic Model	Approx. Packaged Weight	Delivered Pricing
 HRDPT	**Table Ganger (Set of 2 for one table-to-table gang)** • KIT INCLUDES: • 2 black nylon ganging hooks • 6 nylon pegs • 6 #14 x 1-1/2" screws • Ganger kits available on multiple table lines • Ganger kits must be ordered separately	13.3115	1.0#	$ 17

Ⓐ

HOW TO ORDER

Indicate the following information on order form:
1. Quantity of each item.
2. Model number, including options. See "How To Build a Model Number".
3. Any special service required.

Note: • The ☐ indicates that a choice is required.
- The absence of the ☐ indicates that no choice is required.
- Alpha-numeric characters in place of ☐ indicate that no other alternatives are available.

HOW TO BUILD A MODEL NUMBER

Ⓐ Select basic model.

SPECIAL SERVICES

Special Carton Marking

With specially marked information N/C

Shipping

Ships **knocked down, FOB Bonduel, WI 54107, freight prepaid.** Freight class 125.

Specifications and prices are subject to change without prior notice.

Pillar™ Tables
Accessories

	MODEL	L	MODEL NUMBER Basic Model	MODEL NUMBER Paint Color	Approx. Packaged Weight	Delivered Pricing
HRDPT	**Pattern Infeed** • 108" cord plugs into standard 15 amp outlet • Kit includes Pattern infeed, grey power distribution block, 12" Pattern jumper and white power distribution block • Can be installed anywhere in the run (middle or end) • Jumper length cannot exceed 600" or 50' per infeed • 90 degree angled plug • Includes one Pattern quick release tool • Includes vertical wire management		IFPAT.PI	□□	0.0#	$ 339
HRDPT	**Pattern Jumper** • Each jumper kit includes jumper and grey power distribution block • Review product Planning Guide for table-to-table jumper length guidance	53"	JPPAT.53		1.0#	$ 109
		75"	JPPAT.75		1.0#	115
		101"	JPPAT.101		1.0#	139
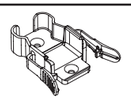 HRDPT	**Pattern Quick Release Tool** • Snaps onto Pattern plugs to make dis-connecting Pattern connections easier • Can be moved to multiple connections • Stores snapped onto one connection for easy access		BE04878.BL		0.0#	$ 3
			Ⓐ	Ⓑ		

HOW TO ORDER

Indicate the following information on order form:
1. Quantity of each item.
2. Model number, including options. See "How To Build a Model Number".
3. Any special service required.

Note: • The □ indicates that a choice is required.
- The absence of the □ indicates that no choice is required.
- Alpha-numeric characters in place of □ indicate that no other alternatives are available.

HOW TO BUILD A MODEL NUMBER

Ⓐ Select basic model.

Ⓑ Select paint color.
Refer to the **Product Color Options** page in this price list.

SPECIAL SERVICES

Special Carton Marking

With specially marked information	N/C

Shipping

Ships **knocked down, FOB Bonduel, WI 54107, freight prepaid.** Freight class 125.

Specifications and prices are subject to change without prior notice.

Pillar™ Tables
Accessories

	MODEL	L	MODEL NUMBER Basic Model	MODEL NUMBER Paint Color	Approx. Packaged Weight	Delivered Pricing
 HRDPT	**Pattern Wire Trough** • Designed to work on training style bases • Keeps wires enclosed and tidy • Allows Snap-in RPT modules to snap into user side of trough while still having access to cables • Wire pass throughs on non-user side • Electrical components to be ordered separately • 22 gauge steel construction • Intended for installation into pre-drilled pilot holes • Mounting hardware included • 4.4"W x 3.2"H x 18"L • One kit for 36" and 42" training or post leg tables (fixed & nesting: rectangle, chevron, scale-up) • Not compatible with 18"D tables	18"	TGH.PI.36	□□	0.0#	$ 66
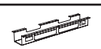 HRDPT	**Pattern Wire Trough** • 4.4"W x 3.2"H x 30"L • One kit for 48" and 54" training or post leg tables (fixed & nesting: rectangle, chevron, scale-up) • Not compatible with 18"D tables	30"	TGH.PI.48	□□	0.0#	$ 84
 HRDPT	**Pattern Wire Trough** • 4.4"W x 3.2"H x 42"L • One kit for 60" and 66" training or post leg tables (fixed & nesting: rectangle, chevron, scale-up) • Not compatible with 18"D tables	42"	TGH.PI.60	□□	0.0#	$ 94
 HRDPT	**Pattern Wire Trough** • 4.4"W x 3.2"H x 54"L • One kit for 72" training or post leg tables (fixed & nesting: rectangle, chevron, scale-up) • Not compatible with 18"D tables	54"	TGH.PI.72	□□	0.0#	$ 107
			Ⓐ	Ⓑ		

HOW TO ORDER

Indicate the following information on order form:
1. Quantity of each item.
2. Model number, including options. See "How To Build a Model Number".
3. Any special service required.

Note: • The □ indicates that a choice is required.
• The absence of the □ indicates that no choice is required.
• Alpha-numeric characters in place of □ indicate that no other alternatives are available.

HOW TO BUILD A MODEL NUMBER

Ⓐ Select basic model.

Ⓑ Select paint color.
Refer to the **Product Color Options** page in this price list.

SPECIAL SERVICES

Special Carton Marking

With specially marked information N/C

Shipping

Ships **knocked down, FOB Bonduel, WI 54107, freight prepaid.** Freight class 125.

Specifications and prices are subject to change without prior notice.

Pillar™ Tables
Accessories

	MODEL	Features	MODEL NUMBER: Basic Model	MODEL NUMBER: Module Color	Approx. Packaged Weight	Delivered Pricing
 HRDPT	**Dean Clamp-on Power Module (Corded)** • Toolessly clamps onto worksurfaces 3/4" to 1-1/2" thick • Not compatible with modesty panels • Provides two 3-prong receptacles, one USB-A and one USB-C charging port • Includes two strain-relief clips included for wire management • 15A approved • UL listed	36" Cord	MOD.MC1.36	□□	1.0#	$ 305
		108" Cord	MOD.MC1.108	□□	1.0#	311
		180" Cord	MOD.MC1.180	□□	1.0#	322
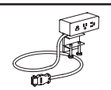 HRDPT	**Dean Clamp-on Power Module (Pattern)** • Toolessly clamps onto worksurfaces 3/4" to 1-1/2" thick • Not compatible with modesty panels • Provides two 3-prong receptacles, one USB-A and one USB-C charging port • Pattern Infeed, jumpers, and gangers ordered separately • Wire management not included • 15A approved • UL listed	40" Pattern Cord	MOD.PMC1.40	□□	1.0#	$ 366
			Ⓐ	Ⓑ		

HOW TO ORDER

Indicate the following information on order form:
1. Quantity of each item.
2. Model number, including options. See "How To Build a Model Number".
3. Any special service required.

Note: • The □ indicates that a choice is required.
- The absence of the □ indicates that no choice is required.
- Alpha-numeric characters in place of □ indicate that no other alternatives are available.

HOW TO BUILD A MODEL NUMBER

Ⓐ Select basic model.

Ⓑ Select module color.
Refer to the **Product Color Options** page in this price list.

SPECIAL SERVICES

Special Carton Marking

With specially marked information	N/C

Shipping

Ships **knocked down, FOB Bonduel, WI 54107, freight prepaid.** Freight class 125.

Specifications and prices are subject to change without prior notice.

1330 Bellevue Street
P.O. Box 8100
Green Bay, WI 54308-8100
800.424.2432
ki.com

KI and Furnishing Knowledge are registered
trademarks of Krueger International, Inc.

© 2020 Krueger International, Inc.
All Rights Reserved.
Code KI-PLW-000012/KI/PDF

Furnishing Knowledge®

PILOT™ SEATING

PRICE LIST

January 3, 2011

Updated October 3, 2022

800.424.2432

Contents

Refer to KI Terms & Conditions document or visit ki.com.

Contents

Refer to KI Terms & Conditions document or visit ki.com.

Ordering C.O.M., C.O.L., and C.O.V.

Bonduel, Green Bay, Ontario, Tupelo and Shipping Locations 3

Pilot®

General Information 4

Task Chairs 5

Ordering COM, COL and COV
Information

How to Specify C.O.M. Upholstery
Textile designs often have intricate patterns. Not all individuals will interpret fabric direction in the same manner.

As a standard procedure, KI cuts fabrics off the roll in a horizontal fashion as shown in Diagram A at the right. By cutting in this fashion, most waste is eliminated. Our requirements for yardage in this book are based on this type of cutting. When directional or patterned fabrics are used, they often require more yardage than solid colors.

By providing KI with a completely filled-out copy of the form on this page, we will be able to expedite your order. We find it particularly helpful with directional or patterned upholstery material. It is critical that copies of this form accompany test quantities as well as production quantities of C.O.M.

C.O.M. must be supplied in continuous yardage.

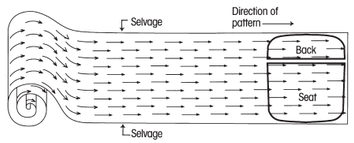

C.O.M., C.O.L. and C.O.V. Testing
KI will require for testing actual yardage to upholster one chair. The testing requirements depend on which chair you have selected on your order.

Test samples will be applied to the order and will be held for 6 months if needed. After 6 months, the sample can no longer be applied to your order. For all products to be tested, send test samples for approval to:

KI
Attn: C.O.M. Specialist
1687 Westminster Drive, Gate 3
Green Bay WI 54302

To expedite the procedure, attach a copy of the "C.O.M. Information Form" on this page.

All C.O.M., C.O.L. and C.O.V. must be labeled with the purchase order number.

C.O.M., C.O.L. and C.O.V. Production
Customer's fabrics and leathers must be approved prior to acceptance for production. Upon test approval, a 1' square sample swatch of upholstery material must accompany the order. KI assumes no responsibility for wear, defects or performance of customer's own fabrics, vinyl or leather. C.O.M., C.O.L. and C.O.V. orders are available on a deferred delivery basis.

Orders for production of C.O.M., C.O.L. and C.O.V. upholstered products are not scheduled for processing until upholstery material is received. Upon receipt, KI will provide an acknowledgement and an estimated shipping date.

KI recommends that leather be ordered in yardage. Leather must be usable. The outer edges cannot be calculated as square feet or yardage.

The C.O.M., C.O.L. and C.O.V. yardage requirements accompanying products in the pricing section are for 10 chairs/seats or less, 54" wide nondirectional material. On larger orders, less material is required.

For exact production yardage requirements, call 1-800-424-2432, ext. 2707.

C.O.M., C.O.L. and C.O.V. Order Processing
For products shipped from Green Bay, WI facility, ship upholstery material to:

KI
Attn: C.O.M. Storage
1687 Westminster Drive, Gate 3
Green Bay, WI 54302

T

For products shipped from Bonduel, WI facility, ship material to:

KI
Attn: C.O.M. Storage
204 West South Street
Bonduel, WI 54107

For products shipped from Ontario, CA facility , ship material to:

Avail/Impress/Kismet/Medical & Laboratory Stools/Pilot
Attn: C.O.M. Storage
1110 S. Mildred Ave.
Ontario, CA 91761

Intricate Patterns
In the event of specific requirements for positioning of intricate patterns or pattern repeats on seats and backrests, provide a sketch noting requirements, as in Diagram B, along with materials for testing, and with the order.



Diagram B

Treated Materials
If C.O.M. requires processing such as Scotchgard® or acrylic backing, it often shrinks. To prevent delays in delivery or back ordering due to shrinkage, please have your processor remeasure after processing and assure adequate yardage shipment.

Split Orders
If a portion of the shipment which does not require C.O.M., C.O.L. or C.O.M. applications is to be processed and shipped early, KI will enter the order immediately at your request. These split shipments are subject to minimum order changes.

Contact the C.O.M. Specialist at 1-800-424-2432, ext. 2707, with questions or to verify a split order.

Excess Upholstery Material
KI will dispose of excess upholstery material at the time of shipment unless expressly requested to return it with the product shipment.

Cancelled or Changed Orders
KI assumes no responsibility for extra C.O.M., C.O.L. or C.O.V. material due to a change of upholstery or cancellation of an order. It is the customer's responsibility to arrange for return of this material.

C.O.M., C.O.L and C.O.V. Information Form

A copy of this form should accompany test requests and production orders. Please fill it out completely, and, if your order has been acknowledged, provide the acknowledgement number.

Purchasing Agent (Dealer or buying organization)

Attention

Address

City State Zip

Project Name

Type of seating and number of units of each type

Please see information below and check the appropriate box.

☐ Submitted for testing.

Purchase Order Number

☐ Test approved. Submitted for production.

KI Acknowledgement Number

In all instances, send this form to the C.O.M. Specialist.

☐ A Selvage Top and Bottom



☐ B Selvage Side and Side



C.O.M. SHIPPING LOCATION

Architectural Walls
- Evoke ..... MN
- Genius Walls ..... MN

Casegoods
- Aristotle Tackboards ..... MN
- Likha Tackboards ..... MN

Classroom Furniture
- Intellect Wave Chairs ..... GB
- Learn2 ..... GB
- Ruckus ..... GB

Desking
- 700 Series Desking ..... KP
- Balance Overheads ..... MN
- Genesis Desking ..... MN
- True Desking ..... KP
- Universal Overheads ..... MN
- WorkZone Desking ..... MN

Files & Storage
- 700 Series Pedestal Cushion ..... GB
- Connection Zone Pads ..... BW
- U-Series Pedestal Cushion ..... GB
- Tattoo ..... BW

Fixed Seating
- Concerto Auditorium Seating ..... BW
- Single Pedestal Seating ..... GB
- Jury Base Seating ..... GB
- Lancaster Auditorium Seating ..... BW
- Sequence Seating ..... GB
- University Seating ..... GB

Panel Systems
- All Terrain ..... KP
- Balance Overheads ..... MN
- System 3000 ..... MN
- Universal Overheads ..... MN
- Wireworks ..... MN
- Unite ..... MN

Residence Hall Furniture
- RoomScape Furniture ..... MN

Screens
- All Terrain ..... KP
- Connection Zone ..... BW
- True/Volition ..... KP
- Genesis ..... KP
- Tattoo ..... MN
- Universal ..... BW

Seating
- 400 Series Folding Chairs ..... BW
- 600 Series Folding Chairs ..... BW
- 600 Series Stools ..... BW
- Affina Collection ..... HN
- Altus Task Chairs ..... GB
- Apply Stack Chairs ..... GB
- Auditorium Folding Chairs ..... BW
- Calida Lounge Seating ..... HN
- Diem Task Chairs ..... OM
- Doni Collection ..... GB
- FourC Seating ..... GB
- Gladly Lounge Seating ..... VQ
- Grazie Seating ..... GB
- Hiatus Sleeper Bench ..... HN
- Hub Modular Lounge Seating ..... HN
- Impress Task Chairs ..... OM
- Impress Ultra Task Chairs ..... OM
- Jessa Lounge Seating ..... HN
- Jubilee Lounge Seating ..... VQ
- Katera Guest Chair ..... GB
- Kurv Benches ..... HN
- LaResta Day Beds ..... HN
- LimeLite ..... GB
- Lyra Lounge Seating ..... HN
- Maestro Stack Chairs ..... GB
- Matrix Stack Chairs ..... GB
- Medical & Laboratory Stools ..... OM
- MyPlace Lounge Seating ..... HN
- MyWay Seating ..... HN
- Oath Task Chairs and Stools ..... GB
- Opt4 ..... GB
- Pilot Task Chairs ..... OM
- Promenade Seating System ..... BW
- Ruckus ..... GB
- Sela Lounge Seating ..... HN
- Sift Task Chairs ..... GB
- Signia Task Chairs and Stools ..... OM
- Soltice Metal Collection ..... HN
- Soltice Multiple, Healthcare & Guest ..... HN
- Soltice II Healthcare Seating ..... HN
- Strive Multiple, Stack & Task ..... GB
- Sway ..... BW
- Tattoo ..... HN
- Torsion-on-the-Go! Nesting Chairs ..... GB
- Torsion Air Stack and Task Seating ..... GB
- Zoetry ..... HN

KI Manufacturing Sites - Customer's Own Material Shipment Manufacturing Site Addresses

BW
KI Bonduel
Attn: COM Storage
204 West South St.
Bonduel, WI 54107

HN
KI High Point
Attn: COM Storage
217 Feld Avenue
High Point, NC 27263

MN
KI Manitowoc
Attn: COM Storage
1400 S. 41st St.
Manitowoc, WI 54220

VQ
KI
Attn: COM Fabrics
6892 Marlin Circle
La Palma, CA 90623

GB
KI Green Bay
Attn: COM Storage
1687 Westminster Drive - Gate 3
Green Bay, WI 54302

KP
KI Pembroke
Attn: COM Storage
1000 Olympic Dr.
Pembroke, Ontario K8A6X7

OM
KI
Attn: COM Storage
1110 S. Mildred Ave.
Ontario, CA 91761

© 2022 Krueger International Inc. All Rights reserved. Code KI-FF-000059/KI/PDF/0822

Pilot®
General Information



Pilot Armless Chair (KI88/NA)



Pilot Task Loop Arm Chair (KI88/KR48)



Pilot Task T-Arm Chair (KI88/KR300)

Features			
Adjustable back angle	•	•	•
Extra wide seat	•	•	•
Seat depth adjustment	•	•	•
Back height adjustment	•	•	•
Warranted to 400 lbs & 24/7 use	•	•	•
General Dimensions			
Seat width	24"	24"	24"
Seat depth	17" - 19-1/2"	17" - 19-1/2"	17" - 19-1/2"
Seat height	18" - 23"	18" - 23"	18" - 23"
Back width	23-1/2"	23-1/2"	23-1/2"
Back height from seat	25"	25"	25"
Overall Dimensions			
Width	27"	27"	31-1/2"
Depth	27"	27"	27"
Height	43" - 52"	43" - 52"	43" - 52"

SPECIFICATIONS

Seat
Seat is constructed of 5/8" thick, 10-ply plywood with one solid steel reinforcement plate that spans from seat edge to seat edge and 3.75" thick molded foam. The steel reinforcement plate has welded steel t-nuts for arms and mechanism. The contoured molded foam-covered board is upholstered with fabric. The front edge of the seat has a waterfall design. The seat is attached to a seat mechanism with four 5/16" screws into steel welded t-nuts.

An integral seat slide is attached to the under side of the seat board which allows the seat depth to be adjusted from 17" to 19-1/2". A black dust cover fabric shrouds the seat slide. The seat slide assembly is mounted to steel attachment brackets in the mechanism and seat plate that allow the seat to slide in and out.

Seat Mechanism
Chair features infinitely locking back angle, and tilt rocking.

Pneumatic Height Adjustment
Chair features pneumatic seat height adjustment from 18" to 23".

Backrest (vertically adjustable)
Backrest is constructed of 1/2" thick 9-ply plywood and 2-1/2" body-contoured molded foam. The outer back shell is upholstered ply-wood. The backrest is attached to a five-position ratcheting mechanism that provides 4" of vertical adjustment along a 1/4" thick x 4" wide high-strength steel J-bar. The J-bar is fastened directly to the seat mechanism with three 5/16" bolts.

T-Arms
Adjustable, heavy-duty arms have 2-3/4" vertical travel (from approximately 10" - 12-3/4" above the seat). There is 1-1/4" of width adjustment per side or 2-1/2" width adjustment total.

Loop Armrests
Main armrest support is made of 1/4" thick by 2-1/4" wide bent steel constructions. Armrests are attached to a solid steel reinforcement plate that spans from side to side and which is mounted to the seat board for increased arm strength. Armrest pads are self-skinning soft urethane material with steel inner structures. Loop arms are fixed height.

Base
Extra-wide 27" five-blade base constructed of heavy-duty composite. The center of the base has a patented non-slip ring where the pneumatic cylinder is mounted. A telescoping cylinder shroud conceals the heavy-duty pneumatic cylinder.

Casters
Heavy-duty 55mm diameter double wheels are molded of high-impact plastic with steel stud.

INFORMATION

C.O.M. Testing and Production Requirements
Not all materials are suitable for upholstering this product. A 2-1/2 yd x 54" sample must be submitted and approved prior to acceptance of an order. If the fabric is directional in pattern or weave, the direction must be indicated on the submitted sample, and additional yardage maybe requested.

Test samples must be sent to:

Pilot
Attn: C.O.M. Department
1110 S. Mildred Ave.
Ontario, CA 91761

Fabric Disclaimer
Fabric will be applied as swatched by the fabric manufacturer. Fabric that is required to be applied differently than is swatched will need a Product Modification Request written specifying the direction the fabric is to be applied.

Assembly
Ship knocked-down (KD). Minimal assembly required.

INFORMATION

Warranty
Refer to KI Terms & Conditions document or visit ki.com

Pilot®
Task Chairs

Pilot®
Task Chairs

	MODEL	Features	MODEL NUMBER: Basic Model	Base	Upholstery Color	Approx. Packaged Weight	Delivered Pricing Fabric Grade 1 & C.O.M.	Delivered Pricing Fabric Grade 2	Delivered Pricing Fabric Grade 3	Delivered Pricing C.O.V.	Delivered Pricing Vinyl Group 2V	Delivered Pricing Pallas Fabric Group P0	Delivered Pricing Pallas Fabric Group P1	Delivered Pricing Pallas Fabric Group P2	Delivered Pricing Pallas Fabric Group P3	Delivered Pricing Pallas Fabric Group P4	Delivered Pricing Leather
	**Pilot Chair** • Oversized seat and back • Extra cushioning • Back height and seat depth adjustment • Pedestal base available in dark grey painted titanium only	No Arm	KI88/NA	☐	☐☐☐☐	68.0#	$ 1844	$ 1869	$ 1896	$ 1844	$ 1896	$ 1978	$ 2080	$ 2154	$ 2230	$ 2322	$ 3077
		Loop Arm	KI88/KR48	☐	☐☐☐☐	80.0#	2038	2065	2093	2038	2093	2173	2276	2349	2429	2518	3273
		T-Arm	KI88/KR300	☐	☐☐☐☐	80.0#	2087	2113	2139	2087	2139	2222	2324	2398	2472	2564	3321
PILOT			Ⓐ	Ⓑ	Ⓒ												

HOW TO ORDER

Indicate the following information on order form:
1. Quantity of each item.
2. Model number, including options. See “How To Build a Model Number”.
3. Any special service required.

Note: • The ☐ indicates that a choice is required.
- The absence of the ☐ indicates that no choice is required.
- Alpha-numeric characters in place of ☐ indicate that no other alternatives are available.

HOW TO BUILD A MODEL NUMBER

Ⓐ Select basic model.

Ⓑ Select base option.

C	- Carpet casters
G	- Glides
S	- Hard floor casters

Ⓒ Select upholstery grade/color.
Refer to **ki.com/fabrics**

UPHOLSTERY INFORMATION

C.O.M. Upholstery
C.O.M. requirement is 2-1/2 yards per chair of 54” wide nondirectional fabric; solid colors only. For complete information on ordering C.O.M., see “Ordering C.O.M., C.O.V. and C.O.L.” section.

SPECIAL SERVICES

Special Carton Marking

With specially marked information	N/C

Shipping
Ships **knocked down, FOB Ontario, CA 91761, freight prepaid.** Freight class 125.

Specifications and prices are subject to change without prior notice.

1330 Bellevue Street
P.O. Box 8100
Green Bay, WI 54308-8100
800.424.2432
ki.com

KI and Furnishing Knowledge are registered
trademarks of Krueger International, Inc.

© 2020 Krueger International, Inc.
All Rights Reserved.
Code KI-PLW-000434/KI/PDF

Furnishing Knowledge®

PIROUETTE® TABLES

PRICE LIST

April 9, 2014

Updated October 3, 2022

800.424.2432

Contents

Refer to KI Terms & Conditions document or visit ki.com.

Contents

Refer to KI Terms & Conditions document or visit ki.com.

Pirouette® Tables

General Information 3
General Information-Pattern Electrical 14
General Information-Height Adjustable 17
Product Color Options 20

Pirouette® Tables - Fixed Height Base

Fixed Top-Rectangular-29" High (Training) 21
Fixed Top-Rectangular-29" High (Collaborative) 25
Fixed Top-Rectangular-29" High (Conference) 26
Fixed Top-Rectangular-36" High (Counter Height) 32
Fixed Top-Rectangular-42" High (Cafe Height) 34
Fixed Top-Chevron-29" High (Standard Height) 36
Fixed Top-Chevron-36" High (Counter Height) 38
Fixed Top-Chevron-42" High (Cafe Height) 40
Fixed Top-Double Chevron-29" High (Standard Height) 42
Fixed Top-Double Chevron-29" High (Conference) 44
Fixed Top-Guitar Pick-29" High (Standard Height) 48
Fixed Top-Square-29" High (Standard Height) 49
Fixed Top-Square-36" High (Counter Height) 50
Fixed Top-Square-42" High (Cafe Height) 51
Fixed Top-Round-29" High (Standard Height) 52
Fixed Top-Round-36" High (Counter Height) 53
Fixed Top-Round-42" High (Cafe Height) 54
Fixed Top-Scale Up-29" High (Standard Height) 55
Fixed Top-Half Round-29" High (Standard Height) 56
Fixed Top-Trapezoid-29" High (Standard Height) 57
Nesting Top-Rectangular-29" High (Training) 58
Nesting Top-Rectangular-29" High (Collaborative) 60
Nesting Top-Rectangular-36" High (Counter Height) 61
Nesting Top-Rectangular-42" High (Cafe Height) 62
Nesting Top-Chevron-29" High (Standard Height) 63
Nesting Top-Chevron-36" High (Counter Height) 65
Nesting Top-Chevron-42" High (Cafe Height) 66
Nesting Top-Double Chevron-29" High (Standard Height) 67
Nesting Top-Round-29" High (Standard Height) 69
Nesting Top-Scale Up-29" High (Standard Height) 70
Nesting Top-Half Round-29" High (Standard Height) 71
Nesting Top-Trapezoid-29" High (Standard Height) 72

Pirouette® Tables w/Single Circuit Electrical - Fixed Height Base

Fixed Top-Rectangular-29" High (Training) 73
Fixed Top-Rectangular-36" High (Counter Height) 78
Fixed Top-Rectangular-42" High (Cafe Height) 82
Fixed Top-Chevron-29" High (Standard Height) 86
Fixed Top-Chevron-36" High (Counter Height) 88
Fixed Top-Chevron-42" High (Cafe Height) 90
Fixed Top-Scale Up-29" High (Standard Height) 92
Nesting Top-Rectangular-29" High (Training) 93
Nesting Top-Rectangular-36" High (Counter Height) 97
Nesting Top-Rectangular-42" High (Cafe Height) 101
Nesting Top-Chevron-29" High (Standard Height) 105
Nesting Top-Chevron-36" High (Counter Height) 107
Nesting Top-Chevron-42" High (Cafe Height) 109
Nesting Top-Scale Up-29" High (Standard Height) 111

Pirouette® HA Tables - Pneumatic Adjustable Height Base

Fixed Top-Rectangular 112
Fixed Top-Chevron 113

Pirouette® HA Tables - Screw Adjustable Height Base

Fixed Top-Rectangular 114
Fixed Top-Chevron 115

Pirouette® HA Tables - Pneumatic Adjustable Height Base

Nesting Top-Rectangular 116
Nesting Top-Chevron 117

Pirouette® HA Tables - Screw Adjustable Height Base

Nesting Top-Rectangular 118
Nesting Top-Chevron 119

Pirouette® Tables

Accessories 120

PRODUCT SPECIFICATIONS

Pirouette® Tables

Tables with Activ8 Electrical, Power Modules with 3-Prong Plug or No Power

October 2021



TECHNICAL SPECIFICATIONS

Tabletops
Standard tabletops are nominal 1 1/4" overall thickness with .030" thick high-pressure laminate top surface and .028" phenolic backer (bottom surface). The density of the core in standard tops is 45 lb/cu ft. particleboard. Pirouette table is available with the 2 mm (74P) edge.

Flipping/Nesting Table Frame
The framework for table support and flipping/nesting operation consists of 30 mm x 50 mm x 3 mm thick wall steel tubing, with 4 mm thick formed steel support hubs welded to the tubes for mounting the legs. A 3 mm formed steel table support bracket is attached to the beam and hub structure using a 10 mm diameter steel pivot pin. #12 x 1 3/4" Phillips wood screws attach the framework brackets to the tabletop. A 9.9 mm steel hex rod connects the latch mechanism and is connected to a nylon release paddle on either end of the table base. The table latch release handle is actuated by squeezing the paddle on either end to the underside of the tabletop. Pulling upward raises the tabletop for nesting storage.

To lower the table, grasp the top center of the tabletop edge and lower the surface to allow the latches to engage once the surface is down. All hinge pins for the flipping mechanism are zinc plated steel. Hinge pin spacers are molded nylon. The framework is shipped separately, ready to be assembled to the tabletop and legs.

Leg Assembly - Flipping/Nesting Table
The leg assembly consists of one right-hand leg and one left-hand leg. There are three leg depths. One depth fits 18" deep tables; one fits 24" and 30" deep tables; the other fits 36" deep tables. Leg height is fixed to provide 29" high tabletop height. An ADA table height of 32" is accomplished using 3" leg extensions threaded into the bottom of the leg. Café height of 36" and standing height of 42" are also available. Leg construction consists of 2.2" diameter, .10" thick wall steel tubing with a 4 mm thick steel pivot plate welded to it. The feet consist of two 4 mm thick blades welded to the leg tube. The blade covers are aluminum die cast, attached with self-tapping metal screws. The leg assemblies are bolted to the table frame structure using two M12 x 25 mm flat head bolts. Leg assemblies ship with blade covers installed but casters or glides need to be installed upon assembly. A hardware kit is shipped with the base that consists of a cover that must be installed after the leg assembly to prevent access to the pivot mechanism.

Leg Assembly - Fixed T-Base Table
Three T-Base leg depths are available. One depth fits 18" deep tables; one fits 24" and 30" deep tables; the other fits 36" deep tables. Leg height is fixed to provide 29" high tabletop height. An ADA table height of 32" is accomplished using 3" leg extensions threaded into the bottom of the leg. Café height of 36" and standing height of 42" are also available. Leg construction consists of 2.2" diameter, .10" thick wall steel tubing with a 5 mm thick steel plate welded to it. The feet consist of two 4 mm thick blades welded to the leg tube. The blade covers are aluminum die cast, attached with self-tapping metal screws. The leg assemblies are attached to the tabletops using #12 x 1" screws. Leg assemblies ship with blade covers installed but casters or glides need to be installed upon assembly.

Leg Assembly - Fixed TT-Base Table
Some larger fixed leg tables use a T or TT-base style leg. Available standard in one depth of 38" to fit 42" and 48" deep tables. Leg height is fixed to provide only 29" high tabletop height. ADA table height of 32" is accomplished using 3" leg extensions threaded into the bottom of the leg. Leg construction consists of 2.2" diameter, .10" thick wall steel tubing with a 5 mm thick steel plate welded to it. The feet consist of two 4 mm thick blades welded to two leg tubes separated by a 1" x 2" welded steel cross tube, and the blade covers are aluminum die cast attached with self-tapping metal screws. The leg assemblies are attached to the tabletop using #12 x 1" screws. Leg assemblies ship with blade covers installed but casters or glides need to be installed upon assembly.

Furnishing Knowledge®

Pirouette® Tables
General Information

TECHNICAL SPECIFICATIONS

Leg Assembly - Fixed C-Base
Some shaped tables use three or four C-Base style legs. Available standard in one length of 14". Leg height is fixed to provide only 29" high tabletop height. ADA table height of 32" is accomplished using 3" leg extensions threaded into the bottom of the leg. Leg construction consists of 2.2" diameter, .10" thick wall steel tubing with a 5 mm thick steel plate welded to it. The foot consist of one 4 mm thick blade welded to the leg tube, and the blade covers are aluminum die cast attached with self-tapping metal screws. The Leg assemblies are attached to the tabletop using #12 x 1" screws. Leg assemblies ship with blade covers installed but casters or glides need to be installed upon assembly.

Leg Assembly - Fixed X-Base
Some Round and Square Shaped tables use X-Base style legs. Available in a standard 28" x 28" style foot configuration. 29", 36" and 42" tabletop height configurations are available on various sizes. Leg construction consists of 3" diameter, .10" thick wall steel tubing with a 5 mm thick steel plate welded to it. The foot consist of one 4 mm thick blade welded to the leg tube, and the blade covers are aluminum die cast attached with self-tapping metal screws. The leg assemblies are attached to the tabletop using #12 x 1" screws. Leg assemblies ship with blade covers installed but casters or glides need to be installed upon assembly.

Casters and Glides
Each table includes either glides or casters. Each table with casters will include two wheel locking casters. Casters are made of molded nylon and are two-tone Starlight Silver and black. Glides are made of molded nylon and are two-tone black and white. Glides and casters are interchangeable without changing table height. Caster wheels are a minimum of 2.44" (62 mm) diameter. Caster wheel treads are medium hard (75 max Shore A) for easy mobility on carpet or hard floors. Glides have a smooth convex bottom surface for mobility. 2 3/4" diameter black nylon glides are optional. Glides have 1" of telescoping height adjustment that adjusts table height from 28 1/2" to 29 1/2". Steel 1/2" threaded stems attach the glides to legs. Casters and glides ship unassembled.

Ganging Mechanism
After installation of pegs, no tools are required to join tables together. Tabletops are pre-drilled for placement of ganging pegs. Two gangers and six pegs are included in the kit. If table is specified with power modules for Activ8, two gangers, eight pegs and all mounting screws are included in the kit. One kit per table joint is required. All ganging accessories are included for tables with Activ8 electrical. Field installed. Gangers are self-storing under the table when not in use. Ganging kits are ordered separately for all other table models.

Vertical Leg Wire Management
A color matched extrusion made of aluminum "snaps" to the Pirouette leg, managing cables and wires exiting power modules or through standard grommets installed on the tabletop. The extrusion is 12" long. Vertical wire managers are included when power options are ordered.

Wire Trough
If Activ8 components are included with the Pirouette Table, under table wire trough is provided. If Pirouette Tables come with PowerUp, Villa, or if a power module for Activ8 is ordered separately, then wire trough must be ordered separately. Constructed of 22-gauge steel with black powder-coated finish. Screws are provided for attachment to the underside of the top. Tops are pre-drilled for wire trough location.

Velcro® Wire Management
The Velcro® wire manager is constructed of 2" x 4 1/2" Velcro hook and loop material. The wire manager is provided with adhesive backing and screws for attachment to the underside of the top. Tops are pre-drilled for locating wire manager, but the manager may be applied in any convenient location. Two or four wire managers are included when power options are ordered. Field installed.

PowerUp® Module with 3-Prong Plug
Tables are available with one or two PowerUp modules with 3-prong plug per table. On tables with one module, it is located centered within the top width. Modules are spaced 2 7/8" from the tabletop back edge on 18", 24" and 30" deep tops. They are also spaced 2 7/8" from the tabletop back edge on 36" deep tops up to 72" in width. For tops that are 36" in depth and 84" or more in width, and for all 42" and 48" deep tops, the modules are located along the centerline of the top (front-to-back) and approximately 23" to 35" from the edge of the top depending on the top width. Tables with widths of 72" or less always receive one module, while tables with widths of 84" or more always receive two modules.

TECHNICAL SPECIFICATIONS

The PowerUp module is a UL listed, relocatable power tap, which is a surface mounted power module with a plastic cover. When open, one duplex power receptacle and two data jack openings are exposed. The module is 3 1/4" wide by 7" long and 2 1/4" tall when opened and fits securely into a 6 1/4" x 3" cutout, still allowing removal without tools. The module is constructed of polycarbonate with a textured finish, meeting UL 94 V-0 Flame Class minimum requirements. The module has two receptacles, rated at 15 Amps/125 Volts and two locations for data connectors. Snap-in data plates hold data connectors and allow the standard module to accommodate most manufacturers. The data connectors are not supplied with the module and are purchased by the customer. The module has a dampened spring-loaded mechanism to allow the unit to open for use and close when not in use. The power receptacles open above the plane of the tabletop to avoid accidental spills into the receptacle. Data jacks remain stationary to avoid excess wear and tear on the wire connections and promote transmission of data communication. Data ports are molded to accept RJ45 jacks, but can be modified to accept various brands of jacks. The module comes standard with either a 9 ft or 15 ft cord and 3-prong plug.

Villa™ Power Module with 3-Prong Plug

Tables are available with one or two Villa power modules with 3-prong plug. On tables with one module, it is located centered within the top width. Modules are spaced 3" from the back edge on 18", 24" and 30" deep tops. They are also spaced 3" from the back edge on 36" deep tops up to 72" in width. For tops that are 36" in depth and 84" or more in width, and for all 42" and 48" deep tops, the modules are located along the centerline of the top (front-to-back) and approximately 23" to 35" from the edge of the top depending on the top width. Tables with widths of 72" or less always receive one module, while tables with widths of 84" or more always receive two modules.

The Villa power module with 3-prong plug is an Intertek ETL Listed Furniture Power Distribution Unit surface module that mounts below a 6 1/4" x 3" grommet cutout in the tabletop. The module is 3 1/2" wide by 6 3/4" long and 2" tall when opened. The module comes standard with either a 9 ft or 15 ft cord and 3-prong plug, rated 120VAC, 15A. When open, two simplex power receptacles, two USB charging ports and one data jack opening are exposed. The module can be modified to fit various brand jacks. Data connectors are not supplied with the module and are purchased by the customer. Metal grommet cover is included.

Activ8® Electrical

The Activ8 electrical system is a UL 962 recognized component that allows up to eight duplex power modules to be connected to one standard 15-amp power cord. Activ8 electrical system does not require modules to be connected in a certain order. The number of power modules connected is automatically limited to the maximum allowed under UL standard 962. If too many modules are connected, the Activ8 control box disconnects all power to the system and illuminates a red LED. Power is resumed automatically to the system once the extra power module or modules are disconnected, which is indicated by a green LED. The fuse on the power entry box can be reset as it is used to limit the number of devices on the chain. If the system receives a voltage spike, it would likely destroy the infeed box and would need to be replaced. Activ8 will not work with GFI/GFCI outlets or backup systems such as uninterrupted power supplies.

Activ8® Power Infeed

Series includes a standard NEMA 5-15P 15-amp plug on one end of the 108" cord and a non-sequentially keyed connector at the opposite end of the cord. Control box is located 12" from the table connection.

Built-in diagnostics LED shows system status:
- Green=power is on and system is working properly.
- Red=power has been stopped because too many modules are connected.
- LED off=input power is not available; check that power cord is plugged into an outlet, and that power is available to that outlet.

NOTE: The Activ8 Power infeed unit must be ordered separately. Site configurations vary and will affect the number of power infeeds required. The number of tables in each ganging configuration, as well as the number of receptacles per table will determine the number of power infeed units required at any given installation.

Pirouette® Tables
General Information

TECHNICAL SPECIFICATIONS

PowerUp® Module for Activ8®

Tables are available with one or two PowerUp modules for Activ8 per table. On tables with one module, it is located centered within the top width. Modules are spaced 2 7/8" from the tabletop back edge on 18", 24" and 30" deep tops. They are also spaced 2 7/8" from the tabletop back edge on 36" deep tops up to 72" in width. For tops that are 36" in depth and 84"-96" or more in width, the modules are located along the centerline of the top (front-to-back) and approximately 18" from the edge. Tables with widths of 72" or less always receive one module, while tables with widths of 84" or more always receive two modules.

The PowerUp module for Activ8 is a surface mounted power module with a plastic cover. The module is 3 1/4" wide by 7" long and 2 1/4" tall when opened. The module has a dampened spring-loaded mechanism to allow the wait to open for use and close when not in use.When open, two simplex power receptacle and two data jack openings are exposed. A connector with three ports is located at the opposite end of the 12" cord. The module can be modified to fit various brand jacks. Data connectors are not supplied with the module and are purchased by the customer. Up to eight modules may be connected per infeed.

Villa™ Power Module for Activ8®

Tables are available with one or two Villa power modules for Activ8 per table. On tables with one module, it is located centered within the top width. Modules are spaced 3" from the back edge on 18", 24" and 30" deep tops. They are also spaced 3" from the back edge on 36" deep tops up to 72" in width. For tops that are 36" in depth and 84" or more in width, the modules are located along the centerline of the top (front-to-back) and approximately 23" to 35" from the edge of the top depending on the top width. Tables with widths of 72" or less always receive one module, while tables with widths of 84" or more always receive two modules.

The Villa power module for Activ8 is a surface module that mounts below a 6 1/4" x 3" grommet cutout in the tabletop. The module is 3 1/2" wide by 6 3/4" long and 2" tall when opened. When open, two simplex power receptacles, two USB charging ports and one data jack opening are exposed. A connector with three ports is located at the opposite end of the 12" cord. The module can be modified to fit various brand jacks. Data connectors are not supplied with the module and are purchased by the customer. Metal grommet cover is included. Up to eight modules may be connected per infeed.

Flip Top Grommet

The flip top grommet is a surface mounted cover constructed of ABS plastic. One grommet ships per table, which is located in the center of the tops. Two grommets ship per conference table, which are located near the center of the tops. They are available in four standard KI colors: Warm Grey, Sand, Black, and Blue Grey. Grommets have a flip-up receding door and are identical in size to the PowerUp module to allow for retrofitting of PowerUp at a later date. When the flip-up door is closed, the available opening for power or data cords is 1/2" wide by 5 3/4" long. Open door available space is 2 1/4" x 5 3/4". Field installed.

Fabric Wrapped Modesty Panel/Wire Management

The modesty panel is constructed of a heat-set, non-woven PET material, pressed into a flexible, durable and dent resistant panel. The panel is fabric wrapped, black only. The panel is hung by plastic clips that mount to the underside of the tabletop using wood screws. The modesty panel hangs freely when in use or when the tabletop is in its nested, upright position. The panel has a Velcro fastened pouch on the user side to route and hide cables or wires from electronic equipment to the optional vertical leg wire manager. The modesty panel measures 10 1/8" high (measured down from underside of the tabletop) by the width of the table by 3/4" thick.

Polyester Felt Modesty Panel

Modesty panels are constructed from a sound-absorbing, 100% polyester felt. The panels have a density of 0.5 lb/ft^2 and is sound absorbing tested to ASTM C423 with an NRC rating of .44 when using no air gap (A Mount testing method) and an NRC rating of .81" with 2" air gap. The polyester felt is in accordance with ASTM-E84 and achieve a Class A Flame Spread. Standard sizes are 9 1/4" high by 28 1/2", 34 1/2", 40 1/2", 46 1/2", 52 1/2", 58 1/2", 64 1/2", and 70 1/2" wide.

Mounting Hooks

The mounting hooks are 18-gauge steel and attach underneath the tabletop using two steel screws. Panels 28 1/2", 34 1/2", 40 1/2" and 46 1/2" wide use two hooks per panel. Panels 52 1/2", 58 1/2", 64 1/2" and 70 1/2" wide use three hooks per panel.

Pirouette® Tables
General Information

DIMENSIONS - Wire Trough

Wire Trough Width	A	B	RPT Module Openings	Wire Access Openings
20"	20"	10"	1	1
32"	32"	2.85"	2	2
44"	44"	2.85"	2	3
56"	56"	2.85"	2	3

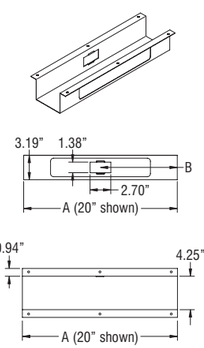

20" Wire Trough

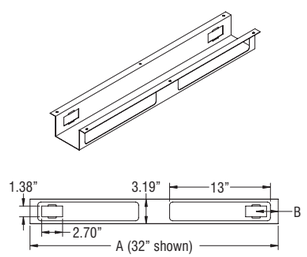

32" Wire Trough

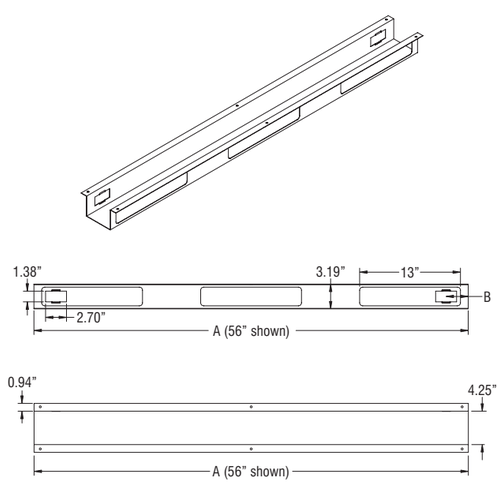

56" Wire Trough

DIMENSIONS - Nested Tables

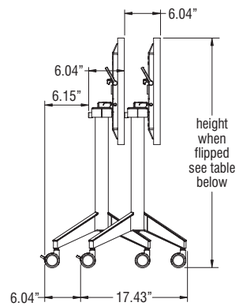

18" Deep Tabletops

18" Nesting Table Height	
Number of Tables	Depth When Flipped Up
1	17.43"
2	23.47"
3	29.51"
4	35.55"

18" Deep Tabletops
Nesting Footprint Calculation: Overall Depth of a Row = 17.43" (1 table) + 6.04" (additional tables)

Examples: 2 tables: 17.43" (1 table) + 6.04" (1 table) = 23.47"

4 tables: 17.43" (1 table) + 6.04" (3 tables) = 35.55"

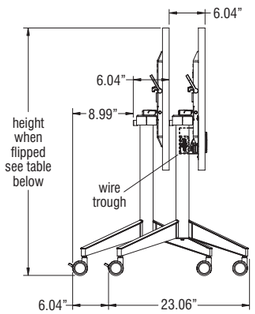

24"-30" Deep Tabletops

24" Nesting Table Height	
Number of Tables	Depth When Flipped Up
1	23.06"
2	29.10"
3	35.14"
4	41.18"

24"-30" Deep Tabletops
Nesting Footprint Calculation: Overall Depth of a Row = 23.06" (1 table) + 6.04" (additional tables)

Examples: 2 tables: 23.06" (1 table) + 6.04" (1 table) = 29.10"

4 tables: 23.06" (1 table) + 6.04" (3 tables) = 41.18"

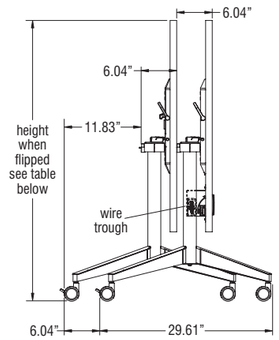

36" Deep Tabletops

36" Nesting Table Height	
Number of Tables	Depth When Flipped Up
1	29.61"
2	35.65"
3	41.69"
4	47.73"

36" Deep Tabletops
Nesting Footprint Calculation: Overall Depth of a Row = 17.43" (1 table) + 6.04" (additional tables)

Examples: 2 tables: 29.61" (1 table) + 6.04" (1 table) = 35.65"

4 tables: 29.61" (1 table) + 6.04" (3 tables) = 47.73"

Nesting Table Height							
	Table Depth	Height When Flipped Up	Foot Base		Table Depth	Height When Flipped Up	Foot Base
PINRT	18"	39"	18"	PINRT	30"	45"	24"
PINH-48	18"	39"	18"	PINRC	30"	45"	24"
PINCV	18"	42"	18"	PINT	30"	44"	24"
PINRT	24"	42"	24"	PINS	30"	43"	24"
PINRC	24"	45"	24"	PINRH (36" HIGH)	30"	52"	24"
PINH-60	24"	42"	24"	PINRH (42" HIGH)	30"	58"	24"
PINH-72	24"	45"	24"	PINCV	30"	48"	24"
PINRH (36" HIGH)	24"	49"	24"	PINCVH (36" HIGH)	30"	55"	24"
PINRH (42" HIGH)	24"	55"	24"	PINCVH (42" HIGH)	30"	61"	24"
PINCV	24"	45"	24"	PINDC	30"	48"	24"
PINCVH (36" HIGH)	24"	52"	24"	PINRT	36"	48"	30"
PINCVH (42" HIGH)	24"	58"	24	PINDC	36"	51"	30"
PINDC	24"	45"	24				

DIMENSIONS - Fixed-Rectangular Table - 29", 36", 42" High

A Table Depth	B Table Height	C Clearance to Floor	D Tabetop Edge to Leg	E Clearance Between Legs
18" D - 17.93"	29" H 36" H 42" H	29" H - 27.68" 36" H - 34.68" 42" H - 40.68"	1.40"	29" H & 30" W - 22.73" 29" H & 36" W - 28.73" 29" H & 42" W - 34.73" 29" H & 48" W - 40.73" 29" H & 54" W - 46.73" 29" H & 60" W - 52.73" 29" H & 66" W - 58.73" 29" H & 72" W - 64.73" 36" or 42" H & 36" W -28.68" 36" or 42" H & 42" W -34.68" 36" or 42" H & 48" W - 40.68" 36" or 42" H & 54" W - 46.68" 36" or 42" H & 60" W - 52.68" 36" or 42" H & 66" W - 58.68" 36" or 42" H & 72" W - 64.68"
24" D - 23.93"				
30" D - 29.93"				
36" D - 35.93"				



Note: Fixed-Rectangular tables 60, 66 & 72" wide require one stiffener channel installed to the underside of the tabletop. If the table is 36" deep, the table will require two stiffeners.

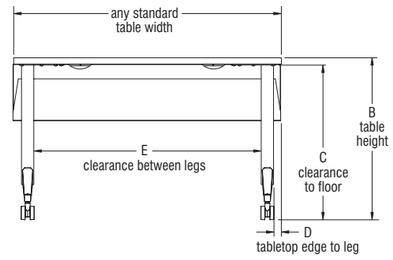

DIMENSIONS - Fixed- Rectangular Collaborative Table - 29" High

A Table Depth	B Table Width	C Table Height	D Tabetop Edge to Leg	E Clearance Between Legs
24" D - 23.93"	60" W - 59.93" 66" W - 65.93" 72" W - 71.93" 84" W - 83.93" 96" W - 95.93"	29" H	12.65"	60" W - 30.23" 66" W - 36.23" 72" W - 42.23" 84" W - 54.23" 96" W - 66.23"
30" D - 29.93"				

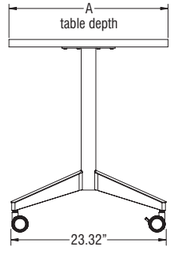

Note: Fixed-Rectangular Collaborative tables 96" wide require one stiffener channel installed to the underside of the tabletop.

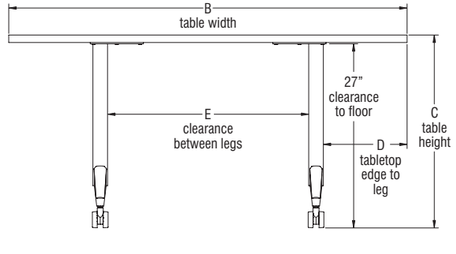

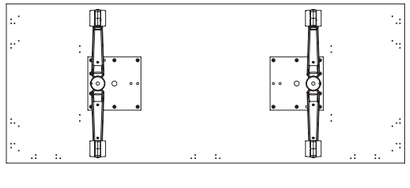

DIMENSIONS - Fixed-Rectangular Conference Table - 29" High (TT-Base / Three-Leg)

A Table Depth	B Table Width	C Clearance to Floor	D Tabletop Edge to Leg	E Clearance Between Legs	F Clearance Between Center-Most Legs	G	H
42" D - 41.93"	60" W - 59.93" 72" W - 71.93" 84" W - 83.93" 96" W - 95.93" 120" W - 119.93"	27.68"	13.40"	*60" W - 28.63" *72" W - 40.63" **84" W - 52.63" **96" W - 64.63" **120" W - 88.63"	NA	*60" W - 29.97" *72" W - 35.97" **84" W - 26.84" **96" W - 28.84" **120" W - 38.84"	20.97"
48" D - 47.93"	60" W - 59.93" 72" W - 71.93" 84" W - 83.93" 96" W - 95.93" 120" W - 119.93" 144" W - 143.93"			*60" W - 28.63" *72" W - 40.63" **84" W - 52.63" **96" W - 64.63" **120" W - 88.63" **144" W - 55.22"	NA	*60" W - 29.97" *72" W - 35.97" **84" W - 26.84" **96" W - 28.84" **120" W - 38.84" **144" W - 47.86"	23.97"
60" D - 59.93"	72" W - 71.93" 84" W - 83.93" 96" W - 95.93" 120" W - 119.93" 132" W - 131.93" 144" W - 143.93" 156" W - 155.93" 168" W - 167.93" 192" W - 191.93" 240" W - 239.93"			*60" W - 28.63" **72" W - 40.63" **84" W - 52.63" **96" W - 64.63" **120" W - 88.63" **132" W - 49.19" **144" W - 55.19" **156" W - 48.69" **168" W - 48.69" **192" W - 48.69" **240" W - 42.80"	**156" W - 24.69" **168" W - 30.69" **192" W - 42.69" **240" W - 27.57"	*72" W - 35.97" **84" W - 26.84" **96" W - 28.84" **120" W - 38.84" **132" W - 42.84" **144" W - 46.84" **156" W - 45.97" **168" W - 48.47" **192" W - 53.97" **240" W - 82.97"	29.97"

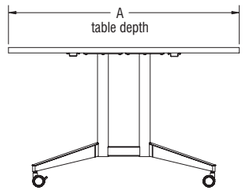

Fixed-Rectangular Conference Table 42"-48" Deep

Note: Fixed-Rectangular Conference tables 84" wide require two stiffener channels installed to the underside of the tabletop.

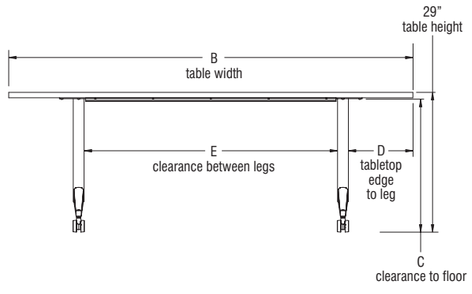

Fixed-Rectangular Conference Table 42"-48" Deep

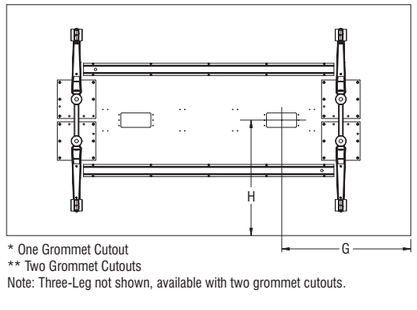

* One Grommet Cutout
** Two Grommet Cutouts
Note: Three-Leg not shown, available with two grommet cutouts.

Fixed-Rectangular Conference Table 42"-48" Deep

Pirouette® Tables
General Information

DIMENSIONS - Fixed-Rectangular Conference Table - 29" High (TT-Base / Three-Leg)

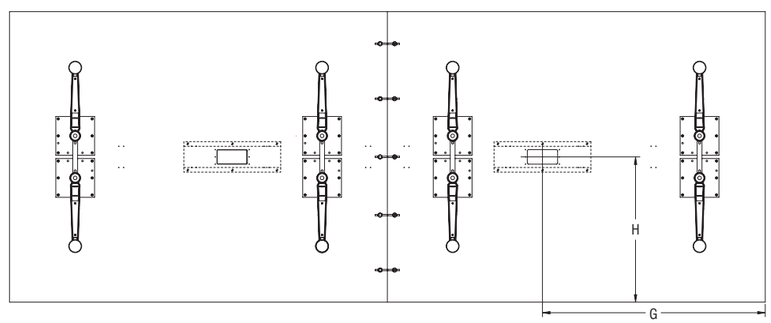

Fixed-Rectangular Conference Table - 60" Deep

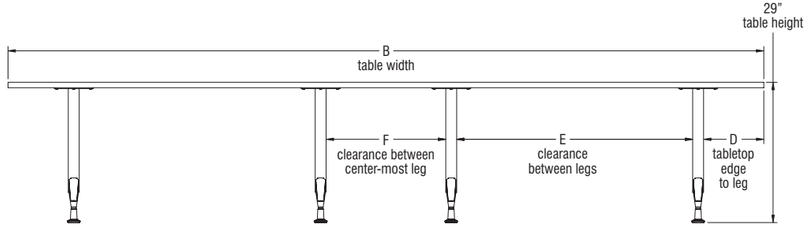

Fixed-Rectangular Conference Table - 60" Deep

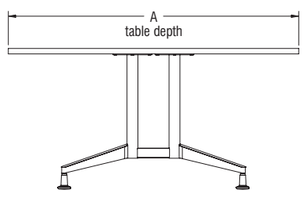

Fixed-Rectangular Conference Table - 60" Deep

DIMENSIONS - Fixed-Chevron Table - 29", 36", 42" High

A Table Depth	B Table Width	C Table Height	D Clearance to Floor	E Tabletop Edge to Leg	F Clearance Between Legs	G
18" D - 20.83"	60" W - 59.93" 72" W - 71.93"	29" H 36" H 42" H	29" H - 27.68" 36" H - 34.68" 42" H - 40.68"	1.40"	60" W - 52.73" 72" W - 64.73"	60" W - 29.97" 72" W - 35.97"
24" D - 26.83"						
30" D - 32.83"						

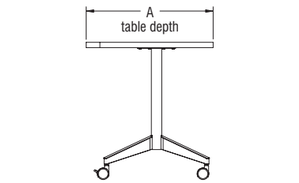

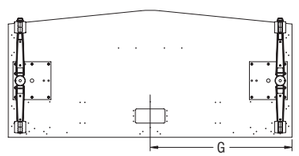

Note: Fixed-Chevron tables 72" wide require one stiffener channel installed to the underside of the tabletop.

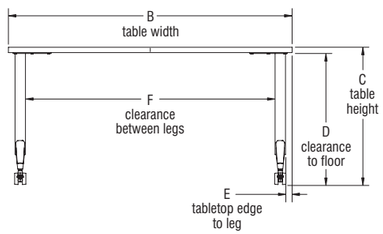

DIMENSIONS - Fixed-Double Chevron Table - 29" High (T-Bases / Three Bases)

A Table Depth	B Table Width	C Table Height	D Clearance to Floor	E Tabletop Edge to Leg	F Clearance Between Legs	G	H
30" D - 35.73"	60" W - 59.93" 72" W - 71.93"	29" H	27.68"	1.40"	60" W - 52.73" 72" W - 64.73" 84" W - 76.73" 96" W - 88.73	*60" W - 29.97" *72" W - 35.97" **84" W - 22.84" **96" W - 26.84"	17.87"
36" D - 41.73"	60" W - 59.93" 72" W - 71.93" 84" W - 83.93" 96" W - 95.93"						20.87"

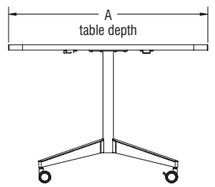

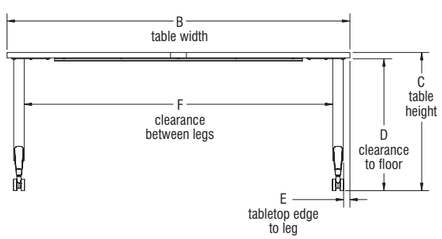

Note: Fixed-Double Chevron tables with T-Base 72" wide require two stiffener channels installed to the underside of the tabletop.

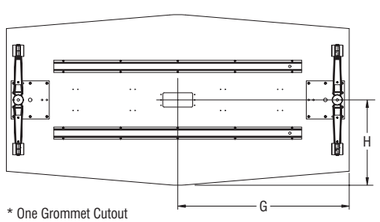

* One Grommet Cutout
** Two Grommet Cutouts
Note: Three-Leg not shown, available with two grommet cutouts.

DIMENSIONS - Fixed-Double Chevron Conference Table - 29" High (TT-Bases / Three Bases)

A Table Depth	B Table Width	C Clearance to Floor	D Tabletop Edge to Leg	E Clearance Between Legs	F	G
42" D - 47.73"	60" W - 59.93" 72" W - 71.93" 84" W - 83.93" 96" W - 95.93" 120" W - 119.93"	27.68"	13.40"	60" W - 28.63" 72" W - 40.63" 84" W - 52.63" 96" W - 64.63" 120" W - 88.63"	*60" W - 29.97" *72" W - 35.97" **84" W - 26.4" **96" W - 28.84" **120" W - 38.84"	23.87"
48" D - 53.79"						26.90"

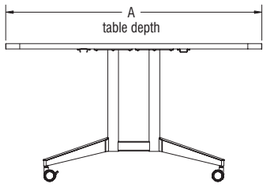

Note: Fixed-Double Chevron tables with TT-Bases 96 & 120" wide require two stiffener channels installed to the underside of the tabletop.

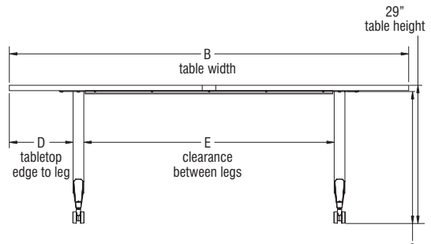

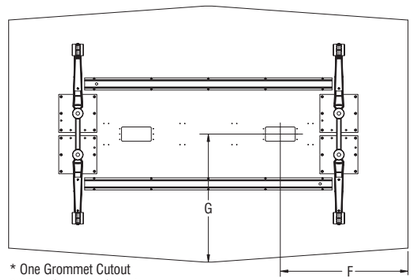

* One Grommet Cutout
** Two Grommet Cutouts
Note: Three-Leg not shown, available with two grommet cutouts.

DIMENSIONS - Fixed-Scale Up Table - 29" High

A Table Depth	B Table Width	C Table Height	D Clearance to Floor	E Tabletop Edge to Leg	F Clearance Between Legs	G	H
30" D	72" W - 72.68"	29" H	27.68"	14.77"	38.73"	3"	36.34"

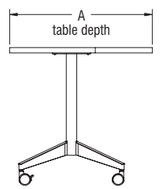

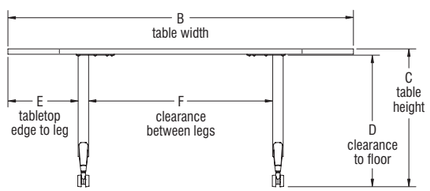

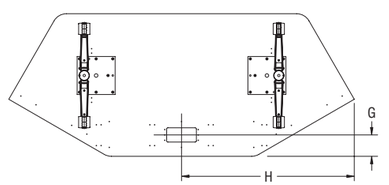

Pirouette® Tables
General Information

DIMENSIONS - Fixed-Half Round Table - 29" High

A Table Depth	B Table Width	C Table Height	D Clearance to Floor	E Tabletop Edge to Leg	F Clearance Between Legs
24" D - 23.93"	48" D - 47.86"	29" H	27.68"	7.37"	28.73"
30" D - 29.93"	60" D - 59.86"			10.37"	34.73"
36" D - 35.93"	72" D - 71.86"			12.37"	42.73"

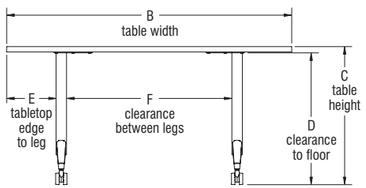

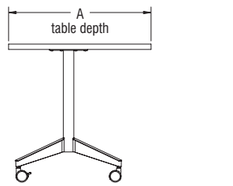

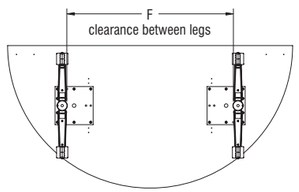

DIMENSIONS - Fixed-Trapezoid Table - 29" High

A Table Depth	B Table Width	C Table Height	D Clearance to Floor	E Tabletop Edge to Leg	F Clearance Between Legs
26" D - ?"	60" W - ?"	29" H	27.68"	13.65"	28.23"

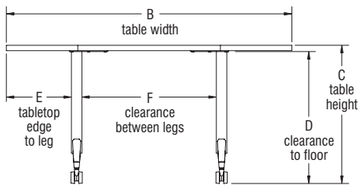



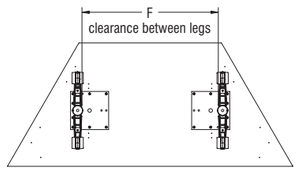

DIMENSIONS - Fixed C-Base Tables - 29" High

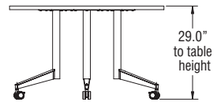

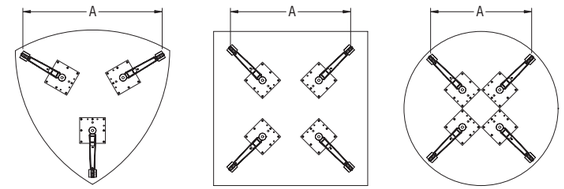

Guitar Pick	
Table Size	A
48"	43.36"
54"	49.36"
60"	55.36"

Square	
Table Size	A
42"	35.67"
48"	37.42"
60"	49.42"

Round	
Table Size	A
48"	31.51"
60"	40.00"

DIMENSIONS - X-Base Tables - Fixed 29", 36", 42" High

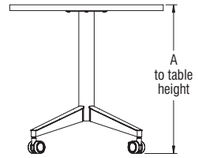

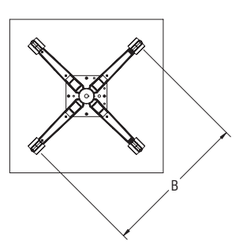

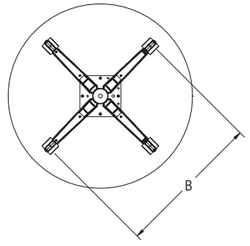

Square		
Table Size	A	B
30", 36"	29" H, 36" H, 42" H	29"

Round		
Table Size	A	B
30", 36", 42"	29" H, 36" H, 42" H	29"

Pirouette® Tables
General Information

DIMENSIONS - Nesting-Rectangular Table - 29", 36", 42" High

A Table Depth	B Table Height	C Hex Rod Clearance	D Support Beam Clearance	E Head Clearance	F Tabletop Edge to Leg	G Clearance Between Legs	H Tabletop Edge to Latch Pivot
18" D - 17.93"	29" H 36" H 42" H	29" H - 27.25" 36" H - 34.25" 42" H - 40.25"	29" H - 26.50" 36" H - 33.50" 42" H - 39.50"	29" H - 25.32" 36" H - 32.32" 42" H - 38.32"	0.76"	30" W - 24.01" 36" W - 30.01" 42" W - 30.01" 48" W - 42.01" 54" W - 42.01" 60" W - 54.01" 66" W - 54.01" 72" W - 66.01"	7.59"
24" D - 23.93"							10.59"
30" D - 29.93"							13.59"
36" D - 35.93"							16.59"

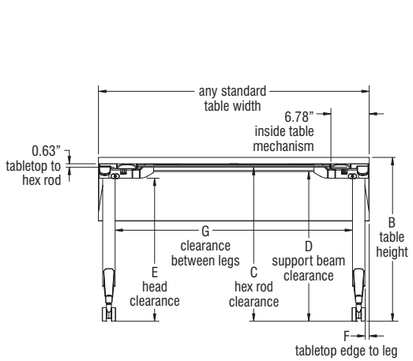

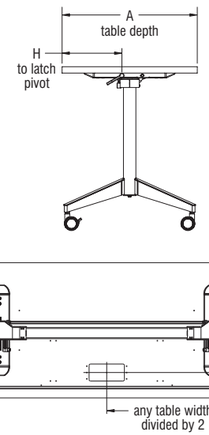

DIMENSIONS - Nesting-Rectangular Collaborative Table - 29" High

A Table Depth	B Table Width	C Table Height	D Tabletop Edge to Leg	E Clearance Between Legs	F Inside Table Mechanism
24" D - 23.93"	60" W - 59.93" 66" W - 65.93" 72" W - 71.93" 84" W - 83.93" 96" W - 95.93"	29" H	60" W - 6.76" 66" W - 9.76" 72" W - 12.76" 84" W - 12.76" 96" W - 12.76"	60" W - 42.01" 66" W - 42.01" 72" W - 42.01" 84" W - 54.01" 96" W - 66.01"	60" W - 12.78" 66" W - 15.78" 72" W - 18.78" 84" W - 18.78" 96" W - 18.78"
30" D - 29.93"					

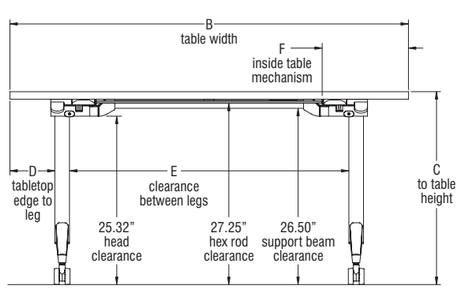

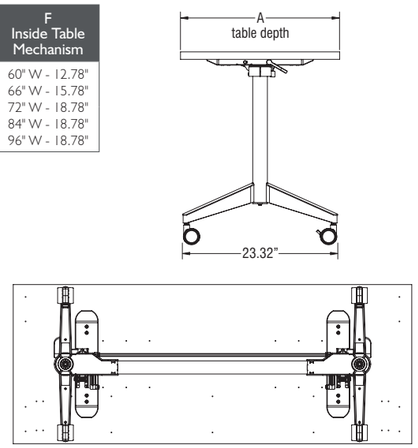

DIMENSIONS - Nesting-Chevron Table - 29", 36", 42" High

A Table Depth	B Table Height	C Hex Rod Clearance	D Support Beam Clearance	E Head Clearance	F Tabletop Edge to Leg	G Clearance Between Legs	H Tabletop Edge to Latch Pivot	I
18" D - 20.83"	29" H 36" H 42" H	29" H - 27.25" 36" H - 34.25" 42" H - 40.25"	29" H - 26.50" 36" H - 33.50" 42" H - 39.50"	29" H - 25.32" 36" H - 32.32" 42" H - 38.32"	0.76"	60" W - 54.01" 72" W - 66.01"	10.62"	60" W - 29.97" 72" W - 35.97"
24" D - 26.83"							13.49"	
30" D - 32.83"							16.42"	

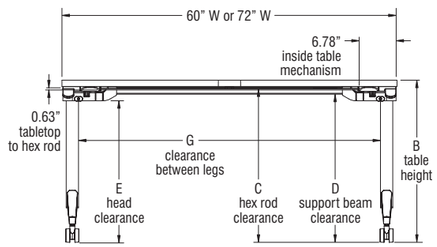

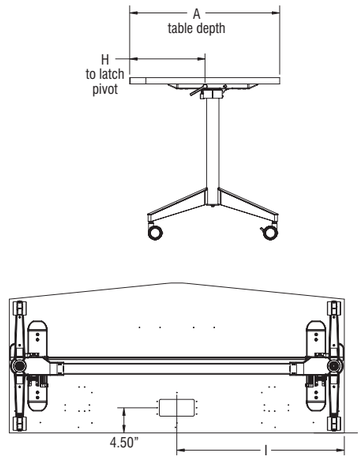

DIMENSIONS - Nesting-Double Chevron Table - 29" High

A Table Depth	B Table Height	C Tabletop Edge to Leg	D Clearance Between Legs	E Tabletop Edge to Latch Pivot
24" D - 29.73"	29" H	0.76"	60" W - 54.01" 72" W - 66.01"	13.49"
30" D - 35.73"				16.62"
36" D - 41.73"				19.62"

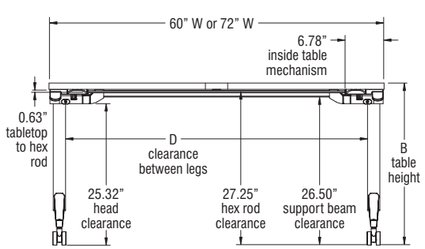

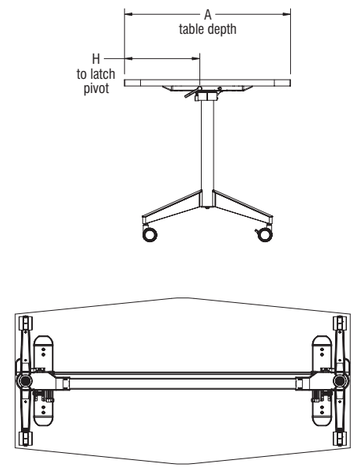

DIMENSIONS - Nesting-Scale Up Table - 29" High

A Table Depth	B Table Width	C Table Height	D Support Beam Clearance	E Head Clearance	F Tabletop Edge to Leg	G Clearance Between Legs	H	I
30" D	72" W - 72.68"	29" H	26.50"	25.32"	13.76"	42"	4.5"	36.34"

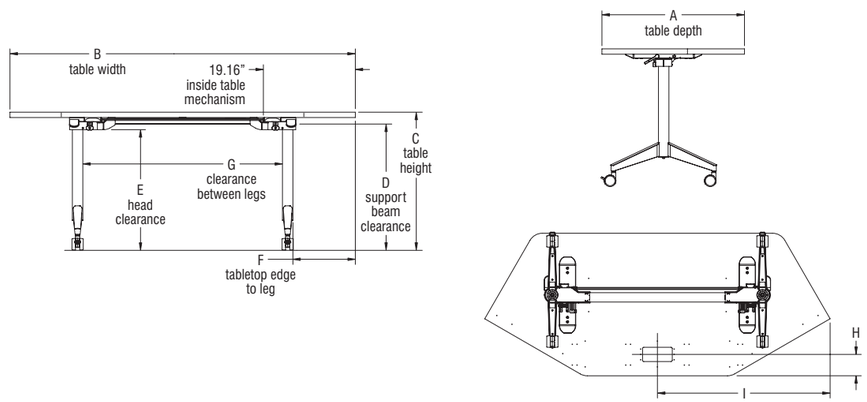

DIMENSIONS - Nesting-Half Round Table - 29" High

A Table Depth	B Table Width	C Table Height	D Support Beam Clearance	E Head Clearance	F Tabletop Edge to Leg	G Clearance Between Legs	H Inside Table Mechanism
24" D - 23.93"	48" D - 47.86"	29" H	26.50"	25.32"	7.37"	28.73"	12.74"
30" D - 29.93"	60" D - 59.86"				10.37"	34.73"	18.74"
36" D - 35.93"	72" D - 71.86"				12.37"	42.73"	18.74"

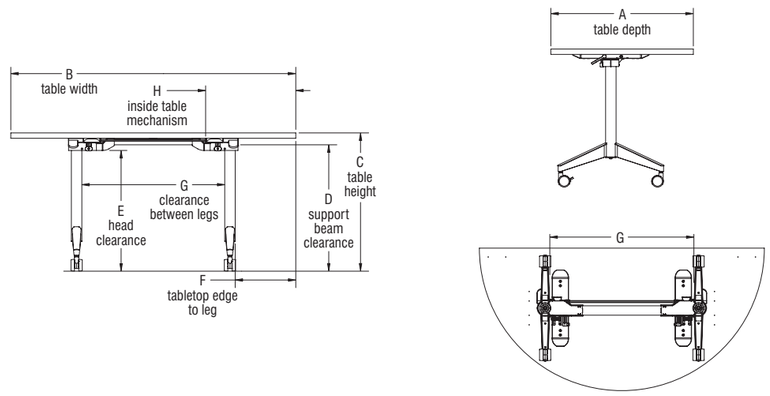

DIMENSIONS - Nesting-Trapezoid Table - 29" High

A Table Depth	B Table Width	C Table Height	D Support Beam Clearance	E Head Clearance	F Tabletop Edge to Leg	G Clearance Between Legs
26" D - 25.89"	60" W - 59.93"	29" H	26.50"	25.32"	13.65"	28.23"

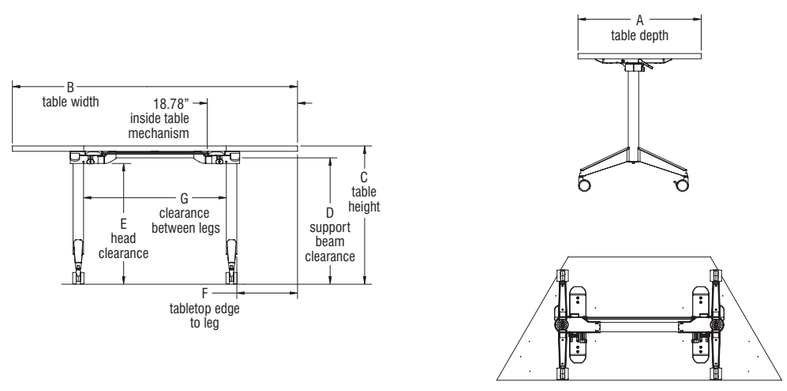

DIMENSIONS - Nesting Round C-Base Tables - 29" High

A Table Diameter	B Table Height	C Support Beam Clearance	D Head to Clearance	E Tabletop Edge to Leg	F Clearance Between Legs	G Inside Table Mechanism
42" D	29" H	26.50"	25.32"	3.76"	30"	9.78"
48" D				6.76"		12.78"

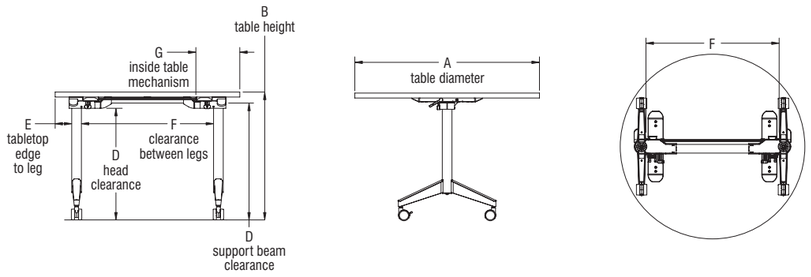

Pirouette® Tables
General Information

DIMENSIONS - Fabric Wrapped Modesty Panel

Pirouette Rectangular Tables (Fixed & Nesting)

Reference chart below to specify the fabric wrapped modesty panel screens for all applicable Pirouette Rectangular Table models. The tabletops below will have appropriate pre-drilled holes to accept the fabric wrapped modesty panel.

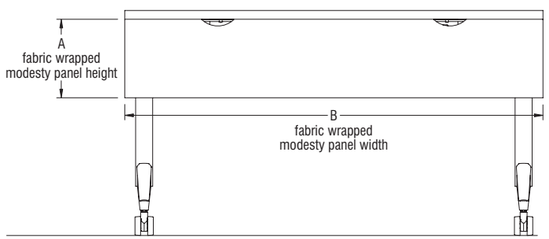

Pirouette Rectangular Tables with Fabric Wrapped Modesty Panel (back view)(24” x 54” Fixed-Rectangular shown)

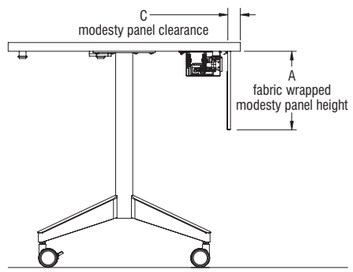

Pirouette Rectangular Tables with Fabric Wrapped Modesty Panel (side view)(24” x 54” Fixed-Rectangular shown)

Fabric Wrapped Modesty Panel Measurements on Fixed-Rectangular Tables

Table Dimension	Model Number	A Modesty Panel Height	B Modesty Panel Width	C Modesty Panel Clearance	Number of Clips
24 x 36”	PIFR2436T	10.125”	35.93”	1.61”	2
24 x 42”	PIFR2442T	10.125”	41.93”	1.61”	2
24 x 48”	PIFR2448T	10.125”	47.93”	1.61”	2
24 x 54”	PIFR2454T	10.125”	53.93”	1.61”	2
24 x 60”	PIFR2460T	10.125”	59.93”	1.61”	2
24 x 66”	PIFR2466T	10.125”	65.93”	1.61”	2
24 x 72”	PIFR2472T	10.125”	71.93”	1.61”	3
30 x 36”	PIFR3036T	10.125”	35.93”	1.61”	2
30 x 42”	PIFR3042T	10.125”	41.93”	1.61”	2
30 x 48”	PIFR3048T	10.125”	47.93”	1.61”	2
30 x 54”	PIFR3054T	10.125”	53.93”	1.61”	2
30 x 60”	PIFR3060T	10.125”	59.93”	1.61”	2
30 x 66”	PIFR3066T	10.125”	65.93”	1.61”	2
30 x 72”	PIFR3072T	10.125”	71.93”	1.61”	3
36 x 36”	PIFR3636T	10.125”	35.93”	1.61”	2
36 x 42”	PIFR3642T	10.125”	41.93”	1.61”	2
36 x 48”	PIFR3648T	10.125”	47.93”	1.61”	2
36 x 54”	PIFR3654T	10.125”	53.93”	1.61”	2
36 x 60”	PIFR3660T	10.125”	59.93”	1.61”	2
36 x 66”	PIFR3666T	10.125”	65.93”	1.61”	2
36 x 72”	PIFR3672T	10.125”	71.93”	1.61”	3

Fabric Wrapped Modesty Panel Measurements on Nesting-Rectangular Tables

Table Dimension	Model Number	A Modesty Panel Height	B Modesty Panel Width	C Modesty Panel Clearance	Number of Clips
24 x 36”	PINR2436T	10.125”	35.93”	1.61”	2
24 x 42”	PINR2442T	10.125”	41.93”	1.61”	2
24 x 48”	PINR2448T	10.125”	47.93”	1.61”	2
24 x 54”	PINR2454T	10.125”	53.93”	1.61”	2
24 x 60”	PINR2460T	10.125”	59.93”	1.61”	2
24 x 66”	PINR2466T	10.125”	65.93”	1.61”	2
24 x 72”	PINR2472T	10.125”	71.93”	1.61”	3
30 x 36”	PINR3036T	10.125”	35.93”	6.11”	2
30 x 42”	PINR3042T	10.125”	41.93”	6.11”	2
30 x 48”	PINR3048T	10.125”	47.93”	6.11”	2
30 x 54”	PINR3054T	10.125”	53.93”	6.11”	2
30 x 60”	PINR3060T	10.125”	59.93”	6.11”	2
30 x 66”	PINR3066T	10.125”	65.93”	6.11”	2
30 x 72”	PINR3072T	10.125”	71.93”	6.11”	3
36 x 36”	PINR3636T	10.125”	35.93”	7.61”	2
36 x 42”	PINR3642T	10.125”	41.93”	7.61”	2
36 x 48”	PINR3648T	10.125”	47.93”	7.61”	2
36 x 54”	PINR3654T	10.125”	53.93”	7.61”	2
36 x 60”	PINR3660T	10.125”	59.93”	7.61”	2
36 x 66”	PINR3666T	10.125”	65.93”	7.61”	2
36 x 72”	PINR3672T	10.125”	71.93”	7.61”	3

DIMENSIONS - Polyester Felt Modesty Panel

Pirouette Rectangular Tables

Reference chart below to specify the polyester felt modesty panel screens for all applicable Pirouette Rectangular Table models. The tabletops below will have appropriate pre-drilled holes to accept the polyester felt modesty panel.

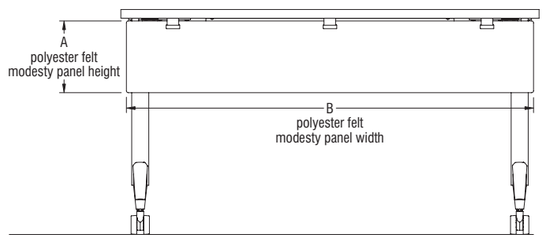

Pirouette Rectangular Tables with Polyester Felt Modesty Panel (back view)(24” x 54” Fixed-Rectangular shown)

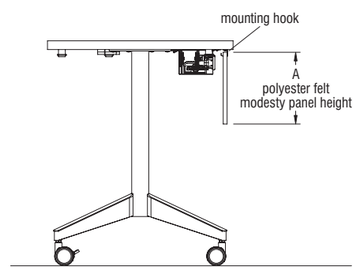

Pirouette Rectangular Tables with Polyester Felt Modesty Panel (side view)(24” x 54” Fixed-Rectangular shown)

Polyester Felt Modesty Panel Measurements on Fixed-Rectangular Tables

Table Dimension	Model Number	A Modesty Panel Height	B Modesty Panel Width	Number of Hooks
24 x 36”	PIFR2436T	9.25”	34.5”	2
24 x 42”	PIFR2442T	9.25”	40.5”	2
24 x 48”	PIFR2448T	9.25”	46.5”	2
24 x 54”	PIFR2454T	9.25”	52.5”	3
24 x 60”	PIFR2460T	9.25”	58.5”	3
24 x 66”	PIFR2466T	9.25”	64.5”	3
24 x 72”	PIFR2472T	9.25”	70.5”	3
30 x 36”	PIFR3036T	9.25”	34.5”	2
30 x 42”	PIFR3042T	9.25”	40.5”	2
30 x 48”	PIFR3048T	9.25”	46.5”	2
30 x 54”	PIFR3054T	9.25”	52.5”	3
30 x 60”	PIFR3060T	9.25”	58.5”	3
30 x 66”	PIFR3066T	9.25”	64.5”	3
30 x 72”	PIFR3072T	9.25”	70.5”	3
36 x 36”	PIFR3636T	9.25”	34.5”	2
36 x 42”	PIFR3642T	9.25”	40.5”	2
36 x 48”	PIFR3648T	9.25”	46.5”	2
36 x 54”	PIFR3654T	9.25”	52.5”	3
36 x 60”	PIFR3660T	9.25”	58.5”	3
36 x 66”	PIFR3666T	9.25”	64.5”	3
36 x 72”	PIFR3672T	9.25”	70.5”	3

Polyester Felt Modesty Panel Measurements on Nesting-Rectangular Tables

Table Dimension	Model Number	A Modesty Panel Height	B Modesty Panel Width	Number of Hooks
24 x 36”	PINR2436T	9.25”	34.5”	2
24 x 42”	PINR2442T	9.25”	40.5”	2
24 x 48”	PINR2448T	9.25”	46.5”	2
24 x 54”	PINR2454T	9.25”	52.5”	3
24 x 60”	PINR2460T	9.25”	58.5”	3
24 x 66”	PINR2466T	9.25”	64.5”	3
24 x 72”	PINR2472T	9.25”	70.5”	3
30 x 36”	PINR3036T	9.25”	34.5”	2
30 x 42”	PINR3042T	9.25”	40.5”	2
30 x 48”	PINR3048T	9.25”	46.5”	2
30 x 54”	PINR3054T	9.25”	52.5”	3
30 x 60”	PINR3060T	9.25”	58.5”	3
30 x 66”	PINR3066T	9.25”	64.5”	3
30 x 72”	PINR3072T	9.25”	70.5”	3
36 x 36”	PINR3636T	9.25”	34.5”	2
36 x 42”	PINR3642T	9.25”	40.5”	2
36 x 48”	PINR3648T	9.25”	46.5”	2
36 x 54”	PINR3654T	9.25”	52.5”	3
36 x 60”	PINR3660T	9.25”	58.5”	3
36 x 66”	PINR3666T	9.25”	64.5”	3
36 x 72”	PINR3672T	9.25”	70.5”	3

STATEMENT OF LINE - Activ8 Electrical Options

NOTE: The Activ8 Power infeed unit must be ordered separately. Site configurations vary and will affect the number of power infeeds required. The number of tables in each ganging configuration, as well as the number of receptacles per table will determine the number of power infeed units required at any given installation.

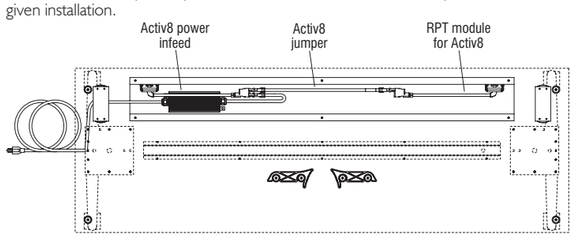

Model PAFT - 24” x 72” (top view)
A8U - RPT Modules for Activ8 & Wire Trough

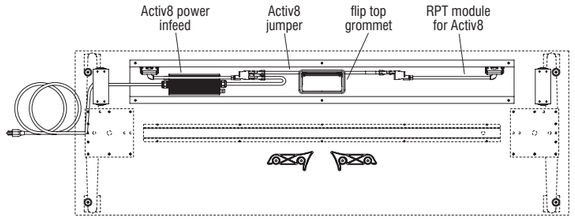

Model PAFT - 24” x 72” (top view)
PGU - Flip Top Grommet, RPT Modules for Activ8 & Wire Trough

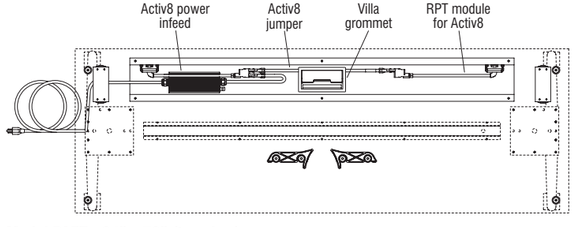

Model PAFT - 24” x 72” (top view)
VGU - Villa Grommet, RPT Modules for Activ8 & Wire Trough

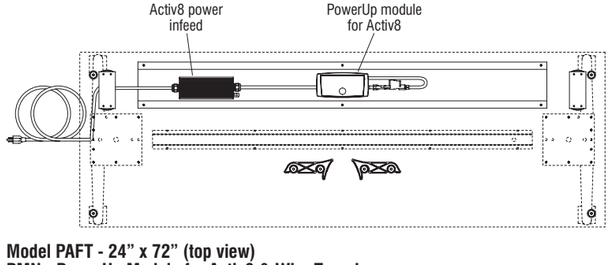

Model PAFT - 24” x 72” (top view)
PMN - PowerUp Module for Activ8 & Wire Trough

Pirouette® Tables
General Information

STATEMENT OF LINE - Activ8 Electrical Options

NOTE: The Activ8 Power infeed unit must be ordered separately. Site configurations vary and will affect the number of power infeeds required. The number of tables in each ganging configuration, as well as the number of receptacles per table will determine the number of power infeed units required at any given installation.

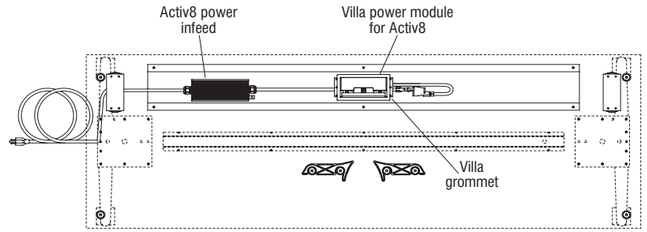

Model PAFT - 24” x 72” (top view)
VUN - Villa Power Module for Activ8 & Wire Trough

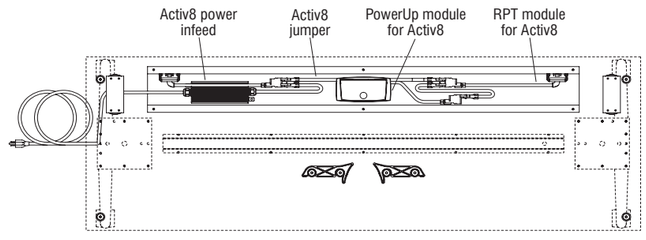

Model PAFT - 24” x 72” (top view)
PMU - PowerUp Module for Activ8, RPT Modules for Activ8 & Wire Trough

NOTE: Tables 24", 30" & 36" deep that are 36" or 42" wide are not available with the PMU Activ8 electrical option.

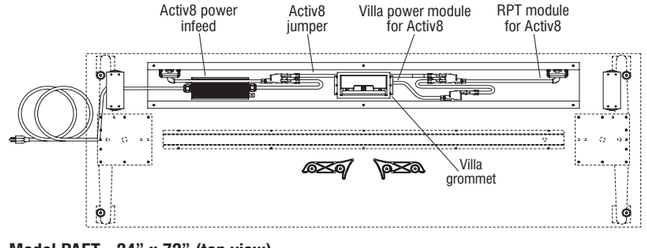

Model PAFT - 24” x 72” (top view)
VUU - Villa Power Module for Activ8, RPT Modules for Activ8 & Wire Trough

NOTE: Tables 24", 30" & 36" deep that are 36" or 42" wide are not available with the VUU Activ8 electrical option.

Pirouette® Tables
General Information-Pattern Electrical

PRODUCT SPECIFICATIONS

Pirouette® Tables

Tables with Pattern™ Electrical, Power Modules with 3-Prong Plug or No Power

June 2022

TECHNICAL SPECIFICATIONS

Tabletops

Standard tabletops are nominal 1 1/4" overall thickness with .030" thick high-pressure laminate top surface and .028" phenolic backer (bottom surface). The density of the core in standard tops is 45 lb/cu ft. particleboard. Pirouette table is available with the 2 mm (74P) edge.

Flipping/Nesting Table Frame

The framework for table support and flipping/nesting operation consists of 30 mm x 50 mm x 3 mm thick wall steel tubing, with 4 mm thick formed steel support hubs welded to the tubes for mounting the legs. A 3 mm formed steel table support bracket is attached to the beam and hub structure using a 10 mm diameter steel pivot pin. #12 x 1 3/4" Phillips wood screws attach the framework brackets to the tabletop. A 9.9 mm steel hex rod connects the latch mechanism and is connected to a nylon release paddle on either end of the table base. The table latch release handle is actuated by squeezing the paddle on either end to the underside of the tabletop. Pulling upward raises the tabletop for nesting storage.

To lower the table, grasp the top center of the tabletop edge and lower the surface to allow the latches to engage once the surface is down. All hinge pins for the flipping mechanism are zinc plated steel. Hinge pin spacers are molded nylon. The framework is shipped separately, ready to be assembled to the tabletop and legs.

Leg Assemblies

Flipping/Nesting Table

The leg assembly consists of one right-hand leg and one left-hand leg, with three leg depth options. One depth fits 18" deep tables; one fits 24" and 30" deep tables; the other fits 36" deep tables. Leg height is fixed to provide 29" high tabletop height. An ADA table height of 32" is accomplished using 3" leg extensions threaded into the bottom of the leg. Café height of 36" and standing height of 42" are also available. Leg construction consists of 2.2" diameter, .10" thick wall steel tubing with a 4 mm thick steel pivot plate welded to it. The feet consist of two 4 mm thick blades welded to the leg tube. The blade covers are aluminum die cast, attached with self-tapping metal screws. The leg assemblies are bolted to the table frame structure using two M12 x 25 mm flat head bolts. Leg assemblies ship with blade covers installed but casters or glides must be installed upon assembly. A hardware kit is shipped with the base that consists of a cover that must be installed after the leg assembly to prevent access to the pivot mechanism.

Fixed T-Base Table

Three T-base leg depths are available. One depth fits 18" deep tables; one fits 24" and 30" deep tables; the other fits 36" deep tables. Leg height is fixed to provide 29" high tabletop height. An ADA table height of 32" is accomplished using 3" leg extensions threaded into the bottom of the leg. Café height of 36" and standing height of 42" are also available. Leg construction consists of 2.2" diameter, .10" thick wall steel tubing with a 5 mm thick steel plate welded to it. The feet consist of two 4 mm thick blades welded to the leg tube. The blade covers are aluminum die cast, attached with self-tapping metal screws. The leg assemblies are attached to the tabletops using #12 x 1" screws. Leg assemblies ship with blade covers installed but casters or glides must be installed upon assembly.

Fixed TT-Base Table

Some larger fixed leg tables use a T or TT-base style leg. Available standard in one depth of 38" to fit 42" and 48" deep tables. Leg height is fixed to provide only 29" high tabletop height. ADA table height of 32" is accomplished using 3" leg extensions threaded into the bottom of the leg. Leg construction consists of 2.2" diameter, .10" thick wall steel tubing with a 5 mm thick steel plate welded to it. The feet consist of two 4 mm thick blades welded to two leg tubes separated by a 1" x 2" welded steel cross tube, and the blade covers are aluminum die cast attached with self-tapping metal screws. The leg assemblies are attached to the tabletop using #12 x 1" screws. Leg assemblies ship with blade covers installed but casters or glides must be installed upon assembly.



Furnishing Knowledge®

TECHNICAL SPECIFICATIONS

Fixed C-Base

Some shaped tables use three or four C-base style legs. Available standard in one length of 14". Leg height is fixed to provide only 29" high tabletop height. ADA table height of 32" is accomplished using 3" leg extensions threaded into the bottom of the leg. Leg construction consists of 2.2" diameter, .10" thick wall steel tubing with a 5 mm thick steel plate welded to it. The foot consist of one 4 mm thick blade welded to the leg tube, and the blade covers are aluminum die cast attached with self-tapping metal screws. The leg assemblies are attached to the tabletop using #12 x 1" screws. Leg assemblies ship with blade covers installed but casters or glides need to be installed upon assembly.

Fixed X-Base

Some round and square shaped tables use X-base style legs. Available in a standard 28" x 28" style foot configuration. 29", 36" and 42" tabletop height configurations are available on various sizes. Leg construction consists of 3" diameter, .10" thick wall steel tubing with a 5 mm thick steel plate welded to it. The foot consist of one 4 mm thick blade welded to the leg tube, and the blade covers are aluminum die cast attached with self-tapping metal screws. The leg assemblies are attached to the tabletop using #12 x 1" screws. Leg assemblies ship with blade covers installed but casters or glides need to be installed upon assembly.

Casters and Glides

Each table includes either glides or casters. Each table with casters will include two-wheel locking casters. Casters are made of molded nylon and are two-tone Starlight Silver and black. Glides are made of molded nylon and are two-tone black and white. Glides and casters are interchangeable without changing table height. Caster wheels are a minimum of 2.44" (62 mm) diameter. Caster wheel treads are medium hard (75 max Shore A) for easy mobility on carpet or hard floors. Glides have a smooth convex bottom surface for mobility. 2 3/4" diameter black nylon glides are optional. Glides have 1" of telescoping height adjustment that adjusts table height from 28 1/2" to 29 1/2". Steel 1/2" threaded stems attach the glides to legs. Casters and glides ship unassembled.

Ganging Mechanism

After installation of pegs, no tools are required to join tables together. Tabletops are pre-drilled for placement of ganging pegs. Two gangers and six pegs are included in each kit. If table is specified with power modules for Pattern™, two gangers, eight pegs and all mounting screws are included in the kit. One kit per table joint is required. All ganging accessories are included for tables with Pattern electrical. Field installed. Gangers are self-storing under the table when not in use. Ganging kits are ordered separately for all other table models.

Vertical Leg Wire Management

A color matched extrusion made of aluminum "snaps" to the Pirouette leg, managing cables and wires exiting power modules or through standard grommets installed on the tabletop. The extrusion is 12" long. Vertical wire managers are included when power options are ordered.

Wire Trough

The wire trough is a cord management accessory that is provided with the Pirouette table if Pattern components are specified with the order. If the Pirouette table is specified with any 3-prong plug module unit, then a wire trough must be ordered separately. Constructed of 18-gauge steel with a powder-coated finish in all KI standard finishes. Screws are provided for attachment to the underside of the tabletop, and tops are pre-drilled for wire trough locations. Provides multiple access holes to feed wires, and includes cutouts for installation of additional Pattern snap-in RPT power modules.

Velcro® Wire Management

The Velcro wire manager is constructed of 2" x 4 1/2" Velcro hook and loop material. The wire manager is provided with adhesive backing and screws for attachment to the underside of the top. Tops are pre-drilled for locating wire managers, but a wire manager may be applied in any convenient location. Two or five Velcro wire managers are included when Pattern power modules are ordered, and wire clips are provided when power modules with 3-prong plugs are ordered. Field installed.

Pirouette® Tables
General Information-Pattern Electrical

TECHNICAL SPECIFICATIONS

Grommets

Flip-Top Grommets for Dean® & Nacre® Power Modules
Flip-top grommets are surface-mounted covers, constructed of 18-gauge steel. Grommets have a flip-up receding door and are identical in cutout size to the Nacre or Dean power modules listed below, which allows for retrofitting corresponding power modules at a later date. One grommet ships per table, which is located in the center of the tops. Two grommets ship per conference table, which are located near the center of the tops. Grommets are finished with powder-coat paint and available in all KI paint colors. The flip-up door is designed to allow cords to remain routed through the opening while it is closed and allows for more cord routing space when the flip-up door is opened. Field installed.

Circular Grommet for Node® Power Module
The Node circular grommet is an open top, surface-mounted grommet constructed of aluminum. The overall diameter of 3.15" fits into a 3" diameter cutout in the surface. One grommet ships per table, which is located in the center of the tops. Two grommets ship per conference table, which are located near the center of the tops. Grommets are finished with powder-coat paint and available in all KI paint colors. Not available in chrome. Field installed.

Power Modules

Dean In-Surface Power Module
Dean In-Surface power module consists of two simplex receptacle ports (rated at 15 amps/125 volts), one USB-A port and one USB-C port, 2 amps per port, and one data jack opening. The module can be modified to fit various brand jacks. Data tree ships with Dean in-surface power modules. Data connectors are not supplied with the module and are purchased by the customer. The Dean in-surface module is 8.12" long by 2.31" wide by 2.5" high and fits securely into a 7.81" x 1.93" cutout. Module is mechanically attached to the worksurface with screws from the underside. The module has a molded plastic faceplate with steel trim and an aluminum housing. Modules comes standard with either 9' or 15' cord with a 3-prong plug, or a 20" cord with a Pattern™ connector. A 40" cord option is available for larger conference tables with two power modules. Dean power module is rated at 15 amps/120 volts and is UL listed.

Dean Clamp-On Power Module
Dean clamp-on power module consists of two simplex receptacle ports (rated at 15 amps/125 volts), one USB-A and one USB-C port, 2 amps per port. Dean clamp-on module Is 5.50" long by 3.06" wide by 3.38" high. The module has a smooth molded plastic faceplate with an anodized aluminum housing. Clamp-on mounting style positions the module at a right angle to the worksurface and uses two thumb screws for attachment, without the need for table cutouts. Clamp is 3" wide, extends $1^{3}/_{4}$" onto edge of surface and can accommodate a maximum surface thickness of $1^{1}/_{2}$". Modules come standard with either 3', 9' or 15' cord with a 3-prong plug, or a 40" cord with a Pattern connector. Dean power module is rated at 15 amps/120 volts and is UL listed.

Nacre Pop-Up In-Surface Module
Nacre Pop-Up In-Surface consists of two simplex receptacle ports (rated at 15 amps/125 volts), one USB-A port and one USB-C port, 2 amps per port, and one data jack opening. The module can be modified to fit various brand jacks. Data tree ships with Nacre power modules. Data connectors are not supplied with the module and are purchased by the customer. Nacre is 7.25" long by 3.31" wide by 2.92" high and fits securely into a 6.94" x 3" cutout with .38" radius corners. The module is made of molded plastic. The module is a pop-up design with a dampened spring-loaded mechanism to allow the unit to smoothly open for use and close smoothly when not in use. Modules come standard with either 9' or 15' cord with a 3-prong plug, or a 20" cord with a Pattern connector. A 40" cord option is available for larger conference tables with two power modules. Nacre power module is rated at 15 amps/120 volts and is UL listed.

Dubbel™ Undersurface Power Module
Dubbel undersurface module consists of two simplex receptacle ports (rated at 15 amps/125 volts), one USB-A port and one USB-C port, 2 amps per port. Dubbel is 7.63" wide by 1.75" tall by 5.25" deep. The module is made of molded plastic and secures under the worksurface with two $^{5}/_{16}$ x 2" Phillips round-head screws. Modules come standard with either 3', 9' or 15' cord with a 3-prong plug, or a 40" cord with a Pattern connector. Dubbel power module is rated at 15 amps/120 volts and is UL listed.

TECHNICAL SPECIFICATIONS

Node® In-Surface Power Module
Node In-Surface power module consists of one simplex receptacle port (rated at 15 amps/125 volts), includes one USB-A port , and one USB-C port, 2 amps per port. Node is 3.38" in diameter by 3.30" tall fits and securely into a 3" diameter cutout. The module housing is made of plastic with a powder-coat painted aluminum faceplate. Modules come standard with either 9' or 15' cord with a 3-prong plug, or a 20" or 40" cord with a Pattern connector. Node power module is rated at 15 amps/120 volts and is UL listed.

Snap-In RPT Power Module
Snap-In RPT module is only available for use with Pattern™ electrical system. Snap-in module consists of two simplex receptacle ports (rated at 15 amps/125 volts). Snap-in RPT fits securely in user facing cutouts located on the wire trough, mounted under the table. Modules comes standard with a 20" or 40" pattern connector, rated at 15 amps/120 volts and is UL listed.

Pattern Electrical System
Select Pirouette table models can be configured with Pattern electrical system. The Pattern electrical system is ETL Listed, evaluated to safety standard UL 962A (USA) and CAN/CSA-C22.2 No. 308 (Canada). It allows for a maximum up to ten distribution blocks and up to 50' of power jumpers from the power infeed (in either direction), whichever comes first. Pattern allows up to eighteen power modules depending on table width, and connects to one 15-amp power supply cord (power infeed). Pattern is a non-sequential system and the infeed is compatible with ground fault interrupter (GFI/GFCI) outlets. Power modules for Pattern are specified as an option on Pirouette tables.

Pattern Power Distribution Blocks
Pattern power distributions blocks are standalone connectors, each containing four port locations. Distribution blocks are included with appropriate power jumper and power infeed kits, so do not need to be ordered separately. Distribution blocks bring the power infeed, power jumpers, and power modules together and allow power to be efficiently supplied to each table. Two distribution block types are included with the Pattern system, grey and white.

Pattern Table-to-Table Power Jumper Kits
Pattern table-to-table jumper power kits come with one grey distribution block and an appropriately sized power jumper. Jumpers are nonsequential and are keyed on each end to connect between distribution blocks. Table-to-table power jumper kits are ordered separately, according to layout configuration.

Pattern Power Infeed Kits
The Pattern power infeed kit must be ordered separately. Site configurations vary and will affect the number of power infeeds required. The number and size of tables, as well as the number of receptacles per table and amperage needs in each ganging configuration will determine the number of power infeed kits required at any given installation. Infeeds can be installed anywhere in the run.

Kit comes with one grey Pattern power distribution block, one 12" power jumper, one white Pattern power distribution block and Pattern power infeed cord. Power infeed consists of a 15-amp plug on one end of the 108" cord and a keyed connector at the opposite end of the cord.

Fabric Wrapped Modesty Panel/Wire Management
The fabric wrapped modesty panel is constructed of a heat-set, non-woven PET material, pressed into a flexible, durable and dent resistant panel. The panel is fabric wrapped, available in black only. The panel is hung by plastic clips that mount to the underside of the tabletop using wood screws. The modesty panel hangs freely when in use or when the tabletop is in its nested, upright position. The panel has a Velcro fastened pouch on the user side to route and hide cables or wires from electronic equipment to the optional vertical leg wire manager. The modesty panel measures $10^{1}/_{8}$" high (measured down from underside of the tabletop) by the width of the table by $^{3}/_{4}$" thick.

Pirouette® Tables
General Information-Pattern Electrical

TECHNICAL SPECIFICATIONS

Polyester Felt Modesty Panel

Polyester felt modesty panels are constructed from a sound-absorbing, 100% polyester felt. The panels have a density of 0.5 lb/ft^2 and is sound absorbing tested to ASTM C423 with an NRC rating of .44 when using no air gap (A Mount testing method) and an NRC rating of .81" with 2" air gap. The polyester felt is in accordance with ASTM-E84 and achieve a Class A Flame Spread. Standard sizes are 9 1/4" high by 28 1/2", 34 1/2", 40 1/2", 46 1/2", 52 1/2", 58 1/2", 64 1/2", and 70 1/2" wide.

Mounting Hooks

The mounting hooks are 18-gauge steel and attach underneath the tabletop using two steel screws. Panels 28 1/2", 34 1/2", 40 1/2" and 46 1/2" wide use two hooks per panel. Panels 52 1/2", 58 1/2", 64 1/2" and 70 1/2" wide use three hooks per panel.

PRODUCT SPECIFICATIONS

Pirouette® HA Tables

Screw-Adjustable & Pneumatic-Adjustable Height

June 2022



TECHNICAL SPECIFICATIONS

Tabletops

Standard tabletops are nominal 1 1/4" overall thickness with .030" thick high-pressure laminate top surface and .028" phenolic backer (bottom surface). The density of the core in standard tops is 45 lb/cu ft. particleboard. Pirouette table is available with the 2 mm (74P) edge.

Table Frames

Flipping & Nesting Base
The framework for table support and flipping/nesting mechanism consists of a set of steel hinge mechanisms which allow the top to be flipped vertical, allowing the table to be nested with a mating table. A 4 mm thick formed steel lower table support hinged using a 10 mm steel pin with a 3 mm thick worksurface mounting plate. A 9.9 mm steel hex rod joins the latch mechanisms and is connected to a nylon release paddle on each end of the table base. The tabletop lock paddle is actuated by pulling the paddle up on either end of the tabletop. Pulling upward rotates the tabletop for nesting storage. To lower the table, grasp the top center of the tabletop edge and rotate the surface down until the latches engage when the surface is horizontal. All hinge pins for the flipping mechanism are zinc plated steel. Hinge pin spacers are molded nylon. The framework is shipped separately, ready to be assembled to the tabletop and legs. #12 x 1 1/2" Phillips wood screws attach the framework to the to the tabletop.

Fixed-Top Base
The table support framework for the fixed-top, non-nesting table consists of a pair of 7-gauge formed steel enclosures. The steel enclosures are welded directly to the 1 3/4" diameter, 14-gauge upper leg tube for both the pneumatic and screw adjustable-height versions. Each plate is attached to the tabletop using four #12 x 1" screws.

Leg Assemblies

Pneumatic-Adjustable Height Leg (Nesting-Top Base)
An 11-gauge steel leg support bracket is welded to the 1 3/4" diameter, 14-gauge upper leg tube. The lower leg structure consists of 4 mm steel feet welded to a 2 1/4" diameter, 14-gauge steel vertical tube. The inner leg tube is supported in the lower leg tube by a set of Delrin glide bushings. Housed inside each leg tube is a pneumatic cylinder which includes a locking feature to prevent vertical movement when any force is applied to the worksurface and the cylinder is not actuated. Each leg assembly is attached to the mechanism using four total 1/4 -20 x 5/8" Torx head (T-30) thread forming screws. The legs are joined by a 1 1/4" by 2", 14-gauge rectangular steel tube cross-brace bar that is secured in place with six total 1/4 -20 x 5/8" Torx head (T-30) thread forming screws. Leg assemblies ship with foot covers installed, but casters or glides must be installed upon assembly.

On Pneumatic-adjustable height tables, the tabletop adjusts up and down between 29" and 44" from the floor by activating a pneumatic cylinder using a lever located under the user side of the worksurface.

Screw-Adjustable Height Leg (Nesting-Top Base)
An 11-gauge steel leg support bracket is welded to the 1 3/4" diameter, 14-gauge upper leg tube. The lower leg structure consists of 4 mm steel feet welded to a 2 1/4" diameter, 14-gauge steel outer vertical tube. The inner leg tube is supported in the lower, outer leg tube by a set of Delrin glide bushings. The inner tube contains a set of threaded adjustment holes spaced 1" apart which mate up with two holes on the outer leg. By removing the 1/4-20 x 1/2" locking screws, the tabletop height may be adjusted in 1" increments. Each leg assembly is attached to the mechanism using four total 1/4 -20 x 5/8" Torx head (T-30) thread forming screws. The legs are joined by a 1 1/4" by 2", 14-gauge rectangular steel tube cross-brace bar that is secured in place with six total 1/4 -20 x 5/8" Torx head (T-30) thread forming screws. Leg assemblies ship with foot covers installed, but casters or glides must be installed upon assembly.

On screw-adjustable height tables, the top of the tabletop adjusts up and down between 29" and 44" from the floor by manually removing the two locking set screws located on the inside of each leg below the lower cross-brace, and adjusting the top up or down in 1" increments, then replacing the locking set screws.

Furnishing Knowledge®

Pirouette® Tables
General Information-Height Adjustable

TECHNICAL SPECIFICATIONS

Leg Assemblies (cont.)

Pneumatic-Adjustable Height Leg (Fixed-Top Base)
An 11-gauge steel leg support bracket is welded to the 1 3/4" diameter, 14-gauge upper leg tube. The lower leg structure consists of 4 mm steel feet welded to a 2 1/4" diameter, 14-gauge steel outer vertical tube. The inner leg tube is supported in the lower leg tube by a set of Delrin glide bushings. Housed inside each leg tube is a pneumatic cylinder which includes a locking feature to prevent vertical movement when any force is applied to the worksurface and the cylinder is not actuated. Each leg assembly is attached to the mechanism using four total 1/4 -20 x 5/8" Torx head (T-30) thread forming screws. The legs are joined by a 1 1/4" by 2", 14-gauge rectangular steel tube cross-brace bar that is secured in place with six total 1/4 -20 x 5/8" Torx head (T-30) thread forming screws. Leg assemblies ship with foot covers installed, but casters or glides must be installed upon assembly.

On Pneumatic-adjustable height tables, the tabletop adjusts up and down between 29" and 44" from the floor by activating a pneumatic cylinder using a lever located under the user side of the worksurface.

Screw-Adjustable Height Leg (Fixed-Top Base)
An 11-gauge steel leg support bracket is welded to the 1 3/4" diameter, 14-gauge upper leg tube. The lower leg structure consists of 4 mm steel feet welded to a 2 1/4" diameter, 14-gauge steel outer vertical tube. The inner leg tube is supported in the lower, outer leg tube by a set of Delrin glide bushings. The inner tube contains a set of threaded adjustment holes spaced 1" apart which mate up with two holes on the outer leg. By removing the 1/4-20 x 1/2" locking screws, the tabletop height may be adjusted in 1" increments. Each leg assembly is attached to the mechanism using four total 1/4 -20 x 5/8" Torx head (T-30) thread forming screws. The legs are joined by a 1 1/4" by 2", 14-gauge rectangular steel tube cross-brace bar that is secured in place with six total 1/4 -20 x 5/8" Torx head (T-30) thread forming screws. Leg assemblies ship with foot covers installed, but casters or glides must be installed upon assembly.

On screw-adjustable height tables, the top of the tabletop adjusts up and down between 29" and 44" from the floor by manually removing the two locking set screws located on the inside of each leg below the lower cross-brace, and adjusting the top up or down in 1" increments, then replacing the locking set screws.

Casters and Glides

Each table includes either glides or casters. Tables with casters will include two-wheel locking casters, made of molded nylon and are two-tone Starlight Silver and black. Glides are made of molded nylon and are two-tone black and white. Glides and casters are interchangeable without changing table height. Caster wheels are a minimum of 2.44" (62 mm) diameter. Caster wheel treads are medium hard (75 max Shore A) for easy mobility on carpet or hard floors. Glides have a smooth convex bottom surface for mobility. 2 3/4" diameter black nylon glides are optional. Glides have 1" of telescoping height adjustment to level the table height. Steel 1/2" threaded stems attach the glides to legs. Casters and glides ship unassembled.

Wire Management

Cable Trough
The cable trough is a cable and cord management accessory that is provided on all versions of the table. Constructed of 18-gauge steel with a black powder-coated finish. Screws are provided for attachment to the underside of the tabletop, and tops are pre-drilled for cable trough locations. Provides multiple access holes to feed wires, and cables.

Vertical Leg Wire Management
A color matched extrusion made of aluminum "snaps" to the Pirouette leg, managing cables and wires exiting power modules or through standard grommets installed on the tabletop. The extrusion is 12" long. Vertical wire managers are included when power options are ordered.

Velcro® Wire Management
The Velcro wire manager is constructed of 2" x 4 1/2" Velcro hook and loop material. The wire manager is provided with adhesive backing and screws for attachment to the underside of the top. Tops are pre-drilled for locating wire managers, but a wire manager may be applied in any convenient location. Wire clips are provided when power modules with 3-prong plugs are ordered. Field installed.

Pirouette® Tables
General Information-Height Adjustable

TECHNICAL SPECIFICATIONS

Grommets

Flip-Top Grommets for Dean® & Nacre® Power Modules
Flip-top grommets are surface-mounted covers, constructed of 18-gauge steel. Grommets have a flip-up receding door and are identical in cutout size to the Nacre or Dean power modules listed below, which allows for retrofitting corresponding power modules at a later date. One grommet ships per table, which is located in the center of the tops. Two grommets ship per conference table, which are located near the center of the tops. Grommets are finished with powder-coat paint and available in all KI paint colors. The flip-up door is designed to allow cords to remain routed through the opening while it is closed and allows for more cord routing space when the flip-up door is opened. Field installed.

Circular Grommet for Node® Power Module
The Node circular grommet is an open top, surface-mounted grommet constructed of aluminum. The overall diameter of 3.15" fits into a 3" diameter cutout in the surface. One grommet ships per table, which is located in the center of the tops. Two grommets ship per conference table, which are located near the center of the tops. Grommets are finished with powder-coat paint and available in all KI paint colors. Not available in chrome. Field installed.

Power Modules

Dean In-Surface Power Module with 3-Prong Plug
Dean In-Surface power module consists of two simplex receptacle ports (rated at 15 amps/125 volts), one USB-A port and one USB-C port, 2 amps per port, and one data jack opening. The module can be modified to fit various brand jacks. Data tree ships with Dean in-surface power modules. Data connectors are not supplied with the module and are purchased by the customer. The Dean in-surface module is 8.12" long by 2.31" wide by 2.5" high and fits securely into a 7.81" x 1.93" cutout. Module is mechanically attached to the worksurface with screws from the underside. The module has a molded plastic faceplate with steel trim and an aluminum housing. Modules comes standard with either 9' or 15' cord with a 3-prong plug. Dean power module is rated at 15 amps/120 volts, and is UL listed.

Dean Clamp-On Power Module with 3-Prong Plug
Dean clamp-on power module consists of two simplex receptacle ports (rated at 15 amps/125 volts), one USB-A and one USB-C port, 2 amps per port. Dean clamp-on module Is 5.50" long by 3.06" wide by 3.38" high. The module has a smooth molded plastic faceplate with an anodized aluminum housing. Clamp-on mounting style positions the module at a right angle to the worksurface and uses two thumb screws for attachment, without the need for table cutouts. Clamp is 3" wide, extends $1^{3}/_{4}$" onto edge of surface and can accommodate a maximum surface thickness of $1^{1}/_{2}$". Modules come standard with either 3', 9' or 15' cord with a 3-prong plug. Dean power module is rated at 15 amps/120 volts, and is UL listed.

Nacre Pop-Up In-Surface Module with 3-Prong Plug
Nacre Pop-Up In-Surface consists of two simplex receptacle ports (rated at 15 amps/125 volts), one USB-A port and one USB-C port, 2 amps per port, and one data jack opening. The module can be modified to fit various brand jacks. Data tree ships with Nacre power modules. Data connectors are not supplied with the module and are purchased by the customer. Nacre is 7.25" long by 3.31" wide by 2.92" high and fits securely into a 6.94" x 3" cutout with .38" radius corners. The module is made of molded plastic. The module is a pop-up design with a dampened spring-loaded mechanism to allow the unit to smoothly open for use and close smoothly when not in use. Modules come standard with either 9' or 15' cord with a 3-prong plug. Nacre power module is rated at 15 amps/120 volts, and is UL listed.

Dubbel™ Undersurface Power Module with 3-Prong Plug
Dubbel undersurface module consists of two simplex receptacle ports (rated at 15 amps/125 volts), one USB-A port and one USB-C port, 2 amps per port. Dubbel is 7.63" wide by 1.75" tall by 5.25" deep. The module is made of molded plastic and secures under the worksurface with two $^{5}/_{16}$ x 2" Phillips round-head screws. Modules come standard with either 3', 9' or 15' cord with a 3-prong plug. Dubbel power module is rated at 15 amps/120 volts, and is UL listed.

TECHNICAL SPECIFICATIONS

Power Modules (cont.)

Node® In-Surface Power Module with 3-Prong Plug
Node In-Surface power module consists of one simplex receptacle port (rated at 15 amps/125 volts), includes one USB-A port , and one USB-C port, 2 amps per port. Node is 3.38" in diameter by 3.30" tall fits and securely into a 3" diameter cutout. The module housing is made of plastic with a powder-coat painted aluminum faceplate. Modules come standard with either 9' or 15' cord with a 3-prong plug. Node power module is rated at 15 amps/120 volts, and is UL listed.

PowerUp® Module with 3-Prong Plug
The PowerUp module is a UL listed, relocatable power tap, which is a surface mounted power module with a plastic cover. When open, one duplex power receptacle and two data jack openings are exposed. The module is $3^{1}/_{4}$" wide by 7" long and $2^{1}/_{4}$" tall when opened and fits securely into a $6^{1}/_{4}$" x 3" cutout, still allowing removal without tools. The module is constructed of polycarbonate with a textured finish, meeting UL 94 V-0 Flame Class minimum requirements. The module has two receptacles, rated at 15 Amps/125 Volts and two locations for data connectors. Snap-in data plates hold data connectors and allow the standard module to accommodate most manufacturers. The data connectors are not supplied with the module and are purchased by the customer. The module has a dampened spring-loaded mechanism to allow the unit to open for use and close when not in use. The power receptacles open above the plane of the tabletop to avoid accidental spills into the receptacle. Data jacks remain stationary to avoid excess wear and tear on the wire connections and promote transmission of data communication. Data ports are molded to accept RJ45 jacks, but can be modified to accept various brands of jacks. The module comes standard with either a 9 ft or 15 ft cord and 3-prong plug.

Villa™ Power Module with 3-Prong Plug
The Villa power module with 3-prong plug is an Intertek ETL Listed Furniture Power Distribution Unit surface module that mounts below a $6^{1}/_{4}$" x 3" grommet cutout in the tabletop. The module is $3^{1}/_{2}$" wide by $6^{3}/_{4}$" long and 2" tall when opened. The module comes standard with either a 9 ft or 15 ft cord and 3-prong plug, rated 120VAC, 15A. When open, two simplex power receptacles, two USB charging ports and one data jack opening are exposed. The module can be modified to fit various brand jacks. Data connectors are not supplied with the module and are purchased by the customer. Metal grommet cover is included.

Fabric Wrapped Modesty Panel/Wire Management
The fabric wrapped modesty panel is constructed of a heat-set, non-woven PET material, pressed into a flexible, durable and dent resistant panel. The fabric wrapped panel is available in black only. The panel is hung by plastic clips that mount to the underside of the tabletop using wood screws. The modesty panel hangs freely when in use or when the tabletop is in its nested, upright position. The panel has a Velcro fastened pouch on the user side to route and hide cables or wires from electronic equipment to the optional vertical leg wire manager. The modesty panel measures $10^{1}/_{8}$" high (measured down from underside of the tabletop) by the width of the table by $^{3}/_{4}$" thick.

Polyester Felt Modesty Panel
Polyester felt modesty panels are constructed from a sound-absorbing, 100% polyester felt. The panels have a density of 0.5 lb/ft^2 and are sound absorbing tested to ASTM C423 with an NRC rating of .44 when using no air gap (A-Mount testing method) and an NRC rating of .81 with 2" air gap. The polyester felt is in accordance with ASTM-E84 and achieve a Class A Flame Spread. Standard sizes are $9^{1}/_{4}$" high by $28^{1}/_{2}$", $34^{1}/_{2}$", $40^{1}/_{2}$", $46^{1}/_{2}$", $52^{1}/_{2}$", $58^{1}/_{2}$", $64^{1}/_{2}$", and $70^{1}/_{2}$" wide.

Mounting Hooks
The mounting hooks are 18-gauge steel and attach underneath the tabletop using two steel screws. Panels $28^{1}/_{2}$", $34^{1}/_{2}$", $40^{1}/_{2}$" and $46^{1}/_{2}$" wide use two hooks per panel. Panels $52^{1}/_{2}$", $58^{1}/_{2}$", $64^{1}/_{2}$" and $70^{1}/_{2}$" wide use three hooks per panel.

Pirouette® Tables
General Information-Height Adjustable

STATEMENT OF LINE

Pirouette HA Tables - Fixed-Top Base



Rectangular Table
Pneumatic-Adjustable Height
PPFR



Chevron Table
Pneumatic-Adjustable Height
PPFCV



Rectangular Table
Screw-Adjustable Height
PSFR



Chevron Table
Screw-Adjustable Height
PSFCV

Pirouette HA Tables - Flipping & Nesting-Top Base



Rectangular Table
Pneumatic-Adjustable Height
PPNR



Chevron Table
Pneumatic-Adjustable Height
PPNCV



Rectangular Table
Screw-Adjustable Height
PSNR



Chevron Table
Screw-Adjustable Height
PSNCV

Pirouette® Tables
Product Color Options

Pirouette® Tables
Product Color Options

Nesting Mechanism is standard in Flannel only

Surface Finish--Laminate

Belair	LBQ
Biltmore Cherry	LBT
Black	LBK
Brighton Walnut	LBW
Canyon Zephyr	LCA
Castle Oak	LCO
Casual Linen	LCU
Cherry Storm	LCX
Classic Linen	LCI
Cloud Zephyr	LCL
Cocobala	LCC
Crisp Linen	LRI
Desert Zephyr	LDZ
Dove Grey	LDG
Fired Steel	LIL
Flax Linen	LXF
Florence Walnut	LFC
Forged Steel	LOL
Friston Ash	LFH
Frosty White	LFW
Graphite Nebula	LGN
Grey	LGE
High Rise	LHE
Hollyberry	LHY
Irish Linen	LIH
Island	LID
Italian Silver Ash	LIT
Kensington Maple	LKM
Lapis Blue	LLB
Markerboard White	LMK
Misted Zephyr	LMR
Monticello Maple	LMT
Nickel Evolv	LNV
North Sea	LNA
Ocean	LON
Pearl Bisque	LPB
Pearl Silver	LPS
Pressed Linen	LPR
River Cherry	LRY
Rugged Linen	LRG
Satin Stainless	LSS
Shadow Zephyr	LSR
Silicon evolv	LSV
Sterling Ash	LAZ
Tailored Linen	LTL
Titanium evolv	LTV
White Nebula	LWL
White Sand	LWN
Windsor Mahogany	LWY

Leg Finish

Black	BL
Blue Grey	GR
Bronze Metallic	ZM
Cayenne	CY
Champagne Metallic	CM
Chrome	CH
Cool Grey	CG
Cottonwood	CO
Earthen Clay	EY
Espresso Metallic	EX
Everglade Shade	EV
Flannel	FN
Glitz Metallic	GZ
Hazy Jade	HJ
Honey Bee	HY
Light Tone	LG
Mardi Gras	MG
Misty Brown	MY
Nemo	NE
Nordic	ND
Poppy Red	PR
Purple Haze	PH
Rubber Ducky	RK
Sand	SA
Sky Blue	SK
Starlight Silver Metallic	SX
Surf's Up	SP
Twilight Shadow	TI
Ultra Blue	UB
Warm Grey	WG
Zesty Lime	ZL

Edge Color for 74P Edge

Belair	EBQ
Biltmore Cherry	EBT
Black	EBL
Blue Grey	EGR
Brighton Walnut	EBW
Castle Oak	ECO
Cayenne	ECY
Cherry Storm	ECX
Cocobala	ECC
Cool Grey	ECG
Earthen Clay	EEY
Everglade Shade	EEV
Flannel	EFN
Florence Walnut	EFC
Friston Ash	EFH
Frosty White	EFW
Hazy Jade	EHJ
Honey Bee	EHY
Italian Silver Ash	EIT
Kensington Maple	EKM
Light Tone	ELG
Mardi Gras	EMG
Misty Brown	EMY
Monticello Maple	EMT
Multiplex	EMB
Nemo	ENE
Nordic	END
Poppy Red	EPR
Purple Haze	EPH
River Cherry	ERY
Rubber Ducky	ERK
Sand	ESA
Sky Blue	ESK
Sterling Ash	EAZ
Surf's Up	ESP
Twilight Shadow	ETI
Ultra Blue	EUB
Warm Grey	EWG
Windsor Mahogany	EWY
Zesty Lime	EZL

Edge Color for ME2 Edge

Black	EBL
Blue Grey	EGR
Cool Grey	ECG
Flannel	EFN
Misty Brown	EMY
Sand	ESA
Warm Grey	EWG

Plastic Grommet Color (Corded, Activ8)

Black grommet	GBL
Blue Grey grommet	GGR
Cool Grey grommet	GCG
Flannel grommet	GFN
Misty Brown grommet	GMY
Sand grommet	GSA
Warm Grey grommet	GWG

Villa, Nacre, Dean, Node Grommet Color (Corded, Activ8, Pattern)

Black grommet	GBL
Blue Grey grommet	GGR
Bronze Metallic grommet	GZM
Champagne Metallic grommet	GCM
Cool Grey grommet	GCG
Cottonwood grommet	GCO
Flannel grommet	GFN
Misty Brown grommet	GMY
Starlight Silver grommet	GSX
Warm Grey grommet	GWG

Villa Power Module Color (Corded, Activ8)

Villa Module Black	PUBL
Villa Module Blue Grey	PUGR
Villa Module Bronze Metallic	PUZM
Villa Module Champagne Metallic	PUCM
Villa Module Cool Grey	PUCG
Villa Module Cottonwood	PUCO
Villa Module Flannel	PUFN
Villa Module Misty Brown	PUMY
Villa Module Starlight Silver	PUSX
Villa Module Warm Grey	PUWG

Power-Up Module Color (Corded, Activ8)

PowerUp Black	PUBL
PowerUp Blue Grey	PUGR
PowerUp Cool Grey	PUCG
PowerUp Flannel	PUFN
PowerUp Misty Brown	PUMY
PowerUp Sand	PUSA
PowerUp Warm Grey	PUWG

Nacre, Dubbel, Dean, Node Power Module Color (Corded, Pattern)

Black	PUBL
Cool Grey	PUCG
Cottonwood	PUCO
Warm Grey	PUWG

Snap-in RPT color is always Black

Polyester Felt Modesty Panel

Dandelion	FTDD
Fawn	FTFW
Flannel	FTFN
Heather	FTHR
Lava	FTLV
Midnight Blue	FTMB
Spring	FTSG

Accessories - 3" Lift Kit, Infeed, Vertical Wire Manager

Black	BL
Blue Grey	GR
Bronze Metallic	ZM
Cayenne	CY
Champagne Metallic	CM
Chrome	CH
Cool Grey	CG
Cottonwood	CO
Earthen Clay	EY
Espresso Metallic	EX
Everglade Shade	EV
Flannel	FN
Glitz Metallic	GZ
Hazy Jade	HJ
Honey Bee	HY
Light Tone	LG
Mardi Gras	MG
Misty Brown	MY
Nemo	NE
Nordic	ND
Poppy Red	PR
Purple Haze	PH
Rubber Ducky	RK
Sand	SA
Sky Blue	SK
Starlight Silver Metallic	SX
Surf's Up	SP
Twilight Shadow	TI
Ultra Blue	UB
Warm Grey	WG
Zesty Lime	ZL

Accessories - Trough

Black	BL
Blue Grey	GR
Bronze Metallic	ZM
Cayenne	CY
Champagne Metallic	CM
Cool Grey	CG
Cottonwood	CO
Earthen Clay	EY
Espresso Metallic	EX
Everglade Shade	EV
Flannel	FN
Glitz Metallic	GZ
Hazy Jade	HJ
Honey Bee	HY
Light Tone	LG
Mardi Gras	MG
Misty Brown	MY
Nemo	NE
Nordic	ND
Poppy Red	PR
Purple Haze	PH
Rubber Ducky	RK
Sand	SA
Sky Blue	SK
Starlight Silver Metallic	SX
Surf's Up	SP
Twilight Shadow	TI
Ultra Blue	UB
Warm Grey	WG
Zesty Lime	ZL

Finish Cards
View color swatches for items listed within this document.

Paints **Wood/Veneer** **Molded Edges** **Hard Plastics**
Plastics/Poly **Laminates** **Edge Styles** **Glass**

Certain options referenced may not be available on GSA Schedule.

Pirouette® Tables - Fixed Height Base

Fixed Top-Rectangular-29" High (Training)

Pirouette® Tables - Fixed Height Base
Fixed Top-Rectangular-29" High (Training)

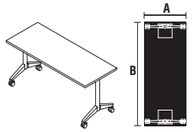

PIFT

Rectangular Tables - 18"D

- Training tables are designed for maximum leg spacing for the length of the table
- Chrome bases will have polished aluminum foot covers and polished aluminum vertical wire managers (when applicable)
- Gangers ordered separately
- 60", 66" and 72" includes worksurface stiffener channel
- Fixed base at 29" high

Features	A x B	Basic Model (A)	Edge Style (B)	Power Option (C)	Modesty Panel (D)	Edge Color (E)	Surface Finish (F)	Leg Finish (G)	Grommet/ Module Color (H)	Polyester Modesty Panel Color (I)	Base (J)	Cord (feet) (K)	Approx. Packaged Weight	74P Edge (74P)
T Base	18 x 30"	PIFR1830T	□□□	NNN	□□□	□□□	□□□	□□		□□□□	□□□		41.0#	$ 650
T Base	18 x 36"	PIFR1836T	□□□	□□□	□□□	□□□	□□□	□□	□□□□	□□□□	□□□	□□	45.0#	798
T Base	18 x 42"	PIFR1842T	□□□	□□□	□□□	□□□	□□□	□□	□□□□	□□□□	□□□	□□	49.0#	825
T Base	18 x 48"	PIFR1848T	□□□	□□□	□□□	□□□	□□□	□□	□□□□	□□□□	□□□	□□	53.0#	859
T Base	18 x 54"	PIFR1854T	□□□	□□□	□□□	□□□	□□□	□□	□□□□	□□□□	□□□	□□	56.0#	928
T Base	18 x 60"	PIFR1860T	□□□	□□□	□□□	□□□	□□□	□□	□□□□	□□□□	□□□	□□	60.0#	996
T Base	18 x 66"	PIFR1866T	□□□	□□□	□□□	□□□	□□□	□□	□□□□	□□□□	□□□	□□	63.0#	1002
T Base	18 x 72"	PIFR1872T	□□□	□□□	□□□	□□□	□□□	□□	□□□□	□□□□	□□□	□□	71.0#	1029
T Base	24 x 30"	PIFR2430T	□□□	NNN	□□□	□□□	□□□	□□		□□□□	□□□		50.0#	$ 692
T Base	24 x 36"	PIFR2436T	□□□	□□□	□□□	□□□	□□□	□□	□□□□	□□□□	□□□	□□	55.0#	862
T Base	24 x 42"	PIFR2442T	□□□	□□□	□□□	□□□	□□□	□□	□□□□	□□□□	□□□	□□	60.0#	896
T Base	24 x 48"	PIFR2448T	□□□	□□□	□□□	□□□	□□□	□□	□□□□	□□□□	□□□	□□	65.0#	932
T Base	24 x 54"	PIFR2454T	□□□	□□□	□□□	□□□	□□□	□□	□□□□	□□□□	□□□	□□	70.0#	977
T Base	24 x 60"	PIFR2460T	□□□	□□□	□□□	□□□	□□□	□□	□□□□	□□□□	□□□	□□	74.0#	1032
T Base	24 x 66"	PIFR2466T	□□□	□□□	□□□	□□□	□□□	□□	□□□□	□□□□	□□□	□□	79.0#	1074
T Base	24 x 72"	PIFR2472T	□□□	□□□	□□□	□□□	□□□	□□	□□□□	□□□□	□□□	□□	88.0#	1127

PIFT

Rectangular Tables - 24"D

- Training tables are designed for maximum leg spacing for the length of the table
- Chrome bases will have polished aluminum foot covers and polished aluminum vertical wire managers (when applicable)
- Gangers ordered separately
- 60", 66" and 72" includes worksurface stiffener channel
- Fixed base at 29" high

HOW TO ORDER

Indicate the following information on order form:
1. Quantity of each item.
2. Model number, including options. See "How To Build a Model Number".
3. Any special service required.

Note: • The □ indicates that a choice is required.
- The absence of the □ indicates that no choice is required.
- Alpha-numeric characters in place of □ indicate that no other alternatives are available.

HOW TO BUILD A MODEL NUMBER

A Select basic model.

B Select edge style.

74P	- 74P edge

C Select power option.

NNN	- No grommets, PowerUp, wire management/No cutouts
WMO	- Wire management only-no cutouts; add $64
1VG	- One grommet for Villa; add $271
1PG	- One plastic grommet; add $209
1PU	- One PowerUp module; add $334
1VM	- One Villa module w/dual USB-A; add $592
MA1	- Module, Nacre in-surface w/USB-A/C (1); add $420
MB1	- Module, Dubbel under-surface w/ dual USB-A/C (1); add $264
MD1	- Module, Dean in-surface w/USB-A/C (1) ; add $354
MO1	- Module, Node in-surface w/USB-A/C (1) ; add $264

D Select modesty panel.

FMP	- Fabric modesty panel; add $364
NMP	- No modesty panel
PMP	- Polyester felt modesty panel; add $182

E Select edge color.
Refer to the **Product Color Options** page in this price list.
Edge color offerings are based on edge style selections.

F Select surface finish.
Refer to the **Product Color Options** page in this price list.

GA1	- Grommet, Nacre (1); add $209
GD1	- Grommet, Dean (1); add $209
GO1	- Grommet, Node (1); add $144

CORD LENGTH: 9' or 15' is optional on all module options.

WIRE MANAGEMENT: All options except NNN include vertical and horizontal wire management.

G Select leg finish.
Refer to the **Product Color Options** page in this price list.

H Select grommet/module color.
Refer to the **Product Color Options** page in this price list.

I Select modesty panel color (only if polyester felt panel is chosen).
Refer to the **Product Color Options** page in this price list.

J Select base.

4EC	- 4 casters
4GB	- 4 black glides

Casters=2 locking/2 non-locking, black wheel, silver hub

K Select cord length (feet).

15	- 15' cord length
9	- 9' cord length

INFORMATION

LEG CLEARANCE

Table Length	From Table Edge	Inside Leg
30"	1.5	22.75
36"	1.5	28.75
42"	1.5	34.75
48"	1.5	40.75
54"	1.5	46.75
60"	1.5	52.75
66"	1.5	58.75
72"	1.5	64.75

INFORMATION

Contact KI Customer Service for specific models that are UL listed.

SPECIAL SERVICES

Special Carton Marking

With specially marked information N/C

Shipping

Ships **knocked down, FOB Bonduel, WI 54107, freight prepaid.** Freight class 125.

Specifications and prices are subject to change without prior notice.

Pirouette® Tables - Fixed Height Base

Fixed Top-Rectangular-29" High (Training)

Pirouette® Tables - Fixed Height Base

Fixed Top-Rectangular-29" High (Training)

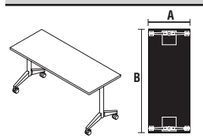

PIFT

Rectangular Tables - 30"D

- Training tables are designed for maximum leg spacing for the length of the table
- Chrome bases will have polished aluminum foot covers and polished aluminum vertical wire managers (when applicable)
- Gangers ordered separately
- 60", 66" and 72" includes worksurface stiffener channel
- Fixed base at 29" high

		MODEL NUMBER												
Features	A x B	Basic Model	Edge Style	Power Option	Modesty Panel	Edge Color	Surface Finish	Leg Finish	Grommet/ Module Color	Polyester Modesty Panel Color	Base	Cord (feet)	Approx. Packaged Weight	74P Edge (74P)
T Base	30 x 36"	PIFR3036T	□□□	□□□	□□□	□□□	□□□	□□	□□□□	□□□□	□□□	□□	62.0#	$ 911
T Base	30 x 42"	PIFR3042T	□□□	□□□	□□□	□□□	□□□	□□	□□□□	□□□□	□□□	□□	68.0#	944
T Base	30 x 48"	PIFR3048T	□□□	□□□	□□□	□□□	□□□	□□	□□□□	□□□□	□□□	□□	74.0#	977
T Base	30 x 54"	PIFR3054T	□□□	□□□	□□□	□□□	□□□	□□	□□□□	□□□□	□□□	□□	80.0#	1039
T Base	30 x 60"	PIFR3060T	□□□	□□□	□□□	□□□	□□□	□□	□□□□	□□□□	□□□	□□	86.0#	1093
T Base	30 x 66"	PIFR3066T	□□□	□□□	□□□	□□□	□□□	□□	□□□□	□□□□	□□□	□□	92.0#	1133
T Base	30 x 72"	PIFR3072T	□□□	□□□	□□□	□□□	□□□	□□	□□□□	□□□□	□□□	□□	102.0#	1195
			Ⓐ	Ⓑ	Ⓒ	Ⓓ	Ⓔ	Ⓕ	Ⓖ	Ⓗ	Ⓘ	Ⓙ	Ⓚ	

HOW TO ORDER

Indicate the following information on order form:
1. Quantity of each item.
2. Model number, including options. See "How To Build a Model Number".
3. Any special service required.

Note: • The □ indicates that a choice is required.
- The absence of the □ indicates that no choice is required.
- Alpha-numeric characters in place of □ indicate that no other alternatives are available.

HOW TO BUILD A MODEL NUMBER

Ⓐ Select basic model.

Ⓑ Select edge style.

74P	- 74P edge

Ⓒ Select power option.

NNN	- No grommets, PowerUp, wire management/No cutouts
WMO	- Wire management only-no cutouts; add $64
1VG	- One grommet for Villa; add $271
1PG	- One plastic grommet; add $209
1PU	- One PowerUp module; add $334
1VM	- One Villa module w/dual USB-A; add $592
MA1	- Module, Nacre in-surface w/USB-A/C (1); add $420
MB1	- Module, Dubbel under-surface w/ dual USB-A/C (1); add $264
MD1	- Module, Dean in-surface w/USB-A/C (1) ; add $354
MO1	- Module, Node in-surface w/USB-A/C (1) ; add $264

Ⓓ Select modesty panel.

FMP	- Fabric modesty panel; add $364
NMP	- No modesty panel
PMP	- Polyester felt modesty panel; add $182

Ⓔ Select edge color.
Refer to the **Product Color Options** page in this price list.
Edge color offerings are based on edge style selections.

Ⓕ Select surface finish.
Refer to the **Product Color Options** page in this price list.

GA1	- Grommet, Nacre (1); add $209
GD1	- Grommet, Dean (1); add $209
GO1	- Grommet, Node (1); add $144

CORD LENGTH: 9' or 15' is optional on all module options.

WIRE MANAGEMENT: All options except NNN include vertical and horizontal wire management.

Ⓖ Select leg finish.
Refer to the **Product Color Options** page in this price list.

Ⓗ Select grommet/module color.
Refer to the **Product Color Options** page in this price list.

Ⓘ Select modesty panel color (only if polyester felt panel is chosen).
Refer to the **Product Color Options** page in this price list.

Ⓙ Select base.

4EC	- 4 casters
4GB	- 4 black glides

Casters=2 locking/2 non-locking, black wheel, silver hub

Ⓚ Select cord length (feet).

15	- 15' cord length
9	- 9' cord length

INFORMATION

LEG CLEARANCE

Table Length /	From Table Edge /	Inside Leg
30"	1.5	22.75
36"	1.5	28.75
42"	1.5	34.75
48"	1.5	40.75
54"	1.5	46.75
60"	1.5	52.75
66"	1.5	58.75
72"	1.5	64.75

INFORMATION

Contact KI Customer Service for specific models that are UL listed.

SPECIAL SERVICES

Special Carton Marking

With specially marked information N/C

Shipping

Ships **knocked down, FOB Bonduel, WI 54107, freight prepaid.** Freight class 125.

Specifications and prices are subject to change without prior notice.

Pirouette® Tables - Fixed Height Base

Fixed Top-Rectangular-29" High (Training)

Pirouette® Tables - Fixed Height Base

Fixed Top-Rectangular-29" High (Training)

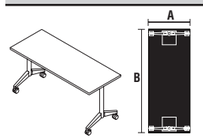

PIFT

Rectangular Tables - 36"D

- Training tables are designed for maximum leg spacing for the length of the table
- Chrome bases will have polished aluminum foot covers and polished aluminum vertical wire managers (when applicable)
- Gangers ordered separately
- 60", 66" and 72" includes worksurface stiffener channel
- Fixed base at 29" high"

		MODEL NUMBER													
Features	A x B	Basic Model	Edge Style	Power Option	Modesty Panel	Edge Color	Surface Finish	Leg Finish	Grommet/ Module Color	Polyester Modesty Panel Color	Base	Cord (feet)	Approx. Packaged Weight	74P Edge (74P)
			Ⓐ	Ⓑ	Ⓒ	Ⓓ	Ⓔ	Ⓕ	Ⓖ	Ⓗ	Ⓘ	Ⓙ	Ⓚ		
T Base	36 x 36"	PIFR3636T	□□□	□□□	□□□	□□□	□□□	□□	□□□□	□□□□	□□□	□□	72.0#	$ 1029
T Base	36 x 42"	PIFR3642T	□□□	□□□	□□□	□□□	□□□	□□	□□□□	□□□□	□□□	□□	78.0#	1076
T Base	36 x 48"	PIFR3648T	□□□	□□□	□□□	□□□	□□□	□□	□□□□	□□□□	□□□	□□	84.0#	1123
T Base	36 x 54"	PIFR3654T	□□□	□□□	□□□	□□□	□□□	□□	□□□□	□□□□	□□□	□□	90.0#	1237
T Base	36 x 60"	PIFR3660T	□□□	□□□	□□□	□□□	□□□	□□	□□□□	□□□□	□□□	□□	96.0#	1270
T Base	36 x 66"	PIFR3666T	□□□	□□□	□□□	□□□	□□□	□□	□□□□	□□□□	□□□	□□	102.0#	1288
T Base	36 x 72"	PIFR3672T	□□□	□□□	□□□	□□□	□□□	□□	□□□□	□□□□	□□□	□□	112.0#	1320

HOW TO ORDER

Indicate the following information on order form:
1. Quantity of each item.
2. Model number, including options. See "How To Build a Model Number".
3. Any special service required.

Note: • The □ indicates that a choice is required.
- The absence of the □ indicates that no choice is required.
- Alpha-numeric characters in place of □ indicate that no other alternatives are available.

HOW TO BUILD A MODEL NUMBER

Ⓐ Select basic model.

Ⓑ Select edge style.

74P	- 74P edge

Ⓒ Select power option.

NNN	- No grommets, PowerUp, wire management/No cutouts
WMO	- Wire management only-no cutouts; add $64
1VG	- One grommet for Villa; add $271
1PG	- One plastic grommet; add $209
1PU	- One PowerUp module; add $334
1VM	- One Villa module w/dual USB-A; add $592
MA1	- Module, Nacre in-surface w/USB-A/C (1); add $420
MB1	- Module, Dubbel under-surface w/ dual USB-A/C (1); add $264
MD1	- Module, Dean in-surface w/USB-A/C (1) ; add $354
MO1	- Module, Node in-surface w/USB-A/C (1) ; add $264

Ⓓ Select modesty panel.

FMP	- Fabric modesty panel; add $364
NMP	- No modesty panel
PMP	- Polyester felt modesty panel; add $182

Ⓔ Select edge color.
Refer to the **Product Color Options** page in this price list.
Edge color offerings are based on edge style selections.

Ⓕ Select surface finish.
Refer to the **Product Color Options** page in this price list.

GA1	- Grommet, Nacre (1); add $209
GD1	- Grommet, Dean (1); add $209
GO1	- Grommet, Node (1); add $144

CORD LENGTH: 9' or 15' is optional on all module options.

WIRE MANAGEMENT: All options except NNN include vertical and horizontal wire management.

Ⓖ Select leg finish.
Refer to the **Product Color Options** page in this price list.

Ⓗ Select grommet/module color.
Refer to the **Product Color Options** page in this price list.

Ⓘ Select modesty panel color (only if polyester felt panel is chosen).
Refer to the **Product Color Options** page in this price list.

Ⓙ Select base.

4EC	- 4 casters
4GB	- 4 black glides

Casters=2 locking/2 non-locking, black wheel, silver hub

Ⓚ Select cord length (feet).

15	- 15' cord length
9	- 9' cord length

INFORMATION

LEG CLEARANCE

Table Length	/ From Table Edge	/ Inside Leg
30"	1.5	22.75
36"	1.5	28.75
42"	1.5	34.75
48"	1.5	40.75
54"	1.5	46.75
60"	1.5	52.75
66"	1.5	58.75
72"	1.5	64.75

INFORMATION

Contact KI Customer Service for specific models that are UL listed.

SPECIAL SERVICES

Special Carton Marking

With specially marked information	N/C

Shipping

Ships **knocked down, FOB Bonduel, WI 54107, freight prepaid.** Freight class 125.

Specifications and prices are subject to change without prior notice.

Pirouette® Tables - Fixed Height Base

Fixed Top-Rectangular-29" High (Training)

Pirouette® Tables - Fixed Height Base

Fixed Top-Rectangular-29" High (Training)

	Features	A x B	MODEL NUMBER Basic Model	Edge Style	Power Option	Modesty Panel	Edge Color	Surface Finish	Leg Finish	Grommet/ Module Color	Base	Cord (feet)	Approx. Packaged Weight	74P Edge (74P)
	Three Bases	36 x 84"	PIFR3684T	□□□	□□□	NMP	□□□	□□□	□□	□□□□	□□□	□□	145.0#	$ 1627
PIFT	Three Bases	36 x 96"	PIFR3696T	□□□	□□□	NMP	□□□	□□□	□□	□□□□	□□□	□□	159.0#	1632
			Ⓐ	Ⓑ	Ⓒ	Ⓓ	Ⓔ	Ⓕ	Ⓖ	Ⓗ	Ⓘ	Ⓙ		

Rectangular Tables - 36"D

- Training tables are designed for maximum leg spacing for the length of the table
- Chrome bases will have polished aluminum foot covers and polished aluminum vertical wire managers (when applicable)
- Gangers ordered separately
- Fixed base at 29" high"
- 84" and 96" have third leg in center

HOW TO ORDER

Indicate the following information on order form:
1. Quantity of each item.
2. Model number, including options. See "How To Build a Model Number".
3. Any special service required.

Note: • The □ indicates that a choice is required.
- The absence of the □ indicates that no choice is required.
- Alpha-numeric characters in place of □ indicate that no other alternatives are available.

HOW TO BUILD A MODEL NUMBER

Ⓐ Select basic model.

Ⓑ Select edge style.
- **74P** - 74P edge

Ⓒ Select power option.
- **NNN** - No grommets/No PowerUp/No wire management
- **WMO** - Wire management only-no cutouts; add $64
- **2PG** - Two plastic grommets; add $420
- **2PU** - Two PowerUp modules; add $669
- **2VG** - Two grommets for Villa; add $543
- **2VM** - Two Villa modules w/dual USB-A; add $1185
- **MA2** - Modules, Nacre in-surface w/USB-A/C (2); add $839
- **MB2** - Modules, Dubbel under-surface w/ dual USB-A/C (2); add $528
- **MD2** - Modules, Dean in-surface w/USB-A/C (2) ; add $707
- **MO2** - Modules, Node in-surface w/USB-A/C (2); add $528
- **GA2** - Grommets, Nacre (2); add $408
- **GD2** - Grommets, Dean (2); add $408
- **GO2** - Grommets, Node (2); add $276

CORD LENGTH: 9' or 15' is optional on all module options.

WIRE MANAGEMENT: All options except NNN include vertical and horizontal wire management.

Ⓓ Select modesty panel.
- **NMP** - No modesty panel

Ⓔ Select edge color.
Refer to the **Product Color Options** page in this price list.
Edge color offerings are based on edge style selections.

Ⓕ Select surface finish.
Refer to the **Product Color Options** page in this price list.

Ⓖ Select leg finish.
Refer to the **Product Color Options** page in this price list.

Ⓗ Select grommet/module color.
Refer to the **Product Color Options** page in this price list.

Ⓘ Select base.
- **4EC** - 4 casters
- **4GB** - 4 black glides

Casters=2 locking/2 non-locking, black wheel, silver hub

Ⓙ Select cord length (feet).
- **15** - 15' cord length
- **9** - 9' cord length

INFORMATION

Contact KI Customer Service for specific models that are UL listed.

SPECIAL SERVICES

Special Carton Marking

With specially marked information N/C

Shipping

Ships **knocked down, FOB Bonduel, WI 54107, freight prepaid.** Freight class 125.

Specifications and prices are subject to change without prior notice.

Pirouette® Tables - Fixed Height Base

Fixed Top-Rectangular-29” High (Collaborative)

Pirouette® Tables - Fixed Height Base

Fixed Top-Rectangular-29” High (Collaborative)

	MODEL	Features	A x B	MODEL NUMBER: Basic Model	Edge Style	Power Option	Modesty Panel	Edge Color	Surface Finish	Leg Finish	Base	Approx. Packaged Weight	74P Edge (74P)	Urethane Edge (ME2)
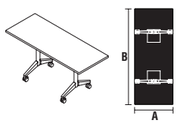 PIFC	**Rectangular Tables - 24”D** • Collaborative tables are designed to provide leg spacing for all sides of the table • Chrome bases will have polished aluminum foot covers and polished aluminum vertical wire managers (when applicable) • ME2 edge is the molded urethane edge on the long sides of the table with a 74P trim on the short side of the table. • 96” includes worksurface stiffener channel • Fixed base at 29” high	T Base	24 x 60”	PIFR2460C	□□□	NNN	NMP	□□□	□□□	□□	□□□	74.0#	$ 1032	$ 1495
		T Base	24 x 66”	PIFR2466C	□□□	NNN	NMP	□□□	□□□	□□	□□□	79.0#	1074	1560
		T Base	24 x 72”	PIFR2472C	□□□	NNN	NMP	□□□	□□□	□□	□□□	84.0#	1127	1575
		T Base	24 x 84”	PIFR2484C	□□□	NNN	NMP	□□□	□□□	□□	□□□	93.0#	1250	1781
		T Base	24 x 96”	PIFR2496C	□□□	NNN	NMP	□□□	□□□	□□	□□□	107.0#	1397	1852
PIFC	**Rectangular Tables - 30”D** • Collaborative tables are designed to provide leg spacing for all sides of the table • Chrome bases will have polished aluminum foot covers and polished aluminum vertical wire managers (when applicable) • ME2 edge is the molded urethane edge on the long sides of the table with a 74P trim on the short side of the table. • 96” includes worksurface stiffener channel • Fixed base at 29” high	T Base	30 x 60”	PIFR3060C	□□□	NNN	NMP	□□□	□□□	□□	□□□	86.0#	$ 1093	$ 1560
		T Base	30 x 66”	PIFR3066C	□□□	NNN	NMP	□□□	□□□	□□	□□□	92.0#	1133	1631
		T Base	30 x 72”	PIFR3072C	□□□	NNN	NMP	□□□	□□□	□□	□□□	98.0#	1195	1653
		T Base	30 x 84”	PIFR3084C	□□□	NNN	NMP	□□□	□□□	□□	□□□	110.0#	1344	1873
		T Base	30 x 96”	PIFR3096C	□□□	NNN	NMP	□□□	□□□	□□	□□□	126.0#	1432	1944

Ⓐ Ⓑ Ⓒ Ⓓ Ⓔ Ⓕ Ⓖ Ⓗ

HOW TO ORDER

Indicate the following information on order form:
1. Quantity of each item.
2. Model number, including options. See “How To Build a Model Number”.
3. Any special service required.

Note: • The □ indicates that a choice is required.
- The absence of the □ indicates that no choice is required.
- Alpha-numeric characters in place of □ indicate that no other alternatives are available.

HOW TO BUILD A MODEL NUMBER

Ⓐ Select basic model.

Ⓑ Select edge style.

74P	- 74P edge
ME2	- Urethane edge

*(Edge style ME2 has ME on long edges/74P on short edges)

Ⓒ Select power option.

NNN	- No grommets, PowerUp, wire management/No cutouts

Ⓓ Select modesty panel.

NMP	- No modesty panel

Ⓔ Select edge color.
Refer to the **Product Color Options** page in this price list.
Edge color offerings are based on edge style selections.

Ⓕ Select surface finish.
Refer to the **Product Color Options** page in this price list.

Ⓖ Select leg finish.
Refer to the **Product Color Options** page in this price list.

Ⓗ Select base.

4EC	- 4 casters
4GB	- 4 black glides

Casters=2 locking/2 non-locking, black wheel, silver hub

INFORMATION

LEG CLEARANCE

Table Length /	From Table Edge /	Inside Leg
60”	13.5	28.75
66”	13.5	34.75
72”	13.5	40.75
84”	13.5	52.75
96”	13.5	64.75

SPECIAL SERVICES

Special Carton Marking

With specially marked information	N/C

Shipping

Ships **knocked down, FOB Bonduel, WI 54107, freight prepaid.** Freight class 125.

Specifications and prices are subject to change without prior notice.

Pirouette® Tables - Fixed Height Base

Fixed Top-Rectangular-29” High (Conference)

Pirouette® Tables - Fixed Height Base

Fixed Top-Rectangular-29” High (Conference)

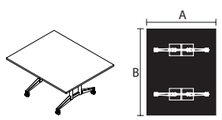

PIFT

Rectangular Conference Tables - 42”D

- Chrome bases will have polished aluminum foot covers and polished aluminum vertical wire managers (when applicable)
- Legs are inset 13.4” from edge to allow seating on all sides of table
- 1 module/grommet for table lengths of 60” and 72”
- 2 modules/grommets for table lengths of 84”
- 84” includes worksurface stiffener channel
- Fixed base at 29” high

	Features	A x B	MODEL NUMBER Basic Model	Edge Style	Power Option	Modesty Panel	Edge Color	Surface Finish	Leg Finish	Grommet/ Module Color	Base	Cord (feet)	Approx. Packaged Weight	74P Edge (74P)
	TT Base	42 x 60”	PIFR4260	□□□	□□□	NMP	□□□	□□□	□□	□□□□	□□□	□□	112.0#	$ 1821
	TT Base	42 x 72”	PIFR4272	□□□	□□□	NMP	□□□	□□□	□□	□□□□	□□□	□□	132.0#	1930
	TT Base	42 x 84”	PIFR4284	□□□	□□□	NMP	□□□	□□□	□□	□□□□	□□□	□□	148.0#	2091
				Ⓑ	Ⓒ	Ⓓ	Ⓔ	Ⓕ	Ⓖ	Ⓗ	Ⓘ	Ⓙ		

HOW TO ORDER

Indicate the following information on order form:
1. Quantity of each item.
2. Model number, including options. See “How To Build a Model Number”.
3. Any special service required.

Note: • The □ indicates that a choice is required.
- The absence of the □ indicates that no choice is required.
- Alpha-numeric characters in place of □ indicate that no other alternatives are available.

HOW TO BUILD A MODEL NUMBER

Ⓐ Select basic model.

Ⓑ Select edge style.
- **74P** - 74P edge

Ⓒ Select power option.
- **WM0** - Wire management only-no cutouts; add $64
- **NNN** - No grommets/No PowerUp/No wire management
- **WM0** - Wire management only-no cutouts; add $64
- **1VG** - One grommet for Villa; add $271
- **1PG** - One plastic grommet; add $209
- **1PU** - One PowerUp module; add $334
- **1VM** - One Villa module w/dual USB-A; add $592
- **MA1** - Module, Nacre in-surface w/USB-A/C (1); add $420
- **MB1** - Module, Dubbel under-surface w/ dual USB-A/C (1); add $264
- **MD1** - Module, Dean in-surface w/USB-A/C (1) ; add $354
- **MO1** - Module, Node in-surface w/USB-A/C (1) ; add $264
- **GA1** - Grommet, Nacre (1); add $209
- **GD1** - Grommet, Dean (1); add $209
- **GO1** - Grommet, Node (1); add $144
- **2PG** - Two plastic grommets; add $420
- **2PU** - Two PowerUp modules; add $669
- **2VG** - Two grommets for Villa; add $543
- **2VM** - Two Villa modules w/dual USB-A; add $1185
- **MA2** - Modules, Nacre in-surface w/USB-A/C (2); add $839
- **MB2** - Modules, Dubbel under-surface w/ dual USB-A/C (2); add $528
- **MD2** - Modules, Dean in-surface w/USB-A/C (2) ; add $707
- **MO2** - Modules, Node in-surface w/USB-A/C (2); add $528
- **GA2** - Grommets, Nacre (2); add $408
- **GD2** - Grommets, Dean (2); add $408
- **GO2** - Grommets, Node (2); add $276

CORD LENGTH: 9’ or 15’ is optional on all module options.

WIRE MANAGEMENT: All options except NNN include vertical and horizontal wire management.

Ⓓ Select modesty panel.
- **NMP** - No modesty panel

Ⓔ Select edge color.
Refer to the **Product Color Options** page in this price list.
Edge color offerings are based on edge style selections.

Ⓕ Select surface finish.
Refer to the **Product Color Options** page in this price list.

Ⓖ Select leg finish.
Refer to the **Product Color Options** page in this price list.

Ⓗ Select grommet/module color.
Refer to the **Product Color Options** page in this price list.

Ⓘ Select base.
- **4EC** - 4 casters
- **4GB** - 4 black glides

Casters=2 locking/2 non-locking, black wheel, silver hub

Ⓙ Select cord length (feet).
- **15** - 15’ cord length
- **9** - 9’ cord length

INFORMATION

Contact KI Customer Service for specific models that are UL listed.

SPECIAL SERVICES

Special Carton Marking

With specially marked information	N/C

Shipping

Ships **knocked down, FOB Bonduel, WI 54107, freight prepaid.** Freight class 125.

Specifications and prices are subject to change without prior notice.

Pirouette® Tables - Fixed Height Base

Fixed Top-Rectangular-29” High (Conference)

Pirouette® Tables - Fixed Height Base

Fixed Top-Rectangular-29” High (Conference)

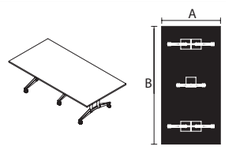

PIFT

Rectangular Conference Tables - 42”D

- Chrome bases will have polished aluminum foot covers and polished aluminum vertical wire managers (when applicable)
- Legs are inset 13.4” from edge to allow seating on all sides of table
- Fixed base at 29” high
- Center leg is single T Base to improve leg clearance

	Features	A x B	MODEL NUMBER Basic Model	Edge Style	Power Option	Modesty Panel	Edge Color	Surface Finish	Leg Finish	Grommet/ Module Color	Base	Cord (feet)	Approx. Packaged Weight	74P Edge (74P)
	Three Bases	42 x 96”	PIFR4296	□□□	□□□	NMP	□□□	□□□	□□	□□□□	□□□	□□	179.0#	$ 2329
	Three Bases	42 x 120”	PIFR42120	□□□	□□□	NMP	□□□	□□□	□□	□□□□	□□□	□□	211.0#	2509
				Ⓑ	Ⓒ	Ⓓ	Ⓔ	Ⓕ	Ⓖ	Ⓗ	Ⓘ	Ⓙ		

HOW TO ORDER

Indicate the following information on order form:
1. Quantity of each item.
2. Model number, including options. See “How To Build a Model Number”.
3. Any special service required.

Note: • The □ indicates that a choice is required.
- The absence of the □ indicates that no choice is required.
- Alpha-numeric characters in place of □ indicate that no other alternatives are available.

HOW TO BUILD A MODEL NUMBER

Ⓐ Select basic model.

Ⓑ Select edge style.
- **74P** - 74P edge

Ⓒ Select power option.
- **NNN** - No grommets/No PowerUp/No wire management
- **WMO** - Wire management only-no cutouts; add $64
- **2PG** - Two plastic grommets; add $420
- **2PU** - Two PowerUp modules; add $669
- **2VG** - Two grommets for Villa; add $543
- **2VM** - Two Villa modules w/dual USB-A; add $1185
- **MA2** - Modules, Nacre in-surface w/ USB-A/C (2); add $839
- **MB2** - Modules, Dubbel under-surface w/ dual USB-A/C (2); add $528
- **MD2** - Modules, Dean in-surface w/USB-A/C (2) ; add $707
- **MO2** - Modules, Node in-surface w/USB-A/C (2); add $528
- **GA2** - Grommets, Nacre (2); add $408
- **GD2** - Grommets, Dean (2); add $408
- **GO2** - Grommets, Node (2); add $276

CORD LENGTH: 9’ or 15’ is optional on all module options.

WIRE MANAGEMENT: All options except NNN include vertical and horizontal wire management.

Ⓓ Select modesty panel.
- **NMP** - No modesty panel

Ⓔ Select edge color.
Refer to the **Product Color Options** page in this price list.
Edge color offerings are based on edge style selections.

Ⓕ Select surface finish.
Refer to the **Product Color Options** page in this price list.

Ⓖ Select leg finish.
Refer to the **Product Color Options** page in this price list.

Ⓗ Select grommet/module color.
Refer to the **Product Color Options** page in this price list.

Ⓘ Select base.
- **4EC** - 4 casters
- **4GB** - 4 black glides

Casters=2 locking/2 non-locking, black wheel, silver hub

Ⓙ Select cord length (feet).
- **15** - 15’ cord length
- **9** - 9’ cord length

INFORMATION

Contact KI Customer Service for specific models that are UL listed.

SPECIAL SERVICES

Special Carton Marking

With specially marked information N/C

Shipping

Ships **knocked down, FOB Bonduel, WI 54107, freight prepaid.** Freight class 125.

Specifications and prices are subject to change without prior notice.

Pirouette® Tables - Fixed Height Base

Fixed Top-Rectangular-29" High (Conference)

Pirouette® Tables - Fixed Height Base

Fixed Top-Rectangular-29" High (Conference)

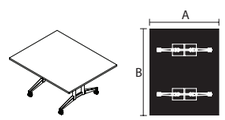

PIFT

Rectangular Conference Tables - 48"D

- Chrome bases will have polished aluminum foot covers and polished aluminum vertical wire managers (when applicable)
- Legs are inset 13.4" from edge to allow seating on all sides of table
- 1 module/grommet for table lengths of 60" and 72"
- 2 modules/grommets for table lengths of 84"
- 84" includes worksurface stiffener channel
- Fixed base at 29" high

		MODEL NUMBER											
Features	A x B	Basic Model	Edge Style	Power Option	Modesty Panel	Edge Color	Surface Finish	Leg Finish	Grommet/ Module Color	Base	Cord (feet)	Approx. Packaged Weight	74P Edge (74P)
		Ⓐ	Ⓑ	Ⓒ	Ⓓ	Ⓔ	Ⓕ	Ⓖ	Ⓗ	Ⓘ	Ⓙ		
TT Base	48 x 60"	PIFR4860	□□□	□□□	NMP	□□□	□□□	□□	□□□□	□□□	□□	125.0#	$ 1821
TT Base	48 x 72"	PIFR4872	□□□	□□□	NMP	□□□	□□□	□□	□□□□	□□□	□□	147.0#	1930
TT Base	48 x 84"	PIFR4884	□□□	□□□	NMP	□□□	□□□	□□	□□□□	□□□	□□	165.0#	2091

HOW TO ORDER

Indicate the following information on order form:
1. Quantity of each item.
2. Model number, including options. See "How To Build a Model Number".
3. Any special service required.

Note: • The □ indicates that a choice is required.
- The absence of the □ indicates that no choice is required.
- Alpha-numeric characters in place of □ indicate that no other alternatives are available.

HOW TO BUILD A MODEL NUMBER

Ⓐ Select basic model.

Ⓑ Select edge style.
- **74P** - 74P edge

Ⓒ Select power option.
- **NNN** - No grommets, PowerUp, wire management/No cutouts
- **WMO** - Wire management only-no cutouts; add $64
- **WMO** - Wire management only-no cutouts; add $64
- **1VG** - One grommet for Villa; add $271
- **1PG** - One plastic grommet; add $209
- **1PU** - One PowerUp module; add $334
- **1VM** - One Villa module w/dual USB-A; add $592
- **MA1** - Module, Nacre in-surface w/USB-A/C (1); add $420
- **MB1** - Module, Dubbel under-surface w/ dual USB-A/C (1); add $264
- **MD1** - Module, Dean in-surface w/USB-A/C (1) ; add $354
- **MO1** - Module, Node in-surface w/USB-A/C (1) ; add $264
- **GA1** - Grommet, Nacre (1); add $209
- **GD1** - Grommet, Dean (1); add $209
- **GO1** - Grommet, Node (1); add $144
- **2PG** - Two plastic grommets; add $420
- **2PU** - Two PowerUp modules; add $669
- **2VG** - Two grommets for Villa; add $543
- **2VM** - Two Villa modules w/dual USB-A; add $1185
- **MA2** - Modules, Nacre in-surface w/USB-A/C (2); add $839
- **MB2** - Modules, Dubbel under-surface w/ dual USB-A/C (2); add $528
- **MD2** - Modules, Dean in-surface w/USB-A/C (2) ; add $707
- **MO2** - Modules, Node in-surface w/USB-A/C (2); add $528
- **GA2** - Grommets, Nacre (2); add $408
- **GD2** - Grommets, Dean (2); add $408
- **GO2** - Grommets, Node (2); add $276

CORD LENGTH: 9' or 15' is optional on all module options.

WIRE MANAGEMENT: All options except NNN include vertical and horizontal wire management.

Ⓓ Select modesty panel.
- **NMP** - No modesty panel

Ⓔ Select edge color.
Refer to the **Product Color Options** page in this price list.
Edge color offerings are based on edge style selections.

Ⓕ Select surface finish.
Refer to the **Product Color Options** page in this price list.

Ⓖ Select leg finish.
Refer to the **Product Color Options** page in this price list.

Ⓗ Select grommet/module color.
Refer to the **Product Color Options** page in this price list.

Ⓘ Select base.
- **4EC** - 4 casters
- **4GB** - 4 black glides

Casters=2 locking/2 non-locking, black wheel, silver hub

Ⓙ Select cord length (feet).
- **15** - 15' cord length
- **9** - 9' cord length

INFORMATION

Contact KI Customer Service for specific models that are UL listed.

SPECIAL SERVICES

Special Carton Marking

With specially marked information	N/C

Shipping

Ships **knocked down, FOB Bonduel, WI 54107, freight prepaid.** Freight class 125.

Specifications and prices are subject to change without prior notice.

Pirouette® Tables - Fixed Height Base

Fixed Top-Rectangular-29" High (Conference)

Pirouette® Tables - Fixed Height Base

Fixed Top-Rectangular-29" High (Conference)

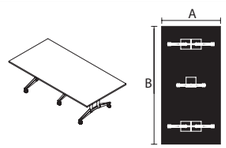

PIFT

Rectangular Conference Tables - 48"D

- Chrome bases will have polished aluminum foot covers and polished aluminum vertical wire managers (when applicable)
- Legs are inset 13.4" from edge to allow seating on all sides of table
- Fixed base at 29" high
- Center leg is single T Base to improve leg clearance

	Features	A x B	MODEL NUMBER Basic Model Ⓐ	Edge Style Ⓑ	Power Option Ⓒ	Modesty Panel Ⓓ	Edge Color Ⓔ	Surface Finish Ⓕ	Leg Finish Ⓖ	Grommet/ Module Color Ⓗ	Base Ⓘ	Cord (feet) Ⓙ	Approx. Packaged Weight	74P Edge (74P)
	Three Bases	48 x 96"	PIFR4896	□□□	□□□	NMP	□□□	□□□	□□	□□□□	□□□	□□	199.0#	$ 2329
	Three Bases	48 x 120"	PIFR48120	□□□	□□□	NMP	□□□	□□□	□□	□□□□	□□□	□□	236.0#	2509
	Three TT Bases	48 x 144"	PIFR48144	□□□	□□□	NMP	□□□	□□□	□□	□□□□	4GB	□□	0.0#	2912

HOW TO ORDER

Indicate the following information on order form:
1. Quantity of each item.
2. Model number, including options. See "How To Build a Model Number".
3. Any special service required.

Note: • The □ indicates that a choice is required.
- The absence of the □ indicates that no choice is required.
- Alpha-numeric characters in place of □ indicate that no other alternatives are available.

HOW TO BUILD A MODEL NUMBER

Ⓐ Select basic model.

Ⓑ Select edge style.
- **74P** - 74P edge

Ⓒ Select power option.
- **NNN** - No grommets/No PowerUp/No wire management
- **WMO** - Wire management only-no cutouts; add $64
- **2PG** - Two plastic grommets; add $420
- **2PU** - Two PowerUp modules; add $669
- **2VG** - Two grommets for Villa; add $543
- **2VM** - Two Villa modules w/dual USB-A; add $1185
- **MA2** - Modules, Nacre in-surface w/USB-A/C (2); add $839
- **MB2** - Modules, Dubbel under-surface w/ dual USB-A/C (2); add $528
- **MD2** - Modules, Dean in-surface w/USB-A/C (2) ; add $707
- **MO2** - Modules, Node in-surface w/USB-A/C (2); add $528
- **GA2** - Grommets, Nacre (2); add $408
- **GD2** - Grommets, Dean (2); add $408
- **GO2** - Grommets, Node (2); add $276

CORD LENGTH: 9' or 15' is optional on all module options.

WIRE MANAGEMENT: All options except NNN include vertical and horizontal wire management.

Ⓓ Select modesty panel.
- **NMP** - No modesty panel

Ⓔ Select edge color.
Refer to the **Product Color Options** page in this price list.
Edge color offerings are based on edge style selections.

Ⓕ Select surface finish.
Refer to the **Product Color Options** page in this price list.

Ⓖ Select leg finish.
Refer to the **Product Color Options** page in this price list.

Ⓗ Select grommet/module color.
Refer to the **Product Color Options** page in this price list.

Ⓘ Select base.
- **4EC** - 4 casters
- **4GB** - 4 black glides

Casters=2 locking/2 non-locking, black wheel, silver hub

Ⓙ Select cord length (feet).
- **15** - 15' cord length
- **9** - 9' cord length

INFORMATION

Contact KI Customer Service for specific models that are UL listed.

SPECIAL SERVICES

Special Carton Marking

With specially marked information N/C

Shipping

Ships **knocked down, FOB Bonduel, WI 54107, freight prepaid.** Freight class 125.

Specifications and prices are subject to change without prior notice.

Pirouette® Tables - Fixed Height Base

Fixed Top-Rectangular-29" High (Conference)

Pirouette® Tables - Fixed Height Base
Fixed Top-Rectangular-29" High (Conference)

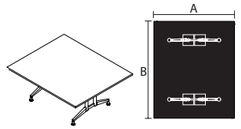

PIFT

Rectangular Conference Tables - 60"D

- Chrome bases will have polished aluminum foot covers and polished aluminum vertical wire managers (when applicable)
- Legs are inset 13.4" from edge to allow seating on all sides of table
- 1 module/grommet for table lengths of 72"
- 2 modules/grommets for table lengths of 84" thru 144"
- 84" includes worksurface stiffener channel
- Fixed base at 29" high

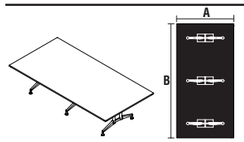

PIFT

Rectangular Conference Tables - 60"D

- Chrome bases will have polished aluminum foot covers and polished aluminum vertical wire managers (when applicable)
- Legs are inset 13.4" from edge to allow seating on all sides of table
- Fixed base at 29" high

	Features	A x B	MODEL NUMBER Basic Model	Edge Style Ⓑ	Power Option Ⓒ	Modesty Panel Ⓓ	Edge Color Ⓔ	Surface Finish Ⓕ	Leg Finish Ⓖ	Grommet/ Module Color Ⓗ	Base Ⓘ	Cord (feet) Ⓙ	Approx. Packaged Weight	74P Edge (74P)
Ⓐ	TT Base	60 x 72"	PIFR6072	□□□	□□□	NMP	□□□	□□□	□□	□□□□	4GB	□□	0.0#	$ 2669
Ⓐ	TT Base	60 x 84"	PIFR6084	□□□	□□□	NMP	□□□	□□□	□□	□□□□	4GB	□□	0.0#	2912
Ⓐ	Three TT Bases	60 x 96"	PIFR6096	□□□	□□□	NMP	□□□	□□□	□□	□□□□	4GB	□□	0.0#	$ 3397
Ⓐ	Three TT Bases	60 x 120"	PIFR60120	□□□	□□□	NMP	□□□	□□□	□□	□□□□	4GB	□□	0.0#	3882
Ⓐ	Three TT Bases	60 x 132"	PIFR60132	□□□	□□□	NMP	□□□	□□□	□□	□□□□	4GB	□□	0.0#	4246
Ⓐ	Three TT Bases	60 x 144"	PIFR60144	□□□	□□□	NMP	□□□	□□□	□□	□□□□	4GB	□□	0.0#	4489

Ⓐ Ⓑ Ⓒ Ⓓ Ⓔ Ⓕ Ⓖ Ⓗ Ⓘ Ⓙ

HOW TO ORDER

Indicate the following information on order form:
1. Quantity of each item.
2. Model number, including options. See "How To Build a Model Number".
3. Any special service required.

Note: • The □ indicates that a choice is required.
- The absence of the □ indicates that no choice is required.
- Alpha-numeric characters in place of □ indicate that no other alternatives are available.

HOW TO BUILD A MODEL NUMBER

Ⓐ Select basic model.

Ⓑ Select edge style.

74P	- 74P edge

Ⓒ Select power option.

NNN	- No grommets, PowerUp, wire management/No cutouts
WMO	- Wire management only-no cutouts; add $64
WMO	- Wire management only-no cutouts; add $64
1VG	- One grommet for Villa; add $271
1PG	- One plastic grommet; add $209
1PU	- One PowerUp module; add $334
1VM	- One Villa module w/dual USB-A; add $592
MA1	- Module, Nacre in-surface w/USB-A/C (1); add $420
MB1	- Module, Dubbel under-surface w/ dual USB-A/C (1); add $264
MD1	- Module, Dean in-surface w/USB-A/C (1) ; add $354
MO1	- Module, Node in-surface w/USB-A/C (1) ; add $264
GA1	- Grommet, Nacre (1); add $209
GD1	- Grommet, Dean (1); add $209
GO1	- Grommet, Node (1); add $144
2PG	- Two plastic grommets; add $420
2PU	- Two PowerUp modules; add $669
2VG	- Two grommets for Villa; add $543
2VM	- Two Villa modules w/dual USB-A; add $1185
MA2	- Modules, Nacre in-surface w/USB-A/C (2); add $839
MB2	- Modules, Dubbel under-surface w/ dual USB-A/C (2); add $528
MD2	- Modules, Dean in-surface w/USB-A/C (2) ; add $707
MO2	- Modules, Node in-surface w/USB-A/C (2); add $528
GA2	- Grommets, Nacre (2); add $408
GD2	- Grommets, Dean (2); add $408
GO2	- Grommets, Node (2); add $276

CORD LENGTH: 9' or 15' is optional on all module options.

WIRE MANAGEMENT: All options except NNN include vertical and horizontal wire management.

Ⓓ Select modesty panel.

NMP	- No modesty panel

Ⓔ Select edge color.
Refer to the **Product Color Options** page in this price list.
Edge color offerings are based on edge style selections.

Ⓕ Select surface finish.
Refer to the **Product Color Options** page in this price list.

Ⓖ Select leg finish.
Refer to the **Product Color Options** page in this price list.

Ⓗ Select grommet/module color.
Refer to the **Product Color Options** page in this price list.

Ⓘ Select base.

4GB	- 4 black glides

Casters=2 locking/2 non-locking, black wheel, silver hub

Ⓙ Select cord length (feet).

15	- 15' cord length
9	- 9' cord length

INFORMATION

Contact KI Customer Service for specific models that are UL listed.

SPECIAL SERVICES

Special Carton Marking

With specially marked information	N/C

Shipping

Ships **knocked down, FOB Bonduel, WI 54107, freight prepaid.** Freight class 125.

Specifications and prices are subject to change without prior notice.

Pirouette® Tables - Fixed Height Base

Fixed Top-Rectangular-29" High (Conference)

Pirouette® Tables - Fixed Height Base

Fixed Top-Rectangular-29" High (Conference)

	Features	A x B	MODEL NUMBER Basic Model	Edge Style	Power Option	Modesty Panel	Edge Color	Surface Finish	Leg Finish	Grommet/ Module Color	Base	Cord (feet)	Approx. Packaged Weight	74P Edge (74P)
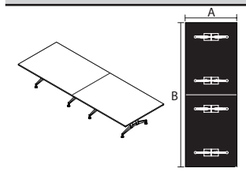	Four TT Bases	60 x 156"	PIFR60156	□□□	□□□	NMP	□□□	□□□	□□	□□□□	4GB	□□	0.0#	$ 5095
	Four TT Bases	60 x 168"	PIFR60168	□□□	□□□	NMP	□□□	□□□	□□	□□□□	4GB	□□	0.0#	5459
	Four TT Bases	60 x 192"	PIFR60192	□□□	□□□	NMP	□□□	□□□	□□	□□□□	4GB	□□	0.0#	5824

PIFT

Rectangular Conference Tables - 60"D

- Chrome bases will have polished aluminum foot covers and polished aluminum vertical wire managers (when applicable)
- Legs are inset 13.4" from edge to allow seating on all sides of table
- Tables with four or more TT bases have a two-piece top
- Fixed base at 29" high

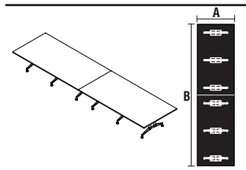	Six TT Bases	60 x 240"	PIFR60240	□□□	□□□	NMP	□□□	□□□	□□	□□□□	4GB	□□	0.0#	$ 7036

PIFT

Rectangular Conference Tables - 60"D

- Chrome bases will have polished aluminum foot covers and polished aluminum vertical wire managers (when applicable)
- Legs are inset 13.4" from edge to allow seating on all sides of table
- Tables with four or more TT bases have a two-piece top
- Fixed base at 29" high

Ⓐ Ⓑ Ⓒ Ⓓ Ⓔ Ⓕ Ⓖ Ⓗ Ⓘ Ⓙ

HOW TO ORDER

Indicate the following information on order form:
1. Quantity of each item.
2. Model number, including options. See "How To Build a Model Number".
3. Any special service required.

Note: • The □ indicates that a choice is required.
- The absence of the □ indicates that no choice is required.
- Alpha-numeric characters in place of □ indicate that no other alternatives are available.

HOW TO BUILD A MODEL NUMBER

Ⓐ Select basic model.

Ⓑ Select edge style.
- **74P** - 74P edge

Ⓒ Select power option.
- **NNN** - No grommets/No PowerUp/No wire management
- **WMO** - Wire management only-no cutouts; add $64
- **2PG** - Two plastic grommets; add $420
- **2PU** - Two PowerUp modules; add $669
- **2VG** - Two grommets for Villa; add $543
- **2VM** - Two Villa modules w/dual USB-A; add $1185
- **MA2** - Modules, Nacre in-surface w/USB-A/C (2); add $839
- **MB2** - Modules, Dubbel under-surface w/ dual USB-A/C (2); add $528
- **MD2** - Modules, Dean in-surface w/USB-A/C (2) ; add $707
- **MO2** - Modules, Node in-surface w/USB-A/C (2); add $528
- **GA2** - Grommets, Nacre (2); add $408
- **GD2** - Grommets, Dean (2); add $408
- **GO2** - Grommets, Node (2); add $276

CORD LENGTH: 9' or 15' is optional on all module options.

WIRE MANAGEMENT: All options except NNN include vertical and horizontal wire management.

Ⓓ Select modesty panel.
- **NMP** - No modesty panel

Ⓔ Select edge color.
Refer to the **Product Color Options** page in this price list.
Edge color offerings are based on edge style selections.

Ⓕ Select surface finish.
Refer to the **Product Color Options** page in this price list.

Ⓖ Select leg finish.
Refer to the **Product Color Options** page in this price list.

Ⓗ Select grommet/module color.
Refer to the **Product Color Options** page in this price list.

Ⓘ Select base.
- **4GB** - 4 black glides

Casters=2 locking/2 non-locking, black wheel, silver hub

Ⓙ Select cord length (feet).
- **15** - 15' cord length
- **9** - 9' cord length

INFORMATION

Contact KI Customer Service for specific models that are UL listed.

SPECIAL SERVICES

Special Carton Marking

With specially marked information N/C

Shipping

Ships **knocked down, FOB Bonduel, WI 54107, freight prepaid.** Freight class 125.

Specifications and prices are subject to change without prior notice.

Pirouette® Tables - Fixed Height Base

Fixed Top-Rectangular-36" High (Counter Height)

Pirouette® Tables - Fixed Height Base

Fixed Top-Rectangular-36" High (Counter Height)

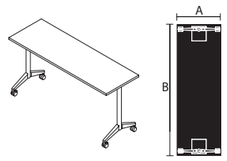

PIF3

Rectangular Tables - 18"D

- Tables are designed for maximum leg spacing for the length of the table
- Chrome bases will have polished aluminum foot covers and polished aluminum vertical wire managers (when applicable)
- Gangers ordered separately
- Recommended chair height for 36"H table is 24" stool
- Fixed base at 36" high

Features	A x B	MODEL NUMBER Basic Model	Edge Style (A)	Power Option (B)	Modesty Panel (C)	Edge Color (D)	Surface Finish (E)	Leg Finish (F)	Grommet/ Module Color (G)	Polyester Modesty Panel Color (H)	Base (I)	Cord (feet) (J)	Approx. Packaged Weight (K)	74P Edge (74P)
T Base	18 x 36"	PIFR1836H36	□□□	□□□	□□□	□□□	□□□	□□	□□□□	□□□□	□□□	□□	47.0#	$ 939
T Base	18 x 42"	PIFR1842H36	□□□	□□□	□□□	□□□	□□□	□□	□□□□	□□□□	□□□	□□	51.0#	974
T Base	18 x 48"	PIFR1848H36	□□□	□□□	□□□	□□□	□□□	□□	□□□□	□□□□	□□□	□□	55.0#	974
T Base	18 x 54"	PIFR1854H36	□□□	□□□	□□□	□□□	□□□	□□	□□□□	□□□□	□□□	□□	58.0#	996
T Base	18 x 60"	PIFR1860H36	□□□	□□□	□□□	□□□	□□□	□□	□□□□	□□□□	□□□	□□	62.0#	996
T Base	18 x 66"	PIFR1866H36	□□□	□□□	□□□	□□□	□□□	□□	□□□□	□□□□	□□□	□□	65.0#	1015
T Base	18 x 72"	PIFR1872H36	□□□	□□□	□□□	□□□	□□□	□□	□□□□	□□□□	□□□	□□	73.0#	1015

PIF3

Rectangular Tables - 24"D

- Tables are designed for maximum leg spacing for the length of the table
- Chrome bases will have polished aluminum foot covers and polished aluminum vertical wire managers (when applicable)
- Gangers ordered separately
- Recommended chair height for 36"H table is 24" stool
- Fixed base at 36" high

Features	A x B	MODEL NUMBER Basic Model	Edge Style (A)	Power Option (B)	Modesty Panel (C)	Edge Color (D)	Surface Finish (E)	Leg Finish (F)	Grommet/ Module Color (G)	Polyester Modesty Panel Color (H)	Base (I)	Cord (feet) (J)	Approx. Packaged Weight (K)	74P Edge (74P)
T Base	24 x 36"	PIFR2436H36	□□□	□□□	□□□	□□□	□□□	□□	□□□□	□□□□	□□□	□□	57.0#	$ 994
T Base	24 x 42"	PIFR2442H36	□□□	□□□	□□□	□□□	□□□	□□	□□□□	□□□□	□□□	□□	62.0#	1014
T Base	24 x 48"	PIFR2448H36	□□□	□□□	□□□	□□□	□□□	□□	□□□□	□□□□	□□□	□□	67.0#	1049
T Base	24 x 54"	PIFR2454H36	□□□	□□□	□□□	□□□	□□□	□□	□□□□	□□□□	□□□	□□	72.0#	1147
T Base	24 x 60"	PIFR2460H36	□□□	□□□	□□□	□□□	□□□	□□	□□□□	□□□□	□□□	□□	76.0#	1147
T Base	24 x 66"	PIFR2466H36	□□□	□□□	□□□	□□□	□□□	□□	□□□□	□□□□	□□□	□□	81.0#	1260
T Base	24 x 72"	PIFR2472H36	□□□	□□□	□□□	□□□	□□□	□□	□□□□	□□□□	□□□	□□	90.0#	1260

Ⓐ Ⓑ Ⓒ Ⓓ Ⓔ Ⓕ Ⓖ Ⓗ Ⓘ Ⓙ Ⓚ

HOW TO ORDER

Indicate the following information on order form:
1. Quantity of each item.
2. Model number, including options. See "How To Build a Model Number".
3. Any special service required.

Note: • The □ indicates that a choice is required.
- The absence of the □ indicates that no choice is required.
- Alpha-numeric characters in place of □ indicate that no other alternatives are available.

HOW TO BUILD A MODEL NUMBER

Ⓐ Select basic model.

Ⓑ Select edge style.

74P	- 74P edge

Ⓒ Select power option.

NNN	- No grommets, PowerUp, wire management/No cutouts
WMO	- Wire management only-no cutouts; add $64
1VG	- One grommet for Villa; add $271
1PG	- One plastic grommet; add $209
1PU	- One PowerUp module; add $334
1VM	- One Villa module w/dual USB-A; add $592
MD1	- Module, Dean in-surface w/USB-A/C (1) ; add $354
MB1	- Module, Dubbel under-surface w/ dual USB-A/C (1); add $264
MA1	- Module, Nacre in-surface w/USB-A/C (1); add $420
MO1	- Module, Node in-surface w/USB-A/C (1) ; add $264
GA1	- Grommet, Nacre (1); add $209
GD1	- Grommet, Dean (1); add $209
GO1	- Grommet, Node (1); add $144

CORD LENGTH: 9' or 15' is optional on all module options.

WIRE MANAGEMENT: All options except NNN include vertical and horizontal wire management.

Ⓓ Select modesty panel.

NMP	- No modesty panel
PMP	- Polyester felt modesty panel; add $265

Ⓔ Select edge color.
Refer to the **Product Color Options** page in this price list.
Edge color offerings are based on edge style selections.

Ⓕ Select surface finish.
Refer to the **Product Color Options** page in this price list.

Ⓖ Select leg finish.
Refer to the **Product Color Options** page in this price list.

Ⓗ Select grommet/module color.
Refer to the **Product Color Options** page in this price list.

Ⓘ Select modesty panel color (only if polyester felt panel is chosen).
Refer to the **Product Color Options** page in this price list.

Ⓙ Select base.

4EC	- 4 casters
4GB	- 4 black glides

Casters=2 locking/2 non-locking, black wheel, silver hub

Ⓚ Select cord length (feet).

15	- 15' cord length
9	- 9' cord length

INFORMATION

Contact KI Customer Service for specific models that are UL listed.

SPECIAL SERVICES

Special Carton Marking

With specially marked information N/C

Shipping

Ships **knocked down, FOB Bonduel, WI 54107, freight prepaid.** Freight class 125.

Specifications and prices are subject to change without prior notice.

Pirouette® Tables - Fixed Height Base

Fixed Top-Rectangular-36” High (Counter Height)

Pirouette® Tables - Fixed Height Base

Fixed Top-Rectangular-36” High (Counter Height)

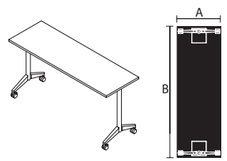

PIF3

Rectangular Tables - 30”D

- Tables are designed for maximum leg spacing for the length of the table
- Chrome bases will have polished aluminum foot covers and polished aluminum vertical wire managers (when applicable)
- Gangers ordered separately
- Recommended chair height for 36”H table is 24” stool
- Fixed base at 36” high

	Features	A x B	MODEL NUMBER Basic Model	Edge Style	Power Option	Modesty Panel	Edge Color	Surface Finish	Leg Finish	Grommet/ Module Color	Polyester Modesty Panel Color	Base	Cord (feet)	Approx. Packaged Weight	74P Edge (74P)
	T Base	30 x 36”	PIFR3036H36	□□□	□□□	□□□	□□□	□□□	□□	□□□□	□□□□	□□□	□□	64.0#	$ 1080
	T Base	30 x 42”	PIFR3042H36	□□□	□□□	□□□	□□□	□□□	□□	□□□□	□□□□	□□□	□□	70.0#	1148
	T Base	30 x 48”	PIFR3048H36	□□□	□□□	□□□	□□□	□□□	□□	□□□□	□□□□	□□□	□□	76.0#	1148
	T Base	30 x 54”	PIFR3054H36	□□□	□□□	□□□	□□□	□□□	□□	□□□□	□□□□	□□□	□□	82.0#	1275
	T Base	30 x 60”	PIFR3060H36	□□□	□□□	□□□	□□□	□□□	□□	□□□□	□□□□	□□□	□□	88.0#	1275
	T Base	30 x 66”	PIFR3066H36	□□□	□□□	□□□	□□□	□□□	□□	□□□□	□□□□	□□□	□□	94.0#	1331
	T Base	30 x 72”	PIFR3072H36	□□□	□□□	□□□	□□□	□□□	□□	□□□□	□□□□	□□□	□□	104.0#	1352
				Ⓐ	Ⓑ	Ⓒ	Ⓓ	Ⓔ	Ⓕ	Ⓖ	Ⓗ	Ⓘ	Ⓙ	Ⓚ	

HOW TO ORDER

Indicate the following information on order form:
1. Quantity of each item.
2. Model number, including options. See “How To Build a Model Number”.
3. Any special service required.

Note: • The □ indicates that a choice is required.
- The absence of the □ indicates that no choice is required.
- Alpha-numeric characters in place of □ indicate that no other alternatives are available.

HOW TO BUILD A MODEL NUMBER

Ⓐ Select basic model.

Ⓑ Select edge style.
- **74P** - 74P edge

Ⓒ Select power option.
- **NNN** - No grommets, PowerUp, wire management/No cutouts
- **WMO** - Wire management only-no cutouts; add $64
- **1VG** - One grommet for Villa; add $271
- **1PG** - One plastic grommet; add $209
- **1PU** - One PowerUp module; add $334
- **1VM** - One Villa module w/dual USB-A; add $592
- **MD1** - Module, Dean in-surface w/USB-A/C (1) ; add $354
- **MB1** - Module, Dubbel under-surface w/ dual USB-A/C (1); add $264
- **MA1** - Module, Nacre in-surface w/USB-A/C (1); add $420
- **MO1** - Module, Node in-surface w/USB-A/C (1) ; add $264
- **GA1** - Grommet, Nacre (1); add $209
- **GD1** - Grommet, Dean (1); add $209
- **GO1** - Grommet, Node (1); add $144

CORD LENGTH: 9’ or 15’ is optional on all module options.

WIRE MANAGEMENT: All options except NNN include vertical and horizontal wire management.

Ⓓ Select modesty panel.
- **NMP** - No modesty panel
- **PMP** - Polyester felt modesty panel; add $265

Ⓔ Select edge color.
Refer to the **Product Color Options** page in this price list.
Edge color offerings are based on edge style selections.

Ⓕ Select surface finish.
Refer to the **Product Color Options** page in this price list.

Ⓖ Select leg finish.
Refer to the **Product Color Options** page in this price list.

Ⓗ Select grommet/module color.
Refer to the **Product Color Options** page in this price list.

Ⓘ Select modesty panel color (only if polyester felt panel is chosen).
Refer to the **Product Color Options** page in this price list.

Ⓙ Select base.
- **4EC** - 4 casters
- **4GB** - 4 black glides

Casters=2 locking/2 non-locking, black wheel, silver hub

Ⓚ Select cord length (feet).
- **15** - 15’ cord length
- **9** - 9’ cord length

INFORMATION

Contact KI Customer Service for specific models that are UL listed.

SPECIAL SERVICES

Special Carton Marking

With specially marked information N/C

Shipping

Ships **knocked down, FOB Bonduel, WI 54107, freight prepaid.** Freight class 125.

Specifications and prices are subject to change without prior notice.

Pirouette® Tables - Fixed Height Base

Fixed Top-Rectangular-42" High (Cafe Height)

KI

Pirouette® Tables - Fixed Height Base

Fixed Top-Rectangular-42" High (Cafe Height)

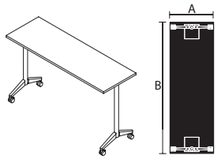

PIF4

Rectangular Tables - 18"D

- Tables are designed for maximum leg spacing for the length of the table
- Chrome bases will have polished aluminum foot covers and polished aluminum vertical wire managers (when applicable)
- Gangers ordered separately
- Recommended chair height for 42"H table is 30" stool
- Fixed base at 42" high

PIF4

Rectangular Tables - 24"D

- Tables are designed for maximum leg spacing for the length of the table
- Chrome bases will have polished aluminum foot covers and polished aluminum vertical wire managers (when applicable)
- Gangers ordered separately
- Recommended chair height for 42"H table is 30" stool
- Fixed base at 42" high

	MODEL NUMBER													
Features	A x B	Basic Model	Edge Style	Power Option	Modesty Panel	Edge Color	Surface Finish	Leg Finish	Grommet/ Module Color	Polyester Modesty Panel Color	Base	Cord (feet)	Approx. Packaged Weight	74P Edge (74P)
			Ⓐ	Ⓑ	Ⓒ	Ⓓ	Ⓔ	Ⓕ	Ⓖ	Ⓗ	Ⓘ	Ⓙ	Ⓚ	
T Base	18 x 36"	PIFR1836H42	□□□	□□□	□□□	□□□	□□□	□□	□□□□	□□□□	□□□	□□	49.0#	$ 947
T Base	18 x 42"	PIFR1842H42	□□□	□□□	□□□	□□□	□□□	□□	□□□□	□□□□	□□□	□□	53.0#	981
T Base	18 x 48"	PIFR1848H42	□□□	□□□	□□□	□□□	□□□	□□	□□□□	□□□□	□□□	□□	57.0#	981
T Base	18 x 54"	PIFR1854H42	□□□	□□□	□□□	□□□	□□□	□□	□□□□	□□□□	□□□	□□	60.0#	1003
T Base	18 x 60"	PIFR1860H42	□□□	□□□	□□□	□□□	□□□	□□	□□□□	□□□□	□□□	□□	64.0#	1003
T Base	18 x 66"	PIFR1866H42	□□□	□□□	□□□	□□□	□□□	□□	□□□□	□□□□	□□□	□□	67.0#	1023
T Base	18 x 72"	PIFR1872H42	□□□	□□□	□□□	□□□	□□□	□□	□□□□	□□□□	□□□	□□	75.0#	1023
T Base	24 x 36"	PIFR2436H42	□□□	□□□	□□□	□□□	□□□	□□	□□□□	□□□□	□□□	□□	59.0#	$ 1003
T Base	24 x 42"	PIFR2442H42	□□□	□□□	□□□	□□□	□□□	□□	□□□□	□□□□	□□□	□□	64.0#	1023
T Base	24 x 48"	PIFR2448H42	□□□	□□□	□□□	□□□	□□□	□□	□□□□	□□□□	□□□	□□	69.0#	1060
T Base	24 x 54"	PIFR2454H42	□□□	□□□	□□□	□□□	□□□	□□	□□□□	□□□□	□□□	□□	74.0#	1158
T Base	24 x 60"	PIFR2460H42	□□□	□□□	□□□	□□□	□□□	□□	□□□□	□□□□	□□□	□□	78.0#	1158
T Base	24 x 66"	PIFR2466H42	□□□	□□□	□□□	□□□	□□□	□□	□□□□	□□□□	□□□	□□	82.0#	1268
T Base	24 x 72"	PIFR2472H42	□□□	□□□	□□□	□□□	□□□	□□	□□□□	□□□□	□□□	□□	92.0#	1268

Note:
- The □ indicates that a choice is required.
- The absence of the □ indicates that no choice is required.
- Alpha-numeric characters in place of □ indicate that no other alternatives are available.

HOW TO ORDER

Indicate the following information on order form:
1. Quantity of each item.
2. Model number, including options. See "How To Build a Model Number".
3. Any special service required.

HOW TO BUILD A MODEL NUMBER

Ⓐ Select basic model.

Ⓑ Select edge style.

74P	- 74P edge

Ⓒ Select power option.

NNN	- No grommets, PowerUp, wire management/No cutouts
WMO	- Wire management only-no cutouts; add $64
1VG	- One grommet for Villa; add $271
1PG	- One plastic grommet; add $209
1PU	- One PowerUp module; add $334
1VM	- One Villa module w/dual USB-A; add $592
MD1	- Module, Dean in-surface w/USB-A/C (1) ; add $354
MB1	- Module, Dubbel under-surface w/ dual USB-A/C (1); add $264
MA1	- Module, Nacre in-surface w/USB-A/C (1); add $420
MO1	- Module, Node in-surface w/USB-A/C (1) ; add $264
GA1	- Grommet, Nacre (1); add $209
GD1	- Grommet, Dean (1); add $209
GO1	- Grommet, Node (1); add $144

CORD LENGTH: 9' or 15' is optional on all module options.

WIRE MANAGEMENT: All options except NNN include vertical and horizontal wire management.

Ⓓ Select modesty panel.

NMP	- No modesty panel
PMP	- Polyester felt modesty panel; add $265

Ⓔ Select edge color.
Refer to the **Product Color Options** page in this price list.
Edge color offerings are based on edge style selections.

Ⓕ Select surface finish.
Refer to the **Product Color Options** page in this price list.

Ⓖ Select leg finish.
Refer to the **Product Color Options** page in this price list.

Ⓗ Select grommet/module color.
Refer to the **Product Color Options** page in this price list.

Ⓘ Select modesty panel color (only if polyester felt panel is chosen).
Refer to the **Product Color Options** page in this price list.

Ⓙ Select base.

4EC	- 4 casters
4GB	- 4 black glides

Casters=2 locking/2 non-locking, black wheel, silver hub

Ⓚ Select cord length (feet).

15	- 15' cord length
9	- 9' cord length

INFORMATION

Contact KI Customer Service for specific models that are UL listed.

SPECIAL SERVICES

Special Carton Marking

With specially marked information N/C

Shipping

Ships **knocked down, FOB Bonduel, WI 54107, freight prepaid.** Freight class 125.

Specifications and prices are subject to change without prior notice.

Pirouette® Tables - Fixed Height Base

Fixed Top-Rectangular-42" High (Cafe Height)

Pirouette® Tables - Fixed Height Base

Fixed Top-Rectangular-42" High (Cafe Height)

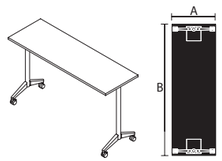

PIF4

Rectangular Tables - 30"D

- Tables are designed for maximum leg spacing for the length of the table
- Chrome bases will have polished aluminum foot covers and polished aluminum vertical wire managers (when applicable)
- Gangers ordered separately
- Recommended chair height for 42"H table is 30" stool
- Fixed base at 42" high

	Features	A x B	MODEL NUMBER Basic Model	Edge Style	Power Option	Modesty Panel	Edge Color	Surface Finish	Leg Finish	Grommet/ Module Color	Polyester Modesty Panel Color	Base	Cord (feet)	Approx. Packaged Weight	74P Edge (74P)
	T Base	30 x 36"	PIFR3036H42	□□□	□□□	□□□	□□□	□□□	□□	□□□□	□□□□	□□□	□□	66.0#	$ 1091
	T Base	30 x 42"	PIFR3042H42	□□□	□□□	□□□	□□□	□□□	□□	□□□□	□□□□	□□□	□□	72.0#	1160
	T Base	30 x 48"	PIFR3048H42	□□□	□□□	□□□	□□□	□□□	□□	□□□□	□□□□	□□□	□□	78.0#	1160
	T Base	30 x 54"	PIFR3054H42	□□□	□□□	□□□	□□□	□□□	□□	□□□□	□□□□	□□□	□□	84.0#	1285
	T Base	30 x 60"	PIFR3060H42	□□□	□□□	□□□	□□□	□□□	□□	□□□□	□□□□	□□□	□□	90.0#	1285
	T Base	30 x 66"	PIFR3066H42	□□□	□□□	□□□	□□□	□□□	□□	□□□□	□□□□	□□□	□□	96.0#	1341
	T Base	30 x 72"	PIFR3072H42	□□□	□□□	□□□	□□□	□□□	□□	□□□□	□□□□	□□□	□□	106.0#	1362
				Ⓑ	Ⓒ	Ⓓ	Ⓔ	Ⓕ	Ⓖ	Ⓗ	Ⓘ	Ⓙ	Ⓚ		

Note: • The □ indicates that a choice is required.
• The absence of the □ indicates that no choice is required.
• Alpha-numeric characters in place of □ indicate that no other alternatives are available.

HOW TO ORDER

Indicate the following information on order form:
1. Quantity of each item.
2. Model number, including options. See "How To Build a Model Number".
3. Any special service required.

HOW TO BUILD A MODEL NUMBER

Ⓐ Select basic model.

Ⓑ Select edge style.
- **74P** - 74P edge

Ⓒ Select power option.
- **NNN** - No grommets, PowerUp, wire management/No cutouts
- **WMO** - Wire management only-no cutouts; add $64
- **1VG** - One grommet for Villa; add $271
- **1PG** - One plastic grommet; add $209
- **1PU** - One PowerUp module; add $334
- **1VM** - One Villa module w/dual USB-A; add $592
- **MD1** - Module, Dean in-surface w/USB-A/C (1) ; add $354
- **MB1** - Module, Dubbel under-surface w/ dual USB-A/C (1); add $264
- **MA1** - Module, Nacre in-surface w/USB-A/C (1); add $420
- **MO1** - Module, Node in-surface w/USB-A/C (1) ; add $264
- **GA1** - Grommet, Nacre (1); add $209
- **GD1** - Grommet, Dean (1); add $209
- **GO1** - Grommet, Node (1); add $144

CORD LENGTH: 9' or 15' is optional on all module options.

WIRE MANAGEMENT: All options except NNN include vertical and horizontal wire management.

Ⓓ Select modesty panel.
- **NMP** - No modesty panel
- **PMP** - Polyester felt modesty panel; add $265

Ⓔ Select edge color.
Refer to the **Product Color Options** page in this price list.
Edge color offerings are based on edge style selections.

Ⓕ Select surface finish.
Refer to the **Product Color Options** page in this price list.

Ⓖ Select leg finish.
Refer to the **Product Color Options** page in this price list.

Ⓗ Select grommet/module color.
Refer to the **Product Color Options** page in this price list.

Ⓘ Select modesty panel color (only if polyester felt panel is chosen).
Refer to the **Product Color Options** page in this price list.

Ⓙ Select base.
- **4EC** - 4 casters
- **4GB** - 4 black glides

Casters=2 locking/2 non-locking, black wheel, silver hub

Ⓚ Select cord length (feet).
- **15** - 15' cord length
- **9** - 9' cord length

INFORMATION

Contact KI Customer Service for specific models that are UL listed.

SPECIAL SERVICES

Special Carton Marking

With specially marked information N/C

Shipping

Ships **knocked down, FOB Bonduel, WI 54107, freight prepaid.** Freight class 125.

Specifications and prices are subject to change without prior notice.

Pirouette® Tables - Fixed Height Base

Fixed Top-Chevron-29" High (Standard Height)

Pirouette® Tables - Fixed Height Base

Fixed Top-Chevron-29" High (Standard Height)

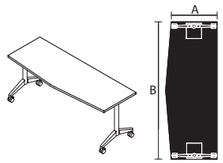

PIFT

Chevron Tables - 18"D

- Tables are designed for maximum leg spacing for the length of the table
- Chrome bases will have polished aluminum foot covers and polished aluminum vertical wire managers (when applicable)
- Gangers ordered separately
- 72" includes worksurface stiffener channel
- Fixed base at 29" high

PIFT

Chevron Tables - 24"D

- Tables are designed for maximum leg spacing for the length of the table
- Chrome bases will have polished aluminum foot covers and polished aluminum vertical wire managers (when applicable)
- Gangers ordered separately
- 72" includes worksurface stiffener channel
- Fixed base at 29" high

	Features	A x B	MODEL NUMBER Basic Model	Edge Style	Power Option	Modesty Panel	Edge Color	Surface Finish	Leg Finish	Grommet/ Module Color	Polyester Modesty Panel Color	Base	Cord (feet)	Approx. Packaged Weight	74P Edge (74P)
	T Base	18 x 60"	PIFCV1860	□□□	□□□	□□□	□□□	□□□	□□	□□□□	□□□□	□□□	□□	63.0#	$ 842
	T Base	18 x 72"	PIFCV1872	□□□	□□□	□□□	□□□	□□□	□□	□□□□	□□□□	□□□	□□	75.0#	860
	T Base	24 x 60"	PIFCV2460	□□□	□□□	□□□	□□□	□□□	□□	□□□□	□□□□	□□□	□□	77.0#	$ 973
	T Base	24 x 72"	PIFCV2472	□□□	□□□	□□□	□□□	□□□	□□	□□□□	□□□□	□□□	□□	92.0#	1042

Note: • The □ indicates that a choice is required.
• The absence of the □ indicates that no choice is required.
• Alpha-numeric characters in place of □ indicate that no other alternatives are available.

HOW TO ORDER

Indicate the following information on order form:
1. Quantity of each item.
2. Model number, including options. See "How To Build a Model Number".
3. Any special service required.

HOW TO BUILD A MODEL NUMBER

A Select basic model.

B Select edge style.

74P	- 74P edge

C Select power option.

NNN	- No grommets, PowerUp, wire management/No cutouts
WMO	- Wire management only-no cutouts; add $64
1VG	- One grommet for Villa; add $271
1PG	- One plastic grommet; add $209
1PU	- One PowerUp module; add $334
1VM	- One Villa module w/dual USB-A; add $592
MA1	- Module, Nacre in-surface w/USB-A/C (1); add $420
MB1	- Module, Dubbel under-surface w/ dual USB-A/C (1); add $264
MD1	- Module, Dean in-surface w/USB-A/C (1) ; add $354
MO1	- Module, Node in-surface w/USB-A/C (1) ; add $264
GA1	- Grommet, Nacre (1); add $209
GD1	- Grommet, Dean (1); add $209
GO1	- Grommet, Node (1); add $144

CORD LENGTH: 9' or 15' is optional on all module options.

WIRE MANAGEMENT: All options except NNN include vertical and horizontal wire management.

D Select modesty panel.

FMP	- Fabric modesty panel; add $364
NMP	- No modesty panel
PMP	- Polyester felt modesty panel; add $182

E Select edge color.
Refer to the **Product Color Options** page in this price list.
Edge color offerings are based on edge style selections.

F Select surface finish.
Refer to the **Product Color Options** page in this price list.

G Select leg finish.
Refer to the **Product Color Options** page in this price list.

H Select grommet/module color.
Refer to the **Product Color Options** page in this price list.

I Select modesty panel color (only if polyester felt panel is chosen).
Refer to the **Product Color Options** page in this price list.

J Select base.

4EC	- 4 casters
4GB	- 4 black glides

Casters=2 locking/2 non-locking, black wheel, silver hub

K Select cord length (feet).

15	- 15' cord length
9	- 9' cord length

INFORMATION

Contact KI Customer Service for specific models that are UL listed.

SPECIAL SERVICES

Special Carton Marking

With specially marked information	N/C

Shipping

Ships **knocked down, FOB Bonduel, WI 54107, freight prepaid.** Freight class 125.

Specifications and prices are subject to change without prior notice.

Pirouette® Tables - Fixed Height Base

Fixed Top-Chevron-29" High (Standard Height)

Pirouette® Tables - Fixed Height Base

Fixed Top-Chevron-29" High (Standard Height)

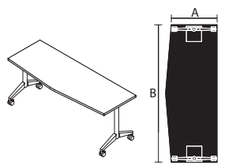

PIFT

Chevron Tables - 30"D

- Tables are designed for maximum leg spacing for the length of the table
- Chrome bases will have polished aluminum foot covers and polished aluminum vertical wire managers (when applicable)
- Gangers ordered separately
- 72" includes worksurface stiffener channel
- Fixed base at 29" high

	Features	A x B	MODEL NUMBER Basic Model	Edge Style	Power Option	Modesty Panel	Edge Color	Surface Finish	Leg Finish	Grommet/ Module Color	Polyester Modesty Panel Color	Base	Cord (feet)	Approx. Packaged Weight	74P Edge (74P)
	T Base	30 x 60"	PIFCV3060	□□□	□□□	□□□	□□□	□□□	□□	□□□□	□□□□	□□□	□□	89.0#	$ 1158
	T Base	30 x 72"	PIFCV3072	□□□	□□□	□□□	□□□	□□□	□□	□□□□	□□□□	□□□	□□	106.0#	1268
				Ⓑ	Ⓒ	Ⓓ	Ⓔ	Ⓕ	Ⓖ	Ⓗ	Ⓘ	Ⓙ	Ⓚ		

HOW TO ORDER

Indicate the following information on order form:
1. Quantity of each item.
2. Model number, including options. See "How To Build a Model Number".
3. Any special service required.

Note: • The □ indicates that a choice is required.
- The absence of the □ indicates that no choice is required.
- Alpha-numeric characters in place of □ indicate that no other alternatives are available.

HOW TO BUILD A MODEL NUMBER

Ⓐ Select basic model.

Ⓑ Select edge style.

74P	- 74P edge

Ⓒ Select power option.

NNN	- No grommets, PowerUp, wire management/No cutouts
WMO	- Wire management only-no cutouts; add $64
1VG	- One grommet for Villa; add $271
1PG	- One plastic grommet; add $209
1PU	- One PowerUp module; add $334
1VM	- One Villa module w/dual USB-A; add $592
MA1	- Module, Nacre in-surface w/USB-A/C (1); add $420
MB1	- Module, Dubbel under-surface w/ dual USB-A/C (1); add $264
MD1	- Module, Dean in-surface w/USB-A/C (1) ; add $354
MO1	- Module, Node in-surface w/USB-A/C (1) ; add $264
GA1	- Grommet, Nacre (1); add $209
GD1	- Grommet, Dean (1); add $209
GO1	- Grommet, Node (1); add $144

CORD LENGTH: 9' or 15' is optional on all module options.

WIRE MANAGEMENT: All options except NNN include vertical and horizontal wire management.

Ⓓ Select modesty panel.

FMP	- Fabric modesty panel; add $364
NMP	- No modesty panel
PMP	- Polyester felt modesty panel; add $182

Ⓔ Select edge color.
Refer to the **Product Color Options** page in this price list.
Edge color offerings are based on edge style selections.

Ⓕ Select surface finish.
Refer to the **Product Color Options** page in this price list.

Ⓖ Select leg finish.
Refer to the **Product Color Options** page in this price list.

Ⓗ Select grommet/module color.
Refer to the **Product Color Options** page in this price list.

Ⓘ Select modesty panel color (only if polyester felt panel is chosen).
Refer to the **Product Color Options** page in this price list.

Ⓙ Select base.

4EC	- 4 casters
4GB	- 4 black glides

Casters=2 locking/2 non-locking, black wheel, silver hub

Ⓚ Select cord length (feet).

15	- 15' cord length
9	- 9' cord length

INFORMATION

Contact KI Customer Service for specific models that are UL listed.

SPECIAL SERVICES

Special Carton Marking

With specially marked information	N/C

Shipping

Ships **knocked down, FOB Bonduel, WI 54107, freight prepaid.** Freight class 125.

Specifications and prices are subject to change without prior notice.

Pirouette® Tables - Fixed Height Base

Fixed Top-Chevron-36" High (Counter Height)

Pirouette® Tables - Fixed Height Base

Fixed Top-Chevron-36" High (Counter Height)

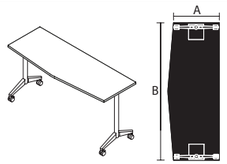

PIF3

Chevron Tables - 18"D

- Tables are designed for maximum leg spacing for the length of the table
- Chrome bases will have polished aluminum foot covers and polished aluminum vertical wire managers (when applicable)
- Gangers ordered separately
- Recommended chair height for 36"H table is 24" stool
- 72" includes worksurface stiffener channel
- Fixed base at 36" high

PIF3

Chevron Tables - 24"D

- Tables are designed for maximum leg spacing for the length of the table
- Chrome bases will have polished aluminum foot covers and polished aluminum vertical wire managers (when applicable)
- Gangers ordered separately
- Recommended chair height for 36"H table is 24" stool
- 72" includes worksurface stiffener channel
- Fixed base at 36" high

	Features	A x B	MODEL NUMBER Basic Model	Edge Style	Power Option	Modesty Panel	Edge Color	Surface Finish	Leg Finish	Grommet/ Module Color	Polyester Modesty Panel Color	Base	Cord (feet)	Approx. Packaged Weight	74P Edge (74P)
	T Base	18 x 60"	PIFCV1860H36	□□□	□□□	□□□	□□□	□□□	□□	□□□□	□□□□	□□□	□□	65.0#	$ 1158
	T Base	18 x 72"	PIFCV1872H36	□□□	□□□	□□□	□□□	□□□	□□	□□□□	□□□□	□□□	□□	77.0#	1255
	T Base	24 x 60"	PIFCV2460H36	□□□	□□□	□□□	□□□	□□□	□□	□□□□	□□□□	□□□	□□	79.0#	$ 1169
	T Base	24 x 72"	PIFCV2472H36	□□□	□□□	□□□	□□□	□□□	□□	□□□□	□□□□	□□□	□□	94.0#	1238

Ⓐ Ⓑ Ⓒ Ⓓ Ⓔ Ⓕ Ⓖ Ⓗ Ⓘ Ⓙ Ⓚ

HOW TO ORDER

Indicate the following information on order form:
1. Quantity of each item.
2. Model number, including options. See "How To Build a Model Number".
3. Any special service required.

Note: • The □ indicates that a choice is required.
- The absence of the □ indicates that no choice is required.
- Alpha-numeric characters in place of □ indicate that no other alternatives are available.

HOW TO BUILD A MODEL NUMBER

Ⓐ Select basic model.

Ⓑ Select edge style.

74P	- 74P edge

Ⓒ Select power option.

NNN	- No grommets, PowerUp, wire management/No cutouts
WM0	- Wire management only-no cutouts; add $64
1VG	- One grommet for Villa; add $271
1PG	- One plastic grommet; add $209
1PU	- One PowerUp module; add $334
1VM	- One Villa module w/dual USB-A; add $592
MD1	- Module, Dean in-surface w/USB-A/C (1) ; add $354
MB1	- Module, Dubbel under-surface w/ dual USB-A/C (1); add $264
MA1	- Module, Nacre in-surface w/USB-A/C (1); add $420
MO1	- Module, Node in-surface w/USB-A/C (1) ; add $264
GA1	- Grommet, Nacre (1); add $209
GD1	- Grommet, Dean (1); add $209
GO1	- Grommet, Node (1); add $144

CORD LENGTH: 9' or 15' is optional on all module options.

WIRE MANAGEMENT: All options except NNN include vertical and horizontal wire management.

Ⓓ Select modesty panel.

NMP	- No modesty panel
PMP	- Polyester felt modesty panel; add $265

Ⓔ Select edge color.
Refer to the **Product Color Options** page in this price list.
Edge color offerings are based on edge style selections.

Ⓕ Select surface finish.
Refer to the **Product Color Options** page in this price list.

Ⓖ Select leg finish.
Refer to the **Product Color Options** page in this price list.

Ⓗ Select grommet/module color.
Refer to the **Product Color Options** page in this price list.

Ⓘ Select modesty panel color (only if polyester felt panel is chosen).
Refer to the **Product Color Options** page in this price list.

Ⓙ Select base.

4EC	- 4 casters
4GB	- 4 black glides

Casters=2 locking/2 non-locking, black wheel, silver hub

Ⓚ Select cord length (feet).

15	- 15' cord length
9	- 9' cord length

INFORMATION

Contact KI Customer Service for specific models that are UL listed.

SPECIAL SERVICES

Special Carton Marking

With specially marked information N/C

Shipping

Ships **knocked down, FOB Bonduel, WI 54107, freight prepaid.** Freight class 125.

Specifications and prices are subject to change without prior notice.

Pirouette® Tables - Fixed Height Base

Fixed Top-Chevron-36" High (Counter Height)

Pirouette® Tables - Fixed Height Base

Fixed Top-Chevron-36" High (Counter Height)

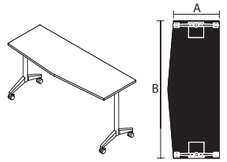

PIF3

Chevron Tables - 30"D

- Tables are designed for maximum leg spacing for the length of the table
- Chrome bases will have polished aluminum foot covers and polished aluminum vertical wire managers (when applicable)
- Gangers ordered separately
- Recommended chair height for 36"H table is 24" stool
- 72" includes worksurface stiffener channel
- Fixed base at 36" high

	Features	A x B	MODEL NUMBER Basic Model	Edge Style	Power Option	Modesty Panel	Edge Color	Surface Finish	Leg Finish	Grommet/ Module Color	Polyester Modesty Panel Color	Base	Cord (feet)	Approx. Packaged Weight	74P Edge (74P)
	T Base	30 x 60"	PIFCV3060H36	□□□	□□□	□□□	□□□	□□□	□□	□□□□	□□□□	□□□	□□	91.0#	$ 1331
	T Base	30 x 72"	PIFCV3072H36	□□□	□□□	□□□	□□□	□□□	□□	□□□□	□□□□	□□□	□□	108.0#	1442
				Ⓐ	Ⓑ	Ⓒ	Ⓓ	Ⓔ	Ⓕ	Ⓖ	Ⓗ	Ⓘ	Ⓙ	Ⓚ	

HOW TO ORDER

Indicate the following information on order form:
1. Quantity of each item.
2. Model number, including options. See "How To Build a Model Number".
3. Any special service required.

Note: • The □ indicates that a choice is required.
- The absence of the □ indicates that no choice is required.
- Alpha-numeric characters in place of □ indicate that no other alternatives are available.

HOW TO BUILD A MODEL NUMBER

Ⓐ Select basic model.

Ⓑ Select edge style.

74P	- 74P edge

Ⓒ Select power option.

NNN	- No grommets, PowerUp, wire management/No cutouts
WMO	- Wire management only-no cutouts; add $64
1VG	- One grommet for Villa; add $271
1PG	- One plastic grommet; add $209
1PU	- One PowerUp module; add $334
1VM	- One Villa module w/dual USB-A; add $592
MD1	- Module, Dean in-surface w/USB-A/C (1) ; add $354
MB1	- Module, Dubbel under-surface w/ dual USB-A/C (1); add $264
MA1	- Module, Nacre in-surface w/USB-A/C (1); add $420
MO1	- Module, Node in-surface w/USB-A/C (1) ; add $264
GA1	- Grommet, Nacre (1); add $209
GD1	- Grommet, Dean (1); add $209
GO1	- Grommet, Node (1); add $144

CORD LENGTH: 9' or 15' is optional on all module options.

WIRE MANAGEMENT: All options except NNN include vertical and horizontal wire management.

Ⓓ Select modesty panel.

NMP	- No modesty panel
PMP	- Polyester felt modesty panel; add $265

Ⓔ Select edge color.
Refer to the **Product Color Options** page in this price list.
Edge color offerings are based on edge style selections.

Ⓕ Select surface finish.
Refer to the **Product Color Options** page in this price list.

Ⓖ Select leg finish.
Refer to the **Product Color Options** page in this price list.

Ⓗ Select grommet/module color.
Refer to the **Product Color Options** page in this price list.

Ⓘ Select modesty panel color (only if polyester felt panel is chosen).
Refer to the **Product Color Options** page in this price list.

Ⓙ Select base.

4EC	- 4 casters
4GB	- 4 black glides

Casters=2 locking/2 non-locking, black wheel, silver hub

Ⓚ Select cord length (feet).

15	- 15' cord length
9	- 9' cord length

INFORMATION

Contact KI Customer Service for specific models that are UL listed.

SPECIAL SERVICES

Special Carton Marking

With specially marked information N/C

Shipping

Ships **knocked down, FOB Bonduel, WI 54107, freight prepaid.** Freight class 125.

Specifications and prices are subject to change without prior notice.

Pirouette® Tables - Fixed Height Base

Fixed Top-Chevron-42" High (Cafe Height)

Pirouette® Tables - Fixed Height Base

Fixed Top-Chevron-42" High (Cafe Height)

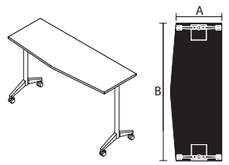

PIF4

Chevron Tables - 18"D

- Tables are designed for maximum leg spacing for the length of the table
- Chrome bases will have polished aluminum foot covers and polished aluminum vertical wire managers (when applicable)
- Gangers ordered separately
- Recommended chair height for 42"H table is 30" stool
- 72" includes worksurface stiffener channel
- Fixed base at 42" high

PIF4

Chevron Tables - 24"D

- Tables are designed for maximum leg spacing for the length of the table
- Chrome bases will have polished aluminum foot covers and polished aluminum vertical wire managers (when applicable)
- Gangers ordered separately
- Recommended chair height for 42"H table is 30" stool
- 72" includes worksurface stiffener channel
- Fixed base at 42" high

	Features	A x B	MODEL NUMBER Basic Model	Edge Style	Power Option	Modesty Panel	Edge Color	Surface Finish	Leg Finish	Grommet/ Module Color	Polyester Modesty Panel Color	Base	Cord (feet)	Approx. Packaged Weight	74P Edge (74P)
	T Base	18 x 60"	PIFCV1860H42	□□□	□□□	□□□	□□□	□□□	□□	□□□□	□□□□	□□□	□□	67.0#	$ 1165
	T Base	18 x 72"	PIFCV1872H42	□□□	□□□	□□□	□□□	□□□	□□	□□□□	□□□□	□□□	□□	79.0#	1262
	T Base	24 x 60"	PIFCV2460H42	□□□	□□□	□□□	□□□	□□□	□□	□□□□	□□□□	□□□	□□	81.0#	$ 1180
	T Base	24 x 72"	PIFCV2472H42	□□□	□□□	□□□	□□□	□□□	□□	□□□□	□□□□	□□□	□□	96.0#	1248

A B C D E F G H I J K

HOW TO ORDER

Indicate the following information on order form:
1. Quantity of each item.
2. Model number, including options. See "How To Build a Model Number".
3. Any special service required.

Note: • The □ indicates that a choice is required.
- The absence of the □ indicates that no choice is required.
- Alpha-numeric characters in place of □ indicate that no other alternatives are available.

HOW TO BUILD A MODEL NUMBER

A Select basic model.

B Select edge style.

74P	- 74P edge

C Select power option.

NNN	- No grommets, PowerUp, wire management/No cutouts
WM0	- Wire management only-no cutouts; add $64
1VG	- One grommet for Villa; add $271
1PG	- One plastic grommet; add $209
1PU	- One PowerUp module; add $334
1VM	- One Villa module w/dual USB-A; add $592
MD1	- Module, Dean in-surface w/USB-A/C (1) ; add $354
MB1	- Module, Dubbel under-surface w/ dual USB-A/C (1); add $264
MA1	- Module, Nacre in-surface w/USB-A/C (1); add $420
MO1	- Module, Node in-surface w/USB-A/C (1) ; add $264
GA1	- Grommet, Nacre (1); add $209
GD1	- Grommet, Dean (1); add $209
GO1	- Grommet, Node (1); add $144

CORD LENGTH: 9' or 15' is optional on all module options.

WIRE MANAGEMENT: All options except NNN include vertical and horizontal wire management.

D Select modesty panel.

NMP	- No modesty panel
PMP	- Polyester felt modesty panel; add $265

E Select edge color.
Refer to the **Product Color Options** page in this price list.
Edge color offerings are based on edge style selections.

F Select surface finish.
Refer to the **Product Color Options** page in this price list.

G Select leg finish.
Refer to the **Product Color Options** page in this price list.

H Select grommet/module color.
Refer to the **Product Color Options** page in this price list.

I Select modesty panel color (only if polyester felt panel is chosen).
Refer to the **Product Color Options** page in this price list.

J Select base.

4EC	- 4 casters
4GB	- 4 black glides

Casters=2 locking/2 non-locking, black wheel, silver hub

K Select cord length (feet).

15	- 15' cord length
9	- 9' cord length

INFORMATION

Contact KI Customer Service for specific models that are UL listed.

SPECIAL SERVICES

Special Carton Marking

With specially marked information N/C

Shipping

Ships **knocked down, FOB Bonduel, WI 54107, freight prepaid.** Freight class 125.

Specifications and prices are subject to change without prior notice.

Pirouette® Tables - Fixed Height Base

Fixed Top-Chevron-42" High (Cafe Height)

Pirouette® Tables - Fixed Height Base

Fixed Top-Chevron-42" High (Cafe Height)

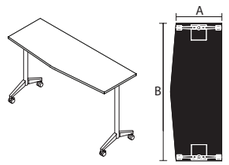

PIF4

Chevron Tables - 30"D

- Tables are designed for maximum leg spacing for the length of the table
- Chrome bases will have polished aluminum foot covers and polished aluminum vertical wire managers (when applicable)
- Gangers ordered separately
- Recommended chair height for 42"H table is 30" stool
- 72" includes worksurface stiffener channel
- Fixed base at 42" high

	Features	A x B	MODEL NUMBER Basic Model	Edge Style	Power Option	Modesty Panel	Edge Color	Surface Finish	Leg Finish	Grommet/ Module Color	Polyester Modesty Panel Color	Base	Cord (feet)	Approx. Packaged Weight	74P Edge (74P)
	T Base	30 x 60"	PIFCV3060H42	□□□	□□□	□□□	□□□	□□□	□□	□□□□	□□□□	□□□	□□	93.0#	$ 1341
	T Base	30 x 72"	PIFCV3072H42	□□□	□□□	□□□	□□□	□□□	□□	□□□□	□□□□	□□□	□□	110.0#	1452
				Ⓑ	Ⓒ	Ⓓ	Ⓔ	Ⓕ	Ⓖ	Ⓗ	Ⓘ	Ⓙ	Ⓚ		

HOW TO ORDER

Indicate the following information on order form:
1. Quantity of each item.
2. Model number, including options. See "How To Build a Model Number".
3. Any special service required.

Note: • The □ indicates that a choice is required.
- The absence of the □ indicates that no choice is required.
- Alpha-numeric characters in place of □ indicate that no other alternatives are available.

HOW TO BUILD A MODEL NUMBER

Ⓐ Select basic model.

Ⓑ Select edge style.
- **74P** - 74P edge

Ⓒ Select power option.
- **NNN** - No grommets, PowerUp, wire management/No cutouts
- **WMO** - Wire management only-no cutouts; add $64
- **1VG** - One grommet for Villa; add $271
- **1PG** - One plastic grommet; add $209
- **1PU** - One PowerUp module; add $334
- **1VM** - One Villa module w/dual USB-A; add $592
- **MD1** - Module, Dean in-surface w/USB-A/C (1) ; add $354
- **MB1** - Module, Dubbel under-surface w/ dual USB-A/C (1); add $264
- **MA1** - Module, Nacre in-surface w/USB-A/C (1); add $420
- **MO1** - Module, Node in-surface w/USB-A/C (1) ; add $264
- **GA1** - Grommet, Nacre (1); add $209
- **GD1** - Grommet, Dean (1); add $209
- **GO1** - Grommet, Node (1); add $144

CORD LENGTH: 9' or 15' is optional on all module options.

WIRE MANAGEMENT: All options except NNN include vertical and horizontal wire management.

Ⓓ Select modesty panel.
- **NMP** - No modesty panel
- **PMP** - Polyester felt modesty panel; add $265

Ⓔ Select edge color.
Refer to the **Product Color Options** page in this price list.
Edge color offerings are based on edge style selections.

Ⓕ Select surface finish.
Refer to the **Product Color Options** page in this price list.

Ⓖ Select leg finish.
Refer to the **Product Color Options** page in this price list.

Ⓗ Select grommet/module color.
Refer to the **Product Color Options** page in this price list.

Ⓘ Select modesty panel color (only if polyester felt panel is chosen).
Refer to the **Product Color Options** page in this price list.

Ⓙ Select base.
- **4EC** - 4 casters
- **4GB** - 4 black glides

Casters=2 locking/2 non-locking, black wheel, silver hub

Ⓚ Select cord length (feet).
- **15** - 15' cord length
- **9** - 9' cord length

INFORMATION

Contact KI Customer Service for specific models that are UL listed.

SPECIAL SERVICES

Special Carton Marking

With specially marked information N/C

Shipping

Ships **knocked down, FOB Bonduel, WI 54107, freight prepaid.** Freight class 125.

Specifications and prices are subject to change without prior notice.

Pirouette® Tables - Fixed Height Base

Fixed Top-Double Chevron-29" High (Standard Height)

Pirouette® Tables - Fixed Height Base

Fixed Top-Double Chevron-29" High (Standard Height)

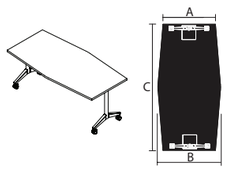

PIFT

Double Chevron Tables - 30"D

- Tables are designed for maximum leg spacing for the length of the table
- Chrome bases will have polished aluminum foot covers and polished aluminum vertical wire managers (when applicable)
- Gangers ordered separately
- 72" includes worksurface stiffener channel
- Fixed base at 29" high

PIFT

Double Chevron Tables - 36"D

- Tables are designed for maximum leg spacing for the length of the table
- Chrome bases will have polished aluminum foot covers and polished aluminum vertical wire managers (when applicable)
- Gangers ordered separately
- 72" includes worksurface stiffener channel
- Fixed base at 29" high

	Features	A x B x C	MODEL NUMBER Basic Model	Edge Style	Power Option	Modesty Panel	Edge Color	Surface Finish	Leg Finish	Grommet/ Module Color	Base	Cord (feet)	Approx. Packaged Weight	74P Edge (74P)
	T Base	30 x 36 x 60"	PIFDC3060T	□□□	□□□	NMP	□□□	□□□	□□	□□□□	□□□	□□	92.0#	$ 1407
	T Base	30 x 36 x 72"	PIFDC3072T	□□□	□□□	NMP	□□□	□□□	□□	□□□□	□□□	□□	110.0#	1590
	T Base	36 x 42 x 60"	PIFDC3660T	□□□	□□□	NMP	□□□	□□□	□□	□□□□	□□□	□□	105.0#	$ 1461
	T Base	36 x 42 x 72"	PIFDC3672T	□□□	□□□	NMP	□□□	□□□	□□	□□□□	□□□	□□	125.0#	1603

A B C D E F G H I J

HOW TO ORDER

Indicate the following information on order form:
1. Quantity of each item.
2. Model number, including options. See "How To Build a Model Number".
3. Any special service required.

Note: • The □ indicates that a choice is required.
- The absence of the □ indicates that no choice is required.
- Alpha-numeric characters in place of □ indicate that no other alternatives are available.

HOW TO BUILD A MODEL NUMBER

A Select basic model.

B Select edge style.

74P	- 74P edge

C Select power option.

NNN	- No grommets, PowerUp, wire management/No cutouts
WMO	- Wire management only-no cutouts; add $64
1VG	- One grommet for Villa; add $271
1PG	- One plastic grommet; add $209
1PU	- One PowerUp module; add $334
1VM	- One Villa module w/dual USB-A; add $592
MA1	- Module, Nacre in-surface w/USB-A/C (1); add $420
MB1	- Module, Dubbel under-surface w/ dual USB-A/C (1); add $264
MD1	- Module, Dean in-surface w/USB-A/C (1) ; add $354
MO1	- Module, Node in-surface w/USB-A/C (1) ; add $264
GA1	- Grommet, Nacre (1); add $209
GD1	- Grommet, Dean (1); add $209
GO1	- Grommet, Node (1); add $144

CORD LENGTH: 9' or 15' is optional on all module options.

WIRE MANAGEMENT: All options except NNN include vertical and horizontal wire management.

D Select modesty panel.

NMP	- No modesty panel

E Select edge color.
Refer to the **Product Color Options** page in this price list.
Edge color offerings are based on edge style selections.

F Select surface finish.
Refer to the **Product Color Options** page in this price list.

G Select leg finish.
Refer to the **Product Color Options** page in this price list.

H Select grommet/module color.
Refer to the **Product Color Options** page in this price list.

I Select base.

4EC	- 4 casters
4GB	- 4 black glides

Casters=2 locking/2 non-locking, black wheel, silver hub

J Select cord length (feet).

15	- 15' cord length
9	- 9' cord length

INFORMATION

Contact KI Customer Service for specific models that are UL listed.

SPECIAL SERVICES

Special Carton Marking

With specially marked information N/C

Shipping

Ships **knocked down, FOB Bonduel, WI 54107, freight prepaid.** Freight class 125.

Specifications and prices are subject to change without prior notice.

Pirouette® Tables - Fixed Height Base

Fixed Top-Double Chevron-29" High (Standard Height)

Pirouette® Tables - Fixed Height Base

Fixed Top-Double Chevron-29" High (Standard Height)

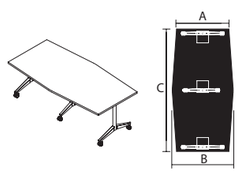

PIFT

Double Chevron Tables - 36"D

- Tables are designed for maximum leg spacing for the length of the table
- Chrome bases will have polished aluminum foot covers and polished aluminum vertical wire managers (when applicable)
- Gangers ordered separately
- 72" includes worksurface stiffener channel
- Fixed base at 29" high

	Features	A x B x C	MODEL NUMBER Basic Model	Edge Style	Power Option	Modesty Panel	Edge Color	Surface Finish	Leg Finish	Grommet/ Module Color	Base	Cord (feet)	Approx. Packaged Weight	74P Edge (74P)
	Three Bases	36 x 42 x 84"	PIFDC3684T	□□□	□□□	NMP	□□□	□□□	□□	□□□□	□□□	□□	154.0#	$ 1930
	Three Bases	36 x 42 x 96"	PIFDC3696T	□□□	□□□	NMP	□□□	□□□	□□	□□□□	□□□	□□	169.0#	1964
				Ⓑ	Ⓒ	Ⓓ	Ⓔ	Ⓕ	Ⓖ	Ⓗ	Ⓘ	Ⓙ		

HOW TO ORDER

Indicate the following information on order form:
1. Quantity of each item.
2. Model number, including options. See "How To Build a Model Number".
3. Any special service required.

Note: • The □ indicates that a choice is required.
- The absence of the □ indicates that no choice is required.
- Alpha-numeric characters in place of □ indicate that no other alternatives are available.

HOW TO BUILD A MODEL NUMBER

Ⓐ Select basic model.

Ⓑ Select edge style.
- **74P** - 74P edge

Ⓒ Select power option.
- **NNN** - No grommets/No PowerUp/No wire management
- **WMO** - Wire management only-no cutouts; add $64
- **2PG** - Two plastic grommets; add $420
- **2PU** - Two PowerUp modules; add $669
- **2VG** - Two grommets for Villa; add $543
- **2VM** - Two Villa modules w/dual USB-A; add $1185
- **MA2** - Modules, Nacre in-surface w/USB-A/C (2); add $839
- **MB2** - Modules, Dubbel under-surface w/ dual USB-A/C (2); add $528
- **MD2** - Modules, Dean in-surface w/USB-A/C (2) ; add $707
- **MO2** - Modules, Node in-surface w/USB-A/C (2); add $528
- **GA2** - Grommets, Nacre (2); add $408
- **GD2** - Grommets, Dean (2); add $408
- **GO2** - Grommets, Node (2); add $276

CORD LENGTH: 9' or 15' is optional on all module options.

WIRE MANAGEMENT: All options except NNN include vertical and horizontal wire management.

Ⓓ Select modesty panel.
- **NMP** - No modesty panel

Ⓔ Select edge color.
Refer to the **Product Color Options** page in this price list.
Edge color offerings are based on edge style selections.

Ⓕ Select surface finish.
Refer to the **Product Color Options** page in this price list.

Ⓖ Select leg finish.
Refer to the **Product Color Options** page in this price list.

Ⓗ Select grommet/module color.
Refer to the **Product Color Options** page in this price list.

Ⓘ Select base.
- **4EC** - 4 casters
- **4GB** - 4 black glides

Casters=2 locking/2 non-locking, black wheel, silver hub

Ⓙ Select cord length (feet).
- **15** - 15' cord length
- **9** - 9' cord length

INFORMATION

Contact KI Customer Service for specific models that are UL listed.

SPECIAL SERVICES

Special Carton Marking

With specially marked information N/C

Shipping

Ships **knocked down, FOB Bonduel, WI 54107, freight prepaid.** Freight class 125.

Specifications and prices are subject to change without prior notice.

Pirouette® Tables - Fixed Height Base

Fixed Top-Double Chevron-29" High (Conference)

Pirouette® Tables - Fixed Height Base

Fixed Top-Double Chevron-29" High (Conference)

			MODEL NUMBER												
	Features	A x B x C	Basic Model	Edge Style	Power Option	Modesty Panel	Edge Color	Surface Finish	Leg Finish	Grommet/ Module Color	Base	Cord (feet)	Approx. Packaged Weight	74P Edge (74P)
	TT Base	42 x 48 x 60"	PIFDC4260	□□□	□□□	NMP	□□□	□□□	□□	□□□□	□□□	□□	118.0#	$ 1957
	TT Base	42 x 48 x 72"	PIFDC4272	□□□	□□□	NMP	□□□	□□□	□□	□□□□	□□□	□□	140.0#	2068
	TT Base	42 x 48 x 84"	PIFDC4284	□□□	□□□	NMP	□□□	□□□	□□	□□□□	□□□	□□	157.0#	2231
			Ⓐ	Ⓑ	Ⓒ	Ⓓ	Ⓔ	Ⓕ	Ⓖ	Ⓗ	Ⓘ	Ⓙ		

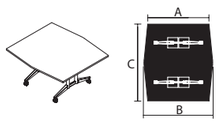

PIFT

Double Chevron Conference Tables - 42"D

- Chrome bases will have polished aluminum foot covers and polished aluminum vertical wire managers (when applicable)
- Legs are inset 13.4" from edge to allow seating on all sides of table
- 1 module/grommet for table lengths of 60" and 72"
- 2 modules/grommets for table lengths of 84"
- Fixed base at 29" high

HOW TO ORDER

Indicate the following information on order form:
1. Quantity of each item.
2. Model number, including options. See "How To Build a Model Number".
3. Any special service required.

Note: • The □ indicates that a choice is required.
- The absence of the □ indicates that no choice is required.
- Alpha-numeric characters in place of □ indicate that no other alternatives are available.

HOW TO BUILD A MODEL NUMBER

Ⓐ Select basic model.

Ⓑ Select edge style.
- **74P** - 74P edge

Ⓒ Select power option.
- **WM0** - Wire management only-no cutouts; add $64
- **NNN** - No grommets/No PowerUp/No wire management
- **WM0** - Wire management only-no cutouts; add $64
- **1VG** - One grommet for Villa; add $271
- **1PG** - One plastic grommet; add $209
- **1PU** - One PowerUp module; add $334
- **1VM** - One Villa module w/dual USB-A; add $592
- **MA1** - Module, Nacre in-surface w/USB-A/C (1); add $420
- **MB1** - Module, Dubbel under-surface w/ dual USB-A/C (1); add $264
- **MD1** - Module, Dean in-surface w/USB-A/C (1) ; add $354
- **MO1** - Module, Node in-surface w/USB-A/C (1) ; add $264
- **GA1** - Grommet, Nacre (1); add $209
- **GD1** - Grommet, Dean (1); add $209
- **GO1** - Grommet, Node (1); add $144
- **2PG** - Two plastic grommets; add $420
- **2PU** - Two PowerUp modules; add $669
- **2VG** - Two grommets for Villa; add $543
- **2VM** - Two Villa modules w/dual USB-A; add $1185
- **MA2** - Modules, Nacre in-surface w/USB-A/C (2); add $839
- **MB2** - Modules, Dubbel under-surface w/ dual USB-A/C (2); add $528
- **MD2** - Modules, Dean in-surface w/USB-A/C (2) ; add $707
- **MO2** - Modules, Node in-surface w/USB-A/C (2); add $528
- **GA2** - Grommets, Nacre (2); add $408
- **GD2** - Grommets, Dean (2); add $408
- **GO2** - Grommets, Node (2); add $276

CORD LENGTH: 9' or 15' is optional on all module options.

WIRE MANAGEMENT: All options except NNN include vertical and horizontal wire management.

Ⓓ Select modesty panel.
- **NMP** - No modesty panel

Ⓔ Select edge color.
Refer to the **Product Color Options** page in this price list.
Edge color offerings are based on edge style selections.

Ⓕ Select surface finish.
Refer to the **Product Color Options** page in this price list.

Ⓖ Select leg finish.
Refer to the **Product Color Options** page in this price list.

Ⓗ Select grommet/module color.
Refer to the **Product Color Options** page in this price list.

Ⓘ Select base.
- **4EC** - 4 casters
- **4GB** - 4 black glides

Casters=2 locking/2 non-locking, black wheel, silver hub

Ⓙ Select cord length (feet).
- **15** - 15' cord length
- **9** - 9' cord length

INFORMATION

Contact KI Customer Service for specific models that are UL listed.

SPECIAL SERVICES

Special Carton Marking

With specially marked information N/C

Shipping

Ships **knocked down, FOB Bonduel, WI 54107, freight prepaid.** Freight class 125.

Specifications and prices are subject to change without prior notice.

Pirouette® Tables - Fixed Height Base

Fixed Top-Double Chevron-29" High (Conference)

Pirouette® Tables - Fixed Height Base

Fixed Top-Double Chevron-29" High (Conference)

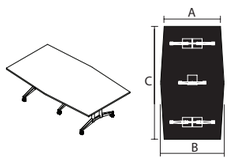

PIFT

Double Chevron Conference Tables - 42"D

- Chrome bases will have polished aluminum foot covers and polished aluminum vertical wire managers (when applicable)
- Legs are inset 13.4" from edge to allow seating on all sides of table
- Center leg is single T Base to improve leg clearance
- Fixed base at 29" high

	Features	A x B x C	MODEL NUMBER Basic Model	Edge Style	Power Option	Modesty Panel	Edge Color	Surface Finish	Leg Finish	Grommet/ Module Color	Base	Cord (feet)	Approx. Packaged Weight	74P Edge (74P)
	Three Bases	42 x 48 x 96"	PIFDC4296	□□□	□□□	NMP	□□□	□□□	□□	□□□□	□□□	□□	189.0#	$ 2468
	Three Bases	42 x 48 x 120"	PIFDC42120	□□□	□□□	NMP	□□□	□□□	□□	□□□□	□□□	□□	224.0#	2648
			Ⓐ	Ⓑ	Ⓒ	Ⓓ	Ⓔ	Ⓕ	Ⓖ	Ⓗ	Ⓘ	Ⓙ		

HOW TO ORDER

Indicate the following information on order form:
1. Quantity of each item.
2. Model number, including options. See "How To Build a Model Number".
3. Any special service required.

Note: • The □ indicates that a choice is required.
- The absence of the □ indicates that no choice is required.
- Alpha-numeric characters in place of □ indicate that no other alternatives are available.

HOW TO BUILD A MODEL NUMBER

Ⓐ Select basic model.

Ⓑ Select edge style.
- **74P** - 74P edge

Ⓒ Select power option.
- **NNN** - No grommets/No PowerUp/No wire management
- **WMO** - Wire management only-no cutouts; add $64
- **2PG** - Two plastic grommets; add $420
- **2PU** - Two PowerUp modules; add $669
- **2VG** - Two grommets for Villa; add $543
- **2VM** - Two Villa modules w/dual USB-A; add $1185
- **MA2** - Modules, Nacre in-surface w/USB-A/C (2); add $839
- **MB2** - Modules, Dubbel under-surface w/ dual USB-A/C (2); add $528
- **MD2** - Modules, Dean in-surface w/USB-A/C (2) ; add $707
- **MO2** - Modules, Node in-surface w/USB-A/C (2); add $528
- **GA2** - Grommets, Nacre (2); add $408
- **GD2** - Grommets, Dean (2); add $408
- **GO2** - Grommets, Node (2); add $276

CORD LENGTH: 9' or 15' is optional on all module options.

WIRE MANAGEMENT: All options except NNN include vertical and horizontal wire management.

Ⓓ Select modesty panel.
- **NMP** - No modesty panel

Ⓔ Select edge color.
Refer to the **Product Color Options** page in this price list.
Edge color offerings are based on edge style selections.

Ⓕ Select surface finish.
Refer to the **Product Color Options** page in this price list.

Ⓖ Select leg finish.
Refer to the **Product Color Options** page in this price list.

Ⓗ Select grommet/module color.
Refer to the **Product Color Options** page in this price list.

Ⓘ Select base.
- **4EC** - 4 casters
- **4GB** - 4 black glides

Casters=2 locking/2 non-locking, black wheel, silver hub

Ⓙ Select cord length (feet).
- **15** - 15' cord length
- **9** - 9' cord length

INFORMATION

Contact KI Customer Service for specific models that are UL listed.

SPECIAL SERVICES

Special Carton Marking

With specially marked information N/C

Shipping

Ships **knocked down, FOB Bonduel, WI 54107, freight prepaid.** Freight class 125.

Specifications and prices are subject to change without prior notice.

Pirouette® Tables - Fixed Height Base

Fixed Top-Double Chevron-29" High (Conference)

Pirouette® Tables - Fixed Height Base

Fixed Top-Double Chevron-29" High (Conference)

	Features	A x B x C	MODEL NUMBER Basic Model	Edge Style	Power Option	Modesty Panel	Edge Color	Surface Finish	Leg Finish	Grommet/ Module Color	Base	Cord (feet)	Approx. Packaged Weight	74P Edge (74P)
	TT Base	48 x 54 x 60"	PIFDC4860	□□□	□□□	NMP	□□□	□□□	□□	□□□□	□□□	□□	131.0#	$ 1992
	TT Base	48 x 54 x 72"	PIFDC4872	□□□	□□□	NMP	□□□	□□□	□□	□□□□	□□□	□□	155.0#	2104
	TT Base	48 x 54 x 84"	PIFDC4884	□□□	□□□	NMP	□□□	□□□	□□	□□□□	□□□	□□	174.0#	2265
				Ⓑ	Ⓒ	Ⓓ	Ⓔ	Ⓕ	Ⓖ	Ⓗ	Ⓘ	Ⓙ		

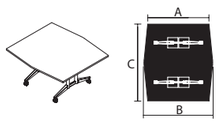

PIFT

Double Chevron Conference Tables - 48"D

- Chrome bases will have polished aluminum foot covers and polished aluminum vertical wire managers (when applicable)
- Legs are inset 13.4" from edge to allow seating on all sides of table
- 1 module/grommet for table lengths of 60" and 72"
- 2 modules/grommets for table lengths of 84"
- Fixed base at 29" high

HOW TO ORDER

Indicate the following information on order form:
1. Quantity of each item.
2. Model number, including options. See "How To Build a Model Number".
3. Any special service required.

Note: • The □ indicates that a choice is required.
- The absence of the □ indicates that no choice is required.
- Alpha-numeric characters in place of □ indicate that no other alternatives are available.

HOW TO BUILD A MODEL NUMBER

Ⓐ Select basic model.

Ⓑ Select edge style.
- **74P** - 74P edge

Ⓒ Select power option.
- **NNN** - No grommets, PowerUp, wire management/No cutouts
- **WMO** - Wire management only-no cutouts; add $64
- **WMO** - Wire management only-no cutouts; add $64
- **1VG** - One grommet for Villa; add $271
- **1PG** - One plastic grommet; add $209
- **1PU** - One PowerUp module; add $334
- **1VM** - One Villa module w/dual USB-A; add $592
- **MA1** - Module, Nacre in-surface w/USB-A/C (1); add $420
- **MB1** - Module, Dubbel under-surface w/ dual USB-A/C (1); add $264
- **MD1** - Module, Dean in-surface w/USB-A/C (1) ; add $354
- **MO1** - Module, Node in-surface w/USB-A/C (1) ; add $264
- **GA1** - Grommet, Nacre (1); add $209
- **GD1** - Grommet, Dean (1); add $209
- **GO1** - Grommet, Node (1); add $144
- **2PG** - Two plastic grommets; add $420
- **2PU** - Two PowerUp modules; add $669
- **2VG** - Two grommets for Villa; add $543
- **2VM** - Two Villa modules w/dual USB-A; add $1185
- **MA2** - Modules, Nacre in-surface w/USB-A/C (2); add $839
- **MB2** - Modules, Dubbel under-surface w/ dual USB-A/C (2); add $528
- **MD2** - Modules, Dean in-surface w/USB-A/C (2) ; add $707
- **MO2** - Modules, Node in-surface w/USB-A/C (2); add $528
- **GA2** - Grommets, Nacre (2); add $408
- **GD2** - Grommets, Dean (2); add $408
- **GO2** - Grommets, Node (2); add $276

CORD LENGTH: 9' or 15' is optional on all module options.

WIRE MANAGEMENT: All options except NNN include vertical and horizontal wire management.

Ⓓ Select modesty panel.
- **NMP** - No modesty panel

Ⓔ Select edge color.
Refer to the **Product Color Options** page in this price list.
Edge color offerings are based on edge style selections.

Ⓕ Select surface finish.
Refer to the **Product Color Options** page in this price list.

Ⓖ Select leg finish.
Refer to the **Product Color Options** page in this price list.

Ⓗ Select grommet/module color.
Refer to the **Product Color Options** page in this price list.

Ⓘ Select base.
- **4EC** - 4 casters
- **4GB** - 4 black glides

Casters=2 locking/2 non-locking, black wheel, silver hub

Ⓙ Select cord length (feet).
- **15** - 15' cord length
- **9** - 9' cord length

INFORMATION

Contact KI Customer Service for specific models that are UL listed.

SPECIAL SERVICES

Special Carton Marking

With specially marked information	N/C

Shipping

Ships **knocked down, FOB Bonduel, WI 54107, freight prepaid.** Freight class 125.

Specifications and prices are subject to change without prior notice.

Pirouette® Tables - Fixed Height Base

Fixed Top-Double Chevron-29" High (Conference)

Pirouette® Tables - Fixed Height Base

Fixed Top-Double Chevron-29" High (Conference)

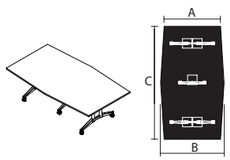

PIFT

Double Chevron Conference Tables - 48"D

- Chrome bases will have polished aluminum foot covers and polished aluminum vertical wire managers (when applicable)
- Legs are inset 13.4" from edge to allow seating on all sides of table
- Center leg is single T Base to improve leg clearance
- Fixed base at 29" high

	Features	A x B x C	MODEL NUMBER Basic Model	Edge Style	Power Option	Modesty Panel	Edge Color	Surface Finish	Leg Finish	Grommet/ Module Color	Base	Cord (feet)	Approx. Packaged Weight	74P Edge (74P)
	Three Bases	48 x 54 x 96"	PIFDC4896	□□□	□□□	NMP	□□□	□□□	□□	□□□□	□□□	□□	209.0#	$ 2573
	Three Bases	48 x 54 x 120"	PIFDC48120	□□□	□□□	NMP	□□□	□□□	□□	□□□□	□□□	□□	249.0#	2684
				Ⓑ	Ⓒ	Ⓓ	Ⓔ	Ⓕ	Ⓖ	Ⓗ	Ⓘ	Ⓙ		

HOW TO ORDER

Indicate the following information on order form:
1. Quantity of each item.
2. Model number, including options. See "How To Build a Model Number".
3. Any special service required.

Note: • The □ indicates that a choice is required.
- The absence of the □ indicates that no choice is required.
- Alpha-numeric characters in place of □ indicate that no other alternatives are available.

HOW TO BUILD A MODEL NUMBER

Ⓐ Select basic model.

Ⓑ Select edge style.
- **74P** - 74P edge

Ⓒ Select power option.
- **NNN** - No grommets/No PowerUp/No wire management
- **WMO** - Wire management only-no cutouts; add $64
- **2PG** - Two plastic grommets; add $420
- **2PU** - Two PowerUp modules; add $669
- **2VG** - Two grommets for Villa; add $543
- **2VM** - Two Villa modules w/dual USB-A; add $1185
- **MA2** - Modules, Nacre in-surface w/USB-A/C (2); add $839
- **MB2** - Modules, Dubbel under-surface w/ dual USB-A/C (2); add $528
- **MD2** - Modules, Dean in-surface w/USB-A/C (2) ; add $707
- **MO2** - Modules, Node in-surface w/USB-A/C (2); add $528
- **GA2** - Grommets, Nacre (2); add $408
- **GD2** - Grommets, Dean (2); add $408
- **GO2** - Grommets, Node (2); add $276

CORD LENGTH: 9' or 15' is optional on all module options.

WIRE MANAGEMENT: All options except NNN include vertical and horizontal wire management.

Ⓓ Select modesty panel.
- **NMP** - No modesty panel

Ⓔ Select edge color.
Refer to the **Product Color Options** page in this price list.
Edge color offerings are based on edge style selections.

Ⓕ Select surface finish.
Refer to the **Product Color Options** page in this price list.

Ⓖ Select leg finish.
Refer to the **Product Color Options** page in this price list.

Ⓗ Select grommet/module color.
Refer to the **Product Color Options** page in this price list.

Ⓘ Select base.
- **4EC** - 4 casters
- **4GB** - 4 black glides

Casters=2 locking/2 non-locking, black wheel, silver hub

Ⓙ Select cord length (feet).
- **15** - 15' cord length
- **9** - 9' cord length

INFORMATION

Contact KI Customer Service for specific models that are UL listed.

SPECIAL SERVICES

Special Carton Marking

With specially marked information N/C

Shipping

Ships **knocked down, FOB Bonduel, WI 54107, freight prepaid.** Freight class 125.

Specifications and prices are subject to change without prior notice.

Pirouette® Tables - Fixed Height Base

Fixed Top-Guitar Pick-29" High (Standard Height)

Pirouette® Tables - Fixed Height Base

Fixed Top-Guitar Pick-29" High (Standard Height)

	MODEL	Features	A x B	MODEL NUMBER: Basic Model	Edge Style	Power Option	Modesty Panel	Edge Color	Surface Finish	Leg Finish	Base	Approx. Packaged Weight	74P Edge (74P)
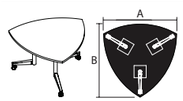 PIFT	**Guitar Pick Tables - 48"** • Chrome bases will have polished aluminum foot covers • Fixed base at 29" high	C Base	48 x 48"	PIFG48	□□□	NNN	NMP	□□□	□□□	□□	□□□	99.0#	$ 1407
PIFT	**Guitar Pick Tables - 54"** • Chrome bases will have polished aluminum foot covers • Fixed base at 29" high	C Base	54 x 54"	PIFG54	□□□	NNN	NMP	□□□	□□□	□□	□□□	115.0#	$ 1543
PIFT	**Guitar Pick Tables - 60"** • Chrome bases will have polished aluminum foot covers • Fixed base at 29" high	C Base	60 x 60"	PIFG60	□□□	NNN	NMP	□□□	□□□	□□	□□□	133.0#	$ 1578
				Ⓐ	Ⓑ	Ⓒ	Ⓓ	Ⓔ	Ⓕ	Ⓖ	Ⓗ		

HOW TO ORDER

Indicate the following information on order form:
1. Quantity of each item.
2. Model number, including options. See "How To Build a Model Number".
3. Any special service required.

Note: • The □ indicates that a choice is required.
• The absence of the □ indicates that no choice is required.
• Alpha-numeric characters in place of □ indicate that no other alternatives are available.

HOW TO BUILD A MODEL NUMBER

Ⓐ Select basic model.

Ⓑ Select edge style.
74P - 74P edge

Ⓒ Select power option.
NNN - No grommets/No PowerUp/No wire management

Ⓓ Select modesty panel.
NMP - No modesty panel

Ⓔ Select edge color.
Refer to the **Product Color Options** page in this price list.
Edge color offerings are based on edge style selections.

Ⓕ Select surface finish.
Refer to the **Product Color Options** page in this price list.

Ⓖ Select leg finish.
Refer to the **Product Color Options** page in this price list.

Ⓗ Select base.
4EC - 4 casters
4GB - 4 black glides
Casters=2 locking/2 non-locking, black wheel, silver hub

SPECIAL SERVICES

Special Carton Marking

With specially marked information N/C

Shipping

Ships **knocked down, FOB Bonduel, WI 54107, freight prepaid.** Freight class 125.

Specifications and prices are subject to change without prior notice.

Pirouette® Tables - Fixed Height Base

Fixed Top-Square-29” High (Standard Height)

Pirouette® Tables - Fixed Height Base
Fixed Top-Square-29” High (Standard Height)

	MODEL	Features	A x B	MODEL NUMBER: Basic Model	Edge Style	Power Option	Modesty Panel	Edge Color	Surface Finish	Leg Finish	Base	Approx. Packaged Weight	74P Edge (74P)
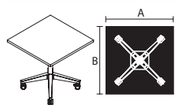 PIFT	**Square Tables - Fixed, 29” High** • Chrome bases will have polished aluminum foot covers • Fixed base at 29” high	X Base	30 x 30”	PIFXSQ30	□□□	NNN	NMP	□□□	□□□	□□	□□□	61.0#	$ 865
		X Base	36 x 36”	PIFXSQ36	□□□	NNN	NMP	□□□	□□□	□□	□□□	75.0#	971
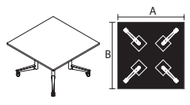 PIFT	**Square Tables - Fixed, 29” High** • Chrome bases will have polished aluminum foot covers • Fixed base at 29” high	C Base	42 x 42”	PIFCSQ42	□□□	NNN	NMP	□□□	□□□	□□	□□□	91.0#	$ 1415
		C Base	48 x 48”	PIFCSQ48	□□□	NNN	NMP	□□□	□□□	□□	□□□	110.0#	1446
		C Base	60 x 60”	PIFCSQ60	□□□	NNN	NMP	□□□	□□□	□□	□□□	155.0#	1590
				Ⓐ	Ⓑ	Ⓒ	Ⓓ	Ⓔ	Ⓕ	Ⓖ	Ⓗ		

HOW TO ORDER

Indicate the following information on order form:
1. Quantity of each item.
2. Model number, including options. See “How To Build a Model Number”.
3. Any special service required.

Note: • The □ indicates that a choice is required.
• The absence of the □ indicates that no choice is required.
• Alpha-numeric characters in place of □ indicate that no other alternatives are available.

HOW TO BUILD A MODEL NUMBER

Ⓐ Select basic model.

Ⓑ Select edge style.
74P - 74P edge

Ⓒ Select power option.
NNN - No grommets/No PowerUp/No wire management

Ⓓ Select modesty panel.
NMP - No modesty panel

Ⓔ Select edge color.
Refer to the **Product Color Options** page in this price list.
Edge color offerings are based on edge style selections.

Ⓕ Select surface finish.
Refer to the **Product Color Options** page in this price list.

Ⓖ Select leg finish.
Refer to the **Product Color Options** page in this price list.

Ⓗ Select base.
4EC - 4 casters
4GB - 4 black glides
Casters=2 locking/2 non-locking, black wheel, silver hub

SPECIAL SERVICES

Special Carton Marking

With specially marked information N/C

Shipping

Ships **knocked down, FOB Bonduel, WI 54107, freight prepaid.** Freight class 125.

Specifications and prices are subject to change without prior notice.

Pirouette® Tables - Fixed Height Base

Fixed Top-Square-36” High (Counter Height)

Pirouette® Tables - Fixed Height Base

Fixed Top-Square-36” High (Counter Height)

	MODEL	Features	A x B	MODEL NUMBER								Approx. Packaged Weight	74P Edge (74P)
				Basic Model	Edge Style	Power Option	Modesty Panel	Edge Color	Surface Finish	Leg Finish	Base		
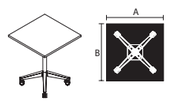 PIF3	**Square Tables - Fixed, 36” High** • Chrome bases will have polished aluminum foot covers • Recommended chair height for 36”H table is 24” stool • Fixed base at 36” high	X Base	30 x 30”	PIFXSQ30H36	□□□	NNN	NMP	□□□	□□□	□□	□□□	64.0#	$ 871
		X Base	36 x 36”	PIFXSQ36H36	□□□	NNN	NMP	□□□	□□□	□□	□□□	78.0#	975
				Ⓐ	Ⓑ	Ⓒ	Ⓓ	Ⓔ	Ⓕ	Ⓖ	Ⓗ		

HOW TO ORDER

Indicate the following information on order form:
1. Quantity of each item.
2. Model number, including options. See “How To Build a Model Number”.
3. Any special service required.

Note: • The □ indicates that a choice is required.
• The absence of the □ indicates that no choice is required.
• Alpha-numeric characters in place of □ indicate that no other alternatives are available.

HOW TO BUILD A MODEL NUMBER

Ⓐ Select basic model.

Ⓑ Select edge style.
74P - 74P edge

Ⓒ Select power option.
NNN - No grommets/No PowerUp/No wire management

Ⓓ Select modesty panel.
NMP - No modesty panel

Ⓔ Select edge color.
Refer to the **Product Color Options** page in this price list.
Edge color offerings are based on edge style selections.

Ⓕ Select surface finish.
Refer to the **Product Color Options** page in this price list.

Ⓖ Select leg finish.
Refer to the **Product Color Options** page in this price list.

Ⓗ Select base.
4EC - 4 casters
4GB - 4 black glides
Casters=2 locking/2 non-locking, black wheel, silver hub

SPECIAL SERVICES

Special Carton Marking

With specially marked information N/C

Shipping

Ships **knocked down, FOB Bonduel, WI 54107, freight prepaid.** Freight class 125.

Specifications and prices are subject to change without prior notice.

Pirouette® Tables - Fixed Height Base

Fixed Top-Square-42” High (Cafe Height)

Pirouette® Tables - Fixed Height Base
Fixed Top-Square-42” High (Cafe Height)

	MODEL	Features	A x B	MODEL NUMBER: Basic Model	Edge Style	Power Option	Modesty Panel	Edge Color	Surface Finish	Leg Finish	Base	Approx. Packaged Weight	74P Edge (74P)
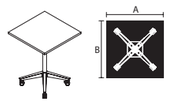 PIF4	**Square Tables - Fixed, 42” High** • Chrome bases will have polished aluminum foot covers • Recommended chair height for 42”H table is 30” stool • Fixed base at 42” high	X Base	30 x 30”	PIFXSQ30H42	□□□	NNN	NMP	□□□	□□□	□□	□□□	67.0#	$ 879
		X Base	36 x 36”	PIFXSQ36H42	□□□	NNN	NMP	□□□	□□□	□□	□□□	81.0#	981
				Ⓐ	Ⓑ	Ⓒ	Ⓓ	Ⓔ	Ⓕ	Ⓖ	Ⓗ		

HOW TO ORDER

Indicate the following information on order form:
1. Quantity of each item.
2. Model number, including options. See “How To Build a Model Number”.
3. Any special service required.

Note: • The □ indicates that a choice is required.
• The absence of the □ indicates that no choice is required.
• Alpha-numeric characters in place of □ indicate that no other alternatives are available.

HOW TO BUILD A MODEL NUMBER

Ⓐ Select basic model.

Ⓑ Select edge style.
74P - 74P edge

Ⓒ Select power option.
NNN - No grommets/No PowerUp/No wire management

Ⓓ Select modesty panel.
NMP - No modesty panel

Ⓔ Select edge color.
Refer to the **Product Color Options** page in this price list.
Edge color offerings are based on edge style selections.

Ⓕ Select surface finish.
Refer to the **Product Color Options** page in this price list.

Ⓖ Select leg finish.
Refer to the **Product Color Options** page in this price list.

Ⓗ Select base.
4EC - 4 casters
4GB - 4 black glides
Casters=2 locking/2 non-locking, black wheel, silver hub

SPECIAL SERVICES

Special Carton Marking

With specially marked information N/C

Shipping

Ships **knocked down, FOB Bonduel, WI 54107, freight prepaid.** Freight class 125.

Specifications and prices are subject to change without prior notice.

Pirouette® Tables - Fixed Height Base

Fixed Top-Round-29" High (Standard Height)

Pirouette® Tables - Fixed Height Base

Fixed Top-Round-29" High (Standard Height)

	MODEL	Features	A	MODEL NUMBER Basic Model	Edge Style	Power Option	Modesty Panel	Edge Color	Surface Finish	Leg Finish	Base	Approx. Packaged Weight	74P Edge (74P)
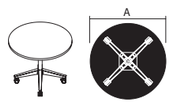 PIFT	**Round Tables - Fixed, 29" High** • Chrome bases will have polished aluminum foot covers • Fixed base at 29" high	X Base	30" Dia	PIFXRD30	□□□	NNN	NMP	□□□	□□□	□□	□□□	55.0#	$ 922
		X Base	36" Dia	PIFXRD36	□□□	NNN	NMP	□□□	□□□	□□	□□□	65.0#	1023
		X Base	42" Dia	PIFXRD42	□□□	NNN	NMP	□□□	□□□	□□	□□□	78.0#	1171
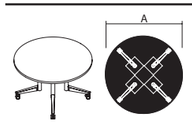 PIFT	**Round Tables - Fixed, 29" High** • Chrome bases will have polished aluminum foot covers • Fixed base at 29" high	C Base	48" Dia	PIFCRD48	□□□	NNN	NMP	□□□	□□□	□□	□□□	93.0#	$ 1488
		C Base	60" Dia	PIFCRD60	□□□	NNN	NMP	□□□	□□□	□□	□□□	128.0#	1631
				Ⓐ	Ⓑ	Ⓒ	Ⓓ	Ⓔ	Ⓕ	Ⓖ	Ⓗ		

HOW TO ORDER

Indicate the following information on order form:
1. Quantity of each item.
2. Model number, including options. See "How To Build a Model Number".
3. Any special service required.

Note: • The □ indicates that a choice is required.
• The absence of the □ indicates that no choice is required.
• Alpha-numeric characters in place of □ indicate that no other alternatives are available.

HOW TO BUILD A MODEL NUMBER

Ⓐ Select basic model.

Ⓑ Select edge style.
74P - 74P edge

Ⓒ Select power option.
NNN - No grommets/No PowerUp/No wire management

Ⓓ Select modesty panel.
NMP - No modesty panel

Ⓔ Select edge color.
Refer to the **Product Color Options** page in this price list.
Edge color offerings are based on edge style selections.

Ⓕ Select surface finish.
Refer to the **Product Color Options** page in this price list.

Ⓖ Select leg finish.
Refer to the **Product Color Options** page in this price list.

Ⓗ Select base.
4EC - 4 casters
4GB - 4 black glides
Casters=2 locking/2 non-locking, black wheel, silver hub

SPECIAL SERVICES

Special Carton Marking

With specially marked information N/C

Shipping

Ships **knocked down, FOB Bonduel, WI 54107, freight prepaid.** Freight class 125.

Specifications and prices are subject to change without prior notice.

Pirouette® Tables - Fixed Height Base

Fixed Top-Round-36" High (Counter Height)

Pirouette® Tables - Fixed Height Base

Fixed Top-Round-36" High (Counter Height)

	MODEL	Features	A	MODEL NUMBER: Basic Model	Edge Style	Power Option	Modesty Panel	Edge Color	Surface Finish	Leg Finish	Base	Approx. Packaged Weight	74P Edge (74P)
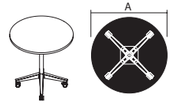 PIF3	**Round Tables - Fixed, 36" High** • Chrome bases will have polished aluminum foot covers • Recommended chair height for 36"H table is 24" stool • Fixed base at 36" high	X Base	30" Dia	PIFXRD30H36	□□□	NNN	NMP	□□□	□□□	□□	□□□	58.0#	$ 926
		X Base	36" Dia	PIFXRD36H36	□□□	NNN	NMP	□□□	□□□	□□	□□□	68.0#	1029
		X Base	42" Dia	PIFXRD42H36	□□□	NNN	NMP	□□□	□□□	□□	□□□	81.0#	1179
					Ⓑ	Ⓒ	Ⓓ	Ⓔ	Ⓕ	Ⓖ	Ⓗ		

HOW TO ORDER

Indicate the following information on order form:
1. Quantity of each item.
2. Model number, including options. See "How To Build a Model Number".
3. Any special service required.

Note: • The □ indicates that a choice is required.
• The absence of the □ indicates that no choice is required.
• Alpha-numeric characters in place of □ indicate that no other alternatives are available.

HOW TO BUILD A MODEL NUMBER

Ⓐ Select basic model.

Ⓑ Select edge style.
74P - 74P edge

Ⓒ Select power option.
NNN - No grommets/No PowerUp/No wire management

Ⓓ Select modesty panel.
NMP - No modesty panel

Ⓔ Select edge color.
Refer to the **Product Color Options** page in this price list.
Edge color offerings are based on edge style selections.

Ⓕ Select surface finish.
Refer to the **Product Color Options** page in this price list.

Ⓖ Select leg finish.
Refer to the **Product Color Options** page in this price list.

Ⓗ Select base.
4EC - 4 casters
4GB - 4 black glides
Casters=2 locking/2 non-locking, black wheel, silver hub

SPECIAL SERVICES

Special Carton Marking

With specially marked information N/C

Shipping

Ships **knocked down, FOB Bonduel, WI 54107, freight prepaid.** Freight class 125.

Specifications and prices are subject to change without prior notice.

Pirouette® Tables - Fixed Height Base

Fixed Top-Round-42” High (Cafe Height)

Pirouette® Tables - Fixed Height Base

Fixed Top-Round-42” High (Cafe Height)

	MODEL	Features	A	MODEL NUMBER Basic Model	Edge Style	Power Option	Modesty Panel	Edge Color	Surface Finish	Leg Finish	Base	Approx. Packaged Weight	74P Edge (74P)
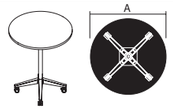 PIF4	**Round Tables - Fixed, 42” High** • Chrome bases will have polished aluminum foot covers • Recommended chair height for 42”H table is 30” stool • Fixed base at 42” high	X Base	30” Dia	PIFXRD30H42	□□□	NNN	NMP	□□□	□□□	□□	□□□	61.0#	$ 936
		X Base	36” Dia	PIFXRD36H42	□□□	NNN	NMP	□□□	□□□	□□	□□□	71.0#	1037
		X Base	42” Dia	PIFXRD42H42	□□□	NNN	NMP	□□□	□□□	□□	□□□	84.0#	1185
					Ⓑ	Ⓒ	Ⓓ	Ⓔ	Ⓕ	Ⓖ	Ⓗ		

HOW TO ORDER

Indicate the following information on order form:
1. Quantity of each item.
2. Model number, including options. See “How To Build a Model Number”.
3. Any special service required.

Note: • The □ indicates that a choice is required.
• The absence of the □ indicates that no choice is required.
• Alpha-numeric characters in place of □ indicate that no other alternatives are available.

HOW TO BUILD A MODEL NUMBER

Ⓐ Select basic model.

Ⓑ Select edge style.
74P - 74P edge

Ⓒ Select power option.
NNN - No grommets/No PowerUp/No wire management

Ⓓ Select modesty panel.
NMP - No modesty panel

Ⓔ Select edge color.
Refer to the **Product Color Options** page in this price list.
Edge color offerings are based on edge style selections.

Ⓕ Select surface finish.
Refer to the **Product Color Options** page in this price list.

Ⓖ Select leg finish.
Refer to the **Product Color Options** page in this price list.

Ⓗ Select base.
4EC - 4 casters
4GB - 4 black glides
Casters=2 locking/2 non-locking, black wheel, silver hub

SPECIAL SERVICES

Special Carton Marking

With specially marked information N/C

Shipping

Ships **knocked down, FOB Bonduel, WI 54107, freight prepaid.** Freight class 125.

Specifications and prices are subject to change without prior notice.

Pirouette® Tables - Fixed Height Base

Fixed Top-Scale Up-29" High (Standard Height)

Pirouette® Tables - Fixed Height Base

Fixed Top-Scale Up-29" High (Standard Height)

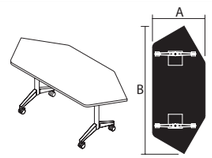

PIFT

Scale Up Tables - 30"D

- 3 tables form an 84" dia pod design to seat up to 9 people
- Chrome bases will have polished aluminum foot covers and polished aluminum vertical wire managers (when applicable)
- Gangers ordered separately
- Fixed base at 29" high

		MODEL NUMBER										
Features	**A x B**	Basic Model	Edge Style	Power Option	Modesty Panel	Edge Color	Surface Finish	Leg Finish	Grommet/ Module Color	Base	Cord (feet)	Approx. Packaged Weight
T Base	30 x 72"	PIFS3072	□□□	□□□	NMP	□□□	□□□	□□	□□□□	□□□	□□	64.0#
		Ⓐ	Ⓑ	Ⓒ	Ⓓ	Ⓔ	Ⓕ	Ⓖ	Ⓗ	Ⓘ	Ⓙ	

74P Edge (74P)
$ 1241

HOW TO ORDER

Indicate the following information on order form:
1. Quantity of each item.
2. Model number, including options. See "How To Build a Model Number".
3. Any special service required.

Note: • The □ indicates that a choice is required.
- The absence of the □ indicates that no choice is required.
- Alpha-numeric characters in place of □ indicate that no other alternatives are available.

HOW TO BUILD A MODEL NUMBER

Ⓐ Select basic model.

Ⓑ Select edge style.

74P	- 74P edge

Ⓒ Select power option.

NNN	- No grommets, PowerUp, wire management/No cutouts
WMO	- Wire management only-no cutouts; add $64
1VG	- One grommet for Villa; add $271
1PG	- One plastic grommet; add $209
1PU	- One PowerUp module; add $334
1VM	- One Villa module w/dual USB-A; add $592
MA1	- Module, Nacre in-surface w/USB-A/C (1); add $420
MB1	- Module, Dubbel under-surface w/ dual USB-A/C (1); add $264
MD1	- Module, Dean in-surface w/USB-A/C (1) ; add $354
MO1	- Module, Node in-surface w/USB-A/C (1) ; add $264
GA1	- Grommet, Nacre (1); add $209
GD1	- Grommet, Dean (1); add $209
GO1	- Grommet, Node (1); add $144

CORD LENGTH: 9' or 15' is optional on all module options.

WIRE MANAGEMENT: All options except NNN include vertical and horizontal wire management.

Ⓓ Select modesty panel.

NMP	- No modesty panel

Ⓔ Select edge color.
Refer to the **Product Color Options** page in this price list.
Edge color offerings are based on edge style selections.

Ⓕ Select surface finish.
Refer to the **Product Color Options** page in this price list.

Ⓖ Select leg finish.
Refer to the **Product Color Options** page in this price list.

Ⓗ Select grommet/module color.
Refer to the **Product Color Options** page in this price list.

Ⓘ Select base finish.

4EC	- 4 casters
4GB	- 4 black glides

Casters=2 locking/2 non-locking, black wheel, silver hub

Ⓙ Select cord length (feet).

15	- 15' cord length
9	- 9' cord length

INFORMATION

LEG CLEARANCE

Table Length	From Table Edge	Inside Leg
72"	14.75	38.75

INFORMATION

Contact KI Customer Service for specific models that are UL listed.

SPECIAL SERVICES

Special Carton Marking

With specially marked information	N/C

Shipping

Ships **knocked down, FOB Bonduel, WI 54107, freight prepaid.** Freight class 125.

Specifications and prices are subject to change without prior notice.

Pirouette® Tables - Fixed Height Base

Fixed Top-Half Round-29" High (Standard Height)

Pirouette® Tables - Fixed Height Base

Fixed Top-Half Round-29" High (Standard Height)

		MODEL	Features	A x B	MODEL NUMBER: Basic Model	Edge Style	Power Option	Modesty Panel	Edge Color	Surface Finish	Leg Finish	Base	Approx. Packaged Weight	74P Edge (74P)
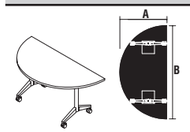	PIFT	**Half Round Tables - 24"D** • Chrome bases will have polished aluminum foot covers • Gangers ordered separately • Fixed base at 29" high	T Base	24 x 48"	PIFH48	□□□	NNN	NMP	□□□	□□□	□□	□□□	53.0#	$ 875
	PIFT	**Half Round Tables - 30"D** • Chrome bases will have polished aluminum foot covers • Gangers ordered separately • Fixed base at 29" high	T Base	30 x 60"	PIFH60	□□□	NNN	NMP	□□□	□□□	□□	□□□	71.0#	$ 1035
	PIFT	**Half Round Tables - 36"D** • Chrome bases will have polished aluminum foot covers • Gangers ordered separately • Fixed base at 29" high	T Base	36 x 72"	PIFH72	□□□	NNN	NMP	□□□	□□□	□□	□□□	91.0#	$ 1144
					Ⓐ	Ⓑ	Ⓒ	Ⓓ	Ⓔ	Ⓕ	Ⓖ	Ⓗ		

HOW TO ORDER

Indicate the following information on order form:
1. Quantity of each item.
2. Model number, including options. See "How To Build a Model Number".
3. Any special service required.

Note: • The □ indicates that a choice is required.
- The absence of the □ indicates that no choice is required.
- Alpha-numeric characters in place of □ indicate that no other alternatives are available.

HOW TO BUILD A MODEL NUMBER

Ⓐ Select basic model.

Ⓑ Select edge style.
- **74P** - 74P edge

Ⓒ Select power option.
- **NNN** - No grommets, PowerUp, wire management/No cutouts

Ⓓ Select modesty panel.
- **NMP** - No modesty panel

Ⓔ Select edge color.
Refer to the **Product Color Options** page in this price list.
Edge color offerings are based on edge style selections.

Ⓕ Select surface finish.
Refer to the **Product Color Options** page in this price list.

Ⓖ Select leg finish.
Refer to the **Product Color Options** page in this price list.

Ⓗ Select base.
- **4EC** - 4 casters
- **4GB** - 4 black glides

Casters=2 locking/2 non-locking, black wheel, silver hub

INFORMATION

LEG CLEARANCE

Table Length	From Table Edge Point	Inside Leg
48"	7.0	28.75
60"	10.5	34.75
72"	12.5	42.75

SPECIAL SERVICES

Special Carton Marking

With specially marked information N/C

Shipping

Ships **knocked down, FOB Bonduel, WI 54107, freight prepaid.** Freight class 125.

Specifications and prices are subject to change without prior notice.

Pirouette® Tables - Fixed Height Base

Fixed Top-Trapezoid-29" High (Standard Height)

Pirouette® Tables - Fixed Height Base
Fixed Top-Trapezoid-29" High (Standard Height)

	Features	A x B x C x D	MODEL NUMBER								Approx. Packaged Weight	74P Edge (74P)
			Basic Model	Edge Style	Power Option	Modesty Panel	Edge Color	Surface Finish	Leg Finish	Base		
	T Base	30 x 30 x 30 x 60"	PIFT3060	□□□	NNN	NMP	□□□	□□□	□□	□□□	64.0#	$ 1000
			Ⓐ	Ⓑ	Ⓒ	Ⓓ	Ⓔ	Ⓕ	Ⓖ	Ⓗ		

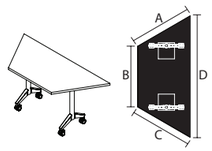

PIFT

Trapezoid Tables - 26"D

- Chrome bases will have polished aluminum foot covers
- Gangers ordered separately
- Fixed base at 29" high

HOW TO ORDER

Indicate the following information on order form:
1. Quantity of each item.
2. Model number, including options. See "How To Build a Model Number".
3. Any special service required.

Note: • The □ indicates that a choice is required.
• The absence of the □ indicates that no choice is required.
• Alpha-numeric characters in place of □ indicate that no other alternatives are available.

HOW TO BUILD A MODEL NUMBER

Ⓐ Select basic model.

Ⓑ Select edge style.
74P - 74P edge

Ⓒ Select power option.
NNN - No grommets, PowerUp, wire management/No cutouts

Ⓓ Select modesty panel.
NMP - No modesty panel

Ⓔ Select edge color.
Refer to the **Product Color Options** page in this price list.
Edge color offerings are based on edge style selections.

Ⓕ Select surface finish.
Refer to the **Product Color Options** page in this price list.

Ⓖ Select leg finish.
Refer to the **Product Color Options** page in this price list.

Ⓗ Select base.
4EC - 4 casters
4GB - 4 black glides
Casters=2 locking/2 non-locking, black wheel, silver hub

INFORMATION

LEG CLEARANCE

Table Length / From Table Edge Point / Inside Leg
60" 13.5 28.25

SPECIAL SERVICES

Special Carton Marking

With specially marked information N/C

Shipping

Ships **knocked down, FOB Bonduel, WI 54107, freight prepaid.** Freight class 125.

Specifications and prices are subject to change without prior notice.

Pirouette® Tables - Fixed Height Base

Nesting Top-Rectangular-29" High (Training)

Pirouette® Tables - Fixed Height Base

Nesting Top-Rectangular-29" High (Training)

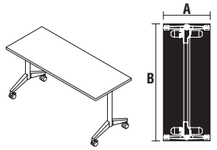

PINT

Rectangular Tables - 18"D

- Tables are designed for maximum leg spacing for length of table
- Chrome bases will have polished aluminum foot covers and polished aluminum vertical wire managers (when applicable)
- Gangers ordered separately
- Nesting base at 29" high

Features	A x B	MODEL NUMBER Basic Model	Edge Style	Power Option	Modesty Panel	Edge Color	Surface Finish	Leg Finish	Grommet/ Module Color	Polyester Modesty Panel Color	Base	Cord (feet)	Approx. Packaged Weight	74P Edge (74P)
T Base	18 x 30"	PINR1830T	□□□	NNN	□□□	□□□	□□□	□□		□□□□	□□□		57.0#	$ 907
T Base	18 x 36"	PINR1836T	□□□	□□□	□□□	□□□	□□□	□□	□□□□	□□□□	□□□	□□	64.0#	1095
T Base	18 x 42"	PINR1842T	□□□	□□□	□□□	□□□	□□□	□□	□□□□	□□□□	□□□	□□	68.0#	1110
T Base	18 x 48"	PINR1848T	□□□	□□□	□□□	□□□	□□□	□□	□□□□	□□□□	□□□	□□	75.0#	1125
T Base	18 x 54"	PINR1854T	□□□	□□□	□□□	□□□	□□□	□□	□□□□	□□□□	□□□	□□	78.0#	1169
T Base	18 x 60"	PINR1860T	□□□	□□□	□□□	□□□	□□□	□□	□□□□	□□□□	□□□	□□	86.0#	1209
T Base	18 x 66"	PINR1866T	□□□	□□□	□□□	□□□	□□□	□□	□□□□	□□□□	□□□	□□	89.0#	1238
T Base	18 x 72"	PINR1872T	□□□	□□□	□□□	□□□	□□□	□□	□□□□	□□□□	□□□	□□	96.0#	1258
T Base	24 x 30"	PINR2430T	□□□	NNN	□□□	□□□	□□□	□□		□□□□	□□□		66.0#	$ 970
T Base	24 x 36"	PINR2436T	□□□	□□□	□□□	□□□	□□□	□□	□□□□	□□□□	□□□	□□	74.0#	1236
T Base	24 x 42"	PINR2442T	□□□	□□□	□□□	□□□	□□□	□□	□□□□	□□□□	□□□	□□	79.0#	1269
T Base	24 x 48"	PINR2448T	□□□	□□□	□□□	□□□	□□□	□□	□□□□	□□□□	□□□	□□	87.0#	1317
T Base	24 x 54"	PINR2454T	□□□	□□□	□□□	□□□	□□□	□□	□□□□	□□□□	□□□	□□	92.0#	1363
T Base	24 x 60"	PINR2460T	□□□	□□□	□□□	□□□	□□□	□□	□□□□	□□□□	□□□	□□	100.0#	1433
T Base	24 x 66"	PINR2466T	□□□	□□□	□□□	□□□	□□□	□□	□□□□	□□□□	□□□	□□	105.0#	1476
T Base	24 x 72"	PINR2472T	□□□	□□□	□□□	□□□	□□□	□□	□□□□	□□□□	□□□	□□	113.0#	1520
		Ⓐ	Ⓑ	Ⓒ	Ⓓ	Ⓔ	Ⓕ	Ⓖ	Ⓗ	Ⓘ	Ⓙ	Ⓚ		

PINT

Rectangular Tables - 24"D

- Tables are designed for maximum leg spacing for length of table
- Chrome bases will have polished aluminum foot covers and polished aluminum vertical wire managers (when applicable)
- Gangers ordered separately
- Nesting base at 29" high

HOW TO ORDER

Indicate the following information on order form:
1. Quantity of each item.
2. Model number, including options. See "How To Build a Model Number".
3. Any special service required.

Note: • The □ indicates that a choice is required.
- The absence of the □ indicates that no choice is required.
- Alpha-numeric characters in place of □ indicate that no other alternatives are available.

HOW TO BUILD A MODEL NUMBER

Ⓐ Select basic model.

Ⓑ Select edge style.
- **74P** - 74P edge

Ⓒ Select power option.
- **NNN** - No grommets, PowerUp, wire management/No cutouts
- **WMO** - Wire management only-no cutouts; add $64
- **1VG** - One grommet for Villa; add $271
- **1PG** - One plastic grommet; add $209
- **1PU** - One PowerUp module; add $334
- **1VM** - One Villa module w/dual USB-A; add $592
- **MA1** - Module, Nacre in-surface w/USB-A/C (1); add $420
- **MB1** - Module, Dubbel under-surface w/ dual USB-A/C (1); add $264
- **MD1** - Module, Dean in-surface w/USB-A/C (1) ; add $354
- **MO1** - Module, Node in-surface w/USB-A/C (1) ; add $264
- **GA1** - Grommet, Nacre (1); add $209
- **GD1** - Grommet, Dean (1); add $209
- **GO1** - Grommet, Node (1); add $144

CORD LENGTH: 9' or 15' is optional on all module options.

WIRE MANAGEMENT: All options except NNN include vertical and horizontal wire management.

Ⓓ Select modesty panel.
- **FMP** - Fabric modesty panel; add $364
- **NMP** - No modesty panel
- **PMP** - Polyester felt modesty panel; add $182

Ⓔ Select edge color.
Refer to the **Product Color Options** page in this price list.
Edge color offerings are based on edge style selections.

Ⓕ Select surface finish.
Refer to the **Product Color Options** page in this price list.

Ⓖ Select leg finish.
Refer to the **Product Color Options** page in this price list.

Ⓗ Select grommet/module color.
Refer to the **Product Color Options** page in this price list.

Ⓘ Select modesty panel color (only if polyester felt panel is chosen).
Refer to the **Product Color Options** page in this price list.

Ⓙ Select base.
- **4EC** - 4 casters
- **4GB** - 4 black glides

Casters=2 locking/2 non-locking, black wheel, silver hub

Ⓚ Select cord length (feet).
- **15** - 15' cord length
- **9** - 9' cord length

INFORMATION

LEG CLEARANCE

Table Length / From Table Edge		Inside Leg
30"	0.75	24
36"	0.75	30
42"	3.75	30
48"	0.75	42
54"	3.75	42
60"	0.75	54
66"	3.75	54
72"	0.75	66

INFORMATION

Contact KI Customer Service for specific models that are UL listed.

SPECIAL SERVICES

Special Carton Marking

With specially marked information N/C

Shipping

Ships **knocked down, FOB Bonduel, WI 54107, freight prepaid.** Freight class 125.

Specifications and prices are subject to change without prior notice.

Pirouette® Tables - Fixed Height Base

Nesting Top-Rectangular-29" High (Training)

Pirouette® Tables - Fixed Height Base

Nesting Top-Rectangular-29" High (Training)

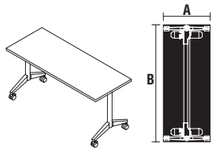

PINT

Rectangular Tables - 30"D

- Tables are designed for maximum leg spacing for length of table
- Chrome bases will have polished aluminum foot covers and polished aluminum vertical wire managers (when applicable)
- Gangers ordered separately
- Nesting base at 29" high

	Features	A x B	MODEL NUMBER Basic Model	Edge Style	Power Option	Modesty Panel	Edge Color	Surface Finish	Leg Finish	Grommet/ Module Color	Polyester Modesty Panel Color	Base	Cord (feet)	Approx. Packaged Weight	74P Edge (74P)
	T Base	30 x 36"	PINR3036T	□□□	□□□	□□□	□□□	□□□	□□	□□□□	□□□□	□□□	□□	81.0#	$ 1284
	T Base	30 x 42"	PINR3042T	□□□	□□□	□□□	□□□	□□□	□□	□□□□	□□□□	□□□	□□	87.0#	1317
	T Base	30 x 48"	PINR3048T	□□□	□□□	□□□	□□□	□□□	□□	□□□□	□□□□	□□□	□□	97.0#	1363
	T Base	30 x 54"	PINR3054T	□□□	□□□	□□□	□□□	□□□	□□	□□□□	□□□□	□□□	□□	103.0#	1426
	T Base	30 x 60"	PINR3060T	□□□	□□□	□□□	□□□	□□□	□□	□□□□	□□□□	□□□	□□	112.0#	1465
	T Base	30 x 66"	PINR3066T	□□□	□□□	□□□	□□□	□□□	□□	□□□□	□□□□	□□□	□□	118.0#	1503
	T Base	30 x 72"	PINR3072T	□□□	□□□	□□□	□□□	□□□	□□	□□□□	□□□□	□□□	□□	127.0#	1522
	T Base	36 x 36"	PINR3636T	□□□	□□□	□□□	□□□	□□□	□□	□□□□	□□□□	□□□	□□	89.0#	$ 1413
	T Base	36 x 42"	PINR3642T	□□□	□□□	□□□	□□□	□□□	□□	□□□□	□□□□	□□□	□□	96.0#	1465
	T Base	36 x 48"	PINR3648T	□□□	□□□	□□□	□□□	□□□	□□	□□□□	□□□□	□□□	□□	107.0#	1486
	T Base	36 x 54"	PINR3654T	□□□	□□□	□□□	□□□	□□□	□□	□□□□	□□□□	□□□	□□	114.0#	1642
	T Base	36 x 60"	PINR3660T	□□□	□□□	□□□	□□□	□□□	□□	□□□□	□□□□	□□□	□□	125.0#	1663
	T Base	36 x 66"	PINR3666T	□□□	□□□	□□□	□□□	□□□	□□	□□□□	□□□□	□□□	□□	132.0#	1676
	T Base	36 x 72"	PINR3672T	□□□	□□□	□□□	□□□	□□□	□□	□□□□	□□□□	□□□	□□	142.0#	1695
				Ⓐ	Ⓑ	Ⓒ	Ⓓ	Ⓔ	Ⓕ	Ⓖ	Ⓗ	Ⓘ	Ⓙ	Ⓚ	

PINT

Rectangular Tables - 36"D

- Tables are designed for maximum leg spacing for length of table
- Chrome bases will have polished aluminum foot covers and polished aluminum vertical wire managers (when applicable)
- Gangers ordered separately
- Nesting base at 29" high

HOW TO ORDER

Indicate the following information on order form:
1. Quantity of each item.
2. Model number, including options. See "How To Build a Model Number".
3. Any special service required.

Note: • The □ indicates that a choice is required.
- The absence of the □ indicates that no choice is required.
- Alpha-numeric characters in place of □ indicate that no other alternatives are available.

HOW TO BUILD A MODEL NUMBER

Ⓐ Select basic model.

Ⓑ Select edge style.
- **74P** - 74P edge

Ⓒ Select power option.
- **NNN** - No grommets, PowerUp, wire management/No cutouts
- **WMO** - Wire management only-no cutouts; add $64
- **1VG** - One grommet for Villa; add $271
- **1PG** - One plastic grommet; add $209
- **1PU** - One PowerUp module; add $334
- **1VM** - One Villa module w/dual USB-A; add $592
- **MA1** - Module, Nacre in-surface w/USB-A/C (1); add $420
- **MB1** - Module, Dubbel under-surface w/ dual USB-A/C (1); add $264
- **MD1** - Module, Dean in-surface w/USB-A/C (1) ; add $354
- **MO1** - Module, Node in-surface w/USB-A/C (1) ; add $264
- **GA1** - Grommet, Nacre (1); add $209
- **GD1** - Grommet, Dean (1); add $209
- **GO1** - Grommet, Node (1); add $144

CORD LENGTH: 9' or 15' is optional on all module options.

WIRE MANAGEMENT: All options except NNN include vertical and horizontal wire management.

Ⓓ Select modesty panel.
- **FMP** - Fabric modesty panel; add $364
- **NMP** - No modesty panel
- **PMP** - Polyester felt modesty panel; add $182

On 30" and 36"D tables, modesty panels only available if no power (NNN) is selected.

Ⓔ Select edge color.
Refer to the **Product Color Options** page in this price list.
Edge color offerings are based on edge style selections.

Ⓕ Select surface finish.
Refer to the **Product Color Options** page in this price list.

Ⓖ Select leg finish.
Refer to the **Product Color Options** page in this price list.

Ⓗ Select grommet/module color.
Refer to the **Product Color Options** page in this price list.

Ⓘ Select modesty panel color (only if polyester felt panel is chosen).
Refer to the **Product Color Options** page in this price list.

Ⓙ Select base.
- **4EC** - 4 casters
- **4GB** - 4 black glides

Casters=2 locking/2 non-locking, black wheel, silver hub

Ⓚ Select cord length (feet).
- **15** - 15' cord length
- **9** - 9' cord length

INFORMATION

LEG CLEARANCE

Table Length	From Table Edge	Inside Leg
30"	0.75	24
36"	0.75	30
42"	3.75	30
48"	0.75	42
54"	3.75	42
60"	0.75	54
66"	3.75	54
72"	0.75	66

INFORMATION

Contact KI Customer Service for specific models that are UL listed.

SPECIAL SERVICES

Special Carton Marking

With specially marked information N/C

Shipping

Ships **knocked down, FOB Bonduel, WI 54107, freight prepaid.** Freight class 125.

Specifications and prices are subject to change without prior notice.

Pirouette® Tables - Fixed Height Base

Nesting Top-Rectangular-29” High (Collaborative)

Pirouette® Tables - Fixed Height Base
Nesting Top-Rectangular-29” High (Collaborative)

	MODEL	Features	A x B	MODEL NUMBER: Basic Model	Edge Style	Power Option	Modesty Panel	Edge Color	Surface Finish	Leg Finish	Base	Approx. Packaged Weight	74P Edge (74P)	Urethane Edge (ME2)
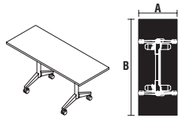 PINC	**Rectangular Tables - 24”D** • Collaborative tables are designed to provide leg spacing for all sides of the table • Chrome bases will have polished aluminum foot covers and polished aluminum vertical wire managers (when applicable) • ME2 edge is the molded urethane edge on the long sides of the table with a 74P trim on the short side of the table. • Nesting base at 29” high	T Base	24 x 60”	PINR2460C	□□□	NNN	NMP	□□□	□□□	□□	□□□	93.0#	$ 1407	$ 1764
		T Base	24 x 66”	PINR2466C	□□□	NNN	NMP	□□□	□□□	□□	□□□	98.0#	1447	1859
		T Base	24 x 72”	PINR2472C	□□□	NNN	NMP	□□□	□□□	□□	□□□	106.0#	1492	1888
		T Base	24 x 84”	PINR2484C	□□□	NNN	NMP	□□□	□□□	□□	□□□	119.0#	1650	2125
		T Base	24 x 96”	PINR2496C	□□□	NNN	NMP	□□□	□□□	□□	□□□	132.0#	1695	2233
PINC	**Rectangular Tables - 30”D** • Collaborative tables are designed to provide leg spacing for all sides of the table • Chrome bases will have polished aluminum foot covers and polished aluminum vertical wire managers (when applicable) • ME2 edge is the molded urethane edge on the long sides of the table with a 74P trim on the short side of the table. • Nesting base at 29” high	T Base	30 x 60”	PINR3060C	□□□	NNN	NMP	□□□	□□□	□□	□□□	105.0#	$ 1465	$ 1833
		T Base	30 x 66”	PINR3066C	□□□	NNN	NMP	□□□	□□□	□□	□□□	111.0#	1506	1935
		T Base	30 x 72”	PINR3072C	□□□	NNN	NMP	□□□	□□□	□□	□□□	120.0#	1574	1962
		T Base	30 x 84”	PINR3084C	□□□	NNN	NMP	□□□	□□□	□□	□□□	136.0#	1746	2212
		T Base	30 x 96”	PINR3096C	□□□	NNN	NMP	□□□	□□□	□□	□□□	151.0#	1762	2327

Ⓐ Ⓑ Ⓒ Ⓓ Ⓔ Ⓕ Ⓖ Ⓗ

HOW TO ORDER

Indicate the following information on order form:
1. Quantity of each item.
2. Model number, including options. See “How To Build a Model Number”.
3. Any special service required.

Note: • The □ indicates that a choice is required.
- The absence of the □ indicates that no choice is required.
- Alpha-numeric characters in place of □ indicate that no other alternatives are available.

HOW TO BUILD A MODEL NUMBER

Ⓐ Select basic model.

Ⓑ Select edge style.
- **74P** - 74P edge
- **ME2** - Urethane edge

(Edge style ME2 has ME on long edges/74P on short edges)

Ⓒ Select power option.
- **NNN** - No grommets, PowerUp, wire management/No cutouts

Ⓓ Select modesty panel.
- **NMP** - No modesty panel

Ⓔ Select edge color.
Refer to the **Product Color Options** page in this price list.
Edge color offerings are based on edge style selections.

Ⓕ Select surface finish.
Refer to the **Product Color Options** page in this price list.

Ⓖ Select leg finish.
Refer to the **Product Color Options** page in this price list.

Ⓗ Select base.
- **4EC** - 4 casters
- **4GB** - 4 black glides

Casters=2 locking/2 non-locking, black wheel, silver hub

INFORMATION

LEG CLEARANCE

Table Length / From Table Edge / Inside Leg		
60”	6.75	42
66”	9.75	42
72”	12.75	42
84”	12.75	54
96”	12.75	66

SPECIAL SERVICES

Special Carton Marking

With specially marked information N/C

Shipping

Ships **knocked down, FOB Bonduel, WI 54107, freight prepaid.** Freight class 125.

Specifications and prices are subject to change without prior notice.

Pirouette® Tables - Fixed Height Base

Nesting Top-Rectangular-36" High (Counter Height)

Pirouette® Tables - Fixed Height Base

Nesting Top-Rectangular-36" High (Counter Height)

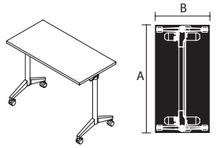

PIN3

Rectangular Tables - 24"D

- Tables are designed for maximum leg spacing for the length of the table
- Chrome bases will have polished aluminum foot covers and polished aluminum vertical wire managers (when applicable)
- Gangers ordered separately
- Recommended chair height for 36"H table is 24" stool
- Nesting base at 36" high

PIN3

Rectangular Tables - 30"D

- Tables are designed for maximum leg spacing for the length of the table
- Chrome bases will have polished aluminum foot covers and polished aluminum vertical wire managers (when applicable)
- Gangers ordered separately
- Recommended chair height for 36"H table is 24" stool
- Nesting base at 36" high

		MODEL NUMBER													
Features	A x B	Basic Model	Edge Style	Power Option	Modesty Panel	Edge Color	Surface Finish	Leg Finish	Grommet/ Module Color	Polyester Modesty Panel Color	Base	Cord (feet)	Approx. Packaged Weight	74P Edge (74P)	
			Ⓐ	Ⓑ	Ⓒ	Ⓓ	Ⓔ	Ⓕ	Ⓖ	Ⓗ	Ⓘ	Ⓙ	Ⓚ		
T Base	24 x 36"	PINR2436H36	□□□	□□□	□□□	□□□	□□□	□□	□□□□	□□□□	□□□	□□	76.0#	$ 1259	
T Base	24 x 42"	PINR2442H36	□□□	□□□	□□□	□□□	□□□	□□	□□□□	□□□□	□□□	□□	81.0#	1280	
T Base	24 x 48"	PINR2448H36	□□□	□□□	□□□	□□□	□□□	□□	□□□□	□□□□	□□□	□□	89.0#	1331	
T Base	24 x 54"	PINR2454H36	□□□	□□□	□□□	□□□	□□□	□□	□□□□	□□□□	□□□	□□	94.0#	1428	
T Base	24 x 60"	PINR2460H36	□□□	□□□	□□□	□□□	□□□	□□	□□□□	□□□□	□□□	□□	102.0#	1449	
T Base	24 x 66"	PINR2466H36	□□□	□□□	□□□	□□□	□□□	□□	□□□□	□□□□	□□□	□□	107.0#	1558	
	24 x 72"	PINR2472H36	□□□	□□□	□□□	□□□	□□□	□□	□□□□	□□□□	□□□	□□	115.0#	1577	
T Base	30 x 36"	PINR3036H36	□□□	□□□	□□□	□□□	□□□	□□	□□□□	□□□□	□□□	□□	83.0#	$ 1365	
T Base	30 x 42"	PINR3042H36	□□□	□□□	□□□	□□□	□□□	□□	□□□□	□□□□	□□□	□□	89.0#	1437	
T Base	30 x 48"	PINR3048H36	□□□	□□□	□□□	□□□	□□□	□□	□□□□	□□□□	□□□	□□	99.0#	1451	
T Base	30 x 54"	PINR3054H36	□□□	□□□	□□□	□□□	□□□	□□	□□□□	□□□□	□□□	□□	105.0#	1577	
T Base	30 x 60"	PINR3060H36	□□□	□□□	□□□	□□□	□□□	□□	□□□□	□□□□	□□□	□□	114.0#	1597	
T Base	30 x 66"	PINR3066H36	□□□	□□□	□□□	□□□	□□□	□□	□□□□	□□□□	□□□	□□	120.0#	1651	
T Base	30 x 72"	PINR3072H36	□□□	□□□	□□□	□□□	□□□	□□	□□□□	□□□□	□□□	□□	129.0#	1692	

HOW TO ORDER

Indicate the following information on order form:
1. Quantity of each item.
2. Model number, including options. See "How To Build a Model Number".
3. Any special service required.

Note: • The □ indicates that a choice is required.
- The absence of the □ indicates that no choice is required.
- Alpha-numeric characters in place of □ indicate that no other alternatives are available.

HOW TO BUILD A MODEL NUMBER

Ⓐ Select basic model.

Ⓑ Select edge style.
- **74P** - 74P edge

Ⓒ Select power option.
- **NNN** - No grommets, PowerUp, wire management/No cutouts
- **WMO** - Wire management only-no cutouts; add $64
- **1VG** - One grommet for Villa; add $271
- **1PG** - One plastic grommet; add $209
- **1PU** - One PowerUp module; add $334
- **1VM** - One Villa module w/dual USB-A; add $592
- **MD1** - Module, Dean in-surface w/USB-A/C (1) ; add $354
- **MB1** - Module, Dubbel under-surface w/ dual USB-A/C (1); add $264
- **MA1** - Module, Nacre in-surface w/USB-A/C (1); add $420
- **MO1** - Module, Node in-surface w/USB-A/C (1) ; add $264

Ⓓ Select modesty panel.
- **NMP** - No modesty panel
- **PMP** - Polyester felt modesty panel; add $265

On 30"D tables, modesty panels only available if no power (NNN) is selected.

Ⓔ Select edge color.
Refer to the **Product Color Options** page in this price list.
Edge color offerings are based on edge style selections.

Ⓕ Select surface finish.
Refer to the **Product Color Options** page in this price list.

Ⓖ Select leg finish.
Refer to the **Product Color Options** page in this price list.

Ⓗ Select grommet/module color.
Refer to the **Product Color Options** page in this price list.

- **GA1** - Grommet, Nacre (1); add $209
- **GD1** - Grommet, Dean (1); add $209
- **GO1** - Grommet, Node (1); add $144

CORD LENGTH: 9' or 15' is optional on all module options.

WIRE MANAGEMENT: All options except NNN include vertical and horizontal wire management.

Ⓘ Select modesty panel color (only if polyester felt panel is chosen).
Refer to the **Product Color Options** page in this price list.

Ⓙ Select base.
- **4EC** - 4 casters
- **4GB** - 4 black glides

Casters=2 locking/2 non-locking, black wheel, silver hub

Ⓚ Select cord length (feet).
- **15** - 15' cord length
- **9** - 9' cord length

INFORMATION

Contact KI Customer Service for specific models that are UL listed.

SPECIAL SERVICES

Special Carton Marking

With specially marked information N/C

Shipping

Ships **knocked down, FOB Bonduel, WI 54107, freight prepaid.** Freight class 125.

Specifications and prices are subject to change without prior notice.

Pirouette® Tables - Fixed Height Base

Nesting Top-Rectangular-42" High (Cafe Height)

Pirouette® Tables - Fixed Height Base
Nesting Top-Rectangular-42" High (Cafe Height)

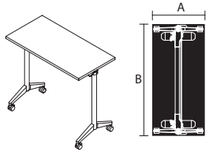

PIN4

Rectangular Tables - 24"D

- Tables are designed for maximum leg spacing for the length of the table
- Chrome bases will have polished aluminum foot covers and polished aluminum vertical wire managers (when applicable)
- Gangers ordered separately
- Recommended chair height for 42"H table is 30" stool
- Nesting base at 42" high

PIN4

Rectangular Tables - 30"D

- Tables are designed for maximum leg spacing for the length of the table
- Chrome bases will have polished aluminum foot covers and polished aluminum vertical wire managers (when applicable)
- Gangers ordered separately
- Recommended chair height for 42"H table is 30" stool
- Nesting base at 42" high

		MODEL NUMBER													
Features	A x B	Basic Model	Edge Style	Power Option	Modesty Panel	Edge Color	Surface Finish	Leg Finish	Grommet/ Module Color	Polyester Modesty Panel Color	Base	Cord (feet)	Approx. Packaged Weight	74P Edge (74P)	
			Ⓑ	Ⓒ	Ⓓ	Ⓔ	Ⓕ	Ⓖ	Ⓗ	Ⓘ	Ⓙ	Ⓚ			
T Base	24 x 36"	PINR2436H42	□□□	□□□	□□□	□□□	□□□	□□	□□□□	□□□□	□□□	□□	78.0#	$	1312
T Base	24 x 42"	PINR2442H42	□□□	□□□	□□□	□□□	□□□	□□	□□□□	□□□□	□□□	□□	83.0#		1333
T Base	24 x 48"	PINR2448H42	□□□	□□□	□□□	□□□	□□□	□□	□□□□	□□□□	□□□	□□	91.0#		1383
T Base	24 x 54"	PINR2454H42	□□□	□□□	□□□	□□□	□□□	□□	□□□□	□□□□	□□□	□□	96.0#		1481
T Base	24 x 60"	PINR2460H42	□□□	□□□	□□□	□□□	□□□	□□	□□□□	□□□□	□□□	□□	104.0#		1501
T Base	24 x 66"	PINR2466H42	□□□	□□□	□□□	□□□	□□□	□□	□□□□	□□□□	□□□	□□	109.0#		1612
T Base	24 x 72"	PINR2472H42	□□□	□□□	□□□	□□□	□□□	□□	□□□□	□□□□	□□□	□□	117.0#		1630
T Base	30 x 36"	PINR3036H42	□□□	□□□	□□□	□□□	□□□	□□	□□□□	□□□□	□□□	□□	85.0#	$	1420
T Base	30 x 42"	PINR3042H42	□□□	□□□	□□□	□□□	□□□	□□	□□□□	□□□□	□□□	□□	91.0#		1488
T Base	30 x 48"	PINR3048H42	□□□	□□□	□□□	□□□	□□□	□□	□□□□	□□□□	□□□	□□	101.0#		1504
T Base	30 x 54"	PINR3054H42	□□□	□□□	□□□	□□□	□□□	□□	□□□□	□□□□	□□□	□□	107.0#		1630
T Base	30 x 60"	PINR3060H42	□□□	□□□	□□□	□□□	□□□	□□	□□□□	□□□□	□□□	□□	116.0#		1648
T Base	30 x 66"	PINR3066H42	□□□	□□□	□□□	□□□	□□□	□□	□□□□	□□□□	□□□	□□	122.0#		1706
T Base	30 x 72"	PINR3072H42	□□□	□□□	□□□	□□□	□□□	□□	□□□□	□□□□	□□□	□□	131.0#		1744

HOW TO ORDER

Indicate the following information on order form:
1. Quantity of each item.
2. Model number, including options. See "How To Build a Model Number".
3. Any special service required.

Note: • The □ indicates that a choice is required.
- The absence of the □ indicates that no choice is required.
- Alpha-numeric characters in place of □ indicate that no other alternatives are available.

HOW TO BUILD A MODEL NUMBER

Ⓐ Select basic model.

Ⓑ Select edge style.
- **74P** - 74P edge

Ⓒ Select power option.
- **NNN** - No grommets, PowerUp, wire management/No cutouts
- **WMO** - Wire management only-no cutouts; add $64
- **1VG** - One grommet for Villa; add $271
- **1PG** - One plastic grommet; add $209
- **1PU** - One PowerUp module; add $334
- **1VM** - One Villa module w/dual USB-A; add $592
- **MD1** - Module, Dean in-surface w/USB-A/C (1) ; add $354
- **MB1** - Module, Dubbel under-surface w/ dual USB-A/C (1); add $264
- **MA1** - Module, Nacre in-surface w/USB-A/C (1); add $420
- **MO1** - Module, Node in-surface w/USB-A/C (1) ; add $264

Ⓓ Select modesty panel.
- **NMP** - No modesty panel
- **PMP** - Polyester felt modesty panel; add $265

On 30"D tables, modesty panels only available if no power (NNN) is selected.

Ⓔ Select edge color.
Refer to the **Product Color Options** page in this price list.
Edge color offerings are based on edge style selections.

Ⓕ Select surface finish.
Refer to the **Product Color Options** page in this price list.

Ⓖ Select leg finish.
Refer to the **Product Color Options** page in this price list.

Ⓗ Select grommet/module color.
- **GA1** - Grommet, Nacre (1); add $209
- **GD1** - Grommet, Dean (1); add $209
- **GO1** - Grommet, Node (1); add $144

CORD LENGTH: 9' or 15' is optional on all module options.

WIRE MANAGEMENT: All options except NNN include vertical and horizontal wire management.

Refer to the **Product Color Options** page in this price list.

Ⓘ Select modesty panel color (only if polyester felt panel is chosen).
Refer to the **Product Color Options** page in this price list.

Ⓙ Select base.
- **4EC** - 4 casters
- **4GB** - 4 black glides

Casters=2 locking/2 non-locking, black wheel, silver hub

Ⓚ Select cord length (feet).
- **15** - 15' cord length
- **9** - 9' cord length

INFORMATION

Contact KI Customer Service for specific models that are UL listed.

SPECIAL SERVICES

Special Carton Marking

With specially marked information N/C

Shipping

Ships **knocked down, FOB Bonduel, WI 54107, freight prepaid.** Freight class 125.

Specifications and prices are subject to change without prior notice.

Pirouette® Tables - Fixed Height Base

Nesting Top-Chevron-29" High (Standard Height)

Pirouette® Tables - Fixed Height Base
Nesting Top-Chevron-29" High (Standard Height)

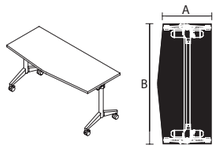

PINT

Chevron Tables - 18"D

- Tables are designed for maximum leg spacing for the length of the table
- Chrome bases will have polished aluminum foot covers and polished aluminum vertical wire managers (when applicable)
- Gangers ordered separately
- Nesting base at 29" high

PINT

Chevron Tables - 24"D

- Tables are designed for maximum leg spacing for the length of the table
- Chrome bases will have polished aluminum foot covers and polished aluminum vertical wire managers (when applicable)
- Gangers ordered separately
- Nesting base at 29" high

		MODEL NUMBER												
Features	**A x B**	Basic Model	Edge Style	Power Option	Modesty Panel	Edge Color	Surface Finish	Leg Finish	Grommet/ Module Color	Polyester Modesty Panel Color	Base	Cord (feet)	Approx. Packaged Weight	74P Edge (74P)
		Ⓐ	**Ⓑ**	**Ⓒ**	**Ⓓ**	**Ⓔ**	**Ⓕ**	**Ⓖ**	**Ⓗ**	**Ⓘ**	**Ⓙ**	**Ⓚ**		
T Base	18 x 60"	PINCV1860	□□□	□□□	□□□	□□□	□□□	□□	□□□□	□□□□	□□□	□□	89.0#	$ 1307
T Base	18 x 72"	PINCV1872	□□□	□□□	□□□	□□□	□□□	□□	□□□□	□□□□	□□□	□□	100.0#	1423
T Base	24 x 60"	PINCV2460	□□□	□□□	□□□	□□□	□□□	□□	□□□□	□□□□	□□□	□□	103.0#	$ 1407
T Base	24 x 72"	PINCV2472	□□□	□□□	□□□	□□□	□□□	□□	□□□□	□□□□	□□□	□□	117.0#	1490

HOW TO ORDER

Indicate the following information on order form:
1. Quantity of each item.
2. Model number, including options. See "How To Build a Model Number".
3. Any special service required.

Note: • The □ indicates that a choice is required.
- The absence of the □ indicates that no choice is required.
- Alpha-numeric characters in place of □ indicate that no other alternatives are available.

HOW TO BUILD A MODEL NUMBER

Ⓐ Select basic model.

Ⓑ Select edge style.
- **74P** - 74P edge

Ⓒ Select power option.
- **NNN** - No grommets, PowerUp, wire management/No cutouts
- **WMO** - Wire management only-no cutouts; add $64
- **1VG** - One grommet for Villa; add $271
- **1PG** - One plastic grommet; add $209
- **1PU** - One PowerUp module; add $334
- **1VM** - One Villa module w/dual USB-A; add $592
- **MA1** - Module, Nacre in-surface w/USB-A/C (1); add $420
- **MB1** - Module, Dubbel under-surface w/ dual USB-A/C (1); add $264
- **MD1** - Module, Dean in-surface w/USB-A/C (1) ; add $354
- **MO1** - Module, Node in-surface w/USB-A/C (1) ; add $264

Ⓓ Select modesty panel.
- **FMP** - Fabric modesty panel; add $364
- **NMP** - No modesty panel
- **PMP** - Polyester felt modesty panel; add $182

Ⓔ Select edge color.
Refer to the **Product Color Options** page in this price list.
Edge color offerings are based on edge style selections.

Ⓕ Select surface finish.
Refer to the **Product Color Options** page in this price list.

Ⓖ Select leg finish.
Refer to the **Product Color Options** page in this price list.

Ⓗ Select grommet/module color.
Refer to the **Product Color Options** page in this price list.
- **GA1** - Grommet, Nacre (1); add $209
- **GD1** - Grommet, Dean (1); add $209
- **GO1** - Grommet, Node (1); add $144

CORD LENGTH: 9' or 15' is optional on all module options.

WIRE MANAGEMENT: All options except NNN include vertical and horizontal wire management.

Ⓘ Select modesty panel color (only if polyester felt panel is chosen).
Refer to the **Product Color Options** page in this price list.

Ⓙ Select base.
- **4EC** - 4 casters
- **4GB** - 4 black glides

Casters=2 locking/2 non-locking, black wheel, silver hub

Ⓚ Select cord length (feet).
- **15** - 15' cord length
- **9** - 9' cord length

INFORMATION

Contact KI Customer Service for specific models that are UL listed.

SPECIAL SERVICES

Special Carton Marking

With specially marked information N/C

Shipping

Ships **knocked down, FOB Bonduel, WI 54107, freight prepaid.** Freight class 125.

Specifications and prices are subject to change without prior notice.

Pirouette® Tables - Fixed Height Base

Nesting Top-Chevron-29" High (Standard Height)

Pirouette® Tables - Fixed Height Base
Nesting Top-Chevron-29" High (Standard Height)

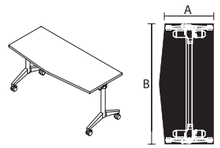

PINT

Chevron Tables - 30"D

- Tables are designed for maximum leg spacing for the length of the table
- Chrome bases will have polished aluminum foot covers and polished aluminum vertical wire managers (when applicable)
- Gangers ordered separately
- Nesting base at 29" high

	Features	A x B	MODEL NUMBER Basic Model	Edge Style	Power Option	Modesty Panel	Edge Color	Surface Finish	Leg Finish	Grommet/ Module Color	Polyester Modesty Panel Color	Base	Cord (feet)	Approx. Packaged Weight	74P Edge (74P)
	T Base	30 x 60"	PINCV3060	□□□	□□□	□□□	□□□	□□□	□□	□□□□	□□□□	□□□	□□	115.0#	$ 1557
	T Base	30 x 72"	PINCV3072	□□□	□□□	□□□	□□□	□□□	□□	□□□□	□□□□	□□□	□□	131.0#	1684
			Ⓐ	Ⓑ	Ⓒ	Ⓓ	Ⓔ	Ⓕ	Ⓖ	Ⓗ	Ⓘ	Ⓙ	Ⓚ		

HOW TO ORDER

Indicate the following information on order form:
1. Quantity of each item.
2. Model number, including options. See "How To Build a Model Number".
3. Any special service required.

Note: • The □ indicates that a choice is required.
- The absence of the □ indicates that no choice is required.
- Alpha-numeric characters in place of □ indicate that no other alternatives are available.

HOW TO BUILD A MODEL NUMBER

Ⓐ Select basic model.

Ⓑ Select edge style.

74P	- 74P edge

Ⓒ Select power option.

NNN	- No grommets, PowerUp, wire management/No cutouts
WMO	- Wire management only-no cutouts; add $64
1VG	- One grommet for Villa; add $271
1PG	- One plastic grommet; add $209
1PU	- One PowerUp module; add $334
1VM	- One Villa module w/dual USB-A; add $592
MA1	- Module, Nacre in-surface w/USB-A/C (1); add $420
MB1	- Module, Dubbel under-surface w/ dual USB-A/C (1); add $264
MD1	- Module, Dean in-surface w/USB-A/C (1) ; add $354
MO1	- Module, Node in-surface w/USB-A/C (1) ; add $264
GA1	- Grommet, Nacre (1); add $209
GD1	- Grommet, Dean (1); add $209
GO1	- Grommet, Node (1); add $144

CORD LENGTH: 9' or 15' is optional on all module options.

WIRE MANAGEMENT: All options except NNN include vertical and horizontal wire management.

Ⓓ Select modesty panel.

FMP	- Fabric modesty panel; add $364
NMP	- No modesty panel
PMP	- Polyester felt modesty panel; add $182

On 30"D tables, modesty panels only available if no power (NNN) is selected.

Ⓔ Select edge color.
Refer to the **Product Color Options** page in this price list.
Edge color offerings are based on edge style selections.

Ⓕ Select surface finish.
Refer to the **Product Color Options** page in this price list.

Ⓖ Select leg finish.
Refer to the **Product Color Options** page in this price list.

Ⓗ Select grommet/module color.
Refer to the **Product Color Options** page in this price list.

Ⓘ Select modesty panel color (only if polyester felt panel is chosen).
Refer to the **Product Color Options** page in this price list.

Ⓙ Select base.

4EC	- 4 casters
4GB	- 4 black glides

Casters=2 locking/2 non-locking, black wheel, silver hub

Ⓚ Select cord length (feet).

15	- 15' cord length
9	- 9' cord length

INFORMATION

Contact KI Customer Service for specific models that are UL listed.

SPECIAL SERVICES

Special Carton Marking

With specially marked information N/C

Shipping

Ships **knocked down, FOB Bonduel, WI 54107, freight prepaid.** Freight class 125.

Specifications and prices are subject to change without prior notice.

Pirouette® Tables - Fixed Height Base

Nesting Top-Chevron-36" High (Counter Height)

Pirouette® Tables - Fixed Height Base

Nesting Top-Chevron-36" High (Counter Height)

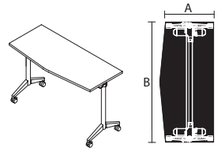

PIN3

Chevron Tables - 24"D

- Tables are designed for maximum leg spacing for the length of the table
- Chrome bases will have polished aluminum foot covers and polished aluminum vertical wire managers (when applicable)
- Gangers ordered separately
- Recommended chair height for 36"H table is 24" stool
- Nesting base at 36" high

Chevron Tables - 30"D

- Tables are designed for maximum leg spacing for the length of the table
- Chrome bases will have polished aluminum foot covers and polished aluminum vertical wire managers (when applicable)
- Gangers ordered separately
- Recommended chair height for 36"H table is 24" stool
- Nesting base at 36" high

	Features	A x B	MODEL NUMBER Basic Model	Edge Style	Power Option	Modesty Panel	Edge Color	Surface Finish	Leg Finish	Grommet/ Module Color	Polyester Modesty Panel Color	Base	Cord (feet)	Approx. Packaged Weight	74P Edge (74P)
	T Base	24 x 60"	PINCV2460H36	□□□	□□□	□□□	□□□	□□□	□□	□□□□	□□□□	□□□	□□	105.0#	$ 1465
	T Base	24 x 72"	PINCV2472H36	□□□	□□□	□□□	□□□	□□□	□□	□□□□	□□□□	□□□	□□	119.0#	1554
	T Base	30 x 60"	PINCV3060H36	□□□	□□□	□□□	□□□	□□□	□□	□□□□	□□□□	□□□	□□	117.0#	$ 1648
PIN3	T Base	30 x 72"	PINCV3072H36	□□□	□□□	□□□	□□□	□□□	□□	□□□□	□□□□	□□□	□□	133.0#	1777

Ⓐ Ⓑ Ⓒ Ⓓ Ⓔ Ⓕ Ⓖ Ⓗ Ⓘ Ⓙ Ⓚ

HOW TO ORDER

Indicate the following information on order form:
1. Quantity of each item.
2. Model number, including options. See "How To Build a Model Number".
3. Any special service required.

Note: • The □ indicates that a choice is required.
- The absence of the □ indicates that no choice is required.
- Alpha-numeric characters in place of □ indicate that no other alternatives are available.

HOW TO BUILD A MODEL NUMBER

Ⓐ Select basic model.

Ⓑ Select edge style.

74P	- 74P edge

Ⓒ Select power option.

NNN	- No grommets, PowerUp, wire management/No cutouts
WMO	- Wire management only-no cutouts; add $64
1VG	- One grommet for Villa; add $271
1PG	- One plastic grommet; add $209
1PU	- One PowerUp module; add $334
1VM	- One Villa module w/dual USB-A; add $592
MD1	- Module, Dean in-surface w/USB-A/C (1) ; add $354
MB1	- Module, Dubbel under-surface w/ dual USB-A/C (1); add $264
MA1	- Module, Nacre in-surface w/USB-A/C (1); add $420
MO1	- Module, Node in-surface w/USB-A/C (1) ; add $264
GA1	- Grommet, Nacre (1); add $209
GD1	- Grommet, Dean (1); add $209
GO1	- Grommet, Node (1); add $144

CORD LENGTH: 9' or 15' is optional on all module options.

WIRE MANAGEMENT: All options except NNN include vertical and horizontal wire management.

Ⓓ Select modesty panel.

NMP	- No modesty panel
PMP	- Polyester felt modesty panel; add $265

On 30"D tables, modesty panels only available if no power (NNN) is selected.

Ⓔ Select edge color.
Refer to the **Product Color Options** page in this price list.
Edge color offerings are based on edge style selections.

Ⓕ Select surface finish.
Refer to the **Product Color Options** page in this price list.

Ⓖ Select leg finish.
Refer to the **Product Color Options** page in this price list.

Ⓗ Select grommet/module color.
Refer to the **Product Color Options** page in this price list.

Ⓘ Select modesty panel color (only if polyester felt panel is chosen).
Refer to the **Product Color Options** page in this price list.

Ⓙ Select base.

4EC	- 4 casters
4GB	- 4 black glides

Casters=2 locking/2 non-locking, black wheel, silver hub

Ⓚ Select cord length (feet).

15	- 15' cord length
9	- 9' cord length

INFORMATION

Contact KI Customer Service for specific models that are UL listed.

SPECIAL SERVICES

Special Carton Marking

With specially marked information N/C

Shipping

Ships **knocked down, FOB Bonduel, WI 54107, freight prepaid.** Freight class 125.

Specifications and prices are subject to change without prior notice.

Pirouette® Tables - Fixed Height Base

Nesting Top-Chevron-42" High (Cafe Height)

Pirouette® Tables - Fixed Height Base

Nesting Top-Chevron-42" High (Cafe Height)

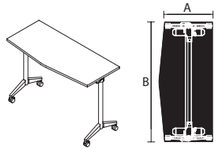

PIN4

Chevron Tables - 24"D

- Tables are designed for maximum leg spacing for the length of the table
- Chrome bases will have polished aluminum foot covers and polished aluminum vertical wire managers (when applicable)
- Gangers ordered separately
- Recommended chair height for 42"H table is 30" stool
- Nesting base at 42" high

PIN4

Chevron Tables - 30"D

- Tables are designed for maximum leg spacing for the length of the table
- Chrome bases will have polished aluminum foot covers and polished aluminum vertical wire managers (when applicable)
- Gangers ordered separately
- Recommended chair height for 42"H table is 30" stool
- Nesting base at 42" high

	Features	A x B	MODEL NUMBER Basic Model	Edge Style	Power Option	Modesty Panel	Edge Color	Surface Finish	Leg Finish	Grommet/ Module Color	Polyester Modesty Panel Color	Base	Cord (feet)	Approx. Packaged Weight	74P Edge (74P)
	T Base	24 x 60"	PINCV2460H42	□□□	□□□	□□□	□□□	□□□	□□	□□□□	□□□□	□□□	□□	107.0#	$ 1519
	T Base	24 x 72"	PINCV2472H42	□□□	□□□	□□□	□□□	□□□	□□	□□□□	□□□□	□□□	□□	121.0#	1605
	T Base	30 x 60"	PINCV3060H42	□□□	□□□	□□□	□□□	□□□	□□	□□□□	□□□□	□□□	□□	119.0#	$ 1702
	T Base	30 x 72"	PINCV3072H42	□□□	□□□	□□□	□□□	□□□	□□	□□□□	□□□□	□□□	□□	135.0#	1829

Ⓐ Ⓑ Ⓒ Ⓓ Ⓔ Ⓕ Ⓖ Ⓗ Ⓘ Ⓙ Ⓚ

HOW TO ORDER

Indicate the following information on order form:
1. Quantity of each item.
2. Model number, including options. See "How To Build a Model Number".
3. Any special service required.

Note: • The □ indicates that a choice is required.
- The absence of the □ indicates that no choice is required.
- Alpha-numeric characters in place of □ indicate that no other alternatives are available.

HOW TO BUILD A MODEL NUMBER

Ⓐ Select basic model.

Ⓑ Select edge style.

74P	- 74P edge

Ⓒ Select power option.

NNN	- No grommets, PowerUp, wire management/No cutouts
WMO	- Wire management only-no cutouts; add $64
1VG	- One grommet for Villa; add $271
1PG	- One plastic grommet; add $209
1PU	- One PowerUp module; add $334
1VM	- One Villa module w/dual USB-A; add $592
MD1	- Module, Dean in-surface w/USB-A/C (1) ; add $354
MB1	- Module, Dubbel under-surface w/ dual USB-A/C (1); add $264
MA1	- Module, Nacre in-surface w/USB-A/C (1); add $420
MO1	- Module, Node in-surface w/USB-A/C (1) ; add $264
GA1	- Grommet, Nacre (1); add $209
GD1	- Grommet, Dean (1); add $209
GO1	- Grommet, Node (1); add $144

CORD LENGTH: 9' or 15' is optional on all module options.

WIRE MANAGEMENT: All options except NNN include vertical and horizontal wire management.

Ⓓ Select modesty panel.

NMP	- No modesty panel
PMP	- Polyester felt modesty panel; add $265

On 30"D tables, modesty panels only available if no power (NNN) is selected.

Ⓔ Select edge color.
Refer to the **Product Color Options** page in this price list.
Edge color offerings are based on edge style selections.

Ⓕ Select surface finish.
Refer to the **Product Color Options** page in this price list.

Ⓖ Select leg finish.
Refer to the **Product Color Options** page in this price list.

Ⓗ Select grommet/module color.
Refer to the **Product Color Options** page in this price list.

Ⓘ Select modesty panel color (only if polyester felt panel is chosen).
Refer to the **Product Color Options** page in this price list.

Ⓙ Select base.

4EC	- 4 casters
4GB	- 4 black glides

Casters=2 locking/2 non-locking, black wheel, silver hub

Ⓚ Select cord length (feet).

15	- 15' cord length
9	- 9' cord length

INFORMATION

Contact KI Customer Service for specific models that are UL listed.

SPECIAL SERVICES

Special Carton Marking

With specially marked information N/C

Shipping

Ships **knocked down, FOB Bonduel, WI 54107, freight prepaid.** Freight class 125.

Specifications and prices are subject to change without prior notice.

Pirouette® Tables - Fixed Height Base

Nesting Top-Double Chevron-29" High (Standard Height)

Pirouette® Tables - Fixed Height Base
Nesting Top-Double Chevron-29" High (Standard Height)

	MODEL	Features	A x B x C	MODEL NUMBER: Basic Model	Edge Style	Power Option	Modesty Panel	Edge Color	Surface Finish	Leg Finish	Base	Approx. Packaged Weight	74P Edge (74P)
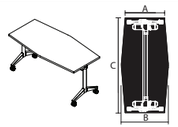 PINT	**Double Chevron Tables - 24"D** • Tables are designed for maximum leg spacing for the length of the table • Chrome bases will have polished aluminum foot covers and polished aluminum vertical wire managers (when applicable) • Gangers ordered separately • Nesting base at 29" high	T Base	24 x 30 x 60"	PINDC2460	□□□	NNN	NMP	□□□	□□□	□□	□□□	106.0#	$ 1577
		T Base	24 x 30 x 72"	PINDC2472	□□□	NNN	NMP	□□□	□□□	□□	□□□	121.0#	1706
PINT	**Double Chevron Tables - 30"D** • Tables are designed for maximum leg spacing for the length of the table • Chrome bases will have polished aluminum foot covers and polished aluminum vertical wire managers (when applicable) • Gangers ordered separately • Nesting base at 29" high	T Base	30 x 36 x 60"	PINDC3060	□□□	NNN	NMP	□□□	□□□	□□	□□□	118.0#	$ 1779
		T Base	30 x 36 x 72"	PINDC3072	□□□	NNN	NMP	□□□	□□□	□□	□□□	135.0#	1947
				Ⓐ	Ⓑ	Ⓒ	Ⓓ	Ⓔ	Ⓕ	Ⓖ	Ⓗ		

HOW TO ORDER

Indicate the following information on order form:
1. Quantity of each item.
2. Model number, including options. See "How To Build a Model Number".
3. Any special service required.

Note: • The □ indicates that a choice is required.
• The absence of the □ indicates that no choice is required.
• Alpha-numeric characters in place of □ indicate that no other alternatives are available.

HOW TO BUILD A MODEL NUMBER

Ⓐ Select basic model.

Ⓑ Select edge style.
74P - 74P edge

Ⓒ Select power option.
NNN - No grommets/No PowerUp/No wire management

Ⓓ Select modesty panel.
NMP - No modesty panel

Ⓔ Select edge color.
Refer to the **Product Color Options** page in this price list.
Edge color offerings are based on edge style selections.

Ⓕ Select surface finish.
Refer to the **Product Color Options** page in this price list.

Ⓖ Select leg finish.
Refer to the **Product Color Options** page in this price list.

Ⓗ Select base.
4EC - 4 casters
4GB - 4 black glides
Casters=2 locking/2 non-locking, black wheel, silver hub

SPECIAL SERVICES

Special Carton Marking

With specially marked information N/C

Shipping

Ships **knocked down, FOB Bonduel, WI 54107, freight prepaid.** Freight class 125.

Specifications and prices are subject to change without prior notice.

Pirouette® Tables - Fixed Height Base

Nesting Top-Double Chevron-29" High (Standard Height)

Pirouette® Tables - Fixed Height Base
Nesting Top-Double Chevron-29" High (Standard Height)

	MODEL	Features	A x B x C	MODEL NUMBER: Basic Model	Edge Style	Power Option	Modesty Panel	Edge Color	Surface Finish	Leg Finish	Base	Approx. Packaged Weight	74P Edge (74P)
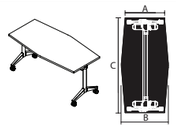	**Double Chevron Tables - 36"D** • Tables are designed for maximum leg spacing for the length of the table • Chrome bases will have polished aluminum foot covers and polished aluminum vertical wire managers (when applicable) • Gangers ordered separately • Nesting base at 29" high	T Base	36 x 42 x 60"	PINDC3660	□□□	NNN	NMP	□□□	□□□	□□	□□□	131.0#	$ 1862
PINT		T Base	36 x 42 x 72"	PINDC3672	□□□	NNN	NMP	□□□	□□□	□□	□□□	150.0#	1990
				Ⓐ	Ⓑ	Ⓒ	Ⓓ	Ⓔ	Ⓕ	Ⓖ	Ⓗ		

HOW TO ORDER

Indicate the following information on order form:
1. Quantity of each item.
2. Model number, including options. See "How To Build a Model Number".
3. Any special service required.

Note: • The □ indicates that a choice is required.
• The absence of the □ indicates that no choice is required.
• Alpha-numeric characters in place of □ indicate that no other alternatives are available.

HOW TO BUILD A MODEL NUMBER

Ⓐ Select basic model.

Ⓑ Select edge style.
74P - 74P edge

Ⓒ Select power option.
NNN - No grommets/No PowerUp/No wire management

Ⓓ Select modesty panel.
NMP - No modesty panel

Ⓔ Select edge color.
Refer to the **Product Color Options** page in this price list.
Edge color offerings are based on edge style selections.

Ⓕ Select surface finish.
Refer to the **Product Color Options** page in this price list.

Ⓖ Select leg finish.
Refer to the **Product Color Options** page in this price list.

Ⓗ Select base.
4EC - 4 casters
4GB - 4 black glides
Casters=2 locking/2 non-locking, black wheel, silver hub

SPECIAL SERVICES

Special Carton Marking

With specially marked information N/C

Shipping

Ships **knocked down, FOB Bonduel, WI 54107, freight prepaid.** Freight class 125.

Specifications and prices are subject to change without prior notice.

Pirouette® Tables - Fixed Height Base

Nesting Top-Round-29" High (Standard Height)

Pirouette® Tables - Fixed Height Base
Nesting Top-Round-29" High (Standard Height)

	MODEL	A	MODEL NUMBER: Basic Model	Edge Style	Power Option	Modesty Panel	Edge Color	Surface Finish	Leg Finish	Base	Approx. Packaged Weight	74P Edge (74P)
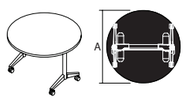 PINT	**Round Tables - 42"D** • Chrome bases will have polished aluminum foot covers • Nesting base at 29" high	42" Dia	PINRD42	□□□	NNN	NMP	□□□	□□□	□□	□□□	97.0#	$ 1427
PINT	**Round Tables - 48"D** • Chrome bases will have polished aluminum foot covers • Nesting base at 29" high	48" Dia	PINRD48	□□□	NNN	NMP	□□□	□□□	□□	□□□	112.0#	$ 1506
			Ⓐ	Ⓑ	Ⓒ	Ⓓ	Ⓔ	Ⓕ	Ⓖ	Ⓗ		

HOW TO ORDER

Indicate the following information on order form:
1. Quantity of each item.
2. Model number, including options. See "How To Build a Model Number".
3. Any special service required.

Note: • The □ indicates that a choice is required.
- The absence of the □ indicates that no choice is required.
- Alpha-numeric characters in place of □ indicate that no other alternatives are available.

HOW TO BUILD A MODEL NUMBER

Ⓐ Select basic model.

Ⓑ Select edge style.
74P - 74P edge

Ⓒ Select power option.
NNN - No grommets, PowerUp, wire management/No cutouts

Ⓓ Select modesty panel.
NMP - No modesty panel

Ⓔ Select edge color.
Refer to the **Product Color Options** page in this price list.
Edge color offerings are based on edge style selections.

Ⓕ Select surface finish.
Refer to the **Product Color Options** page in this price list.

Ⓖ Select leg finish.
Refer to the **Product Color Options** page in this price list.

Ⓗ Select base.
4EC - 4 casters
4GB - 4 black glides
Casters=2 locking/2 non-locking, black wheel, silver hub

SPECIAL SERVICES

Special Carton Marking

With specially marked information N/C

Shipping

Ships **knocked down, FOB Bonduel, WI 54107, freight prepaid.** Freight class 125.

Specifications and prices are subject to change without prior notice.

Pirouette® Tables - Fixed Height Base

Nesting Top-Scale Up-29" High (Standard Height)

Pirouette® Tables - Fixed Height Base
Nesting Top-Scale Up-29" High (Standard Height)

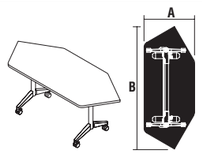

PINT

Scale Up Tables - 30"D

- 3 tables form an 84" dia pod design to seat up to 9 people
- Chrome bases will have polished aluminum foot covers and polished aluminum vertical wire managers (when applicable)
- Gangers ordered separately
- Nesting base at 29" high

	Features	A x B	MODEL NUMBER Basic Model	Edge Style	Power Option	Modesty Panel	Edge Color	Surface Finish	Leg Finish	Grommet/ Module Color	Base	Cord (feet)	Approx. Packaged Weight	74P Edge (74P)
	T Base	30 x 72"	PINS3072	□□□	□□□	NMP	□□□	□□□	□□	□□□□	□□□	□□	86.0#	$ 1595
				Ⓑ	Ⓒ	Ⓓ	Ⓔ	Ⓕ	Ⓖ	Ⓗ	Ⓘ	Ⓙ		

HOW TO ORDER

Indicate the following information on order form:
1. Quantity of each item.
2. Model number, including options. See "How To Build a Model Number".
3. Any special service required.

Note: • The □ indicates that a choice is required.
- The absence of the □ indicates that no choice is required.
- Alpha-numeric characters in place of □ indicate that no other alternatives are available.

HOW TO BUILD A MODEL NUMBER

Ⓐ Select basic model.

Ⓑ Select edge style.

74P	- 74P edge

Ⓒ Select power option.

NNN	- No grommets, PowerUp, wire management/No cutouts
WMO	- Wire management only-no cutouts; add $64
1VG	- One grommet for Villa; add $271
1PG	- One plastic grommet; add $209
1PU	- One PowerUp module; add $334
1VM	- One Villa module w/dual USB-A; add $592
MA1	- Module, Nacre in-surface w/USB-A/C (1); add $420
MB1	- Module, Dubbel under-surface w/ dual USB-A/C (1); add $264
MD1	- Module, Dean in-surface w/USB-A/C (1) ; add $354
MO1	- Module, Node in-surface w/USB-A/C (1) ; add $264
GA1	- Grommet, Nacre (1); add $209
GD1	- Grommet, Dean (1); add $209
GO1	- Grommet, Node (1); add $144

CORD LENGTH: 9' or 15' is optional on all module options.

WIRE MANAGEMENT: All options except NNN include vertical and horizontal wire management.

Ⓓ Select modesty panel.

NMP	- No modesty panel

Ⓔ Select edge color.
Refer to the **Product Color Options** page in this price list.
Edge color offerings are based on edge style selections.

Ⓕ Select surface finish.
Refer to the **Product Color Options** page in this price list.

Ⓖ Select leg finish.
Refer to the **Product Color Options** page in this price list.

Ⓗ Select grommet/module color.
Refer to the **Product Color Options** page in this price list.

Ⓘ Select base.

4EC	- 4 casters
4GB	- 4 black glides

Casters=2 locking/2 non-locking, black wheel, silver hub

Ⓙ Select cord length (feet).

15	- 15' cord length
9	- 9' cord length

INFORMATION

LEG CLEARANCE

Table Length	From Table Edge	Inside Leg
72"	13.125	42

INFORMATION

Contact KI Customer Service for specific models that are UL listed.

SPECIAL SERVICES

Special Carton Marking

With specially marked information	N/C

Shipping

Ships **knocked down, FOB Bonduel, WI 54107, freight prepaid.** Freight class 125.

Specifications and prices are subject to change without prior notice.

Pirouette® Tables - Fixed Height Base

Nesting Top-Half Round-29" High (Standard Height)

Pirouette® Tables - Fixed Height Base
Nesting Top-Half Round-29" High (Standard Height)

				MODEL NUMBER											
	MODEL	Features	A x B	Basic Model	Edge Style	Power Option	Modesty Panel	Edge Color	Surface Finish	Leg Finish	Base	Approx. Packaged Weight	74P Edge (74P)
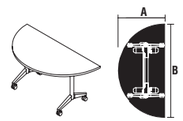	**Half Round Tables - 24"D** • Chrome bases will have polished aluminum foot covers • Gangers ordered separately • Nesting base at 29" high	T Base	24 x 48"	PINH48	□□□	NNN	NMP	□□□	□□□	□□	□□□	71.0#	$ 1223
PINT													
PINT	**Half Round Tables - 30"D** • Chrome bases will have polished aluminum foot covers • Gangers ordered separately • Nesting base at 29" high	T Base	30 x 60"	PINH60	□□□	NNN	NMP	□□□	□□□	□□	□□□	90.0#	$ 1398
PINT	**Half Round Tables - 36"D** • Chrome bases will have polished aluminum foot covers • Gangers ordered separately • Nesting base at 29" high	T Base	36 x 72"	PINH72	□□□	NNN	NMP	□□□	□□□	□□	□□□	113.0#	$ 1500
				Ⓐ	Ⓑ	Ⓒ	Ⓓ	Ⓔ	Ⓕ	Ⓖ	Ⓗ		

HOW TO ORDER

Indicate the following information on order form:
1. Quantity of each item.
2. Model number, including options. See "How To Build a Model Number".
3. Any special service required.

Note: • The □ indicates that a choice is required.
• The absence of the □ indicates that no choice is required.
• Alpha-numeric characters in place of □ indicate that no other alternatives are available.

HOW TO BUILD A MODEL NUMBER

Ⓐ Select basic model.

Ⓑ Select edge style.
74P - 74P edge

Ⓒ Select power option.
NNN - No grommets, PowerUp, wire management/No cutouts

Ⓓ Select modesty panel.
NMP - No modesty panel

Ⓔ Select edge color.
Refer to the **Product Color Options** page in this price list.
Edge color offerings are based on edge style selections.

Ⓕ Select surface finish.
Refer to the **Product Color Options** page in this price list.

Ⓖ Select leg finish.
Refer to the **Product Color Options** page in this price list.

Ⓗ Select base.
4EC - 4 casters
4GB - 4 black glides
Casters=2 locking/2 non-locking, black wheel, silver hub

INFORMATION

LEG CLEARANCE

Table Length	From Table Edge Point	Inside Leg
48"	6.75	30
60"	12.75	30
72"	12.75	42

SPECIAL SERVICES

Special Carton Marking

With specially marked information N/C

Shipping

Ships **knocked down, FOB Bonduel, WI 54107, freight prepaid.** Freight class 125.

Specifications and prices are subject to change without prior notice.

Pirouette® Tables - Fixed Height Base

Nesting Top-Trapezoid-29" High (Standard Height)

Pirouette® Tables - Fixed Height Base
Nesting Top-Trapezoid-29" High (Standard Height)

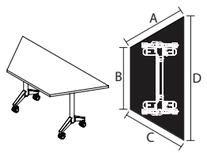

PINT

Trapezoid Tables - 26"D

- Chrome bases will have polished aluminum foot covers
- Gangers ordered separately
- Nesting base at 29" high

		MODEL NUMBER									
Features	**A x B x C x D**	Basic Model	Edge Style	Power Option	Modesty Panel	Edge Color	Surface Finish	Leg Finish	Base	Approx. Packaged Weight	74P Edge (74P)
T Base	30 x 30 x 30 x 60"	PINT3060	□□□	NNN	NMP	□□□	□□□	□□	□□□	82.0#	$ 1339
		Ⓐ	Ⓑ	Ⓒ	Ⓓ	Ⓔ	Ⓕ	Ⓖ	Ⓗ		

HOW TO ORDER

Indicate the following information on order form:
1. Quantity of each item.
2. Model number, including options. See "How To Build a Model Number".
3. Any special service required.

Note: • The □ indicates that a choice is required.
- The absence of the □ indicates that no choice is required.
- Alpha-numeric characters in place of □ indicate that no other alternatives are available.

HOW TO BUILD A MODEL NUMBER

Ⓐ Select basic model.

Ⓑ Select edge style.
74P - 74P edge

Ⓒ Select power option.
NNN - No grommets, PowerUp, wire management/No cutouts

Ⓓ Select modesty panel.
NMP - No modesty panel

Ⓔ Select edge color.
Refer to the **Product Color Options** page in this price list.
Edge color offerings are based on edge style selections.

Ⓕ Select surface finish.
Refer to the **Product Color Options** page in this price list.

Ⓖ Select leg finish.
Refer to the **Product Color Options** page in this price list.

Ⓗ Select base.
4EC - 4 casters
4GB - 4 black glides
Casters=2 locking/2 non-locking, black wheel, silver hub

INFORMATION

LEG CLEARANCE

Table Length / From Table Edge Point / Inside Leg
60" 12.75 30

SPECIAL SERVICES

Special Carton Marking

With specially marked information N/C

Shipping

Ships **knocked down, FOB Bonduel, WI 54107, freight prepaid.** Freight class 125.

Specifications and prices are subject to change without prior notice.

Pirouette® Tables w/Single Circuit Electrical - Fixed Height Base

Fixed Top-Rectangular-29" High (Training)

Pirouette® Tables w/Single Circuit Electrical - Fixed Height Base

Fixed Top-Rectangular-29" High (Training)

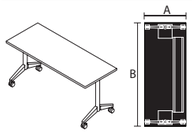

PAFT

Rectangle Table w/Single Circuit-24"D

- One grommet or module per table unit (or none with the A8U pick)
- A trough, velcro wire managers, gangers and all electrical accessories (excluding infeed kits and table-to-table jumpers) are included
- Infeed kits and table-to-table jumpers ordered separately
- Training tables are designed for maximum leg spacing for the length of the table
- Chrome bases have polished alum. foot covers/polished alum. vertical wire mgrs (when applicable)
- Fixed base at 29" high

PAFT

Rectangle Table w/Single Circuit-30"D

- One grommet or module per table unit (or none with the A8U pick)
- A trough, velcro wire managers, gangers and all electrical accessories (excluding infeed kits and table-to-table jumpers) are included
- Infeed kits and table-to-table jumpers ordered separately
- Training tables are designed for maximum leg spacing for the length of the table
- Chrome bases have polished alum. foot covers/polished alum. vertical wire mgrs (when applicable)
- Fixed base at 29" high

			MODEL NUMBER												Approx. Packaged Weight	74P Edge (74P)
	Features	**A x B**	Basic Model	Edge Style	Power Option	Modesty Panel	Edge Color	Surface Finish	Leg Finish	Module Color	Grommet Color	Polyester Modesty Panel Color	Base			
			A	**B**	**C**	**D**	**E**	**F**	**G**	**H**	**I**	**J**	**K**			
	T Base	24 X 36"	PAFR2436T	□□□	□□□	□□□	□□□	□□□	□□	□□□□	□□□□	□□□□	□□		55.0#	$ 862
	T Base	24 X 42"	PAFR2442T	□□□	□□□	□□□	□□□	□□□	□□	□□□□	□□□□	□□□□	□□		60.0#	896
	T Base	30 X 36"	PAFR3036T	□□□	□□□	□□□	□□□	□□□	□□	□□□□	□□□□	□□□□	□□		62.0#	$ 911
	T Base	30 X 42"	PAFR3042T	□□□	□□□	□□□	□□□	□□□	□□	□□□□	□□□□	□□□□	□□		68.0#	944

HOW TO ORDER

Indicate the following information on order form:
1. Quantity of each item.
2. Model number, including options. See "How To Build a Model Number".
3. Any special service required.

Note: • The □ indicates that a choice is required.
- The absence of the □ indicates that no choice is required.
- Alpha-numeric characters in place of □ indicate that no other alternatives are available.

HOW TO BUILD A MODEL NUMBER

A Select basic model.

B Select edge style.

74P	- 74P edge

C Select power option.

A8U	- Under-table Activ8 only (no cutout in table top); add $195
PGU	- Plastic grommet with under-table Activ8; add $208
VGU	- Grommet for Villa with under-table Activ8; add $306
PMN	- Activ8 PowerUp module (no under-table Activ8); add $285
VUN	- Activ8 Villa module w/USB (no under-table Activ8); add $772
PMA1	- Pattern module, Nacre in-surface (1) ; add $660
PMB1	- Pattern module, Dubbel under-surface (1) ; add $408
PMD1	- Pattern module, Dean in-surface (1) ; add $491
PMO1	- Pattern module, Node in-surface (1) ; add $384
PS1GA1	- Pattern black snap-in RPT (1) & grommet, Nacre (1); add $276
PS1MB1GA1	- Pattern black snap-in RPT (1), Pattern Dubbel under-surface (1) & grommet, Nacre (1); add $683

D Select modesty panel.

FMP	- Fabric modesty panel; add $364
NMP	- No modesty panel
PMP	- Polyester felt modesty panel; add $182

E Select edge color.
Refer to the **Product Color Options** page in this price list.
Edge color offerings are based on edge style selections.

F Select surface finish.
Refer to the **Product Color Options** page in this price list.

G Select leg finish.
Refer to the **Product Color Options** page in this price list.

H Select module color.
Refer to the **Product Color Options** page in this price list.

I Select grommet color.
Refer to the **Product Color Options** page in this price list.

J Select modesty panel color (only if polyester felt panel is chosen).
Refer to the **Product Color Options** page in this price list.

K Select base.

4EC	- 4 casters
4GB	- 4 black glides

Casters=2 locking/2 non-locking, black wheel, silver hub

INFORMATION

LEG CLEARANCE

Table Length /	From Table Edge /	Inside Leg
30"	1.5	22.75
36"	1.5	28.75
42"	1.5	34.75
48"	1.5	40.75
54"	1.5	46.75
60"	1.5	52.75
66"	1.5	58.75
72"	1.5	64.75

INFORMATION

Contact KI Customer Service for specific models that are UL listed.

SPECIAL SERVICES

Special Carton Marking

With specially marked information N/C

Shipping

Ships **knocked down, FOB Bonduel, WI 54107, freight prepaid.** Freight class 125.

Specifications and prices are subject to change without prior notice.

Pirouette® Tables w/Single Circuit Electrical - Fixed Height Base

Fixed Top-Rectangular-29" High (Training)

Pirouette® Tables w/Single Circuit Electrical - Fixed Height Base

Fixed Top-Rectangular-29" High (Training)

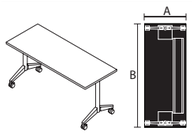

PAFT

Rectangle Table w/Single Circuit-36"D

- One grommet or module per table unit (or none with the A8U pick)
- A trough, velcro wire managers, gangers and all electrical accessories (excluding infeed kits and table-to-table jumpers) are included
- Infeed kits and table-to-table jumpers ordered separately
- Training tables are designed for maximum leg spacing for the length of the table
- Chrome bases have polished alum. foot covers/polished alum. vertical wire mgrs (when applicable)
- Fixed base at 29" high

	Features	A x B	MODEL NUMBER Basic Model	Edge Style	Power Option	Modesty Panel	Edge Color	Surface Finish	Leg Finish	Module Color	Grommet Color	Polyester Modesty Panel Color	Base	Approx. Packaged Weight	74P Edge (74P)
	T Base	36 X 36"	PAFR3636T	□□□	□□□	□□□	□□□	□□□	□□	□□□□	□□□□	□□□□	□□	72.0#	$ 1029
	T Base	36 X 42"	PAFR3642T	□□□	□□□	□□□	□□□	□□□	□□	□□□□	□□□□	□□□□	□□	78.0#	1076
			Ⓐ	Ⓑ	Ⓒ	Ⓓ	Ⓔ	Ⓕ	Ⓖ	Ⓗ	Ⓘ	Ⓙ	Ⓚ		

HOW TO ORDER

Indicate the following information on order form:
1. Quantity of each item.
2. Model number, including options. See "How To Build a Model Number".
3. Any special service required.

Note: • The □ indicates that a choice is required.
- The absence of the □ indicates that no choice is required.
- Alpha-numeric characters in place of □ indicate that no other alternatives are available.

HOW TO BUILD A MODEL NUMBER

Ⓐ Select basic model.

Ⓑ Select edge style.
- **74P** - 74P edge

Ⓒ Select power option.
- **A8U** - Under-table Activ8 only (no cutout in table top); add $195
- **PGU** - Plastic grommet with under-table Activ8; add $208
- **VGU** - Grommet for Villa with under-table Activ8; add $306
- **PMN** - Activ8 PowerUp module (no under-table Activ8); add $285
- **VUN** - Activ8 Villa module w/USB (no under-table Activ8); add $772
- **PMA1** - Pattern module, Nacre in-surface (1) ; add $660
- **PMB1** - Pattern module, Dubbel under-surface (1) ; add $408
- **PMD1** - Pattern module, Dean in-surface (1) ; add $491
- **PMO1** - Pattern module, Node in-surface (1) ; add $384
- **PS1GA1** - Pattern black snap-in RPT (1) & grommet, Nacre (1); add $276
- **PS1MB1GA1** - Pattern black snap-in RPT (1), Pattern Dubbel under-surface (1) & grommet, Nacre (1); add $683

Ⓓ Select modesty panel.
- **FMP** - Fabric modesty panel; add $364
- **NMP** - No modesty panel
- **PMP** - Polyester felt modesty panel; add $182

Ⓔ Select edge color.
Refer to the **Product Color Options** page in this price list.
Edge color offerings are based on edge style selections.

Ⓕ Select surface finish.
Refer to the **Product Color Options** page in this price list.

Ⓖ Select leg finish.
Refer to the **Product Color Options** page in this price list.

Ⓗ Select module color.
Refer to the **Product Color Options** page in this price list.

Ⓘ Select grommet color.
Refer to the **Product Color Options** page in this price list.

Ⓙ Select modesty panel color (only if polyester felt panel is chosen).
Refer to the **Product Color Options** page in this price list.

Ⓚ Select base.
- **4EC** - 4 casters
- **4GB** - 4 black glides

Casters=2 locking/2 non-locking, black wheel, silver hub

INFORMATION

LEG CLEARANCE

Table Length /	From Table Edge /	Inside Leg
30"	1.5	22.75
36"	1.5	28.75
42"	1.5	34.75
48"	1.5	40.75
54"	1.5	46.75
60"	1.5	52.75
66"	1.5	58.75
72"	1.5	64.75

INFORMATION

Contact KI Customer Service for specific models that are UL listed.

SPECIAL SERVICES

Special Carton Marking

With specially marked information	N/C

Shipping

Ships **knocked down, FOB Bonduel, WI 54107, freight prepaid.** Freight class 125.

Specifications and prices are subject to change without prior notice.

Pirouette® Tables w/Single Circuit Electrical - Fixed Height Base

Fixed Top-Rectangular-29" High (Training)

Pirouette® Tables w/Single Circuit Electrical - Fixed Height Base

Fixed Top-Rectangular-29" High (Training)

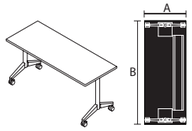

PAFT

Rectangle Table w/Single Circuit-24"D

- One grommet or module per table unit (or none with the A8U pick)
- A trough, velcro wire managers, gangers and all electrical accessories (excluding infeed kits and table-to-table jumpers) are included
- Infeed kits and table-to-table jumpers ordered separately
- Training tables are designed for maximum leg spacing for the length of the table
- Chrome bases have polished alum. foot covers/polished alum. vertical wire mgrs (when applicable)
- Fixed base at 29" high

PAFT

Rectangle Table w/Single Circuit-30"D

- One grommet or module per table unit (or none with the A8U pick)
- A trough, velcro wire managers, gangers and all electrical accessories (excluding infeed kits and table-to-table jumpers) are included
- Infeed kits and table-to-table jumpers ordered separately
- Training tables are designed for maximum leg spacing for the length of the table
- Chrome bases have polished alum. foot covers/polished alum. vertical wire mgrs (when applicable)
- Fixed base at 29" high

Features	A x B	MODEL NUMBER Basic Model	Edge Style Ⓑ	Power Option Ⓒ	Modesty Panel Ⓓ	Edge Color Ⓔ	Surface Finish Ⓕ	Leg Finish Ⓖ	Module Color Ⓗ	Grommet Color Ⓘ	Polyester Modesty Panel Color Ⓙ	Base Ⓚ	Approx. Packaged Weight	74P Edge (74P)
T Base	24 X 48"	PAFR2448T	□□□	□□□	□□□	□□□	□□□	□□	□□□□	□□□□	□□□□	□□	65.0#	$ 932
T Base	24 X 54"	PAFR2454T	□□□	□□□	□□□	□□□	□□□	□□	□□□□	□□□□	□□□□	□□	70.0#	977
T Base	24 X 60"	PAFR2460T	□□□	□□□	□□□	□□□	□□□	□□	□□□□	□□□□	□□□□	□□	74.0#	1032
T Base	24 X 66"	PAFR2466T	□□□	□□□	□□□	□□□	□□□	□□	□□□□	□□□□	□□□□	□□	79.0#	1074
T Base	24 X 72"	PAFR2472T	□□□	□□□	□□□	□□□	□□□	□□	□□□□	□□□□	□□□□	□□	88.0#	1127
T Base	30 X 48"	PAFR3048T	□□□	□□□	□□□	□□□	□□□	□□	□□□□	□□□□	□□□□	□□	74.0#	$ 977
T Base	30 X 54"	PAFR3054T	□□□	□□□	□□□	□□□	□□□	□□	□□□□	□□□□	□□□□	□□	80.0#	1039
T Base	30 X 60"	PAFR3060T	□□□	□□□	□□□	□□□	□□□	□□	□□□□	□□□□	□□□□	□□	86.0#	1093
T Base	30 X 66"	PAFR3066T	□□□	□□□	□□□	□□□	□□□	□□	□□□□	□□□□	□□□□	□□	92.0#	1133
T Base	30 X 72"	PAFR3072T	□□□	□□□	□□□	□□□	□□□	□□	□□□□	□□□□	□□□□	□□	102.0#	1195

Ⓐ Ⓑ Ⓒ Ⓓ Ⓔ Ⓕ Ⓖ Ⓗ Ⓘ Ⓙ Ⓚ

HOW TO ORDER

Indicate the following information on order form:
1. Quantity of each item.
2. Model number, including options. See "How To Build a Model Number".
3. Any special service required.

Note: • The □ indicates that a choice is required.
- The absence of the □ indicates that no choice is required.
- Alpha-numeric characters in place of □ indicate that no other alternatives are available.

HOW TO BUILD A MODEL NUMBER

Ⓐ Select basic model.

Ⓑ Select edge style.
- **74P** - 74P edge

Ⓒ Select power option.
- **A8U** - Under-table Activ8 only (no cutout in table top); add $410
- **PGU** - Plastic grommet with under-table Activ8; add $425
- **VGU** - Grommet for Villa with under-table Activ8; add $522
- **PMN** - Activ8 PowerUp module (no under-table Activ8); add $320
- **PMU** - Activ8 PowerUp module with under-table Activ8; add $634
- **VUN** - Activ8 Villa module w/USB (no under-table Activ8); add $807
- **VUU** - Activ8 Villa module w/USB & under-table Activ8; add $1141
- **PMA1** - Pattern module, Nacre in-surface (1) ; add $695
- **PMB1** - Pattern module, Dubbel under-surface (1) ; add $443
- **PMD1** - Pattern module, Dean in-surface (1) ; add $528
- **PMO1** - Pattern module, Node in-surface (1) ; add $414
- **PS2GA1** - Pattern black snap-in RPTs (2) & grommet, Nacre (1); add $443
- **PS2MB1GA1** - Pattern black snap-in RPT's (2), Pattern Dubbel under-surface (1) & grommet, Nacre (1); add $768

Ⓓ Select modesty panel.
- **FMP** - Fabric modesty panel; add $364
- **NMP** - No modesty panel
- **PMP** - Polyester felt modesty panel; add $182

Ⓔ Select edge color.
Refer to the **Product Color Options** page in this price list.
Edge color offerings are based on edge style selections.

Ⓕ Select surface finish.
Refer to the **Product Color Options** page in this price list.

Ⓖ Select leg finish.
Refer to the **Product Color Options** page in this price list.

Ⓗ Select module color.
Refer to the **Product Color Options** page in this price list.

Ⓘ Select grommet color.
Refer to the **Product Color Options** page in this price list.

Ⓙ Select modesty panel color (only if polyester felt panel is chosen).
Refer to the **Product Color Options** page in this price list.

Ⓚ Select base.
- **4EC** - 4 casters
- **4GB** - 4 black glides

Casters=2 locking/2 non-locking, black wheel, silver hub

INFORMATION

LEG CLEARANCE

Table Length	From Table Edge	Inside Leg
30"	1.5	22.75
36"	1.5	28.75
42"	1.5	34.75
48"	1.5	40.75
54"	1.5	46.75
60"	1.5	52.75
66"	1.5	58.75
72"	1.5	64.75

INFORMATION

Contact KI Customer Service for specific models that are UL listed.

SPECIAL SERVICES

Special Carton Marking

With specially marked information N/C

Shipping

Ships **knocked down, FOB Bonduel, WI 54107, freight prepaid.** Freight class 125.

Specifications and prices are subject to change without prior notice.

Pirouette® Tables w/Single Circuit Electrical - Fixed Height Base

Fixed Top-Rectangular-29" High (Training)

Pirouette® Tables w/Single Circuit Electrical - Fixed Height Base

Fixed Top-Rectangular-29" High (Training)

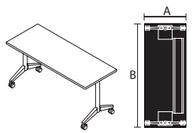

PAFT

Rectangle Table w/Single Circuit-36"D

- One grommet or module per table unit (or none with the A8U pick)
- A trough, velcro wire managers, gangers and all electrical accessories (excluding infeed kits and table-to-table jumpers) are included
- Infeed kits and table-to-table jumpers ordered separately
- Training tables are designed for maximum leg spacing for the length of the table
- Chrome bases have polished alum. foot covers/polished alum. vertical wire mgrs (when applicable)
- Fixed base at 29" high

		MODEL NUMBER											
Features	A x B	Basic Model	Edge Style	Power Option	Modesty Panel	Edge Color	Surface Finish	Leg Finish	Module Color	Grommet Color	Polyester Modesty Panel Color	Base	Approx. Packaged Weight	74P Edge (74P)
T Base	36 X 48"	PAFR3648T	□□□	□□□	□□□	□□□	□□□	□□	□□□□	□□□□	□□□□	□□	84.0#	$ 1123
T Base	36 X 54"	PAFR3654T	□□□	□□□	□□□	□□□	□□□	□□	□□□□	□□□□	□□□□	□□	90.0#	1237
T Base	36 X 60"	PAFR3660T	□□□	□□□	□□□	□□□	□□□	□□	□□□□	□□□□	□□□□	□□	96.0#	1270
T Base	36 X 66"	PAFR3666T	□□□	□□□	□□□	□□□	□□□	□□	□□□□	□□□□	□□□□	□□	102.0#	1288
T Base	36 X 72"	PAFR3672T	□□□	□□□	□□□	□□□	□□□	□□	□□□□	□□□□	□□□□	□□	112.0#	1320
		Ⓐ	Ⓑ	Ⓒ	Ⓓ	Ⓔ	Ⓕ	Ⓖ	Ⓗ	Ⓘ	Ⓙ	Ⓚ		

HOW TO ORDER

Indicate the following information on order form:
1. Quantity of each item.
2. Model number, including options. See "How To Build a Model Number".
3. Any special service required.

Note: • The □ indicates that a choice is required.
- The absence of the □ indicates that no choice is required.
- Alpha-numeric characters in place of □ indicate that no other alternatives are available.

HOW TO BUILD A MODEL NUMBER

Ⓐ Select basic model.

Ⓑ Select edge style.
- **74P** - 74P edge

Ⓒ Select power option.
- **A8U** - Under-table Activ8 only (no cutout in table top); add $410
- **PGU** - Plastic grommet with under-table Activ8; add $425
- **VGU** - Grommet for Villa with under-table Activ8; add $522
- **PMN** - Activ8 PowerUp module (no under-table Activ8); add $320
- **PMU** - Activ8 PowerUp module with under-table Activ8; add $634
- **VUN** - Activ8 Villa module w/USB (no under-table Activ8); add $807
- **VUU** - Activ8 Villa module w/USB & under-table Activ8; add $1141
- **PMA1** - Pattern module, Nacre in-surface (1) ; add $695
- **PMB1** - Pattern module, Dubbel under-surface (1) ; add $443
- **PMD1** - Pattern module, Dean in-surface (1) ; add $528
- **PMO1** - Pattern module, Node in-surface (1) ; add $414
- **PS2GA1** - Pattern black snap-in RPTs (2) & grommet, Nacre (1); add $443
- **PS2MB1GA1** - Pattern black snap-in RPT's (2), Pattern Dubbel under-surface (1) & grommet, Nacre (1); add $768

Ⓓ Select modesty panel.
- **FMP** - Fabric modesty panel; add $364
- **NMP** - No modesty panel
- **PMP** - Polyester felt modesty panel; add $182

Ⓔ Select edge color.
Refer to the **Product Color Options** page in this price list.
Edge color offerings are based on edge style selections.

Ⓕ Select surface finish.
Refer to the **Product Color Options** page in this price list.

Ⓖ Select leg finish.
Refer to the **Product Color Options** page in this price list.

Ⓗ Select module color.
Refer to the **Product Color Options** page in this price list.

Ⓘ Select grommet color.
Refer to the **Product Color Options** page in this price list.

Ⓙ Select modesty panel color (only if polyester felt panel is chosen).
Refer to the **Product Color Options** page in this price list.

Ⓚ Select base.
- **4EC** - 4 casters
- **4GB** - 4 black glides

Casters=2 locking/2 non-locking, black wheel, silver hub

INFORMATION

LEG CLEARANCE

Table Length /	From Table Edge /	Inside Leg
30"	1.5	22.75
36"	1.5	28.75
42"	1.5	34.75
48"	1.5	40.75
54"	1.5	46.75
60"	1.5	52.75
66"	1.5	58.75
72"	1.5	64.75

INFORMATION

Contact KI Customer Service for specific models that are UL listed.

SPECIAL SERVICES

Special Carton Marking

With specially marked information	N/C

Shipping

Ships **knocked down, FOB Bonduel, WI 54107, freight prepaid.** Freight class 125.

Specifications and prices are subject to change without prior notice.

Pirouette® Tables w/Single Circuit Electrical - Fixed Height Base

Fixed Top-Rectangular-29" High (Training)

Pirouette® Tables w/Single Circuit Electrical - Fixed Height Base

Fixed Top-Rectangular-29" High (Training)

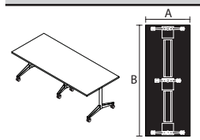

PAFT

Rectangle Table w/Single Circuit-36"D

- Two grommets or modules per table unit (or none with the A8U pick)
- Two troughs, velcro wire managers, gangers and all electrical accessories (excluding infeed kits and table-to-table jumpers) are included
- Infeed kits and table-to-table jumpers ordered separately
- Training tables are designed for maximum leg spacing for the length of the table
- Chrome bases have polished alum. foot covers/polished alum. vertical wire mgrs (when applicable)
- 84" and 96" table models have a third leg in the center
- Fixed base at 29" high

	Features	A x B	MODEL NUMBER Basic Model	Edge Style	Power Option	Modesty Panel	Edge Color	Surface Finish	Leg Finish	Module Color	Base	Approx. Packaged Weight	74P Edge (74P)
	Three Bases	36 X 84"	PAFR3684T	□□□	□□□	NMP	□□□	□□□	□□	□□□□	□□	145.0#	$ 1627
	Three Bases	36 X 96"	PAFR3696T	□□□	□□□	NMP	□□□	□□□	□□	□□□□	□□	159.0#	1632
			Ⓐ	Ⓑ	Ⓒ	Ⓓ	Ⓔ	Ⓕ	Ⓖ	Ⓗ	Ⓘ		

HOW TO ORDER

Indicate the following information on order form:
1. Quantity of each item.
2. Model number, including options. See "How To Build a Model Number".
3. Any special service required.

Note: • The □ indicates that a choice is required.
- The absence of the □ indicates that no choice is required.
- Alpha-numeric characters in place of □ indicate that no other alternatives are available.

HOW TO BUILD A MODEL NUMBER

Ⓐ Select basic model.

Ⓑ Select edge style.
- **74P** - 74P edge

Ⓒ Select power option.
- **A8U** - Under-table Activ8 only (no cutout in table top); add $461
- **PGU** - Plastic grommet with under-table Activ8; add $473
- **VGU** - Grommet for Villa with under-table Activ8; add $675
- **PMN** - Activ8 PowerUp module (no under-table Activ8); add $522
- **VUN** - Activ8 Villa module w/USB (no under-table Activ8); add $1510
- **PMA2** - Pattern modules, Nacre in-surface (2) ; add $1260
- **PMB2** - Pattern modules, Dubbel under-surface (2) ; add $815
- **PMD2** - Pattern modules, Dean in-surface (2) ; add $983
- **PMO2** - Pattern modules, Node in-surface (2) ; add $768

Ⓓ Select modesty panel.
- **NMP** - No modesty panel

Ⓔ Select edge color.
Refer to the **Product Color Options** page in this price list.
Edge color offerings are based on edge style selections.

Ⓕ Select surface finish.
Refer to the **Product Color Options** page in this price list.

Ⓖ Select leg finish.
Refer to the **Product Color Options** page in this price list.

Ⓗ Select module color.
Refer to the **Product Color Options** page in this price list.

Ⓘ Select base.
- **4EC** - 4 casters
- **4GB** - 4 black glides

Casters=2 locking/2 non-locking, black wheel, silver hub

INFORMATION

LEG CLEARANCE

Table Length /	From Table Edge /	Inside Leg
30"	1.5	22.75
36"	1.5	28.75
42"	1.5	34.75
48"	1.5	40.75
54"	1.5	46.75
60"	1.5	52.75
66"	1.5	58.75
72"	1.5	64.75

INFORMATION

Contact KI Customer Service for specific models that are UL listed.

SPECIAL SERVICES

Special Carton Marking

With specially marked information N/C

Shipping

Ships **knocked down, FOB Bonduel, WI 54107, freight prepaid.** Freight class 125.

Specifications and prices are subject to change without prior notice.

Pirouette® Tables w/Single Circuit Electrical - Fixed Height Base

Fixed Top-Rectangular-36" High (Counter Height)

Pirouette® Tables w/Single Circuit Electrical - Fixed Height Base

Fixed Top-Rectangular-36" High (Counter Height)

			MODEL NUMBER											Approx. Packaged Weight	74P Edge (74P)
	Features	A x B	Basic Model	Edge Style	Power Option	Modesty Panel	Edge Color	Surface Finish	Leg Finish	Module Color	Grommet Color	Polyester Modesty Panel Color	Base		
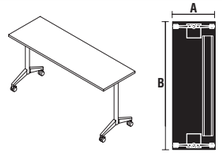	T Base	24 X 36"	PAFR2436H36	□□□	□□□	□□□	□□□	□□□	□□	□□□□	□□□□	□□□□	□□	57.0#	$ 994
	T Base	24 X 42"	PAFR2442H36	□□□	□□□	□□□	□□□	□□□	□□	□□□□	□□□□	□□□□	□□	62.0#	1014
			Ⓐ	Ⓑ	Ⓒ	Ⓓ	Ⓔ	Ⓕ	Ⓖ	Ⓗ	Ⓘ	Ⓙ	Ⓚ		

PAF3

Rectangle Table w/Single Circuit-24"D

- One grommet or module per table unit (or none with the A8U pick)
- A trough, velcro wire managers, gangers and all electrical accessories (excluding infeed kits and table-to-table jumpers) are included
- Infeed kits and table-to-table jumpers ordered separately
- Recommended chair height for 36"H table is 24" stool
- Tables are designed for maximum leg spacing for the length of the table
- Chrome bases have polished alum. foot covers/polished alum. vertical wire mgrs (when applicable)
- Fixed base at 36" high

HOW TO ORDER

Indicate the following information on order form:
1. Quantity of each item.
2. Model number, including options. See "How To Build a Model Number".
3. Any special service required.

Note: • The □ indicates that a choice is required.
- The absence of the □ indicates that no choice is required.
- Alpha-numeric characters in place of □ indicate that no other alternatives are available.

HOW TO BUILD A MODEL NUMBER

Ⓐ Select basic model.

Ⓑ Select edge style.

74P	- 74P edge

Ⓒ Select power option.

A8U	- Under-table Activ8 only (no cutout in table top); add $195
PGU	- Plastic grommet with under-table Activ8; add $208
VGU	- Grommet for Villa with under-table Activ8; add $306
PMN	- Activ8 PowerUp module (no under-table Activ8); add $285
VUN	- Activ8 Villa module w/USB (no under-table Activ8); add $772
PMA1	- Pattern module, Nacre in-surface (1) ; add $660
PMB1	- Pattern module, Dubbel under-surface (1) ; add $408
PMD1	- Pattern module, Dean in-surface (1) ; add $491
PMO1	- Pattern module, Node in-surface (1) ; add $384
PS1GA1	- Pattern black snap-in RPT (1) & grommet, Nacre (1); add $276
PS1MB1GA1	- Pattern black snap-in RPT (1), Pattern Dubbel under-surface (1) & grommet, Nacre (1); add $683

Ⓓ Select modesty panel.

NMP	- No modesty panel
PMP	- Polyester felt modesty panel; add $265

Ⓔ Select edge color.
Refer to the **Product Color Options** page in this price list.
Edge color offerings are based on edge style selections.

Ⓕ Select surface finish.
Refer to the **Product Color Options** page in this price list.

Ⓖ Select leg finish.
Refer to the **Product Color Options** page in this price list.

Ⓗ Select module color.
Refer to the **Product Color Options** page in this price list.

Ⓘ Select grommet color.
Refer to the **Product Color Options** page in this price list.

Ⓙ Select modesty panel color (only if polyester felt panel is chosen).
Refer to the **Product Color Options** page in this price list.

Ⓚ Select base.

4EC	- 4 casters
4GB	- 4 black glides

Casters=2 locking/2 non-locking, black wheel, silver hub

INFORMATION

Contact KI Customer Service for specific models that are UL listed.

SPECIAL SERVICES

Special Carton Marking

With specially marked information N/C

Shipping

Ships **knocked down, FOB Bonduel, WI 54107, freight prepaid.** Freight class 125.

Specifications and prices are subject to change without prior notice.

Pirouette® Tables w/Single Circuit Electrical - Fixed Height Base

Fixed Top-Rectangular-36” High (Counter Height)

Pirouette® Tables w/Single Circuit Electrical - Fixed Height Base

Fixed Top-Rectangular-36” High (Counter Height)

			MODEL NUMBER											Approx. Packaged Weight	74P Edge (74P)
	Features	A x B	Basic Model	Edge Style	Power Option	Modesty Panel	Edge Color	Surface Finish	Leg Finish	Module Color	Grommet Color	Polyester Modesty Panel Color	Base		
	T Base	30 X 36”	PAFR3036H36	□□□	□□□	□□□	□□□	□□□	□□	□□□□	□□□□	□□□□	□□	64.0#	$ 1080
	T Base	30 X 42”	PAFR3042H36	□□□	□□□	□□□	□□□	□□□	□□	□□□□	□□□□	□□□□	□□	70.0#	1148
			Ⓐ	Ⓑ	Ⓒ	Ⓓ	Ⓔ	Ⓕ	Ⓖ	Ⓗ	Ⓘ	Ⓙ	Ⓚ		

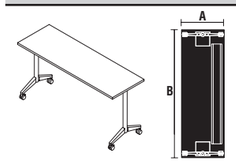

PAF3

Rectangle Table w/Single Circuit-30”D

- One grommet or module per table unit (or none with the A8U pick)
- A trough, velcro wire managers, gangers and all electrical accessories (excluding infeed kits and table-to-table jumpers) are included
- Infeed kits and table-to-table jumpers ordered separately
- Recommended chair height for 36”H table is 24” stool
- Tables are designed for maximum leg spacing for the length of the table
- Chrome bases have polished alum. foot covers/polished alum. vertical wire mgrs (when applicable)
- Fixed base at 36” high

HOW TO ORDER

Indicate the following information on order form:
1. Quantity of each item.
2. Model number, including options. See “How To Build a Model Number”.
3. Any special service required.

Note: • The □ indicates that a choice is required.
- The absence of the □ indicates that no choice is required.
- Alpha-numeric characters in place of □ indicate that no other alternatives are available.

HOW TO BUILD A MODEL NUMBER

Ⓐ Select basic model.

Ⓑ Select edge style.

74P	- 74P edge

Ⓒ Select power option.

A8U	- Under-table Activ8 only (no cutout in table top); add $195
PGU	- Plastic grommet with under-table Activ8; add $208
VGU	- Grommet for Villa with under-table Activ8; add $306
PMN	- Activ8 PowerUp module (no under-table Activ8); add $285
VUN	- Activ8 Villa module w/USB (no under-table Activ8); add $772
PMA1	- Pattern module, Nacre in-surface (1) ; add $660
PMB1	- Pattern module, Dubbel under-surface (1) ; add $408
PMD1	- Pattern module, Dean in-surface (1) ; add $491
PMO1	- Pattern module, Node in-surface (1) ; add $384
PS1GA1	- Pattern black snap-in RPT (1) & grommet, Nacre (1); add $276
PS1MB1GA1	- Pattern black snap-in RPT (1), Pattern Dubbel under-surface (1) & grommet, Nacre (1); add $683

Ⓓ Select modesty panel.

NMP	- No modesty panel
PMP	- Polyester felt modesty panel; add $265

Ⓔ Select edge color.
Refer to the **Product Color Options** page in this price list.
Edge color offerings are based on edge style selections.

Ⓕ Select surface finish.
Refer to the **Product Color Options** page in this price list.

Ⓖ Select leg finish.
Refer to the **Product Color Options** page in this price list.

Ⓗ Select module color.
Refer to the **Product Color Options** page in this price list.

Ⓘ Select grommet color.
Refer to the **Product Color Options** page in this price list.

Ⓙ Select modesty panel color (only if polyester felt panel is chosen).
Refer to the **Product Color Options** page in this price list.

Ⓚ Select base.

4EC	- 4 casters
4GB	- 4 black glides

Casters=2 locking/2 non-locking, black wheel, silver hub

INFORMATION

Contact KI Customer Service for specific models that are UL listed.

SPECIAL SERVICES

Special Carton Marking

With specially marked information	N/C

Shipping

Ships **knocked down, FOB Bonduel, WI 54107, freight prepaid.** Freight class 125.

Specifications and prices are subject to change without prior notice.

Pirouette® Tables w/Single Circuit Electrical - Fixed Height Base

Fixed Top-Rectangular-36" High (Counter Height)

Pirouette® Tables w/Single Circuit Electrical - Fixed Height Base

Fixed Top-Rectangular-36" High (Counter Height)

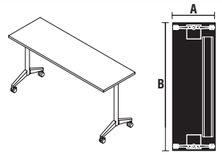

PAF3

Rectangle Table w/Single Circuit-24"D

- One grommet or module per table unit (or none with the A8U pick)
- A trough, velcro wire managers, gangers and all electrical accessories (excluding infeed kits and table-to-table jumpers) are included
- Infeed kits and table-to-table jumpers ordered separately
- Recommended chair height for 36"H table is 24" stool
- Tables are designed for maximum leg spacing for the length of the table
- Chrome bases have polished alum. foot covers/polished alum. vertical wire mgrs (when applicable)
- Fixed base at 36" high

	Features	A x B	MODEL NUMBER Basic Model	Edge Style	Power Option	Modesty Panel	Edge Color	Surface Finish	Leg Finish	Module Color	Grommet Color	Polyester Modesty Panel Color	Base	Approx. Packaged Weight	74P Edge (74P)
	T Base	24 X 48"	PAFR2448H36	□□□	□□□	□□□	□□□	□□□	□□	□□□□	□□□□	□□□□	□□	67.0#	$ 1049
	T Base	24 X 54"	PAFR2454H36	□□□	□□□	□□□	□□□	□□□	□□	□□□□	□□□□	□□□□	□□	72.0#	1147
	T Base	24 X 60"	PAFR2460H36	□□□	□□□	□□□	□□□	□□□	□□	□□□□	□□□□	□□□□	□□	76.0#	1147
	T Base	24 X 66"	PAFR2466H36	□□□	□□□	□□□	□□□	□□□	□□	□□□□	□□□□	□□□□	□□	81.0#	1260
	T Base	24 X 72"	PAFR2472H36	□□□	□□□	□□□	□□□	□□□	□□	□□□□	□□□□	□□□□	□□	90.0#	1260
				Ⓐ	Ⓑ	Ⓒ	Ⓓ	Ⓔ	Ⓕ	Ⓖ	Ⓗ	Ⓘ	Ⓙ	Ⓚ	

HOW TO ORDER

Indicate the following information on order form:
1. Quantity of each item.
2. Model number, including options. See "How To Build a Model Number".
3. Any special service required.

Note: • The □ indicates that a choice is required.
- The absence of the □ indicates that no choice is required.
- Alpha-numeric characters in place of □ indicate that no other alternatives are available.

HOW TO BUILD A MODEL NUMBER

Ⓐ Select basic model.

Ⓑ Select edge style.
- **74P** - 74P edge

Ⓒ Select power option.
- **A8U** - Under-table Activ8 only (no cutout in table top); add $410
- **PGU** - Plastic grommet with under-table Activ8; add $425
- **VGU** - Grommet for Villa with under-table Activ8; add $522
- **PMN** - Activ8 PowerUp module (no under-table Activ8); add $320
- **PMU** - Activ8 PowerUp module with under-table Activ8; add $634
- **VUN** - Activ8 Villa module w/USB (no under-table Activ8); add $807
- **VUU** - Activ8 Villa module w/USB & under-table Activ8; add $1141
- **PMA1** - Pattern module, Nacre in-surface (1) ; add $695
- **PMB1** - Pattern module, Dubbel under-surface (1) ; add $443
- **PMD1** - Pattern module, Dean in-surface (1) ; add $528
- **PMO1** - Pattern module, Node in-surface (1) ; add $414
- **PS2GA1** - Pattern black snap-in RPTs (2) & grommet, Nacre (1); add $443
- **PS2MB1GA1** - Pattern black snap-in RPT's (2), Pattern Dubbel under-surface (1) & grommet, Nacre (1); add $768

Ⓓ Select modesty panel.
- **NMP** - No modesty panel
- **PMP** - Polyester felt modesty panel; add $265

Ⓔ Select edge color.
Refer to the **Product Color Options** page in this price list.
Edge color offerings are based on edge style selections.

Ⓕ Select surface finish.
Refer to the **Product Color Options** page in this price list.

Ⓖ Select leg finish.
Refer to the **Product Color Options** page in this price list.

Ⓗ Select module color.
Refer to the **Product Color Options** page in this price list.

Ⓘ Select grommet color.
Refer to the **Product Color Options** page in this price list.

Ⓙ Select modesty panel color (only if polyester felt panel is chosen).
Refer to the **Product Color Options** page in this price list.

Ⓚ Select base.
- **4EC** - 4 casters
- **4GB** - 4 black glides

Casters=2 locking/2 non-locking, black wheel, silver hub

INFORMATION

Contact KI Customer Service for specific models that are UL listed.

SPECIAL SERVICES

Special Carton Marking

With specially marked information N/C

Shipping

Ships **knocked down, FOB Bonduel, WI 54107, freight prepaid.** Freight class 125.

Specifications and prices are subject to change without prior notice.

Pirouette® Tables w/Single Circuit Electrical - Fixed Height Base

Fixed Top-Rectangular-36" High (Counter Height)

Pirouette® Tables w/Single Circuit Electrical - Fixed Height Base

Fixed Top-Rectangular-36" High (Counter Height)

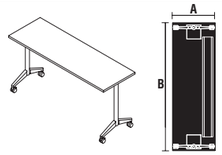

PAF3

Rectangle Table w/Single Circuit-30"D

- One grommet or module per table unit (or none with the A8U pick)
- A trough, velcro wire managers, gangers and all electrical accessories (excluding infeed kits and table-to-table jumpers) are included
- Infeed kits and table-to-table jumpers ordered separately
- Recommended chair height for 36"H table is 24" stool
- Tables are designed for maximum leg spacing for the length of the table
- Chrome bases have polished alum. foot covers/polished alum. vertical wire mgrs (when applicable)
- Fixed base at 36" high

	Features	A x B	MODEL NUMBER Basic Model	Edge Style	Power Option	Modesty Panel	Edge Color	Surface Finish	Leg Finish	Module Color	Grommet Color	Polyester Modesty Panel Color	Base	Approx. Packaged Weight	74P Edge (74P)
	T Base	30 X 48"	PAFR3048H36	□□□	□□□	□□□	□□□	□□□	□□	□□□□	□□□□	□□□□	□□	76.0#	$ 1148
	T Base	30 X 54"	PAFR3054H36	□□□	□□□	□□□	□□□	□□□	□□	□□□□	□□□□	□□□□	□□	82.0#	1275
	T Base	30 X 60"	PAFR3060H36	□□□	□□□	□□□	□□□	□□□	□□	□□□□	□□□□	□□□□	□□	88.0#	1275
	T Base	30 X 66"	PAFR3066H36	□□□	□□□	□□□	□□□	□□□	□□	□□□□	□□□□	□□□□	□□	94.0#	1331
	T Base	30 X 72"	PAFR3072H36	□□□	□□□	□□□	□□□	□□□	□□	□□□□	□□□□	□□□□	□□	104.0#	1352
				Ⓐ	Ⓑ	Ⓒ	Ⓓ	Ⓔ	Ⓕ	Ⓖ	Ⓗ	Ⓘ	Ⓙ	Ⓚ	

HOW TO ORDER

Indicate the following information on order form:
1. Quantity of each item.
2. Model number, including options. See "How To Build a Model Number".
3. Any special service required.

Note: • The □ indicates that a choice is required.
- The absence of the □ indicates that no choice is required.
- Alpha-numeric characters in place of □ indicate that no other alternatives are available.

HOW TO BUILD A MODEL NUMBER

Ⓐ Select basic model.

Ⓑ Select edge style.
- **74P** - 74P edge

Ⓒ Select power option.
- **A8U** - Under-table Activ8 only (no cutout in table top); add $410
- **PGU** - Plastic grommet with under-table Activ8; add $425
- **VGU** - Grommet for Villa with under-table Activ8; add $522
- **PMN** - Activ8 PowerUp module (no under-table Activ8); add $320
- **PMU** - Activ8 PowerUp module with under-table Activ8; add $634
- **VUN** - Activ8 Villa module w/USB (no under-table Activ8); add $807
- **VUU** - Activ8 Villa module w/USB & under-table Activ8; add $1141
- **PMA1** - Pattern module, Nacre in-surface (1) ; add $695
- **PMB1** - Pattern module, Dubbel under-surface (1) ; add $443
- **PMD1** - Pattern module, Dean in-surface (1) ; add $528
- **PMO1** - Pattern module, Node in-surface (1) ; add $414
- **PS2GA1** - Pattern black snap-in RPTs (2) & grommet, Nacre (1); add $443
- **PS2MB1GA1** - Pattern black snap-in RPT's (2), Pattern Dubbel under-surface (1) & grommet, Nacre (1); add $768

Ⓓ Select modesty panel.
- **NMP** - No modesty panel
- **PMP** - Polyester felt modesty panel; add $265

Ⓔ Select edge color.
Refer to the **Product Color Options** page in this price list.
Edge color offerings are based on edge style selections.

Ⓕ Select surface finish.
Refer to the **Product Color Options** page in this price list.

Ⓖ Select leg finish.
Refer to the **Product Color Options** page in this price list.

Ⓗ Select module color.
Refer to the **Product Color Options** page in this price list.

Ⓘ Select grommet color.
Refer to the **Product Color Options** page in this price list.

Ⓙ Select modesty panel color (only if polyester felt panel is chosen).
Refer to the **Product Color Options** page in this price list.

Ⓚ Select base.
- **4EC** - 4 casters
- **4GB** - 4 black glides

Casters=2 locking/2 non-locking, black wheel, silver hub

INFORMATION

Contact KI Customer Service for specific models that are UL listed.

SPECIAL SERVICES

Special Carton Marking

With specially marked information N/C

Shipping

Ships **knocked down, FOB Bonduel, WI 54107, freight prepaid.** Freight class 125.

Specifications and prices are subject to change without prior notice.

Pirouette® Tables w/Single Circuit Electrical - Fixed Height Base

Fixed Top-Rectangular-42" High (Cafe Height)

Pirouette® Tables w/Single Circuit Electrical - Fixed Height Base

Fixed Top-Rectangular-42" High (Cafe Height)

		MODEL NUMBER											Approx. Packaged Weight	74P Edge (74P)
Features	A x B	Basic Model	Edge Style	Power Option	Modesty Panel	Edge Color	Surface Finish	Leg Finish	Module Color	Grommet Color	Polyester Modesty Panel Color	Base		
T Base	24 X 36"	PAFR2436H42	□□□	□□□	□□□	□□□	□□□	□□	□□□□	□□□□	□□□□	□□	59.0#	$ 1003
T Base	24 X 42"	PAFR2442H42	□□□	□□□	□□□	□□□	□□□	□□	□□□□	□□□□	□□□□	□□	64.0#	1023
		Ⓐ	Ⓑ	Ⓒ	Ⓓ	Ⓔ	Ⓕ	Ⓖ	Ⓗ	Ⓘ	Ⓙ	Ⓚ		

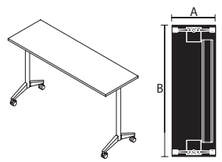

PAF4

Rectangle Table w/Single Circuit-24"D

- One grommet or module per table unit (or none with the A8U pick)
- A trough, velcro wire managers, gangers and all electrical accessories (excluding infeed kits and table-to-table jumpers) are included
- Infeed kits and table-to-table jumpers ordered separately
- Recommended chair height for 42"H table is 30" stool
- Tables are designed for maximum leg spacing for the length of the table
- Chrome bases have polished alum. foot covers/polished alum. vertical wire mgrs (when applicable)
- Fixed base at 42" high

HOW TO ORDER

Indicate the following information on order form:
1. Quantity of each item.
2. Model number, including options. See "How To Build a Model Number".
3. Any special service required.

Note: • The □ indicates that a choice is required.
- The absence of the □ indicates that no choice is required.
- Alpha-numeric characters in place of □ indicate that no other alternatives are available.

HOW TO BUILD A MODEL NUMBER

Ⓐ Select basic model.

Ⓑ Select edge style.
- **74P** - 74P edge

Ⓒ Select power option.
- **A8U** - Under-table Activ8 only (no cutout in table top); add $195
- **PGU** - Plastic grommet with under-table Activ8; add $208
- **VGU** - Grommet for Villa with under-table Activ8; add $306
- **PMN** - Activ8 PowerUp module (no under-table Activ8); add $285
- **VUN** - Activ8 Villa module w/USB (no under-table Activ8); add $772
- **PMA1** - Pattern module, Nacre in-surface (1) ; add $660
- **PMB1** - Pattern module, Dubbel under-surface (1) ; add $408
- **PMD1** - Pattern module, Dean in-surface (1) ; add $491
- **PMO1** - Pattern module, Node in-surface (1) ; add $384
- **PS1GA1** - Pattern black snap-in RPT (1) & grommet, Nacre (1); add $276
- **PS1MB1GA1** - Pattern black snap-in RPT (1), Pattern Dubbel under-surface (1) & grommet, Nacre (1); add $683

Ⓓ Select modesty panel.
- **NMP** - No modesty panel
- **PMP** - Polyester felt modesty panel; add $265

Ⓔ Select edge color.
Refer to the **Product Color Options** page in this price list.
Edge color offerings are based on edge style selections.

Ⓕ Select surface finish.
Refer to the **Product Color Options** page in this price list.

Ⓖ Select leg finish.
Refer to the **Product Color Options** page in this price list.

Ⓗ Select module color.
Refer to the **Product Color Options** page in this price list.

Ⓘ Select grommet color.
Refer to the **Product Color Options** page in this price list.

Ⓙ Select modesty panel color (only if polyester felt panel is chosen).
Refer to the **Product Color Options** page in this price list.

Ⓚ Select base.
- **4EC** - 4 casters
- **4GB** - 4 black glides

Casters=2 locking/2 non-locking, black wheel, silver hub

INFORMATION

Contact KI Customer Service for specific models that are UL listed.

SPECIAL SERVICES

Special Carton Marking

With specially marked information	N/C

Shipping

Ships **knocked down, FOB Bonduel, WI 54107, freight prepaid.** Freight class 125.

Specifications and prices are subject to change without prior notice.

Pirouette® Tables w/Single Circuit Electrical - Fixed Height Base

Fixed Top-Rectangular-42" High (Cafe Height)

Pirouette® Tables w/Single Circuit Electrical - Fixed Height Base

Fixed Top-Rectangular-42" High (Cafe Height)

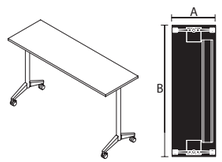

PAF4

Rectangle Table w/Single Circuit-30"D

- One grommet or module per table unit (or none with the A8U pick)
- A trough, velcro wire managers, gangers and all electrical accessories (excluding infeed kits and table-to-table jumpers) are included
- Infeed kits and table-to-table jumpers ordered separately
- Recommended chair height for 42"H table is 30" stool
- Tables are designed for maximum leg spacing for the length of the table
- Chrome bases have polished alum. foot covers/polished alum. vertical wire mgrs (when applicable)
- Fixed base at 42" high

		MODEL NUMBER												
Features	A x B	Basic Model	Edge Style	Power Option	Modesty Panel	Edge Color	Surface Finish	Leg Finish	Module Color	Grommet Color	Polyester Modesty Panel Color	Base	Approx. Packaged Weight	74P Edge (74P)
T Base	30 X 36"	PAFR3036H42	□□□	□□□	□□□	□□□	□□□	□□	□□□□	□□□□	□□□□	□□	66.0#	$ 1091
T Base	30 X 42"	PAFR3042H42	□□□	□□□	□□□	□□□	□□□	□□	□□□□	□□□□	□□□□	□□	72.0#	1160
		Ⓐ	Ⓑ	Ⓒ	Ⓓ	Ⓔ	Ⓕ	Ⓖ	Ⓗ	Ⓘ	Ⓙ	Ⓚ		

HOW TO ORDER

Indicate the following information on order form:
1. Quantity of each item.
2. Model number, including options. See "How To Build a Model Number".
3. Any special service required.

Note: • The □ indicates that a choice is required.
- The absence of the □ indicates that no choice is required.
- Alpha-numeric characters in place of □ indicate that no other alternatives are available.

HOW TO BUILD A MODEL NUMBER

Ⓐ Select basic model.

Ⓑ Select edge style.
- **74P** - 74P edge

Ⓒ Select power option.
- **A8U** - Under-table Activ8 only (no cutout in table top); add $195
- **PGU** - Plastic grommet with under-table Activ8; add $208
- **VGU** - Grommet for Villa with under-table Activ8; add $306
- **PMN** - Activ8 PowerUp module (no under-table Activ8); add $285
- **VUN** - Activ8 Villa module w/USB (no under-table Activ8); add $772
- **PMA1** - Pattern module, Nacre in-surface (1) ; add $660
- **PMB1** - Pattern module, Dubbel under-surface (1) ; add $408
- **PMD1** - Pattern module, Dean in-surface (1) ; add $491
- **PMO1** - Pattern module, Node in-surface (1) ; add $384
- **PS1GA1** - Pattern black snap-in RPT (1) & grommet, Nacre (1); add $276
- **PS1MB1GA1** - Pattern black snap-in RPT (1), Pattern Dubbel under-surface (1) & grommet, Nacre (1); add $683

Ⓓ Select modesty panel.
- **NMP** - No modesty panel
- **PMP** - Polyester felt modesty panel; add $265

Ⓔ Select edge color.
Refer to the **Product Color Options** page in this price list.
Edge color offerings are based on edge style selections.

Ⓕ Select surface finish.
Refer to the **Product Color Options** page in this price list.

Ⓖ Select leg finish.
Refer to the **Product Color Options** page in this price list.

Ⓗ Select module color.
Refer to the **Product Color Options** page in this price list.

Ⓘ Select grommet color.
Refer to the **Product Color Options** page in this price list.

Ⓙ Select modesty panel color (only if polyester felt panel is chosen).
Refer to the **Product Color Options** page in this price list.

Ⓚ Select base.
- **4EC** - 4 casters
- **4GB** - 4 black glides

Casters=2 locking/2 non-locking, black wheel, silver hub

INFORMATION

Contact KI Customer Service for specific models that are UL listed.

SPECIAL SERVICES

Special Carton Marking

With specially marked information	N/C

Shipping

Ships **knocked down, FOB Bonduel, WI 54107, freight prepaid.** Freight class 125.

Specifications and prices are subject to change without prior notice.

Pirouette® Tables w/Single Circuit Electrical - Fixed Height Base

Fixed Top-Rectangular-42" High (Cafe Height)

Pirouette® Tables w/Single Circuit Electrical - Fixed Height Base

Fixed Top-Rectangular-42" High (Cafe Height)

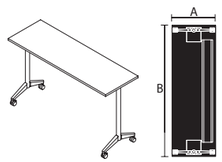

PAF4

Rectangle Table w/Single Circuit-24"D

- One grommet or module per table unit (or none with the A8U pick)
- A trough, velcro wire managers, gangers and all electrical accessories (excluding infeed kits and table-to-table jumpers) are included
- Infeed kits and table-to-table jumpers ordered separately
- Recommended chair height for 42"H table is 30" stool
- Tables are designed for maximum leg spacing for the length of the table
- Chrome bases have polished alum. foot covers/polished alum. vertical wire mgrs (when applicable)
- Fixed base at 42" high

		MODEL NUMBER												
Features	A x B	Basic Model	Edge Style	Power Option	Modesty Panel	Edge Color	Surface Finish	Leg Finish	Module Color	Grommet Color	Polyester Modesty Panel Color	Base	Approx. Packaged Weight	74P Edge (74P)
T Base	24 X 48"	PAFR2448H42	□□□	□□□	□□□	□□□	□□□	□□	□□□□	□□□□	□□□□	□□	69.0#	$ 1060
T Base	24 X 54"	PAFR2454H42	□□□	□□□	□□□	□□□	□□□	□□	□□□□	□□□□	□□□□	□□	74.0#	1158
T Base	24 X 60"	PAFR2460H42	□□□	□□□	□□□	□□□	□□□	□□	□□□□	□□□□	□□□□	□□	78.0#	1158
T Base	24 X 66"	PAFR2466H42	□□□	□□□	□□□	□□□	□□□	□□	□□□□	□□□□	□□□□	□□	82.0#	1268
T Base	24 X 72"	PAFR2472H42	□□□	□□□	□□□	□□□	□□□	□□	□□□□	□□□□	□□□□	□□	92.0#	1268
			Ⓑ	Ⓒ	Ⓓ	Ⓔ	Ⓕ	Ⓖ	Ⓗ	Ⓘ	Ⓙ	Ⓚ		

HOW TO ORDER

Indicate the following information on order form:
1. Quantity of each item.
2. Model number, including options. See "How To Build a Model Number".
3. Any special service required.

Note: • The □ indicates that a choice is required.
- The absence of the □ indicates that no choice is required.
- Alpha-numeric characters in place of □ indicate that no other alternatives are available.

HOW TO BUILD A MODEL NUMBER

Ⓐ Select basic model.

Ⓑ Select edge style.
- **74P** - 74P edge

Ⓒ Select power option.
- **A8U** - Under-table Activ8 only (no cutout in table top); add $410
- **PGU** - Plastic grommet with under-table Activ8; add $425
- **VGU** - Grommet for Villa with under-table Activ8; add $522
- **PMN** - Activ8 PowerUp module (no under-table Activ8); add $320
- **PMU** - Activ8 PowerUp module with under-table Activ8; add $634
- **VUN** - Activ8 Villa module w/USB (no under-table Activ8); add $807
- **VUU** - Activ8 Villa module w/USB & under-table Activ8; add $1141
- **PMA1** - Pattern module, Nacre in-surface (1) ; add $695
- **PMB1** - Pattern module, Dubbel under-surface (1) ; add $443
- **PMD1** - Pattern module, Dean in-surface (1) ; add $528
- **PMO1** - Pattern module, Node in-surface (1) ; add $414
- **PS2GA1** - Pattern black snap-in RPTs (2) & grommet, Nacre (1); add $443
- **PS2MB1GA1** - Pattern black snap-in RPT's (2), Pattern Dubbel under-surface (1) & grommet, Nacre (1); add $768

Ⓓ Select modesty panel.
- **NMP** - No modesty panel
- **PMP** - Polyester felt modesty panel; add $265

Ⓔ Select edge color.
Refer to the **Product Color Options** page in this price list.
Edge color offerings are based on edge style selections.

Ⓕ Select surface finish.
Refer to the **Product Color Options** page in this price list.

Ⓖ Select leg finish.
Refer to the **Product Color Options** page in this price list.

Ⓗ Select module color.
Refer to the **Product Color Options** page in this price list.

Ⓘ Select grommet color.
Refer to the **Product Color Options** page in this price list.

Ⓙ Select modesty panel color (only if polyester felt panel is chosen).
Refer to the **Product Color Options** page in this price list.

Ⓚ Select base.
- **4EC** - 4 casters
- **4GB** - 4 black glides

Casters=2 locking/2 non-locking, black wheel, silver hub

INFORMATION

Contact KI Customer Service for specific models that are UL listed.

SPECIAL SERVICES

Special Carton Marking

With specially marked information N/C

Shipping

Ships **knocked down, FOB Bonduel, WI 54107, freight prepaid.** Freight class 125.

Specifications and prices are subject to change without prior notice.

Pirouette® Tables w/Single Circuit Electrical - Fixed Height Base

Fixed Top-Rectangular-42" High (Cafe Height)

Pirouette® Tables w/Single Circuit Electrical - Fixed Height Base

Fixed Top-Rectangular-42" High (Cafe Height)

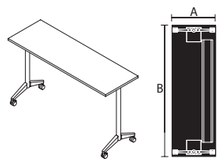

PAF4

Rectangle Table w/Single Circuit-30"D

- One grommet or module per table unit (or none with the A8U pick)
- A trough, velcro wire managers, gangers and all electrical accessories (excluding infeed kits and table-to-table jumpers) are included
- Infeed kits and table-to-table jumpers ordered separately
- Recommended chair height for 42"H table is 30" stool
- Tables are designed for maximum leg spacing for the length of the table
- Chrome bases have polished alum. foot covers/polished alum. vertical wire mgrs (when applicable)
- Fixed base at 42" high

		MODEL NUMBER												
Features	A x B	Basic Model	Edge Style	Power Option	Modesty Panel	Edge Color	Surface Finish	Leg Finish	Module Color	Grommet Color	Polyester Modesty Panel Color	Base	Approx. Packaged Weight	74P Edge (74P)
			Ⓑ	Ⓒ	Ⓓ	Ⓔ	Ⓕ	Ⓖ	Ⓗ	Ⓘ	Ⓙ	Ⓚ		
T Base	30 X 48"	PAFR3048H42	□□□	□□□	□□□	□□□	□□□	□□	□□□□	□□□□	□□□□	□□	78.0#	$ 1160
T Base	30 X 54"	PAFR3054H42	□□□	□□□	□□□	□□□	□□□	□□	□□□□	□□□□	□□□□	□□	84.0#	1285
T Base	30 X 60"	PAFR3060H42	□□□	□□□	□□□	□□□	□□□	□□	□□□□	□□□□	□□□□	□□	90.0#	1285
T Base	30 X 66"	PAFR3066H42	□□□	□□□	□□□	□□□	□□□	□□	□□□□	□□□□	□□□□	□□	96.0#	1341
T Base	30 X 72"	PAFR3072H42	□□□	□□□	□□□	□□□	□□□	□□	□□□□	□□□□	□□□□	□□	106.0#	1362

Note: • The □ indicates that a choice is required.
- The absence of the □ indicates that no choice is required.
- Alpha-numeric characters in place of □ indicate that no other alternatives are available.

HOW TO ORDER

Indicate the following information on order form:
1. Quantity of each item.
2. Model number, including options. See "How To Build a Model Number".
3. Any special service required.

HOW TO BUILD A MODEL NUMBER

Ⓐ Select basic model.

Ⓑ Select edge style.
- **74P** - 74P edge

Ⓒ Select power option.
- **A8U** - Under-table Activ8 only (no cutout in table top); add $410
- **PGU** - Plastic grommet with under-table Activ8; add $425
- **VGU** - Grommet for Villa with under-table Activ8; add $522
- **PMN** - Activ8 PowerUp module (no under-table Activ8); add $320
- **PMU** - Activ8 PowerUp module with under-table Activ8; add $634
- **VUN** - Activ8 Villa module w/USB (no under-table Activ8); add $807
- **VUU** - Activ8 Villa module w/USB & under-table Activ8; add $1141
- **PMA1** - Pattern module, Nacre in-surface (1) ; add $695
- **PMB1** - Pattern module, Dubbel under-surface (1) ; add $443
- **PMD1** - Pattern module, Dean in-surface (1) ; add $528
- **PMO1** - Pattern module, Node in-surface (1) ; add $414
- **PS2GA1** - Pattern black snap-in RPTs (2) & grommet, Nacre (1); add $443
- **PS2MB1GA1** - Pattern black snap-in RPT's (2), Pattern Dubbel under-surface (1) & grommet, Nacre (1); add $768

Ⓓ Select modesty panel.
- **NMP** - No modesty panel
- **PMP** - Polyester felt modesty panel; add $265

Ⓔ Select edge color.
Refer to the **Product Color Options** page in this price list.
Edge color offerings are based on edge style selections.

Ⓕ Select surface finish.
Refer to the **Product Color Options** page in this price list.

Ⓖ Select leg finish.
Refer to the **Product Color Options** page in this price list.

Ⓗ Select module color.
Refer to the **Product Color Options** page in this price list.

Ⓘ Select grommet color.
Refer to the **Product Color Options** page in this price list.

Ⓙ Select modesty panel color (only if polyester felt panel is chosen).
Refer to the **Product Color Options** page in this price list.

Ⓚ Select base.
- **4EC** - 4 casters
- **4GB** - 4 black glides

Casters=2 locking/2 non-locking, black wheel, silver hub

INFORMATION

Contact KI Customer Service for specific models that are UL listed.

SPECIAL SERVICES

Special Carton Marking

With specially marked information N/C

Shipping

Ships **knocked down, FOB Bonduel, WI 54107, freight prepaid.** Freight class 125.

Specifications and prices are subject to change without prior notice.

Pirouette® Tables w/Single Circuit Electrical - Fixed Height Base

Fixed Top-Chevron-29" High (Standard Height)

Pirouette® Tables w/Single Circuit Electrical - Fixed Height Base

Fixed Top-Chevron-29" High (Standard Height)

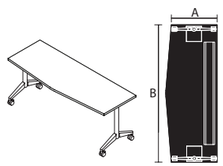

PAFT

Chevron Tables w/Single Circuit-24"D

- One grommet or module per table unit (or none with the A8U pick)
- A trough, velcro wire managers, gangers and all electrical accessories (excluding infeed kits and table-to-table jumpers) are included
- Infeed kits and table-to-table jumpers ordered separately
- Tables are designed for maximum leg spacing for the length of the table
- Chrome bases have polished alum. foot covers/polished alum. vertical wire mgrs (when applicable)
- Fixed base at 29" high

	Features	A x B	MODEL NUMBER Basic Model	Edge Style	Power Option	Modesty Panel	Edge Color	Surface Finish	Leg Finish	Module Color	Grommet Color	Polyester Modesty Panel Color	Base	Approx. Packaged Weight	74P Edge (74P)
	T Base	24 X 60"	PAFCV2460	□□□	□□□	□□□	□□□	□□□	□□	□□□□	□□□□	□□□□	□□	77.0#	$ 973
	T Base	24 X 72"	PAFCV2472	□□□	□□□	□□□	□□□	□□□	□□	□□□□	□□□□	□□□□	□□	92.0#	1042
				Ⓑ	Ⓒ	Ⓓ	Ⓔ	Ⓕ	Ⓖ	Ⓗ	Ⓘ	Ⓙ	Ⓚ		

HOW TO ORDER

Indicate the following information on order form:
1. Quantity of each item.
2. Model number, including options. See "How To Build a Model Number".
3. Any special service required.

Note: • The □ indicates that a choice is required.
- The absence of the □ indicates that no choice is required.
- Alpha-numeric characters in place of □ indicate that no other alternatives are available.

HOW TO BUILD A MODEL NUMBER

Ⓐ Select basic model.

Ⓑ Select edge style.

74P	- 74P edge

Ⓒ Select power option.

A8U	- Under-table Activ8 only (no cutout in table top); add $410
PGU	- Plastic grommet with under-table Activ8; add $425
VGU	- Grommet for Villa with under-table Activ8; add $522
PMN	- Activ8 PowerUp module (no under-table Activ8); add $320
PMU	- Activ8 PowerUp module with under-table Activ8; add $634
VUN	- Activ8 Villa module w/USB (no under-table Activ8); add $807
VUU	- Activ8 Villa module w/USB & under-table Activ8; add $1141
PMA1	- Pattern module, Nacre in-surface (1) ; add $695
PMB1	- Pattern module, Dubbel under-surface (1) ; add $443
PMD1	- Pattern module, Dean in-surface (1) ; add $528
PMO1	- Pattern module, Node in-surface (1) ; add $414
PS2GA1	- Pattern black snap-in RPTs (2) & grommet, Nacre (1); add $443
PS2MB1GA1	- Pattern black snap-in RPT's (2), Pattern Dubbel under-surface (1) & grommet, Nacre (1); add $768

Ⓓ Select modesty panel.

FMP	- Fabric modesty panel; add $364
NMP	- No modesty panel
PMP	- Polyester felt modesty panel; add $182

Ⓔ Select edge color.
Refer to the **Product Color Options** page in this price list.
Edge color offerings are based on edge style selections.

Ⓕ Select surface finish.
Refer to the **Product Color Options** page in this price list.

Ⓖ Select leg finish.
Refer to the **Product Color Options** page in this price list.

Ⓗ Select module color.
Refer to the **Product Color Options** page in this price list.

Ⓘ Select grommet color.
Refer to the **Product Color Options** page in this price list.

Ⓙ Select modesty panel color (only if polyester felt panel is chosen).
Refer to the **Product Color Options** page in this price list.

Ⓚ Select base.

4EC	- 4 casters
4GB	- 4 black glides

Casters=2 locking/2 non-locking, black wheel, silver hub

INFORMATION

Contact KI Customer Service for specific models that are UL listed.

SPECIAL SERVICES

Special Carton Marking

With specially marked information	N/C

Shipping

Ships **knocked down, FOB Bonduel, WI 54107, freight prepaid.** Freight class 125.

Specifications and prices are subject to change without prior notice.

Pirouette® Tables w/Single Circuit Electrical - Fixed Height Base

Fixed Top-Chevron-29" High (Standard Height)

Pirouette® Tables w/Single Circuit Electrical - Fixed Height Base

Fixed Top-Chevron-29" High (Standard Height)

	Features	A x B	MODEL NUMBER Basic Model	Edge Style	Power Option	Modesty Panel	Edge Color	Surface Finish	Leg Finish	Module Color	Grommet Color	Polyester Modesty Panel Color	Base	Approx. Packaged Weight	74P Edge (74P)
	T Base	30 X 60"	PAFCV3060	□□□	□□□	□□□	□□□	□□□	□□	□□□□	□□□□	□□□□	□□	89.0#	$ 1158
PAFT	T Base	30 X 72"	PAFCV3072	□□□	□□□	□□□	□□□	□□□	□□	□□□□	□□□□	□□□□	□□	106.0#	1268

Chevron Tables w/Single Circuit-30"D

- One grommet or module per table unit (or none with the A8U pick)
- A trough, velcro wire managers, gangers and all electrical accessories (excluding infeed kits and table-to-table jumpers) are included
- Infeed kits and table-to-table jumpers ordered separately
- Tables are designed for maximum leg spacing for the length of the table
- Chrome bases have polished alum. foot covers/polished alum. vertical wire mgrs (when applicable)
- Fixed base at 29" high

Ⓐ Ⓑ Ⓒ Ⓓ Ⓔ Ⓕ Ⓖ Ⓗ Ⓘ Ⓙ Ⓚ

HOW TO ORDER

Indicate the following information on order form:
1. Quantity of each item.
2. Model number, including options. See "How To Build a Model Number".
3. Any special service required.

Note: • The □ indicates that a choice is required.
- The absence of the □ indicates that no choice is required.
- Alpha-numeric characters in place of □ indicate that no other alternatives are available.

HOW TO BUILD A MODEL NUMBER

Ⓐ Select basic model.

Ⓑ Select edge style.

74P	- 74P edge

Ⓒ Select power option.

A8U	- Under-table Activ8 only (no cutout in table top); add $410
PGU	- Plastic grommet with under-table Activ8; add $425
VGU	- Grommet for Villa with under-table Activ8; add $522
PMN	- Activ8 PowerUp module (no under-table Activ8); add $320
PMU	- Activ8 PowerUp module with under-table Activ8; add $634
VUN	- Activ8 Villa module w/USB (no under-table Activ8); add $807
VUU	- Activ8 Villa module w/USB & under-table Activ8; add $1141
PMA1	- Pattern module, Nacre in-surface (1) ; add $695
PMB1	- Pattern module, Dubbel under-surface (1) ; add $443
PMD1	- Pattern module, Dean in-surface (1) ; add $528
PMO1	- Pattern module, Node in-surface (1) ; add $414
PS2GA1	- Pattern black snap-in RPTs (2) & grommet, Nacre (1); add $443
PS2MB1GA1	- Pattern black snap-in RPT's (2), Pattern Dubbel under-surface (1) & grommet, Nacre (1); add $768

Ⓓ Select modesty panel.

FMP	- Fabric modesty panel; add $364
NMP	- No modesty panel
PMP	- Polyester felt modesty panel; add $182

Ⓔ Select edge color.
Refer to the **Product Color Options** page in this price list.
Edge color offerings are based on edge style selections.

Ⓕ Select surface finish.
Refer to the **Product Color Options** page in this price list.

Ⓖ Select leg finish.
Refer to the **Product Color Options** page in this price list.

Ⓗ Select module color.
Refer to the **Product Color Options** page in this price list.

Ⓘ Select grommet color.
Refer to the **Product Color Options** page in this price list.

Ⓙ Select modesty panel color (only if polyester felt panel is chosen).
Refer to the **Product Color Options** page in this price list.

Ⓚ Select base.

4EC	- 4 casters
4GB	- 4 black glides

Casters=2 locking/2 non-locking, black wheel, silver hub

INFORMATION

Contact KI Customer Service for specific models that are UL listed.

SPECIAL SERVICES

Special Carton Marking

With specially marked information	N/C

Shipping

Ships **knocked down, FOB Bonduel, WI 54107, freight prepaid.** Freight class 125.

Specifications and prices are subject to change without prior notice.

Pirouette® Tables w/Single Circuit Electrical - Fixed Height Base

Fixed Top-Chevron-36" High (Counter Height)

Pirouette® Tables w/Single Circuit Electrical - Fixed Height Base

Fixed Top-Chevron-36" High (Counter Height)

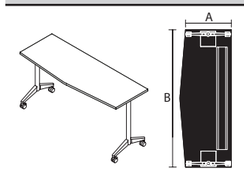

PAF3

Chevron Tables w/Single Circuit-24"D

- One grommet or module per table unit (or none with the A8U pick)
- A trough, velcro wire managers, gangers and all electrical accessories (excluding infeed kits and table-to-table jumpers) are included
- Infeed kits and table-to-table jumpers ordered separately
- Recommended chair height for 36"H table is 24" stool
- Tables are designed for maximum leg spacing for the length of the table
- Chrome bases have polished alum. foot covers/polished alum. vertical wire mgrs (when applicable)
- Fixed base at 36" high

		MODEL NUMBER												
Features	A x B	Basic Model	Edge Style	Power Option	Modesty Panel	Edge Color	Surface Finish	Leg Finish	Module Color	Grommet Color	Polyester Modesty Panel Color	Base	Approx. Packaged Weight	74P Edge (74P)
			Ⓐ	Ⓑ	Ⓒ	Ⓓ	Ⓔ	Ⓕ	Ⓖ	Ⓗ	Ⓘ	Ⓙ	Ⓚ	
T Base	24 X 60"	PAFCV2460H36	□□□	□□□	□□□	□□	□□□	□□	□□□	□□□□	□□□□	□□	79.0#	$ 1169
T Base	24 X 72"	PAFCV2472H36	□□□	□□□	□□□	□□	□□□	□□	□□□	□□□□	□□□□	□□	94.0#	1238

Note: • The □ indicates that a choice is required.
• The absence of the □ indicates that no choice is required.
• Alpha-numeric characters in place of □ indicate that no other alternatives are available.

HOW TO ORDER

Indicate the following information on order form:
1. Quantity of each item.
2. Model number, including options. See "How To Build a Model Number".
3. Any special service required.

HOW TO BUILD A MODEL NUMBER

Ⓐ Select basic model.

Ⓑ Select edge style.
- **74P** - 74P edge

Ⓒ Select power option.
- **A8U** - Under-table Activ8 only (no cutout in table top); add $410
- **PGU** - Plastic grommet with under-table Activ8; add $425
- **VGU** - Grommet for Villa with under-table Activ8; add $522
- **PMN** - Activ8 PowerUp module (no under-table Activ8); add $320
- **PMU** - Activ8 PowerUp module with under-table Activ8; add $634
- **VUN** - Activ8 Villa module w/USB (no under-table Activ8); add $807
- **VUU** - Activ8 Villa module w/USB & under-table Activ8; add $1141
- **PMA1** - Pattern module, Nacre in-surface (1) ; add $695
- **PMB1** - Pattern module, Dubbel under-surface (1) ; add $443
- **PMD1** - Pattern module, Dean in-surface (1) ; add $528
- **PMO1** - Pattern module, Node in-surface (1) ; add $414
- **PS2GA1** - Pattern black snap-in RPTs (2) & grommet, Nacre (1); add $443
- **PS2MB1GA1** - Pattern black snap-in RPT's (2), Pattern Dubbel under-surface (1) & grommet, Nacre (1); add $768

Ⓓ Select modesty panel.
- **NMP** - No modesty panel
- **PMP** - Polyester felt modesty panel; add $265

Ⓔ Select edge color.
Refer to the **Product Color Options** page in this price list.
Edge color offerings are based on edge style selections.

Ⓕ Select surface finish.
Refer to the **Product Color Options** page in this price list.

Ⓖ Select leg finish.
Refer to the **Product Color Options** page in this price list.

Ⓗ Select module color.
Refer to the **Product Color Options** page in this price list.

Ⓘ Select grommet color.
Refer to the **Product Color Options** page in this price list.

Ⓙ Select modesty panel color (only if polyester felt panel is chosen).
Refer to the **Product Color Options** page in this price list.

Ⓚ Select base.
- **4EC** - 4 casters
- **4GB** - 4 black glides

Casters=2 locking/2 non-locking, black wheel, silver hub

INFORMATION

Contact KI Customer Service for specific models that are UL listed.

SPECIAL SERVICES

Special Carton Marking

With specially marked information	N/C

Shipping

Ships **knocked down, FOB Bonduel, WI 54107, freight prepaid.** Freight class 125.

Specifications and prices are subject to change without prior notice.

Pirouette® Tables w/Single Circuit Electrical - Fixed Height Base

Fixed Top-Chevron-36" High (Counter Height)

Pirouette® Tables w/Single Circuit Electrical - Fixed Height Base

Fixed Top-Chevron-36" High (Counter Height)

	Features	A x B	MODEL NUMBER Basic Model	Edge Style	Power Option	Modesty Panel	Edge Color	Surface Finish	Leg Finish	Module Color	Grommet Color	Polyester Modesty Panel Color	Base	Approx. Packaged Weight	74P Edge (74P)
	T Base	30 X 60"	PAFCV3060H36	□□□	□□□	□□□	□□	□□□	□□	□□□	□□□□	□□□□	□□	91.0#	$ 1331
PAF3	T Base	30 X 72"	PAFCV3072H36	□□□	□□□	□□□	□□	□□□	□□	□□□	□□□□	□□□□	□□	108.0#	1442
			Ⓐ	Ⓑ	Ⓒ	Ⓓ	Ⓔ	Ⓕ	Ⓖ	Ⓗ	Ⓘ	Ⓙ	Ⓚ		

Chevron Tables w/Single Circuit-30"D

- One grommet or module per table unit (or none with the A8U pick)
- A trough, velcro wire managers, gangers and all electrical accessories (excluding infeed kits and table-to-table jumpers) are included
- Infeed kits and table-to-table jumpers ordered separately
- Recommended chair height for 36"H table is 24" stool
- Tables are designed for maximum leg spacing for the length of the table
- Chrome bases have polished alum. foot covers/polished alum. vertical wire mgrs (when applicable)
- Fixed base at 36" high

HOW TO ORDER

Indicate the following information on order form:
1. Quantity of each item.
2. Model number, including options. See "How To Build a Model Number".
3. Any special service required.

Note: • The □ indicates that a choice is required.
- The absence of the □ indicates that no choice is required.
- Alpha-numeric characters in place of □ indicate that no other alternatives are available.

HOW TO BUILD A MODEL NUMBER

Ⓐ Select basic model.

Ⓑ Select edge style.

74P	- 74P edge

Ⓒ Select power option.

A8U	- Under-table Activ8 only (no cutout in table top); add $410
PGU	- Plastic grommet with under-table Activ8; add $425
VGU	- Grommet for Villa with under-table Activ8; add $522
PMN	- Activ8 PowerUp module (no under-table Activ8); add $320
PMU	- Activ8 PowerUp module with under-table Activ8; add $634
VUN	- Activ8 Villa module w/USB (no under-table Activ8); add $807
VUU	- Activ8 Villa module w/USB & under-table Activ8; add $1141
PMA1	- Pattern module, Nacre in-surface (1) ; add $695
PMB1	- Pattern module, Dubbel under-surface (1) ; add $443
PMD1	- Pattern module, Dean in-surface (1) ; add $528
PMO1	- Pattern module, Node in-surface (1) ; add $414
PS2GA1	- Pattern black snap-in RPTs (2) & grommet, Nacre (1); add $443
PS2MB1GA1	- Pattern black snap-in RPT's (2), Pattern Dubbel under-surface (1) & grommet, Nacre (1); add $768

Ⓓ Select modesty panel.

NMP	- No modesty panel
PMP	- Polyester felt modesty panel; add $265

Ⓔ Select edge color.
Refer to the **Product Color Options** page in this price list.
Edge color offerings are based on edge style selections.

Ⓕ Select surface finish.
Refer to the **Product Color Options** page in this price list.

Ⓖ Select leg finish.
Refer to the **Product Color Options** page in this price list.

Ⓗ Select module color.
Refer to the **Product Color Options** page in this price list.

Ⓘ Select grommet color.
Refer to the **Product Color Options** page in this price list.

Ⓙ Select modesty panel color (only if polyester felt panel is chosen).
Refer to the **Product Color Options** page in this price list.

Ⓚ Select base.

4EC	- 4 casters
4GB	- 4 black glides

Casters=2 locking/2 non-locking, black wheel, silver hub

INFORMATION

Contact KI Customer Service for specific models that are UL listed.

SPECIAL SERVICES

Special Carton Marking

With specially marked information	N/C

Shipping

Ships **knocked down, FOB Bonduel, WI 54107, freight prepaid.** Freight class 125.

Specifications and prices are subject to change without prior notice.

Pirouette® Tables w/Single Circuit Electrical - Fixed Height Base

Fixed Top-Chevron-42" High (Cafe Height)

Pirouette® Tables w/Single Circuit Electrical - Fixed Height Base

Fixed Top-Chevron-42" High (Cafe Height)

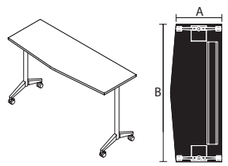

PAF4

Chevron Tables w/Single Circuit-24"D

- One grommet or module per table unit (or none with the A8U pick)
- A trough, velcro wire managers, gangers and all electrical accessories (excluding infeed kits and table-to-table jumpers) are included
- Infeed kits and table-to-table jumpers ordered separately
- Recommended chair height for 42"H table is 30" stool
- Tables are designed for maximum leg spacing for the length of the table
- Chrome bases have polished alum. foot covers/polished alum. vertical wire mgrs (when applicable)
- Fixed base at 42" high

	Features	A x B	MODEL NUMBER											Approx. Packaged Weight	74P Edge (74P)
			Basic Model	Edge Style	Power Option	Modesty Panel	Edge Color	Surface Finish	Leg Finish	Module Color	Grommet Color	Polyester Modesty Panel Color	Base		
			Ⓐ	Ⓑ	Ⓒ	Ⓓ	Ⓔ	Ⓕ	Ⓖ	Ⓗ	Ⓘ	Ⓙ	Ⓚ		
	T Base	24 X 60"	PAFCV2460H42	□□□	□□□	□□□	□□	□□□	□□	□□□	□□□□	□□□□	□□	81.0#	$ 1180
	T Base	24 X 72"	PAFCV2472H42	□□□	□□□	□□□	□□	□□□	□□	□□□	□□□□	□□□□	□□	96.0#	1248

Note: • The □ indicates that a choice is required.
• The absence of the □ indicates that no choice is required.
• Alpha-numeric characters in place of □ indicate that no other alternatives are available.

HOW TO ORDER

Indicate the following information on order form:
1. Quantity of each item.
2. Model number, including options. See "How To Build a Model Number".
3. Any special service required.

HOW TO BUILD A MODEL NUMBER

Ⓐ Select basic model.

Ⓑ Select edge style.
- **74P** - 74P edge

Ⓒ Select power option.
- **A8U** - Under-table Activ8 only (no cutout in table top); add $410
- **PGU** - Plastic grommet with under-table Activ8; add $425
- **VGU** - Grommet for Villa with under-table Activ8; add $522
- **PMN** - Activ8 PowerUp module (no under-table Activ8); add $320
- **PMU** - Activ8 PowerUp module with under-table Activ8; add $634
- **VUN** - Activ8 Villa module w/USB (no under-table Activ8); add $807
- **VUU** - Activ8 Villa module w/USB & under-table Activ8; add $1141
- **PMA1** - Pattern module, Nacre in-surface (1) ; add $695
- **PMB1** - Pattern module, Dubbel under-surface (1) ; add $443
- **PMD1** - Pattern module, Dean in-surface (1) ; add $528
- **PMO1** - Pattern module, Node in-surface (1) ; add $414
- **PS2GA1** - Pattern black snap-in RPTs (2) & grommet, Nacre (1); add $443
- **PS2MB1GA1** - Pattern black snap-in RPT's (2), Pattern Dubbel under-surface (1) & grommet, Nacre (1); add $768

Ⓓ Select modesty panel.
- **NMP** - No modesty panel
- **PMP** - Polyester felt modesty panel; add $265

Ⓔ Select edge color.
Refer to the **Product Color Options** page in this price list.
Edge color offerings are based on edge style selections.

Ⓕ Select surface finish.
Refer to the **Product Color Options** page in this price list.

Ⓖ Select leg finish.
Refer to the **Product Color Options** page in this price list.

Ⓗ Select module color.
Refer to the **Product Color Options** page in this price list.

Ⓘ Select grommet color.
Refer to the **Product Color Options** page in this price list.

Ⓙ Select modesty panel color (only if polyester felt panel is chosen).
Refer to the **Product Color Options** page in this price list.

Ⓚ Select base.
- **4EC** - 4 casters
- **4GB** - 4 black glides

Casters=2 locking/2 non-locking, black wheel, silver hub

INFORMATION

Contact KI Customer Service for specific models that are UL listed.

SPECIAL SERVICES

Special Carton Marking

With specially marked information N/C

Shipping

Ships **knocked down, FOB Bonduel, WI 54107, freight prepaid.** Freight class 125.

Specifications and prices are subject to change without prior notice.

Pirouette® Tables w/Single Circuit Electrical - Fixed Height Base

Fixed Top-Chevron-42" High (Cafe Height)

Pirouette® Tables w/Single Circuit Electrical - Fixed Height Base

Fixed Top-Chevron-42" High (Cafe Height)

	Features	A x B	MODEL NUMBER Basic Model	Edge Style	Power Option	Modesty Panel	Edge Color	Surface Finish	Leg Finish	Module Color	Grommet Color	Polyester Modesty Panel Color	Base	Approx. Packaged Weight	74P Edge (74P)
	T Base	30 X 60"	PAFCV3060H42	□□□	□□□	□□□	□□	□□□	□□	□□□	□□□□	□□□□	□□	93.0#	$ 1329
PAF4	T Base	30 X 72"	PAFCV3072H42	□□□	□□□	□□□	□□	□□□	□□	□□□	□□□□	□□□□	□□	110.0#	1452
			Ⓐ	Ⓑ	Ⓒ	Ⓓ	Ⓔ	Ⓕ	Ⓖ	Ⓗ	Ⓘ	Ⓙ	Ⓚ		

Chevron Tables w/Single Circuit-30"D

- One grommet or module per table unit (or none with the A8U pick)
- A trough, velcro wire managers, gangers and all electrical accessories (excluding infeed kits and table-to-table jumpers) are included
- Infeed kits and table-to-table jumpers ordered separately
- Recommended chair height for 42"H table is 30" stool
- Tables are designed for maximum leg spacing for the length of the table
- Chrome bases have polished alum. foot covers/polished alum. vertical wire mgrs (when applicable)
- Fixed base at 42" high

HOW TO ORDER

Indicate the following information on order form:
1. Quantity of each item.
2. Model number, including options. See "How To Build a Model Number".
3. Any special service required.

Note: • The □ indicates that a choice is required.
- The absence of the □ indicates that no choice is required.
- Alpha-numeric characters in place of □ indicate that no other alternatives are available.

HOW TO BUILD A MODEL NUMBER

Ⓐ Select basic model.

Ⓑ Select edge style.

74P	- 74P edge

Ⓒ Select power option.

A8U	- Under-table Activ8 only (no cutout in table top); add $410
PGU	- Plastic grommet with under-table Activ8; add $425
VGU	- Grommet for Villa with under-table Activ8; add $522
PMN	- Activ8 PowerUp module (no under-table Activ8); add $320
PMU	- Activ8 PowerUp module with under-table Activ8; add $634
VUN	- Activ8 Villa module w/USB (no under-table Activ8); add $807
VUU	- Activ8 Villa module w/USB & under-table Activ8; add $1141
PMA1	- Pattern module, Nacre in-surface (1) ; add $695
PMB1	- Pattern module, Dubbel under-surface (1) ; add $443
PMD1	- Pattern module, Dean in-surface (1) ; add $528
PMO1	- Pattern module, Node in-surface (1) ; add $414
PS2GA1	- Pattern black snap-in RPTs (2) & grommet, Nacre (1); add $443
PS2MB1GA1	- Pattern black snap-in RPT's (2), Pattern Dubbel under-surface (1) & grommet, Nacre (1); add $768

Ⓓ Select modesty panel.

NMP	- No modesty panel
PMP	- Polyester felt modesty panel; add $265

Ⓔ Select edge color.
Refer to the **Product Color Options** page in this price list.
Edge color offerings are based on edge style selections.

Ⓕ Select surface finish.
Refer to the **Product Color Options** page in this price list.

Ⓖ Select leg finish.
Refer to the **Product Color Options** page in this price list.

Ⓗ Select module color.
Refer to the **Product Color Options** page in this price list.

Ⓘ Select grommet color.
Refer to the **Product Color Options** page in this price list.

Ⓙ Select modesty panel color (only if polyester felt panel is chosen).
Refer to the **Product Color Options** page in this price list.

Ⓚ Select base.

4EC	- 4 casters
4GB	- 4 black glides

Casters=2 locking/2 non-locking, black wheel, silver hub

INFORMATION

Contact KI Customer Service for specific models that are UL listed.

SPECIAL SERVICES

Special Carton Marking

With specially marked information	N/C

Shipping

Ships **knocked down, FOB Bonduel, WI 54107, freight prepaid.** Freight class 125.

Specifications and prices are subject to change without prior notice.

Pirouette® Tables w/Single Circuit Electrical - Fixed Height Base

Fixed Top-Scale Up-29” High (Standard Height)

Pirouette® Tables w/Single Circuit Electrical - Fixed Height Base

Fixed Top-Scale Up-29” High (Standard Height)

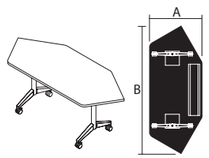

PAFT

Scale Up Tables w/Single Circuit-30”D

- One grommet or module per table unit (or none with the A8U pick)
- A trough, velcro wire managers, gangers and all electrical accessories (excluding infeed kits and table-to-table jumpers) are included
- Infeed kits and table-to-table jumpers ordered separately
- 3 tables form an 84” dia pod design to seat up to 9 people
- Chrome bases have polished alum. foot covers/polished alum. vertical wire mgrs (when applicable)
- Fixed base at 29” high

	Features	A x B	MODEL NUMBER Basic Model	Edge Style	Power Option	Modesty Panel	Edge Color	Surface Finish	Leg Finish	Module Color	Grommet Color	Base	Approx. Packaged Weight	74P Edge (74P)
	T Base	30 X 72”	PAFS3072	□□□	□□□	NMP	□□□	□□□	□□	□□□□	□□□□	□□	64.0#	$ 1241
			Ⓐ	Ⓑ	Ⓒ	Ⓓ	Ⓔ	Ⓕ	Ⓖ	Ⓗ	Ⓘ	Ⓙ		

HOW TO ORDER

Indicate the following information on order form:
1. Quantity of each item.
2. Model number, including options. See “How To Build a Model Number”.
3. Any special service required.

Note: • The □ indicates that a choice is required.
- The absence of the □ indicates that no choice is required.
- Alpha-numeric characters in place of □ indicate that no other alternatives are available.

HOW TO BUILD A MODEL NUMBER

Ⓐ Select basic model.

Ⓑ Select edge style.
- **74P** - 74P edge

Ⓒ Select power option.
- **A8U** - Under-table Activ8 only (no cutout in table top); add $410
- **PGU** - Plastic grommet with under-table Activ8; add $425
- **VGU** - Grommet for Villa with under-table Activ8; add $522
- **PMN** - Activ8 PowerUp module (no under-table Activ8); add $320
- **PMU** - Activ8 PowerUp module with under-table Activ8; add $634
- **VUN** - Activ8 Villa module w/USB (no under-table Activ8); add $807
- **VUU** - Activ8 Villa module w/USB & under-table Activ8; add $1141
- **PMA1** - Pattern module, Nacre in-surface (1) ; add $695
- **PMB1** - Pattern module, Dubbel under-surface (1) ; add $443
- **PMD1** - Pattern module, Dean in-surface (1) ; add $528
- **PMO1** - Pattern module, Node in-surface (1) ; add $414
- **PS2GA1** - Pattern black snap-in RPTs (2) & grommet, Nacre (1); add $443
- **PS2MB1GA1** - Pattern black snap-in RPT’s (2), Pattern Dubbel under-surface (1) & grommet, Nacre (1); add $768

Ⓓ Select modesty panel.
- **NMP** - No modesty panel

Ⓔ Select edge color.
Refer to the **Product Color Options** page in this price list.
Edge color offerings are based on edge style selections.

Ⓕ Select surface finish.
Refer to the **Product Color Options** page in this price list.

Ⓖ Select leg finish.
Refer to the **Product Color Options** page in this price list.

Ⓗ Select module color.
Refer to the **Product Color Options** page in this price list.

Ⓘ Select grommet color.
Refer to the **Product Color Options** page in this price list.

Ⓙ Select base finish.
- **4EC** - 4 casters
- **4GB** - 4 black glides

Casters=2 locking/2 non-locking, black wheel, silver hub

INFORMATION

LEG CLEARANCE

Table Length	From Table Edge	Inside Leg
72”	14.75	38.75

INFORMATION

Contact KI Customer Service for specific models that are UL listed.

SPECIAL SERVICES

Special Carton Marking

With specially marked information	N/C

Shipping

Ships **knocked down, FOB Bonduel, WI 54107, freight prepaid.** Freight class 125.

Specifications and prices are subject to change without prior notice.

Pirouette® Tables w/Single Circuit Electrical - Fixed Height Base

Nesting Top-Rectangular-29" High (Training)

Pirouette® Tables w/Single Circuit Electrical - Fixed Height Base

Nesting Top-Rectangular-29" High (Training)

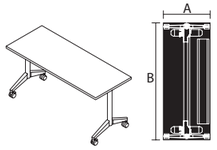

PANT

Rectangle Table w/Single Circuit-24"D

- One grommet or module per table unit (or none with the A8U pick)
- A trough, velcro wire managers, gangers and all electrical accessories (excluding infeed kits and table-to-table jumpers) are included
- Infeed kits and table-to-table jumpers ordered separately
- Tables are designed for maximum leg spacing for length of table
- Chrome bases have polished alum. foot covers/polished alum. vertical wire mgrs (when applicable)
- Nesting base at 29" high

MODEL NUMBER															
	Features	A x B	Basic Model	Edge Style	Power Option	Modesty Panel	Edge Color	Surface Finish	Leg Finish	Module Color	Grommet Color	Polyester Modesty Panel Color	Base	Approx. Packaged Weight	74P Edge (74P)
	T Base	24 X 36"	PANR2436T	□□□	□□□	□□□	□□□	□□□	□□	□□□□	□□□□	□□□□	□□	74.0#	$ 1236
	T Base	24 X 42"	PANR2442T	□□□	□□□	□□□	□□□	□□□	□□	□□□□	□□□□	□□□□	□□	79.0#	1269

Rectangle Table w/Single Circuit-30"D

- One grommet or module per table unit (or none with the A8U pick)
- A trough, velcro wire managers, gangers and all electrical accessories (excluding infeed kits and table-to-table jumpers) are included
- Infeed kits and table-to-table jumpers ordered separately
- Tables are designed for maximum leg spacing for length of table
- Chrome bases have polished alum. foot covers/polished alum. vertical wire mgrs (when applicable)
- Nesting base at 29" high

	T Base	30 X 36"	PANR3036T	□□□	□□□	NMP	□□□	□□□	□□	□□□□	□□□□		□□	81.0#	$ 1284
PANT	T Base	30 X 42"	PANR3042T	□□□	□□□	NMP	□□□	□□□	□□	□□□□	□□□□		□□	87.0#	1317

Ⓐ Ⓑ Ⓒ Ⓓ Ⓔ Ⓕ Ⓖ Ⓗ Ⓘ Ⓙ Ⓚ

HOW TO ORDER

Indicate the following information on order form:
1. Quantity of each item.
2. Model number, including options. See "How To Build a Model Number".
3. Any special service required.

Note: • The □ indicates that a choice is required.
- The absence of the □ indicates that no choice is required.
- Alpha-numeric characters in place of □ indicate that no other alternatives are available.

HOW TO BUILD A MODEL NUMBER

Ⓐ Select basic model.

Ⓑ Select edge style.

74P	- 74P edge

Ⓒ Select power option.

A8U	- Under-table Activ8 only (no cutout in table top); add $195
PGU	- Plastic grommet with under-table Activ8; add $208
VGU	- Grommet for Villa with under-table Activ8; add $306
PMN	- Activ8 PowerUp module (no under-table Activ8); add $285
VUN	- Activ8 Villa module w/USB (no under-table Activ8); add $772
PMA1	- Pattern module, Nacre in-surface (1) ; add $660
PMB1	- Pattern module, Dubbel under-surface (1) ; add $408
PMD1	- Pattern module, Dean in-surface (1) ; add $491
PMO1	- Pattern module, Node in-surface (1) ; add $384
PS1GA1	- Pattern black snap-in RPT (1) & grommet, Nacre (1); add $276
PS1MB1GA1	- Pattern black snap-in RPT (1), Pattern Dubbel under-surface (1) & grommet, Nacre (1); add $683

Ⓓ Select modesty panel.

FMP	- Fabric modesty panel; add $364
NMP	- No modesty panel
PMP	- Polyester felt modesty panel; add $182

Ⓔ Select edge color.
Refer to the **Product Color Options** page in this price list.
Edge color offerings are based on edge style selections.

Ⓕ Select surface finish.
Refer to the **Product Color Options** page in this price list.

Ⓖ Select leg finish.
Refer to the **Product Color Options** page in this price list.

Ⓗ Select module color.
Refer to the **Product Color Options** page in this price list.

Ⓘ Select grommet color.
Refer to the **Product Color Options** page in this price list.

Ⓙ Select modesty panel color (only if polyester felt panel is chosen).
Refer to the **Product Color Options** page in this price list.

Ⓚ Select base.

4EC	- 4 casters
4GB	- 4 black glides

Casters=2 locking/2 non-locking, black wheel, silver hub

INFORMATION

LEG CLEARANCE

Table Length / From Table Edge / Inside Leg		
30"	0.75	24
36"	0.75	30
42"	3.75	30
48"	0.75	42
54"	3.75	42
60"	0.75	54
66"	3.75	54
72"	0.75	66

INFORMATION

Contact KI Customer Service for specific models that are UL listed.

SPECIAL SERVICES

Special Carton Marking

With specially marked information	N/C

Shipping

Ships **knocked down, FOB Bonduel, WI 54107, freight prepaid.** Freight class 125.

Specifications and prices are subject to change without prior notice.

Pirouette® Tables w/Single Circuit Electrical - Fixed Height Base

Nesting Top-Rectangular-29" High (Training)

Pirouette® Tables w/Single Circuit Electrical - Fixed Height Base

Nesting Top-Rectangular-29" High (Training)

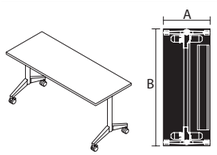

PANT

Rectangle Table w/Single Circuit-36"D

- One grommet or module per table unit (or none with the A8U pick)
- A trough, velcro wire managers, gangers and all electrical accessories (excluding infeed kits and table-to-table jumpers) are included
- Infeed kits and table-to-table jumpers ordered separately
- Tables are designed for maximum leg spacing for length of table
- Chrome bases have polished alum. foot covers/polished alum. vertical wire mgrs (when applicable)
- Nesting base at 29" high

	Features	A x B	MODEL NUMBER Basic Model	Edge Style	Power Option	Modesty Panel	Edge Color	Surface Finish	Leg Finish	Module Color	Grommet Color	Base	Approx. Packaged Weight	74P Edge (74P)
	T Base	36 X 36"	PANR3636T	□□□	□□□	NMP	□□□	□□□	□□	□□□□	□□□□	□□	89.0#	$ 1413
	T Base	36 X 42"	PANR3642T	□□□	□□□	NMP	□□□	□□□	□□	□□□□	□□□□	□□	96.0#	1465
				Ⓑ	Ⓒ	Ⓓ	Ⓔ	Ⓕ	Ⓖ	Ⓗ	Ⓘ	Ⓙ		

HOW TO ORDER

Indicate the following information on order form:
1. Quantity of each item.
2. Model number, including options. See "How To Build a Model Number".
3. Any special service required.

Note: • The □ indicates that a choice is required.
- The absence of the □ indicates that no choice is required.
- Alpha-numeric characters in place of □ indicate that no other alternatives are available.

HOW TO BUILD A MODEL NUMBER

Ⓐ Select basic model.

Ⓑ Select edge style.
- **74P** - 74P edge

Ⓒ Select power option.
- **A8U** - Under-table Activ8 only (no cutout in table top); add $195
- **PGU** - Plastic grommet with under-table Activ8; add $208
- **VGU** - Grommet for Villa with under-table Activ8; add $306
- **PMN** - Activ8 PowerUp module (no under-table Activ8); add $285
- **VUN** - Activ8 Villa module w/USB (no under-table Activ8); add $772
- **PMA1** - Pattern module, Nacre in-surface (1) ; add $660
- **PMB1** - Pattern module, Dubbel under-surface (1) ; add $408
- **PMD1** - Pattern module, Dean in-surface (1) ; add $491
- **PMO1** - Pattern module, Node in-surface (1) ; add $384
- **PS1GA1** - Pattern black snap-in RPT (1) & grommet, Nacre (1); add $276
- **PS1MB1GA1** - Pattern black snap-in RPT (1), Pattern Dubbel under-surface (1) & grommet, Nacre (1); add $683

Ⓓ Select modesty panel.
- **NMP** - No modesty panel

Ⓔ Select edge color.
Refer to the **Product Color Options** page in this price list.
Edge color offerings are based on edge style selections.

Ⓕ Select surface finish.
Refer to the **Product Color Options** page in this price list.

Ⓖ Select leg finish.
Refer to the **Product Color Options** page in this price list.

Ⓗ Select module color.
Refer to the **Product Color Options** page in this price list.

Ⓘ Select grommet color.
Refer to the **Product Color Options** page in this price list.

Ⓙ Select base.
- **4EC** - 4 casters
- **4GB** - 4 black glides

Casters=2 locking/2 non-locking, black wheel, silver hub

INFORMATION

LEG CLEARANCE

Table Length /	From Table Edge /	Inside Leg
30"	0.75	24
36"	0.75	30
42"	3.75	30
48"	0.75	42
54"	3.75	42
60"	0.75	54
66"	3.75	54
72"	0.75	66

INFORMATION

Contact KI Customer Service for specific models that are UL listed.

SPECIAL SERVICES

Special Carton Marking

With specially marked information N/C

Shipping

Ships **knocked down, FOB Bonduel, WI 54107, freight prepaid.** Freight class 125.

Specifications and prices are subject to change without prior notice.

Pirouette® Tables w/Single Circuit Electrical - Fixed Height Base

Nesting Top-Rectangular-29" High (Training)

Pirouette® Tables w/Single Circuit Electrical - Fixed Height Base

Nesting Top-Rectangular-29" High (Training)

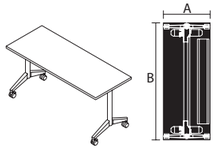

PANT

Rectangle Table w/Single Circuit-24"D

- One grommet or module per table unit (or none with the A8U pick)
- A trough, velcro wire managers, gangers and all electrical accessories (excluding infeed kits and table-to-table jumpers) are included
- Infeed kits and table-to-table jumpers ordered separately
- Tables are designed for maximum leg spacing for length of table
- Chrome bases have polished alum. foot covers/polished alum. vertical wire mgrs (when applicable)
- Nesting base at 29" high

	Features	A x B	MODEL NUMBER Basic Model (A)	Edge Style (B)	Power Option (C)	Modesty Panel (D)	Edge Color (E)	Surface Finish (F)	Leg Finish (G)	Module Color (H)	Grommet Color (I)	Polyester Modesty Panel Color (J)	Base (K)	Approx. Packaged Weight	74P Edge (74P)
	T Base	24 X 48"	PANR2448T	□□□	□□□	□□□	□□□	□□□	□□	□□□□	□□□□	□□□□	□□	87.0#	$ 1317
	T Base	24 X 54"	PANR2454T	□□□	□□□	□□□	□□□	□□□	□□	□□□□	□□□□	□□□□	□□	92.0#	1363
	T Base	24 X 60"	PANR2460T	□□□	□□□	□□□	□□□	□□□	□□	□□□□	□□□□	□□□□	□□	100.0#	1433
	T Base	24 X 66"	PANR2466T	□□□	□□□	□□□	□□□	□□□	□□	□□□□	□□□□	□□□□	□□	105.0#	1476
	T Base	24 X 72"	PANR2472T	□□□	□□□	□□□	□□□	□□□	□□	□□□□	□□□□	□□□□	□□	113.0#	1520
	T Base	30 X 48"	PANR3048T	□□□	□□□	NMP	□□□	□□□	□□	□□□□	□□□□		□□	97.0#	$ 1363
	T Base	30 X 54"	PANR3054T	□□□	□□□	NMP	□□□	□□□	□□	□□□□	□□□□		□□	103.0#	1426
	T Base	30 X 60"	PANR3060T	□□□	□□□	NMP	□□□	□□□	□□	□□□□	□□□□		□□	112.0#	1465
	T Base	30 X 66"	PANR3066T	□□□	□□□	NMP	□□□	□□□	□□	□□□□	□□□□		□□	118.0#	1503
	T Base	30 X 72"	PANR3072T	□□□	□□□	NMP	□□□	□□□	□□	□□□□	□□□□		□□	127.0#	1522

Rectangle Table w/Single Circuit-30"D

- One grommet or module per table unit (or none with the A8U pick)
- A trough, velcro wire managers, gangers and all electrical accessories (excluding infeed kits and table-to-table jumpers) are included
- Infeed kits and table-to-table jumpers ordered separately
- Tables are designed for maximum leg spacing for length of table
- Chrome bases have polished alum. foot covers/polished alum. vertical wire mgrs (when applicable)
- Nesting base at 29" high

HOW TO ORDER

Indicate the following information on order form:
1. Quantity of each item.
2. Model number, including options. See "How To Build a Model Number".
3. Any special service required.

Note: • The □ indicates that a choice is required.
- The absence of the □ indicates that no choice is required.
- Alpha-numeric characters in place of □ indicate that no other alternatives are available.

HOW TO BUILD A MODEL NUMBER

A Select basic model.

B Select edge style.

74P	- 74P edge

C Select power option.

A8U	- Under-table Activ8 only (no cutout in table top); add $410
PGU	- Plastic grommet with under-table Activ8; add $425
VGU	- Grommet for Villa with under-table Activ8; add $522
PMN	- Activ8 PowerUp module (no under-table Activ8); add $320
PMU	- Activ8 PowerUp module with under-table Activ8; add $634
VUN	- Activ8 Villa module w/USB (no under-table Activ8); add $807
VUU	- Activ8 Villa module w/USB & under-table Activ8; add $1141
PMA1	- Pattern module, Nacre in-surface (1) ; add $695
PMB1	- Pattern module, Dubbel under-surface (1) ; add $443
PMD1	- Pattern module, Dean in-surface (1) ; add $528
PMO1	- Pattern module, Node in-surface (1) ; add $414
PS2GA1	- Pattern black snap-in RPTs (2) & grommet, Nacre (1); add $443
PS2MB1GA1	- Pattern black snap-in RPT's (2), Pattern Dubbel under-surface (1) & grommet, Nacre (1); add $768

D Select modesty panel.

NMP	- No modesty panel
FMP	- Fabric modesty panel; add $364
PMP	- Polyester felt modesty panel; add $182

E Select edge color.
Refer to the **Product Color Options** page in this price list.
Edge color offerings are based on edge style selections.

F Select surface finish.
Refer to the **Product Color Options** page in this price list.

G Select leg finish.
Refer to the **Product Color Options** page in this price list.

H Select module color.
Refer to the **Product Color Options** page in this price list.

I Select grommet color.
Refer to the **Product Color Options** page in this price list.

J Select modesty panel color (only if polyester felt panel is chosen).
Refer to the **Product Color Options** page in this price list.

K Select base.

4EC	- 4 casters
4GB	- 4 black glides

Casters=2 locking/2 non-locking, black wheel, silver hub

INFORMATION

LEG CLEARANCE

Table Length	From Table Edge	Inside Leg
30"	0.75	24
36"	0.75	30
42"	3.75	30
48"	0.75	42
54"	3.75	42
60"	0.75	54
66"	3.75	54
72"	0.75	66

INFORMATION

Contact KI Customer Service for specific models that are UL listed.

SPECIAL SERVICES

Special Carton Marking

With specially marked information	N/C

Shipping

Ships **knocked down, FOB Bonduel, WI 54107, freight prepaid.** Freight class 125.

Specifications and prices are subject to change without prior notice.

Pirouette® Tables w/Single Circuit Electrical - Fixed Height Base

Nesting Top-Rectangular-29" High (Training)

Pirouette® Tables w/Single Circuit Electrical - Fixed Height Base

Nesting Top-Rectangular-29" High (Training)

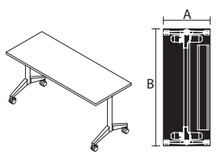

PANT

Rectangle Table w/Single Circuit-36"D

- One grommet or module per table unit (or none with the A8U pick)
- A trough, velcro wire managers, gangers and all electrical accessories (excluding infeed kits and table-to-table jumpers) are included
- Infeed kits and table-to-table jumpers ordered separately
- Tables are designed for maximum leg spacing for length of table
- Chrome bases have polished alum. foot covers/polished alum. vertical wire mgrs (when applicable)
- Nesting base at 29" high

		MODEL NUMBER											
Features	A x B	Basic Model	Edge Style	Power Option	Modesty Panel	Edge Color	Surface Finish	Leg Finish	Module Color	Grommet Color	Base	Approx. Packaged Weight	74P Edge (74P)
		Ⓐ	Ⓑ	Ⓒ	Ⓓ	Ⓔ	Ⓕ	Ⓖ	Ⓗ	Ⓘ	Ⓙ		
T Base	36 X 48"	PANR3648T	□□□	□□□	NMP	□□□	□□□	□□	□□□□	□□□□	□□	107.0#	$ 1486
T Base	36 X 54"	PANR3654T	□□□	□□□	NMP	□□□	□□□	□□	□□□□	□□□□	□□	114.0#	1642
T Base	36 X 60"	PANR3660T	□□□	□□□	NMP	□□□	□□□	□□	□□□□	□□□□	□□	125.0#	1663
T Base	36 X 66"	PANR3666T	□□□	□□□	NMP	□□□	□□□	□□	□□□□	□□□□	□□	132.0#	1676
T Base	36 X 72"	PANR3672T	□□□	□□□	NMP	□□□	□□□	□□	□□□□	□□□□	□□	142.0#	1695

HOW TO ORDER

Indicate the following information on order form:
1. Quantity of each item.
2. Model number, including options. See "How To Build a Model Number".
3. Any special service required.

Note: • The □ indicates that a choice is required.
- The absence of the □ indicates that no choice is required.
- Alpha-numeric characters in place of □ indicate that no other alternatives are available.

HOW TO BUILD A MODEL NUMBER

Ⓐ Select basic model.

Ⓑ Select edge style.
- **74P** - 74P edge

Ⓒ Select power option.
- **A8U** - Under-table Activ8 only (no cutout in table top); add $410
- **PGU** - Plastic grommet with under-table Activ8; add $425
- **VGU** - Grommet for Villa with under-table Activ8; add $522
- **PMN** - Activ8 PowerUp module (no under-table Activ8); add $320
- **PMU** - Activ8 PowerUp module with under-table Activ8; add $634
- **VUN** - Activ8 Villa module w/USB (no under-table Activ8); add $807
- **VUU** - Activ8 Villa module w/USB & under-table Activ8; add $1141
- **PMA1** - Pattern module, Nacre in-surface (1) ; add $695
- **PMB1** - Pattern module, Dubbel under-surface (1) ; add $443
- **PMD1** - Pattern module, Dean in-surface (1) ; add $528
- **PMO1** - Pattern module, Node in-surface (1) ; add $414
- **PS2GA1** - Pattern black snap-in RPTs (2) & grommet, Nacre (1); add $443
- **PS2MB1GA1** - Pattern black snap-in RPT's (2), Pattern Dubbel under-surface (1) & grommet, Nacre (1); add $768

Ⓓ Select modesty panel.
- **NMP** - No modesty panel

Ⓔ Select edge color.
Refer to the **Product Color Options** page in this price list.
Edge color offerings are based on edge style selections.

Ⓕ Select surface finish.
Refer to the **Product Color Options** page in this price list.

Ⓖ Select leg finish.
Refer to the **Product Color Options** page in this price list.

Ⓗ Select module color.
Refer to the **Product Color Options** page in this price list.

Ⓘ Select grommet color.
Refer to the **Product Color Options** page in this price list.

Ⓙ Select base.
- **4EC** - 4 casters
- **4GB** - 4 black glides

Casters=2 locking/2 non-locking, black wheel, silver hub

INFORMATION

LEG CLEARANCE

Table Length /	From Table Edge /	Inside Leg
30"	0.75	24
36"	0.75	30
42"	3.75	30
48"	0.75	42
54"	3.75	42
60"	0.75	54
66"	3.75	54
72"	0.75	66

INFORMATION

Contact KI Customer Service for specific models that are UL listed.

SPECIAL SERVICES

Special Carton Marking

With specially marked information	N/C

Shipping

Ships **knocked down, FOB Bonduel, WI 54107, freight prepaid.** Freight class 125.

Specifications and prices are subject to change without prior notice.

Pirouette® Tables w/Single Circuit Electrical - Fixed Height Base

Nesting Top-Rectangular-36" High (Counter Height)

Pirouette® Tables w/Single Circuit Electrical - Fixed Height Base

Nesting Top-Rectangular-36" High (Counter Height)

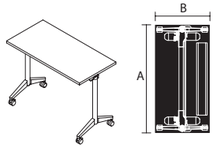

PAN3

Rectangle Table w/Single Circuit-24"D

- One grommet or module per table unit (or none with the A8U pick)
- A trough, velcro wire managers, gangers and all electrical accessories (excluding infeed kits and table-to-table jumpers) are included
- Infeed kits and table-to-table jumpers ordered separately
- Recommended chair height for 36"H table is 24" stool
- Tables are designed for maximum leg spacing for the length of the table
- Chrome bases have polished alum. foot covers/polished alum. vertical wire mgrs (when applicable)
- Nesting base at 36" high

	Features	A x B	MODEL NUMBER Basic Model	Edge Style	Power Option	Modesty Panel	Edge Color	Surface Finish	Leg Finish	Module Color	Grommet Color	Polyester Modesty Panel Color	Base	Approx. Packaged Weight	74P Edge (74P)
	T Base	24 X 36"	PANR2436H36	□□□	□□□	□□□	□□	□□□	□□	□□□	□□□□	□□□□	□□	76.0#	$ 1259
	T Base	24 X 42"	PANR2442H36	□□□	□□□	□□□	□□	□□□	□□	□□□	□□□□	□□□□	□□	81.0#	1280
				Ⓑ	Ⓒ	Ⓓ	Ⓔ	Ⓕ	Ⓖ	Ⓗ	Ⓘ	Ⓙ	Ⓚ		

HOW TO ORDER

Indicate the following information on order form:
1. Quantity of each item.
2. Model number, including options. See "How To Build a Model Number".
3. Any special service required.

Note: • The □ indicates that a choice is required.
- The absence of the □ indicates that no choice is required.
- Alpha-numeric characters in place of □ indicate that no other alternatives are available.

HOW TO BUILD A MODEL NUMBER

Ⓐ Select basic model.

Ⓑ Select edge style.
- **74P** - 74P edge

Ⓒ Select power option.
- **A8U** - Under-table Activ8 only (no cutout in table top); add $195
- **PGU** - Plastic grommet with under-table Activ8; add $208
- **VGU** - Grommet for Villa with under-table Activ8; add $306
- **PMN** - Activ8 PowerUp module (no under-table Activ8); add $285
- **VUN** - Activ8 Villa module w/USB (no under-table Activ8); add $772
- **PMA1** - Pattern module, Nacre in-surface (1) ; add $660
- **PMB1** - Pattern module, Dubbel under-surface (1) ; add $408
- **PMD1** - Pattern module, Dean in-surface (1) ; add $491
- **PMO1** - Pattern module, Node in-surface (1) ; add $384
- **PS1GA1** - Pattern black snap-in RPT (1) & grommet, Nacre (1); add $276
- **PS1MB1GA1** - Pattern black snap-in RPT (1), Pattern Dubbel under-surface (1) & grommet, Nacre (1); add $683

Ⓓ Select modesty panel.
- **NMP** - No modesty panel
- **PMP** - Polyester felt modesty panel; add $265

Ⓔ Select edge color.
Refer to the **Product Color Options** page in this price list.
Edge color offerings are based on edge style selections.

Ⓕ Select surface finish.
Refer to the **Product Color Options** page in this price list.

Ⓖ Select leg finish.
Refer to the **Product Color Options** page in this price list.

Ⓗ Select module color.
Refer to the **Product Color Options** page in this price list.

Ⓘ Select grommet color.
Refer to the **Product Color Options** page in this price list.

Ⓙ Select modesty panel color (only if polyester felt panel is chosen).
Refer to the **Product Color Options** page in this price list.

Ⓚ Select base.
- **4EC** - 4 casters
- **4GB** - 4 black glides

Casters=2 locking/2 non-locking, black wheel, silver hub

INFORMATION

Contact KI Customer Service for specific models that are UL listed.

SPECIAL SERVICES

Special Carton Marking

With specially marked information N/C

Shipping

Ships **knocked down, FOB Bonduel, WI 54107, freight prepaid.** Freight class 125.

Specifications and prices are subject to change without prior notice.

Pirouette® Tables w/Single Circuit Electrical - Fixed Height Base

Nesting Top-Rectangular-36" High (Counter Height)

Pirouette® Tables w/Single Circuit Electrical - Fixed Height Base

Nesting Top-Rectangular-36" High (Counter Height)

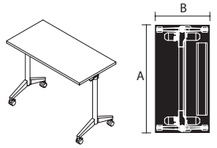

PAN3

Rectangle Table w/Single Circuit-30"D

- One grommet or module per table unit (or none with the A8U pick)
- A trough, velcro wire managers, gangers and all electrical accessories (excluding infeed kits and table-to-table jumpers) are included
- Infeed kits and table-to-table jumpers ordered separately
- Recommended chair height for 36"H table is 24" stool
- Tables are designed for maximum leg spacing for the length of the table
- Chrome bases have polished alum. foot covers/polished alum. vertical wire mgrs (when applicable)
- Nesting base at 36" high

		MODEL NUMBER											
Features	A x B	Basic Model	Edge Style	Power Option	Modesty Panel	Edge Color	Surface Finish	Leg Finish	Module Color	Grommet Color	Base	Approx. Packaged Weight	74P Edge (74P)
			Ⓐ	Ⓑ	Ⓒ	Ⓓ	Ⓔ	Ⓕ	Ⓖ	Ⓗ	Ⓘ	Ⓙ	
T Base	30 X 36"	PANR3036H36	□□□	□□□	NMP	□□□	□□□	□□	□□□□	□□□□	□□	83.0#	$ 1365
T Base	30 X 42"	PANR3042H36	□□□	□□□	NMP	□□□	□□□	□□	□□□□	□□□□	□□	89.0#	1424

HOW TO ORDER

Indicate the following information on order form:
1. Quantity of each item.
2. Model number, including options. See "How To Build a Model Number".
3. Any special service required.

Note: • The □ indicates that a choice is required.
- The absence of the □ indicates that no choice is required.
- Alpha-numeric characters in place of □ indicate that no other alternatives are available.

HOW TO BUILD A MODEL NUMBER

Ⓐ Select basic model.

Ⓑ Select edge style.
- **74P** - 74P edge

Ⓒ Select power option.
- **A8U** - Under-table Activ8 only (no cutout in table top); add $195
- **PGU** - Plastic grommet with under-table Activ8; add $208
- **VGU** - Grommet for Villa with under-table Activ8; add $306
- **PMN** - Activ8 PowerUp module (no under-table Activ8); add $285
- **VUN** - Activ8 Villa module w/USB (no under-table Activ8); add $772
- **PMA1** - Pattern module, Nacre in-surface (1) ; add $660
- **PMB1** - Pattern module, Dubbel under-surface (1) ; add $408
- **PMD1** - Pattern module, Dean in-surface (1) ; add $491
- **PMO1** - Pattern module, Node in-surface (1) ; add $384
- **PS1GA1** - Pattern black snap-in RPT (1) & grommet, Nacre (1); add $276
- **PS1MB1GA1** - Pattern black snap-in RPT (1), Pattern Dubbel under-surface (1) & grommet, Nacre (1); add $683

Ⓓ Select modesty panel.
- **NMP** - No modesty panel

Ⓔ Select edge color.
Refer to the **Product Color Options** page in this price list.
Edge color offerings are based on edge style selections.

Ⓕ Select surface finish.
Refer to the **Product Color Options** page in this price list.

Ⓖ Select leg finish.
Refer to the **Product Color Options** page in this price list.

Ⓗ Select module color.
Refer to the **Product Color Options** page in this price list.

Ⓘ Select grommet color.
Refer to the **Product Color Options** page in this price list.

Ⓙ Select base.
- **4EC** - 4 casters
- **4GB** - 4 black glides

Casters=2 locking/2 non-locking, black wheel, silver hub

INFORMATION

Contact KI Customer Service for specific models that are UL listed.

SPECIAL SERVICES

Special Carton Marking

With specially marked information N/C

Shipping

Ships **knocked down, FOB Bonduel, WI 54107, freight prepaid.** Freight class 125.

Specifications and prices are subject to change without prior notice.

Pirouette® Tables w/Single Circuit Electrical - Fixed Height Base

Nesting Top-Rectangular-36" High (Counter Height)

Pirouette® Tables w/Single Circuit Electrical - Fixed Height Base

Nesting Top-Rectangular-36" High (Counter Height)

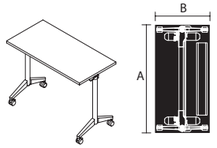

PAN3

Rectangle Table w/Single Circuit-24"D

- One grommet or module per table unit (or none with the A8U pick)
- A trough, velcro wire managers, gangers and all electrical accessories (excluding infeed kits and table-to-table jumpers) are included
- Infeed kits and table-to-table jumpers ordered separately
- Recommended chair height for 36"H table is 24" stool
- Tables are designed for maximum leg spacing for the length of the table
- Chrome bases have polished alum. foot covers/polished alum. vertical wire mgrs (when applicable)
- Nesting base at 36" high

	Features	A x B	MODEL NUMBER Basic Model	Edge Style	Power Option	Modesty Panel	Edge Color	Surface Finish	Leg Finish	Module Color	Grommet Color	Polyester Modesty Panel Color	Base	Approx. Packaged Weight	74P Edge (74P)
	T Base	24 X 48"	PANR2448H36	□□□	□□□	□□□	□□	□□□	□□	□□□	□□□□	□□□□	□□	89.0#	$ 1331
	T Base	24 X 54"	PANR2454H36	□□□	□□□	□□□	□□	□□□	□□	□□□	□□□□	□□□□	□□	94.0#	1428
	T Base	24 X 60"	PANR2460H36	□□□	□□□	□□□	□□	□□□	□□	□□□	□□□□	□□□□	□□	102.0#	1449
	T Base	24 X 66"	PANR2466H36	□□□	□□□	□□□	□□	□□□	□□	□□□	□□□□	□□□□	□□	107.0#	1558
	T Base	24 X 72"	PANR2472H36	□□□	□□□	□□□	□□	□□□	□□	□□□	□□□□	□□□□	□□	115.0#	1577
				Ⓑ	Ⓒ	Ⓓ	Ⓔ	Ⓕ	Ⓖ	Ⓗ	Ⓘ	Ⓙ	Ⓚ		

HOW TO ORDER

Indicate the following information on order form:
1. Quantity of each item.
2. Model number, including options. See "How To Build a Model Number".
3. Any special service required.

Note: • The □ indicates that a choice is required.
- The absence of the □ indicates that no choice is required.
- Alpha-numeric characters in place of □ indicate that no other alternatives are available.

HOW TO BUILD A MODEL NUMBER

Ⓐ Select basic model.

Ⓑ Select edge style.
- **74P** - 74P edge

Ⓒ Select power option.
- **A8U** - Under-table Activ8 only (no cutout in table top); add $410
- **PGU** - Plastic grommet with under-table Activ8; add $425
- **VGU** - Grommet for Villa with under-table Activ8; add $522
- **PMN** - Activ8 PowerUp module (no under-table Activ8); add $320
- **PMU** - Activ8 PowerUp module with under-table Activ8; add $634
- **VUN** - Activ8 Villa module w/USB (no under-table Activ8); add $807
- **VUU** - Activ8 Villa module w/USB & under-table Activ8; add $1141
- **PMA1** - Pattern module, Nacre in-surface (1) ; add $695
- **PMB1** - Pattern module, Dubbel under-surface (1) ; add $443
- **PMD1** - Pattern module, Dean in-surface (1) ; add $528
- **PMO1** - Pattern module, Node in-surface (1) ; add $414
- **PS2GA1** - Pattern black snap-in RPTs (2) & grommet, Nacre (1); add $443
- **PS2MB1GA1** - Pattern black snap-in RPT's (2), Pattern Dubbel under-surface (1) & grommet, Nacre (1); add $768

Ⓓ Select modesty panel.
- **NMP** - No modesty panel
- **PMP** - Polyester felt modesty panel; add $265

Ⓔ Select edge color.
Refer to the **Product Color Options** page in this price list.
Edge color offerings are based on edge style selections.

Ⓕ Select surface finish.
Refer to the **Product Color Options** page in this price list.

Ⓖ Select leg finish.
Refer to the **Product Color Options** page in this price list.

Ⓗ Select module color.
Refer to the **Product Color Options** page in this price list.

Ⓘ Select grommet color.
Refer to the **Product Color Options** page in this price list.

Ⓙ Select modesty panel color (only if polyester felt panel is chosen).
Refer to the **Product Color Options** page in this price list.

Ⓚ Select base.
- **4EC** - 4 casters
- **4GB** - 4 black glides

Casters=2 locking/2 non-locking, black wheel, silver hub

INFORMATION

Contact KI Customer Service for specific models that are UL listed.

SPECIAL SERVICES

Special Carton Marking

With specially marked information N/C

Shipping

Ships **knocked down, FOB Bonduel, WI 54107, freight prepaid.** Freight class 125.

Specifications and prices are subject to change without prior notice.

Pirouette® Tables w/Single Circuit Electrical - Fixed Height Base

Nesting Top-Rectangular-36" High (Counter Height)

Pirouette® Tables w/Single Circuit Electrical - Fixed Height Base

Nesting Top-Rectangular-36" High (Counter Height)

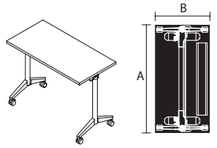

PAN3

Rectangle Table w/Single Circuit-30"D

- One grommet or module per table unit (or none with the A8U pick)
- A trough, velcro wire managers, gangers and all electrical accessories (excluding infeed kits and table-to-table jumpers) are included
- Infeed kits and table-to-table jumpers ordered separately
- Recommended chair height for 36"H table is 24" stool
- Tables are designed for maximum leg spacing for the length of the table
- Chrome bases have polished alum. foot covers/polished alum. vertical wire mgrs (when applicable)
- Nesting base at 36" high

		MODEL NUMBER											
Features	A x B	Basic Model	Edge Style	Power Option	Modesty Panel	Edge Color	Surface Finish	Leg Finish	Module Color	Grommet Color	Base	Approx. Packaged Weight	74P Edge (74P)
			Ⓐ	Ⓑ	Ⓒ	Ⓓ	Ⓔ	Ⓕ	Ⓖ	Ⓗ	Ⓘ	Ⓙ	
T Base	30 X 48"	PANR3048H36	□□□	□□□	NMP	□□□	□□□	□□	□□□□	□□□□	□□	99.0#	$ 1438
T Base	30 X 54"	PANR3054H36	□□□	□□□	NMP	□□□	□□□	□□	□□□□	□□□□	□□	105.0#	1577
T Base	30 X 60"	PANR3060H36	□□□	□□□	NMP	□□□	□□□	□□	□□□□	□□□□	□□	114.0#	1597
T Base	30 X 66"	PANR3066H36	□□□	□□□	NMP	□□□	□□□	□□	□□□□	□□□□	□□	120.0#	1651
T Base	30 X 72"	PANR3072H36	□□□	□□□	NMP	□□□	□□□	□□	□□□□	□□□□	□□	129.0#	1692

HOW TO ORDER

Indicate the following information on order form:
1. Quantity of each item.
2. Model number, including options. See "How To Build a Model Number".
3. Any special service required.

Note: • The □ indicates that a choice is required.
- The absence of the □ indicates that no choice is required.
- Alpha-numeric characters in place of □ indicate that no other alternatives are available.

HOW TO BUILD A MODEL NUMBER

Ⓐ Select basic model.

Ⓑ Select edge style.
- **74P** - 74P edge

Ⓒ Select power option.
- **A8U** - Under-table Activ8 only (no cutout in table top); add $410
- **PGU** - Plastic grommet with under-table Activ8; add $425
- **VGU** - Grommet for Villa with under-table Activ8; add $522
- **PMN** - Activ8 PowerUp module (no under-table Activ8); add $320
- **PMU** - Activ8 PowerUp module with under-table Activ8; add $634
- **VUN** - Activ8 Villa module w/USB (no under-table Activ8); add $807
- **VUU** - Activ8 Villa module w/USB & under-table Activ8; add $1141
- **PMA1** - Pattern module, Nacre in-surface (1) ; add $695
- **PMB1** - Pattern module, Dubbel under-surface (1) ; add $443
- **PMD1** - Pattern module, Dean in-surface (1) ; add $528
- **PMO1** - Pattern module, Node in-surface (1) ; add $414
- **PS2GA1** - Pattern black snap-in RPTs (2) & grommet, Nacre (1); add $443
- **PS2MB1GA1** - Pattern black snap-in RPT's (2), Pattern Dubbel under-surface (1) & grommet, Nacre (1); add $768

Ⓓ Select modesty panel.
- **NMP** - No modesty panel

Ⓔ Select edge color.
Refer to the **Product Color Options** page in this price list.
Edge color offerings are based on edge style selections.

Ⓕ Select surface finish.
Refer to the **Product Color Options** page in this price list.

Ⓖ Select leg finish.
Refer to the **Product Color Options** page in this price list.

Ⓗ Select module color.
Refer to the **Product Color Options** page in this price list.

Ⓘ Select grommet color.
Refer to the **Product Color Options** page in this price list.

Ⓙ Select base.
- **4EC** - 4 casters
- **4GB** - 4 black glides

Casters=2 locking/2 non-locking, black wheel, silver hub

INFORMATION

Contact KI Customer Service for specific models that are UL listed.

SPECIAL SERVICES

Special Carton Marking

With specially marked information N/C

Shipping

Ships **knocked down, FOB Bonduel, WI 54107, freight prepaid.** Freight class 125.

Specifications and prices are subject to change without prior notice.

Pirouette® Tables w/Single Circuit Electrical - Fixed Height Base

Nesting Top-Rectangular-42" High (Cafe Height)

Pirouette® Tables w/Single Circuit Electrical - Fixed Height Base

Nesting Top-Rectangular-42" High (Cafe Height)

			MODEL NUMBER											Approx. Packaged Weight	74P Edge (74P)
	Features	A x B	Basic Model	Edge Style	Power Option	Modesty Panel	Edge Color	Surface Finish	Leg Finish	Module Color	Grommet Color	Polyester Modesty Panel Color	Base		
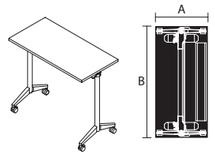	T Base	24 X 36"	PANR2436H42	□□□	□□□	□□□	□□	□□□	□□	□□□	□□□□	□□□□	□□	78.0#	$ 1312
	T Base	24 X 42"	PANR2442H42	□□□	□□□	□□□	□□	□□□	□□	□□□	□□□□	□□□□	□□	83.0#	1333
				Ⓐ	Ⓑ	Ⓒ	Ⓓ	Ⓔ	Ⓕ	Ⓖ	Ⓗ	Ⓘ	Ⓙ	Ⓚ	

PAN4

Rectangle Table w/Single Circuit-24"D

- One grommet or module per table unit (or none with the A8U pick)
- A trough, velcro wire managers, gangers and all electrical accessories (excluding infeed kits and table-to-table jumpers) are included
- Infeed kits and table-to-table jumpers ordered separately
- Recommended chair height for 42"H table is 30" stool
- Tables are designed for maximum leg spacing for the length of the table
- Chrome bases have polished alum. foot covers/polished alum. vertical wire mgrs (when applicable)
- Nesting base at 42" high

HOW TO ORDER

Indicate the following information on order form:
1. Quantity of each item.
2. Model number, including options. See "How To Build a Model Number".
3. Any special service required.

Note: • The □ indicates that a choice is required.
- The absence of the □ indicates that no choice is required.
- Alpha-numeric characters in place of □ indicate that no other alternatives are available.

HOW TO BUILD A MODEL NUMBER

Ⓐ Select basic model.

Ⓑ Select edge style.

74P	- 74P edge

Ⓒ Select power option.

A8U	- Under-table Activ8 only (no cutout in table top); add $195
PGU	- Plastic grommet with under-table Activ8; add $208
VGU	- Grommet for Villa with under-table Activ8; add $306
PMN	- Activ8 PowerUp module (no under-table Activ8); add $285
VUN	- Activ8 Villa module w/USB (no under-table Activ8); add $772
PMA1	- Pattern module, Nacre in-surface (1) ; add $660
PMB1	- Pattern module, Dubbel under-surface (1) ; add $408
PMD1	- Pattern module, Dean in-surface (1) ; add $491
PMO1	- Pattern module, Node in-surface (1) ; add $384
PS1GA1	- Pattern black snap-in RPT (1) & grommet, Nacre (1); add $276
PS1MB1GA1	- Pattern black snap-in RPT (1), Pattern Dubbel under-surface (1) & grommet, Nacre (1); add $683

Ⓓ Select modesty panel.

NMP	- No modesty panel
PMP	- Polyester felt modesty panel; add $265

Ⓔ Select edge color.
Refer to the **Product Color Options** page in this price list.
Edge color offerings are based on edge style selections.

Ⓕ Select surface finish.
Refer to the **Product Color Options** page in this price list.

Ⓖ Select leg finish.
Refer to the **Product Color Options** page in this price list.

Ⓗ Select module color.
Refer to the **Product Color Options** page in this price list.

Ⓘ Select grommet color.
Refer to the **Product Color Options** page in this price list.

Ⓙ Select modesty panel color (only if polyester felt panel is chosen).
Refer to the **Product Color Options** page in this price list.

Ⓚ Select base.

4EC	- 4 casters
4GB	- 4 black glides

Casters=2 locking/2 non-locking, black wheel, silver hub

INFORMATION

Contact KI Customer Service for specific models that are UL listed.

SPECIAL SERVICES

Special Carton Marking

With specially marked information	N/C

Shipping

Ships **knocked down, FOB Bonduel, WI 54107, freight prepaid.** Freight class 125.

Specifications and prices are subject to change without prior notice.

Pirouette® Tables w/Single Circuit Electrical - Fixed Height Base

Nesting Top-Rectangular-42" High (Cafe Height)

Pirouette® Tables w/Single Circuit Electrical - Fixed Height Base

Nesting Top-Rectangular-42" High (Cafe Height)

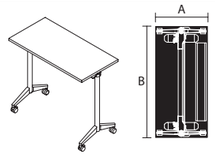

PAN4

Rectangle Table w/Single Circuit-30"D

- One grommet or module per table unit (or none with the A8U pick)
- A trough, velcro wire managers, gangers and all electrical accessories (excluding infeed kits and table-to-table jumpers) are included
- Infeed kits and table-to-table jumpers ordered separately
- Recommended chair height for 42"H table is 30" stool
- Tables are designed for maximum leg spacing for the length of the table
- Chrome bases have polished alum. foot covers/polished alum. vertical wire mgrs (when applicable)
- Nesting base at 42" high

	Features	A x B	MODEL NUMBER Basic Model	Edge Style	Power Option	Modesty Panel	Edge Color	Surface Finish	Leg Finish	Module Color	Grommet Color	Base	Approx. Packaged Weight	74P Edge (74P)
	T Base	30 X 36"	PANR3036H42	□□□	□□□	NMP	□□□	□□□	□□	□□□□	□□□□	□□	85.0#	$ 1420
	T Base	30 X 42"	PANR3042H42	□□□	□□□	NMP	□□□	□□□	□□	□□□□	□□□□	□□	91.0#	1488
			Ⓐ	Ⓑ	Ⓒ	Ⓓ	Ⓔ	Ⓕ	Ⓖ	Ⓗ	Ⓘ	Ⓙ		

HOW TO ORDER

Indicate the following information on order form:
1. Quantity of each item.
2. Model number, including options. See "How To Build a Model Number".
3. Any special service required.

Note: • The □ indicates that a choice is required.
- The absence of the □ indicates that no choice is required.
- Alpha-numeric characters in place of □ indicate that no other alternatives are available.

HOW TO BUILD A MODEL NUMBER

Ⓐ Select basic model.

Ⓑ Select edge style.
- **74P** - 74P edge

Ⓒ Select power option.
- **A8U** - Under-table Activ8 only (no cutout in table top); add $195
- **PGU** - Plastic grommet with under-table Activ8; add $208
- **VGU** - Grommet for Villa with under-table Activ8; add $306
- **PMN** - Activ8 PowerUp module (no under-table Activ8); add $285
- **VUN** - Activ8 Villa module w/USB (no under-table Activ8); add $772
- **PMA1** - Pattern module, Nacre in-surface (1) ; add $660
- **PMB1** - Pattern module, Dubbel under-surface (1) ; add $408
- **PMD1** - Pattern module, Dean in-surface (1) ; add $491
- **PMO1** - Pattern module, Node in-surface (1) ; add $384
- **PS1GA1** - Pattern black snap-in RPT (1) & grommet, Nacre (1); add $276
- **PS1MB1GA1** - Pattern black snap-in RPT (1), Pattern Dubbel under-surface (1) & grommet, Nacre (1); add $683

Ⓓ Select modesty panel.
- **NMP** - No modesty panel

Ⓔ Select edge color.
Refer to the **Product Color Options** page in this price list.
Edge color offerings are based on edge style selections.

Ⓕ Select surface finish.
Refer to the **Product Color Options** page in this price list.

Ⓖ Select leg finish.
Refer to the **Product Color Options** page in this price list.

Ⓗ Select module color.
Refer to the **Product Color Options** page in this price list.

Ⓘ Select grommet color.
Refer to the **Product Color Options** page in this price list.

Ⓙ Select base.
- **4EC** - 4 casters
- **4GB** - 4 black glides

Casters=2 locking/2 non-locking, black wheel, silver hub

INFORMATION

Contact KI Customer Service for specific models that are UL listed.

SPECIAL SERVICES

Special Carton Marking

With specially marked information N/C

Shipping

Ships **knocked down, FOB Bonduel, WI 54107, freight prepaid.** Freight class 125.

Specifications and prices are subject to change without prior notice.

Pirouette® Tables w/Single Circuit Electrical - Fixed Height Base

Nesting Top-Rectangular-42" High (Cafe Height)

Pirouette® Tables w/Single Circuit Electrical - Fixed Height Base

Nesting Top-Rectangular-42" High (Cafe Height)

	Features	A x B	MODEL NUMBER Basic Model	Edge Style	Power Option	Modesty Panel	Edge Color	Surface Finish	Leg Finish	Module Color	Grommet Color	Polyester Modesty Panel Color	Base	Approx. Packaged Weight	74P Edge (74P)
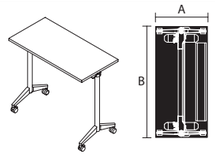	T Base	24 X 48"	PANR2448H42	□□□	□□□	□□□	□□	□□□	□□	□□□	□□□□	□□□□	□□	91.0#	$ 1383
	T Base	24 X 54"	PANR2454H42	□□□	□□□	□□□	□□	□□□	□□	□□□	□□□□	□□□□	□□	96.0#	1481
	T Base	24 X 60"	PANR2460H42	□□□	□□□	□□□	□□	□□□	□□	□□□	□□□□	□□□□	□□	104.0#	1501
	T Base	24 X 66"	PANR2466H42	□□□	□□□	□□□	□□	□□□	□□	□□□	□□□□	□□□□	□□	109.0#	1612
	T Base	24 X 72"	PANR2472H42	□□□	□□□	□□□	□□	□□□	□□	□□□	□□□□	□□□□	□□	117.0#	1630
			Ⓐ	Ⓑ	Ⓒ	Ⓓ	Ⓔ	Ⓕ	Ⓖ	Ⓗ	Ⓘ	Ⓙ	Ⓚ		

PAN4

Rectangle Table w/Single Circuit-24"D

- One grommet or module per table unit (or none with the A8U pick)
- A trough, velcro wire managers, gangers and all electrical accessories (excluding infeed kits and table-to-table jumpers) are included
- Infeed kits and table-to-table jumpers ordered separately
- Recommended chair height for 42"H table is 30" stool
- Tables are designed for maximum leg spacing for the length of the table
- Chrome bases have polished alum. foot covers/polished alum. vertical wire mgrs (when applicable)
- Nesting base at 42" high

HOW TO ORDER

Indicate the following information on order form:
1. Quantity of each item.
2. Model number, including options. See "How To Build a Model Number".
3. Any special service required.

Note: • The □ indicates that a choice is required.
- The absence of the □ indicates that no choice is required.
- Alpha-numeric characters in place of □ indicate that no other alternatives are available.

HOW TO BUILD A MODEL NUMBER

Ⓐ Select basic model.

Ⓑ Select edge style.

74P	- 74P edge

Ⓒ Select power option.

A8U	- Under-table Activ8 only (no cutout in table top); add $410
PGU	- Plastic grommet with under-table Activ8; add $425
VGU	- Grommet for Villa with under-table Activ8; add $522
PMN	- Activ8 PowerUp module (no under-table Activ8); add $320
PMU	- Activ8 PowerUp module with under-table Activ8; add $634
VUN	- Activ8 Villa module w/USB (no under-table Activ8); add $807
VUU	- Activ8 Villa module w/USB & under-table Activ8; add $1141
PMA1	- Pattern module, Nacre in-surface (1) ; add $695
PMB1	- Pattern module, Dubbel under-surface (1) ; add $443
PMD1	- Pattern module, Dean in-surface (1) ; add $528
PMO1	- Pattern module, Node in-surface (1) ; add $414
PS2GA1	- Pattern black snap-in RPTs (2) & grommet, Nacre (1); add $443
PS2MB1GA1	- Pattern black snap-in RPT's (2), Pattern Dubbel under-surface (1) & grommet, Nacre (1); add $768

Ⓓ Select modesty panel.

NMP	- No modesty panel
PMP	- Polyester felt modesty panel; add $265

Ⓔ Select edge color.
Refer to the **Product Color Options** page in this price list.
Edge color offerings are based on edge style selections.

Ⓕ Select surface finish.
Refer to the **Product Color Options** page in this price list.

Ⓖ Select leg finish.
Refer to the **Product Color Options** page in this price list.

Ⓗ Select module color.
Refer to the **Product Color Options** page in this price list.

Ⓘ Select grommet color.
Refer to the **Product Color Options** page in this price list.

Ⓙ Select modesty panel color (only if polyester felt panel is chosen).
Refer to the **Product Color Options** page in this price list.

Ⓚ Select base.

4EC	- 4 casters
4GB	- 4 black glides

Casters=2 locking/2 non-locking, black wheel, silver hub

INFORMATION

Contact KI Customer Service for specific models that are UL listed.

SPECIAL SERVICES

Special Carton Marking

With specially marked information	N/C

Shipping

Ships **knocked down, FOB Bonduel, WI 54107, freight prepaid.** Freight class 125.

Specifications and prices are subject to change without prior notice.

Pirouette® Tables w/Single Circuit Electrical - Fixed Height Base

Nesting Top-Rectangular-42" High (Cafe Height)

Pirouette® Tables w/Single Circuit Electrical - Fixed Height Base

Nesting Top-Rectangular-42" High (Cafe Height)

	Features	A x B	MODEL NUMBER Basic Model	Edge Style	Power Option	Modesty Panel	Edge Color	Surface Finish	Leg Finish	Module Color	Grommet Color	Base	Approx. Packaged Weight	74P Edge (74P)
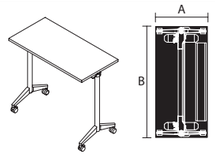	T Base	30 X 48"	PANR3048H42	□□□	□□□	NMP	□□□	□□□	□□	□□□□	□□□□	□□	101.0#	$ 1504
	T Base	30 X 54"	PANR3054H42	□□□	□□□	NMP	□□□	□□□	□□	□□□□	□□□□	□□	107.0#	1630
	T Base	30 X 60"	PANR3060H42	□□□	□□□	NMP	□□□	□□□	□□	□□□□	□□□□	□□	116.0#	1648
	T Base	30 X 66"	PANR3066H42	□□□	□□□	NMP	□□□	□□□	□□	□□□□	□□□□	□□	122.0#	1706
	T Base	30 X 72"	PANR3072H42	□□□	□□□	NMP	□□□	□□□	□□	□□□□	□□□□	□□	131.0#	1744
				Ⓐ	Ⓑ	Ⓒ	Ⓓ	Ⓔ	Ⓕ	Ⓖ	Ⓗ	Ⓘ	Ⓙ	

PAN4

Rectangle Table w/Single Circuit-30"D

- One grommet or module per table unit (or none with the A8U pick)
- A trough, velcro wire managers, gangers and all electrical accessories (excluding infeed kits and table-to-table jumpers) are included
- Infeed kits and table-to-table jumpers ordered separately
- Recommended chair height for 42"H table is 30" stool
- Tables are designed for maximum leg spacing for the length of the table
- Chrome bases have polished alum. foot covers/polished alum. vertical wire mgrs (when applicable)
- Nesting base at 42" high

HOW TO ORDER

Indicate the following information on order form:
1. Quantity of each item.
2. Model number, including options. See "How To Build a Model Number".
3. Any special service required.

Note: • The □ indicates that a choice is required.
- The absence of the □ indicates that no choice is required.
- Alpha-numeric characters in place of □ indicate that no other alternatives are available.

HOW TO BUILD A MODEL NUMBER

Ⓐ Select basic model.

Ⓑ Select edge style.
- **74P** - 74P edge

Ⓒ Select power option.
- **A8U** - Under-table Activ8 only (no cutout in table top); add $410
- **PGU** - Plastic grommet with under-table Activ8; add $425
- **VGU** - Grommet for Villa with under-table Activ8; add $522
- **PMN** - Activ8 PowerUp module (no under-table Activ8); add $320
- **PMU** - Activ8 PowerUp module with under-table Activ8; add $634
- **VUN** - Activ8 Villa module w/USB (no under-table Activ8); add $807
- **VUU** - Activ8 Villa module w/USB & under-table Activ8; add $1141
- **PMA1** - Pattern module, Nacre in-surface (1) ; add $695
- **PMB1** - Pattern module, Dubbel under-surface (1) ; add $443
- **PMD1** - Pattern module, Dean in-surface (1) ; add $528
- **PMO1** - Pattern module, Node in-surface (1) ; add $414
- **PS2GA1** - Pattern black snap-in RPTs (2) & grommet, Nacre (1); add $443
- **PS2MB1GA1** - Pattern black snap-in RPT's (2), Pattern Dubbel under-surface (1) & grommet, Nacre (1); add $768

Ⓓ Select modesty panel.
- **NMP** - No modesty panel

Ⓔ Select edge color.
Refer to the **Product Color Options** page in this price list.
Edge color offerings are based on edge style selections.

Ⓕ Select surface finish.
Refer to the **Product Color Options** page in this price list.

Ⓖ Select leg finish.
Refer to the **Product Color Options** page in this price list.

Ⓗ Select module color.
Refer to the **Product Color Options** page in this price list.

Ⓘ Select grommet color.
Refer to the **Product Color Options** page in this price list.

Ⓙ Select base.
- **4EC** - 4 casters
- **4GB** - 4 black glides

Casters=2 locking/2 non-locking, black wheel, silver hub

INFORMATION

Contact KI Customer Service for specific models that are UL listed.

SPECIAL SERVICES

Special Carton Marking

With specially marked information N/C

Shipping

Ships **knocked down, FOB Bonduel, WI 54107, freight prepaid.** Freight class 125.

Specifications and prices are subject to change without prior notice.

Pirouette® Tables w/Single Circuit Electrical - Fixed Height Base

Nesting Top-Chevron-29" High (Standard Height)

Pirouette® Tables w/Single Circuit Electrical - Fixed Height Base

Nesting Top-Chevron-29" High (Standard Height)

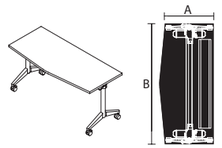

PANT

Chevron Tables w/Single Circuit-24"D

- One grommet or module per table unit (or none with the A8U pick)
- A trough, velcro wire managers, gangers and all electrical accessories (excluding infeed kits and table-to-table jumpers) are included
- Infeed kits and table-to-table jumpers ordered separately
- Tables are designed for maximum leg spacing for the length of the table
- Chrome bases have polished alum. foot covers/polished alum. vertical wire mgrs (when applicable)
- Nesting base at 29" high

	Features	A x B	MODEL NUMBER Basic Model	Edge Style	Power Option	Modesty Panel	Edge Color	Surface Finish	Leg Finish	Module Color	Grommet Color	Polyester Modesty Panel Color	Base	Approx. Packaged Weight	74P Edge (74P)
	T Base	24 X 60"	PANCV2460	□□□	□□□	□□□	□□□	□□□	□□	□□□□	□□□□	□□□□	□□	103.0#	$ 1407
	T Base	24 X 72"	PANCV2472	□□□	□□□	□□□	□□□	□□□	□□	□□□□	□□□□	□□□□	□□	117.0#	1490
			Ⓐ	Ⓑ	Ⓒ	Ⓓ	Ⓔ	Ⓕ	Ⓖ	Ⓗ	Ⓘ	Ⓙ	Ⓚ		

HOW TO ORDER

Indicate the following information on order form:
1. Quantity of each item.
2. Model number, including options. See "How To Build a Model Number".
3. Any special service required.

Note: • The □ indicates that a choice is required.
- The absence of the □ indicates that no choice is required.
- Alpha-numeric characters in place of □ indicate that no other alternatives are available.

HOW TO BUILD A MODEL NUMBER

Ⓐ Select basic model.

Ⓑ Select edge style.

74P	- 74P edge

Ⓒ Select power option.

A8U	- Under-table Activ8 only (no cutout in table top); add $410
PGU	- Plastic grommet with under-table Activ8; add $425
VGU	- Grommet for Villa with under-table Activ8; add $522
PMN	- Activ8 PowerUp module (no under-table Activ8); add $320
PMU	- Activ8 PowerUp module with under-table Activ8; add $634
VUN	- Activ8 Villa module w/USB (no under-table Activ8); add $807
VUU	- Activ8 Villa module w/USB & under-table Activ8; add $1141
PMA1	- Pattern module, Nacre in-surface (1) ; add $695
PMB1	- Pattern module, Dubbel under-surface (1) ; add $443
PMD1	- Pattern module, Dean in-surface (1) ; add $528
PMO1	- Pattern module, Node in-surface (1) ; add $414
PS2GA1	- Pattern black snap-in RPTs (2) & grommet, Nacre (1); add $443
PS2MB1GA1	- Pattern black snap-in RPT's (2), Pattern Dubbel under-surface (1) & grommet, Nacre (1); add $768

Ⓓ Select modesty panel.

FMP	- Fabric modesty panel; add $364
NMP	- No modesty panel
PMP	- Polyester felt modesty panel; add $182

Ⓔ Select edge color.
Refer to the **Product Color Options** page in this price list.
Edge color offerings are based on edge style selections.

Ⓕ Select surface finish.
Refer to the **Product Color Options** page in this price list.

Ⓖ Select leg finish.
Refer to the **Product Color Options** page in this price list.

Ⓗ Select module color.
Refer to the **Product Color Options** page in this price list.

Ⓘ Select grommet color.
Refer to the **Product Color Options** page in this price list.

Ⓙ Select modesty panel color (only if polyester felt panel is chosen).
Refer to the **Product Color Options** page in this price list.

Ⓚ Select base.

4EC	- 4 casters
4GB	- 4 black glides

Casters=2 locking/2 non-locking, black wheel, silver hub

INFORMATION

Contact KI Customer Service for specific models that are UL listed.

SPECIAL SERVICES

Special Carton Marking

With specially marked information	N/C

Shipping

Ships **knocked down, FOB Bonduel, WI 54107, freight prepaid.** Freight class 125.

Specifications and prices are subject to change without prior notice.

Pirouette® Tables w/Single Circuit Electrical - Fixed Height Base

Nesting Top-Chevron-29" High (Standard Height)

Pirouette® Tables w/Single Circuit Electrical - Fixed Height Base

Nesting Top-Chevron-29" High (Standard Height)

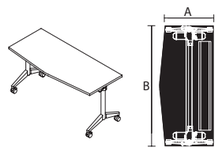

PANT

Chevron Tables w/Single Circuit-30"D

- One grommet or module per table unit (or none with the A8U pick)
- A trough, velcro wire managers, gangers and all electrical accessories (excluding infeed kits and table-to-table jumpers) are included
- Infeed kits and table-to-table jumpers ordered separately
- Tables are designed for maximum leg spacing for the length of the table
- Chrome bases have polished alum. foot covers/polished alum. vertical wire mgrs (when applicable)
- Nesting base at 29" high

	Features	A x B	MODEL NUMBER Basic Model	Edge Style	Power Option	Modesty Panel	Edge Color	Surface Finish	Leg Finish	Module Color	Grommet Color	Base	Approx. Packaged Weight	74P Edge (74P)
	T Base	30 X 60"	PANCV3060	□□□	□□□	NMP	□□□	□□□	□□	□□□□	□□□□	□□	115.0#	$ 1557
	T Base	30 X 72"	PANCV3072	□□□	□□□	NMP	□□□	□□□	□□	□□□□	□□□□	□□	131.0#	1684
				Ⓑ	Ⓒ	Ⓓ	Ⓔ	Ⓕ	Ⓖ	Ⓗ	Ⓘ	Ⓙ		

HOW TO ORDER

Indicate the following information on order form:
1. Quantity of each item.
2. Model number, including options. See "How To Build a Model Number".
3. Any special service required.

Note: • The □ indicates that a choice is required.
- The absence of the □ indicates that no choice is required.
- Alpha-numeric characters in place of □ indicate that no other alternatives are available.

HOW TO BUILD A MODEL NUMBER

Ⓐ Select basic model.

Ⓑ Select edge style.
- **74P** - 74P edge

Ⓒ Select power option.
- **A8U** - Under-table Activ8 only (no cutout in table top); add $410
- **PGU** - Plastic grommet with under-table Activ8; add $425
- **VGU** - Grommet for Villa with under-table Activ8; add $522
- **PMN** - Activ8 PowerUp module (no under-table Activ8); add $320
- **PMU** - Activ8 PowerUp module with under-table Activ8; add $634
- **VUN** - Activ8 Villa module w/USB (no under-table Activ8); add $807
- **VUU** - Activ8 Villa module w/USB & under-table Activ8; add $1141
- **PMA1** - Pattern module, Nacre in-surface (1) ; add $695
- **PMB1** - Pattern module, Dubbel under-surface (1) ; add $443
- **PMD1** - Pattern module, Dean in-surface (1) ; add $528
- **PMO1** - Pattern module, Node in-surface (1) ; add $414
- **PS2GA1** - Pattern black snap-in RPTs (2) & grommet, Nacre (1); add $443
- **PS2MB1GA1** - Pattern black snap-in RPT's (2), Pattern Dubbel under-surface (1) & grommet, Nacre (1); add $768

Ⓓ Select modesty panel.
- **NMP** - No modesty panel

Ⓔ Select edge color.
Refer to the **Product Color Options** page in this price list.
Edge color offerings are based on edge style selections.

Ⓕ Select surface finish.
Refer to the **Product Color Options** page in this price list.

Ⓖ Select leg finish.
Refer to the **Product Color Options** page in this price list.

Ⓗ Select module color.
Refer to the **Product Color Options** page in this price list.

Ⓘ Select grommet color.
Refer to the **Product Color Options** page in this price list.

Ⓙ Select base.
- **4EC** - 4 casters
- **4GB** - 4 black glides

Casters=2 locking/2 non-locking, black wheel, silver hub

INFORMATION

Contact KI Customer Service for specific models that are UL listed.

SPECIAL SERVICES

Special Carton Marking

With specially marked information N/C

Shipping

Ships **knocked down, FOB Bonduel, WI 54107, freight prepaid.** Freight class 125.

Specifications and prices are subject to change without prior notice.

Pirouette® Tables w/Single Circuit Electrical - Fixed Height Base

Nesting Top-Chevron-36" High (Counter Height)

Pirouette® Tables w/Single Circuit Electrical - Fixed Height Base

Nesting Top-Chevron-36" High (Counter Height)

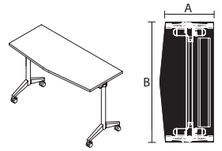

PAN3

Chevron Tables w/Single Circuit-24"D

- One grommet or module per table unit (or none with the A8U pick)
- A trough, velcro wire managers, gangers and all electrical accessories (excluding infeed kits and table-to-table jumpers) are included
- Infeed kits and table-to-table jumpers ordered separately
- Recommended chair height for 36"H table is 24" stool
- Tables are designed for maximum leg spacing for the length of the table
- Chrome bases have polished alum. foot covers/polished alum. vertical wire mgrs (when applicable)
- Nesting base at 36" high

	Features	A x B	MODEL NUMBER Basic Model	Edge Style	Power Option	Modesty Panel	Edge Color	Surface Finish	Leg Finish	Module Color	Grommet Color	Polyester Modesty Panel Color	Base	Approx. Packaged Weight	74P Edge (74P)
	T Base	24 X 60"	PANCV2460H36	□□□	□□□	□□□	□□	□□□	□□	□□□	□□□□	□□□□	□□	105.0#	$ 1465
	T Base	24 X 72"	PANCV2472H36	□□□	□□□	□□□	□□	□□□	□□	□□□	□□□□	□□□□	□□	119.0#	1554
				Ⓑ	Ⓒ	Ⓓ	Ⓔ	Ⓕ	Ⓖ	Ⓗ	Ⓘ	Ⓙ	Ⓚ		

HOW TO ORDER

Indicate the following information on order form:
1. Quantity of each item.
2. Model number, including options. See "How To Build a Model Number".
3. Any special service required.

Note: • The □ indicates that a choice is required.
- The absence of the □ indicates that no choice is required.
- Alpha-numeric characters in place of □ indicate that no other alternatives are available.

HOW TO BUILD A MODEL NUMBER

Ⓐ Select basic model.

Ⓑ Select edge style.
- **74P** - 74P edge

Ⓒ Select power option.
- **A8U** - Under-table Activ8 only (no cutout in table top); add $410
- **PGU** - Plastic grommet with under-table Activ8; add $425
- **VGU** - Grommet for Villa with under-table Activ8; add $522
- **PMN** - Activ8 PowerUp module (no under-table Activ8); add $320
- **PMU** - Activ8 PowerUp module with under-table Activ8; add $634
- **VUN** - Activ8 Villa module w/USB (no under-table Activ8); add $807
- **VUU** - Activ8 Villa module w/USB & under-table Activ8; add $1141
- **PMA1** - Pattern module, Nacre in-surface (1) ; add $695
- **PMB1** - Pattern module, Dubbel under-surface (1) ; add $443
- **PMD1** - Pattern module, Dean in-surface (1) ; add $528
- **PMO1** - Pattern module, Node in-surface (1) ; add $414
- **PS2GA1** - Pattern black snap-in RPTs (2) & grommet, Nacre (1); add $443
- **PS2MB1GA1** - Pattern black snap-in RPT's (2), Pattern Dubbel under-surface (1) & grommet, Nacre (1); add $768

Ⓓ Select modesty panel.
- **NMP** - No modesty panel
- **PMP** - Polyester felt modesty panel; add $265

Ⓔ Select edge color.
Refer to the **Product Color Options** page in this price list.
Edge color offerings are based on edge style selections.

Ⓕ Select surface finish.
Refer to the **Product Color Options** page in this price list.

Ⓖ Select leg finish.
Refer to the **Product Color Options** page in this price list.

Ⓗ Select module color.
Refer to the **Product Color Options** page in this price list.

Ⓘ Select grommet color.
Refer to the **Product Color Options** page in this price list.

Ⓙ Select modesty panel color (only if polyester felt panel is chosen).
Refer to the **Product Color Options** page in this price list.

Ⓚ Select base.
- **4EC** - 4 casters
- **4GB** - 4 black glides

Casters=2 locking/2 non-locking, black wheel, silver hub

INFORMATION

Contact KI Customer Service for specific models that are UL listed.

SPECIAL SERVICES

Special Carton Marking

With specially marked information N/C

Shipping

Ships **knocked down, FOB Bonduel, WI 54107, freight prepaid.** Freight class 125.

Specifications and prices are subject to change without prior notice.

Pirouette® Tables w/Single Circuit Electrical - Fixed Height Base

Nesting Top-Chevron-36" High (Counter Height)

Pirouette® Tables w/Single Circuit Electrical - Fixed Height Base

Nesting Top-Chevron-36" High (Counter Height)

			MODEL NUMBER											
	Features	A x B	Basic Model	Edge Style	Power Option	Modesty Panel	Edge Color	Surface Finish	Leg Finish	Module Color	Grommet Color	Base	Approx. Packaged Weight	74P Edge (74P)
	T Base	30 X 60"	PANCV3060H36	□□□	□□□	NMP	□□□	□□□	□□	□□□□	□□□□	□□	117.0#	$ 1648
	T Base	30 X 72"	PANCV3072H36	□□□	□□□	NMP	□□□	□□□	□□	□□□□	□□□□	□□	133.0#	1777
			Ⓐ	Ⓑ	Ⓒ	Ⓓ	Ⓔ	Ⓕ	Ⓖ	Ⓗ	Ⓘ	Ⓙ		

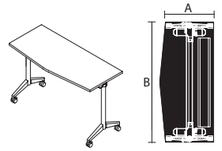

PAN3

Chevron Tables w/Single Circuit-30"D

- One grommet or module per table unit (or none with the A8U pick)
- A trough, velcro wire managers, gangers and all electrical accessories (excluding infeed kits and table-to-table jumpers) are included
- Infeed kits and table-to-table jumpers ordered separately
- Recommended chair height for 36"H table is 24" stool
- Tables are designed for maximum leg spacing for the length of the table
- Chrome bases have polished alum. foot covers/polished alum. vertical wire mgrs (when applicable)
- Nesting base at 36" high

HOW TO ORDER

Indicate the following information on order form:
1. Quantity of each item.
2. Model number, including options. See "How To Build a Model Number".
3. Any special service required.

Note: • The ☐ indicates that a choice is required.
- The absence of the ☐ indicates that no choice is required.
- Alpha-numeric characters in place of ☐ indicate that no other alternatives are available.

HOW TO BUILD A MODEL NUMBER

Ⓐ Select basic model.

Ⓑ Select edge style.
- **74P** - 74P edge

Ⓒ Select power option.
- **A8U** - Under-table Activ8 only (no cutout in table top); add $410
- **PGU** - Plastic grommet with under-table Activ8; add $425
- **VGU** - Grommet for Villa with under-table Activ8; add $522
- **PMN** - Activ8 PowerUp module (no under-table Activ8); add $320
- **PMU** - Activ8 PowerUp module with under-table Activ8; add $634
- **VUN** - Activ8 Villa module w/USB (no under-table Activ8); add $807
- **VUU** - Activ8 Villa module w/USB & under-table Activ8; add $1141
- **PMA1** - Pattern module, Nacre in-surface (1) ; add $695
- **PMB1** - Pattern module, Dubbel under-surface (1) ; add $443
- **PMD1** - Pattern module, Dean in-surface (1) ; add $528
- **PMO1** - Pattern module, Node in-surface (1) ; add $414
- **PS2GA1** - Pattern black snap-in RPTs (2) & grommet, Nacre (1); add $443
- **PS2MB1GA1** - Pattern black snap-in RPT's (2), Pattern Dubbel under-surface (1) & grommet, Nacre (1); add $768

Ⓓ Select modesty panel.
- **NMP** - No modesty panel

Ⓔ Select edge color.
Refer to the **Product Color Options** page in this price list.
Edge color offerings are based on edge style selections.

Ⓕ Select surface finish.
Refer to the **Product Color Options** page in this price list.

Ⓖ Select leg finish.
Refer to the **Product Color Options** page in this price list.

Ⓗ Select module color.
Refer to the **Product Color Options** page in this price list.

Ⓘ Select grommet color.
Refer to the **Product Color Options** page in this price list.

Ⓙ Select base.
- **4EC** - 4 casters
- **4GB** - 4 black glides

Casters=2 locking/2 non-locking, black wheel, silver hub

INFORMATION

Contact KI Customer Service for specific models that are UL listed.

SPECIAL SERVICES

Special Carton Marking

With specially marked information N/C

Shipping

Ships **knocked down, FOB Bonduel, WI 54107, freight prepaid.** Freight class 125.

Specifications and prices are subject to change without prior notice.

Pirouette® Tables w/Single Circuit Electrical - Fixed Height Base

Nesting Top-Chevron-42" High (Cafe Height)

Pirouette® Tables w/Single Circuit Electrical - Fixed Height Base

Nesting Top-Chevron-42" High (Cafe Height)

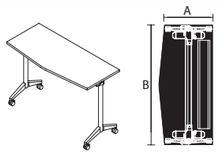

PAN4

Chevron Tables w/Single Circuit-24"D

- One grommet or module per table unit (or none with the A8U pick)
- A trough, velcro wire managers, gangers and all electrical accessories (excluding infeed kits and table-to-table jumpers) are included
- Infeed kits and table-to-table jumpers ordered separately
- Recommended chair height for 42"H table is 30" stool
- Tables are designed for maximum leg spacing for the length of the table
- Chrome bases have polished alum. foot covers/polished alum. vertical wire mgrs (when applicable)
- Nesting base at 42" high

	Features	A x B	MODEL NUMBER Basic Model	Edge Style	Power Option	Modesty Panel	Edge Color	Surface Finish	Leg Finish	Module Color	Grommet Color	Polyester Modesty Panel Color	Base	Approx. Packaged Weight	74P Edge (74P)
	T Base	24 X 60"	PANCV2460H42	□□□	□□□	□□□	□□	□□□	□□	□□□	□□□□	□□□□	□□	107.0#	$ 1519
	T Base	24 X 72"	PANCV2472H42	□□□	□□□	□□□	□□	□□□	□□	□□□	□□□□	□□□□	□□	121.0#	1605
				Ⓑ	Ⓒ	Ⓓ	Ⓔ	Ⓕ	Ⓖ	Ⓗ	Ⓘ	Ⓙ	Ⓚ		

HOW TO ORDER

Indicate the following information on order form:
1. Quantity of each item.
2. Model number, including options. See "How To Build a Model Number".
3. Any special service required.

Note: • The □ indicates that a choice is required.
- The absence of the □ indicates that no choice is required.
- Alpha-numeric characters in place of □ indicate that no other alternatives are available.

HOW TO BUILD A MODEL NUMBER

Ⓐ Select basic model.

Ⓑ Select edge style.
- **74P** - 74P edge

Ⓒ Select power option.
- **A8U** - Under-table Activ8 only (no cutout in table top); add $410
- **PGU** - Plastic grommet with under-table Activ8; add $425
- **VGU** - Grommet for Villa with under-table Activ8; add $522
- **PMN** - Activ8 PowerUp module (no under-table Activ8); add $320
- **PMU** - Activ8 PowerUp module with under-table Activ8; add $634
- **VUN** - Activ8 Villa module w/USB (no under-table Activ8); add $807
- **VUU** - Activ8 Villa module w/USB & under-table Activ8; add $1141
- **PMA1** - Pattern module, Nacre in-surface (1) ; add $695
- **PMB1** - Pattern module, Dubbel under-surface (1) ; add $443
- **PMD1** - Pattern module, Dean in-surface (1) ; add $528
- **PMO1** - Pattern module, Node in-surface (1) ; add $414
- **PS2GA1** - Pattern black snap-in RPTs (2) & grommet, Nacre (1); add $443
- **PS2MB1GA1** - Pattern black snap-in RPT's (2), Pattern Dubbel under-surface (1) & grommet, Nacre (1); add $768

Ⓓ Select modesty panel.
- **NMP** - No modesty panel
- **PMP** - Polyester felt modesty panel; add $265

Ⓔ Select edge color.
Refer to the **Product Color Options** page in this price list.
Edge color offerings are based on edge style selections.

Ⓕ Select surface finish.
Refer to the **Product Color Options** page in this price list.

Ⓖ Select leg finish.
Refer to the **Product Color Options** page in this price list.

Ⓗ Select module color.
Refer to the **Product Color Options** page in this price list.

Ⓘ Select grommet color.
Refer to the **Product Color Options** page in this price list.

Ⓙ Select modesty panel color (only if polyester felt panel is chosen).
Refer to the **Product Color Options** page in this price list.

Ⓚ Select base.
- **4EC** - 4 casters
- **4GB** - 4 black glides

Casters=2 locking/2 non-locking, black wheel, silver hub

INFORMATION

Contact KI Customer Service for specific models that are UL listed.

SPECIAL SERVICES

Special Carton Marking

With specially marked information N/C

Shipping

Ships **knocked down, FOB Bonduel, WI 54107, freight prepaid.** Freight class 125.

Specifications and prices are subject to change without prior notice.

Pirouette® Tables w/Single Circuit Electrical - Fixed Height Base

Nesting Top-Chevron-42" High (Cafe Height)

Pirouette® Tables w/Single Circuit Electrical - Fixed Height Base

Nesting Top-Chevron-42" High (Cafe Height)

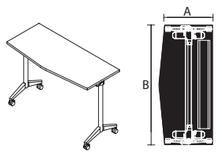

PAN4

Chevron Tables w/Single Circuit-30"D

- One grommet or module per table unit (or none with the A8U pick)
- A trough, velcro wire managers, gangers and all electrical accessories (excluding infeed kits and table-to-table jumpers) are included
- Infeed kits and table-to-table jumpers ordered separately
- Recommended chair height for 42"H table is 30" stool
- Tables are designed for maximum leg spacing for the length of the table
- Chrome bases have polished alum. foot covers/polished alum. vertical wire mgrs (when applicable)
- Nesting base at 42" high

	Features	A x B	MODEL NUMBER Basic Model	Edge Style	Power Option	Modesty Panel	Edge Color	Surface Finish	Leg Finish	Module Color	Grommet Color	Base	Approx. Packaged Weight	74P Edge (74P)
	T Base	30 X 60"	PANCV3060H42	□□□	□□□	NMP	□□□	□□□	□□	□□□□	□□□□	□□	119.0#	$ 1702
	T Base	30 X 72"	PANCV3072H42	□□□	□□□	NMP	□□□	□□□	□□	□□□□	□□□□	□□	135.0#	1829
				Ⓑ	Ⓒ	Ⓓ	Ⓔ	Ⓕ	Ⓖ	Ⓗ	Ⓘ	Ⓙ		

HOW TO ORDER

Indicate the following information on order form:
1. Quantity of each item.
2. Model number, including options. See "How To Build a Model Number".
3. Any special service required.

Note: • The □ indicates that a choice is required.
- The absence of the □ indicates that no choice is required.
- Alpha-numeric characters in place of □ indicate that no other alternatives are available.

HOW TO BUILD A MODEL NUMBER

Ⓐ Select basic model.

Ⓑ Select edge style.
- **74P** - 74P edge

Ⓒ Select power option.
- **A8U** - Under-table Activ8 only (no cutout in table top); add $410
- **PGU** - Plastic grommet with under-table Activ8; add $425
- **VGU** - Grommet for Villa with under-table Activ8; add $522
- **PMN** - Activ8 PowerUp module (no under-table Activ8); add $320
- **PMU** - Activ8 PowerUp module with under-table Activ8; add $634
- **VUN** - Activ8 Villa module w/USB (no under-table Activ8); add $807
- **VUU** - Activ8 Villa module w/USB & under-table Activ8; add $1141
- **PMA1** - Pattern module, Nacre in-surface (1) ; add $695
- **PMB1** - Pattern module, Dubbel under-surface (1) ; add $443
- **PMD1** - Pattern module, Dean in-surface (1) ; add $528
- **PMO1** - Pattern module, Node in-surface (1) ; add $414
- **PS2GA1** - Pattern black snap-in RPTs (2) & grommet, Nacre (1); add $443
- **PS2MB1GA1** - Pattern black snap-in RPT's (2), Pattern Dubbel under-surface (1) & grommet, Nacre (1); add $768

Ⓓ Select modesty panel.
- **NMP** - No modesty panel

Ⓔ Select edge color.
Refer to the **Product Color Options** page in this price list.
Edge color offerings are based on edge style selections.

Ⓕ Select surface finish.
Refer to the **Product Color Options** page in this price list.

Ⓖ Select leg finish.
Refer to the **Product Color Options** page in this price list.

Ⓗ Select module color.
Refer to the **Product Color Options** page in this price list.

Ⓘ Select grommet color.
Refer to the **Product Color Options** page in this price list.

Ⓙ Select base.
- **4EC** - 4 casters
- **4GB** - 4 black glides

Casters=2 locking/2 non-locking, black wheel, silver hub

INFORMATION

Contact KI Customer Service for specific models that are UL listed.

SPECIAL SERVICES

Special Carton Marking

With specially marked information N/C

Shipping

Ships **knocked down, FOB Bonduel, WI 54107, freight prepaid.** Freight class 125.

Specifications and prices are subject to change without prior notice.

Pirouette® Tables w/Single Circuit Electrical - Fixed Height Base

Nesting Top-Scale Up-29" High (Standard Height)

Pirouette® Tables w/Single Circuit Electrical - Fixed Height Base

Nesting Top-Scale Up-29" High (Standard Height)

			MODEL NUMBER												
	Features	A x B	Basic Model	Edge Style	Power Option	Modesty Panel	Edge Color	Surface Finish	Leg Finish	Module Color	Grommet Color	Base	Approx. Packaged Weight	74P Edge (74P)
	T Base	30 X 72"	PANS3072	□□□	□□□	NMP	□□□	□□□	□□	□□□□	□□□□	□□	86.0#	$ 1595
			Ⓐ	Ⓑ	Ⓒ	Ⓓ	Ⓔ	Ⓕ	Ⓖ	Ⓗ	Ⓘ	Ⓙ		

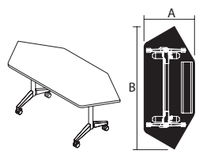

PANT

Scale Up Tables w/Single Circuit-30"D

- One grommet or module per table unit (or none with the A8U pick)
- A trough, velcro wire managers, gangers and all electrical accessories (excluding infeed kits and table-to-table jumpers) are included
- Infeed kits and table-to-table jumpers ordered separately
- 3 tables form an 84" dia pod design to seat up to 9 people
- Chrome bases have polished alum. foot covers/polished alum. vertical wire mgrs (when applicable)
- Nesting base at 29" high

HOW TO ORDER

Indicate the following information on order form:
1. Quantity of each item.
2. Model number, including options. See "How To Build a Model Number".
3. Any special service required.

Note: • The □ indicates that a choice is required.
- The absence of the □ indicates that no choice is required.
- Alpha-numeric characters in place of □ indicate that no other alternatives are available.

HOW TO BUILD A MODEL NUMBER

Ⓐ Select basic model.

Ⓑ Select edge style.
- **74P** - 74P edge

Ⓒ Select power option.
- **A8U** - Under-table Activ8 only (no cutout in table top); add $410
- **PGU** - Plastic grommet with under-table Activ8; add $425
- **VGU** - Grommet for Villa with under-table Activ8; add $522
- **PMN** - Activ8 PowerUp module (no under-table Activ8); add $320
- **PMU** - Activ8 PowerUp module with under-table Activ8; add $634
- **VUN** - Activ8 Villa module w/USB (no under-table Activ8); add $807
- **VUU** - Activ8 Villa module w/USB & under-table Activ8; add $1141
- **PMA1** - Pattern module, Nacre in-surface (1) ; add $695
- **PMB1** - Pattern module, Dubbel under-surface (1) ; add $443
- **PMD1** - Pattern module, Dean in-surface (1) ; add $528
- **PMO1** - Pattern module, Node in-surface (1) ; add $414
- **PS2GA1** - Pattern black snap-in RPTs (2) & grommet, Nacre (1); add $443
- **PS2MB1GA1** - Pattern black snap-in RPT's (2), Pattern Dubbel under-surface (1) & grommet, Nacre (1); add $768

Ⓓ Select modesty panel.
- **NMP** - No modesty panel

Ⓔ Select edge color.
Refer to the **Product Color Options** page in this price list.
Edge color offerings are based on edge style selections.

Ⓕ Select surface finish.
Refer to the **Product Color Options** page in this price list.

Ⓖ Select leg finish.
Refer to the **Product Color Options** page in this price list.

Ⓗ Select module color.
Refer to the **Product Color Options** page in this price list.

Ⓘ Select grommet color.
Refer to the **Product Color Options** page in this price list.

Ⓙ Select base.
- **4EC** - 4 casters
- **4GB** - 4 black glides

Casters=2 locking/2 non-locking, black wheel, silver hub

INFORMATION

Contact KI Customer Service for specific models that are UL listed.

SPECIAL SERVICES

Special Carton Marking

With specially marked information	N/C

Shipping

Ships **knocked down, FOB Bonduel, WI 54107, freight prepaid.** Freight class 125.

Specifications and prices are subject to change without prior notice.

Pirouette® HA Tables - Pneumatic Adjustable Height Base

Fixed Top-Rectangular

Pirouette® HA Tables - Pneumatic Adjustable Height Base
Fixed Top-Rectangular

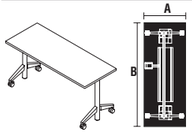

PPFR

Rectangular - 24"D

- Chrome bases will have polished aluminum foot covers and polished aluminum vertical wire managers (when applicable)
- Gangers not recommended
- Recommended for weight load of 20 lbs or less
- Base adjusts from 29" - 44"
- Quick, easy and toolless infinite adjustments by squeezing activator handle

	Features	A x B	MODEL NUMBER Basic Model	Edge Style	Power Option	Modesty Panel	Edge Color	Surface Finish	Leg Finish	Grom./ Module Color	Polyester Modesty Panel Color	Base	Cord (feet)	Approx. Packaged Weight	74P Edge (74P)
	Adjustable T Base	24 x 48"	PPFR2448	☐☐	☐☐☐	☐☐☐	☐☐☐	☐☐☐	☐☐	☐☐☐☐	☐☐☐☐	☐☐	☐☐	87.0#	$ 1907
	Adjustable T Base	24 x 54"	PPFR2454	☐☐	☐☐☐	☐☐☐	☐☐☐	☐☐☐	☐☐	☐☐☐☐	☐☐☐☐	☐☐	☐☐	91.0#	1960
	Adjustable T Base	24 x 60"	PPFR2460	☐☐	☐☐☐	☐☐☐	☐☐☐	☐☐☐	☐☐	☐☐☐☐	☐☐☐☐	☐☐	☐☐	102.0#	2013
	Adjustable T Base	24 x 66"	PPFR2466	☐☐	☐☐☐	☐☐☐	☐☐☐	☐☐☐	☐☐	☐☐☐☐	☐☐☐☐	☐☐	☐☐	104.0#	2055
	Adjustable T Base	24 x 72"	PPFR2472	☐☐	☐☐☐	☐☐☐	☐☐☐	☐☐☐	☐☐	☐☐☐☐	☐☐☐☐	☐☐	☐☐	113.0#	2098
	Adjustable T Base	30 x 48"	PPFR3048	☐☐	☐☐☐	☐☐☐	☐☐☐	☐☐☐	☐☐	☐☐☐☐	☐☐☐☐	☐☐	☐☐	95.0#	$ 1960
PPFR	Adjustable T Base	30 x 54"	PPFR3054	☐☐	☐☐☐	☐☐☐	☐☐☐	☐☐☐	☐☐	☐☐☐☐	☐☐☐☐	☐☐	☐☐	101.0#	2013
Rectangular - 30"D	Adjustable T Base	30 x 60"	PPFR3060	☐☐	☐☐☐	☐☐☐	☐☐☐	☐☐☐	☐☐	☐☐☐☐	☐☐☐☐	☐☐	☐☐	112.0#	2066
	Adjustable T Base	30 x 66"	PPFR3066	☐☐	☐☐☐	☐☐☐	☐☐☐	☐☐☐	☐☐	☐☐☐☐	☐☐☐☐	☐☐	☐☐	116.0#	2225
	Adjustable T Base	30 x 72"	PPFR3072	☐☐	☐☐☐	☐☐☐	☐☐☐	☐☐☐	☐☐	☐☐☐☐	☐☐☐☐	☐☐	☐☐	126.0#	2278

- Chrome bases will have polished aluminum foot covers and polished aluminum vertical wire managers (when applicable)
- Gangers not recommended
- Recommended for weight load of 20 lbs or less
- Base adjusts from 29" - 44"
- Quick, easy and toolless infinite adjustments by squeezing activator handle

Ⓐ Ⓑ Ⓒ Ⓓ Ⓔ Ⓕ Ⓖ Ⓗ Ⓘ Ⓙ Ⓚ

HOW TO ORDER

Indicate the following information on order form:
1. Quantity of each item.
2. Model number, including options. See "How To Build a Model Number".
3. Any special service required.

Note: • The ☐ indicates that a choice is required.
• The absence of the ☐ indicates that no choice is required.
• Alpha-numeric characters in place of ☐ indicate that no other alternatives are available.

HOW TO BUILD A MODEL NUMBER

Ⓐ Select basic model.

Ⓑ Select edge style.

74P	- 74P edge

Ⓒ Select power option.

NNN	- No grommets, PowerUp, wire management/No cutouts
WMO	- Wire management only-no cutouts; add $64
1VG	- One grommet for Villa; add $271
1PG	- One plastic grommet; add $209
1PU	- One PowerUp module; add $334
1VM	- One Villa module w/dual USB-A; add $592
MA1	- Module, Nacre in-surface w/USB-A/C (1); add $420
MB1	- Module, Dubbel under-surface w/ dual USB-A/C (1); add $264
MD1	- Module, Dean in-surface w/USB-A/C (1) ; add $354
MO1	- Module, Node in-surface w/USB-A/C (1) ; add $264
GA1	- Grommet, Nacre (1); add $209
GD1	- Grommet, Dean (1); add $209
GO1	- Grommet, Node (1); add $144

CORD LENGTH: 9' or 15' is optional on all module options.

WIRE MANAGEMENT: All options except NNN include vertical and horizontal wire management.

Ⓓ Select modesty panel.

FMP	- Fabric modesty panel; add $364
NMP	- No modesty panel
PMP	- Polyester felt modesty panel; add $182

Ⓔ Select edge color.
Refer to the **Product Color Options** page in this price list.

Ⓕ Select surface finish.
Refer to the **Product Color Options** page in this price list.

Ⓖ Select leg finish.
Refer to the **Product Color Options** page in this price list.

Ⓗ Select grommet/module color.
Refer to the **Product Color Options** page in this price list.

Ⓘ Select modesty panel color (only if polyester felt panel is chosen).
Refer to the **Product Color Options** page in this price list.

Ⓙ Select base.

4EC	- 4 casters
4GB	- 4 black glides

Casters=2 locking/2 non-locking, black wheel, silver hub

Ⓚ Select cord length (feet).

15	- 15' cord length
9	- 9' cord length

INFORMATION

Contact KI Customer Service for specific models that are UL listed.

SPECIAL SERVICES

Special Carton Marking

With specially marked information N/C

Shipping

Ships **knocked down, FOB Bonduel, WI 54107, freight prepaid.** Freight class 125.

Specifications and prices are subject to change without prior notice.

Pirouette® HA Tables - Pneumatic Adjustable Height Base

Fixed Top-Chevron

Pirouette® HA Tables - Pneumatic Adjustable Height Base

Fixed Top-Chevron

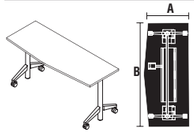

PPFCV

Chevron - 24"D

- Chrome bases will have polished aluminum foot covers and polished aluminum vertical wire managers (when applicable)
- Gangers not recommended
- Recommended for weight load of 20 lbs or less
- Base adjusts from 29" - 44"
- Quick, easy and toolless infinite adjustments by squeezing activator handle

PPFCV

Chevron - 30"D

- Chrome bases will have polished aluminum foot covers and polished aluminum vertical wire managers (when applicable)
- Gangers not recommended
- Recommended for weight load of 20 lbs or less
- Base adjusts from 29" - 44"
- Quick, easy and toolless infinite adjustments by squeezing activator handle

		MODEL NUMBER												
Features	**A x B**	Basic Model	Edge Style	Power Option	Modesty Panel	Edge Color	Surface Finish	Leg Finish	Grom./ Module Color	Polyester Modesty Panel Color	Base	Cord (feet)	Approx. Packaged Weight	74P Edge (74P)
		A	**B**	**C**	**D**	**E**	**F**	**G**	**H**	**I**	**J**	**K**		
Adjustable T Base	24 x 60"	PPFCV2460	□□	□□□	□□□	□□□	□□□	□□	□□□□	□□□□	□□	□□	104.0#	$ 2013
Adjustable T Base	24 x 72"	PPFCV2472	□□	□□□	□□□	□□□	□□□	□□	□□□□	□□□□	□□	□□	116.0#	2098
Adjustable T Base	30 x 60"	PPFCV3060	□□	□□□	□□□	□□□	□□□	□□	□□□□	□□□□	□□	□□	115.0#	$ 2066
Adjustable T Base	30 x 72"	PPFCV3072	□□	□□□	□□□	□□□	□□□	□□	□□□□	□□□□	□□	□□	129.0#	2278

HOW TO ORDER

Indicate the following information on order form:
1. Quantity of each item.
2. Model number, including options. See "How To Build a Model Number".
3. Any special service required.

Note: • The □ indicates that a choice is required.
- The absence of the □ indicates that no choice is required.
- Alpha-numeric characters in place of □ indicate that no other alternatives are available.

HOW TO BUILD A MODEL NUMBER

A Select basic model.

B Select edge style.

74P	- 74P edge

C Select power option.

NNN	- No grommets, PowerUp, wire management/No cutouts
WMO	- Wire management only-no cutouts; add $64
1VG	- One grommet for Villa; add $271
1PG	- One plastic grommet; add $209
1PU	- One PowerUp module; add $334
1VM	- One Villa module w/dual USB-A; add $592
MA1	- Module, Nacre in-surface w/USB-A/C (1); add $420
MB1	- Module, Dubbel under-surface w/ dual USB-A/C (1); add $264
MD1	- Module, Dean in-surface w/USB-A/C (1) ; add $354
MO1	- Module, Node in-surface w/USB-A/C (1) ; add $264
GA1	- Grommet, Nacre (1); add $209
GD1	- Grommet, Dean (1); add $209
GO1	- Grommet, Node (1); add $144

CORD LENGTH: 9' or 15' is optional on all module options.

WIRE MANAGEMENT: All options except NNN include vertical and horizontal wire management.

D Select modesty panel.

FMP	- Fabric modesty panel; add $364
NMP	- No modesty panel
PMP	- Polyester felt modesty panel; add $182

E Select edge color.
Refer to the **Product Color Options** page in this price list.

F Select surface finish.
Refer to the **Product Color Options** page in this price list.

G Select leg finish.
Refer to the **Product Color Options** page in this price list.

H Select grommet/module color.
Refer to the **Product Color Options** page in this price list.

I Select modesty panel color (only if polyester felt panel is chosen).
Refer to the **Product Color Options** page in this price list.

J Select base.

4EC	- 4 casters
4GB	- 4 black glides

Casters=2 locking/2 non-locking, black wheel, silver hub

K Select cord length (feet).

15	- 15' cord length
9	- 9' cord length

INFORMATION

Contact KI Customer Service for specific models that are UL listed.

SPECIAL SERVICES

Special Carton Marking

With specially marked information N/C

Shipping

Ships **knocked down, FOB Bonduel, WI 54107, freight prepaid.** Freight class 125.

Specifications and prices are subject to change without prior notice.

Pirouette® HA Tables - Screw Adjustable Height Base

Fixed Top-Rectangular

Pirouette® HA Tables - Screw Adjustable Height Base
Fixed Top-Rectangular

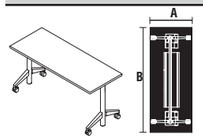

PSFR

Rectangular - 24"D

- Chrome bases will have polished aluminum foot covers and polished aluminum vertical wire managers (when applicable)
- Gangers limit ability to adjust height; order separately
- Base adjusts from 29" - 44"
- Leg height adjusts with screws in 1" increments

PSFR

Rectangular - 30"D

- Chrome bases will have polished aluminum foot covers and polished aluminum vertical wire managers (when applicable)
- Gangers limit ability to adjust height; order separately
- Base adjusts from 29" - 44"
- Leg height adjusts with screws in 1" increments

		MODEL NUMBER												
Features	**A x B**	Basic Model	Edge Style	Power Option	Modesty Panel	Edge Color	Surface Finish	Leg Finish	Grom./ Module Color	Polyester Modesty Panel Color	Base	Cord (feet)	Approx. Packaged Weight	74P Edge (74P)
Adjustable T Base	24 x 48"	PSFR2448	□□	□□□	□□□	□□□	□□□	□□	□□□□	□□□□	□□	□□	83.0#	$ 1165
Adjustable T Base	24 x 54"	PSFR2454	□□	□□□	□□□	□□□	□□□	□□	□□□□	□□□□	□□	□□	89.0#	1240
Adjustable T Base	24 x 60"	PSFR2460	□□	□□□	□□□	□□□	□□□	□□	□□□□	□□□□	□□	□□	98.0#	1272
Adjustable T Base	24 x 66"	PSFR2466	□□	□□□	□□□	□□□	□□□	□□	□□□□	□□□□	□□	□□	103.0#	1352
Adjustable T Base	24 x 72"	PSFR2472	□□	□□□	□□□	□□□	□□□	□□	□□□□	□□□□	□□	□□	113.0#	1373
Adjustable T Base	30 x 48"	PSFR3048	□□	□□□	□□□	□□□	□□□	□□	□□□□	□□□□	□□	□□	92.0#	$ 1261
Adjustable T Base	30 x 54"	PSFR3054	□□	□□□	□□□	□□□	□□□	□□	□□□□	□□□□	□□	□□	98.0#	1378
Adjustable T Base	30 x 60"	PSFR3060	□□	□□□	□□□	□□□	□□□	□□	□□□□	□□□□	□□	□□	108.0#	1399
Adjustable T Base	30 x 66"	PSFR3066	□□	□□□	□□□	□□□	□□□	□□	□□□□	□□□□	□□	□□	115.0#	1447
Adjustable T Base	30 x 72"	PSFR3072	□□	□□□	□□□	□□□	□□□	□□	□□□□	□□□□	□□	□□	125.0#	1468

Ⓐ Ⓑ Ⓒ Ⓓ Ⓔ Ⓕ Ⓖ Ⓗ Ⓘ Ⓙ Ⓚ

HOW TO ORDER

Indicate the following information on order form:
1. Quantity of each item.
2. Model number, including options. See "How To Build a Model Number".
3. Any special service required.

Note: • The □ indicates that a choice is required.
• The absence of the □ indicates that no choice is required.
• Alpha-numeric characters in place of □ indicate that no other alternatives are available.

HOW TO BUILD A MODEL NUMBER

Ⓐ Select basic model.

Ⓑ Select edge style.

74P	- 74P edge

Ⓒ Select power option.

NNN	- No grommets, PowerUp, wire management/No cutouts
WMO	- Wire management only-no cutouts; add $64
1VG	- One grommet for Villa; add $271
1PG	- One plastic grommet; add $209
1PU	- One PowerUp module; add $334
1VM	- One Villa module w/dual USB-A; add $592
MA1	- Module, Nacre in-surface w/USB-A/C (1); add $420
MB1	- Module, Dubbel under-surface w/ dual USB-A/C (1); add $264
MD1	- Module, Dean in-surface w/USB-A/C (1) ; add $354
MO1	- Module, Node in-surface w/USB-A/C (1) ; add $264
GA1	- Grommet, Nacre (1); add $209
GD1	- Grommet, Dean (1); add $209
GO1	- Grommet, Node (1); add $144

CORD LENGTH: 9' or 15' is optional on all module options.

WIRE MANAGEMENT: All options except NNN include vertical and horizontal wire management.

Ⓓ Select modesty panel.

FMP	- Fabric modesty panel; add $364
NMP	- No modesty panel
PMP	- Polyester felt modesty panel; add $182

Ⓔ Select edge color.
Refer to the **Product Color Options** page in this price list.

Ⓕ Select surface finish.
Refer to the **Product Color Options** page in this price list.

Ⓖ Select leg finish.
Refer to the **Product Color Options** page in this price list.

Ⓗ Select grommet/module color.
Refer to the **Product Color Options** page in this price list.

Ⓘ Select modesty panel color (only if polyester felt panel is chosen).
Refer to the **Product Color Options** page in this price list.

Ⓙ Select base.

4EC	- 4 casters
4GB	- 4 black glides

Casters=2 locking/2 non-locking, black wheel, silver hub

Ⓚ Select cord length (feet).

15	- 15' cord length
9	- 9' cord length

INFORMATION

Contact KI Customer Service for specific models that are UL listed.

SPECIAL SERVICES

Special Carton Marking

With specially marked information N/C

Shipping

Ships **knocked down, FOB Bonduel, WI 54107, freight prepaid.** Freight class 125.

Specifications and prices are subject to change without prior notice.

Pirouette® HA Tables - Screw Adjustable Height Base

Fixed Top-Chevron

Pirouette® HA Tables - Screw Adjustable Height Base
Fixed Top-Chevron

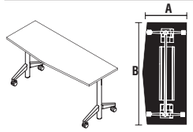

PSFCV

Chevron - 24"D

- Chrome bases will have polished aluminum foot covers and polished aluminum vertical wire managers (when applicable)
- Gangers limit ability to adjust height; order separately
- Base adjusts from 29" - 44"
- Leg height adjusts with screws in 1" increments

PSFCV

Chevron - 30"D

- Chrome bases will have polished aluminum foot covers and polished aluminum vertical wire managers (when applicable)
- Gangers limit ability to adjust height; order separately
- Base adjusts from 29" - 44"
- Leg height adjusts with screws in 1" increments

			MODEL NUMBER													
	Features	**A x B**	Basic Model	Edge Style	Power Option	Modesty Panel	Edge Color	Surface Finish	Leg Finish	Grom./ Module Color	Polyester Modesty Panel Color	Base	Cord (feet)	Approx. Packaged Weight	74P Edge (74P)
	Adjustable T Base	24 x 60"	PSFCV2460	☐☐	☐☐☐	☐☐☐	☐☐☐	☐☐☐	☐☐	☐☐☐☐	☐☐☐☐	☐☐	☐☐	100.0#	$ 1293
	Adjustable T Base	24 x 72"	PSFCV2472	☐☐	☐☐☐	☐☐☐	☐☐☐	☐☐☐	☐☐	☐☐☐☐	☐☐☐☐	☐☐	☐☐	115.0#	1346
	Adjustable T Base	30 x 60"	PSFCV3060	☐☐	☐☐☐	☐☐☐	☐☐☐	☐☐☐	☐☐	☐☐☐☐	☐☐☐☐	☐☐	☐☐	111.0#	$ 1447
	Adjustable T Base	30 x 72"	PSFCV3072	☐☐	☐☐☐	☐☐☐	☐☐☐	☐☐☐	☐☐	☐☐☐☐	☐☐☐☐	☐☐	☐☐	128.0#	1558

Ⓐ Ⓑ Ⓒ Ⓓ Ⓔ Ⓕ Ⓖ Ⓗ Ⓘ Ⓙ Ⓚ

HOW TO ORDER

Indicate the following information on order form:
1. Quantity of each item.
2. Model number, including options. See "How To Build a Model Number".
3. Any special service required.

Note: • The ☐ indicates that a choice is required.
• The absence of the ☐ indicates that no choice is required.
• Alpha-numeric characters in place of ☐ indicate that no other alternatives are available.

HOW TO BUILD A MODEL NUMBER

Ⓐ Select basic model.

Ⓑ Select edge style.
- **74P** - 74P edge

Ⓒ Select power option.
- **NNN** - No grommets, PowerUp, wire management/No cutouts
- **WMO** - Wire management only-no cutouts; add $64
- **1VG** - One grommet for Villa; add $271
- **1PG** - One plastic grommet; add $209
- **1PU** - One PowerUp module; add $334
- **1VM** - One Villa module w/dual USB-A; add $592
- **MA1** - Module, Nacre in-surface w/USB-A/C (1); add $420
- **MB1** - Module, Dubbel under-surface w/ dual USB-A/C (1); add $264
- **MD1** - Module, Dean in-surface w/USB-A/C (1) ; add $354
- **MO1** - Module, Node in-surface w/USB-A/C (1) ; add $264
- **GA1** - Grommet, Nacre (1); add $209
- **GD1** - Grommet, Dean (1); add $209
- **GO1** - Grommet, Node (1); add $144

CORD LENGTH: 9' or 15' is optional on all module options.

WIRE MANAGEMENT: All options except NNN include vertical and horizontal wire management.

Ⓓ Select modesty panel.
- **FMP** - Fabric modesty panel; add $364
- **NMP** - No modesty panel
- **PMP** - Polyester felt modesty panel; add $182

Ⓔ Select edge color.
Refer to the **Product Color Options** page in this price list.

Ⓕ Select surface finish.
Refer to the **Product Color Options** page in this price list.

Ⓖ Select leg finish.
Refer to the **Product Color Options** page in this price list.

Ⓗ Select grommet/module color.
Refer to the **Product Color Options** page in this price list.

Ⓘ Select modesty panel color (only if polyester felt panel is chosen).
Refer to the **Product Color Options** page in this price list.

Ⓙ Select base.
- **4EC** - 4 casters
- **4GB** - 4 black glides

Casters=2 locking/2 non-locking, black wheel, silver hub

Ⓚ Select cord length (feet).
- **15** - 15' cord length
- **9** - 9' cord length

INFORMATION

Contact KI Customer Service for specific models that are UL listed.

SPECIAL SERVICES

Special Carton Marking

With specially marked information N/C

Shipping

Ships **knocked down, FOB Bonduel, WI 54107, freight prepaid.** Freight class 125.

Specifications and prices are subject to change without prior notice.

Pirouette® HA Tables - Pneumatic Adjustable Height Base

Nesting Top-Rectangular

Pirouette® HA Tables - Pneumatic Adjustable Height Base
Nesting Top-Rectangular

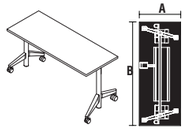

PPNR

Rectangular - 24"D

- Offers inline nesting
- Chrome bases will have polished aluminum foot covers and polished aluminum vertical wire managers (when applicable)
- Gangers not recommended
- Recommended for weight load of 20 lbs or less
- Base adjusts from 29" - 44"
- Quick, easy and toolless infinite adjustments by squeezing activator handle

PPNR

Rectangular - 30"D

- Offers inline nesting
- Chrome bases will have polished aluminum foot covers and polished aluminum vertical wire managers (when applicable)
- Gangers not recommended
- Recommended for weight load of 20 lbs or less
- Base adjusts from 29" - 44"
- Quick, easy and toolless infinite adjustments by squeezing activator handle

		MODEL NUMBER												
Features	**A x B**	Basic Model	Edge Style	Power Option	Modesty Panel	Edge Color	Surface Finish	Leg Finish	Grom./ Module Color	Polyester Modesty Panel Color	Base	Cord (feet)	Approx. Packaged Weight	74P Edge (74P)
			Ⓐ	Ⓑ	Ⓒ	Ⓓ	Ⓔ	Ⓕ	Ⓖ	Ⓗ	Ⓘ	Ⓙ	Ⓚ	
Adjustable T Base	24 x 48"	PPNR2448	☐☐	☐☐☐	☐☐☐	☐☐☐	☐☐☐	☐☐☐	☐☐	☐☐☐☐	☐☐☐☐	☐☐	☐☐	95.0#	$ 2331
Adjustable T Base	24 x 54"	PPNR2454	☐☐	☐☐☐	☐☐☐	☐☐☐	☐☐☐	☐☐☐	☐☐	☐☐☐☐	☐☐☐☐	☐☐	☐☐	101.0#	2384
Adjustable T Base	24 x 60"	PPNR2460	☐☐	☐☐☐	☐☐☐	☐☐☐	☐☐☐	☐☐☐	☐☐	☐☐☐☐	☐☐☐☐	☐☐	☐☐	110.0#	2437
Adjustable T Base	24 x 66"	PPNR2466	☐☐	☐☐☐	☐☐☐	☐☐☐	☐☐☐	☐☐☐	☐☐	☐☐☐☐	☐☐☐☐	☐☐	☐☐	116.0#	2479
Adjustable T Base	24 x 72"	PPNR2472	☐☐	☐☐☐	☐☐☐	☐☐☐	☐☐☐	☐☐☐	☐☐	☐☐☐☐	☐☐☐☐	☐☐	☐☐	126.0#	2522
Adjustable T Base	30 x 48"	PPNR3048	☐☐	☐☐☐	☐☐☐	☐☐☐	☐☐☐	☐☐☐	☐☐	☐☐☐☐	☐☐☐☐	☐☐	☐☐	104.0#	$ 2384
Adjustable T Base	30 x 54"	PPNR3054	☐☐	☐☐☐	☐☐☐	☐☐☐	☐☐☐	☐☐☐	☐☐	☐☐☐☐	☐☐☐☐	☐☐	☐☐	110.0#	2437
Adjustable T Base	30 x 60"	PPNR3060	☐☐	☐☐☐	☐☐☐	☐☐☐	☐☐☐	☐☐☐	☐☐	☐☐☐☐	☐☐☐☐	☐☐	☐☐	121.0#	2490
Adjustable T Base	30 x 66"	PPNR3066	☐☐	☐☐☐	☐☐☐	☐☐☐	☐☐☐	☐☐☐	☐☐	☐☐☐☐	☐☐☐☐	☐☐	☐☐	127.0#	2649
Adjustable T Base	30 x 72"	PPNR3072	☐☐	☐☐☐	☐☐☐	☐☐☐	☐☐☐	☐☐☐	☐☐	☐☐☐☐	☐☐☐☐	☐☐	☐☐	138.0#	2702

HOW TO ORDER

Indicate the following information on order form:
1. Quantity of each item.
2. Model number, including options. See "How To Build a Model Number".
3. Any special service required.

Note: • The ☐ indicates that a choice is required.
- The absence of the ☐ indicates that no choice is required.
- Alpha-numeric characters in place of ☐ indicate that no other alternatives are available.

HOW TO BUILD A MODEL NUMBER

Ⓐ Select basic model.

Ⓑ Select edge style.
- **74P** - 74P edge

Ⓒ Select power option.
- **NNN** - No grommets, PowerUp, wire management/No cutouts
- **WMO** - Wire management only-no cutouts; add $64
- **1VG** - One grommet for Villa; add $271
- **1PG** - One plastic grommet; add $209
- **1PU** - One PowerUp module; add $334
- **1VM** - One Villa module w/dual USB-A; add $592
- **MA1** - Module, Nacre in-surface w/USB-A/C (1); add $420
- **MB1** - Module, Dubbel under-surface w/ dual USB-A/C (1); add $264
- **MD1** - Module, Dean in-surface w/USB-A/C (1) ; add $354
- **MO1** - Module, Node in-surface w/USB-A/C (1) ; add $264
- **GA1** - Grommet, Nacre (1); add $209
- **GD1** - Grommet, Dean (1); add $209
- **GO1** - Grommet, Node (1); add $144

CORD LENGTH: 9' or 15' is optional on all module options.

WIRE MANAGEMENT: All options except NNN include vertical and horizontal wire management.

Ⓓ Select modesty panel.
- **FMP** - Fabric modesty panel; add $364
- **NMP** - No modesty panel
- **PMP** - Polyester felt modesty panel; add $182

On 30"D tables, modesty panels only available if no power (NNN) is selected.

Ⓔ Select edge color.
Refer to the **Product Color Options** page in this price list.

Ⓕ Select surface finish.
Refer to the **Product Color Options** page in this price list.

Ⓖ Select leg finish.
Refer to the **Product Color Options** page in this price list.

Ⓗ Select grommet/module color.
Refer to the **Product Color Options** page in this price list.

Ⓘ Select modesty panel color (only if polyester felt panel is chosen).
Refer to the **Product Color Options** page in this price list.

Ⓙ Select base.
- **4EC** - 4 casters
- **4GB** - 4 black glides

Casters=2 locking/2 non-locking, black wheel, silver hub

Ⓚ Select cord length (feet).
- **15** - 15' cord length
- **9** - 9' cord length

INFORMATION

Contact KI Customer Service for specific models that are UL listed.

SPECIAL SERVICES

Special Carton Marking

With specially marked information N/C

Shipping

Ships **knocked down, FOB Bonduel, WI 54107, freight prepaid.** Freight class 125.

Specifications and prices are subject to change without prior notice.

Pirouette® HA Tables - Pneumatic Adjustable Height Base

Nesting Top-Chevron

Pirouette® HA Tables - Pneumatic Adjustable Height Base

Nesting Top-Chevron

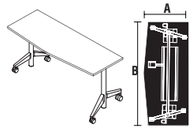

PPNCV

Chevron - 24"D

- Offers inline nesting
- Chrome bases will have polished aluminum foot covers and polished aluminum vertical wire managers (when applicable)
- Gangers not recommended
- Recommended for weight load of 20 lbs or less
- Base adjusts from 29" - 44"
- Quick, easy and toolless infinite adjustments by squeezing activator handle

PPNCV

Chevron - 30"D

- Offers inline nesting
- Chrome bases will have polished aluminum foot covers and polished aluminum vertical wire managers (when applicable)
- Gangers not recommended
- Recommended for weight load of 20 lbs or less
- Base adjusts from 29" - 44"
- Quick, easy and toolless infinite adjustments by squeezing activator handle

		MODEL NUMBER													
			Basic Model	Edge Style	Power Option	Modesty Panel	Edge Color	Surface Finish	Leg Finish	Grom./ Module Color	Polyester Modesty Panel Color	Base	Cord (feet)	Approx. Packaged Weight	74P Edge (74P)
	Adjustable T Base	24 x 60"	PPNCV2460	☐☐	☐☐☐	☐☐☐	☐☐☐	☐☐☐	☐☐	☐☐☐☐	☐☐☐☐	☐☐	☐☐	113.0#	$ 2437
	Adjustable T Base	24 x 72"	PPNCV2472	☐☐	☐☐☐	☐☐☐	☐☐☐	☐☐☐	☐☐	☐☐☐☐	☐☐☐☐	☐☐	☐☐	129.0#	2522
	Adjustable T Base	30 x 60"	PPNCV3060	☐☐	☐☐☐	☐☐☐	☐☐☐	☐☐☐	☐☐	☐☐☐☐	☐☐☐☐	☐☐	☐☐	124.0#	$ 2490
	Adjustable T Base	30 x 72"	PPNCV3072	☐☐	☐☐☐	☐☐☐	☐☐☐	☐☐☐	☐☐	☐☐☐☐	☐☐☐☐	☐☐	☐☐	141.0#	2702

Ⓐ Ⓑ Ⓒ Ⓓ Ⓔ Ⓕ Ⓖ Ⓗ Ⓘ Ⓙ Ⓚ

HOW TO ORDER

Indicate the following information on order form:
1. Quantity of each item.
2. Model number, including options. See "How To Build a Model Number".
3. Any special service required.

Note: • The ☐ indicates that a choice is required.
- The absence of the ☐ indicates that no choice is required.
- Alpha-numeric characters in place of ☐ indicate that no other alternatives are available.

HOW TO BUILD A MODEL NUMBER

Ⓐ Select basic model.

Ⓑ Select edge style.
- **74P** - 74P edge

Ⓒ Select power option.
- **NNN** - No grommets, PowerUp, wire management/No cutouts
- **WMO** - Wire management only-no cutouts; add $64
- **1VG** - One grommet for Villa; add $271
- **1PG** - One plastic grommet; add $209
- **1PU** - One PowerUp module; add $334
- **1VM** - One Villa module w/dual USB-A; add $592
- **MA1** - Module, Nacre in-surface w/USB-A/C (1); add $420
- **MB1** - Module, Dubbel under-surface w/ dual USB-A/C (1); add $264
- **MD1** - Module, Dean in-surface w/USB-A/C (1) ; add $354
- **MO1** - Module, Node in-surface w/USB-A/C (1) ; add $264
- **GA1** - Grommet, Nacre (1); add $209
- **GD1** - Grommet, Dean (1); add $209
- **GO1** - Grommet, Node (1); add $144

CORD LENGTH: 9' or 15' is optional on all module options.

WIRE MANAGEMENT: All options except NNN include vertical and horizontal wire management.

Ⓓ Select modesty panel.
- **FMP** - Fabric modesty panel; add $364
- **NMP** - No modesty panel
- **PMP** - Polyester felt modesty panel; add $182

On 30"D tables, modesty panels only available if no power (NNN) is selected.

Ⓔ Select edge color.
Refer to the **Product Color Options** page in this price list.

Ⓕ Select surface finish.
Refer to the **Product Color Options** page in this price list.

Ⓖ Select leg finish.
Refer to the **Product Color Options** page in this price list.

Ⓗ Select grommet/module color.
Refer to the **Product Color Options** page in this price list.

Ⓘ Select modesty panel color (only if polyester felt panel is chosen).
Refer to the **Product Color Options** page in this price list.

Ⓙ Select base.
- **4EC** - 4 casters
- **4GB** - 4 black glides

Casters=2 locking/2 non-locking, black wheel, silver hub

Ⓚ Select cord length (feet).
- **15** - 15' cord length
- **9** - 9' cord length

INFORMATION

Contact KI Customer Service for specific models that are UL listed.

SPECIAL SERVICES

Special Carton Marking

With specially marked information N/C

Shipping

Ships **knocked down, FOB Bonduel, WI 54107, freight prepaid.** Freight class 125.

Specifications and prices are subject to change without prior notice.

Pirouette® HA Tables - Screw Adjustable Height Base

Nesting Top-Rectangular

Pirouette® HA Tables - Screw Adjustable Height Base
Nesting Top-Rectangular

	Features	A x B	MODEL NUMBER Basic Model	Edge Style	Power Option	Modesty Panel	Edge Color	Surface Finish	Leg Finish	Grom./ Module Color	Polyester Modesty Panel Color	Base	Cord (feet)	Approx. Packaged Weight	74P Edge (74P)
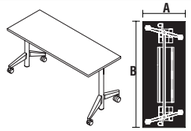	Adjustable T Base	24 x 48"	PSNR2448	□□	□□□	□□□	□□□	□□□	□□	□□□□	□□□□	□□	□□	91.0#	$ 1484
	Adjustable T Base	24 x 54"	PSNR2454	□□	□□□	□□□	□□□	□□□	□□	□□□□	□□□□	□□	□□	97.0#	1590
	Adjustable T Base	24 x 60"	PSNR2460	□□	□□□	□□□	□□□	□□□	□□	□□□□	□□□□	□□	□□	106.0#	1611
	Adjustable T Base	24 x 66"	PSNR2466	□□	□□□	□□□	□□□	□□□	□□	□□□□	□□□□	□□	□□	111.0#	1717
	Adjustable T Base	24 x 72"	PSNR2472	□□	□□□	□□□	□□□	□□□	□□	□□□□	□□□□	□□	□□	121.0#	1738
PSNR															
Rectangular - 24"D															
• Offers inline nesting															
• Chrome bases will have polished aluminum foot covers and polished aluminum vertical wire managers (when applicable)															
• Gangers limit ability to adjust height; order separately															
• Base adjusts from 29" - 44"															
• Leg height adjusts with screws in 1" increments															
	Adjustable T Base	30 x 48"	PSNR3048	□□	□□□	□□□	□□□	□□□	□□	□□□□	□□□□	□□	□□	100.0#	$ 1611
PSNR	Adjustable T Base	30 x 54"	PSNR3054	□□	□□□	□□□	□□□	□□□	□□	□□□□	□□□□	□□	□□	106.0#	1738
Rectangular - 30"D	Adjustable T Base	30 x 60"	PSNR3060	□□	□□□	□□□	□□□	□□□	□□	□□□□	□□□□	□□	□□	117.0#	1749
• Offers inline nesting	Adjustable T Base	30 x 66"	PSNR3066	□□	□□□	□□□	□□□	□□□	□□	□□□□	□□□□	□□	□□	123.0#	1802
• Chrome bases will have polished aluminum foot covers and polished aluminum vertical wire managers (when applicable)	Adjustable T Base	30 x 72"	PSNR3072	□□	□□□	□□□	□□□	□□□	□□	□□□□	□□□□	□□	□□	134.0#	1844
• Gangers limit ability to adjust height; order separately															
• Base adjusts from 29" - 44"															
• Leg height adjusts with screws in 1" increments															

Ⓐ Ⓑ Ⓒ Ⓓ Ⓔ Ⓕ Ⓖ Ⓗ Ⓘ Ⓙ Ⓚ

HOW TO ORDER

Indicate the following information on order form:
1. Quantity of each item.
2. Model number, including options. See "How To Build a Model Number".
3. Any special service required.

Note: • The □ indicates that a choice is required.
• The absence of the □ indicates that no choice is required.
• Alpha-numeric characters in place of □ indicate that no other alternatives are available.

HOW TO BUILD A MODEL NUMBER

Ⓐ Select basic model.

Ⓑ Select edge style.

74P	- 74P edge

Ⓒ Select power option.

NNN	- No grommets, PowerUp, wire management/No cutouts
WMO	- Wire management only-no cutouts; add $64
1VG	- One grommet for Villa; add $271
1PG	- One plastic grommet; add $209
1PU	- One PowerUp module; add $334
1VM	- One Villa module w/dual USB-A; add $592
MA1	- Module, Nacre in-surface w/USB-A/C (1); add $420
MB1	- Module, Dubbel under-surface w/ dual USB-A/C (1); add $264
MD1	- Module, Dean in-surface w/USB-A/C (1) ; add $354
MO1	- Module, Node in-surface w/USB-A/C (1) ; add $264
GA1	- Grommet, Nacre (1); add $209
GD1	- Grommet, Dean (1); add $209
GO1	- Grommet, Node (1); add $144

CORD LENGTH: 9' or 15' is optional on all module options.

WIRE MANAGEMENT: All options except NNN include vertical and horizontal wire management.

Ⓓ Select modesty panel.

FMP	- Fabric modesty panel; add $364
NMP	- No modesty panel
PMP	- Polyester felt modesty panel; add $182

On 30"D tables, modesty panels only available if no power (NNN) is selected.

Ⓔ Select edge color.
Refer to the **Product Color Options** page in this price list.

Ⓕ Select surface finish.
Refer to the **Product Color Options** page in this price list.

Ⓖ Select leg finish.
Refer to the **Product Color Options** page in this price list.

Ⓗ Select grommet/module color.
Refer to the **Product Color Options** page in this price list.

Ⓘ Select modesty panel color (only if polyester felt panel is chosen).
Refer to the **Product Color Options** page in this price list.

Ⓙ Select base.

4EC	- 4 casters
4GB	- 4 black glides

Casters=2 locking/2 non-locking, black wheel, silver hub

Ⓚ Select cord length (feet).

15	- 15' cord length
9	- 9' cord length

INFORMATION

Contact KI Customer Service for specific models that are UL listed.

SPECIAL SERVICES

Special Carton Marking

With specially marked information N/C

Shipping

Ships **knocked down, FOB Bonduel, WI 54107, freight prepaid.** Freight class 125.

Specifications and prices are subject to change without prior notice.

Pirouette® HA Tables - Screw Adjustable Height Base

Nesting Top-Chevron

Pirouette® HA Tables - Screw Adjustable Height Base
Nesting Top-Chevron

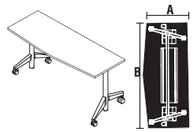

PSNCV

Chevron - 24"D

- Offers inline nesting
- Chrome bases will have polished aluminum foot covers and polished aluminum vertical wire managers (when applicable)
- Gangers limit ability to adjust height; order separately
- Base adjusts from 29" - 44"
- Leg height adjusts with screws in 1" increments

PSNCV

Chevron - 30"D

- Offers inline nesting
- Chrome bases will have polished aluminum foot covers and polished aluminum vertical wire managers (when applicable)
- Gangers limit ability to adjust height; order separately
- Base adjusts from 29" - 44"
- Leg height adjusts with screws in 1" increments

	Features	A x B	MODEL NUMBER Basic Model	Edge Style	Power Option	Modesty Panel	Edge Color	Surface Finish	Leg Finish	Grom./ Module Color	Polyester Modesty Panel Color	Base	Cord (feet)	Approx. Packaged Weight	74P Edge (74P)
	Adjustable T Base	24 x 60"	PSNCV2460	☐☐	☐☐☐	☐☐☐	☐☐☐	☐☐☐	☐☐	☐☐☐☐	☐☐☐☐	☐☐	☐☐	109.0#	$ 1632
	Adjustable T Base	24 x 72"	PSNCV2472	☐☐	☐☐☐	☐☐☐	☐☐☐	☐☐☐	☐☐	☐☐☐☐	☐☐☐☐	☐☐	☐☐	124.0#	1717
	Adjustable T Base	30 x 60"	PSNCV3060	☐☐	☐☐☐	☐☐☐	☐☐☐	☐☐☐	☐☐	☐☐☐☐	☐☐☐☐	☐☐	☐☐	119.0#	$ 1802
	Adjustable T Base	30 x 72"	PSNCV3072	☐☐	☐☐☐	☐☐☐	☐☐☐	☐☐☐	☐☐	☐☐☐☐	☐☐☐☐	☐☐	☐☐	137.0#	1929

Ⓐ Ⓑ Ⓒ Ⓓ Ⓔ Ⓕ Ⓖ Ⓗ Ⓘ Ⓙ Ⓚ

HOW TO ORDER

Indicate the following information on order form:
1. Quantity of each item.
2. Model number, including options. See "How To Build a Model Number".
3. Any special service required.

Note: • The ☐ indicates that a choice is required.
- The absence of the ☐ indicates that no choice is required.
- Alpha-numeric characters in place of ☐ indicate that no other alternatives are available.

HOW TO BUILD A MODEL NUMBER

Ⓐ Select basic model.

Ⓑ Select edge style.

74P	- 74P edge

Ⓒ Select power option.

NNN	- No grommets, PowerUp, wire management/No cutouts
WMO	- Wire management only-no cutouts; add $64
1VG	- One grommet for Villa; add $271
1PG	- One plastic grommet; add $209
1PU	- One PowerUp module; add $334
1VM	- One Villa module w/dual USB-A; add $592
MA1	- Module, Nacre in-surface w/USB-A/C (1); add $420
MB1	- Module, Dubbel under-surface w/ dual USB-A/C (1); add $264
MD1	- Module, Dean in-surface w/USB-A/C (1) ; add $354
MO1	- Module, Node in-surface w/USB-A/C (1) ; add $264
GA1	- Grommet, Nacre (1); add $209
GD1	- Grommet, Dean (1); add $209
GO1	- Grommet, Node (1); add $144

CORD LENGTH: 9' or 15' is optional on all module options.

WIRE MANAGEMENT: All options except NNN include vertical and horizontal wire management.

Ⓓ Select modesty panel.

NMP	- No modesty panel
FMP	- Fabric modesty panel; add $364
PMP	- Polyester felt modesty panel; add $182

On 30"D tables, modesty panels only available if no power (NNN) is selected.

Ⓔ Select edge color.
Refer to the **Product Color Options** page in this price list.

Ⓕ Select surface finish.
Refer to the **Product Color Options** page in this price list.

Ⓖ Select leg finish.
Refer to the **Product Color Options** page in this price list.

Ⓗ Select grommet/module color.
Refer to the **Product Color Options** page in this price list.

Ⓘ Select modesty panel color (only if polyester felt panel is chosen).
Refer to the **Product Color Options** page in this price list.

Ⓙ Select base.

4EC	- 4 casters
4GB	- 4 black glides

Casters=2 locking/2 non-locking, black wheel, silver hub

Ⓚ Select cord length (feet).

15	- 15' cord length
9	- 9' cord length

INFORMATION

Contact KI Customer Service for specific models that are UL listed.

SPECIAL SERVICES

Special Carton Marking

With specially marked information N/C

Shipping

Ships **knocked down, FOB Bonduel, WI 54107, freight prepaid.** Freight class 125.

Specifications and prices are subject to change without prior notice.

Pirouette® Tables
Accessories

Pirouette® Tables
Accessories

	MODEL	MODEL NUMBER Basic Model	MODEL NUMBER Leg Finish	Approx. Packaged Weight	Delivered Pricing
 HRDPT	**Table Ganger (Set of 2 for one table-to-table gang)** • KIT INCLUDES: • 2 black nylon ganging hooks • 6 nylon pegs • 6 #14 x 1-1/2" screws	13.3115		1.0#	$ 17
HRDPT	**3" Leg Extension** • Kit includes four leg extenders • Achieve a tabletop height of 32" • Leg available in powdercoat colors and polished aluminum	PIR.ADA.KIT	□□	2.0#	$ 329
		Ⓐ	Ⓑ		

HOW TO ORDER

Indicate the following information on order form:
1. Quantity of each item.
2. Model number, including options. See "How To Build a Model Number".
3. Any special service required.

Note: • The □ indicates that a choice is required.
- The absence of the □ indicates that no choice is required.
- Alpha-numeric characters in place of □ indicate that no other alternatives are available.

HOW TO BUILD A MODEL NUMBER

Ⓐ Select basic model.

Ⓑ Select leg finish.
Refer to the **Product Color Options** page in this price list.

SPECIAL SERVICES

Special Carton Marking

With specially marked information N/C

Shipping

Ships **knocked down, FOB Bonduel, WI 54107, freight prepaid.** Freight class 125.

Specifications and prices are subject to change without prior notice.

Pirouette® Tables
Accessories

	MODEL	MODEL NUMBER Basic Model	Approx. Packaged Weight	Delivered Pricing
 HRDPT	**Trough RPT Cover** • Black • Covers snap into trough holes when not using RPT modules • Sold individually	46.5930.BL	0.0#	$ 14

Ⓐ

HOW TO ORDER

Indicate the following information on order form:
1. Quantity of each item.
2. Model number, including options. See “How To Build a Model Number”.
3. Any special service required.

Note: • The ☐ indicates that a choice is required.
- The absence of the ☐ indicates that no choice is required.
- Alpha-numeric characters in place of ☐ indicate that no other alternatives are available.

HOW TO BUILD A MODEL NUMBER

Ⓐ Select basic model.

SPECIAL SERVICES

Special Carton Marking

With specially marked information N/C

Shipping

Ships **knocked down, FOB Manitowoc, WI 54220, freight prepaid.** Freight class 125.

Specifications and prices are subject to change without prior notice.

Pirouette® Tables
Accessories

Pirouette® Tables
Accessories

	MODEL	L	MODEL NUMBER Basic Model	MODEL NUMBER Paint Color	Approx. Packaged Weight	Delivered Pricing
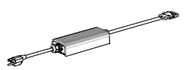 HRDPT	**Activ8 Infeed** • 108" cord plugs into standard 15 amp outlet • Control module is located 6" from table connection • Diagnostic LED indicator shows power status (see details below) • Controller automatically limits number of connections to 8 • 40 Ft maximum string, not including infeed cord • Will not work with GFI/GCFI outlets or backup systems such as uninterrupted power supplies • Includes vertical wire management		AC8IF.108.PI	□□	0.0#	$ 397
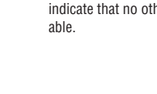 HRDPT	**Activ8 Jumper** • For Connection Zone and Trellis, refer to their Planning Guides for size recommendations	29" 53" 77"	AC8JP.29 AC8JP.53 AC8JP.77		1.0# 1.0# 1.0#	$ 88 104 120
			Ⓐ	Ⓑ		

HOW TO ORDER

Indicate the following information on order form:
1. Quantity of each item.
2. Model number, including options. See "How To Build a Model Number".
3. Any special service required.

Note: • The □ indicates that a choice is required.
- The absence of the □ indicates that no choice is required.
- Alpha-numeric characters in place of □ indicate that no other alternatives are available.

HOW TO BUILD A MODEL NUMBER

Ⓐ Select basic model.

Ⓑ Select paint color.
Refer to the **Product Color Options** page in this price list.

SPECIAL SERVICES

Special Carton Marking

With specially marked information	N/C

Shipping

Ships **knocked down, FOB Bonduel, WI 54107, freight prepaid.** Freight class 125.

Specifications and prices are subject to change without prior notice.

Pirouette® Tables
Accessories

	MODEL	L	MODEL NUMBER Basic Model	MODEL NUMBER Paint Color	Approx. Packaged Weight	Delivered Pricing
HRDPT	**Pattern Infeed** • 108" cord plugs into standard 15 amp outlet • Kit includes Pattern infeed, grey power distribution block, 12" Pattern jumper and white power distribution block • Can be installed anywhere in the run (middle or end) • Jumper length cannot exceed 600" or 50' per infeed • 90 degree angled plug • Includes one Pattern quick release tool • Includes vertical wire management		IFPAT.PI	□□	0.0#	$ 339
HRDPT	**Pattern Jumper** • Each jumper kit includes jumper and grey power distribution block • Review product Planning Guide for table-to-table jumper length guidance.	53"	JPPAT.53		1.0#	$ 109
		75"	JPPAT.75		1.0#	115
		101"	JPPAT.101		1.0#	139
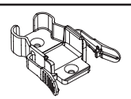 HRDPT	**Pattern Quick Release Tool** • Snaps onto Pattern plugs to make dis-connecting Pattern connections easier • Can be moved to multiple connections • Stores snapped onto one connection for easy access		BE04878.BL		0.0#	$ 3
			Ⓐ	Ⓑ		

HOW TO ORDER

Indicate the following information on order form:
1. Quantity of each item.
2. Model number, including options. See "How To Build a Model Number".
3. Any special service required.

Note: • The □ indicates that a choice is required.
- The absence of the □ indicates that no choice is required.
- Alpha-numeric characters in place of □ indicate that no other alternatives are available.

HOW TO BUILD A MODEL NUMBER

Ⓐ Select basic model.

Ⓑ Select paint color.
Refer to the **Product Color Options** page in this price list.

SPECIAL SERVICES

Special Carton Marking

With specially marked information	N/C

Shipping

Ships **knocked down, FOB Bonduel, WI 54107, freight prepaid.** Freight class 125.

Specifications and prices are subject to change without prior notice.

Pirouette® Tables
Accessories

	MODEL	L	MODEL NUMBER Basic Model	MODEL NUMBER Paint Color	Approx. Packaged Weight	Delivered Pricing
 HRDPT	**Pattern Wire Trough** • Designed to work on training style bases • Keeps wires enclosed and tidy • Allows Snap-in RPT modules to snap into user side of trough while still having access to cables • Wire pass throughs on non-user side • Electrical components to be ordered separately • 22 gauge steel construction • Intended for installation into pre-drilled pilot holes • Mounting hardware included • 4.4"W x 3.2"H x 18"L • One kit for 36" and 42" training or post leg tables (fixed & nesting: rectangle, chevron, scale-up) • Not compatible with 18"D tables	18"	TGH.PI.36	☐☐	0.0#	$ 66
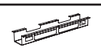 HRDPT	**Pattern Wire Trough** • 4.4"W x 3.2"H x 30"L • One kit for 48" and 54" training or post leg tables (fixed & nesting: rectangle, chevron, scale-up) • Not compatible with 18"D tables	30"	TGH.PI.48	☐☐	0.0#	$ 84
 HRDPT	**Pattern Wire Trough** • 4.4"W x 3.2"H x 42"L • One kit for 60" and 66" training or post leg tables (fixed & nesting: rectangle, chevron, scale-up) • Not compatible with 18"D tables	42"	TGH.PI.60	☐☐	0.0#	$ 94
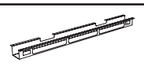 HRDPT	**Pattern Wire Trough** • 4.4"W x 3.2"H x 54"L • One kit for 72" training or post leg tables (fixed & nesting: rectangle, chevron, scale-up) • Not compatible with 18"D tables	54"	TGH.PI.72	☐☐	0.0#	$ 107
			Ⓐ	Ⓑ		

HOW TO ORDER

Indicate the following information on order form:
1. Quantity of each item.
2. Model number, including options. See "How To Build a Model Number".
3. Any special service required.

Note: • The ☐ indicates that a choice is required.
- The absence of the ☐ indicates that no choice is required.
- Alpha-numeric characters in place of ☐ indicate that no other alternatives are available.

HOW TO BUILD A MODEL NUMBER

Ⓐ Select basic model.

Ⓑ Select paint color.
Refer to the **Product Color Options** page in this price list.

SPECIAL SERVICES

Special Carton Marking

With specially marked information N/C

Shipping

Ships **knocked down, FOB Bonduel, WI 54107, freight prepaid.** Freight class 125.

Specifications and prices are subject to change without prior notice.

Pirouette® Tables
Accessories

	MODEL	MODEL NUMBER Basic Model (A)	MODEL NUMBER Paint Color (B)	Approx. Packaged Weight	Delivered Pricing
HRDPT	**Velcro Wire Manager Kit** • Attaches wires to underside of table • Kit includes 1 velcro manager, 2 mounting tabs, 4 mounting screws.	87.9323		0.0#	$ 15
HRDPT	**Vertical Wire Manager** • Keeps cables attached to leg of table for neat appearance • Easily snaps on to table leg without tools	46.5836	□□	0.0#	$ 34

HOW TO ORDER

Indicate the following information on order form:
1. Quantity of each item.
2. Model number, including options. See “How To Build a Model Number”.
3. Any special service required.

Note: • The □ indicates that a choice is required.
- The absence of the □ indicates that no choice is required.
- Alpha-numeric characters in place of □ indicate that no other alternatives are available.

HOW TO BUILD A MODEL NUMBER

A Select basic model.

B Select paint color.
Refer to the **Product Color Options** page in this price list.

SPECIAL SERVICES

Special Carton Marking

With specially marked information N/C

Shipping

Ships **knocked down, FOB Bonduel, WI 54107, freight prepaid.** Freight class 125.

Specifications and prices are subject to change without prior notice.

Pirouette® Tables
Accessories

Pirouette® Tables
Accessories

	MODEL	L	MODEL NUMBER: Basic Model	MODEL NUMBER: Module Color	Approx. Packaged Weight	Delivered Pricing
 HRDPT	**Dean Clamp-on Power Module (Corded)** • Toolessly clamps onto worksurfaces 3/4" to 1-1/2" thick • Not compatible with modesty panels • Provides two 3-prong receptacles, one USB-A and one USB-C charging port • Includes two strain-relief clips included for wire management • 15A approved • UL listed	36" Cord	MOD.MC1.36	☐☐	1.0#	$ 305
		108" Cord	MOD.MC1.108	☐☐	1.0#	311
		180" Cord	MOD.MC1.180	☐☐	1.0#	322
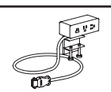 HRDPT	**Dean Clamp-on Power Module (Pattern)** • Toolessly clamps onto worksurfaces 3/4" to 1-1/2" thick • Not compatible with modesty panels • Provides two 3-prong receptacles, one USB-A and one USB-C charging port • Pattern Infeed, jumpers, and gangers ordered separately • Wire management not included • 15A approved • UL listed	40" Pattern Cord	MOD.PMC1.40	☐☐	1.0#	$ 366
			Ⓐ	Ⓑ		

HOW TO ORDER

Indicate the following information on order form:
1. Quantity of each item.
2. Model number, including options. See "How To Build a Model Number".
3. Any special service required.

Note: • The ☐ indicates that a choice is required.
- The absence of the ☐ indicates that no choice is required.
- Alpha-numeric characters in place of ☐ indicate that no other alternatives are available.

HOW TO BUILD A MODEL NUMBER

Ⓐ Select basic model.

Ⓑ Select module color.
Refer to the **Product Color Options** page in this price list.

SPECIAL SERVICES

Special Carton Marking

With specially marked information N/C

Shipping

Ships **knocked down, FOB Bonduel, WI 54107, freight prepaid.** Freight class 125.

Specifications and prices are subject to change without prior notice.

1330 Bellevue Street
P.O. Box 8100
Green Bay, WI 54308-8100
800.424.2432
ki.com

KI and Furnishing Knowledge are registered trademarks of Krueger International, Inc.

© 2020 Krueger International, Inc.
All Rights Reserved.
Code KI-PLW-000248/KI/PDF

Furnishing Knowledge®

PORTICO®
TABLES

PRICE LIST

January 3, 2011

Updated October 3, 2022

800.424.2432

Contents

Refer to KI Terms & Conditions document or visit ki.com.

Contents

Refer to KI Terms & Conditions document or visit ki.com.

Portico™ Tables

General Information	2
Product Color Options	3
Fixed Leg	4
Fixed Leg with Modesty Panel	7
Fixed Leg with PowerUp®	8
Folding Leg	9
Folding Leg with Modesty Panel	11
Folding Leg with PowerUp®	12
Flip-Top	13
Flip-Top with Modesty Panel	14
Lightweight Folding Leg	15
Portico™ Plus Tables	17
Portico™ Plus Tables	21
Portico™ Plus Tables	22
Storage and Accessories	23

Portico™ Tables
General Information

Portico™ Tables
General Information



Square Table, LX Base



Square Flip-Top Table, LX Base



Round Table, LX Base



Rectangular Table, T Base



Trapezoidal Table, T Base

Features					
Fixed, folding, flip-top bases				•	•
Four edge styles	•	•	•	•	•
Lightweight top option				•	•
Casters Option	•	•	•	•	•



Laminate; 1-1/4" round vinyl bullnose edge; 1-1/2" radius corner (54B)

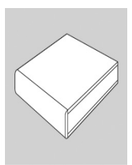

Laminate; 74P edge; square corner (74P)

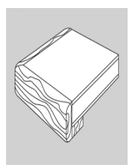

Laminate; 1"x 1-3/4" wood bullnose edge; .62" radius corner (15W)



Adjustable Glides



Self-Leveling Glides (by Product Modification Request)



Ganging Device for Portico Plus



Portico Plus Quarter Round Ganging Device



Rectangular Table, TT Base



Rectangular Table, Quick-Release Modesty Panel



Rectangular Table, Folding Modesty Panel



Portico™ Plus Tables

Features				
Fixed, folding bases	•	•	•	•
Four edge styles	•			•
Ganging				•
Modesty panel and wire management		•	•	
Casters Option	•	•	•	•

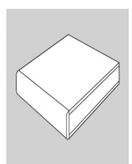

Laminate; 74P edge; square corner (74P)

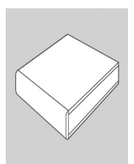

Laminate; 3/8" x 1-1/4" wood band edge: square corner: corner joint is not mitered (34S)

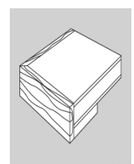

Laminate; 3/8" x 1-3/4" wood band edge: square corner: corner joint is not mitered (36S)



Grommet location for tables 36" or smaller

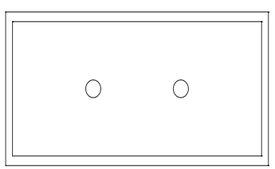

Grommet location for tables 42" or deeper

SPECIFICATIONS

Bases
The Portico double pedestal base table employs 14-gauge, 1-3/4" round steel upright columns and 16-gauge, 1-3/4" x 7/8" elliptical steel foot tubes in fixed, folding or flip-top models.

Portico includes T, TT, LX and cantilevered T base combinations. LX bases consist of 14-gauge, 3" round steel upright columns and 16-gauge, 1-3/4" x 7/8" elliptical steel foot tubes. Fixed table columns are welded to an 8" x 8" formedsteel plate.

Portico bases are available in powder coat or bright chrome finish with plastic trim pieces (end caps and column caps) that can be color-matched to the vinyl table edge colors. Plastic end caps are secured via a "forcefit." The column cap is secured via a #8 x 3/4" tap screw.

Adjustable glides are secured to the foot tubes by threaded inserts. Self-leveling glides are available by Product Modification Request only.

Portico Table's Folding Mechanism
Built of 11-gauge, black zinc finish steel, the folding mechanism easily releases and folds leg tightly to table bottom and securely locks with two polypropylene clips. When opened, legs engage into place for a tight, rigid fit between leg and mechanism. Built-in nylon bumpers keep tables separated to prevent marring when tables are stacked on edge.

Table Surfaces
1-1/8" thick high-density particleboard core with high-pressure laminate top and phenolic backing sheet. Tops are pre-drilled. A "standard" table consists of a standard laminate worksurface and a 1-1/4" vinyl bullnose edge for any KI table base. KI tables can hold a maximum of 1.5 lbs for each inch of perimeter evenly distributed over the top.

Flip-Top
Standard flip-top table does not have a detachable top.

Portico Plus Ganging Mechanism
Built of black high-strength nylon, userfriendly ganger with pegs draws tables together. No tools are required when joining tables. Ganger is self-storing under table top. Mounting screws are provided. Tops are predrilled for placement of ganging pegs. Two gangers per table.

CAUTION: Gangers are not retrofittable to earlier purchased tables.

Folding Modesty Panels
.685" thick particleboard faced on both sides with laminate that matches table top. Modesty panels are 6-1/4" high by length of table. Mounting brackets are black and packed with the base. Table top and panel are pre-drilled. Lower edge of panel extends 8-1/4" from underside of table. Panel ships k.d.

Bright Chrome Finish
Surfaces are duplex nickel-chrome plated in a twenty-two step process.

Powder-Coated Finish
Hybrid powder coating is electrostatically applied. The dry coating is then fused and cured in a baking oven to form a smooth, continuous film. Finish is chemical-resistant, hard, tough and mar-resistant.

Quick-Release Modesty Panels
.685" thick particleboard faced on both sides with laminate that matches table top laminate. Lower edge of modesty panel extends 7-1/4" from underside of table.

Panel is easily removed from the table without tools. It locks into two 11-gauge steel retaining brackets and is removed by pulling down on vinyl-coated stainless steel release levers. Modesty panel is shipped k.d.

Portico Table Truck
Black powder-coated finish. Two swivel and two rigid 6" diameter casters with heavy-duty roller bearings. Rectangular or square table storage. Truck measures 60" long by 30" wide. Felt is standard on top edges. Six-table capacity is standard. Four-table capacity for short fold.

Portico Lightweight Table
Top is 5-ply construction consisting of .050" thick laminate, 5.2mm 3-ply plywood, .75" thick high-density particleboard frame with honeycomb core, 5.2mm 3-ply plywood and .040" HPL backer.

Portico with PowerUp
Portico tables are available with one or two power/data modules, centrally located 4-1/4" from the front edge of table top.

PowerUp is a UL Listed, Relocatable Power Tap, which mounts flush into the table top. When flipped up, cover open, one (1) duplex receptacle and two (2) data ports are exposed. The underside of the table is provided with a hinged plastic channel (cord management trough) which covers the bottom of the power supply cords and data lines.

The PowerUp module is 6-1/4" long by 3" wide by 2-1/2" high when opened. It is provided with a 9 ft. or 15 ft., 3-conductor cord and is rated 120V a/c, 15A. The cover snaps into the upright position to allow cords to be unplugged without the cover closing. The data ports are molded to accept AT&T "M" Series, RJ45 jacks. The module can be modified to accept various brand jacks.

Cords are further managed by the vertical leg wire manager of PowerUp.

Under-Table Wire Management
Constructed of high quality black velcro. Harness is fastened to table bottom with screws. Shipped assembled. Wire management options HO, HW and WO are only available on rectangle tables 96" and smaller (not available on any cantilever, flip-top or folding tables).

Leg Wireways
Scuff-resistant, high-impact rigid plastic. Two separate wire channels per leg. Fastened to legs with full length adhesive bond. Black only. One wireway per leg. Shipped assembled. Two leg wireways per top. Not available on 18" x 60" fixed base tables, 18" x 60" and 24" x 60" cantilevered base and folding tables.

Grommets
Plastic grommets are 3" diameter and recessed into table top. Cap is removable and has retractable slot cover. Two grommets per top. Grommets not available on 18" x 60" fixed base tables, 18" x 60" and 24" x 60" cantilevered base and folding tables. Grommet location for tables that are 36" deep and smaller will be on the corners of the table. Grommet location for the tables 42" deep and larger will be the centerline of the table. See graphics above.

INFORMATION

Warranty
Refer to KI Terms & Conditions document or visit ki.com

Portico™ Tables
Product Color Options

Portico™ Tables
Product Color Options

Surface Finish--Laminate

Belair	LBQ
Biltmore Cherry	LBT
Black	LBK
Brighton Walnut	LBW
Canyon Zephyr	LCA
Castle Oak	LCO
Casual Linen	LCU
Cherry Storm	LCX
Classic Linen	LCI
Cloud Zephyr	LCL
Cocobala	LCC
Crisp Linen	LRI
Desert Zephyr	LDZ
Dove Grey	LDG
Fired Steel	LIL
Flax Linen	LXF
Florence Walnut	LFC
Forged Steel	LOL
Friston Ash	LFH
Frosty White	LFW
Graphite Nebula	LGN
Grey	LGE
High Rise	LHE
Hollyberry	LHY
Irish Linen	LIH
Island	LID
Italian Silver Ash	LIT
Kensington Maple	LKM
Lapis Blue	LLB
Markerboard White	LMK
Misted Zephyr	LMR
Monticello Maple	LMT
Nickel Evolv	LNV
North Sea	LNA
Ocean	LON
Pearl Bisque	LPB
Pearl Silver	LPS
Pressed Linen	LPR
River Cherry	LRY
Rugged Linen	LRG
Satin Stainless	LSS
Shadow Zephyr	LSR
Silicon evolv	LSV
Sterling Ash	LAZ
Tailored Linen	LTL
Titanium evolv	LTV
White Nebula	LWL
White Sand	LWN
Windsor Mahogany	LWY

Edge Color for 74P Edge

Belair	EBQ
Biltmore Cherry	EBT
Black	EBL
Blue Grey	EGR
Brighton Walnut	EBW
Castle Oak	ECO
Cayenne	ECY
Cherry Storm	ECX
Cocobala	ECC
Cool Grey	ECG
Earthen Clay	EEY
Everglade Shade	EEV
Flannel	EFN
Florence Walnut	EFC
Friston Ash	EFH
Frosty White	EFW
Hazy Jade	EHJ
Honey Bee	EHY
Italian Silver Ash	EIT
Kensington Maple	EKM
Light Tone	ELG
Mardi Gras	EMG
Misty Brown	EMY
Monticello Maple	EMT
Multiplex	EMB
Nemo	ENE
Nordic	END
Poppy Red	EPR
Purple Haze	EPH
River Cherry	ERY
Rubber Ducky	ERK
Sand	ESA
Sky Blue	ESK
Sterling Ash	EAZ
Surf's Up	ESP
Twilight Shadow	ETI
Ultra Blue	EUB
Warm Grey	EWG
Windsor Mahogany	EWY
Zesty Lime	EZL

Edge Color for 54B Edge

Black	EBL
Blue Grey	EGR
Cayenne	ECY
Cool Grey	ECG
Earthen Clay	EEY
Everglade Shade	EEV
Flannel	EFN
Frosty White	EFW
Hazy Jade	EHJ
Honey Bee	EHY
Light Tone	ELG
Mardi Gras	EMG
Misty Brown	EMY
Nemo	ENE
Nordic	END
Poppy Red	EPR
Purple Haze	EPH
Rubber Ducky	ERK
Sand	ESA
Sky Blue	ESK
Surf's Up	ESP
Twilight Shadow	ETI
Ultra Blue	EUB
Warm Grey	EWG
Zesty Lime	EZL

Edge Color for 15W Edge

Biltmore Cherry on Maple (sample not available)	MBT
Brighton Walnut on Maple (sample not available)	MBW
Castle Oak	VOK
Cherry Storm on Maple	MCX
Cinnamon on Maple	MCN
Cocoa on Maple	MCA
Florence Walnut on Maple	MFC
Kensington Maple on Maple	MMA
Monticello Maple on Maple	MMT
River Cherry on Maple	MRY

Base Finish

Black	BL
Blue Grey	GR
Bronze Metallic	ZM
Cayenne	CY
Champagne Metallic	CM
Chrome	CH
Cool Grey	CG
Cottonwood	CO
Earthen Clay	EY
Espresso Metallic	EX
Everglade Shade	EV
Flannel	FN
Glitz Metallic	GZ
Hazy Jade	HJ
Honey Bee	HY
Light Tone	LG
Mardi Gras	MG
Misty Brown	MY
Nemo	NE
Nordic	ND
Poppy Red	PR
Purple Haze	PH
Rubber Ducky	RK
Sand	SA
Sky Blue	SK
Starlight Silver Metallic	SX
Surf's Up	SP
Twilight Shadow	TI
Ultra Blue	UB
Warm Grey	WG
Zesty Lime	ZL

Module Color

Black module	MBL
Blue Grey module	MGR
Cool Grey module	MCG
Flannel module	MFN
Misty Brown module	MMY
Sand module	MSA
Warm Grey module	MWG

Grommet Color

Black grommet	GBL
Blue Grey grommet	GGR
Cool Grey grommet	GCG
Flannel grommet	GFN
Misty Brown grommet	GMY
Sand grommet	GSA
Warm Grey grommet	GWG

Plastic End Cap Color

Black	PBL
Blue Grey	PGR
Cayenne	PCY
Cool Grey	PCG
Earthen Clay	PEY
Everglade Shade	PEV
Flannel	PFN
Hazy Jade	PHJ
Honey Bee	PHY
Light Tone	PLG
Mardi Gras	PMG
Misty Brown	PMY
Nemo	PNE
Nordic	PND
Poppy Red	PPR
Purple Haze	PPH
Rubber Ducky	PRK
Sand	PSA
Sky Blue	PSK
Surf's Up	PSP
Twilight Shadow	PTI
Ultra Blue	PUB
Warm Grey	PWG
Zesty Lime	PZL

Finish Cards
View color swatches for items listed within this document.

Paints **Wood/Veneer** **Molded Edges** **Hard Plastics**
Plastics/Poly **Laminates** **Edge Styles** **Glass**

Certain options referenced may not be available on GSA Schedule.

Portico™ Tables
Fixed Leg

KI

Portico™ Tables
Fixed Leg

	MODEL	Features	A x B x C x D	MODEL NUMBER: Basic Model	Edge Style Ⓑ	Edge Color Ⓒ	Surface Finish Ⓓ	Base Finish Ⓔ	Plastic End Cap Color Ⓕ	Approx. Packaged Weight	1-1/4" Vinyl Bullnose (54B)	74P Edge (74P)	1-3/4" Wood Bullnose (15W)
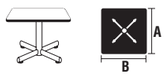	**Square Tables, LX Base**	LX Base	30 x 30"	PS25FX	□□□	□□□	□□□	□□	□□□	52.0#	$ 763	$ 958	$ 1163
		LX Base	36 x 36"	PS3FX	□□□	□□□	□□□	□□	□□□	68.0#	855	1009	1337
		LX Base	42 x 42"	PS35FX	□□□	□□□	□□□	□□	□□□	85.0#	1134	1374	1863
PFIX													
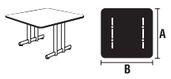	**Square Tables, TT Base**	38" TT Base	48 x 48"	PS4F	□□□	□□□	□□□	□□	□□□	111.0#	$ 1285	$ 1482	$ 2009
PFIX													
	**Round Tables, LX Base**	LX Base	30" Diameter	PR25FX	□□□	□□□	□□□	□□	□□□	65.0#	$ 765	$ 972	$ 1517
		LX Base	36" Diameter	PR3FX	□□□	□□□	□□□	□□	□□□	73.0#	773	1055	1694
		LX Base	42" Diameter	PR35FX	□□□	□□□	□□□	□□	□□□	86.0#	1110	1374	2017
PFIX													
	**Round Tables, TT Base**	TT Base	48" Diameter	PR4F	□□□	□□□	□□□	□□	□□□	132.0#	$ 1141	$ 1400	$ 2386
		32" TT Base	60" Diameter	PR5F	□□□	□□□	□□□	□□	□□□	166.0#	1619	1998	3370
PFIX													
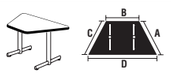	**Trapezoid Tables, T Base** • 24x24x24x48 = 21"D • 30x30x30x60 = 26"D • 36x36x36x72 = 31"D	T Base	24 x 24 x 24 x 48"	PT24F	□□□	□□□	□□□	□□	□□□	62.0#	$ 805	$ 1269	$ 1934
		T Base	30 x 30 x 30 x 60"	PT35F	□□□	□□□	□□□	□□	□□□	70.0#	857	1399	2135
		T Base	36 x 36 x 36 x 72"	PT36F	□□□	□□□	□□□	□□	□□□	112.0#	1343	1867	3010
PFIX	• 24x24x24x48 available with glides only												
	**Rectangular Tables, LX Base**	LX Base	24 x30"	P225FX	□□□	□□□	□□□	□□	□□□	45.0#	$ 769	$ 972	$ 1159
		LX Base	24 x36"	P23FX	□□□	□□□	□□□	□□	□□□	47.0#	777	998	1231
		LX Base	30 x36"	P253FX	□□□	□□□	□□□	□□	□□□	52.0#	844	1013	1328
PFIX													
				Ⓐ	Ⓑ	Ⓒ	Ⓓ	Ⓔ	Ⓕ				

HOW TO ORDER

Indicate the following information on order form:
1. Quantity of each item.
2. Model number, including options. See "How To Build a Model Number".
3. Any special service required.

Note: • The □ indicates that a choice is required.
- The absence of the □ indicates that no choice is required.
- Alpha-numeric characters in place of □ indicate that no other alternatives are available.

HOW TO BUILD A MODEL NUMBER

Ⓐ Select basic model.

Ⓑ Select edge style.

54B	- 1-1/4" Vinyl bullnose
74P	- 74P edge
15W	- 1-3/4" Wood bullnose

Ⓒ Select edge color.
Refer to the **Product Color Options** page in this price list.
Edge color offerings are based on edge style selections.

Ⓓ Select surface finish.
Refer to the **Product Color Options** page in this price list.
Surface finish offerings are based on edge style selections.

Ⓔ Select base finish.
Refer to the **Product Color Options** page in this price list.

Ⓕ Select plastic end cap color.
Refer to the **Product Color Options** page in this price list.

FINISH INFORMATION

Additional Laminate Offering
Additional laminates beyond KI standard offering, are available with two weeks extended leadtime. To specify additional laminates, use these designators followed by the supplier's color/pattern code:

Formica - LF/supplier's color pattern code
Nevamar - LN/supplier's color pattern code
Wilsonart - LW/supplier's color pattern code

KI's standard finish is the supplier's recommended finish for that color/pattern.
Note: Nonstandard laminates from these suppliers (example: textured laminates), require an upcharge and additional leadtime.
Contact KI.

Additional Stains
Specially stained edges beyond the KI standard offering (as shown under Edge Color column on Product Color Options page) are also available. Contact KI.

OPTIONS

Base Options
Casters:
Black only. Add a "/C" to end of model number for casters. Casters are factory installed, not field installable. Casters are all locking.
Upcharge is list $73 per table.

Table Heights Other Than 29"
Table heights other than 29" are available. Add the table height in inches to the end of the model number string.
Example: to specify 27-1/4" from the top of the table to the floor add "/27.25" to the end of the model number. The maximum height is 42".

SPECIAL SERVICES

Special Carton Marking

With specially marked information	N/C

Shipping
Ships **knocked down, FOB Green Bay, WI 54302, freight prepaid.** Freight class 85.

Specifications and prices are subject to change without prior notice.

Portico™ Tables
Fixed Leg

KI

Portico™ Tables
Fixed Leg

	MODEL	Features	A x B	MODEL NUMBER: Basic Model	Edge Style	Edge Color	Surface Finish	Base Finish	Plastic End Cap Color	Approx. Packaged Weight	1-1/4" Vinyl Bullnose (54B)	74P Edge (74P)	1-3/4" Wood Bullnose (15W)
	**Rectangular Tables, T Base**	T Base	18 x 48"	P154F	□□□	□□□	□□□	□□	□□□	53.0#	$ 839	$ 964	$ 1224
		T Base	18 x 60"	P155F	□□□	□□□	□□□	□□	□□□	65.0#	870	1051	1366
		T Base	18 x 72"	P156F	□□□	□□□	□□□	□□	□□□	67.0#	932	1070	1515
		T Base	18 x 84"	P157F	□□□	□□□	□□□	□□	□□□	73.0#	1014	1212	1786
PFIX		T Base	18 x 96"	P158F	□□□	□□□	□□□	□□	□□□	80.0#	1090	1260	1923
		T Base	24 x 48"	P24F	□□□	□□□	□□□	□□	□□□	70.0#	849	989	1363
		T Base	24 x 60"	P25F	□□□	□□□	□□□	□□	□□□	75.0#	894	1111	1493
		T Base	24 x 72"	P26F	□□□	□□□	□□□	□□	□□□	90.0#	1041	1168	1716
		T Base	24 x 84"	P27F	□□□	□□□	□□□	□□	□□□	96.0#	1091	1328	1922
		T Base	24 x 96"	P28F	□□□	□□□	□□□	□□	□□□	102.0#	1178	1394	2067
		T Base	30 x 48"	P254F	□□□	□□□	□□□	□□	□□□	75.0#	879	1036	1488
		T Base	30 x 60"	P255F	□□□	□□□	□□□	□□	□□□	93.0#	967	1178	1623
		T Base	30 x 72"	P256F	□□□	□□□	□□□	□□	□□□	108.0#	1071	1269	1860
		T Base	30 x 84"	P257F	□□□	□□□	□□□	□□	□□□	114.0#	1238	1443	2180
		T Base	30 x 96"	P258F	□□□	□□□	□□□	□□	□□□	126.0#	1322	1532	2280
		T Base	36 x 48"	P34F	□□□	□□□	□□□	□□	□□□	85.0#	927	1150	1661
		T Base	36 x 60"	P35F	□□□	□□□	□□□	□□	□□□	107.0#	1113	1243	1902
		T Base	36 x 72"	P36F	□□□	□□□	□□□	□□	□□□	118.0#	1147	1400	2158
		T Base	36 x 84"	P37F	□□□	□□□	□□□	□□	□□□	135.0#	1376	1758	2201
		T Base	36 x 96"	P38F	□□□	□□□	□□□	□□	□□□	145.0#	1395	1859	2255
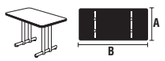	**Rectangular Tables, TT Bases** • Tables with four TT bases have a two-piece top	Two 32" TT Bases	42 x 60"	P355F	□□□	□□□	□□□	□□	□□□	120.0#	$ 1515	$ 1898	$ 2305
		Two 32" TT Bases	42 x 72"	P356F	□□□	□□□	□□□	□□	□□□	133.0#	1538	2055	2512
		Two 32" TT Bases	42 x 84"	P357F	□□□	□□□	□□□	□□	□□□	141.0#	1651	2279	2687
		Two 32" TT Bases	42 x 96"	P358F	□□□	□□□	□□□	□□	□□□	170.0#	1913	2389	2834
PFIX		Two 38" TT Bases	48 x 60"	P45F	□□□	□□□	□□□	□□	□□□	135.0#	1591	1990	2406
		Two 38" TT Bases	48 x 72"	P46F	□□□	□□□	□□□	□□	□□□	146.0#	1629	2146	2743
		Two 38" TT Bases	48 x 84"	P47F	□□□	□□□	□□□	□□	□□□	164.0#	1716	2389	2872
		Two 38" TT Bases	48 x 96"	P48F	□□□	□□□	□□□	□□	□□□	185.0#	1928	2520	2968
		Three 32" TT Bases	42 x 120"	P350F	□□□	□□□	□□□	□□	□□□	220.0#	2193	3064	3933
		Three 38" TT Bases	48 x 120"	P410F	□□□	□□□	□□□	□□	□□□	250.0#	2300	3232	4113
		Three 38" TT Bases	48 x 144"	P412F	□□□	□□□	□□□	□□	□□□	280.0#	2763	3782	4352
		Four 38" TT Bases	60 x 192"	P516F	□□□	□□□	□□□	□□	□□□	450.0#	5799	6421	8038
					Ⓐ	Ⓑ	Ⓒ	Ⓓ	Ⓔ	Ⓕ			

HOW TO ORDER

Indicate the following information on order form:
1. Quantity of each item.
2. Model number, including options. See "How To Build a Model Number".
3. Any special service required.

Note: • The □ indicates that a choice is required.
- The absence of the □ indicates that no choice is required.
- Alpha-numeric characters in place of □ indicate that no other alternatives are available.

HOW TO BUILD A MODEL NUMBER

Ⓐ Select basic model.

Ⓑ Select edge style.

54B	- 1-1/4" Vinyl bullnose
74P	- 74P edge
15W	- 1-3/4" Wood bullnose

Ⓒ Select edge color.
Refer to the **Product Color Options** page in this price list.
Edge color offerings are based on edge style selections.

Ⓓ Select surface finish.
Refer to the **Product Color Options** page in this price list.
Surface finish offerings are based on edge style selections.

Ⓔ Select base finish.
Refer to the **Product Color Options** page in this price list.

Ⓕ Select plastic end cap color.
Refer to the **Product Color Options** page in this price list.

FINISH INFORMATION

Additional Laminate Offering
Additional laminates beyond KI standard offering, are available with two weeks extended leadtime. To specify additional laminates, use these designators followed by the supplier's color/pattern code:

Formica - LF/supplier's color pattern code
Nevamar - LN/supplier's color pattern code
Wilsonart - LW/supplier's color pattern code

KI's standard finish is the supplier's recommended finish for that color/pattern.
Note: Nonstandard laminates from these suppliers (example: textured laminates), require an upcharge and additional leadtime.
Contact KI.

Additional Stains
Specially stained edges beyond the KI standard offering (as shown under Edge Color column on Product Color Options page) are also available. Contact KI.

OPTIONS

Base Options
Casters:
Black only. Add a "/C" to end of model number for casters. Casters are factory installed, not field installable. Casters are all locking.
Upcharge is list $73 per table.

Table Heights Other Than 29"
Table heights other than 29" are available. Add the table height in inches to the end of the model number string.
Example: to specify 27-1/4" from the top of the table to the floor add "/27.25" to the end of the model number. The maximum height is 42".

SPECIAL SERVICES

Special Carton Marking

With specially marked information	N/C

Shipping
Ships **knocked down, FOB Green Bay, WI 54302, freight prepaid.** Freight class 85.

Specifications and prices are subject to change without prior notice.

Portico™ Tables
Fixed Leg

KI

Portico™ Tables
Fixed Leg

	MODEL	Features	A x B x C	MODEL NUMBER: Basic Model	Edge Style	Edge Color	Surface Finish	Base Finish	Plastic End Cap Color	Approx. Packaged Weight	1-1/4" Vinyl Bullnose (54B)	74P Edge (74P)	1-3/4" Wood Bullnose (15W)
 PFIX	**Rectangular Tables, Cantilevered, T Base**	Cantilevered T Base	18 x 48"	P154C	□□□	□□□	□□□	□□	□□□	53.0#	$ 839	$ 1012	$ 1224
		Cantilevered T Base	18 x 60"	P155C	□□□	□□□	□□□	□□	□□□	65.0#	870	1051	1366
		Cantilevered T Base	18 x 72"	P156C	□□□	□□□	□□□	□□	□□□	67.0#	932	1070	1515
		Cantilevered T Base	24 x 48"	P24C	□□□	□□□	□□□	□□	□□□	70.0#	849	1088	1310
		Cantilevered T Base	24 x 60"	P25C	□□□	□□□	□□□	□□	□□□	75.0#	894	1111	1493
		Cantilevered T Base	24 x 72"	P26C	□□□	□□□	□□□	□□	□□□	90.0#	1041	1168	1716
 PFIX	**Racetrack Tables (Oval), T and TT Bases**	T Base	36 x 72"	PO36F	□□□	□□□	□□□	□□	□□□	115.0#	$ 1427	$ 1962	$ 2528
		TT Base	42 x 84"	PO7F	□□□	□□□	□□□	□□	□□□	135.0#	1857	3050	3225
		TT Base	48 x 96"	PO48F	□□□	□□□	□□□	□□	□□□	180.0#	2082	3276	3306
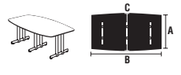 PFIX	**Boat Shape Tables, TT Base** • Tables with four TT bases have a two-piece top	Three TT Bases	36 x 48 x 144"	P412BF3	□□□	□□□	□□□	□□	□□□	260.0#	$ 3374	$ 4340	$ 4785
		Four TT Bases	36 x 48 x 144"	P412B24	□□□	□□□	□□□	□□	□□□	260.0#	3713	4788	5261
		Four TT Bases	42 x 60 x 192"	P516B2	□□□	□□□	□□□	□□	□□□	425.0#	4965	6973	8839
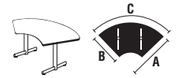 PFIX	**Crescent Tables, T Base**	T Base	48 x 24 x 75 1/2"	PC24F	□□□	□□□	□□□	□□	□□□	66.0#	$ 1158	$ 1807	$ 2087
		T Base	60 x 24 x 94"	PC25F	□□□	□□□	□□□	□□	□□□	91.0#	1711	2450	2968
		T Base	48 x 30 x 75-1/2"	PC254F	□□□	□□□	□□□	□□	□□□	89.0#	1212	1813	2025
		T Base	60 x 30 x 94"	PC255F	□□□	□□□	□□□	□□	□□□	107.0#	1736	2473	2968
		T Base	60 x 36 x 94"	PC35F	□□□	□□□	□□□	□□	□□□	126.0#	1684	2394	3010
		T Base	72 x 36 x 113"	PC36F	□□□	□□□	□□□	□□	□□□	151.0#	1758	3718	3036
 PFIX	**Half Round Tables, T Base**	T Base	30 x 60"	PH255F	□□□	□□□	□□□	□□	□□□	74.0#	$ 1151	$ 1623	$ 1989
		T Base	36 x 72"	PH36F	□□□	□□□	□□□	□□	□□□	101.0#	1404	2017	2428
					Ⓐ	Ⓑ	Ⓒ	Ⓓ	Ⓔ	Ⓕ			

HOW TO ORDER

Indicate the following information on order form:
1. Quantity of each item.
2. Model number, including options. See "How To Build a Model Number".
3. Any special service required.

Note: • The □ indicates that a choice is required.
- The absence of the □ indicates that no choice is required.
- Alpha-numeric characters in place of □ indicate that no other alternatives are available.

HOW TO BUILD A MODEL NUMBER

Ⓐ Select basic model.

Ⓑ Select edge style.

54B	- 1-1/4" Vinyl bullnose
74P	- 74P edge
15W	- 1-3/4" Wood bullnose

Ⓒ Select edge color.
Refer to the **Product Color Options** page in this price list.
Edge color offerings are based on edge style selections.

Ⓓ Select surface finish.
Refer to the **Product Color Options** page in this price list.
Surface finish offerings are based on edge style selections.

Ⓔ Select base finish.
Refer to the **Product Color Options** page in this price list.

Ⓕ Select plastic end cap color.
Refer to the **Product Color Options** page in this price list.

FINISH INFORMATION

Additional Laminate Offering
Additional laminates beyond KI standard offering, are available with two weeks extended leadtime. To specify additional laminates, use these designators followed by the supplier's color/pattern code:

Formica - LF/supplier's color pattern code
Nevamar - LN/supplier's color pattern code
Wilsonart - LW/supplier's color pattern code

KI's standard finish is the supplier's recommended finish for that color/pattern.
Note: Nonstandard laminates from these suppliers (example: textured laminates), require an upcharge and additional leadtime.
Contact KI.

Additional Stains
Specially stained edges beyond the KI standard offering (as shown under Edge Color column on Product Color Options page) are also available.
Contact KI.

OPTIONS

Base Options
Casters:
Black only. Add a "/C" to end of model number for casters. Casters are factory installed, not field installable. Casters are all locking.
Upcharge is list $73 per table.

Table Heights Other Than 29"
Table heights other than 29" are available. Add the table height in inches to the end of the model number string.
Example: to specify 27-1/4" from the top of the table to the floor add "/27.25" to the end of the model number. The maximum height is 42".

SPECIAL SERVICES

Special Carton Marking

With specially marked information	N/C

Shipping
Ships **knocked down, FOB Green Bay, WI 54302, freight prepaid.** Freight class 85.

Specifications and prices are subject to change without prior notice.

Portico™ Tables
Fixed Leg with Modesty Panel

KI

Portico™ Tables
Fixed Leg with Modesty Panel

	MODEL	Features	A x B	MODEL NUMBER Basic Model	Edge Style	Edge Color	Surface Finish	Base Finish	Plastic End Cap Color	Approx. Packaged Weight	1-1/4" Vinyl Bullnose (54B)	74P Edge (74P)
 PFIXM	**Rectangular Tables, Fixed Leg, Modesty Panel, T Base** • Modesty panels available with standard folding mechanism (M) or quick release mechanism (Q) • Modesty panel only available in black bullnose edge	T Base	18 x 60"	P155F/M	□□□	□□□	□□□	□□	□□□	77.0#	$ 1080	$ 1255
		T Base	18 x 60"	P155F/Q	□□□	□□□	□□□	□□	□□□	77.0#	1080	1255
		T Base	18 x 72"	P156F/M	□□□	□□□	□□□	□□	□□□	80.0#	1200	1333
		T Base	18 x 72"	P156F/Q	□□□	□□□	□□□	□□	□□□	80.0#	1200	1333
		T Base	18 x 84"	P157F/M	□□□	□□□	□□□	□□	□□□	89.0#	1282	1464
		T Base	18 x 84"	P157F/Q	□□□	□□□	□□□	□□	□□□	89.0#	1282	1464
		T Base	18 x 96"	P158F/M	□□□	□□□	□□□	□□	□□□	99.0#	1356	1477
		T Base	24 x 60"	P25F/M	□□□	□□□	□□□	□□	□□□	89.0#	1107	1323
		T Base	24 x 60"	P25F/Q	□□□	□□□	□□□	□□	□□□	89.0#	1107	1323
		T Base	24 x 72"	P26F/M	□□□	□□□	□□□	□□	□□□	107.0#	1305	1436
		T Base	24 x 72"	P26F/Q	□□□	□□□	□□□	□□	□□□	107.0#	1305	1436
		T Base	24 x 84"	P27F/M	□□□	□□□	□□□	□□	□□□	116.0#	1357	1588
		T Base	24 x 84"	P27F/Q	□□□	□□□	□□□	□□	□□□	116.0#	1357	1588
		T Base	24 x 96"	P28F/M	□□□	□□□	□□□	□□	□□□	125.0#	1442	1654
		T Base	24 x 96"	P28F/Q	□□□	□□□	□□□	□□	□□□	125.0#	1442	1654
		T Base	30 x 60"	P255F/M	□□□	□□□	□□□	□□	□□□	110.0#	1177	1395
		T Base	30 x 60"	P255F/Q	□□□	□□□	□□□	□□	□□□	110.0#	1177	1395
		T Base	30 x 72"	P256F/M	□□□	□□□	□□□	□□	□□□	128.0#	1334	1532
		T Base	30 x 72"	P256F/Q	□□□	□□□	□□□	□□	□□□	128.0#	1334	1532
		T Base	30 x 84"	P257F/M	□□□	□□□	□□□	□□	□□□	138.0#	1499	1713
		T Base	30 x 84"	P257F/Q	□□□	□□□	□□□	□□	□□□	138.0#	1499	1713
		T Base	30 x 96"	P258F/M	□□□	□□□	□□□	□□	□□□	153.0#	1584	1795
		T Base	30 x 96"	P258F/Q	□□□	□□□	□□□	□□	□□□	153.0#	1584	1795
 PFIXM	**Rectangular Tables, Fixed Leg, Modesty Panel, Cantilevered T Base** • Modesty panels available with standard folding mechanism (M) or quick release mechanism (Q) • Modesty panel only available in black bullnose edge	Cantilevered T Base	18 x 60"	P155C/M	□□□	□□□	□□□	□□	□□□	77.0#	$ 1080	$ 1255
		Cantilevered T Base	18 x 72"	P156C/M	□□□	□□□	□□□	□□	□□□	80.0#	1200	1283
		Cantilevered T Base	18 x 72"	P156C/Q	□□□	□□□	□□□	□□	□□□	80.0#	1200	1283
		Cantilevered T Base	24 x 60"	P25C/M	□□□	□□□	□□□	□□	□□□	89.0#	1107	1323
		Cantilevered T Base	24 x 60"	P25C/Q	□□□	□□□	□□□	□□	□□□	89.0#	1107	1323
		Cantilevered T Base	24 x 72"	P26C/Q	□□□	□□□	□□□	□□	□□□	107.0#	1305	1436
				Ⓐ	Ⓑ	Ⓒ	Ⓓ	Ⓔ	Ⓕ			

HOW TO ORDER

Indicate the following information on order form:
1. Quantity of each item.
2. Model number, including options. See "How To Build a Model Number".
3. Any special service required.

Note: • The □ indicates that a choice is required.
• The absence of the □ indicates that no choice is required.
• Alpha-numeric characters in place of □ indicate that no other alternatives are available.

HOW TO BUILD A MODEL NUMBER

Ⓐ Select basic model.

Ⓑ Select edge style.

54B	- 1-1/4" Vinyl bullnose
74P	- 74P edge

Ⓒ Select edge color.
Refer to the **Product Color Options** page in this price list.
Edge color offerings are based on edge style selections.

Ⓓ Select surface finish.
Refer to the **Product Color Options** page in this price list.
Surface finish offerings are based on edge style selections.

Ⓔ Select base finish.
Refer to the **Product Color Options** page in this price list.

Ⓕ Select plastic end cap color.
Refer to the **Product Color Options** page in this price list.

FINISH INFORMATION

Additional Laminate Offering
Additional laminates beyond KI standard offering, are available with two weeks extended leadtime. To specify additional laminates, use these designators followed by the supplier's color/pattern code:

Formica - LF/supplier's color pattern code
Nevamar - LN/supplier's color pattern code
Wilsonart - LW/supplier's color pattern code

KI's standard finish is the supplier's recommended finish for that color/pattern.
Note: Nonstandard laminates from these suppliers (example: textured laminates), require an upcharge and additional leadtime.
Contact KI.

Additional Stains
Specially stained edges beyond the KI standard offering (as shown under Edge Color column on Product Color Options page) are also available. Contact KI.

OPTIONS

Base Options
Casters:
Black only. Add a "/C" to end of model number for casters. Casters are factory installed, not field installable. Casters are all locking.
Upcharge is list $73 per table.

Table Heights Other Than 29"
Table heights other than 29" are available. Add the table height in inches to the end of the model number string.
Example: to specify 27-1/4" from the top of the table to the floor add "/27.25" to the end of the model number. The maximum height is 42".

SPECIAL SERVICES

Special Carton Marking

With specially marked information	N/C

Shipping
Ships **knocked down, FOB Green Bay, WI 54302, freight prepaid.** Freight class 85.

Specifications and prices are subject to change without prior notice.

Portico™ Tables
Fixed Leg with PowerUp®

KI

Portico™ Tables
Fixed Leg with PowerUp®

	Features	A x B	MODEL NUMBER Basic Model	Edge Style	Edge Color	Surface Finish	Base Finish	Plastic End Cap Color	Cord (feet)	Module Color	Approx. Packaged Weight	1-1/4" Vinyl Bullnose (54B)	74P Edge (74P)	1-3/4" Wood Bullnose (15W)
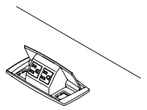	T Base	24 x 60"	PD25F/1	□□□	□□□	□□□	□□	□□□	□□	□□□	78.0#	$ 1159	$ 1376	$ 1759
	T Base	24 x 60"	PD25F/2	□□□	□□□	□□□	□□	□□□	□□	□□□	78.0#	1268	1483	1866
	T Base	24 x 72"	PD26F/1	□□□	□□□	□□□	□□	□□□	□□	□□□	93.0#	1305	1436	1980
	T Base	24 x 72"	PD26F/2	□□□	□□□	□□□	□□	□□□	□□	□□□	93.0#	1411	1541	2089
	T Base	30 x 60"	PD255F/1	□□□	□□□	□□□	□□	□□□	□□	□□□	96.0#	1235	1442	1883
	T Base	30 x 60"	PD255F/2	□□□	□□□	□□□	□□	□□□	□□	□□□	96.0#	1341	1553	1995
PPUX	T Base	30 x 72"	PD256F/1	□□□	□□□	□□□	□□	□□□	□□	□□□	111.0#	1334	1532	2122
Fixed Leg, Rectangular Tables with PowerUp®	T Base	30 x 72"	PD256F/2	□□□	□□□	□□□	□□	□□□	□□	□□□	111.0#	1442	1639	2230
• Available with one module (1) or two modules (2)														
	Cantilevered T Base	24 x 60"	PD25C/1	□□□	□□□	□□□	□□	□□□	□□	□□□	78.0#	$ 1159	$ 1376	$ 1759
PPUX	Cantilevered T Base	24 x 60"	PD25C/2	□□□	□□□	□□□	□□	□□□	□□	□□□	78.0#	1268	1483	1866
Fixed Cantilevered Leg, Rectangular Tables with PowerUp®	Cantilevered T Base	24 x 72"	PD26C/1	□□□	□□□	□□□	□□	□□□	□□	□□□	93.0#	1305	1436	1980
	Cantilevered T Base	24 x 72"	PD26C/2	□□□	□□□	□□□	□□	□□□	□□	□□□	93.0#	1411	1541	2089
• Available with one module (1) or two modules (2)														
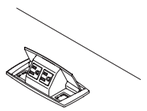	T Base	24 x 60"	PD25FQ/1	□□□	□□□	□□□	□□	□□□	□□	□□□	92.0#	$ 1368	$ 1586	N/A
	T Base	24 x 60"	PD25FQ/2	□□□	□□□	□□□	□□	□□□	□□	□□□	92.0#	1478	1695	N/A
	T Base	24 x 72"	PD26FQ/1	□□□	□□□	□□□	□□	□□□	□□	□□□	110.0#	1566	1694	N/A
	T Base	24 x 72"	PD26FQ/2	□□□	□□□	□□□	□□	□□□	□□	□□□	110.0#	1678	1804	N/A
	T Base	30 x 60"	PD255FQ/1	□□□	□□□	□□□	□□	□□□	□□	□□□	113.0#	1441	1656	N/A
	T Base	30 x 60"	PD255FQ/2	□□□	□□□	□□□	□□	□□□	□□	□□□	113.0#	1551	1763	N/A
PPUXQ	T Base	30 x 72"	PD256FQ/1	□□□	□□□	□□□	□□	□□□	□□	□□□	131.0#	1597	1794	N/A
Fixed Leg, Quick Release Modesty Panel, Rectangular Tables w/ PowerUp®	T Base	30 x 72"	PD256FQ/2	□□□	□□□	□□□	□□	□□□	□□	□□□	131.0#	1707	1904	N/A
• Available with one module (1) or two modules (2)														
	Cantilevered T Base	24 x 60"	PD25CQ/1	□□□	□□□	□□□	□□	□□□	□□	□□□	92.0#	$ 1368	$ 1586	N/A
PPUXQ	Cantilevered T Base	24 x 60"	PD25CQ/2	□□□	□□□	□□□	□□	□□□	□□	□□□	92.0#	1478	1695	N/A
Fixed Cantilevered Leg, QR Modesty Panel, Rect Tables w/PowerUp®	Cantilevered T Base	24 x 72"	PD26CQ/1	□□□	□□□	□□□	□□	□□□	□□	□□□	110.0#	1564	1695	N/A
	Cantilevered T Base	24 x 72"	PD26CQ/2	□□□	□□□	□□□	□□	□□□	□□	□□□	110.0#	1676	1806	N/A
• Available with one module (1) or two modules (2)														
			Ⓐ	Ⓑ	Ⓒ	Ⓓ	Ⓔ	Ⓕ	Ⓖ	Ⓗ				

HOW TO ORDER

Indicate the following information on order form:
1. Quantity of each item.
2. Model number, including options. See "How To Build a Model Number".
3. Any special service required.

Note: • The □ indicates that a choice is required.
- The absence of the □ indicates that no choice is required.
- Alpha-numeric characters in place of □ indicate that no other alternatives are available.

HOW TO BUILD A MODEL NUMBER

Ⓐ Select basic model.

Ⓑ Select edge style.

54B	- 1-1/4" Vinyl bullnose
74P	- 74P edge
15W	- 1-3/4" Wood bullnose

Ⓒ Select edge color.
Refer to the **Product Color Options** page in this price list.
Edge color offerings are based on edge style selections.

Ⓓ Select surface finish.
Refer to the **Product Color Options** page in this price list.
Surface finish offerings are based on edge style selections.

Ⓔ Select base finish.
Refer to the **Product Color Options** page in this price list.

Ⓕ Select plastic end cap color.
Refer to the **Product Color Options** page in this price list.

Ⓖ Select cord length (feet).

15	- 15' cord length
9	- 9' cord length

Ⓗ Select module color.
Refer to the **Product Color Options** page in this price list.

FINISH INFORMATION

Additional Laminate Offering
Additional laminates beyond KI standard offering, are available with two weeks extended leadtime. To specify additional laminates, use these designators followed by the supplier's color/pattern code:

Formica - LF/supplier's color pattern code
Nevamar - LN/supplier's color pattern code
Wilsonart - LW/supplier's color pattern code

KI's standard finish is the supplier's recommended finish for that color/pattern.
Note: Nonstandard laminates from these suppliers (example: textured laminates), require an upcharge and additional leadtime.
Contact KI.

Additional Stains
Specially stained edges beyond the KI standard offering (as shown under Edge Color column on Product Color Options page) are also available. Contact KI.

OPTIONS

Base Options
Casters:
Black only. Add a "/C" to end of model number for casters. Casters are factory installed, not field installable. Casters are all locking.
Upcharge is list $73 per table.

Table Heights Other Than 29"
Table heights other than 29" are available. Add the table height in inches to the end of the model number string.
Example: to specify 27-1/4" from the top of the table to the floor add "/27.25" to the end of the model number. The maximum height is 42".

SPECIAL SERVICES

Special Carton Marking

With specially marked information	N/C

Shipping
Ships **knocked down, FOB Green Bay, WI 54302, freight prepaid.** Freight class 85.

Specifications and prices are subject to change without prior notice.

Portico™ Tables
Folding Leg

KI

Portico™ Tables
Folding Leg

	MODEL	Features	A x B	MODEL NUMBER Basic Model	Edge Style	Edge Color	Surface Finish	Base Finish	Plastic End Cap Color	Approx. Packaged Weight	1-1/4" Vinyl Bullnose (54B)	74P Edge (74P)	1-3/4" Wood Bullnose (15W)
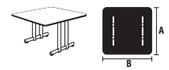 PFLD	**Square Tables, TT Base**	38" TT Base	60 x 60"	PS5ST	□□□	□□□	□□□	□□	□□□	195.0#	$ 2346	$ 2643	$ 3863
 PFLD	**Round Tables, TT Base**	32" TT Base, Short Fold	60" Diameter	PR5ST	□□□	□□□	□□□	□□	□□□	177.0#	$ 2181	$ 2705	$ 3810
 PFLD	**Rectangular Tables, T Base**	T Base	18 x 60"	P155ST	□□□	□□□	□□□	□□	□□□	72.0#	$ 1268	$ 1544	$ 1760
		T Base	18 x 72"	P156ST	□□□	□□□	□□□	□□	□□□	78.0#	1305	1562	1834
		T Base	18 x 84"	P157ST	□□□	□□□	□□□	□□	□□□	86.0#	1454	1773	2142
		T Base	18 x 96"	P158ST	□□□	□□□	□□□	□□	□□□	92.0#	1478	1821	2174
		T Base, Short Fold	24 x 48"	P24ST	□□□	□□□	□□□	□□	□□□	71.0#	1249	1591	2017
		T Base	24 x 60"	P25ST	□□□	□□□	□□□	□□	□□□	85.0#	1278	1613	2047
		T Base	24 x 72"	P26ST	□□□	□□□	□□□	□□	□□□	95.0#	1454	1660	2092
		T Base	24 x 84"	P27ST	□□□	□□□	□□□	□□	□□□	105.0#	1593	1889	2653
		T Base	24 x 96"	P28ST	□□□	□□□	□□□	□□	□□□	115.0#	1668	2015	2730
		T Base, Short Fold	30 x 48"	P254ST	□□□	□□□	□□□	□□	□□□	82.0#	1343	1689	2042
		T Base	30 x 60"	P255ST	□□□	□□□	□□□	□□	□□□	100.0#	1368	1711	2080
		T Base	30 x 72"	P256ST	□□□	□□□	□□□	□□	□□□	112.0#	1478	1782	2213
		T Base	30 x 84"	P257ST	□□□	□□□	□□□	□□	□□□	120.0#	1711	2008	2672
		T Base	30 x 96"	P258ST	□□□	□□□	□□□	□□	□□□	130.0#	1741	2092	2646
		T Base	36 x 60"	P35ST	□□□	□□□	□□□	□□	□□□	108.0#	1568	1804	2320
		T Base	36 x 72"	P36ST	□□□	□□□	□□□	□□	□□□	125.0#	1656	1962	2438
		T Base	36 x 84"	P37ST	□□□	□□□	□□□	□□	□□□	133.0#	1898	2320	2822
		T Base	36 x 96"	P38ST	□□□	□□□	□□□	□□	□□□	145.0#	1923	2419	2790
					Ⓐ	Ⓑ	Ⓒ	Ⓓ	Ⓔ	Ⓕ			

HOW TO ORDER

Indicate the following information on order form:
1. Quantity of each item.
2. Model number, including options. See "How To Build a Model Number".
3. Any special service required.

Note: • The □ indicates that a choice is required.
- The absence of the □ indicates that no choice is required.
- Alpha-numeric characters in place of □ indicate that no other alternatives are available.

HOW TO BUILD A MODEL NUMBER

Ⓐ Select basic model.

Ⓑ Select edge style.

54B	- 1-1/4" Vinyl bullnose
74P	- 74P edge
15W	- 1-3/4" Wood bullnose

Ⓒ Select edge color.
Refer to the **Product Color Options** page in this price list.
Edge color offerings are based on edge style selections.

Ⓓ Select surface finish.
Refer to the **Product Color Options** page in this price list.
Surface finish offerings are based on edge style selections.

Ⓔ Select base finish.
Refer to the **Product Color Options** page in this price list.

Ⓕ Select plastic end cap color.
Refer to the **Product Color Options** page in this price list.

OPTIONS

Base Options
Casters:
Black only. Add a "/C" to end of model number for casters. Casters are factory installed, not field installable. Casters are all locking.
Upcharge is list $73 per table.

FINISH INFORMATION

Additional Laminate Offering
Additional laminates beyond KI standard offering, are available with two weeks extended leadtime. To specify additional laminates, use these designators followed by the supplier's color/pattern code:

Formica - LF/supplier's color pattern code
Nevamar - LN/supplier's color pattern code
Wilsonart - LW/supplier's color pattern code

KI's standard finish is the supplier's recommended finish for that color/pattern.
Note: Nonstandard laminates from these suppliers (example: textured laminates), require an upcharge and additional leadtime.
Contact KI.

Additional Stains
Specially stained edges beyond the KI standard offering (as shown under Edge Color column on Product Color Options page) are also available.
Contact KI.

INFORMATION

Overall Thickness
The overall thickness of a folded Portico® table will vary depending on the table size. If the table requires a short fold base, the folded thickness will be 6-3/4". If the table uses a standard folding base, the folded thickness will be 4-1/4".

SPECIAL SERVICES

Special Carton Marking

With specially marked information	N/C

Shipping
Ships **knocked down, FOB Green Bay, WI 54302, freight prepaid.** Freight class 85.

Specifications and prices are subject to change without prior notice.

Portico™ Tables
Folding Leg

KI

Portico™ Tables
Folding Leg

	MODEL	Features	A x B	MODEL NUMBER: Basic Model	Edge Style	Edge Color	Surface Finish	Base Finish	Plastic End Cap Color	Approx. Packaged Weight	1-1/4" Vinyl Bullnose (54B)	74P Edge (74P)	1-3/4" Wood Bullnose (15W)
	**Rectangular Tables, TT Base**	32" TT Base	42 x 72"	P356ST	□□□	□□□	□□□	□□	□□□	132.0#	$ 2159	$ 2567	$ 3295
		32" TT Base	42 x 84"	P357ST	□□□	□□□	□□□	□□	□□□	150.0#	2339	2790	3644
		32" TT Base	42 x 96"	P358ST	□□□	□□□	□□□	□□	□□□	170.0#	2393	2904	3733
		38" TT Base	48 x 72"	P46ST	□□□	□□□	□□□	□□	□□□	147.0#	2229	2688	3424
PFLD		38" TT Base	48 x 84"	P47ST	□□□	□□□	□□□	□□	□□□	165.0#	2374	2932	3760
		38" TT Base	48 x 96"	P48ST	□□□	□□□	□□□	□□	□□□	185.0#	2417	2945	3949
		38" TT Base	48 x 108"	P49ST	□□□	□□□	□□□	□□	□□□	250.0#	2449	3350	4298
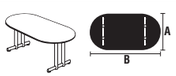	**Racetrack Tables (Oval), TT Base**	32" TT Base	36 x 72"	PO36ST	□□□	□□□	□□□	□□	□□□	120.0#	$ 1767	$ 2540	$ 2860
		38" TT Base	48 x 96"	PO48ST	□□□	□□□	□□□	□□	□□□	190.0#	2613	3639	4362
PFLD													
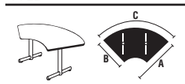	**Crescent Tables, T Base**	T Base, Short Fold	48 x 24 x 75 1/2"	PC24ST	□□□	□□□	□□□	□□	□□□	96.0#	$ 1107	$ 1717	$ 2297
		T Base, Short Fold	60 x 24 x 94"	PC25ST	□□□	□□□	□□□	□□	□□□	111.0#	1613	2362	2943
		T Base, Short Fold	48 x 30 x 75 1/2"	PC254ST	□□□	□□□	□□□	□□	□□□	109.0#	1075	1661	2297
		T Base	60 x 30 x 94"	PC255ST	□□□	□□□	□□□	□□	□□□	127.0#	1560	2362	2841
PFLD		T Base	60 x 36 x 94"	PC35ST	□□□	□□□	□□□	□□	□□□	146.0#	1581	2305	2862
		T Base	72 x 36 x 113"	PC36ST	□□□	□□□	□□□	□□	□□□	171.0#	1675	3782	4195
	**Half Round Tables, T Base**	T Base, Short Fold	30 x 60"	PH255ST	□□□	□□□	□□□	□□	□□□	74.0#	$ 1591	$ 2224	$ 3092
		T Base, Short Fold	36 x 72"	PH36ST	□□□	□□□	□□□	□□	□□□	101.0#	1836	2559	3674
PFLD													
				Ⓐ	Ⓑ	Ⓒ	Ⓓ	Ⓔ	Ⓕ				

HOW TO ORDER

Indicate the following information on order form:
1. Quantity of each item.
2. Model number, including options. See "How To Build a Model Number".
3. Any special service required.

Note: • The □ indicates that a choice is required.
- The absence of the □ indicates that no choice is required.
- Alpha-numeric characters in place of □ indicate that no other alternatives are available.

HOW TO BUILD A MODEL NUMBER

Ⓐ Select basic model.

Ⓑ Select edge style.

54B	- 1-1/4" Vinyl bullnose
74P	- 74P edge
15W	- 1-3/4" Wood bullnose

Ⓒ Select edge color.
Refer to the **Product Color Options** page in this price list.
Edge color offerings are based on edge style selections.

Ⓓ Select surface finish.
Refer to the **Product Color Options** page in this price list.
Surface finish offerings are based on edge style selections.

Ⓔ Select base finish.
Refer to the **Product Color Options** page in this price list.

Ⓕ Select plastic end cap color.
Refer to the **Product Color Options** page in this price list.

OPTIONS

Base Options
Casters:
Black only. Add a "/C" to end of model number for casters. Casters are factory installed, not field installable. Casters are all locking.
Upcharge is list $73 per table.

FINISH INFORMATION

Additional Laminate Offering
Additional laminates beyond KI standard offering, are available with two weeks extended leadtime. To specify additional laminates, use these designators followed by the supplier's color/pattern code:

Formica - LF/supplier's color pattern code
Nevamar - LN/supplier's color pattern code
Wilsonart - LW/supplier's color pattern code

KI's standard finish is the supplier's recommended finish for that color/pattern.
Note: Nonstandard laminates from these suppliers (example: textured laminates), require an upcharge and additional leadtime.
Contact KI.

Additional Stains
Specially stained edges beyond the KI standard offering (as shown under Edge Color column on Product Color Options page) are also available. Contact KI.

INFORMATION

Overall Thickness
The overall thickness of a folded Portico® table will vary depending on the table size. If the table requires a short fold base, the folded thickness will be 6-3/4". If the table uses a standard folding base, the folded thickness will be 4-1/4".

SPECIAL SERVICES

Special Carton Marking

With specially marked information	N/C

Shipping
Ships **knocked down, FOB Green Bay, WI 54302, freight prepaid.** Freight class 85.

Specifications and prices are subject to change without prior notice.

Portico™ Tables
Folding Leg with Modesty Panel

Portico™ Tables
Folding Leg with Modesty Panel

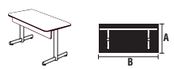

PFLDM

MODEL	Features	A x B	MODEL NUMBER Basic Model	Edge Style	Edge Color	Surface Finish	Base Finish	Plastic End Cap Color	Approx. Packaged Weight	1-1/4" Vinyl Bullnose (54B)	74P Edge (74P)
Rectangular Tables, Folding Leg, Modesty Panel, T Base • Modesty panels available with standard folding mechanism (M) or quick release mechanism (Q) • Modesty panel only available in black bullnose edge	T Base	18 x 60"	P155ST/M	□□□	□□□	□□□	□□	□□□	84.0#	$ 1477	$ 1758
	T Base	18 x 72"	P156ST/M	□□□	□□□	□□□	□□	□□□	91.0#	1566	1823
	T Base	18 x 84"	P157ST/M	□□□	□□□	□□□	□□	□□□	102.0#	1717	2041
	T Base	18 x 96"	P158ST/M	□□□	□□□	□□□	□□	□□□	111.0#	1737	2087
	T Base	24 x 60"	P25ST/M	□□□	□□□	□□□	□□	□□□	99.0#	1484	1822
	T Base	24 x 60"	P25ST/Q	□□□	□□□	□□□	□□	□□□	99.0#	1484	1822
	T Base	24 x 72"	P26ST/M	□□□	□□□	□□□	□□	□□□	112.0#	1717	1927
	T Base	24 x 72"	P26ST/Q	□□□	□□□	□□□	□□	□□□	112.0#	1717	1927
	T Base	24 x 84"	P27ST/M	□□□	□□□	□□□	□□	□□□	125.0#	1857	2154
	T Base	24 x 84"	P27ST/Q	□□□	□□□	□□□	□□	□□□	125.0#	1857	2154
	T Base	24 x 96"	P28ST/M	□□□	□□□	□□□	□□	□□□	138.0#	1933	2196
	T Base	24 x 96"	P28ST/Q	□□□	□□□	□□□	□□	□□□	138.0#	1933	2196
	T Base	30 x 60"	P255ST/M	□□□	□□□	□□□	□□	□□□	137.0#	1581	1921
	T Base	30 x 60"	P255ST/Q	□□□	□□□	□□□	□□	□□□	137.0#	1581	1921
	T Base	30 x 72"	P256ST/M	□□□	□□□	□□□	□□	□□□	140.0#	1737	1970
	T Base	30 x 72"	P256ST/Q	□□□	□□□	□□□	□□	□□□	140.0#	1737	1970
	T Base	30 x 84"	P257ST/M	□□□	□□□	□□□	□□	□□□	144.0#	1971	2270
	T Base	30 x 84"	P257ST/Q	□□□	□□□	□□□	□□	□□□	144.0#	1971	2270
	T Base	30 x 96"	P258ST/M	□□□	□□□	□□□	□□	□□□	157.0#	2008	2266
	T Base	30 x 96"	P258ST/Q	□□□	□□□	□□□	□□	□□□	157.0#	2008	2266
				Ⓑ	Ⓒ	Ⓓ	Ⓔ	Ⓕ			

HOW TO ORDER

Indicate the following information on order form:
1. Quantity of each item.
2. Model number, including options. See "How To Build a Model Number".
3. Any special service required.

Note: • The □ indicates that a choice is required.
• The absence of the □ indicates that no choice is required.
• Alpha-numeric characters in place of □ indicate that no other alternatives are available.

HOW TO BUILD A MODEL NUMBER

Ⓐ Select basic model.

Ⓑ Select edge style.

54B	- 1-1/4" Vinyl bullnose
74P	- 74P edge

Ⓒ Select edge color.
Refer to the **Product Color Options** page in this price list.
Edge color offerings are based on edge style selections.

Ⓓ Select surface finish.
Refer to the **Product Color Options** page in this price list.
Surface finish offerings are based on edge style selections.

Ⓔ Select base finish.
Refer to the **Product Color Options** page in this price list.

Ⓕ Select plastic end cap color.
Refer to the **Product Color Options** page in this price list.

OPTIONS

Base Options
Casters:
Black only. Add a "/C" to end of model number for casters. Casters are factory installed, not field installable. Casters are all locking.
Upcharge is list $73 per table.

FINISH INFORMATION

Additional Laminate Offering
Additional laminates beyond KI standard offering, are available with two weeks extended leadtime. To specify additional laminates, use these designators followed by the supplier's color/pattern code:

Formica - LF/supplier's color pattern code
Nevamar - LN/supplier's color pattern code
Wilsonart - LW/supplier's color pattern code

KI's standard finish is the supplier's recommended finish for that color/pattern.
Note: Nonstandard laminates from these suppliers (example: textured laminates), require an upcharge and additional leadtime.
Contact KI.

Additional Stains
Specially stained edges beyond the KI standard offering (as shown under Edge Color column on Product Color Options page) are also available.
Contact KI.

INFORMATION

Overall Thickness
The overall thickness of a folded Portico® table will vary depending on the table size. If the table requires a short fold base, the folded thickness will be 6-3/4". If the table uses a standard folding base, the folded thickness will be 4-1/4".

SPECIAL SERVICES

Special Carton Marking

With specially marked information	N/C

Shipping
Ships **knocked down, FOB Green Bay, WI 54302, freight prepaid.** Freight class 85.

Specifications and prices are subject to change without prior notice.

Portico™ Tables
Folding Leg with PowerUp®

Portico™ Tables
Folding Leg with PowerUp®

	MODEL	Features	A x B	MODEL NUMBER: Basic Model	Edge Style	Edge Color	Surface Finish	Base Finish	Plastic End Cap Color	Cord (feet)	Module Color	Approx. Packaged Weight	1-1/4" Vinyl Bullnose (54B)	74P Edge (74P)	1-3/4" Wood Bullnose (15W)
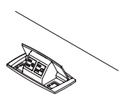	**Folding Leg, Rectangular Tables with PowerUp®** • Available with one module (1) or two modules (2)	T Base	24 x 60"	PD25ST/1	□□□	□□□	□□□	□□	□□□	□□	□□□	88.0#	$ 1582	$ 1920	$ 2351
		T Base	24 x 60"	PD25ST/2	□□□	□□□	□□□	□□	□□□	□□	□□□	88.0#	1692	2025	2461
		T Base	24 x 72"	PD26ST/1	□□□	□□□	□□□	□□	□□□	□□	□□□	98.0#	1762	1969	2483
		T Base	24 x 72"	PD26ST/2	□□□	□□□	□□□	□□	□□□	□□	□□□	98.0#	1868	2080	2588
		T Base	30 x 60"	PD255ST/1	□□□	□□□	□□□	□□	□□□	□□	□□□	103.0#	1678	2011	2384
		T Base	30 x 60"	PD255ST/2	□□□	□□□	□□□	□□	□□□	□□	□□□	103.0#	1783	2122	2492
PPUD		T Base	30 x 72"	PD256ST/1	□□□	□□□	□□□	□□	□□□	□□	□□□	115.0#	1782	2091	2519
		T Base	30 x 72"	PD256ST/2	□□□	□□□	□□□	□□	□□□	□□	□□□	115.0#	1891	2199	2627
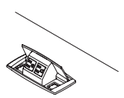	**Folding Leg, Quick Release Modesty Panel, Rectangular Tables w/PowerUp®** • Available with one module (1) or two modules (2)	T Base	24 x 60"	PD25STQ/1	□□□	□□□	□□□	□□	□□□	□□	□□□	102.0#	$ 1794	$ 2126	N/A
		T Base	24 x 60"	PD25STQ/2	□□□	□□□	□□□	□□	□□□	□□	□□□	102.0#	1904	2235	N/A
		T Base	24 x 72"	PD26STQ/1	□□□	□□□	□□□	□□	□□□	□□	□□□	115.0#	2022	2231	N/A
		T Base	24 x 72"	PD26STQ/2	□□□	□□□	□□□	□□	□□□	□□	□□□	115.0#	2133	2340	N/A
		T Base	30 x 60"	PD255STQ/1	□□□	□□□	□□□	□□	□□□	□□	□□□	140.0#	1883	2223	N/A
		T Base	30 x 60"	PD255STQ/2	□□□	□□□	□□□	□□	□□□	□□	□□□	140.0#	1995	2331	N/A
PPUDQ		T Base	30 x 72"	PD256STQ/1	□□□	□□□	□□□	□□	□□□	□□	□□□	135.0#	2055	2353	N/A
		T Base	30 x 72"	PD256STQ/2	□□□	□□□	□□□	□□	□□□	□□	□□□	135.0#	2162	2463	N/A
					Ⓐ	Ⓑ	Ⓒ	Ⓓ	Ⓔ	Ⓕ	Ⓖ	Ⓗ			

HOW TO ORDER

Indicate the following information on order form:
1. Quantity of each item.
2. Model number, including options. See "How To Build a Model Number".
3. Any special service required.

Note: • The □ indicates that a choice is required.
• The absence of the □ indicates that no choice is required.
• Alpha-numeric characters in place of □ indicate that no other alternatives are available.

HOW TO BUILD A MODEL NUMBER

Ⓐ Select basic model.

Ⓑ Select edge style.

54B	- 1-1/4" Vinyl bullnose
74P	- 74P edge
15W	- 1-3/4" Wood bullnose

Ⓒ Select edge color.
Refer to the **Product Color Options** page in this price list.
Edge color offerings are based on edge style selections.

Ⓓ Select surface finish.
Refer to the **Product Color Options** page in this price list.
Surface finish offerings are based on edge style selections.

Ⓔ Select base finish.
Refer to the **Product Color Options** page in this price list.

Ⓕ Select plastic end cap color.
Refer to the **Product Color Options** page in this price list.

Ⓖ Select cord length (feet).

15	- 15' cord length
9	- 9' cord length

Ⓗ Select module color.
Refer to the **Product Color Options** page in this price list.

OPTIONS

Base Options
Casters:
Black only. Add a "/C" to end of model number for casters. Casters are factory installed, not field installable. Casters are all locking.
Upcharge is list $73 per table.

FINISH INFORMATION

Additional Laminate Offering
Additional laminates beyond KI standard offering, are available with two weeks extended leadtime.
To specify additional laminates, use these designators followed by the supplier's color/pattern code:

Formica - LF/supplier's color pattern code
Nevamar - LN/supplier's color pattern code
Wilsonart - LW/supplier's color pattern code

KI's standard finish is the supplier's recommended finish for that color/pattern.
Note: Nonstandard laminates from these suppliers (example: textured laminates), require an upcharge and additional leadtime.
Contact KI.

Additional Stains
Specially stained edges beyond the KI standard offering (as shown under Edge Color column on Product Color Options page) are also available.
Contact KI.

INFORMATION

Overall Thickness
The overall thickness of a folded Portico® table will vary depending on the table size. If the table requires a short fold base, the folded thickness will be 6-3/4". If the table uses a standard folding base, the folded thickness will be 4-1/4".

SPECIAL SERVICES

Special Carton Marking

With specially marked information	N/C

Shipping
Ships **knocked down, FOB Green Bay, WI 54302, freight prepaid.** Freight class 85.

Specifications and prices are subject to change without prior notice.

Portico™ Tables
Flip-Top

Portico™ Tables
Flip-Top

	MODEL	Features	A x B x C x D	MODEL NUMBER: Basic Model	Edge Style	Edge Color	Surface Finish	Base Finish	Plastic End Cap Color	Approx. Packaged Weight	1-1/4" Vinyl Bullnose (54B)	74P Edge (74P)	1-3/4" Wood Bullnose (15W)
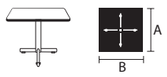	**Square Tables, LX Base**	LX Base	30 x 30"	PS25FT	□□□	□□□	□□□	□□	□□□	50.0#	$ 1023	$ 1165	$ 1399
		LX Base	36 x 36"	PS3FT	□□□	□□□	□□□	□□	□□□	65.0#	1029	1213	1586
PFLP													
	**Round Tables, LX Base**	LX Base	30" Diameter	PR25FT	□□□	□□□	□□□	□□	□□□	42.0#	$ 1029	$ 1173	$ 1772
		LX Base	36" Diameter	PR3FT	□□□	□□□	□□□	□□	□□□	55.0#	1037	1262	1961
		LX Base	42" Diameter	PR35FT	□□□	□□□	□□□	□□	□□□	69.0#	1436	1581	2299
PFLP													
	**Rectangular Tables, T Base**	T Base	24 x 48"	P24FT	□□□	□□□	□□□	□□	□□□	67.0#	$ 1243	$ 1488	$ 1794
		T Base	24 x 60"	P25FT	□□□	□□□	□□□	□□	□□□	77.0#	1253	1517	1934
		T Base	24 x 72"	P26FT	□□□	□□□	□□□	□□	□□□	88.0#	1436	1568	2157
		T Base	30 x 48"	P254FT	□□□	□□□	□□□	□□	□□□	78.0#	1301	1549	1852
PFLP		T Base	30 x 60"	P255FT	□□□	□□□	□□□	□□	□□□	97.0#	1345	1568	2060
		T Base	30 x 72"	P256FT	□□□	□□□	□□□	□□	□□□	110.0#	1458	1681	2192
		T Base	36 x 48"	P34FT	□□□	□□□	□□□	□□	□□□	89.0#	1547	1667	2048
		T Base	36 x 60"	P35FT	□□□	□□□	□□□	□□	□□□	105.0#	1499	1711	2290
		T Base	36 x 72"	P36FT	□□□	□□□	□□□	□□	□□□	121.0#	1636	1812	2321
	**Racetrack Tables (Oval), T Base**	T Base	36 x 72"	PO36FT	□□□	□□□	□□□	□□	□□□	121.0#	$ 1741	$ 2281	$ 2837
PFLP													
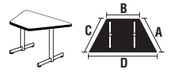	**Trapezoid Tables, T Base** • 24x24x24x48 = 21"D • 30x30x30x60 = 26"D • 36x36x36x72 = 31"D	T Base	24 x 24 x 24 x 48"	PT24FT	□□□	□□□	□□□	□□	□□□	66.0#	$ 1356	$ 1934	$ 2417
		T Base	30 x 30 x 30 x 60"	PT35FT	□□□	□□□	□□□	□□	□□□	73.0#	1463	1989	2566
		T Base	36 x 36 x 36 x 72"	PT36FT	□□□	□□□	□□□	□□	□□□	116.0#	1836	2559	3480
PFLP	• 24x24x24x48 available with glides only												
				Ⓐ	Ⓑ	Ⓒ	Ⓓ	Ⓔ	Ⓕ				

HOW TO ORDER

Indicate the following information on order form:
1. Quantity of each item.
2. Model number, including options. See "How To Build a Model Number".
3. Any special service required.

Note: • The □ indicates that a choice is required.
• The absence of the □ indicates that no choice is required.
• Alpha-numeric characters in place of □ indicate that no other alternatives are available.

HOW TO BUILD A MODEL NUMBER

Ⓐ Select basic model.

Ⓑ Select edge style.

54B	- 1-1/4" Vinyl bullnose
74P	- 74P edge
15W	- 1-3/4" Wood bullnose

Ⓒ Select edge color.
Refer to the **Product Color Options** page in this price list.
Edge color offerings are based on edge style selections.

Ⓓ Select surface finish.
Refer to the **Product Color Options** page in this price list.
Surface finish offerings are based on edge style selections.

Ⓔ Select base finish.
Refer to the **Product Color Options** page in this price list.

Ⓕ Select plastic end cap color.
Refer to the **Product Color Options** page in this price list.

FINISH INFORMATION

Additional Laminate Offering
Additional laminates beyond KI standard offering, are available with two weeks extended leadtime. To specify additional laminates, use these designators followed by the supplier's color/pattern code:

Formica - LF/supplier's color pattern code
Nevamar - LN/supplier's color pattern code
Wilsonart - LW/supplier's color pattern code

KI's standard finish is the supplier's recommended finish for that color/pattern.
Note: Nonstandard laminates from these suppliers (example: textured laminates), require an upcharge and additional leadtime.
Contact KI.

Additional Stains
Specially stained edges beyond the KI standard offering (as shown under Edge Color column on Product Color Options page) are also available.
Contact KI.

OPTIONS

Base Options
Casters:
Black only. Add a "/C" to end of model number for casters. Casters are factory installed, not field installable. Casters are all locking.
Upcharge is list $73 per table.

SPECIAL SERVICES

Special Carton Marking

With specially marked information	N/C

Shipping
Ships **knocked down, FOB Green Bay, WI 54302, freight prepaid.** Freight class 85.

Specifications and prices are subject to change without prior notice.

Portico™ Tables
Flip-Top with Modesty Panel

KI

Portico™ Tables
Flip-Top with Modesty Panel

	MODEL	Features	A x B	MODEL NUMBER Basic Model	Edge Style	Edge Color	Surface Finish	Base Finish	Plastic End Cap Color	Approx. Packaged Weight	1-1/4" Vinyl Bullnose (54B)	74P Edge (74P)
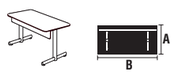 PFLPM	**Rectangular Tables, Flip Top, Modesty Panel, T Base** • Modesty panels available with standard folding mechanism (M) or quick release mechanism (Q) • Modesty panel only available in black bullnose edge	T Base	24 x 60"	P25FT/M	□□□	□□□	□□□	□□	□□□	91.0#	$ 1409	$ 1727
		T Base	24 x 60"	P25FT/Q	□□□	□□□	□□□	□□	□□□	91.0#	1409	1727
		T Base	24 x 72"	P26FT/M	□□□	□□□	□□□	□□	□□□	105.0#	1628	1834
		T Base	24 x 72"	P26FT/Q	□□□	□□□	□□□	□□	□□□	105.0#	1628	1834
		T Base	30 x 60"	P255FT/M	□□□	□□□	□□□	□□	□□□	114.0#	1560	1711
		T Base	30 x 60"	P255FT/Q	□□□	□□□	□□□	□□	□□□	114.0#	1560	1711
		T Base	30 x 72"	P256FT/M	□□□	□□□	□□□	□□	□□□	130.0#	1719	1942
		T Base	30 x 72"	P256FT/Q	□□□	□□□	□□□	□□	□□□	130.0#	1719	1942
					Ⓐ	Ⓑ	Ⓒ	Ⓓ	Ⓔ	Ⓕ		

HOW TO ORDER

Indicate the following information on order form:
1. Quantity of each item.
2. Model number, including options. See "How To Build a Model Number".
3. Any special service required.

Note: • The □ indicates that a choice is required.
• The absence of the □ indicates that no choice is required.
• Alpha-numeric characters in place of □ indicate that no other alternatives are available.

HOW TO BUILD A MODEL NUMBER

Ⓐ Select basic model.

Ⓑ Select edge style.

54B	- 1-1/4" Vinyl bullnose
74P	- 74P edge

Ⓒ Select edge color.
Refer to the **Product Color Options** page in this price list.
Edge color offerings are based on edge style selections.

Ⓓ Select surface finish.
Refer to the **Product Color Options** page in this price list.
Surface finish offerings are based on edge style selections.

Ⓔ Select base finish.
Refer to the **Product Color Options** page in this price list.

Ⓕ Select plastic end cap color.
Refer to the **Product Color Options** page in this price list.

FINISH INFORMATION

Additional Laminate Offering
Additional laminates beyond KI standard offering, are available with two weeks extended leadtime. To specify additional laminates, use these designators followed by the supplier's color/pattern code:

Formica - LF/supplier's color pattern code
Nevamar - LN/supplier's color pattern code
Wilsonart - LW/supplier's color pattern code

KI's standard finish is the supplier's recommended finish for that color/pattern.
Note: Nonstandard laminates from these suppliers (example: textured laminates), require an upcharge and additional leadtime.
Contact KI.

Additional Stains
Specially stained edges beyond the KI standard offering (as shown under Edge Color column on Product Color Options page) are also available.
Contact KI.

OPTIONS

Base Options
Casters:
Black only. Add a "/C" to end of model number for casters. Casters are factory installed, not field installable. Casters are all locking.
Upcharge is list $73 per table.

SPECIAL SERVICES

Special Carton Marking

With specially marked information	N/C

Shipping
Ships **knocked down, FOB Green Bay, WI 54302, freight prepaid.** Freight class 85.

Specifications and prices are subject to change without prior notice.

Portico™ Tables
Lightweight Folding Leg

KI

Portico™ Tables
Lightweight Folding Leg

	MODEL	Features	A x B	MODEL NUMBER: Basic Model	Edge Style	Edge Color	Surface Finish	Base Finish	Plastic End Cap Color	Approx. Packaged Weight	1-1/4" Vinyl Bullnose (54B)	74P Edge (74P)
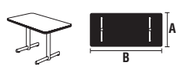 PLFD	**Rectangular Tables, T Base**	T Base	18 x 60"	PL155ST	□□□	□□□	□□□	□□	□□□	48.0#	$ 1366	$ 1675
		T Base	18 x 72"	PL156ST	□□□	□□□	□□□	□□	□□□	53.0#	1405	1684
		T Base	18 x 84"	PL157ST	□□□	□□□	□□□	□□	□□□	57.0#	1570	1920
		T Base	24 x 60"	PL25ST	□□□	□□□	□□□	□□	□□□	55.0#	1381	1736
		T Base	24 x 72"	PL26ST	□□□	□□□	□□□	□□	□□□	61.0#	1570	1799
		T Base	24 x 84"	PL27ST	□□□	□□□	□□□	□□	□□□	66.0#	1717	2038
		T Base	30 x 60"	PL255ST	□□□	□□□	□□□	□□	□□□	61.0#	1478	1847
		T Base	30 x 72"	PL256ST	□□□	□□□	□□□	□□	□□□	67.0#	1595	1927
		T Base	30 x 84"	PL257ST	□□□	□□□	□□□	□□	□□□	74.0#	1847	2166
		T Base	36 x 60"	PL35ST	□□□	□□□	□□□	□□	□□□	66.0#	1693	1942
		T Base	36 x 72"	PL36ST	□□□	□□□	□□□	□□	□□□	74.0#	1793	2120
		T Base	36 x 84"	PL37ST	□□□	□□□	□□□	□□	□□□	82.0#	2048	2499
					Ⓐ	Ⓑ	Ⓒ	Ⓓ	Ⓔ	Ⓕ		

HOW TO ORDER

Indicate the following information on order form:
1. Quantity of each item.
2. Model number, including options. See "How To Build a Model Number".
3. Any special service required.

Note: • The □ indicates that a choice is required.
- The absence of the □ indicates that no choice is required.
- Alpha-numeric characters in place of □ indicate that no other alternatives are available.

HOW TO BUILD A MODEL NUMBER

Ⓐ Select basic model.

Ⓑ Select edge style.

54B	- 1-1/4" Vinyl bullnose
74P	- 74P edge

Ⓒ Select edge color.
Refer to the **Product Color Options** page in this price list.
Edge color offerings are based on edge style selections.

Ⓓ Select surface finish.
Refer to the **Product Color Options** page in this price list.
Surface finish offerings are based on edge style selections.

Ⓔ Select base finish.
Refer to the **Product Color Options** page in this price list.

Ⓕ Select plastic end cap color.
Refer to the **Product Color Options** page in this price list.

FINISH INFORMATION

Additional Laminate Offering
Additional laminates beyond KI standard offering, are available with two weeks extended leadtime.
To specify additional laminates, use these designators followed by the supplier's color/pattern code:

Formica - LF/supplier's color pattern code
Nevamar - LN/supplier's color pattern code
Wilsonart - LW/supplier's color pattern code

KI's standard finish is the supplier's recommended finish for that color/pattern.
Note: Nonstandard laminates from these suppliers (example: textured laminates), require an upcharge and additional leadtime.
Contact KI.

OPTIONS

Base Options
Casters:
Black only. Add a "/C" to end of model number for casters. Casters are factory installed, not field installable. Casters are all locking.
Upcharge is list $73 per table.

SPECIAL SERVICES

Special Carton Marking

With specially marked information	N/C

Shipping
Ships **knocked down, FOB Green Bay, WI 54302, freight prepaid.** Freight class 85.

Specifications and prices are subject to change without prior notice.

Portico™ Tables
Lightweight Folding Leg

KI

Portico™ Tables
Lightweight Folding Leg

	MODEL	Features	A x B	MODEL NUMBER: Basic Model	Edge Style	Edge Color	Surface Finish	Base Finish	Plastic End Cap Color	Cord (feet)	Module Color	Approx. Packaged Weight	1-1/4" Vinyl Bullnose (54B)	74P Edge (74P)
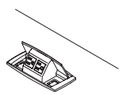	**Folding Leg, Lightweight, Rectangular Tables with PowerUp®** • Available with one module (1) or two modules (2)	T Base	24 x 60"	PLD25ST/1	□□□	□□□	□□□	□□	□□□	□□	□□□	58.0#	$ 1684	$ 2047
		T Base	24 x 60"	PLD25ST/2	□□□	□□□	□□□	□□	□□□	□□	□□□	58.0#	1793	2157
		T Base	24 x 72"	PLD26ST/1	□□□	□□□	□□□	□□	□□□	□□	□□□	64.0#	1874	2100
		T Base	24 x 72"	PLD26ST/2	□□□	□□□	□□□	□□	□□□	□□	□□□	64.0#	1986	2209
		T Base	30 x 60"	PLD255ST/1	□□□	□□□	□□□	□□	□□□	□□	□□□	64.0#	1782	2154
		T Base	30 x 60"	PLD255ST/2	□□□	□□□	□□□	□□	□□□	□□	□□□	64.0#	1891	2262
PPUL		T Base	30 x 72"	PLD256ST/1	□□□	□□□	□□□	□□	□□□	□□	□□□	70.0#	1903	2231
		T Base	30 x 72"	PLD256ST/2	□□□	□□□	□□□	□□	□□□	□□	□□□	70.0#	2009	2416
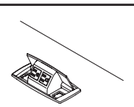	**Folding Leg, LW, Rectangular w/Quick Release Modesty Panel and PowerUp®** • Available with one module (1) or two modules (2)	T Base	24 x 60"	PLD25STQ/1	□□□	□□□	□□□	□□	□□□	□□	□□□	72.0#	$ 2042	$ 2399
		T Base	24 x 60"	PLD25STQ/2	□□□	□□□	□□□	□□	□□□	□□	□□□	72.0#	2151	2508
		T Base	24 x 72"	PLD26STQ/1	□□□	□□□	□□□	□□	□□□	□□	□□□	81.0#	2316	2540
		T Base	24 x 72"	PLD26STQ/2	□□□	□□□	□□□	□□	□□□	□□	□□□	81.0#	2421	2646
		T Base	30 x 60"	PLD255STQ/1	□□□	□□□	□□□	□□	□□□	□□	□□□	78.0#	2140	2508
		T Base	30 x 60"	PLD255STQ/2	□□□	□□□	□□□	□□	□□□	□□	□□□	78.0#	2250	2617
PPULQ		T Base	30 x 72"	PLD256STQ/1	□□□	□□□	□□□	□□	□□□	□□	□□□	87.0#	2339	2664
		T Base	30 x 72"	PLD256STQ/2	□□□	□□□	□□□	□□	□□□	□□	□□□	87.0#	2449	2775
					Ⓐ	Ⓑ	Ⓒ	Ⓓ	Ⓔ	Ⓕ	Ⓖ	Ⓗ		

HOW TO ORDER

Indicate the following information on order form:
1. Quantity of each item.
2. Model number, including options. See "How To Build a Model Number".
3. Any special service required.

Note: • The □ indicates that a choice is required.
• The absence of the □ indicates that no choice is required.
• Alpha-numeric characters in place of □ indicate that no other alternatives are available.

HOW TO BUILD A MODEL NUMBER

Ⓐ Select basic model.

Ⓑ Select edge style.

54B	- 1-1/4" Vinyl bullnose
74P	- 74P edge

Ⓒ Select edge color.
Refer to the **Product Color Options** page in this price list.
Edge color offerings are based on edge style selections.

Ⓓ Select surface finish.
Refer to the **Product Color Options** page in this price list.
Surface finish offerings are based on edge style selections.

Ⓔ Select base finish.
Refer to the **Product Color Options** page in this price list.

Ⓕ Select plastic end cap color.
Refer to the **Product Color Options** page in this price list.

Ⓖ Select cord length (feet).

15	- 15' cord length
9	- 9' cord length

Ⓗ Select module color.
Refer to the **Product Color Options** page in this price list.

FINISH INFORMATION

Additional Laminate Offering
Additional laminates beyond KI standard offering, are available with two weeks extended leadtime.
To specify additional laminates, use these designators followed by the supplier's color/pattern code:

Formica - LF/supplier's color pattern code
Nevamar - LN/supplier's color pattern code
Wilsonart - LW/supplier's color pattern code

KI's standard finish is the supplier's recommended finish for that color/pattern.
Note: Nonstandard laminates from these suppliers (example: textured laminates), require an upcharge and additional leadtime.
Contact KI.

OPTIONS

Base Options
Casters:
Black only. Add a "/C" to end of model number for casters. Casters are factory installed, not field installable. Casters are all locking.
Upcharge is list $73 per table.

SPECIAL SERVICES

Special Carton Marking

With specially marked information	N/C

Shipping
Ships **knocked down, FOB Green Bay, WI 54302, freight prepaid.** Freight class 85.

Specifications and prices are subject to change without prior notice.

Portico™ Tables
Portico™ Plus Tables

Portico™ Tables
Portico™ Plus Tables

PORTICO PLUS TYPICALS TABLE COMPONENTS

Shape	Model Number	Dimensions A x B x C	Table Components
Racetrack Typical 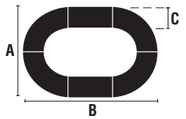	PPRT24	96" x 144" x 24"	2 Rectangles 24" x 48"
			4 Cresents 48" x 24" x 75 1/2"
	PPRT30	96" x 144" x 30"	2 Rectangles 30" x 48"
			4 Cresents 48" x 30" x 75 1/2"
	PPRT36	120" x 180" x 36"	2 Rectangles 36" x 60"
			4 Cresents 60" x 36" x 94"
Quarter Circle Typical 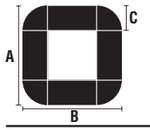	PPQC24	96" x 96" x 24"	4 Rectangles 24" x 48"
			4 Quarter Rounds 24" x 24"
	PPQC30	108" x 108" x 30"	4 Rectangles 30" x 48"
			4 Quarter Rounds 30" x 30"
	PPQC36	144" x 144" x 36"	4 Rectangles 36" x 72"
			4 Quarter Rounds 36" x 36"
Oval Typical 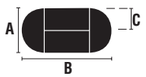	PPOV24	48" x 96" x 24"	2 Rectangles 24" x 48"
			2 Half Rounds 24" x 48"
	PPOV30	60" x 120" x 30"	2 Rectangles 30" x 60"
			2 Half Rounds 30" x 60"
	PPOV36	72" x 144" x 36"	2 Rectangles 36" x 72"
			2 Half Rounds 36" x 72"
Open Circle Typical 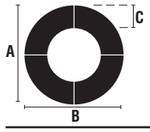	PPOC24	96" x 96" x 24"	4 Cresents 48" x 24" x 75 1/2"
	PPOC30	120" x 120" x 30"	4 Cresents 60" x 30" x 94"
	PPOC36	144" x 144" x 36"	4 Cresents 72" x 36" x 113"
Circle Typical 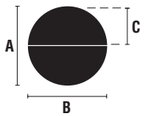	PPCT24	48" x 48" x 24"	2 Half Rounds 24" x 48"
	PPCT30	60" x 60" x 30"	2 Half Rounds 30" x 60"
	PPCT36	72" x 72" x 36"	2 Half Rounds 36" x 72"

PORTICO PLUS TYPICALS TABLE COMPONENTS

Shape	Model Number	Dimensions A x B x C	Table Components
Open Hexagon Typical 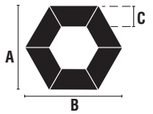	PPOH24	84" x 96" x 21"	6 Trapezoids 24" x 24" x 24" x 48"
	PPOH30	105" x 120" x 26 1/4"	6 Trapezoids 30" x 30" x 30" x 60"
	PPOH36	126" x 144" x 31 1/2"	6 Trapezoids 36" x 36" x 36" x 72"
Hexagon Typical 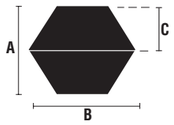	PPHT24	42" x 48" x 21"	2 Trapezoids 24" x 24" x 24" x 48"
	PPHT30	52 1/2" x 60" x 26 1/4"	2 Trapezoids 30" x 30" x 30" x 60"
	PPHT36	63" x 72" x 31 1/2"	2 Trapezoids 36" x 36" x 36" x 72"
Open Boat Shaped Typical 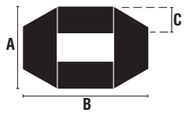	PPOB24	72" x 111" x 24"	2 Rectangles 24" x 48"
			2 Trapezoids 36" x 36" x 36" x 72"
Boat Shaped Typical 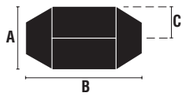	PPBT24	48" x 90" x 24"	2 Rectangles 24" x 48"
			2 Trapezoids 24" x 24" x 24" x 48"
	PPBT30	60" x 112 1/2" x 30"	2 Rectangles 30" x 60"
			2 Trapezoids 30" x 30" x 30" x 60"
	PPBT36	72" x 135" x 36"	2 Rectangles 36" x 72"
			2 Trapezoids 36" x 36" x 36" x 72"

Portico™ Tables
Portico™ Plus Tables

KI

Portico™ Tables
Portico™ Plus Tables

	MODEL	Features	A x B x C x D	MODEL NUMBER Basic Model	Edge Style	Edge Color	Surface Finish	Base Finish	Plastic End Cap Color	Approx. Packaged Weight	74P Edge (74P)	3/8" Wood Band Edge (34S)	1-3/4" Wood Band Edge (36S)
 PPFX	**Rectangular Tables, T Base-Fixed**	T Base	24 x 48"	PP24F	□□□	□□□	□□□	□□	□□□	66.0#	$ 1009	$ 1147	$ 1310
		T Base	24 x 60"	PP25F	□□□	□□□	□□□	□□	□□□	76.0#	1131	1289	1458
		T Base	30 x 48"	PP254F	□□□	□□□	□□□	□□	□□□	76.0#	1088	1262	1416
		T Base	30 x 60"	PP255F	□□□	□□□	□□□	□□	□□□	89.0#	1212	1437	1616
		T Base	36 x 60"	PP35F	□□□	□□□	□□□	□□	□□□	101.0#	1338	1597	1758
		T Base	36 x 72"	PP36F	□□□	□□□	□□□	□□	□□□	117.0#	1477	1770	1982
 PPFD	**Rectangular Tables, T Base-Folding**	T Base, Short Fold	24 x 48"	PP24ST	□□□	□□□	□□□	□□	□□□	74.0#	$ 1594	$ 1722	$ 1942
		T Base	24 x 60"	PP25ST	□□□	□□□	□□□	□□	□□□	86.0#	1681	1868	2010
		T Base, Short Fold	30 x 48"	PP254ST	□□□	□□□	□□□	□□	□□□	84.0#	1634	1946	2097
		T Base	30 x 60"	PP255ST	□□□	□□□	□□□	□□	□□□	99.0#	1786	2014	2236
		T Base	36 x 60"	PP35ST	□□□	□□□	□□□	□□	□□□	111.0#	1840	2083	2468
		T Base	36 x 72"	PP36ST	□□□	□□□	□□□	□□	□□□	126.0#	2049	2254	2474
 PPFX	**Trapezoid Tables, T Base-Fixed** • 24x24x24x48 = 21"D • 30x30x30x60 = 26"D • 36x36x36x72 = 31"D	T Base	24 x 24 x 24 x 48"	PPT24F	□□□	□□□	□□□	□□	□□□	52.0#	$ 1111	$ 1436	$ 1469
		T Base	30 x 30 x 30 x 60"	PPT255F	□□□	□□□	□□□	□□	□□□	67.0#	1350	1582	1716
		T Base	36 x 36 x 36 x 72"	PPT36F	□□□	□□□	□□□	□□	□□□	84.0#	1648	1957	2203
	• 24x24x24x48 available with glides only												
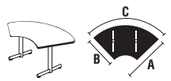 PPFX	**Crescent Tables, T Base-Fixed**	T Base	48 x 24 x 75 1/2"	PPC24F	□□□	□□□	□□□	□□	□□□	73.0#	$ 1613	$ 2014	$ 2495
		T Base	60 x 24 x 94"	PPC25F	□□□	□□□	□□□	□□	□□□	89.0#	2185	2520	3425
		T Base	48 x 30 x 75 1/2"	PPC254F	□□□	□□□	□□□	□□	□□□	80.0#	1619	2042	2527
		T Base	60 x 30 x 94"	PPC255F	□□□	□□□	□□□	□□	□□□	100.0#	2203	2640	3586
		T Base	60 x 36 x 94"	PPC35F	□□□	□□□	□□□	□□	□□□	108.0#	2137	2550	3477
		T Base	72 x 36 x 113"	PPC36F	□□□	□□□	□□□	□□	□□□	132.0#	3447	4380	5676
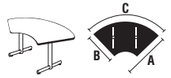 PPFD	**Crescent Tables, T Base-Folding**	T Base, Short Fold	48 x 24 x 75 1/2"	PPC24ST	□□□	□□□	□□□	□□	□□□	81.0#	$ 2224	$ 2532	$ 3015
		T Base, Short Fold	60 x 24 x 94"	PPC25ST	□□□	□□□	□□□	□□	□□□	99.0#	2692	3156	3922
		T Base, Short Fold	48 x 30 x 75 1/2"	PPC254ST	□□□	□□□	□□□	□□	□□□	88.0#	2233	2461	3040
		T Base	60 x 30 x 94"	PPC255ST	□□□	□□□	□□□	□□	□□□	110.0#	2779	3015	3918
		T Base	60 x 36 x 94"	PPC35ST	□□□	□□□	□□□	□□	□□□	118.0#	2692	3154	4095
		T Base	72 x 36 x 113"	PPC36ST	□□□	□□□	□□□	□□	□□□	142.0#	4018	5250	6394
					Ⓐ	Ⓑ	Ⓒ	Ⓓ	Ⓔ	Ⓕ			

HOW TO ORDER

Indicate the following information on order form:
1. Quantity of each item.
2. Model number, including options. See "How To Build a Model Number".
3. Any special service required.

Note: • The □ indicates that a choice is required.
- The absence of the □ indicates that no choice is required.
- Alpha-numeric characters in place of □ indicate that no other alternatives are available.

HOW TO BUILD A MODEL NUMBER

Ⓐ Select basic model.

Ⓑ Select edge style.

74P	- 74P edge
34S	- 3/8" Wood band edge
36S	- 1-3/4" Wood band edge

Ⓒ Select edge color.
Refer to the **Product Color Options** page in this price list.
Edge color offerings are based on edge style selections.

Ⓓ Select surface finish.
Refer to the **Product Color Options** page in this price list.
Surface finish offerings are based on edge style selections.

Ⓔ Select base finish.
Refer to the **Product Color Options** page in this price list.

Ⓕ Select plastic end cap color.
Refer to the **Product Color Options** page in this price list.

FINISH INFORMATION

Additional Laminate Offering
Additional laminates beyond KI standard offering, are available with two weeks extended leadtime.
To specify additional laminates, use these designators followed by the supplier's color/pattern code:

Formica - LF/supplier's color pattern code
Nevamar - LN/supplier's color pattern code
Wilsonart - LW/supplier's color pattern code

KI's standard finish is the supplier's recommended finish for that color/pattern.
Note: Nonstandard laminates from these suppliers (example: textured laminates), require an upcharge and additional leadtime.
Contact KI.

Additional Stains
Specially stained edges beyond the KI standard offering (as shown under Edge Color column on Product Color Options page) are also available.
Contact KI.

OPTIONS

Base Options
Casters:
Black only. Add a "/C" to end of model number for casters. Casters are factory installed, not field installable. Casters are all locking.
Upcharge is list $73 per table.

Table Heights Other Than 29"
Table heights other than 29" are available. Add the table height in inches to the end of the model number string.
Example: to specify 27-1/4" from the top of the table to the floor add "/27.25" to the end of the model number. The maximum height is 42".

SPECIAL SERVICES

Special Carton Marking

With specially marked information	N/C

Shipping
Ships **knocked down, FOB Green Bay, WI 54302, freight prepaid.** Freight class 85.

Specifications and prices are subject to change without prior notice.

Portico™ Tables
Portico™ Plus Tables

KI

Portico™ Tables
Portico™ Plus Tables

	MODEL	Features	A x B x C	MODEL NUMBER: Basic Model	Edge Style	Edge Color	Surface Finish	Base Finish	Plastic End Cap Color	Approx. Packaged Weight	74P Edge (74P)	3/8" Wood Band Edge (34S)	1-3/4" Wood Band Edge (36S)
	**Quarter Round-No Base** • To be used with Plus Tables only		24 X 24"	PPQ2	□□□	□□□	□□□			19.0#	$ 517	$ 725	$ 964
			30 X 30"	PPQ25	□□□	□□□	□□□			30.0#	618	873	1163
			36 X 36"	PPQ3	□□□	□□□	□□□			49.0#	772	1085	1356
PPFX													
	**Half Round Table, T Base-Fixed**	T Base	24 X 48"	PPH24F	□□□	□□□	□□□	□□	□□□	57.0#	$ 1283	$ 1582	$ 2068
		T Base	30 X 60"	PPH255F	□□□	□□□	□□□	□□	□□□	75.0#	1706	1873	2334
		T Base	36 x 72"	PPH36F	□□□	□□□	□□□	□□	□□□	97.0#	2060	2433	2797
PPFX													
	**Half Round Table, T Base-Folding**	T Base, Short Fold	30 X 60"	PPH255ST	□□□	□□□	□□□	□□	□□□	85.0#	$ 2277	$ 2393	$ 2745
		T Base, Short Fold	36 x 72"	PPH36ST	□□□	□□□	□□□	□□	□□□	107.0#	2585	2802	3157
PPFD													
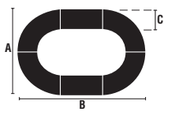	**Racetrack Typical-Fixed**	T Base	96 x 144 x 24"	PPRT24F	□□□	□□□	□□□	□□	□□□	424.0#	$ 8410	$ 10349	$ 12610
		T Base	96 x 144 x 30"	PPRT30F	□□□	□□□	□□□	□□	□□□	472.0#	8665	10684	12911
		T Base	120 x 180 x 36"	PPRT36F	□□□	□□□	□□□	□□	□□□	634.0#	11578	13812	17962
PPFX													
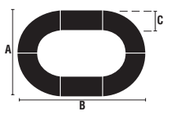	**Racetrack Typical-Folding**	T Base, Short Fold	96 x 144 x 24"	PPRT24ST	□□□	□□□	□□□	□□	□□□	458.0#	$ 12082	$ 13566	$ 15712
		T Base, Short Fold	96 x 144 x 30"	PPRT30ST	□□□	□□□	□□□	□□	□□□	520.0#	12328	14130	16173
		T Base, Short Fold	120 x 180 x 36"	PPRT36ST	□□□	□□□	□□□	□□	□□□	694.0#	15014	16788	20854
PPFD													
				Ⓐ	Ⓑ	Ⓒ	Ⓓ	Ⓔ	Ⓕ				

HOW TO ORDER

Indicate the following information on order form:
1. Quantity of each item.
2. Model number, including options. See "How To Build a Model Number".
3. Any special service required.

Note: • The □ indicates that a choice is required.
- The absence of the □ indicates that no choice is required.
- Alpha-numeric characters in place of □ indicate that no other alternatives are available.

HOW TO BUILD A MODEL NUMBER

Ⓐ Select basic model.

Ⓑ Select edge style.

74P	- 74P edge
34S	- 3/8" Wood band edge
36S	- 1-3/4" Wood band edge

Ⓒ Select edge color.
Refer to the **Product Color Options** page in this price list.
Edge color offerings are based on edge style selections.

Ⓓ Select surface finish.
Refer to the **Product Color Options** page in this price list.
Surface finish offerings are based on edge style selections.

Ⓔ Select base finish.
Refer to the **Product Color Options** page in this price list.

Ⓕ Select plastic end cap color.
Refer to the **Product Color Options** page in this price list.

FINISH INFORMATION

Additional Laminate Offering
Additional laminates beyond KI standard offering, are available with two weeks extended leadtime.
To specify additional laminates, use these designators followed by the supplier's color/pattern code:

Formica - LF/supplier's color pattern code
Nevamar - LN/supplier's color pattern code
Wilsonart - LW/supplier's color pattern code

KI's standard finish is the supplier's recommended finish for that color/pattern.
Note: Nonstandard laminates from these suppliers (example: textured laminates), require an upcharge and additional leadtime.
Contact KI.

Additional Stains
Specially stained edges beyond the KI standard offering (as shown under Edge Color column on Product Color Options page) are also available.
Contact KI.

OPTIONS

Base Options
Casters:
Black only. Add a "/C" to end of model number for casters. Casters are factory installed, not field installable. Casters are all locking.
Upcharge is list $73 per table.

Table Heights Other Than 29"
Table heights other than 29" are available. Add the table height in inches to the end of the model number string.
Example: to specify 27-1/4" from the top of the table to the floor add "/27.25" to the end of the model number. The maximum height is 42".

SPECIAL SERVICES

Special Carton Marking

With specially marked information	N/C

Shipping
Ships **knocked down, FOB Green Bay, WI 54302, freight prepaid.** Freight class 85.

Specifications and prices are subject to change without prior notice.

Portico™ Tables
Portico™ Plus Tables

Portico™ Tables
Portico™ Plus Tables

	MODEL	Features	A x B x C	MODEL NUMBER: Basic Model	Edge Style	Edge Color	Surface Finish	Base Finish	Plastic End Cap Color	Approx. Packaged Weight	74P Edge (74P)	3/8" Wood Band Edge (34S)	1-3/4" Wood Band Edge (36S)
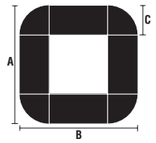	**Quarter Circle Typical-Fixed**	T Base	96 x 96 x 24"	PPQC24F	□□□	□□□	□□□	□□	□□□	340.0#	$ 5990	$ 7486	$ 9161
		T Base	108 x 108 x 30"	PPQC30F	□□□	□□□	□□□	□□	□□□	424.0#	6846	8522	10307
		T Base	144 x 144 x 36"	PPQC36F	□□□	□□□	□□□	□□	□□□	664.0#	8996	11413	13346
PPFX													
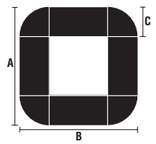	**Quarter Circle Typical-Folding**	T Base, Short Fold	96 x 96 x 24"	PPQC24ST	□□□	□□□	□□□	□□	□□□	372.0#	$ 8440	$ 9797	$ 11179
		T Base, Short Fold	108 x 108 x 30"	PPQC30ST	□□□	□□□	□□□	□□	□□□	504.0#	9269	11281	12683
		T Base	144 x 144 x 36"	PPQC36ST	□□□	□□□	□□□	□□	□□□	700.0#	11289	13346	15280
PPFD													
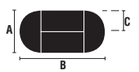	**Oval Typical-Fixed**	T Base	48 x 96 x 24"	PPOV24F	□□□	□□□	□□□	□□	□□□	262.0#	$ 4355	$ 5452	$ 6767
		T Base	60 x 120 x 30"	PPOV30F	□□□	□□□	□□□	□□	□□□	348.0#	5317	6622	7900
		T Base	72 x 144 x 36"	PPOV36F	□□□	□□□	□□□	□□	□□□	428.0#	6544	8407	9562
PPFX													
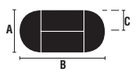	**Oval Typical-Folding**	T Base, Short Fold	60 x 120 x 30"	PPOV30ST	□□□	□□□	□□□	□□	□□□	368.0#	$ 7692	$ 8818	$ 9903
		T Base, Short Fold	72 x 144 x 36"	PPOV36ST	□□□	□□□	□□□	□□	□□□	466.0#	8833	10337	11503
PPFD													
					Ⓐ	Ⓑ	Ⓒ	Ⓓ	Ⓔ	Ⓕ			

HOW TO ORDER

Indicate the following information on order form:
1. Quantity of each item.
2. Model number, including options. See "How To Build a Model Number".
3. Any special service required.

Note: • The □ indicates that a choice is required.
- The absence of the □ indicates that no choice is required.
- Alpha-numeric characters in place of □ indicate that no other alternatives are available.

HOW TO BUILD A MODEL NUMBER

Ⓐ Select basic model.

Ⓑ Select edge style.

74P	- 74P edge
34S	- 3/8" Wood band edge
36S	- 1-3/4" Wood band edge

Ⓒ Select edge color.
Refer to the **Product Color Options** page in this price list.
Edge color offerings are based on edge style selections.

Ⓓ Select surface finish.
Refer to the **Product Color Options** page in this price list.
Surface finish offerings are based on edge style selections.

Ⓔ Select base finish.
Refer to the **Product Color Options** page in this price list.

Ⓕ Select plastic end cap color.
Refer to the **Product Color Options** page in this price list.

FINISH INFORMATION

Additional Laminate Offering
Additional laminates beyond KI standard offering, are available with two weeks extended leadtime.
To specify additional laminates, use these designators followed by the supplier's color/pattern code:

Formica - LF/supplier's color pattern code
Nevamar - LN/supplier's color pattern code
Wilsonart - LW/supplier's color pattern code

KI's standard finish is the supplier's recommended finish for that color/pattern.
Note: Nonstandard laminates from these suppliers (example: textured laminates), require an upcharge and additional leadtime.
Contact KI.

Additional Stains
Specially stained edges beyond the KI standard offering (as shown under Edge Color column on Product Color Options page) are also available.
Contact KI.

OPTIONS

Base Options
Casters:
Black only. Add a "/C" to end of model number for casters. Casters are factory installed, not field installable. Casters are all locking.
Upcharge is list $73 per table.

Table Heights Other Than 29"
Table heights other than 29" are available. Add the table height in inches to the end of the model number string.
Example: to specify 27-1/4" from the top of the table to the floor add "/27.25" to the end of the model number. The maximum height is 42".

SPECIAL SERVICES

Special Carton Marking

With specially marked information	N/C

Shipping
Ships **knocked down, FOB Green Bay, WI 54302, freight prepaid.** Freight class 85.

Specifications and prices are subject to change without prior notice.

Portico™ Tables
Portico™ Plus Tables

KI

Portico™ Tables
Portico™ Plus Tables

	MODEL	Features	A x B x C	MODEL NUMBER Basic Model	Edge Style	Edge Color	Surface Finish	Base Finish	Plastic End Cap Color	Approx. Packaged Weight	74P Edge (74P)	3/8" Wood Band Edge (34S)	1-3/4" Wood Band Edge (36S)
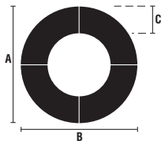	**Open Circle Typical-Fixed**	T Base	96 x 96 x 24"	PPOC24F	□□□	□□□	□□□	□□	□□□	292.0#	$ 6446	$ 8058	$ 9991
		T Base	120 x 120 x 30"	PPOC30F	□□□	□□□	□□□	□□	□□□	400.0#	8818	10544	14356
		T Base	144 x 144 x 36"	PPOC36F	□□□	□□□	□□□	□□	□□□	528.0#	13792	18222	23619
PPFX													
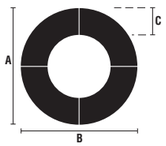	**Open Circle Typical-Folding**	T Base, Short Fold	96 x 96 x 24"	PPOC24ST	□□□	□□□	□□□	□□	□□□	324.0#	$ 8895	$ 10121	$ 12056
		T Base	120 x 120 x 30"	PPOC30ST	□□□	□□□	□□□	□□	□□□	440.0#	11110	12470	16294
		T Base	144 x 144 x 36"	PPOC36ST	□□□	□□□	□□□	□□	□□□	568.0#	16083	20992	25564
PPFD													
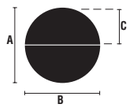	**Circle Typical-Fixed**	T Base	48 x 48 x 24"	PPCT24F	□□□	□□□	□□□	□□	□□□	114.0#	$ 2389	$ 3161	$ 4146
		T Base	60 x 60 x 30"	PPCT30F	□□□	□□□	□□□	□□	□□□	150.0#	2893	3753	4668
		T Base	72 x 72 x 36"	PPCT36F	□□□	□□□	□□□	□□	□□□	194.0#	3593	4862	5592
PPFX													
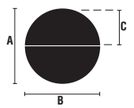	**Circle Typical-Folding**	T Base, Short Fold	60 x 60 x 30"	PPCT30ST	□□□	□□□	□□□	□□	□□□	170.0#	$ 4113	$ 4786	$ 5704
		T Base	72 x 72 x 36"	PPCT36ST	□□□	□□□	□□□	□□	□□□	214.0#	4737	5830	6571
PPFD													
				Ⓐ	Ⓑ	Ⓒ	Ⓓ	Ⓔ	Ⓕ				

HOW TO ORDER

Indicate the following information on order form:
1. Quantity of each item.
2. Model number, including options. See "How To Build a Model Number".
3. Any special service required.

Note: • The □ indicates that a choice is required.
- The absence of the □ indicates that no choice is required.
- Alpha-numeric characters in place of □ indicate that no other alternatives are available.

HOW TO BUILD A MODEL NUMBER

Ⓐ Select basic model.

Ⓑ Select edge style.

74P	- 74P edge
34S	- 3/8" Wood band edge
36S	- 1-3/4" Wood band edge

Ⓒ Select edge color.
Refer to the **Product Color Options** page in this price list.
Edge color offerings are based on edge style selections.

Ⓓ Select surface finish.
Refer to the **Product Color Options** page in this price list.
Surface finish offerings are based on edge style selections.

Ⓔ Select base finish.
Refer to the **Product Color Options** page in this price list.

Ⓕ Select plastic end cap color.
Refer to the **Product Color Options** page in this price list.

FINISH INFORMATION

Additional Laminate Offering
Additional laminates beyond KI standard offering, are available with two weeks extended leadtime. To specify additional laminates, use these designators followed by the supplier's color/pattern code:

Formica - LF/supplier's color pattern code
Nevamar - LN/supplier's color pattern code
Wilsonart - LW/supplier's color pattern code

KI's standard finish is the supplier's recommended finish for that color/pattern.
Note: Nonstandard laminates from these suppliers (example: textured laminates), require an upcharge and additional leadtime.
Contact KI.

Additional Stains
Specially stained edges beyond the KI standard offering (as shown under Edge Color column on Product Color Options page) are also available. Contact KI.

OPTIONS

Base Options
Casters:
Black only. Add a "/C" to end of model number for casters. Casters are factory installed, not field installable. Casters are all locking.
Upcharge is list $73 per table.

Table Heights Other Than 29"
Table heights other than 29" are available. Add the table height in inches to the end of the model number string.
Example: to specify 27-1/4" from the top of the table to the floor add "/27.25" to the end of the model number. The maximum height is 42".

SPECIAL SERVICES

Special Carton Marking

With specially marked information	N/C

Shipping
Ships **knocked down, FOB Green Bay, WI 54302, freight prepaid.** Freight class 85.

Specifications and prices are subject to change without prior notice.

Portico™ Tables
Portico™ Plus Tables

KI

Portico™ Tables
Portico™ Plus Tables

	MODEL	Features	A x B x C	MODEL NUMBER: Basic Model	Edge Style	Edge Color	Surface Finish	Base Finish	Plastic End Cap Color	Approx. Packaged Weight	74P Edge (74P)	3/8" Wood Band Edge (34S)	1-3/4" Wood Band Edge (36S)
	**Open Hexagon Typical-Fixed**	T Base	84 x 96 x 24"	PPOH24F	□□□	□□□	□□□	□□	□□□	312.0#	$ 6677	$ 8599	$ 9165
		T Base	105 x 120 x 26 1/4"	PPOH30F	□□□	□□□	□□□	□□	□□□	402.0#	7338	9488	10711
		T Base	126 x 144 x 31 1/2"	PPOH36F	□□□	□□□	□□□	□□	□□□	504.0#	9899	11743	13228
PPFX													
	**Hexagon Typical-Fixed**	T Base	42 x 48 x 21"	PPHT24F	□□□	□□□	□□□	□□	□□□	104.0#	$ 2229	$ 2867	$ 3053
		T Base	52 1/2 x 60 x 26 1/4"	PPHT30F	□□□	□□□	□□□	□□	□□□	134.0#	2696	3161	3571
		T Base	63 x 72 x 31 1/2"	PPHT36F	□□□	□□□	□□□	□□	□□□	168.0#	3301	3916	4411
PPFX													
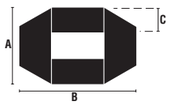	**Open Boat Shaped Typical-Fixed**	T Base	72 x 111 x 24"	PPOB24F	□□□	□□□	□□□	□□	□□□	300.0#	$ 5262	$ 6204	$ 7029
PPFX													
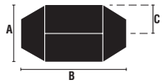	**Boat Shaped Typical-Fixed**	T Base	48 x 90 x 24"	PPBT24F	□□□	□□□	□□□	□□	□□□	236.0#	$ 4188	$ 5155	$ 5680
		T Base	60 x 112 1/2 x 30"	PPBT30F	□□□	□□□	□□□	□□	□□□	310.0#	5127	6032	6802
		T Base	72 x 135 x 36"	PPBT36F	□□□	□□□	□□□	□□	□□□	402.0#	6250	7455	8375
PPFX													
				Ⓐ	Ⓑ	Ⓒ	Ⓓ	Ⓔ	Ⓕ				

HOW TO ORDER

Indicate the following information on order form:
1. Quantity of each item.
2. Model number, including options. See "How To Build a Model Number".
3. Any special service required.

Note: • The □ indicates that a choice is required.
- The absence of the □ indicates that no choice is required.
- Alpha-numeric characters in place of □ indicate that no other alternatives are available.

HOW TO BUILD A MODEL NUMBER

Ⓐ Select basic model.

Ⓑ Select edge style.

74P	- 74P edge
34S	- 3/8" Wood band edge
36S	- 1-3/4" Wood band edge

Ⓒ Select edge color.
Refer to the **Product Color Options** page in this price list.
Edge color offerings are based on edge style selections.

Ⓓ Select surface finish.
Refer to the **Product Color Options** page in this price list.
Surface finish offerings are based on edge style selections.

Ⓔ Select base finish.
Refer to the **Product Color Options** page in this price list.

Ⓕ Select plastic end cap color.
Refer to the **Product Color Options** page in this price list.

FINISH INFORMATION

Additional Laminate Offering
Additional laminates beyond KI standard offering, are available with two weeks extended leadtime.
To specify additional laminates, use these designators followed by the supplier's color/pattern code:

Formica - LF/supplier's color pattern code
Nevamar - LN/supplier's color pattern code
Wilsonart - LW/supplier's color pattern code

KI's standard finish is the supplier's recommended finish for that color/pattern.
Note: Nonstandard laminates from these suppliers (example: textured laminates), require an upcharge and additional leadtime.
Contact KI.

Additional Stains
Specially stained edges beyond the KI standard offering (as shown under Edge Color column on Product Color Options page) are also available.
Contact KI.

OPTIONS

Base Options
Casters:
Black only. Add a "/C" to end of model number for casters. Casters are factory installed, not field installable. Casters are all locking.
Upcharge is list $73 per table.

Table Heights Other Than 29"
Table heights other than 29" are available. Add the table height in inches to the end of the model number string.
Example: to specify 27-1/4" from the top of the table to the floor add "/27.25" to the end of the model number. The maximum height is 42".

SPECIAL SERVICES

Special Carton Marking

With specially marked information	N/C

Shipping
Ships **knocked down, FOB Green Bay, WI 54302, freight prepaid.** Freight class 85.

Specifications and prices are subject to change without prior notice.

Portico™ Tables
Storage and Accessories

	MODEL	Features	MODEL NUMBER Basic Model	Approx. Packaged Weight	Delivered Pricing
 HRDPT	**Table Truck** • Minimum table sizes are 48” rectangular or 48” round/square • Maximum table sizes are 48” x 96” rectangular and 60” round/square • Six-table capacity; with short fold bases, 4-table capacity • Black finish only • Table truck dimensions 5’ long, 30” wide and 4” high • Used to store Folding Tables only		BTT	90.0#	$ 1777
	**Under-Table Wire Management** • Constructed of easy-to-use, high quality black velcro • Harness is fastened to table bottom with screws • SEE PRICING BELOW				
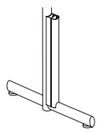	**Leg Wireways** • Scuff-resistant, high-impact rigid plastic • Two separate wire channels per leg • Fastened to legs with adhesive bond • One wireway per leg; black only • SEE PRICING BELOW				
	**Grommets** • Plastic grommets are 3” diameter and recessed into table top • Cap is removable and has retractable slot cover • Two grommets per top • SEE PRICING BELOW				
HRDPT	**Self-Leveling Glide, Black** • Set of 4 • Allows for 3/16” of self-leveling adjustment	Set of 4	SLTG.4 Ⓐ	0.2#	$ 65

HOW TO ORDER

Indicate the following information on order form:
1. Quantity of each item.
2. Model number, including options. See “How To Build a Model Number”.
3. Any special service required.

Note: • The ☐ indicates that a choice is required.
- The absence of the ☐ indicates that no choice is required.
- Alpha-numeric characters in place of ☐ indicate that no other alternatives are available.

HOW TO BUILD A MODEL NUMBER

Ⓐ Select basic model.

OPTIONS

Accessory Options

Under-Table Wire Management, Leg Wireways, and Grommets are Accessory Options. Add the following to the end of the model number:

Under-Table Wire Management and Leg Wireways selections are:
HO = Under-Table Wire Management; Upcharge is $68
WO = Leg Wireways; Upcharge is $26
HW = Under-Table Wire Management and Leg Wireways; Upcharge is $92
Wire Management options HO, HW and WO are ONLY available on rectangular tables 96” and smaller (NOT available on any cantilever, flip-top or folding tables).

Grommet Selections are:
Gxx=grommet with color designator; Upcharge is $24
Refer to Product Color Options page.
Grommet option is available on rectangle tables 96” and smaller, except for all 18”x 60” and 24”x60” cantilevered fixed and folding tables (24”x60” tables with standard fixed bases are okay).

No accessory options are available on PowerUp® tables or flip-top tables.

SPECIAL SERVICES

Special Carton Marking

With specially marked information N/C

Shipping

Ships **assembled, FOB Green Bay, WI 54302, freight prepaid.** Freight class 70.

Specifications and prices are subject to change without prior notice.

1330 Bellevue Street
P.O. Box 8100
Green Bay, WI 54308-8100
800.424.2432
ki.com

KI and Furnishing Knowledge are registered
trademarks of Krueger International, Inc.

© 2020 Krueger International, Inc.
All Rights Reserved.
Code KI-PLW-000470/KI/PDF

Furnishing Knowledge®

PROMENADE® SEATING

PRICE LIST

January 3, 2011

Updated October 3, 2022

800.424.2432

Contents

Refer to KI Terms & Conditions document or visit ki.com.

Contents

Refer to KI Terms & Conditions document or visit ki.com.

Ordering C.O.M., C.O.L., and C.O.V.and Shipping Location

Bonduel, Green Bay, Ontario, and Tupelo 3

Promenade® Seating System

General Information 4
Product Color Options 5
Tandem Seating 6
Seating Components 8
Arm and Base Components 9
Beam Mounted Tables 11

How to Specify C.O.M. Upholstery
Textile designs often have intricate patterns. Not all individuals will interpret fabric direction in the same manner.

As a standard procedure, KI cuts fabrics off the roll in a horizontal fashion as shown in Diagram A at the right. By cutting in this fashion, most waste is eliminated. Our requirements for yardage in this book are based on this type of cutting. When directional or patterned fabrics are used, they often require more yardage than solid colors.

By providing KI with a completely filled-out copy of the form on this page, we will be able to expedite your order. We find it particularly helpful with directional or patterned upholstery material. It is critical that copies of this form accompany test quantities as well as production quantities of C.O.M.

C.O.M. must be supplied in continuous yardage.

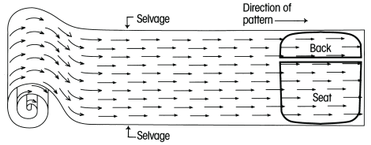

C.O.M., C.O.L. and C.O.V. Testing
KI will require for testing actual yardage to upholster one chair. The testing requirements depend on which chair you have selected on your order.

Test samples will be applied to the order and will be held for 6 months if needed. After 6 months, the sample can no longer be applied to your order. For all products to be tested, send test samples for approval to:

KI
Attn: C.O.M. Specialist
1687 Westminster Drive, Gate 3
Green Bay WI 54302

To expedite the procedure, attach a copy of the "C.O.M. Information Form" on this page.

All C.O.M., C.O.L. and C.O.V. must be labeled with the purchase order number.

C.O.M., C.O.L. and C.O.V. Production
Customer's fabrics and leathers must be approved prior to acceptance for production. Upon test approval, a 1' square sample swatch of upholstery material must accompany the order. KI assumes no responsibility for wear, defects or performance of customer's own fabrics, vinyl or leather. C.O.M., C.O.L. and C.O.V. orders are available on a deferred delivery basis.

Orders for production of C.O.M., C.O.L. and C.O.V. upholstered products are not scheduled for processing until upholstery material is received. Upon receipt, KI will provide an acknowledgement and an estimated shipping date.

KI recommends that leather be ordered in - yardage. Leather must be usable. The outer edges cannot be calculated as square feet or yardage.

The C.O.M., C.O.L. and C.O.V. yardage requirements accompanying products in the pricing section are for 10 chairs/seats or less, 54" wide nondirectional material. On larger orders, less material is required.

For exact production yardage requirements, call 1-800-424-2432, ext. 2707.

C.O.M., C.O.L. and C.O.V. Order Processing

For products shipped from Green Bay, WI facility, ship upholstery material to:

KI
Attn: C.O.M. Storage
1687 Westminster Drive - Gate 3
Green Bay, WI 54302

For products shipped from Bonduel, WI facility, ship material to:

KI
Attn: C.O.M. Storage
204 West South Street
Bonduel, WI 54107

For products shipped from Ontario, CA facility , ship material to:

Avail/Impress/Kismet/Medical & Laboratory Stools/Pilot
Attn: C.O.M. Storage
1110 S. Mildred Ave.
Ontario, CA 91761

Intricate Patterns
In the event of specific requirements for positioning of intricate patterns or pattern repeats on seats and backrests, provide a sketch noting requirements, as in Diagram B, along with materials for testing, and with the order.

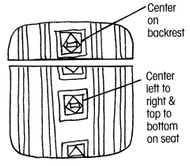

Diagram B

Treated Materials
If C.O.M. requires processing such as Scotchgard® or acrylic backing, it often shrir To prevent delays in delivery or back ordering due to shrinkage, please have your processor remeasure after processing and assure adequate yardage shipment.

Split Orders
If a portion of the shipment which does not require C.O.M., C.O.L. or C.O.M. applications to be processed and shipped early, KI will ent the order immediately at your request. These split shipments are subject to minimum order changes.

Contact the C.O.M. Specialist at 1-800-424-2432, ext. 2707, with questions or to verify a split order.

Excess Upholstery Material
KI will dispose of excess upholstery material a the time of shipment unless expressly request to return it with the product shipment.

Cancelled or Changed Orders
KI assumes no responsibility for extra C.O.M. C.O.L. or C.O.V. material due to a change of upholstery or cancellation of an order. It is the customer's responsibility to arrange for return this material.

C.O.M., C.O.L and C.O.V. Information Form

A copy of this form should accompany test requests and production orders. Please fill it out completely, and, if your order has been acknowledged, provide the acknowledgement number.

Purchasing Agent (Dealer or buying organization)

Attention

Address

City State Zip

Project Name

Type of seating and number of units of each type

Please see information below and check the appropriate box.

☐ Submitted for testing.

Purchase Order Number

☐ Test approved. Submitted for producti

KI Acknowledgement Number

In all instances, send this form to the C.O.M. Specialist.

☐ A Selvage Top and Bottom



☐ B Selvage Side and Side



C.O.M. SHIPPING LOCATION

Architectural Walls
- Evoke ..... MN
- Genius Walls ..... MN

Casegoods
- Aristotle Tackboards ..... MN
- Likha Tackboards ..... MN

Classroom Furniture
- Intellect Wave Chairs ..... GB
- Learn2 ..... GB
- Ruckus ..... GB

Desking
- 700 Series Desking ..... KP
- Balance Overheads ..... MN
- Genesis Desking ..... MN
- True Desking ..... KP
- Universal Overheads ..... MN
- WorkZone Desking ..... MN

Files & Storage
- 700 Series Pedestal Cushion ..... GB
- Connection Zone Pads ..... BW
- U-Series Pedestal Cushion ..... GB
- Tattoo ..... BW

Fixed Seating
- Concerto Auditorium Seating ..... BW
- Single Pedestal Seating ..... GB
- Jury Base Seating ..... GB
- Lancaster Auditorium Seating ..... BW
- Sequence Seating ..... GB
- University Seating ..... GB

Panel Systems
- All Terrain ..... KP
- Balance Overheads ..... MN
- System 3000 ..... MN
- Universal Overheads ..... MN
- Wireworks ..... MN
- Unite ..... MN

Residence Hall Furniture
- RoomScape Furniture ..... MN

Screens
- All Terrain ..... KP
- Connection Zone ..... BW
- True/Volition ..... KP
- Genesis ..... KP
- Tattoo ..... MN
- Universal ..... BW

Seating
- 400 Series Folding Chairs ..... BW
- 600 Series Folding Chairs ..... BW
- 600 Series Stools ..... BW
- Affina Collection ..... HN
- Altus Task Chairs ..... GB
- Apply Stack Chairs ..... GB
- Auditorium Folding Chairs ..... BW
- Calida Lounge Seating ..... HN
- Diem Task Chairs ..... OM
- Doni Collection ..... GB
- FourC Seating ..... GB
- Gladly Lounge Seating ..... VQ
- Grazie Seating ..... GB
- Hiatus Sleeper Bench ..... HN
- Hub Modular Lounge Seating ..... HN
- Impress Task Chairs ..... OM
- Impress Ultra Task Chairs ..... OM
- Jessa Lounge Seating ..... HN
- Jubilee Lounge Seating ..... VQ
- Katera Guest Chair ..... GB
- Kurv Benches ..... HN
- LaResta Day Beds ..... HN
- LimeLite ..... GB
- Lyra Lounge Seating ..... HN
- Maestro Stack Chairs ..... GB
- Matrix Stack Chairs ..... GB
- Medical & Laboratory Stools ..... OM
- MyPlace Lounge Seating ..... HN
- MyWay Seating ..... HN
- Oath Task Chairs and Stools ..... GB
- Opt4 ..... GB
- Pilot Task Chairs ..... OM
- Promenade Seating System ..... BW
- Ruckus ..... GB
- Sela Lounge Seating ..... HN
- Sift Task Chairs ..... GB
- Signia Task Chairs and Stools ..... OM
- Soltice Metal Collection ..... HN
- Soltice Multiple, Healthcare & Guest ..... HN
- Soltice Multiple, Stack & Task ..... GB
- Sway ..... BW
- Tattoo ..... HN
- Torsion-on-the-Go! Nesting Chairs ..... GB
- Torsion Air Stack and Task Seating ..... GB
- Zoetry ..... HN

KI Manufacturing Sites - Customer's Own Material Shipment Manufacturing Site Addresses

BW
KI Bonduel
Attn: COM Storage
204 West South St.
Bonduel, WI 54107

HN
KI High Point
Attn: COM Storage
217 Feld Avenue
High Point, NC 27263

MN
KI Manitowoc
Attn: COM Storage
1400 S. 41st St.
Manitowoc, WI 54220

VQ
KI
Attn: COM Fabrics
6892 Marlin Circle
La Palma, CA 90623

GB
KI Green Bay
Attn: COM Storage
1687 Westminster Drive - Gate 3
Green Bay, WI 54302

KP
KI Pembroke
Attn: COM Storage
1000 Olympic Dr.
Pembroke, Ontario K8A6X7

OM
KI
Attn: COM Storage
1110 S. Mildred Ave.
Ontario, CA 91761

© 2022 Krueger International Inc. All Rights reserved. Code KI-FF-000059/KI/PDF/0822

Promenade® Seating System
General Information

Promenade® Seating System
General Information



Tandem Seating w/Tables



Seat

	Seating		Beam Mounted Tables	
Features	Seat	Bench	Full Size	Corner Table
Steel construction	•	•	•	•
Fiberglass construction				
Upholstery available	•			
Laminates available			•	
Suitable for outdoor use	•(steel)	•(steel)	•(steel)	•(steel)
Dimensions				
overall width	21"	21"	21"	30"
overall depth	26 3/16"	22 1/2"	22 1/2"	30"
overall height	31 1/8"	16"	16"	16"
seat height	17 1/8"	16"		
Bench w/fixed bases		14 1/8"*		
Bench w/embedded bases		14 1/8"*		
Bench w/movable bases		14 7/8" *(w/glides fully inserted)		
Seat w/fixed bases	16"*			
Seat w/embedded bases	16"*			
Seat w/movable bases	16 3/4"* (w/glides fully inserted)			
Overall Dimensions				
Seat height w/fixed bases	30"*			
Seat height w/embedded bases	30"*			
Seat height w/movable bases	30 3/4"* (w/glides fully inserted)			

***** For units with upholstery, add additional 7/8" **Note:** Tables are the same height as benches. Glides could add 1/2" when fully extended.

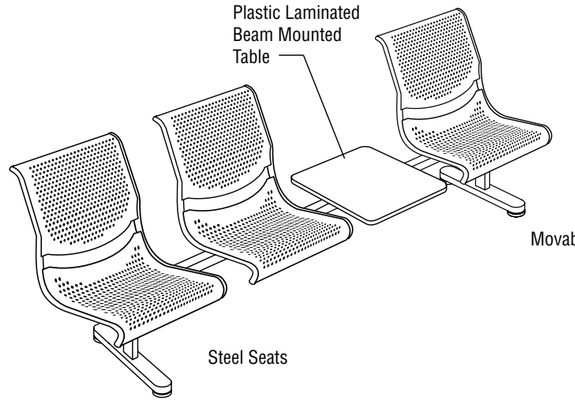

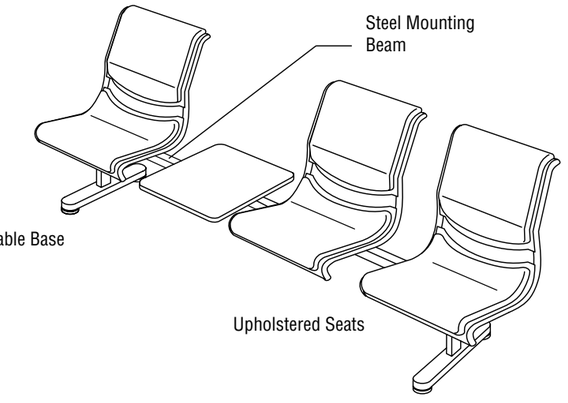

SPECIFICATIONS

Seat, Benches, or Metal Tables with Perforated Steel Exteriors
14-ga. Sheet steel, die formed and welded to a 1" x 14 ga. Seam welded tubular steel frame. Perforations are 3/8" diameter.

Arms
Constructed of 1" x 14-ga. Tubular steel, die formed and welded to mounting yoke. Textured plastic arm cap is permanently attached.

Mounting
Seats, benches and tables have steel spiders and yokes welded into an integral unit. The yoke is placed over the steel beam and secured with bolts.

Beams
Beams 11-ga. 1-1/2" x 2" seamless steel. Plastic end caps.

Freestanding Base
14-ga., 1.5 x 4 rectangular seam welded tubular steel column. Cast aluminum base is bolted to the column. Either a yoke or yoke cover are welded to the top for securing to the beam with bolts. Adjustable glides.

Wallsaver Extension
Attaches to base with rear glide. Contacts the wall at the floor to prevent seat back from touching the wall. Black only.

Anchored Base
The base may be drilled for anchoring with 3/8" diameter bolts. Anchoring bolts not provided.

Embedded Base
14-ga., 1.5 x 4 rectangular seam welded tubular steel column. 16" length for embedding in concrete. Either a yoke or yoke cover are welded to the top for securing to the beam with bolts.

Metal Finsh
Indoor finishes are nonchipping epoxy powder, electrostatically applied, then baked on. Outdoor finishes are nonchipping poiyester powder, electrostatically applied, then baked on over a rust-inhibiting sealer.

"L" Corner Table Assembly
For mounting modular units at a 90 degree angle. Corners are formed by mounting beam extensions joined by a table top and supported by a leg for each beam. A 2-5/8" o.d. leg with a leveling glide supports the back corner of the table top. Corner table surfaces match in-line tables.

Plastic Laminate In-line Tables
May be used in place of seats on the beam, or for corner table applications. Solid core top 7/8" thick consisting of high-density particle board with plastic laminate surface and vinyl bullnose edge. Rounded corners. For interior use only.

FIRE RETARDANTS

Upholstered Seating items:
Fire retardant treatment (FR) allows seating products to be manufactured using the appropriate flame retardant materials and fabric selections for compliance to California Technical Bulletin 133.

Order Review/Design Service
It is KI's policy with this product to check all incoming orders for accuracy. When ordering, please provide a plan-view sketch and identify desired components.

KI will provide a design and engineering service, upon request, to tailor this product to your needs. This includes a comprehensive proposal. Contact KI for further information.

INFORMATION

Design
Designed by the KI Design Team.

C.O.M. and C.O.V. Testing and Production Requirements
Not all materials are suitable for upholstering this product. A 12" x 12" sample must be submitted and approved prior to acceptance of an order. If the fabric is directional in pattern or weave, the direction must be indicated on the submitted sample, and additional yardage may be requested. Leather must be free of imperfections.

Test samples must be sent to:
KI
Attn: C.O.M. Specialist
1687 Westminster Drive - Gate 3
Green Bay, WI 54302

INFORMATION

Fabric
Fabric will be applied as swatched by the fabric manufacturer. Fabric that is required to be applied differently than is swatched will need a Product Modification Request written specifying the direction the fabric is to be applied.

INFORMATION

Warranty
Refer to KI Terms & Conditions document or visit ki.com

Promenade® Seating System
Product Color Options

Promenade® Seating System
Product Color Options

Frame Color - Indoor

Black	BL
Blue Grey	GR
Cayenne	CY
Cool Grey	CG
Earthen Clay	EY
Everglade Shade	EV
Glitz Metallic	GZ
Hazy Jade	HJ
Honey Bee	HY
Light Tone	LG
Mardi Gras	MG
Misty Brown	MY
Nemo	NE
Nordic	ND
Purple Haze	PH
Rubber Ducky	RK
Sand	SA
Surf's Up	SP
Twilight Shadow	TI
Ultra Blue	UB
Warm Grey	WG
Zesty Lime	ZL

Frame Color - Outdoor

Outdoor Black	ODBL
Outdoor Blue Grey	ODGR
Outdoor Cayenne	ODCY
Outdoor Cool Grey	ODCG
Outdoor Mardi Gras	ODMG
Outdoor Misty Brown	ODMY
Outdoor Nemo	ODNE
Outdoor Nordic	ODND
Outdoor Purple Haze	ODPH
Outdoor Rubber Ducky	ODRK
Outdoor Sand	ODSA
Outdoor Hazy Jade	ODHJ
Outdoor Surf's Up	ODSP
Outdoor Ultra Blue	ODUB
Outdoor Warm Grey	ODWG
Outdoor Zesty Lime	ODZL

Surface Finish - Laminate

Belair	LBQ
Biltmore Cherry	LBT
Black	LBK
Brighton Walnut	LBW
Canyon Zephyr	LCA
Castle Oak	LCO
Casual Linen	LCU
Cherry Storm	LCX
Classic Linen	LCI
Cloud Zephyr	LCL
Cocobala	LCC
Crisp Linen	LRI
Desert Zephyr	LDZ
Dove Grey	LDG
Fired Steel	LIL
Flax Linen	LXF
Florence Walnut	LFC
Forged Steel	LOL
Friston Ash	LFH
Frosty White	LFW
Graphite Nebula	LGN
Grey	LGE
High Rise	LHE
Hollyberry	LHY
Irish Linen	LIH
Island	LID
Italian Silver Ash	LIT
Kensington Maple	LKM
Lapis Blue	LLB
Markerboard White	LMK
Misted Zephyr	LMR
Monticello Maple	LMT
Nickel Evolv	LNV
North Sea	LNA
Ocean	LON
Pearl Bisque	LPB
Pearl Silver	LPS
Pressed Linen	LPR
River Cherry	LRY
Rugged Linen	LRG
Satin Stainless	LSS
Shadow Zephyr	LSR
Silicon evolv	LSV
Sterling Ash	LAZ
Tailored Linen	LTL
Titanium evolv	LTV
White Nebula	LWL
White Sand	LWN
Windsor Mahogany	LWY

Table Edge Color

Black	EBL
Blue Grey	EGR
Brown	EBR
Frosty White	EFW
Light Tone	ELG
Sand	ESA
Warm Grey	EWG

Finish Cards
View color swatches for items listed within this document.

Paints **Wood/Veneer** **Molded Edges** **Hard Plastics**
Plastics/Poly **Laminates** **Edge Styles** **Glass**

Certain options referenced may not be available on GSA Schedule.

Promenade® Seating System
Tandem Seating

Promenade® Seating System
Tandem Seating

	MODEL	W x D x H	MODEL NUMBER Basic Model	Table Style	Frame Color	Surface Finish	Edge Color	Upholstery Color	Fire Code	Approx. Packaged Weight	Delivered Pricing	Delivered Pricing Fabric Grade 1 & C.O.M.	Delivered Pricing Fabric Grade 2	Delivered Pricing Fabric Grade 3	Delivered Pricing Vinyl Group 2V	Delivered Pricing Pallas Fabric Group P0	Delivered Pricing Pallas Fabric Group P1	Delivered Pricing Pallas Fabric Group P2	Delivered Pricing Pallas Fabric Group P3	Delivered Pricing Pallas Fabric Group P4	TB133 add to list price
	**SEAT - Armless Unupholstered with Movable Base** • Seats and tables clamp to mounting beam. Tables interchange with seats anywhere on the beam • Laminate tables are full size, 22-1/2" D x 21" W	45 x 26 x 32"	PRM2/S1/1T	□□	□□	□□□	□□□			107.0#	$ 2418										N/A
		45 x 26 x 32"	PRM2/S2/0T		□□					72.0#	2118										N/A
		69 x 26 x 32"	PRM3/S2/1T	□□	□□	□□□	□□□			135.0#	3114										N/A
		69 x 26 x 32"	PRM3/S3/0T		□□					99.0#	2811										N/A
		93 x 26 x32"	PRM4/S3/1T	□□	□□	□□□	□□□			163.0#	3807										N/A
		93 x 26 x32"	PRM4/S4/0T		□□					127.0#	3503										N/A
PRM2																					
PRM3																					
PRM4																					
	**SEAT - Armless Upholstered with Movable Base** • Seats and tables clamp to mounting beam. Tables interchange with seats anywhere on the beam • Laminate tables are full size, 22-1/2" D x 21" W • Foam pads on upholstered units for additional comfort in interior settings. May be removed for cleaning or reupholstery	45 x 26 x 32"	PRM2U/S1/1T	□□	□□	□□□	□□□	□□□□□	□□□	119.0#	N/A	$ 3020	$ 3241	$ 3272	$ 3272	$ 3122	$ 3136	$ 3210	$ 3282	$ 3359	$ 202
		45 x 26 x 32"	PRM2U/S2/0T		□□			□□□□□	□□□	83.0#	N/A	2715	2942	2970	2970	2796	2828	2905	2980	3054	202
		69 x 26 x 32"	PRM3U/S2/1T	□□	□□	□□□	□□□	□□□□□	□□□	153.0#	N/A	4010	4355	4397	4397	4157	4187	4302	4413	4529	305
		69 x 26 x 32"	PRM3U/S3/0T		□□			□□□□□	□□□	117.0#	N/A	3707	4048	4089	4089	3836	3884	3995	4109	4225	305
		93 x 26 x 32"	PRM4U/S3/1T	□□	□□	□□□	□□□	□□□□□	□□□	187.0#	N/A	5008	5459	5517	5517	5197	5243	5392	5541	5691	405
		93 x 26 x 32"	PRM4U/S4/0T		□□			□□□□□	□□□	151.0#	N/A	4704	5154	5207	5207	4877	4936	5087	5238	5389	405
PRM2U																					
PRM3U																					
PRM4U																					
			Ⓐ	Ⓑ	Ⓒ	Ⓓ	Ⓔ	Ⓕ	Ⓖ												

HOW TO ORDER

Indicate the following information on order form:
1. Quantity of each item.
2. Model number, including options. See "How To Build a Model Number".
3. Any special service required.

Note: • The □ indicates that a choice is required.
- The absence of the □ indicates that no choice is required.
- Alpha-numeric characters in place of □ indicate that no other alternatives are available.

HOW TO BUILD A MODEL NUMBER

Ⓐ Select basic model.

Ⓑ Select table style.

SL	- Square laminate
SM	- Square Metal; add $193

Ⓒ Select frame color.
Refer to the **Product Color Options** page in this price list.
Outdoor finishes can be ordered on unupholstered units without tables and unupholstered units with metal tables.

Ⓓ Select surface finish.
Refer to the **Product Color Options** page in this price list.
Surface finish offerings are based on edge style selections.

Ⓔ Select table edge color.
Refer to the **Product Color Options** page in this price list.
Edge color offerings are based on edge style selections.

Ⓕ Select upholstery grade/color
Refer to **ki.com/fabrics**

Ⓖ Select fire code.

NFR	- Compliance to TB 117-2013
FR	- Compliance to TB 133

See pricing column for TB133 upcharge.

FINISH INFORMATION

C.O.M. and C.O.V. Upholstery
For 10 seats or less, supply the following:

Seats require 3/4 yard of 54" wide nondirectional fabric or vinyl.

For 11 or more seats or pattern or directional material, see "ordering C.O.M, C.O.V. and C.O.L." section.

California TB133 Fire Safety Code
The above seating products can be manufactured using the appropriate flame retardant materials and fabric selections for compliance to California Technical Bulletin 133.
Add FR to end of model number.
Add Upcharge.

OPTIONS

Outdoor Coating
For unupholstered units without tables and unupholstered units with metal tables the outdoor coating upcharges are:
2 place = $206
3 place = $285
4 place = $350

SPECIAL SERVICES

Special Carton Marking

With specially marked information	N/C

Shipping
Ships **knocked down, FOB Bonduel, WI 54107, freight prepaid.** Freight class 125.

Specifications and prices are subject to change without prior notice.

Promenade® Seating System
Tandem Seating

Promenade® Seating System
Tandem Seating

	MODEL	W x D x H	MODEL NUMBER: Basic Model	Table Style	Frame Color	Surface Finish	Edge Color	Approx. Packaged Weight	Delivered Pricing
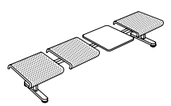	**BENCH - Armless Unupholstered with Movable Base** • Benches and tables clamp to mounting beam. Tables interchange with benches anywhere on the beam • Laminate tables are full size, 22-1/2" D x 21" W	45 x 26 x 32"	PRM2/B1/1T	□□	□□	□□□	□□□	107.0#	$ 2418
		45 x 26 x 32"	PRM2/B2/0T		□□			72.0#	2118
		69 x 26 x 32"	PRM3/B2/1T	□□	□□	□□□	□□□	135.0#	3114
		69 x 26 x 32"	PRM3/B3/0T		□□			99.0#	2811
		93 x 26 x32"	PRM4/B3/1T	□□	□□	□□□	□□□	163.0#	3807
		93 x 26 x32"	PRM4/B4/0T		□□			127.0#	3503
PRM2									
PRM3									
PRM4									
			Ⓐ	Ⓑ	Ⓒ	Ⓓ	Ⓔ		

HOW TO ORDER

Indicate the following information on order form:
1. Quantity of each item.
2. Model number, including options. See "How To Build a Model Number".
3. Any special service required.

Note: • The □ indicates that a choice is required.
• The absence of the □ indicates that no choice is required.
• Alpha-numeric characters in place of □ indicate that no other alternatives are available.

HOW TO BUILD A MODEL NUMBER

Ⓐ Select basic model.

Ⓑ Select table style.

SL	- Square laminate
SM	- Square Metal; add $193

Ⓒ Select frame color.
Refer to the **Product Color Options** page in this price list.
Outdoor finishes can be ordered on unupholstered units without tables and unupholstered units with metal tables.

Ⓓ Select surface finish.
Refer to the **Product Color Options** page in this price list.
Surface finish offerings are based on edge style selections.

Ⓔ Select table edge color.
Refer to the **Product Color Options** page in this price list.
Edge color offerings are based on edge style selections.

OPTIONS

Outdoor Coating
For unupholstered units without tables and unupholstered units with metal tables the outdoor coating upcharges are:
2 place = $206
3 place = $285
4 place = $350

SPECIAL SERVICES

Special Carton Marking

With specially marked information	N/C

Shipping
Ships **knocked down, FOB Bonduel, WI 54107, freight prepaid.** Freight class 125.

Specifications and prices are subject to change without prior notice.

Promenade® Seating System
Seating Components

Promenade® Seating System
Seating Components

	MODEL	Features	W x D x H	MODEL NUMBER Basic Model	Frame Color	Upholstery Color	Fire Code	Approx. Packaged Weight	Delivered Pricing	Delivered Pricing Fabric Grade 1 & C.O.M.	Delivered Pricing Fabric Grade 2	Delivered Pricing Fabric Grade 3	Delivered Pricing Vinyl Group 2V	Delivered Pricing Pallas Fabric Group P0	Delivered Pricing Pallas Fabric Group P1	Delivered Pricing Pallas Fabric Group P2	Delivered Pricing Pallas Fabric Group P3	Delivered Pricing Pallas Fabric Group P4	TB133 add to list price
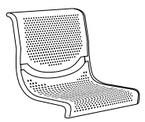 HRDPT PROMU	**Armless Seat** • Heavy gauge perforated steel backrest and seat welded to tubular steel frame • Seats clamp to mounting beam and may be interchanged with full size tables • Foam pads on upholstered units for additional comfort in interior settings. May be removed for cleaning or reupholstery • Seat price includes mounting beam	Perforated Steel Seat	21 x 22-1/2 x 16”	PRMSEAT	□□			24.0#	$ 696										N/A
		(w/Outdoor Coating)	21 x 22-1/2 x 16”	PRMSEAT.OD	□□			24.0#	760										N/A
		Upholstered Seat	21 x 22-1/2 x 16”	PRSB	□□	□□□□□	□□□	30.0#	N/A	997	1110	1119	1119	1037	1051	1093	1127	1168	99
 HRDPT	**Bench Seat** • Heavy gauge perforated steel seat welded to tublular steel frame • Seats clamp to mounting beam and may be interchanged with full size tables • Seat price includes mounting beam	Perforated Steel Bench	21 x 26 x 32”	PRMBENCH	□□			20.0#	$ 696										N/A
		(w/Outdoor Coating)	21 x 26 x 32”	PRMBENCH.OD	□□			20.0#	760										N/A
				Ⓐ	Ⓑ	Ⓒ	Ⓓ												

HOW TO ORDER

Indicate the following information on order form:
1. Quantity of each item.
2. Model number, including options. See “How To Build a Model Number”.
3. Any special service required.

Note: • The □ indicates that a choice is required.
- The absence of the □ indicates that no choice is required.
- Alpha-numeric characters in place of □ indicate that no other alternatives are available.

HOW TO BUILD A MODEL NUMBER

Ⓐ Select basic model.

Ⓑ Select frame color.
Refer to the **Product Color Options** page in this price list.

Ⓒ Select upholstery grade/color
Refer to **ki.com/fabrics**

Ⓓ Select fire code.

NFR	- Compliance to TB 117-2013
FR	- Compliance to TB 133

See pricing column for TB133 upcharge.

FINISH INFORMATION

C.O.M. and C.O.V. Upholstery
For 10 seats or less, supply the following:

Seats require 3/4 yard of 54” wide nondirectional fabric or vinyl.

For 11 or more seats or pattern or directional material, see “ordering C.O.M, C.O.V. and C.O.L.” section.

California TB133 Fire Safety Code
The above seating products can be manufactured using the appropriate flame retardant materials and fabric selections for compliance to California Technical Bulletin 133.
Add FR to end of model number.
Add Upcharge.

OPTIONS

Outdoor Coating
For unupholstered units without tables and unupholstered units with metal tables the outdoor coating upcharges are:
2 place = $206
3 place = $285
4 place = $350

SPECIAL SERVICES

Special Carton Marking

With specially marked information	N/C

Shipping
Ships **knocked down, FOB Bonduel, WI 54107, freight prepaid.** Freight class 125.

Specifications and prices are subject to change without prior notice.

Promenade® Seating System
Arm and Base Components

Promenade® Seating System
Arm and Base Components

	MODEL	Features	MODEL NUMBER: Basic Model	MODEL NUMBER: Frame Color	Approx. Packaged Weight	Delivered Pricing
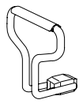	**Universal Loop Arm** • May be used individually or in pairs between each pair of seats • Clamps to beam and is secured with bolts. Removable • Arm has black high-impact rigid polypropylene armrest permanently attached	Tubular Steel Armrest	PRMLA	☐☐	7.0#	$ 173
		(w/Outdoor Coating)	PRMLA.OD	☐☐	7.0#	185
HRDPT						
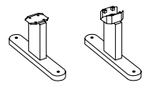 PRMFOBASE PRMFBASE 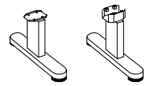 PRMMOBASE PRMMBASE	**Freestanding Base** • Heavy gauge tubular steel column. Cast aluminum leg with adjustable glides • Clamps to beam directly or may be used for clamping to seats or tables and the beam. Secured with bolts. Removable • Base is drilled for anchoring bolts when fixed base option is specified • Inboard base sits directly under center of seat • Outboard base can be attached at any location on the beam	Fixed Inboard Base	PRMFBASE	☐☐	10.0#	$ 401
		(w/Outdoor Coating)	PRMFBASE.OD	☐☐	10.0#	440
		Fixed Outboard Base	PRMFOBASE	☐☐	10.0#	401
		(w/Outdoor Coating)	PRMFOBASE.OD	☐☐	10.0#	440
		Movable Inboard Base	PRMMBASE	☐☐	10.0#	363
		(w/Outdoor Coating)	PRMMBASE.OD	☐☐	10.0#	402
		Movable Outboard Base	PRMMOBASE	☐☐	10.0#	363
		(w/Outdoor Coating)	PRMMOBASE.OD	☐☐	10.0#	402
HRDPT						
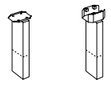 PRMEOBASE PRMEBASE	**Embedded Base** • Heavy gauge tubular steel column has extra length. • Clamps to beam directly or may be used for clamping to seats or tables and the beam. Secured with bolts. Removable	Embedded in Concrete Inboard	PRMEBASE	☐☐	8.0#	$ 236
		(w/Outdoor Coating)	PRMEBASE.OD	☐☐	8.0#	260
		Embedded in Concrete Outboard	PRMEOBASE	☐☐	8.0#	236
		(w/Outdoor Coating)	PRMEOBASE.OD	☐☐	8.0#	260
HRDPT						

Ⓐ Ⓑ

HOW TO ORDER

Indicate the following information on order form:
1. Quantity of each item.
2. Model number, including options. See "How To Build a Model Number".
3. Any special service required.

Note: • The ☐ indicates that a choice is required.
- The absence of the ☐ indicates that no choice is required.
- Alpha-numeric characters in place of ☐ indicate that no other alternatives are available.

HOW TO BUILD A MODEL NUMBER

Ⓐ Select basic model.

Ⓑ Select frame color.
Refer to the **Product Color Options** page in this price list.

OPTIONS

Outdoor Coating
For unupholstered units without tables and unupholstered units with metal tables the outdoor coating upcharges are:
2 place = $206
3 place = $285
4 place = $350

SPECIAL SERVICES

Special Carton Marking

With specially marked information	N/C

Shipping
Ships **knocked down, FOB Bonduel, WI 54107, freight prepaid.** Freight class 125.

Specifications and prices are subject to change without prior notice.

Promenade® Seating System
Arm and Base Components

Promenade® Seating System
Arm and Base Components

	MODEL	Features	MODEL NUMBER Basic Model	MODEL NUMBER Frame Color	Approx. Packaged Weight	Delivered Pricing
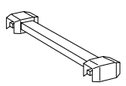	**Back-to-Back Ganging Bar** • Connects two units back to back		87.6232	□□	5.0#	$ 143
		(w/Outdoor Coating)	87.6232.OD	□□	5.0#	153
HRDPT						
	Wallsaver Extension		PWSE.BL		1.0#	$ 80
HRDPT	• Heavy gauge steel, held in place by rear glide • Available in black only • Order one Wallsaver Extension per base (2-place, 3-place, and 4-place units each have Qty (2) bases; Each unit would need Qty (2) Wallsaver Extensions					
			Ⓐ	Ⓑ		

HOW TO ORDER

Indicate the following information on order form:
1. Quantity of each item.
2. Model number, including options. See “How To Build a Model Number”.
3. Any special service required.

Note: • The □ indicates that a choice is required.
- The absence of the □ indicates that no choice is required.
- Alpha-numeric characters in place of □ indicate that no other alternatives are available.

HOW TO BUILD A MODEL NUMBER

Ⓐ Select basic model.

Ⓑ Select frame color.
Refer to the **Product Color Options** page in this price list.

OPTIONS

Outdoor Coating
For unupholstered units without tables and unupholstered units with metal tables the outdoor coating upcharges are:
2 place = $206
3 place = $285
4 place = $350

SPECIAL SERVICES

Special Carton Marking

With specially marked information	N/C

Shipping
Ships **knocked down, FOB Bonduel, WI 54107, freight prepaid.** Freight class 125.

Specifications and prices are subject to change without prior notice.

Promenade® Seating System
Beam Mounted Tables

Promenade® Seating System
Beam Mounted Tables

	Features	W x D x H	MODEL NUMBER Basic Model	Table Finish	Table Surface	Edge Color	Approx. Packaged Weight	Delivered Pricing
	Full Size Perforated Steel	21 x 22-1/2 x 16”	PRMSMT	□□			34.0#	$ 695
	(w/Outdoor Coating)	21 x 22-1/2 x 16”	PRMSMT.OD	□□			34.0#	758
	Full Size Plastic Laminate	21 x 22-1/2 x 16”	PRMSLT	□□	□□□	□□□	15.0#	456
HRDPT								
PMSL								
Beam Mounted Inline Full Size Tables								
• Tables clamp to mounting beam and are secured with bolts • Full size table may be interchanged with seat or bench • Table price includes mounting beam • Plastic laminate tables are suitable for indoor applications only								
	Connects to 1 Freestanding Unit, Perforated Steel	30 x 30 x 16”	PRMSMTLO	□□			90.0#	$ 1545
	(w/Outdoor Coating)	30 x 30 x 16”	PRMSMTLO.OD	□□			90.0#	1696
	Connects 2 Freestanding Units, Perforated Steel	30 x 30 x 16”	PRMSMTL	□□			90.0#	1612
	(w/Outdoor Coating)	30 x 30 x 16”	PRMSMTL.OD	□□			90.0#	1772
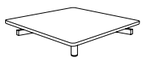	Connects to 1 Freestanding Unit, Laminate	30 x 30 x 16”	PRMSLTLO	□□	□□□	□□□	66.0#	866
	Connects 2 Freestanding Units, Laminate	30 x 30 x 16”	PRMSLTL	□□	□□□	□□□	66.0#	1590
HRDPT								
PMSC								
Beam Mounted Corner Table								
• Heavy gauge steel surface welded to a tubular steel frame • Tables clamp to mounting beam and are secured with bolts • Joins two units at right angles • May be attached to one unit at end • When specifying, units to be attached must be identified • Includes corner table leg and mounting beam extensions • Outboard bases must be ordered separately (1 per connection)								
			Ⓐ	Ⓑ	Ⓒ	Ⓓ		

HOW TO ORDER

Indicate the following information on order form:
1. Quantity of each item.
2. Model number, including options. See “How To Build a Model Number”.
3. Any special service required.

Note: • The □ indicates that a choice is required.
• The absence of the □ indicates that no choice is required.
• Alpha-numeric characters in place of □ indicate that no other alternatives are available.

HOW TO BUILD A MODEL NUMBER

Ⓐ Select basic model.

Ⓑ Select table color.
Refer to the **Product Color Options** page in this price list.

Ⓒ Select laminate surface color.
Refer to the **Product Color Options** page in this price list.

Ⓓ Select edge color.
Refer to the **Product Color Options** page in this price list.
Edge color offerings are based on edge style selections.

OPTIONS

Outdoor Coating
For unupholstered units without tables and unupholstered units with metal tables the outdoor coating upcharges are:
2 place = $206
3 place = $285
4 place = $350

SPECIAL SERVICES

Special Carton Marking

With specially marked information	N/C

Shipping
Ships **knocked down, FOB Bonduel, WI 54107, freight prepaid.** Freight class 125.

Specifications and prices are subject to change without prior notice.

1330 Bellevue Street
P.O. Box 8100
Green Bay, WI 54308-8100
800.424.2432
ki.com

KI and Furnishing Knowledge are registered trademarks of Krueger International, Inc.

© 2020 Krueger International, Inc.
All Rights Reserved.
Code KI-PLW-000243/KI/PDF



Furnishing Knowledge®

RESIDENCE HALL FURNITURE

PRICE LIST

January 3, 2011

Update October 3, 2022

800.424.2432

Contents

Refer to KI Terms & Conditions document or visit ki.com.

Contents

Refer to KI Terms & Conditions document or visit ki.com.

Ordering COM, COL and COV

Information 3

RoomScape® Furniture

General Information 4
Dimensions 5
Product Color Options 6
Beds (complete) 7
Bed Components (for after-market retrofit only) 9
Worksurfaces and Tackboards 11
Hang-on Storage Units 12
Lighting Accessories 13
Computer Accessories and Center Drawer 15
Storage Pedestals with Steel Front 16
Storage Pedestals w/Woodgrain Laminate Front/Top 17
Wardrobes with Steel Front 18
Wardrobes with Woodgrain Laminate Front 19
Dressers with Steel Front 20
Dressers with Woodgrain Laminate Front and Top 21

Ordering COM, COL and COV
Information

C.O.M. SHIPPING LOCATION

Architectural Walls
- Evoke ..... MN
- Genius Walls ..... MN

Casegoods
- Aristotle Tackboards ..... MN
- Likha Tackboards ..... MN

Classroom Furniture
- Intellect Wave Chairs ..... GB
- Learn2 ..... GB
- Ruckus ..... GB

Desking
- 700 Series Desking ..... KP
- Balance Overheads ..... MN
- Genesis Desking ..... MN
- True Desking ..... KP
- Universal Overheads ..... MN
- WorkZone Desking ..... MN

Files & Storage
- 700 Series Pedestal Cushion ..... GB
- Connection Zone Pads ..... BW
- U-Series Pedestal Cushion ..... GB
- Tattoo ..... BW

Fixed Seating
- Concerto Auditorium Seating ..... BW
- Single Pedestal Seating ..... GB
- Jury Base Seating ..... GB
- Lancaster Auditorium Seating ..... BW
- Sequence Seating ..... GB
- University Seating ..... GB

Panel Systems
- All Terrain ..... KP
- Balance Overheads ..... MN
- System 3000 ..... MN
- Universal Overheads ..... MN
- Wireworks ..... MN
- Unite ..... MN

Residence Hall Furniture
- RoomScape Furniture ..... MN

Screens
- All Terrain ..... KP
- Connection Zone ..... BW
- True/Volition ..... KP
- Genesis ..... KP
- Tattoo ..... MN
- Universal ..... BW

Seating
- 400 Series Folding Chairs ..... BW
- 600 Series Folding Chairs ..... BW
- 600 Series Stools ..... BW
- Affina Collection ..... HN
- Altus Task Chairs ..... GB
- Apply Stack Chairs ..... GB
- Auditorium Folding Chairs ..... BW
- Calida Lounge Seating ..... HN
- Diem Task Chairs ..... OM
- Doni Collection ..... GB
- FourC Seating ..... GB
- Gladly Lounge Seating ..... VQ
- Grazie Seating ..... GB
- Hiatus Sleeper Bench ..... HN
- Hub Modular Lounge Seating ..... HN
- Impress Task Chairs ..... OM
- Impress Ultra Task Chairs ..... OM
- Jessa Lounge Seating ..... HN
- Jubilee Lounge Seating ..... VQ
- Katera Guest Chair ..... GB
- Kurv Benches ..... HN
- LaResta Day Beds ..... HN
- LimeLite ..... GB
- Lyra Lounge Seating ..... HN
- Maestro Stack Chairs ..... GB
- Matrix Stack Chairs ..... GB
- Medical & Laboratory Stools ..... OM
- MyPlace Lounge Seating ..... HN
- MyWay Seating ..... HN
- Oath Task Chairs and Stools ..... GB
- Opt4 ..... GB
- Pilot Task Chairs ..... OM
- Promenade Seating System ..... BW
- Ruckus ..... GB
- Sela Lounge Seating ..... HN
- Sift Task Chairs ..... GB
- Signia Task Chairs and Stools ..... OM
- Soltice Metal Collection ..... HN
- Soltice Multiple, Healthcare & Guest ..... HN
- Soltice II Healthcare Seating ..... HN
- Strive Multiple, Stack & Task ..... GB
- Sway ..... BW
- Tattoo ..... HN
- Torsion-on-the-Go! Nesting Chairs ..... GB
- Torsion Air Stack and Task Seating ..... GB
- Zoetry ..... HN

KI Manufacturing Sites - Customer's Own Material Shipment Manufacturing Site Addresses

BW
KI Bonduel
Attn: COM Storage
204 West South St.
Bonduel, WI 54107

HN
KI High Point
Attn: COM Storage
217 Feld Avenue
High Point, NC 27263

MN
KI Manitowoc
Attn: COM Storage
1400 S. 41st St.
Manitowoc, WI 54220

VQ
KI
Attn: COM Fabrics
6892 Marlin Circle
La Palma, CA 90623

GB
KI Green Bay
Attn: COM Storage
1687 Westminster Drive - Gate 3
Green Bay, WI 54302

KP
KI Pembroke
Attn: COM Storage
1000 Olympic Dr.
Pembroke, Ontario K8A6X7

OM
KI
Attn: COM Storage
1110 S. Mildred Ave.
Ontario, CA 91761

© 2022 Krueger International Inc. All Rights reserved. Code KI-FF-000059/KI/PDF/0822

RoomScape® Furniture
General Information

SPECIFICATIONS

Bed
The bed is composed of: 1) bed frame ends, 2) caps, glides and stacking devices, 3) bed deck assembly, 4) lower horizontal reinforcing member (lofting applications only). See dimensions page for combination of components and dimensions.

Bed Frame Ends
Bed frame ends are fabricated of two heavy 14-gauge steel tubular uprights. A vertical slotted pattern on 1" centers is located on the front and back of each to accept and provide height adjustment of bed deck and hang-on components. Two 14-gauge uprights are joined by three horizontal 1- 1/4" round steel tubes which are welded to the tubular uprights to create a ladder effect. Electrostatically applied epoxy powder finishes applied for maximum durability.

Top Caps, Base Glides and Stacking Devices
Caps and glides are black molded nylon for maximum strength and are inserted into the ends of the vertical tubes of the bed frame ends. They utilize a friction fit so as to eliminate accidental dislodgement yet be capable of removal or installation when lofting or delofting beds.

Stacking devices are molded of black glass reinforced nylon for maximum torsional strength. They insert with friction fit into top and bottom of the bed frame ends to provide structural joinery for bunked or lofted beds.

Deck Assembly
The board deck frame assembly is composed of two 11-gauge steel rails with a series of hooks on each end that fasten into the vertical slots of the bed frame end. They are height adjustable from top to bottom anywhere along the vertical slot pattern of the upright. A side rail of 5/8" thick, 45-lb. density particle board with .030 high-pressure laminate face, .028 backer sheet and Polypropylene edge band is attached to the outside surface of the steel bed rails for a finished appearance. Four 16-gauge formed steel deck stringers drop into belt loop style embosses that are equally spaced on the bed rails. These deck stringers span between the two rails and support the solid bed deck. Electrostatically applied epoxy powder is applied for maximum durability.

The bed deck is composed of three 3/4" thick 45-lb. density particle board deck boards which have white melamine top and bottom surface to resist stains and to provide a light, finished appearance to the underside. They are edged banded with white Polypropylene. The deck boards lay in from above on top of the steel deck stringers and are captured at the ends of the bed to prevent sliding. The deck boards are 36-1/4W x 26-3/8"L and are universal end-to-end and top-to-bottom.

Spring Bed Deck Assembly
The spring bed assembly consists of an all steel riveted construction. Primarily, the perimeter frame is made with 1-1/2" x 2" x 5/32" thick angles and includes 4 – 1" x 11ga. corner gussets, 2 – 1" dia. cross tubes. The internal portion of the frame is designed for comfort; it consists of action arc z-hooks, (6) 8ga. and (10) 9ga. wire and is connected together by (36) 12ga. helical springs and (160) 12ga. wire links. Electrostatically applied epoxy powder is applied to the complete assembly for maximum durability. A side rail of 5/8" thick, 45-lb. density particle board with .030 high-pressure laminate face, .028 backer sheet and Polypropylene edge band is attached to the outside surface of the steel bed rails for a finished appearance, the11-gauge steel bed rails have a series of hooks on each end to fasten into the vertical slots of the bed frame end.

Sleeping Surfaces
Sleeping surface (or mattress size) is 36" x 80". 13-gauge contract unit, boric acid felt each side, insulator pad each side, 7" thick, foam corners with black polyester tape. Cover is flanged and hog ringed to unit coils to hold insulation in proper place. Mattresses are wrapped in 4mm plastic film. Meets Federal Government Flammability Standards DOC FF4-72. Covering-210 Denier nylon Oxford/urethane coating. Bed bug resistant.

Lower Reinforcing Member
The lower reinforcing member is positioned at the lower back side of a loft bed assembly to provide structural integrity. It is a 1" thick x 7-9/16"H x 80"L fabricated box section comprised of 18-gauge and 11-gauge steel with a series of hooks on each end for attachment to the bed frame ends. It is not required for single or bunk bed configurations. It is coated with electrostatically applied epoxy powder for maximum durability.

Anti-racking Bar
The Universal Anti-racking Bar is made from 16 Gage round steel tube and 14 gage bracketry to lock it into the patterned slots of the bed ends. Each end of the anti-racking bar has brackets with teeth that mount it into the bend end slots and locks that secure it from being dislodged. The lock is secured with tightening of a hand wheel screw.

Hang-on Worksurfaces
Worksurfaces are constructed of 45-lb. high density particle board laminated with .030 face sheet and .028 backer sheet of high-pressure laminate. Polypropylene edges provide optimal durability.

Worksurfaces are supported by two 14- gauge drawn steel cantilever brackets which hook into the slotted channels of the bed uprights. This provides height adjustability to suit the comfort of the student. Brackets are designed to prevent accidental dislodgement. A 1-1/8"H x 2-1/8"W cutout is located in the upper rear corner of each bracket to allow cables from the worksurface to drop over the edge and pass through the bracket.

PowerUp® option provides two grounded power outlets and voice and data terminal connections locations. Standard with 9" grounded cord. One PowerUp® module centered left to right at the rear of the surface.

Hang-on Tack boards
The tackboard is constructed of fabric upholstered 3/4" thick industrial grade micore. It is attached to an 11-gauge powder-coated steel back which incorporates hooks for hanging on the bed frame end.

Hang-on Megasurface
Megasurfaces are constructed the same as regular hang-on worksurfaces but are composed of two 15" x 37" x 40" x 18" corner surfaces to provide maximum worksurface ideal for computers. The surfaces span the full length under the loft and have a concave edge on the user side creating a wrap around effect. A full-length tackboard 80"L x 16"H is included providing tackable space and worksurface support.

PowerUp® option provides two grounded power outlets and voice and data terminal connections locations. Standard with 9" grounded cord. Two PowerUp® modules provided, one in each rear corner.

Hang-on Shelf Unit
End panels of the shelf are particle board covered by .030 high-pressure laminate with the edge banded by matching Polypropylene edge banding. The steel bottom shelf is 16-gauge steel, powder-coat paint. The steel back is 11-gauge and incorporates hooks to hang the shell at the desired height from the bed frame. Hook design prevents accidental dislodging.

Task Light
UL Listed task light attaches to the flange on the underside of shelf or flipper door cabinet. Includes a 15 watt cool white lamp and 8" cord with grounded plug. Included 16" cord manager attaches to slotted channel in bed frame and manages cables above or below worksurface. Black only.

Mobile and Freestanding Pedestal
One piece 20-gauge steel shell with enclosed 20-gauge top. 22-gauge, 3-piece welded drawers with multiple offsets providing maximum strength and moisture resistance. Heavy-duty steel ball-bearing drawer suspensions. Lock options: no lock, "Top drawer only" lock which provides security to the top drawer via user supplied padlock, or double bitted/removable core key lock (on steel front units only). Freestanding units supplied with counterbalance weight. Mobile units have caster located in bottom of lower drawer front to prevent forward tipping. Painted with high-quality baking enamel. Four heavy-duty casters (2 locking) provide mobility for mobile pedestals.

Steel front pedestals have 20-gauge, double wall fronts with integral drawer pull. Front painted to match the pedestal shell.

Pedestals with woodgrain laminate front & top have 3/4" thick fronts and top constructed of particle board core with high-pressure laminate surface. Edges of top, and drawer front sides are banded with matching Polypropylene for added durability. Bottom and top edges of drawer fronts are banded with matching 1mm Polypropylene for a tight, clean fit between drawers. Drawer pull is 8"W, 16-gauge steel, waterfall design painted to match the pedestal shell. Grain direction on top is side-to-side, on drawer fronts is vertical.

Hang-on Drawer Unit
Construction is same as hang-on flipper door unit except two drawer fronts are attached to powder-coated steel drawer bodies. Drawer operates on heavy-duty multistage steel ball-bearing suspension. Double bitted removable core lock.

Freestanding Wardrobe Unit
Shell is constructed of 20-gauge steel. Uprights and top and bottom reinforcements are welded into a rigid "box frame." Two 18- gauge reinforcements located along the bottom front and back of cabinet house four threaded weldnuts to accept adjustable leveling glides. 18-gauge top reinforcement. Lock options: no-lock, "Top Drawer only" lock which provides security to the top. Drawer of combination wardrobes via user supplied padlock, or double bitted/removable core key lock. Drawers are 20-gauge steel with slotted bottoms for ventilation. Heavy-duty steel ball-bearing drawer suspensions. Painted with high-quality baking enamel.

Steel fronts units have 20-gauge drawer fronts and doors (double wall) with integral pulls. Fronts painted to match the wardrobe shell.

Wardrobes with woodgrain laminate front have 3/4" thick doors and drawer fronts constructed of particle board core with high-pressure laminate surface. All horizontal edges are banded with matching 1mm Polypropylene for a tight clean fit, with all vertical edges banded with matching Polypropylene for added durability. Drawer pull is 8"W, 16-gauge steel, waterfall design painted to match the wardrobe shell. Door pulls are located at top of doors and are same design as on drawer but with half located on each door. Grain direction is vertical.

Stack-on Wardrobe
Construction of case and doors is same as wardrobe unit. This unit is intended to stack on top of wardrobe unit to provide additional storage and is reversible to face forward or backward. Power cord exits are located on each side. Thumb screw attachment method provides easy yet positive attachment to top of wardrobe unit. Locking is optional. Painted with high-quality baking enamel. Door pull on woodgrain laminate door is at bottom and inverted.

Freestanding Dressers
Shell is constructed of 20-gauge steel with seamless back and top with reinforced corners. Heavy-duty steel ball-bearing drawer suspensions. Lock options: no-lock, "Top Drawer Only" lock which provides security to the top drawer via user supplied padlock, or double bitted/removable core key lock which locks all drawers (on steel drawer front units only). Painted with high-quality baking enamel.

Steel front dressers have drawer fronts of 20-gauge steel with integral pulls. Front painted to match the dresser case.

Wardrobes with woodgrain laminate front and top have 3/4" thick front and top constructed of particle board core with high-pressure laminate surface. Edges of top and drawer front sides are banded with matching Polypropylene for added durability. Bottom and top edges of drawer fronts are banded with 1mm matching Polypropylene for a tight clean fit. Drawer pull is 8"W, 16-gauge steel waterfall design painted to match the pedestal shell. Grain direction on top is left to right, on drawer fronts is vertical.

Keyboard Tray
Mounts under hang-on worksurface to provide access and storage for computer keyboards. Molded black plastic surface with molded palm rest operates on steel ball-bearing telescopic suspensions.

CPU Sling
Mounts under hang-on worksurface to provide access and storage for CPU, freeing up worksurface space. Straps have positive locking clamps. Provides 5-1/2" of travel and 359° swivel. Accommodates CPU with maximum circumference of 65". Maximum weight capacity is 75-lbs. Available in black only.

Center Drawer
Mounts under hang-on worksurface or mega-surface. Formed of molded plastic with compartment for pencils, paper clips etc. Non-locking. Operates on a formed suspension with ball bearing glides for smooth operation.

Pedestal and Freestanding Dresser Tops For Steel Front Units
Constructed of particle board core with .030 face sheet and .028 backer sheet of high-pressure laminate. Polypropylene edges for optimal durability. Tops are installed on pedestals or freestanding dressers in the field by use of factory applied double-sided tape.

Ladder Assembly
Construction consists of 16ga. steel support bracket which hooks over the top edge of the beds with side rail or under and around spring bed side frame. The ladder assembly is constructed of two 75" upright 1" x 2" x 16ga. seamless rectangular tubes with five 3/4" x 1-1/2" x 14ga. seamless flat oval tubes, which form the rungs. Rungs are inserted into the rectangular uprights and a #10 threaded rod is inserted through the rungs and drawn up from each end via stay-fast Allen head joint nuts. A RH and LH bottom-mounting bracket is supplied to secure bottom of ladder when used without a lower bed. The brackets are made of 11ga. steel and attached to the ladder with a 1/4"-20 thumb screw. The bracket hooks into the bed frame ends via adjustable notches. Ladder and support brackets are coated with electrostatically applied powder-coated for maximum durability.

Bed Safety Bar
Constructed of 14-gauge steel plate which mounts to the inside of the bed deck side rail, and 1"o.d.-14-gauge seamless steel tube which extends above the bed deck to provide additional safety for the sleep area. Epoxy powder coated for maximum durability.

INFORMATION

Warranty
See"Terms" for general information.

Fabric
Fabric will be applied as swatched by the fabric manufacturer. Fabric that is required to be applied differently than is swatched will need a Product Modification Request written specifying the direction the fabric is to be applied. The posted standard lead time will apply to the Product Modification Request.

RoomScape® Furniture
Dimensions

Beds are composed of the following combinations of these components with the resulting assembled dimensions.

	Single Bed	Bunk Bed	Loft Bed
Bed Frame Ends	2	4	4
Top Caps	4	4	4
Base Glides	4	4	4
Stacking Devices	–	4	4
Bed Deck Assembly	1	2	1
Lower Reinforcing Member	–	–	1
Assembled Dimensions:			
Height:	39 3/8"	78 3/8"	78 3/8"
Length:	86"	86"	86"
Width:	38 7/8"	38 7/8"	38 7/8"
Maximum clearance under bed:	31"	–	69 3/4"

Components	Dimensions		
	W	D	H
Bed Safety Bar	55"	1"	8 1/4"
Ladder	15"	2"	75"
Hang-on Worksurface	38"	24"	1 1/4"
Drop-leaf Surface	18"	24"	1 1/4"
Hang-on Tackboard	36"		16"
Hang-on Megasurface	(2)		15" front edge x 37" outside edge x 40" rear edge x 18" inside edge
Drafting Board	30"	24"	5/8"
Hang-on Shelf Unit	36"	13 3/8"	15 3/8"
Hang-on Flipper Door Unit	36"	14 1/8"	15 3/8"
Hang-on 2-Drawer Unit	36"	14 1/8"	15 3/8"
Hang-on Clothes Rack	36"	13 5/8"	9 1/8"
Task Light	20"	7"	2"
Keyboard Tray	22 5/8"	12"	3"
Center Drawer	17 7/8"	17"	2 1/2"
Mobile Pedestal (Box/Box/File) with steel front	15"	21 5/8"	27 5/8"
Mobile Pedestal (Box/Box/File) with woodgrain laminate front & top	15"	21 5/8"	27 3/8"
Mobile Pedestal (Pencil/Box/File) with steel front	15"	21 5/8"	24 11/16"
Mobile Pedestal (Pencil/Box/File) with woodgrain laminate front & top	15"	21 5/8"	25 7/16"
Fixed Pedestal (Box/Box/File) with steel front	15"	21 5/8"	25 5/16"
Fixed Pedestal (Box/Box/File) with woodgrain laminate front & top	15"	21 5/8"	26 1/16"
Fixed Pedestal (Pencil/Box/File) with steel front	15"	21 5/8"	22 1/4"
Fixed Pedestal (Pencil/Box/File) with woodgrain laminate front & top	15"	21 5/8"	23 1/8"
Pedestal Top (for steel front units)	15"	21 5/8"	25 5/8"
Freestanding Wardrobe Unit (18" D.) with steel front	36"	18"	76"
Freestanding Wardrobe Unit (18" D.) with woodgrain laminate front	36"	18 7/8"	76"
Freestanding Wardrobe Unit (24" D.) with steel front	36"	24"	76"
Freestanding Wardrobe Unit (24" D.) with woodgrain laminate front	36"	24 7/8"	76"
Stack-on Wardrobe (18" D) with steel front	36"	18"	17 13/16"
Stack-on Wardrobe (18" D) with woodgrain laminate front	36"	18 7/8"	17 13/16"
Stack-on Wardrobe (24" D) with steel front	36"	24"	17 13/16"
Stack-on Wardrobe (24" D) with woodgrain laminate front	36"	24 7/8"	17 13/16"

Components	Dimensions		
	W	D	H
Freestanding Dresser 6, 9, 10 1/2" H. Drawers with steel front	36"	18"	28 17/32"
Freestanding Dresser 6, 9, 10 1/2" H. Drawers with woodgrain laminate front & top	36"	18 7/8	29 9/32"
Freestanding Dresser 3 each 10 1/2" H. Drawers with steel front	36"	18"	34 21/32"
Freestanding Dresser 3 each 10 1/2" H. Drawers with woodgrain laminate front & top	36"	18 7/8	35 13/32"
Freestanding Dresser 4 each 10 1/2" H. Drawers with steel front	36"	18"	45 3/8"
Freestanding Dresser 4 each 10 1/2" H. Drawers with woodgrain laminate front & top	36"	18 7/8	46 1/8"
Freestanding Dresser 5 each 10 1/2" H. Drawers with steel front	36"	18"	56 3/32"
Freestanding Dresser 5 each 10 1/2" H. Drawers with woodgrain laminate front & top	36"	18 7/8	56 27/32"
Freestanding Dresser Top (For steel front units)	36"	18"	5/8"

RoomScape® Furniture
Product Color Options

Surface Finish--Laminate

Belair	LBQ
Biltmore Cherry	LBT
Brighton Walnut	LBW
Castle Oak	LCO
Cherry Storm	LCX
Cocobala	LCC
Friston Ash	LFH
Kensington Maple	LKM
Monticello Maple	LMT
River Cherry	LRY
Sterling Ash	LAZ
Windsor Mahogany	LWY

Paint Color

Black	BL
Blue Grey	GR
Bronze Metallic	ZM
Cayenne	CY
Champagne Metallic	CM
Cool Grey	CG
Cottonwood	CO
Earthen Clay	EY
Espresso Metallic	EX
Everglade Shadow	EV
Flannel	FN
Glitz Metallic	GZ
Hazy Jade	HJ
Honey Bee	HY
Light Tone	LG
Mardi Gras	MG
Misty Brown	MY
Nemo	NE
Nordic	ND
Purple Haze	PH
Rubber Ducky	RK
Sand	SA
Starlight Silver Metallic	SX
Surf's Up	SP
Twilight Shadow	TI
Ultra Blue	UB
Warm Grey	WG
Zesty Lime	ZL

Module Color

Black	PBL
Grey	PGR
Sand	PSA
Warm Grey	PWG
Cool Grey	PCG
Misty Brown	PMY

Lock Color

Black	BLL
Satin Chrome	SCL

Lock color selection is not available on woodgrain front dressers and storage pedestals.

RoomScape® Furniture
Beds (complete)

RoomScape® Furniture
Beds (complete)

	MODEL	H x L x W	MODEL NUMBER: Basic Model	Paint Color	Laminate Color	Approx. Packaged Weight	Delivered Pricing
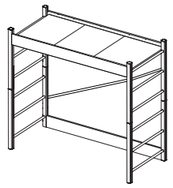 RMB	**Loft Bed** • Accommodates an 80" x 36" mattress (sold separately)	78-3/8 x 86 x 38-7/8"	RMLBA	□□	□□□	260.0#	$ 2441
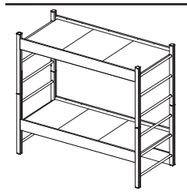 RMB	**Bunk Bed** • Accommodates an 80" x 36" mattress (sold separately)	78-3/8 x 86 x 38-7/8"	RMBBA	□□	□□□	348.0#	$ 3446
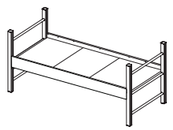 RMB	**Single Bed** • Accommodates an 80" x 36" mattress (sold separately)	39-3/8 x 86 x 38-7/8"	RMSBA	□□	□□□	174.0#	$ 1690

Ⓐ Ⓑ Ⓒ

HOW TO ORDER

Indicate the following information on order form:
1. Quantity of each item.
2. Model number, including options. See "How To Build a Model Number".
3. Any special service required.

Note: • The □ indicates that a choice is required.
- The absence of the □ indicates that no choice is required.
- Alpha-numeric characters in place of □ indicate that no other alternatives are available.

HOW TO BUILD A MODEL NUMBER

Ⓐ Select basic model.

Ⓑ Select paint color.
Refer to the **Product Color Options** page in this price list.

Ⓒ Select laminate color.
Refer to the **Product Color Options** page in this price list.

OPTIONS

Color Match
KI offers the additional option of color matching paint, polypropylene, or wood stain through Product Modification Requests, contact Customer Service for details.

SPECIAL SERVICES

Special Carton Marking

With specially marked information	N/C

Shipping
Ships **knocked down, FOB Manitowoc, WI 54220, freight prepaid.** Freight class 250.

Specifications and prices are subject to change without prior notice.

RoomScape® Furniture
Beds (complete)

RoomScape® Furniture
Beds (complete)

	MODEL	H x L x W	MODEL NUMBER Basic Model	Paint Color	Laminate Color	Approx. Packaged Weight	Delivered Pricing
 RMSB	**Loft Bed** • Spring Bed Deck • Accommodates an 80” x 36” mattress (sold separately) • Side rails are of laminate construction having a 74P edge	78-3/8” x 86” x 38-7/8”	RMSLB	□□	□□□	260.0#	$ 2282
 RMSB	**Bunk Bed** • Spring Bed Deck • Accommodates an 80” x 36” mattress (sold separately) • Side rails are of laminate construction having a 74P edge	78-3/8” x 86” x 38-7/8”	RMSBB	□□	□□□	348.0#	$ 2872
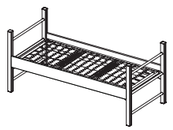 RMSB	**Single Bed** • Spring Bed Deck • Accommodates an 80” x 36” mattress (sold separately) • Side rails are of laminate construction having a 74P edge	39-3/8” x 86” x 38-7/8”	RMSSB	□□	□□□	174.0#	$ 1422

Ⓐ Ⓑ Ⓒ

HOW TO ORDER

Indicate the following information on order form:
1. Quantity of each item.
2. Model number, including options. See “How To Build a Model Number”.
3. Any special service required.

Note: • The □ indicates that a choice is required.
- The absence of the □ indicates that no choice is required.
- Alpha-numeric characters in place of □ indicate that no other alternatives are available.

HOW TO BUILD A MODEL NUMBER

Ⓐ Select basic model.

Ⓑ Select paint color.
Refer to the **Product Color Options** page in this price list.

Ⓒ Select laminate color.
Refer to the **Product Color Options** page in this price list.

OPTIONS

Color Match
KI offers the additional option of color matching paint, polypropylene, or wood stain through Product Modification Requests, contact Customer Service for details.

SPECIAL SERVICES

Special Carton Marking

With specially marked information	N/C

Shipping
Ships **knocked down, FOB Manitowoc, WI 54220, freight prepaid.** Freight class 250.

Specifications and prices are subject to change without prior notice.

RoomScape® Furniture
Bed Components (for after-market retrofit only)

RoomScape® Furniture
Bed Components (for after-market retrofit only)

	MODEL	W x D x H	MODEL NUMBER Basic Model	Paint Color	Laminate Color	Approx. Packaged Weight	Delivered Pricing
 RMC	**Lower Reinforcing Member** • Required to support bottom of loft if converting from bunk or single beds		RMLRM	□□		31.0#	$ 262
 RMA	**Bed Deck Assembly** • Used to add an additional sleeping surface to loft or if creating single beds from loft beds		RMBDA	□□	□□□	63.0#	$ 1223
 HRDPT	**Top Cap Set (4)** • Used to finish top of single bed created from de-lofted or bunk beds • Black only		RM.TCS			1.0#	$ 31
 HRDPT	**Base Glide Set (4)** • Used to finish bottom of single bed created from de-lofted or bunk beds • Black only		RM.BGS			1.0#	$ 31
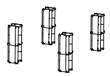 HRDPT	**Stacking Device Set (4)** • Required to construct a loft or bunk beds from 2-single beds • Black only		RM.SDS			2.0#	$ 64
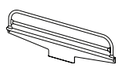 RMC	**Bed Safety Bar** • Optional item to provide added safety for bed deck assemblies	55 x 1 x 8-1/4"	RMBSB	□□		8.0#	$ 216
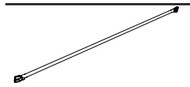 RMA	**Anti-racking Bar** • For lofted bed applications only	86 x 3 x 2"	RMCB	□□		6.5#	$ 280

Ⓐ Ⓑ Ⓒ

HOW TO ORDER

Indicate the following information on order form:
1. Quantity of each item.
2. Model number, including options. See "How To Build a Model Number".
3. Any special service required.

Note: • The □ indicates that a choice is required.
- The absence of the □ indicates that no choice is required.
- Alpha-numeric characters in place of □ indicate that no other alternatives are available.

HOW TO BUILD A MODEL NUMBER

Ⓐ Select basic model.

Ⓑ Select paint color.
Refer to the **Product Color Options** page in this price list.

Ⓒ Select laminate color.
Refer to the **Product Color Options** page in this price list.

OPTIONS

Color Match
KI offers the additional option of color matching paint, polypropylene, or wood stain through Product Modification Requests, contact Customer Service for details.

SPECIAL SERVICES

Special Carton Marking

With specially marked information	N/C

Shipping
Ships **knocked down, FOB Manitowoc, WI 54220, freight prepaid.** Freight class 125.

Specifications and prices are subject to change without prior notice.

RoomScape® Furniture
Bed Components (for after-market retrofit only)

RoomScape® Furniture
Bed Components (for after-market retrofit only)

	MODEL	W x L	MODEL NUMBER Basic Model	MODEL NUMBER Paint Color	Approx. Packaged Weight	Delivered Pricing
	**Bed Frame End Set (2)** • Required to convert a single bed into a loft or bunk bed • Requires top cap, base glide and stacking device sets		RMFES	☐☐	54.0#	$ 420
RMA						
	**Ladder** • Optional item for loft beds or bunk beds when ends are not easily accessible • Hooks over top edge of bed deck side rail • Maintains bed deck height adjustability	15 x 75”	RMLAD	☐☐	20.0#	$ 578
RMA						
	Mattress	36 X 80”	20.288671.36X80		55.0#	$ 795
HRDPT						
			Ⓐ	Ⓑ		

HOW TO ORDER

Indicate the following information on order form:
1. Quantity of each item.
2. Model number, including options. See “How To Build a Model Number”.
3. Any special service required.

Note: • The ☐ indicates that a choice is required.
- The absence of the ☐ indicates that no choice is required.
- Alpha-numeric characters in place of ☐ indicate that no other alternatives are available.

HOW TO BUILD A MODEL NUMBER

Ⓐ Select basic model.

Ⓑ Select paint color.
Refer to the **Product Color Options** page in this price list.

OPTIONS

Color Match
KI offers the additional option of color matching paint, polypropylene, or wood stain through Product Modification Requests, contact Customer Service for details.

SPECIAL SERVICES

Special Carton Marking

With specially marked information	N/C

Shipping
Ships **knocked down, FOB Manitowoc, WI 54220, freight prepaid.** Ladder, freight class 125. Mattress, freight class 150.

Specifications and prices are subject to change without prior notice.

RoomScape® Furniture
Worksurfaces and Tackboards

RoomScape® Furniture
Worksurfaces and Tackboards

	MODEL	D x W x W x D	MODEL NUMBER: Basic Model	Paint Color	Laminate Color	PowerUp Option	PowerUp Module Color	Fabric Color	Approx. Packaged Weight	Delivered Pricing	Delivered Pricing Fabric Grade 1 & C.O.M.	Delivered Pricing Fabric Grade 2	Delivered Pricing Fabric Grade 3
 RMHM	**Hang-on Worksurface** • 1-1/4" solid core top with plastic laminate surface • Polypropylene edge • Supported by steel cantilever brackets which hook into bed uprights	38 x 24"	RMHWS	□□	□□□	□□	□□□		35.0#	$ 391			
 RMT	**Hang-on Tackboard** • For use as desired with hang-on worksurface • Fabric upholstered 3/4" thick micore • Attached to 11-gauge steel back which hooks to bed frame	36 x 16"	RMHTB	□□				□□□□□	15.0#	N/A	$ 325	$ 333	$ 335
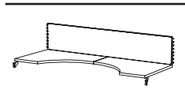 RMHO	**Hang-on Megasurface (2)** • 1-1/4" solid core top with plastic laminate surface • Polypropylene edge • Supported by steel brackets which hook into bed uprights • Spans full length under the loft bed • Includes 80" x 16" tackboard with steel back which hooks to bed frame	15 x 37 x 40 x 18"	RMHMS	□□	□□□	□□	□□□	□□□□□	88.0#	N/A	$ 2050	$ 2059	$ 2065
			Ⓐ	Ⓑ	Ⓒ	Ⓓ	Ⓔ	Ⓕ					

HOW TO ORDER

Indicate the following information on order form:
1. Quantity of each item.
2. Model number, including options. See "How To Build a Model Number".
3. Any special service required.

Note: • The □ indicates that a choice is required.
- The absence of the □ indicates that no choice is required.
- Alpha-numeric characters in place of □ indicate that no other alternatives are available.

HOW TO BUILD A MODEL NUMBER

Ⓐ Select basic model.

Ⓑ Select paint color.
Refer to the **Product Color Options** page in this price list.

Ⓒ Select laminate color.
Refer to the **Product Color Options** page in this price list.

Ⓓ Select PowerUp option.

NP	- No PowerUp module (standard)
WPM	- PowerUp module; add $151

Add $151 to list price for hang-on worksurface and $297 for hang-on megaworksurface

Ⓔ Select PowerUp module color.
Refer to the **Product Color Options** page in this price list.

Ⓕ Select upholstery grade/color.
Refer to **ki.com/fabrics**

OPTIONS

Color Match
KI offers the additional option of color matching paint, polypropylene, or wood stain through Product Modification Requests, contact Customer Service for details.

PowerUp Module
When PowerUp© is specified:
Hang-on worksurface has one PowerUp© module centered left to right at rear of the surface.

Hang-on megasurface has two PowerUp© modules provided, one in each rear corner.

SPECIAL SERVICES

Special Carton Marking

With specially marked information	N/C

Shipping
Ships **knocked down, FOB Manitowoc, WI 54220, freight prepaid.** Freight class 85.

Specifications and prices are subject to change without prior notice.

RoomScape® Furniture
Hang-on Storage Units

RoomScape® Furniture
Hang-on Storage Units

	MODEL	W x D x H	MODEL NUMBER Basic Model	Paint Color	Laminate Color	Approx. Packaged Weight	Delivered Pricing
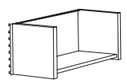 RMS	**Hang-on Shelf Unit** • Solid core laminate surface end panels with polypropylene edge • Powder-coated steel shelf and back • Back hooks into bed uprights	25-5/8 x 13-3/8 x 15-3/8”	RMHSU	□□	□□□	32.0#	$ 612
 RMS	**Personal Shelf** • Solid core laminate shelf with black painted indentations in top for phones, radios, soft drinks etc. • Powder-coated steel bracket • Hooks onto side rail of bed deck to provide storage at bed height	8 x 13-1/2”	RMPS	□□	□□□	5.0#	$ 230
			Ⓐ	Ⓑ	Ⓒ		

HOW TO ORDER

Indicate the following information on order form:
1. Quantity of each item.
2. Model number, including options. See “How To Build a Model Number”.
3. Any special service required.

Note: • The □ indicates that a choice is required.
- The absence of the □ indicates that no choice is required.
- Alpha-numeric characters in place of □ indicate that no other alternatives are available.

HOW TO BUILD A MODEL NUMBER

Ⓐ Select basic model.

Ⓑ Select paint color.
Refer to the **Product Color Options** page in this price list.

Ⓒ Select laminate color.
Refer to the **Product Color Options** page in this price list.

OPTIONS

Color Match
KI offers the additional option of color matching paint, polypropylene, or wood stain through Product Modification Requests, contact Customer Service for details.

SPECIAL SERVICES

Special Carton Marking

With specially marked information	N/C

Shipping
Ships **assembled, FOB Manitowoc, WI 54220, freight prepaid.** Freight class 70.

Specifications and prices are subject to change without prior notice.

RoomScape® Furniture
Lighting Accessories

	MODEL	W	MODEL NUMBER Basic Model	Approx. Packaged Weight	Delivered Pricing
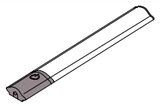 HRDPT	**Single Unit - Overhead LED Task Light** • Attaches to the bottom of overhead storage cabinets or shelving • Task lights are specified by the cabinet width to which they are attached. See "INFORMATION" at bottom of price list page for sizing chart. • Slim profile mounts effortlesly via magnets or screw-in bracket • Attachment hardware included • Touch and hold dimmability with last-state memory • Silver anodized aluminum body/black plastic end caps • 9' power supply • Includes 2 cord managers	12"	LEDTK.12.SGL.GN	1.2#	$ 147
		17"	LEDTK.17.SGL.GN	1.6#	188
		31"	LEDTK.31.SGL.GN	2.1#	230
		44"	LEDTK.44.SGL.GN	2.3#	264
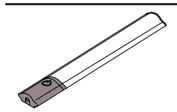 HRDPT	**Starter Unit - Overhead LED Task Light** • Attaches to the bottom of overhead storage cabinets or shelving • Task lights are specified by the cabinet width to which they are attached. See "INFORMATION" below for sizing chart. • Slim profile mounts effortlesly via magnets or screw-in bracket • Attachment hardware included • Touch and hold dimmability with last-state memory • Silver anodized aluminum body/black plastic end caps • Daisy chain with Adder units • 11' power supply • Includes 2 cord managers • Refer to Interlinking Combination table below for optimal performance of daisy chained fixtures	12"	LEDTK.12.DCP.GN	1.2#	$ 192
		17"	LEDTK.17.DCP.GN	1.6#	240
		31"	LEDTK.31.DCP.GN	2.1#	283
		44"	LEDTK.44.DCP.GN	2.3#	321

Ⓐ

HOW TO ORDER

Indicate the following information on order form:
1. Quantity of each item.
2. Model number, including options. See "How To Build a Model Number".
3. Any special service required.

Note: • The ☐ indicates that a choice is required.
- The absence of the ☐ indicates that no choice is required.
- Alpha-numeric characters in place of ☐ indicate that no other alternatives are available.

HOW TO BUILD A MODEL NUMBER

Ⓐ Select basic model.

INFORMATION

LED TASK LIGHT CABINET WIDTH

Cabinet Width	Light Width
24"	12" or 17"
30"	17"
36"	17"
42"	31"
48"	31"
54"	44"
60"	44"
66"	44"
72"	44"

INTERLOCKING SPECIFICATIONS

INTERLINKING COMBINATIONS
(DAISY CHAIN)

# of 12"	# of 17"	# of 31"	# of 44"
6	0	0	0
5	1	0	0
5	0	0	0
4	2	0	0
4	1	0	0
4	0	1	0
4	0	0	0
3	2	0	0
3	1	1	0
3	1	0	0
3	0	1	0
3	0	0	1
3	0	0	0
2	3	0	0
2	2	1	0
2	1	1	0
2	0	2	0
2	0	0	1

INTERLOCKING SPECIFICATIONS

INTERLINKING COMBINATIONS (cont.)
(DAISY CHAIN)

# of 12"	# of 17"	# of 31"	# of 44"
1	4	0	0
1	3	0	0
1	2	1	0
1	2	0	1
1	1	1	0
1	1	0	1
0	4	0	0
0	3	1	0
0	3	0	0
0	2	1	0
0	2	0	1
0	1	2	0
0	1	1	1
0	1	0	1
0	0	3	0
0	0	2	0
0	0	1	1
0	0	0	2

SPECIAL SERVICES

Special Carton Marking

With specially marked information N/C

Shipping

Ships **knocked down, FOB Manitowoc, WI 54220, freight prepaid.** Freight class 70.

Specifications and prices are subject to change without prior notice.

RoomScape® Furniture
Lighting Accessories

	MODEL	W	MODEL NUMBER Basic Model	Approx. Packaged Weight	Delivered Pricing
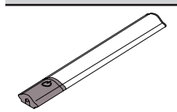 HRDPT	**Adder Unit - Overhead LED Task Light** • Attaches to the bottom of overhead storage cabinets or shelving • Task lights are specified by the cabinet width to which they are attached. See "INFORMATION" below for sizing chart. • Slim profile mounts effortlesly via magnets or screw-in bracket • Attachment hardware included • Touch and hold dimmability with last-state memory • Silver anodized aluminum body/black plastic end caps • Daisy chain with Starter units • 18' jumper cord and connect to starter unit • Includes 2 cord managers • Does not inlcude power supply; must purchase starter unit with power supply • Controlled by the on/off/dimmer of the starter unit • Refer to Interlinking Combination table below for optimal performance of daisy chained fixtures	12" 17" 31" 44"	LEDTK.12.DCA.GN LEDTK.17.DCA.GN LEDTK.31.DCA.GN LEDTK.44.DCA.GN	1.2# 1.6# 2.1# 2.3#	$ 95 109 152 188
			Ⓐ		

HOW TO ORDER

Indicate the following information on order form:
1. Quantity of each item.
2. Model number, including options. See "How To Build a Model Number".
3. Any special service required.

Note: • The ☐ indicates that a choice is required.
- The absence of the ☐ indicates that no choice is required.
- Alpha-numeric characters in place of ☐ indicate that no other alternatives are available.

HOW TO BUILD A MODEL NUMBER

Ⓐ Select basic model.

INFORMATION

LED TASK LIGHT CABINET WIDTH

Cabinet Width	Light Width
24"	12" or 17"
30"	17"
36"	17"
42"	31"
48"	31"
54"	44"
60"	44"
66"	44"
72"	44"

INTERLOCKING SPECIFICATIONS

INTERLINKING COMBINATIONS
(DAISY CHAIN)

# of 12"	# of 17"	# of 31"	# of 44"
6	0	0	0
5	1	0	0
5	0	0	0
4	2	0	0
4	1	0	0
4	0	1	0
4	0	0	0
3	2	0	0
3	1	1	0
3	1	0	0
3	0	1	0
3	0	0	1
3	0	0	0
2	3	0	0
2	2	1	0
2	1	1	0
2	0	2	0
2	0	0	1

INTERLOCKING SPECIFICATIONS

INTERLINKING COMBINATIONS (cont.)
(DAISY CHAIN)

# of 12"	# of 17"	# of 31"	# of 44"
1	4	0	0
1	3	0	0
1	2	1	0
1	2	0	1
1	1	1	0
1	1	0	1
0	4	0	0
0	3	1	0
0	3	0	0
0	2	1	0
0	2	0	1
0	1	2	0
0	1	1	1
0	1	0	1
0	0	3	0
0	0	2	0
0	0	1	1
0	0	0	2

SPECIAL SERVICES

Special Carton Marking

With specially marked information N/C

Shipping

Ships **knocked down, FOB Manitowoc, WI 54220, freight prepaid.** Freight class 70.

Specifications and prices are subject to change without prior notice.

RoomScape® Furniture
Computer Accessories and Center Drawer

RoomScape® Furniture
Computer Accessories and Center Drawer

	MODEL	W x D	MODEL NUMBER Basic Model	Approx. Packaged Weight	Delivered Pricing
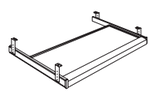 HRDPT	**Keyboard Tray** • Mounts under worksurface to provide keyboard access and storage • Molded black plastic surface with mesh pad operates on steel ball-bearing telescopic suspensions • Black only • 10-1/2"D x 20-7/8"W	20-7/8 x 10-1/2"	KBD.24.BL	9.0#	$ 287
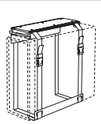 HRDPT	**CPU Sling** • Vertically supports and stores CPU below the worksurface • Straps have positive locking clamps • Provides 5-1/2" of travel and 359° swivel • Maximum weight capacity is 75 lbs. • Black only • Accommodates CPU with maximum circumference of 65"	5-3/8 x 18"	CPU.SLING	10.0#	$ 251
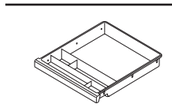 HRDPT	**Center Drawer** • Molded plastic drawer with compartment for pencils and small items • Operates on suspension with ball bearing glides • Non-locking • Black only		RM.CD	11.0#	$ 220

Ⓐ

HOW TO ORDER

Indicate the following information on order form:
1. Quantity of each item.
2. Model number, including options. See "How To Build a Model Number".
3. Any special service required.

Note: • The ☐ indicates that a choice is required.
- The absence of the ☐ indicates that no choice is required.
- Alpha-numeric characters in place of ☐ indicate that no other alternatives are available.

HOW TO BUILD A MODEL NUMBER

Ⓐ Select basic model.

OPTIONS

Color Match
KI offers the additional option of color matching paint, polypropylene, or wood stain through Product Modification Requests, contact Customer Service for details.

SPECIAL SERVICES

Special Carton Marking

With specially marked information	N/C

Shipping
Ships **knocked down, FOB Manitowoc, WI 54220, freight prepaid.** Freight class 70.

Specifications and prices are subject to change without prior notice.

RoomScape® Furniture
Storage Pedestals with Steel Front

RoomScape® Furniture
Storage Pedestals with Steel Front

	MODEL	D x W x H	MODEL NUMBER: Basic Model	Lock Option	Lock Color	Paint Color	Approx. Packaged Weight	Delivered Pricing
 RMSCU	**Mobile Pedestal - BBF** • Two 6" box drawers; one 12" file drawer • Lock optional (std. case lock or top drawer only lock)	21-5/8 x 15 x 27-5/8"	RMMP24BBF	□□	□□□	□□	70.0#	$ 958
 RMSCU	**Mobile Pedestal - PBF** • One 3" pencil drawer; one 6" box drawer; one 12" file drawer • Lock optional (std. case lock or top drawer only lock)	21-5/8 x 15 x 24-11/16"	RMMP24PBF	□□	□□□	□□	65.0#	$ 923
 RMSCU	**Freestanding Pedestal - BBF** • Two 6" box drawers; one 12" file drawer • Counterbalance weight included • Lock optional (std. case lock or top drawer only lock)	21-5/8 x 15 x 25-5/8"	RMFP24BBF	□□	□□□	□□	100.0#	$ 1079
 RMSCU	**Freestanding Pedestal - PBF** • One 3" pencil drawer; one 6" box drawer; one 12" file drawer • Counterbalance weight included • Lock optional (std. case lock or top drawer only lock)	21-5/8 x 15 x 22-3/8"	RMFP24PBF	□□	□□□	□□	95.0#	$ 1068
			Ⓐ	Ⓑ	Ⓒ	Ⓓ		

HOW TO ORDER

Indicate the following information on order form:
1. Quantity of each item.
2. Model number, including options. See "How To Build a Model Number".
3. Any special service required.

Note: • The □ indicates that a choice is required.
- The absence of the □ indicates that no choice is required.
- Alpha-numeric characters in place of □ indicate that no other alternatives are available.

HOW TO BUILD A MODEL NUMBER

Ⓐ Select basic model.

Ⓑ Select lock option.

NL	- No lock (standard)
WL	- Lock (key locks all drawers); add $20
TL	- Top drawer only lock; add $95

Ⓒ Select lock color.
Refer to the **Product Color Options** page in this price list.

Ⓓ Select paint color.
Refer to the **Product Color Options** page in this price list.

OPTIONS

Color Match
KI offers the additional option of color matching paint, polypropylene, or wood stain through Product Modification Requests, contact Customer Service for details.

SPECIAL SERVICES

Special Carton Marking

With specially marked information	N/C

Shipping
Ships **assembled, FOB Pembroke, ON K8A 0E1, freight prepaid.** Freight class 100.

Specifications and prices are subject to change without prior notice.

RoomScape® Furniture

Storage Pedestals w/Woodgrain Laminate Front/Top

RoomScape® Furniture
Storage Pedestals w/Woodgrain Laminate Front/Top

	MODEL	D x W x H	MODEL NUMBER: Basic Model	Lock Option	Paint Color	Laminate Color	Approx. Packaged Weight	Delivered Pricing
 RMSCU	**Mobile Pedestal - BBF** • One 7" and one 6" box drawers; one 12" file drawer • Top drawer only lock optional • Woodgrain laminate front and top with painted steel pull	21-5/8 x 15 x 27-3/8"	RMWMP24BBF	□□	□□	□□□	70.0#	$ 1443
 RMSCU	**Mobile Pedestal - PBF** • One 4" pencil drawer; one 6" box drawer; one 12" file drawer • Top drawer only lock optional • Woodgrain laminate front and top with painted steel pull	21-5/8 x 15 x 25-7/16"	RMWMP24PBF	□□	□□	□□□	65.0#	$ 1416
 RMSCU	**Freestanding Pedestal - BBF** • One 7" pencil drawer; one 6" box drawer; one 12" file drawer • Counterbalance weight included • Top drawer only lock optional • Woodgrain laminate front and top with painted steel pull	21-5/8 x 15 x 26-1/16"	RMWFP24BBF	□□	□□	□□□	100.0#	$ 1514
 RMSCU	**Freestanding Pedestal - PBF** • One 4" pencil drawer; one 6" box drawer; one 12" file drawer • Counterbalance weight included • Top drawer only lock optional • Woodgrain laminate front and top with painted steel pull	21-5/8 x 15 x 23-1/8"	RMWFP24PBF	□□	□□	□□□	95.0#	$ 1484

Ⓐ Ⓑ Ⓒ Ⓓ

HOW TO ORDER

Indicate the following information on order form:
1. Quantity of each item.
2. Model number, including options. See "How To Build a Model Number".
3. Any special service required.

Note: • The □ indicates that a choice is required.
- The absence of the □ indicates that no choice is required.
- Alpha-numeric characters in place of □ indicate that no other alternatives are available.

HOW TO BUILD A MODEL NUMBER

Ⓐ Select basic model.

Ⓑ Select lock option.

NL	- No lock (standard)
TL	- Top drawer only lock; add $95

User must supply padlock

Ⓒ Select paint color.
Refer to the **Product Color Options** page in this price list.

Ⓓ Select laminate color.
Refer to the **Product Color Options** page in this price list.

OPTIONS

Color Match

KI offers the additional option of color matching paint, polypropylene, or wood stain through Product Modification Requests, contact Customer Service for details.

SPECIAL SERVICES

Special Carton Marking

With specially marked information	N/C

Shipping

Ships **assembled, FOB Pembroke, ON K8A 0E1, freight prepaid.** Freight class 100.

Specifications and prices are subject to change without prior notice.

RoomScape® Furniture
Wardrobes with Steel Front

RoomScape® Furniture
Wardrobes with Steel Front

	MODEL	Features	D x W x H	MODEL NUMBER: Basic Model	Paint Color	Lock Option	Lock Color	Mirror Option	Approx. Packaged Weight	Delivered Pricing
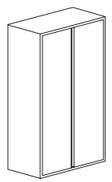 RMSCU	**Full Wardrobe** • 18"D or 24"D options • Full-height hinged doors • Coat rod included • Optional 12"W x 36"H mirrors for door • Lock optional • Coat rod is standard	18" Deep	18 x 36 x 76"	RMFW3676/18	☐☐	☐☐	☐☐☐	☐☐	180.0#	$ 1610
		24" Deep	24 x 36 x 76"	RMFW3676/24	☐☐	☐☐	☐☐☐	☐☐	198.0#	1786
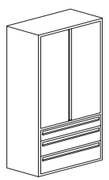 RMSCU	**Combination Wardrobe** • 18"D or 24"D options • One 6", one 9" and one 10-1/2" drawer below hinged door top section • Optional 12"W x 36"H mirrors for door • Lock optional • Coat rod is standard	18" Deep	18 x 36 x 76"	RMCW3676/18	☐☐	☐☐	☐☐☐	☐☐	240.0#	$ 2315
		24" Deep	24 x 36 x 76"	RMCW3676/24	☐☐	☐☐	☐☐☐	☐☐	258.0#	2506
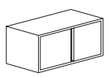 RMSCU	**Stack-on Wardrobe** • 18"D or 24"D options • Stacks on top of wardrobe for additional storage; doors can face forward or backward • Cable exit grommets w/caps located on both sides • Lock optional	18" Deep	18 x 36 x 17-13/16"	RMSW3618/18	☐☐	☐☐	☐☐☐		56.0#	$ 853
		24" Deep	24 x 36 x 17-13/16"	RMSW3618/24	☐☐	☐☐	☐☐☐		74.0#	936

Ⓐ Ⓑ Ⓒ Ⓓ Ⓔ

HOW TO ORDER

Indicate the following information on order form:
1. Quantity of each item.
2. Model number, including options. See "How To Build a Model Number".
3. Any special service required.

Note: • The ☐ indicates that a choice is required.
- The absence of the ☐ indicates that no choice is required.
- Alpha-numeric characters in place of ☐ indicate that no other alternatives are available.

HOW TO BUILD A MODEL NUMBER

Ⓐ Select basic model.

Ⓑ Select paint color.
Refer to the **Product Color Options** page in this price list.

Ⓒ Select lock option.

NL	- No lock (standard)
WL	- Lock (key locks all drawers); add $64
TL	- Top drawer only lock; add $95

Top drawer only lock - (combination wardrobe only) - (locks only the top drawer via user supplied padlock)

Ⓓ Select lock color.
Refer to the **Product Color Options** page in this price list.

Ⓔ Select mirror option.

NM	- No mirror - standard
1M	- One mirror (RH door); add $123
2M	- Two mirrors; add $244

OPTIONS

Color Match
KI offers the additional option of color matching paint, polypropylene, or wood stain through Product Modification Requests, contact Customer Service for details.

SPECIAL SERVICES

Special Carton Marking

With specially marked information	N/C

Shipping
Ships **assembled, FOB Pembroke, ON K8A 0E1, freight prepaid.** Freight class 100.

Specifications and prices are subject to change without prior notice.

RoomScape® Furniture
Wardrobes with Woodgrain Laminate Front

RoomScape® Furniture
Wardrobes with Woodgrain Laminate Front

	MODEL	Features	D x W x H	MODEL NUMBER Basic Model	Lock Option	Lock Color	Mirror Option	Paint Color	Laminate Color	Approx. Packaged Weight	Delivered Pricing
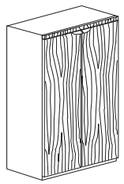 RMSCU	**Full Wardrobe** • 18"D or 24"D options • Full-height hinged doors • Coat rod included • Optional 12"W x 36"H mirrors for door • Lock optional • Woodgrain laminate front with painted steel pull • Coat rod is standard	18" Deep	18-7/8 x 36 x 76"	RMWFW3676/18	□□	□□□	□□	□□	□□□	180.0#	$ 3086
		24" Deep	24-7/8 x 36 x 76"	RMWFW3676/24	□□	□□□	□□	□□	□□□	198.0#	3282
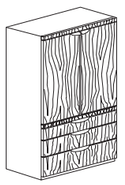 RMSCU	**Combination Wardrobe** • 18"D or 24"D options • One 6", one 9" and one 10-1/2" drawer below hinged door top section • Optional 12"W x 36"H mirrors for door • Lock optional (standard case lock or top drawer only lock) • Woodgrain laminate front with painted steel pull • Coat rod is standard	18" Deep	18-7/8 x 36 x 76"	RMWCW3676/18	□□	□□□	□□	□□	□□□	246.0#	$ 3642
		24" Deep	24-7/8 x 36 x 76"	RMWCW3676/24	□□	□□□	□□	□□	□□□	264.0#	3855
 RMSCU	**Stack-on Wardrobe** • 18"D or 24"D options • Stacks on top of wardrobe for additional storage; doors can face forward or backward • Cable exit grommets w/caps located on both sides • Lock optional • Woodgrain laminate front with painted steel pull	18" Deep	18-7/8 x 36 x 17-13/16"	RMWSW3618/18	□□	□□□		□□	□□□	56.0#	$ 1457
		24" Deep	24-7/8 x 36 x 17-13/16"	RMWSW3618/24	□□	□□□		□□	□□□	74.0#	1513
					Ⓐ	Ⓑ	Ⓒ	Ⓓ	Ⓔ	Ⓕ	

HOW TO ORDER

Indicate the following information on order form:
1. Quantity of each item.
2. Model number, including options. See "How To Build a Model Number".
3. Any special service required.

Note: • The □ indicates that a choice is required.
- The absence of the □ indicates that no choice is required.
- Alpha-numeric characters in place of □ indicate that no other alternatives are available.

HOW TO BUILD A MODEL NUMBER

Ⓐ Select basic model.

Ⓑ Select lock option.

NL	- No lock (standard)
WL	- Lock (key locks all drawers); add $64
TL	- Top drawer only lock; add $95

Top drawer only lock - (combination wardrobe only) - (locks only the top drawer via user supplied padlock)

Ⓒ Select lock color.
Refer to the **Product Color Options** page in this price list.

Ⓓ Select mirror option.

NM	- No mirror - standard
1M	- One mirror (RH door); add $123
2M	- Two mirrors; add $244

Ⓔ Select paint color.
Refer to the **Product Color Options** page in this price list.

Ⓕ Select laminate color.
Refer to the **Product Color Options** page in this price list.

OPTIONS

Color Match
KI offers the additional option of color matching paint, polypropylene, or wood stain through Product Modification Requests, contact Customer Service for details.

SPECIAL SERVICES

Special Carton Marking

With specially marked information	N/C

Shipping
Ships **assembled, FOB Pembroke, ON K8A 0E1, freight prepaid.** Freight class 100.

Specifications and prices are subject to change without prior notice.

RoomScape® Furniture
Dressers with Steel Front

RoomScape® Furniture
Dressers with Steel Front

	MODEL	W x D x H	MODEL NUMBER Basic Model	Lock Option	Lock Color	Paint Color	Laminate Color	Approx. Packaged Weight	Delivered Pricing
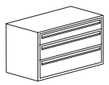 RMSCU	**Freestanding 3-Drawer Combination Dresser** • One 6", one 9" and one 10-1/2" drawer • Lock optional (std case lock or top drawer only lock)	36 x 18 x 28-17/32"	RMFD363C	□□	□□□	□□		128.0#	$ 1328
 RMSCU	**Freestanding 3-Drawer Dresser** • Three 10-1/2" drawers • Lock optional (std case lock or top drawer only lock)	36 x 18 x 34-21/32"	RMFD363	□□	□□□	□□		141.0#	$ 1376
 RMSCU	**Freestanding 4-Drawer Dresser** • Four 10-1/2" drawers • Lock optional (std case lock or top drawer only lock)	36 x 18 x 45-3/8"	RMFD364	□□	□□□	□□		188.0#	$ 1711
 RMSCU	**Freestanding 5-Drawer Dresser** • Five 10-1/2" drawers • Lock optional (std case lock or top drawer only lock)	36 x 18 x 56-3/32"	RMFD365	□□	□□□	□□		235.0#	$ 2066
 HRDPT	**Freestanding Dresser Top** • Laminate top for field installation on the above dressers	36 x 18 x 5/8"	RM.FDT				□□□	23.0#	$ 206
			Ⓐ	Ⓑ	Ⓒ	Ⓓ	Ⓔ		

HOW TO ORDER

Indicate the following information on order form:
1. Quantity of each item.
2. Model number, including options. See "How To Build a Model Number".
3. Any special service required.

Note: • The □ indicates that a choice is required.
- The absence of the □ indicates that no choice is required.
- Alpha-numeric characters in place of □ indicate that no other alternatives are available.

HOW TO BUILD A MODEL NUMBER

Ⓐ Select basic model.

Ⓑ Select lock option.

NL	- No lock (standard)
WL	- Lock (key locks all drawers); add $64
TL	- Top drawer only lock; add $95

Top drawer only lock - (combination wardrobe only) - (locks only the top drawer via user supplied padlock)

Ⓒ Select lock color.
Refer to the **Product Color Options** page in this price list.

Ⓓ Select paint color.
Refer to the **Product Color Options** page in this price list.

Ⓔ Select laminate color.
Refer to the **Product Color Options** page in this price list.

OPTIONS

Color Match
KI offers the additional option of color matching paint, polypropylene, or wood stain through Product Modification Requests, contact Customer Service for details.

SPECIAL SERVICES

Special Carton Marking

With specially marked information	N/C

Shipping
Ships **assembled, FOB Pembroke, ON K8A 0E1, freight prepaid.** Freight class 100.

Specifications and prices are subject to change without prior notice.

RoomScape® Furniture
Dressers with Woodgrain Laminate Front and Top

RoomScape® Furniture
Dressers with Woodgrain Laminate Front and Top

	MODEL	W x D x H	MODEL NUMBER Basic Model	Lock Option	Paint Color	Laminate Color	Approx. Packaged Weight	Delivered Pricing
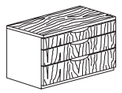 RMSCU	**Freestanding 3-Drawer Combination Dresser** • One 6", one 9" and one 10-1/2" drawer • Top drawer only lock optional • Woodgrain laminate front and top with painted steel pull	36 x 18-7/8 x 29-9/32"	RMWFD363C	☐☐	☐☐	☐☐☐	157.0#	$ 2134
 RMSCU	**Freestanding 3-Drawer Dresser** • Three 10-1/2" drawers • Top drawer only lock optional • Woodgrain laminate front and top with painted steel pull	36 x 18-7/8 x 35-13/32"	RMWFD363	☐☐	☐☐	☐☐☐	170.0#	$ 2152
 RMSCU	**Freestanding 4-Drawer Dresser** • Four 10-1/2" drawers • Top drawer only lock optional • Woodgrain laminate front and top with painted steel pull	36 x 18-7/8 x 46-1/8"	RMWFD364	☐☐	☐☐	☐☐☐	219.0#	$ 2618
 RMSCU	**Freestanding 5-Drawer Dresser** • Five 10-1/2" drawers • Top drawer only lock optional • Woodgrain laminate front and top with painted steel pull	36 x 18-7/8 x 56-27/32"	RMWFD365	☐☐	☐☐	☐☐☐	268.0#	$ 3095
			Ⓐ	Ⓑ	Ⓒ	Ⓓ		

HOW TO ORDER

Indicate the following information on order form:
1. Quantity of each item.
2. Model number, including options. See "How To Build a Model Number".
3. Any special service required.

Note: • The ☐ indicates that a choice is required.
- The absence of the ☐ indicates that no choice is required.
- Alpha-numeric characters in place of ☐ indicate that no other alternatives are available.

HOW TO BUILD A MODEL NUMBER

Ⓐ Select basic model.

Ⓑ Select lock option.

NL	- No lock (standard)
TL	- Top drawer only lock; add $95

Top drawer only lock - (combination wardrobe only) - (locks only the top drawer via user supplied padlock)

Ⓒ Select paint color.
Refer to the **Product Color Options** page in this price list.

Ⓓ Select laminate color.
Refer to the **Product Color Options** page in this price list.

OPTIONS

Color Match
KI offers the additional option of color matching paint, polypropylene, or wood stain through Product Modification Requests, contact Customer Service for details.

SPECIAL SERVICES

Special Carton Marking

With specially marked information	N/C

Shipping
Ships **assembled, FOB Pembroke, ON K8A 0E1, freight prepaid.** Freight class 100.

Specifications and prices are subject to change without prior notice.

1330 Bellevue Street
P.O. Box 8100
Green Bay, WI 54308-8100
800.424.2432
ki.com

KI and Furnishing Knowledge are registered
trademarks of Krueger International, Inc.

© 2020 Krueger International, Inc.
All Rights Reserved.
Code KI-PLW-000254/KI/PDF

Furnishing Knowledge®

RICOCHET™ STOOLS

PRICE LIST

September 9, 2020

Updated October 3, 2022

800.424.2432

Contents

Refer to KI Terms & Conditions document or visit ki.com.

Contents

Refer to KI Terms & Conditions document or visit ki.com.

Ricochet™ Stools
General Information 3
Product Color Options 4

Ricochet™ Stools (Freight Excluded Pricing)
One Color 5
Two-Tone 6

Ricochet™ Stools (Delivered Pricing)
One Color 7
Two-Tone 8

Ricochet™ Stools
General Information

TECHNICAL SPECIFICATIONS

Stool
Stool seat support, base and column spacers (stool heights 14" and taller) are constructed of polypropylene specified in select KI colors. Seat, base and spacers are separated by polypropylene spacer rings standard in KI's Blue Grey. Polypropylene parts are held together using appropriately sized M10 through bolt. Stools feature convex base permitting an active-sit with 12 degrees of stable rocking motion.

Seating Surface Pad
Seating surface pad is constructed of plastic polymer and is standard in KI's Blue Grey. The pad is adhered to the seat support using a round double-sided tape pad.

Non-Slip Bottom
Stool bottom is constructed of a textured, non-slip thermoplastic rubber padding that is suitable for carpeted and hard floors.

Compliance
Seating exceeds BIFMA's X5.1-2017 seating durability test and drop test; and passes KI's internal standard testing for 400-pound capacity. Meets CA 01350.

DIMENSIONS

Ricochet Wobble Stool

One Color Poly

Model Number	A Stool Diameter	B Stool Height
RC4100H12	12"	12"
RC4100H14	12"	14"
RC4100H16	12"	16"
RC4100H18	12"	18"
RC4100H20	12"	20"

Two Tone Poly

Model Number	A Stool Diameter	B Stool Height
RC4A00H14	12"	14"
RC4A00H16	12"	16"
RC4A00H18	12"	18"
RC4A00H20	12"	20"

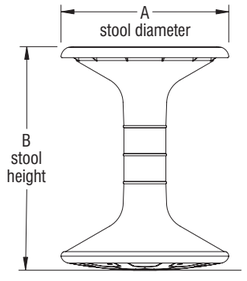

(front view)

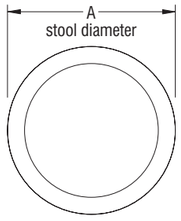

(top view)

DIMENSIONS

Recommended Ricochet Wobble Stool & Desk/Table Heights

	Ricochet Stool Height	12"	14"	16"	18"	20"
	Desk/Table Height (without undersurface storage)	20"-22"	23"-24"	25"-27"	28"-30"	29"-31"
Grade Level	Pre-K	•				
	K	•	•			
	1		•			
	2		•	•		
	3			•		
	4 and up			•	•	
	9 and up				•	•

STATEMENT OF LINE

Ricochet Wobble Stools

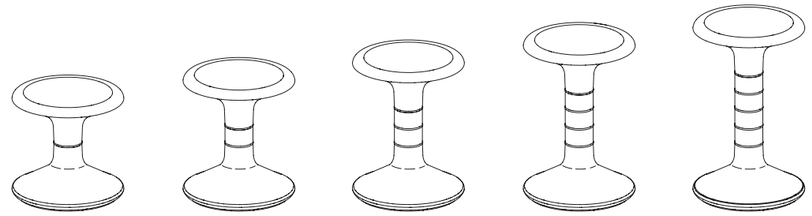

RC4100H12 | RC4100H14 RC4A00H14 | RC4100H16 RC4A00H16 | RC4100H18 RC4A00H18 | RC4100H20 RC4A00H20

Ricochet™ Stools
Product Color Options

Ricochet™ Stools
Product Color Options

Seat/Base Color

Cayenne	1PCY
Flannel	1PFN
Nordic	1PND
Rubber Ducky	1PRK
Ultra Blue	1PUB
Zesty Lime	1PZL

Column Color

Cayenne	2PCY
Flannel	2PFN
Nordic	2PND
Rubber Ducky	2PRK
Ultra Blue	2PUB
Zesty Lime	2PZL

Seat Pad/Ring Color

Blue Grey	PGR

Finish Cards
View color swatches for items listed within this document.

Paints **Wood/Veneer** **Molded Edges** **Hard Plastics**
Plastics/Poly **Laminates** **Edge Styles** **Glass**

Certain options referenced may not be available on GSA Schedule.

Ricochet™ Stools (Freight Excluded Pricing)
One Color

Ricochet™ Stools (Freight Excluded Pricing)
One Color

	MODEL	W x D x H	MODEL NUMBER: Basic Model	Seat/Base/ Column Color	Seat Pad and Rings Color	Approx. Packaged Weight	Freight Excluded Pricing
 RC41	**One Color Poly 12"H**	12x12x12"	RC4100H12	□□□□	PGR	6.0#	$ 148
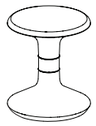 RC41	**One Color Poly 14"H**	12x12x14"	RC4100H14	□□□□	PGR	6.2#	$ 157
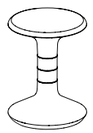 RC41	**One Color Poly 16"H**	12x12x16"	RC4100H16	□□□□	PGR	6.5#	$ 165
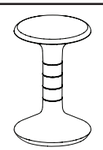 RC41	**One Color Poly 18"H**	12x12x18"	RC4100H18	□□□□	PGR	6.8#	$ 171
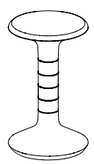 RC41	**One Color Poly 20"H**	12x12x20"	RC4100H20	□□□□	PGR	7.0#	$ 188

Ⓐ Ⓑ Ⓒ

HOW TO ORDER

Indicate the following information on order form:
1. Quantity of each item.
2. Model number, including options. See "How To Build a Model Number".
3. Any special service required.

Note: • The □ indicates that a choice is required.
- The absence of the □ indicates that no choice is required.
- Alpha-numeric characters in place of □ indicate that no other alternatives are available.

HOW TO BUILD A MODEL NUMBER

Ⓐ Select basic model.

Ⓑ Select seat, base, and column color.
Refer to the **Product Color Options** page in this price list.

Ⓒ Select seat pad and rings color.

PGR - Blue Grey

SPECIAL SERVICES

Special Carton Marking

With specially marked information N/C

Shipping

Ships **assembled, FOB Green Bay, WI 54302, freight excluded.** Freight class 175.

Specifications and prices are subject to change without prior notice.

Ricochet™ Stools (Freight Excluded Pricing)

Two-Tone

Ricochet™ Stools (Freight Excluded Pricing)
Two-Tone

	MODEL	W x D x H	MODEL NUMBER: Basic Model	Seat/Base Color	Column Color	Seat Pad and Rings Color	Approx. Packaged Weight	Freight Excluded Pricing
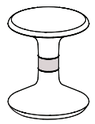 RC4A	**Two-Tone Poly 14"H**	12x12x14"	RC4A00H14	□□□□	□□□□	PGR	6.2#	$ 157
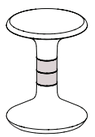 RC4A	**Two-Tone Poly 16"H**	12x12x16"	RC4A00H16	□□□□	□□□□	PGR	6.5#	$ 165
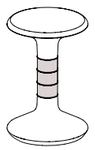 RC4A	**Two-Tone Poly 18"H**	12x12x18"	RC4A00H18	□□□□	□□□□	PGR	6.8#	$ 171
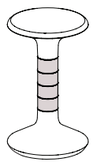 RC4A	**Two-Tone Poly 20"H**	12x12x20"	RC4A00H20	□□□□	□□□□	PGR	7.0#	$ 188
			Ⓐ	Ⓑ	Ⓒ	Ⓓ		

HOW TO ORDER

Indicate the following information on order form:
1. Quantity of each item.
2. Model number, including options. See "How To Build a Model Number".
3. Any special service required.

Note: • The □ indicates that a choice is required.
- The absence of the □ indicates that no choice is required.
- Alpha-numeric characters in place of □ indicate that no other alternatives are available.

HOW TO BUILD A MODEL NUMBER

Ⓐ Select basic model.

Ⓑ Select seat and base color.
Refer to the **Product Color Options** page in this price list.

Ⓒ Select column color.
Refer to the **Product Color Options** page in this price list.

Ⓓ Select seat pad and rings color.

PGR - Blue Grey

SPECIAL SERVICES

Special Carton Marking

With specially marked information N/C

Shipping

Ships **assembled, FOB Green Bay, WI 54302, freight excluded.** Freight class 175.

Specifications and prices are subject to change without prior notice.

Ricochet™ Stools (Delivered Pricing)
One Color

Ricochet™ Stools (Delivered Pricing)
One Color

	MODEL	W x D x H	MODEL NUMBER: Basic Model	Seat/Base/ Column Color	Seat Pad and Rings Color	Approx. Packaged Weight	Delivered Pricing
 RC41	**One Color Poly 12"H**	12x12x12"	RC4100H12	□□□□	PGR	6.0#	$ 185
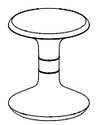 RC41	**One Color Poly 14"H**	12x12x14"	RC4100H14	□□□□	PGR	6.2#	$ 196
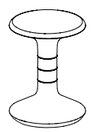 RC41	**One Color Poly 16"H**	12x12x16"	RC4100H16	□□□□	PGR	6.5#	$ 206
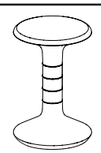 RC41	**One Color Poly 18"H**	12x12x18"	RC4100H18	□□□□	PGR	6.8#	$ 213
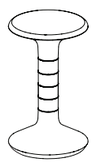 RC41	**One Color Poly 20"H**	12x12x20"	RC4100H20	□□□□	PGR	7.0#	$ 237
			Ⓐ	Ⓑ	Ⓒ		

HOW TO ORDER

Indicate the following information on order form:
1. Quantity of each item.
2. Model number, including options. See "How To Build a Model Number".
3. Any special service required.

Note: • The □ indicates that a choice is required.
- The absence of the □ indicates that no choice is required.
- Alpha-numeric characters in place of □ indicate that no other alternatives are available.

HOW TO BUILD A MODEL NUMBER

Ⓐ Select basic model.

Ⓑ Select seat, base, and column color. Refer to the **Product Color Options** page in this price list.

Ⓒ Select seat pad and rings color.

PGR - Blue Grey

SPECIAL SERVICES

Special Carton Marking

With specially marked information N/C

Shipping

Ships **assembled, FOB Green Bay, WI 54302, freight prepaid.** Freight class 175.

Specifications and prices are subject to change without prior notice.

Ricochet™ Stools (Delivered Pricing)
Two-Tone

Ricochet™ Stools (Delivered Pricing)
Two-Tone

	MODEL	W x D x H	MODEL NUMBER: Basic Model	Seat/Base Color	Column Color	Seat Pad and Rings Color	Approx. Packaged Weight	Delivered Pricing
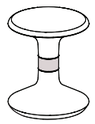 RC4A	**Two-Tone Poly 14"H**	12x12x14"	RC4A00H14	□□□□	□□□□	PGR	6.2#	$ 196
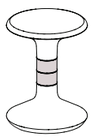 RC4A	**Two-Tone Poly 16"H**	12x12x16"	RC4A00H16	□□□□	□□□□	PGR	6.5#	$ 206
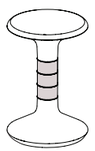 RC4A	**Two-Tone Poly 18"H**	12x12x18"	RC4A00H18	□□□□	□□□□	PGR	6.8#	$ 213
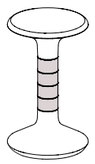 RC4A	**Two-Tone Poly 20"H**	12x12x20"	RC4A00H20	□□□□	□□□□	PGR	7.0#	$ 237
			Ⓐ	Ⓑ	Ⓒ	Ⓓ		

HOW TO ORDER

Indicate the following information on order form:
1. Quantity of each item.
2. Model number, including options. See "How To Build a Model Number".
3. Any special service required.

Note: • The □ indicates that a choice is required.
- The absence of the □ indicates that no choice is required.
- Alpha-numeric characters in place of □ indicate that no other alternatives are available.

HOW TO BUILD A MODEL NUMBER

Ⓐ Select basic model.

Ⓑ Select seat and base color.
Refer to the **Product Color Options** page in this price list.

Ⓒ Select column color.
Refer to the **Product Color Options** page in this price list.

Ⓓ Select seat pad and rings color.

PGR - Blue Grey

SPECIAL SERVICES

Special Carton Marking

With specially marked information N/C

Shipping

Ships **assembled, FOB Green Bay, WI 54302, freight prepaid.** Freight class 175.

Specifications and prices are subject to change without prior notice.

1330 Bellevue Street
P.O. Box 8100
Green Bay, WI 54308-8100
800.424.2432
ki.com

KI and Furnishing Knowledge are registered
trademarks of Krueger International, Inc.

© 2020 Krueger International, Inc.
All Rights Reserved.
Code KI-PLW-000465/KI/PDF

Furnishing Knowledge®

RUCKUS® COLLECTION

PRICE LIST

February 22, 2017

Updated October 3, 2022

800.424.2432

Contents

Refer to KI Terms & Conditions document or visit ki.com.

Contents

Refer to KI Terms & Conditions document or visit ki.com.

Ordering COM, COL and COV
Information 3

Ruckus® Seating
General Information 4
Product Color Options 6

Ruckus® Cantilever Desk & Mobile Lectern
General Information 7
Product Color Options 9

Ruckus® Post-Leg Desk and Activity Table
General Information 10
Product Color Options 27

Ruckus® Worktable
General Information 28
Product Color Options 32

Ruckus® Cubby and Bookcase
General Information 33
Product Color Options 36

Ruckus® Tote Storage
General Information 37
Product Color Options 40

Ruckus® Whiteboards
General Information 41
Product Color Options 45

Ruckus® Seating (Freight Excluded Pricing)
Four-Leg Chair 46
Stack Chair with Glides 48
Stack Chair with Casters 50
Stool with Glides 52
Stool with Casters 54
Task Chair 56

Ruckus® Cantilever Desk (Freight Excluded Pricing)
Desk 57
ADA Desk 59
Mobile Lectern 60

Ruckus® Post-Leg Desk (Freight Excluded Pricing)
3/4" Top - 73P Edge 61
1-1/4" Top - 74P Edge 66

Ruckus® Desk Accessories (Freight Excluded Pricing) 71

Ruckus® Activity Table (Freight Excluded Pricing)
3/4" Top - 73P Edge 72
1-1/4" Top - 74P Edge 74
Accessories 91

Ruckus® Worktable (Freight Excluded Pricing) 92
Accessories 102

Ruckus® Storage (Freight Excluded Pricing)
Bookcase 103
Cubbies 104
Totes 107
Totes with Laminate Top 115
Storage Accessories 123

Ruckus® Whiteboards (Freight Excluded Pricing) 127
Accessories 128

Ruckus® Seating (Delivered Pricing)
Four-Leg Chair 129
Stack Chair with Glides 131
Stack Chair with Casters 133
Stool with Glides 135
Stool with Casters 137
Task Chair 139

Ruckus® Cantilever Desk (Delivered Pricing)
Desk 140
ADA Desk 142
Mobile Lectern 143

Ruckus® Post-Leg Desk (Delivered Pricing)
3/4" Top - 73P Edge 144
1-1/4" Top - 74P Edge 149

Ruckus® Desk Accessories (Delivered Pricing) 154

Ruckus® Activity Table (Delivered Pricing)
3/4" Top - 73P Edge 155
1-1/4" Top - 74P Edge 157
Accessories 174

Ruckus® Worktable (Delivered Pricing) 175
Accessories 185

Ruckus® Storage (Delivered Pricing)
Bookcase 186
Cubbies 187
Totes 190
Totes with Laminate Top 198
Storage Accessories 206

Ruckus® Whiteboards (Delivered Pricing) 210
Accessories 211

How to Specify C.O.M. Upholstery
Textile designs often have intricate patterns. Not all individuals will interpret fabric direction in the same manner.

As a standard procedure, KI cuts fabrics off the roll in a horizontal fashion as shown in Diagram A at the right. By cutting in this fashion, most waste is eliminated. Our requirements for yardage in this book are based on this type of cutting. When directional or patterned fabrics are used, they often require more yardage than solid colors.

By providing KI with a completely filled-out copy of the form on this page, we will be able to expedite your order. We find it particularly helpful with directional or patterned upholstery material. It is critical that copies of this form accompany test quantities as well as production quantities of C.O.M.

C.O.M. must be supplied in continuous yardage.

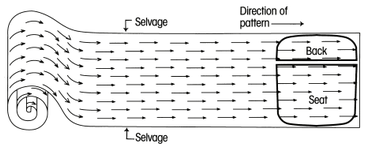

C.O.M., C.O.L. and C.O.V. Testing
KI will require for testing actual yardage to upholster one chair. The testing requirements depend on which chair you have selected on your order.

Test samples will be applied to the order and will be held for 6 months if needed. After 6 months, the sample can no longer be applied to your order. For all products to be tested, send test samples for approval to:

KI
Attn: C.O.M. Specialist
1687 Westminster Drive, Gate 3
Green Bay WI 54302

To expedite the procedure, attach a copy of the "C.O.M. Information Form" on this page.

All C.O.M., C.O.L. and C.O.V. must be labeled with the purchase order number.

C.O.M., C.O.L. and C.O.V. Production
Customer's fabrics and leathers must be approved prior to acceptance for production. Upon test approval, a 1' square sample swatch of upholstery material must accompany the order. KI assumes no responsibility for wear, defects or performance of customer's own fabrics, vinyl or leather. C.O.M., C.O.L. and C.O.V. orders are available on a deferred delivery basis.

Orders for production of C.O.M., C.O.L. and C.O.V. upholstered products are not scheduled for processing until upholstery material is received. Upon receipt, KI will provide an acknowledgement and an estimated shipping date.

KI recommends that leather be ordered in yardage. Leather must be usable. The outer edges cannot be calculated as square feet or yardage.

The C.O.M., C.O.L. and C.O.V. yardage requirements accompanying products in the pricing section are for 10 chairs/seats or less, 54" wide nondirectional material. On larger orders, less material is required.

For exact production yardage requirements, call 1-800-424-2432, ext. 2707.

C.O.M., C.O.L. and C.O.V. Order Processing

For products shipped from Green Bay, WI facility, ship upholstery material to:

KI
Attn: C.O.M. Storage
1687 Westminster Drive - Gate 3
Green Bay, WI 54302

For products shipped from Bonduel, WI facility, ship material to:

KI
Attn: C.O.M. Storage
204 West South Street
Bonduel, WI 54107

For products shipped from Ontario, CA facility , ship material to:

Avail/Impress/Kismet/Medical & Laboratory Stools/Pilot
Attn: C.O.M. Storage
1110 S. Mildred Ave.
Ontario, CA 91761

Intricate Patterns
In the event of specific requirements for positioning of intricate patterns or pattern repeats on seats and backrests, provide a sketch noting requirements, as in Diagram B, along with materials for testing, and with the order.

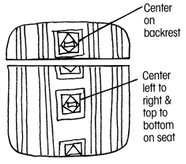

Diagram B

Treated Materials
If C.O.M. requires processing such as Scotchgard® or acrylic backing, it often shrinks. To prevent delays in delivery or back ordering due to shrinkage, please have your processor remeasure after processing and assure adequate yardage shipment.

Split Orders
If a portion of the shipment which does not require C.O.M., C.O.L. or C.O.M. applications is to be processed and shipped early, KI will enter the order immediately at your request. These split shipments are subject to minimum order changes.

Contact the C.O.M. Specialist at 1-800-424-2432, ext. 2707, with questions or to verify a split order.

Excess Upholstery Material
KI will dispose of excess upholstery material at the time of shipment unless expressly requested to return it with the product shipment.

Cancelled or Changed Orders
KI assumes no responsibility for extra C.O.M., C.O.L. or C.O.V. material due to a change of upholstery or cancellation of an order. It is the customer's responsibility to arrange for return of this material.

C.O.M., C.O.L and C.O.V. Information Form

A copy of this form should accompany test requests and production orders. Please fill it out completely, and, if your order has been acknowledged, provide the acknowledgement number.

Purchasing Agent (Dealer or buying organization)

Attention

Address

City State Zip

Project Name

Type of seating and number of units of each type

Please see information below and check the appropriate box.

☐ Submitted for testing.

Purchase Order Number

☐ Test approved. Submitted for production.

KI Acknowledgement Number

In all instances, send this form to the C.O.M. Specialist.

☐ A Selvage Top and Bottom



☐ B Selvage Side and Side



Ordering COM, COL and COV
Information

C.O.M. SHIPPING LOCATION

Architectural Walls
- Evoke ..... MN
- Genius Walls ..... MN

Casegoods
- Aristotle Tackboards ..... MN
- Likha Tackboards ..... MN

Classroom Furniture
- Intellect Wave Chairs ..... GB
- Learn2 ..... GB
- Ruckus ..... GB

Desking
- 700 Series Desking ..... KP
- Balance Overheads ..... MN
- Genesis Desking ..... MN
- True Desking ..... KP
- Universal Overheads ..... MN
- WorkZone Desking ..... MN

Files & Storage
- 700 Series Pedestal Cushion ..... GB
- Connection Zone Pads ..... BW
- U-Series Pedestal Cushion ..... GB
- Tattoo ..... BW

Fixed Seating
- Concerto Auditorium Seating ..... BW
- Single Pedestal Seating ..... GB
- Jury Base Seating ..... GB
- Lancaster Auditorium Seating ..... BW
- Sequence Seating ..... GB
- University Seating ..... GB

Panel Systems
- All Terrain ..... KP
- Balance Overheads ..... MN
- System 3000 ..... MN
- Universal Overheads ..... MN
- Wireworks ..... MN
- Unite ..... MN

Residence Hall Furniture
- RoomScape Furniture ..... MN

Screens
- All Terrain ..... KP
- Connection Zone ..... BW
- True/Volition ..... KP
- Genesis ..... KP
- Tattoo ..... MN
- Universal ..... BW

Seating
- 400 Series Folding Chairs ..... BW
- 600 Series Folding Chairs ..... BW
- 600 Series Stools ..... BW
- Affina Collection ..... HN
- Altus Task Chairs ..... GB
- Apply Stack Chairs ..... GB
- Auditorium Folding Chairs ..... BW
- Calida Lounge Seating ..... HN
- Diem Task Chairs ..... OM
- Doni Collection ..... GB
- FourC Seating ..... GB
- Gladly Lounge Seating ..... VQ
- Grazie Seating ..... GB
- Hiatus Sleeper Bench ..... HN
- Hub Modular Lounge Seating ..... HN
- Impress Task Chairs ..... OM
- Impress Ultra Task Chairs ..... OM
- Jessa Lounge Seating ..... HN
- Jubilee Lounge Seating ..... VQ
- Katera Guest Chair ..... GB
- Kurv Benches ..... HN
- LaResta Day Beds ..... HN
- LimeLite ..... GB
- Lyra Lounge Seating ..... HN
- Maestro Stack Chairs ..... GB
- Matrix Stack Chairs ..... GB
- Medical & Laboratory Stools ..... OM
- MyPlace Lounge Seating ..... HN
- MyWay Seating ..... HN
- Oath Task Chairs and Stools ..... GB
- Opt4 ..... GB
- Pilot Task Chairs ..... OM
- Promenade Seating System ..... BW
- Ruckus ..... GB
- Sela Lounge Seating ..... HN
- Sift Task Chairs ..... GB
- Signia Task Chairs and Stools ..... OM
- Soltice Metal Collection ..... HN
- Soltice Multiple, Healthcare & Guest ..... HN
- Soltice II Healthcare Seating ..... HN
- Strive Multiple, Stack & Task ..... GB
- Sway ..... BW
- Tattoo ..... HN
- Torsion-on-the-Go! Nesting Chairs ..... GB
- Torsion Air Stack and Task Seating ..... GB
- Zoetry ..... HN

KI Manufacturing Sites - Customer's Own Material Shipment Manufacturing Site Addresses

BW
KI Bonduel
Attn: COM Storage
204 West South St.
Bonduel, WI 54107

HN
KI High Point
Attn: COM Storage
217 Feld Avenue
High Point, NC 27263

MN
KI Manitowoc
Attn: COM Storage
1400 S. 41st St.
Manitowoc, WI 54220

VQ
KI
Attn: COM Fabrics
6892 Marlin Circle
La Palma, CA 90623

GB
KI Green Bay
Attn: COM Storage
1687 Westminster Drive - Gate 3
Green Bay, WI 54302

KP
KI Pembroke
Attn: COM Storage
1000 Olympic Dr.
Pembroke, Ontario K8A6X7

OM
KI
Attn: COM Storage
1110 S. Mildred Ave.
Ontario, CA 91761

© 2022 Krueger International Inc. All Rights reserved. Code KI-FF-000059/KI/PDF/0822

RUCKUS 4-LEG AND STACK CHAIR FEATURES





A. Handle
Integrated back handle for easy movement and stacking.

B. Field Replaceable
Seat and back are mechanically fastened to allow easy field-replacement.

C. Stacking
Unique frame design allows the stack chair to stack with or without book bag rack.

D. Optional Steel Book Bag Rack
Accommodates book bags of any size and is available in monochromatic or contrasting finish.

E. Glides
Swivel glides available in nylon, steel or felt to accommodate a variety of floor materials.

F. Optional Casters
Dual-wheel hard casters allow easy movement on carpet.
Soft casters available for hard floors.

G. Armrests
Integral armrest also functions as a work surface or a place to perch.

H. Optional Upholstered Seat
Upholstered seat pad offers added comfort.

Ruckus® Seating
General Information

General Guideline for Glide Selection

The following information is based on a combination of testing and experience. Due to factors beyond our control, KI is presenting this information strictly as a general guideline to assist our customers in selecting the best glide for their situation. It is up to the customer to determine which glide will perform best for their application based upon their site conditions, requirements, and the direction of the flooring manufacturer. Sample glides are available upon request to aid the customer in their selection (contact Customer Service).

Price list glide choice of: Nylon, Steel or Felt


Nylon


Steel


Felt - Solo Glide®

PERFORMANCE GUIDE (clean and properly finished floors)

GLIDE MATERIAL	CARPET	RESILIENT FLOORING			HARD FLOORING		
		Vinyl Sheet	VCT	Rubber	Ceramic Tile	Concrete	Hardwood
Nylon	★★	★★	★★	★★	★★	★★	NR
Steel	★★	★	★	★	NR	NR	NR
Felt	NR	★	NR	NR	NR	NR	★★

★★ = Best Performance ★ = Acceptable Performance NR = Not Recommended

Steel glides are not recommended for light colored floors.

The following factors affect the performance of any glide:

- Floor Quality – Materials and manufacturing processes for a specific floor type can vary considerably depending upon the manufacturer and product grade. Floor grades with higher stain and abrasion resistance will typically perform better.
- Floor Preparation – The quality and frequency of application of the floor finish will significantly affect the amount of wear. A high quality finish will act as a lubricant between the chair and floor to minimize wear.
- Floor Maintenance – Any glide material will leave marks if the floor is not properly cleaned. The use of walk-off rugs near entrances, along with frequent cleaning of the floors, will significantly reduce damage to floors. Steel glides should not be exposed to wet or damp floors.
- Damaged Glides – Periodic inspection of glides is critical to preventing floor damage. Glides that are damaged, worn or have embedded debris should be replaced immediately. Felt caps wear faster and should be replaced frequently.

RUCKUS SEATING

Description
Ruckus promotes student movement through its unique design. Its generously sized seating encourages an "as you like it" sitting experience. The chair back shape includes integral armrests, which are also engineered to function as a support surface.

Seat and Backrest
Both the seat and backrest shell shall be made of static-free high-impact 7% fiberglass reinforced polypropylene. Colorfastness is ensured through complete color impregnation throughout the molded part. Textured on both sides with a contrasting texture pattern on the seat. Ergonomic handle molded into the chair backrest for ease of mobility. Seat and backrest fasten to the frame with six 1/4-20 x 3/4" Hi-Lo screws.

Optional Upholstered Seat
Upholstered seats have partially exposed polypropylene surfaces. Molded Urethane foam is attached to an injection-molded polypropylene liner board, then upholstered using a draw-string process and fastened to an inner shell with screws. Seat foam is molded nominal 1" thickness.

Frames
Four Leg, Stack, Stool and Task frames are constructed with 1" outside diameter 13-gauge steel tubing, welded to 13-gauge steel plates and 1/4" wire. Frame shall be nickel-chrome plated or finished in powder-coat paint after all welding processes are complete.

Glides
Stack, Stool & Four Leg Chairs - Swivel-type polished zinc-plated steel, nylon plastic, or felt glides. KI recommends consulting with the floor manufacturer for specific glide recommendations. **Note**: Felt glides add 1/4" to the overall height range.

Task Chair - Optional Bell glides (2" high) made of high impact plastic also available. Black only. **Note**: Bell glides add 1/4" to the overall height range.

Casters
Carpet Casters Option - 50mm double wheels of high-impact thermoplastic. High-impact plastic frame. Black finish only.

Hard Floor Casters Option - 50mm double wheels of soft plastic. High-impact plastic frame. Black finish only.

Task Chair
Pneumatic Height Adjustment
Lever-activated pneumatic cylinder enables seat-height adjustment from 16-1/2" to 21-1/4".

Five Blade Base
28" injection molded, 30% fiberglass reinforced nylon 5-blade base. Available in Black or Warm Gray.

Bookbag rack
Stack Chair Frame - Optional bookbag rack is a welded framework of 1/4" diameter solid wire welded to eight 1/8" thick plates. Fastened to stackable chair frame with eight #10 screws. Bookbag rack will be nickel-chrome plated or finished in powdercoat paint after all welding processes are complete

Testing
Ruckus chair components shall originate from ISO 9000, ISO 9001 or ISO 9002 registered facilities. Ruckus chairs are designed and manufactured to meet or exceed required ANSI/BIFMA X6.1-2012 Education Seating and ANSI/BIFMA X5.1-2011 General Purpose Office Chairs.

KI Color Match Program
KI offers the additional option of color matching paint, polypropylene, or wood stain through Product Modification Requests, contact Customer Service for details.

Whatever you imagine, whatever you require. KI's Color Match program lets you pick your color!

Color Match Process - Poly Seating information can be found here.

INFORMATION

Warranty
Refer to KI Terms & Conditions document or visit ki.com

Ruckus® Seating
General Information



Four-Leg Chair



Stack Chair



Task Chair



Stool

Features					
Stacking		•			•
Bookbag rack		•			•
Poly, or upholstered seat	•	•		•	•
General Dimensions					
Seat Width x depth	See chart	See chart		See chart	See chart
Seat Height	See chart	See chart		See chart	See chart
Overall Dimensions					
Width x depth	See chart	See chart		See chart	See chart
Height	See chart	See chart		See chart	See chart
Stacking on Floor-15" Frames		**Poly**	**Uph**		
Overall Width	n/a	28"	28"	n/a	
Overall Depth	n/a	36-1/4"	35"	n/a	
Quantity/Height	n/a	3 Chairs/35"	2 Chairs/30"	n/a	
Stacking on Floor-18" Frames		**Poly**	**Uph**		
Overall Width	n/a	28"	28"	n/a	
Overall Depth	n/a	37-3/4"	37-1/2"	n/a	
Quantity/Height	n/a	4 Chairs/40-1/4"	3 Chairs/37-1/2"	n/a	
Stacking on Floor-24" Frames				**Poly**	**Uph**
Overall Width				28"	28"
Overall Depth				36"	37-1/2"
Quantity/Height				3 Chairs/41"	3 Chairs/43-1/2"
Stacking on Floor-30" Frames				**Poly**	**Uph**
Overall Width				28"	28"
Overall Depth				36"	37-1/2"
Quantity/Height				3 Chairs/47"	3 Chairs/49-1/2"

Recommended Classroom Seating and Worksurface Heights									
SEATING measured to top of seat	**10"**	**12"**	**13"**	**14"**	**15"**	**16"**	**18"**	**24"**	**30"**
WORKSURFACE without book box	**17"-19"**	**19"-21"**	**21"-23"**	**22"-24"**	24"-26	**26"-28"**	**28"-30"**	**35"-37"**	**40"-42"**
GRADE LEVEL									
Pre-K									
K									
1									
2									
3									
4									
5 & up									

Ruckus® Seating
General Information

General Dimension			
Seat Height	**A**	**B**	**C**
	Seat Depth 1	**Seat Width**	**Seat Depth 2**
15"	18-4/5"	22-3/10"	16-7/10"
18"	18-4/5"	22-3/10"	16-7/10"

Chair Overall Dimensions

Seat Height	D	E	F	G	H	I	J
	Width 1	**Width 2**	**Depth 1**	**Depth 2**	**Height**	**Seat Height**	**Backrest Height**
15"	22-4/5"	28"	22-4/5"	29"	25-1/2"	15"	10-2/5"
15" (upholstered seat)	22-4/5"	28"	22-4/5"	29"	25-1/2"	16-3/10"	10-2/5"
18"	22-4/5"	28"	22-4/5"	29"	29-1/2"	18"	11-2/5"
18" (upholstered seat)	22-4/5"	28"	22-4/5"	29"	29-1/2"	19-3/10"	11-2/5"
24" Stool	22-4/5"	28"	22-4/5"	29"	35-1/2"	24"	11-2/5"
24" Stool (upholstered Seat)	22-4/5"	28"	22-4/5"	29"	35-1/2"	25-3/10"	11-2/5"
30" Stool	22-4/5"	28"	22-4/5"	29"	41-1/2"	30"	11-2/5"
30" Stool (upholstered Seat)	22-4/5"	28"	22-4/5"	29"	41-1/2"	31-3/10"	11-2/5"
Task Chair	22-4/5"	28-1/4"	22-4/5"	27-67/100"	28"-32-3/4"	16.5"-21-1/4"	11-2/5"
Task Chair (upholstered Seat)	22-4/5"	28-1/4"	22-4/5"	27-67/100"	28"-32-3/4"	17.7"-22-2/5"	11-2/5"
							Felt and Bell glides add 1/4" to height dimensions
							Dimensions are consistent for both 4-Leg & Stack Chair options

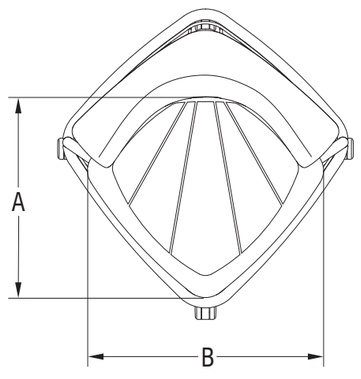

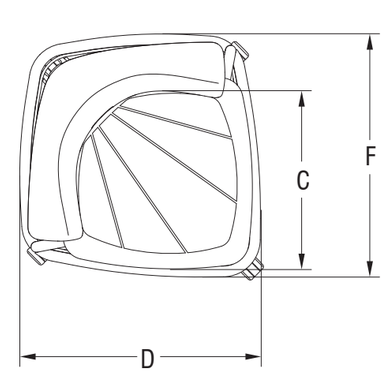

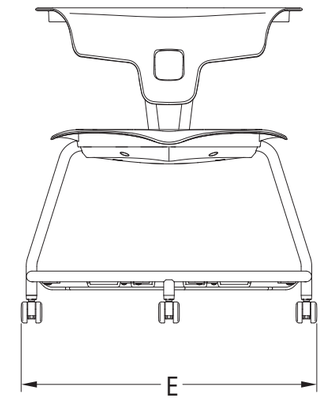

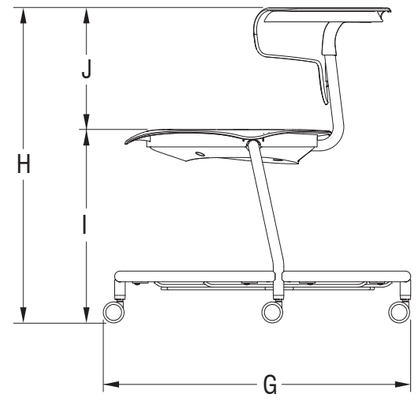

Ruckus® Seating
Product Color Options

Frame Color

Black	BL
Blue Grey	GR
Bronze Metallic	ZM
Cayenne	CY
Champagne Metallic	CM
Chrome	CH
Cool Grey	CG
Cottonwood	CO
Earthen Clay	EY
Espresso Metallic	EX
Everglade Shade	EV
Flannel	FN
Glitz Metallic	GZ
Hazy Jade	HJ
Honey Bee	HY
Light Tone	LG
Mardi Gras	MG
Misty Brown	MY
Nemo	NE
Nordic	ND
Poppy Red	PR
Purple Haze	PH
Rubber Ducky	RK
Sand	SA
Sky Blue	SK
Starlight Silver Metallic	SX
Surf's Up	SP
Twilight Shadow	TI
Ultra Blue	UB
Warm Grey	WG
Zesty Lime	ZL

Frame Color-Task Chairs

Black	BL
Warm Grey	WG

Casters and cylinder will always be black

Seat and Back Color-Polypropylene Non Flame Retardant

Black	PBL
Blue Grey	PGR
Cayenne	PCY
Cool Grey	PCG
Cottonwood	PCO
Earthen Clay	PEY
Everglade Shade	PEV
Flannel	PFN
Hazy Jade	PHJ
Honey Bee	PHY
Light Tone	PLG
Mardi Gras	PMG
Misty Brown	PMY
Nemo	PNE
Nordic	PND
Poppy Red	PPR
Purple Haze	PPH
Rubber Ducky	PRK
Sand	PSA
Sky Blue	PSK
Surf's Up	PSP
Twilight Shadow	PTI
Ultra Blue	PUB
Warm Grey	PWG
Zesty Lime	PZL

Seat and Back Color-Polypropylene Flame Retardant

Black	PBL

Bookbag Rack

Black	BRBL
Blue Grey	BRGR
Bronze Metallic	BRZM
Cayenne	BRCY
Champagne Metallic	BRCM
Chrome	BRCH
Cool Grey	BRCG
Cottonwood	BRCO
Earthen Clay	BREY
Espresso Metallic	BREX
Everglade Shade	BREV
Flannel	BRFN
Glitz Metallic	BRGZ
Hazy Jade	BRHJ
Honey Bee	BRHY
Light Tone	BRLG
Mardi Gras	BRMG
Misty Brown	BRMY
Nemo	BRNE
Nordic	BRND
Poppy Red	BRPR
Purple Haze	BRPH
Rubber Ducky	BRRK
Sand	BRSA
Sky Blue	BRSK
Starlight Silver Metallic	BRSX
Surf's Up	BRSP
Twilight Shadow	BRTI
Ultra Blue	BRUB
Warm Grey	BRWG
Zesty Lime	BRZL

Finish Cards

View color swatches for items listed within this document.

Paints **Wood/Veneer** **Molded Edges** **Hard Plastics**
Plastics/Poly **Laminates** **Edge Styles** **Glass**

Certain options referenced may not be available on GSA Schedule.

Ruckus® Cantilever Desk & Mobile Lectern
General Information

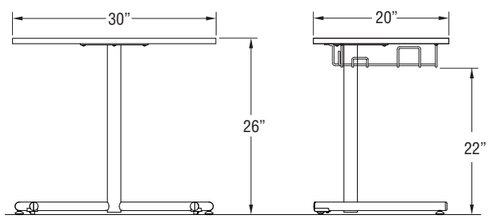

Fixed Height Desk - 26”
RU5207 (Rolling Base)

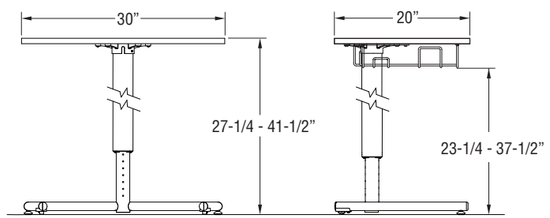

Set Screw Adjustable Desk
RUE20A (Rolling Base)

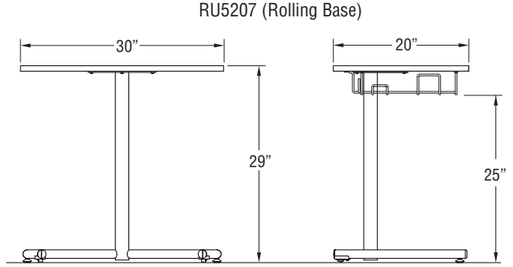

Fixed Height Desk - 29”
RU5201 (Rolling Base)

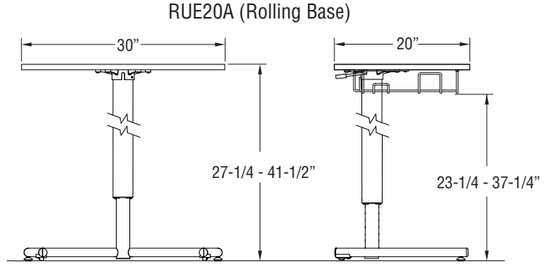

Pneumatic Adjustable Desk
RUZ20E (Rolling Base)

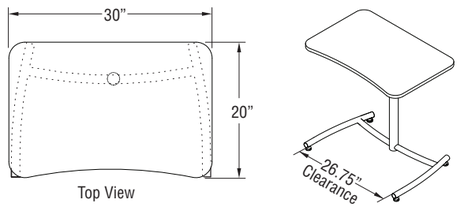

RUCKUS CANTILEVER DESK FEATURES





A. **Curved Worksurface**
Generously sized worksurfaces with a curved edge provide additional belly room and enhanced comfort.

B. **Durable Edges**
73P bonded poly edge banding provides moisture and tamper resistance (available in numerous standard colors).

C. **Fixed or Sit/Stand Adjustable Height**
Desks are available in 29" fixed heights as well as pneumatic or set screw sit/stand adjustable heights.

D. **Single Post**
Unique single post cantilever base maximizes leg clearance and improves ingress/egress.

E. **Optional Front Rollers**
Front rollers (with rear glides) provide mobility with a wheelbarrow motion.

F. **Optional Book Bag Hooks**
Available on both sides, unless a cupholder is specified.

G. **Optional Book Basket**
Basket frame includes two integrated book bag hooks, one on each side.

H. **Optional Cup Holder**
Swiveling cup holder is available on either the left or right side.

RUCKUS DESK

Fixed-Height Desk – Single-Post Cantilever
Frames are constructed with 2” and 1-1/4” by 14-gauge steel tubing welded to a 7-gauge steel plate. Frame shall be nickel-chrome plated or finished in powder-coat paint after all welding processes are complete. The 1-1/4” horizontal tubing is capped with a plastic plug (offered in black only).

Pneumatic Adjustable-Height Desk – Single-Post Cantilever
The top of the worksurface adjusts between 27-1/4” and 41-1/2” from the floor by activating a pneumatic cylinder using a lever located on the non-user side of the worksurface.

The desk base consists of a lower frame weldment and adjustable upper column assembly. The lower frame is constructed with 2” and 1-1/4” by 14-gauge steel tubing and can be nickel-chrome plated or finished in powder-coat paint after all welding processes are complete. The 1-1/4” horizontal tubing is capped with a plastic plug (offered in black only).

The adjustable upper column assembly is constructed of a 3” diameter aluminum extrusion and is capped using a black cast zinc flange attached by six, 1/4”-20 x 1-1/2” screws. The upper column assembly is finished in powder-coat paint. Nickel-chrome plating is not available on the upper column assembly. Upper assembly will be painted Starlight Silver when nickel-chrome plating is specified for the lower frame.

The worksurface is attached to the flange using five, #12 x 7/8” wood screws. Product is shipped fully assembled, one unit per carton.

The pneumatic cylinder includes a locking feature to prevent vertical movement when any force is applied to the worksurface and the cylinder is not actuated.

The weight capacity is less than 15 lbs. Capacity represents the total amount of weight the cylinder can lift without assistance from the user.

Set Screw Adjustable-Height Desk and ADA Desk– Single-Post Cantilever
The top of the worksurface adjusts between 27-1/4” and 41-1/4” from the floor by locking with a 1/4”-20 x 1/2” dog point set screw in 1” increments. (ADA Desk adjusts between 27-1/4” and 31-1/4”)

The desk base consists of a lower frame weldment and adjustable upper column assembly. The lower frame is constructed with 2” and 1-1/4” by 14-gauge steel tubing and can be nickel-chrome plated or finished in powder-coat paint after all welding processes are complete.1-1/4” horizontal tubing is capped with a plastic plug (offered in black only).

The adjustable upper column assembly is constructed of a 3” diameter aluminum extrusion and is capped using a black cast zinc flange attached by six, 1/4”x 20 x 1-1/2” screws. The upper column assembly is finished in powder-coat paint. Nickel-chrome plating is not available on the upper column assembly. Upper assembly will be painted Starlight Silver when nickel-chrome plating is specified for the lower frame.

The worksurface is attached to the flange using five, #12 x 7/8” wood screws. (For the ADA Desk, a steel plate is attached to the bottom of the worksurface using fourteen, #12 x 3/4” wood screws. The steel plate and worksurface is then attached to the support flange using eight, #12 x 5/8” wood screws.) Product is shipped fully assembled, one unit per carton.

Rolling Base Model (wheelbarrow)
Rolling base model includes two rollers located on the non-user side of the frame, with two swivel glides located on the user side for ease of mobility. Roller will be constructed of a two-piece molded polycarbonate housing with steel axle, supporting a 1-1/4” diameter wheel constructed of high impact styrene and secured to base frame with a 1/4-20 x 5/8” screw. Cantilever frame will include cutouts to encapsulate roller assembly. Roller assembly is offered in black only. Swivel-type glides are polished zinc-plated steel with nylon plastic, or felt feet surfaces. KI recommends consulting with the floor manufacturer for specific glide recommendations. **Note:** Felt glides increase product height by 1/4”. **Note:** Glides cannot be swapped with rollers or rollers with glides.

Top
Worksurface top consists of high-density particleboard core covered with .030” high-pressure laminate top and a .020” phenolic backing sheet and 73P polypropylene edge with a finished top thickness of 13/16”. Worksurface includes a curved front comfort curve on user side and 2-3/8” radius corners. Worksurface measures 20” x 30”. (ADA worksurface measures 25”x36”)

Glides
Swivel-type glides are polished zinc-plated steel with nylon plastic, or felt feet surfaces. KI recommends consulting with the floor manufacturer for specific glide recommendations.
Note: Felt glides increase product height by 1/4”. (See Seating General Information for General Guideline for Glide Selection.)

Book Bag Hook
Optional book bag hook is formed from 1/4” solid wire rod. Chrome finish provides long lasting wear resistance. Hook fastens to underside of laminate top with two #12 x 3/4” Phillips pan-head screws. Book bag hook is fully assembled to both sides of desk prior to shipment.

Book Basket
Optional book basket with integrated book bag hooks is formed from 1/4” solid wire rod. Book basket can be nickel-chrome plated or finished in powder-coat paint after all welding processes are complete. Measures 24-1/2” wide x 13” deep x 3-1/4” high. Fastens to underside of worksurface top with six #12 x 3/4” Phillips pan-head screws. Book basket is fully assembled to desk prior to shipment.

Swiveling Cup Holder
Optional cup holder is made of 11-guage steel and includes a 3” diameter cutout for drinks. Offered in Starlight Silver only. Cup holder is fully assembled to desk prior to shipment. Designate left or right hand location when selecting swiveling cup holder option.

Testing
Ruckus desk components originate from ISO 9000, ISO 9001 or ISO 9002 registered facilities. Ruckus desk is designed and manufactured to meet or exceed required ANSI/BIFMA X5.5-2014 Desking.

INFORMATION

Warranty
Refer to KI Terms & Conditions document or visit ki.com

Ruckus® Cantilever Desk & Mobile Lectern
General Information

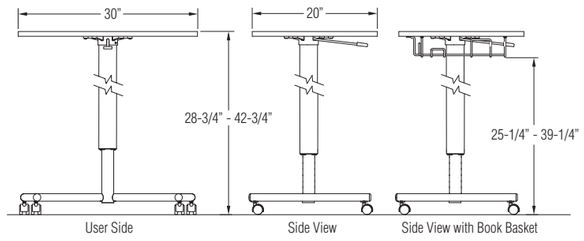

Pneumatic Adjustable Lectern
RUW20E & RUX20E (Caster Base)

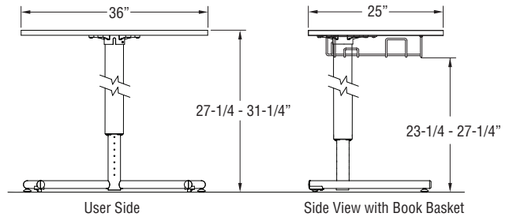

Set Screw Adjustable ADA Desk
RUE50A (Rolling Base)

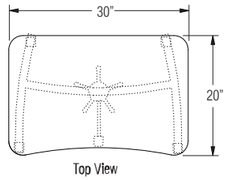

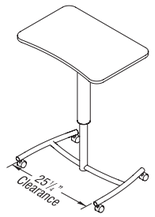

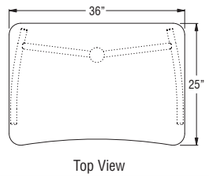

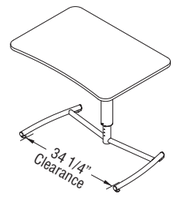

Recommended Classroom Seating and Worksurface Heights									
SEATING measured to top of seat	10"	12"	13"	14"	15"	16"	18"	24"	30"
WORKSURFACE without book box	17"-19"	19"-21"	21"-23"	22"-24"	24"-26	26"-28"	28"-30"	35"-37"	40"-42"
GRADE LEVEL									
Pre-K									
K									
I									
2									
3									
4									
5 & up									

RUCKUS MOBILE LECTERN FEATURES





A. **Curved Worksurface**
Generously sized worksurfaces with a curved front edge provide additional belly room and enhanced comfort.

B. **Durable Edges**
73P bonded poly edge banding provides moisture and tamper resistance (available in numerous standard colors).

C. **Adjustable Height**
Sit/Stand height pneumatically adjusts from 28¾" to 42¾".

D. **Mobility**
Casters provide mobility to promote flexibility.

E. **Optional Book Bag Hooks**
Available on both sides, unless a cupholder is specified.

F. **Optional Book Basket**
Basket frame includes two integrated book bag hooks, one on each side.

G. **Optional Cup Holder**
Swiveling cup holder is available on either left or right side.

H. **Optional Modesty Panel**
Seven acrylic colors to choose from.

MOBILE LECTERN

Mobile Lectern – Single-Post Cantilever

The top of the worksurface adjusts between 28-3/4" and 42-3/4" from the floor by activating a pneumatic cylinder using a lever located on the user side of the worksurface.

The lectern base consists of a lower frame weldment and adjustable upper column assembly. The lower frame is constructed with 2" and 1-1/4" by 14-gauge steel tubing and can be nickel-chrome plated or finished in powder-coat paint after all welding processes are complete. The 1-1/4" horizontal tubing is capped with a plastic plug (offered in black only). Available with casters only.

The adjustable upper column assembly is constructed of a 3" diameter aluminum extrusion and is capped using a black cast zinc flange attached by six, 1/4"-20 x 1-1/2" screws. The upper column assembly is finished in powder-coat paint. Nickel-chrome plating is not available on the upper column assembly. Upper assembly will be painted Starlight Silver when nickel-chrome plating is specified for the lower frame.

The worksurface is attached to the flange using five, #12 x 7/8" wood screws. Product is shipped fully assembled, one unit per carton.

The pneumatic cylinder includes a locking feature to prevent vertical movement when any force is applied to the worksurface and the cylinder is not actuated.

The weight capacity of the Ruckus Mobile Lectern with accessories (modesty panel, book basket and cupholder) is less than 15 lbs. Weight capacity is 20lbs when accessories are not specified. Capacity represents the total amount of weight the cylinder can lift without assistance from the user.

Top

Worksurface top consists of high-density particleboard core covered with .030" high-pressure laminate top and a .020" phenolic backing sheet and 73P polypropylene edge with a finished top thickness of 13/16". Worksurface includes a curved front comfort curve on user side and 2-3/8" radius corners. Worksurface measures 20" x 30".

Casters

Casters are single wheel with a 40mm outside dimension and constructed from high-impact thermoplastic. Available with hard or soft wheel surface. Black only.

Modesty Panel

Modesty panels are 20" x 20" with 2.31" radius corners constructed of 1/4" thick Acrylite Satinice material with a velvet texture and a very fine satin surface on both sides. Modesty panels are located on the underside of the worksurface and held in place using six #10-24 x 3/4" knurled thumbscrews and two 14-gauge steel rackets. See Product Color Options for available finish options.

Book Bag Hook

Optional book bag hook is formed from 1/4" solid wire rod. Chrome finish provides long lasting wear resistance. Hook fastens to underside of laminate top with two #12 x 3/4" Phillips pan-head screws. Book bag hook is fully assembled to desk prior to shipment.

Book Basket

Optional book basket with integrated book bag hooks is formed from 1/4" solid wire rod. Book basket can be nickel-chrome plated or finished in powder-coat paint after all welding processes are complete. Measures 24-1/2" wide x 13" deep x 3-1/4" high. Fastens to underside of worksurface top with six #12 x 3/4" Phillips pan-head screws. Book basket is fully assembled to desk prior to shipment.

Swiveling Cup Holder

Optional cup holder is made of 11-guage steel and includes a 3" diameter cutout for drinks. Offered in Starlight Silver only. Cup holder is fully assembled to desk prior to shipment.

Testing

Ruckus lectern components originate from ISO 9000, ISO 9001 or ISO 9002 registered facilities. Ruckus lectern is designed and manufactured to meet or exceed required ANSI/BIFMA X5.5-2014 Desking.

INFORMATION

Warranty

Refer to KI Terms & Conditions document or visit ki.com

Ruckus® Cantilever Desk & Mobile Lectern
Product Color Options

Ruckus® Cantilever Desk & Mobile Lectern
Product Color Options

Frame Color

Black	BL
Blue Grey	GR
Bronze Metallic	ZM
Cayenne	CY
Champagne Metallic	CM
Chrome	CH
Cool Grey	CG
Cottonwood	CO
Earthen Clay	EY
Espresso Metallic	EX
Everglade Shade	EV
Flannel	FN
Glitz Metallic	GZ
Hazy Jade	HJ
Honey Bee	HY
Light Tone	LG
Mardi Gras	MG
Misty Brown	MY
Nemo	NE
Nordic	ND
Poppy Red	PR
Purple Haze	PH
Rubber Ducky	RK
Sand	SA
Sky Blue	SK
Starlight Silver Metallic	SX
Surf's Up	SP
Twilight Shadow	TI
Ultra Blue	UB
Warm Grey	WG
Zesty Lime	ZL

*For height adjustable desks when chrome is selected the lower frame will be chrome and the upper column assembly will be Starlight Silver Metallic.

Book Basket Color

Black	BRBL
Blue Grey	
BRGR	
Bronze Metallic	
BRZM	
Cayenne	BRCY
Champagne Metallic	
BRCM	
Chrome	BRCH
Cool Grey	BRCG
Cottonwood	BRCO
Earthen Clay	BREY
Espresso Metallic	BREX
Everglade Shade	BREV
Flannel	BRFN
Glitz Metallic	BRGZ
Hazy Jade	BRHJ
Honey Bee	BRHY
Light Tone	BRLG
Mardi Gras	
BRMG	
Misty Brown	
BRMY	
Nemo	BRNE
Nordic	
BRND	
Poppy Red	BRPR
Purple Haze	BRPH
Rubber Ducky	BRRK
Sand	BRSA
Sky Blue	BRSK
Starlight Silver Metallic	BRSX
Surf's Up	BRSP
Twilight Shadow	BRTI
Ultra Blue	BRUB
Warm Grey	
BRWG	
Zesty Lime	BRZL

*For height adjustable desks when chrome is selected the lower frame will be chrome and the upper column assembly will be Starlight Silver Metallic.

Modesty Panel Color

Cloud Acrylic	ACD
Colorless Acrylic	ACS
Kiwi Acrylic	AKI
Laguna Acrylic	ALA
Pumpkin Acrylic	APU
Sunshine Acrylic	ASE
Tomato Acrylic	ATT

Edge Color for 73P Edge

Belair	EBQ
Biltmore Cherry	EBT
Black	EBL
Blue Grey	EGR
Brighton Walnut	EBW
Castle Oak	ECO
Cayenne	ECY
Cherry Storm	ECX
Cocobala	ECC
Cool Grey	ECG
Earthen Clay	EEY
Everglade Shade	EEV
Flannel	EFN
Florence Walnut	EFC
Friston Ash	EFH
Frosty White	EFW
Hazy Jade	EHJ
Honey Bee	EHY
Italian Silver Ash	EIT
Kensington Maple	EKM
Light Tone	ELG
Mardi Gras	EMG
Misty Brown	EMY
Monticello Maple	EMT
Multiplex	EMB
Nemo	ENE
Nordic	END
Poppy Red	EPR
Purple Haze	EPH
River Cherry	ERY
Rubber Ducky	ERK
Sand	ESA
Sky Blue	ESK
Sterling Ash	EAZ
Surf's Up	ESP
Twilight Shadow	ETI
Ultra Blue	EUB
Warm Grey	EWG
Windsor Mahogany	EWY
Zesty Lime	EZL

*Additional colors may be available. Please contact KI customer service at 1-800-424-2432

Surface Finish--Laminate

Belair	LBQ
Biltmore Cherry	LBT
Black	LBK
Brighton Walnut	LBW
Canyon Zephyr	LCA
Castle Oak	LCO
Casual Linen	LCU
Cherry Storm	LCX
Classic Linen	LCI
Cloud Zephyr	LCL
Cocobala	LCC
Crisp Linen	LRI
Desert Zephyr	LDZ
Dove Grey	LDG
Fired Steel	LIL
Flax Linen	LXF
Florence Walnut	LFC
Forged Steel	LOL
Friston Ash	LFH
Frosty White	LFW
Graphite Nebula	LGN
Grey	LGE
High Rise	LHE
Hollyberry	LHY
Irish Linen	LIH
Island	LID
Italian Silver Ash	LIT
Kensington Maple	LKM
Lapis Blue	LLB
Markerboard White	LMK
Misted Zephyr	LMR
Monticello Maple	LMT
Nickel Evolv	LNV
North Sea	LNA
Ocean	LON
Pearl Bisque	LPB
Pearl Silver	LPS
Pressed Linen	LPR
River Cherry	LRY
Rugged Linen	LRG
Satin Stainless	LSS
Shadow Zephyr	LSR
Silicon evolv	LSV
Sterling Ash	LAZ
Tailored Linen	LTL
Titanium evolv	LTV
White Nebula	LWL
White Sand	LWN
Windsor Mahogany	LWY

*Additional colors may be available. Please contact KI customer service at 1-800-424-2432

Finish Cards
View color swatches for items listed within this document.

Paints **Wood/Veneer** **Molded Edges** **Hard Plastics**
Plastics/Poly **Laminates** **Edge Styles** **Glass**

Certain options referenced may not be available on GSA Schedule.

Post-Leg Desktops & Activity Tabletops

All tops are 1 1/4" or 3/4" nominal overall thickness with .030" thick high-pressure laminate top surface and .028" phenolic backer (bottom surface). All post-leg desks and kite and diamond activity tables are available with either top thickness. All remaining activity tables are only available with the 1 1/4" top thickness. The density of the core in standard tops is 45 lb/cu ft particleboard, M3 grade. All tops have a 2 mm bonded edge band for tamper and moisture resistance, specified as 74P for 1 1/4" tops and as 73P for 3/4" tops.

Post Leg Assembly

Leg assembly heights are achieved by accounting for 1 1/4" tabletop thickness. For tables or desks with 3/4" tops, height dimensions are 1/2" (nominal) less. Leg assemblies come in four variations, 29" fixed-height, 12-19" floor adjustable-height, 20-33" sit adjustable-height, & 29-42" sit-stand adjustable-height. All adjustable-height table legs adjust with screws in 1" increments.

Fixed-Height Post Leg Construction

Consists of a of a 1 3/4" O.D. 14-gauge steel tube welded to a 1/4" thick mounting plate. Leg bottom has a pressed-in steel insert with 5/16-18 UNC threaded hole for either caster or glide.

Screw Adjustable-Height Post Leg Construction (upper & lower leg members)

The upper (outer), leg member consists of a 1 3/4" O.D. 14-gauge steel tube welded to a 1/4" thick mounting plate. The lower (inner) leg member consists of a 1 1/2" O.D. 14-gauge steel tube containing fifteen 1/4-20 UNC holes in 1" increments to allow for error-free desk and table height adjustment, and has a pressed-in plastic insert at floor level with 5/16-18 UNC steel threaded hole for either caster or glide. Height adjustment of each leg assembly is locked using two 1/4-20 screws with lock washers at the outer leg member, threading into the inner leg member. Post-leg desks & kite or diamond activity tables use a 1/4" thick triangular mounting plate (5 x 6 1/2"). All other tables use a 1/4" thick square mounting plate (8" x 8"). Casters and glides are shipped assembled to the legs. Adjustable legs with a height range of 12-19" are shipped from the factory pre-set to 19" table height. Adjustable legs with a height range of 20-42" are shipped from the factory pre-set to 29" table height.

Casters & Glides

Each table includes either: all casters, all glides, or a caster and glide mix that includes casters for two legs and glides for all remaining legs. 12-19" post-leg assemblies are available with glides only and do not include spacers. Casters are 50 mm O.D. double-wheel, molded nylon, black, unhooded, with brake and use a 5/16-18 threaded steel stem for mounting. Glides are either: Black nylon with a 5/16-18 threaded steel stem or Black nylon with felt base with a 5/16-18 threaded steel stem. Glides are utilized with a Black nylon glide locking spacer (patent pending). The spacer has steel 5/16-18 threaded hole. The spacer and glide combination allows for interchangeability between glides and casters without a change in height of the desk or table surface.

Ruckus® Post-Leg Desk and Activity Table
General Information

TECHNICAL SPECIFICATIONS

Undersurface Accessories

Book Basket

Optional book basket is made of chrome plated 7 mm diameter solid steel wire. Fastens to underside of top with eight #12 x 3/4" Phillips pan head screws. Book basket is only available on the Ruckus Post-Leg Desk.

Small and Large Book Boxes

Optional solid molded thermoplastic polypropylene book box. Translucent finish helps provide safe environment while allowing for some degree of personal privacy. Molded-in pencil tray keeps items conveniently inside book box within easy reach, not on the floor or in the back of the book box. Fastens to underside of top with nine #12 x 3/4" Phillips pan head screws. Small and Large Book Boxes are only available on Ruckus Post-Leg Desks.

Removable Tote Storage

Totes are molded from talc filled Polypropylene giving strength and rigidity. The totes are completely translucent for visibility of the contents within. The Polypropylene contains an anti-static additive to reduce the attraction of dust. Polypropylene is chemically resistant to a majority of chemicals and cleaners used in schools. Removable tote storage is available on both the Ruckus Post-Leg Desks and Activity Tables.

Book Bag Hook

Optional book bag hook is formed from 1/4" solid wire rod and is chrome plated for long lasting wear resistance. Fastens to underside of top with two #12 x 3/4" Phillips pan head screws. Hook can be combined with any of the under storage options. Book bag hook must be ordered separately as an accessory.

Ruckus® Post-Leg Desk and Activity Table
General Information

RUCKUS POST-LEG DESK FEATURES



A. **Shapes**
Five shapes in various sizes for student engagement and reconfiguration – E-triangle, OddQuad (patented KI desk shape), R-triangle, Rectangle (shown) and Trapezoid.

B. **Durable Edges**
73P and 74P bonded poly edge banding provides moisture and tamper resistance (available in numerous standard colors).

C. **Optional Undersurface Storage**
Choose from: book basket, small book box, large book box or removable tote storage (shown). Desk tops are pre-drilled to accept all options.

D. **Fixed or Adjustable Height**
Fixed height is 29". Floor height adjustable 11½–18½". Sit height adjustable (shown) is 20–33". Sit-stand height adjustable is 29–42". Legs adjust in 1" increments with set screws.

E. **Bases**
Three base options: glides, casters or both casters and glides to allow wheelbarrow motion. Interchangeable same-height casters and glides can be changed quickly in the field while maintaining original surface height. Casters are dual-wheel locking. Glides are available in nylon or felt.

Recommended Classroom Seating and Worksurface Heights									
SEATING measured to top of seat	10"	12"	13"	14"	15"	16"	18"	24"	30"
WORKSURFACE without book box	17"-19"	19"-21"	21"-23"	22"-24"	24"-26	26"-28"	28"-30"	35"-37"	40"-42"
GRADE LEVEL									
Pre-K									
K									
1									
2									
3									
4									
5 & up									

DIMENSIONS

Ruckus Post-Leg Rectangular Desk

Model Number	A Desk Depth	B Desk Width	C Desk Height	D Space Between Legs	E Space Between Legs	Worksurface Thickness	Fixed Legs	Adjustable Legs	Large Book Box
RDEHA2030-73P	20”	29.75”	11½” - 18½”	23.25”	13.25”	¾”		•	•
RDEHA2036-73P	20”	35.75”	11½” - 18½”	29”	13.25”	¾”		•	•
RDEHA2436-73P	24”	35.75”	11½” - 18½”	29”	17.25”	¾”		•	•
RDEAA2030	20”	29.75”	29”	23.25”	13.25”	¾” or 1¼”	•		
RDEAA2036	20”	35.75”	29”	29”	13.25”	¾” or 1¼”	•		•
RDEAA2436	24”	35.75”	29”	29”	17.25”	¾” or 1¼”	•		•
RDEEA2030	20”	29.75”	20” - 33”	23.25”	13.25”	¾” or 1¼”		•	
RDEEA2036	20”	35.75”	20” - 33”	29”	13.25”	¾” or 1¼”		•	•
RDEEA2037ADA	20”	37”	20” - 33”	30.25”	13.25”	¾” or 1¼”		•	•
RDEEA2436	24”	35.75”	20” - 33”	29”	17.25”	¾” or 1¼”		•	•
RDEFA2030	20”	29.75”	29” - 42”	23.25”	13.25”	¾” or 1¼”		•	
RDEFA2036	20”	35.75”	29” - 42”	29”	13.25”	¾” or 1¼”		•	•
RDEFA2037ADA	20”	37”	29” - 42”	30.25”	13.25”	¾” or 1¼”		•	•
RDEFA2436	24”	35.75”	29” - 42”	29”	17.25”	¾” or 1¼”		•	•

(model RDEEA2436 with caster/glide base shown)

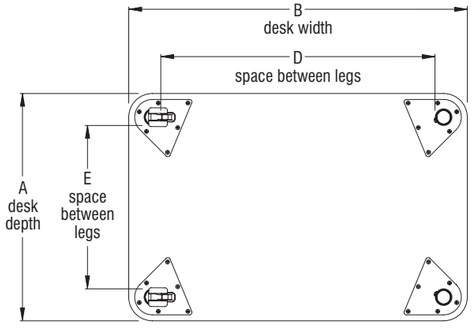

(bottom view)

Note: Desk height dimensions in the chart above (excluding RDEHA models) represent desks with a nominal worksurface thickness of 1¼". **If the worksurface thickness is ¾", ½" must be subtracted from the "desk height" column in the chart.** Reference the "Desk/Table Storage Dimensions" charts on pages 8-10 for storage clearance dimensions.

Note: For Ruckus Post-Leg Rectangular Desk models RDEAA2030, RDEEA2030, RDEFA2030 and RDEHA2030 the entire Ruckus chair frame will not fit between the legs, and therefore will not stack on the desk surface.

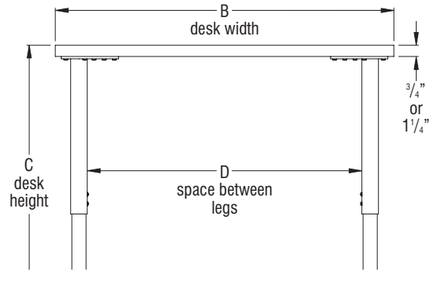

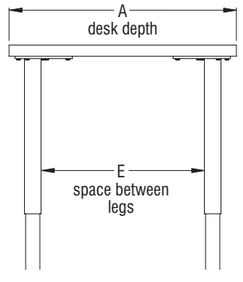

DIMENSIONS

Ruckus Post-Leg E-Triangle Desk

Model Number	A Desk Depth	B Desk Width	C Desk Height	D Space Between Legs	E Knee Clearance	Worksurface Thickness	Fixed Legs	Adjustable Legs	Large Book Box
RDEHK32-73P	28.38”	32”	11½” - 18½”	25.38”	25.01”	¾”		•	•
RDEHK37-73P	32.71”	37”	11½” - 18½”	30.38”	29.34”	¾”		•	•
RDEAK32	28.38”	32”	29”	25.38”	25.01”	¾” or 1¼”	•		
RDEAK37	32.71”	37”	29”	30.38”	29.34”	¾” or 1¼”	•		•
RDEEK32	28.38”	32”	20” - 33”	25.38”	25.01”	¾” or 1¼”		•	
RDEEK37	32.71”	37”	20” - 33”	30.38”	29.34”	¾” or 1¼”		•	•
RDEFK32	28.38”	32”	29” - 42”	25.38”	25.01”	¾” or 1¼”		•	
RDEFK37	32.71”	37”	29” - 42”	30.38”	29.34”	¾” or 1¼”		•	•

(model RDEEK32 with caster/glide base shown)

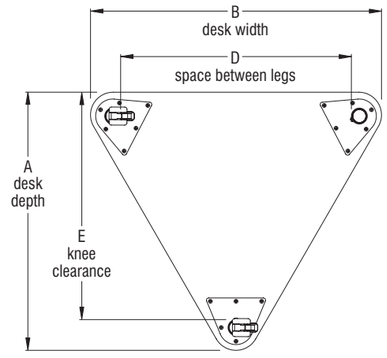

(bottom view)

Note: Desk height dimensions in the chart above (excluding RDEHK models) represent desks with a nominal worksurface thickness of 1¼". **If the worksurface thickness is ¾", ½" must be subtracted from the "desk height" column in the chart.** Reference the "Desk/Table Storage Dimensions" charts on pages 8-10 for storage clearance dimensions.

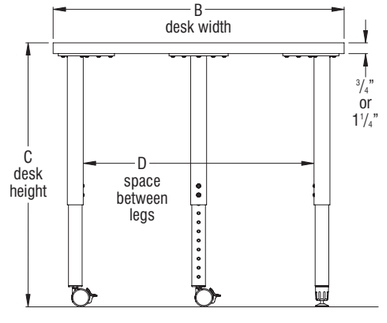

(front view)

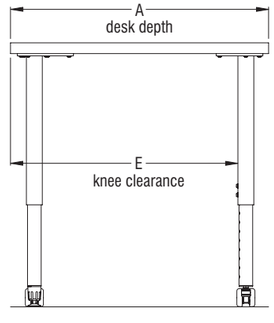

(side view)

DIMENSIONS

Ruckus Post-Leg R-Triangle Desk

Model Number	A Desk Depth	B Desk Width	C Desk Height	D Space Between Legs	E Knee Clearance	F	G Space Between Legs	Worksurface Thickness	Fixed Legs	Adjustable Legs	Large Book Box
RDEAL39	21.79”	38.59”	29”	31.84”	18.42”	28.75”	22”	3/4” or 1 1/4”	•		
RDEAL47	25.75”	46.49”	29”	39.75”	22.37”	34.34”	27.59”	3/4” or 1 1/4”	•		•
RDEEL39	21.79”	38.59”	20” - 33”	31.84”	18.42”	28.75”	22”	3/4” or 1 1/4”		•	
RDEEL47	25.75”	46.49”	20” - 33”	39.75”	22.37”	34.34”	27.59”	3/4” or 1 1/4”		•	•
RDEFL39	21.79”	38.59”	29” - 42”	31.84”	18.42”	28.75”	22”	3/4” or 1 1/4”		•	
RDEFL47	25.75”	46.49”	29” - 42”	39.75”	22.37”	34.34”	27.59”	3/4” or 1 1/4”		•	•

(model RDEEL39 with caster/glide base shown)

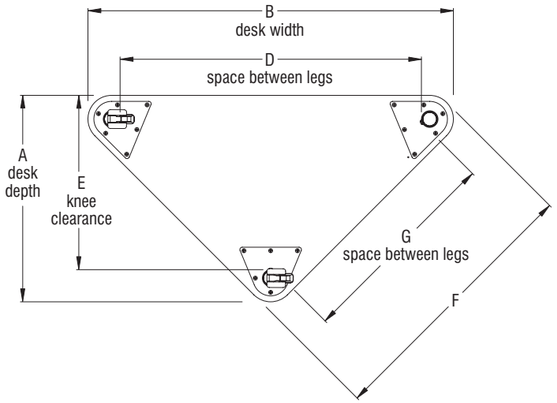

(bottom view)

Note: Desk height dimensions in the chart above represent desks with a nominal worksurface thickness of 1 1/4". **If the worksurface thickness is 3/4", 1/2" must be subtracted from the "desk height" column in the chart.** Reference the "Desk/Table Storage Dimensions" charts on pages 8-10 for storage clearance dimensions.

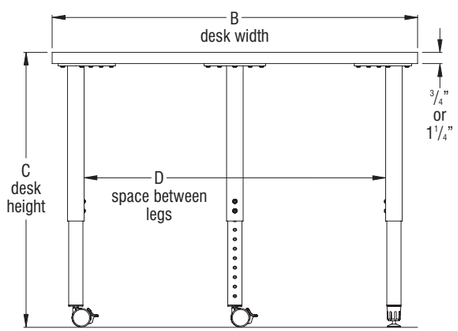

(front view)

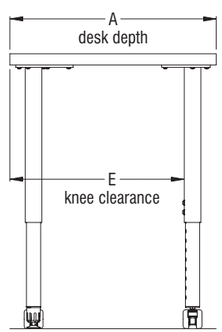

(side view)

DIMENSIONS

Ruckus Post-Leg Trapezoid Desk

Model Number	A Desk Depth	B Desk Width	C Desk Height	D Space Between Legs	E Knee Clearance	Worksurface Thickness	Fixed Legs	Adjustable Legs	Large Book Box
RDEAM34	21”	34”	29”	27.38”	17.69”	3/4” or 1 1/4”	•		
RDEAM37	23.50”	37”	29”	30.38”	20.19”	3/4” or 1 1/4”	•		•
RDEEM34	21”	34”	20” - 33”	27.38”	17.69”	3/4” or 1 1/4”		•	
RDEEM37	23.50”	37”	20” - 33”	30.38”	20.19”	3/4” or 1 1/4”		•	•
RDEFM34	21”	34”	29” - 42”	27.38”	17.69”	3/4” or 1 1/4”		•	
RDEFM37	23.50”	37”	29” - 42”	30.38”	20.19”	3/4” or 1 1/4”		•	•

(model RDEEM34 with caster/glide base shown)

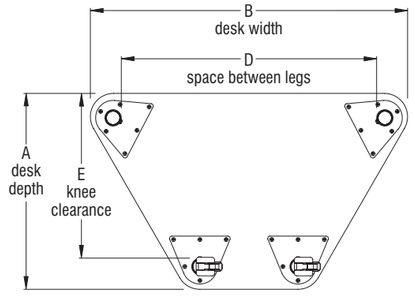

(bottom view)

Note: Desk height dimensions in the chart above represent desks with a nominal worksurface thickness of 1 1/4". **If the worksurface thickness is 3/4", 1/2" must be subtracted from the "desk height" column in the chart.** Reference the "Desk/Table Storage Dimensions" charts on pages 8-10 for storage clearance dimensions.

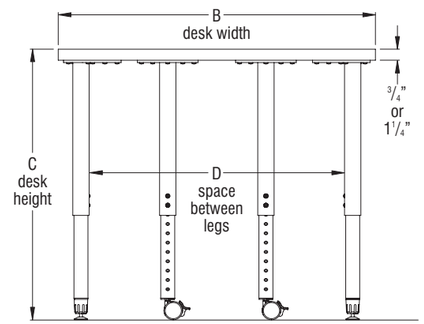

(front view)

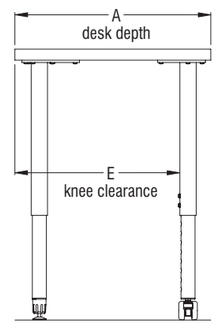

(side view)

DIMENSIONS

Ruckus Post-Leg Oddquad Desk

Model Number	A Desk Depth	B Desk Width	C Desk Height	D Space Between Legs	E Knee Clearance	F Space Between Legs	Worksurface Thickness	Fixed Legs	Adjustable Legs	Large Book Box
RDEAZ36	22.11"	35.44"	29"	28.69"	18.74"	18.85"	3/4" or 1 1/4"	•		
RDEAZ39	23.98"	38.56"	29"	31.81"	20.61"	21.32"	3/4" or 1 1/4"	•		•
RDEEZ36	22.11"	35.44"	20" - 33"	28.69"	18.74"	18.85"	3/4" or 1 1/4"		•	
RDEEZ39	23.98"	38.56"	20" - 33"	31.81"	20.61"	21.32"	3/4" or 1 1/4"		•	•
RDEFZ36	22.11"	35.44"	29" - 42"	28.69"	18.74"	18.85"	3/4" or 1 1/4"		•	
RDEFZ39	23.98"	38.56"	29" - 42"	31.81"	20.61"	21.32"	3/4" or 1 1/4"		•	•

(model RDEEZ36 with caster/glide base shown)

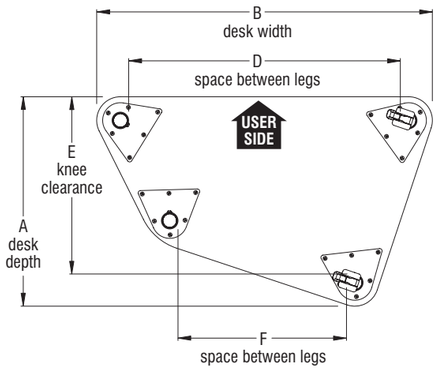

(bottom view)

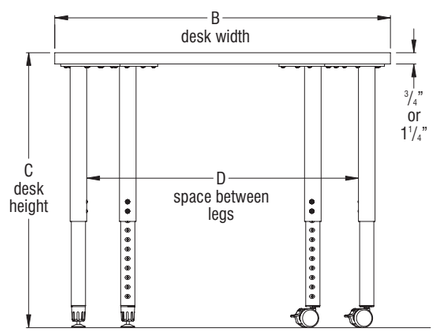

(front view)

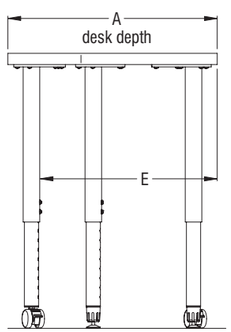

(side view)

Note: Desk height dimensions in the chart above represent desks with a nominal worksurface thickness of 1 1/4". **If the worksurface thickness is 3/4", 1/2" must be subtracted from the "desk height" column in the chart.** Reference the "Desk/Table Storage Dimensions" charts on pages 8-10 for storage clearance dimensions.

DIMENSIONS - Desk/Table Storage Dimensions

Book Basket

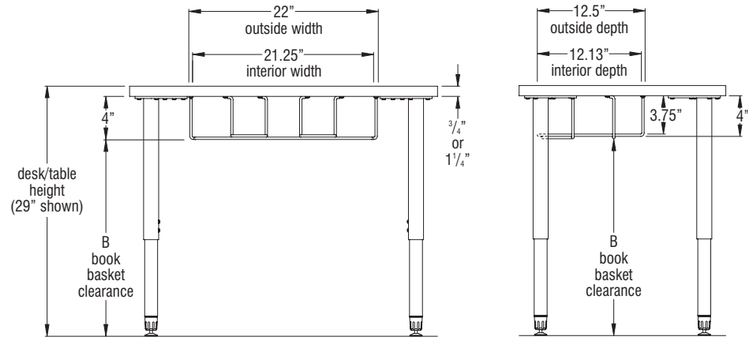

	Book Basket
Model Number	46.9351
Outside Width	22"
Outside Depth	12.5"
Outside Height	4"
Interior Width	21.25"
Interior Depth	12.13"
Interior Height	3.75"

Reference the "Desk/Table Storage Clearance" chart on page 10 for storage clearance dimensions.

Small Book Box

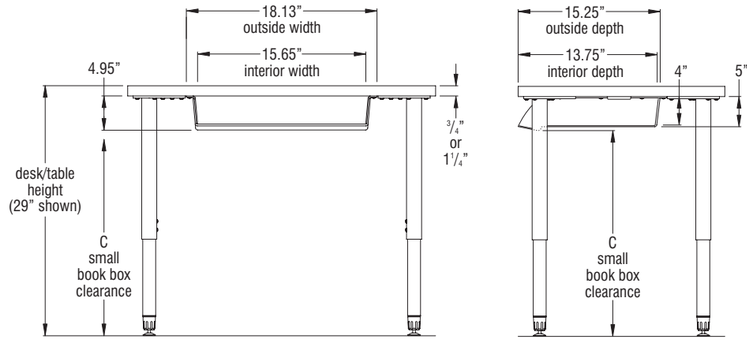

	Small Book Box
Model Number	46.6232
Outside Width	18.13"
Outside Depth	15.25"
Outside Height	5"
Interior Width	15.65"
Interior Depth	13.75"
Interior Height	4"

Reference the "Desk/Table Storage Clearance" chart on page 10 for storage clearance dimensions.

Large Book Box

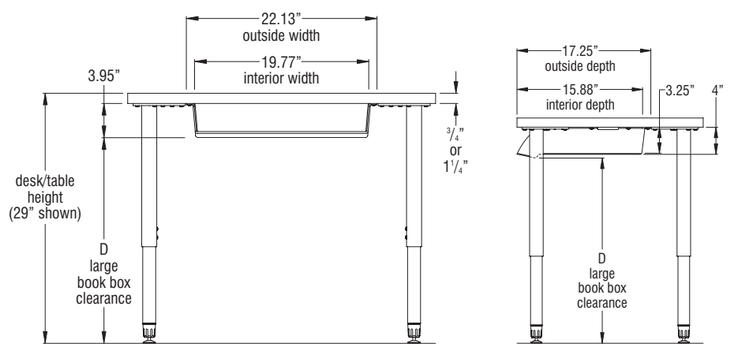

	Large Book Box
Model Number	46.9359
Outside Width	22.13"
Outside Depth	17.25"
Outside Height	4"
Interior Width	19.77"
Interior Depth	15.88"
Interior Height	3.25"

Reference the "Desk/Table Storage Clearance" chart on page 10 for storage clearance dimensions.

DIMENSIONS - Desk/Table Storage Dimensions

Tote

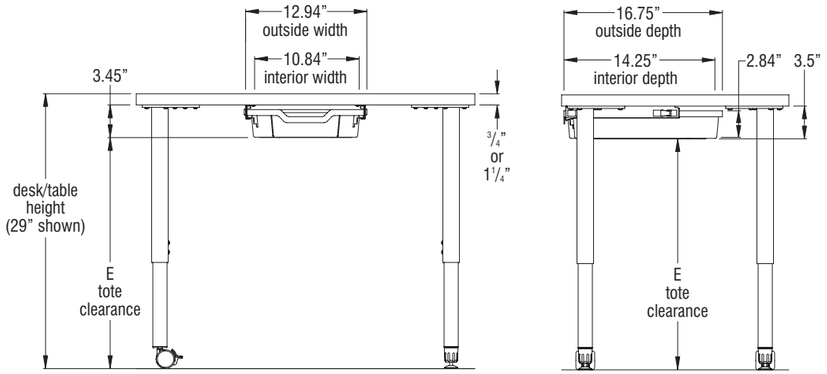

	3" Tote with Rails
Model Number	RKAUSRTKIT1
Outside Width	12.94"
Outside Depth	16.75"
Outside Height	3.5"
Interior Width	10.84"
Interior Depth	14.25"
Interior Height	2.84"

Reference the "Desk/Table Storage Clearance" chart on page 10 for storage clearance dimensions.

Ruckus Activity Table (with no storage unit)

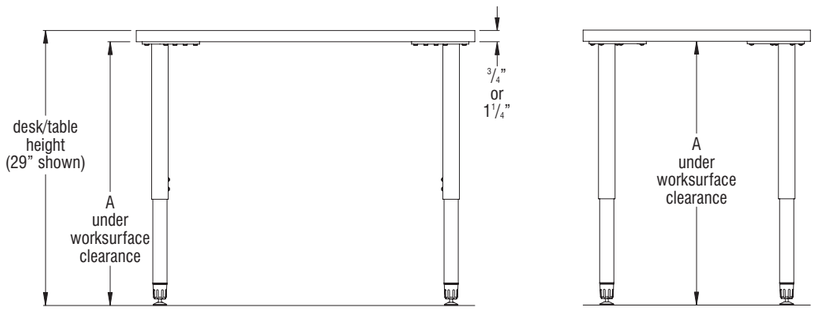

Reference the "Desk/Table Storage Clearance" chart on page 10 for storage clearance dimensions.

Ruckus® Post-Leg Desk and Activity Table
General Information

DIMENSIONS - Desk/Table Storage Dimensions

Desk/Table Storage Clearance

Desk/ Table Height Range	A No Desk/Table Storage Under Worksurface Clearance	B Book Basket Clearance	C Small Book Box Clearance	D Large Book Box Clearance	E Tote Clearance
12"	10.82"	5.82"	5.87"	6.86"	7.37"
13"	11.82"	6.82"	6.87"	7.86"	8.37"
14"	12.82"	7.82"	7.87"	8.86"	9.37"
15"	13.82"	8.82"	8.87"	9.86"	10.37"
16"	14.82"	9.82"	9.87"	10.86"	11.37"
17"	15.82"	10.82"	10.87"	11.86"	12.37"
18"	16.82"	11.82"	11.87"	12.86"	13.37"
19"	17.82"	12.82"	12.87"	13.86"	14.37"
20"	18.82"	13.82"	13.87"	14.86"	15.37"
21"	19.82"	14.82"	14.87"	15.86"	16.37"
22"	20.82"	15.82"	15.87"	16.86"	17.37"
23"	21.82"	16.82"	16.87"	17.86"	18.37"
24"	22.82"	17.82"	17.87"	18.86"	19.37"
25"	23.82"	18.82"	18.87"	19.86"	20.37"
26"	24.82"	19.82"	19.87"	20.86"	21.37"
27"	25.82"	20.82"	20.87"	21.86"	22.37"
28"	26.82"	21.82"	21.87"	22.86"	23.37"
***29"**	**27.82"**	**22.82"**	**22.87"**	**23.86"**	**24.37"**
30"	28.82"	23.82"	23.87"	24.86"	25.37"
31"	29.82"	24.82"	24.87"	25.86"	26.37"
32"	30.82"	25.82"	25.87"	26.86"	27.37"
33"	31.82"	26.82"	26.87"	27.86"	28.37"
34"	32.82"	27.82"	27.87"	28.86"	29.37"
35"	33.82"	28.82"	28.87"	29.86"	30.37"
36"	34.82"	29.82"	29.87"	30.86"	31.37"
37"	35.82"	30.82"	30.87"	31.86"	32.37"
38"	36.82"	31.82"	31.87"	32.86"	33.37"
39"	37.82"	32.82"	32.87"	33.86"	34.37"
40"	38.82"	33.82"	33.87"	34.86"	35.37"
41"	39.82"	34.82"	34.87"	35.86"	36.37"
42"	40.82"	35.82"	35.87"	36.86"	37.37"

***Note:** Adjustable legs with a height range of 12-19" are shipped from the factory pre-set to 19" table height. Adjustable legs with a height range of 20-42" are shipped from the factory pre-set to 29" table height.

Note: The storage clearance figures shown on the two previous pages are represented with model RDEEA2436. Clearance dimensions in the chart above represent tables with a nominal tabletop thickness of 1 1/4".

Ruckus® Post-Leg Desk and Activity Table
General Information

STATEMENT OF LINE

Ruckus Post-Leg Desk

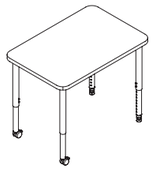

Rectangular Desk
RDEAA
RDEEA
RDEFA
RDEHA



E-Triangle Desk
RDEAK
RDEEK
RDEFK
RDEHK

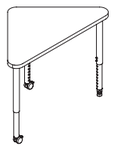

R-Triangle Desk
RDEAL
RDEEL
RDEFL



Trapezoid Desk
RDEAM
RDEEM
RDEFM



Oddquad Desk
RDEAZ
RDEEZ
RDEFZ

Optional Ruckus Post-Leg Desk Storage

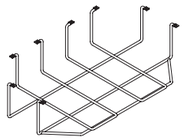

Book Basket
/BR

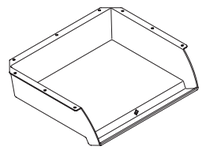

Small Book Box
/BBS

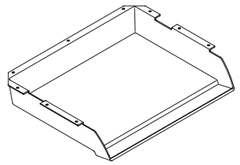

Large Book Box
/BBL

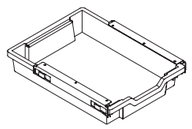

Removable Tote Storage
/RT



Book Bag Hook
RKUSBBH1

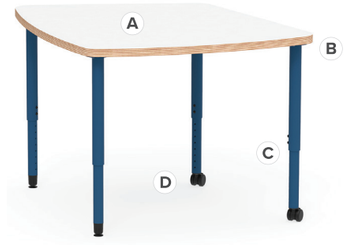

A. Worksurfaces
High-pressure laminate worksurface in 49 standard finishes, including markerboard (dark edge colors are recommended with markerboard laminate). Available in 10 dynamic shapes — D-Shape, Diamond, Horseshoe, Kidney, Kite, Rectangle (Note: Rectangle shaped tables are available with either rounded or square corners), Round, Sprocket, Square, Clover — in various sizes.

B. Durable Edges
73P and 74P bonded poly edge banding provides moisture and tamper resistance (available in numerous standard colors).

C. Heights
Four table height options: fixed height (29"), floor height adjustable (12–19"), sit height adjustable (20–33") or sit-stand height-adjustable (29–42"). Note: For Diamond and Kite tables specified with ¾" top and 73P edge, subtract ½" from the height. Legs adjust in 1" increments using two set screws for added strength and rigidity and are available in numerous color options including chrome.

D. Bases
Three base options: glides, casters or both casters and glides to allow wheelbarrow motion. Interchangeable same-height casters and glides can be changed quickly in the field while maintaining original surface height. Casters are dual-wheel locking. Glides are available in nylon or felt.

Recommended Classroom Seating and Worksurface Heights									
SEATING measured to top of seat	**10"**	**12"**	**13"**	**14"**	**15"**	**16"**	**18"**	24"	**30"**
WORKSURFACE without book box	**17"-19"**	**19"-21"**	**21"-23"**	**22"-24"**	**24"-26**	**26"-28"**	**28"-30"**	**35"-37"**	**40"-42"**
GRADE LEVEL									
Pre-K									
K									
1									
2									
3									
4									
5 & up									

Ruckus® Post-Leg Desk and Activity Table
General Information

DIMENSIONS

Ruckus Diamond Activity Table

Model Number	A Table Depth	B Table Width	C Table Height	D Space Between Legs	E Space Between Legs	F	Worksurface Thickness	Fixed Legs	Adjustable Legs	Removable Tote Storage
RTEAE24	31.08"	39.75"	29"	22"	18.19"	24"	3/4" or 1 1/4"	•		0
RTEAE30	38.99"	49.91"	29"	29.06"	24.11"	30"	3/4" or 1 1/4"	•		2
RTEAE36	47.05"	60"	29"	36.24"	29.97"	36"	3/4" or 1 1/4"	•		2
RTEEE24	31.08"	39.75"	20" - 33"	22"	18.19"	24"	3/4" or 1 1/4"		•	0
RTEEE30	38.99"	49.91"	20" - 33"	29.06"	24.11"	30"	3/4" or 1 1/4"		•	2
RTEEE36	47.05"	60"	20" - 33"	36.24"	29.97"	36"	3/4" or 1 1/4"		•	2
RTEFE24	31.08"	39.75"	29" - 42"	29.06"	24.11"	24"	3/4" or 1 1/4"		•	0
RTEFE30	38.99"	49.91"	29" - 42"	36.24"	29.97"	30"	3/4" or 1 1/4"		•	2
RTEFE36	47.05"	60"	29" - 42"	36.24"	29.97"	36"	3/4" or 1 1/4"		•	2

(model RTEEE30 with caster/glide base shown)

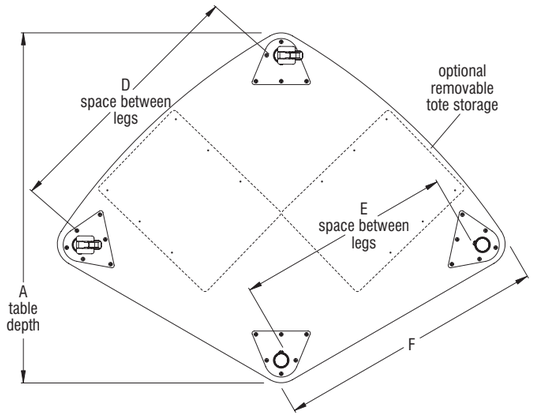

(bottom view)

Note: Table height dimensions in the chart above represent tables with a nominal tabletop thickness of 1 1/4". **If the tabletop thickness is 3/4", 1/2" must be subtracted from the "table height" column in the chart.** Reference the "Desk/Table Storage Dimensions" charts on pages 8-10 for storage clearance dimensions.

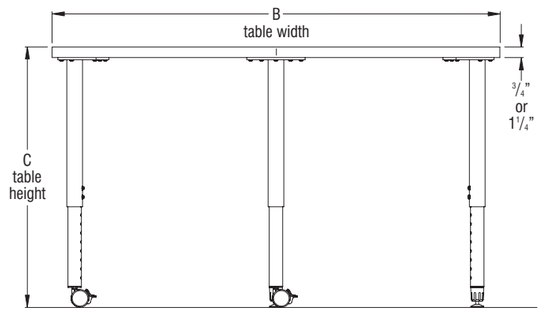

(front view)

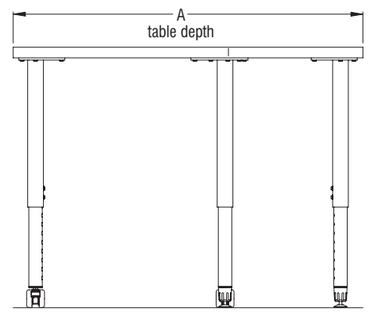

(side view)

DIMENSIONS

Ruckus Kite Activity Table

Model Number	A Table Depth	B Table Width	C Table Height	D Space Between Legs	E	Worksurface Thickness	Fixed Legs	Adjustable Legs	Removable Tote Storage
RTEHJ34-73P	34.89"	56.77"	11½" - 18½"	28.14"	33.83"	¾"		•	2
RTEHJ39-73P	39.89"	65.43"	11½" - 18½"	33.14"	38.83"	¾"		•	2
RTEAJ34	34.89"	56.77"	29"	28.14"	33.83"	¾" or 1¼"	•		2
RTEAJ39	39.89"	65.43"	29"	33.14"	38.83"	¾" or 1¼"	•		2
RTEEJ34	34.89"	56.77"	20" - 33"	28.14"	33.83"	¾" or 1¼"		•	2
RTEEJ39	39.89"	65.43"	20" - 33"	33.14"	38.83"	¾" or 1¼"		•	2
RTEFJ34	34.89"	56.77"	29" - 42"	28.14"	33.83"	¾" or 1¼"		•	2
RTEFJ39	39.89"	65.43"	29" - 42"	33.14"	38.83"	¾" or 1¼"		•	2

(model RDEEJ34 with caster/glide base shown)

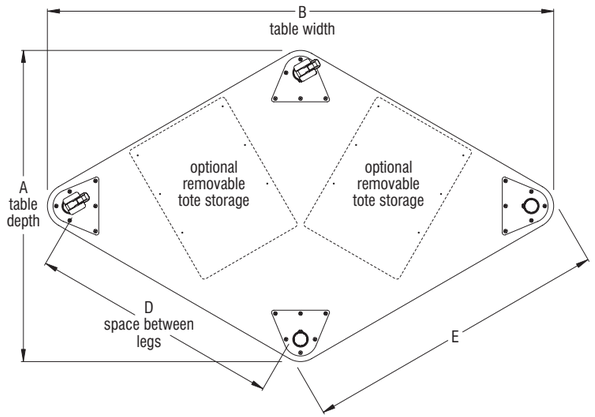

(bottom view)

Note: Table height dimensions in the chart above (excluding RTEHJ models) represent tables with a nominal tabletop thickness of 1¼". **If the tabletop thickness is ¾", ½" must be subtracted from the "table height" column in the chart.** Reference the "Desk/Table Storage Dimensions" charts on pages 8-10 for storage clearance dimensions.

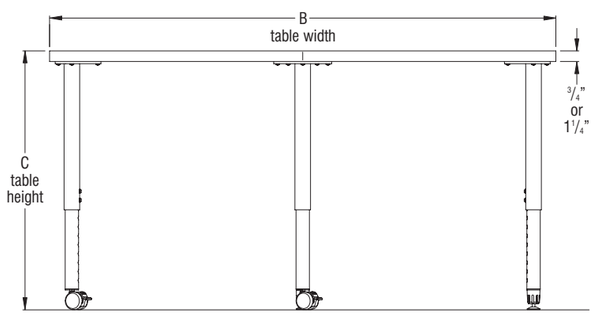

(front view)

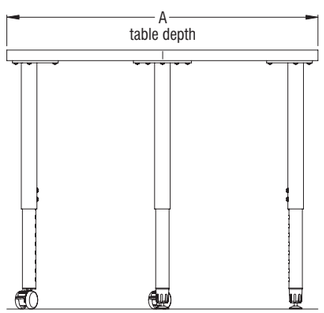

(side view)

DIMENSIONS

Ruckus Rectangular Activity Table with Rounded Corners - Fixed-Height

Model Number	A Table Depth	B Table Width	C Table Height	D Space Between Legs	E Space Between Legs	Worksurface Thickness	Single Stiffener	Dual Stiffener	Middle Leg	Removable Tote Storage
RTEAA2048	20"	48"	29"	41.37"	13.37"	1¼"				2
RTEAA2054	20"	54"	29"	47.37"	13.37"	1¼"				2
RTEAA2060	20"	60"	29"	53.37"	13.37"	1¼"	•			2
RTEAA2066	20"	66"	29"	59.37"	13.37"	1¼"	•			2
RTEAA2072	20"	72"	29"	65.37"	13.37"	1¼"	•			3
RTEAA2430	24"	30"	29"	23.37"	17.37"	1¼"				0
RTEAA2436	24"	36"	29"	29.37"	17.37"	1¼"				1
RTEAA2448	24"	48"	29"	41.37"	17.37"	1¼"				2
RTEAA2454	24"	54"	29"	47.37"	17.37"	1¼"				2
RTEAA2460	24"	60"	29"	53.37"	17.37"	1¼"	•			2
RTEAA2466	24"	66"	29"	59.37"	17.37"	1¼"	•			2
RTEAA2472	24"	72"	29"	65.37"	17.37"	1¼"	•			3
RTEAA3048	30"	48"	29"	41.37"	23.37"	1¼"				2
RTEAA3054	30"	54"	29"	47.37"	23.37"	1¼"				2
RTEAA3060	30"	60"	29"	53.37"	23.37"	1¼"	•			2
RTEAA3066	30"	66"	29"	59.37"	23.37"	1¼"	•			2
RTEAA3072	30"	72"	29"	65.37"	23.37"	1¼"	•			3
RTEAA3654	36"	54"	29"	47.37"	29.37"	1¼"				2
RTEAA3660	36"	60"	29"	53.37"	29.37"	1¼"		•		4
RTEAA3666	36"	66"	29"	59.37"	29.37"	1¼"		•		4
RTEAA3672	36"	72"	29"	65.37"	29.37"	1¼"		•		6
RTEAA4260	42"	60"	29"	53.37"	35.37"	1¼"		•		4
RTEAA4266	42"	66"	29"	59.37"	35.37"	1¼"		•		4
RTEAA4272	42"	72"	29"	65.37"	35.37"	1¼"		•	•	6
RTEAA4460	44"	60"	29"	53.37"	37.37"	1¼"		•		4
RTEAA4466	44"	66"	29"	59.37"	37.37"	1¼"		•		4
RTEAA4472	44"	72"	29"	65.37"	37.37"	1¼"		•	•	6
RTEAA4860	48"	60"	29"	53.37"	41.37"	1¼"		•		4
RTEAA4866	48"	66"	29"	59.37"	41.37"	1¼"		•		4
RTEAA4872	48"	72"	29"	65.37"	41.37"	1¼"		•	•	8

(model RTEAA2048 with caster/glide base shown)

Note: Table height dimensions in the chart above represent tables with a nominal tabletop thickness of 1¼". Reference the "Desk/Table Storage Dimensions" charts on pages 8-10 for storage clearance dimensions.

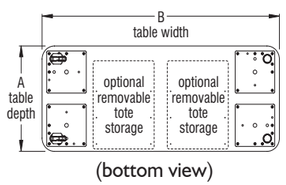

(bottom view)

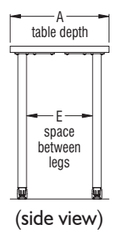

(side view)

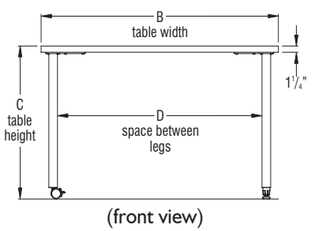

(front view)

DIMENSIONS

Ruckus Rectangular Activity Table with Rounded Corners - Floor Adjustable-Height

Model Number	A Table Depth	B Table Width	C Table Height	D Space Between Legs	E Space Between Legs	Worksurface Thickness	Single Stiffener	Dual Stiffener	Middle Leg	Removable Tote Storage
RTEHA2048	20”	48”	12” - 19”	41.37”	13.37”	1 1/4”				2
RTEHA2054	20”	54”	12” - 19”	47.37”	13.37”	1 1/4”				2
RTEHA2060	20”	60”	12” - 19”	53.37”	13.37”	1 1/4”	•			2
RTEHA2066	20”	66”	12” - 19”	59.37”	13.37”	1 1/4”	•			2
RTEHA2072	20”	72”	12” - 19”	65.37”	13.37”	1 1/4”	•			3
RTEHA2436	24”	36”	12” - 19”	29.37”	17.37”	1 1/4”				1
RTEHA2442	24”	42”	12” - 19”	35.37”	17.37”	1 1/4”				2
RTEHA2448	24”	48”	12” - 19”	41.37”	17.37”	1 1/4”				2
RTEHA2454	24”	54”	12” - 19”	47.37”	17.37”	1 1/4”				2
RTEHA2460	24”	60”	12” - 19”	53.37”	17.37”	1 1/4”	•			2
RTEHA2466	24”	66”	12” - 19”	59.37”	17.37”	1 1/4”	•			2
RTEHA2472	24”	72”	12” - 19”	65.37”	17.37”	1 1/4”	•			3
RTEHA3042	30”	42”	12” - 19”	35.37”	23.37”	1 1/4”				2
RTEHA3048	30”	48”	12” - 19”	41.37”	23.37”	1 1/4”				2
RTEHA3054	30”	54”	12” - 19”	47.37”	23.37”	1 1/4”				2
RTEHA3060	30”	60”	12” - 19”	53.37”	23.37”	1 1/4”	•			2
RTEHA3066	30”	66”	12” - 19”	59.37”	23.37”	1 1/4”	•			2
RTEHA3072	30”	72”	12” - 19”	65.37”	23.37”	1 1/4”	•			3
RTEHA3654	36”	54”	12” - 19”	47.37”	29.37”	1 1/4”				2
RTEHA3660	36”	60”	12” - 19”	53.37”	29.37”	1 1/4”		•		4
RTEHA3666	36”	66”	12” - 19”	59.37”	29.37”	1 1/4”		•		4
RTEHA3672	36”	72”	12” - 19”	65.37”	29.37”	1 1/4”		•		6

(model RTEHA2048 with caster/glide base shown)

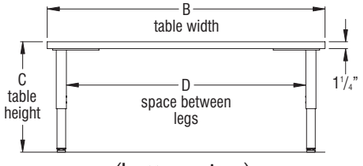

(bottom view)

Note: Table height dimensions in the chart above represent tables with a nominal tabletop thickness of 1 1/4". Reference the "Desk/Table Storage Dimensions" charts on pages 8-10 for storage clearance dimensions.

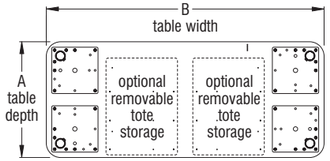

(front view)

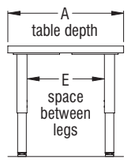

(side view)

DIMENSIONS

Ruckus Rectangular Activity Table with Rounded Corners - Sit Adjustable-Height

Model Number	A Table Depth	B Table Width	C Table Height	D Space Between Legs	E Space Between Legs	Worksurface Thickness	Single Stiffener	Dual Stiffener	Middle Leg	Removable Tote Storage
RTEEA2048	20”	48”	20” - 33”	41.37”	13.37”	1 1/4”				2
RTEEA2054	20”	54”	20” - 33”	47.37”	13.37”	1 1/4”				2
RTEEA2060	20”	60”	20” - 33”	53.37”	13.37”	1 1/4”	•			2
RTEEA2066	20”	66”	20” - 33”	59.37”	13.37”	1 1/4”	•			2
RTEEA2072	20”	72”	20” - 33”	65.37”	13.37”	1 1/4”	•			3
RTEEA2430	24”	30”	20” - 33”	23.37”	17.37”	1 1/4”				0
RTEEA2436	24”	36”	20” - 33”	29.37”	17.37”	1 1/4”				1
RTEEA2448	24”	48”	20” - 33”	41.37”	17.37”	1 1/4”				2
RTEEA2454	24”	54”	20” - 33”	47.37”	17.37”	1 1/4”				2
RTEEA2460	24”	60”	20” - 33”	53.37”	17.37”	1 1/4”	•			2
RTEEA2466	24”	66”	20” - 33”	59.37”	17.37”	1 1/4”	•			2
RTEEA2472	24”	72”	20” - 33”	65.37”	17.37”	1 1/4”	•			3
RTEEA3048	30”	48”	20” - 33”	41.37”	23.37”	1 1/4”				2
RTEEA3054	30”	54”	20” - 33”	47.37”	23.37”	1 1/4”				2
RTEEA3060	30”	60”	20” - 33”	53.37”	23.37”	1 1/4”	•			2
RTEEA3066	30”	66”	20” - 33”	59.37”	23.37”	1 1/4”	•			2
RTEEA3072	30”	72”	20” - 33”	65.37”	23.37”	1 1/4”	•			3
RTEEA3654	36”	54”	20” - 33”	47.37”	29.37”	1 1/4”				2
RTEEA3660	36”	60”	20” - 33”	53.37”	29.37”	1 1/4”		•		4
RTEEA3666	36”	66”	20” - 33”	59.37”	29.37”	1 1/4”		•		4
RTEEA3672	36”	72”	20” - 33”	65.37”	29.37”	1 1/4”		•		6
RTEEA4260	42”	60”	20” - 33”	53.37”	35.37”	1 1/4”		•		4
RTEEA4266	42”	66”	20” - 33”	59.37”	35.37”	1 1/4”		•		4
RTEEA4272	42”	72”	20” - 33”	65.37”	35.37”	1 1/4”		•	•	6
RTEEA4460	44”	60”	20” - 33”	53.37”	37.37”	1 1/4”		•		4
RTEEA4466	44”	66”	20” - 33”	59.37”	37.37”	1 1/4”		•		4
RTEEA4472	44”	72”	20” - 33”	65.37”	37.37”	1 1/4”		•	•	6
RTEEA4860	48”	60”	20” - 33”	53.37”	41.37”	1 1/4”		•		4
RTEEA4866	48”	66”	20” - 33”	59.37”	41.37”	1 1/4”		•		4
RTEEA4872	48”	72”	20” - 33”	65.37”	41.37”	1 1/4”		•	•	8

(model RTEEA2048 with caster/glide base shown)

Note: Table height dimensions in the chart above represent tables with a nominal tabletop thickness of 1 1/4". Reference the "Desk/Table Storage Dimensions" charts on pages 8-10 for storage clearance dimensions.

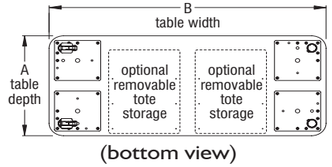

(bottom view)

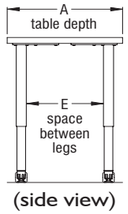

(side view)

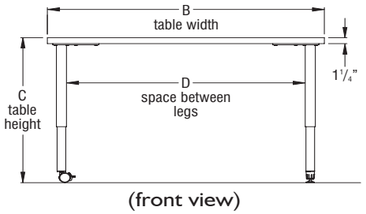

(front view)

DIMENSIONS

Ruckus Rectangular Activity Table with Rounded Corners - Sit-Stand Adjustable-Height

Model Number	A Table Depth	B Table Width	C Table Height	D Space Between Legs	E Space Between Legs	Worksurface Thickness	Single Stiffener	Dual Stiffeners	Middle Leg	Removable Tote Storage
RTEFA2048	20”	48”	29” - 42”	41.37”	13.37”	1 1/4”				2
RTEFA2054	20”	54”	29” - 42”	47.37”	13.37”	1 1/4”				2
RTEFA2060	20”	60”	29” - 42”	53.37”	13.37”	1 1/4”	•			2
RTEFA2066	20”	66”	29” - 42”	59.37”	13.37”	1 1/4”	•			2
RTEFA2072	20”	72”	29” - 42”	65.37”	13.37”	1 1/4”	•			3
RTEFA2430	24”	30”	29” - 42”	23.37”	17.37”	1 1/4”				0
RTEFA2436	24”	36”	29” - 42”	29.37”	17.37”	1 1/4”				1
RTEFA2448	24”	48”	29” - 42”	41.37”	17.37”	1 1/4”				2
RTEFA2454	24”	54”	29” - 42”	47.37”	17.37”	1 1/4”				2
RTEFA2460	24”	60”	29” - 42”	53.37”	17.37”	1 1/4”	•			2
RTEFA2466	24”	66”	29” - 42”	59.37”	17.37”	1 1/4”	•			2
RTEFA2472	24”	72”	29” - 42”	65.37”	17.37”	1 1/4”	•			3
RTEFA3048	30”	48”	29” - 42”	41.37”	23.37”	1 1/4”				2
RTEFA3054	30”	54”	29” - 42”	47.37”	23.37”	1 1/4”				2
RTEFA3060	30”	60”	29” - 42”	53.37”	23.37”	1 1/4”	•			2
RTEFA3066	30”	66”	29” - 42”	59.37”	23.37”	1 1/4”	•			2
RTEFA3072	30”	72”	29” - 42”	65.37”	23.37”	1 1/4”	•			3
RTEFA3654	36”	54”	29” - 42”	47.37”	29.37”	1 1/4”				2
RTEFA3660	36”	60”	29” - 42”	53.37”	29.37”	1 1/4”		•		4
RTEFA3666	36”	66”	29” - 42”	59.37”	29.37”	1 1/4”		•		4
RTEFA3672	36”	72”	29” - 42”	65.37”	29.37”	1 1/4”		•		6
RTEFA4260	42”	60”	29” - 42”	53.37”	35.37”	1 1/4”		•		4
RTEFA4266	42”	66”	29” - 42”	59.37”	37.37”	1 1/4”		•		4
RTEFA4272	42”	72”	29” - 42”	65.37”	35.37”	1 1/4”		•	•	6
RTEFA4460	44”	60”	29” - 42”	53.37”	37.37”	1 1/4”		•		4
RTEFA4466	44”	66”	29” - 42”	59.37”	37.37”	1 1/4”		•		4
RTEFA4472	44”	72”	29” - 42”	65.37”	37.37”	1 1/4”		•	•	6
RTEFA4860	48”	60”	29” - 42”	53.37”	41.37”	1 1/4”		•		4
RTEFA4866	48”	66”	29” - 42”	59.37”	41.37”	1 1/4”		•		4
RTEFA4872	48”	72”	29” - 42”	65.37”	41.37”	1 1/4”		•	•	8

(model RTEFA2048 with caster/glide base shown)

Note: Table height dimensions in the chart above represent tables with a nominal tabletop thickness of 1 1/4". Reference the "Desk/Table Storage Dimensions" charts on pages 8-10 for storage clearance dimensions.

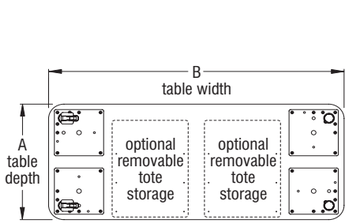

(bottom view)

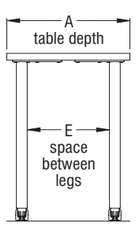

(side view)

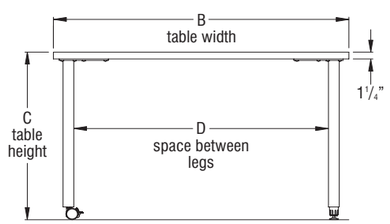

(front view)

DIMENSIONS

Ruckus Rectangular Activity Table with Square Corners - Fixed-Height

Model Number	A Table Depth	B Table Width	C Table Height	D Space Between Legs	E Space Between Legs	Worksurface Thickness	Single Stiffener	Dual Stiffener	Middle Leg	Removable Tote Storage
RXEAA2048	20”	48”	12” - 19”	41.37”	13.37”	1 1/4”				2
RXEAA2054	20”	54”	12” - 19”	47.37”	13.37”	1 1/4”				2
RXEAA2060	20”	60”	12” - 19”	53.37”	13.37”	1 1/4”	•			2
RXEAA2066	20”	66”	12” - 19”	59.37”	13.37”	1 1/4”	•			2
RXEAA2072	20”	72”	12” - 19”	65.37”	13.37”	1 1/4”	•			3
RXEAA2430	24”	30”	12” - 19”	23.37”	17.37”	1 1/4”				0
RXEAA2436	24”	36”	12” - 19”	29.37”	17.37”	1 1/4”				1
RXEAA2448	24”	48”	12” - 19”	41.37”	17.37”	1 1/4”				2
RXEAA2454	24”	54”	12” - 19”	47.37”	17.37”	1 1/4”				2
RXEAA2460	24”	60”	12” - 19”	53.37”	17.37”	1 1/4”	•			2
RXEAA2466	24”	66”	12” - 19”	59.37”	17.37”	1 1/4”	•			2
RXEAA2472	24”	72”	12” - 19”	65.37”	17.37”	1 1/4”	•			3
RXEAA3048	30”	48”	12” - 19”	41.37”	23.37”	1 1/4”				2
RXEAA3054	30”	54”	12” - 19”	47.37”	23.37”	1 1/4”				2
RXEAA3060	30”	60”	12” - 19”	53.37”	23.37”	1 1/4”	•			2
RXEAA3066	30”	66”	12” - 19”	59.37”	23.37”	1 1/4”	•			2
RXEAA3072	30”	72”	12” - 19”	65.37”	23.37”	1 1/4”	•			3
RXEAA3654	36”	54”	12” - 19”	47.37”	29.37”	1 1/4”				2
RXEAA3660	36”	60”	12” - 19”	53.37”	29.37”	1 1/4”		•		4
RXEAA3666	36”	66”	12” - 19”	59.37”	29.37”	1 1/4”		•		4
RXEAA3672	36”	72”	12” - 19”	65.37”	29.37”	1 1/4”		•		6
RXEAA4260	42”	60”	12” - 19”	53.37”	35.37”	1 1/4”		•		4
RXEAA4266	42”	66”	12” - 19”	59.37”	35.37”	1 1/4”		•		4
RXEAA4272	42”	72”	12” - 19”	65.37”	35.37”	1 1/4”		•	•	6
RXEAA4460	44”	60”	12” - 19”	53.37”	37.37”	1 1/4”		•		4
RXEAA4466	44”	66”	12” - 19”	59.37”	37.37”	1 1/4”		•		4
RXEAA4472	44”	72”	12” - 19”	65.37”	37.37”	1 1/4”		•	•	6
RXEAA4860	48”	60”	12” - 19”	53.37”	41.37”	1 1/4”		•		4
RXEAA4866	48”	66”	12” - 19”	59.37”	41.37”	1 1/4”		•		4
RXEAA4872	48”	72”	12” - 19”	65.37”	41.37”	1 1/4”		•	•	8

(model RXEAA2048 with caster/glide base shown)

Note: Table height dimensions in the chart above represent tables with a nominal tabletop thickness of 1 1/4". Reference the "Desk/Table Storage Dimensions" charts on pages 8-10 for storage clearance dimensions.

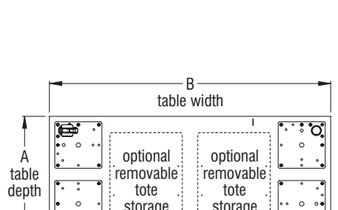

(bottom view)

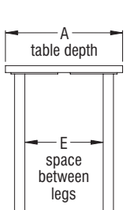

(side view)

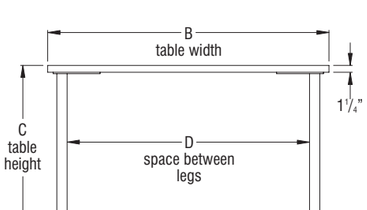

(front view)

DIMENSIONS

Ruckus Rectangular Activity Table with Square Corners - Sit Adjustable-Height

Model Number	A Table Depth	B Table Width	C Table Height	D Space Between Legs	E Space Between Legs	Worksurface Thickness	Single Stiffener	Dual Stiffener	Middle Leg	Removable Tote Storage
RXEEA2048	20”	48”	20” - 33”	41.37”	13.37”	1 1/4”				2
RXEEA2054	20”	54”	20” - 33”	47.37”	13.37”	1 1/4”				2
RXEEA2060	20”	60”	20” - 33”	53.37”	13.37”	1 1/4”	•			2
RXEEA2066	20”	66”	20” - 33”	59.37”	13.37”	1 1/4”	•			2
RXEEA2072	20”	72”	20” - 33”	65.37”	13.37”	1 1/4”	•			3
RXEEA2430	24”	30”	20” - 33”	23.37”	17.37”	1 1/4”				0
RXEEA2436	24”	36”	20” - 33”	29.37”	17.37”	1 1/4”				1
RXEEA2448	24”	48”	20” - 33”	41.37”	17.37”	1 1/4”				2
RXEEA2454	24”	54”	20” - 33”	47.37”	17.37”	1 1/4”				2
RXEEA2460	24”	60”	20” - 33”	53.37”	17.37”	1 1/4”	•			2
RXEEA2466	24”	66”	20” - 33”	59.37”	17.37”	1 1/4”	•			2
RXEEA2472	24”	72”	20” - 33”	65.37”	17.37”	1 1/4”	•			3
RXEEA3048	30”	48”	20” - 33”	41.37”	23.37”	1 1/4”				2
RXEEA3054	30”	54”	20” - 33”	47.37”	23.37”	1 1/4”				2
RXEEA3060	30”	60”	20” - 33”	53.37”	23.37”	1 1/4”	•			2
RXEEA3066	30”	66”	20” - 33”	59.37”	23.37”	1 1/4”	•			2
RXEEA3072	30”	72”	20” - 33”	65.37”	23.37”	1 1/4”	•			3
RXEEA3654	36”	54”	20” - 33”	47.37”	29.37”	1 1/4”				2
RXEEA3660	36”	60”	20” - 33”	53.37”	29.37”	1 1/4”		•		4
RXEEA3666	36”	66”	20” - 33”	59.37”	29.37”	1 1/4”		•		4
RXEEA3672	36”	72”	20” - 33”	65.37”	29.37”	1 1/4”		•		6
RXEEA4260	42”	60”	20” - 33”	53.37”	35.37”	1 1/4”		•		4
RXEEA4266	42”	66”	20” - 33”	59.37”	35.37”	1 1/4”		•		4
RXEEA4272	42”	72”	20” - 33”	65.37”	35.37”	1 1/4”		•	•	6
RXEEA4460	44”	60”	20” - 33”	53.37”	37.37”	1 1/4”		•		4
RXEEA4466	44”	66”	20” - 33”	59.37”	37.37”	1 1/4”		•		4
RXEEA4472	44”	72”	20” - 33”	65.37”	37.37”	1 1/4”		•	•	6
RXEEA4860	48”	60”	20” - 33”	53.37”	41.37”	1 1/4”		•		4
RXEEA4866	48”	66”	20” - 33”	59.37”	41.37”	1 1/4”		•		4
RXEEA4872	48”	72”	20” - 33”	65.37”	41.37”	1 1/4”		•	•	8

(model RXEEA2048 with caster/glide base shown)

Note: Table height dimensions in the chart above represent tables with a nominal tabletop thickness of 1 1/4". Reference the "Desk/Table Storage Dimensions" charts on pages 8-10 for storage clearance dimensions.

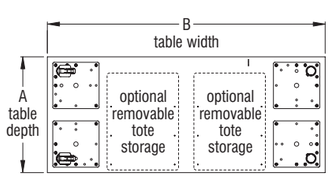

(bottom view)

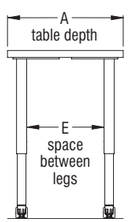

(side view)

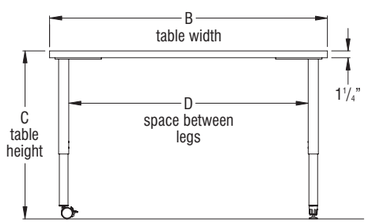

(front view)

DIMENSIONS

Ruckus Rectangular Activity Table with Square Corners - Sit-Stand Adjustable-Height

Model Number	A Table Depth	B Table Width	C Table Height	D Space Between Legs	E Space Between Legs	Worksurface Thickness	Single Stiffener	Dual Stiffeners	Middle Leg	Removable Tote Storage
RXEFA2048	20”	48”	29” - 42”	41.37”	13.37”	1 1/4”				2
RXEFA2054	20”	54”	29” - 42”	47.37”	13.37”	1 1/4”				2
RXEFA2060	20”	60”	29” - 42”	53.37”	13.37”	1 1/4”	•			2
RXEFA2066	20”	66”	29” - 42”	59.37”	13.37”	1 1/4”	•			2
RXEFA2072	20”	72”	29” - 42”	65.37”	13.37”	1 1/4”	•			3
RXEFA2430	24”	30”	29” - 42”	23.37”	17.37”	1 1/4”				0
RXEFA2436	24”	36”	29” - 42”	29.37”	17.37”	1 1/4”				1
RXEFA2448	24”	48”	29” - 42”	41.37”	17.37”	1 1/4”				2
RXEFA2454	24”	54”	29” - 42”	47.37”	17.37”	1 1/4”				2
RXEFA2460	24”	60”	29” - 42”	53.37”	17.37”	1 1/4”	•			2
RXEFA2466	24”	66”	29” - 42”	59.37”	17.37”	1 1/4”	•			2
RXEFA2472	24”	72”	29” - 42”	65.37”	17.37”	1 1/4”	•			3
RXEFA3048	30”	48”	29” - 42”	41.37”	23.37”	1 1/4”				2
RXEFA3054	30”	54”	29” - 42”	47.37”	23.37”	1 1/4”				2
RXEFA3060	30”	60”	29” - 42”	53.37”	23.37”	1 1/4”	•			2
RXEFA3066	30”	66”	29” - 42”	59.37”	23.37”	1 1/4”	•			2
RXEFA3072	30”	72”	29” - 42”	65.37”	23.37”	1 1/4”	•			3
RXEFA3654	36”	54”	29” - 42”	47.37”	29.37”	1 1/4”				2
RXEFA3660	36”	60”	29” - 42”	53.37”	29.37”	1 1/4”		•		4
RXEFA3666	36”	66”	29” - 42”	59.37”	29.37”	1 1/4”		•		4
RXEFA3672	36”	72”	29” - 42”	65.37”	29.37”	1 1/4”		•		6
RXEFA4260	42”	60”	29” - 42”	53.37”	35.37”	1 1/4”		•		4
RXEFA4266	42”	66”	29” - 42”	59.37”	37.37”	1 1/4”		•		4
RXEFA4272	42”	72”	29” - 42”	65.37”	35.37”	1 1/4”		•	•	6
RXEFA4460	44”	60”	29” - 42”	53.37”	37.37”	1 1/4”		•		4
RXEFA4466	44”	66”	29” - 42”	59.37”	37.37”	1 1/4”		•		4
RXEFA4472	44”	72”	29” - 42”	65.37”	37.37”	1 1/4”		•	•	6
RXEFA4860	48”	60”	29” - 42”	53.37”	41.37”	1 1/4”		•		4
RXEFA4866	48”	66”	29” - 42”	59.37”	41.37”	1 1/4”		•		4
RXEFA4872	48”	72”	29” - 42”	65.37”	41.37”	1 1/4”		•	•	8

(model RXEFA2048 with caster/glide base shown)

Note: Table height dimensions in the chart above represent tables with a nominal tabletop thickness of 1 1/4". Reference the "Desk/Table Storage Dimensions" charts on pages 8-10 for storage clearance dimensions.

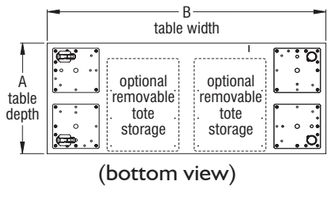

(bottom view)

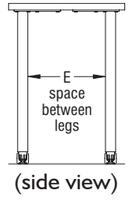

(side view)

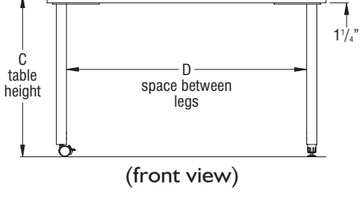

(front view)

DIMENSIONS

Ruckus Round Activity Table

Model Number	A Table Diameter	B Table Height	C Space Between Legs	Worksurface Thickness	Fixed Legs	Adjustable Legs	Removable Tote Storage
RTEHB36	36”	12” - 19”	20.29”	1¼”		•	0
RTEHB42	42”	12” - 19”	24.53”	1¼”		•	0
RTEHB48	48”	12” - 19”	28.78”	1¼”		•	4
RTEHB60	60”	12” - 19”	37.26”	1¼”		•	4
RTEAB36	36”	29”	20.29”	1¼”	•		0
RTEAB42	42”	29”	24.53”	1¼”	•		0
RTEAB48	48”	29”	28.78”	1¼”	•		4
RTEAB60	60”	29”	37.26”	1¼”	•		4
RTEEB36	36”	20” - 33”	20.29”	1¼”		•	0
RTEEB42	42”	20” - 33”	24.53”	1¼”		•	0
RTEEB48	48”	20” - 33”	28.78”	1¼”		•	4
RTEEB60	60”	20” - 33”	37.26”	1¼”		•	4
RTEFB36	36”	29” - 42”	20.29”	1¼”		•	0
RTEFB42	42”	29” - 42”	24.53”	1¼”		•	0
RTEFB48	48”	29” - 42”	28.78”	1¼”		•	4
RTEFB60	60”	29” - 42”	37.26”	1¼”		•	4

(model RTEEB48 with caster/glide base shown)

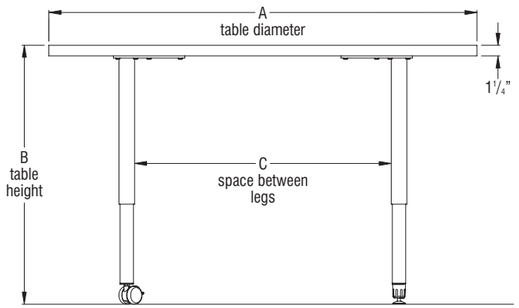

(front view)

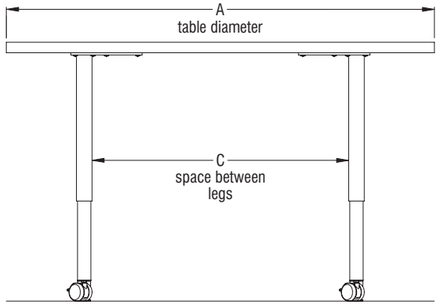

(side view)

Note: Table height dimensions in the chart above represent tables with a nominal tabletop thickness of 1¼". Reference the "Desk/Table Storage Dimensions" charts on pages 8-10 for storage clearance dimensions.

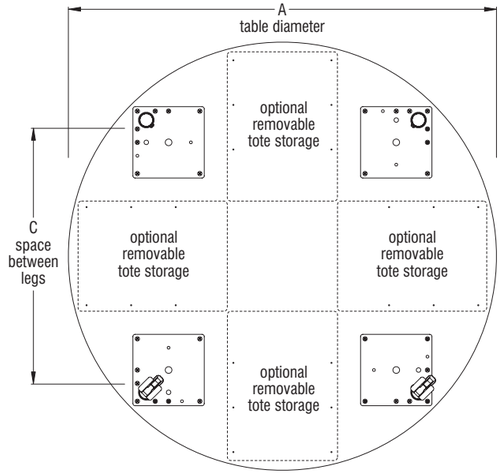

(bottom view)

DIMENSIONS

Ruckus Square Activity Table

Model Number	A Table Width	B Table Height	C Space Between Legs	Worksurface Thickness	Fixed Legs	Adjustable Legs	Removable Tote Storage
RTEHC30	30”	12” - 19”	23.37”	1¼”		•	0
RTEHC36	36”	12” - 19”	29.37”	1¼”		•	2
RTEHC42	42”	12” - 19”	35.37”	1¼”		•	2
RTEHC48	48”	12” - 19”	41.37”	1¼”		•	4
RTEAC30	30”	29”	23.37”	1¼”	•		0
RTEAC36	36”	29”	29.37”	1¼”	•		2
RTEAC42	42”	29”	35.37”	1¼”	•		2
RTEAC48	48”	29”	41.37”	1¼”	•		4
RTEEC30	30”	20” - 33”	23.37”	1¼”		•	0
RTEEC36	36”	20” - 33”	29.37”	1¼”		•	2
RTEEC42	42”	20” - 33”	35.37”	1¼”		•	2
RTEEC48	48”	20” - 33”	41.37”	1¼”		•	4
RTEFC30	30”	29” - 42”	23.37”	1¼”		•	0
RTEFC36	36”	29” - 42”	29.37”	1¼”		•	2
RTEFC42	42”	29” - 42”	35.37”	1¼”		•	2
RTEFC48	48”	29” - 42”	41.37”	1¼”		•	4

(model RTEEC36 with caster/glide base shown)

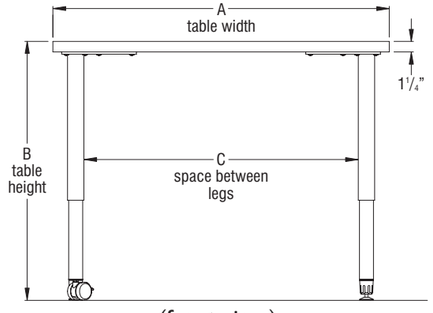

(front view)

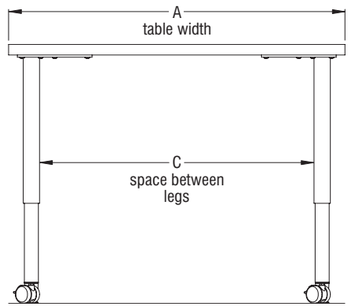

(side view)

Note: Table height dimensions in the chart above represent tables with a nominal tabletop thickness of 1¼". Reference the "Desk/Table Storage Dimensions" charts on pages 8-10 for storage clearance dimensions.

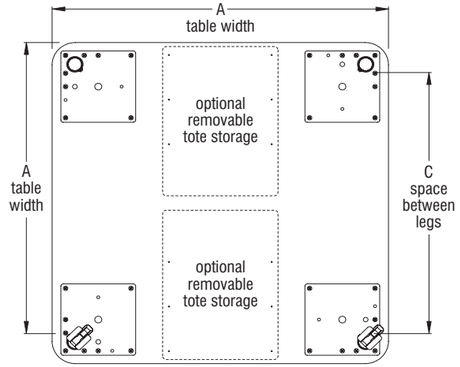

(bottom view)

DIMENSIONS

Ruckus D-Shaped Activity Table

Model Number	A Table Depth	B Table Width	C Table Height	D Space Between Legs	E Space Between Legs	F Space Between Legs	Worksurface Thickness	Fixed Legs	Adjustable Legs	Dual Stiffeners	Removable Tote Storage
RTEAD4260	42”	60”	29”	46.81”	36.25”	26.84”	1¼”	•		•	5
RTEAD4860	48”	60”	29”	45.74”	41.37”	31.46”	1¼”	•		•	5
RTEAD4872	48”	72”	29”	57.74”	41.37”	31.46”	1¼”	•		•	5
RTEAD6072	60”	72”	29”	55.61”	53.37”	40.68”	1¼”	•		•	5
RTEED4260	42”	60”	20” - 33”	46.81”	36.25”	26.84”	1¼”		•	•	5
RTEED4860	48”	60”	20” - 33”	45.74”	41.37”	31.46”	1¼”		•	•	5
RTEED4872	48”	72”	20” - 33”	57.74”	41.37”	31.46”	1¼”		•	•	5
RTEED6072	60”	72”	20” - 33”	55.61”	53.37”	40.68”	1¼”		•	•	5
RTEFD4260	42”	60”	29” - 42”	46.89”	35.37”	26.84”	1¼”		•	•	5
RTEFD4860	48”	60”	29” - 42”	45.74”	41.37”	31.46”	1¼”		•	•	5
RTEFD4872	48”	72”	29” - 42”	57.74”	41.37”	31.46”	1¼”		•	•	5
RTEFD6072	60”	72”	29” - 42”	55.61”	53.37”	40.68”	1¼”		•	•	5

(model RTEED4260 with caster/glide base shown)

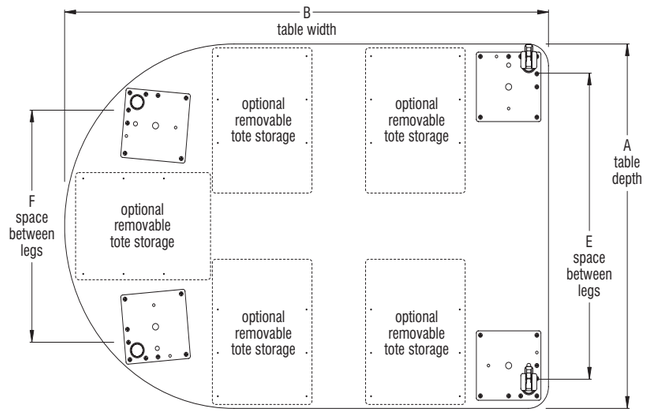

(bottom view)

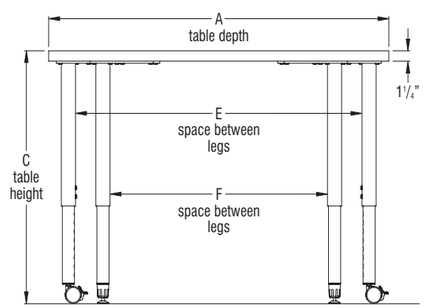

(front view)

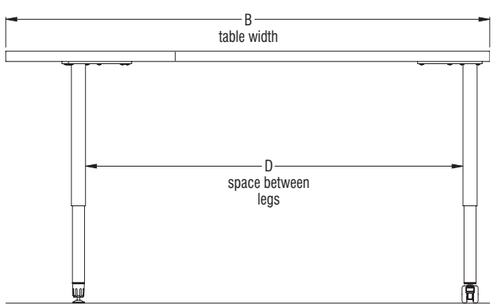

(side view)

Note: Table height dimensions in the chart above represent tables with a nominal tabletop thickness of 1¼". Reference the "Desk/Table Storage Dimensions" charts on pages 8-10 for storage clearance dimensions.

Ruckus® Post-Leg Desk and Activity Table
General Information

DIMENSIONS

Ruckus Kidney Activity Table

Model Number	A Table Depth	B Table Width	C Table Height	D Space Between Legs	E Space Between Legs	F	Worksurface Thickness	Fixed Legs	Adjustable Legs	Removable Tote Storage
RTEHF367220	36”	72”	12” - 19”	29.79”	29.63”	20”	1¼”		•	3
RTEHF367224	36”	72”	12” - 19”	29.87”	29.63”	24”	1¼”		•	3
RTEHF368430	36”	84”	12” - 19”	30.50”	32.85”	30”	1¼”		•	3
RTEHF487220	48”	72”	12” - 19”	36.90”	36.93”	20”	1¼”		•	3
RTEHF487224	48”	72”	12” - 19”	36.81”	36.93”	24”	1¼”		•	3
RTEHF488430	48”	84”	12” - 19”	37.61”	39.53”	30”	1¼”		•	3
RTEAF367220	36”	72”	29”	29.79”	29.63”	20”	1¼”	•		3
RTEAF367224	36”	72”	29”	29.87”	29.63”	24”	1¼”	•		3
RTEAF368430	36”	84”	29”	30.50”	32.85”	30”	1¼”	•		3
RTEAF487220	48”	72”	29”	36.90”	36.93”	20”	1¼”	•	•	3
RTEAF487224	48”	72”	29”	36.81”	36.93”	24”	1¼”	•	•	3
RTEAF488430	48”	84”	29”	37.61”	39.53”	30”	1¼”	•	•	3
RTEEF367220	36”	72”	20” - 33”	29.79”	29.63”	20”	1¼”		•	3
RTEEF367224	36”	72”	20” - 33”	29.87”	29.63”	24”	1¼”		•	3
RTEEF368430	36”	84”	20” - 33”	30.50”	32.85”	30”	1¼”		•	3
RTEEF487220	48”	72”	20” - 33”	36.90”	36.93”	20”	1¼”	•	•	3
RTEEF487224	48”	72”	20” - 33”	36.81”	36.93”	24”	1¼”	•	•	3
RTEEF488430	48”	84”	20” - 33”	37.61”	39.53”	30”	1¼”	•	•	3
RTEFF367220	36”	72”	29” - 42”	29.79”	29.63”	20”	1¼”		•	3
RTEFF367224	36”	72”	29” - 42”	29.87”	29.63”	24”	1¼”		•	3
RTEFF368430	36”	84”	29” - 42”	30.50”	32.85”	30”	1¼”		•	3
RTEFF487220	48”	72”	29” - 42”	36.90”	36.93”	20”	1¼”	•	•	3
RTEFF487224	48”	72”	29” - 42”	36.81”	36.93”	24”	1¼”	•	•	3
RTEFF488430	48”	84”	29” - 42”	37.61”	39.53”	30”	1¼”	•	•	3

(model RTEEF367220 with caster/glide base shown)

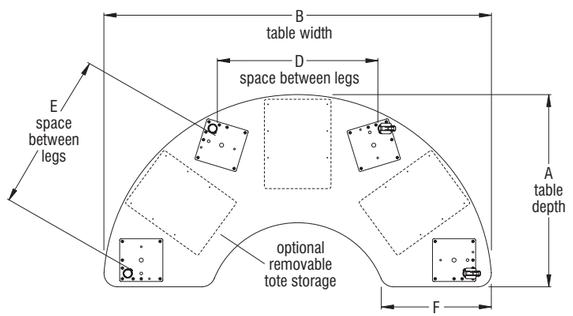

(bottom view)

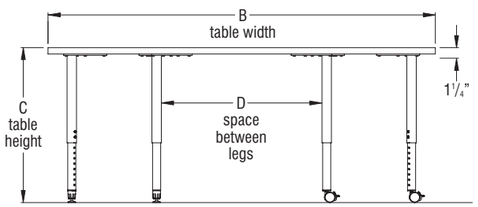

(front view)

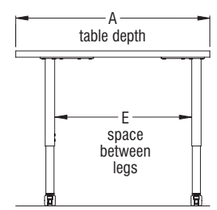

(side view)

Note: Table height dimensions in the chart above represent tables with a nominal tabletop thickness of 1¼". Reference the "Desk/Table Storage Dimensions" charts on pages 8-10 for storage clearance dimensions.

DIMENSIONS

Ruckus Sprocket Activity Table - 20"-24"

Model Number	A Table Depth	B Table Width	C Table Height	D Space Between Legs	E Space Between Legs	F	G	Worksurface Thickness	Fixed Legs	Adjustable Legs	Removable Tote Storage
RTEHG20	44.29"	50.37"	12" - 19"	35.64"	NA	31.57"	20"	1¼"		•	0
RTEHG24	46"	52.34"	12" - 19"	35.64"	NA	29.57"	24"	1¼"		•	3
RTEAG20	44.29"	50.37"	29"	35.64"	NA	31.57"	20"	1¼"	•		0
RTEAG24	46"	52.34"	29"	35.64"	NA	29.57"	24"	1¼"	•		3
RTEEG20	44.29"	50.37"	20" - 33"	35.64"	NA	31.57"	20"	1¼"		•	0
RTEEG24	46"	52.34"	20" - 33"	35.64"	NA	29.57"	24"	1¼"		•	3
RTEFG20	44.29"	50.37"	29" - 42"	35.64"	NA	31.57"	20"	1¼"		•	0
RTEFG24	46"	52.34"	29" - 42"	35.64"	NA	29.57"	24"	1¼"		•	3

(model RTEEG24 with caster/glide base shown)

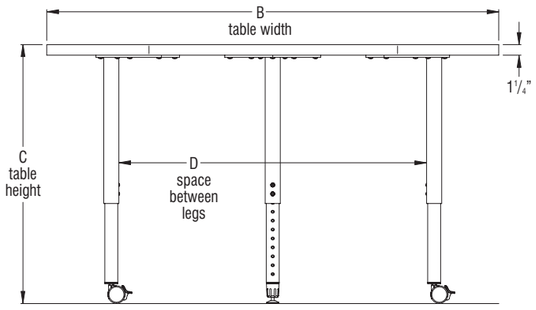

Sprocket Table - 20"-24"
(front view)

Note: Table height dimensions in the chart above represent tables with a nominal tabletop thickness of 1¼". Reference the "Desk/Table Storage Dimensions" charts on pages 8-10 for storage clearance dimensions.

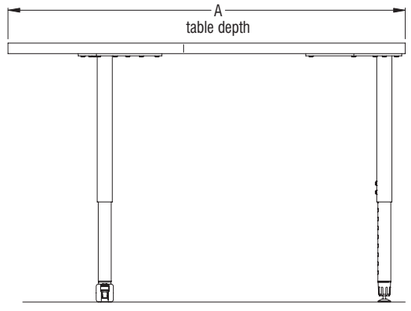

Sprocket Table - 20"-24"
(side view)

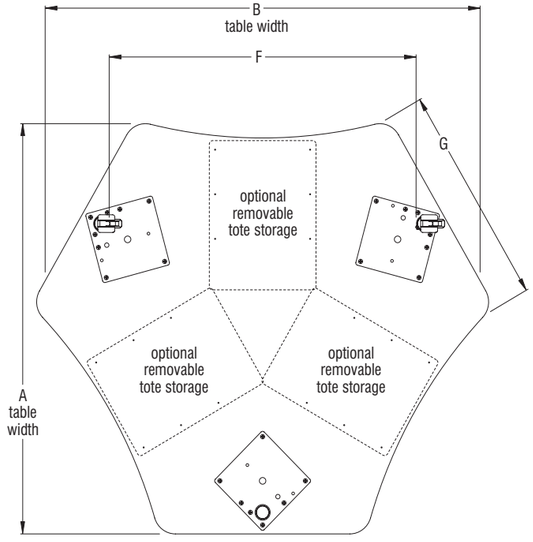

Sprocket Table - 20"-24"
(bottom view)

DIMENSIONS

Ruckus Sprocket Activity Table - 30"

Model Number	A Table Depth	B Table Width	C Table Height	D Space Between Legs	E Space Between Legs	F	G	Worksurface Thickness	Fixed Legs	Adjustable Legs	Removable Tote Storage
RTEAG30	48"	54.65"	29"	22.78"	23.63"	26.22"	30"	1¼"	•		0
RTEEG30	48"	54.65"	20" - 33"	22.78"	23.63"	26.22"	30"	1¼"		•	0
RTEFG30	48"	54.65"	29" - 42"	22.78"	23.63"	26.22"	30"	1¼"		•	0

(model RTEEG30 with caster/glide base shown)

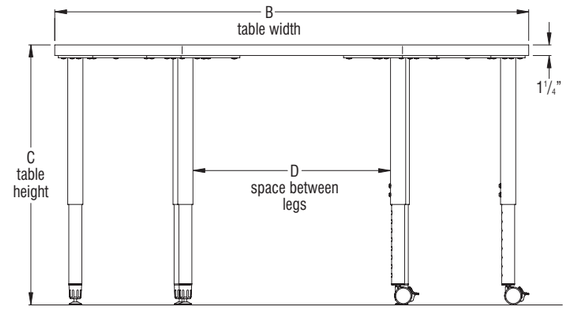

Sprocket Table - 30"
(front view)

Note: Table height dimensions in the chart above represent tables with a nominal tabletop thickness of 1¼". Reference the "Desk/Table Storage Dimensions" charts on pages 8-10 for storage clearance dimensions.

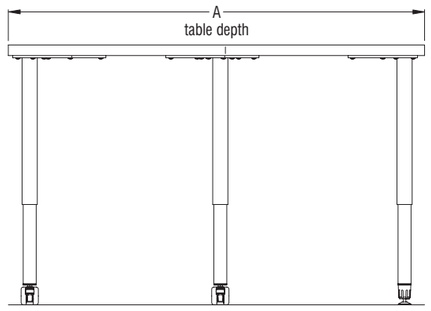

Sprocket Table - 30"
(side view)

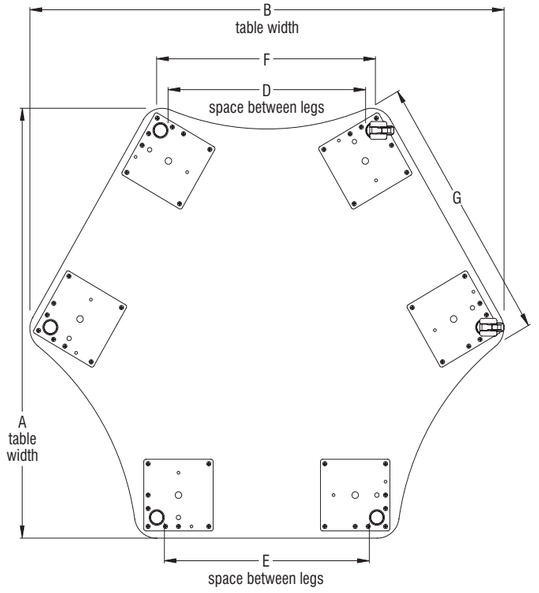

Sprocket Table - 30"
(bottom view)

DIMENSIONS

Ruckus Horseshoe Activity Table

Model Number	A Table Depth	B Table Width	C Table Height	D Space Between Legs	E Space Between Legs	F	G	H	Worksurface Thickness	Fixed Legs	Adjustable Legs	Removable Tote Storage
RTEHH487220	48”	72”	12” - 19”	39.60”	35.48”	20”	32”	28”	1¼”		•	3
RTEHH488024	48”	80”	12” - 19”	44.53”	35.18”	24”	32”	24”	1¼”		•	3
RTEHH489230	48”	92”	12” - 19”	45.73”	38.22”	30”	32”	18”	1¼”		•	3
RTEHH606620	60”	66”	12” - 19”	35.91”	47.42”	20”	26”	40”	1¼”		•	5
RTEHH607224	60”	72”	12” - 19”	36.78”	48.41”	24”	24”	36”	1¼”		•	5
RTEHH608630	60”	86”	12” - 19”	42.54”	50.92”	30”	26”	30”	1¼”		•	5
RTEAH487220	48”	72”	29”	39.60”	35.48”	20”	32”	28”	1¼”	•		3
RTEAH488024	48”	80”	29”	44.53”	35.18”	24”	32”	24”	1¼”	•		3
RTEAH489230	48”	92”	29”	45.73”	38.22”	30”	32”	18”	1¼”	•		3
RTEAH606620	60”	66”	29”	35.91”	47.42”	20”	26”	40”	1¼”	•		5
RTEAH607224	60”	72”	29”	36.78”	48.41”	24”	24”	36”	1¼”	•		5
RTEEH487220	48”	72”	20” - 33”	39.60”	35.48”	20”	32”	28”	1¼”		•	3
RTEEH488024	48”	80”	20” - 33”	44.53”	35.18”	24”	32”	24”	1¼”		•	3
RTEEH489230	48”	92”	20” - 33”	45.73”	38.22”	30”	32”	18”	1¼”		•	3
RTEEH606620	60”	66”	20” - 33”	35.91”	47.42”	20”	26”	40”	1¼”		•	5
RTEEH607224	60”	72”	20” - 33”	36.78”	48.41”	24”	24”	36”	1¼”		•	5
RTEEH608630	60”	86”	20” - 33”	42.54”	50.92”	30”	26”	30”	1¼”		•	5
RTEFH487220	48”	72”	29” - 42”	39.60”	35.48”	20”	32”	28”	1¼”		•	3
RTEFH488024	48”	80”	29” - 42”	44.53”	35.18”	24”	32”	24”	1¼”		•	3
RTEFH489230	48”	92”	29” - 42”	45.73”	38.22”	30”	32”	18”	1¼”		•	3
RTEFH606620	60”	66”	29” - 42”	35.91”	47.42”	20”	26”	40”	1¼”		•	5
RTEFH607224	60”	72”	29” - 42”	36.78”	48.41”	24”	24”	36”	1¼”		•	5
RTEFH608630	60”	86”	29” - 42”	42.54”	50.92”	30”	26”	30”	1¼”		•	5

(model RTEEH487220 with caster/glide base shown)

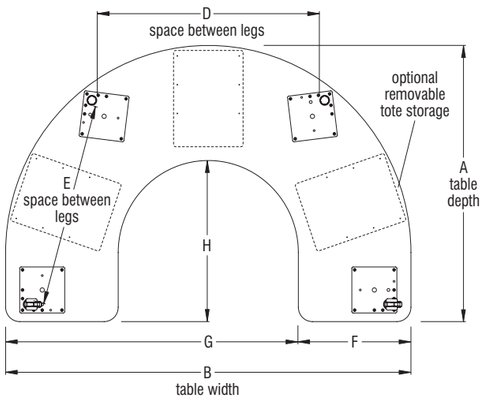

(bottom view)

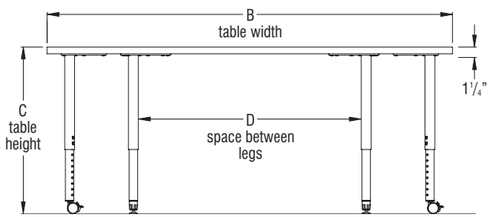

(front view)

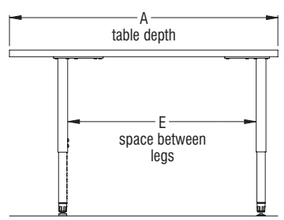

(side view)

Note: Table height dimensions in the chart above represent tables with a nominal tabletop thickness of 1¼". Reference the "Desk/Table Storage Dimensions" charts on pages 8-10 for storage clearance dimensions.

DIMENSIONS

Ruckus Clover Activity Table

Model Number	A Table Depth	B Table Width	C Table Height	D Space Between Legs	E Space Between Legs	Worksurface Thickness	Fixed Legs	Adjustable Legs	Removable Tote Storage
RTEHY39	35.34”	35.34”	12” - 19”	22.41”	22.41”	1¼”		•	0
RTEHY48	44.34”	44.34”	12” - 19”	28.78”	28.78”	1¼”		•	2
RTEAY48	44.34”	44.34”	29”	28.78”	28.78”	1¼”	•		2
RTEAY54	50.34”	50.34”	29”	33.02”	33.02”	1¼”	•		2
RTEEY39	35.34”	35.34”	20” - 33”	22.41”	22.41”	1¼”		•	0
RTEEY48	44.34”	44.34”	20” - 33”	28.78”	28.78”	1¼”		•	2
RTEEY54	50.34”	50.34”	20” - 33”	33.02”	33.02”	1¼”		•	2
RTEFY48	44.34”	44.34”	29” - 42”	28.78”	28.78”	1¼”		•	2
RTEFY54	50.34”	50.34”	29” - 42”	33.02”	33.02”	1¼”		•	2

(model RTEHY39 with caster/glide base shown)

Note: Table height dimensions in the chart above represent tables with a nominal tabletop thickness of 1¼". Reference the "Desk/Table Storage Dimensions" charts on pages 8-10 for storage clearance dimensions.

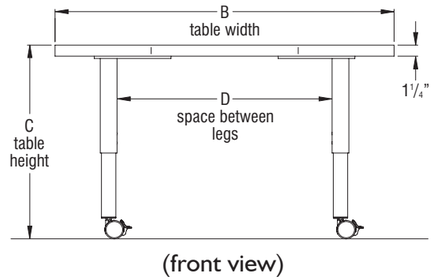

(front view)

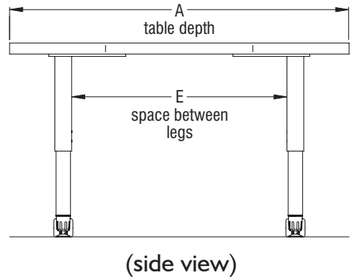

(side view)

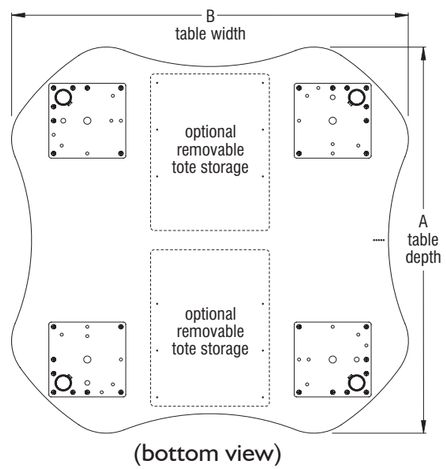

(bottom view)

Ruckus® Post-Leg Desk and Activity Table
General Information

STATEMENT OF LINE

Ruckus Activity Tables



Diamond Table
RTEAE
RTEEE
RTEFE



Kite Table
RTEAJ
RTEEJ
RTEFJ
RTEHJ

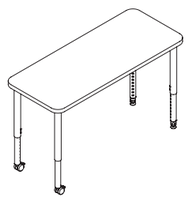

Rectangular Table with Rounded Corners
RTEAA
RTEEA
RTEFA
RTEHA

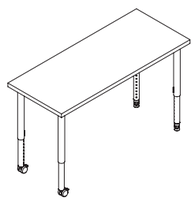

Rectangular Table with Square Corners
RXEAA
RXEEA
RXEFA



Round Table
RTEAB
RTEEB
RTEFB
RTEHB

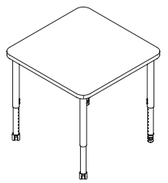

Square Table
RTEAC
RTEEC
RTEFC
RTEHC





Sprocket Tables
RTEAG
RTEEG
RTEFG
RTEHG

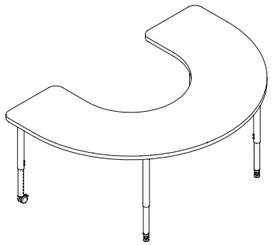

Horseshoe Table
RTEAC
RTEEC
RTEFC
RTEHH

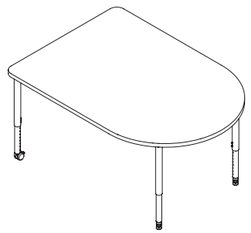

D-Shaped Table
RTEAD
RTEED
RTEFD

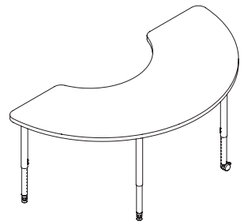

Kidney Table
RTEAF
RTEEF
RTEFF
RTEHF



Clover Table
RTEHY
RTEEY
RTEFY
RTEAY

Optional Ruckus Activity Table Storage

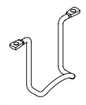

Book Bag Hook
RKUSBBH1

Ruckus® Post-Leg Desk and Activity Table
Product Color Options

Ruckus® Post-Leg Desk and Activity Table
Product Color Options

Edge Color for 73P & 74P Edge

Belair	EBQ
Biltmore Cherry	EBT
Black	EBL
Blue Grey	EGR
Brighton Walnut	EBW
Castle Oak	ECO
Cayenne	ECY
Cherry Storm	ECX
Cocobala	ECC
Cool Grey	ECG
Earthen Clay	EEY
Everglade Shade	EEV
Flannel	EFN
Florence Walnut	EFC
Friston Ash	EFH
Frosty White	EFW
Hazy Jade	EHJ
Honey Bee	EHY
Italian Silver Ash	EIT
Kensington Maple	EKM
Light Tone	ELG
Mardi Gras	EMG
Misty Brown	EMY
Monticello Maple	EMT
Multiplex	EMB
Nemo	ENE
Nordic	END
Poppy Red	EPR
Purple Haze	EPH
River Cherry	ERY
Rubber Ducky	ERK
Sand	ESA
Sky Blue	ESK
Sterling Ash	EAZ
Surf's Up	ESP
Twilight Shadow	ETI
Ultra Blue	EUB
Warm Grey	EWG
Windsor Mahogany	EWY
Zesty Lime	EZL

Surface Finish--Laminate

Belair	LBQ
Biltmore Cherry	LBT
Black	LBK
Brighton Walnut	LBW
Canyon Zephyr	LCA
Castle Oak	LCO
Casual Linen	LCU
Cherry Storm	LCX
Classic Linen	LCI
Cloud Zephyr	LCL
Cocobala	LCC
Crisp Linen	LRI
Desert Zephyr	LDZ
Dove Grey	LDG
Fired Steel	LIL
Flax Linen	LXF
Florence Walnut	LFC
Forged Steel	LOL
Friston Ash	LFH
Frosty White	LFW
Graphite Nebula	LGN
Grey	LGE
High Rise	LHE
Hollyberry	LHY
Irish Linen	LIH
Island	LID
Italian Silver Ash	LIT
Kensington Maple	LKM
Lapis Blue	LLB
Markerboard White	LMK
Misted Zephyr	LMR
Monticello Maple	LMT
Nickel Evolv	LNV
North Sea	LNA
Ocean	LON
Pearl Bisque	LPB
Pearl Silver	LPS
Pressed Linen	LPR
River Cherry	LRY
Rugged Linen	LRG
Satin Stainless	LSS
Shadow Zephyr	LSR
Silicon evolv	LSV
Sterling Ash	LAZ
Tailored Linen	LTL
Titanium evolv	LTV
White Nebula	LWL
White Sand	LWN
Windsor Mahogany	LWY

*Additional colors may be available. Please contact KI customer service at 1-800-424-2432

Painted Base Finish Color

Black	BL
Blue Grey	GR
Bronze Metallic	ZM
Cayenne	CY
Champagne Metallic	CM
Chrome	CH
Cool Grey	CG
Cottonwood	CO
Earthen Clay	EY
Espresso Metallic	EX
Everglade Shade	EV
Flannel	FN
Glitz Metallic	GZ
Hazy Jade	HJ
Honey Bee	HY
Light Tone	LG
Mardi Gras	MG
Misty Brown	MY
Nemo	NE
Nordic	ND
Poppy Red	PR
Purple Haze	PH
Rubber Ducky	RK
Sand	SA
Sky Blue	SK
Starlight Silver Metallic	SX
Surf's Up	SP
Twilight Shadow	TI
Ultra Blue	UB
Warm Grey	WG
Zesty Lime	ZL

Chrome requires an upcharge.

Book Basket Color

Black	BRBL
Blue Grey	
BRGR	
Bronze Metallic	
BRZM	
Cayenne	BRCY
Champagne Metallic	
BRCM	
Chrome	BRCH
Cool Grey	BRCG
Cottonwood	BRCO
Earthen Clay	BREY
Espresso Metallic	BREX
Everglade Shade	BREV
Flannel	BRFN
Glitz Metallic	BRGZ
Hazy Jade	BRHJ
Honey Bee	BRHY
Light Tone	BRLG
Mardi Gras	
BRMG	
Misty Brown	
BRMY	
Nemo	BRNE
Nordic	
BRND	
Poppy Red	BRPR
Purple Haze	BRPH
Rubber Ducky	BRRK
Sand	BRSA
Sky Blue	BRSK
Starlight Silver Metallic	BRSX
Surf's Up	BRSP
Twilight Shadow	BRTI
Ultra Blue	BRUB
Warm Grey	
BRWG	
Zesty Lime	BRZL

Finish Cards
View color swatches for items listed within this document.

Paints **Wood/Veneer** **Molded Edges** **Hard Plastics**
Plastics/Poly **Laminates** **Edge Styles** **Glass**

Certain options referenced may not be available on GSA Schedule.

TECHNICAL SPECIFICATIONS

Steel Base Shell
Components consist of top, bottom, sides, back uprights, bottom and top reinforcements, spot welded and metal insert gas (MIG) welded together.

The top of the cabinet is 19-gauge cold-rolled steel (C.R.S.) with 1 1/8" flanges, on four sides. The front face has an additional flange formed inward to provide additional strength.

The back of the cabinet is 20-gauge C.R.S. and is formed on four sides to provide strength. The bottom is 20-gauge C.R.S. with a flush upper surface and flanged downward to provide a welding surface with the sides and back. The front face is formed down 1 1/8" and inward to provide additional strength.

Each shell has double wall sides from 20-gauge C.R.S.; the inner panels of tote units are pierced on approximately 3 3/4" centers to allow molded plastic slide rails to be attached for totes. The cubby units are punched to accept fixed shelves dividing the section in half. The front flange of the outer side panels are formed to fit inside the channel formation of the side panel; the rear edge is offset formed for maximum strength and a flush alignment with the back return. Each shell has 18-gauge front and back upright members spot welded to the sides providing vertical strength. Top reinforcements are spot welded to the top and MIG welded to the vertical upright members to provide resistance against racking. Center partitions are two piece 20-gauge steel fabricated panels spot welded together with apposing flanges to be screw mounted to the top and bottom panels of the shell, punches with a matching pattern to the side of the units.

The bottom is fitted with two 18-gauge MIG welded in place structurally formed reinforcements which are located along the front and back of the cabinet. The reinforcements have two U-channel inner reinforcements with extruded holes to accept the tri-lobe screws that affix the casters.

Double-faced units are created using two single-faced units placed back-to-back, joined by a 12-gauge drop-in ganging plate and secured by the worksurface top.

Worksurface
Worksurfaces are designed to overhang the storage units. See dimensions for available sizes.

Laminate Worksurface
The laminate worksurfaces are 1 1/4" thick and consist of a particleboard core with a HPL surface, featuring a 74P (2 mm polypropylene) bonded edge for tamper and moisture resistance. All tops are pre-drilled for dowels and thumb screws for attaching the top to the units, as well as optional power modules and bag hooks at the job site.

Phenolic Resin Worksurface
Solid phenolic worksurface is a 1" thick, self-supporting flat panel based on thermosetting resins, homogeneously reinforced with cellulose fibers and manufactured under high heat and pressure. The worksurface has a pigmented resin, decorative surface that is electron-beam cured. All tops are pre-drilled for dowels and thumb screws for attaching the top to the units, as well as optional power modules and bag hooks at the job site.

Butcher Block Wood Worksurface
Hard Rock Maple wood butcher block worksurface is 1 3/4" thick and flat edge grain construction. Blocks are finger jointed, randomly placed and finished with clear, semi-gloss Varnique finish. All tops are pre-drilled for dowels and thumb screws for attaching the top to the units, as well as optional power modules and bag hooks at the job site.

Ruckus® Worktable
General Information

TECHNICAL SPECIFICATIONS

Casters
Each unit has four industrial grade casters with 75 mm grey non-marking thermoplastic rubber wheels with a 25 mm tread. Casters are plate mounted with double ball bearing swivel head and a housing made of bright zinc plated pressed steel. The two front casters are total locking preventing swivel as well as rolling, the two rear casters are swivel and free rolling. The overall height of the casters are 100 mm.

Book Bag Hook (optional)
Optional book bag hook is formed from 1/4" solid wire rod. Chrome finish provides long lasting wear resistance. Hook fastens to the underside of top with two #12 x 3/4" Phillips pan-head screws. Book bag hook is field installed. Worktable overall size determines the number of book bag hooks included.

Power (optional)
All power modules have a 10 ft cord with 3-prong plug, and ship with wire management. Hook and ladder, screw-in wire management is provided to manage cords along the underside of the surface, as well as an adhesive-backed plastic channel to manage cords along the vertical surface of the storage. Modules and wire management are field installed. Modules are available in Black or KI's Cool Grey.

Dean Clamp-On Power Module
Dean clamp-on power module consists of two simplex receptacles (rated at 15 amps/125 volts), one USB-A port and one USB-C port. Available on 30" x 54" Ruckus worktables.

Dean Clamp-On Power Module with Wireless Charging (for Qi-enabled devices)
Dean clamp-on power module with wireless charging consists of two simplex receptacles (rated at 15 amps/125 volts), one USB-A port and one wireless charging lid (for Qi enabled devices). Available on 30" x 54" Ruckus worktables.

Dean Undersurface Power Module
Dean undersurface mounted power module consists of two simplex receptacles (rated at 15 amps/125 volts), one USB-A port and one USB-C port. Available on 48" x 54" & 60" x 54" Ruckus worktables.

Doors (optional)
The doors are single wall construction with a structural hinge channel running the length of the door. Self-closing European style hinges with 110-degree swing, provide 3-way adjustment of door to ensure consistent gapping and operation. Each steel door is standard with a key lock. All doors are inset.

Beveled Door Pull
Beveled door pull is made from cast zinc. It mounts using two machine screws to a steel door. It is available in a satin chrome or black finish.

Cubby Shelves
All fixed cubby shelves are 3/4" thick with flanges, front and back, constructed of 22-gauge material. Each shelf is screw mounted in four places with #10 screws into the outer panel and center panel to create separation between modules. Each section has one centered fixed shelf. Shelves are powder-coat painted.

Locks
Locks are included on every door:

Standard Key Lock
The standard lock is a high-security double-bit lock. The double-bit lock offers superior security when compared to a single-bit lock. Units are standard with random keys in a range of 994 different numbers. Specific keying combinations are available at no additional charge (this information must be included with order). Locks can be master keyed. Available in satin chrome or black finishes.

TECHNICAL SPECIFICATIONS

Finish
Units are offered in numerous powder-coat colors. Powder-coat application is a hybrid epoxy, baked on to provide a scratch and stain resistant finish. Base and doors may be specified in separate colors for no upcharge. Mechanical components are plated or finished with other protective coatings.

Totes
Totes are translucent polypropylene and available 3" or 6" depths for use with Ruckus worktables.

Tote Storage Removable Shelf
Removable shelves are constructed of 22-gauge steel with $^{3}/_{4}$" thick with flanges front and back. Shelf is finished with powder-coat painted to color of choice. Each shelf will slide into place using the available tote rail set and locks into placed once fully recessed. Each shelf can be easily removed or relocated by lifting up on the back of shelf and pulling it toward user.

Tote Storage Configurations
Ruckus wortables with tote storage, in any tote configuration beyond the preconfigured option, must be quoted through a product modification request. Additional totes can be ordered in kits with a quantity of six totes (rail sets included) and can be placed into any empty Ruckus worktables with Single or Double-Face tote storage, without the use of tools.

An optional shelf can be ordered to replace a tote. This shelf will slide into place using the available rail sets. Steel shelf is finished with powder-coated paint steel. Does not require tools to install.

Compliance
Ruckus storage meets or exceeds ANSI/BIFMA X.5.9-2019 and X.5.5-2019 standards.

Preconfigured Option:

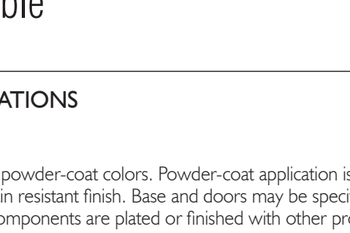

DIMENSIONS

Ruckus Worktables - Totes

General Dimensions - Totes			
	A (Height)	B (Width)	C (Depth)
3"	$2^{15}/_{16}$"	$12^{1}/_{4}$"	$16^{3}/_{4}$"
6"	$5^{7}/_{8}$"	$12^{1}/_{4}$"	$16^{3}/_{4}$"

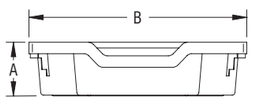

(front view)

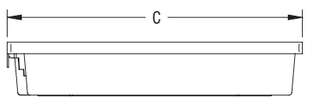

(side view)

DIMENSIONS

Ruckus Single-Face Worktables

Model	A Depth	B Width	C1 Overall Height (Laminate Worksurface) ($1^{1}/_{4}$" thickness)	C2 Overall Height (Phenolic Resin Worksurface) (1" thickness)	C3 Overall Height (Butcher Block Wood Worksurface) ($1^{3}/_{4}$" thickness)	D Overhang	E Overhang
RCWT3054	30"	54"	$35^{3}/_{4}$"	$35^{1}/_{2}$"	$36^{1}/_{4}$"	$11^{7}/_{8}$"	$5^{7}/_{8}$"

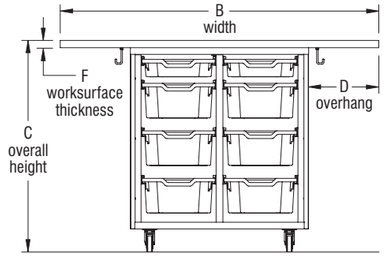

Ruckus Single-Face Worktables with Tote Storage (front view)

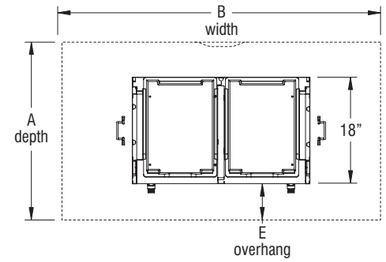

Ruckus Single-Face Worktables with Tote Storage (top view)

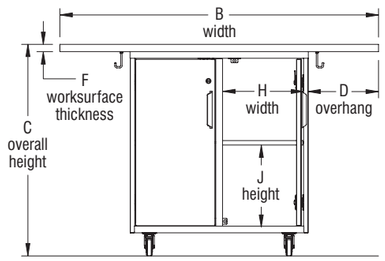

Ruckus Single-Face Worktables with Cubby Storage (front view)

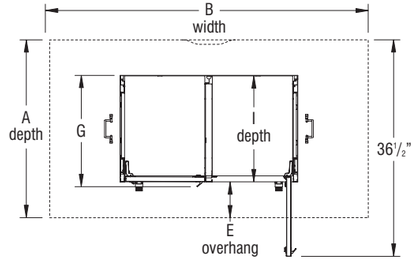

Ruckus Single-Face Worktables with Cubby Storage (top view)

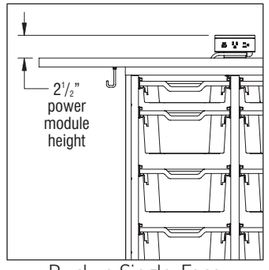

Ruckus Single-Face Worktable Power Module Location (front view)

General Dimensions Worksurface	
Worksurface	F Worksurface Thickness
Phenolic Resin	1"
Laminate	$1^{1}/_{4}$"
Butcher Block	$1^{3}/_{4}$"

Ruckus Single-Face Worktables with Cubby Interior Clearance per Storage Compartment			
G (Door Pull to Back)	H (Width)	I (Depth)	J (Height)
$18^{3}/_{4}$"	$13^{5}/_{8}$"	$17^{7}/_{8}$"	$13^{5}/_{8}$"

Ruckus® Worktable
General Information

DIMENSIONS

Ruckus Double-Face Worktables

Model	A Depth	B Width	C1 Overall Height (Laminate Worksurface) (1 1/4" thickness)	C2 Overall Height (Phenolic Resin Worksurface) (1" thickness)	C3 Overall Height (Butcher Block Wood Worksurface) (1 3/4" thickness)	D Overhang	E Overhang
RCWT4854	48"	54"	35 3/4"	35 1/2"	36 1/4"	11 7/8"	6"
RCWT6054	60"	54"	35 3/4"	35 1/2"	NA	11 7/8"	12"

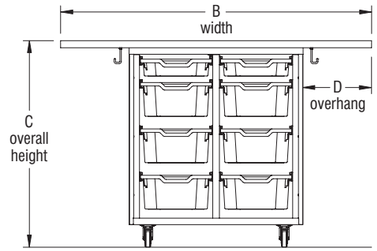

Ruckus Double-Face Worktables with Tote Storage (front view)

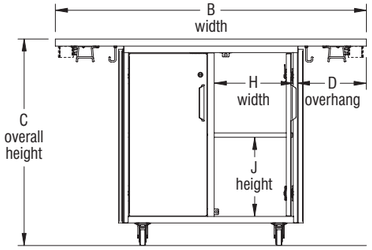

Ruckus Double-Face Worktables with Cubby Storage (front view)

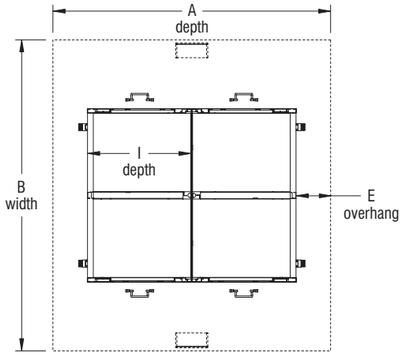

Ruckus Double-Face Worktables with Tote Storage (top view)

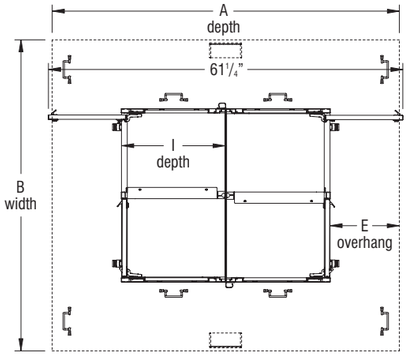

Ruckus Double-Face Worktables with Cubby Storage (top view)

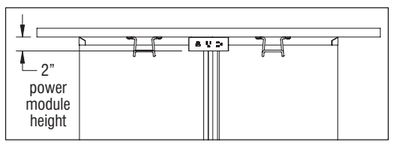

Ruckus Double-Face Worktable (model RCWT4854) Power Module Location (side view)

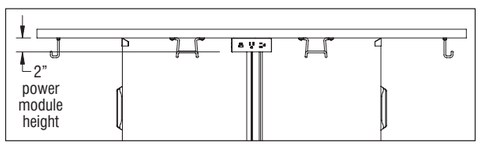

Ruckus Double-Face Worktable (model RCWT6054) Power Module Location (side view)

General Dimensions Worksurface	
Worksurface	F Worksurface Thickness
Phenolic Resin	1"
Laminate	1 1/4"
Butcher Block	1 3/4"

Ruckus Double-Face Worktables with Cubby Interior Clearance per Storage Compartment			
G (Door Pull to Door Pull)	H (Width)	I (Depth)	J (Height)
18 3/4"	13 5/8"	17 7/8"	13 5/8"

STATEMENT OF LINE

Ruckus Single-Face Worktables

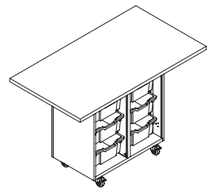

RCWT305436TOP

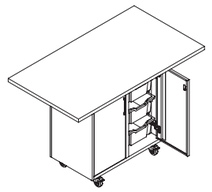

RCWT305436TDR

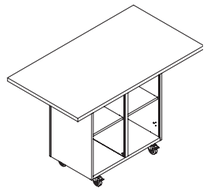

RCWT305436COP

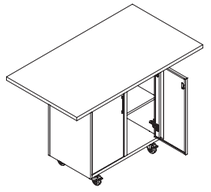

RCWT305436CDR

Ruckus Double-Face Worktables

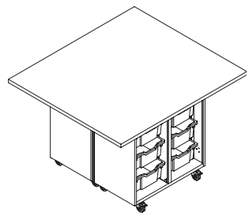

RCWT4854TOP (shown)
RCWT6054TOP

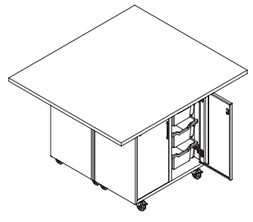

RCWT4854TDR (shown)
RCWT6054TDR

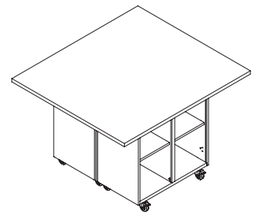

RCWT4854COP (shown)
RCWT6054COP

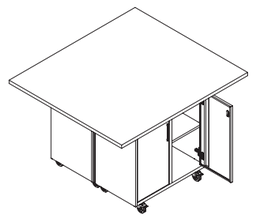

RCWT4854CDR (shown)
RCWT6054CDR

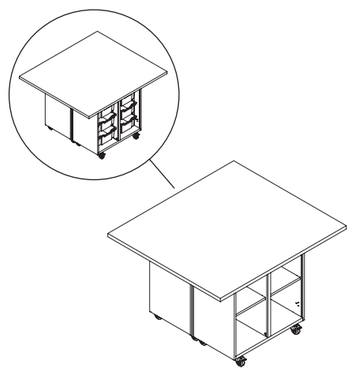

RCWT4854CTOP (shown)
RCWT6054CTOP

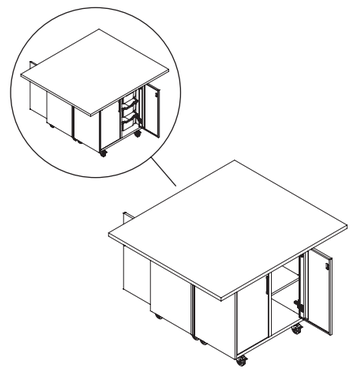

RCWT4854CTDR (shown)
RCWT6054CTDR

Ruckus® Worktable
General Information

RUCKUS WORKTABLE FEATURES







A. **Surface**
Three distinct worksurfaces support active learning; butcher block wood, laminate or phenolic resin.

B. **Optional Power**
Above or under surface power modules support classroom technology and provide charging for devices.

C. **Hooks**
Worktable overall size determines the number of book bag hooks included (one per user).

D. **Storage**
Storage within the base keeps learning resources at hand and learning spaces neat: cubby and or tote storage available with or without locking doors. Contrasting door colors available.

E. **Fits Through Doorways**
Toolless removable worksurfaces and two-piece base design ease relocation.

F. **Casters**
Industrial-grade 3" casters meet the rigorous demand of hands-on learning spaces.

Ruckus® Worktable
Product Color Options

Ruckus® Worktable
Product Color Options

Power Module Color

Black	P1
Cool Grey	P2

Base Color

Black	BL
Blue Grey	GR
Bronze Metallic	ZM
Cayenne	CY
Champagne Metallic	CM
Cool Grey	CG
Cottonwood	CO
Earthen Clay	EY
Espresso Metallic	EX
Everglade Shade	EV
Flannel	FN
Glitz Metallic	GZ
Hazy Jade	HJ
Honey Bee	HY
Light Tone	LG
Mardi Gras	MG
Misty Brown	MY
Nemo	NE
Nordic	ND
Poppy Red	PR
Purple Haze	PH
Rubber Ducky	RK
Sand	SA
Sky Blue	SK
Starlight Silver Metallic	SX
Surf's Up	SP
Twilight Shadow	TI
Ultra Blue	UB
Warm Grey	WG
Zesty Lime	ZL

Top Color for Laminate Top with 74P Edge

Belair	LBQ
Biltmore Cherry	LBT
Black	LBK
Brighton Walnut	LBW
Canyon Zephyr	LCA
Castle Oak	LCO
Casual Linen	LCU
Cherry Storm	LCX
Classic Linen	LCI
Cloud Zephyr	LCL
Cocobala	LCC
Crisp Linen	LRI
Desert Zephyr	LDZ
Dove Grey	LDG
Fired Steel	LIL
Flax Linen	LXF
Florence Walnut	LFC
Forged Steel	LOL
Friston Ash	LFH
Frosty White	LFW
Graphite Nebula	LGN
Grey	LGE
High Rise	LHE
Hollyberry	LHY
Irish Linen	LIH
Island	LID
Italian Silver Ash	LIT
Kensington Maple	LKM
Lapis Blue	LLB
Markerboard White	LMK
Misted Zephyr	LMR
Monticello Maple	LMT
Nickel Evolv	LNV
North Sea	LNA
Ocean	LON
Pearl Bisque	LPB
Pearl Silver	LPS
Pressed Linen	LPR
River Cherry	LRY
Rugged Linen	LRG
Satin Stainless	LSS
Shadow Zephyr	LSR
Silicon evolv	LSV
Sterling Ash	LAZ
Tailored Linen	LTL
Titanium evolv	LTV
White Nebula	LWL
White Sand	LWN
Windsor Mahogany	LWY

Top Color for Phenolic Resin Top

Black	RBL

Top Color for Butcher Block Wood Top

Maple	WME

Edge Color for 74P Edge

Belair	EBQ
Biltmore Cherry	EBT
Black	EBL
Blue Grey	EGR
Brighton Walnut	EBW
Castle Oak	ECO
Cayenne	ECY
Cherry Storm	ECX
Cocobala	ECC
Cool Grey	ECG
Earthen Clay	EEY
Everglade Shade	EEV
Flannel	EFN
Florence Walnut	EFC
Friston Ash	EFH
Frosty White	EFW
Hazy Jade	EHJ
Honey Bee	EHY
Italian Silver Ash	EIT
Kensington Maple	EKM
Light Tone	ELG
Mardi Gras	EMG
Misty Brown	EMY
Monticello Maple	EMT
Multiplex	EMB
Nemo	ENE
Nordic	END
Poppy Red	EPR
Purple Haze	EPH
River Cherry	ERY
Rubber Ducky	ERK
Sand	ESA
Sky Blue	ESK
Sterling Ash	EAZ
Surf's Up	ESP
Twilight Shadow	ETI
Ultra Blue	EUB
Warm Grey	EWG
Windsor Mahogany	EWY
Zesty Lime	EZL

Frount Door Color

Black	FBL
Blue Grey	FGR
Bronze Metallic	FZM
Cayenne	FCY
Champagne Metallic	FCM
Cool Grey	FCG
Cottonwood	FCO
Earthen Clay	FEY
Espresso Metallic	FEX
Everglade Shade	FEV
Flannel	FFN
Glitz Metallic	FGZ
Hazy Jade	FHJ
Honey Bee	FHY
Light Tone	FLG
Mardi Gras	FMG
Misty Brown	FMY
Nemo	FNE
Nordic	FND
Poppy Red	FPR
Purple Haze	FPH
Rubber Ducky	FRK
Sand	FSA
Sky Blue	FSK
Starlight Silver Metallic	FSX
Surf's Up	FSP
Twilight Shadow	FTI
Ultra Blue	FUB
Warm Grey	FWG
Zesty Lime	FZL

Door Pull Color

Beveled pull Satin Chrome	S5
Beveled pull Black	S6

Lock Color

Black	BLL
Satin Chrome	SCL

Rail Color

Starlight Silver Metallic	SX

Finish Color

Black	BL
Cool Grey	CG

Finish Cards
View color swatches for items listed within this document.

Paints **Wood/Veneer** **Molded Edges** **Hard Plastics**
Plastics/Poly **Laminates** **Edge Styles** **Glass**

Certain options referenced may not be available on GSA Schedule.

PRODUCT SPECIFICATIONS

Ruckus® Cubby & Bookcase

April 2022

TECHNICAL SPECIFICATIONS

Shell
The shell is a common construction that consists of steel bottom, sides, back, uprights, with laminated wood top. Inside double-face units, a center divider is screw mounted in each section to separate the front and back sides. All panel bottoms are mounted on one common steel base.

Single-Face Units - Overall Size with Casters or Glides Included: Nominal vs. Actual
36w x 18d x 36h storage: 36 1/8" wide by 18 1/4" deep by 36" high
36w x 18d x 42h storage: 36 1/8" wide by 18 1/4" deep by 42" high
54w x 18d x 36h storage: 53 5/8" wide by 18 1/4" deep by 36" high
54w x 18d x 42h storage: 53 5/8" wide by 18 1/4" deep by 42" high

Double-Face Units - Overall Size with Casters or Glides Included: Nominal vs. Actual
36w x 24d x 36h storage: 36 1/8" wide by 24 1/4" deep by 36" high
36w x 24d x 42h storage: 36 1/8" wide by 24 1/4" deep by 42" high
54w x 24d x 36h storage: 53 5/8" wide by 24 1/4" deep by 36" high
54w x 24d x 42h storage: 53 5/8" wide by 24 1/4" deep by 42" high

Laminate Worksurface - Storage
The laminate worksurfaces are 1 1/4" thick and consist of a particleboard core with a HPL surface. 74P (2 mm PVC-free) banding is applied to the edges. All tops are pre-drilled for mounting of end panels, center panel(s), center dividers and are assembled in the factory.

Vertical Panels
Each 1" thick vertical panel features double-wall steel construction. The outer vertical panel consists of 20-gauge material with double flanges formed on both vertical edges and single flanges formed on the top and bottom. The vertical edges of the outer panel have an 18-gauge reinforcing member welded in place to provide structural integrity. The inner vertical panel is 18-gauge with double flanges formed on the vertical edges and single flanges formed on the top and bottom edges. Two keyhole pads of 16-gauge are welded into the top of the end vertical panel to interface with shoulder screws for mounting to the laminate top. The outer and inner panels are spot welded together, as well as fastened together at the bottom with the threaded inserts that accept the mounting bolt for the base. Bonded to both surfaces within the panel is a lightweight honeycomb core material to improve panel rigidity. All panels feature pre-punched holes for connecting the center dividers, shelves, coat hook, hinge mounts and slot for lock engagement.

Center Divider (Double-Face Units Only)
One center divider is screw mounted in each section to separate the front and back sides. This is constructed of 20-gauge material with 3/4" side flanges for mounting. The divider is a structural component, and has the security feature that it is not removable from any single storage component. This prevents unauthorized access when locking doors are used.

Base
The 1 1/8" thick base ties together the vertical panels creating the bottom and complete structure. Bases are 18-gauge steel. Each base also contains an 18-gauge reinforcement strip on the front and back side of the base bottom. Each reinforcement strip is spot welded in place. Each strip consists of two 1/2" weld nuts on each end to accept the caster or glide stem.

Ruckus® Cubby and Bookcase
General Information

TECHNICAL SPECIFICATIONS (cont.)

Casters or Glides
Each unit may be specified with either casters or glides. Casters or glides do not extend out from the side of the unit shell. Both caster and glides have a 1/2" diameter threaded stud to mount to the bottom of the base and are interchangeable.

Casters:
All caster bodies are twin-wheel hooded design with 2 3/4" diameter wheels. All four casters swivel and two casters will have a lock. Casters will be black.

Glides:
All glides are 2 3/4" telescoping adjustable glides. Glides shall be made of two-piece construction and both pieces are made of durable nylon. Each glide has a white base with a black body.

Hooks - Storage
Utility hooks are made of 11-gauge steel and have a grey powder-coat finish. Each hook is attached to the interior sides of the opening using two #10 tapping screws.

Doors
The doors are single wall construction with a structural hinge channel running the length of the door. Self-closing European style hinges with 110-degree swing, provide 3-way adjustment of door to ensure consistent gapping and operation. The steel door is standard with a lock and is specified with one of the lock options (see lock section below). If left or right designation is noted, left or right specifies which side it is hinged on. All doors are inset.

Door Pulls
A door pull is only available when the standard key lock is chosen. Refer to "Locks" specifications on the next page for full details. One pull type is available:

Beveled pull: Made from cast zinc. It mounts by use of two machine screws to a steel door. It is available in a satin chrome or painted black powder-coat finish.

Shelves
All fixed shelves are 3/4" thick with flanges, front and back, constructed of 22-gauge material. Each shelf is screw mounted in four places with #10 screws into the outer panel and center panel to create separation between modules.

Cubbies - Open Units
Each cubbie unit includes two fixed shelves per section.

Interior Clearance:
36" high unit: 16 1/2" wide by 10 7/8" deep by 9 5/8" high
42" high unit: 16 1/2" wide by 10 7/8" deep by 11 5/8" high

Cubbies - With Doors
Each cubbie with door includes one locking door and two fixed shelves per section.

Interior Clearance:
36" high unit: 16 1/2" wide by 10 7/8" deep by 9 5/8" high
42" high unit: 16 1/2" wide by 10 7/8" deep by 11 5/8" high

Bookshelves
Each bookshelf unit features two fixed shelves per section.

Interior Clearance:
36" high unit: 34" wide by 10 7/8" deep by 9 5/8" high
42" high unit: 34" wide by 10 7/8" deep by 11 5/8" high

Ruckus® Cubby and Bookcase
General Information

TECHNICAL SPECIFICATIONS (cont.)

Locks

Locks are available anywhere a door is used, with four locking options for Ruckus Storage:

Standard Key Lock (comes with pull option only) - The standard lock is a high-security double-bit lock. The double-bit lock offers superior security when compared to a single-bit lock. Units are standard with random keys in a range of 994 different numbers. Specific keying combinations are available at no additional charge (this information must be included with order). Locks can be master keyed.

Padlock - Robust zinc housing allows the end user to apply their own combination lock. Lock is backed with a stainless steel escutcheon plate to protect the paint finish.

Combination Lock - A 4-dial combination lock allows user to access cubby without the need of a key. All locks are shipped with a factory set code 3333, combination is set by the end user or facility manager. In the case of lost or forgotten codes, a master key override will unlock the unit and allow the lock to be recoded. Combination lock features solid zinc construction and a four digit combination allows up to 10,000 unique codes.

Digital Lock - Stand-alone battery operated lock allows user immediate and simple keypad access without the need of a key. All locks are shipped with a factory set code 2244, the new access code is set by the end user or facility manager. Users have the flexibility to set and change a personal entry code, while a preset master code ensures that supervisor access is always available, or in an emergency, the key code can be overridden.

Features:

- Up to 80,000 operating cycle's battery life
- Low battery warning
- Battery failure key override
- 8-digit master code and 6-digit sub-master codes
- 4-digit user code (10,000 unique codes)
- 6-digit technician code
- Code changeable
- Not suitable for chlorinated environments
- Can be programed for single use, set at time of use, or fixed combination mode

Finish

Units are offered in numerous powder-coat colors. Powder-coat application is a hybrid epoxy, baked on to provide a scratch and stain resistant finish. Shells and doors may be specified in separate colors for no upcharge. Mechanical components are plated or finished with other protective coatings.

DIMENSIONS

General Dimensions - Single-Face Cubbies & Bookshelves			
A (Height)	B (Width)	C (Depth)	D (Door Pull to Back)
36"	36 1/8"-53 5/8"	18 1/4"	18 7/8"
42"	36 1/8"-53 5/8"	18 1/4"	18 7/8"

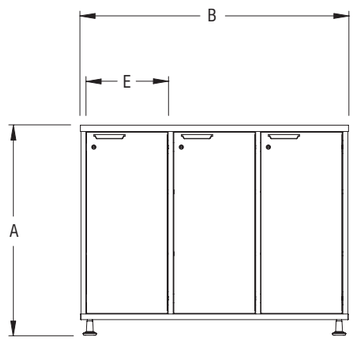

Front View
(54" Single-Face Cubbie
with Doors shown)

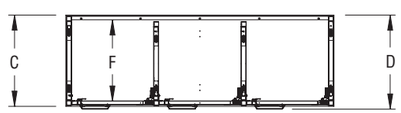

Top View
(54" Single-Face Cubbie
with Doors shown)

Interior Clearance per Storage Compartment			
Storage Height	E (Width)	F (Depth)	G (Height)
36" Single-Face Open Cubbie	16 1/2"	17 5/8"	9 5/8"
42" Single-Face Open Cubbie	16 1/2"	17 5/8"	11 5/8"
36" Single-Face Cubbie w/ Door	16 1/2"	16 3/4"	9 5/8"
42" Single-Face Cubbie w/ Door	16 1/2"	16 3/4"	11 5/8"
36" Single-Face Bookshelf	34"	17 5/8"	9 5/8"
42" Single-Face Bookshelf	34"	17 5/8"	11 5/8"

DIMENSIONS (cont.)

General Dimensions - Double-Face Cubbies & Bookshelves			
A (Height)	B (Width)	C (Depth)	D (Door Pull to Door Pull)
36"	36 1/8"-53 5/8"	24 1/4"	24 5/8"
42"	36 1/8"-53 5/8"	24 1/4"	24 5/8"

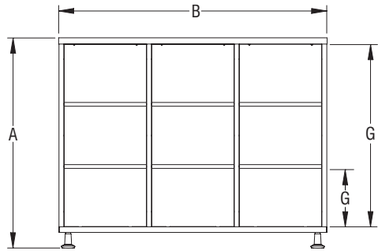

Front View
(54" Double-Face Open Cubbie shown)

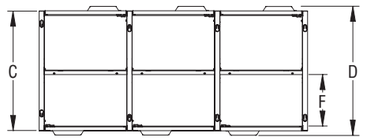

Top View
(54" Double-Face Cubbie with Doors shown)

Interior Clearance per Storage Compartment			
Storage Height	E (Width)	F (Depth)	G (Height)
36" Double-Face Open Cubbie	16 1/2"	11 3/4"	9 5/8"
42" Double-Face Open Cubbie	16 1/2"	11 3/4"	11 5/8"
36" Double-Face Cubbie w/ Door	16 1/2"	10 7/8"	9 5/8"
42" Double-Face Cubbie w/ Door	16 1/2"	10 7/8"	11 5/8"
36" Double-Face Bookshelf	34"	11 3/4"	9 5/8"
42" Double-Face Bookshelf	34"	11 3/4"	11 5/8"

Ruckus® Cubby and Bookcase
General Information

STATEMENT OF LINE

Ruckus Single-Face Cubbies



RKC361836OP / RKC361842OP



RKC541836OP / RKC541842OP



RKC361836DR / RKC361842DR

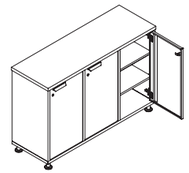

RKC541836DR / RKC541842DR

Ruckus Single-Face Bookcase



RKB361836 / RKB361842

Ruckus Double-Face Cubbies



RKC362436OP / RKC362442OP



RKC542436OP / RKC542442OP



RKC362436DR / RKC362442DR (hinged right shown)

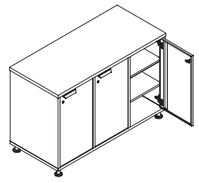

RKC542436DR / RKC542442DR (hinged right shown)

Ruckus Double-Face Bookcase



RKB362436 / RKB362442

Ruckus Locks

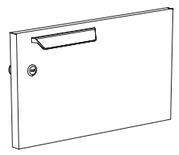

Standard Key Lock

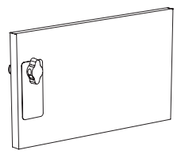

Padlock

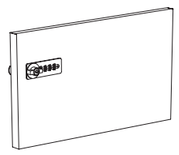

Combination Lock

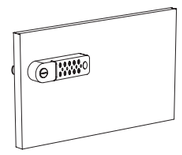

Digital Lock

Ruckus® Cubby and Bookcase
Product Color Options

Ruckus® Cubby and Bookcase
Product Color Options

Shell Color

Black	BL
Blue Grey	GR
Bronze Metallic	ZM
Cayenne	CY
Champagne Metallic	CM
Cool Grey	CG
Cottonwood	CO
Earthen Clay	EY
Espresso Metallic	EX
Everglade Shade	EV
Flannel	FN
Glitz Metallic	GZ
Hazy Jade	HJ
Honey Bee	HY
Light Tone	LG
Mardi Gras	MG
Misty Brown	MY
Nemo	NE
Nordic	ND
Poppy Red	PR
Purple Haze	PH
Rubber Ducky	RK
Sand	SA
Sky Blue	SK
Starlight Silver Metallic	SX
Surf's Up	SP
Twilight Shadow	TI
Ultra Blue	UB
Warm Grey	WG
Zesty Lime	ZL

Front Door Color

Black	FBL
Blue Grey	FGR
Bronze Metallic	FZM
Cayenne	FCY
Champagne Metallic	FCM
Cool Grey	FCG
Cottonwood	FCO
Earthen Clay	FEY
Espresso Metallic	FEX
Everglade Shade	FEV
Flannel	FFN
Glitz Metallic	FGZ
Hazy Jade	FHJ
Honey Bee	FHY
Light Tone	FLG
Mardi Gras	FMG
Misty Brown	FMY
Nemo	FNE
Nordic	FND
Poppy Red	FPR
Purple Haze	FPH
Rubber Ducky	FRK
Sand	FSA
Sky Blue	FSK
Starlight Silver Metallic	FSX
Surf's Up	FSP
Twilight Shadow	FTI
Ultra Blue	FUB
Warm Grey	FWG
Zesty Lime	FZL

Surface Finish--Laminate

Belair	LBQ
Biltmore Cherry	LBT
Black	LBK
Brighton Walnut	LBW
Canyon Zephyr	LCA
Castle Oak	LCO
Casual Linen	LCU
Cherry Storm	LCX
Classic Linen	LCI
Cloud Zephyr	LCL
Cocobala	LCC
Crisp Linen	LRI
Desert Zephyr	LDZ
Dove Grey	LDG
Fired Steel	LIL
Flax Linen	LXF
Florence Walnut	LFC
Forged Steel	LOL
Friston Ash	LFH
Frosty White	LFW
Graphite Nebula	LGN
Grey	LGE
High Rise	LHE
Hollyberry	LHY
Irish Linen	LIH
Island	LID
Italian Silver Ash	LIT
Kensington Maple	LKM
Lapis Blue	LLB
Markerboard White	LMK
Misted Zephyr	LMR
Monticello Maple	LMT
Nickel Evolv	LNV
North Sea	LNA
Ocean	LON
Pearl Bisque	LPB
Pearl Silver	LPS
Pressed Linen	LPR
River Cherry	LRY
Rugged Linen	LRG
Satin Stainless	LSS
Shadow Zephyr	LSR
Silicon evolv	LSV
Sterling Ash	LAZ
Tailored Linen	LTL
Titanium evolv	LTV
White Nebula	LWL
White Sand	LWN
Windsor Mahogany	LWY

*Additional colors may be available. Please contact KI customer service at 1-800-424-2432

Edge Color-For 74P Edge

Belair	EBQ
Biltmore Cherry	EBT
Black	EBL
Blue Grey	EGR
Brighton Walnut	EBW
Castle Oak	ECO
Cayenne	ECY
Cherry Storm	ECX
Cocobala	ECC
Cool Grey	ECG
Earthen Clay	EEY
Everglade Shade	EEV
Flannel	EFN
Florence Walnut	EFC
Friston Ash	EFH
Frosty White	EFW
Hazy Jade	EHJ
Honey Bee	EHY
Italian Silver Ash	EIT
Kensington Maple	EKM
Light Tone	ELG
Mardi Gras	EMG
Misty Brown	EMY
Monticello Maple	EMT
Multiplex	EMB
Nemo	ENE
Nordic	END
Poppy Red	EPR
Purple Haze	EPH
River Cherry	ERY
Rubber Ducky	ERK
Sand	ESA
Sky Blue	ESK
Sterling Ash	EAZ
Surf's Up	ESP
Twilight Shadow	ETI
Ultra Blue	EUB
Warm Grey	EWG
Windsor Mahogany	EWY
Zesty Lime	EZL

Pull Color

Beveled pull Satin Chrome	S5
Beveled pull Black	S6

Tote Storage Lock Color

Black	BLL
Satin Chrome	SCL

Rail Color

Starlight Silver Metallic	SX

Finish Cards
View color swatches for items listed within this document.

Paints **Wood/Veneer** **Molded Edges** **Hard Plastics**
Plastics/Poly **Laminates** **Edge Styles** **Glass**

Certain options referenced may not be available on GSA Schedule.

TECHNICAL SPECIFICATIONS

Shell
Components consist of top, bottom, sides, back, uprights, bottom and top reinforcements, spot welded and MIG welded together.

The top is 19-gauge cold-rolled steel (C.R.S.) with 1 1/8" flanges, on four sides. The front face has an additional flange formed inward to provide additional strength.

The back is 20-gauge C.R.S. and is formed on three sides to provide a flush seamless back and top surface.

The bottom is 20-gauge C.R.S. with a flush upper surface and flanged downward to provide a welding surface with the sides and back. The front face is formed down 1 1/8" and inward to provide additional strength.

Each shell has double wall sides and center partition(s) fabricated from 20-gauge C.R.S.; the inner panels are pierced on approximately 3 3/4" centers to allow molded plastic slide rails to be attached for totes. The front flange of the outer panels is formed to fit inside the channel formation of the side panel; the rear edge is offset formed for maximum strength.

Each shell's front and back has 18-gauge upright members spot welded to the sides providing vertical strength. Top reinforcements are MIG welded to the vertical upright members to provide resistance against racking.

Center partitions are two piece 20-gauge steel fabricated panels spot welded together with apposing flanges to be screw mounted to the top and bottom panels of the shell.

The bottom is fitted with two 18-gauge MIG welded in place structurally formed reinforcements which are located along the front and back of the cabinet. The reinforcements have 2-cast aluminum plates mounted to their ends to distribute weight and accept the caster or glide stem.

Single-Face Tote Storage - Overall Size with Casters or Glides Included: Nominal vs. Actual
30w x 18d x 28h tote storage: 29 15/16" wide by 18 1/8" deep by 27 3/4" high
30w x 18d x 41h tote storage: 29 15/16" wide by 18 1/8" deep by 40 3/4" high
44w x 18d x 28h tote storage: 43 15/16" wide by 18 1/8" deep by 27 3/4" high
44w x 18d x 41h tote storage: 43 15/16" wide by 18 1/8" deep by 40 3/4" high

Laminate Worksurface (Optional)
The laminate worksurfaces are 1 1/4" thick and consist of a particleboard core with a HPL surface. 74P (2 mm PVC-free) banding is applied to the edges.

Single-Face Tote Storage - Overall Size with Casters, Glides and Worksurface Included: Nominal vs. Actual
30w x 18d x 29h tote storage: 30 1/4" wide by 18 1/4" deep by 29" high
30w x 18d x 42h tote storage: 30 1/4" wide by 18 1/4" deep by 42" high
44w x 18d x 29h tote storage: 44 1/16" wide by 18 1/4" deep by 29" high
44w x 18d x 42h tote storage: 44 1/16" wide by 18 1/4" deep by 42" high

Ruckus® Tote Storage
General Information

TECHNICAL SPECIFICATIONS (cont.)

Casters or Glides
Each unit may be specified with either casters or glides. Casters or glides do not extend out from the side of the unit shell. Both caster and glides have a 1/2" diameter threaded stud to mount to the bottom of the base and are interchangeable.

Casters:
All caster bodies are twin-wheel hooded design with 2 3/4" diameter wheels. All four casters swivel and two casters will have a lock. Casters will be black.

Glides:
All glides are 2 3/4" telescoping adjustable glides. Glides shall be made of two-piece construction and both pieces are made of durable nylon. Each glide has a white base with a black body.

Doors (Optional)
Tote cabinet doors feature double wall construction. 22-gauge cold-rolled steel (C.R.S.) outer and inner panels are sandwiched together, spot welded and TIG welded to form a rigid assembly. Standard Ruckus pulls (beveled pulls) are cast zinc and are installed on the top face of each door. Pulls mount by use of two machine screws to the steel door. Pulls are available in satin chrome or powder-coat painted black finish. 110° European hinges prevent the doors from contacting an adjacent cabinet door or drawer and provide 3-way adjustment.

Locks
Locks are included on every door:

Standard Key Lock (comes with pull option only) - The standard lock is a high-security double-bit lock core. The double-bit lock offers superior security when compared to a single-bit lock. Units are standard with random keys in a range of 994 different numbers. Standard locks are available with satin chrome or black powder-coat finishes. Specific keying combinations are available at no additional charge (this information must be included with order). Specific keyed locks are available only with black powder-coat finish. Locks can be master keyed.

Finish
Units are offered in numerous powder-coat colors. Powder-coat application is a hybrid epoxy, baked on to provide a scratch and stain resistant finish. Shells and doors may be specified in separate colors for no upcharge. Mechanical components are plated or finished with other protective coatings.

TECHNICAL SPECIFICATIONS (cont.)

Tote Storage Configurations

Ruckus Tote Storage is comprised of four different size enclosures, on casters or glides, with or without doors. Each of these unit heights and look can be changed by including the optional $1^{1}/_{4}$" laminated wood worksurface. Three preconfigured options are available: All 3" totes, all 6" totes or a combination of 3" & 6" totes. Illustrated below are the 30" wide 2-column units, 44" wide, 3-column units are also available.

Tote storage is available in two heights, allowing configuration heights of either 18" or 27".

Preconfigured Options:

Short Storage Unit

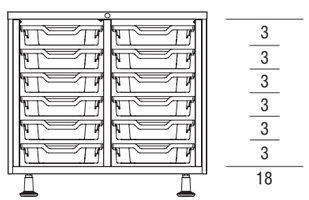

Tall Storage Unit

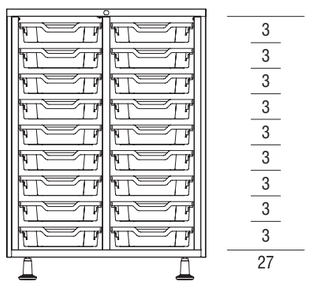

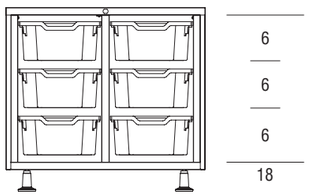

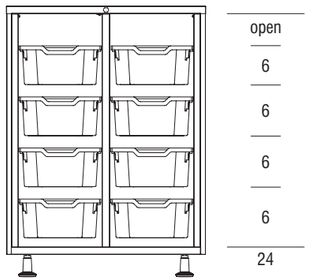

Note: There is 3" of tote storage space open at the top of each column of the tall storage unit (42" high) when pre-configured with 6" totes.

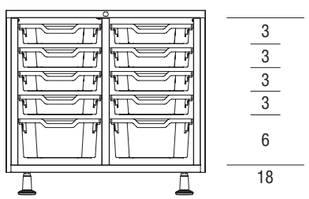

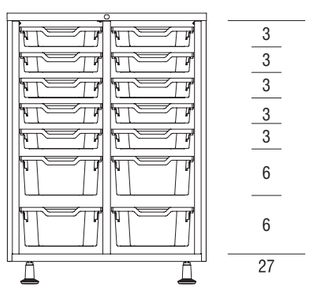

TECHNICAL SPECIFICATIONS (cont.)

Tote Storage Configurations (cont.)

Ruckus Tote Storage, in any tote configuration beyond the preconfigured options, must be ordered separately and installed on site. The 3", 6", 9" and 12" high totes can be ordered in kits with a quantity of six totes (rail sets included), and can be programmed into any empty or pre-existing Ruckus tote storage units, without the use of tools.

Shown below are two examples of non-preconfigured layouts. Customers can specify any combination of totes as long as their accumulated heights do not exceed 18" per column for Short Tote Storage units, and do not exceed 27" per column for Tall Tote Storage units.

Build Your Own Examples:

Short Storage Unit

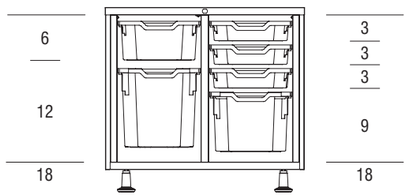

Tall Storage Unit

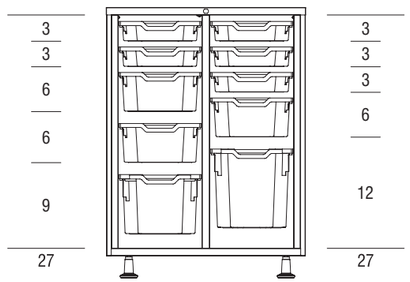

DIMENSIONS

General Dimensions - Totes			
	A (Height)	B (Width)	C (Depth)
3"	$2^{15}/_{16}$"	$12^{1}/_{4}$"	$16^{3}/_{4}$"
6"	$5^{7}/_{8}$"	$12^{1}/_{4}$"	$16^{3}/_{4}$"
9"	$8^{15}/_{16}$"	$12^{1}/_{4}$"	$16^{3}/_{4}$"
12"	$11^{7}/_{8}$"	$12^{1}/_{4}$"	$16^{3}/_{4}$"

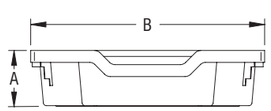

Front View

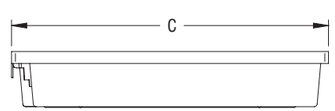

Side View

DIMENSIONS (cont.)

General Dimensions - Tote Storage Without Laminate Top			
A (Height)	B (Width)	C (Depth)	D (Door Pull-to-Back)
27 15/16"	30 1/8"	18 1/8"	18 13/16"
27 15/16"	43 15/16"	18 1/8"	18 13/16"
40 15/16"	30 1/8"	18 1/8"	18 13/16"
40 15/16"	43 15/16"	18 1/8"	18 13/16"

General Dimensions - Tote Storage With Laminate Top			
A (Height)	B (Width)	C (Depth)	D (Door Pull-to-Back)
29 3/16"	30 1/4"	18 1/4"	18 13/16"
29 3/16"	44 1/16"	18 1/4"	18 13/16"
42 3/16"	30 1/4"	18 1/4"	18 13/16"
42 3/16"	44 1/16"	18 1/4"	18 13/16"

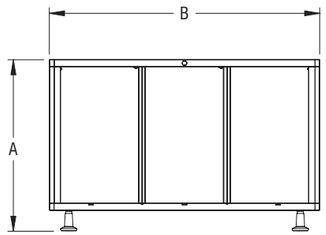

Front View

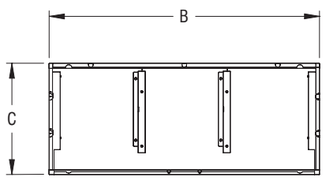

Top View

STATEMENT OF LINE

Ruckus Single-Face Tote Storage

Tote storage is available with optional pre-loaded configurations of 3", 6" and 3" & 6" high totes.
Tote storage is available with and without laminate worksurface, and with and without doors.

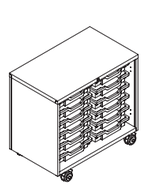

RKT301828OP

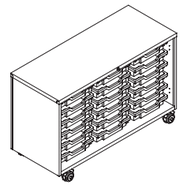

RKT441828OP

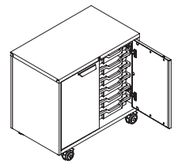

RKT301328DR

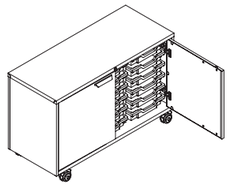

RKT441828DR

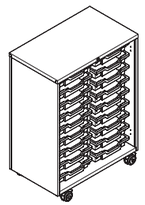

RKT301841OP

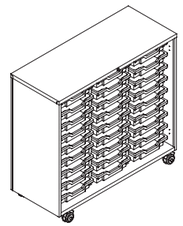

RKT441841DR

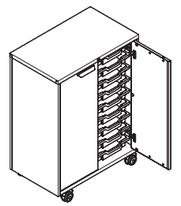

RKT301841DR

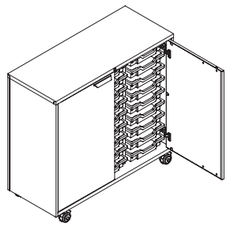

RKT441841DR

Accessories

Accessory Totes and lids are sold in packages of six only. Lids must be ordered separately.

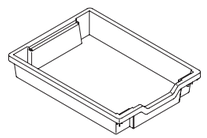

3" High Tote
RKA3KIT6

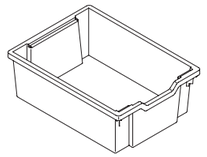

6" High Tote
RKA6KIT6

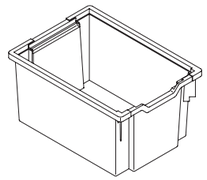

9" High Tote
RKA9KIT6

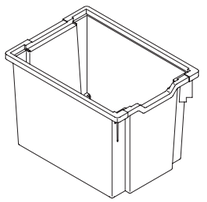

12" High Tote
RKA12KIT6

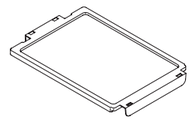

Tote Storage Lid
RKALIDKIT6

Undersurface Rail Kit, with 3" Tote

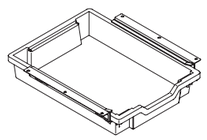

RKAUSR3TKIT1

Undersurface Rail Kit (tote specified separately)



RKAUSRKIT1

Ruckus® Tote Storage
Product Color Options

Ruckus® Tote Storage
Product Color Options

Shell Color

Black	BL
Blue Grey	GR
Bronze Metallic	ZM
Cayenne	CY
Champagne Metallic	CM
Cool Grey	CG
Cottonwood	CO
Earthen Clay	EY
Espresso Metallic	EX
Everglade Shade	EV
Flannel	FN
Glitz Metallic	GZ
Hazy Jade	HJ
Honey Bee	HY
Light Tone	LG
Mardi Gras	MG
Misty Brown	MY
Nemo	NE
Nordic	ND
Poppy Red	PR
Purple Haze	PH
Rubber Ducky	RK
Sand	SA
Sky Blue	SK
Starlight Silver Metallic	SX
Surf's Up	SP
Twilight Shadow	TI
Ultra Blue	UB
Warm Grey	WG
Zesty Lime	ZL

Color

Starlight Silver Metallic	SX

Front Door Color

Black	FBL
Blue Grey	FGR
Bronze Metallic	FZM
Cayenne	FCY
Champagne Metallic	FCM
Cool Grey	FCG
Cottonwood	FCO
Earthen Clay	FEY
Espresso Metallic	FEX
Everglade Shade	FEV
Flannel	FFN
Glitz Metallic	FGZ
Hazy Jade	FHJ
Honey Bee	FHY
Light Tone	FLG
Mardi Gras	FMG
Misty Brown	FMY
Nemo	FNE
Nordic	FND
Poppy Red	FPR
Purple Haze	FPH
Rubber Ducky	FRK
Sand	FSA
Sky Blue	FSK
Starlight Silver Metallic	FSX
Surf's Up	FSP
Twilight Shadow	FTI
Ultra Blue	FUB
Warm Grey	FWG
Zesty Lime	FZL

Surface Finish--Laminate

Belair	LBQ
Biltmore Cherry	LBT
Black	LBK
Brighton Walnut	LBW
Canyon Zephyr	LCA
Castle Oak	LCO
Casual Linen	LCU
Cherry Storm	LCX
Classic Linen	LCI
Cloud Zephyr	LCL
Cocobala	LCC
Crisp Linen	LRI
Desert Zephyr	LDZ
Dove Grey	LDG
Fired Steel	LIL
Flax Linen	LXF
Florence Walnut	LFC
Forged Steel	LOL
Friston Ash	LFH
Frosty White	LFW
Graphite Nebula	LGN
Grey	LGE
High Rise	LHE
Hollyberry	LHY
Irish Linen	LIH
Island	LID
Italian Silver Ash	LIT
Kensington Maple	LKM
Lapis Blue	LLB
Markerboard White	LMK
Misted Zephyr	LMR
Monticello Maple	LMT
Nickel Evolv	LNV
North Sea	LNA
Ocean	LON
Pearl Bisque	LPB
Pearl Silver	LPS
Pressed Linen	LPR
River Cherry	LRY
Rugged Linen	LRG
Satin Stainless	LSS
Shadow Zephyr	LSR
Silicon evolv	LSV
Sterling Ash	LAZ
Tailored Linen	LTL
Titanium evolv	LTV
White Nebula	LWL
White Sand	LWN
Windsor Mahogany	LWY

*Additional colors may be available. Please contact KI customer service at 1-800-424-2432

Edge Color-For 74P Edge

Belair	EBQ
Biltmore Cherry	EBT
Black	EBL
Blue Grey	EGR
Brighton Walnut	EBW
Castle Oak	ECO
Cayenne	ECY
Cherry Storm	ECX
Cocobala	ECC
Cool Grey	ECG
Earthen Clay	EEY
Everglade Shade	EEV
Flannel	EFN
Florence Walnut	EFC
Friston Ash	EFH
Frosty White	EFW
Hazy Jade	EHJ
Honey Bee	EHY
Italian Silver Ash	EIT
Kensington Maple	EKM
Light Tone	ELG
Mardi Gras	EMG
Misty Brown	EMY
Monticello Maple	EMT
Multiplex	EMB
Nemo	ENE
Nordic	END
Poppy Red	EPR
Purple Haze	EPH
River Cherry	ERY
Rubber Ducky	ERK
Sand	ESA
Sky Blue	ESK
Sterling Ash	EAZ
Surf's Up	ESP
Twilight Shadow	ETI
Ultra Blue	EUB
Warm Grey	EWG
Windsor Mahogany	EWY
Zesty Lime	EZL

Pull Color

Beveled pull Satin Chrome	S5
Beveled pull Black	S6

Tote Storage Lock Color

Black	BLL
Satin Chrome	SCL

Finish Cards
View color swatches for items listed within this document.

Paints **Wood/Veneer** **Molded Edges** **Hard Plastics**
Plastics/Poly **Laminates** **Edge Styles** **Glass**

Certain options referenced may not be available on GSA Schedule.

TECHNICAL SPECIFICATIONS

Ruckus Whiteboard

Dry-Erase Whiteboard (Side 1)
Dry-erase whiteboard surface is constructed of .08" thick opaque white polycarbonate resin with UV curing.

Polyester Felt (Side 2)
Polyster felt is constructed from 16 mm thick tackable, 100% post-consumer recycled polyester core felt in the color Flannel. The core material has a density of 2800 g/m^2 and is sound absorbing tested to ASTM C423 with an NRC rating of 0.55 when using no air gap (A-mount testing method) and an NRC rating of 0.60 with a 5 mm air gap. The polyester felt is in accordance with ASTM-E84 and achieve a Class A Flame spread.

Extra large whiteboards are constructed with two aluminum extruded stiffeners.

Magnetic Dots (Fasteners)
Securing the whiteboard to the polyester felt core material are metallic $^1/_4$-28 x $^5/_8$" socket flat head screws through custom nylon $^1/_4$" countersunk washers, threading into $^1/_4$-28 polycarbonate nuts at the backside of the felt core material. The flat heads of the metallic fasteners may be used to attach customer supplied magnetic accessories.

Leather Straps
Constructed of reconstituted (bonded) leather in matte black. Straps are 1.16" wide and permit hanging of Ruckus whiteboards on wall tracks and mobile display carts.

Pivoting Dock
Pivoting dock assembly consists of a table clamp and a whiteboard clamp, constructed of 14-gauge steel and secured with a rivet that allows for 360 degrees of rotation. Two thumb screw sizes are provided to clamp to different worksurface thicknesses. The $^3/_4$" thumb screw will accommodate worksurface thicknesses from $^3/_4$" to 1$^1/_4$". The 1$^1/_4$" thumb screw will accommodate thicknesses from $^1/_4$" to $^{11}/_{16}$". Steel pivoting dock is powder-coat painted in various standard KI finishes.

Wall Track
Wall track rail is formed of 16-gauge steel, powder-coat painted in various standard KI finishes. 48" wide and holds one to three white boards depending on size. Attachment hardware not included. Reference (KI-AI-000098) Ruckus Whiteboards - Wall Track - Assembly Instructions for more information.

Mobile Display Cart
Mobile display cart is constructed with 1" diameter, 14-gauge steel tubing, bent, cut, welded and secured with fasteners. The side panels and inner shelf are constructed of 14-gauge steel, stamped and formed. All steel is powder-coat painted in various standard KI finishes. Storage section on the cart contains a non-skid pad. Available with two optional polypropylene 6" tote storage drawers.

Casters
Mobile display cart ships with four locking casters with hard plastic wheels. Caster wheel height is 3", overall mounting height is 4", and caster unit is black. Caster bodies include a $^7/_{16}$" x $^7/_8$" grip-ring stem, which inserts into a grip-ring adapter in the legs of the mobile display cart. Casters are field replaceable.

Widget
Widget is constructed from 16 mm thick, 100% post-consumer recycled polyester felt in the color Flannel.

Undersurface Hook
Undersurface hook is formed from $^1/_4$" solid wire rod and is chrome plated, which provides long lasting wear resistance. Hook fastens to the underside of the worksurface with two #12 x $^3/_4$" Phillips pan-head screws. Hook is field installed.

Ruckus® Whiteboards
General Information

TECHNICAL SPECIFICATIONS

Ruckus Whiteboard & Mobile Display Cart Capacity

Size	Display Capacity	Storage Capacity	Total Capacity
Small	12	39	51
Medium	8	24	32
Large	4	18	22
Extra Large	4	11	15

Note: display cart shelves are deep enough to store an additional row of whiteboards behind boards being displayed.

Ruckus Whiteboard & Wall Track Capacity

Size	Wall Track (Qty 1) (48" length)	Wall Tracks (Qty 2) (96" length)
Small	2	5
Medium	2	4
Large	1	3
Extra Large	2 vertical, 1 horizontal	4 vertical, 1 horizontal

VISUAL GUIDE

Ruckus Whiteboards & Wall Track Strap Engagement
Leather straps on the back of Ruckus whiteboards are designed to allow the board to hang from the wall track. The straps wrap around to the front, making them useful to hold paper notes.

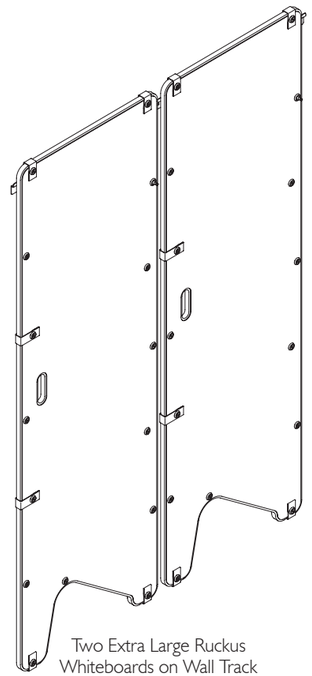

Two Extra Large Ruckus Whiteboards on Wall Track

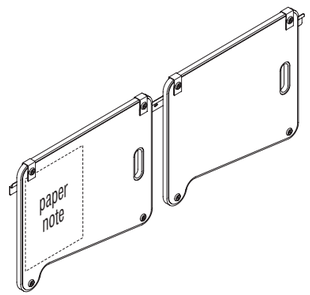

Two Medium Ruckus Whiteboards on Wall Track

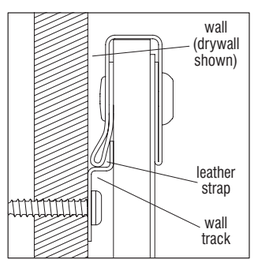

Strap Engagement - (side view)

VISUAL GUIDE

Ruckus Whiteboards & Ruckus Mobile Display Cart Track Strap Engagement

Leather straps on the back of Ruckus whiteboards are designed to allow the board to hang from the Ruckus mobile display kart track. The straps wrap around to the front, making them useful to hold paper notes.

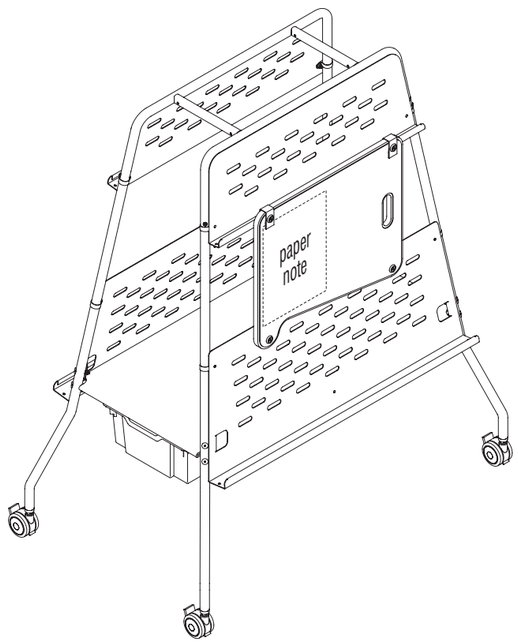

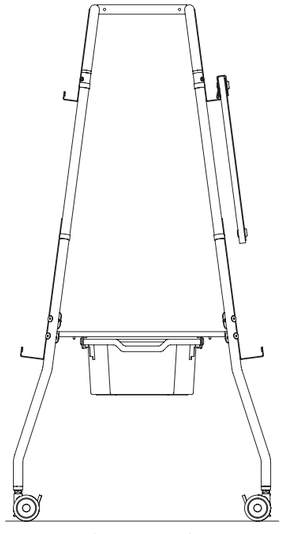

(side view)

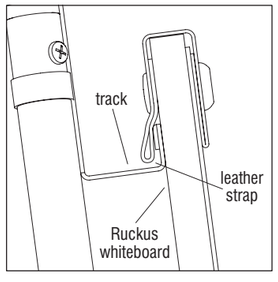

Strap Engagement - (side view)

VISUAL GUIDE

Ruckus Whiteboard & Pivoting Dock

Pivoting dock allows small, medium and large Ruckus whiteboard to rotate 360 degrees on the table or student desk.

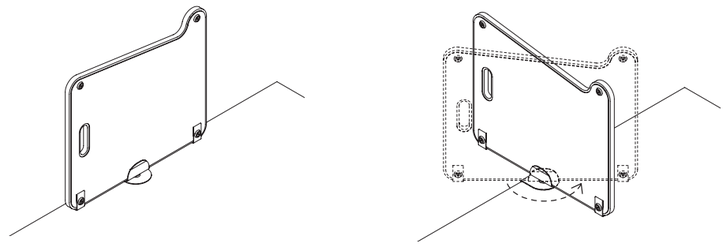

Ruckus Whiteboard & Undersurface Hook

Small and Medium sized Ruckus whiteboards that are not in use can be stored on optional undersurface hooks. Ruckus post-leg desks and rectangle activity tables (excluding 20" deep) come with pre-drilled locations for installing unsurfaced hooks.

Note: Undersurface hooks cannot be installed on Ruckus cantilever desks and lecterns when book basket storage is specified, or on 20" deep rectangle activity tables. Contact KI customer service at 1-800-424-2432 for other undersurface hook solutions.

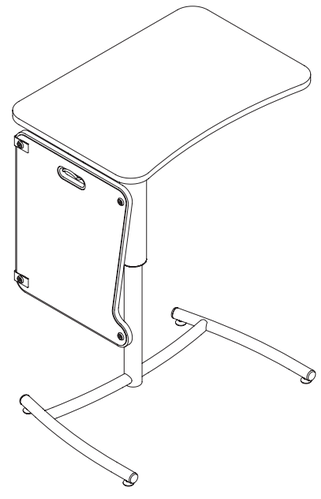

Undersurface Hook

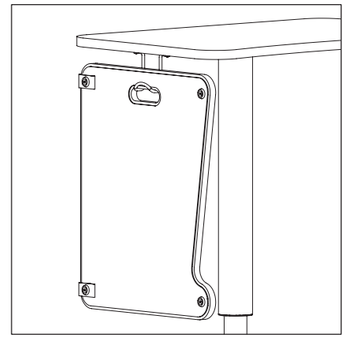

Undersurface Hook

VISUAL GUIDE

Ruckus Whiteboard & Widget

Widgets are a multi-functional accessory that pair with Whiteboards to enhance use and support multiple configurations. Widgets can help to create a stand for display or drafting, and they are useful to create dividers or privacy screens. In addition, each Widget can hold one standard size dry-erase marker (approximately $^{11}/_{16}$" diameter) or two smaller sized dry-erase markers (approximately $^{3}/_{8}$" diameter).

Note: The graphics on this page illustrate markers being housed in the marker holder feature of the widgets. Dry-erase markers are customer supplied.

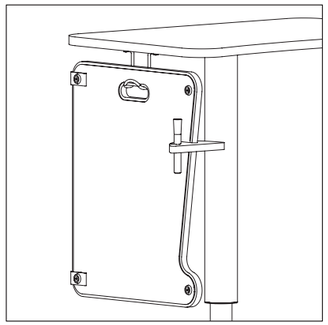

Widget used as a Marker Holder

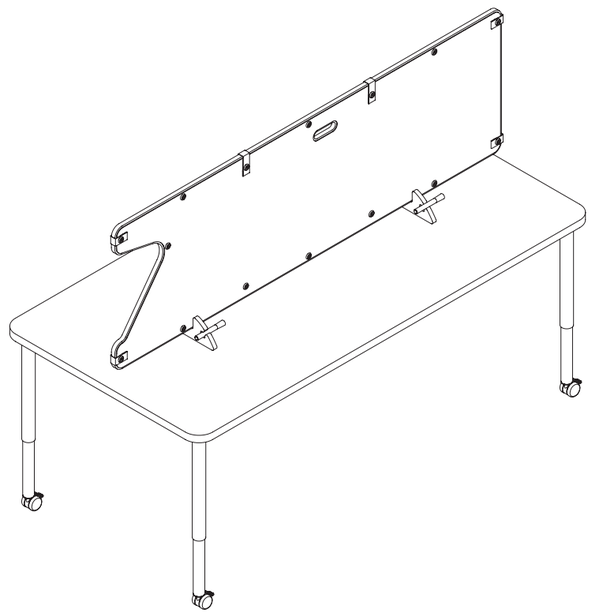

Display & Divider Configuration

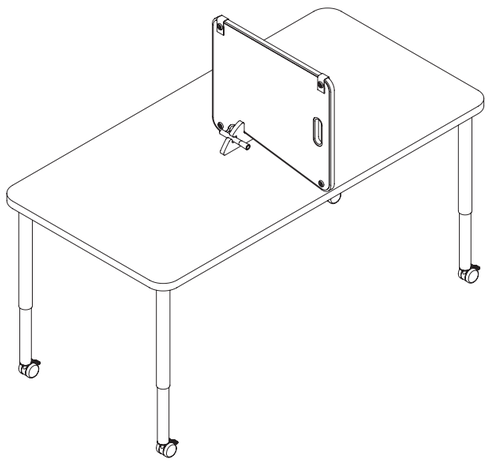

Display & Privacy Configuration

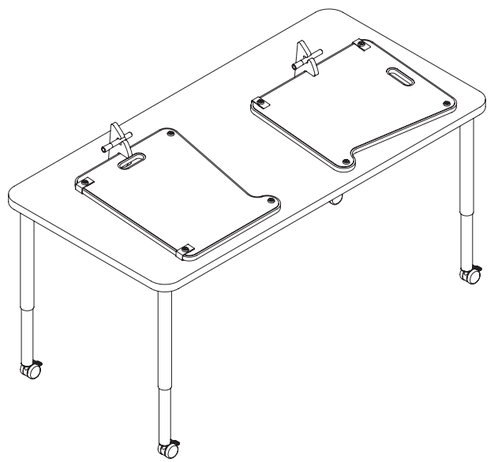

Drafting Configuration

DIMENSIONS

Ruckus Whiteboard - Small (12" x 16")

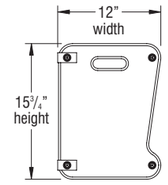

(front view)



(side view)

Ruckus Whiteboard - Medium (18" x 22")

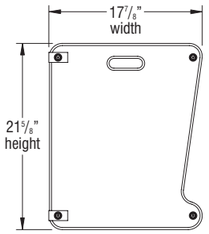

(front view)



(side view)

Ruckus Whiteboard - Large (23" x 31")

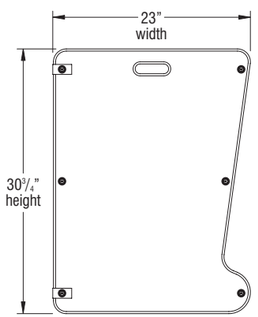

(front view)

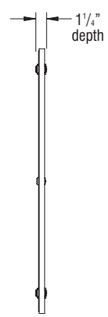

(side view)

Ruckus Whiteboard - Extra Large (23" x 71")

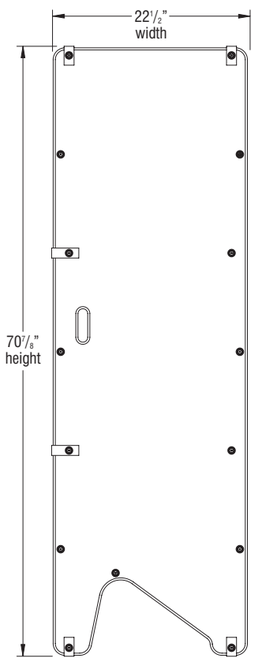

(front view)



(side view)

Ruckus® Whiteboards
General Information

DIMENSIONS

Ruckus Mobile Display Cart

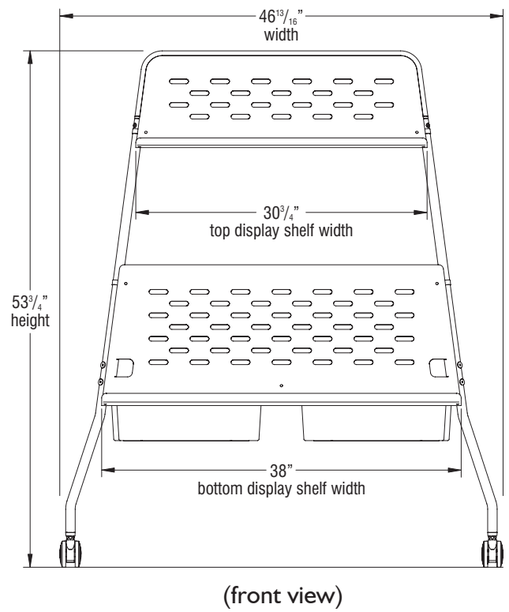

(front view)

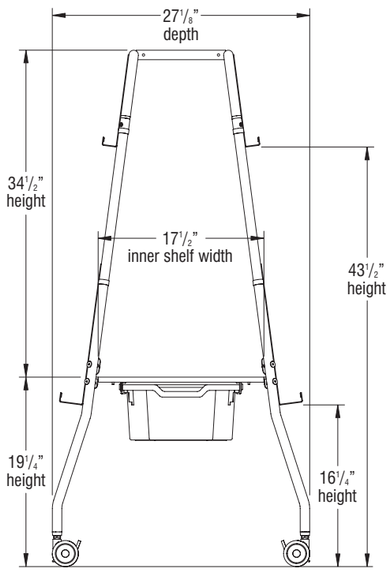

(side view)

Ruckus® Whiteboards
Product Color Options

Pivoting Dock and Wall Track

Black	BL
Blue Grey	GR
Bronze Metallic	ZM
Cayenne	CY
Champagne Metallic	CM
Chocolate	CT
Cool Grey	CG
Cottonwood	CO
Espresso Metallic	EX
Flannel	FN
Glitz Metallic	GZ
Grass Green	GN
Honey Bee	HY
Light Tone	LG
Mardi Gras	MG
Misty Brown	MY
Nemo	NE
Nordic	ND
Poppy Red	PR
Purple Haze	PH
Rubber Ducky	RK
Sand	SA
Sky Blue	SK
Splash	SH
Starlight Silver Metallic	SX
Surf's Up	SP
Ultra Blue	UB
Warm Grey	WG
Wet Sand	WS
Zesty Lime	ZL

Undersurface Hook

Chrome	C

Ruckus® Seating (Freight Excluded Pricing)

Four-Leg Chair

Ruckus® Seating (Freight Excluded Pricing)
Four-Leg Chair

	MODEL	Features	H	MODEL NUMBER: Basic Model	Fire Code	Poly Color	Frame Color	Glide Option	Upholstery Color	Approx. Packaged Weight	Freight Excluded Pricing Unupholstered	Freight Excluded Pricing Fabric Grade 1 & C.O.M.	Freight Excluded Pricing Fabric Grade 2	Freight Excluded Pricing Fabric Grade 3 & Group 2V Vinyl	Freight Excluded Pricing C.O.V.	Freight Excluded Pricing Pallas Fabric Group P0	Freight Excluded Pricing Pallas Fabric Group P1	Freight Excluded Pricing Pallas Fabric Group P2	Freight Excluded Pricing Pallas Fabric Group P3	Freight Excluded Pricing Pallas Fabric Group P4
 RK11	**Four-Leg Chair with Glides** • Model does not stack • Ships fully assembled, packaged 1 chair per carton	Polypropylene	15"	RK1100H15NB	□□□	□□□	□□	□□□		29.0#	$ 225									
		Polypropylene	18"	RK1100H18NB	□□□	□□□	□□	□□□		30.0#	227									
 RK12	**Four-Leg Chair with Glides** • Model does not stack • Ships fully assembled, packaged 1 chair per carton	Upholstered Seat	15"	RK1200H15NB	□□□	□□□	□□	□□□	□□□□□	31.5#	N/A	$ 354	$ 365	$ 385	$ 354	$ 398	$ 463	$ 483	$ 507	$ 544
		Upholstered Seat	18"	RK1200H18NB	□□□	□□□	□□	□□□	□□□□□	32.5#	N/A	356	367	390	356	401	465	485	511	547
					Ⓑ	Ⓒ	Ⓓ	Ⓔ	Ⓕ											

HOW TO ORDER

Indicate the following information on order form:
1. Quantity of each item.
2. Model number, including options. See "How To Build a Model Number".
3. Any special service required.

Note: • The □ indicates that a choice is required.
• The absence of the □ indicates that no choice is required.
• Alpha-numeric characters in place of □ indicate that no other alternatives are available.

HOW TO BUILD A MODEL NUMBER

Ⓐ Select basic model.

Ⓑ Select fire retardant.

NFR	- Compliance to TB 117-2013
FR	- Compliance to TB 133

Ⓒ Select poly color.
Refer to the **Product Color Options** page in this price list.

Ⓓ Select frame finish.
Refer to the **Product Color Options** page in this price list.

Ⓔ Select glide option.

GFT	- Felt glides
GPL	- Nylon plastic glides
GSL	- Steel glides

Ⓕ Select upholstery grade/color.
Refer to **ki.com/fabrics**

UPHOLSTERY INFORMATION

C.O.M. Upholstery

C.O.M. requirement for 10 chairs or less with upholstered seat or upholstered seat and back is 3/4 yard per chair of 54" wide nondirectional fabric. For orders of 11 or more with upholstered seat and back and for complete information on ordering C.O.M. see "Ordering C.O.M., C.O.V. and C.O.L." section.

OPTIONS

California TB133 Fire Safety Code

The above seating products can be manufactured using the appropriate flame-retardant materials for compliance to California Technical Bulletin 133.
Add "FR" to end of model number.
Model=Polypropylene
Added Lead Time=none
Added List Price=$26
Model=Upholstered Seat Only
Added Lead Time=none
Added List Price=$40

SPECIAL SERVICES

Special Carton Marking

With specially marked information	N/C

Shipping

Ships **assembled, FOB Green Bay, WI 54302, freight excluded.** Freight class 250.

Specifications and prices are subject to change without prior notice.

Ruckus® Seating (Freight Excluded Pricing)

Four-Leg Chair

Ruckus® Seating (Freight Excluded Pricing)
Four-Leg Chair

	MODEL	Features	H	MODEL NUMBER: Basic Model	Fire Code	Poly Color	Frame Color	Caster Type	Upholstery Color	Approx. Packaged Weight	Freight Excluded Pricing Unupholstered	Freight Excluded Pricing Fabric Grade 1 & C.O.M.	Freight Excluded Pricing Fabric Grade 2	Freight Excluded Pricing Fabric Grade 3 & Group 2V Vinyl	Freight Excluded Pricing C.O.V.	Freight Excluded Pricing Pallas Fabric Group P0	Freight Excluded Pricing Pallas Fabric Group P1	Freight Excluded Pricing Pallas Fabric Group P2	Freight Excluded Pricing Pallas Fabric Group P3	Freight Excluded Pricing Pallas Fabric Group P4
 RK21	**Four-Leg Chair with Casters** • Model does not stack • Ships fully assembled, packaged 1 chair per carton	Polypropylene	15"	RK2100H15NB	□□□	□□□	□□	□□□		29.5#	$ 240									
		Polypropylene	18"	RK2100H18NB	□□□	□□□	□□	□□□		30.5#	242									
 RK22	**Four-Leg Chair with Casters** • Model does not stack • Ships fully assembled, packaged 1 chair per carton	Upholstered Seat	15"	RK2200H15NB	□□□	□□□	□□	□□□	□□□□□	32.0#	N/A	$ 368	$ 381	$ 403	$ 368	$ 412	$ 478	$ 497	$ 523	$ 560
		Upholstered Seat	18"	RK2200H18NB	□□□	□□□	□□	□□□	□□□□□	33.0#	N/A	372	383	405	372	417	480	502	526	562
				Ⓐ	Ⓑ	Ⓒ	Ⓓ	Ⓔ	Ⓕ											

HOW TO ORDER

Indicate the following information on order form:
1. Quantity of each item.
2. Model number, including options. See "How To Build a Model Number".
3. Any special service required.

Note: • The □ indicates that a choice is required.
• The absence of the □ indicates that no choice is required.
• Alpha-numeric characters in place of □ indicate that no other alternatives are available.

HOW TO BUILD A MODEL NUMBER

Ⓐ Select basic model.

Ⓑ Select fire retardant.

NFR	- Compliance to TB 117-2013
FR	- Compliance to TB 133

Ⓒ Select poly color.
Refer to the **Product Color Options** page in this price list.

Ⓓ Select frame finish.
Refer to the **Product Color Options** page in this price list.

Ⓔ Select caster type.

CCC	- Carpet casters
CHC	- Hard floor casters

Ⓕ Select upholstery grade/color.
Refer to **ki.com/fabrics**

UPHOLSTERY INFORMATION

C.O.M. Upholstery

C.O.M. requirement for 10 chairs or less with upholstered seat or upholstered seat and back is 3/4 yard per chair of 54" wide nondirectional fabric. For orders of 11 or more with upholstered seat and back and for complete information on ordering C.O.M. see "Ordering C.O.M., C.O.V. and C.O.L." section.

OPTIONS

California TB133 Fire Safety Code

The above seating products can be manufactured using the appropriate flame-retardant materials for compliance to California Technical Bulletin 133.
Add "FR" to end of model number.
Model=Polypropylene
Added Lead Time=none
Added List Price=$26
Model=Upholstered Seat Only
Added Lead Time=none
Added List Price=$40

SPECIAL SERVICES

Special Carton Marking

With specially marked information	N/C

Shipping

Ships **assembled, FOB Green Bay, WI 54302, freight excluded.** Freight class 250.

Specifications and prices are subject to change without prior notice.

Ruckus® Seating (Freight Excluded Pricing)

Stack Chair with Glides

Ruckus® Seating (Freight Excluded Pricing)
Stack Chair with Glides

	MODEL	Features	H	MODEL NUMBER: Basic Model	Fire Code	Poly Color	Frame Color	Glide Option	Upholstery Color	Approx. Packaged Weight	Freight Excluded Pricing Unupholstered	Freight Excluded Pricing Fabric Grade 1 & C.O.M.	Freight Excluded Pricing Fabric Grade 2	Freight Excluded Pricing Fabric Grade 3 & Group 2V Vinyl	Freight Excluded Pricing C.O.V.	Freight Excluded Pricing Pallas Fabric Group P0	Freight Excluded Pricing Pallas Fabric Group P1	Freight Excluded Pricing Pallas Fabric Group P2	Freight Excluded Pricing Pallas Fabric Group P3	Freight Excluded Pricing Pallas Fabric Group P4
 RKU1	**Stack Chair with Glides** • Ships fully assembled, packaged 1 chair per carton • 15" chair stacks 3 high • 18" chair stacks 4 high	Polypropylene	15"	RKU100H15NB	□□□	□□□	□□	□□□		34.0#	$ 287									
		Polypropylene	18"	RKU100H18NB	□□□	□□□	□□	□□□		35.0#	290									
 RKU2	**Stack Chair with Glides** • Ships fully assembled, packaged 1 chair per carton • 15" chair stacks 2 high • 18" chair stacks 3 high	Upholstered Seat	15"	RKU200H15NB	□□□	□□□	□□	□□□	□□□□□	36.5#	N/A	$ 409	$ 420	$ 439	$ 409	$ 451	$ 512	$ 531	$ 556	$ 589
		Upholstered Seat	18"	RKU200H18NB	□□□	□□□	□□	□□□	□□□□□	37.5#	N/A	412	424	444	412	456	515	534	559	594
					Ⓐ	Ⓑ	Ⓒ	Ⓓ	Ⓔ	Ⓕ										

HOW TO ORDER

Indicate the following information on order form:
1. Quantity of each item.
2. Model number, including options. See "How To Build a Model Number".
3. Any special service required.

Note: • The □ indicates that a choice is required.
- The absence of the □ indicates that no choice is required.
- Alpha-numeric characters in place of □ indicate that no other alternatives are available.

HOW TO BUILD A MODEL NUMBER

Ⓐ Select basic model.

Ⓑ Select fire retardant.

NFR	- Compliance to TB 117-2013
FR	- Compliance to TB 133

Ⓒ Select poly color.
Refer to the **Product Color Options** page in this price list.

Ⓓ Select frame finish.
Refer to the **Product Color Options** page in this price list.

Ⓔ Select glide option.

GFT	- Felt glides
GPL	- Nylon plastic glides
GSL	- Steel glides

Ⓕ Select upholstery grade/color.
Refer to **ki.com/fabrics**

UPHOLSTERY INFORMATION

C.O.M. Upholstery

C.O.M. requirement for 10 chairs or less with upholstered seat or upholstered seat and back is 3/4 yard per chair of 54" wide nondirectional fabric. For orders of 11 or more with upholstered seat and back and for complete information on ordering C.O.M. see "Ordering C.O.M., C.O.V. and C.O.L." section.

OPTIONS

California TB133 Fire Safety Code

The above seating products can be manufactured using the appropriate flame-retardant materials for compliance to California Technical Bulletin 133.
Add "FR" to end of model number.
Model=Polypropylene
Added Lead Time=none
Added List Price=$26
Model=Upholstered Seat Only
Added Lead Time=none
Added List Price=$40

SPECIAL SERVICES

Special Carton Marking

With specially marked information	N/C

Shipping

Ships **assembled, FOB Green Bay, WI 54302, freight excluded.** Freight class 125.

Specifications and prices are subject to change without prior notice.

Ruckus® Seating (Freight Excluded Pricing)

Stack Chair with Glides

Ruckus® Seating (Freight Excluded Pricing)
Stack Chair with Glides

	MODEL	Features	H	MODEL NUMBER: Basic Model	Fire Code	Poly Color	Frame Color	Bookbag Rack Color	Glide Option	Upholstery Color	Approx. Packaged Weight	Freight Excluded Pricing Unupholstered	Freight Excluded Pricing Fabric Grade 1 & C.O.M.	Freight Excluded Pricing Fabric Grade 2	Freight Excluded Pricing Fabric Grade 3 & Group 2V Vinyl	Freight Excluded Pricing C.O.V.	Freight Excluded Pricing Pallas Fabric Group P0	Freight Excluded Pricing Pallas Fabric Group P1	Freight Excluded Pricing Pallas Fabric Group P2	Freight Excluded Pricing Pallas Fabric Group P3	Freight Excluded Pricing Pallas Fabric Group P4
 RKU1	**Stack Chair with Glides and Bookbag Rack** • Ships fully assembled, packaged 1 chair per carton • 15" chair stacks 3 high • 18" chair stacks 4 high	Polypropylene	15"	RKU100H15BR	□□□	□□□	□□	□□□□	□□□		37.0#	$ 349									
		Polypropylene	18"	RKU100H18BR	□□□	□□□	□□	□□□□	□□□		38.0#	354									
 RKU2	**Stack Chair with Glides and Bookbag Rack** • Ships fully assembled, packaged 1 chair per carton • 15" chair stacks 2 high • 18" chair stacks 3 high	Upholstered Seat	15"	RKU200H15BR	□□□	□□□	□□	□□□□	□□□	□□□□□	39.5#	N/A	$ 472	$ 483	$ 503	$ 472	$ 513	$ 573	$ 594	$ 618	$ 652
		Upholstered Seat	18"	RKU200H18BR	□□□	□□□	□□	□□□□	□□□	□□□□□	40.5#	N/A	476	487	506	476	517	579	597	622	656
				Ⓐ	Ⓑ	Ⓒ	Ⓓ	Ⓔ	Ⓕ	Ⓖ											

HOW TO ORDER

Indicate the following information on order form:
1. Quantity of each item.
2. Model number, including options. See "How To Build a Model Number".
3. Any special service required.

Note: • The □ indicates that a choice is required.
• The absence of the □ indicates that no choice is required.
• Alpha-numeric characters in place of □ indicate that no other alternatives are available.

HOW TO BUILD A MODEL NUMBER

Ⓐ Select basic model.

Ⓑ Select fire retardant.

NFR	- Compliance to TB 117-2013
FR	- Compliance to TB 133

Ⓒ Select poly color.
Refer to the **Product Color Options** page in this price list.

Ⓓ Select frame finish.
Refer to the **Product Color Options** page in this price list.

Ⓔ Select bookbag rack color.
Refer to the **Product Color Options** page in this price list.

Ⓕ Select glide option.

GFT	- Felt glides
GPL	- Nylon plastic glides
GSL	- Steel glides

Ⓖ Select upholstery grade/color.
Refer to **ki.com/fabrics**

UPHOLSTERY INFORMATION

C.O.M. Upholstery

C.O.M. requirement for 10 chairs or less with upholstered seat or upholstered seat and back is 3/4 yard per chair of 54" wide nondirectional fabric. For orders of 11 or more with upholstered seat and back and for complete information on ordering C.O.M. see "Ordering C.O.M., C.O.V. and C.O.L." section.

OPTIONS

California TB133 Fire Safety Code

The above seating products can be manufactured using the appropriate flame-retardant materials for compliance to California Technical Bulletin 133.
Add "FR" to end of model number.
Model=Polypropylene
Added Lead Time=none
Added List Price=$26
Model=Upholstered Seat Only
Added Lead Time=none
Added List Price=$40

SPECIAL SERVICES

Special Carton Marking

With specially marked information	N/C

Shipping

Ships **assembled, FOB Green Bay, WI 54302, freight excluded.** Freight class 125.

Specifications and prices are subject to change without prior notice.

Ruckus® Seating (Freight Excluded Pricing)

Stack Chair with Casters

Ruckus® Seating (Freight Excluded Pricing)
Stack Chair with Casters

	MODEL	Features	H	MODEL NUMBER: Basic Model	Fire Code	Poly Color	Frame Color	Caster Type	Upholstery Color	Approx. Packaged Weight	Freight Excluded Pricing Unupholstered	Freight Excluded Pricing Fabric Grade 1 & C.O.M.	Freight Excluded Pricing Fabric Grade 2	Freight Excluded Pricing Fabric Grade 3 & Group 2V Vinyl	Freight Excluded Pricing C.O.V.	Freight Excluded Pricing Pallas Fabric Group P0	Freight Excluded Pricing Pallas Fabric Group P1	Freight Excluded Pricing Pallas Fabric Group P2	Freight Excluded Pricing Pallas Fabric Group P3	Freight Excluded Pricing Pallas Fabric Group P4
 RKV1	**Stack Chair with Casters** • Ships fully assembled, packaged 1 chair per carton • 15” chair stacks 3 high • 18” chair stacks 4 high	Polypropylene	15”	RKV100H15NB	□□□	□□□	□□	□□□		34.5#	$ 301									
		Polypropylene	18”	RKV100H18NB	□□□	□□□	□□	□□□		35.5#	306									
 RKV2	**Stack Chair with Casters** • Ships fully assembled, packaged 1 chair per carton • 15” chair stacks 2 high • 18” chair stacks 3 high	Upholstered Seat	15”	RKV200H15NB	□□□	□□□	□□	□□□	□□□□□	37.0#	N/A	$ 424	$ 435	$ 456	$ 424	$ 465	$ 528	$ 544	$ 569	$ 605
		Upholstered Seat	18”	RKV200H18NB	□□□	□□□	□□	□□□	□□□□□	38.0#	N/A	429	438	459	429	469	531	548	572	608
					Ⓑ	Ⓒ	Ⓓ	Ⓔ	Ⓕ											

HOW TO ORDER

Indicate the following information on order form:
1. Quantity of each item.
2. Model number, including options. See “How To Build a Model Number”.
3. Any special service required.

Note: • The □ indicates that a choice is required.
• The absence of the □ indicates that no choice is required.
• Alpha-numeric characters in place of □ indicate that no other alternatives are available.

HOW TO BUILD A MODEL NUMBER

Ⓐ Select basic model.

Ⓑ Select fire retardant.

NFR	- Compliance to TB 117-2013
FR	- Compliance to TB 133

Ⓒ Select poly color.
Refer to the **Product Color Options** page in this price list.

Ⓓ Select frame finish.
Refer to the **Product Color Options** page in this price list.

Ⓔ Select caster type.

CHC	- Hard floor casters
CCC	- Carpet casters

Ⓕ Select upholstery grade/color.
Refer to **ki.com/fabrics**

UPHOLSTERY INFORMATION

C.O.M. Upholstery

C.O.M. requirement for 10 chairs or less with upholstered seat or upholstered seat and back is 3/4 yard per chair of 54” wide nondirectional fabric. For orders of 11 or more with upholstered seat and back and for complete information on ordering C.O.M. see “Ordering C.O.M., C.O.V. and C.O.L.” section.

OPTIONS

California TB133 Fire Safety Code

The above seating products can be manufactured using the appropriate flame-retardant materials for compliance to California Technical Bulletin 133.
Add “FR” to end of model number.
Model=Polypropylene
Added Lead Time=none
Added List Price=$26
Model=Upholstered Seat Only
Added Lead Time=none
Added List Price=$40

SPECIAL SERVICES

Special Carton Marking

With specially marked information	N/C

Shipping

Ships **assembled, FOB Green Bay, WI 54302, freight excluded.** Freight class 125.

Specifications and prices are subject to change without prior notice.

Ruckus® Seating (Freight Excluded Pricing)

Stack Chair with Casters

Ruckus® Seating (Freight Excluded Pricing)
Stack Chair with Casters

	MODEL	Features	H	MODEL NUMBER: Basic Model	Fire Code	Poly Color	Frame Color	Bookbag Rack Color	Caster Type	Upholstery Color	Approx. Packaged Weight	Freight Excluded Pricing Unupholstered	Freight Excluded Pricing Fabric Grade 1 & C.O.M.	Freight Excluded Pricing Fabric Grade 2	Freight Excluded Pricing Fabric Grade 3 & Group 2V Vinyl	Freight Excluded Pricing C.O.V.	Freight Excluded Pricing Pallas Fabric Group P0	Freight Excluded Pricing Pallas Fabric Group P1	Freight Excluded Pricing Pallas Fabric Group P2	Freight Excluded Pricing Pallas Fabric Group P3	Freight Excluded Pricing Pallas Fabric Group P4
 RKV1	**Stack Chair with Casters and Bookbag Rack** • Ships fully assembled, packaged 1 chair per carton • 15" chair stacks 3 high • 18" chair stacks 4 high	Polypropylene	15"	RKV100H15BR	□□□	□□□	□□	□□□□	□□□		37.5#	$ 364									
		Polypropylene	18"	RKV100H18BR	□□□	□□□	□□	□□□□	□□□		38.5#	367									
 RKV2	**Stack Chair with Casters and Bookbag Rack** • Ships fully assembled, packaged 1 chair per carton • 15" chair stacks 2 high • 18" chair stacks 3 high	Upholstered Seat	15"	RKV200H15BR	□□□	□□□	□□	□□□□	□□□	□□□□□	40.0#	N/A	$ 487	$ 497	$ 517	$ 487	$ 529	$ 589	$ 608	$ 633	$ 666
		Upholstered Seat	18"	RKV200H18BR	□□□	□□□	□□	□□□□	□□□	□□□□□	41.0#	N/A	491	502	521	491	532	594	612	636	670
					Ⓑ	Ⓒ	Ⓓ	Ⓔ	Ⓕ	Ⓖ											

HOW TO ORDER

Indicate the following information on order form:
1. Quantity of each item.
2. Model number, including options. See "How To Build a Model Number".
3. Any special service required.

Note: • The □ indicates that a choice is required.
• The absence of the □ indicates that no choice is required.
• Alpha-numeric characters in place of □ indicate that no other alternatives are available.

HOW TO BUILD A MODEL NUMBER

Ⓐ Select basic model.

Ⓑ Select fire retardant.

NFR	- Compliance to TB 117-2013
FR	- Compliance to TB 133

Ⓒ Select poly color.
Refer to the **Product Color Options** page in this price list.

Ⓓ Select frame finish.
Refer to the **Product Color Options** page in this price list.

Ⓔ Select bookbag rack color.
Refer to the **Product Color Options** page in this price list.

Ⓕ Select caster type.

CHC	- Hard floor casters
CCC	- Carpet casters

Ⓖ Select upholstery grade/color.
Refer to **ki.com/fabrics**

UPHOLSTERY INFORMATION

C.O.M. Upholstery

C.O.M. requirement for 10 chairs or less with upholstered seat or upholstered seat and back is 3/4 yard per chair of 54" wide nondirectional fabric. For orders of 11 or more with upholstered seat and back and for complete information on ordering C.O.M. see "Ordering C.O.M., C.O.V. and C.O.L." section.

OPTIONS

California TB133 Fire Safety Code

The above seating products can be manufactured using the appropriate flame-retardant materials for compliance to California Technical Bulletin 133.
Add "FR" to end of model number.
Model=Polypropylene
Added Lead Time=none
Added List Price=$26
Model=Upholstered Seat Only
Added Lead Time=none
Added List Price=$40

SPECIAL SERVICES

Special Carton Marking

With specially marked information	N/C

Shipping

Ships **assembled, FOB Green Bay, WI 54302, freight excluded.** Freight class 125.

Specifications and prices are subject to change without prior notice.

Ruckus® Seating (Freight Excluded Pricing)

Stool with Glides

Ruckus® Seating (Freight Excluded Pricing)
Stool with Glides

	MODEL	Features	H	MODEL NUMBER Basic Model	Fire Code	Poly Color	Frame Color	Glide Option	Upholstery Color	Approx. Packaged Weight	Freight Excluded Pricing Unupholstered	Freight Excluded Pricing Fabric Grade 1 & C.O.M.	Freight Excluded Pricing Fabric Grade 2	Freight Excluded Pricing Fabric Grade 3 & Group 2V Vinyl	Freight Excluded Pricing C.O.V.	Freight Excluded Pricing Pallas Fabric Group P0	Freight Excluded Pricing Pallas Fabric Group P1	Freight Excluded Pricing Pallas Fabric Group P2	Freight Excluded Pricing Pallas Fabric Group P3	Freight Excluded Pricing Pallas Fabric Group P4
 RK41	**Stool with Glides and No Bookbag Rack** • Ships fully assembled, packaged 1 chair per carton • Stacks 3 high	Polypropylene	24"	RK4100H24NB	□□□	□□□	□□	□□□		42.0#	$ 362									
		Polypropylene	30"	RK4100H30NB	□□□	□□□	□□	□□□		43.0#	375									
 RK42	**Stool with Glides and No Bookbag Rack** • Ships fully assembled, packaged 1 chair per carton • Stacks 3 high	Upholstered Seat	24"	RK4200H24NB	□□□	□□□	□□	□□□	□□□□□	44.5#	N/A	$ 491	$ 503	$ 523	$ 491	$ 534	$ 599	$ 619	$ 645	$ 681
		Upholstered Seat	30"	RK4200H30NB	□□□	□□□	□□	□□□	□□□□□	45.5#	N/A	504	515	536	504	547	614	633	659	693
				Ⓐ	Ⓑ	Ⓒ	Ⓓ	Ⓔ	Ⓕ											

HOW TO ORDER

Indicate the following information on order form:
1. Quantity of each item.
2. Model number, including options. See "How To Build a Model Number".
3. Any special service required.

Note: • The □ indicates that a choice is required.
• The absence of the □ indicates that no choice is required.
• Alpha-numeric characters in place of □ indicate that no other alternatives are available.

HOW TO BUILD A MODEL NUMBER

Ⓐ Select basic model.

Ⓑ Select fire retardant.

NFR	- Compliance to TB 117-2013
FR	- Compliance to TB 133

Ⓒ Select poly color.
Refer to the **Product Color Options** page in this price list.

Ⓓ Select frame finish.
Refer to the **Product Color Options** page in this price list.

Ⓔ Select glide option.

GFT	- Felt glides
GPL	- Nylon plastic glides
GSL	- Steel glides

Ⓕ Select upholstery grade/color.
Refer to **ki.com/fabrics**

UPHOLSTERY INFORMATION

C.O.M. Upholstery

C.O.M. requirement for 10 chairs or less with upholstered seat or upholstered seat and back is 3/4 yard per chair of 54" wide nondirectional fabric. For orders of 11 or more with upholstered seat and back and for complete information on ordering C.O.M. see "Ordering C.O.M., C.O.V. and C.O.L." section.

OPTIONS

California TB133 Fire Safety Code

The above seating products can be manufactured using the appropriate flame-retardant materials for compliance to California Technical Bulletin 133.
Add "FR" to end of model number.
Model=Polypropylene
Added Lead Time=none
Added List Price=$26
Model=Upholstered Seat Only
Added Lead Time=none
Added List Price=$40

SPECIAL SERVICES

Special Carton Marking

With specially marked information	N/C

Shipping

Ships **assembled, FOB Green Bay, WI 54302, freight excluded.** Freight class 250.

Specifications and prices are subject to change without prior notice.

Ruckus® Seating (Freight Excluded Pricing)

Stool with Glides

Ruckus® Seating (Freight Excluded Pricing)
Stool with Glides

	MODEL	Features	H	MODEL NUMBER: Basic Model	Fire Code	Poly Color	Frame Color	Bookbag Rack Color	Glide Option	Upholstery Color	Approx. Packaged Weight	Freight Excluded Pricing Unupholstered	Freight Excluded Pricing Fabric Grade 1 & C.O.M.	Freight Excluded Pricing Fabric Grade 2	Freight Excluded Pricing Fabric Grade 3 & Group 2V Vinyl	Freight Excluded Pricing C.O.V.	Freight Excluded Pricing Pallas Fabric Group P0	Freight Excluded Pricing Pallas Fabric Group P1	Freight Excluded Pricing Pallas Fabric Group P2	Freight Excluded Pricing Pallas Fabric Group P3	Freight Excluded Pricing Pallas Fabric Group P4
 RK41	**Stool with Glides and Bookbag Rack** • Ships fully assembled, packaged 1 chair per carton • Stacks 3 high	Polypropylene	24"	RK4100H24BR	□□□	□□□	□□	□□□□	□□□		45.0#	$ 428									
		Polypropylene	30"	RK4100H30BR	□□□	□□□	□□	□□□□	□□□		46.0#	439									
 RK42	**Stool with Glides and Bookbag Rack** • Ships fully assembled, packaged 1 chair per carton • Stacks 3 high	Upholstered Seat	24"	RK4200H24BR	□□□	□□□	□□	□□□□	□□□	□□□□□	47.5#	N/A	$ 558	$ 568	$ 589	$ 558	$ 600	$ 665	$ 687	$ 710	$ 747
		Upholstered Seat	30'	RK4200H30BR	□□□	□□□	□□	□□□□	□□□	□□□□□	48.5#	N/A	569	581	603	569	614	678	698	722	760
				Ⓐ	Ⓑ	Ⓒ	Ⓓ	Ⓔ	Ⓕ	Ⓖ											

HOW TO ORDER

Indicate the following information on order form:
1. Quantity of each item.
2. Model number, including options. See "How To Build a Model Number".
3. Any special service required.

Note: • The □ indicates that a choice is required.
• The absence of the □ indicates that no choice is required.
• Alpha-numeric characters in place of □ indicate that no other alternatives are available.

HOW TO BUILD A MODEL NUMBER

Ⓐ Select basic model.

Ⓑ Select fire retardant.

NFR	- Compliance to TB 117-2013
FR	- Compliance to TB 133

Ⓒ Select poly color.
Refer to the **Product Color Options** page in this price list.

Ⓓ Select frame finish.
Refer to the **Product Color Options** page in this price list.

Ⓔ Select bookbag rack color.
Refer to the **Product Color Options** page in this price list.

Ⓕ Select glide option.

GFT	- Felt glides
GPL	- Nylon plastic glides
GSL	- Steel glides

Ⓖ Select upholstery grade/color.
Refer to **ki.com/fabrics**

UPHOLSTERY INFORMATION

C.O.M. Upholstery

C.O.M. requirement for 10 chairs or less with upholstered seat or upholstered seat and back is 3/4 yard per chair of 54" wide nondirectional fabric. For orders of 11 or more with upholstered seat and back and for complete information on ordering C.O.M. see "Ordering C.O.M., C.O.V. and C.O.L." section.

OPTIONS

California TB133 Fire Safety Code

The above seating products can be manufactured using the appropriate flame-retardant materials for compliance to California Technical Bulletin 133.
Add "FR" to end of model number.
Model=Polypropylene
Added Lead Time=none
Added List Price=$26
Model=Upholstered Seat Only
Added Lead Time=none
Added List Price=$40

SPECIAL SERVICES

Special Carton Marking

With specially marked information	N/C

Shipping

Ships **assembled, FOB Green Bay, WI 54302, freight excluded.** Freight class 250.

Specifications and prices are subject to change without prior notice.

Ruckus® Seating (Freight Excluded Pricing)

Stool with Casters

Ruckus® Seating (Freight Excluded Pricing)

Stool with Casters

	MODEL	Features	H	MODEL NUMBER Basic Model	Fire Code	Poly Color	Frame Color	Glide Option	Upholstery Color	Approx. Packaged Weight	Freight Excluded Pricing Unupholstered	Freight Excluded Pricing Fabric Grade 1 & C.O.M.	Freight Excluded Pricing Fabric Grade 2	Freight Excluded Pricing Fabric Grade 3 & Group 2V Vinyl	Freight Excluded Pricing C.O.V.	Freight Excluded Pricing Pallas Fabric Group P0	Freight Excluded Pricing Pallas Fabric Group P1	Freight Excluded Pricing Pallas Fabric Group P2	Freight Excluded Pricing Pallas Fabric Group P3	Freight Excluded Pricing Pallas Fabric Group P4
 RKN1	**Stool with Casters and No Bookbag Rack** • Ships fully assembled, packaged 1 chair per carton • Stacks 3 high	Polypropylene	24"	RKN100H24NB	□□□	□□□	□□	□□□		42.0#	$ 388									
		Polypropylene	30"	RKN100H30NB	□□□	□□□	□□	□□□		43.0#	401									
 RKN2	**Stool with Casters and No Bookbag Rack** • Ships fully assembled, packaged 1 chair per carton • Stacks 3 high	Upholstered Seat	24"	RKN200H24NB	□□□	□□□	□□	□□□	□□□□□	44.5#	N/A	$ 516	$ 529	$ 548	$ 516	$ 560	$ 625	$ 645	$ 670	$ 707
		Upholstered Seat	30"	RKN200H30NB	□□□	□□□	□□	□□□	□□□□□	45.5#	N/A	530	541	561	530	572	640	659	683	719
					Ⓑ	Ⓒ	Ⓓ	Ⓔ	Ⓕ											

HOW TO ORDER

Indicate the following information on order form:
1. Quantity of each item.
2. Model number, including options. See "How To Build a Model Number".
3. Any special service required.

Note: • The □ indicates that a choice is required.
- The absence of the □ indicates that no choice is required.
- Alpha-numeric characters in place of □ indicate that no other alternatives are available.

HOW TO BUILD A MODEL NUMBER

Ⓐ Select basic model.

Ⓑ Select fire retardant.

NFR	- Compliance to TB 117-2013
FR	- Compliance to TB 133

Ⓒ Select poly color.
Refer to the **Product Color Options** page in this price list.

Ⓓ Select frame finish.
Refer to the **Product Color Options** page in this price list.

Ⓔ Select caster option.

CHC	- Hard floor casters
CCC	- Carpet casters

Ⓕ Select upholstery grade/color.
Refer to **ki.com/fabrics**

UPHOLSTERY INFORMATION

C.O.M. Upholstery

C.O.M. requirement for 10 chairs or less with upholstered seat or upholstered seat and back is 3/4 yard per chair of 54" wide nondirectional fabric. For orders of 11 or more with upholstered seat and back and for complete information on ordering C.O.M. see "Ordering C.O.M., C.O.V. and C.O.L." section.

OPTIONS

California TB133 Fire Safety Code

The above seating products can be manufactured using the appropriate flame-retardant materials for compliance to California Technical Bulletin 133.
Add "FR" to end of model number.
Model=Polypropylene
Added Lead Time=none
Added List Price=$26
Model=Upholstered Seat Only
Added Lead Time=none
Added List Price=$40

SPECIAL SERVICES

Special Carton Marking

With specially marked information	N/C

Shipping

Ships **assembled, FOB Green Bay, WI 54302, freight excluded.** Freight class 250.

Specifications and prices are subject to change without prior notice.

Ruckus® Seating (Freight Excluded Pricing)

Stool with Casters

Ruckus® Seating (Freight Excluded Pricing)

Stool with Casters

	MODEL	Features	H	MODEL NUMBER: Basic Model	Fire Code	Poly Color	Frame Color	Bookbag Rack Color	Glide Option	Upholstery Color	Approx. Packaged Weight	Freight Excluded Pricing Unupholstered	Freight Excluded Pricing Fabric Grade 1 & C.O.M.	Freight Excluded Pricing Fabric Grade 2	Freight Excluded Pricing Fabric Grade 3 & Group 2V Vinyl	Freight Excluded Pricing C.O.V.	Freight Excluded Pricing Pallas Fabric Group P0	Freight Excluded Pricing Pallas Fabric Group P1	Freight Excluded Pricing Pallas Fabric Group P2	Freight Excluded Pricing Pallas Fabric Group P3	Freight Excluded Pricing Pallas Fabric Group P4
 RKN1	**Stool with Casters and Bookbag Rack** • Ships fully assembled, packaged 1 chair per carton • Stacks 3 high	Polypropylene	24"	RKN100H24BR	□□□	□□□	□□	□□□□	□□□		45.0#	$ 452									
		Polypropylene	30"	RKN100H30BR	□□□	□□□	□□	□□□□	□□□		46.0#	465									
 RKN2	**Stool with Casters and Bookbag Rack** • Ships fully assembled, packaged 1 chair per carton • Stacks 3 high	Upholstered Seat	24"	RKN200H24BR	□□□	□□□	□□	□□□□	□□□	□□□□□	47.5#	N/A	$ 584	$ 594	$ 615	$ 584	$ 626	$ 691	$ 711	$ 736	$ 773
		Upholstered Seat	30'	RKN200H30BR	□□□	□□□	□□	□□□□	□□□	□□□□□	48.5#	N/A	595	607	628	595	640	703	724	748	786
					Ⓑ	Ⓒ	Ⓓ	Ⓔ	Ⓕ	Ⓖ											

HOW TO ORDER

Indicate the following information on order form:
1. Quantity of each item.
2. Model number, including options. See "How To Build a Model Number".
3. Any special service required.

Note: • The □ indicates that a choice is required.
- The absence of the □ indicates that no choice is required.
- Alpha-numeric characters in place of □ indicate that no other alternatives are available.

HOW TO BUILD A MODEL NUMBER

Ⓐ Select basic model.

Ⓑ Select fire retardant.

NFR	- Compliance to TB 117-2013
FR	- Compliance to TB 133

Ⓒ Select poly color.
Refer to the **Product Color Options** page in this price list.

Ⓓ Select frame finish.
Refer to the **Product Color Options** page in this price list.

Ⓔ Select bookbag rack color.
Refer to the **Product Color Options** page in this price list.

Ⓕ Select caster option.

CHC	- Hard floor casters
CCC	- Carpet casters

Ⓖ Select upholstery grade/color.
Refer to **ki.com/fabrics**

UPHOLSTERY INFORMATION

C.O.M. Upholstery

C.O.M. requirement for 10 chairs or less with upholstered seat or upholstered seat and back is 3/4 yard per chair of 54" wide nondirectional fabric. For orders of 11 or more with upholstered seat and back and for complete information on ordering C.O.M. see "Ordering C.O.M., C.O.V. and C.O.L." section.

OPTIONS

California TB133 Fire Safety Code

The above seating products can be manufactured using the appropriate flame-retardant materials for compliance to California Technical Bulletin 133.
Add "FR" to end of model number.
Model=Polypropylene
Added Lead Time=none
Added List Price=$26
Model=Upholstered Seat Only
Added Lead Time=none
Added List Price=$40

SPECIAL SERVICES

Special Carton Marking

With specially marked information	N/C

Shipping

Ships **assembled, FOB Green Bay, WI 54302, freight excluded.** Freight class 250.

Specifications and prices are subject to change without prior notice.

Ruckus® Seating (Freight Excluded Pricing)

Task Chair

Ruckus® Seating (Freight Excluded Pricing)
Task Chair

	MODEL	Features	MODEL NUMBER: Basic Model	Fire Code	Poly Color	Frame Color	Caster Type	Upholstery Color	Approx. Packaged Weight	Freight Excluded Pricing Unupholstered	Freight Excluded Pricing Fabric Grade 1 & C.O.M.	Freight Excluded Pricing Fabric Grade 2	Freight Excluded Pricing Fabric Grade 3 & Group 2V Vinyl	Freight Excluded Pricing C.O.V.	Freight Excluded Pricing Pallas Fabric Group P0	Freight Excluded Pricing Pallas Fabric Group P1	Freight Excluded Pricing Pallas Fabric Group P2	Freight Excluded Pricing Pallas Fabric Group P3	Freight Excluded Pricing Pallas Fabric Group P4
 RK51	**Task Chair** • Ships KD, packaged 1 chair per carton • Utilizes 28" 5-blade base	Polypropylene	RK5100	□□□	□□□	□□	□□□		36.0#	$ 365									
 RK52	**Task Chair** • Ships KD, packaged 1 chair per carton • Utilizes 28" 5-blade base	Upholstered Seat	RK5200	□□□	□□□	□□	□□□	□□□□□	38.5#	N/A	$ 488	$ 498	$ 519	$ 488	$ 530	$ 591	$ 609	$ 634	$ 668
			Ⓐ	Ⓑ	Ⓒ	Ⓓ	Ⓔ	Ⓕ											

HOW TO ORDER

Indicate the following information on order form:
1. Quantity of each item.
2. Model number, including options. See "How To Build a Model Number".
3. Any special service required.

Note: • The □ indicates that a choice is required.
• The absence of the □ indicates that no choice is required.
• Alpha-numeric characters in place of □ indicate that no other alternatives are available.

HOW TO BUILD A MODEL NUMBER

Ⓐ Select basic model.

Ⓑ Select fire retardant.

NFR	- Compliance to TB 117-2013
FR	- Compliance to TB 133

Ⓒ Select poly color.
Refer to the **Product Color Options** page in this price list.

Ⓓ Select frame color.
Refer to the **Product Color Options** page in this price list.

Ⓔ Select caster or glide type.

CHC	- Hard floor casters
CCC	- Carpet casters
GBG	- Bell glide

Ⓕ Select upholstery grade/color.
Refer to **ki.com/fabrics**

UPHOLSTERY INFORMATION

C.O.M. Upholstery

C.O.M. requirement for 10 chairs or less with upholstered seat or upholstered seat and back is 3/4 yard per chair of 54" wide nondirectional fabric. For orders of 11 or more with upholstered seat and back and for complete information on ordering C.O.M. see "Ordering C.O.M., C.O.V. and C.O.L." section.

OPTIONS

California TB133 Fire Safety Code

The above seating products can be manufactured using the appropriate flame-retardant materials for compliance to California Technical Bulletin 133.
Add "FR" to end of model number.
Model=Polypropylene
Added Lead Time=none
Added List Price=$26
Model=Upholstered Seat Only
Added Lead Time=none
Added List Price=$40

SPECIAL SERVICES

Special Carton Marking

With specially marked information	N/C

Shipping

Ships **assembled, FOB Green Bay, WI 54302, freight excluded.** Freight class 250.

Specifications and prices are subject to change without prior notice.

Ruckus® Cantilever Desk (Freight Excluded Pricing)

Desk

Ruckus® Cantilever Desk (Freight Excluded Pricing)
Desk

	MODEL	Features	MODEL NUMBER: Basic Model	Storage Accessories	Base	Top Color	Edge Color	Base Color	Book Basket Color	Approx. Packaged Weight	Freight Excluded Pricing
 RU420	**Fixed Height - Glide Base** • Laminate curved front only • 20” x 30” worksurface • Ships fully assembled, packaged 1 desk per carton	29” High	RU4201	□□□□	□□□	□□□	□□□	□□	□□□□	39.0#	$ 504
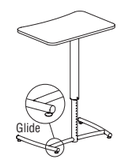 RUD20	**Set Screw Adjustable - Glide Base** • Facilities staff adjusted (tool required) • Laminate curved front only • 20” x 30” worksurface • Ships fully assembled, packaged 1 desk per carton • 27-1/4” - 41-1/2” height range (1” increments) • When chrome is selected the lower frame will be chrome and the upper column assembly will be starlight silver	Set Screw Height Adj.	RUD20A	□□□□	□□□	□□□	□□□	□□	□□□□	42.0#	$ 634
 RUY20	**Pneumatic Adjustable - Glide Base** • User adjusted • Laminate curved front only • 20” x 30” worksurface • Ships fully assembled, packaged 1 desk per carton • 27-1/4” - 41-1/2” height range • When chrome is selected the lower frame will be chrome and the upper column assembly will be starlight silver	Pneumatic Height Adj	RUY20E	□□□□	□□□	□□□	□□□	□□	□□□□	42.0#	$ 797

Ⓐ Ⓑ Ⓒ Ⓓ Ⓔ Ⓕ Ⓖ

HOW TO ORDER

Indicate the following information on order form:
1. Quantity of each item.
2. Model number, including options. See “How To Build a Model Number”.
3. Any special service required.

Note: • The □ indicates that a choice is required.
- The absence of the □ indicates that no choice is required.
- Alpha-numeric characters in place of □ indicate that no other alternatives are available.

HOW TO BUILD A MODEL NUMBER

Ⓐ Select basic model.

Ⓑ Select strorage/accessories.

BR	- Book basket; add $63
NB	- No book storage
BH	- Book bag hook; add $10
CL	- Swiveling cup holder - left side; add $56
CR	- Swiveling cup holder - right side; add $56
BHCL	- Book bag hook-right side & cup holder-left side; add $66
BHCR	- Book bag hook-left side & cup holder-right side; add $66
BRCL	- Book basket & cup holder - left side; add $120
BRCR	- Book basket & cup holder - right side; add $120

Ⓒ Select base option.

GFT	- Felt glides
GPL	- Nylon plastic glides
GSL	- Steel glides

Ⓓ Select top laminate surface.
Refer to the **Product Color Options** page in this price list.

Ⓔ Select edge color.
Refer to the **Product Color Options** page in this price list.

Ⓕ Select base color.
Refer to the **Product Color Options** page in this price list.

Ⓖ Select book basket color.
Refer to the **Product Color Options** page in this price list.
When Book basket/rack & cup holder (BRCL or BRCR) is selected the cup holder is always starlight silver metallic.

FINISH INFORMATION

Additional Laminate Offering

Additional laminates beyond KI standard offering, are available with two weeks extended leadtime. To specify additional laminates, use these designators followed by the supplier’s color/pattern code:

Formica - LF/supplier’s color pattern code
Nevamar - LN/supplier’s color pattern code
Wilsonart - LW/supplier’s color pattern code

KI’s standard finish is the supplier’s recommended finish for that color/pattern. Note: Nonstandard laminates from these suppliers (example: textured laminates), require an upcharge and additional leadtime.
Contact KI.

SPECIAL SERVICES

Special Carton Marking

With specially marked information N/C

Shipping

Ships **assembled, FOB Bonduel, WI 54107, freight excluded.** Freight class 125.

Specifications and prices are subject to change without prior notice.

Ruckus® Cantilever Desk (Freight Excluded Pricing)

Desk

Ruckus® Cantilever Desk (Freight Excluded Pricing)
Desk

	MODEL	Features	MODEL NUMBER: Basic Model	Storage Accessories	Base	Top Color	Edge Color	Base Color	Book Basket Color	Approx. Packaged Weight	Freight Excluded Pricing
 RU520	**Fixed Height - Rolling Base** • Laminate curved front only • 20” x 30” worksurface • Ships fully assembled, packaged 1 desk per carton	29” High	RU5201	□□□□	□□□	□□□	□□□	□□	□□□□	39.0#	$ 543
 RUE20	**Set Screw Adjustable - Rolling Base** • Facilities staff adjusted (tool required) • Laminate curved front only • 20” x 30” worksurface • Ships fully assembled, packaged 1 desk per carton • 27-1/4” - 41-1/2” height range (1” increments) • When chrome is selected the lower frame will be chrome and the upper column assembly will be starlight silver	Set Screw Height Adj	RUE20A	□□□□	□□□	□□□	□□□	□□	□□□□	42.0#	$ 663
 RUZ20	**Pneumatic Adjustable - Rolling Base** • User adjusted • Laminate curved front only • 20” x 30” worksurface • Ships fully assembled, packaged 1 desk per carton • 27-1/4” - 41-1/2” height range • When chrome is selected the lower frame will be chrome and the upper column assembly will be starlight silver	Pneumatic Height Adj.	RUZ20E	□□□□	□□□	□□□	□□□	□□	□□□□	42.0#	$ 819

Ⓐ Ⓑ Ⓒ Ⓓ Ⓔ Ⓕ Ⓖ

HOW TO ORDER

Indicate the following information on order form:
1. Quantity of each item.
2. Model number, including options. See “How To Build a Model Number”.
3. Any special service required.

Note: • The □ indicates that a choice is required.
- The absence of the □ indicates that no choice is required.
- Alpha-numeric characters in place of □ indicate that no other alternatives are available.

HOW TO BUILD A MODEL NUMBER

Ⓐ Select basic model.

Ⓑ Select strorage/accessories.

NB	- No book storage
BH	- Book bag hook; add $10
BR	- Book basket; add $63
CL	- Swiveling cup holder - left side; add $56
CR	- Swiveling cup holder - right side; add $56
BHCL	- Book bag hook-right side & cup holder-left side; add $66
BHCR	- Book bag hook-left side & cup holder-right side; add $66
BRCL	- Book basket & cup holder - left side; add $120
BRCR	- Book basket & cup holder - right side; add $120

Ⓒ Select base option.

RFT	- Wheelbarrow (rolling front, felt solo glides back)
RPL	- Wheelbarrow (roller front, plastic glides back)
RSL	- Wheelbarrow (rolling front, steel glides back)

Ⓓ Select top laminate surface.
Refer to the **Product Color Options** page in this price list.

Ⓔ Select edge color.
Refer to the **Product Color Options** page in this price list.

Ⓕ Select base color.
Refer to the **Product Color Options** page in this price list.

Ⓖ Select book basket color.
Refer to the **Product Color Options** page in this price list.
When Book basket/rack & cup holder (BRCL or BRCR) is selected the cup holder is always starlight silver metallic.

FINISH INFORMATION

Additional Laminate Offering

Additional laminates beyond KI standard offering, are available with two weeks extended leadtime. To specify additional laminates, use these designators followed by the supplier’s color/pattern code:

Formica - LF/supplier’s color pattern code
Nevamar - LN/supplier’s color pattern code
Wilsonart - LW/supplier’s color pattern code

KI’s standard finish is the supplier’s recommended finish for that color/pattern. Note: Nonstandard laminates from these suppliers (example: textured laminates), require an upcharge and additional leadtime.
Contact KI.

SPECIAL SERVICES

Special Carton Marking

With specially marked information	N/C

Shipping

Ships **assembled, FOB Bonduel, WI 54107, freight excluded.** Freight class 125.

Specifications and prices are subject to change without prior notice.

Ruckus® Cantilever Desk (Freight Excluded Pricing)

ADA Desk

Ruckus® Cantilever Desk (Freight Excluded Pricing)
ADA Desk

	MODEL	Features	MODEL NUMBER: Basic Model	Storage Accessories	Base	Top Color	Edge Color	Base Color	Book Basket Color	Approx. Packaged Weight	Freight Excluded Pricing
 RUE50	**ADA Set Screw Adjustable Desk - Rolling Base** • Facilities staff adjusted (tool required) • Laminate curved front only • 25” x 36” laminate worksurface • Ships fully assembled, packaged 1 desk per carton • 27-1/4” - 31-1/4” height range (1” increments) • When chrome is selected the lower frame will be chrome and the upper column assembly will be starlight silver	Set Screw Adjustable - Rolling Base	RUE50A	□□□□	□□□	□□□	□□□	□□	□□□□	64.0#	$ 766
			Ⓐ	Ⓑ	Ⓒ	Ⓓ	Ⓔ	Ⓕ	Ⓖ		

HOW TO ORDER

Indicate the following information on order form:
1. Quantity of each item.
2. Model number, including options. See “How To Build a Model Number”.
3. Any special service required.

Note: • The □ indicates that a choice is required.
- The absence of the □ indicates that no choice is required.
- Alpha-numeric characters in place of □ indicate that no other alternatives are available.

HOW TO BUILD A MODEL NUMBER

Ⓐ Select basic model.

Ⓑ Select strorage/accessories.

NB	- No book storage
BH	- Book bag hook; add $10
BR	- Book basket; add $63
CL	- Swiveling cup holder - left side; add $56
CR	- Swiveling cup holder - right side; add $56
BHCL	- Book bag hook-right side & cup holder-left side; add $66
BHCR	- Book bag hook-left side & cup holder-right side; add $66
BRCL	- Book basket & cup holder - left side; add $120
BRCR	- Book basket & cup holder - right side; add $120

Ⓒ Select base option.

RPL	- Wheelbarrow (roller front, plastic glides back)
RSL	- Wheelbarrow (rolling front, steel glides back)
RFT	- Wheelbarrow (rolling front, felt solo glides back)

Ⓓ Select top laminate surface.
Refer to the **Product Color Options** page in this price list.

Ⓔ Select edge color.
Refer to the **Product Color Options** page in this price list.

Ⓕ Select base color.
Refer to the **Product Color Options** page in this price list.

Ⓖ Select book basket color.
Refer to the **Product Color Options** page in this price list.
When Book basket/rack & cup holder (BRCL or BRCR) is selected the cup holder is always starlight silver metallic.

FINISH INFORMATION

Additional Laminate Offering

Additional laminates beyond KI standard offering, are available with two weeks extended leadtime. To specify additional laminates, use these designators followed by the supplier’s color/pattern code:

Formica - LF/supplier’s color pattern code
Nevamar - LN/supplier’s color pattern code
Wilsonart - LW/supplier’s color pattern code

KI’s standard finish is the supplier’s recommended finish for that color/pattern. Note: Nonstandard laminates from these suppliers (example: textured laminates), require an upcharge and additional leadtime.
Contact KI.

SPECIAL SERVICES

Special Carton Marking

With specially marked information N/C

Shipping

Ships **assembled, FOB Bonduel, WI 54107, freight excluded.** Freight class 150.

Specifications and prices are subject to change without prior notice.

Ruckus® Cantilever Desk (Freight Excluded Pricing)

Mobile Lectern

Ruckus® Cantilever Desk (Freight Excluded Pricing)
Mobile Lectern

	MODEL	MODEL NUMBER: Basic Model	Storage Accessories	Base	Top Color	Edge Color	Base Color	Book Basket Color	Modesty Panel Color	Approx. Packaged Weight	Freight Excluded Pricing
 RUW20	**Mobile Lectern** • 20" x 30" Laminate worksurface with curved front only • Ships fully assembled, packaged 1 lectern per carton • 28-3/4" to 42-3/4" height range • When chrome is selected the lower frame will be chrome and the upper column assembly will be starlight silver • Lectern is always on casters	RUW20E	☐☐☐☐	☐☐☐	☐☐☐	☐☐☐	☐☐	☐☐☐☐		59.0#	$ 1040
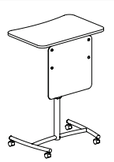 RUX20	**Mobile Lectern with Modesty Panel** • 20" x 30" Laminate worksurface with curved front only • Ships fully assembled, packaged 1 lectern per carton • 28-3/4" to 42-3/4" height range • When chrome is selected the lower frame will be chrome and the upper column assembly will be starlight silver • Lectern is always on casters • Includes acrylic modesty panel	RUX20E	☐☐☐☐	☐☐☐	☐☐☐	☐☐☐	☐☐	☐☐☐☐	☐☐☐	64.0#	$ 1305
		Ⓐ	Ⓑ	Ⓒ	Ⓓ	Ⓔ	Ⓕ	Ⓖ	Ⓗ		

HOW TO ORDER

Indicate the following information on order form:
1. Quantity of each item.
2. Model number, including options. See "How To Build a Model Number".
3. Any special service required.

Note: • The ☐ indicates that a choice is required.
- The absence of the ☐ indicates that no choice is required.
- Alpha-numeric characters in place of ☐ indicate that no other alternatives are available.

HOW TO BUILD A MODEL NUMBER

Ⓐ Select basic model.

Ⓑ Select strorage/accessories.

NB	- No book storage
BH	- Book bag hook; add $10
BR	- Book basket; add $63
CL	- Swiveling cup holder - left side; add $56
CR	- Swiveling cup holder - right side; add $56
BHCL	- Book bag hook-right side & cup holder-left side; add $66
BHCR	- Book bag hook-left side & cup holder-right side; add $66
BRCL	- Book basket & cup holder - left side; add $120
BRCR	- Book basket & cup holder - right side; add $120

Ⓒ Select base option.

CHC	- Hard floor casters
CCC	- Carpet casters

Ⓓ Select top laminate surface.
Refer to the **Product Color Options** page in this price list.

Ⓔ Select edge color.
Refer to the **Product Color Options** page in this price list.

Ⓕ Select base color.
Refer to the **Product Color Options** page in this price list.

Ⓖ Select book basket color.
Refer to the **Product Color Options** page in this price list.
When Book basket/rack & cup holder (BRCL or BRCR) is selected the cup holder is always starlight silver metallic.

Ⓗ Select modesty panel color.
Refer to the **Product Color Options** page in this price list.

FINISH INFORMATION

Additional Laminate Offering

Additional laminates beyond KI standard offering, are available with two weeks extended leadtime. To specify additional laminates, use these designators followed by the supplier's color/pattern code:

Formica - LF/supplier's color pattern code
Nevamar - LN/supplier's color pattern code
Wilsonart - LW/supplier's color pattern code

KI's standard finish is the supplier's recommended finish for that color/pattern. Note: Nonstandard laminates from these suppliers (example: textured laminates), require an upcharge and additional leadtime.
Contact KI.

SPECIAL SERVICES

Special Carton Marking

With specially marked information N/C

Shipping

Ships **assembled, FOB Bonduel, WI 54107, freight excluded.** Freight class 125.

Specifications and prices are subject to change without prior notice.

Ruckus® Post-Leg Desk (Freight Excluded Pricing)

3/4" Top - 73P Edge

Ruckus® Post-Leg Desk (Freight Excluded Pricing)
3/4" Top - 73P Edge

	MODEL	A x B	MODEL NUMBER: Basic Model/ Edge Style	Edge Color (A)	Surface Finish (B)	Base Finish (C)	Base Option (D)	Under Table Storage (E)	Book Basket Color (F)	Approx. Packaged Weight	Freight Excluded Pricing	Chrome Upcharge add to list price
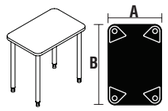 RDEAA	**Fixed Height Rectangular Desk,28-1/2" H** • Casters and glides are interchangeable • Ruckus post-leg desks require assembly • All corners of surface are rounded • Specify casters/glides to wheelbarrow	20 x 30"	RDEAA2030-73P	□□□	□□□	□□	□□□	□□□	□□□□	42.8#	$ 349	$ 65
		20 x 36"	RDEAA2036-73P	□□□	□□□	□□	□□□	□□□	□□□□	47.0#	358	65
		24 x 36"	RDEAA2436-73P	□□□	□□□	□□	□□□	□□□	□□□□	52.0#	370	65
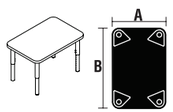 RDEHA	**Floor Height Adjustable Rectangular Desk,11-1/2 to 18-1/2"H** • Ruckus post-leg desks require assembly • All corners of surface are rounded • Legs adjust with screws in 1" increments • Legs are factory pre-set at 18-1/2"H • Base only available in glides	20 x 30"	RDEHA2030-73P	□□□	□□□	□□	□□□	□□□	□□□□	40.3#	$ 393	$ 68
		20 x 36"	RDEHA2036-73P	□□□	□□□	□□	□□□	□□□	□□□□	44.5#	404	68
		24 x 36"	RDEHA2436-73P	□□□	□□□	□□	□□□	□□□	□□□□	49.5#	411	68
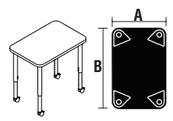 RDEEA	**Sit Height Adjustable Rectangular Desk,19-1/2 to 32-1/2" H** • Casters and glides are interchangeable • Ruckus post-leg desks require assembly • All corners of surface are rounded • Specify casters/glides to wheelbarrow • Legs adjust with screws in 1" increments • Legs are factory pre-set at 28-1/2"H • 20 x 37" desk is ADA compliant	20 x 30"	RDEEA2030-73P	□□□	□□□	□□	□□□	□□□	□□□□	44.8#	$ 398	$ 71
		20 x 36"	RDEEA2036-73P	□□□	□□□	□□	□□□	□□□	□□□□	49.0#	409	71
		24 x 36"	RDEEA2436-73P	□□□	□□□	□□	□□□	□□□	□□□□	54.0#	416	71
		20 x 37"	RDEEA2037ADA-73P	□□□	□□□	□□	□□□	□□□	□□□□	49.7#	464	71
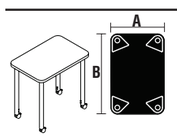 RDEFA	**Sit-Stand Height Adjustable Rectangular Desk,28-1/2 to 41-1/2" H** • Casters and glides are interchangeable • Ruckus post-leg desks require assembly • All corners of surface are rounded • Specify casters/glides to wheelbarrow • Legs adjust with screws in 1" increments • Legs are factory pre-set at 28-1/2"H • 20 x 37" desk is ADA compliant	20 x 30"	RDEFA2030-73P	□□□	□□□	□□	□□□	□□□	□□□□	48.8#	$ 429	$ 81
		20 x 36"	RDEFA2036-73P	□□□	□□□	□□	□□□	□□□	□□□□	53.0#	435	81
		24 x 36"	RDEFA2436-73P	□□□	□□□	□□	□□□	□□□	□□□□	58.0#	442	81
		20 x 37"	RDEFA2037ADA-73P	□□□	□□□	□□	□□□	□□□	□□□□	53.7#	492	81
				Ⓐ	Ⓑ	Ⓒ	Ⓓ	Ⓔ	Ⓕ	Ⓖ		

HOW TO ORDER

Indicate the following information on order form:
1. Quantity of each item.
2. Model number, including options. See "How To Build a Model Number".
3. Any special service required.

Note: • The □ indicates that a choice is required.
- The absence of the □ indicates that no choice is required.
- Alpha-numeric characters in place of □ indicate that no other alternatives are available.

HOW TO BUILD A MODEL NUMBER

Ⓐ Select basic model/edge style.

73P	- 3/4" laminate top w/73P edge band

Ⓑ Select edge color.
Refer to the **Product Color Options** page in this price list.

Ⓒ Select surface finish.
Refer to the **Product Color Options** page in this price list.

Ⓓ Select base finish.
Refer to the **Product Color Options** page in this price list.

Ⓔ Select base option.

CCC	- Casters
BCF	- Casters/felt glides
BCN	- Casters/nylon glides
GFT	- Felt glides
GNY	- Nylon glides

Base options for Floor Height Adjustable are ONLY Felt glides - GFT and Nylon glides - GNY

Ⓕ Select under table storage.

NB	- No book storage
BBS	- Small Book Box; add $28
BBL	- Large Book Box; add $30
BR	- Book basket; add $40
RT	- Removable Storage Tote; add $45

BBL option is not available on the small desk sizes.

Ⓖ Select book basket color.
Refer to the **Product Color Options** page in this price list.
Only if book basket storage is selected.

FINISH INFORMATION

Additional Laminate Offering

Additional laminates beyond KI standard offering, are available with two weeks extended leadtime. To specify additional laminates, use these designators followed by the supplier's color/pattern code:

Formica - LF/supplier's color pattern code
Nevamar - LN/supplier's color pattern code
Wilsonart - LW/supplier's color pattern code

KI's standard finish is the supplier's recommended finish for that color/pattern. Note: Nonstandard laminates from these suppliers (example: textured laminates), require an upcharge and additional leadtime.
Contact KI.

SPECIAL SERVICES

Special Carton Marking

With specially marked information N/C

Shipping

Ships **knocked down, FOB Bonduel, WI 54107, freight excluded.** Freight class 70.

Specifications and prices are subject to change without prior notice.

Ruckus® Post-Leg Desk (Freight Excluded Pricing)

3/4" Top - 73P Edge

Ruckus® Post-Leg Desk (Freight Excluded Pricing)
3/4" Top - 73P Edge

	MODEL	Features	A x B	MODEL NUMBER: Basic Model/ Edge Style	Edge Color	Surface Finish	Base Finish	Base Option	Under Table Storage	Book Basket Color	Approx. Packaged Weight	Freight Excluded Pricing	Chrome Upcharge add to list price
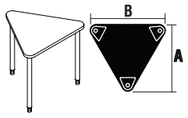 RDEAK	**Fixed Height E-Triangle Desk,28-1/2" H** • Casters and glides are interchangeable • Ruckus post-leg desks require assembly • All corners of surface are rounded • Specify casters/glides to wheelbarrow • 6 Desks combine to form an hexagon	Small	28 x 32"	RDEAK32-73P	□□□	□□□	□□	□□□	□□□	□□□□	29.0#	$ 306	$ 49
		Large	33 x 37"	RDEAK37-73P	□□□	□□□	□□	□□□	□□□	□□□□	33.0#	362	49
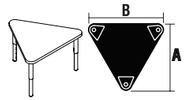 RDEHK	**Floor Height Adjustable E-Triangle Desk,11-1/2" to 18-1/2"H** • Ruckus post-leg desks require assembly • All corners of surface are rounded • Legs adjust with screws in 1" increments • Legs are factory pre-set at 18-1/2"H • 6 Desks combine to form an hexagon • Base only available in glides	Small	28 x 32"	RDEHK32-73P	□□□	□□□	□□	□□□	□□□	□□□□	27.2#	$ 334	$ 68
		Large	33 x 37"	RDEHK37-73P	□□□	□□□	□□	□□□	□□□	□□□□	31.1#	388	68
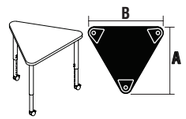 RDEEK	**Sit Height Adjustable E-Triangle Desk,19-1/2 to 32-1/2" H** • Casters and glides are interchangeable • Ruckus post-leg desks require assembly • All corners of surface are rounded • Specify casters/glides to wheelbarrow • Legs adjust with screws in 1" increments • Legs are factory pre-set at 28-1/2"H • 6 Desks combine to form an hexagon	Small	28 x 32"	RDEEK32-73P	□□□	□□□	□□	□□□	□□□	□□□□	30.5#	$ 337	$ 53
		Large	33 x 37"	RDEEK37-73P	□□□	□□□	□□	□□□	□□□	□□□□	34.5#	391	53
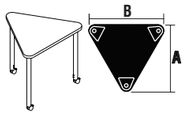 RDEFK	**Sit-Stand Height Adjustable E-Triangle Desk,28-1/2 to 41-1/2" H** • Casters and glides are interchangeable • Ruckus post-leg desks require assembly • All corners of surface are rounded • Specify casters/glides to wheelbarrow • Legs adjust with screws in 1" increments • Legs are factory pre-set at 28-1/2"H • 6 Desks combine to form an hexagon	Small	28 x 32"	RDEFK32-73P	□□□	□□□	□□	□□□	□□□	□□□□	33.5#	$ 363	$ 62
		Large	33 x 37"	RDEFK37-73P	□□□	□□□	□□	□□□	□□□	□□□□	37.5#	419	62
					Ⓑ	Ⓒ	Ⓓ	Ⓔ	Ⓕ	Ⓖ			

HOW TO ORDER

Indicate the following information on order form:
1. Quantity of each item.
2. Model number, including options. See "How To Build a Model Number".
3. Any special service required.

Note: • The □ indicates that a choice is required.
- The absence of the □ indicates that no choice is required.
- Alpha-numeric characters in place of □ indicate that no other alternatives are available.

HOW TO BUILD A MODEL NUMBER

Ⓐ Select basic model/edge style.
- **73P** - 3/4" laminate top w/73P edge band

Ⓑ Select edge color.
Refer to the **Product Color Options** page in this price list.

Ⓒ Select surface finish.
Refer to the **Product Color Options** page in this price list.

Ⓓ Select base finish.
Refer to the **Product Color Options** page in this price list.

Ⓔ Select base option.
- **CCC** - Casters
- **BCF** - Casters/felt glides
- **BCN** - Casters/nylon glides
- **GFT** - Felt glides
- **GNY** - Nylon glides

Base options for Floor Height Adjustable are ONLY Felt glides - GFT and Nylon glides - GNY

Ⓕ Select under table storage.
- **NB** - No book storage
- **BBS** - Small Book Box; add $28
- **BBL** - Large Book Box; add $30
- **BR** - Book basket; add $40
- **RT** - Removable Storage Tote; add $45

BBL option is not available on the small desk sizes.

Ⓖ Select book basket color.
Refer to the **Product Color Options** page in this price list.
Only if book basket storage is selected.

FINISH INFORMATION

Additional Laminate Offering

Additional laminates beyond KI standard offering, are available with two weeks extended leadtime. To specify additional laminates, use these designators followed by the supplier's color/pattern code:

Formica - LF/supplier's color pattern code
Nevamar - LN/supplier's color pattern code
Wilsonart - LW/supplier's color pattern code

KI's standard finish is the supplier's recommended finish for that color/pattern. Note: Nonstandard laminates from these suppliers (example: textured laminates), require an upcharge and additional leadtime.
Contact KI.

SPECIAL SERVICES

Special Carton Marking

With specially marked information N/C

Shipping

Ships **knocked down, FOB Bonduel, WI 54107, freight excluded.** Freight class 70.

Specifications and prices are subject to change without prior notice.

Ruckus® Post-Leg Desk (Freight Excluded Pricing)

3/4" Top - 73P Edge

Ruckus® Post-Leg Desk (Freight Excluded Pricing)
3/4" Top - 73P Edge

	MODEL	Features	A x B	MODEL NUMBER: Basic Model/ Edge Style	Edge Color	Surface Finish	Base Finish	Base Option	Under Table Storage	Book Basket Color	Approx. Packaged Weight	Freight Excluded Pricing	Chrome Upcharge add to list price
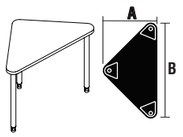 RDEAL	**Fixed Height R-Triangle Desk,28-1/2" H** • Casters and glides are interchangeable • Ruckus post-leg desks require assembly • All corners of surface are rounded • Specify casters/glides to wheelbarrow • 4 Desks combine to form a square	Small	22 x 39"	RDEAL39-73P	□□□	□□□	□□	□□□	□□□	□□□□	29.0#	$ 306	$ 49
		Large	26 x 47"	RDEAL47-73P	□□□	□□□	□□	□□□	□□□	□□□□	33.0#	314	49
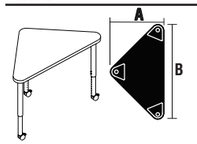 RDEEL	**Sit Height Adjustable R-Triangle Desk,19-1/2 to 32-1/2" H** • Casters and glides are interchangeable • Ruckus post-leg desks require assembly • All corners of surface are rounded • Specify casters/glides to wheelbarrow • Legs adjust with screws in 1" increments • Legs are factory pre-set at 28-1/2"H • 4 Desks combine to form a square	Small	22 x 39"	RDEEL39-73P	□□□	□□□	□□	□□□	□□□	□□□□	30.5#	$ 337	$ 53
		Large	26 x 47"	RDEEL47-73P	□□□	□□□	□□	□□□	□□□	□□□□	34.5#	344	53
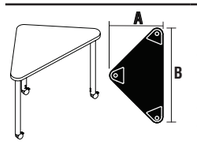 RDEFL	**Sit-Stand Height Adjustable R-Triangle Desk,28-1/2 to 41-1/2" H** • Casters and glides are interchangeable • Ruckus post-leg desks require assembly • All corners of surface are rounded • Specify casters/glides to wheelbarrow • Legs adjust with screws in 1" increments • Legs are factory pre-set at 28-1/2"H • 4 Desks combine to form a square	Small	22 x 39"	RDEFL39-73P	□□□	□□□	□□	□□□	□□□	□□□□	33.5#	$ 363	$ 62
		Large	26 x 47"	RDEFL47-73P	□□□	□□□	□□	□□□	□□□	□□□□	37.5#	372	62

Ⓐ Ⓑ Ⓒ Ⓓ Ⓔ Ⓕ Ⓖ

HOW TO ORDER

Indicate the following information on order form:
1. Quantity of each item.
2. Model number, including options. See "How To Build a Model Number".
3. Any special service required.

Note: • The □ indicates that a choice is required.
- The absence of the □ indicates that no choice is required.
- Alpha-numeric characters in place of □ indicate that no other alternatives are available.

HOW TO BUILD A MODEL NUMBER

Ⓐ Select basic model/edge style.

73P	- 3/4" laminate top w/73P edge band

Ⓑ Select edge color.
Refer to the **Product Color Options** page in this price list.

Ⓒ Select surface finish.
Refer to the **Product Color Options** page in this price list.

Ⓓ Select base finish.
Refer to the **Product Color Options** page in this price list.

Ⓔ Select base option.

CCC	- Casters
BCF	- Casters/felt glides
BCN	- Casters/nylon glides
GFT	- Felt glides
GNY	- Nylon glides

Ⓕ Select under table storage.

NB	- No book storage
BBS	- Small Book Box; add $28
BBL	- Large Book Box; add $30
BR	- Book basket; add $40
RT	- Removable Storage Tote; add $45

BBL option is not available on the small desk sizes.

Ⓖ Select book basket color.
Refer to the **Product Color Options** page in this price list.
Only if book basket storage is selected.

FINISH INFORMATION

Additional Laminate Offering

Additional laminates beyond KI standard offering, are available with two weeks extended leadtime. To specify additional laminates, use these designators followed by the supplier's color/pattern code:

Formica - LF/supplier's color pattern code
Nevamar - LN/supplier's color pattern code
Wilsonart - LW/supplier's color pattern code

KI's standard finish is the supplier's recommended finish for that color/pattern. Note: Nonstandard laminates from these suppliers (example: textured laminates), require an upcharge and additional leadtime.
Contact KI.

SPECIAL SERVICES

Special Carton Marking

With specially marked information	N/C

Shipping

Ships **knocked down, FOB Bonduel, WI 54107, freight excluded.** Freight class 70.

Specifications and prices are subject to change without prior notice.

Ruckus® Post-Leg Desk (Freight Excluded Pricing)

3/4" Top - 73P Edge

Ruckus® Post-Leg Desk (Freight Excluded Pricing)
3/4" Top - 73P Edge

	MODEL	Features	A x B	MODEL NUMBER: Basic Model/ Edge Style	Edge Color	Surface Finish	Base Finish	Base Option	Under Table Storage	Book Basket Color	Approx. Packaged Weight	Freight Excluded Pricing	Chrome Upcharge add to list price
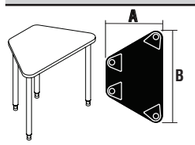 RDEAM	**Fixed Height Trapezoid Desk,28-1/2" H** • Casters and glides are interchangeable • Ruckus post-leg desks require assembly • All corners of surface are rounded • Specify casters/glides to wheelbarrow • 6 Desks combine to form a hexagon	Small	21 x 34"	RDEAM34-73P	□□□	□□□	□□	□□□	□□□	□□□□	35.0#	$ 336	$ 65
		Large	24 x 37"	RDEAM37-73P	□□□	□□□	□□	□□□	□□□	□□□□	38.0#	358	65
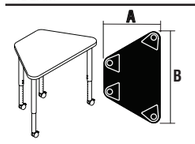 RDEEM	**Sit Height Adjustable Trapezoid Desk,19-1/2 to 32-1/2" H** • Casters and glides are interchangeable • Ruckus post-leg desks require assembly • All corners of surface are rounded • Specify casters/glides to wheelbarrow • Legs adjust with screws in 1" increments • Legs are factory pre-set at 28-1/2"H • 6 Desks combine to form a hexagon	Small	21 x 34"	RDEEM34-73P	□□□	□□□	□□	□□□	□□□	□□□□	37.0#	$ 381	$ 71
		Large	24 x 37"	RDEEM37-73P	□□□	□□□	□□	□□□	□□□	□□□□	40.0#	403	71
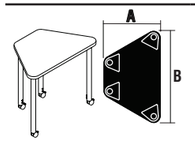 RDEFM	**Sit-Stand Height Adjustable Trapezoid Desk,28-1/2 to 41-1/2" H** • Casters and glides are interchangeable • Ruckus post-leg desks require assembly • All corners of surface are rounded • Specify casters/glides to wheelbarrow • Legs adjust with screws in 1" increments • Legs are factory pre-set at 28-1/2"H • 6 Desks combine to form a hexagon	Small	21 x 34"	RDEFM34-73P	□□□	□□□	□□	□□□	□□□	□□□□	41.0#	$ 412	$ 81
		Large	24 x 37"	RDEFM37-73P	□□□	□□□	□□	□□□	□□□	□□□□	44.0#	435	81

Ⓐ Ⓑ Ⓒ Ⓓ Ⓔ Ⓕ Ⓖ

HOW TO ORDER

Indicate the following information on order form:
1. Quantity of each item.
2. Model number, including options. See "How To Build a Model Number".
3. Any special service required.

Note: • The □ indicates that a choice is required.
- The absence of the □ indicates that no choice is required.
- Alpha-numeric characters in place of □ indicate that no other alternatives are available.

HOW TO BUILD A MODEL NUMBER

Ⓐ Select basic model/edge style.

73P	- 3/4" laminate top w/73P edge band

Ⓑ Select edge color.
Refer to the **Product Color Options** page in this price list.

Ⓒ Select surface finish.
Refer to the **Product Color Options** page in this price list.

Ⓓ Select base finish.
Refer to the **Product Color Options** page in this price list.

Ⓔ Select base option.

CCC	- Casters
BCF	- Casters/felt glides
BCN	- Casters/nylon glides
GFT	- Felt glides
GNY	- Nylon glides

Ⓕ Select under table storage.

NB	- No book storage
BBS	- Small Book Box; add $28
BBL	- Large Book Box; add $30
BR	- Book basket; add $40
RT	- Removable Storage Tote; add $45

BBL option is not available on the small desk sizes.

Ⓖ Select book basket color.
Refer to the **Product Color Options** page in this price list.
Only if book basket storage is selected.

FINISH INFORMATION

Additional Laminate Offering

Additional laminates beyond KI standard offering, are available with two weeks extended leadtime. To specify additional laminates, use these designators followed by the supplier's color/pattern code:

Formica - LF/supplier's color pattern code
Nevamar - LN/supplier's color pattern code
Wilsonart - LW/supplier's color pattern code

KI's standard finish is the supplier's recommended finish for that color/pattern. Note: Nonstandard laminates from these suppliers (example: textured laminates), require an upcharge and additional leadtime.
Contact KI.

SPECIAL SERVICES

Special Carton Marking

With specially marked information N/C

Shipping

Ships **knocked down, FOB Bonduel, WI 54107, freight excluded.** Freight class 70.

Specifications and prices are subject to change without prior notice.

Ruckus® Post-Leg Desk (Freight Excluded Pricing)

3/4" Top - 73P Edge

Ruckus® Post-Leg Desk (Freight Excluded Pricing)
3/4" Top - 73P Edge

	MODEL	Features	A x B	MODEL NUMBER: Basic Model/ Edge Style	Edge Color	Surface Finish	Base Finish	Base Option	Under Table Storage	Book Basket Color	Approx. Packaged Weight	Freight Excluded Pricing	Chrome Upcharge add to list price
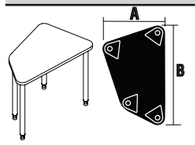 RDEAZ	**Fixed Height Oddquad Desk,28-1/2" H** • Casters and glides are interchangeable • Ruckus post-leg desks require assembly • All corners of surface are rounded • Specify casters/glides to wheelbarrow • 4 Desks combine to form a pin-wheel	Small	22 x 36"	RDEAZ36-73P	□□□	□□□	□□	□□□	□□□	□□□□	35.0#	$ 351	$ 65
		Large	24 x 39"	RDEAZ39-73P	□□□	□□□	□□	□□□	□□□	□□□□	38.0#	358	65
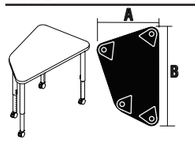 RDEEZ	**Sit Height Adjustable Oddquad Desk,19-1/2 to 32-1/2" H** • Casters and glides are interchangeable • Ruckus post-leg desks require assembly • All corners of surface are rounded • Specify casters/glides to wheelbarrow • Legs adjust with screws in 1" increments • Legs are factory pre-set at 28-1/2"H • 4 Desks combine to form a pin-wheel	Small	22 x 36"	RDEEZ36-73P	□□□	□□□	□□	□□□	□□□	□□□□	37.0#	$ 393	$ 71
		Large	24 x 39"	RDEEZ39-73P	□□□	□□□	□□	□□□	□□□	□□□□	40.0#	403	71
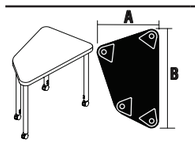 RDEFZ	**Sit-Stand Height Adjustable Oddquad Desk,28-1/2 to 41-1/2"** • Casters and glides are interchangeable • Ruckus post-leg desks require assembly • All corners of surface are rounded • Specify casters/glides to wheelbarrow • Legs adjust with screws in 1" increments • Legs are factory pre-set at 28-1/2"H • 4 Desks combine to form a pin-wheel	Small	22 x 36"	RDEFZ36-73P	□□□	□□□	□□	□□□	□□□	□□□□	41.0#	$ 426	$ 81
		Large	24 x 39"	RDEFZ39-73P	□□□	□□□	□□	□□□	□□□	□□□□	44.0#	435	81

Ⓐ Ⓑ Ⓒ Ⓓ Ⓔ Ⓕ Ⓖ

HOW TO ORDER

Indicate the following information on order form:
1. Quantity of each item.
2. Model number, including options. See "How To Build a Model Number".
3. Any special service required.

Note: • The □ indicates that a choice is required.
- The absence of the □ indicates that no choice is required.
- Alpha-numeric characters in place of □ indicate that no other alternatives are available.

HOW TO BUILD A MODEL NUMBER

Ⓐ Select basic model/edge style.

73P	- 3/4" laminate top w/73P edge band

Ⓑ Select edge color.
Refer to the **Product Color Options** page in this price list.

Ⓒ Select surface finish.
Refer to the **Product Color Options** page in this price list.

Ⓓ Select base finish.
Refer to the **Product Color Options** page in this price list.

Ⓔ Select base option.

CCC	- Casters
BCF	- Casters/felt glides
BCN	- Casters/nylon glides
GFT	- Felt glides
GNY	- Nylon glides

Ⓕ Select under table storage.

NB	- No book storage
BBS	- Small Book Box; add $28
BBL	- Large Book Box; add $30
BR	- Book basket; add $40
RT	- Removable Storage Tote; add $45

BBL option is not available on the small desk sizes.

Ⓖ Select book basket color.
Refer to the **Product Color Options** page in this price list.
Only if book basket storage is selected.

FINISH INFORMATION

Additional Laminate Offering

Additional laminates beyond KI standard offering, are available with two weeks extended leadtime. To specify additional laminates, use these designators followed by the supplier's color/pattern code:

Formica - LF/supplier's color pattern code
Nevamar - LN/supplier's color pattern code
Wilsonart - LW/supplier's color pattern code

KI's standard finish is the supplier's recommended finish for that color/pattern. Note: Nonstandard laminates from these suppliers (example: textured laminates), require an upcharge and additional leadtime.
Contact KI.

SPECIAL SERVICES

Special Carton Marking

With specially marked information N/C

Shipping

Ships **knocked down, FOB Bonduel, WI 54107, freight excluded.** Freight class 70.

Specifications and prices are subject to change without prior notice.

Ruckus® Post-Leg Desk (Freight Excluded Pricing)

1-1/4" Top - 74P Edge

Ruckus® Post-Leg Desk (Freight Excluded Pricing)
1-1/4" Top - 74P Edge

	MODEL	A x B	MODEL NUMBER: Basic Model/ Edge Style	Edge Color	Surface Finish	Base Finish	Base Option	Under Table Storage	Book Basket Color	Approx. Packaged Weight	Freight Excluded Pricing	Chrome Upcharge add to list price
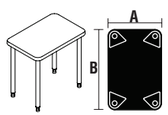 RDEAA	**Fixed Height Rectangular Desk,29" H** • Casters and glides are interchangeable • Ruckus post-leg desks require assembly • All corners of surface are rounded • Specify casters/glides to wheelbarrow	20 x 30"	RDEAA2030-74P	□□□	□□□	□□	□□□	□□□	□□□□	42.8#	$ 395	$ 65
		20 x 36"	RDEAA2036-74P	□□□	□□□	□□	□□□	□□□	□□□□	47.0#	417	65
		24 x 36"	RDEAA2436-74P	□□□	□□□	□□	□□□	□□□	□□□□	52.0#	431	65
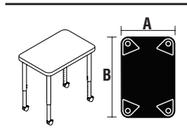 RDEEA	**Sit Height Adjustable Rectangular Desk,20 to 33" H** • Casters and glides are interchangeable • Ruckus post-leg desks require assembly • All corners of surface are rounded • Specify casters/glides to wheelbarrow • Legs adjust with screws in 1" incre-ments • Legs are factory pre-set at 29"H • 20 x 37" desk is ADA compliant	20 x 30"	RDEEA2030-74P	□□□	□□□	□□	□□□	□□□	□□□□	44.8#	$ 444	$ 71
		20 x 36"	RDEEA2036-74P	□□□	□□□	□□	□□□	□□□	□□□□	49.0#	466	71
		24 x 36"	RDEEA2436-74P	□□□	□□□	□□	□□□	□□□	□□□□	54.0#	475	71
		20 x 37"	RDEEA2037ADA-74P	□□□	□□□	□□	□□□	□□□	□□□□	49.7#	476	71
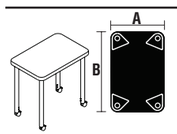 RDEFA	**Sit-Stand Height Adjustable Rectangular Desk,29 to 42" H** • Casters and glides are interchangeable • Ruckus post-leg desks require assembly • All corners of surface are rounded • Specify casters/glides to wheelbarrow • Legs adjust with screws in 1" incre-ments • Legs are factory pre-set at 29"H • 20 x 37" desk is ADA compliant	20 x 30"	RDEFA2030-74P	□□□	□□□	□□	□□□	□□□	□□□□	48.8#	$ 478	$ 81
		20 x 36"	RDEFA2036-74P	□□□	□□□	□□	□□□	□□□	□□□□	53.0#	494	81
		24 x 36"	RDEFA2436-74P	□□□	□□□	□□	□□□	□□□	□□□□	58.0#	504	81
		20 x 37"	RDEFA2037ADA-74P	□□□	□□□	□□	□□□	□□□	□□□□	53.7#	505	81

Ⓐ Ⓑ Ⓒ Ⓓ Ⓔ Ⓕ Ⓖ

HOW TO ORDER

Indicate the following information on order form:
1. Quantity of each item.
2. Model number, including options. See "How To Build a Model Number".
3. Any special service required.

Note: • The □ indicates that a choice is required.
- The absence of the □ indicates that no choice is required.
- Alpha-numeric characters in place of □ indicate that no other alternatives are available.

HOW TO BUILD A MODEL NUMBER

Ⓐ Select basic model/edge style.

74P	- 1-1/4" laminate top w/74P edge band

Ⓑ Select edge color.
Refer to the **Product Color Options** page in this price list.

Ⓒ Select surface finish.
Refer to the **Product Color Options** page in this price list.

Ⓓ Select base finish.
Refer to the **Product Color Options** page in this price list.

Ⓔ Select base option.

CCC	- Casters
BCF	- Casters/felt glides
BCN	- Casters/nylon glides
GFT	- Felt glides
GNY	- Nylon glides

Ⓕ Select under table storage.

NB	- No book storage
BBS	- Small Book Box; add $28
BBL	- Large Book Box; add $30
BR	- Book basket; add $40
RT	- Removable Storage Tote; add $45

BBL option is not available on the small desk sizes.

Ⓖ Select book basket color.
Refer to the **Product Color Options** page in this price list.
Only if book basket storage is selected.

FINISH INFORMATION

Additional Laminate Offering

Additional laminates beyond KI standard offering, are available with two weeks extended leadtime. To specify additional laminates, use these designators followed by the supplier's color/pattern code:

Formica - LF/supplier's color pattern code
Nevamar - LN/supplier's color pattern code
Wilsonart - LW/supplier's color pattern code

KI's standard finish is the supplier's recommended finish for that color/pattern. Note: Nonstandard laminates from these suppliers (example: textured laminates), require an upcharge and additional leadtime.
Contact KI.

SPECIAL SERVICES

Special Carton Marking

With specially marked information	N/C

Shipping

Ships **knocked down, FOB Bonduel, WI 54107, freight excluded.** Freight class 70.

Specifications and prices are subject to change without prior notice.

Ruckus® Post-Leg Desk (Freight Excluded Pricing)

1-1/4" Top - 74P Edge

Ruckus® Post-Leg Desk (Freight Excluded Pricing)
1-1/4" Top - 74P Edge

	MODEL	Features	A x B	MODEL NUMBER: Basic Model/ Edge Style	Edge Color	Surface Finish	Base Finish	Base Option	Under Table Storage	Book Basket Color	Approx. Packaged Weight	Freight Excluded Pricing	Chrome Upcharge add to list price
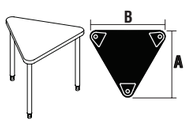 RDEAK	**Fixed Height E-Triangle Desk,29" H** • Casters and glides are interchangeable • Ruckus post-leg desks require assembly • All corners of surface are rounded • Specify casters/glides to wheelbarrow • 6 Desks combine to form an hexagon	Small	28 x 32"	RDEAK32-74P	□□□	□□□	□□	□□□	□□□	□□□□	29.0#	$ 380	$ 49
		Large	33 x 37"	RDEAK37-74P	□□□	□□□	□□	□□□	□□□	□□□□	33.0#	438	49
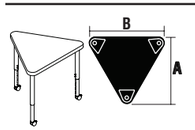 RDEEK	**Sit Height Adjustable E-Triangle Desk,20 to 33" H** • Casters and glides are interchangeable • Ruckus post-leg desks require assembly • All corners of surface are rounded • Specify casters/glides to wheelbarrow • Legs adjust with screws in 1" incre-ments • Legs are factory pre-set at 29"H • 6 Desks combine to form an hexagon	Small	28 x 32"	RDEEK32-74P	□□□	□□□	□□	□□□	□□□	□□□□	30.5#	$ 409	$ 53
		Large	33 x 37"	RDEEK37-74P	□□□	□□□	□□	□□□	□□□	□□□□	34.5#	465	53
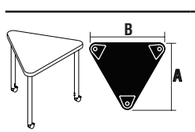 RDEFK	**Sit-Stand Height Adjustable E-Triangle Desk,29 to 42" H** • Casters and glides are interchangeable • Ruckus post-leg desks require assembly • All corners of surface are rounded • Specify casters/glides to wheelbarrow • Legs adjust with screws in 1" incre-ments • Legs are factory pre-set at 29"H • 6 Desks combine to form an hexagon	Small	28 x 32"	RDEFK32-74P	□□□	□□□	□□	□□□	□□□	□□□□	33.5#	$ 438	$ 62
		Large	33 x 37"	RDEFK37-74P	□□□	□□□	□□	□□□	□□□	□□□□	37.5#	497	62

Ⓐ Ⓑ Ⓒ Ⓓ Ⓔ Ⓕ Ⓖ

HOW TO ORDER

Indicate the following information on order form:
1. Quantity of each item.
2. Model number, including options. See "How To Build a Model Number".
3. Any special service required.

Note: • The □ indicates that a choice is required.
- The absence of the □ indicates that no choice is required.
- Alpha-numeric characters in place of □ indicate that no other alternatives are available.

HOW TO BUILD A MODEL NUMBER

Ⓐ Select basic model/edge style.

74P	- 1-1/4" laminate top w/74P edge band

Ⓑ Select edge color.
Refer to the **Product Color Options** page in this price list.

Ⓒ Select surface finish.
Refer to the **Product Color Options** page in this price list.

Ⓓ Select base finish.
Refer to the **Product Color Options** page in this price list.

Ⓔ Select base option.

CCC	- Casters
BCF	- Casters/felt glides
BCN	- Casters/nylon glides
GFT	- Felt glides
GNY	- Nylon glides

Ⓕ Select under table storage.

NB	- No book storage
BBS	- Small Book Box; add $28
BBL	- Large Book Box; add $30
BR	- Book basket; add $40
RT	- Removable Storage Tote; add $45

BBL option is not available on the small desk sizes.

Ⓖ Select book basket color.
Refer to the **Product Color Options** page in this price list.
Only if book basket storage is selected.

FINISH INFORMATION

Additional Laminate Offering

Additional laminates beyond KI standard offering, are available with two weeks extended leadtime.
To specify additional laminates, use these designators followed by the supplier's color/pattern code:

Formica - LF/supplier's color pattern code
Nevamar - LN/supplier's color pattern code
Wilsonart - LW/supplier's color pattern code

KI's standard finish is the supplier's recommended finish for that color/pattern. Note: Nonstandard laminates from these suppliers (example: textured laminates), require an upcharge and additional leadtime.
Contact KI.

SPECIAL SERVICES

Special Carton Marking

With specially marked information N/C

Shipping

Ships **knocked down, FOB Bonduel, WI 54107, freight excluded.** Freight class 70.

Specifications and prices are subject to change without prior notice.

Ruckus® Post-Leg Desk (Freight Excluded Pricing)

1-1/4" Top - 74P Edge

Ruckus® Post-Leg Desk (Freight Excluded Pricing)
1-1/4" Top - 74P Edge

	MODEL	Features	A x B	MODEL NUMBER: Basic Model/ Edge Style	Edge Color	Surface Finish	Base Finish	Base Option	Under Table Storage	Book Basket Color	Approx. Packaged Weight	Freight Excluded Pricing	Chrome Upcharge add to list price
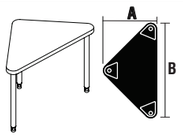 RDEAL	**Fixed Height R-Triangle Desk,29" H** • Casters and glides are interchangeable • Ruckus post-leg desks require assembly • All corners of surface are rounded • Specify casters/glides to wheelbarrow • 4 Desks combine to form a square	Small	22 x 39"	RDEAL39-74P	□□□	□□□	□□	□□□	□□□	□□□□	29.0#	$ 375	$ 49
		Large	26 x 47"	RDEAL47-74P	□□□	□□□	□□	□□□	□□□	□□□□	33.0#	403	49
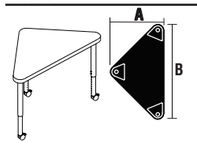 RDEEL	**Sit Height Adjustable R-Triangle Desk,20 to 33" H** • Casters and glides are interchangeable • Ruckus post-leg desks require assembly • All corners of surface are rounded • Specify casters/glides to wheelbarrow • Legs adjust with screws in 1" increments • Legs are factory pre-set at 29"H • 4 Desks combine to form a square	Small	22 x 39"	RDEEL39-74P	□□□	□□□	□□	□□□	□□□	□□□□	30.5#	$ 404	$ 53
		Large	26 x 47"	RDEEL47-74P	□□□	□□□	□□	□□□	□□□	□□□□	34.5#	431	53
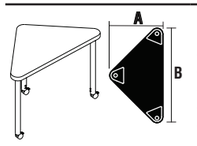 RDEFL	**Sit-Stand Height Adjustable R-Triangle Desk,29 to 42" H** • Casters and glides are interchangeable • Ruckus post-leg desks require assembly • All corners of surface are rounded • Specify casters/glides to wheelbarrow • Legs adjust with screws in 1" increments • Legs are factory pre-set at 29"H • 4 Desks combine to form a square	Small	22 x 39"	RDEFL39-74P	□□□	□□□	□□	□□□	□□□	□□□□	33.5#	$ 433	$ 62
		Large	26 x 47"	RDEFL47-74P	□□□	□□□	□□	□□□	□□□	□□□□	37.5#	461	62

Ⓐ Ⓑ Ⓒ Ⓓ Ⓔ Ⓕ Ⓖ

HOW TO ORDER

Indicate the following information on order form:
1. Quantity of each item.
2. Model number, including options. See "How To Build a Model Number".
3. Any special service required.

Note: • The □ indicates that a choice is required.
- The absence of the □ indicates that no choice is required.
- Alpha-numeric characters in place of □ indicate that no other alternatives are available.

HOW TO BUILD A MODEL NUMBER

Ⓐ Select basic model/edge style.

74P	- 1-1/4" laminate top w/74P edge band

Ⓑ Select edge color.
Refer to the **Product Color Options** page in this price list.

Ⓒ Select surface finish.
Refer to the **Product Color Options** page in this price list.

Ⓓ Select base finish.
Refer to the **Product Color Options** page in this price list.

Ⓔ Select base option.

CCC	- Casters
BCF	- Casters/felt glides
BCN	- Casters/nylon glides
GFT	- Felt glides
GNY	- Nylon glides

Ⓕ Select under table storage.

NB	- No book storage
BBS	- Small Book Box; add $28
BBL	- Large Book Box; add $30
BR	- Book basket; add $40
RT	- Removable Storage Tote; add $45

BBL option is not available on the small desk sizes.

Ⓖ Select book basket color.
Refer to the **Product Color Options** page in this price list.
Only if book basket storage is selected.

FINISH INFORMATION

Additional Laminate Offering

Additional laminates beyond KI standard offering, are available with two weeks extended leadtime. To specify additional laminates, use these designators followed by the supplier's color/pattern code:

Formica - LF/supplier's color pattern code
Nevamar - LN/supplier's color pattern code
Wilsonart - LW/supplier's color pattern code

KI's standard finish is the supplier's recommended finish for that color/pattern. Note: Nonstandard laminates from these suppliers (example: textured laminates), require an upcharge and additional leadtime.
Contact KI.

SPECIAL SERVICES

Special Carton Marking

With specially marked information N/C

Shipping

Ships **knocked down, FOB Bonduel, WI 54107, freight excluded.** Freight class 70.

Specifications and prices are subject to change without prior notice.

Ruckus® Post-Leg Desk (Freight Excluded Pricing)

1-1/4" Top - 74P Edge

Ruckus® Post-Leg Desk (Freight Excluded Pricing)
1-1/4" Top - 74P Edge

	MODEL	Features	A x B	MODEL NUMBER: Basic Model/ Edge Style	Edge Color	Surface Finish	Base Finish	Base Option	Under Table Storage	Book Basket Color	Approx. Packaged Weight	Freight Excluded Pricing	Chrome Upcharge add to list price
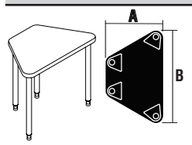 RDEAM	**Fixed Height Trapezoid Desk,29" H** • Casters and glides are interchangeable • Ruckus post-leg desks require assembly • All corners of surface are rounded • Specify casters/glides to wheelbarrow • 6 Desks combine to form a hexagon	Small	21 x 34"	RDEAM34-74P	□□□	□□□	□□	□□□	□□□	□□□□	35.0#	$ 410	$ 65
		Large	24 x 37"	RDEAM37-74P	□□□	□□□	□□	□□□	□□□	□□□□	38.0#	419	65
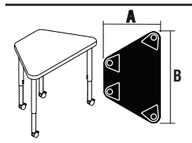 RDEEM	**Sit Height Adjustable Trapezoid Desk,20 to 33" H** • Casters and glides are interchangeable • Ruckus post-leg desks require assembly • All corners of surface are rounded • Specify casters/glides to wheelbarrow • Legs adjust with screws in 1" increments • Legs are factory pre-set at 29"H • 6 Desks combine to form a hexagon	Small	21 x 34"	RDEEM34-74P	□□□	□□□	□□	□□□	□□□	□□□□	37.0#	$ 452	$ 71
		Large	24 x 37"	RDEEM37-74P	□□□	□□□	□□	□□□	□□□	□□□□	40.0#	461	71
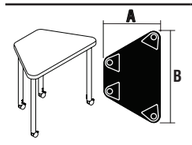 RDEFM	**Sit-Stand Height Adjustable Trapezoid Desk,29 to 42" H** • Casters and glides are interchangeable • Ruckus post-leg desks require assembly • All corners of surface are rounded • Specify casters/glides to wheelbarrow • Legs adjust with screws in 1" increments • Legs are factory pre-set at 29"H • 6 Desks combine to form a hexagon	Small	21 x 34"	RDEFM34-74P	□□□	□□□	□□	□□□	□□□	□□□□	41.0#	$ 487	$ 81
		Large	24 x 37"	RDEFM37-74P	□□□	□□□	□□	□□□	□□□	□□□□	44.0#	497	81

Ⓐ Ⓑ Ⓒ Ⓓ Ⓔ Ⓕ Ⓖ

HOW TO ORDER

Indicate the following information on order form:
1. Quantity of each item.
2. Model number, including options. See "How To Build a Model Number".
3. Any special service required.

Note: • The □ indicates that a choice is required.
- The absence of the □ indicates that no choice is required.
- Alpha-numeric characters in place of □ indicate that no other alternatives are available.

HOW TO BUILD A MODEL NUMBER

Ⓐ Select basic model/edge style.

74P	- 1-1/4" laminate top w/74P edge band

Ⓑ Select edge color.
Refer to the **Product Color Options** page in this price list.

Ⓒ Select surface finish.
Refer to the **Product Color Options** page in this price list.

Ⓓ Select base finish.
Refer to the **Product Color Options** page in this price list.

Ⓔ Select base option.

CCC	- Casters
BCF	- Casters/felt glides
BCN	- Casters/nylon glides
GFT	- Felt glides
GNY	- Nylon glides

Ⓕ Select under table storage.

NB	- No book storage
BBS	- Small Book Box; add $28
BBL	- Large Book Box; add $30
BR	- Book basket; add $40
RT	- Removable Storage Tote; add $45

BBL option is not available on the small desk sizes.

Ⓖ Select book basket color.
Refer to the **Product Color Options** page in this price list.
Only if book basket storage is selected.

FINISH INFORMATION

Additional Laminate Offering

Additional laminates beyond KI standard offering, are available with two weeks extended leadtime. To specify additional laminates, use these designators followed by the supplier's color/pattern code:

Formica - LF/supplier's color pattern code
Nevamar - LN/supplier's color pattern code
Wilsonart - LW/supplier's color pattern code

KI's standard finish is the supplier's recommended finish for that color/pattern. Note: Nonstandard laminates from these suppliers (example: textured laminates), require an upcharge and additional leadtime.
Contact KI.

SPECIAL SERVICES

Special Carton Marking

With specially marked information N/C

Shipping

Ships **knocked down, FOB Bonduel, WI 54107, freight excluded.** Freight class 70.

Specifications and prices are subject to change without prior notice.

Ruckus® Post-Leg Desk (Freight Excluded Pricing)

1-1/4" Top - 74P Edge

Ruckus® Post-Leg Desk (Freight Excluded Pricing)
1-1/4" Top - 74P Edge

	MODEL	Features	A x B	MODEL NUMBER: Basic Model/ Edge Style	Edge Color	Surface Finish	Base Finish	Base Option	Under Table Storage	Book Basket Color	Approx. Packaged Weight	Freight Excluded Pricing	Chrome Upcharge add to list price
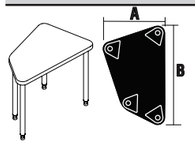 RDEAZ	**Fixed Height Oddquad Desk,29" H** • Casters and glides are interchangeable • Ruckus post-leg desks require assembly • All corners of surface are rounded • Specify casters/glides to wheelbarrow • 4 Desks combine to form a pin-wheel	Small	22 x 36"	RDEAZ36-74P	□□□	□□□	□□	□□□	□□□	□□□□	35.0#	$ 410	$ 65
		Large	24 x 39"	RDEAZ39-74P	□□□	□□□	□□	□□□	□□□	□□□□	38.0#	424	65
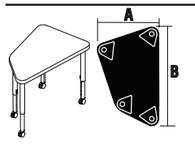 RDEEZ	**Sit Height Adjustable Oddquad Desk,20 to 33" H** • Casters and glides are interchangeable • Ruckus post-leg desks require assembly • All corners of surface are rounded • Specify casters/glides to wheelbarrow • Legs adjust with screws in 1" increments • Legs are factory pre-set at 29"H • 4 Desks combine to form a pin-wheel	Small	22 x 36"	RDEEZ36-74P	□□□	□□□	□□	□□□	□□□	□□□□	37.0#	$ 452	$ 71
		Large	24 x 39"	RDEEZ39-74P	□□□	□□□	□□	□□□	□□□	□□□□	40.0#	466	71
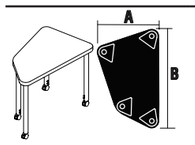 RDEFZ	**29 to 42" Sit-Stand Height Adjustable Oddquad Desk** • Casters and glides are interchangeable • Ruckus post-leg desks require assembly • All corners of surface are rounded • Specify casters/glides to wheelbarrow • Legs adjust with screws in 1" increments • Legs are factory pre-set at 29"H • 4 Desks combine to form a pin-wheel	Small	22 x 36"	RDEFZ36-74P	□□□	□□□	□□	□□□	□□□	□□□□	41.0#	$ 487	$ 81
		Large	24 x 39"	RDEFZ39-74P	□□□	□□□	□□	□□□	□□□	□□□□	44.0#	502	81

Ⓐ Ⓑ Ⓒ Ⓓ Ⓔ Ⓕ Ⓖ

HOW TO ORDER

Indicate the following information on order form:
1. Quantity of each item.
2. Model number, including options. See "How To Build a Model Number".
3. Any special service required.

Note: • The □ indicates that a choice is required.
- The absence of the □ indicates that no choice is required.
- Alpha-numeric characters in place of □ indicate that no other alternatives are available.

HOW TO BUILD A MODEL NUMBER

Ⓐ Select basic model/edge style.

74P	- 1-1/4" laminate top w/74P edge band

Ⓑ Select edge color.
Refer to the **Product Color Options** page in this price list.

Ⓒ Select surface finish.
Refer to the **Product Color Options** page in this price list.

Ⓓ Select base finish.
Refer to the **Product Color Options** page in this price list.

Ⓔ Select base option.

CCC	- Casters
BCF	- Casters/felt glides
BCN	- Casters/nylon glides
GFT	- Felt glides
GNY	- Nylon glides

Ⓕ Select under table storage.

NB	- No book storage
BBS	- Small Book Box; add $28
BBL	- Large Book Box; add $30
BR	- Book basket; add $40
RT	- Removable Storage Tote; add $45

BBL option is not available on the small desk sizes.

Ⓖ Select book basket color.
Refer to the **Product Color Options** page in this price list.
Only if book basket storage is selected.

FINISH INFORMATION

Additional Laminate Offering

Additional laminates beyond KI standard offering, are available with two weeks extended leadtime. To specify additional laminates, use these designators followed by the supplier's color/pattern code:

Formica - LF/supplier's color pattern code
Nevamar - LN/supplier's color pattern code
Wilsonart - LW/supplier's color pattern code

KI's standard finish is the supplier's recommended finish for that color/pattern. Note: Nonstandard laminates from these suppliers (example: textured laminates), require an upcharge and additional leadtime.
Contact KI.

SPECIAL SERVICES

Special Carton Marking

With specially marked information N/C

Shipping

Ships **knocked down, FOB Bonduel, WI 54107, freight excluded.** Freight class 70.

Specifications and prices are subject to change without prior notice.

Ruckus® Desk Accessories (Freight Excluded Pricing)

Ruckus® Desk Accessories (Freight Excluded Pricing)

	MODEL	MODEL NUMBER Basic Model	Approx. Packaged Weight	Freight Excluded Pricing
 RKAU	**Book Bag Hook** • 1/4" solid wire rod • Chrome finish • Field installable • Includes 2 screws	RKUSBBH1	3.0#	$ 10

Ⓐ

HOW TO ORDER

Indicate the following information on order form:
1. Quantity of each item.
2. Model number, including options. See "How To Build a Model Number".
3. Any special service required.

Note: • The ☐ indicates that a choice is required.
- The absence of the ☐ indicates that no choice is required.
- Alpha-numeric characters in place of ☐ indicate that no other alternatives are available.

HOW TO BUILD A MODEL NUMBER

Ⓐ Select basic model.

SPECIAL SERVICES

Special Carton Marking

With specially marked information N/C

Shipping

Ships **knocked down, FOB Bonduel, WI 54107, freight excluded.** Freight class 85.

Specifications and prices are subject to change without prior notice.

Ruckus® Activity Table (Freight Excluded Pricing)

3/4" Top - 73P Edge

Ruckus® Activity Table (Freight Excluded Pricing)
3/4" Top - 73P Edge

	MODEL	A x B x C	MODEL NUMBER: Basic Model/ Edge Style	Edge Color	Surface Finish	Base Finish	Base Option	Approx. Packaged Weight	Freight Excluded Pricing	Chrome Upcharge add to list price
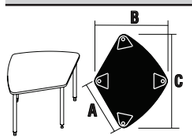 RTEAE	**Fixed Height Diamond Table,28-1/2" H** • Casters and glides are interchangeable • Tables are designed for maximum leg spacing • All corners of surface are rounded • Specify casters/glides to wheelbarrow • 3 tables combine to form a guitar pick	30 x 39 x 50"	RTEAE30-73P	□□□	□□□	□□	□□□	48.0#	$ 612	$ 67
		36 x 47 x 60"	RTEAE36-73P	□□□	□□□	□□	□□□	59.0#	636	67
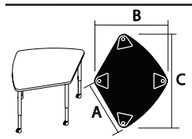 RTEEE	**Sit Height Adjustable Diamond Table,19-1/2 to 32-1/2" H** • Casters and glides are interchangeable • Tables are designed for maximum leg spacing • All corners of surface are rounded • Specify casters/glides to wheelbarrow • Legs adjust with screws in 1" increments • Legs are factory pre-set at 28-1/2"H • 3 tables combine to form a guitar pick	30 x 39 x 50"	RTEEE30-73P	□□□	□□□	□□	□□□	50.0#	$ 660	$ 74
		36 x 47 x 60"	RTEEE36-73P	□□□	□□□	□□	□□□	61.0#	683	74
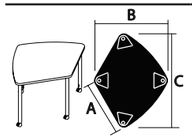 RTEFE	**Sit-Stand Height Adjustable Diamond Table,28-1/2 to 41-1/2" H** • Casters and glides are interchangeable • Tables are designed for maximum leg spacing • All corners of surface are rounded • Specify casters/glides to wheelbarrow • Legs adjust with screws in 1" increments • Legs are factory pre-set at 28-1/2"H • 3 tables combine to form a guitar pick	30 x 39 x 50"	RTEFE30-73P	□□□	□□□	□□	□□□	54.0#	$ 694	$ 84
		36 x 47 x 60"	RTEFE36-73P	□□□	□□□	□□	□□□	65.0#	719	84

Ⓐ Ⓑ Ⓒ Ⓓ Ⓔ

HOW TO ORDER

Indicate the following information on order form:
1. Quantity of each item.
2. Model number, including options. See "How To Build a Model Number".
3. Any special service required.

Note: • The □ indicates that a choice is required.
- The absence of the □ indicates that no choice is required.
- Alpha-numeric characters in place of □ indicate that no other alternatives are available.

HOW TO BUILD A MODEL NUMBER

Ⓐ Select basic model/edge style.

73P	- 3/4" laminate top w/73P edge band

Ⓑ Select edge color.
Refer to the **Product Color Options** page in this price list.

Ⓒ Select surface finish.
Refer to the **Product Color Options** page in this price list.

Ⓓ Select base finish.
Refer to the **Product Color Options** page in this price list.

Ⓔ Select base option.

CCC	- Casters
BCF	- Casters/felt glides
BCN	- Casters/nylon glides
GFT	- Felt glides
GNY	- Nylon glides

FINISH INFORMATION

Additional Laminate Offering

Additional laminates beyond KI standard offering, are available with two weeks extended leadtime. To specify additional laminates, use these designators followed by the supplier's color/pattern code:

Formica - LF/supplier's color pattern code
Nevamar - LN/supplier's color pattern code
Wilsonart - LW/supplier's color pattern code

KI's standard laminate finish is the supplier's recommended finish for that color/pattern.
Note: Nonstandard laminates from these suppliers (example: textured laminates) require a Product Modification Request.
Contact customer service for details.

SPECIAL SERVICES

Special Carton Marking

With specially marked information	N/C

Shipping

Ships **knocked down, FOB Bonduel, WI 54107, freight excluded.** Freight class 70.

Specifications and prices are subject to change without prior notice.

Ruckus® Activity Table (Freight Excluded Pricing)

3/4" Top - 73P Edge

Ruckus® Activity Table (Freight Excluded Pricing)
3/4" Top - 73P Edge

	MODEL	Features	A x B	MODEL NUMBER Basic Model/ Edge Style	Edge Color	Surface Finish	Base Finish	Base Option	Approx. Packaged Weight	Freight Excluded Pricing	Chrome Upcharge add to list price
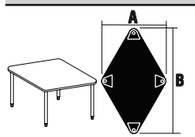 RTEAJ	**Fixed Height Kite Table,28-1/2" H** • Casters and glides are interchangeable • Tables are designed for maximum leg spacing • All corners of surface are rounded • Specify casters/glides to wheelbarrow • 3 Tables combine to form a hexagon	Small	35 x 57"	RTEAJ34-73P	□□□	□□□	□□	□□□	47.0#	$ 588	$ 67
		Large	40 x 66"	RTEAJ39-73P	□□□	□□□	□□	□□□	55.0#	670	67
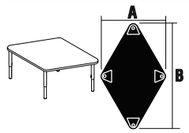 RTEHJ	**Floor Height Adjustable Kite Table,11-1/2 to 18-1/2"H** • Tables are designed for maximum leg spacing • All corners of surface are rounded • Legs adjust with screws in 1" increments • Legs are factory pre-set at 18-1/2"H • 3 Tables combine to form a hexagon • Base only available in glides	Small	35 x 57"	RTEHJ34-73P	□□□	□□□	□□	□□□	44.5#	$ 622	$ 72
		Large	40 x 66"	RTEHJ39-73P	□□□	□□□	□□	□□□	52.5#	702	72
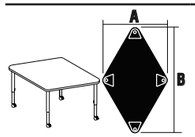 RTEEJ	**Sit Height Adjustable Height Kite Table,19-1/2 to 32-1/2" H** • Casters and glides are interchangeable • Tables are designed for maximum leg spacing • All corners of surface are rounded • Specify casters/glides to wheelbarrow • Legs adjust with screws in 1" increments • Legs are factory pre-set at 28-1/2"H • 3 Tables combine to form a hexagon	Small	35 x 57"	RTEEJ34-73P	□□□	□□□	□□	□□□	49.0#	$ 625	$ 74
		Large	40 x 66"	RTEEJ39-73P	□□□	□□□	□□	□□□	57.0#	706	74
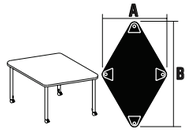 RTEFJ	**Sit-Stand Height Adjustable Kite Table,28-1/2 to 41-1/2" H** • Casters and glides are interchangeable • Tables are designed for maximum leg spacing • All corners of surface are rounded • Specify casters/glides to wheelbarrow • Legs adjust with screws in 1" increments • Legs are factory pre-set at 28-1/2"H • 3 Tables combine to form a hexagon	Small	35 x 57"	RTEFJ34-73P	□□□	□□□	□□	□□□	53.0#	$ 668	$ 84
		Large	40 x 66"	RTEFJ39-73P	□□□	□□□	□□	□□□	61.0#	750	84
					Ⓑ	Ⓒ	Ⓓ	Ⓔ			

HOW TO ORDER

Indicate the following information on order form:
1. Quantity of each item.
2. Model number, including options. See "How To Build a Model Number".
3. Any special service required.

Note: • The □ indicates that a choice is required.
- The absence of the □ indicates that no choice is required.
- Alpha-numeric characters in place of □ indicate that no other alternatives are available.

HOW TO BUILD A MODEL NUMBER

ONLY Felt glides - GFT and Nylon glides - GNY

Ⓐ Select basic model/edge style.

73P	- 3/4" laminate top w/73P edge band

Ⓑ Select edge color.
Refer to the **Product Color Options** page in this price list.

Ⓒ Select surface finish.
Refer to the **Product Color Options** page in this price list.

Ⓓ Select base finish.
Refer to the **Product Color Options** page in this price list.

Ⓔ Select base option.

CCC	- Casters
BCF	- Casters/felt glides
BCN	- Casters/nylon glides
GFT	- Felt glides
GNY	- Nylon glides

Base options for Floor Height Adjustable are

FINISH INFORMATION

Additional Laminate Offering

Additional laminates beyond KI standard offering, are available with two weeks extended leadtime. To specify additional laminates, use these designators followed by the supplier's color/pattern code:

Formica - LF/supplier's color pattern code
Nevamar - LN/supplier's color pattern code
Wilsonart - LW/supplier's color pattern code

KI's standard laminate finish is the supplier's recommended finish for that color/pattern.
Note: Nonstandard laminates from these suppliers (example: textured laminates) require a Product Modification Request.
Contact customer service for details.

SPECIAL SERVICES

Special Carton Marking

With specially marked information	N/C

Shipping

Ships **knocked down, FOB Bonduel, WI 54107, freight excluded.** Freight class 70.

Specifications and prices are subject to change without prior notice.

Ruckus® Activity Table (Freight Excluded Pricing)

1-1/4" Top - 74P Edge

Ruckus® Activity Table (Freight Excluded Pricing)
1-1/4" Top - 74P Edge

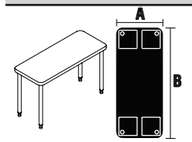

RTEAA

Fixed Height Rectangular Rounded Corners Table,29" H

- Casters and glides are interchangeable
- Tables are designed for maximum leg spacing
- All corners of surface are rounded
- Specify casters/glides to wheelbarrow
- 42x72, 44x72 and 48x72 have a center leg

MODEL	A x B	MODEL NUMBER: Basic Model/ Edge Style	Edge Color	Surface Finish	Base Finish	Base Option	Approx. Packaged Weight	Freight Excluded Pricing	Chrome Upcharge add to list price
	20 x 48"	RTEAA2048	□□□	□□□	□□	□□□	67.3#	$ 506	$ 67
	20 x 54"	RTEAA2054	□□□	□□□	□□	□□□	71.5#	523	67
	20 x 60"	RTEAA2060	□□□	□□□	□□	□□□	75.7#	515	67
	20 x 66"	RTEAA2066	□□□	□□□	□□	□□□	81.0#	533	67
	20 x 72"	RTEAA2072	□□□	□□□	□□	□□□	84.0#	541	67
	24 x 30"	RTEAA2430	□□□	□□□	□□	□□□	59.0#	480	67
	24 x 36"	RTEAA2436	□□□	□□□	□□	□□□	64.0#	491	67
	24 x 48"	RTEAA2448	□□□	□□□	□□	□□□	74.0#	506	67
	24 x 54"	RTEAA2454	□□□	□□□	□□	□□□	79.0#	523	67
	24 x 60"	RTEAA2460	□□□	□□□	□□	□□□	84.0#	515	67
	24 x 66"	RTEAA2466	□□□	□□□	□□	□□□	90.0#	536	67
	24 x 72"	RTEAA2472	□□□	□□□	□□	□□□	94.0#	541	67
	30 x 48"	RTEAA3048	□□□	□□□	□□	□□□	84.0#	533	67
	30 x 54"	RTEAA3054	□□□	□□□	□□	□□□	90.3#	554	67
	30 x 60"	RTEAA3060	□□□	□□□	□□	□□□	96.5#	545	67
	30 x 66"	RTEAA3066	□□□	□□□	□□	□□□	104.0#	557	67
	30 x 72"	RTEAA3072	□□□	□□□	□□	□□□	109.0#	561	67
	36 x 54'	RTEAA3654	□□□	□□□	□□	□□□	101.5#	693	67
	36 x 60"	RTEAA3660	□□□	□□□	□□	□□□	109.0#	691	67
	36 x 66"	RTEAA3666	□□□	□□□	□□	□□□	116.0#	696	67
	36 x 72"	RTEAA3672	□□□	□□□	□□	□□□	124.0#	701	67
	42 x 60"	RTEAA4260	□□□	□□□	□□	□□□	121.5#	697	67
	42 x 66"	RTEAA4266	□□□	□□□	□□	□□□	128.0#	697	67
	42 x 72"	RTEAA4272	□□□	□□□	□□	□□□	139.0#	697	67
	44 x 60"	RTEAA4460	□□□	□□□	□□	□□□	125.7#	810	67
	44 x 66"	RTEAA4466	□□□	□□□	□□	□□□	138.0#	810	67
	44 x 72"	RTEAA4472	□□□	□□□	□□	□□□	144.0#	810	67
	48 x 60"	RTEAA4860	□□□	□□□	□□	□□□	136.0#	855	67
	48 x 66"	RTEAA4866	□□□	□□□	□□	□□□	148.0#	857	67
	48 x 72"	RTEAA4872	□□□	□□□	□□	□□□	149.0#	859	67
			Ⓐ	Ⓑ	Ⓒ	Ⓓ	Ⓔ		

HOW TO ORDER

Indicate the following information on order form:
1. Quantity of each item.
2. Model number, including options. See "How To Build a Model Number".
3. Any special service required.

Note:
- The □ indicates that a choice is required.
- The absence of the □ indicates that no choice is required.
- Alpha-numeric characters in place of □ indicate that no other alternatives are available.

HOW TO BUILD A MODEL NUMBER

Ⓐ Select basic model/edge style.

74P	- 1-1/4" laminate top w/74P edge band

Ⓑ Select edge color.
Refer to the **Product Color Options** page in this price list.

Ⓒ Select surface finish.
Refer to the **Product Color Options** page in this price list.

Ⓓ Select base finish.
Refer to the **Product Color Options** page in this price list.

Ⓔ Select base option.

CCC	- Casters
BCF	- Casters/felt glides
BCN	- Casters/nylon glides
GFT	- Felt glides
GNY	- Nylon glides

FINISH INFORMATION

Additional Laminate Offering

Additional laminates beyond KI standard offering, are available with two weeks extended leadtime. To specify additional laminates, use these designators followed by the supplier's color/pattern code:

Formica - LF/supplier's color pattern code
Nevamar - LN/supplier's color pattern code
Wilsonart - LW/supplier's color pattern code

KI's standard laminate finish is the supplier's recommended finish for that color/pattern.
Note: Nonstandard laminates from these suppliers (example: textured laminates) require a Product Modification Request.
Contact customer service for details.

SPECIAL SERVICES

Special Carton Marking

With specially marked information N/C

Shipping

Ships **knocked down, FOB Bonduel, WI 54107, freight excluded.** Freight class 70.

Specifications and prices are subject to change without prior notice.

Ruckus® Activity Table (Freight Excluded Pricing)

1-1/4" Top - 74P Edge

Ruckus® Activity Table (Freight Excluded Pricing)
1-1/4" Top - 74P Edge

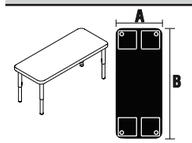

RTEHA

Floor Height Adjustable Rectangle Rounded Corners Table,12 to 19" H

- Tables are designed for maximum leg spacing
- All corners of surface are rounded
- Legs adjust with screws in 1" increments
- Legs are factory pre-set at 19"H
- Base only available in glides

MODEL	A x B	MODEL NUMBER: Basic Model/ Edge Style	Edge Color	Surface Finish	Base Finish	Base Option	Approx. Packaged Weight	Freight Excluded Pricing	Chrome Upcharge add to list price
	20 x 48"	RTEHA2048	□□□	□□□	□□	□□□	64.8#	$ 548	$ 72
	20 x 54"	RTEHA2054	□□□	□□□	□□	□□□	79.0#	560	72
	20 x 60"	RTEHA2060	□□□	□□□	□□	□□□	73.2#	563	72
	20 x 66"	RTEHA2066	□□□	□□□	□□	□□□	78.5#	573	72
	20 x 72"	RTEHA2072	□□□	□□□	□□	□□□	81.5#	579	72
	24 x 36"	RTEHA2436	□□□	□□□	□□	□□□	61.5#	533	72
	24 x 42"	RTEHA2442	□□□	□□□	□□	□□□	66.5#	545	72
	24 x 48"	RTEHA2448	□□□	□□□	□□	□□□	71.5#	550	72
	24 x 54"	RTEHA2454	□□□	□□□	□□	□□□	76.5#	561	72
	24 x 60"	RTEHA2460	□□□	□□□	□□	□□□	81.5#	564	72
	24 x 66"	RTEHA2466	□□□	□□□	□□	□□□	87.5#	576	72
	24 x 72"	RTEHA2472	□□□	□□□	□□	□□□	91.5#	580	72
	30 x 42"	RTEHA3042	□□□	□□□	□□	□□□	78.5#	576	72
	30 x 48"	RTEHA3048	□□□	□□□	□□	□□□	81.5#	582	72
	30 x 54"	RTEHA3054	□□□	□□□	□□	□□□	87.8#	589	72
	30 x 60"	RTEHA3060	□□□	□□□	□□	□□□	94.0#	592	72
	30 x 66"	RTEHA3066	□□□	□□□	□□	□□□	102.5#	595	72
	30 x 72"	RTEHA3072	□□□	□□□	□□	□□□	106.5#	599	72
	36 x 54"	RTEHA3654	□□□	□□□	□□	□□□	99.0#	725	72
	36 x 60"	RTEHA3660	□□□	□□□	□□	□□□	106.5#	727	72
	36 x 66"	RTEHA3666	□□□	□□□	□□	□□□	113.5#	731	72
	36 x 72"	RTEHA3672	□□□	□□□	□□	□□□	121.5#	738	72
			Ⓐ	Ⓑ	Ⓒ	Ⓓ	Ⓔ		

HOW TO ORDER

Indicate the following information on order form:
1. Quantity of each item.
2. Model number, including options. See "How To Build a Model Number".
3. Any special service required.

Note: • The □ indicates that a choice is required.
- The absence of the □ indicates that no choice is required.
- Alpha-numeric characters in place of □ indicate that no other alternatives are available.

HOW TO BUILD A MODEL NUMBER

Ⓐ Select basic model/edge style.

74P	- 1-1/4" laminate top w/74P edge band

Ⓑ Select edge color.
Refer to the **Product Color Options** page in this price list.

Ⓒ Select surface finish.
Refer to the **Product Color Options** page in this price list.

Ⓓ Select base finish.
Refer to the **Product Color Options** page in this price list.

Ⓔ Select base option.

GFT	- Felt glides
GNY	- Nylon glides

FINISH INFORMATION

Additional Laminate Offering

Additional laminates beyond KI standard offering, are available with two weeks extended leadtime. To specify additional laminates, use these designators followed by the supplier's color/pattern code:

Formica - LF/supplier's color pattern code
Nevamar - LN/supplier's color pattern code
Wilsonart - LW/supplier's color pattern code

KI's standard laminate finish is the supplier's recommended finish for that color/pattern.
Note: Nonstandard laminates from these suppliers (example: textured laminates) require a Product Modification Request.
Contact customer service for details.

SPECIAL SERVICES

Special Carton Marking

With specially marked information	N/C

Shipping

Ships **knocked down, FOB Bonduel, WI 54107, freight excluded.** Freight class 70.

Specifications and prices are subject to change without prior notice.

Ruckus® Activity Table (Freight Excluded Pricing)

1-1/4" Top - 74P Edge

Ruckus® Activity Table (Freight Excluded Pricing)
1-1/4" Top - 74P Edge

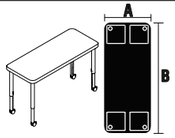

RTEEA

Sit Height Adjustable Rectangular Rounded Corners Table,20 to 33" H

- Casters and glides are interchangeable
- Tables are designed for maximum leg spacing
- All corners of surface are rounded
- Specify casters/glides to wheelbarrow
- Legs adjust with screws in 1" increments
- Legs are factory pre-set at 29"H
- 42x72, 44x72 and 48x72 have a center leg

MODEL	A x B	MODEL NUMBER Basic Model/ Edge Style	Edge Color	Surface Finish	Base Finish	Base Option	Approx. Packaged Weight	Freight Excluded Pricing	Chrome Upcharge add to list price
	20 x 48"	RTEEA2048	□□□	□□□	□□	□□□	69.3#	$ 553	$ 74
	20 x 54"	RTEEA2054	□□□	□□□	□□	□□□	73.5#	568	74
	20 x 60"	RTEEA2060	□□□	□□□	□□	□□□	77.7#	559	74
	20 x 66"	RTEEA2066	□□□	□□□	□□	□□□	83.0#	578	74
	20 x 72"	RTEEA2072	□□□	□□□	□□	□□□	86.0#	584	74
	24 x 30"	RTEEA2430	□□□	□□□	□□	□□□	61.0#	528	74
	24 x 36"	RTEEA2436	□□□	□□□	□□	□□□	66.0#	538	74
	24 x 48"	RTEEA2448	□□□	□□□	□□	□□□	76.0#	553	74
	24 x 54"	RTEEA2454	□□□	□□□	□□	□□□	81.0#	568	74
	24 x 60"	RTEEA2460	□□□	□□□	□□	□□□	86.0#	559	74
	24 x 66"	RTEEA2466	□□□	□□□	□□	□□□	92.0#	580	74
	24 x 72"	RTEEA2472	□□□	□□□	□□	□□□	96.0#	584	74
	30 x 48"	RTEEA3048	□□□	□□□	□□	□□□	86.0#	578	74
	30 x 54"	RTEEA3054	□□□	□□□	□□	□□□	92.3#	597	74
	30 x 60"	RTEEA3060	□□□	□□□	□□	□□□	98.5#	588	74
	30 x 66"	RTEEA3066	□□□	□□□	□□	□□□	106.0#	598	74
	30 x 72"	RTEEA3072	□□□	□□□	□□	□□□	111.0#	603	74
	36 x 54"	RTEEA3654	□□□	□□□	□□	□□□	103.5#	734	74
	36 x 60"	RTEEA3660	□□□	□□□	□□	□□□	111.0#	729	74
	36 x 66"	RTEEA3666	□□□	□□□	□□	□□□	118.0#	734	74
	36 x 72"	RTEEA3672	□□□	□□□	□□	□□□	126.0#	740	74
	42 x 60"	RTEEA4260	□□□	□□□	□□	□□□	123.5#	735	74
	42 x 66"	RTEEA4266	□□□	□□□	□□	□□□	130.0#	735	74
	42 x 72"	RTEEA4272	□□□	□□□	□□	□□□	141.0#	735	74
	44 x 60"	RTEEA4460	□□□	□□□	□□	□□□	127.7#	844	74
	44 x 66"	RTEEA4466	□□□	□□□	□□	□□□	140.0#	844	74
	44 x 72"	RTEEA4472	□□□	□□□	□□	□□□	146.0#	844	74
	48 x 60"	RTEEA4860	□□□	□□□	□□	□□□	108.5#	890	74
	48 x 66"	RTEEA4866	□□□	□□□	□□	□□□	115.5#	890	74
	48 x 72"	RTEEA4872	□□□	□□□	□□	□□□	123.5#	895	74
			Ⓐ	Ⓑ	Ⓒ	Ⓓ	Ⓔ		

HOW TO ORDER

Indicate the following information on order form:
1. Quantity of each item.
2. Model number, including options. See "How To Build a Model Number".
3. Any special service required.

Note:
- The □ indicates that a choice is required.
- The absence of the □ indicates that no choice is required.
- Alpha-numeric characters in place of □ indicate that no other alternatives are available.

HOW TO BUILD A MODEL NUMBER

Ⓐ Select basic model/edge style.

74P	- 1-1/4" laminate top w/74P edge band

Ⓑ Select edge color.
Refer to the **Product Color Options** page in this price list.

Ⓒ Select surface finish.
Refer to the **Product Color Options** page in this price list.

Ⓓ Select base finish.
Refer to the **Product Color Options** page in this price list.

Ⓔ Select base option.

CCC	- Casters
BCF	- Casters/felt glides
BCN	- Casters/nylon glides
GFT	- Felt glides
GNY	- Nylon glides

FINISH INFORMATION

Additional Laminate Offering

Additional laminates beyond KI standard offering, are available with two weeks extended leadtime. To specify additional laminates, use these designators followed by the supplier's color/pattern code:

Formica - LF/supplier's color pattern code
Nevamar - LN/supplier's color pattern code
Wilsonart - LW/supplier's color pattern code

KI's standard laminate finish is the supplier's recommended finish for that color/pattern.
Note: Nonstandard laminates from these suppliers (example: textured laminates) require a Product Modification Request.
Contact customer service for details.

SPECIAL SERVICES

Special Carton Marking

With specially marked information	N/C

Shipping

Ships **knocked down, FOB Bonduel, WI 54107, freight excluded.** Freight class 70.

Specifications and prices are subject to change without prior notice.

Ruckus® Activity Table (Freight Excluded Pricing)

1-1/4" Top - 74P Edge

Ruckus® Activity Table (Freight Excluded Pricing)
1-1/4" Top - 74P Edge

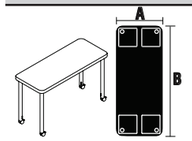

RTEFA

Sit-Stand Height Adjustable Rectangular Rounded Corners Table,29 to 42" H

- Casters and glides are interchangeable
- Tables are designed for maximum leg spacing
- All corners of surface are rounded
- Specify casters/glides to wheelbarrow
- Legs adjust with screws in 1" increments
- Legs are factory pre-set at 29"H
- 42x72, 44x72 and 48x72 have a center leg

MODEL	A x B	MODEL NUMBER: Basic Model/ Edge Style	Edge Color	Surface Finish	Base Finish	Base Option	Approx. Packaged Weight	Freight Excluded Pricing	Chrome Upcharge add to list price
	20 x 48"	RTEFA2048	□□□	□□□	□□	□□□	73.3#	$ 597	$ 84
	20 x 54"	RTEFA2054	□□□	□□□	□□	□□□	77.5#	614	84
	20 x 60"	RTEFA2060	□□□	□□□	□□	□□□	81.7#	605	84
	20 x 66"	RTEFA2066	□□□	□□□	□□	□□□	87.0#	623	84
	20 x 72"	RTEFA2072	□□□	□□□	□□	□□□	90.0#	629	84
	24 x 30"	RTEFA2430	□□□	□□□	□□	□□□	65.0#	571	84
	24 x 36"	RTEFA2436	□□□	□□□	□□	□□□	70.0#	582	84
	24 x 48"	RTEFA2448	□□□	□□□	□□	□□□	80.0#	597	84
	24 x 54"	RTEFA2454	□□□	□□□	□□	□□□	85.0#	614	84
	24 x 60"	RTEFA2460	□□□	□□□	□□	□□□	90.0#	605	84
	24 x 66"	RTEFA2466	□□□	□□□	□□	□□□	96.0#	625	84
	24 x 72"	RTEFA2472	□□□	□□□	□□	□□□	100.0#	629	84
	30 x 48"	RTEFA3048	□□□	□□□	□□	□□□	90.0#	624	84
	30 x 54"	RTEFA3054	□□□	□□□	□□	□□□	96.3#	646	84
	30 x 60"	RTEFA3060	□□□	□□□	□□	□□□	102.5#	635	84
	30 x 66"	RTEFA3066	□□□	□□□	□□	□□□	110.0#	646	84
	30 x 72"	RTEFA3072	□□□	□□□	□□	□□□	115.0#	650	84
	36 x 54"	RTEFA3654	□□□	□□□	□□	□□□	107.5#	790	84
	36 x 60"	RTEFA3660	□□□	□□□	□□	□□□	115.0#	784	84
	36 x 66"	RTEFA3666	□□□	□□□	□□	□□□	122.0#	788	84
	36 x 72"	RTEFA3672	□□□	□□□	□□	□□□	130.0#	795	84
	42 x 60"	RTEFA4260	□□□	□□□	□□	□□□	127.5#	790	84
	42 x 66"	RTEFA4266	□□□	□□□	□□	□□□	134.0#	790	84
	42 x 72"	RTEFA4272	□□□	□□□	□□	□□□	145.0#	790	84
	44 x 60"	RTEFA4460	□□□	□□□	□□	□□□	131.7#	906	84
	44 x 66"	RTEFA4466	□□□	□□□	□□	□□□	144.0#	906	84
	44 x 72"	RTEFA4472	□□□	□□□	□□	□□□	150.0#	906	84
	48 x 60"	RTEFA4860	□□□	□□□	□□	□□□	140.0#	951	84
	48 x 66"	RTEFA4866	□□□	□□□	□□	□□□	152.0#	953	84
	48 x 72"	RTEFA4872	□□□	□□□	□□	□□□	153.0#	955	84
			Ⓐ	Ⓑ	Ⓒ	Ⓓ	Ⓔ		

HOW TO ORDER

Indicate the following information on order form:
1. Quantity of each item.
2. Model number, including options. See "How To Build a Model Number".
3. Any special service required.

Note:
- The □ indicates that a choice is required.
- The absence of the □ indicates that no choice is required.
- Alpha-numeric characters in place of □ indicate that no other alternatives are available.

HOW TO BUILD A MODEL NUMBER

Ⓐ Select basic model/edge style.

74P	- 1-1/4" laminate top w/74P edge band

Ⓑ Select edge color.
Refer to the **Product Color Options** page in this price list.

Ⓒ Select surface finish.
Refer to the **Product Color Options** page in this price list.

Ⓓ Select base finish.
Refer to the **Product Color Options** page in this price list.

Ⓔ Select base option.

CCC	- Casters
BCF	- Casters/felt glides
BCN	- Casters/nylon glides
GFT	- Felt glides
GNY	- Nylon glides

FINISH INFORMATION

Additional Laminate Offering

Additional laminates beyond KI standard offering, are available with two weeks extended leadtime. To specify additional laminates, use these designators followed by the supplier's color/pattern code:

Formica - LF/supplier's color pattern code
Nevamar - LN/supplier's color pattern code
Wilsonart - LW/supplier's color pattern code

KI's standard laminate finish is the supplier's recommended finish for that color/pattern.
Note: Nonstandard laminates from these suppliers (example: textured laminates) require a Product Modification Request.
Contact customer service for details.

SPECIAL SERVICES

Special Carton Marking

With specially marked information N/C

Shipping

Ships **knocked down, FOB Bonduel, WI 54107, freight excluded.** Freight class 70.

Specifications and prices are subject to change without prior notice.

Ruckus® Activity Table (Freight Excluded Pricing)

1-1/4" Top - 74P Edge

Ruckus® Activity Table (Freight Excluded Pricing)
1-1/4" Top - 74P Edge

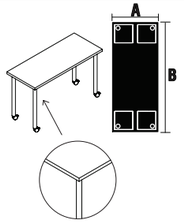

RXEAA

Fixed Height Rectangular Square Corners Table,29" H

- Casters and glides are interchangeable
- Tables are designed for maximum leg spacing
- All corners of surface are squared
- Specify casters/glides to wheelbarrow
- 42x72 ,44x72 and 48x72 have a center leg

MODEL	A x B	MODEL NUMBER Basic Model/ Edge Style	Edge Color	Surface Finish	Base Finish	Base Option	Approx. Packaged Weight	Freight Excluded Pricing	Chrome Upcharge add to list price
	20 x 48"	RXEAA2048	□□□	□□□	□□	□□□	68.0#	$ 506	$ 67
	20 x 54"	RXEAA2054	□□□	□□□	□□	□□□	72.0#	520	67
	20 x 60"	RXEAA2060	□□□	□□□	□□	□□□	77.0#	523	67
	20 x 66"	RXEAA2066	□□□	□□□	□□	□□□	82.0#	533	67
	20 x 72"	RXEAA2072	□□□	□□□	□□	□□□	85.0#	541	67
	24 x 30"	RXEAA2430	□□□	□□□	□□	□□□	60.0#	480	67
	24 x 36"	RXEAA2436	□□□	□□□	□□	□□□	65.0#	491	67
	24 x 48"	RXEAA2448	□□□	□□□	□□	□□□	75.0#	506	67
	24 x 54"	RXEAA2454	□□□	□□□	□□	□□□	80.0#	520	67
	24 x 60"	RXEAA2460	□□□	□□□	□□	□□□	85.0#	523	67
	24 x 66"	RXEAA2466	□□□	□□□	□□	□□□	91.0#	536	67
	24 x 72"	RXEAA2472	□□□	□□□	□□	□□□	95.0#	541	67
	30 x 48"	RXEAA3048	□□□	□□□	□□	□□□	85.0#	533	67
	30 x 54"	RXEAA3054	□□□	□□□	□□	□□□	91.0#	554	67
	30 x 60"	RXEAA3060	□□□	□□□	□□	□□□	98.0#	545	67
	30 x 66"	RXEAA3066	□□□	□□□	□□	□□□	105.0#	557	67
	30 x 72"	RXEAA3072	□□□	□□□	□□	□□□	110.0#	561	67
	36 x 54"	RXEAA3654	□□□	□□□	□□	□□□	103.0#	691	67
	36 x 60"	RXEAA3660	□□□	□□□	□□	□□□	110.0#	693	67
	36 x 66"	RXEAA3666	□□□	□□□	□□	□□□	117.0#	696	67
	36 x 72"	RXEAA3672	□□□	□□□	□□	□□□	125.0#	701	67
	42 x 60"	RXEAA4260	□□□	□□□	□□	□□□	123.0#	697	67
	42 x 66"	RXEAA4266	□□□	□□□	□□	□□□	129.0#	700	67
	42 x 72"	RXEAA4272	□□□	□□□	□□	□□□	140.0#	702	67
	44 x 60"	RXEAA4460	□□□	□□□	□□	□□□	127.0#	810	67
	44 x 66"	RXEAA4466	□□□	□□□	□□	□□□	139.0#	812	67
	44 x 72"	RXEAA4472	□□□	□□□	□□	□□□	145.0#	814	67
	48 x 60"	RXEAA4860	□□□	□□□	□□	□□□	137.0#	855	67
	48 x 66"	RXEAA4866	□□□	□□□	□□	□□□	149.0#	857	67
	48 x 72"	RXEAA4872	□□□	□□□	□□	□□□	150.0#	859	67
			Ⓐ	Ⓑ	Ⓒ	Ⓓ	Ⓔ		

HOW TO ORDER

Indicate the following information on order form:
1. Quantity of each item.
2. Model number, including options. See "How To Build a Model Number".
3. Any special service required.

Note: • The □ indicates that a choice is required.
- The absence of the □ indicates that no choice is required.
- Alpha-numeric characters in place of □ indicate that no other alternatives are available.

HOW TO BUILD A MODEL NUMBER

Ⓐ Select basic model/edge style.

74P	- 1-1/4" laminate top w/74P edge band

Ⓑ Select edge color.
Refer to the **Product Color Options** page in this price list.

Ⓒ Select surface finish.
Refer to the **Product Color Options** page in this price list.

Ⓓ Select base finish.
Refer to the **Product Color Options** page in this price list.

Ⓔ Select base option.

CCC	- Casters
BCF	- Casters/felt glides
BCN	- Casters/nylon glides
GFT	- Felt glides
GNY	- Nylon glides

FINISH INFORMATION

Additional Laminate Offering

Additional laminates beyond KI standard offering, are available with two weeks extended leadtime. To specify additional laminates, use these designators followed by the supplier's color/pattern code:

Formica - LF/supplier's color pattern code
Nevamar - LN/supplier's color pattern code
Wilsonart - LW/supplier's color pattern code

KI's standard laminate finish is the supplier's recommended finish for that color/pattern.
Note: Nonstandard laminates from these suppliers (example: textured laminates) require a Product Modification Request.
Contact customer service for details.

SPECIAL SERVICES

Special Carton Marking

With specially marked information N/C

Shipping

Ships **knocked down, FOB Bonduel, WI 54107, freight excluded.** Freight class 70.

Specifications and prices are subject to change without prior notice.

Ruckus® Activity Table (Freight Excluded Pricing)

1-1/4" Top - 74P Edge

Ruckus® Activity Table (Freight Excluded Pricing)
1-1/4" Top - 74P Edge

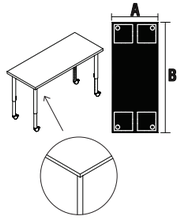

Sit Height Adjustable Rectangle Square Corners Table,20 to 33" H

- Casters and glides are interchangeable
- Tables are designed for maximum leg spacing
- All corners of surface are squared
- Specify casters/glides to wheelbarrow
- Legs adjust with screws in 1" increments
- Legs are factory pre-set at 29"H
- 42x72, 44x72 and 48x72 have a center leg

RXEEA

MODEL	A x B	MODEL NUMBER Basic Model/ Edge Style	Edge Color	Surface Finish	Base Finish	Base Option	Approx. Packaged Weight	Freight Excluded Pricing	Chrome Upcharge add to list price
	20 x 48"	RXEEA2048	□□□	□□□	□□	□□□	70.0#	$ 553	$ 74
	20 x 54"	RXEEA2054	□□□	□□□	□□	□□□	74.0#	566	74
	20 x 60"	RXEEA2060	□□□	□□□	□□	□□□	79.0#	568	74
	20 x 66"	RXEEA2066	□□□	□□□	□□	□□□	84.0#	578	74
	20 x 72"	RXEEA2072	□□□	□□□	□□	□□□	87.0#	584	74
	24 x 30"	RXEEA2430	□□□	□□□	□□	□□□	62.0#	528	74
	24 x 36"	RXEEA2436	□□□	□□□	□□	□□□	67.0#	538	74
	24 x 48"	RXEEA2448	□□□	□□□	□□	□□□	77.0#	553	74
	24 x 54"	RXEEA2454	□□□	□□□	□□	□□□	82.0#	566	74
	24 x 60"	RXEEA2460	□□□	□□□	□□	□□□	87.0#	568	74
	24 x 66"	RXEEA2466	□□□	□□□	□□	□□□	93.0#	580	74
	24 x 72"	RXEEA2472	□□□	□□□	□□	□□□	97.0#	584	74
	30 x 48"	RXEEA3048	□□□	□□□	□□	□□□	87.0#	578	74
	30 x 54"	RXEEA3054	□□□	□□□	□□	□□□	93.0#	595	74
	30 x 60"	RXEEA3060	□□□	□□□	□□	□□□	100.0#	597	74
	30 x 66"	RXEEA3066	□□□	□□□	□□	□□□	107.0#	598	74
	30 x 72"	RXEEA3072	□□□	□□□	□□	□□□	112.0#	603	74
	36 x 54"	RXEEA3654	□□□	□□□	□□	□□□	105.0#	731	74
	36 x 60"	RXEEA3660	□□□	□□□	□□	□□□	112.0#	734	74
	36 x 66"	RXEEA3666	□□□	□□□	□□	□□□	119.0#	736	74
	36 x 72"	RXEEA3672	□□□	□□□	□□	□□□	127.0#	740	74
	42 x 60"	RXEEA4260	□□□	□□□	□□	□□□	125.0#	735	74
	42 x 66"	RXEEA4266	□□□	□□□	□□	□□□	131.0#	737	74
	42 x 72"	RXEEA4272	□□□	□□□	□□	□□□	142.0#	740	74
	44 x 60"	RXEEA4460	□□□	□□□	□□	□□□	129.0#	844	74
	44 x 66"	RXEEA4466	□□□	□□□	□□	□□□	141.0#	847	74
	44 x 72"	RXEEA4472	□□□	□□□	□□	□□□	147.0#	850	74
	48 x 60"	RXEEA4860	□□□	□□□	□□	□□□	139.0#	890	74
	48 x 66"	RXEEA4866	□□□	□□□	□□	□□□	151.0#	893	74
	48 x 72"	RXEEA4872	□□□	□□□	□□	□□□	152.0#	895	74
			Ⓐ	Ⓑ	Ⓒ	Ⓓ	Ⓔ		

HOW TO ORDER

Indicate the following information on order form:
1. Quantity of each item.
2. Model number, including options. See "How To Build a Model Number".
3. Any special service required.

Note: • The □ indicates that a choice is required.
- The absence of the □ indicates that no choice is required.
- Alpha-numeric characters in place of □ indicate that no other alternatives are available.

HOW TO BUILD A MODEL NUMBER

Ⓐ Select basic model/edge style.

74P	- 1-1/4" laminate top w/74P edge band

Ⓑ Select edge color.
Refer to the **Product Color Options** page in this price list.

Ⓒ Select surface finish.
Refer to the **Product Color Options** page in this price list.

Ⓓ Select base finish.
Refer to the **Product Color Options** page in this price list.

Ⓔ Select base option.

CCC	- Casters
BCF	- Casters/felt glides
BCN	- Casters/nylon glides
GFT	- Felt glides
GNY	- Nylon glides

FINISH INFORMATION

Additional Laminate Offering

Additional laminates beyond KI standard offering, are available with two weeks extended leadtime. To specify additional laminates, use these designators followed by the supplier's color/pattern code:

Formica - LF/supplier's color pattern code
Nevamar - LN/supplier's color pattern code
Wilsonart - LW/supplier's color pattern code

KI's standard laminate finish is the supplier's recommended finish for that color/pattern.
Note: Nonstandard laminates from these suppliers (example: textured laminates) require a Product Modification Request.
Contact customer service for details.

SPECIAL SERVICES

Special Carton Marking

With specially marked information	N/C

Shipping

Ships **knocked down, FOB Bonduel, WI 54107, freight excluded.** Freight class 70.

Specifications and prices are subject to change without prior notice.

Ruckus® Activity Table (Freight Excluded Pricing)

1-1/4" Top - 74P Edge

Ruckus® Activity Table (Freight Excluded Pricing)
1-1/4" Top - 74P Edge

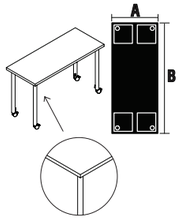

RXEFA

Sit-Stand Height Adjustable Rectangular Squared Corners Table,29 to 42" H

- Casters and glides are interchangeable
- Tables are designed for maximum leg spacing
- All corners of surface are squared
- Specify casters/glides to wheelbarrow
- Legs adjust with screws in 1" increments
- Legs are factory pre-set at 29"H
- 42x72, 44x72 and 48x72 have a center leg

MODEL	A x B	MODEL NUMBER: Basic Model/ Edge Style	Edge Color	Surface Finish	Base Finish	Base Option	Approx. Packaged Weight	Freight Excluded Pricing	Chrome Upcharge add to list price
	20 x 48"	RXEFA2048	□□□	□□□	□□	□□□	74.0#	$ 597	$ 84
	20 x 54"	RXEFA2054	□□□	□□□	□□	□□□	78.0#	612	84
	20 x 60"	RXEFA2060	□□□	□□□	□□	□□□	83.0#	614	84
	20 x 66"	RXEFA2066	□□□	□□□	□□	□□□	88.0#	623	84
	20 x 72"	RXEFA2072	□□□	□□□	□□	□□□	91.0#	629	84
	24 x 30"	RXEFA2430	□□□	□□□	□□	□□□	66.0#	571	84
	24 x 36"	RXEFA2436	□□□	□□□	□□	□□□	71.0#	582	84
	24 x 48"	RXEFA2448	□□□	□□□	□□	□□□	81.0#	597	84
	24 x 54"	RXEFA2454	□□□	□□□	□□	□□□	86.0#	612	84
	24 x 60"	RXEFA2460	□□□	□□□	□□	□□□	91.0#	614	84
	24 x 66"	RXEFA2466	□□□	□□□	□□	□□□	97.0#	625	84
	24 x 72"	RXEFA2472	□□□	□□□	□□	□□□	101.0#	629	84
	30 x 48"	RXEFA3048	□□□	□□□	□□	□□□	91.0#	624	84
	30 x 54"	RXEFA3054	□□□	□□□	□□	□□□	97.0#	643	84
	30 x 60"	RXEFA3060	□□□	□□□	□□	□□□	104.0#	646	84
	30 x 66"	RXEFA3066	□□□	□□□	□□	□□□	111.0#	651	84
	30 x 72"	RXEFA3072	□□□	□□□	□□	□□□	116.0#	656	84
	36 x 54"	RXEFA3654	□□□	□□□	□□	□□□	109.0#	782	84
	36 x 60"	RXEFA3660	□□□	□□□	□□	□□□	116.0#	784	84
	36 x 66"	RXEFA3666	□□□	□□□	□□	□□□	123.0#	788	84
	36 x 72"	RXEFA3672	□□□	□□□	□□	□□□	131.0#	795	84
	42 x 60"	RXEFA4260	□□□	□□□	□□	□□□	129.0#	800	84
	42 x 66"	RXEFA4266	□□□	□□□	□□	□□□	135.0#	N/A	84
	42 x 72"	RXEFA4272	□□□	□□□	□□	□□□	146.0#	816	84
	44 x 60"	RXEFA4460	□□□	□□□	□□	□□□	133.0#	916	84
	44 x 66"	RXEFA4466	□□□	□□□	□□	□□□	145.0#	918	84
	44 x 72"	RXEFA4472	□□□	□□□	□□	□□□	151.0#	921	84
	48 x 60"	RXEFA4860	□□□	□□□	□□	□□□	143.0#	N/A	84
	48 x 66"	RXEFA4866	□□□	□□□	□□	□□□	155.0#	953	84
	48 x 72"	RXEFA4872	□□□	□□□	□□	□□□	156.0#	955	84
			Ⓐ	Ⓑ	Ⓒ	Ⓓ	Ⓔ		

HOW TO ORDER

Indicate the following information on order form:
1. Quantity of each item.
2. Model number, including options. See "How To Build a Model Number".
3. Any special service required.

Note:
- The □ indicates that a choice is required.
- The absence of the □ indicates that no choice is required.
- Alpha-numeric characters in place of □ indicate that no other alternatives are available.

HOW TO BUILD A MODEL NUMBER

Ⓐ Select basic model/edge style.

74P	- 1-1/4" laminate top w/74P edge band

Ⓑ Select edge color.
Refer to the **Product Color Options** page in this price list.

Ⓒ Select surface finish.
Refer to the **Product Color Options** page in this price list.

Ⓓ Select base finish.
Refer to the **Product Color Options** page in this price list.

Ⓔ Select base option.

CCC	- Casters
BCF	- Casters/felt glides
BCN	- Casters/nylon glides
GFT	- Felt glides
GNY	- Nylon glides

FINISH INFORMATION

Additional Laminate Offering

Additional laminates beyond KI standard offering, are available with two weeks extended leadtime. To specify additional laminates, use these designators followed by the supplier's color/pattern code:

Formica - LF/supplier's color pattern code
Nevamar - LN/supplier's color pattern code
Wilsonart - LW/supplier's color pattern code

KI's standard laminate finish is the supplier's recommended finish for that color/pattern.
Note: Nonstandard laminates from these suppliers (example: textured laminates) require a Product Modification Request.
Contact customer service for details.

SPECIAL SERVICES

Special Carton Marking

With specially marked information	N/C

Shipping

Ships **knocked down, FOB Bonduel, WI 54107, freight excluded.** Freight class 70.

Specifications and prices are subject to change without prior notice.

Ruckus® Activity Table (Freight Excluded Pricing)

1-1/4" Top - 74P Edge

Ruckus® Activity Table (Freight Excluded Pricing)
1-1/4" Top - 74P Edge

	MODEL	A	MODEL NUMBER Basic Model/ Edge Style	Edge Color	Surface Finish	Base Finish	Base Option	Approx. Packaged Weight	Freight Excluded Pricing	Chrome Upcharge add to list price
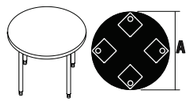 RTEAB	**Fixed Height Round Table,29" H** • Casters and glides are interchangeable • Tables are designed for maximum leg spacing • Specify casters/glides to wheelbarrow	36"	RTEAB36	□□□	□□□	□□	□□□	69.0#	$ 536	$ 67
		42"	RTEAB42	□□□	□□□	□□	□□□	82.0#	603	67
		48"	RTEAB48	□□□	□□□	□□	□□□	97.0#	648	67
		60"	RTEAB60	□□□	□□□	□□	□□□	132.0#	755	67
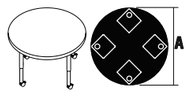 RTEHB	**Floor Height Adjustable Round Table,12 to 19" H** • Tables are designed for maximum leg spacing • Base only available in glides • Legs adjust with screws in 1" increments • Legs are factory pre-set at 19"H	36"	RTEHB36	□□□	□□□	□□	□□□	66.5#	$ 595	$ 72
		42"	RTEHB42	□□□	□□□	□□	□□□	79.5#	662	72
		48"	RTEHB48	□□□	□□□	□□	□□□	94.5#	708	72
		60"	RTEHB60	□□□	□□□	□□	□□□	129.5#	814	72
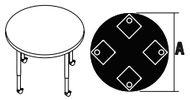 RTEEB	**Sit Height Adjustable Round Table,20 to 33" H** • Casters and glides are interchangeable • Tables are designed for maximum leg spacing • Specify casters/glides to wheelbarrow • Legs adjust with screws in 1" increments • Legs are factory pre-set at 29"H	36"	RTEEB36	□□□	□□□	□□	□□□	71.0#	$ 598	$ 74
		42"	RTEEB42	□□□	□□□	□□	□□□	84.0#	665	74
		48"	RTEEB48	□□□	□□□	□□	□□□	99.0#	711	74
		60"	RTEEB60	□□□	□□□	□□	□□□	134.0#	818	74
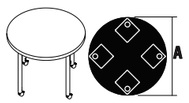 RTEFB	**Sit-Stand Height Adjustable Round Table,29 to 42" H** • Casters and glides are interchangeable • Tables are designed for maximum leg spacing • Specify casters/glides to wheelbarrow • Legs adjust with screws in 1" increments • Legs are factory pre-set at 29"H	36"	RTEFB36	□□□	□□□	□□	□□□	75.0#	$ 613	$ 84
		42"	RTEFB42	□□□	□□□	□□	□□□	88.0#	681	84
		48"	RTEFB48	□□□	□□□	□□	□□□	103.0#	725	84
		60"	RTEFB60	□□□	□□□	□□	□□□	138.0#	833	84
				Ⓑ	Ⓒ	Ⓓ	Ⓔ			

HOW TO ORDER

Indicate the following information on order form:
1. Quantity of each item.
2. Model number, including options. See "How To Build a Model Number".
3. Any special service required.

Note: • The □ indicates that a choice is required.
- The absence of the □ indicates that no choice is required.
- Alpha-numeric characters in place of □ indicate that no other alternatives are available.

HOW TO BUILD A MODEL NUMBER

Ⓐ Select basic model/edge style.

74P	- 1-1/4" laminate top w/74P edge band

Ⓑ Select edge color.
Refer to the **Product Color Options** page in this price list.

Ⓒ Select surface finish.
Refer to the **Product Color Options** page in this price list.

Ⓓ Select base finish.
Refer to the **Product Color Options** page in this price list.

Ⓔ Select base option.

CCC	- Casters
BCF	- Casters/felt glides
BCN	- Casters/nylon glides
GFT	- Felt glides
GNY	- Nylon glides

Base options for Floor Activity Height are ONLY Felt glides - GFT and Nylon glides - GNY

FINISH INFORMATION

Additional Laminate Offering

Additional laminates beyond KI standard offering, are available with two weeks extended leadtime. To specify additional laminates, use these designators followed by the supplier's color/pattern code:

Formica - LF/supplier's color pattern code
Nevamar - LN/supplier's color pattern code
Wilsonart - LW/supplier's color pattern code

KI's standard finish is the supplier's recommended finish for that color/pattern. Note: Nonstandard laminates from these suppliers (example: textured laminates), require an upcharge and additional leadtime.
Contact KI.

SPECIAL SERVICES

Special Carton Marking

With specially marked information N/C

Shipping

Ships **knocked down, FOB Bonduel, WI 54107, freight excluded.** Freight class 70.

Specifications and prices are subject to change without prior notice.

Ruckus® Activity Table (Freight Excluded Pricing)

1-1/4" Top - 74P Edge

Ruckus® Activity Table (Freight Excluded Pricing)
1-1/4" Top - 74P Edge

	MODEL	A	MODEL NUMBER: Basic Model/ Edge Style	Edge Color	Surface Finish	Base Finish	Base Option	Approx. Packaged Weight	Freight Excluded Pricing	Chrome Upcharge add to list price
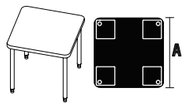 RTEAC	**Fixed Height Square Table,29" H** • Casters and glides are interchangeable • Tables are designed for maximum leg spacing • All corners of surface are rounded • Specify casters/glides to wheelbarrow	30"	RTEAC30	□□□	□□□	□□	□□□	65.3#	$ 469	$ 67
		36"	RTEAC36	□□□	□□□	□□	□□□	79.0#	536	67
		42"	RTEAC42	□□□	□□□	□□	□□□	95.3#	603	67
		48"	RTEAC48	□□□	□□□	□□	□□□	114.0#	648	67
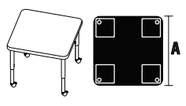 RTEHC	**Floor Height Adjustable Square Table,12 to 19" H** • Tables are designed for maximum leg spacing • All corners of surface are rounded • Base only available in glides • Legs adjust with screws in 1" increments • Legs are factory pre-set at 19"H	30"	RTEHC30	□□□	□□□	□□	□□□	62.8#	$ 529	$ 72
		36"	RTEHC36	□□□	□□□	□□	□□□	76.5#	595	72
		42"	RTEHC42	□□□	□□□	□□	□□□	92.8#	662	72
		48"	RTEHC48	□□□	□□□	□□	□□□	111.5#	708	72
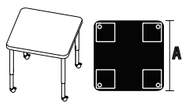 RTEEC	**Sit Height Adjustable Square Table,20 to 33" H** • Casters and glides are interchangeable • Tables are designed for maximum leg spacing • All corners of surface are rounded • Specify casters/glides to wheelbarrow • Legs adjust with screws in 1" increments • Legs are factory pre-set at 29"H	30"	RTEEC30	□□□	□□□	□□	□□□	67.3#	$ 532	$ 74
		36"	RTEEC36	□□□	□□□	□□	□□□	81.0#	598	74
		42"	RTEEC42	□□□	□□□	□□	□□□	97.3#	665	74
		48"	RTEEC48	□□□	□□□	□□	□□□	116.0#	711	74
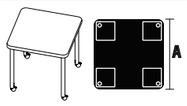 RTEFC	**Sit-Stand Height Adjustable Square Table,29 to 42" H** • Casters and glides are interchangeable • Tables are designed for maximum leg spacing • All corners of surface are rounded • Specify casters/glides to wheelbarrow • Legs adjust with screws in 1" increments • Legs are factory pre-set at 29"H	30"	RTEFC30	□□□	□□□	□□	□□□	71.3#	$ 547	$ 84
		36"	RTEFC36	□□□	□□□	□□	□□□	85.0#	613	84
		42"	RTEFC42	□□□	□□□	□□	□□□	101.3#	681	84
		48"	RTEFC48	□□□	□□□	□□	□□□	120.0#	725	84
				Ⓑ	Ⓒ	Ⓓ	Ⓔ			

HOW TO ORDER

Indicate the following information on order form:
1. Quantity of each item.
2. Model number, including options. See "How To Build a Model Number".
3. Any special service required.

Note: • The □ indicates that a choice is required.
- The absence of the □ indicates that no choice is required.
- Alpha-numeric characters in place of □ indicate that no other alternatives are available.

HOW TO BUILD A MODEL NUMBER

Ⓐ Select basic model/edge style.
- **74P** - 1-1/4" laminate top w/74P edge band

Ⓑ Select edge color.
Refer to the **Product Color Options** page in this price list.

Ⓒ Select surface finish.
Refer to the **Product Color Options** page in this price list.

Ⓓ Select base finish.
Refer to the **Product Color Options** page in this price list.

Ⓔ Select base option.
- **CCC** - Casters
- **BCF** - Casters/felt glides
- **BCN** - Casters/nylon glides
- **GFT** - Felt glides
- **GNY** - Nylon glides

Base options for Floor Activity Height are ONLY Felt glides - GFT and Nylon glides - GNY

FINISH INFORMATION

Additional Laminate Offering

Additional laminates beyond KI standard offering, are available with two weeks extended leadtime. To specify additional laminates, use these designators followed by the supplier's color/pattern code:

Formica - LF/supplier's color pattern code
Nevamar - LN/supplier's color pattern code
Wilsonart - LW/supplier's color pattern code

KI's standard finish is the supplier's recommended finish for that color/pattern. Note: Nonstandard laminates from these suppliers (example: textured laminates), require an upcharge and additional leadtime.
Contact KI.

SPECIAL SERVICES

Special Carton Marking

With specially marked information N/C

Shipping

Ships **knocked down, FOB Bonduel, WI 54107, freight excluded.** Freight class 70.

Specifications and prices are subject to change without prior notice.

Ruckus® Activity Table (Freight Excluded Pricing)

1-1/4" Top - 74P Edge

Ruckus® Activity Table (Freight Excluded Pricing)
1-1/4" Top - 74P Edge

	MODEL	A x B	MODEL NUMBER: Basic Model/ Edge Style	Edge Color	Surface Finish	Base Finish	Base Option	Approx. Packaged Weight	Freight Excluded Pricing	Chrome Upcharge add to list price
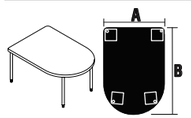 RTEAD	**Fixed Height D-Shaped Table,29" H** • Casters and glides are interchangeable • Tables are designed for maximum leg spacing • All corners of surface are rounded • Specify casters/glides to wheelbarrow	42 x 60"	RTEAD4260	□□□	□□□	□□	□□□	115.0#	$ 674	$ 67
		48 x 60"	RTEAD4860	□□□	□□□	□□	□□□	125.0#	681	67
		48 x 72"	RTEAD4872	□□□	□□□	□□	□□□	145.0#	759	67
		60 x 72"	RTEAD6072	□□□	□□□	□□	□□□	170.0#	769	67
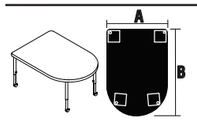 RTEED	**Sit Height Adjustable D-Shaped Table,20 to 33" H** • Casters and glides are interchangeable • Tables are designed for maximum leg spacing • All corners of surface are rounded • Specify casters/glides to wheelbarrow • Legs adjust with screws in 1" increments • Legs are factory pre-set at 29"H	42 x 60"	RTEED4260	□□□	□□□	□□	□□□	117.0#	$ 735	$ 74
		48 x 60"	RTEED4860	□□□	□□□	□□	□□□	127.0#	741	74
		48 x 72"	RTEED4872	□□□	□□□	□□	□□□	147.0#	820	74
		60 x 72"	RTEED6072	□□□	□□□	□□	□□□	172.0#	830	74
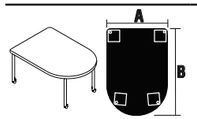 RTEFD	**Sit-Stand Height Adjustable D-Shaped Table,29 to 42" H** • Casters and glides are interchangeable • Tables are designed for maximum leg spacing • All corners of surface are rounded • Specify casters/glides to wheelbarrow • Legs adjust with screws in 1" increments • Legs are factory pre-set at 29"H	42 x 60"	RTEFD4260	□□□	□□□	□□	□□□	121.0#	$ 749	$ 84
		48 x 60"	RTEFD4860	□□□	□□□	□□	□□□	131.0#	757	84
		48 x 72"	RTEFD4872	□□□	□□□	□□	□□□	151.0#	837	84
		60 x 72"	RTEFD6072	□□□	□□□	□□	□□□	176.0#	844	84

Ⓐ Ⓑ Ⓒ Ⓓ Ⓔ

HOW TO ORDER

Indicate the following information on order form:
1. Quantity of each item.
2. Model number, including options. See "How To Build a Model Number".
3. Any special service required.

Note: • The □ indicates that a choice is required.
- The absence of the □ indicates that no choice is required.
- Alpha-numeric characters in place of □ indicate that no other alternatives are available.

HOW TO BUILD A MODEL NUMBER

Ⓐ Select basic model/edge style.

74P	- 1-1/4" laminate top w/74P edge band

Ⓑ Select edge color.
Refer to the **Product Color Options** page in this price list.

Ⓒ Select surface finish.
Refer to the **Product Color Options** page in this price list.

Ⓓ Select base finish.
Refer to the **Product Color Options** page in this price list.

Ⓔ Select base option.

CCC	- Casters
BCF	- Casters/felt glides
BCN	- Casters/nylon glides
GFT	- Felt glides
GNY	- Nylon glides

FINISH INFORMATION

Additional Laminate Offering

Additional laminates beyond KI standard offering, are available with two weeks extended leadtime. To specify additional laminates, use these designators followed by the supplier's color/pattern code:

Formica - LF/supplier's color pattern code
Nevamar - LN/supplier's color pattern code
Wilsonart - LW/supplier's color pattern code

KI's standard finish is the supplier's recommended finish for that color/pattern. Note: Nonstandard laminates from these suppliers (example: textured laminates), require an upcharge and additional leadtime.
Contact KI.

SPECIAL SERVICES

Special Carton Marking

With specially marked information	N/C

Shipping

Ships **knocked down, FOB Bonduel, WI 54107, freight excluded.** Freight class 70.

Specifications and prices are subject to change without prior notice.

Ruckus® Activity Table (Freight Excluded Pricing)

1-1/4" Top - 74P Edge

Ruckus® Activity Table (Freight Excluded Pricing)
1-1/4" Top - 74P Edge

	MODEL	A x B x C	MODEL NUMBER Basic Model/ Edge Style	Edge Color	Surface Finish	Base Finish	Base Option	Approx. Packaged Weight	Freight Excluded Pricing	Chrome Upcharge add to list price
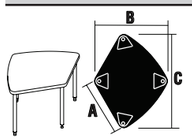 RTEAE	**Fixed Height Diamond Table,29" H** • Casters and glides are interchangeable • Tables are designed for maximum leg spacing • All corners of surface are rounded • Specify casters/glides to wheelbarrow • 3 tables combine to form a guitar pick	30 x 39 x 50"	RTEAE30-74P	□□□	□□□	□□	□□□	48.0#	$ 633	$ 67
		36 x 47 x 60"	RTEAE36-74P	□□□	□□□	□□	□□□	59.0#	656	67
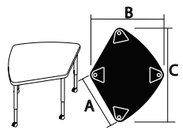 RTEEE	**Sit Height Adjustable Diamond Table,20 to 33" H** • Casters and glides are interchangeable • Tables are designed for maximum leg spacing • All corners of surface are rounded • Specify casters/glides to wheelbarrow • Legs adjust with screws in 1" increments • Legs are factory pre-set at 29"H • 3 tables combine to form a guitar pick	30 x 39 x 50"	RTEEE30-74P	□□□	□□□	□□	□□□	50.0#	$ 681	$ 74
		36 x 47 x 60"	RTEEE36-74P	□□□	□□□	□□	□□□	61.0#	706	74
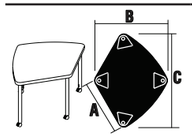 RTEFE	**Sit-Stand Height Adjustable Diamond Table,29 to 42" H** • Casters and glides are interchangeable • Tables are designed for maximum leg spacing • All corners of surface are rounded • Specify casters/glides to wheelbarrow • Legs adjust with screws in 1" increments • Legs are factory pre-set at 29"H • 3 tables combine to form a guitar pick	30 x 39 x 50"	RTEFE30-74P	□□□	□□□	□□	□□□	54.0#	$ 717	$ 84
		36 x 47 x 60"	RTEFE36-74P	□□□	□□□	□□	□□□	65.0#	743	84

Ⓐ Ⓑ Ⓒ Ⓓ Ⓔ

HOW TO ORDER

Indicate the following information on order form:
1. Quantity of each item.
2. Model number, including options. See "How To Build a Model Number".
3. Any special service required.

Note: • The □ indicates that a choice is required.
- The absence of the □ indicates that no choice is required.
- Alpha-numeric characters in place of □ indicate that no other alternatives are available.

HOW TO BUILD A MODEL NUMBER

Ⓐ Select basic model/edge style.

74P	- 1-1/4" laminate top w/74P edge band

Ⓑ Select edge color.
Refer to the **Product Color Options** page in this price list.

Ⓒ Select surface finish.
Refer to the **Product Color Options** page in this price list.

Ⓓ Select base finish.
Refer to the **Product Color Options** page in this price list.

Ⓔ Select base option.

CCC	- Casters
BCF	- Casters/felt glides
BCN	- Casters/nylon glides
GFT	- Felt glides
GNY	- Nylon glides

FINISH INFORMATION

Additional Laminate Offering

Additional laminates beyond KI standard offering, are available with two weeks extended leadtime. To specify additional laminates, use these designators followed by the supplier's color/pattern code:

Formica - LF/supplier's color pattern code
Nevamar - LN/supplier's color pattern code
Wilsonart - LW/supplier's color pattern code

KI's standard finish is the supplier's recommended finish for that color/pattern. Note: Nonstandard laminates from these suppliers (example: textured laminates), require an upcharge and additional leadtime.
Contact KI.

SPECIAL SERVICES

Special Carton Marking

With specially marked information	N/C

Shipping

Ships **knocked down, FOB Bonduel, WI 54107, freight excluded.** Freight class 70.

Specifications and prices are subject to change without prior notice.

Ruckus® Activity Table (Freight Excluded Pricing)

1-1/4" Top - 74P Edge

Ruckus® Activity Table (Freight Excluded Pricing)
1-1/4" Top - 74P Edge

	MODEL	A x B x C	MODEL NUMBER Basic Model/ Edge Style	Edge Color	Surface Finish	Base Finish	Base Option	Approx. Packaged Weight	Freight Excluded Pricing	Chrome Upcharge add to list price
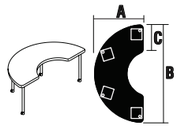 RTEAF	**Fixed Height Kidney Table,29" H** • Casters and glides are interchangeable • Tables are designed for maximum leg spacing • All corners of surface are rounded • Specify casters/glides to wheelbarrow	36 x 72 x 20"	RTEAF367220	□□□	□□□	□□	□□□	93.0#	$ 758	$ 67
		36 x 72 x 24"	RTEAF367224	□□□	□□□	□□	□□□	97.0#	764	67
		36 x 83 x 30"	RTEAF368430	□□□	□□□	□□	□□□	105.0#	926	67
		48 x 72 x 20"	RTEAF487220	□□□	□□□	□□	□□□	125.0#	819	67
		48 x 72 x 24"	RTEAF487224	□□□	□□□	□□	□□□	127.0#	825	67
		48 x 84 x 30"	RTEAF488430	□□□	□□□	□□	□□□	140.0#	971	67
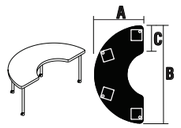 RTEHF	**Floor Height Adjustable Kidney Table,12 to 19" H** • Tables are designed for maximum leg spacing • All corners of surface are rounded • Legs adjust with screws in 1" increments • Legs are factory pre-set at 19"H • Base only available in glides	36 x 72 x 20"	RTEHF367220	□□□	□□□	□□	□□□	89.5#	$ 816	$ 72
		36 x 72 x 24"	RTEHF367224	□□□	□□□	□□	□□□	94.5#	823	72
		36 x 84 x 30"	RTEHF368430	□□□	□□□	□□	□□□	102.5#	986	72
		48 x 72 x 20"	RTEHF487220	□□□	□□□	□□	□□□	122.5#	878	72
		48 x 72 x 24"	RTEHF487224	□□□	□□□	□□	□□□	124.5#	886	72
		48 x 84 x 30"	RTEHF488430	□□□	□□□	□□	□□□	137.5#	1029	72
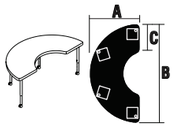 RTEEF	**Sit Height Adjustable Kidney Table,20 to 33" H** • Casters and glides are interchangeable • Tables are designed for maximum leg spacing • All corners of surface are rounded • Specify casters/glides to wheelbarrow • Legs adjust with screws in 1" increments • Legs are factory pre-set at 29"H	36 x 72 x 20"	RTEEF367220	□□□	□□□	□□	□□□	95.0#	$ 820	$ 74
		36 x 72 x 24"	RTEEF367224	□□□	□□□	□□	□□□	99.0#	827	74
		36 x 83 x 30"	RTEEF368430	□□□	□□□	□□	□□□	107.0#	989	74
		48 x 72 x 20"	RTEEF487220	□□□	□□□	□□	□□□	127.0#	881	74
		48 x 72 x 24"	RTEEF487224	□□□	□□□	□□	□□□	129.0#	889	74
		48 x 84 x 30"	RTEEF488430	□□□	□□□	□□	□□□	142.0#	1033	74
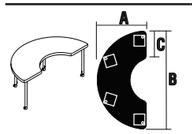 RTEFF	**Sit-Stand Height Adjustable Kidney Table,29 to 42" H** • Casters and glides are interchangeable • Tables are designed for maximum leg spacing • All corners of surface are rounded • Specify casters/glides to wheelbarrow • Legs adjust with screws in 1" increments • Legs are factory pre-set at 29"H	36 x 72 x 20"	RTEFF367220	□□□	□□□	□□	□□□	99.0#	$ 842	$ 84
		36 x 72 x 24"	RTEFF367224	□□□	□□□	□□	□□□	103.0#	837	84
		36 x 83 x 30"	RTEFF368430	□□□	□□□	□□	□□□	111.0#	1004	84
		48 x 72 x 20"	RTEFF487220	□□□	□□□	□□	□□□	131.0#	897	84
		48 x 72 x 24"	RTEFF487224	□□□	□□□	□□	□□□	133.0#	904	84
		48 x 84 x 30"	RTEFF488430	□□□	□□□	□□	□□□	146.0#	1048	84
				Ⓑ	Ⓒ	Ⓓ	Ⓔ			

HOW TO ORDER

Indicate the following information on order form:
1. Quantity of each item.
2. Model number, including options. See "How To Build a Model Number".
3. Any special service required.

Note: • The □ indicates that a choice is required.
- The absence of the □ indicates that no choice is required.
- Alpha-numeric characters in place of □ indicate that no other alternatives are available.

HOW TO BUILD A MODEL NUMBER

Ⓐ Select basic model/edge style.
- **74P** - 1-1/4" laminate top w/74P edge band

Ⓑ Select edge color.
Refer to the **Product Color Options** page in this price list.

Ⓒ Select surface finish.
Refer to the **Product Color Options** page in this price list.

Ⓓ Select base finish.
Refer to the **Product Color Options** page in this price list.

Ⓔ Select base option.
- **CCC** - Casters
- **BCF** - Casters/felt glides
- **BCN** - Casters/nylon glides
- **GFT** - Felt glides
- **GNY** - Nylon glides

Base options for Floor Height Adjustable are ONLY Felt glides - GFT and Nylon glides - GNY

FINISH INFORMATION

Additional Laminate Offering

Additional laminates beyond KI standard offering, are available with two weeks extended leadtime. To specify additional laminates, use these designators followed by the supplier's color/pattern code:

Formica - LF/supplier's color pattern code
Nevamar - LN/supplier's color pattern code
Wilsonart - LW/supplier's color pattern code

KI's standard finish is the supplier's recommended finish for that color/pattern. Note: Nonstandard laminates from these suppliers (example: textured laminates), require an upcharge and additional leadtime.
Contact KI.

SPECIAL SERVICES

Special Carton Marking

With specially marked information N/C

Shipping

Ships **knocked down, FOB Bonduel, WI 54107, freight excluded.** Freight class 70.

Specifications and prices are subject to change without prior notice.

Ruckus® Activity Table (Freight Excluded Pricing)

1-1/4" Top - 74P Edge

Ruckus® Activity Table (Freight Excluded Pricing)
1-1/4" Top - 74P Edge

	MODEL	A x B x C	MODEL NUMBER Basic Model/ Edge Style	Edge Color	Surface Finish	Base Finish	Base Option	Approx. Packaged Weight	Freight Excluded Pricing	Chrome Upcharge add to list price
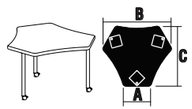 RTEAG	**Fixed Height 3-Leg Sprocket Table,29" H** • Casters and glides are interchangeable • Tables are designed for maximum leg spacing • All corners of surface are rounded • Specify casters/glides to wheelbarrow • 3-Leg is primarily a 3-person table	20 x 51 x 45"	RTEAG20	□□□	□□□	□□	□□□	80.0#	$ 629	$ 50
		24 x 53 x 46"	RTEAG24	□□□	□□□	□□	□□□	86.0#	636	50
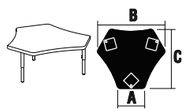 RTEHG	**Floor Height Adjustable 3-Leg Sprocket table,12 to 19" H** • Tables are designed for maximum leg spacing • All corners of surface are rounded • Legs adjust with screws in 1" increments • Legs are factory pre-set at 19"H • 3-Leg is primarily a 3-person table • Base only available in glides	20 x 51 x 45"	RTEHG20	□□□	□□□	□□	□□□	78.2#	$ 673	$ 52
		24 x 53 x 46"	RTEHG24	□□□	□□□	□□	□□□	84.2#	680	52
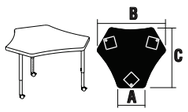 RTEEG	**Sit Height Adjustable 3-Leg Sprocket Table,20 to 33" H** • Casters and glides are interchangeable • Tables are designed for maximum leg spacing • All corners of surface are rounded • Specify casters/glides to wheelbarrow • Legs adjust with screws in 1" increments • Legs are factory pre-set at 29"H • 3-Leg is primarily a 3-person table	20 x 51 x 45"	RTEEG20	□□□	□□□	□□	□□□	81.5#	$ 676	$ 55
		24 x 53 x 46"	RTEEG24	□□□	□□□	□□	□□□	87.5#	683	55
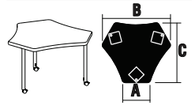 RTEFG	**Sit-Stand Height Adjustable 3-Leg Sprocket Table,29 to 42" H** • Casters and glides are interchangeable • Tables are designed for maximum leg spacing • All corners of surface are rounded • Specify casters/glides to wheelbarrow • Legs adjust with screws in 1" increments • Legs are factory pre-set at 29"H • 3-Leg is primarily a 3-person table	20 x 51 x 45"	RTEFG20	□□□	□□□	□□	□□□	84.5#	$ 689	$ 65
		24 x 53 x 46"	RTEFG24	□□□	□□□	□□	□□□	90.5#	694	65
				Ⓐ	Ⓑ	Ⓒ	Ⓓ	Ⓔ		

HOW TO ORDER

Indicate the following information on order form:
1. Quantity of each item.
2. Model number, including options. See "How To Build a Model Number".
3. Any special service required.

Note: • The □ indicates that a choice is required.
- The absence of the □ indicates that no choice is required.
- Alpha-numeric characters in place of □ indicate that no other alternatives are available.

HOW TO BUILD A MODEL NUMBER

Ⓐ Select basic model/edge style.
- **74P** - 1-1/4" laminate top w/74P edge band

Ⓑ Select edge color.
Refer to the **Product Color Options** page in this price list.

Ⓒ Select surface finish.
Refer to the **Product Color Options** page in this price list.

Ⓓ Select base finish.
Refer to the **Product Color Options** page in this price list.

Ⓔ Select base option.
- **CCC** - Casters
- **BCF** - Casters/felt glides
- **BCN** - Casters/nylon glides
- **GFT** - Felt glides
- **GNY** - Nylon glides

Base options for Floor Height Adjustable are ONLY Felt glides - GFT and Nylon glides - GNY

FINISH INFORMATION

Additional Laminate Offering

Additional laminates beyond KI standard offering, are available with two weeks extended leadtime. To specify additional laminates, use these designators followed by the supplier's color/pattern code:

Formica - LF/supplier's color pattern code
Nevamar - LN/supplier's color pattern code
Wilsonart - LW/supplier's color pattern code

KI's standard finish is the supplier's recommended finish for that color/pattern. Note: Nonstandard laminates from these suppliers (example: textured laminates), require an upcharge and additional leadtime.
Contact KI.

SPECIAL SERVICES

Special Carton Marking

With specially marked information N/C

Shipping

Ships **knocked down, FOB Bonduel, WI 54107, freight excluded.** Freight class 70.

Specifications and prices are subject to change without prior notice.

Ruckus® Activity Table (Freight Excluded Pricing)

1-1/4" Top - 74P Edge

Ruckus® Activity Table (Freight Excluded Pricing)
1-1/4" Top - 74P Edge

	MODEL	A x B x C	MODEL NUMBER: Basic Model/ Edge Style	Edge Color	Surface Finish	Base Finish	Base Option	Approx. Packaged Weight	Freight Excluded Pricing	Chrome Upcharge add to list price
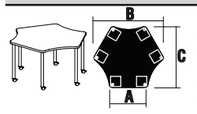 RTEAG	**Fixed Height 6-Leg Sprocket Table,29" H** • Casters and glides are interchangeable • Tables are designed for maximum leg spacing • All corners of surface are rounded • Specify casters/glides to wheelbarrow • 6-Leg can accommodate up to 6 people	30 x 55 x 48"	RTEAG30	□□□	□□□	□□	□□□	118.0#	$ 837	$ 101
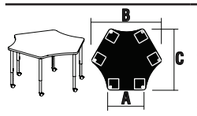 RTEEG	**Sit Height Adjustable 6-Leg Sprocket Table,20 to 33" H** • Casters and glides are interchangeable • Tables are designed for maximum leg spacing • All corners of surface are rounded • Specify casters/glides to wheelbarrow • Legs adjust with screws in 1" increments • Legs are factory pre-set at 29"H • 6-Leg can accommodate up to 6 people	30 x 55 x 48"	RTEEG30	□□□	□□□	□□	□□□	121.0#	$ 928	$ 111
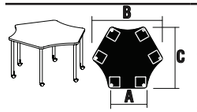 RTEFG	**Sit-Stand Height Adjustable 6-Leg Sprocket Table,29 to 42" H** • Casters and glides are interchangeable • Tables are designed for maximum leg spacing • All corners of surface are rounded • Specify casters/glides to wheelbarrow • Legs adjust with screws in 1" increments • Legs are factory pre-set at 29"H • 6-Leg can accommodate up to 6 people	30 x 55 x 48"	RTEFG30	□□□	□□□	□□	□□□	127.0#	$ 952	$ 128

Ⓐ Ⓑ Ⓒ Ⓓ Ⓔ

HOW TO ORDER

Indicate the following information on order form:
1. Quantity of each item.
2. Model number, including options. See "How To Build a Model Number".
3. Any special service required.

Note: • The □ indicates that a choice is required.
- The absence of the □ indicates that no choice is required.
- Alpha-numeric characters in place of □ indicate that no other alternatives are available.

HOW TO BUILD A MODEL NUMBER

Ⓐ Select basic model/edge style.

74P	- 1-1/4" laminate top w/74P edge band

Ⓑ Select edge color.
Refer to the **Product Color Options** page in this price list.

Ⓒ Select surface finish.
Refer to the **Product Color Options** page in this price list.

Ⓓ Select base finish.
Refer to the **Product Color Options** page in this price list.

Ⓔ Select base option.

CCC	- Casters
BCF	- Casters/felt glides
BCN	- Casters/nylon glides
GFT	- Felt glides
GNY	- Nylon glides

FINISH INFORMATION

Additional Laminate Offering

Additional laminates beyond KI standard offering, are available with two weeks extended leadtime. To specify additional laminates, use these designators followed by the supplier's color/pattern code:

Formica - LF/supplier's color pattern code
Nevamar - LN/supplier's color pattern code
Wilsonart - LW/supplier's color pattern code

KI's standard finish is the supplier's recommended finish for that color/pattern. Note: Nonstandard laminates from these suppliers (example: textured laminates), require an upcharge and additional leadtime.
Contact KI.

SPECIAL SERVICES

Special Carton Marking

With specially marked information N/C

Shipping

Ships **knocked down, FOB Bonduel, WI 54107, freight excluded.** Freight class 70.

Specifications and prices are subject to change without prior notice.

Ruckus® Activity Table (Freight Excluded Pricing)

1-1/4" Top - 74P Edge

Ruckus® Activity Table (Freight Excluded Pricing)
1-1/4" Top - 74P Edge

	MODEL	A x B x C	MODEL NUMBER: Basic Model/ Edge Style	Edge Color	Surface Finish	Base Finish	Base Option	Approx. Packaged Weight	Freight Excluded Pricing	Chrome Upcharge add to list price
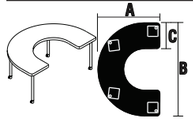 RTEAH	**Fixed Height Horseshoe Table,29" H** • Casters and glides are interchangeable • Tables are designed for maximum leg spacing • All corners of surface are rounded • Specify casters/glides to wheelbarrow	48 x 72 x 20"	RTEAH487220	□□□	□□□	□□	□□□	107.0#	$ 905	$ 67
		48 x 80 x 24"	RTEAH488024	□□□	□□□	□□	□□□	120.0#	1061	67
		48 x 92 x 30"	RTEAH489230	□□□	□□□	□□	□□□	139.0#	1068	67
		60 x 66 x 20"	RTEAH606620	□□□	□□□	□□	□□□	121.0#	916	67
		60 x 72 x 24"	RTEAH607224	□□□	□□□	□□	□□□	138.0#	931	67
		60 x 86 x 30"	RTEAH608630	□□□	□□□	□□	□□□	161.0#	1067	67
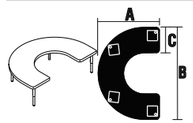 RTEHH	**Floor Height Adjustable Horseshoe Table,12 to 19" H** • Tables are designed for maximum leg spacing • All corners of surface are rounded • Legs adjust with screws in 1" increments • Legs are factory pre-set at 19"H • Base only available in glides	48 x 72 x 20"	RTEHH487220	□□□	□□□	□□	□□□	104.5#	$ 965	$ 72
		48 x 80 x 24"	RTEHH488024	□□□	□□□	□□	□□□	117.5#	1122	72
		48 x 92 x 30"	RTEHH489230	□□□	□□□	□□	□□□	136.5#	1123	72
		60 x 66 x 20"	RTEHH606620	□□□	□□□	□□	□□□	118.5#	977	72
		60 x 72 x 24"	RTEHH607224	□□□	□□□	□□	□□□	135.5#	992	72
		60 x 86 x 30"	RTEHH608630	□□□	□□□	□□	□□□	158.5#	1128	72
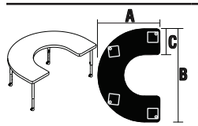 RTEEH	**Sit Height Adjustable Horseshoe Table,20 to 33" H** • Casters and glides are interchangeable • Tables are designed for maximum leg spacing • All corners of surface are rounded • Specify casters/glides to wheelbarrow • Legs adjust with screws in 1" increments • Legs are factory pre-set at 29"H	48 x 72 x 20"	RTEEH487220	□□□	□□□	□□	□□□	109.0#	$ 969	$ 74
		48 x 80 x 24"	RTEEH488024	□□□	□□□	□□	□□□	122.0#	1127	74
		48 x 92 x 30"	RTEEH489230	□□□	□□□	□□	□□□	141.0#	1127	74
		60 x 66 x 20"	RTEEH606620	□□□	□□□	□□	□□□	123.0#	980	74
		60 x 72 x 24"	RTEEH607224	□□□	□□□	□□	□□□	140.0#	996	74
		60 x 86 x 30"	RTEEH608630	□□□	□□□	□□	□□□	163.0#	1131	74
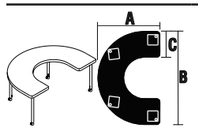 RTEFH	**Sit-Stand Height Adjustable Horseshoe Table,29 to 42" H** • Casters and glides are interchangeable • Tables are designed for maximum leg spacing • All corners of surface are rounded • Specify casters/glides to wheelbarrow • Legs adjust with screws in 1" increments • Legs are factory pre-set at 29"H	48 x 72 x 20"	RTEFH487220	□□□	□□□	□□	□□□	113.0#	$ 986	$ 84
		48 x 80 x 24"	RTEFH488024	□□□	□□□	□□	□□□	126.0#	1142	84
		48 x 92 x 30"	RTEFH489230	□□□	□□□	□□	□□□	145.0#	1142	84
		60 x 66 x 20"	RTEFH606620	□□□	□□□	□□	□□□	127.0#	996	84
		60 x 72 x 24"	RTEFH607224	□□□	□□□	□□	□□□	144.0#	1011	84
		60 x 86 x 30"	RTEFH608630	□□□	□□□	□□	□□□	167.0#	1148	84
				Ⓐ	Ⓑ	Ⓒ	Ⓓ	Ⓔ		

HOW TO ORDER

Indicate the following information on order form:
1. Quantity of each item.
2. Model number, including options. See "How To Build a Model Number".
3. Any special service required.

Note: • The □ indicates that a choice is required.
- The absence of the □ indicates that no choice is required.
- Alpha-numeric characters in place of □ indicate that no other alternatives are available.

HOW TO BUILD A MODEL NUMBER

Ⓐ Select basic model/edge style.

74P	- 1-1/4" laminate top w/74P edge band

Ⓑ Select edge color.
Refer to the **Product Color Options** page in this price list.

Ⓒ Select surface finish.
Refer to the **Product Color Options** page in this price list.

Ⓓ Select base finish.
Refer to the **Product Color Options** page in this price list.

Ⓔ Select base option.

CCC	- Casters
BCF	- Casters/felt glides
BCN	- Casters/nylon glides
GFT	- Felt glides
GNY	- Nylon glides

Base options for Floor Activity Height are ONLY Felt glides - GFT and Nylon glides - GNY

FINISH INFORMATION

Additional Laminate Offering

Additional laminates beyond KI standard offering, are available with two weeks extended leadtime. To specify additional laminates, use these designators followed by the supplier's color/pattern code:

Formica - LF/supplier's color pattern code
Nevamar - LN/supplier's color pattern code
Wilsonart - LW/supplier's color pattern code

KI's standard finish is the supplier's recommended finish for that color/pattern. Note: Nonstandard laminates from these suppliers (example: textured laminates), require an upcharge and additional leadtime.
Contact KI.

SPECIAL SERVICES

Special Carton Marking

With specially marked information N/C

Shipping

Ships **knocked down, FOB Bonduel, WI 54107, freight excluded.** Freight class 70.

Specifications and prices are subject to change without prior notice.

Ruckus® Activity Table (Freight Excluded Pricing)

1-1/4" Top - 74P Edge

Ruckus® Activity Table (Freight Excluded Pricing)
1-1/4" Top - 74P Edge

	MODEL	Features	A x B	MODEL NUMBER: Basic Model/ Edge Style	Edge Color	Surface Finish	Base Finish	Base Option	Approx. Packaged Weight	Freight Excluded Pricing	Chrome Upcharge add to list price
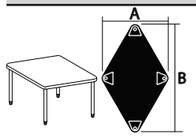 RTEAJ	**Fixed Height Kite Table,29" H** • Casters and glides are interchangeable • Tables are designed for maximum leg spacing • All corners of surface are rounded • Specify casters/glides to wheelbarrow • 3 Tables combine to form a hexagon	Small	35 x 57"	RTEAJ34-74P	□□□	□□□	□□	□□□	47.0#	$ 607	$ 67
		Large	40 x 66"	RTEAJ39-74P	□□□	□□□	□□	□□□	55.0#	692	67
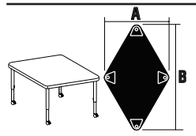 RTEEJ	**Sit Height Adjustable Kite Table,20 to 33" H** • Casters and glides are interchangeable • Tables are designed for maximum leg spacing • All corners of surface are rounded • Specify casters/glides to wheelbarrow • Legs adjust with screws in 1" increments • Legs are factory pre-set at 29"H • 3 Tables combine to form a hexagon	Small	35 x 57"	RTEEJ34-74P	□□□	□□□	□□	□□□	49.0#	$ 645	$ 74
		Large	40 x 66"	RTEEJ39-74P	□□□	□□□	□□	□□□	57.0#	727	74
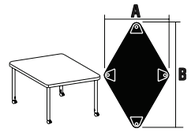 RTEFJ	**Sit-Stand Height Adjustable Kite Table,29 to 42" H** • Casters and glides are interchangeable • Tables are designed for maximum leg spacing • All corners of surface are rounded • Specify casters/glides to wheelbarrow • Legs adjust with screws in 1" increments • Legs are factory pre-set at 29"H • 3 Tables combine to form a hexagon	Small	35 x 57"	RTEFJ34-74P	□□□	□□□	□□	□□□	53.0#	$ 690	$ 84
		Large	40 x 66"	RTEFJ39-74P	□□□	□□□	□□	□□□	61.0#	775	84

Ⓐ Ⓑ Ⓒ Ⓓ Ⓔ

HOW TO ORDER

Indicate the following information on order form:
1. Quantity of each item.
2. Model number, including options. See "How To Build a Model Number".
3. Any special service required.

Note: • The □ indicates that a choice is required.
- The absence of the □ indicates that no choice is required.
- Alpha-numeric characters in place of □ indicate that no other alternatives are available.

HOW TO BUILD A MODEL NUMBER

Ⓐ Select basic model/edge style.

74P	- 1-1/4" laminate top w/74P edge band

Ⓑ Select edge color.
Refer to the **Product Color Options** page in this price list.

Ⓒ Select surface finish.
Refer to the **Product Color Options** page in this price list.

Ⓓ Select base finish.
Refer to the **Product Color Options** page in this price list.

Ⓔ Select base option.

CCC	- Casters
BCF	- Casters/felt glides
BCN	- Casters/nylon glides
GFT	- Felt glides
GNY	- Nylon glides

FINISH INFORMATION

Additional Laminate Offering

Additional laminates beyond KI standard offering, are available with two weeks extended leadtime. To specify additional laminates, use these designators followed by the supplier's color/pattern code:

Formica - LF/supplier's color pattern code
Nevamar - LN/supplier's color pattern code
Wilsonart - LW/supplier's color pattern code

KI's standard finish is the supplier's recommended finish for that color/pattern. Note: Nonstandard laminates from these suppliers (example: textured laminates), require an upcharge and additional leadtime.
Contact KI.

SPECIAL SERVICES

Special Carton Marking

With specially marked information N/C

Shipping

Ships **knocked down, FOB Bonduel, WI 54107, freight excluded.** Freight class 70.

Specifications and prices are subject to change without prior notice.

Ruckus® Activity Table (Freight Excluded Pricing)

1-1/4" Top - 74P Edge

Ruckus® Activity Table (Freight Excluded Pricing)
1-1/4" Top - 74P Edge

	MODEL	A	MODEL NUMBER Basic Model/ Edge Style	Edge Color	Surface Finish	Base Finish	Base Option	Approx. Packaged Weight	Freight Excluded Pricing	Chrome Upcharge add to list price
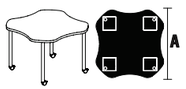 RTEAY	**Fixed Height Clover Table,29" H** • Casters and glides are interchangeable • Tables are designed for maximum leg spacing • All corners of surface are rounded • Specify casters/glides to wheelbarrow	48"	RTEAY48	□□□	□□□	□□	□□□	0.0#	$ 606	$ 67
		54"	RTEAY54	□□□	□□□	□□	□□□	0.0#	626	67
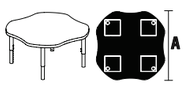 RTEHY	**Floor Height Adjustable Clover Table,12 to 19" H** • Tables are designed for maximum leg spacing • All corners of surface are rounded • Legs adjust with screws in 1" increments • Legs are factory pre-set at 19"H • Base only available in glides	39"	RTEHY39	□□□	□□□	□□	□□□	0.0#	$ 613	$ 72
		48"	RTEHY48	□□□	□□□	□□	□□□	0.0#	663	72
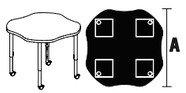 RTEEY	**Sit Height Adjustable Clover Table,20 to 33" H** • Casters and glides are interchangeable • Tables are designed for maximum leg spacing • All corners of surface are rounded • Specify casters/glides to wheelbarrow • Legs adjust with screws in 1" increments • Legs are factory pre-set at 29"H	39"	RTEEY39	□□□	□□□	□□	□□□	0.0#	$ 616	$ 74
		48"	RTEEY48	□□□	□□□	□□	□□□	0.0#	666	74
		54"	RTEEY54	□□□	□□□	□□	□□□	0.0#	688	74
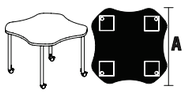 RTEFY	**Sit-Stand Height Adjustable Clover Table,29 to 42" H** • Casters and glides are interchangeable • Tables are designed for maximum leg spacing • All corners of surface are rounded • Specify casters/glides to wheelbarrow • Legs adjust with screws in 1" increments • Legs are factory pre-set at 29"H	48"	RTEFY48	□□□	□□□	□□	□□□	0.0#	$ 691	$ 84
		54"	RTEFY54	□□□	□□□	□□	□□□	0.0#	710	84
				Ⓑ	Ⓒ	Ⓓ	Ⓔ			

HOW TO ORDER

Indicate the following information on order form:
1. Quantity of each item.
2. Model number, including options. See "How To Build a Model Number".
3. Any special service required.

Note: • The □ indicates that a choice is required.
- The absence of the □ indicates that no choice is required.
- Alpha-numeric characters in place of □ indicate that no other alternatives are available.

HOW TO BUILD A MODEL NUMBER

ONLY Felt glides - GFT and Nylon glides - GNY

Ⓐ Select basic model/edge style.

74P	- 1-1/4" laminate top w/74P edge band

Ⓑ Select edge color.
Refer to the **Product Color Options** page in this price list.

Ⓒ Select surface finish.
Refer to the **Product Color Options** page in this price list.

Ⓓ Select base finish.
Refer to the **Product Color Options** page in this price list.

Ⓔ Select base option.

CCC	- Casters
BCF	- Casters/felt glides
BCN	- Casters/nylon glides
GFT	- Felt glides
GNY	- Nylon glides

Base options for Floor Height Adjustable are

FINISH INFORMATION

Additional Laminate Offering

Additional laminates beyond KI standard offering, are available with two weeks extended leadtime. To specify additional laminates, use these designators followed by the supplier's color/pattern code:

Formica - LF/supplier's color pattern code
Nevamar - LN/supplier's color pattern code
Wilsonart - LW/supplier's color pattern code

KI's standard laminate finish is the supplier's recommended finish for that color/pattern.
Note: Nonstandard laminates from these suppliers (example: textured laminates) require a Product Modification Request.
Contact customer service for details.

SPECIAL SERVICES

Special Carton Marking

With specially marked information	N/C

Shipping

Ships **knocked down, FOB Bonduel, WI 54107, freight excluded.** Freight class 70.

Specifications and prices are subject to change without prior notice.

Ruckus® Activity Table (Freight Excluded Pricing)

Accessories

Ruckus® Activity Table (Freight Excluded Pricing)
Accessories

	MODEL	MODEL NUMBER Basic Model	Approx. Packaged Weight	Freight Excluded Pricing
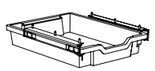 RKAU	**Removable Tote Storage Kit, with 3" Tote (for Ruckus desk & tables only)** • Mounting brackets are Starlight Silver Metallic	RKUSRT1	3.0#	$ 45
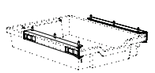 RKAU	**Removable Tote Storage Rail Only Kit (for Ruckus desk & tables only)** • Mounting brackets are Starlight Silver Metallic	RKUSRTRO1	0.8#	$ 29

Ⓐ

HOW TO ORDER

Indicate the following information on order form:
1. Quantity of each item.
2. Model number, including options. See "How To Build a Model Number".
3. Any special service required.

Note: • The ☐ indicates that a choice is required.
- The absence of the ☐ indicates that no choice is required.
- Alpha-numeric characters in place of ☐ indicate that no other alternatives are available.

HOW TO BUILD A MODEL NUMBER

Ⓐ Select basic model.

SPECIAL SERVICES

Special Carton Marking

With specially marked information N/C

Shipping

Ships **assembled, FOB Bonduel, WI 54107, freight excluded.** Freight class 70.

Specifications and prices are subject to change without prior notice.

Ruckus® Worktable (Freight Excluded Pricing)

Ruckus® Worktable (Freight Excluded Pricing)

	D x W x H	MODEL NUMBER Basic Model	Power Option	Power Module Color	Book Bag Hook	Base Color	Top Color	Edge Color	Door Color	Pull Option	Lock Option	Lock Color	Approx. Packaged Weight	1-1/4" Laminate Top with 74P Edge (74P)	1" Phenolic Resin Top (RNT)	1-3/4" Butcher Block Wood Top (WBB)	WPA1 Power Option	WPB1 Power Option
	30x54x36	RCWT305436COP-74P	□□□□	□□	□□	□□	□□□	□□□					134.7#	$ 1452	N/A	N/A	$ 463	$ 585
	30x54x35-3/4	RCWT305436COP-RNT	□□□□	□□	□□	□□	□□□						162.3#	N/A	2341	N/A	491	609
	30x54x36-1/2	RCWT305436COP-WBB	□□□□	□□	□□	□□	□□□						160.1#	N/A	N/A	2662	549	668
	30x54x36	RCWT305436CDR-74P	□□□□	□□	□□	□□	□□□	□□□	□□□	□□	□□□	□□□	145.7#	$ 1778	N/A	N/A	$ 463	$ 585
	30x54x35-3/4	RCWT305436CDR-RNT	□□□□	□□	□□	□□	□□□		□□□	□□	□□□	□□□	173.3#	N/A	2596	N/A	491	609
	30x54x36-1/2	RCWT305436CDR-WBB	□□□□	□□	□□	□□	□□□		□□□	□□	□□□	□□□	171.1#	N/A	N/A	2918	549	668

RCWT

Single-Faced 2x2 Cubby Storage, Open

- Toolless removable worksurface
- Worksurface dimensions: 30x54
- Storage base dimensions: 18x30
- Unit ships partially assembled, casters and worksurface are field installed
- Shown with optional power module WPA1
- Cubby spaces 14"Hx13.5"Wx17"D

RCWT

Single-Faced 2x2 Cubby Storage, With Doors

- Toolless removable worksurface
- Worksurface dimensions: 30x54
- Storage base dimensions: 18x30
- Unit ships partially assembled, casters and worksurface are field installed
- Shown with optional power module WPA1
- Cubby spaces 14"Hx13.5"Wx17"D
- Secure locking doors

Ⓐ Ⓑ Ⓒ Ⓓ Ⓔ Ⓕ Ⓖ Ⓗ Ⓘ Ⓙ Ⓚ

HOW TO ORDER

Indicate the following information on order form:
1. Quantity of each item.
2. Model number, including options. See "How To Build a Model Number".
3. Any special service required.

Note: • The □ indicates that a choice is required.
- The absence of the □ indicates that no choice is required.
- Alpha-numeric characters in place of □ indicate that no other alternatives are available.

HOW TO BUILD A MODEL NUMBER

Ⓐ Select basic model.

Ⓑ Select power option.

NP	- No power
WPA1	- One above-surface module w/ USB-A/C w/wire mgmt (10ft cord)
WPB1	- One above-surface module w/ USB-A & Qi wireless charge w/wire mgmt (10ft cord)

See upcharge column for pricing.

Ⓒ Select power module color.

P1	- Black
P2	- Cool Grey

Ⓓ Select book bag hooks.

NB	- No book bag hook
BH	- Two book bag hooks (chrome); add $18

Ⓔ Select base color.
Refer to the **Product Color Options** page in this price list.

Ⓕ Select top color.
Refer to the **Product Color Options** page in this price list.

Ⓖ Select edge color.
Refer to the **Product Color Options** page in this price list.

Ⓗ Select door color.
Refer to the **Product Color Options** page in this price list.

Ⓘ Select door pull.

S6	- Beveled pull Black
S5	- Beveled pull Satin Chrome

Ⓙ Select lock option.

KS	- Key standard
NLC	- No lock core
KA	- Key alike

Ⓚ Select lock color.
Refer to the **Product Color Options** page in this price list.

SPECIAL SERVICES

Special Carton Marking

With specially marked information N/C

Shipping

Ships **partially assembled, FOB Pembroke, ON K8A 0E1, freight excluded.** Freight class 100.

Specifications and prices are subject to change without prior notice.

Ruckus® Worktable (Freight Excluded Pricing)

Ruckus® Worktable (Freight Excluded Pricing)

	D x W x H	MODEL NUMBER Basic Model	Power Option	Power Module Color	Book Bag Hook	Base Color	Top Color	Edge Color	Door Color	Pull Option	Lock Option	Lock Color	Approx. Packaged Weight	1-1/4" Laminate Top with 74P Edge (74P)	1" Phenolic Resin Top (RNT)	1-3/4" Butcher Block Wood Top (WBB)	WPA1 Power Option	WPB1 Power Option
	30x54x36	RCWT305436TOP-74P	□□□□	□□	□□	□□	□□□	□□□					144.9#	$ 1599	N/A	N/A	$ 463	$ 585
	30x54x35-3/4	RCWT305436TOP-RNT	□□□□	□□	□□	□□	□□□						172.5#	N/A	2451	N/A	491	609
	30x54x36-1/2	RCWT305436TOP-WBB	□□□□	□□	□□	□□	□□□						170.3#	N/A	N/A	2808	549	668
RCWT																		
Single-Faced Tote Storage, (6) 6" & (2) 3" Totes, Open																		
• Toolless removable worksurface • Worksurface dimensions: 30x54 • Storage base dimensions: 18x30 • Unit ships partially assembled, casters and worksurface are field installed • Shown with optional power module WPA1 • Totes included are translucent with no lid																		
	30x54x36	RCWT305436TDR-74P	□□□□	□□	□□	□□	□□□	□□□	□□□	□□	□□□	□□□	155.9#	$ 1907	N/A	N/A	$ 463	$ 585
	30x54x35-3/4	RCWT305436TDR-RNT	□□□□	□□	□□	□□	□□□		□□□	□□	□□□	□□□	183.5#	N/A	2707	N/A	491	609
	30x54x36-1/2	RCWT305436TDR-WBB	□□□□	□□	□□	□□	□□□		□□□	□□	□□□	□□□	181.3#	N/A	N/A	3069	549	668
RCWT																		
Single-Faced Tote Storage, (6) 6" & (2) 3" Totes, With Doors																		
• Toolless removable worksurface • Worksurface dimensions: 30x54 • Storage base dimensions: 18x30 • Unit ships partially assembled, casters and worksurface are field installed • Shown with optional power module WPA1 • Totes included are translucent with no lid • Secure locking doors																		
		Ⓐ		Ⓑ	Ⓒ	Ⓓ	Ⓔ	Ⓕ	Ⓖ	Ⓗ	Ⓘ	Ⓙ	Ⓚ					

HOW TO ORDER

Indicate the following information on order form:
1. Quantity of each item.
2. Model number, including options. See "How To Build a Model Number".
3. Any special service required.

Note: • The □ indicates that a choice is required.
• The absence of the □ indicates that no choice is required.
• Alpha-numeric characters in place of □ indicate that no other alternatives are available.

HOW TO BUILD A MODEL NUMBER

Ⓐ Select basic model.

Ⓑ Select power option.

NP	- No power
WPA1	- One above-surface module w/ USB-A/C w/wire mgmt (10ft cord)
WPB1	- One above-surface module w/ USB-A & Qi wireless charge w/wire mgmt (10ft cord)

See upcharge column for pricing.

Ⓒ Select power module color.

P1	- Black
P2	- Cool Grey

Ⓓ Select book bag hooks.

NB	- No book bag hook
BH	- Two book bag hooks (chrome); add $18

Ⓔ Select base color.
Refer to the **Product Color Options** page in this price list.

Ⓕ Select top color.
Refer to the **Product Color Options** page in this price list.

Ⓖ Select edge color.
Refer to the **Product Color Options** page in this price list.

Ⓗ Select door color.
Refer to the **Product Color Options** page in this price list.

Ⓘ Select door pull.

S6	- Beveled pull Black
S5	- Beveled pull Satin Chrome

Ⓙ Select lock option.

KS	- Key standard
NLC	- No lock core
KA	- Key alike

Ⓚ Select lock color.
Refer to the **Product Color Options** page in this price list.

SPECIAL SERVICES

Special Carton Marking

With specially marked information	N/C

Shipping

Ships **partially assembled, FOB Pembroke, ON K8A 0E1, freight excluded.** Freight class 100.

Specifications and prices are subject to change without prior notice.

Ruckus® Worktable (Freight Excluded Pricing)

Ruckus® Worktable (Freight Excluded Pricing)



RCWT

Double-faced 2x2 Cubby Storage, Open

- Toolless removable worksurface to ease relocation
- Worksurface dimensions: 48x54
- Storage base dimensions: 36x30
- Unit ships partially assembled, casters and worksurface are field installed
- Shown with optional power modules WPC2
- Cubby spaces 14"Hx13.5"Wx17"D



RCWT

Double-faced 2x2 Cubby Storage, with Doors

- Toolless removable worksurface to ease relocation
- Worksurface dimensions: 48x54
- Storage base dimensions: 36x30
- Unit ships partially assembled, casters and worksurface are field installed
- Shown with optional power modules WPC2
- Cubby spaces 14"Hx13.5"Wx17"D
- Secure locking doors

	MODEL NUMBER														
D x W x H	Basic Model	Power Option	Power Module Color	Book Bag Hook	Base Color	Top Color	Edge Color	Door Color	Pull Option	Lock Option	Lock Color	Approx. Packaged Weight	1-1/4" Laminate Top with 74P Edge (74P)	1" Phenolic Resin Top (RNT)	1-3/4" Butcher Block Wood Top (WBB)	WPC2 Power Option
48x54x36	RCWT485436COP-74P	□□□□	□□	□□	□□	□□□	□□□					249.7#	$ 2454	N/A	N/A	$ 762
48x54x35-3/4	RCWT485436COP-RNT	□□□□	□□	□□	□□	□□□						293.0#	N/A	3584	N/A	762
48x54x36-1/2	RCWT485436COP-WBB	□□□□	□□	□□	□□	□□□						290.0#	N/A	N/A	4145	762
48x54x36	RCWT485436CDR-74P	□□□□	□□	□□	□□	□□□	□□□	□□□	□□	□□□	□□□	271.7#	$ 2873	N/A	N/A	$ 762
48x54x35-3/4	RCWT485436CDR-RNT	□□□□	□□	□□	□□	□□□		□□□	□□	□□□	□□□	315.0#	N/A	4018	N/A	762
48x54x36-1/2	RCWT485436CDR-WBB	□□□□	□□	□□	□□	□□□		□□□	□□	□□□	□□□	312.0#	N/A	N/A	4641	762

Ⓐ Ⓑ Ⓒ Ⓓ Ⓔ Ⓕ Ⓖ Ⓗ Ⓘ Ⓙ Ⓚ

HOW TO ORDER

Indicate the following information on order form:
1. Quantity of each item.
2. Model number, including options. See "How To Build a Model Number".
3. Any special service required.

Note: • The □ indicates that a choice is required.
- The absence of the □ indicates that no choice is required.
- Alpha-numeric characters in place of □ indicate that no other alternatives are available.

HOW TO BUILD A MODEL NUMBER

Ⓐ Select basic model.

Ⓑ Select power option.

NP	- No power
WPC2	- Two under-surface modules w/ USB-A/C and wire mgmt (10ft cords)

See upcharge column for pricing.

Ⓒ Select power module color.

P1	- Black
P2	- Cool Grey

Ⓓ Select book bag hooks.

NB	- No book bag hook
BH	- Four book bag hooks (chrome); add $36

Ⓔ Select base color.
Refer to the **Product Color Options** page in this price list.

Ⓕ Select top color.
Refer to the **Product Color Options** page in this price list.

Ⓖ Select edge color.
Refer to the **Product Color Options** page in this price list.

Ⓗ Select door color.
Refer to the **Product Color Options** page in this price list.

Ⓘ Select door pull.

S6	- Beveled pull Black
S5	- Beveled pull Satin Chrome

Ⓙ Select lock option.

KS	- Key standard
NLC	- No lock core
KA	- Key alike

Ⓚ Select lock color.
Refer to the **Product Color Options** page in this price list.

SPECIAL SERVICES

Special Carton Marking

With specially marked information	N/C

Shipping

Ships **partially assembled, FOB Pembroke, ON K8A 0E1, freight excluded.** Freight class 100.

Specifications and prices are subject to change without prior notice.

Ruckus® Worktable (Freight Excluded Pricing)

Ruckus® Worktable (Freight Excluded Pricing)

	D x W x H	MODEL NUMBER Basic Model	Power Option	Power Module Color	Book Bag Hook	Base Color	Top Color	Edge Color	Door Color	Pull Option	Lock Option	Lock Color	Approx. Packaged Weight	1-1/4" Laminate Top with 74P Edge (74P)	1" Phenolic Resin Top (RNT)	1-3/4" Butcher Block Wood Top (WBB)	WPC2 Power Option
 RCWT **Double-faced Tote Storage, (12) 6" & (4) 3" Totes, Open** • Toolless removable worksurface to ease relocation • Worksurface dimensions: 48x54 • Storage base dimensions: 36x30 • Unit ships partially assembled, casters and worksurface are field installed • Shown with optional power modules WPC2 • Totes included are translucent with no lid	48x54x36	RCWT485436TOP-74P	□□□□	□□	□□	□□	□□□	□□□					270.1#	$ 2683	N/A	N/A	$ 762
	48x54x35-3/4	RCWT485436TOP-RNT	□□□□	□□	□□	□□	□□□						313.4#	N/A	3851	N/A	762
	48x54x36-1/2	RCWT485436TOP-WBB	□□□□	□□	□□	□□	□□□						310.4#	N/A	N/A	4421	762
RCWT **Double-faced Tote Storage, (12) 6" & (4) 3" Totes, With Doors** • Toolless removable worksurface to ease relocation • Worksurface dimensions: 48x54 • Storage base dimensions: 36x30 • Unit ships partially assembled, casters and worksurface are field installed • Shown with optional power modules WPC2 • Totes included are translucent with no lid • Secure locking doors	48x54x36	RCWT485436TDR-74P	□□□□	□□	□□	□□	□□□	□□□	□□□	□□	□□□	□□□	292.1#	$ 3143	N/A	N/A	$ 762
	48x54x35-3/4	RCWT485436TDR-RNT	□□□□	□□	□□	□□	□□□		□□□	□□	□□□	□□□	335.4#	N/A	4292	N/A	762
	48x54x36-1/2	RCWT485436TDR-WBB	□□□□	□□	□□	□□	□□□		□□□	□□	□□□	□□□	332.4#	N/A	N/A	4928	762
			Ⓐ														

HOW TO ORDER

Indicate the following information on order form:
1. Quantity of each item.
2. Model number, including options. See "How To Build a Model Number".
3. Any special service required.

Note: • The □ indicates that a choice is required.
- The absence of the □ indicates that no choice is required.
- Alpha-numeric characters in place of □ indicate that no other alternatives are available.

HOW TO BUILD A MODEL NUMBER

Ⓐ Select basic model.

Ⓑ Select power option.

NP	- No power
WPC2	- Two under-surface modules w/ USB-A/C and wire mgmt (10ft cords)

See upcharge column for pricing.

Ⓒ Select power module color.

P1	- Black
P2	- Cool Grey

Ⓓ Select book bag hooks.

NB	- No book bag hook
BH	- Four book bag hooks (chrome); add $36

Ⓔ Select base color.
Refer to the **Product Color Options** page in this price list.

Ⓕ Select top color.
Refer to the **Product Color Options** page in this price list.

Ⓖ Select edge color.
Refer to the **Product Color Options** page in this price list.

Ⓗ Select door color.
Refer to the **Product Color Options** page in this price list.

Ⓘ Select door pull.

S6	- Beveled pull Black
S5	- Beveled pull Satin Chrome

Ⓙ Select lock option.

KS	- Key standard
NLC	- No lock core
KA	- Key alike

Ⓚ Select lock color.
Refer to the **Product Color Options** page in this price list.

SPECIAL SERVICES

Special Carton Marking

With specially marked information	N/C

Shipping

Ships **partially assembled, FOB Pembroke, ON K8A 0E1, freight excluded.** Freight class 100.

Specifications and prices are subject to change without prior notice.

Ruckus® Worktable (Freight Excluded Pricing)

Ruckus® Worktable (Freight Excluded Pricing)

	MODEL	D x W x H	MODEL NUMBER							Approx. Packaged Weight	1-1/4" Laminate Top with 74P Edge (74P)	1" Phenolic Resin Top (RNT)	1-3/4" Butcher Block Wood Top (WBB)	WPC2 Power Option
			Basic Model	Power Option	Power Module Color	Book Bag Hook	Base Color	Top Color	Edge Color					
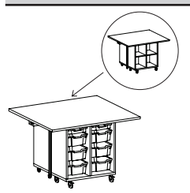 RCWT	**Double-faced 2x2 Cubby & Tote Storage, (6) 6" & (2) 3" Totes, Open** • Toolless removable worksurface to ease relocation • Worksurface dimensions: 48x54 • Storage base dimensions: 36x30 • Unit ships partially assembled, casters and worksurface are field installed • Shown with optional power modules WPC2 • Totes included are translucent with no lid • Cubby spaces 14"Hx13.5"Wx17"D	48x54x36	RCWT485436CTOP-74P	□□□□	□□	□□	□□	□□□	□□□	259.9#	$ 2606	N/A	N/A	$ 762
		48x54x35-3/4	RCWT485436CTOP-RNT	□□□□	□□	□□	□□	□□□		303.2#	N/A	3692	N/A	762
		48x54x36-1/2	RCWT485436CTOP-WBB	□□□□	□□	□□	□□	□□□		300.2#	N/A	N/A	4311	762
				Ⓑ	Ⓒ	Ⓓ	Ⓔ	Ⓕ	Ⓖ					

HOW TO ORDER

Indicate the following information on order form:
1. Quantity of each item.
2. Model number, including options. See "How To Build a Model Number".
3. Any special service required.

Note: • The □ indicates that a choice is required.
- The absence of the □ indicates that no choice is required.
- Alpha-numeric characters in place of □ indicate that no other alternatives are available.

HOW TO BUILD A MODEL NUMBER

Ⓐ Select basic model.

Ⓑ Select power option.

NP	- No power
WPC2	- Two under-surface modules w/ USB-A/C and wire mgmt (10ft cords)

See upcharge column for pricing.

Ⓒ Select power module color.

P1	- Black
P2	- Cool Grey

Ⓓ Select book bag hooks.

NB	- No book bag hook
BH	- Four book bag hooks (chrome); add $36

Ⓔ Select base color.
Refer to the **Product Color Options** page in this price list.

Ⓕ Select top color.
Refer to the **Product Color Options** page in this price list.

Ⓖ Select edge color.
Refer to the **Product Color Options** page in this price list.

SPECIAL SERVICES

Special Carton Marking

With specially marked information	N/C

Shipping

Ships **partially assembled, FOB Pembroke, ON K8A 0E1, freight excluded.** Freight class 100.

Specifications and prices are subject to change without prior notice.

Ruckus® Worktable (Freight Excluded Pricing)

Ruckus® Worktable (Freight Excluded Pricing)



RCWT

Double-faced 2x2 Cubby & Tote Storage, (6) 6" & (2) 3" Totes, With Doors

- Toolless removable worksurface to ease relocation
- Worksurface dimensions: 48x54
- Storage base dimensions: 36x30
- Unit ships partially assembled, casters and worksurface are field installed
- Shown with optional power modules WPC2
- Totes included are translucent with no lid
- Cubby spaces 14"Hx13.5"Wx17"D
- Secure locking doors

		MODEL NUMBER																
	D x W x H	Basic Model	Power Option	Power Module Color	Book Bag Hook	Base Color	Top Color	Edge Color	Door Color	Pull Option	Lock Option	Lock Color	Approx. Packaged Weight	1-1/4" Laminate Top with 74P Edge (74P)	1" Phenolic Resin Top (RNT)	1-3/4" Butcher Block Wood Top (WBB)	WPC2 Power Option
	48x54x36	RCWT485436CTDR-74P	□□□□	□□	□□	□□	□□□	□□□	□□□	□□	□□□	□□□	281.9#	$ 3070	N/A	N/A	$ 762
	48x54x35-3/4	RCWT485436CTDR-RNT	□□□□	□□	□□	□□	□□□		□□□	□□	□□□	□□□	303.2#	N/A	4127	N/A	762
	48x54x36-1/2	RCWT485436CTDR-WBB	□□□□	□□	□□	□□	□□□		□□□	□□	□□□	□□□	322.2#	N/A	N/A	4817	762
			Ⓐ	Ⓑ	Ⓒ	Ⓓ	Ⓔ	Ⓕ	Ⓖ	Ⓗ	Ⓘ	Ⓙ	Ⓚ				

HOW TO ORDER

Indicate the following information on order form:
1. Quantity of each item.
2. Model number, including options. See "How To Build a Model Number".
3. Any special service required.

Note: • The □ indicates that a choice is required.
- The absence of the □ indicates that no choice is required.
- Alpha-numeric characters in place of □ indicate that no other alternatives are available.

HOW TO BUILD A MODEL NUMBER

Ⓐ Select basic model.

Ⓑ Select power option.

NP	- No power
WPC2	- Two under-surface modules w/ USB-A/C and wire mgmt (10ft cords)

See upcharge column for pricing.

Ⓒ Select power module color.

P1	- Black
P2	- Cool Grey

Ⓓ Select book bag hooks.

NB	- No book bag hook
BH	- Four book bag hooks (chrome); add $36

Ⓔ Select base color.
Refer to the **Product Color Options** page in this price list.

Ⓕ Select top color.
Refer to the **Product Color Options** page in this price list.

Ⓖ Select edge color.
Refer to the **Product Color Options** page in this price list.

Ⓗ Select door color.
Refer to the **Product Color Options** page in this price list.

Ⓘ Select door pull.

S6	- Beveled pull Black
S5	- Beveled pull Satin Chrome

Ⓙ Select lock option.

KS	- Key standard
NLC	- No lock core
KA	- Key alike

Ⓚ Select lock color.
Refer to the **Product Color Options** page in this price list.

SPECIAL SERVICES

Special Carton Marking

With specially marked information N/C

Shipping

Ships **partially assembled, FOB Pembroke, ON K8A 0E1, freight excluded.** Freight class 100.

Specifications and prices are subject to change without prior notice.

Ruckus® Worktable (Freight Excluded Pricing)

Ruckus® Worktable (Freight Excluded Pricing)

	D x W x H	MODEL NUMBER Basic Model	Power Option	Power Module Color	Book Bag Hook	Base Color	Top Color	Edge Color	Door Color	Pull Option	Lock Option	Lock Color	Approx. Packaged Weight	1-1/4" Laminate Top with 74P Edge (74P)	1" Phenolic Resin Top (RNT)	WPC2 Power Option
 RCWT **Double-faced 2x2 Cubby Storage, Open** • Toolless removable worksurface to ease relocation • Worksurface dimensions: 60x54 • Storage base dimensions: 36x30 • Unit ships partially assembled, casters and worksurface are field installed • Shown with optional power modules WPC2 • Cubby spaces 14"Hx13.5"Wx17"D	60x54x36	RCWT605436COP-74P	□□□□	□□	□□	□□	□□□	□□□					270.2#	$ 2717	N/A	$ 762
	60x54x35-3/4	RCWT605436COP-RNT	□□□□	□□	□□	□□	□□□						324.9#	N/A	3952	762
 RCWT **Double-faced 2x2 Cubby Storage, with Doors** • Toolless removable worksurface to ease relocation • Worksurface dimensions: 60x54 • Storage base dimensions: 36x30 • Unit ships partially assembled, casters and worksurface are field installed • Shown with optional power modules WPC2 • Cubby spaces 14"Hx13.5"Wx17"D • Secure locking doors	60x54x36	RCWT605436CDR-74P	□□□□	□□	□□	□□	□□□	□□□	□□□	□□	□□□	□□□	292.2#	$ 3183	N/A	$ 762
	60x54x35-3/4	RCWT605436CDR-RNT	□□□□	□□	□□	□□	□□□		□□□	□□	□□□	□□□	346.9#	N/A	4399	762

Ⓐ Ⓑ Ⓒ Ⓓ Ⓔ Ⓕ Ⓖ Ⓗ Ⓘ Ⓙ Ⓚ

HOW TO ORDER

Indicate the following information on order form:
1. Quantity of each item.
2. Model number, including options. See "How To Build a Model Number".
3. Any special service required.

Note: • The □ indicates that a choice is required.
• The absence of the □ indicates that no choice is required.
• Alpha-numeric characters in place of □ indicate that no other alternatives are available.

HOW TO BUILD A MODEL NUMBER

Ⓐ Select basic model.

Ⓑ Select power option.

NP	- No power
WPC2	- Two under-surface modules w/ USB-A/C and wire mgmt (10ft cords)

See upcharge column for pricing.

Ⓒ Select power module color.

P1	- Black
P2	- Cool Grey

Ⓓ Select book bag hooks.

NB	- No book bag hook
BH	- Eight book bag hooks (chrome); add $72

Ⓔ Select base color.
Refer to the **Product Color Options** page in this price list.

Ⓕ Select top color.
Refer to the **Product Color Options** page in this price list.

Ⓖ Select edge color.
Refer to the **Product Color Options** page in this price list.

Ⓗ Select door color.
Refer to the **Product Color Options** page in this price list.

Ⓘ Select door pull.

S6	- Beveled pull Black
S5	- Beveled pull Satin Chrome

Ⓙ Select lock option.

KS	- Key standard
NLC	- No lock core
KA	- Key alike

Ⓚ Select lock color.
Refer to the **Product Color Options** page in this price list.

SPECIAL SERVICES

Special Carton Marking

With specially marked information	N/C

Shipping

Ships **partially assembled, FOB Pembroke, ON K8A 0E1, freight excluded.** Freight class 100.

Specifications and prices are subject to change without prior notice.

Ruckus® Worktable (Freight Excluded Pricing)

Ruckus® Worktable (Freight Excluded Pricing)

	D x W x H	MODEL NUMBER Basic Model	Power Option	Power Module Color	Book Bag Hook	Base Color	Top Color	Edge Color	Door Color	Pull Option	Lock Option	Lock Color	Approx. Packaged Weight	1-1/4" Laminate Top with 74P Edge (74P)	1" Phenolic Resin Top (RNT)	WPC2 Power Option
 RCWT **Double-faced Tote Storage, (12) 6" & (4) 3" Totes, Open** • Toolless removable worksurface to ease relocation • Worksurface dimensions: 60x54 • Storage base dimensions: 36x30 • Unit ships partially assembled, casters and worksurface are field installed • Shown with optional power modules WPC2 • Totes included are translucent with no lid	60x54x36	RCWT605436TOP-74P	□□□□	□□	□□	□□	□□□	□□□					290.6#	$ 2950	N/A	$ 762
	60x54x35-3/4	RCWT605436TOP-RNT	□□□□	□□	□□	□□	□□□						345.3#	N/A	4233	762
RCWT **Double-faced Tote Storage, (12) 6" & (4) 3" Totes, With Doors** • Toolless removable worksurface to ease relocation • Worksurface dimensions: 60x54 • Storage base dimensions: 36x30 • Unit ships partially assembled, casters and worksurface are field installed • Shown with optional power modules WPC2 • Totes included are translucent with no lid • Secure locking doors	60x54x36	RCWT605436TDR-74P	□□□□	□□	□□	□□	□□□	□□□	□□□	□□	□□□	□□□	312.6#	$ 3416	N/A	$ 762
	60x54x35-3/4	RCWT605436TDR-RNT	□□□□	□□	□□	□□	□□□		□□□	□□	□□□	□□□	367.3#	N/A	4686	762
			Ⓐ													

HOW TO ORDER

Indicate the following information on order form:
1. Quantity of each item.
2. Model number, including options. See "How To Build a Model Number".
3. Any special service required.

Note: • The □ indicates that a choice is required.
- The absence of the □ indicates that no choice is required.
- Alpha-numeric characters in place of □ indicate that no other alternatives are available.

HOW TO BUILD A MODEL NUMBER

Ⓐ Select basic model.

Ⓑ Select power option.

NP	- No power
WPC2	- Two under-surface modules w/ USB-A/C and wire mgmt (10ft cords)

See upcharge column for pricing.

Ⓒ Select power module color.

P1	- Black
P2	- Cool Grey

Ⓓ Select book bag hooks.

NB	- No book bag hook
BH	- Eight book bag hooks (chrome); add $72

Ⓔ Select base color.
Refer to the **Product Color Options** page in this price list.

Ⓕ Select top color.
Refer to the **Product Color Options** page in this price list.

Ⓖ Select edge color.
Refer to the **Product Color Options** page in this price list.

Ⓗ Select door color.
Refer to the **Product Color Options** page in this price list.

Ⓘ Select door pull.

S6	- Beveled pull Black
S5	- Beveled pull Satin Chrome

Ⓙ Select lock option.

KS	- Key standard
NLC	- No lock core
KA	- Key alike

Ⓚ Select lock color.
Refer to the **Product Color Options** page in this price list.

SPECIAL SERVICES

Special Carton Marking

With specially marked information N/C

Shipping

Ships **partially assembled, FOB Pembroke, ON K8A 0E1, freight excluded.** Freight class 100.

Specifications and prices are subject to change without prior notice.

Ruckus® Worktable (Freight Excluded Pricing)

Ruckus® Worktable (Freight Excluded Pricing)

	MODEL	D x W x H	MODEL NUMBER: Basic Model	Power Option	Power Module Color	Book Bag Hook	Base Color	Top Color	Edge Color	Approx. Packaged Weight	1-1/4" Laminate Top with 74P Edge (74P)	1" Phenolic Resin Top (RNT)	WPC2 Power Option
 RCWT	**Double-faced 2x2 Cubby and Tote Storage, (6) 6" & (2) 3" Totes, Open** • Toolless removable worksurface to ease relocation • Worksurface dimensions: 60x54 • Storage base dimensions: 36x30 • Unit ships partially assembled, casters and worksurface are field installed • Shown with optional power modules WPC2 • Totes included are translucent with no lid • Cubby spaces14"Hx13.5"Wx17"D	60x54x36	RCWT605436CTOP-74P	□□□□	□□	□□	□□	□□□	□□□	280.4#	$ 2835	N/A	$ 762
		60x54x35-3/4	RCWT605436CTOP-RNT	□□□□	□□	□□	□□	□□□		335.1#	N/A	4063	762
				Ⓑ	Ⓒ	Ⓓ	Ⓔ	Ⓕ	Ⓖ				

HOW TO ORDER

Indicate the following information on order form:
1. Quantity of each item.
2. Model number, including options. See "How To Build a Model Number".
3. Any special service required.

Note: • The □ indicates that a choice is required.
- The absence of the □ indicates that no choice is required.
- Alpha-numeric characters in place of □ indicate that no other alternatives are available.

HOW TO BUILD A MODEL NUMBER

Ⓐ Select basic model.

Ⓑ Select power option.

NP	- No power
WPC2	- Two under-surface modules w/ USB-A/C and wire mgmt (10ft cords)

See upcharge column for pricing.

Ⓒ Select power module color.

P1	- Black
P2	- Cool Grey

Ⓓ Select book bag hooks.

NB	- No book bag hook
BH	- Eight book bag hooks (chrome); add $72

Ⓔ Select base color.
Refer to the **Product Color Options** page in this price list.

Ⓕ Select top color.
Refer to the **Product Color Options** page in this price list.

Ⓖ Select edge color.
Refer to the **Product Color Options** page in this price list.

SPECIAL SERVICES

Special Carton Marking

With specially marked information	N/C

Shipping

Ships **partially assembled, FOB Pembroke, ON K8A 0E1, freight excluded.** Freight class 100.

Specifications and prices are subject to change without prior notice.

Ruckus® Worktable (Freight Excluded Pricing)

Ruckus® Worktable (Freight Excluded Pricing)



RCWT

Double-faced 2x2 Cubby and Tote Storage, (6) 6" & (2) 3" Totes, With Doors

- Toolless removable worksurface to ease relocation
- Worksurface dimensions: 60x54
- Storage base dimensions: 36x30
- Unit ships partially assembled, casters and worksurface are field installed
- Shown with optional power modules WPC2
- Totes included are translucent with no lid
- Cubby spaces 14"Hx13.5"Wx17"D
- Secure locking doors

		MODEL NUMBER																
	D x W x H	Basic Model	Power Option	Power Module Color	Book Bag Hook	Base Color	Top Color	Edge Color	Door Color	Pull Option	Lock Option	Lock Color	Approx. Packaged Weight	1-1/4" Laminate Top with 74P Edge (74P)	1" Phenolic Resin Top (RNT)	WPC2 Power Option
			Ⓐ	Ⓑ	Ⓒ	Ⓓ	Ⓔ	Ⓕ	Ⓖ	Ⓗ	Ⓘ	Ⓙ	Ⓚ				
	60x54x36	RCWT605436CTDR-74P	□□□□	□□	□□	□□	□□□	□□□	□□□	□□	□□□	□□□	280.4#	$ 3300	N/A	$ 762
	60x54x35-3/4	RCWT605436CTDR-RNT	□□□□	□□	□□	□□	□□□		□□□	□□	□□□	□□□	335.1#	N/A	4511	762

HOW TO ORDER

Indicate the following information on order form:
1. Quantity of each item.
2. Model number, including options. See "How To Build a Model Number".
3. Any special service required.

Note: • The □ indicates that a choice is required.
- The absence of the □ indicates that no choice is required.
- Alpha-numeric characters in place of □ indicate that no other alternatives are available.

HOW TO BUILD A MODEL NUMBER

Ⓐ Select basic model.

Ⓑ Select power option.

NP	- No power
WPC2	- Two under-surface modules w/ USB-A/C and wire mgmt (10ft cords)

See upcharge column for pricing.

Ⓒ Select power module color.

P1	- Black
P2	- Cool Grey

Ⓓ Select book bag hooks.

NB	- No book bag hook
BH	- Eight book bag hooks (chrome); add $72

Ⓔ Select base color.
Refer to the **Product Color Options** page in this price list.

Ⓕ Select top color.
Refer to the **Product Color Options** page in this price list.

Ⓖ Select edge color.
Refer to the **Product Color Options** page in this price list.

Ⓗ Select door color.
Refer to the **Product Color Options** page in this price list.

Ⓘ Select door pull.

S6	- Beveled pull Black
S5	- Beveled pull Satin Chrome

Ⓙ Select lock option.

KS	- Key standard
NLC	- No lock core
KA	- Key alike

Ⓚ Select lock color.
Refer to the **Product Color Options** page in this price list.

SPECIAL SERVICES

Special Carton Marking

With specially marked information N/C

Shipping

Ships **partially assembled, FOB Pembroke, ON K8A 0E1, freight excluded.** Freight class 100.

Specifications and prices are subject to change without prior notice.

Ruckus® Worktable (Freight Excluded Pricing)

Accessories

Ruckus® Worktable (Freight Excluded Pricing)
Accessories

	MODEL	MODEL NUMBER Basic Model	Rail Color	Finish	Approx. Packaged Weight	Freight Excluded Pricing
 RCKA	**Tote Storage Removeable Steel Shelf with Rail Set**	RKATSSHELF	□□		4.5#	$ 44
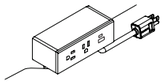 RCWA	**Above-surface power module w/ USB charging, 10' cord and wire management**	RCWAPA1		□□	3.0#	$ 463
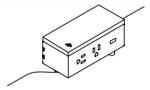 RCWA	**Above-surface power module w/ USB and Qi wireless charging, 10' cord and wire management**	RCWAPB1		□□	3.0#	$ 585
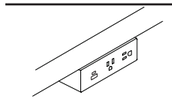 RCWA	**Undersurface power module w/ USB charging, 10' cord and wire management**	RCWAPC1		□□	3.0#	$ 435
 HRDPT	**Ruckus Book Bag Hook**	RCWABBH1			3.0#	$ 10
		Ⓐ	Ⓑ	Ⓒ		

HOW TO ORDER

Indicate the following information on order form:
1. Quantity of each item.
2. Model number, including options. See "How To Build a Model Number".
3. Any special service required.

Note: • The □ indicates that a choice is required.
- The absence of the □ indicates that no choice is required.
- Alpha-numeric characters in place of □ indicate that no other alternatives are available.

HOW TO BUILD A MODEL NUMBER

Ⓐ Select basic model.

Ⓑ Select rail color.
Refer to the **Product Color Options** page in this price list.

Ⓒ Select finish.
Refer to the **Product Color Options** page in this price list.

SPECIAL SERVICES

Special Carton Marking

With specially marked information N/C

Shipping

Ships **assembled, FOB Pembroke, ON K8A 0E1, freight excluded.** Freight class 100.

Specifications and prices are subject to change without prior notice.

Ruckus® Storage (Freight Excluded Pricing)

Bookcase

Ruckus® Storage (Freight Excluded Pricing)
Bookcase

	MODEL	W x D x H	MODEL NUMBER: Basic Model	Base	Top Color	Edge Color	Shell Color	Approx. Packaged Weight	Freight Excluded Pricing
	**Single-Face Bookcase Unit with Shelves** • Laminate top (1-1/4" with 74P edge) • Single sided storage • 3 compartments per side (3 total) • Unit ships assembled; glides/casters are field installed	36 x 18 x 36"	RKB361836	□□□	□□□	□□□	□□	81.7#	$ 1035
		36 x 18 x 42"	RKB361842	□□□	□□□	□□□	□□	89.7#	1079
RCKB									
	**Double-Face Bookcase Unit with Shelves** • Laminate top (1-1/4" with 74P edge) • Dual sided storage • 3 compartments per side (6 total) • Unit ships assembled; glides/casters are field installed	36 x 24 x 36"	RKB362436	□□□	□□□	□□□	□□	161.0#	$ 1187
		36 x 24 x 42"	RKB362442	□□□	□□□	□□□	□□	170.6#	1249
RCKB									
			Ⓐ	Ⓑ	Ⓒ	Ⓓ	Ⓔ		

HOW TO ORDER

Indicate the following information on order form:
1. Quantity of each item.
2. Model number, including options. See "How To Build a Model Number".
3. Any special service required.

Note: • The □ indicates that a choice is required.
- The absence of the □ indicates that no choice is required.
- Alpha-numeric characters in place of □ indicate that no other alternatives are available.

HOW TO BUILD A MODEL NUMBER

Ⓐ Select basic model.

Ⓑ Select base option.

4CW	- 4 black casters
4GB	- 4 black glides

Ⓒ Select top laminate surface.
Refer to the **Product Color Options** page in this price list.

Ⓓ Select edge color.
Refer to the **Product Color Options** page in this price list.

Ⓔ Select shell color.
Refer to the **Product Color Options** page in this price list.

FINISH INFORMATION

Additional Laminate Offering

Additional laminates beyond KI standard offering, are available with two weeks extended leadtime. To specify additional laminates, use these designators followed by the supplier's color/pattern code:

Formica - LF/supplier's color pattern code
Nevamar - LN/supplier's color pattern code
Wilsonart - LW/supplier's color pattern code

KI's standard finish is the supplier's recommended finish for that color/pattern. Note: Nonstandard laminates from these suppliers (example: textured laminates), require an upcharge and additional leadtime.
Contact KI.

SPECIAL SERVICES

Special Carton Marking

With specially marked information	N/C

Shipping

Ships **assembled, FOB Pembroke, ON K8A 0E1, freight excluded.** Freight class 100.

Specifications and prices are subject to change without prior notice.

Ruckus® Storage (Freight Excluded Pricing)
Cubbies

Ruckus® Storage (Freight Excluded Pricing)
Cubbies

	MODEL	W x D x H	MODEL NUMBER: Basic Model	Base	Top Color	Edge Color	Shell Color	Approx. Packaged Weight	Freight Excluded Pricing
 RCKC	**Single-Face Cubbies 2x3-Open Units** • Laminate top (1-1/4" with 74P edge) • Single sided storage (6 total compartments) • Unit ships assembled; glides/casters are field installed	36 x 18 x 36"	RKC361836OP	□□□	□□□	□□□	□□	96.6#	$ 1255
		36 x 18 x 42"	RKC361842OP	□□□	□□□	□□□	□□	107.3#	1265
 RCKC	**Single-Face Cubbies 3x3-Open Units** • Laminate top (1-1/4" with 74P edge) • Single sided storage (9 total compartments) • Unit ships assembled; glides/casters are field installed	54 x 18 x 36"	RKC541836OP	□□□	□□□	□□□	□□	138.4#	$ 1588
		54 x 18 x 42"	RKC541842OP	□□□	□□□	□□□	□□	150.0#	1642
 RCKC	**Double-Face Cubbies 2x3-Open Units** • Laminate top (1-1/4" with 74P edge) • Dual sided storage (12 total compartments) • Unit ships assembled; glides/casters are field installed	36 x 24 x 36"	RKC362436OP	□□□	□□□	□□□	□□	181.4#	$ 1394
		36 x 24 x 42"	RKC362442OP	□□□	□□□	□□□	□□	194.6#	1443
 RCKC	**Double-Face Cubbies 3x3-Open Units** • Laminate top (1-1/4" with 74P edge) • Dual sided storage (18 total compartments) • Unit ships assembled; glides/casters are field installed	54 x 24 x 36"	RKC542436OP	□□□	□□□	□□□	□□	235.2#	$ 1815
		54 x 24 x 42"	RKC542442OP	□□□	□□□	□□□	□□	253.1#	1881
				Ⓐ	Ⓑ	Ⓒ	Ⓓ	Ⓔ	

HOW TO ORDER

Indicate the following information on order form:
1. Quantity of each item.
2. Model number, including options. See "How To Build a Model Number".
3. Any special service required.

Note: • The □ indicates that a choice is required.
- The absence of the □ indicates that no choice is required.
- Alpha-numeric characters in place of □ indicate that no other alternatives are available.

HOW TO BUILD A MODEL NUMBER

Ⓐ Select basic model.

Ⓑ Select base option.

4CW	- 4 black casters
4GB	- 4 black glides

Ⓒ Select top laminate surface.
Refer to the **Product Color Options** page in this price list.

Ⓓ Select edge color.
Refer to the **Product Color Options** page in this price list.

Ⓔ Select shell color.
Refer to the **Product Color Options** page in this price list.

FINISH INFORMATION

Additional Laminate Offering
Additional laminates beyond KI standard offering, are available with two weeks extended leadtime. To specify additional laminates, use these designators followed by the supplier's color/pattern code:

Formica - LF/supplier's color pattern code
Nevamar - LN/supplier's color pattern code
Wilsonart - LW/supplier's color pattern code

KI's standard finish is the supplier's recommended finish for that color/pattern. Note: Nonstandard laminates from these suppliers (example: textured laminates), require an upcharge and additional leadtime.
Contact KI.

SPECIAL SERVICES

Special Carton Marking

With specially marked information	N/C

Shipping
Ships **assembled, FOB Pembroke, ON K8A 0E1, freight excluded.** Freight class 100.

Specifications and prices are subject to change without prior notice.

Ruckus® Storage (Freight Excluded Pricing)

Cubbies

Ruckus® Storage (Freight Excluded Pricing)
Cubbies

	W x D x H	MODEL NUMBER Basic Model	Door Lock Option	Pull Option	Base	Top Color	Edge Color	Shell Color	Door Color	Lock Option	Lock Color	Approx. Packaged Weight	Freight Excluded Pricing Standard Lock	Freight Excluded Pricing Padlock	Freight Excluded Pricing Combination Lock	Freight Excluded Pricing Digital Lock
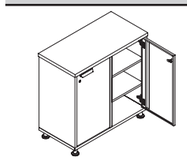	36 x 18 x 36”	RKC361836DR	□□□□□	□□	□□□	□□□	□□□	□□	□□□	□□	□□□	114.4#	$ 1596	$ 1621	$ 1848	$ 2225
	36 x 18 x 42”	RKC361842DR	□□□□□	□□	□□□	□□□	□□□	□□	□□□	□□	□□□	128.1#	1630	1656	1882	2261
RCKC																
Single-Face Cubbies 2x3-With Doors																
• Laminate top (1-1/4” with 74P edge) • Single sided storage (6 total compartments) • Secure locking doors • 4 Locking options offered • Unit ships assembled; glides/casters are field installed																
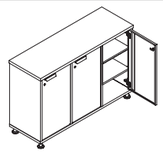	54 x 18 x 36”	RKC541836DR	□□□□□	□□	□□□	□□□	□□□	□□	□□□	□□	□□□	161.7#	$ 2092	$ 2136	$ 2721	$ 3037
	54 x 18 x 42”	RKC541842DR	□□□□□	□□	□□□	□□□	□□□	□□	□□□	□□	□□□	180.7#	2144	2188	2780	3089
RCKC																
Single-Face Cubbies 3x3-With Doors																
• Laminate top (1-1/4” with 74P edge) • Single sided storage (9 total compartments) • Secure locking doors • 4 Locking options offered • Unit ships assembled; glides/casters are field installed																

Ⓐ Ⓑ Ⓒ Ⓓ Ⓔ Ⓕ Ⓖ Ⓗ Ⓘ Ⓙ

HOW TO ORDER

Indicate the following information on order form:
1. Quantity of each item.
2. Model number, including options. See “How To Build a Model Number”.
3. Any special service required.

Note: • The □ indicates that a choice is required.
- The absence of the □ indicates that no choice is required.
- Alpha-numeric characters in place of □ indicate that no other alternatives are available.

HOW TO BUILD A MODEL NUMBER

Ⓐ Select basic model.

Ⓑ Select door lock option.

SLCKL	- Standard lock hinged left
SLCKR	- Standard lock hinged right
PLCKL	- Padlock hinged left
PLCKR	- Padlock hinged right
CLCKL	- Combination lock hinged left
CLCKR	- Combination lock hinged right
DLCKL	- Digital lock hinged left
DLCKR	- Digital lock hinged right

Ⓒ Select pull option.

S6	- Beveled pull Black
S5	- Beveled pull Satin Chrome

Pull selection only when SLCKR or SLCKL key lock is selected.

Ⓓ Select base option.

4CW	- 4 black casters
4GB	- 4 black glides

Ⓔ Select top laminate surface.
Refer to the **Product Color Options** page in this price list.

Ⓕ Select edge color.
Refer to the **Product Color Options** page in this price list.

Ⓖ Select shell color.
Refer to the **Product Color Options** page in this price list.

Ⓗ Select front door color.
Refer to the **Product Color Options** page in this price list.

Ⓘ Select lock optiion.

KS	- Key standard
NLC	- No lock core
KA	- Key alike

Available ONLY when the standard lock is selected.

Ⓙ Select lock color.
Refer to the **Product Color Options** page in this price list.

FINISH INFORMATION

Additional Laminate Offering

Additional laminates beyond KI standard offering, are available with two weeks extended leadtime. To specify additional laminates, use these designators followed by the supplier’s color/pattern code:

Formica - LF/supplier’s color pattern code
Nevamar - LN/supplier’s color pattern code
Wilsonart - LW/supplier’s color pattern code

KI’s standard finish is the supplier’s recommended finish for that color/pattern. Note: Nonstandard laminates from these suppliers (example: textured laminates), require an upcharge and additional leadtime.
Contact KI.

SPECIAL SERVICES

Special Carton Marking

With specially marked information N/C

Shipping

Ships **assembled, FOB Pembroke, ON K8A 0E1, freight excluded.** Freight class 100.

Specifications and prices are subject to change without prior notice.

Ruckus® Storage (Freight Excluded Pricing)

Cubbies

Ruckus® Storage (Freight Excluded Pricing)
Cubbies

	W x D x H	MODEL NUMBER: Basic Model	Door Lock Option	Pull Option	Base	Top Color	Edge Color	Shell Color	Door Color	Lock Option	Lock Color	Approx. Packaged Weight	Freight Excluded Pricing Standard Lock	Freight Excluded Pricing Padlock	Freight Excluded Pricing Combination Lock	Freight Excluded Pricing Digital Lock
 RKC362436DR / RCKC	36 x 24 x 36”	RKC362436DR	□□□□□	□□	□□□	□□□	□□□	□□	□□□	□□	□□□	208.2#	$ 1821	$ 1870	$ 2237	$ 2957
	36 x 24 x 42”	RKC362442DR	□□□□□	□□	□□□	□□□	□□□	□□	□□□	□□	□□□	226.0#	1881	1931	2297	3018
Double-Face Cubbies 2x3-With Doors • Laminate top (1-1/4” with 74P edge) • Dual sided storage (12 total compartments) • Secure locking doors • 4 Locking options offered • Unit ships assembled; glides/casters are field installed																
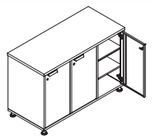 RKC542436DR / RCKC	54 x 24 x 36”	RKC542436DR	□□□□□	□□	□□□	□□□	□□□	□□	□□□	□□	□□□	275.4#	$ 2422	$ 2496	$ 3047	$ 4128
	54 x 24 x 42”	RKC542442DR	□□□□□	□□	□□□	□□□	□□□	□□	□□□	□□	□□□	300.3#	2503	2578	3128	4209
Double-Face Cubbies 3x3-With Doors • Laminate top (1-1/4” with 74P edge) • Dual sided storage (18 total compartments) • Secure locking doors • 4 Locking options offered • Unit ships assembled; glides/casters are field installed																

Ⓐ Ⓑ Ⓒ Ⓓ Ⓔ Ⓕ Ⓖ Ⓗ Ⓘ Ⓙ

HOW TO ORDER

Indicate the following information on order form:
1. Quantity of each item.
2. Model number, including options. See “How To Build a Model Number”.
3. Any special service required.

Note: • The □ indicates that a choice is required.
- The absence of the □ indicates that no choice is required.
- Alpha-numeric characters in place of □ indicate that no other alternatives are available.

HOW TO BUILD A MODEL NUMBER

Ⓐ Select basic model.

Ⓑ Select door lock option.

SLCKL	- Standard lock hinged left
SLCKR	- Standard lock hinged right
PLCKL	- Padlock hinged left
PLCKR	- Padlock hinged right
CLCKL	- Combination lock hinged left
CLCKR	- Combination lock hinged right
DLCKL	- Digital lock hinged left
DLCKR	- Digital lock hinged right

Ⓒ Select pull option.

S6	- Beveled pull Black
S5	- Beveled pull Satin Chrome

Pull selection only when SLCKR or SLCKL key lock is selected.

Ⓓ Select base option.

4CW	- 4 black casters
4GB	- 4 black glides

Ⓔ Select top laminate surface.
Refer to the **Product Color Options** page in this price list.

Ⓕ Select edge color.
Refer to the **Product Color Options** page in this price list.

Ⓖ Select shell color.
Refer to the **Product Color Options** page in this price list.

Ⓗ Select front door color.
Refer to the **Product Color Options** page in this price list.

Ⓘ Select lock optiion.

KS	- Key standard
NLC	- No lock core
KA	- Key alike

Available ONLY when the standard lock is selected.

Ⓙ Select lock color.
Refer to the **Product Color Options** page in this price list.

FINISH INFORMATION

Additional Laminate Offering

Additional laminates beyond KI standard offering, are available with two weeks extended leadtime. To specify additional laminates, use these designators followed by the supplier’s color/pattern code:

Formica - LF/supplier’s color pattern code
Nevamar - LN/supplier’s color pattern code
Wilsonart - LW/supplier’s color pattern code

KI’s standard laminate finish is the supplier’s recommended finish for that color/pattern.
Note: Nonstandard laminates from these suppliers (example: textured laminates) require a Product Modification Request.
Contact customer service for details.

SPECIAL SERVICES

Special Carton Marking

With specially marked information N/C

Shipping

Ships **assembled, FOB Pembroke, ON K8A 0E1, freight excluded.** Freight class 100.

Specifications and prices are subject to change without prior notice.

Ruckus® Storage (Freight Excluded Pricing)
Totes

Ruckus® Storage (Freight Excluded Pricing)
Totes

	MODEL	W x D x H	MODEL NUMBER Basic Model	Base	Shell Color	Approx. Packaged Weight	Freight Excluded Pricing
 RCKT	**Short 2-Column Unit, Open with (12)3" Totes** • Single-Face only • Totes included are translucent with no lid (not included on the 'empty' model) • Unit ships assembled, including totes and rail sets; glides/casters are field installed	30 x 18 x 27-3/4"	RKT301828OP/3T	□□□	□□	87.8#	$ 1143
 RCKT	**Short 2-Column Unit, Open with (6)6" Totes** • Single-Face only • Totes included are translucent with no lid (not included on the 'empty' model) • Unit ships assembled, including totes and rail sets; glides/casters are field installed	30 x 18 x 27-3/4"	RKT301828OP/6T	□□□	□□	83.9#	$ 1055
 RCKT	**Short 2-Column Unit, Open with (8)3" and (2)6" Totes** • Single-Face only • Totes included are translucent with no lid (not included on the 'empty' model) • Unit ships assembled, including totes and rail sets; glides/casters are field installed	30 x 18 x 27-3/4"	RKT301828OP/36T	□□□	□□	86.5#	$ 1124
 RCKT	**Short 2-Column Unit, Open-Empty** • Single-Face only • Tote and rail sets must be ordered separately and installed on-site • Unit ships assembled; glides/casters are field installed	30 x 18 x 27-3/4"	RKT301828OP/XT	□□□	□□	74.0#	$ 891
			Ⓐ	Ⓑ	Ⓒ		

HOW TO ORDER

Indicate the following information on order form:
1. Quantity of each item.
2. Model number, including options. See "How To Build a Model Number".
3. Any special service required.

Note: • The □ indicates that a choice is required.
- The absence of the □ indicates that no choice is required.
- Alpha-numeric characters in place of □ indicate that no other alternatives are available.

HOW TO BUILD A MODEL NUMBER

Ⓐ Select basic model.

Ⓑ Select base option.

4CW	- 4 black casters
4GB	- 4 black glides

Ⓒ Select shell color.
Refer to the **Product Color Options** page in this price list.

SPECIAL SERVICES

Special Carton Marking

With specially marked information	N/C

Shipping

Ships **assembled, FOB Pembroke, ON K8A 0E1, freight excluded.** Freight class 100.

Specifications and prices are subject to change without prior notice.

Ruckus® Storage (Freight Excluded Pricing)

Totes

Ruckus® Storage (Freight Excluded Pricing)
Totes

	MODEL	W x D x H	MODEL NUMBER: Basic Model	Pull Option	Base	Shell Color	Door Color	Lock Option	Lock Color	Approx. Packaged Weight	Freight Excluded Pricing
 RCKT	**Short 2-Column Unit with Doors and (12)3" Totes** • Single-Face only • Totes included are translucent with no lid (not included on the 'empty' model) • Unit ships assembled, including totes and rail sets; glides/casters are field installed • Secure locking doors	30 x 18 x 27-3/4"	RKT301828DR/3T	□□	□□□	□□	□□□	□□	□□□	112.1#	$ 1363
 RCKT	**Short 2-Column Unit with Doors and (6)6" Totes** • Single-Face only • Totes included are translucent with no lid (not included on the 'empty' model) • Unit ships assembled, including totes and rail sets; glides/casters are field installed • Secure locking doors	30 x 18 x 27-3/4"	RKT301828DR/6T	□□	□□□	□□	□□□	□□	□□□	108.3#	$ 1276
 RCKT	**Short 2-Column Unit with Doors and (8)3" and (2)6" Totes** • Single-Face only • Totes included are translucent with no lid (not included on the 'empty' model) • Unit ships assembled, including totes and rail sets; glides/casters are field installed • Secure locking doors	30 x 18 x 27-3/4"	RKT301828DR/36T	□□	□□□	□□	□□□	□□	□□□	110.8#	$ 1344
 RCKT	**Short 2-Column Unit with Doors-Empty** • Single-Face only • Tote and rail sets must be ordered separately and installed on-site • Unit ships assembled; glides/casters are field installed • Secure locking doors	30 x 18 x 27-3/4"	RKT301828DR/XT	□□	□□□	□□	□□□	□□	□□□	98.3#	$ 1111
			Ⓐ	Ⓑ	Ⓒ	Ⓓ	Ⓔ	Ⓕ	Ⓖ		

HOW TO ORDER

Indicate the following information on order form:
1. Quantity of each item.
2. Model number, including options. See "How To Build a Model Number".
3. Any special service required.

Note: • The □ indicates that a choice is required.
• The absence of the □ indicates that no choice is required.
• Alpha-numeric characters in place of □ indicate that no other alternatives are available.

HOW TO BUILD A MODEL NUMBER

Ⓐ Select basic model.

Ⓑ Select pull option.

S5	- Beveled pull Satin Chrome
S6	- Beveled pull Black

Ⓒ Select base option.

4CW	- 4 black casters
4GB	- 4 black glides

Ⓓ Select shell color.
Refer to the **Product Color Options** page in this price list.

Ⓔ Select front door color.
Refer to the **Product Color Options** page in this price list.

Ⓕ Select lock optiion.

KA	- Key alike
KS	- Key standard
NLC	- No lock core

Ⓖ Select lock color.
Refer to the **Product Color Options** page in this price list.

SPECIAL SERVICES

Special Carton Marking

With specially marked information N/C

Shipping

Ships **assembled, FOB Pembroke, ON K8A 0E1, freight excluded.** Freight class 100.

Specifications and prices are subject to change without prior notice.

Ruckus® Storage (Freight Excluded Pricing)
Totes

Ruckus® Storage (Freight Excluded Pricing)
Totes

	MODEL	W x D x H	MODEL NUMBER Basic Model	Base	Shell Color	Approx. Packaged Weight	Freight Excluded Pricing
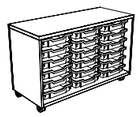 RCKT	**Short 3-Column Unit, Open with (18)3" Totes** • Single-Face only • Totes included are translucent with no lid (not included on the 'empty' model) • Unit ships assembled, including totes and rail sets; glides/casters are field installed	44 x 18 x 27-3/4"	RKT441828OP/3T	□□□	□□	123.4#	$ 1450
 RCKT	**Short 3-Column Unit, Open with (9)6" Totes** • Single-Face only • Totes included are translucent with no lid (not included on the 'empty' model) • Unit ships assembled, including totes and rail sets; glides/casters are field installed	44 x 18 x 27-3/4"	RKT441828OP/6T	□□□	□□	117.5#	$ 1327
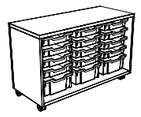 RCKT	**Short 3-Column Unit, Open with (12)3" and (3)6" Totes** • Single-Face only • Totes included are translucent with no lid (not included on the 'empty' model) • Unit ships assembled, including totes and rail sets; glides/casters are field installed	44 x 18 x 27-3/4"	RKT441828OP/36T	□□□	□□	124.6#	$ 1417
 RCKT	**Short 3-Column Unit, Open-Empty** • Single-Face only • Tote and rail sets must be ordered separately and installed on-site • Unit ships assembled; glides/casters are field installed	44 x 18 x 27-3/4"	RKT441828OP/XT	□□□	□□	102.7#	$ 1087

Ⓐ Ⓑ Ⓒ

HOW TO ORDER

Indicate the following information on order form:
1. Quantity of each item.
2. Model number, including options. See "How To Build a Model Number".
3. Any special service required.

Note: • The □ indicates that a choice is required.
• The absence of the □ indicates that no choice is required.
• Alpha-numeric characters in place of □ indicate that no other alternatives are available.

HOW TO BUILD A MODEL NUMBER

Ⓐ Select basic model.

Ⓑ Select base option.

4CW	- 4 black casters
4GB	- 4 black glides

Ⓒ Select shell color.
Refer to the **Product Color Options** page in this price list.

SPECIAL SERVICES

Special Carton Marking

With specially marked information	N/C

Shipping

Ships **assembled, FOB Pembroke, ON K8A 0E1, freight excluded.** Freight class 100.

Specifications and prices are subject to change without prior notice.

Ruckus® Storage (Freight Excluded Pricing)
Totes

Ruckus® Storage (Freight Excluded Pricing)
Totes

	MODEL	W x D x H	MODEL NUMBER: Basic Model	Pull Option	Base	Shell Color	Door Color	Lock Option	Lock Color	Approx. Packaged Weight	Freight Excluded Pricing
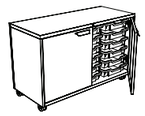 RCKT	**Short 3-Column Unit with Doors and (18)3" Totes** • Single-Face only • Totes included are translucent with no lid (not included on the 'empty' model) • Unit ships assembled, including totes and rail sets; glides/casters are field installed • Secure locking doors	44 x 18 x 27-3/4"	RKT441828DR/3T	☐☐	☐☐☐	☐☐	☐☐☐	☐☐	☐☐☐	149.4#	$ 1681
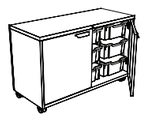 RCKT	**Short 3-Column Unit with Doors and (9)6" Totes** • Single-Face only • Totes included are translucent with no lid (not included on the 'empty' model) • Unit ships assembled, including totes and rail sets; glides/casters are field installed • Secure locking doors	44 x 18 x 27-3/4"	RKT441828DR/6T	☐☐	☐☐☐	☐☐	☐☐☐	☐☐	☐☐☐	143.5#	$ 1558
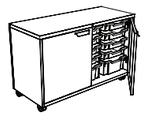 RCKT	**Short 3-Column Unit with Doors and (12)3" and (3)6" Totes** • Single-Face only • Totes included are translucent with no lid (not included on the 'empty' model) • Unit ships assembled, including totes and rail sets; glides/casters are field installed • Secure locking doors	44 x 18 x 27-3/4"	RKT441828DR/36T	☐☐	☐☐☐	☐☐	☐☐☐	☐☐	☐☐☐	150.6#	$ 1650
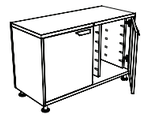 RCKT	**Short 3-Column Unit with Doors-Empty** • Single-Face only • Tote and rail sets must be ordered separately and installed on-site • Unit ships assembled; glides/casters are field installed • Secure locking doors	44 x 18 x 27-3/4"	RKT441828DR/XT	☐☐	☐☐☐	☐☐	☐☐☐	☐☐	☐☐☐	128.7#	$ 1318
			Ⓐ	Ⓑ	Ⓒ	Ⓓ	Ⓔ	Ⓕ	Ⓖ		

HOW TO ORDER

Indicate the following information on order form:
1. Quantity of each item.
2. Model number, including options. See "How To Build a Model Number".
3. Any special service required.

Note: • The ☐ indicates that a choice is required.
- The absence of the ☐ indicates that no choice is required.
- Alpha-numeric characters in place of ☐ indicate that no other alternatives are available.

HOW TO BUILD A MODEL NUMBER

Ⓐ Select basic model.

Ⓑ Select pull option.

S5	- Beveled pull Satin Chrome
S6	- Beveled pull Black

Ⓒ Select base option.

4CW	- 4 black casters
4GB	- 4 black glides

Ⓓ Select shell color.
Refer to the **Product Color Options** page in this price list.

Ⓔ Select front door color.
Refer to the **Product Color Options** page in this price list.

Ⓕ Select lock optiion.

KA	- Key alike
KS	- Key standard
NLC	- No lock core

Ⓖ Select lock color.
Refer to the **Product Color Options** page in this price list.

SPECIAL SERVICES

Special Carton Marking

With specially marked information N/C

Shipping

Ships **assembled, FOB Pembroke, ON K8A 0E1, freight excluded.** Freight class 100.

Specifications and prices are subject to change without prior notice.

Ruckus® Storage (Freight Excluded Pricing)

Totes

Ruckus® Storage (Freight Excluded Pricing)
Totes

	MODEL	W x D x H	MODEL NUMBER Basic Model	Base	Shell Color	Approx. Packaged Weight	Freight Excluded Pricing
 RCKT	**Tall 2-Column Unit, Open with (18)3" Totes** • Single-Face only • Totes included are translucent with no lid (not included on the 'empty' model) • Unit ships assembled, including totes and rail sets; glides/casters are field installed	30 x 18 x 40-3/4"	RKT301841OP/3T	□□□	□□	111.8#	$ 1396
 RCKT	**Tall 2-Column Unit, Open with (8)6" Totes** • Single-Face only • Totes included are translucent with no lid (not included on the 'empty' model) • Unit ships assembled, including totes and rail sets; glides/casters are field installed	30 x 18 x 40-3/4"	RKT301841OP/6T	□□□	□□	104.3#	$ 1250
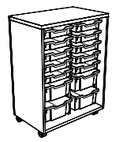 RCKT	**Tall 2-Column Unit, Open with (10)3" and (4)6" Totes** • Single-Face only • Totes included are translucent with no lid (not included on the 'empty' model) • Unit ships assembled, including totes and rail sets; glides/casters are field installed	30 x 18 x 40-3/4"	RKT301841OP/36T	□□□	□□	109.2#	$ 1348
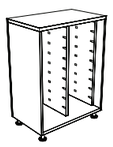 RCKT	**Tall 2-Column Unit, Open-Empty** • Single-Face only • Tote and rail sets must be ordered separately and installed on-site • Unit ships assembled; glides/casters are field installed	30 x 18 x 40-3/4"	RKT301841OP/XT	□□□	□□	91.1#	$ 1034
			Ⓐ	Ⓑ	Ⓒ		

HOW TO ORDER

Indicate the following information on order form:
1. Quantity of each item.
2. Model number, including options. See "How To Build a Model Number".
3. Any special service required.

Note: • The □ indicates that a choice is required.
• The absence of the □ indicates that no choice is required.
• Alpha-numeric characters in place of □ indicate that no other alternatives are available.

HOW TO BUILD A MODEL NUMBER

Ⓐ Select basic model.

Ⓑ Select base option.

4CW	- 4 black casters
4GB	- 4 black glides

Ⓒ Select shell color.
Refer to the **Product Color Options** page in this price list.

SPECIAL SERVICES

Special Carton Marking

With specially marked information	N/C

Shipping

Ships **assembled, FOB Pembroke, ON K8A 0E1, freight excluded.** Freight class 100.

Specifications and prices are subject to change without prior notice.

Ruckus® Storage (Freight Excluded Pricing)

Totes

Ruckus® Storage (Freight Excluded Pricing)
Totes

	MODEL	W x D x H	MODEL NUMBER: Basic Model	Pull Option	Base	Shell Color	Door Color	Lock Option	Lock Color	Approx. Packaged Weight	Freight Excluded Pricing
 RCKT	**Tall 2-Column Unit with Doors and (18)3" Totes** • Single-Face only • Totes included are translucent with no lid (not included on the 'empty' model) • Unit ships assembled, including totes and rail sets; glides/casters are field installed • Secure locking doors	30 x 18 x 40-3/4"	RKT301841DR/3T	□□	□□□	□□	□□□	□□	□□□	137.8#	$ 1631
 RCKT	**Tall 2-Column Unit with Doors and (8)6" Totes** • Single-Face only • Totes included are translucent with no lid (not included on the 'empty' model) • Unit ships assembled, including totes and rail sets; glides/casters are field installed • Secure locking doors	30 x 18 x 40-3/4"	RKT301841DR/6T	□□	□□□	□□	□□□	□□	□□□	130.3#	$ 1484
 RCKT	**Tall 2-Column Unit with Doors and (10)3" and (4)6" Totes** • Single-Face only • Totes included are translucent with no lid (not included on the 'empty' model) • Unit ships assembled, including totes and rail sets; glides/casters are field installed • Secure locking doors	30 x 18 x 40-3/4"	RKT301841DR/36T	□□	□□□	□□	□□□	□□	□□□	135.2#	$ 1583
 RCKT	**Tall 2-Column Unit with Doors-Empty** • Single-Face only • Tote and rail sets must be ordered separately and installed on-site • Unit ships assembled; glides/casters are field installed • Secure locking doors	30 x 18 x 40-3/4"	RKT301841DR/XT	□□	□□□	□□	□□□	□□	□□□	117.1#	$ 1268
			Ⓐ	Ⓑ	Ⓒ	Ⓓ	Ⓔ	Ⓕ	Ⓖ		

HOW TO ORDER

Indicate the following information on order form:
1. Quantity of each item.
2. Model number, including options. See "How To Build a Model Number".
3. Any special service required.

Note: • The □ indicates that a choice is required.
• The absence of the □ indicates that no choice is required.
• Alpha-numeric characters in place of □ indicate that no other alternatives are available.

HOW TO BUILD A MODEL NUMBER

Ⓐ Select basic model.

Ⓑ Select pull option.

S5	- Beveled pull Satin Chrome
S6	- Beveled pull Black

Ⓒ Select base option.

4CW	- 4 black casters
4GB	- 4 black glides

Ⓓ Select shell color.
Refer to the **Product Color Options** page in this price list.

Ⓔ Select front door color.
Refer to the **Product Color Options** page in this price list.

Ⓕ Select lock optiion.

KA	- Key alike
KS	- Key standard
NLC	- No lock core

Ⓖ Select lock color.
Refer to the **Product Color Options** page in this price list.

SPECIAL SERVICES

Special Carton Marking

With specially marked information N/C

Shipping

Ships **assembled, FOB Pembroke, ON K8A 0E1, freight excluded.** Freight class 100.

Specifications and prices are subject to change without prior notice.

Ruckus® Storage (Freight Excluded Pricing)
Totes

Ruckus® Storage (Freight Excluded Pricing)
Totes

	MODEL	W x D x H	MODEL NUMBER Basic Model	Base	Shell Color	Approx. Packaged Weight	Freight Excluded Pricing
 RCKT	**Tall 3-Column Unit, Open with (27)3" Totes** • Single-Face only • Totes included are translucent with no lid (not included on the 'empty' model) • Unit ships assembled, including totes and rail sets; glides/casters are field installed	44 x 18 x 40-3/4"	RKT4418410P/3T	□□□	□□	156.7#	$ 1778
 RCKT	**Tall 3-Column Unit, Open with (12)6" Totes** • Single-Face only • Totes included are translucent with no lid (not included on the 'empty' model) • Unit ships assembled, including totes and rail sets; glides/casters are field installed	44 x 18 x 40-3/4"	RKT4418410P/6T	□□□	□□	145.4#	$ 1587
 RCKT	**Tall 3-Column Unit, Open with (15)3" and (6)6" Totes** • Single-Face only • Totes included are translucent with no lid (not included on the 'empty' model) • Unit ships assembled, including totes and rail sets; glides/casters are field installed	44 x 18 x 40-3/4"	RKT4418410P/36T	□□□	□□	147.0#	$ 1735
 RCKT	**Tall 3-Column Unit, Open-Empty** • Single-Face only • Tote and rail sets must be ordered separately and installed on-site • Unit ships assembled; glides/casters are field installed	44 x 18 x 40-3/4"	RKT4418410P/XT	□□□	□□	125.6#	$ 1251
			Ⓐ	Ⓑ	Ⓒ		

HOW TO ORDER

Indicate the following information on order form:
1. Quantity of each item.
2. Model number, including options. See "How To Build a Model Number".
3. Any special service required.

Note: • The □ indicates that a choice is required.
• The absence of the □ indicates that no choice is required.
• Alpha-numeric characters in place of □ indicate that no other alternatives are available.

HOW TO BUILD A MODEL NUMBER

Ⓐ Select basic model.

Ⓑ Select base option.

4CW	- 4 black casters
4GB	- 4 black glides

Ⓒ Select shell color.
Refer to the **Product Color Options** page in this price list.

SPECIAL SERVICES

Special Carton Marking

With specially marked information	N/C

Shipping

Ships **assembled, FOB Pembroke, ON K8A 0E1, freight excluded.** Freight class 100.

Specifications and prices are subject to change without prior notice.

Ruckus® Storage (Freight Excluded Pricing)

Totes

Ruckus® Storage (Freight Excluded Pricing)
Totes

	MODEL	W x D x H	MODEL NUMBER: Basic Model	Pull Option	Base	Shell Color	Door Color	Lock Option	Lock Color	Approx. Packaged Weight	Freight Excluded Pricing
 RCKT	**Tall 3-Column Unit with Doors and (27)3" Totes** • Single-Face only • Totes included are translucent with no lid (not included on the 'empty' model) • Unit ships assembled, including totes and rail sets; glides/casters are field installed • Secure locking doors	44 x 18 x 40-3/4"	RKT441841DR/3T	□□	□□□	□□	□□□	□□	□□□	182.7#	$ 1993
 RCKT	**Tall 3-Column Unit with Doors and (12)6" Totes** • Single-Face only • Totes included are translucent with no lid (not included on the 'empty' model) • Unit ships assembled, including totes and rail sets; glides/casters are field installed • Secure locking doors	44 x 18 x 40-3/4"	RKT441841DR/6T	□□	□□□	□□	□□□	□□	□□□	171.4#	$ 1803
 RCKT	**Tall 3-Column Unit with Doors and (15)3" and (6)6" Totes** • Single-Face only • Totes included are translucent with no lid (not included on the 'empty' model) • Unit ships assembled, including totes and rail sets; glides/casters are field installed • Secure locking doors	44 x 18 x 40-3/4"	RKT441841DR/36T	□□	□□□	□□	□□□	□□	□□□	173.0#	$ 1949
 RCKT	**Tall 3-Column Unit with Doors-Empty** • Single-Face only • Tote and rail sets must be ordered separately and installed on-site • Unit ships assembled; glides/casters are field installed • Secure locking doors	44 x 18 x 40-3/4"	RKT441841DR/XT	□□	□□□	□□	□□□	□□	□□□	151.6#	$ 1465
			Ⓐ	Ⓑ	Ⓒ	Ⓓ	Ⓔ	Ⓕ	Ⓖ		

HOW TO ORDER

Indicate the following information on order form:
1. Quantity of each item.
2. Model number, including options. See "How To Build a Model Number".
3. Any special service required.

Note: • The □ indicates that a choice is required.
- The absence of the □ indicates that no choice is required.
- Alpha-numeric characters in place of □ indicate that no other alternatives are available.

HOW TO BUILD A MODEL NUMBER

Ⓐ Select basic model.

Ⓑ Select pull option.

S5	- Beveled pull Satin Chrome
S6	- Beveled pull Black

Ⓒ Select base option.

4CW	- 4 black casters
4GB	- 4 black glides

Ⓓ Select shell color.
Refer to the **Product Color Options** page in this price list.

Ⓔ Select front door color.
Refer to the **Product Color Options** page in this price list.

Ⓕ Select lock optiion.

KA	- Key alike
KS	- Key standard
NLC	- No lock core

Ⓖ Select lock color.
Refer to the **Product Color Options** page in this price list.

SPECIAL SERVICES

Special Carton Marking

With specially marked information N/C

Shipping

Ships **assembled, FOB Pembroke, ON K8A 0E1, freight excluded.** Freight class 100.

Specifications and prices are subject to change without prior notice.

Ruckus® Storage (Freight Excluded Pricing)

Totes with Laminate Top

Ruckus® Storage (Freight Excluded Pricing)
Totes with Laminate Top

	MODEL	W x D x H	MODEL NUMBER Basic Model	Base	Top Color	Edge Color	Shell Color	Approx. Packaged Weight	Freight Excluded Pricing
 RCKT	**Short 2-Column Unit, Open with Laminate top and (12)3" Totes** • Laminate top (1-1/4" with 74P edge) • Single-Face only • Totes included are translucent with no lid (not included on the 'empty' model) • Unit ships assembled, including totes and rail sets; glides/casters are field installed	30 x 18 x 29"	RKT301829OPT/3T	□□□	□□□	□□□	□□	107.2#	$ 1374
 RCKT	**Short 2-Column Unit, Open with Laminate top and (6)6" Totes** • Laminate top (1-1/4" with 74P edge) • Single-Face only • Totes included are translucent with no lid (not included on the 'empty' model) • Unit ships assembled, including totes and rail sets; glides/casters are field installed	30 x 18 x 29"	RKT301829OPT/6T	□□□	□□□	□□□	□□	103.4#	$ 1285
 RCKT	**Short 2-Column Unit, Open with Laminate top and (8)3" and (2)6" Totes** • Laminate top (1-1/4" with 74P edge) • Single-Face only • Totes included are translucent with no lid (not included on the 'empty' model) • Unit ships assembled, including totes and rail sets; glides/casters are field installed	30 x 18 x 29"	RKT301829OPT/36T	□□□	□□□	□□□	□□	105.9#	$ 1355
 RCKT	**Short 2-Column Unit, Open with Laminate top-Empty** • Laminate top (1-1/4" with 74P edge) • Single-Face only • Tote and rail sets must be ordered separately and installed on-site • Unit ships assembled; glides/casters are field installed	30 x 18 x 29"	RKT301829OPT/XT	□□□	□□□	□□□	□□	93.4#	$ 1122
			Ⓐ	Ⓑ	Ⓒ	Ⓓ	Ⓔ		

HOW TO ORDER

Indicate the following information on order form:
1. Quantity of each item.
2. Model number, including options. See "How To Build a Model Number".
3. Any special service required.

Note: • The □ indicates that a choice is required.
• The absence of the □ indicates that no choice is required.
• Alpha-numeric characters in place of □ indicate that no other alternatives are available.

HOW TO BUILD A MODEL NUMBER

Ⓐ Select basic model.

Ⓑ Select base option.

4CW	- 4 black casters
4GB	- 4 black glides

Ⓒ Select top laminate surface.
Refer to the **Product Color Options** page in this price list.

Ⓓ Select edge color.
Refer to the **Product Color Options** page in this price list.

Ⓔ Select shell color.
Refer to the **Product Color Options** page in this price list.

FINISH INFORMATION

Additional Laminate Offering

Additional laminates beyond KI standard offering, are available with two weeks extended leadtime. To specify additional laminates, use these designators followed by the supplier's color/pattern code:

Formica - LF/supplier's color pattern code
Nevamar - LN/supplier's color pattern code
Wilsonart - LW/supplier's color pattern code

KI's standard finish is the supplier's recommended finish for that color/pattern. Note: Nonstandard laminates from these suppliers (example: textured laminates), require an upcharge and additional leadtime.
Contact KI.

SPECIAL SERVICES

Special Carton Marking

With specially marked information	N/C

Shipping

Ships **assembled, FOB Pembroke, ON K8A 0E1, freight excluded.** Freight class 100.

Specifications and prices are subject to change without prior notice.

Ruckus® Storage (Freight Excluded Pricing)

Totes with Laminate Top

Ruckus® Storage (Freight Excluded Pricing)

Totes with Laminate Top

	MODEL	W x D x H	MODEL NUMBER: Basic Model	Pull Option	Base	Top Color	Edge Color	Shell Color	Door Color	Lock Option	Lock Color	Approx. Packaged Weight	Freight Excluded Pricing
 RCKT	**Short 2-Column Unit with Doors, Laminate Top and (12)3" Totes** • Laminate top (1-1/4" with 74P edge) • Single-Face only • Totes included are translucent with no lid (not included on the 'empty' model) • Unit ships assembled, including totes and rail sets; glides/casters are field installed • Secure locking doors	30 x 18 x 29"	RKT301829DRT/3T	□□	□□□	□□□	□□□	□□	□□□	□□	□□□	131.5#	$ 1594
 RCKT	**Short 2-Column Unit with Doors, Laminate Top and (6)6" Totes** • Laminate top (1-1/4" with 74P edge) • Single-Face only • Totes included are translucent with no lid (not included on the 'empty' model) • Unit ships assembled, including totes and rail sets; glides/casters are field installed • Secure locking doors	30 x 18 x 29"	RKT301829DRT/6T	□□	□□□	□□□	□□□	□□	□□□	□□	□□□	127.7#	$ 1506
 RCKT	**Short 2-Column Unit with Doors, Laminate Top and (8)3" and (2)6" Totes** • Laminate top (1-1/4" with 74P edge) • Single-Face only • Totes included are translucent with no lid (not included on the 'empty' model) • Unit ships assembled, including totes and rail sets; glides/casters are field installed • Secure locking doors	30 x 18 x 29"	RKT301829DRT/36T	□□	□□□	□□□	□□□	□□	□□□	□□	□□□	130.2#	$ 1575
 RCKT	**Short 2-Column Unit with Doors and Laminate Top-Empty** • Laminate top (1-1/4" with 74P edge) • Single-Face only • Tote and rail sets must be ordered separately and installed on-site • Unit ships assembled; glides/casters are field installed • Secure locking doors	30 x 18 x 29"	RKT301829DRT/XT	□□	□□□	□□□	□□□	□□	□□□	□□	□□□	117.7#	$ 1342
			Ⓐ	Ⓑ	Ⓒ	Ⓓ	Ⓔ	Ⓕ	Ⓖ	Ⓗ	Ⓘ		

HOW TO ORDER

Indicate the following information on order form:
1. Quantity of each item.
2. Model number, including options. See "How To Build a Model Number".
3. Any special service required.

Note: • The □ indicates that a choice is required.
- The absence of the □ indicates that no choice is required.
- Alpha-numeric characters in place of □ indicate that no other alternatives are available.

HOW TO BUILD A MODEL NUMBER

Ⓐ Select basic model.

Ⓑ Select pull option.

S6	- Beveled pull Black
S5	- Beveled pull Satin Chrome

Ⓒ Select base option.

4CW	- 4 black casters
4GB	- 4 black glides

Ⓓ Select top laminate surface.
Refer to the **Product Color Options** page in this price list.

Ⓔ Select edge color.
Refer to the **Product Color Options** page in this price list.

Ⓕ Select shell color.
Refer to the **Product Color Options** page in this price list.

Ⓖ Select front door color.
Refer to the **Product Color Options** page in this price list.

Ⓗ Select lock optiion.

KS	- Key standard
NLC	- No lock core
KA	- Key alike

Ⓘ Select lock color.
Refer to the **Product Color Options** page in this price list.

FINISH INFORMATION

Additional Laminate Offering

Additional laminates beyond KI standard offering, are available with two weeks extended leadtime. To specify additional laminates, use these designators followed by the supplier's color/pattern code:

Formica - LF/supplier's color pattern code
Nevamar - LN/supplier's color pattern code
Wilsonart - LW/supplier's color pattern code

KI's standard finish is the supplier's recommended finish for that color/pattern. Note: Nonstandard laminates from these suppliers (example: textured laminates), require an upcharge and additional leadtime.
Contact KI.

SPECIAL SERVICES

Special Carton Marking

With specially marked information N/C

Shipping

Ships **assembled, FOB Pembroke, ON K8A 0E1, freight excluded.** Freight class 100.

Specifications and prices are subject to change without prior notice.

Ruckus® Storage (Freight Excluded Pricing)

Totes with Laminate Top

Ruckus® Storage (Freight Excluded Pricing)
Totes with Laminate Top

	MODEL	W x D x H	MODEL NUMBER Basic Model	Base	Top Color	Edge Color	Shell Color	Approx. Packaged Weight	Freight Excluded Pricing
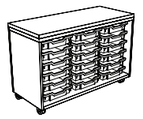 RCKT	**Short 3-Column Unit, Open with Laminate top and (18)3" Totes** • Laminate top (1-1/4" with 74P edge) • Single-Face only • Totes included are translucent with no lid (not included on the 'empty' model) • Unit ships assembled, including totes and rail sets; glides/casters are field installed	44 x 18 x 29"	RKT441829OPT/3T	□□□	□□□	□□□	□□	151.1#	$ 1719
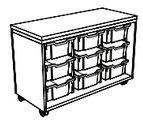 RCKT	**Short 3-Column Unit, Open with Laminate top and (9)6" Totes** • Laminate top (1-1/4" with 74P edge) • Single-Face only • Totes included are translucent with no lid (not included on the 'empty' model) • Unit ships assembled, including totes and rail sets; glides/casters are field installed	44 x 18 x 29"	RKT441829OPT/6T	□□□	□□□	□□□	□□	145.9#	$ 1596
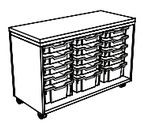 RCKT	**Short 3-Column Unit, Open with Laminate top and (12)3" and (3)6" Totes** • Laminate top (1-1/4" with 74P edge) • Single-Face only • Totes included are translucent with no lid (not included on the 'empty' model) • Unit ships assembled, including totes and rail sets; glides/casters are field installed	44 x 18 x 29"	RKT441829OPT/36T	□□□	□□□	□□□	□□	153.0#	$ 1690
 RCKT	**Short 3-Column Unit, Open with Laminate top-Empty** • Laminate top (1-1/4" with 74P edge) • Single-Face only • Tote and rail sets must be ordered separately and installed on-site • Unit ships assembled; glides/casters are field installed	44 x 18 x 29"	RKT441829OPT/XT	□□□	□□□	□□□	□□	131.1#	$ 1357
				Ⓑ	Ⓒ	Ⓓ	Ⓔ		

HOW TO ORDER

Indicate the following information on order form:
1. Quantity of each item.
2. Model number, including options. See "How To Build a Model Number".
3. Any special service required.

Note: • The □ indicates that a choice is required.
• The absence of the □ indicates that no choice is required.
• Alpha-numeric characters in place of □ indicate that no other alternatives are available.

HOW TO BUILD A MODEL NUMBER

Ⓐ Select basic model.

Ⓑ Select base option.

4CW	- 4 black casters
4GB	- 4 black glides

Ⓒ Select top laminate surface.
Refer to the **Product Color Options** page in this price list.

Ⓓ Select edge color.
Refer to the **Product Color Options** page in this price list.

Ⓔ Select shell color.
Refer to the **Product Color Options** page in this price list.

FINISH INFORMATION

Additional Laminate Offering

Additional laminates beyond KI standard offering, are available with two weeks extended leadtime. To specify additional laminates, use these designators followed by the supplier's color/pattern code:

Formica - LF/supplier's color pattern code
Nevamar - LN/supplier's color pattern code
Wilsonart - LW/supplier's color pattern code

KI's standard finish is the supplier's recommended finish for that color/pattern. Note: Nonstandard laminates from these suppliers (example: textured laminates), require an upcharge and additional leadtime.
Contact KI.

SPECIAL SERVICES

Special Carton Marking

With specially marked information N/C

Shipping

Ships **assembled, FOB Pembroke, ON K8A 0E1, freight excluded.** Freight class 100.

Specifications and prices are subject to change without prior notice.

Ruckus® Storage (Freight Excluded Pricing)

Totes with Laminate Top

Ruckus® Storage (Freight Excluded Pricing)
Totes with Laminate Top

	MODEL	W x D x H	MODEL NUMBER: Basic Model	Pull Option	Base	Top Color	Edge Color	Shell Color	Door Color	Lock Option	Lock Color	Approx. Packaged Weight	Freight Excluded Pricing
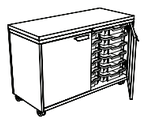 RCKT	**Short 3-Column Unit with Doors, Laminate Top and (18)3" Totes** • Laminate top (1-1/4" with 74P edge) • Single-Face only • Totes included are translucent with no lid (not included on the 'empty' model) • Unit ships assembled, including totes and rail sets; glides/casters are field installed • Secure locking doors	44 x 18 x 29"	RKT441829DRT/3T	□□	□□□	□□□	□□□	□□	□□□	□□	□□□	177.8#	$ 1954
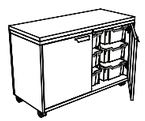 RCKT	**Short 3-Column Unit with Doors, Laminate Top and (9)6" Totes** • Laminate top (1-1/4" with 74P edge) • Single-Face only • Totes included are translucent with no lid (not included on the 'empty' model) • Unit ships assembled, including totes and rail sets; glides/casters are field installed • Secure locking doors	44 x 18 x 29"	RKT441829DRT/6T	□□	□□□	□□□	□□□	□□	□□□	□□	□□□	171.9#	$ 1830
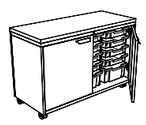 RCKT	**Short 3-Column Unit with Doors, Laminate Top and (12)3" and (3)6" Totes** • Laminate top (1-1/4" with 74P edge) • Single-Face only • Totes included are translucent with no lid (not included on the 'empty' model) • Unit ships assembled, including totes and rail sets; glides/casters are field installed • Secure locking doors	44 x 18 x 29"	RKT441829DRT/36T	□□	□□□	□□□	□□□	□□	□□□	□□	□□□	179.0#	$ 1922
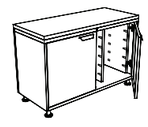 RCKT	**Short 3-Column Unit with Doors and Laminate Top-Empty** • Laminate top (1-1/4" with 74P edge) • Single-Face only • Tote and rail sets must be ordered separately and installed on-site • Unit ships assembled; glides/casters are field installed • Secure locking doors	44 x 18 x 29"	RKT441829DRT/XT	□□	□□□	□□□	□□□	□□	□□□	□□	□□□	157.1#	$ 1591
			Ⓐ	Ⓑ	Ⓒ	Ⓓ	Ⓔ	Ⓕ	Ⓖ	Ⓗ	Ⓘ		

HOW TO ORDER

Indicate the following information on order form:
1. Quantity of each item.
2. Model number, including options. See "How To Build a Model Number".
3. Any special service required.

Note: • The □ indicates that a choice is required.
- The absence of the □ indicates that no choice is required.
- Alpha-numeric characters in place of □ indicate that no other alternatives are available.

HOW TO BUILD A MODEL NUMBER

Ⓐ Select basic model.

Ⓑ Select pull option.

S6	- Beveled pull Black
S5	- Beveled pull Satin Chrome

Ⓒ Select base option.

4CW	- 4 black casters
4GB	- 4 black glides

Ⓓ Select top laminate surface.
Refer to the **Product Color Options** page in this price list.

Ⓔ Select edge color.
Refer to the **Product Color Options** page in this price list.

Ⓕ Select shell color.
Refer to the **Product Color Options** page in this price list.

Ⓖ Select front door color.
Refer to the **Product Color Options** page in this price list.

Ⓗ Select lock optiion.

KS	- Key standard
NLC	- No lock core
KA	- Key alike

Ⓘ Select lock color.
Refer to the **Product Color Options** page in this price list.

FINISH INFORMATION

Additional Laminate Offering

Additional laminates beyond KI standard offering, are available with two weeks extended leadtime. To specify additional laminates, use these designators followed by the supplier's color/pattern code:

Formica - LF/supplier's color pattern code
Nevamar - LN/supplier's color pattern code
Wilsonart - LW/supplier's color pattern code

KI's standard finish is the supplier's recommended finish for that color/pattern. Note: Nonstandard laminates from these suppliers (example: textured laminates), require an upcharge and additional leadtime.
Contact KI.

SPECIAL SERVICES

Special Carton Marking

With specially marked information N/C

Shipping

Ships **assembled, FOB Pembroke, ON K8A 0E1, freight excluded.** Freight class 100.

Specifications and prices are subject to change without prior notice.

Ruckus® Storage (Freight Excluded Pricing)

Totes with Laminate Top

Ruckus® Storage (Freight Excluded Pricing)
Totes with Laminate Top

	MODEL	W x D x H	MODEL NUMBER Basic Model	Base	Top Color	Edge Color	Shell Color	Approx. Packaged Weight	Freight Excluded Pricing
 RCKT	**Tall 2-Column Unit, Open with Laminate Top and (18)3" Totes** • Laminate top (1-1/4" with 74P edge) • Single-Face only • Totes included are translucent with no lid (not included on the 'empty' model) • Unit ships assembled, including totes and rail sets; glides/casters are field installed	30 x 18 x 42"	RKT301842OPT/3T	□□□	□□□	□□□	□□	131.2#	$ 1634
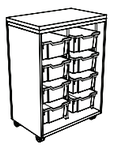 RCKT	**Tall 2-Column Unit, Open with Laminate Top and (8)6" Totes** • Laminate top (1-1/4" with 74P edge) • Single-Face only • Totes included are translucent with no lid (not included on the 'empty' model) • Unit ships assembled, including totes and rail sets; glides/casters are field installed	30 x 18 x 42"	RKT301842OPT/6T	□□□	□□□	□□□	□□	123.7#	$ 1474
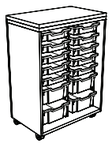 RCKT	**Tall 2-Column Unit, Open with Laminate Top and (10)3" and (4)6" Totes** • Laminate top (1-1/4" with 74P edge) • Single-Face only • Totes included are translucent with no lid (not included on the 'empty' model) • Unit ships assembled, including totes and rail sets; glides/casters are field installed	30 x 18 x 42"	RKT301842OPT/36T	□□□	□□□	□□□	□□	128.6#	$ 1571
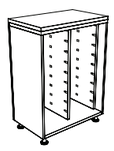 RCKT	**Tall 2-Column Unit, Open with Laminate Top-Empty** • Laminate top (1-1/4" with 74P edge) • Single-Face only • Tote and rail sets must be ordered separately and installed on-site • Unit ships assembled; glides/casters are field installed	30 x 18 x 42"	RKT301842OPT/XT	□□□	□□□	□□□	□□	110.5#	$ 1257
			Ⓐ	Ⓑ	Ⓒ	Ⓓ	Ⓔ		

HOW TO ORDER

Indicate the following information on order form:
1. Quantity of each item.
2. Model number, including options. See "How To Build a Model Number".
3. Any special service required.

Note: • The □ indicates that a choice is required.
• The absence of the □ indicates that no choice is required.
• Alpha-numeric characters in place of □ indicate that no other alternatives are available.

HOW TO BUILD A MODEL NUMBER

Ⓐ Select basic model.

Ⓑ Select base option.

4CW	- 4 black casters
4GB	- 4 black glides

Ⓒ Select top laminate surface.
Refer to the **Product Color Options** page in this price list.

Ⓓ Select edge color.
Refer to the **Product Color Options** page in this price list.

Ⓔ Select shell color.
Refer to the **Product Color Options** page in this price list.

FINISH INFORMATION

Additional Laminate Offering

Additional laminates beyond KI standard offering, are available with two weeks extended leadtime. To specify additional laminates, use these designators followed by the supplier's color/pattern code:

Formica - LF/supplier's color pattern code
Nevamar - LN/supplier's color pattern code
Wilsonart - LW/supplier's color pattern code

KI's standard finish is the supplier's recommended finish for that color/pattern. Note: Nonstandard laminates from these suppliers (example: textured laminates), require an upcharge and additional leadtime.
Contact KI.

SPECIAL SERVICES

Special Carton Marking

With specially marked information N/C

Shipping

Ships **assembled, FOB Pembroke, ON K8A 0E1, freight excluded.** Freight class 100.

Specifications and prices are subject to change without prior notice.

Ruckus® Storage (Freight Excluded Pricing)

Totes with Laminate Top

Ruckus® Storage (Freight Excluded Pricing)
Totes with Laminate Top

	MODEL	W x D x H	MODEL NUMBER: Basic Model	Pull Option	Base	Top Color	Edge Color	Shell Color	Door Color	Lock Option	Lock Color	Approx. Packaged Weight	Freight Excluded Pricing
 RCKT	**Tall 2-Column Unit with Laminate Top, Doors and (18)3" Totes** • Laminate top (1-1/4" with 74P edge) • Single-Face only • Totes included are translucent with no lid (not included on the 'empty' model) • Unit ships assembled, including totes and rail sets; glides/casters are field installed • Secure locking doors	30 x 18 x 42"	RKT301842DRT/3T	□□	□□□	□□□	□□□	□□	□□□	□□	□□□	157.2#	$ 1857
 RCKT	**Tall 2-Column Unit with Laminate Top, Doors and (8)6" Totes** • Laminate top (1-1/4" with 74P edge) • Single-Face only • Totes included are translucent with no lid (not included on the 'empty' model) • Unit ships assembled, including totes and rail sets; glides/casters are field installed • Secure locking doors	30 x 18 x 42"	RKT301842DRT/6T	□□	□□□	□□□	□□□	□□	□□□	□□	□□□	149.7#	$ 1709
 RCKT	**Tall 2-Column Unit with Laminate Top, Doors and (10)3" and (4)6" Totes** • Laminate top (1-1/4" with 74P edge) • Single-Face only • Totes included are translucent with no lid (not included on the 'empty' model) • Unit ships assembled, including totes and rail sets; glides/casters are field installed • Secure locking doors	30 x 18 x 42"	RKT301842DRT/36T	□□	□□□	□□□	□□□	□□	□□□	□□	□□□	154.6#	$ 1808
 RCKT	**Tall 2-Column Unit with Laminate Top and Doors-Empty** • Laminate top (1-1/4" with 74P edge) • Single-Face only • Tote and rail sets must be ordered separately and installed on-site • Unit ships assembled; glides/casters are field installed • Secure locking doors	30 x 18 x 42"	RKT301842DRT/XT	□□	□□□	□□□	□□□	□□		□□	□□□	136.5#	$ 1495
			Ⓐ	Ⓑ	Ⓒ	Ⓓ	Ⓔ	Ⓕ	Ⓖ	Ⓗ	Ⓘ		

HOW TO ORDER

Indicate the following information on order form:
1. Quantity of each item.
2. Model number, including options. See "How To Build a Model Number".
3. Any special service required.

Note: • The □ indicates that a choice is required.
- The absence of the □ indicates that no choice is required.
- Alpha-numeric characters in place of □ indicate that no other alternatives are available.

HOW TO BUILD A MODEL NUMBER

Ⓐ Select basic model.

Ⓑ Select pull option.

S6	- Beveled pull Black
S5	- Beveled pull Satin Chrome

Ⓒ Select base option.

4CW	- 4 black casters
4GB	- 4 black glides

Ⓓ Select top laminate surface.
Refer to the **Product Color Options** page in this price list.

Ⓔ Select edge color.
Refer to the **Product Color Options** page in this price list.

Ⓕ Select shell color.
Refer to the **Product Color Options** page in this price list.

Ⓖ Select front door color.
Refer to the **Product Color Options** page in this price list.

Ⓗ Select lock optiion.

KS	- Key standard
NLC	- No lock core
KA	- Key alike

Ⓘ Select lock color.
Refer to the **Product Color Options** page in this price list.

FINISH INFORMATION

Additional Laminate Offering

Additional laminates beyond KI standard offering, are available with two weeks extended leadtime. To specify additional laminates, use these designators followed by the supplier's color/pattern code:

Formica - LF/supplier's color pattern code
Nevamar - LN/supplier's color pattern code
Wilsonart - LW/supplier's color pattern code

KI's standard finish is the supplier's recommended finish for that color/pattern. Note: Nonstandard laminates from these suppliers (example: textured laminates), require an upcharge and additional leadtime.
Contact KI.

SPECIAL SERVICES

Special Carton Marking

With specially marked information N/C

Shipping

Ships **assembled, FOB Pembroke, ON K8A 0E1, freight excluded.** Freight class 100.

Specifications and prices are subject to change without prior notice.

Ruckus® Storage (Freight Excluded Pricing)

Totes with Laminate Top

Ruckus® Storage (Freight Excluded Pricing)
Totes with Laminate Top

	MODEL	W x D x H	MODEL NUMBER Basic Model	Base	Top Color	Edge Color	Shell Color	Approx. Packaged Weight	Freight Excluded Pricing
 RCKT	**Tall 3-Column Unit, Open with Laminate top and (27)3" Totes** • Laminate top (1-1/4" with 74P edge) • Single-Face only • Totes included are translucent with no lid (not included on the 'empty' model) • Unit ships assembled, including totes and rail sets; glides/casters are field installed	44 x 18 x 42"	RKT441842OPT/3T	□□□	□□□	□□□	□□	185.1#	$ 2024
 RCKT	**Tall 3-Column Unit, Open with Laminate top and (12)6" Totes** • Laminate top (1-1/4" with 74P edge) • Single-Face only • Totes included are translucent with no lid (not included on the 'empty' model) • Unit ships assembled, including totes and rail sets; glides/casters are field installed	44 x 18 x 42"	RKT441842OPT/6T	□□□	□□□	□□□	□□	173.8#	$ 1816
 RCKT	**Tall 3-Column Unit, Open with Laminate top and (15)3" and (6)6" Totes** • Laminate top (1-1/4" with 74P edge) • Single-Face only • Totes included are translucent with no lid (not included on the 'empty' model) • Unit ships assembled, including totes and rail sets; glides/casters are field installed	44 x 18 x 42"	RKT441842OPT/36T	□□□	□□□	□□□	□□	175.1#	$ 1961
 RCKT	**Tall 3-Column Unit, Open with Laminate top-Empty** • Laminate top (1-1/4" with 74P edge) • Single-Face only • Tote and rail sets must be ordered separately and installed on-site • Unit ships assembled; glides/casters are field installed	44 x 18 x 42"	RKT441842OPT/XT	□□□	□□□	□□□	□□	154.0#	$ 1486
				Ⓐ	Ⓑ	Ⓒ	Ⓓ	Ⓔ	

HOW TO ORDER

Indicate the following information on order form:
1. Quantity of each item.
2. Model number, including options. See "How To Build a Model Number".
3. Any special service required.

Note: • The □ indicates that a choice is required.
• The absence of the □ indicates that no choice is required.
• Alpha-numeric characters in place of □ indicate that no other alternatives are available.

HOW TO BUILD A MODEL NUMBER

Ⓐ Select basic model.

Ⓑ Select base option.

4CW	- 4 black casters
4GB	- 4 black glides

Ⓒ Select top laminate surface.
Refer to the **Product Color Options** page in this price list.

Ⓓ Select edge color.
Refer to the **Product Color Options** page in this price list.

Ⓔ Select shell color.
Refer to the **Product Color Options** page in this price list.

FINISH INFORMATION

Additional Laminate Offering

Additional laminates beyond KI standard offering, are available with two weeks extended leadtime. To specify additional laminates, use these designators followed by the supplier's color/pattern code:

Formica - LF/supplier's color pattern code
Nevamar - LN/supplier's color pattern code
Wilsonart - LW/supplier's color pattern code

KI's standard finish is the supplier's recommended finish for that color/pattern. Note: Nonstandard laminates from these suppliers (example: textured laminates), require an upcharge and additional leadtime.
Contact KI.

SPECIAL SERVICES

Special Carton Marking

With specially marked information N/C

Shipping

Ships **assembled, FOB Pembroke, ON K8A 0E1, freight excluded.** Freight class 100.

Specifications and prices are subject to change without prior notice.

Ruckus® Storage (Freight Excluded Pricing)

Totes with Laminate Top

Ruckus® Storage (Freight Excluded Pricing)
Totes with Laminate Top

	MODEL	W x D x H	MODEL NUMBER: Basic Model	Pull Option	Base	Top Color	Edge Color	Shell Color	Door Color	Lock Option	Lock Color	Approx. Packaged Weight	Freight Excluded Pricing
 RCKT	**Tall 3-Column Unit with Doors, Laminate Top and (27)3" Totes** • Laminate top (1-1/4" with 74P edge) • Single-Face only • Totes included are translucent with no lid (not included on the 'empty' model) • Unit ships assembled, including totes and rail sets; glides/casters are field installed • Secure locking doors	44 x 18 x 42"	RKT441842DRT/3T	□□	□□□	□□□	□□□	□□	□□□	□□	□□□	211.1#	$ 2284
 RCKT	**Tall 3-Column Unit with Doors, Laminate Top and (12)6" Totes** • Laminate top (1-1/4" with 74P edge) • Single-Face only • Totes included are translucent with no lid (not included on the 'empty' model) • Unit ships assembled, including totes and rail sets; glides/casters are field installed • Secure locking doors	44 x 18 x 42"	RKT441842DRT/6T	□□	□□□	□□□	□□□	□□	□□□	□□	□□□	199.8#	$ 2092
 RCKT	**Tall 3-Column Unit with Doors, Laminate Top and (15)3" and (6)6" Totes** • Laminate top (1-1/4" with 74P edge) • Single-Face only • Totes included are translucent with no lid (not included on the 'empty' model) • Unit ships assembled, including totes and rail sets; glides/casters are field installed • Secure locking doors	44 x 18 x 42"	RKT441842DRT/36T	□□	□□□	□□□	□□□	□□	□□□	□□	□□□	201.1#	$ 2240
 RCKT	**Tall 3-Column Unit with Doors and Laminate Top-Empty** • Laminate top (1-1/4" with 74P edge) • Single-Face only • Tote and rail sets must be ordered separately and installed on-site • Unit ships assembled; glides/casters are field installed • Secure locking doors	44 x 18 x 42"	RKT441842DRT/XT	□□	□□□	□□□	□□□	□□	□□□	□□	□□□	180.0#	$ 1756
			Ⓐ	Ⓑ	Ⓒ	Ⓓ	Ⓔ	Ⓕ	Ⓖ	Ⓗ	Ⓘ		

HOW TO ORDER

Indicate the following information on order form:
1. Quantity of each item.
2. Model number, including options. See "How To Build a Model Number".
3. Any special service required.

Note: • The □ indicates that a choice is required.
- The absence of the □ indicates that no choice is required.
- Alpha-numeric characters in place of □ indicate that no other alternatives are available.

HOW TO BUILD A MODEL NUMBER

Ⓐ Select basic model.

Ⓑ Select pull option.

S6	- Beveled pull Black
S5	- Beveled pull Satin Chrome

Ⓒ Select base option.

4CW	- 4 black casters
4GB	- 4 black glides

Ⓓ Select top laminate surface.
Refer to the **Product Color Options** page in this price list.

Ⓔ Select edge color.
Refer to the **Product Color Options** page in this price list.

Ⓕ Select shell color.
Refer to the **Product Color Options** page in this price list.

Ⓖ Select front door color.
Refer to the **Product Color Options** page in this price list.

Ⓗ Select lock optiion.

KS	- Key standard
NLC	- No lock core
KA	- Key alike

Ⓘ Select lock color.
Refer to the **Product Color Options** page in this price list.

FINISH INFORMATION

Additional Laminate Offering

Additional laminates beyond KI standard offering, are available with two weeks extended leadtime. To specify additional laminates, use these designators followed by the supplier's color/pattern code:

Formica - LF/supplier's color pattern code
Nevamar - LN/supplier's color pattern code
Wilsonart - LW/supplier's color pattern code

KI's standard finish is the supplier's recommended finish for that color/pattern. Note: Nonstandard laminates from these suppliers (example: textured laminates), require an upcharge and additional leadtime.
Contact KI.

SPECIAL SERVICES

Special Carton Marking

With specially marked information N/C

Shipping

Ships **assembled, FOB Pembroke, ON K8A 0E1, freight excluded.** Freight class 100.

Specifications and prices are subject to change without prior notice.

Ruckus® Storage (Freight Excluded Pricing)

Storage Accessories

Ruckus® Storage (Freight Excluded Pricing)
Storage Accessories

	MODEL	W x D	MODEL NUMBER Basic Model	Approx. Packaged Weight	Freight Excluded Pricing
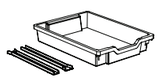 RCKA	**3"H Totes Kit (includes 6 translucent totes and rail sets)**		RKA3TKIT6	8.2#	$ 164
 RCKA	**6"H Totes Kit (includes 6 translucent totes and rail sets)**		RKA6TKIT6	11.2#	$ 189
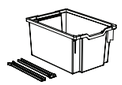 RCKA	**9"H Totes Kit (includes 6 translucent totes and rail sets)**		RKA9TKIT6	13.3#	$ 240
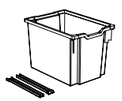 RCKA	**12"H Totes Kit (includes 6 translucent totes and rail sets)**		RKA12TKIT6	17.5#	$ 265
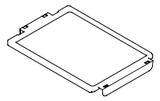 RCKA	**Tote Lids Kit (includes 6 translucent tote lids)**		RKALIDKIT6	3.3#	$ 101
			Ⓐ		

HOW TO ORDER

Indicate the following information on order form:
1. Quantity of each item.
2. Model number, including options. See "How To Build a Model Number".
3. Any special service required.

Note: • The ☐ indicates that a choice is required.
- The absence of the ☐ indicates that no choice is required.
- Alpha-numeric characters in place of ☐ indicate that no other alternatives are available.

HOW TO BUILD A MODEL NUMBER

Ⓐ Select basic model.

SPECIAL SERVICES

Special Carton Marking

With specially marked information	N/C

Shipping

Ships **assembled, FOB Pembroke, ON K8A 0E1, freight excluded.** Freight class 100.

Specifications and prices are subject to change without prior notice.

Ruckus® Storage (Freight Excluded Pricing)

Storage Accessories

Ruckus® Storage (Freight Excluded Pricing)
Storage Accessories

	MODEL	MODEL NUMBER Basic Model	MODEL NUMBER Color	Approx. Packaged Weight	Freight Excluded Pricing
 RCKA	**Tote Storage Rails Only Kit (includes 12 rail sets)**	RKARAILKIT12		2.6#	$ 107
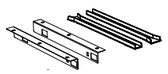 RCKA	**Undersurface Rail kit (tote specified separately)** • Mounting brackets are Starlight Silver Metallic	RKAUSRKIT1		1.0#	$ 45
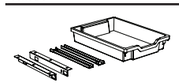 RCKA	**Undersurface Rail kit, with 3" Tote** • Mounting brackets are Starlight Silver Metallic	RKAUSR3TKIT1		2.2#	$ 72
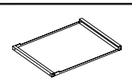 RCKA	**Tote Storage Removeable Steel Shelf with Rail Set**	RKATSSHELF	□□	4.5#	$ 44
		Ⓐ	Ⓑ		

HOW TO ORDER

Indicate the following information on order form:
1. Quantity of each item.
2. Model number, including options. See "How To Build a Model Number".
3. Any special service required.

Note: • The □ indicates that a choice is required.
- The absence of the □ indicates that no choice is required.
- Alpha-numeric characters in place of □ indicate that no other alternatives are available.

HOW TO BUILD A MODEL NUMBER

Ⓐ Select basic model.

Ⓑ Select color.
Refer to the **Product Color Options** page in this price list.

SPECIAL SERVICES

Special Carton Marking

With specially marked information	N/C

Shipping

Ships **assembled, FOB Pembroke, ON K8A 0E1, freight excluded.** Freight class 100.

Specifications and prices are subject to change without prior notice.

Ruckus® Storage (Freight Excluded Pricing)

Storage Accessories

Ruckus® Storage (Freight Excluded Pricing)
Storage Accessories

	MODEL	W x D	MODEL NUMBER Basic Model	Top Color	Edge Color	Approx. Packaged Weight	Freight Excluded Pricing
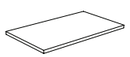 RCKA	**Tote Storage Top 30Wx18D** • Laminate top (1-1/4" with 74P edge)	30 x 18"	RKATTOP3018	□□□	□□□	19.4#	$ 187
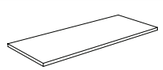 RCKA	**Tote Storage Top 44Wx18D** • Laminate top (1-1/4" with 74P edge)	44 x 18"	RKATTOP4418	□□□	□□□	28.4#	$ 242
 RCKA	**Ruckus Storage Caster Kit (4 Black Casters)**		RKA4CWKIT			2.0#	$ 25
 RCKA	**Ruckus Storage Glide Kit (4 Black Glides)**		RKA4GBKIT			1.5#	$ 31
			Ⓐ	Ⓑ	Ⓒ		

HOW TO ORDER

Indicate the following information on order form:
1. Quantity of each item.
2. Model number, including options. See "How To Build a Model Number".
3. Any special service required.

Note: • The □ indicates that a choice is required.
- The absence of the □ indicates that no choice is required.
- Alpha-numeric characters in place of □ indicate that no other alternatives are available.

HOW TO BUILD A MODEL NUMBER

Ⓐ Select basic model.

Ⓑ Select top laminate surface.
Refer to the **Product Color Options** page in this price list.

Ⓒ Select edge color.
Refer to the **Product Color Options** page in this price list.

SPECIAL SERVICES

Special Carton Marking

With specially marked information N/C

Shipping

Ships **assembled, FOB Pembroke, ON K8A 0E1, freight excluded.** Freight class 100.

Specifications and prices are subject to change without prior notice.

Ruckus® Storage (Freight Excluded Pricing)

Storage Accessories

Ruckus® Storage (Freight Excluded Pricing)
Storage Accessories

	MODEL	Features	MODEL NUMBER Basic Model	Approx. Packaged Weight	Freight Excluded Pricing
HRDPT	**P-Series Keys** • Double bit design • Range of 200 different core/key numbers available • Must specify lock number(s) requested when ordering cut key or lock core/key sets	Lock Core/2 Key Set - Satin Chrome	2.KP20522.SC	0.4#	$ 15
		Lock Core/2 Key Set - Black	2.KP20522	0.4#	15
		Master Key	2.KP20550	0.2#	11
		Extractor Key	2.KP20551	0.2#	11
		Blank Key	2.KP20552	0.2#	3
		Cut Key	2.KP20557	0.2#	4
HRDPT	**Locker Master Key for CLCK Lock** • Master key for CLCK combination locks • Not for use with any other locks except Ruckus combination locks		2.KP61614	0.2#	$ 29
HRDPT	**Locker Master Key for DLCK Lock** • Master key for DLCK digital locks • Not for use with any other locks except Ruckus digital locks		2.KP61616	0.2#	$ 10

Ⓐ

HOW TO ORDER

Indicate the following information on order form:
1. Quantity of each item.
2. Model number, including options. See “How To Build a Model Number”.
3. Any special service required.

Note: • The ☐ indicates that a choice is required.
- The absence of the ☐ indicates that no choice is required.
- Alpha-numeric characters in place of ☐ indicate that no other alternatives are available.

HOW TO BUILD A MODEL NUMBER

Ⓐ Select basic model.

SPECIAL SERVICES

Special Carton Marking

With specially marked information	N/C

Shipping

Ships **assembled, FOB Pembroke, ON K8A 0E1, freight prepaid.** Freight class 70.

Specifications and prices are subject to change without prior notice.

Ruckus® Whiteboards (Freight Excluded Pricing)

Ruckus® Whiteboards (Freight Excluded Pricing)

	MODEL		MODEL NUMBER Basic Model	Approx. Packaged Weight	Freight Excluded Pricing
 RKWB	**Ruckus Whiteboard, Small** • Dry-erase and tackable acoustic PET felt surfaces • Magnetic dots for attaching markers & other accessories • Leather straps for hanging on wall track and holding papers • Unique palette shape improves handling & positioning • Integrated handle. Hangs on undersurface bag hooks	16 x 12”	RKWB1612	2.0#	$ 103
 RKWB	**Ruckus Whiteboard, Medium** • Dry-erase and tackable acoustic PET felt surfaces • Magnetic dots for attaching markers & other accessories • Leather straps for hanging on wall track and holding papers • Unique palette shape improves handling & positioning • Integrated handle. Hangs on undersurface bag hooks	22 X 18”	RKWB2218	3.5#	$ 145
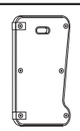 RKWB	**Ruckus Whiteboard, Large** • Dry-erase and tackable acoustic PET felt surfaces • Magnetic dots for attaching markers & other accessories • Leather straps for hanging on wall track and holding papers • Integrated handle	31 x 23”	RKWB3123	6.0#	$ 270
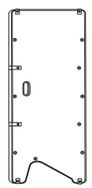 RKWB	**Ruckus Whiteboard, XL** • Dry-erase and tackable acoustic PET felt surfaces • Magnetic dots for attaching markers & other accessories • Leather straps for hanging on wall track and holding papers • Integrated handle • Notched base permits foot clearance	71 x 23”	RKWB7123	16.0#	$ 595
			Ⓐ		

HOW TO ORDER

Indicate the following information on order form:
1. Quantity of each item.
2. Model number, including options. See “How To Build a Model Number”.
3. Any special service required.

Note: • The ☐ indicates that a choice is required.
- The absence of the ☐ indicates that no choice is required.
- Alpha-numeric characters in place of ☐ indicate that no other alternatives are available.

HOW TO BUILD A MODEL NUMBER

Ⓐ Select basic model.

SPECIAL SERVICES

Special Carton Marking

With specially marked information N/C

Shipping

Ships **assembled, FOB Bonduel, WI 54107, freight excluded.** Freight class 125.

Specifications and prices are subject to change without prior notice.

Ruckus® Whiteboards (Freight Excluded Pricing)

Accessories

Ruckus® Whiteboards (Freight Excluded Pricing)
Accessories

	MODEL	MODEL NUMBER Basic Model	Paint Color	Under Table Storage	Approx. Packaged Weight	Freight Excluded Pricing
 RKWA	**Pivot Dock** • Holds Medium and Large Ruckus Whiteboards upright for display or to create privacy. • Allows user to pivot Whiteboards 360 degrees • Clamps onto desk and table surfaces 3/4" to 1-1/4" thick	RKWADOCK	□□		1.0#	$ 41
 RKWA	**Widget** • Stands Ruckus whiteboards up into a privacy or display mode • Props Ruckus whiteboards up into a drafting angle • Holds one standard size marker (marker not included) • 100% post-consumer recycled PET felt	RKWAWIDGET			0.5#	$ 8
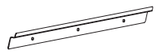 RKWA	**Wall Track 48"** • Allows Ruckus whiteboards to be displayed or stored vertically on exterior walls • 48" length holds 1 to 3 Ruckus Whiteboards depending on size • Mounting hardware not included	RKWAWALLTRCK	□□		1.5#	$ 62
 RKWM	**Undersurface Hook** • 1/4" wire rod, chrome finish • Field Installable, includes 2 screws • Holds whiteboards, bags and purses	RKWMUSHOOK			0.2#	$ 8
 RKWA	**Mobile Display Cart** • Two-sided cart, with two heights of display shelves • Display shelves hold Ruckus whiteboards of any size • Center shelf for storing ruckus whiteboards • Locking caster base	RKWACART	□□	□□□	100.0#	$ 1453
		Ⓐ	Ⓑ	Ⓒ		

HOW TO ORDER

Indicate the following information on order form:
1. Quantity of each item.
2. Model number, including options. See "How To Build a Model Number".
3. Any special service required.

Note: • The □ indicates that a choice is required.
- The absence of the □ indicates that no choice is required.
- Alpha-numeric characters in place of □ indicate that no other alternatives are available.

HOW TO BUILD A MODEL NUMBER

Ⓐ Select basic model.

Ⓑ Select paint color.
Refer to the **Product Color Options** page in this price list.

Ⓒ Select under table storage.

NB	- No book storage
RT	- Removable Storage Tote; add $45

SPECIAL SERVICES

Special Carton Marking

With specially marked information N/C

Shipping

Ships **assembled, FOB Bonduel, WI 54107, freight excluded.** Freight class 70.

Specifications and prices are subject to change without prior notice.

Ruckus® Seating (Delivered Pricing)

Four-Leg Chair

Ruckus® Seating (Delivered Pricing)
Four-Leg Chair

	MODEL	Features	H	MODEL NUMBER: Basic Model	Fire Code	Poly Color	Frame Color	Glide Option	Upholstery Color	Approx. Packaged Weight	Delivered Pricing Unupholstered	Delivered Pricing Fabric Grade 1 & C.O.M.	Delivered Pricing Fabric Grade 2	Delivered Pricing Fabric Grade 3 & Group 2V Vinyl	Delivered Pricing C.O.V.	Delivered Pricing Pallas Fabric Group P0	Delivered Pricing Pallas Fabric Group P1	Delivered Pricing Pallas Fabric Group P2	Delivered Pricing Pallas Fabric Group P3	Delivered Pricing Pallas Fabric Group P4
 RK11	**Four-Leg Chair with Glides** • Model does not stack • Ships fully assembled, packaged 1 chair per carton	Polypropylene	15”	RK1100H15NB	□□□	□□□	□□	□□□		29.0#	$ 261									
		Polypropylene	18”	RK1100H18NB	□□□	□□□	□□	□□□		30.0#	264									
 RK12	**Four-Leg Chair with Glides** • Model does not stack • Ships fully assembled, packaged 1 chair per carton	Upholstered Seat	15”	RK1200H15NB	□□□	□□□	□□	□□□	□□□□□	31.5#	N/A	$ 411	$ 422	$ 444	$ 411	$ 457	$ 524	$ 546	$ 573	$ 611
		Upholstered Seat	18”	RK1200H18NB	□□□	□□□	□□	□□□	□□□□□	32.5#	N/A	414	428	449	414	461	530	550	577	616
					Ⓑ	Ⓒ	Ⓓ	Ⓔ	Ⓕ											

HOW TO ORDER

Indicate the following information on order form:
1. Quantity of each item.
2. Model number, including options. See “How To Build a Model Number”.
3. Any special service required.

Note: • The □ indicates that a choice is required.
- The absence of the □ indicates that no choice is required.
- Alpha-numeric characters in place of □ indicate that no other alternatives are available.

HOW TO BUILD A MODEL NUMBER

Ⓐ Select basic model.

Ⓑ Select fire retardant.

NFR	- Compliance to TB 117-2013
FR	- Compliance to TB 133

Ⓒ Select poly color.
Refer to the **Product Color Options** page in this price list.

Ⓓ Select frame finish.
Refer to the **Product Color Options** page in this price list.

Ⓔ Select glide option.

GFT	- Felt glides
GPL	- Nylon plastic glides
GSL	- Steel glides

Ⓕ Select upholstery grade/color.
Refer to **ki.com/fabrics**

UPHOLSTERY INFORMATION

C.O.M. Upholstery

C.O.M. requirement for 10 chairs or less with upholstered seat or upholstered seat and back is 3/4 yard per chair of 54” wide nondirectional fabric. For orders of 11 or more with upholstered seat and back and for complete information on ordering C.O.M. see “Ordering C.O.M., C.O.V. and C.O.L.” section.

OPTIONS

California TB133 Fire Safety Code

The above seating products can be manufactured using the appropriate flame-retardant materials for compliance to California Technical Bulletin 133.
Add “FR” to end of model number.
Model=Polypropylene
Added Lead Time=none
Added List Price=$27
Model=Upholstered Seat Only
Added Lead Time=none
Added List Price=$43

SPECIAL SERVICES

Special Carton Marking

With specially marked information	N/C

Shipping

Ships **assembled, FOB Green Bay, WI 54302, freight prepaid.** Freight class 250.

Specifications and prices are subject to change without prior notice.

Ruckus® Seating (Delivered Pricing)

Four-Leg Chair

Ruckus® Seating (Delivered Pricing)
Four-Leg Chair

	MODEL	Features	H	MODEL NUMBER: Basic Model	Fire Code	Poly Color	Frame Color	Caster Type	Upholstery Color	Approx. Packaged Weight	Delivered Pricing Unupholstered	Delivered Pricing Fabric Grade 1 & C.O.M.	Delivered Pricing Fabric Grade 2	Delivered Pricing Fabric Grade 3 & Group 2V Vinyl	Delivered Pricing C.O.V.	Delivered Pricing Pallas Fabric Group P0	Delivered Pricing Pallas Fabric Group P1	Delivered Pricing Pallas Fabric Group P2	Delivered Pricing Pallas Fabric Group P3	Delivered Pricing Pallas Fabric Group P4
 RK21	**Four-Leg Chair with Casters** • Model does not stack • Ships fully assembled, packaged 1 chair per carton	Polypropylene	15”	RK2100H15NB	□□□	□□□	□□	□□□		29.5#	$ 278									
		Polypropylene	18”	RK2100H18NB	□□□	□□□	□□	□□□		30.5#	282									
 RK22	**Four-Leg Chair with Casters** • Model does not stack • Ships fully assembled, packaged 1 chair per carton	Upholstered Seat	15”	RK2200H15NB	□□□	□□□	□□	□□□	□□□□□	32.0#	N/A	$ 429	$ 441	$ 462	$ 429	$ 476	$ 543	$ 564	$ 590	$ 629
		Upholstered Seat	18”	RK2200H18NB	□□□	□□□	□□	□□□	□□□□□	33.0#	N/A	433	444	466	433	479	548	568	595	633
					Ⓑ	Ⓒ	Ⓓ	Ⓔ	Ⓕ											

HOW TO ORDER

Indicate the following information on order form:
1. Quantity of each item.
2. Model number, including options. See “How To Build a Model Number”.
3. Any special service required.

Note: • The □ indicates that a choice is required.
• The absence of the □ indicates that no choice is required.
• Alpha-numeric characters in place of □ indicate that no other alternatives are available.

HOW TO BUILD A MODEL NUMBER

Ⓐ Select basic model.

Ⓑ Select fire retardant.

NFR	- Compliance to TB 117-2013
FR	- Compliance to TB 133

Ⓒ Select poly color.
Refer to the **Product Color Options** page in this price list.

Ⓓ Select frame finish.
Refer to the **Product Color Options** page in this price list.

Ⓔ Select caster type.

CCC	- Carpet casters
CHC	- Hard floor casters

Ⓕ Select upholstery grade/color.
Refer to **ki.com/fabrics**

UPHOLSTERY INFORMATION

C.O.M. Upholstery

C.O.M. requirement for 10 chairs or less with upholstered seat or upholstered seat and back is 3/4 yard per chair of 54” wide nondirectional fabric. For orders of 11 or more with upholstered seat and back and for complete information on ordering C.O.M. see “Ordering C.O.M., C.O.V. and C.O.L.” section.

OPTIONS

California TB133 Fire Safety Code

The above seating products can be manufactured using the appropriate flame-retardant materials for compliance to California Technical Bulletin 133.
Add “FR” to end of model number.
Model=Polypropylene
Added Lead Time=none
Added List Price=$27
Model=Upholstered Seat Only
Added Lead Time=none
Added List Price=$43

SPECIAL SERVICES

Special Carton Marking

With specially marked information	N/C

Shipping

Ships **assembled, FOB Green Bay, WI 54302, freight prepaid.** Freight class 250.

Specifications and prices are subject to change without prior notice.

Ruckus® Seating (Delivered Pricing)

Stack Chair with Glides

Ruckus® Seating (Delivered Pricing)
Stack Chair with Glides

	MODEL	Features	H	MODEL NUMBER: Basic Model	Fire Code	Poly Color	Frame Color	Glide Option	Upholstery Color	Approx. Packaged Weight	Delivered Pricing Unupholstered	Delivered Pricing Fabric Grade 1 & C.O.M.	Delivered Pricing Fabric Grade 2	Delivered Pricing Fabric Grade 3 & Group 2V Vinyl	Delivered Pricing C.O.V.	Delivered Pricing Pallas Fabric Group P0	Delivered Pricing Pallas Fabric Group P1	Delivered Pricing Pallas Fabric Group P2	Delivered Pricing Pallas Fabric Group P3	Delivered Pricing Pallas Fabric Group P4
 RKU1	**Stack Chair with Glides** • Ships fully assembled, packaged 1 chair per carton • 15" chair stacks 3 high • 18" chair stacks 4 high	Polypropylene	15"	RKU100H15NB	□□□	□□□	□□	□□□		34.0#	$ 332									
		Polypropylene	18"	RKU100H18NB	□□□	□□□	□□	□□□		35.0#	339									
 RKU2	**Stack Chair with Glides** • Ships fully assembled, packaged 1 chair per carton • 15" chair stacks 2 high • 18" chair stacks 3 high	Upholstered Seat	15"	RKU200H15NB	□□□	□□□	□□	□□□	□□□□□	36.5#	N/A	$ 477	$ 487	$ 507	$ 477	$ 519	$ 585	$ 602	$ 629	$ 666
		Upholstered Seat	18"	RKU200H18NB	□□□	□□□	□□	□□□	□□□□□	37.5#	N/A	480	491	513	480	523	588	607	632	669
					Ⓑ	Ⓒ	Ⓓ	Ⓔ	Ⓕ											

HOW TO ORDER

Indicate the following information on order form:
1. Quantity of each item.
2. Model number, including options. See "How To Build a Model Number".
3. Any special service required.

Note: • The □ indicates that a choice is required.
• The absence of the □ indicates that no choice is required.
• Alpha-numeric characters in place of □ indicate that no other alternatives are available.

HOW TO BUILD A MODEL NUMBER

Ⓐ Select basic model.

Ⓑ Select fire retardant.

NFR	- Compliance to TB 117-2013
FR	- Compliance to TB 133

Ⓒ Select poly color.
Refer to the **Product Color Options** page in this price list.

Ⓓ Select frame finish.
Refer to the **Product Color Options** page in this price list.

Ⓔ Select glide option.

GFT	- Felt glides
GPL	- Nylon plastic glides
GSL	- Steel glides

Ⓕ Select upholstery grade/color.
Refer to **ki.com/fabrics**

UPHOLSTERY INFORMATION

C.O.M. Upholstery

C.O.M. requirement for 10 chairs or less with upholstered seat or upholstered seat and back is 3/4 yard per chair of 54" wide nondirectional fabric. For orders of 11 or more with upholstered seat and back and for complete information on ordering C.O.M. see "Ordering C.O.M., C.O.V. and C.O.L." section.

OPTIONS

California TB133 Fire Safety Code

The above seating products can be manufactured using the appropriate flame-retardant materials for compliance to California Technical Bulletin 133.
Add "FR" to end of model number.
Model=Polypropylene
Added Lead Time=none
Added List Price=$27
Model=Upholstered Seat Only
Added Lead Time=none
Added List Price=$43

SPECIAL SERVICES

Special Carton Marking

With specially marked information	N/C

Shipping

Ships **assembled, FOB Green Bay, WI 54302, freight prepaid.** Freight class 125.

Specifications and prices are subject to change without prior notice.

Ruckus® Seating (Delivered Pricing)

Stack Chair with Glides

Ruckus® Seating (Delivered Pricing)
Stack Chair with Glides

	MODEL	Features	H	MODEL NUMBER: Basic Model	Fire Code	Poly Color	Frame Color	Bookbag Rack Color	Glide Option	Upholstery Color	Approx. Packaged Weight	Delivered Pricing Unupholstered	Delivered Pricing Fabric Grade 1 & C.O.M.	Delivered Pricing Fabric Grade 2	Delivered Pricing Fabric Grade 3 & Group 2V Vinyl	Delivered Pricing C.O.V.	Delivered Pricing Pallas Fabric Group P0	Delivered Pricing Pallas Fabric Group P1	Delivered Pricing Pallas Fabric Group P2	Delivered Pricing Pallas Fabric Group P3	Delivered Pricing Pallas Fabric Group P4
 RKU1	**Stack Chair with Glides and Bookbag Rack** • Ships fully assembled, packaged 1 chair per carton • 15" chair stacks 3 high • 18" chair stacks 4 high	Polypropylene	15"	RKU100H15BR	□□□	□□□	□□	□□□□	□□□		37.0#	$ 406									
		Polypropylene	18"	RKU100H18BR	□□□	□□□	□□	□□□□	□□□		38.0#	411									
 RKU2	**Stack Chair with Glides and Bookbag Rack** • Ships fully assembled, packaged 1 chair per carton • 15" chair stacks 2 high • 18" chair stacks 3 high	Upholstered Seat	15"	RKU200H15BR	□□□	□□□	□□	□□□□	□□□	□□□□□	39.5#	N/A	$ 549	$ 560	$ 582	$ 549	$ 593	$ 657	$ 676	$ 702	$ 738
		Upholstered Seat	18"	RKU200H18BR	□□□	□□□	□□	□□□□	□□□	□□□□□	40.5#	N/A	570	582	601	570	612	677	698	724	760
				Ⓐ	Ⓑ	Ⓒ	Ⓓ	Ⓔ	Ⓕ	Ⓖ											

HOW TO ORDER

Indicate the following information on order form:
1. Quantity of each item.
2. Model number, including options. See "How To Build a Model Number".
3. Any special service required.

Note: • The □ indicates that a choice is required.
• The absence of the □ indicates that no choice is required.
• Alpha-numeric characters in place of □ indicate that no other alternatives are available.

HOW TO BUILD A MODEL NUMBER

Ⓐ Select basic model.

Ⓑ Select fire retardant.

NFR	- Compliance to TB 117-2013
FR	- Compliance to TB 133

Ⓒ Select poly color.
Refer to the **Product Color Options** page in this price list.

Ⓓ Select frame finish.
Refer to the **Product Color Options** page in this price list.

Ⓔ Select bookbag rack color.
Refer to the **Product Color Options** page in this price list.

Ⓕ Select glide option.

GFT	- Felt glides
GPL	- Nylon plastic glides
GSL	- Steel glides

Ⓖ Select upholstery grade/color.
Refer to **ki.com/fabrics**

UPHOLSTERY INFORMATION

C.O.M. Upholstery

C.O.M. requirement for 10 chairs or less with upholstered seat or upholstered seat and back is 3/4 yard per chair of 54" wide nondirectional fabric. For orders of 11 or more with upholstered seat and back and for complete information on ordering C.O.M. see "Ordering C.O.M., C.O.V. and C.O.L." section.

OPTIONS

California TB133 Fire Safety Code

The above seating products can be manufactured using the appropriate flame-retardant materials for compliance to California Technical Bulletin 133.
Add "FR" to end of model number.
Model=Polypropylene
Added Lead Time=none
Added List Price=$27
Model=Upholstered Seat Only
Added Lead Time=none
Added List Price=$43

SPECIAL SERVICES

Special Carton Marking

With specially marked information	N/C

Shipping

Ships **assembled, FOB Green Bay, WI 54302, freight prepaid.** Freight class 125.

Specifications and prices are subject to change without prior notice.

Ruckus® Seating (Delivered Pricing)

Stack Chair with Casters

Ruckus® Seating (Delivered Pricing)
Stack Chair with Casters

	MODEL	Features	H	MODEL NUMBER: Basic Model	Fire Code	Poly Color	Frame Color	Caster Type	Upholstery Color	Approx. Packaged Weight	Delivered Pricing Unupholstered	Delivered Pricing Fabric Grade 1 & C.O.M.	Delivered Pricing Fabric Grade 2	Delivered Pricing Fabric Grade 3 & Group 2V Vinyl	Delivered Pricing C.O.V.	Delivered Pricing Pallas Fabric Group P0	Delivered Pricing Pallas Fabric Group P1	Delivered Pricing Pallas Fabric Group P2	Delivered Pricing Pallas Fabric Group P3	Delivered Pricing Pallas Fabric Group P4
 RKV1	**Stack Chair with Casters** • Ships fully assembled, packaged 1 chair per carton • 15” chair stacks 3 high • 18” chair stacks 4 high	Polypropylene	15”	RKV100H15NB	□□□	□□□	□□	□□□		34.5#	$ 350									
		Polypropylene	18”	RKV100H18NB	□□□	□□□	□□	□□□		35.5#	354									
 RKV2	**Stack Chair with Casters** • Ships fully assembled, packaged 1 chair per carton • 15” chair stacks 2 high • 18” chair stacks 3 high	Upholstered Seat	15”	RKV200H15NB	□□□	□□□	□□	□□□	□□□□□	37.0#	N/A	$ 492	$ 503	$ 524	$ 492	$ 536	$ 600	$ 621	$ 645	$ 681
		Upholstered Seat	18”	RKV200H18NB	□□□	□□□	□□	□□□	□□□□□	38.0#	N/A	495	507	529	495	539	604	624	648	687
					Ⓐ	Ⓑ	Ⓒ	Ⓓ	Ⓔ	Ⓕ										

HOW TO ORDER

Indicate the following information on order form:
1. Quantity of each item.
2. Model number, including options. See “How To Build a Model Number”.
3. Any special service required.

Note: • The □ indicates that a choice is required.
• The absence of the □ indicates that no choice is required.
• Alpha-numeric characters in place of □ indicate that no other alternatives are available.

HOW TO BUILD A MODEL NUMBER

Ⓐ Select basic model.

Ⓑ Select fire retardant.

NFR	- Compliance to TB 117-2013
FR	- Compliance to TB 133

Ⓒ Select poly color.
Refer to the **Product Color Options** page in this price list.

Ⓓ Select frame finish.
Refer to the **Product Color Options** page in this price list.

Ⓔ Select caster type.

CHC	- Hard floor casters
CCC	- Carpet casters

Ⓕ Select upholstery grade/color.
Refer to **ki.com/fabrics**

UPHOLSTERY INFORMATION

C.O.M. Upholstery

C.O.M. requirement for 10 chairs or less with upholstered seat or upholstered seat and back is 3/4 yard per chair of 54” wide nondirectional fabric. For orders of 11 or more with upholstered seat and back and for complete information on ordering C.O.M. see “Ordering C.O.M., C.O.V. and C.O.L.” section.

OPTIONS

California TB133 Fire Safety Code

The above seating products can be manufactured using the appropriate flame-retardant materials for compliance to California Technical Bulletin 133.
Add “FR” to end of model number.
Model=Polypropylene
Added Lead Time=none
Added List Price=$27
Model=Upholstered Seat Only
Added Lead Time=none
Added List Price=$43

SPECIAL SERVICES

Special Carton Marking

With specially marked information	N/C

Shipping

Ships **assembled, FOB Green Bay, WI 54302, freight prepaid.** Freight class 125.

Specifications and prices are subject to change without prior notice.

Ruckus® Seating (Delivered Pricing)

Stack Chair with Casters

Ruckus® Seating (Delivered Pricing)
Stack Chair with Casters

	MODEL	Features	H	MODEL NUMBER: Basic Model	Fire Code	Poly Color	Frame Color	Bookbag Rack Color	Caster Type	Upholstery Color	Approx. Packaged Weight	Delivered Pricing Unupholstered	Delivered Pricing Fabric Grade 1 & C.O.M.	Delivered Pricing Fabric Grade 2	Delivered Pricing Fabric Grade 3 & Group 2V Vinyl	Delivered Pricing C.O.V.	Delivered Pricing Pallas Fabric Group P0	Delivered Pricing Pallas Fabric Group P1	Delivered Pricing Pallas Fabric Group P2	Delivered Pricing Pallas Fabric Group P3	Delivered Pricing Pallas Fabric Group P4
 RKV1	**Stack Chair with Casters and Bookbag Rack** • Ships fully assembled, packaged 1 chair per carton • 15" chair stacks 3 high • 18" chair stacks 4 high	Polypropylene	15"	RKV100H15BR	□□□	□□□	□□	□□□□	□□□		37.5#	$ 422									
		Polypropylene	18"	RKV100H18BR	□□□	□□□	□□	□□□□	□□□		38.5#	428									
 RKV2	**Stack Chair with Casters and Bookbag Rack** • Ships fully assembled, packaged 1 chair per carton • 15" chair stacks 2 high • 18" chair stacks 3 high	Upholstered Seat	15"	RKV200H15BR	□□□	□□□	□□	□□□□	□□□	□□□□□	40.0#	N/A	$ 565	$ 575	$ 597	$ 565	$ 609	$ 674	$ 694	$ 718	$ 754
		Upholstered Seat	18"	RKV200H18BR	□□□	□□□	□□	□□□□	□□□	□□□□□	41.0#	N/A	570	582	601	570	612	677	698	724	760
				Ⓐ	Ⓑ	Ⓒ	Ⓓ	Ⓔ	Ⓕ	Ⓖ											

HOW TO ORDER

Indicate the following information on order form:
1. Quantity of each item.
2. Model number, including options. See "How To Build a Model Number".
3. Any special service required.

Note: • The □ indicates that a choice is required.
• The absence of the □ indicates that no choice is required.
• Alpha-numeric characters in place of □ indicate that no other alternatives are available.

HOW TO BUILD A MODEL NUMBER

Ⓐ Select basic model.

Ⓑ Select fire retardant.

NFR	- Compliance to TB 117-2013
FR	- Compliance to TB 133

Ⓒ Select poly color.
Refer to the **Product Color Options** page in this price list.

Ⓓ Select frame finish.
Refer to the **Product Color Options** page in this price list.

Ⓔ Select bookbag rack color.
Refer to the **Product Color Options** page in this price list.

Ⓕ Select caster type.

CHC	- Hard floor casters
CCC	- Carpet casters

Ⓖ Select upholstery grade/color.
Refer to **ki.com/fabrics**

UPHOLSTERY INFORMATION

C.O.M. Upholstery

C.O.M. requirement for 10 chairs or less with upholstered seat or upholstered seat and back is 3/4 yard per chair of 54" wide nondirectional fabric. For orders of 11 or more with upholstered seat and back and for complete information on ordering C.O.M. see "Ordering C.O.M., C.O.V. and C.O.L." section.

OPTIONS

California TB133 Fire Safety Code

The above seating products can be manufactured using the appropriate flame-retardant materials for compliance to California Technical Bulletin 133.
Add "FR" to end of model number.
Model=Polypropylene
Added Lead Time=none
Added List Price=$27
Model=Upholstered Seat Only
Added Lead Time=none
Added List Price=$43

SPECIAL SERVICES

Special Carton Marking

With specially marked information	N/C

Shipping

Ships **assembled, FOB Green Bay, WI 54302, freight prepaid.** Freight class 125.

Specifications and prices are subject to change without prior notice.

Ruckus® Seating (Delivered Pricing)

Stool with Glides

Ruckus® Seating (Delivered Pricing)
Stool with Glides

	MODEL	Features	H	MODEL NUMBER: Basic Model	Fire Code	Poly Color	Frame Color	Glide Option	Upholstery Color	Approx. Packaged Weight	Delivered Pricing Unupholstered	Delivered Pricing Fabric Grade 1 & C.O.M.	Delivered Pricing Fabric Grade 2	Delivered Pricing Fabric Grade 3 & Group 2V Vinyl	Delivered Pricing C.O.V.	Delivered Pricing Pallas Fabric Group P0	Delivered Pricing Pallas Fabric Group P1	Delivered Pricing Pallas Fabric Group P2	Delivered Pricing Pallas Fabric Group P3	Delivered Pricing Pallas Fabric Group P4
 RK41	**Stool with Glides and No Bookbag Rack** • Ships fully assembled, packaged 1 chair per carton • Stacks 3 high	Polypropylene	24"	RK4100H24NB	□□□	□□□	□□	□□□		42.0#	$ 420									
		Polypropylene	30"	RK4100H30NB	□□□	□□□	□□	□□□		43.0#	434									
 RK42	**Stool with Glides and No Bookbag Rack** • Ships fully assembled, packaged 1 chair per carton • Stacks 3 high	Upholstered Seat	24"	RK4200H24NB	□□□	□□□	□□	□□□	□□□□□	44.5#	N/A	$ 570	$ 582	$ 604	$ 570	$ 616	$ 683	$ 704	$ 731	$ 771
		Upholstered Seat	30"	RK4200H30NB	□□□	□□□	□□	□□□	□□□□□	45.5#	N/A	585	596	619	585	630	699	719	747	785
					Ⓑ	Ⓒ	Ⓓ	Ⓔ	Ⓕ											

HOW TO ORDER

Indicate the following information on order form:
1. Quantity of each item.
2. Model number, including options. See "How To Build a Model Number".
3. Any special service required.

Note: • The □ indicates that a choice is required.
• The absence of the □ indicates that no choice is required.
• Alpha-numeric characters in place of □ indicate that no other alternatives are available.

HOW TO BUILD A MODEL NUMBER

Ⓐ Select basic model.

Ⓑ Select fire retardant.

NFR	- Compliance to TB 117-2013
FR	- Compliance to TB 133

Ⓒ Select poly color.
Refer to the **Product Color Options** page in this price list.

Ⓓ Select frame finish.
Refer to the **Product Color Options** page in this price list.

Ⓔ Select glide option.

GFT	- Felt glides
GPL	- Nylon plastic glides
GSL	- Steel glides

Ⓕ Select upholstery grade/color.
Refer to **ki.com/fabrics**

UPHOLSTERY INFORMATION

C.O.M. Upholstery

C.O.M. requirement for 10 chairs or less with upholstered seat or upholstered seat and back is 3/4 yard per chair of 54" wide nondirectional fabric. For orders of 11 or more with upholstered seat and back and for complete information on ordering C.O.M. see "Ordering C.O.M., C.O.V. and C.O.L." section.

OPTIONS

California TB133 Fire Safety Code

The above seating products can be manufactured using the appropriate flame-retardant materials for compliance to California Technical Bulletin 133.
Add "FR" to end of model number.
Model=Polypropylene
Added Lead Time=none
Added List Price=$27
Model=Upholstered Seat Only
Added Lead Time=none
Added List Price=$43

SPECIAL SERVICES

Special Carton Marking

With specially marked information	N/C

Shipping

Ships **assembled, FOB Green Bay, WI 54302, freight prepaid.** Freight class 250.

Specifications and prices are subject to change without prior notice.

Ruckus® Seating (Delivered Pricing)

Stool with Glides

Ruckus® Seating (Delivered Pricing)

Stool with Glides

	MODEL	Features	H	MODEL NUMBER: Basic Model	Fire Code	Poly Color	Frame Color	Bookbag Rack Color	Glide Option	Upholstery Color	Approx. Packaged Weight	Delivered Pricing Unupholstered	Delivered Pricing Fabric Grade 1 & C.O.M.	Delivered Pricing Fabric Grade 2	Delivered Pricing Fabric Grade 3 & Group 2V Vinyl	Delivered Pricing C.O.V.	Delivered Pricing Pallas Fabric Group P0	Delivered Pricing Pallas Fabric Group P1	Delivered Pricing Pallas Fabric Group P2	Delivered Pricing Pallas Fabric Group P3	Delivered Pricing Pallas Fabric Group P4
 RK41	**Stool with Glides and Bookbag Rack** • Ships fully assembled, packaged 1 chair per carton • Stacks 3 high	Polypropylene	24"	RK4100H24BR	□□□	□□□	□□	□□□□	□□□		45.0#	$ 494									
		Polypropylene	30"	RK4100H30BR	□□□	□□□	□□	□□□□	□□□		46.0#	510									
 RK42	**Stool with Glides and Bookbag Rack** • Ships fully assembled, packaged 1 chair per carton • Stacks 3 high	Upholstered Seat	24"	RK4200H24BR	□□□	□□□	□□	□□□□	□□□	□□□□□	47.5#	N/A	$ 647	$ 658	$ 681	$ 647	$ 694	$ 761	$ 783	$ 809	$ 847
		Upholstered Seat	30'	RK4200H30BR	□□□	□□□	□□	□□□□	□□□	□□□□□	48.5#	N/A	659	672	695	659	706	775	796	821	862
				Ⓐ	Ⓑ	Ⓒ	Ⓓ	Ⓔ	Ⓕ	Ⓖ											

HOW TO ORDER

Indicate the following information on order form:
1. Quantity of each item.
2. Model number, including options. See "How To Build a Model Number".
3. Any special service required.

Note: • The □ indicates that a choice is required.
- The absence of the □ indicates that no choice is required.
- Alpha-numeric characters in place of □ indicate that no other alternatives are available.

HOW TO BUILD A MODEL NUMBER

Ⓐ Select basic model.

Ⓑ Select fire retardant.

NFR	- Compliance to TB 117-2013
FR	- Compliance to TB 133

Ⓒ Select poly color.
Refer to the **Product Color Options** page in this price list.

Ⓓ Select frame finish.
Refer to the **Product Color Options** page in this price list.

Ⓔ Select bookbag rack color.
Refer to the **Product Color Options** page in this price list.

Ⓕ Select glide option.

GFT	- Felt glides
GPL	- Nylon plastic glides
GSL	- Steel glides

Ⓖ Select upholstery grade/color.
Refer to **ki.com/fabrics**

UPHOLSTERY INFORMATION

C.O.M. Upholstery

C.O.M. requirement for 10 chairs or less with upholstered seat or upholstered seat and back is 3/4 yard per chair of 54" wide nondirectional fabric. For orders of 11 or more with upholstered seat and back and for complete information on ordering C.O.M. see "Ordering C.O.M., C.O.V. and C.O.L." section.

OPTIONS

California TB133 Fire Safety Code

The above seating products can be manufactured using the appropriate flame-retardant materials for compliance to California Technical Bulletin 133.
Add "FR" to end of model number.
Model=Polypropylene
Added Lead Time=none
Added List Price=$27
Model=Upholstered Seat Only
Added Lead Time=none
Added List Price=$43

SPECIAL SERVICES

Special Carton Marking

With specially marked information	N/C

Shipping

Ships **assembled, FOB Green Bay, WI 54302, freight prepaid.** Freight class 250.

Specifications and prices are subject to change without prior notice.

Ruckus® Seating (Delivered Pricing)

Stool with Casters

Ruckus® Seating (Delivered Pricing)

Stool with Casters

	MODEL	Features	H	MODEL NUMBER Basic Model	Fire Code	Poly Color	Frame Color	Glide Option	Upholstery Color	Approx. Packaged Weight	Delivered Pricing Unupholstered	Delivered Pricing Fabric Grade 1 & C.O.M.	Delivered Pricing Fabric Grade 2	Delivered Pricing Fabric Grade 3 & Group 2V Vinyl	Delivered Pricing C.O.V.	Delivered Pricing Pallas Fabric Group P0	Delivered Pricing Pallas Fabric Group P1	Delivered Pricing Pallas Fabric Group P2	Delivered Pricing Pallas Fabric Group P3	Delivered Pricing Pallas Fabric Group P4
 RKN1	**Stool with Casters and No Bookbag Rack** • Ships fully assembled, packaged 1 chair per carton • Stacks 3 high	Polypropylene	24"	RKN100H24NB	□□□	□□□	□□	□□□		42.0#	$ 447									
		Polypropylene	30"	RKN100H30NB	□□□	□□□	□□	□□□		43.0#	461									
 RKN2	**Stool with Casters and No Bookbag Rack** • Ships fully assembled, packaged 1 chair per carton • Stacks 3 high	Upholstered Seat	24"	RKN200H24NB	□□□	□□□	□□	□□□	□□□□□	44.5#	N/A	$ 596	$ 609	$ 631	$ 596	$ 643	$ 711	$ 731	$ 759	$ 798
		Upholstered Seat	30"	RKN200H30NB	□□□	□□□	□□	□□□	□□□□□	45.5#	N/A	611	623	646	611	657	726	747	774	812
				Ⓐ	Ⓑ	Ⓒ	Ⓓ	Ⓔ	Ⓕ											

HOW TO ORDER

Indicate the following information on order form:
1. Quantity of each item.
2. Model number, including options. See "How To Build a Model Number".
3. Any special service required.

Note: • The □ indicates that a choice is required.
• The absence of the □ indicates that no choice is required.
• Alpha-numeric characters in place of □ indicate that no other alternatives are available.

HOW TO BUILD A MODEL NUMBER

Ⓐ Select basic model.

Ⓑ Select fire retardant.

NFR	- Compliance to TB 117-2013
FR	- Compliance to TB 133

Ⓒ Select poly color.
Refer to the **Product Color Options** page in this price list.

Ⓓ Select frame finish.
Refer to the **Product Color Options** page in this price list.

Ⓔ Select caster option.

CHC	- Hard floor casters
CCC	- Carpet casters

Ⓕ Select upholstery grade/color.
Refer to **ki.com/fabrics**

UPHOLSTERY INFORMATION

C.O.M. Upholstery

C.O.M. requirement for 10 chairs or less with upholstered seat or upholstered seat and back is 3/4 yard per chair of 54" wide nondirectional fabric. For orders of 11 or more with upholstered seat and back and for complete information on ordering C.O.M. see "Ordering C.O.M., C.O.V. and C.O.L." section.

OPTIONS

California TB133 Fire Safety Code

The above seating products can be manufactured using the appropriate flame-retardant materials for compliance to California Technical Bulletin 133.
Add "FR" to end of model number.
Model=Polypropylene
Added Lead Time=none
Added List Price=$27
Model=Upholstered Seat Only
Added Lead Time=none
Added List Price=$43

SPECIAL SERVICES

Special Carton Marking

With specially marked information	N/C

Shipping

Ships **assembled, FOB Green Bay, WI 54302, freight prepaid.** Freight class 250.

Specifications and prices are subject to change without prior notice.

Ruckus® Seating (Delivered Pricing)

Stool with Casters

Ruckus® Seating (Delivered Pricing)

Stool with Casters

	MODEL	Features	H	MODEL NUMBER: Basic Model	Fire Code	Poly Color	Frame Color	Bookbag Rack Color	Glide Option	Upholstery Color	Approx. Packaged Weight	Delivered Pricing Unupholstered	Delivered Pricing Fabric Grade 1 & C.O.M.	Delivered Pricing Fabric Grade 2	Delivered Pricing Fabric Grade 3 & Group 2V Vinyl	Delivered Pricing C.O.V.	Delivered Pricing Pallas Fabric Group P0	Delivered Pricing Pallas Fabric Group P1	Delivered Pricing Pallas Fabric Group P2	Delivered Pricing Pallas Fabric Group P3	Delivered Pricing Pallas Fabric Group P4
 RKN1	**Stool with Casters and Bookbag Rack** • Ships fully assembled, packaged 1 chair per carton • Stacks 3 high	Polypropylene	24"	RKN100H24BR	□□□	□□□	□□	□□□□	□□□		45.0#	$ 522									
		Polypropylene	30"	RKN100H30BR	□□□	□□□	□□	□□□□	□□□		46.0#	537									
 RKN2	**Stool with Casters and Bookbag Rack** • Ships fully assembled, packaged 1 chair per carton • Stacks 3 high	Upholstered Seat	24"	RKN200H24BR	□□□	□□□	□□	□□□□	□□□	□□□□□	47.5#	N/A	$ 675	$ 686	$ 709	$ 675	$ 722	$ 788	$ 810	$ 835	$ 875
		Upholstered Seat	30'	RKN200H30BR	□□□	□□□	□□	□□□□	□□□	□□□□□	48.5#	N/A	687	699	723	687	734	803	822	848	889
				Ⓐ	Ⓑ	Ⓒ	Ⓓ	Ⓔ	Ⓕ	Ⓖ											

HOW TO ORDER

Indicate the following information on order form:
1. Quantity of each item.
2. Model number, including options. See "How To Build a Model Number".
3. Any special service required.

Note: • The □ indicates that a choice is required.
- The absence of the □ indicates that no choice is required.
- Alpha-numeric characters in place of □ indicate that no other alternatives are available.

HOW TO BUILD A MODEL NUMBER

Ⓐ Select basic model.

Ⓑ Select fire retardant.

NFR	- Compliance to TB 117-2013
FR	- Compliance to TB 133

Ⓒ Select poly color.
Refer to the **Product Color Options** page in this price list.

Ⓓ Select frame finish.
Refer to the **Product Color Options** page in this price list.

Ⓔ Select bookbag rack color.
Refer to the **Product Color Options** page in this price list.

Ⓕ Select caster option.

CHC	- Hard floor casters
CCC	- Carpet casters

Ⓖ Select upholstery grade/color.
Refer to **ki.com/fabrics**

UPHOLSTERY INFORMATION

C.O.M. Upholstery

C.O.M. requirement for 10 chairs or less with upholstered seat or upholstered seat and back is 3/4 yard per chair of 54" wide nondirectional fabric. For orders of 11 or more with upholstered seat and back and for complete information on ordering C.O.M. see "Ordering C.O.M., C.O.V. and C.O.L." section.

OPTIONS

California TB133 Fire Safety Code

The above seating products can be manufactured using the appropriate flame-retardant materials for compliance to California Technical Bulletin 133.
Add "FR" to end of model number.
Model=Polypropylene
Added Lead Time=none
Added List Price=$27
Model=Upholstered Seat Only
Added Lead Time=none
Added List Price=$43

SPECIAL SERVICES

Special Carton Marking

With specially marked information	N/C

Shipping

Ships **assembled, FOB Green Bay, WI 54302, freight prepaid.** Freight class 250.

Specifications and prices are subject to change without prior notice.

Ruckus® Seating (Delivered Pricing)

Task Chair

Ruckus® Seating (Delivered Pricing)
Task Chair

	MODEL	Features	MODEL NUMBER: Basic Model	Fire Code	Poly Color	Frame Color	Caster Type	Upholstery Color	Approx. Packaged Weight	Delivered Pricing Unupholstered	Delivered Pricing Fabric Grade 1 & C.O.M.	Delivered Pricing Fabric Grade 2	Delivered Pricing Fabric Grade 3 & Group 2V Vinyl	Delivered Pricing C.O.V.	Delivered Pricing Pallas Fabric Group P0	Delivered Pricing Pallas Fabric Group P1	Delivered Pricing Pallas Fabric Group P2	Delivered Pricing Pallas Fabric Group P3	Delivered Pricing Pallas Fabric Group P4
 RK51	**Task Chair** • Ships KD, packaged 1 chair per carton • Utilizes 28" 5-blade base	Polypropylene	RK5100	□□□	□□□	□□	□□□		36.0#	$ 425									
 RK52	**Task Chair** • Ships KD, packaged 1 chair per carton • Utilizes 28" 5-blade base	Upholstered Seat	RK5200	□□□	□□□	□□	□□□	□□□□□	38.5#	N/A	$ 566	$ 577	$ 599	$ 566	$ 610	$ 675	$ 695	$ 719	$ 757
			Ⓐ	Ⓑ	Ⓒ	Ⓓ	Ⓔ	Ⓕ											

HOW TO ORDER

Indicate the following information on order form:
1. Quantity of each item.
2. Model number, including options. See "How To Build a Model Number".
3. Any special service required.

Note: • The □ indicates that a choice is required.
• The absence of the □ indicates that no choice is required.
• Alpha-numeric characters in place of □ indicate that no other alternatives are available.

HOW TO BUILD A MODEL NUMBER

Ⓐ Select basic model.

Ⓑ Select fire retardant.

NFR	- Compliance to TB 117-2013
FR	- Compliance to TB 133

Ⓒ Select poly color.
Refer to the **Product Color Options** page in this price list.

Ⓓ Select frame color.
Refer to the **Product Color Options** page in this price list.

Ⓔ Select caster or glide type.

CHC	- Hard floor casters
CCC	- Carpet casters
GBG	- Bell glide

Ⓕ Select upholstery grade/color.
Refer to **ki.com/fabrics**

UPHOLSTERY INFORMATION

C.O.M. Upholstery

C.O.M. requirement for 10 chairs or less with upholstered seat or upholstered seat and back is 3/4 yard per chair of 54" wide nondirectional fabric. For orders of 11 or more with upholstered seat and back and for complete information on ordering C.O.M. see "Ordering C.O.M., C.O.V. and C.O.L." section.

OPTIONS

California TB133 Fire Safety Code

The above seating products can be manufactured using the appropriate flame-retardant materials for compliance to California Technical Bulletin 133.
Add "FR" to end of model number.
Model=Polypropylene
Added Lead Time=none
Added List Price=$27
Model=Upholstered Seat Only
Added Lead Time=none
Added List Price=$43

SPECIAL SERVICES

Special Carton Marking

With specially marked information	N/C

Shipping

Ships **assembled, FOB Green Bay, WI 54302, freight prepaid.** Freight class 250.

Specifications and prices are subject to change without prior notice.

Ruckus® Cantilever Desk (Delivered Pricing)

Desk

Ruckus® Cantilever Desk (Delivered Pricing)
Desk

	MODEL	Features	MODEL NUMBER: Basic Model	Storage Accessories	Base	Top Color	Edge Color	Base Color	Book Basket Color	Approx. Packaged Weight	Delivered Pricing
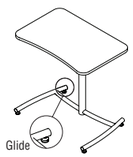 RU420	**Fixed Height - Glide Base** • Laminate curved front only • 20" x 30" worksurface • Ships fully assembled, packaged 1 desk per carton	29" High	RU4201	□□□□	□□□	□□□	□□□	□□	□□□□	39.0#	$ 556
 RUD20	**Set Screw Adjustable - Glide Base** • Facilities staff adjusted (tool required) • Laminate curved front only • 20" x 30" worksurface • Ships fully assembled, packaged 1 desk per carton • 27-1/4" - 41-1/2" height range (1" increments) • When chrome is selected the lower frame will be chrome and the upper column assembly will be starlight silver	Set Screw Height Adj.	RUD20A	□□□□	□□□	□□□	□□□	□□	□□□□	42.0#	$ 703
 RUY20	**Pneumatic Adjustable - Glide Base** • User adjusted • Laminate curved front only • 20" x 30" worksurface • Ships fully assembled, packaged 1 desk per carton • 27-1/4" - 41-1/2" height range • When chrome is selected the lower frame will be chrome and the upper column assembly will be starlight silver	Pneumatic Height Adj	RUY20E	□□□□	□□□	□□□	□□□	□□	□□□□	42.0#	$ 882

Ⓐ Ⓑ Ⓒ Ⓓ Ⓔ Ⓕ Ⓖ

HOW TO ORDER

Indicate the following information on order form:
1. Quantity of each item.
2. Model number, including options. See "How To Build a Model Number".
3. Any special service required.

Note: • The □ indicates that a choice is required.
- The absence of the □ indicates that no choice is required.
- Alpha-numeric characters in place of □ indicate that no other alternatives are available.

HOW TO BUILD A MODEL NUMBER

Ⓐ Select basic model.

Ⓑ Select storage/accessories.

NB	- No book storage
BH	- Book bag hook; add $10
BR	- Book basket; add $72
CL	- Swiveling cup holder - left side; add $64
CR	- Swiveling cup holder - right side; add $64
BHCL	- Book bag hook-right side & cup holder-left side; add $70
BHCR	- Book bag hook-left side & cup holder-right side; add $70
BRCL	- Book basket & cup holder - left side; add $136
BRCR	- Book basket & cup holder - right side; add $136

Ⓒ Select base option.

GFT	- Felt glides
GPL	- Nylon plastic glides
GSL	- Steel glides

Ⓓ Select top laminate surface.
Refer to the **Product Color Options** page in this price list.

Ⓔ Select edge color.
Refer to the **Product Color Options** page in this price list.

Ⓕ Select base color.
Refer to the **Product Color Options** page in this price list.

Ⓖ Select book basket color.
Refer to the **Product Color Options** page in this price list.
When Book basket/rack & cup holder (BRCL or BRCR) is selected the cup holder is always starlight silver metallic.

FINISH INFORMATION

Additional Laminate Offering

Additional laminates beyond KI standard offering, are available with two weeks extended leadtime. To specify additional laminates, use these designators followed by the supplier's color/pattern code:

Formica - LF/supplier's color pattern code
Nevamar - LN/supplier's color pattern code
Wilsonart - LW/supplier's color pattern code

KI's standard finish is the supplier's recommended finish for that color/pattern. Note: Nonstandard laminates from these suppliers (example: textured laminates), require an upcharge and additional leadtime.
Contact KI.

SPECIAL SERVICES

Special Carton Marking

With specially marked information N/C

Shipping

Ships **assembled, FOB Bonduel, WI 54107, freight prepaid.** Freight class 125.

Specifications and prices are subject to change without prior notice.

Ruckus® Cantilever Desk (Delivered Pricing)

Desk

Ruckus® Cantilever Desk (Delivered Pricing)
Desk

	MODEL	Features	MODEL NUMBER: Basic Model	Storage Accessories	Base	Top Color	Edge Color	Base Color	Book Basket Color	Approx. Packaged Weight	Delivered Pricing
 RU520	**Fixed Height - Rolling Base** • Laminate curved front only • 20” x 30” worksurface • Ships fully assembled, packaged 1 desk per carton	29” High	RU5201	□□□□	□□□	□□□	□□□	□□	□□□□	39.0#	$ 598
 RUE20	**Set Screw Adjustable - Rolling Base** • Facilities staff adjusted (tool required) • Laminate curved front only • 20” x 30” worksurface • Ships fully assembled, packaged 1 desk per carton • 27-1/4” - 41-1/2” height range (1” increments) • When chrome is selected the lower frame will be chrome and the upper column assembly will be starlight silver	Set Screw Height Adj	RUE20A	□□□□	□□□	□□□	□□□	□□	□□□□	42.0#	$ 734
 RUZ20	**Pneumatic Adjustable - Rolling Base** • User adjusted • Laminate curved front only • 20” x 30” worksurface • Ships fully assembled, packaged 1 desk per carton • 27-1/4” - 41-1/2” height range • When chrome is selected the lower frame will be chrome and the upper column assembly will be starlight silver	Pneumatic Height Adj.	RUZ20E	□□□□	□□□	□□□	□□□	□□	□□□□	42.0#	$ 908

Ⓐ Ⓑ Ⓒ Ⓓ Ⓔ Ⓕ Ⓖ

HOW TO ORDER

Indicate the following information on order form:
1. Quantity of each item.
2. Model number, including options. See “How To Build a Model Number”.
3. Any special service required.

Note: • The □ indicates that a choice is required.
- The absence of the □ indicates that no choice is required.
- Alpha-numeric characters in place of □ indicate that no other alternatives are available.

HOW TO BUILD A MODEL NUMBER

Ⓐ Select basic model.

Ⓑ Select strorage/accessories.

NB	- No book storage
BH	- Book bag hook; add $10
BR	- Book basket; add $72
CL	- Swiveling cup holder - left side; add $64
CR	- Swiveling cup holder - right side; add $64
BHCL	- Book bag hook-right side & cup holder-left side; add $70
BHCR	- Book bag hook-left side & cup holder-right side; add $70
BRCL	- Book basket & cup holder - left side; add $136
BRCR	- Book basket & cup holder - right side; add $136

Ⓒ Select base option.

RFT	- Wheelbarrow (rolling front, felt solo glides back)
RPL	- Wheelbarrow (roller front, plastic glides back)
RSL	- Wheelbarrow (rolling front, steel glides back)

Ⓓ Select top laminate surface.
Refer to the **Product Color Options** page in this price list.

Ⓔ Select edge color.
Refer to the **Product Color Options** page in this price list.

Ⓕ Select base color.
Refer to the **Product Color Options** page in this price list.

Ⓖ Select book basket color.
Refer to the **Product Color Options** page in this price list.
When Book basket/rack & cup holder (BRCL or BRCR) is selected the cup holder is always starlight silver metallic.

FINISH INFORMATION

Additional Laminate Offering

Additional laminates beyond KI standard offering, are available with two weeks extended leadtime. To specify additional laminates, use these designators followed by the supplier’s color/pattern code:

Formica - LF/supplier’s color pattern code
Nevamar - LN/supplier’s color pattern code
Wilsonart - LW/supplier’s color pattern code

KI’s standard finish is the supplier’s recommended finish for that color/pattern. Note: Nonstandard laminates from these suppliers (example: textured laminates), require an upcharge and additional leadtime.
Contact KI.

SPECIAL SERVICES

Special Carton Marking

With specially marked information	N/C

Shipping

Ships **assembled, FOB Bonduel, WI 54107, freight prepaid.** Freight class 125.

Specifications and prices are subject to change without prior notice.

Ruckus® Cantilever Desk (Delivered Pricing)

ADA Desk

Ruckus® Cantilever Desk (Delivered Pricing)
ADA Desk

	MODEL	Features	MODEL NUMBER: Basic Model	Storage Accessories	Base	Top Color	Edge Color	Base Color	Book Basket Color	Approx. Packaged Weight	Delivered Pricing
 RUE50	**ADA Set Screw Adjustable Desk - Rolling Base** • Facilities staff adjusted (tool required) • Laminate curved front only • 25” x 36” laminate worksurface • Ships fully assembled, packaged 1 desk per carton • 27-1/4” - 31-1/4” height range (1” increments) • When chrome is selected the lower frame will be chrome and the upper column assembly will be starlight silver	Set Screw Adjustable - Rolling Base	RUE50A	□□□□	□□□	□□□	□□□	□□	□□□□	64.0#	$ 865
			Ⓐ	Ⓑ	Ⓒ	Ⓓ	Ⓔ	Ⓕ	Ⓖ		

HOW TO ORDER

Indicate the following information on order form:
1. Quantity of each item.
2. Model number, including options. See “How To Build a Model Number”.
3. Any special service required.

Note: • The □ indicates that a choice is required.
- The absence of the □ indicates that no choice is required.
- Alpha-numeric characters in place of □ indicate that no other alternatives are available.

HOW TO BUILD A MODEL NUMBER

Ⓐ Select basic model.

Ⓑ Select strorage/accessories.

NB	- No book storage
BH	- Book bag hook; add $10
BR	- Book basket; add $72
CL	- Swiveling cup holder - left side; add $64
CR	- Swiveling cup holder - right side; add $64
BHCL	- Book bag hook-right side & cup holder-left side; add $70
BHCR	- Book bag hook-left side & cup holder-right side; add $70
BRCL	- Book basket & cup holder - left side; add $136
BRCR	- Book basket & cup holder - right side; add $136

Ⓒ Select base option.

RFT	- Wheelbarrow (rolling front, felt solo glides back)
RPL	- Wheelbarrow (roller front, plastic glides back)
RSL	- Wheelbarrow (rolling front, steel glides back)

Ⓓ Select top laminate surface.
Refer to the **Product Color Options** page in this price list.

Ⓔ Select edge color.
Refer to the **Product Color Options** page in this price list.

Ⓕ Select base color.
Refer to the **Product Color Options** page in this price list.

Ⓖ Select book basket color.
Refer to the **Product Color Options** page in this price list.
When Book basket/rack & cup holder (BRCL or BRCR) is selected the cup holder is always starlight silver metallic.

FINISH INFORMATION

Additional Laminate Offering

Additional laminates beyond KI standard offering, are available with two weeks extended leadtime. To specify additional laminates, use these designators followed by the supplier’s color/pattern code:

Formica - LF/supplier’s color pattern code
Nevamar - LN/supplier’s color pattern code
Wilsonart - LW/supplier’s color pattern code

KI’s standard finish is the supplier’s recommended finish for that color/pattern. Note: Nonstandard laminates from these suppliers (example: textured laminates), require an upcharge and additional leadtime.
Contact KI.

SPECIAL SERVICES

Special Carton Marking

With specially marked information	N/C

Shipping

Ships **assembled, FOB Bonduel, WI 54107, freight prepaid.** Freight class 150.

Specifications and prices are subject to change without prior notice.

Ruckus® Cantilever Desk (Delivered Pricing)

Mobile Lectern

Ruckus® Cantilever Desk (Delivered Pricing)
Mobile Lectern

	MODEL	MODEL NUMBER: Basic Model	Storage Accessories	Base	Top Color	Edge Color	Base Color	Book Basket Color	Modesty Panel Color	Approx. Packaged Weight	Delivered Pricing
 RUW20	**Mobile Lectern** • 20” x 30” Laminate worksurface with curved front only • Ships fully assembled, packaged 1 lectern per carton • 28-3/4” to 42-3/4” height range • When chrome is selected the lower frame will be chrome and the upper column assembly will be starlight silver • Lectern is always on casters	RUW20E	□□□□	□□□	□□□	□□□	□□	□□□□		59.0#	$ 1133
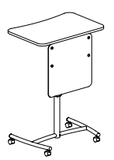 RUX20	**Mobile Lectern with Modesty Panel** • 20” x 30” Laminate worksurface with curved front only • Ships fully assembled, packaged 1 lectern per carton • 28-3/4” to 42-3/4” height range • When chrome is selected the lower frame will be chrome and the upper column assembly will be starlight silver • Lectern is always on casters • Includes acrylic modesty panel	RUX20E	□□□□	□□□	□□□	□□□	□□	□□□□	□□□	64.0#	$ 1420
		Ⓐ	Ⓑ	Ⓒ	Ⓓ	Ⓔ	Ⓕ	Ⓖ	Ⓗ		

HOW TO ORDER

Indicate the following information on order form:
1. Quantity of each item.
2. Model number, including options. See “How To Build a Model Number”.
3. Any special service required.

Note: • The □ indicates that a choice is required.
- The absence of the □ indicates that no choice is required.
- Alpha-numeric characters in place of □ indicate that no other alternatives are available.

HOW TO BUILD A MODEL NUMBER

Ⓐ Select basic model.

Ⓑ Select strorage/accessories.

NB	- No book storage
BH	- Book bag hook; add $10
BR	- Book basket; add $72
CL	- Swiveling cup holder - left side; add $64
CR	- Swiveling cup holder - right side; add $64
BHCL	- Book bag hook-right side & cup holder-left side; add $70
BHCR	- Book bag hook-left side & cup holder-right side; add $70
BRCL	- Book basket & cup holder - left side; add $136
BRCR	- Book basket & cup holder - right side; add $136

Ⓒ Select base option.

CHC	- Hard floor casters
CCC	- Carpet casters

Ⓓ Select top laminate surface.
Refer to the **Product Color Options** page in this price list.

Ⓔ Select edge color.
Refer to the **Product Color Options** page in this price list.

Ⓕ Select base color.
Refer to the **Product Color Options** page in this price list.

Ⓖ Select book basket color.
Refer to the **Product Color Options** page in this price list.
When Book basket/rack & cup holder (BRCL or BRCR) is selected the cup holder is always starlight silver metallic.

Ⓗ Select modesty panel color.
Refer to the **Product Color Options** page in this price list.

FINISH INFORMATION

Additional Laminate Offering

Additional laminates beyond KI standard offering, are available with two weeks extended leadtime. To specify additional laminates, use these designators followed by the supplier’s color/pattern code:

Formica - LF/supplier’s color pattern code
Nevamar - LN/supplier’s color pattern code
Wilsonart - LW/supplier’s color pattern code

KI’s standard finish is the supplier’s recommended finish for that color/pattern. Note: Nonstandard laminates from these suppliers (example: textured laminates), require an upcharge and additional leadtime.
Contact KI.

SPECIAL SERVICES

Special Carton Marking

With specially marked information N/C

Shipping

Ships **assembled, FOB Bonduel, WI 54107, freight prepaid.** Freight class 125.

Specifications and prices are subject to change without prior notice.

Ruckus® Post-Leg Desk (Delivered Pricing)

3/4" Top - 73P Edge

Ruckus® Post-Leg Desk (Delivered Pricing)
3/4" Top - 73P Edge

	MODEL	A x B	MODEL NUMBER: Basic Model/ Edge Style	Edge Color Ⓑ	Surface Finish Ⓒ	Base Finish Ⓓ	Base Option Ⓔ	Under Table Storage Ⓕ	Book Basket Color Ⓖ	Approx. Packaged Weight	Delivered Pricing	Chrome Upcharge add to list price
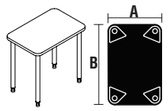 RDEAA	**Fixed Height Rectangular Desk,28-1/2" H** • Casters and glides are interchangeable • Ruckus post-leg desks require assembly • All corners of surface are rounded • Specify casters/glides to wheelbarrow	20 x 30"	RDEAA2030-73P	□□□	□□□	□□	□□□	□□□	□□□□	42.8#	$ 402	$ 65
		20 x 36"	RDEAA2036-73P	□□□	□□□	□□	□□□	□□□	□□□□	47.0#	428	65
		24 x 36"	RDEAA2436-73P	□□□	□□□	□□	□□□	□□□	□□□□	52.0#	440	65
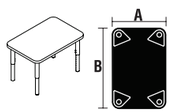 RDEHA	**Floor Height Adjustable Rectangular Desk,11-1/2 to 18-1/2"H** • Ruckus post-leg desks require assembly • All corners of surface are rounded • Legs adjust with screws in 1" increments • Legs are factory pre-set at 18-1/2"H • Base only available in glides	20 x 30"	RDEHA2030-73P	□□□	□□□	□□	□□□	□□□	□□□□	40.3#	$ 448	$ 68
		20 x 36"	RDEHA2036-73P	□□□	□□□	□□	□□□	□□□	□□□□	44.5#	474	68
		24 x 36"	RDEHA2436-73P	□□□	□□□	□□	□□□	□□□	□□□□	49.5#	482	68
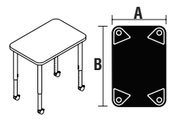 RDEEA	**Sit Height Adjustable Rectangular Desk,19-1/2 to 32-1/2" H** • Casters and glides are interchangeable • Ruckus post-leg desks require assembly • All corners of surface are rounded • Specify casters/glides to wheelbarrow • Legs adjust with screws in 1" increments • Legs are factory pre-set at 28-1/2"H • 20 x 37" desk is ADA compliant	20 x 30"	RDEEA2030-73P	□□□	□□□	□□	□□□	□□□	□□□□	44.8#	$ 452	$ 71
		20 x 36"	RDEEA2036-73P	□□□	□□□	□□	□□□	□□□	□□□□	49.0#	478	71
		24 x 36"	RDEEA2436-73P	□□□	□□□	□□	□□□	□□□	□□□□	54.0#	486	71
		20 x 37"	RDEEA2037ADA-73P	□□□	□□□	□□	□□□	□□□	□□□□	49.7#	543	71
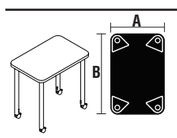 RDEFA	**Sit-Stand Height Adjustable Rectangular Desk,28-1/2 to 41-1/2" H** • Casters and glides are interchangeable • Ruckus post-leg desks require assembly • All corners of surface are rounded • Specify casters/glides to wheelbarrow • Legs adjust with screws in 1" increments • Legs are factory pre-set at 28-1/2"H • 20 x 37" desk is ADA compliant	20 x 30"	RDEFA2030-73P	□□□	□□□	□□	□□□	□□□	□□□□	48.8#	$ 488	$ 81
		20 x 36"	RDEFA2036-73P	□□□	□□□	□□	□□□	□□□	□□□□	53.0#	505	81
		24 x 36"	RDEFA2436-73P	□□□	□□□	□□	□□□	□□□	□□□□	58.0#	513	81
		20 x 37"	RDEFA2037ADA-73P	□□□	□□□	□□	□□□	□□□	□□□□	53.7#	570	81
				Ⓐ	Ⓑ	Ⓒ	Ⓓ	Ⓔ	Ⓕ	Ⓖ		

HOW TO ORDER

Indicate the following information on order form:
1. Quantity of each item.
2. Model number, including options. See "How To Build a Model Number".
3. Any special service required.

Note: • The □ indicates that a choice is required.
- The absence of the □ indicates that no choice is required.
- Alpha-numeric characters in place of □ indicate that no other alternatives are available.

HOW TO BUILD A MODEL NUMBER

Ⓐ Select basic model/edge style.

73P	- 3/4" laminate top w/73P edge band

Ⓑ Select edge color.
Refer to the **Product Color Options** page in this price list.

Ⓒ Select surface finish.
Refer to the **Product Color Options** page in this price list.

Ⓓ Select base finish.
Refer to the **Product Color Options** page in this price list.

Ⓔ Select base option.

CCC	- Casters
BCF	- Casters/felt glides
BCN	- Casters/nylon glides
GFT	- Felt glides
GNY	- Nylon glides

Base options for Floor Height Adjustable are ONLY Felt glides - GFT and Nylon glides - GNY

Ⓕ Select under table storage.

NB	- No book storage
BBS	- Small Book Box; add $32
BBL	- Large Book Box; add $37
BR	- Book basket; add $48
RT	- Removable Storage Tote; add $49

BBL option is not available on the small desk sizes.

Ⓖ Select book basket color.
Refer to the **Product Color Options** page in this price list.
Only if book basket storage is selected.

FINISH INFORMATION

Additional Laminate Offering

Additional laminates beyond KI standard offering, are available with two weeks extended leadtime. To specify additional laminates, use these designators followed by the supplier's color/pattern code:

Formica - LF/supplier's color pattern code
Nevamar - LN/supplier's color pattern code
Wilsonart - LW/supplier's color pattern code

KI's standard finish is the supplier's recommended finish for that color/pattern. Note: Nonstandard laminates from these suppliers (example: textured laminates), require an upcharge and additional leadtime.
Contact KI.

SPECIAL SERVICES

Special Carton Marking

With specially marked information N/C

Shipping

Ships **knocked down, FOB Bonduel, WI 54107, freight prepaid.** Freight class 70.

Specifications and prices are subject to change without prior notice.

Ruckus® Post-Leg Desk (Delivered Pricing)

3/4" Top - 73P Edge

Ruckus® Post-Leg Desk (Delivered Pricing)
3/4" Top - 73P Edge

	MODEL	Features	A x B	MODEL NUMBER: Basic Model/ Edge Style	Edge Color (A)	Surface Finish (B)	Base Finish (C)	Base Option (D)	Under Table Storage (E)	Book Basket Color (F)	Approx. Packaged Weight	Delivered Pricing	Chrome Upcharge add to list price
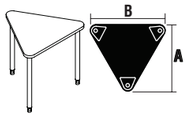 RDEAK	**Fixed Height E-Triangle Desk,28-1/2" H** • Casters and glides are interchangeable • Ruckus post-leg desks require assembly • All corners of surface are rounded • Specify casters/glides to wheelbarrow • 6 Desks combine to form an hexagon	Small	28 x 32"	RDEAK32-73P	□□□	□□□	□□	□□□	□□□	□□□□	29.0#	$ 372	$ 49
		Large	33 x 37"	RDEAK37-73P	□□□	□□□	□□	□□□	□□□	□□□□	33.0#	440	49
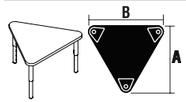 RDEHK	**Floor Height Adjustable E-Triangle Desk,11-1/2" to 18-1/2"H** • Ruckus post-leg desks require assembly • All corners of surface are rounded • Legs adjust with screws in 1" increments • Legs are factory pre-set at 18-1/2"H • 6 Desks combine to form an hexagon • Base only available in glides	Small	28 x 32"	RDEHK32-73P	□□□	□□□	□□	□□□	□□□	□□□□	27.2#	$ 407	$ 68
		Large	33 x 37"	RDEHK37-73P	□□□	□□□	□□	□□□	□□□	□□□□	31.1#	474	68
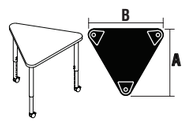 RDEEK	**Sit Height Adjustable E-Triangle Desk,19-1/2 to 32-1/2" H** • Casters and glides are interchangeable • Ruckus post-leg desks require assembly • All corners of surface are rounded • Specify casters/glides to wheelbarrow • Legs adjust with screws in 1" increments • Legs are factory pre-set at 28-1/2"H • 6 Desks combine to form an hexagon	Small	28 x 32"	RDEEK32-73P	□□□	□□□	□□	□□□	□□□	□□□□	30.5#	$ 410	$ 53
		Large	33 x 37"	RDEEK37-73P	□□□	□□□	□□	□□□	□□□	□□□□	34.5#	477	53
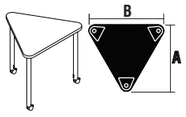 RDEFK	**Sit-Stand Height Adjustable E-Triangle Desk,28-1/2 to 41-1/2" H** • Casters and glides are interchangeable • Ruckus post-leg desks require assembly • All corners of surface are rounded • Specify casters/glides to wheelbarrow • Legs adjust with screws in 1" increments • Legs are factory pre-set at 28-1/2"H • 6 Desks combine to form an hexagon	Small	28 x 32"	RDEFK32-73P	□□□	□□□	□□	□□□	□□□	□□□□	33.5#	$ 442	$ 62
		Large	33 x 37"	RDEFK37-73P	□□□	□□□	□□	□□□	□□□	□□□□	37.5#	512	62
					Ⓐ	Ⓑ	Ⓒ	Ⓓ	Ⓔ	Ⓕ	Ⓖ		

HOW TO ORDER

Indicate the following information on order form:
1. Quantity of each item.
2. Model number, including options. See "How To Build a Model Number".
3. Any special service required.

Note: • The □ indicates that a choice is required.
- The absence of the □ indicates that no choice is required.
- Alpha-numeric characters in place of □ indicate that no other alternatives are available.

HOW TO BUILD A MODEL NUMBER

Ⓐ Select basic model/edge style.
- **73P** - 3/4" laminate top w/73P edge band

Ⓑ Select edge color.
Refer to the **Product Color Options** page in this price list.

Ⓒ Select surface finish.
Refer to the **Product Color Options** page in this price list.

Ⓓ Select base finish.
Refer to the **Product Color Options** page in this price list.

Ⓔ Select base option.
- **CCC** - Casters
- **BCF** - Casters/felt glides
- **BCN** - Casters/nylon glides
- **GFT** - Felt glides
- **GNY** - Nylon glides

Base options for Floor Height Adjustable are ONLY Felt glides - GFT and Nylon glides - GNY

Ⓕ Select under table storage.
- **NB** - No book storage
- **BBS** - Small Book Box; add $32
- **BBL** - Large Book Box; add $37
- **BR** - Book basket; add $48
- **RT** - Removable Storage Tote; add $49

BBL option is not available on the small desk sizes.

Ⓖ Select book basket color.
Refer to the **Product Color Options** page in this price list.
Only if book basket storage is selected.

FINISH INFORMATION

Additional Laminate Offering

Additional laminates beyond KI standard offering, are available with two weeks extended leadtime. To specify additional laminates, use these designators followed by the supplier's color/pattern code:

Formica - LF/supplier's color pattern code
Nevamar - LN/supplier's color pattern code
Wilsonart - LW/supplier's color pattern code

KI's standard finish is the supplier's recommended finish for that color/pattern. Note: Nonstandard laminates from these suppliers (example: textured laminates), require an upcharge and additional leadtime.
Contact KI.

SPECIAL SERVICES

Special Carton Marking

With specially marked information N/C

Shipping

Ships **knocked down, FOB Bonduel, WI 54107, freight prepaid.** Freight class 70.

Specifications and prices are subject to change without prior notice.

Ruckus® Post-Leg Desk (Delivered Pricing)

3/4" Top - 73P Edge

Ruckus® Post-Leg Desk (Delivered Pricing)
3/4" Top - 73P Edge

	MODEL	Features	A x B	MODEL NUMBER: Basic Model/ Edge Style	Edge Color Ⓑ	Surface Finish Ⓒ	Base Finish Ⓓ	Base Option Ⓔ	Under Table Storage Ⓕ	Book Basket Color Ⓖ	Approx. Packaged Weight	Delivered Pricing	Chrome Upcharge add to list price
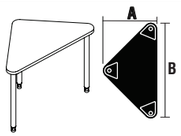 RDEAL	**Fixed Height R-Triangle Desk,28-1/2" H** • Casters and glides are interchangeable • Ruckus post-leg desks require assembly • All corners of surface are rounded • Specify casters/glides to wheelbarrow • 4 Desks combine to form a square	Small	22 x 39"	RDEAL39-73P	□□□	□□□	□□	□□□	□□□	□□□□	29.0#	$ 372	$ 49
		Large	26 x 47"	RDEAL47-73P	□□□	□□□	□□	□□□	□□□	□□□□	33.0#	383	49
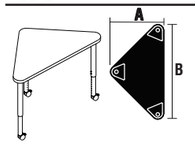 RDEEL	**Sit Height Adjustable R-Triangle Desk,19-1/2 to 32-1/2" H** • Casters and glides are interchangeable • Ruckus post-leg desks require assembly • All corners of surface are rounded • Specify casters/glides to wheelbarrow • Legs adjust with screws in 1" incre-ments • Legs are factory pre-set at 28-1/2"H • 4 Desks combine to form a square	Small	22 x 39"	RDEEL39-73P	□□□	□□□	□□	□□□	□□□	□□□□	30.5#	$ 410	$ 53
		Large	26 x 47"	RDEEL47-73P	□□□	□□□	□□	□□□	□□□	□□□□	34.5#	421	53
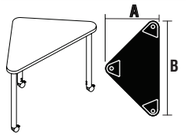 RDEFL	**Sit-Stand Height Adjustable R-Triangle Desk,28-1/2 to 41-1/2" H** • Casters and glides are interchangeable • Ruckus post-leg desks require assembly • All corners of surface are rounded • Specify casters/glides to wheelbarrow • Legs adjust with screws in 1" incre-ments • Legs are factory pre-set at 28-1/2"H • 4 Desks combine to form a square	Small	22 x 39"	RDEFL39-73P	□□□	□□□	□□	□□□	□□□	□□□□	33.5#	$ 442	$ 62
		Large	26 x 47"	RDEFL47-73P	□□□	□□□	□□	□□□	□□□	□□□□	37.5#	454	62

Ⓐ Ⓑ Ⓒ Ⓓ Ⓔ Ⓕ Ⓖ

HOW TO ORDER

Indicate the following information on order form:
1. Quantity of each item.
2. Model number, including options. See "How To Build a Model Number".
3. Any special service required.

Note: • The □ indicates that a choice is required.
- The absence of the □ indicates that no choice is required.
- Alpha-numeric characters in place of □ indicate that no other alternatives are available.

HOW TO BUILD A MODEL NUMBER

Ⓐ Select basic model/edge style.

73P	- 3/4" laminate top w/73P edge band

Ⓑ Select edge color.
Refer to the **Product Color Options** page in this price list.

Ⓒ Select surface finish.
Refer to the **Product Color Options** page in this price list.

Ⓓ Select base finish.
Refer to the **Product Color Options** page in this price list.

Ⓔ Select base option.

CCC	- Casters
BCF	- Casters/felt glides
BCN	- Casters/nylon glides
GFT	- Felt glides
GNY	- Nylon glides

Ⓕ Select under table storage.

NB	- No book storage
BBS	- Small Book Box; add $32
BBL	- Large Book Box; add $37
BR	- Book basket; add $48
RT	- Removable Storage Tote; add $49

BBL option is not available on the small desk sizes.

Ⓖ Select book basket color.
Refer to the **Product Color Options** page in this price list.
Only if book basket storage is selected.

FINISH INFORMATION

Additional Laminate Offering

Additional laminates beyond KI standard offering, are available with two weeks extended leadtime. To specify additional laminates, use these designators followed by the supplier's color/pattern code:

Formica - LF/supplier's color pattern code
Nevamar - LN/supplier's color pattern code
Wilsonart - LW/supplier's color pattern code

KI's standard finish is the supplier's recommended finish for that color/pattern. Note: Nonstandard laminates from these suppliers (example: textured laminates), require an upcharge and additional leadtime.
Contact KI.

SPECIAL SERVICES

Special Carton Marking

With specially marked information N/C

Shipping

Ships **knocked down, FOB Bonduel, WI 54107, freight prepaid.** Freight class 70.

Specifications and prices are subject to change without prior notice.

Ruckus® Post-Leg Desk (Delivered Pricing)

3/4" Top - 73P Edge

Ruckus® Post-Leg Desk (Delivered Pricing)
3/4" Top - 73P Edge

	MODEL	Features	A x B	MODEL NUMBER: Basic Model/ Edge Style	Edge Color	Surface Finish	Base Finish	Base Option	Under Table Storage	Book Basket Color	Approx. Packaged Weight	Delivered Pricing	Chrome Upcharge add to list price
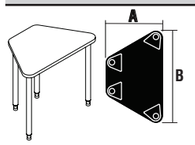 RDEAM	**Fixed Height Trapezoid Desk,28-1/2" H** • Casters and glides are interchangeable • Ruckus post-leg desks require assembly • All corners of surface are rounded • Specify casters/glides to wheelbarrow • 6 Desks combine to form a hexagon	Small	21 x 34"	RDEAM34-73P	□□□	□□□	□□	□□□	□□□	□□□□	35.0#	$ 414	$ 65
		Large	24 x 37"	RDEAM37-73P	□□□	□□□	□□	□□□	□□□	□□□□	38.0#	449	65
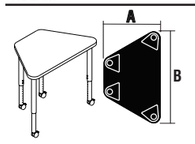 RDEEM	**Sit Height Adjustable Trapezoid Desk,19-1/2 to 32-1/2" H** • Casters and glides are interchangeable • Ruckus post-leg desks require assembly • All corners of surface are rounded • Specify casters/glides to wheelbarrow • Legs adjust with screws in 1" increments • Legs are factory pre-set at 28-1/2"H • 6 Desks combine to form a hexagon	Small	21 x 34"	RDEEM34-73P	□□□	□□□	□□	□□□	□□□	□□□□	37.0#	$ 460	$ 71
		Large	24 x 37"	RDEEM37-73P	□□□	□□□	□□	□□□	□□□	□□□□	40.0#	494	71
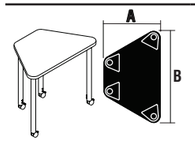 RDEFM	**Sit-Stand Height Adjustable Trapezoid Desk,28-1/2 to 41-1/2" H** • Casters and glides are interchangeable • Ruckus post-leg desks require assembly • All corners of surface are rounded • Specify casters/glides to wheelbarrow • Legs adjust with screws in 1" increments • Legs are factory pre-set at 28-1/2"H • 6 Desks combine to form a hexagon	Small	21 x 34"	RDEFM34-73P	□□□	□□□	□□	□□□	□□□	□□□□	41.0#	$ 494	$ 81
		Large	24 x 37"	RDEFM37-73P	□□□	□□□	□□	□□□	□□□	□□□□	44.0#	531	81

Ⓐ Ⓑ Ⓒ Ⓓ Ⓔ Ⓕ Ⓖ

HOW TO ORDER

Indicate the following information on order form:
1. Quantity of each item.
2. Model number, including options. See "How To Build a Model Number".
3. Any special service required.

Note: • The □ indicates that a choice is required.
- The absence of the □ indicates that no choice is required.
- Alpha-numeric characters in place of □ indicate that no other alternatives are available.

HOW TO BUILD A MODEL NUMBER

Ⓐ Select basic model/edge style.

73P	- 3/4" laminate top w/73P edge band

Ⓑ Select edge color.
Refer to the **Product Color Options** page in this price list.

Ⓒ Select surface finish.
Refer to the **Product Color Options** page in this price list.

Ⓓ Select base finish.
Refer to the **Product Color Options** page in this price list.

Ⓔ Select base option.

CCC	- Casters
BCF	- Casters/felt glides
BCN	- Casters/nylon glides
GFT	- Felt glides
GNY	- Nylon glides

Ⓕ Select under table storage.

NB	- No book storage
BBS	- Small Book Box; add $32
BBL	- Large Book Box; add $37
BR	- Book basket; add $48
RT	- Removable Storage Tote; add $49

BBL option is not available on the small desk sizes.

Ⓖ Select book basket color.
Refer to the **Product Color Options** page in this price list.
Only if book basket storage is selected.

FINISH INFORMATION

Additional Laminate Offering

Additional laminates beyond KI standard offering, are available with two weeks extended leadtime. To specify additional laminates, use these designators followed by the supplier's color/pattern code:

Formica - LF/supplier's color pattern code
Nevamar - LN/supplier's color pattern code
Wilsonart - LW/supplier's color pattern code

KI's standard finish is the supplier's recommended finish for that color/pattern. Note: Nonstandard laminates from these suppliers (example: textured laminates), require an upcharge and additional leadtime.
Contact KI.

SPECIAL SERVICES

Special Carton Marking

With specially marked information N/C

Shipping

Ships **knocked down, FOB Bonduel, WI 54107, freight prepaid.** Freight class 70.

Specifications and prices are subject to change without prior notice.

Ruckus® Post-Leg Desk (Delivered Pricing)

3/4" Top - 73P Edge

Ruckus® Post-Leg Desk (Delivered Pricing)
3/4" Top - 73P Edge

	MODEL	Features	A x B	MODEL NUMBER: Basic Model/ Edge Style	Edge Color	Surface Finish	Base Finish	Base Option	Under Table Storage	Book Basket Color	Approx. Packaged Weight	Delivered Pricing	Chrome Upcharge add to list price
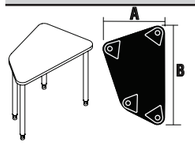 RDEAZ	**Fixed Height Oddquad Desk,28-1/2" H** • Casters and glides are interchangeable • Ruckus post-leg desks require assembly • All corners of surface are rounded • Specify casters/glides to wheelbarrow • 4 Desks combine to form a pin-wheel	Small	22 x 36"	RDEAZ36-73P	□□□	□□□	□□	□□□	□□□	□□□□	35.0#	$ 435	$ 65
		Large	24 x 39"	RDEAZ39-73P	□□□	□□□	□□	□□□	□□□	□□□□	38.0#	452	65
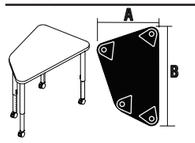 RDEEZ	**Sit Height Adjustable Oddquad Desk,19-1/2 to 32-1/2" H** • Casters and glides are interchangeable • Ruckus post-leg desks require assembly • All corners of surface are rounded • Specify casters/glides to wheelbarrow • Legs adjust with screws in 1" increments • Legs are factory pre-set at 28-1/2"H • 4 Desks combine to form a pin-wheel	Small	22 x 36"	RDEEZ36-73P	□□□	□□□	□□	□□□	□□□	□□□□	37.0#	$ 480	$ 71
		Large	24 x 39"	RDEEZ39-73P	□□□	□□□	□□	□□□	□□□	□□□□	40.0#	501	71
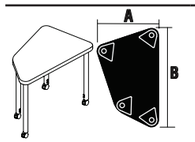 RDEFZ	**Sit-Stand Height Adjustable Oddquad Desk,28-1/2 to 41-1/2" H** • Casters and glides are interchangeable • Ruckus post-leg desks require assembly • All corners of surface are rounded • Specify casters/glides to wheelbarrow • Legs adjust with screws in 1" increments • Legs are factory pre-set at 28-1/2"H • 4 Desks combine to form a pin-wheel	Small	22 x 36"	RDEFZ36-73P	□□□	□□□	□□	□□□	□□□	□□□□	41.0#	$ 515	$ 81
		Large	24 x 39"	RDEFZ39-73P	□□□	□□□	□□	□□□	□□□	□□□□	44.0#	536	81

Ⓐ Ⓑ Ⓒ Ⓓ Ⓔ Ⓕ Ⓖ

HOW TO ORDER

Indicate the following information on order form:
1. Quantity of each item.
2. Model number, including options. See "How To Build a Model Number".
3. Any special service required.

Note: • The □ indicates that a choice is required.
- The absence of the □ indicates that no choice is required.
- Alpha-numeric characters in place of □ indicate that no other alternatives are available.

HOW TO BUILD A MODEL NUMBER

Ⓐ Select basic model/edge style.

73P	- 3/4" laminate top w/73P edge band

Ⓑ Select edge color.
Refer to the **Product Color Options** page in this price list.

Ⓒ Select surface finish.
Refer to the **Product Color Options** page in this price list.

Ⓓ Select base finish.
Refer to the **Product Color Options** page in this price list.

Ⓔ Select base option.

CCC	- Casters
BCF	- Casters/felt glides
BCN	- Casters/nylon glides
GFT	- Felt glides
GNY	- Nylon glides

Ⓕ Select under table storage.

NB	- No book storage
BBS	- Small Book Box; add $32
BBL	- Large Book Box; add $37
BR	- Book basket; add $48
RT	- Removable Storage Tote; add $49

BBL option is not available on the small desk sizes.

Ⓖ Select book basket color.
Refer to the **Product Color Options** page in this price list.
Only if book basket storage is selected.

FINISH INFORMATION

Additional Laminate Offering

Additional laminates beyond KI standard offering, are available with two weeks extended leadtime. To specify additional laminates, use these designators followed by the supplier's color/pattern code:

Formica - LF/supplier's color pattern code
Nevamar - LN/supplier's color pattern code
Wilsonart - LW/supplier's color pattern code

KI's standard finish is the supplier's recommended finish for that color/pattern. Note: Nonstandard laminates from these suppliers (example: textured laminates), require an upcharge and additional leadtime.
Contact KI.

SPECIAL SERVICES

Special Carton Marking

With specially marked information N/C

Shipping

Ships **knocked down, FOB Bonduel, WI 54107, freight prepaid.** Freight class 70.

Specifications and prices are subject to change without prior notice.

Ruckus® Post-Leg Desk (Delivered Pricing)

1-1/4" Top - 74P Edge

Ruckus® Post-Leg Desk (Delivered Pricing)
1-1/4" Top - 74P Edge

	MODEL	A x B	MODEL NUMBER: Basic Model/ Edge Style	Edge Color	Surface Finish	Base Finish	Base Option	Under Table Storage	Book Basket Color	Approx. Packaged Weight	Delivered Pricing	Chrome Upcharge add to list price
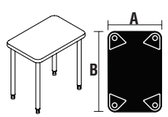 RDEAA	**Fixed Height Rectangular Desk,29" H** • Casters and glides are interchangeable • Ruckus post-leg desks require assembly • All corners of surface are rounded • Specify casters/glides to wheelbarrow	20 x 30"	RDEAA2030-74P	□□□	□□□	□□	□□□	□□□	□□□□	42.8#	$ 456	$ 65
		20 x 36"	RDEAA2036-74P	□□□	□□□	□□	□□□	□□□	□□□□	47.0#	492	65
		24 x 36"	RDEAA2436-74P	□□□	□□□	□□	□□□	□□□	□□□□	52.0#	507	65
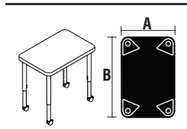 RDEEA	**Sit Height Adjustable Rectangular Desk,20 to 33" H** • Casters and glides are interchangeable • Ruckus post-leg desks require assembly • All corners of surface are rounded • Specify casters/glides to wheelbarrow • Legs adjust with screws in 1" increments • Legs are factory pre-set at 29"H • 20 x 37" desk is ADA compliant	20 x 30"	RDEEA2030-74P	□□□	□□□	□□	□□□	□□□	□□□□	44.8#	$ 506	$ 71
		20 x 36"	RDEEA2036-74P	□□□	□□□	□□	□□□	□□□	□□□□	49.0#	541	71
		24 x 36"	RDEEA2436-74P	□□□	□□□	□□	□□□	□□□	□□□□	54.0#	550	71
		20 x 37"	RDEEA2037ADA-74P	□□□	□□□	□□	□□□	□□□	□□□□	49.7#	561	71
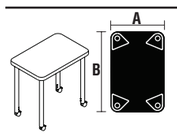 RDEFA	**Sit-Stand Height Adjustable Rectangular Desk,29 to 42" H** • Casters and glides are interchangeable • Ruckus post-leg desks require assembly • All corners of surface are rounded • Specify casters/glides to wheelbarrow • Legs adjust with screws in 1" increments • Legs are factory pre-set at 29"H • 20 x 37" desk is ADA compliant	20 x 30"	RDEFA2030-74P	□□□	□□□	□□	□□□	□□□	□□□□	48.8#	$ 545	$ 81
		20 x 36"	RDEFA2036-74P	□□□	□□□	□□	□□□	□□□	□□□□	53.0#	569	81
		24 x 36"	RDEFA2436-74P	□□□	□□□	□□	□□□	□□□	□□□□	58.0#	579	81
		20 x 37"	RDEFA2037ADA-74P	□□□	□□□	□□	□□□	□□□	□□□□	53.7#	591	81

Ⓐ Ⓑ Ⓒ Ⓓ Ⓔ Ⓕ Ⓖ

HOW TO ORDER

Indicate the following information on order form:
1. Quantity of each item.
2. Model number, including options. See "How To Build a Model Number".
3. Any special service required.

Note: • The □ indicates that a choice is required.
- The absence of the □ indicates that no choice is required.
- Alpha-numeric characters in place of □ indicate that no other alternatives are available.

HOW TO BUILD A MODEL NUMBER

Ⓐ Select basic model/edge style.

74P	- 1-1/4" laminate top w/74P edge band

Ⓑ Select edge color.
Refer to the **Product Color Options** page in this price list.

Ⓒ Select surface finish.
Refer to the **Product Color Options** page in this price list.

Ⓓ Select base finish.
Refer to the **Product Color Options** page in this price list.

Ⓔ Select base option.

CCC	- Casters
BCF	- Casters/felt glides
BCN	- Casters/nylon glides
GFT	- Felt glides
GNY	- Nylon glides

Ⓕ Select under table storage.

NB	- No book storage
BBS	- Small Book Box; add $32
BBL	- Large Book Box; add $37
BR	- Book basket; add $48
RT	- Removable Storage Tote; add $49

BBL option is not available on the small desk sizes.

Ⓖ Select book basket color.
Refer to the **Product Color Options** page in this price list.
Only if book basket storage is selected.

FINISH INFORMATION

Additional Laminate Offering

Additional laminates beyond KI standard offering, are available with two weeks extended leadtime. To specify additional laminates, use these designators followed by the supplier's color/pattern code:

Formica - LF/supplier's color pattern code
Nevamar - LN/supplier's color pattern code
Wilsonart - LW/supplier's color pattern code

KI's standard finish is the supplier's recommended finish for that color/pattern. Note: Nonstandard laminates from these suppliers (example: textured laminates), require an upcharge and additional leadtime.
Contact KI.

SPECIAL SERVICES

Special Carton Marking

With specially marked information N/C

Shipping

Ships **knocked down, FOB Bonduel, WI 54107, freight prepaid.** Freight class 70.

Specifications and prices are subject to change without prior notice.

Ruckus® Post-Leg Desk (Delivered Pricing)

1-1/4" Top - 74P Edge

Ruckus® Post-Leg Desk (Delivered Pricing)
1-1/4" Top - 74P Edge

	MODEL	Features	A x B	MODEL NUMBER: Basic Model/ Edge Style	Edge Color	Surface Finish	Base Finish	Base Option	Under Table Storage	Book Basket Color	Approx. Packaged Weight	Delivered Pricing	Chrome Upcharge add to list price
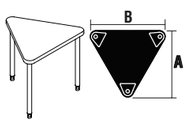 RDEAK	**Fixed Height E-Triangle Desk,29" H** • Casters and glides are interchangeable • Ruckus post-leg desks require assembly • All corners of surface are rounded • Specify casters/glides to wheelbarrow • 6 Desks combine to form an hexagon	Small	28 x 32"	RDEAK32-74P	□□□	□□□	□□	□□□	□□□	□□□□	29.0#	$ 463	$ 49
		Large	33 x 37"	RDEAK37-74P	□□□	□□□	□□	□□□	□□□	□□□□	33.0#	534	49
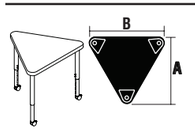 RDEEK	**Sit Height Adjustable E-Triangle Desk,20 to 33" H** • Casters and glides are interchangeable • Ruckus post-leg desks require assembly • All corners of surface are rounded • Specify casters/glides to wheelbarrow • Legs adjust with screws in 1" incre-ments • Legs are factory pre-set at 29"H • 6 Desks combine to form an hexagon	Small	28 x 32"	RDEEK32-74P	□□□	□□□	□□	□□□	□□□	□□□□	30.5#	$ 498	$ 53
		Large	33 x 37"	RDEEK37-74P	□□□	□□□	□□	□□□	□□□	□□□□	34.5#	568	53
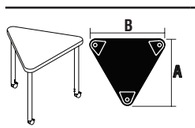 RDEFK	**Sit-Stand Height Adjustable E-Triangle Desk,29 to 42" H** • Casters and glides are interchangeable • Ruckus post-leg desks require assembly • All corners of surface are rounded • Specify casters/glides to wheelbarrow • Legs adjust with screws in 1" incre-ments • Legs are factory pre-set at 29"H • 6 Desks combine to form an hexagon	Small	28 x 32"	RDEFK32-74P	□□□	□□□	□□	□□□	□□□	□□□□	33.5#	$ 534	$ 62
		Large	33 x 37"	RDEFK37-74P	□□□	□□□	□□	□□□	□□□	□□□□	37.5#	608	62

Ⓐ Ⓑ Ⓒ Ⓓ Ⓔ Ⓕ Ⓖ

HOW TO ORDER

Indicate the following information on order form:
1. Quantity of each item.
2. Model number, including options. See "How To Build a Model Number".
3. Any special service required.

Note: • The □ indicates that a choice is required.
- The absence of the □ indicates that no choice is required.
- Alpha-numeric characters in place of □ indicate that no other alternatives are available.

HOW TO BUILD A MODEL NUMBER

Ⓐ Select basic model/edge style.

74P	- 1-1/4" laminate top w/74P edge band

Ⓑ Select edge color.
Refer to the **Product Color Options** page in this price list.

Ⓒ Select surface finish.
Refer to the **Product Color Options** page in this price list.

Ⓓ Select base finish.
Refer to the **Product Color Options** page in this price list.

Ⓔ Select base option.

CCC	- Casters
BCF	- Casters/felt glides
BCN	- Casters/nylon glides
GFT	- Felt glides
GNY	- Nylon glides

Ⓕ Select under table storage.

NB	- No book storage
BBS	- Small Book Box; add $32
BBL	- Large Book Box; add $37
BR	- Book basket; add $48
RT	- Removable Storage Tote; add $49

BBL option is not available on the small desk sizes.

Ⓖ Select book basket color.
Refer to the **Product Color Options** page in this price list.
Only if book basket storage is selected.

FINISH INFORMATION

Additional Laminate Offering

Additional laminates beyond KI standard offering, are available with two weeks extended leadtime. To specify additional laminates, use these designators followed by the supplier's color/pattern code:

Formica - LF/supplier's color pattern code
Nevamar - LN/supplier's color pattern code
Wilsonart - LW/supplier's color pattern code

KI's standard finish is the supplier's recommended finish for that color/pattern. Note: Nonstandard laminates from these suppliers (example: textured laminates), require an upcharge and additional leadtime.
Contact KI.

SPECIAL SERVICES

Special Carton Marking

With specially marked information N/C

Shipping

Ships **knocked down, FOB Bonduel, WI 54107, freight prepaid.** Freight class 70.

Specifications and prices are subject to change without prior notice.

Ruckus® Post-Leg Desk (Delivered Pricing)

1-1/4" Top - 74P Edge

Ruckus® Post-Leg Desk (Delivered Pricing)
1-1/4" Top - 74P Edge

	MODEL	Features	A x B	MODEL NUMBER: Basic Model/ Edge Style	Edge Color Ⓑ	Surface Finish Ⓒ	Base Finish Ⓓ	Base Option Ⓔ	Under Table Storage Ⓕ	Book Basket Color Ⓖ	Approx. Packaged Weight	Delivered Pricing	Chrome Upcharge add to list price
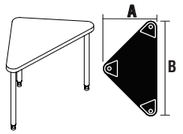 RDEAL	**Fixed Height R-Triangle Desk,29" H** • Casters and glides are interchangeable • Ruckus post-leg desks require assembly • All corners of surface are rounded • Specify casters/glides to wheelbarrow • 4 Desks combine to form a square	Small	22 x 39"	RDEAL39-74P	□□□	□□□	□□	□□□	□□□	□□□□	29.0#	$ 458	$ 49
		Large	26 x 47"	RDEAL47-74P	□□□	□□□	□□	□□□	□□□	□□□□	33.0#	491	49
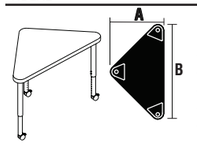 RDEEL	**Sit Height Adjustable R-Triangle Desk,20 to 33" H** • Casters and glides are interchangeable • Ruckus post-leg desks require assembly • All corners of surface are rounded • Specify casters/glides to wheelbarrow • Legs adjust with screws in 1" increments • Legs are factory pre-set at 29"H • 4 Desks combine to form a square	Small	22 x 39"	RDEEL39-74P	□□□	□□□	□□	□□□	□□□	□□□□	30.5#	$ 493	$ 53
		Large	26 x 47"	RDEEL47-74P	□□□	□□□	□□	□□□	□□□	□□□□	34.5#	526	53
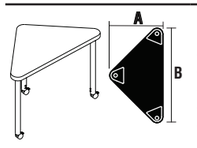 RDEFL	**Sit-Stand Height Adjustable R-Triangle Desk,29 to 42" H** • Casters and glides are interchangeable • Ruckus post-leg desks require assembly • All corners of surface are rounded • Specify casters/glides to wheelbarrow • Legs adjust with screws in 1" increments • Legs are factory pre-set at 29"H • 4 Desks combine to form a square	Small	22 x 39"	RDEFL39-74P	□□□	□□□	□□	□□□	□□□	□□□□	33.5#	$ 530	$ 62
		Large	26 x 47"	RDEFL47-74P	□□□	□□□	□□	□□□	□□□	□□□□	37.5#	562	62

Ⓐ Ⓑ Ⓒ Ⓓ Ⓔ Ⓕ Ⓖ

HOW TO ORDER

Indicate the following information on order form:
1. Quantity of each item.
2. Model number, including options. See "How To Build a Model Number".
3. Any special service required.

Note: • The □ indicates that a choice is required.
- The absence of the □ indicates that no choice is required.
- Alpha-numeric characters in place of □ indicate that no other alternatives are available.

HOW TO BUILD A MODEL NUMBER

Ⓐ Select basic model/edge style.

74P	- 1-1/4" laminate top w/74P edge band

Ⓑ Select edge color.
Refer to the **Product Color Options** page in this price list.

Ⓒ Select surface finish.
Refer to the **Product Color Options** page in this price list.

Ⓓ Select base finish.
Refer to the **Product Color Options** page in this price list.

Ⓔ Select base option.

CCC	- Casters
BCF	- Casters/felt glides
BCN	- Casters/nylon glides
GFT	- Felt glides
GNY	- Nylon glides

Ⓕ Select under table storage.

NB	- No book storage
BBS	- Small Book Box; add $32
BBL	- Large Book Box; add $37
BR	- Book basket; add $48
RT	- Removable Storage Tote; add $49

BBL option is not available on the small desk sizes.

Ⓖ Select book basket color.
Refer to the **Product Color Options** page in this price list.
Only if book basket storage is selected.

FINISH INFORMATION

Additional Laminate Offering

Additional laminates beyond KI standard offering, are available with two weeks extended leadtime. To specify additional laminates, use these designators followed by the supplier's color/pattern code:

Formica - LF/supplier's color pattern code
Nevamar - LN/supplier's color pattern code
Wilsonart - LW/supplier's color pattern code

KI's standard finish is the supplier's recommended finish for that color/pattern. Note: Nonstandard laminates from these suppliers (example: textured laminates), require an upcharge and additional leadtime.
Contact KI.

SPECIAL SERVICES

Special Carton Marking

With specially marked information	N/C

Shipping

Ships **knocked down, FOB Bonduel, WI 54107, freight prepaid.** Freight class 70.

Specifications and prices are subject to change without prior notice.

Ruckus® Post-Leg Desk (Delivered Pricing)

1-1/4" Top - 74P Edge

Ruckus® Post-Leg Desk (Delivered Pricing)
1-1/4" Top - 74P Edge

	MODEL	Features	A x B	MODEL NUMBER: Basic Model/ Edge Style	Edge Color Ⓑ	Surface Finish Ⓒ	Base Finish Ⓓ	Base Option Ⓔ	Under Table Storage Ⓕ	Book Basket Color Ⓖ	Approx. Packaged Weight	Delivered Pricing	Chrome Upcharge add to list price
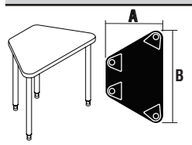 RDEAM	**Fixed Height Trapezoid Desk,29" H** • Casters and glides are interchangeable • Ruckus post-leg desks require assembly • All corners of surface are rounded • Specify casters/glides to wheelbarrow • 6 Desks combine to form a hexagon	Small	21 x 34"	RDEAM34-74P	□□□	□□□	□□	□□□	□□□	□□□□	35.0#	$ 497	$ 65
		Large	24 x 37"	RDEAM37-74P	□□□	□□□	□□	□□□	□□□	□□□□	38.0#	516	65
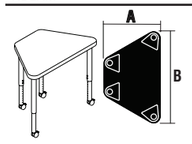 RDEEM	**Sit Height Adjustable Trapezoid Desk,20 to 33" H** • Casters and glides are interchangeable • Ruckus post-leg desks require assembly • All corners of surface are rounded • Specify casters/glides to wheelbarrow • Legs adjust with screws in 1" increments • Legs are factory pre-set at 29"H • 6 Desks combine to form a hexagon	Small	21 x 34"	RDEEM34-74P	□□□	□□□	□□	□□□	□□□	□□□□	37.0#	$ 539	$ 71
		Large	24 x 37"	RDEEM37-74P	□□□	□□□	□□	□□□	□□□	□□□□	40.0#	559	71
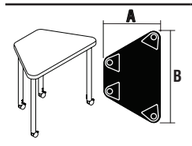 RDEFM	**Sit-Stand Height Adjustable Trapezoid Desk,29 to 42" H** • Casters and glides are interchangeable • Ruckus post-leg desks require assembly • All corners of surface are rounded • Specify casters/glides to wheelbarrow • Legs adjust with screws in 1" increments • Legs are factory pre-set at 29"H • 6 Desks combine to form a hexagon	Small	21 x 34"	RDEFM34-74P	□□□	□□□	□□	□□□	□□□	□□□□	41.0#	$ 575	$ 81
		Large	24 x 37"	RDEFM37-74P	□□□	□□□	□□	□□□	□□□	□□□□	44.0#	596	81

Ⓐ Ⓑ Ⓒ Ⓓ Ⓔ Ⓕ Ⓖ

HOW TO ORDER

Indicate the following information on order form:
1. Quantity of each item.
2. Model number, including options. See "How To Build a Model Number".
3. Any special service required.

Note: • The □ indicates that a choice is required.
- The absence of the □ indicates that no choice is required.
- Alpha-numeric characters in place of □ indicate that no other alternatives are available.

HOW TO BUILD A MODEL NUMBER

Ⓐ Select basic model/edge style.

74P	- 1-1/4" laminate top w/74P edge band

Ⓑ Select edge color.
Refer to the **Product Color Options** page in this price list.

Ⓒ Select surface finish.
Refer to the **Product Color Options** page in this price list.

Ⓓ Select base finish.
Refer to the **Product Color Options** page in this price list.

Ⓔ Select base option.

CCC	- Casters
BCF	- Casters/felt glides
BCN	- Casters/nylon glides
GFT	- Felt glides
GNY	- Nylon glides

Ⓕ Select under table storage.

NB	- No book storage
BBS	- Small Book Box; add $32
BBL	- Large Book Box; add $37
BR	- Book basket; add $48
RT	- Removable Storage Tote; add $49

BBL option is not available on the small desk sizes.

Ⓖ Select book basket color.
Refer to the **Product Color Options** page in this price list.
Only if book basket storage is selected.

FINISH INFORMATION

Additional Laminate Offering

Additional laminates beyond KI standard offering, are available with two weeks extended leadtime. To specify additional laminates, use these designators followed by the supplier's color/pattern code:

Formica - LF/supplier's color pattern code
Nevamar - LN/supplier's color pattern code
Wilsonart - LW/supplier's color pattern code

KI's standard finish is the supplier's recommended finish for that color/pattern. Note: Nonstandard laminates from these suppliers (example: textured laminates), require an upcharge and additional leadtime.
Contact KI.

SPECIAL SERVICES

Special Carton Marking

With specially marked information	N/C

Shipping

Ships **knocked down, FOB Bonduel, WI 54107, freight prepaid.** Freight class 70.

Specifications and prices are subject to change without prior notice.

Ruckus® Post-Leg Desk (Delivered Pricing)

1-1/4" Top - 74P Edge

Ruckus® Post-Leg Desk (Delivered Pricing)
1-1/4" Top - 74P Edge

	MODEL	Features	A x B	MODEL NUMBER: Basic Model/ Edge Style	Edge Color	Surface Finish	Base Finish	Base Option	Under Table Storage	Book Basket Color	Approx. Packaged Weight	Delivered Pricing	Chrome Upcharge add to list price
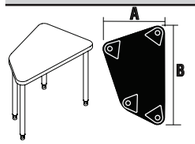 RDEAZ	**Fixed Height Oddquad Desk,29" H** • Casters and glides are interchangeable • Ruckus post-leg desks require assembly • All corners of surface are rounded • Specify casters/glides to wheelbarrow • 4 Desks combine to form a pin-wheel	Small	22 x 36"	RDEAZ36-74P	□□□	□□□	□□	□□□	□□□	□□□□	35.0#	$ 502	$ 65
		Large	24 x 39"	RDEAZ39-74P	□□□	□□□	□□	□□□	□□□	□□□□	38.0#	526	65
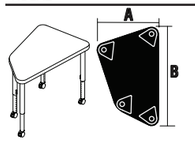 RDEEZ	**Sit Height Adjustable Oddquad Desk,20 to 33" H** • Casters and glides are interchangeable • Ruckus post-leg desks require assembly • All corners of surface are rounded • Specify casters/glides to wheelbarrow • Legs adjust with screws in 1" increments • Legs are factory pre-set at 29"H • 4 Desks combine to form a pin-wheel	Small	22 x 36"	RDEEZ36-74P	□□□	□□□	□□	□□□	□□□	□□□□	37.0#	$ 543	$ 71
		Large	24 x 39"	RDEEZ39-74P	□□□	□□□	□□	□□□	□□□	□□□□	40.0#	568	71
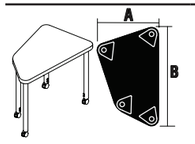 RDEFZ	**Sit-Stand Height Adjustable Oddquad Desk,29 to 42" H** • Casters and glides are interchangeable • Ruckus post-leg desks require assembly • All corners of surface are rounded • Specify casters/glides to wheelbarrow • Legs adjust with screws in 1" increments • Legs are factory pre-set at 29"H • 4 Desks combine to form a pin-wheel	Small	22 x 36"	RDEFZ36-74P	□□□	□□□	□□	□□□	□□□	□□□□	41.0#	$ 581	$ 81
		Large	24 x 39"	RDEFZ39-74P	□□□	□□□	□□	□□□	□□□	□□□□	44.0#	607	81

Ⓐ Ⓑ Ⓒ Ⓓ Ⓔ Ⓕ Ⓖ

HOW TO ORDER

Indicate the following information on order form:
1. Quantity of each item.
2. Model number, including options. See "How To Build a Model Number".
3. Any special service required.

Note: • The □ indicates that a choice is required.
- The absence of the □ indicates that no choice is required.
- Alpha-numeric characters in place of □ indicate that no other alternatives are available.

HOW TO BUILD A MODEL NUMBER

Ⓐ Select basic model/edge style.

74P	- 1-1/4" laminate top w/74P edge band

Ⓑ Select edge color.
Refer to the **Product Color Options** page in this price list.

Ⓒ Select surface finish.
Refer to the **Product Color Options** page in this price list.

Ⓓ Select base finish.
Refer to the **Product Color Options** page in this price list.

Ⓔ Select base option.

CCC	- Casters
BCF	- Casters/felt glides
BCN	- Casters/nylon glides
GFT	- Felt glides
GNY	- Nylon glides

Ⓕ Select under table storage.

NB	- No book storage
BBS	- Small Book Box; add $32
BBL	- Large Book Box; add $37
BR	- Book basket; add $48
RT	- Removable Storage Tote; add $49

BBL option is not available on the small desk sizes.

Ⓖ Select book basket color.
Refer to the **Product Color Options** page in this price list.
Only if book basket storage is selected.

FINISH INFORMATION

Additional Laminate Offering

Additional laminates beyond KI standard offering, are available with two weeks extended leadtime. To specify additional laminates, use these designators followed by the supplier's color/pattern code:

Formica - LF/supplier's color pattern code
Nevamar - LN/supplier's color pattern code
Wilsonart - LW/supplier's color pattern code

KI's standard finish is the supplier's recommended finish for that color/pattern. Note: Nonstandard laminates from these suppliers (example: textured laminates), require an upcharge and additional leadtime.
Contact KI.

SPECIAL SERVICES

Special Carton Marking

With specially marked information N/C

Shipping

Ships **knocked down, FOB Bonduel, WI 54107, freight prepaid.** Freight class 70.

Specifications and prices are subject to change without prior notice.

Ruckus® Desk Accessories (Delivered Pricing)

Ruckus® Desk Accessories (Delivered Pricing)

	MODEL	MODEL NUMBER Basic Model	Approx. Packaged Weight	Delivered Pricing
 RKAU	**Book Bag Hook** • 1/4" solid wire rod • Chrome finish • Field installable • Includes 2 screws	RKUSBBH1	3.0#	$ 10

Ⓐ

HOW TO ORDER

Indicate the following information on order form:
1. Quantity of each item.
2. Model number, including options. See "How To Build a Model Number".
3. Any special service required.

Note: • The ☐ indicates that a choice is required.
- The absence of the ☐ indicates that no choice is required.
- Alpha-numeric characters in place of ☐ indicate that no other alternatives are available.

HOW TO BUILD A MODEL NUMBER

Ⓐ Select basic model.

SPECIAL SERVICES

Special Carton Marking

With specially marked information N/C

Shipping

Ships **knocked down, FOB Bonduel, WI 54107, freight prepaid.** Freight class 85.

Specifications and prices are subject to change without prior notice.

Ruckus® Activity Table (Delivered Pricing)

3/4" Top - 73P Edge

Ruckus® Activity Table (Delivered Pricing)
3/4" Top - 73P Edge

	MODEL	A x B x C	MODEL NUMBER: Basic Model/ Edge Style	Edge Color	Surface Finish	Base Finish	Base Option	Approx. Packaged Weight	Delivered Pricing	Chrome Upcharge add to list price
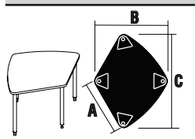	**Fixed Height Diamond Table,28-1/2" H** • Casters and glides are interchangeable • Tables are designed for maximum leg spacing • All corners of surface are rounded • Specify casters/glides to wheelbarrow • 3 tables combine to form a guitar pick	30 x 39 x 50"	RTEAE30-73P	□□□	□□□	□□	□□□	48.0#	$ 728	$ 67
		36 x 47 x 60"	RTEAE36-73P	□□□	□□□	□□	□□□	59.0#	788	67
RTEAE										
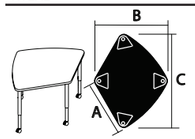	**Sit Height Adjustable Diamond Table,19-1/2 to 32-1/2" H** • Casters and glides are interchangeable • Tables are designed for maximum leg spacing • All corners of surface are rounded • Specify casters/glides to wheelbarrow • Legs adjust with screws in 1" increments • Legs are factory pre-set at 28-1/2"H • 3 tables combine to form a guitar pick	30 x 39 x 50"	RTEEE30-73P	□□□	□□□	□□	□□□	50.0#	$ 785	$ 74
		36 x 47 x 60"	RTEEE36-73P	□□□	□□□	□□	□□□	61.0#	847	74
RTEEE										
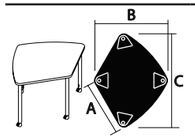	**Sit-Stand Height Adjustable Diamond Table,28-1/2 to 41-1/2" H** • Casters and glides are interchangeable • Tables are designed for maximum leg spacing • All corners of surface are rounded • Specify casters/glides to wheelbarrow • Legs adjust with screws in 1" increments • Legs are factory pre-set at 28-1/2"H • 3 tables combine to form a guitar pick	30 x 39 x 50"	RTEFE30-73P	□□□	□□□	□□	□□□	54.0#	$ 827	$ 84
		36 x 47 x 60"	RTEFE36-73P	□□□	□□□	□□	□□□	65.0#	892	84
RTEFE										

Ⓐ Ⓑ Ⓒ Ⓓ Ⓔ

HOW TO ORDER

Indicate the following information on order form:
1. Quantity of each item.
2. Model number, including options. See "How To Build a Model Number".
3. Any special service required.

Note: • The □ indicates that a choice is required.
- The absence of the □ indicates that no choice is required.
- Alpha-numeric characters in place of □ indicate that no other alternatives are available.

HOW TO BUILD A MODEL NUMBER

Ⓐ Select basic model/edge style.

73P	- 3/4" laminate top w/73P edge band

Ⓑ Select edge color.
Refer to the **Product Color Options** page in this price list.

Ⓒ Select surface finish.
Refer to the **Product Color Options** page in this price list.

Ⓓ Select base finish.
Refer to the **Product Color Options** page in this price list.

Ⓔ Select base option.

CCC	- Casters
BCF	- Casters/felt glides
BCN	- Casters/nylon glides
GFT	- Felt glides
GNY	- Nylon glides

FINISH INFORMATION

Additional Laminate Offering

Additional laminates beyond KI standard offering, are available with two weeks extended leadtime. To specify additional laminates, use these designators followed by the supplier's color/pattern code:

Formica - LF/supplier's color pattern code
Nevamar - LN/supplier's color pattern code
Wilsonart - LW/supplier's color pattern code

KI's standard laminate finish is the supplier's recommended finish for that color/pattern.
Note: Nonstandard laminates from these suppliers (example: textured laminates) require a Product Modification Request.
Contact customer service for details.

SPECIAL SERVICES

Special Carton Marking

With specially marked information	N/C

Shipping

Ships **knocked down, FOB Bonduel, WI 54107, freight prepaid.** Freight class 70.

Specifications and prices are subject to change without prior notice.

Ruckus® Activity Table (Delivered Pricing)

3/4" Top - 73P Edge

Ruckus® Activity Table (Delivered Pricing)
3/4" Top - 73P Edge

	MODEL	Features	A x B	MODEL NUMBER Basic Model/ Edge Style	Edge Color	Surface Finish	Base Finish	Base Option	Approx. Packaged Weight	Delivered Pricing	Chrome Upcharge add to list price
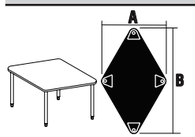 RTEAJ	**Fixed Height Kite Table,28-1/2" H** • Casters and glides are interchangeable • Tables are designed for maximum leg spacing • All corners of surface are rounded • Specify casters/glides to wheelbarrow • 3 Tables combine to form a hexagon	Small	35 x 57"	RTEAJ34-73P	□□□	□□□	□□	□□□	47.0#	$ 736	$ 67
		Large	40 x 66"	RTEAJ39-73P	□□□	□□□	□□	□□□	55.0#	839	67
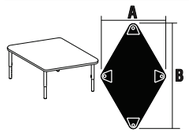 RTEHJ	**Floor Height Adjustable Kite Table,11-1/2 to 18-1/2"H** • Tables are designed for maximum leg spacing • All corners of surface are rounded • Legs adjust with screws in 1" increments • Legs are factory pre-set at 18-1/2"H • 3 Tables combine to form a hexagon • Base only available in glides	Small	35 x 57"	RTEHJ34-73P	□□□	□□□	□□	□□□	44.5#	$ 780	$ 72
		Large	40 x 66"	RTEHJ39-73P	□□□	□□□	□□	□□□	52.5#	878	72
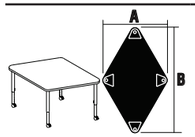 RTEEJ	**Sit Height Adjustable Height Kite Table,19-1/2 to 32-1/2" H** • Casters and glides are interchangeable • Tables are designed for maximum leg spacing • All corners of surface are rounded • Specify casters/glides to wheelbarrow • Legs adjust with screws in 1" increments • Legs are factory pre-set at 28-1/2"H • 3 Tables combine to form a hexagon	Small	35 x 57"	RTEEJ34-73P	□□□	□□□	□□	□□□	49.0#	$ 783	$ 74
		Large	40 x 66"	RTEEJ39-73P	□□□	□□□	□□	□□□	57.0#	881	74
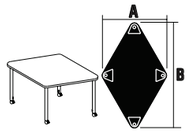 RTEFJ	**Sit-Stand Height Adjustable Kite Table,28-1/2 to 41-1/2" H** • Casters and glides are interchangeable • Tables are designed for maximum leg spacing • All corners of surface are rounded • Specify casters/glides to wheelbarrow • Legs adjust with screws in 1" increments • Legs are factory pre-set at 28-1/2"H • 3 Tables combine to form a hexagon	Small	35 x 57"	RTEFJ34-73P	□□□	□□□	□□	□□□	53.0#	$ 836	$ 84
		Large	40 x 66"	RTEFJ39-73P	□□□	□□□	□□	□□□	61.0#	940	84
					Ⓑ	Ⓒ	Ⓓ	Ⓔ			

HOW TO ORDER

Indicate the following information on order form:
1. Quantity of each item.
2. Model number, including options. See "How To Build a Model Number".
3. Any special service required.

Note: • The □ indicates that a choice is required.
• The absence of the □ indicates that no choice is required.
• Alpha-numeric characters in place of □ indicate that no other alternatives are available.

HOW TO BUILD A MODEL NUMBER

ONLY Felt glides - GFT and Nylon glides - GNY

Ⓐ Select basic model/edge style.
73P - 3/4" laminate top w/73P edge band

Ⓑ Select edge color.
Refer to the **Product Color Options** page in this price list.

Ⓒ Select surface finish.
Refer to the **Product Color Options** page in this price list.

Ⓓ Select base finish.
Refer to the **Product Color Options** page in this price list.

Ⓔ Select base option.
CCC - Casters
BCF - Casters/felt glides
BCN - Casters/nylon glides
GFT - Felt glides
GNY - Nylon glides
Base options for Floor Height Adjustable are

FINISH INFORMATION

Additional Laminate Offering

Additional laminates beyond KI standard offering, are available with two weeks extended leadtime. To specify additional laminates, use these designators followed by the supplier's color/pattern code:

Formica - LF/supplier's color pattern code
Nevamar - LN/supplier's color pattern code
Wilsonart - LW/supplier's color pattern code

KI's standard laminate finish is the supplier's recommended finish for that color/pattern.
Note: Nonstandard laminates from these suppliers (example: textured laminates) require a Product Modification Request.
Contact customer service for details.

SPECIAL SERVICES

Special Carton Marking

With specially marked information N/C

Shipping

Ships **knocked down, FOB Bonduel, WI 54107, freight prepaid.** Freight class 70.

Specifications and prices are subject to change without prior notice.

Ruckus® Activity Table (Delivered Pricing)

1-1/4" Top - 74P Edge

Ruckus® Activity Table (Delivered Pricing)
1-1/4" Top - 74P Edge

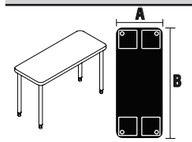

RTEAA

Fixed Height Rectangular Rounded Corners Table,29" H

- Casters and glides are interchangeable
- Tables are designed for maximum leg spacing
- All corners of surface are rounded
- Specify casters/glides to wheelbarrow
- 42x72, 44x72 and 48x72 have a center leg

MODEL	A x B	MODEL NUMBER: Basic Model/ Edge Style	Edge Color	Surface Finish	Base Finish	Base Option	Approx. Packaged Weight	Delivered Pricing	Chrome Upcharge add to list price
	20 x 48"	RTEAA2048	□□□	□□□	□□	□□□	67.3#	$ 623	$ 67
	20 x 54"	RTEAA2054	□□□	□□□	□□	□□□	71.5#	642	67
	20 x 60"	RTEAA2060	□□□	□□□	□□	□□□	75.7#	614	67
	20 x 66"	RTEAA2066	□□□	□□□	□□	□□□	81.0#	635	67
	20 x 72"	RTEAA2072	□□□	□□□	□□	□□□	84.0#	643	67
	24 x 30"	RTEAA2430	□□□	□□□	□□	□□□	59.0#	591	67
	24 x 36"	RTEAA2436	□□□	□□□	□□	□□□	64.0#	605	67
	24 x 48"	RTEAA2448	□□□	□□□	□□	□□□	74.0#	623	67
	24 x 54"	RTEAA2454	□□□	□□□	□□	□□□	79.0#	642	67
	24 x 60"	RTEAA2460	□□□	□□□	□□	□□□	84.0#	614	67
	24 x 66"	RTEAA2466	□□□	□□□	□□	□□□	90.0#	637	67
	24 x 72"	RTEAA2472	□□□	□□□	□□	□□□	94.0#	643	67
	30 x 48"	RTEAA3048	□□□	□□□	□□	□□□	84.0#	656	67
	30 x 54"	RTEAA3054	□□□	□□□	□□	□□□	90.3#	682	67
	30 x 60"	RTEAA3060	□□□	□□□	□□	□□□	96.5#	650	67
	30 x 66"	RTEAA3066	□□□	□□□	□□	□□□	104.0#	663	67
	30 x 72"	RTEAA3072	□□□	□□□	□□	□□□	109.0#	668	67
	36 x 54'	RTEAA3654	□□□	□□□	□□	□□□	101.5#	852	67
	36 x 60"	RTEAA3660	□□□	□□□	□□	□□□	109.0#	823	67
	36 x 66"	RTEAA3666	□□□	□□□	□□	□□□	116.0#	830	67
	36 x 72"	RTEAA3672	□□□	□□□	□□	□□□	124.0#	836	67
	42 x 60"	RTEAA4260	□□□	□□□	□□	□□□	121.5#	857	67
	42 x 66"	RTEAA4266	□□□	□□□	□□	□□□	128.0#	857	67
	42 x 72"	RTEAA4272	□□□	□□□	□□	□□□	139.0#	857	67
	44 x 60"	RTEAA4460	□□□	□□□	□□	□□□	125.7#	1035	67
	44 x 66"	RTEAA4466	□□□	□□□	□□	□□□	138.0#	1035	67
	44 x 72"	RTEAA4472	□□□	□□□	□□	□□□	144.0#	1035	67
	48 x 60"	RTEAA4860	□□□	□□□	□□	□□□	136.0#	1099	67
	48 x 66"	RTEAA4866	□□□	□□□	□□	□□□	148.0#	1111	67
	48 x 72"	RTEAA4872	□□□	□□□	□□	□□□	149.0#	1123	67
			Ⓐ	Ⓑ	Ⓒ	Ⓓ	Ⓔ		

HOW TO ORDER

Indicate the following information on order form:
1. Quantity of each item.
2. Model number, including options. See "How To Build a Model Number".
3. Any special service required.

Note: • The □ indicates that a choice is required.
- The absence of the □ indicates that no choice is required.
- Alpha-numeric characters in place of □ indicate that no other alternatives are available.

HOW TO BUILD A MODEL NUMBER

Ⓐ Select basic model/edge style.

74P	- 1-1/4" laminate top w/74P edge band

Ⓑ Select edge color.
Refer to the **Product Color Options** page in this price list.

Ⓒ Select surface finish.
Refer to the **Product Color Options** page in this price list.

Ⓓ Select base finish.
Refer to the **Product Color Options** page in this price list.

Ⓔ Select base option.

CCC	- Casters
BCF	- Casters/felt glides
BCN	- Casters/nylon glides
GFT	- Felt glides
GNY	- Nylon glides

FINISH INFORMATION

Additional Laminate Offering

Additional laminates beyond KI standard offering, are available with two weeks extended leadtime. To specify additional laminates, use these designators followed by the supplier's color/pattern code:

Formica - LF/supplier's color pattern code
Nevamar - LN/supplier's color pattern code
Wilsonart - LW/supplier's color pattern code

KI's standard laminate finish is the supplier's recommended finish for that color/pattern.
Note: Nonstandard laminates from these suppliers (example: textured laminates) require a Product Modification Request.
Contact customer service for details.

SPECIAL SERVICES

Special Carton Marking

With specially marked information N/C

Shipping

Ships **knocked down, FOB Bonduel, WI 54107, freight prepaid.** Freight class 70.

Specifications and prices are subject to change without prior notice.

Ruckus® Activity Table (Delivered Pricing)

1-1/4" Top - 74P Edge

Ruckus® Activity Table (Delivered Pricing)
1-1/4" Top - 74P Edge

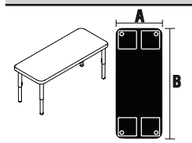

RTEHA

Floor Height Adjustable Rectangle Rounded Corners Table,12 to 19" H

- Tables are designed for maximum leg spacing
- All corners of surface are rounded
- Legs adjust with screws in 1" increments
- Legs are factory pre-set at 29"H
- Base only available in glides

MODEL	A x B	MODEL NUMBER: Basic Model/ Edge Style	Edge Color	Surface Finish	Base Finish	Base Option	Approx. Packaged Weight	Delivered Pricing	Chrome Upcharge add to list price
	20 x 48"	RTEHA2048	□□□	□□□	□□	□□□	64.8#	$ 661	$ 72
	20 x 54"	RTEHA2054	□□□	□□□	□□	□□□	79.0#	668	72
	20 x 60"	RTEHA2060	□□□	□□□	□□	□□□	73.2#	665	72
	20 x 66"	RTEHA2066	□□□	□□□	□□	□□□	78.5#	678	72
	20 x 72"	RTEHA2072	□□□	□□□	□□	□□□	81.5#	684	72
	24 x 36"	RTEHA2436	□□□	□□□	□□	□□□	61.5#	648	72
	24 x 42"	RTEHA2442	□□□	□□□	□□	□□□	66.5#	661	72
	24 x 48"	RTEHA2448	□□□	□□□	□□	□□□	71.5#	663	72
	24 x 54"	RTEHA2454	□□□	□□□	□□	□□□	76.5#	665	72
	24 x 60"	RTEHA2460	□□□	□□□	□□	□□□	81.5#	668	72
	24 x 66"	RTEHA2466	□□□	□□□	□□	□□□	87.5#	680	72
	24 x 72"	RTEHA2472	□□□	□□□	□□	□□□	91.5#	687	72
	30 x 42"	RTEHA3042	□□□	□□□	□□	□□□	78.5#	702	72
	30 x 48"	RTEHA3048	□□□	□□□	□□	□□□	81.5#	707	72
	30 x 54"	RTEHA3054	□□□	□□□	□□	□□□	87.8#	711	72
	30 x 60"	RTEHA3060	□□□	□□□	□□	□□□	94.0#	715	72
	30 x 66"	RTEHA3066	□□□	□□□	□□	□□□	102.5#	718	72
	30 x 72"	RTEHA3072	□□□	□□□	□□	□□□	106.5#	722	72
	36 x 54"	RTEHA3654	□□□	□□□	□□	□□□	99.0#	853	72
	36 x 60"	RTEHA3660	□□□	□□□	□□	□□□	106.5#	855	72
	36 x 66"	RTEHA3666	□□□	□□□	□□	□□□	113.5#	864	72
	36 x 72"	RTEHA3672	□□□	□□□	□□	□□□	121.5#	867	72
			Ⓐ	Ⓑ	Ⓒ	Ⓓ	Ⓔ		

HOW TO ORDER

Indicate the following information on order form:
1. Quantity of each item.
2. Model number, including options. See "How To Build a Model Number".
3. Any special service required.

Note: • The □ indicates that a choice is required.
- The absence of the □ indicates that no choice is required.
- Alpha-numeric characters in place of □ indicate that no other alternatives are available.

HOW TO BUILD A MODEL NUMBER

Ⓐ Select basic model/edge style.

74P	- 1-1/4" laminate top w/74P edge band

Ⓑ Select edge color.
Refer to the **Product Color Options** page in this price list.

Ⓒ Select surface finish.
Refer to the **Product Color Options** page in this price list.

Ⓓ Select base finish.
Refer to the **Product Color Options** page in this price list.

Ⓔ Select base option.

GFT	- Felt glides
GNY	- Nylon glides

FINISH INFORMATION

Additional Laminate Offering

Additional laminates beyond KI standard offering, are available with two weeks extended leadtime. To specify additional laminates, use these designators followed by the supplier's color/pattern code:

Formica - LF/supplier's color pattern code
Nevamar - LN/supplier's color pattern code
Wilsonart - LW/supplier's color pattern code

KI's standard laminate finish is the supplier's recommended finish for that color/pattern.
Note: Nonstandard laminates from these suppliers (example: textured laminates) require a Product Modification Request.
Contact customer service for details.

SPECIAL SERVICES

Special Carton Marking

With specially marked information	N/C

Shipping

Ships **knocked down, FOB Bonduel, WI 54107, freight excluded.** Freight class 70.

Specifications and prices are subject to change without prior notice.

Ruckus® Activity Table (Delivered Pricing)

1-1/4" Top - 74P Edge

Ruckus® Activity Table (Delivered Pricing)
1-1/4" Top - 74P Edge

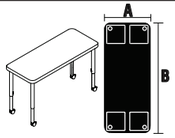

RTEEA

Sit Height Adjustable Rectangular Rounded Corners Table,20 to 33" H

- Casters and glides are interchangeable
- Tables are designed for maximum leg spacing
- All corners of surface are rounded
- Specify casters/glides to wheelbarrow
- Legs adjust with screws in 1" increments
- Legs are factory pre-set at 29"H
- 42x72, 44x72 and 48x72 have a center leg

MODEL	A x B	MODEL NUMBER: Basic Model/ Edge Style	Edge Color	Surface Finish	Base Finish	Base Option	Approx. Packaged Weight	Delivered Pricing	Chrome Upcharge add to list price
	20 x 48"	RTEEA2048	□□□	□□□	□□	□□□	69.3#	$ 670	$ 74
	20 x 54"	RTEEA2054	□□□	□□□	□□	□□□	73.5#	690	74
	20 x 60"	RTEEA2060	□□□	□□□	□□	□□□	77.7#	656	74
	20 x 66"	RTEEA2066	□□□	□□□	□□	□□□	83.0#	678	74
	20 x 72"	RTEEA2072	□□□	□□□	□□	□□□	86.0#	687	74
	24 x 30"	RTEEA2430	□□□	□□□	□□	□□□	61.0#	640	74
	24 x 36"	RTEEA2436	□□□	□□□	□□	□□□	66.0#	652	74
	24 x 48"	RTEEA2448	□□□	□□□	□□	□□□	76.0#	670	74
	24 x 54"	RTEEA2454	□□□	□□□	□□	□□□	81.0#	690	74
	24 x 60"	RTEEA2460	□□□	□□□	□□	□□□	86.0#	656	74
	24 x 66"	RTEEA2466	□□□	□□□	□□	□□□	92.0#	682	74
	24 x 72"	RTEEA2472	□□□	□□□	□□	□□□	96.0#	687	74
	30 x 48"	RTEEA3048	□□□	□□□	□□	□□□	86.0#	701	74
	30 x 54"	RTEEA3054	□□□	□□□	□□	□□□	92.3#	727	74
	30 x 60"	RTEEA3060	□□□	□□□	□□	□□□	98.5#	691	74
	30 x 66"	RTEEA3066	□□□	□□□	□□	□□□	106.0#	703	74
	30 x 72"	RTEEA3072	□□□	□□□	□□	□□□	111.0#	709	74
	36 x 54"	RTEEA3654	□□□	□□□	□□	□□□	103.5#	892	74
	36 x 60"	RTEEA3660	□□□	□□□	□□	□□□	111.0#	857	74
	36 x 66"	RTEEA3666	□□□	□□□	□□	□□□	118.0#	866	74
	36 x 72"	RTEEA3672	□□□	□□□	□□	□□□	126.0#	869	74
	42 x 60"	RTEEA4260	□□□	□□□	□□	□□□	123.5#	894	74
	42 x 66"	RTEEA4266	□□□	□□□	□□	□□□	130.0#	894	74
	42 x 72"	RTEEA4272	□□□	□□□	□□	□□□	141.0#	894	74
	44 x 60"	RTEEA4460	□□□	□□□	□□	□□□	127.7#	1068	74
	44 x 66"	RTEEA4466	□□□	□□□	□□	□□□	140.0#	1131	74
	44 x 72"	RTEEA4472	□□□	□□□	□□	□□□	146.0#	1068	74
	48 x 60"	RTEEA4860	□□□	□□□	□□	□□□	108.5#	1133	74
	48 x 66"	RTEEA4866	□□□	□□□	□□	□□□	115.5#	1147	74
	48 x 72"	RTEEA4872	□□□	□□□	□□	□□□	123.5#	1158	74
			Ⓐ	Ⓑ	Ⓒ	Ⓓ	Ⓔ		

HOW TO ORDER

Indicate the following information on order form:
1. Quantity of each item.
2. Model number, including options. See "How To Build a Model Number".
3. Any special service required.

Note: • The □ indicates that a choice is required.
- The absence of the □ indicates that no choice is required.
- Alpha-numeric characters in place of □ indicate that no other alternatives are available.

HOW TO BUILD A MODEL NUMBER

Ⓐ Select basic model/edge style.

74P	- 1-1/4" laminate top w/74P edge band

Ⓑ Select edge color.
Refer to the **Product Color Options** page in this price list.

Ⓒ Select surface finish.
Refer to the **Product Color Options** page in this price list.

Ⓓ Select base finish.
Refer to the **Product Color Options** page in this price list.

Ⓔ Select base option.

CCC	- Casters
BCF	- Casters/felt glides
BCN	- Casters/nylon glides
GFT	- Felt glides
GNY	- Nylon glides

FINISH INFORMATION

Additional Laminate Offering

Additional laminates beyond KI standard offering, are available with two weeks extended leadtime. To specify additional laminates, use these designators followed by the supplier's color/pattern code:

Formica - LF/supplier's color pattern code
Nevamar - LN/supplier's color pattern code
Wilsonart - LW/supplier's color pattern code

KI's standard laminate finish is the supplier's recommended finish for that color/pattern.
Note: Nonstandard laminates from these suppliers (example: textured laminates) require a Product Modification Request.
Contact customer service for details.

SPECIAL SERVICES

Special Carton Marking

With specially marked information N/C

Shipping

Ships **knocked down, FOB Bonduel, WI 54107, freight prepaid.** Freight class 70.

Specifications and prices are subject to change without prior notice.

Ruckus® Activity Table (Delivered Pricing)

1-1/4" Top - 74P Edge

Ruckus® Activity Table (Delivered Pricing)
1-1/4" Top - 74P Edge

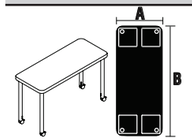

RTEFA

Sit-Stand Height Adjustable Rectangular Rounded Corners Table,29 to 42" H

- Casters and glides are interchangeable
- Tables are designed for maximum leg spacing
- All corners of surface are rounded
- Specify casters/glides to wheelbarrow
- Legs adjust with screws in 1" increments
- Legs are factory pre-set at 29"H
- 42x72, 44x72 and 48x72 have a center leg

MODEL	A x B	MODEL NUMBER: Basic Model/ Edge Style	Edge Color	Surface Finish	Base Finish	Base Option	Approx. Packaged Weight	Delivered Pricing	Chrome Upcharge add to list price
	20 x 48"	RTEFA2048	□□□	□□□	□□	□□□	73.3#	$ 722	$ 84
	20 x 54"	RTEFA2054	□□□	□□□	□□	□□□	77.5#	743	84
	20 x 60"	RTEFA2060	□□□	□□□	□□	□□□	81.7#	707	84
	20 x 66"	RTEFA2066	□□□	□□□	□□	□□□	87.0#	728	84
	20 x 72"	RTEFA2072	□□□	□□□	□□	□□□	90.0#	736	84
	24 x 30"	RTEFA2430	□□□	□□□	□□	□□□	65.0#	691	84
	24 x 36"	RTEFA2436	□□□	□□□	□□	□□□	70.0#	703	84
	24 x 48"	RTEFA2448	□□□	□□□	□□	□□□	80.0#	722	84
	24 x 54"	RTEFA2454	□□□	□□□	□□	□□□	85.0#	743	84
	24 x 60"	RTEFA2460	□□□	□□□	□□	□□□	90.0#	707	84
	24 x 66"	RTEFA2466	□□□	□□□	□□	□□□	96.0#	731	84
	24 x 72"	RTEFA2472	□□□	□□□	□□	□□□	100.0#	736	84
	30 x 48"	RTEFA3048	□□□	□□□	□□	□□□	90.0#	755	84
	30 x 54"	RTEFA3054	□□□	□□□	□□	□□□	96.3#	781	84
	30 x 60"	RTEFA3060	□□□	□□□	□□	□□□	102.5#	743	84
	30 x 66"	RTEFA3066	□□□	□□□	□□	□□□	110.0#	752	84
	30 x 72"	RTEFA3072	□□□	□□□	□□	□□□	115.0#	760	84
	36 x 54"	RTEFA3654	□□□	□□□	□□	□□□	107.5#	954	84
	36 x 60"	RTEFA3660	□□□	□□□	□□	□□□	115.0#	917	84
	36 x 66"	RTEFA3666	□□□	□□□	□□	□□□	122.0#	923	84
	36 x 72"	RTEFA3672	□□□	□□□	□□	□□□	130.0#	928	84
	42 x 60"	RTEFA4260	□□□	□□□	□□	□□□	127.5#	954	84
	42 x 66"	RTEFA4266	□□□	□□□	□□	□□□	134.0#	954	84
	42 x 72"	RTEFA4272	□□□	□□□	□□	□□□	145.0#	954	84
	44 x 60"	RTEFA4460	□□□	□□□	□□	□□□	131.7#	1142	84
	44 x 66"	RTEFA4466	□□□	□□□	□□	□□□	144.0#	1142	84
	44 x 72"	RTEFA4472	□□□	□□□	□□	□□□	150.0#	1142	84
	48 x 60"	RTEFA4860	□□□	□□□	□□	□□□	140.0#	1192	84
	48 x 66"	RTEFA4866	□□□	□□□	□□	□□□	152.0#	1204	84
	48 x 72"	RTEFA4872	□□□	□□□	□□	□□□	153.0#	1216	84
			Ⓐ	Ⓑ	Ⓒ	Ⓓ	Ⓔ		

HOW TO ORDER

Indicate the following information on order form:
1. Quantity of each item.
2. Model number, including options. See "How To Build a Model Number".
3. Any special service required.

Note:
- The □ indicates that a choice is required.
- The absence of the □ indicates that no choice is required.
- Alpha-numeric characters in place of □ indicate that no other alternatives are available.

HOW TO BUILD A MODEL NUMBER

Ⓐ Select basic model/edge style.

74P	- 1-1/4" laminate top w/74P edge band

Ⓑ Select edge color.
Refer to the **Product Color Options** page in this price list.

Ⓒ Select surface finish.
Refer to the **Product Color Options** page in this price list.

Ⓓ Select base finish.
Refer to the **Product Color Options** page in this price list.

Ⓔ Select base option.

CCC	- Casters
BCF	- Casters/felt glides
BCN	- Casters/nylon glides
GFT	- Felt glides
GNY	- Nylon glides

FINISH INFORMATION

Additional Laminate Offering

Additional laminates beyond KI standard offering, are available with two weeks extended leadtime. To specify additional laminates, use these designators followed by the supplier's color/pattern code:

Formica - LF/supplier's color pattern code
Nevamar - LN/supplier's color pattern code
Wilsonart - LW/supplier's color pattern code

KI's standard laminate finish is the supplier's recommended finish for that color/pattern.
Note: Nonstandard laminates from these suppliers (example: textured laminates) require a Product Modification Request.
Contact customer service for details.

SPECIAL SERVICES

Special Carton Marking

With specially marked information N/C

Shipping

Ships **knocked down, FOB Bonduel, WI 54107, freight prepaid.** Freight class 70.

Specifications and prices are subject to change without prior notice.

Ruckus® Activity Table (Delivered Pricing)

1-1/4" Top - 74P Edge

Ruckus® Activity Table (Delivered Pricing)
1-1/4" Top - 74P Edge

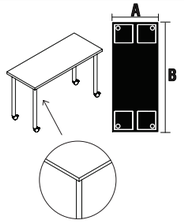

RXEAA

Fixed Height Rectangular Square Corners Table,29" H

- Casters and glides are interchangeable
- Tables are designed for maximum leg spacing
- All corners of surface are squared
- Specify casters/glides to wheelbarrow
- 42x72 ,44x72 and 48x72 have a center leg

MODEL	A x B	MODEL NUMBER Basic Model/ Edge Style Ⓐ	Edge Color Ⓑ	Surface Finish Ⓒ	Base Finish Ⓓ	Base Option Ⓔ	Approx. Packaged Weight	Delivered Pricing	Chrome Upcharge add to list price
	20 x 48"	RXEAA2048	□□□	□□□	□□	□□□	68.0#	$ 614	$ 67
	20 x 54"	RXEAA2054	□□□	□□□	□□	□□□	72.0#	635	67
	20 x 60"	RXEAA2060	□□□	□□□	□□	□□□	77.0#	640	67
	20 x 66"	RXEAA2066	□□□	□□□	□□	□□□	82.0#	642	67
	20 x 72"	RXEAA2072	□□□	□□□	□□	□□□	85.0#	643	67
	24 x 30"	RXEAA2430	□□□	□□□	□□	□□□	60.0#	591	67
	24 x 36"	RXEAA2436	□□□	□□□	□□	□□□	65.0#	605	67
	24 x 48"	RXEAA2448	□□□	□□□	□□	□□□	75.0#	623	67
	24 x 54"	RXEAA2454	□□□	□□□	□□	□□□	80.0#	637	67
	24 x 60"	RXEAA2460	□□□	□□□	□□	□□□	85.0#	640	67
	24 x 66"	RXEAA2466	□□□	□□□	□□	□□□	91.0#	642	67
	24 x 72"	RXEAA2472	□□□	□□□	□□	□□□	95.0#	643	67
	30 x 48"	RXEAA3048	□□□	□□□	□□	□□□	85.0#	656	67
	30 x 54"	RXEAA3054	□□□	□□□	□□	□□□	91.0#	669	67
	30 x 60"	RXEAA3060	□□□	□□□	□□	□□□	98.0#	672	67
	30 x 66"	RXEAA3066	□□□	□□□	□□	□□□	105.0#	678	67
	30 x 72"	RXEAA3072	□□□	□□□	□□	□□□	110.0#	682	67
	36 x 54"	RXEAA3654	□□□	□□□	□□	□□□	103.0#	830	67
	36 x 60"	RXEAA3660	□□□	□□□	□□	□□□	110.0#	832	67
	36 x 66"	RXEAA3666	□□□	□□□	□□	□□□	117.0#	842	67
	36 x 72"	RXEAA3672	□□□	□□□	□□	□□□	125.0#	852	67
	42 x 60"	RXEAA4260	□□□	□□□	□□	□□□	123.0#	857	67
	42 x 66"	RXEAA4266	□□□	□□□	□□	□□□	129.0#	869	67
	42 x 72"	RXEAA4272	□□□	□□□	□□	□□□	140.0#	881	67
	44 x 60"	RXEAA4460	□□□	□□□	□□	□□□	127.0#	1035	67
	44 x 66"	RXEAA4466	□□□	□□□	□□	□□□	139.0#	1047	67
	44 x 72"	RXEAA4472	□□□	□□□	□□	□□□	145.0#	1060	67
	48 x 60"	RXEAA4860	□□□	□□□	□□	□□□	137.0#	1099	67
	48 x 66"	RXEAA4866	□□□	□□□	□□	□□□	149.0#	1111	67
	48 x 72"	RXEAA4872	□□□	□□□	□□	□□□	150.0#	1123	67
		Ⓐ	Ⓑ	Ⓒ	Ⓓ	Ⓔ			

HOW TO ORDER

Indicate the following information on order form:
1. Quantity of each item.
2. Model number, including options. See "How To Build a Model Number".
3. Any special service required.

Note:
- The □ indicates that a choice is required.
- The absence of the □ indicates that no choice is required.
- Alpha-numeric characters in place of □ indicate that no other alternatives are available.

HOW TO BUILD A MODEL NUMBER

Ⓐ Select basic model/edge style.

74P	- 1-1/4" laminate top w/74P edge band

Ⓑ Select edge color.
Refer to the **Product Color Options** page in this price list.

Ⓒ Select surface finish.
Refer to the **Product Color Options** page in this price list.

Ⓓ Select base finish.
Refer to the **Product Color Options** page in this price list.

Ⓔ Select base option.

CCC	- Casters
BCF	- Casters/felt glides
BCN	- Casters/nylon glides
GFT	- Felt glides
GNY	- Nylon glides

FINISH INFORMATION

Additional Laminate Offering

Additional laminates beyond KI standard offering, are available with two weeks extended leadtime. To specify additional laminates, use these designators followed by the supplier's color/pattern code:

Formica - LF/supplier's color pattern code
Nevamar - LN/supplier's color pattern code
Wilsonart - LW/supplier's color pattern code

KI's standard laminate finish is the supplier's recommended finish for that color/pattern.
Note: Nonstandard laminates from these suppliers (example: textured laminates) require a Product Modification Request.
Contact customer service for details.

SPECIAL SERVICES

Special Carton Marking

With specially marked information	N/C

Shipping

Ships **knocked down, FOB Bonduel, WI 54107, freight excluded.** Freight class 70.

Specifications and prices are subject to change without prior notice.

Ruckus® Activity Table (Delivered Pricing)

1-1/4" Top - 74P Edge

Ruckus® Activity Table (Delivered Pricing)
1-1/4" Top - 74P Edge

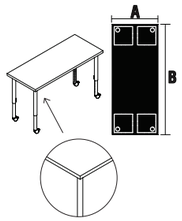

RXEEA

Sit Height Adjustable Rectangle Square Corners Table,20 to 33" H

- Casters and glides are interchangeable
- Tables are designed for maximum leg spacing
- All corners of surface are squared
- Specify casters/glides to wheelbarrow
- Legs adjust with screws in 1" increments
- Legs are factory pre-set at 29"H
- 42x72, 44x72 and 48x72 have a center leg

MODEL	A x B	MODEL NUMBER: Basic Model/ Edge Style	Edge Color	Surface Finish	Base Finish	Base Option	Approx. Packaged Weight	Delivered Pricing	Chrome Upcharge add to list price
	20 x 48"	RXEEA2048	□□□	□□□	□□	□□□	70.0#	$ 646	$ 74
	20 x 54"	RXEEA2054	□□□	□□□	□□	□□□	74.0#	669	74
	20 x 60"	RXEEA2060	□□□	□□□	□□	□□□	79.0#	672	74
	20 x 66"	RXEEA2066	□□□	□□□	□□	□□□	84.0#	680	74
	20 x 72"	RXEEA2072	□□□	□□□	□□	□□□	87.0#	688	74
	24 x 30"	RXEEA2430	□□□	□□□	□□	□□□	62.0#	640	74
	24 x 36"	RXEEA2436	□□□	□□□	□□	□□□	67.0#	652	74
	24 x 48"	RXEEA2448	□□□	□□□	□□	□□□	77.0#	664	74
	24 x 54"	RXEEA2454	□□□	□□□	□□	□□□	82.0#	669	74
	24 x 60"	RXEEA2460	□□□	□□□	□□	□□□	87.0#	672	74
	24 x 66"	RXEEA2466	□□□	□□□	□□	□□□	93.0#	680	74
	24 x 72"	RXEEA2472	□□□	□□□	□□	□□□	97.0#	688	74
	30 x 48"	RXEEA3048	□□□	□□□	□□	□□□	87.0#	696	74
	30 x 54"	RXEEA3054	□□□	□□□	□□	□□□	93.0#	700	74
	30 x 60"	RXEEA3060	□□□	□□□	□□	□□□	100.0#	702	74
	30 x 66"	RXEEA3066	□□□	□□□	□□	□□□	107.0#	708	74
	30 x 72"	RXEEA3072	□□□	□□□	□□	□□□	112.0#	727	74
	36 x 54"	RXEEA3654	□□□	□□□	□□	□□□	105.0#	877	74
	36 x 60"	RXEEA3660	□□□	□□□	□□	□□□	112.0#	879	74
	36 x 66"	RXEEA3666	□□□	□□□	□□	□□□	119.0#	885	74
	36 x 72"	RXEEA3672	□□□	□□□	□□	□□□	127.0#	892	74
	42 x 60"	RXEEA4260	□□□	□□□	□□	□□□	125.0#	894	74
	42 x 66"	RXEEA4266	□□□	□□□	□□	□□□	131.0#	897	74
	42 x 72"	RXEEA4272	□□□	□□□	□□	□□□	142.0#	904	74
	44 x 60"	RXEEA4460	□□□	□□□	□□	□□□	129.0#	1062	74
	44 x 66"	RXEEA4466	□□□	□□□	□□	□□□	141.0#	1068	74
	44 x 72"	RXEEA4472	□□□	□□□	□□	□□□	147.0#	1081	74
	48 x 60"	RXEEA4860	□□□	□□□	□□	□□□	139.0#	1135	74
	48 x 66"	RXEEA4866	□□□	□□□	□□	□□□	151.0#	1147	74
	48 x 72"	RXEEA4872	□□□	□□□	□□	□□□	152.0#	1158	74
			Ⓐ	Ⓑ	Ⓒ	Ⓓ	Ⓔ		

HOW TO ORDER

Indicate the following information on order form:
1. Quantity of each item.
2. Model number, including options. See "How To Build a Model Number".
3. Any special service required.

Note: • The □ indicates that a choice is required.
- The absence of the □ indicates that no choice is required.
- Alpha-numeric characters in place of □ indicate that no other alternatives are available.

HOW TO BUILD A MODEL NUMBER

Ⓐ Select basic model/edge style.

74P	- 1-1/4" laminate top w/74P edge band

Ⓑ Select edge color.
Refer to the **Product Color Options** page in this price list.

Ⓒ Select surface finish.
Refer to the **Product Color Options** page in this price list.

Ⓓ Select base finish.
Refer to the **Product Color Options** page in this price list.

Ⓔ Select base option.

CCC	- Casters
BCF	- Casters/felt glides
BCN	- Casters/nylon glides
GFT	- Felt glides
GNY	- Nylon glides

FINISH INFORMATION

Additional Laminate Offering

Additional laminates beyond KI standard offering, are available with two weeks extended leadtime. To specify additional laminates, use these designators followed by the supplier's color/pattern code:

Formica - LF/supplier's color pattern code
Nevamar - LN/supplier's color pattern code
Wilsonart - LW/supplier's color pattern code

KI's standard laminate finish is the supplier's recommended finish for that color/pattern.
Note: Nonstandard laminates from these suppliers (example: textured laminates) require a Product Modification Request.
Contact customer service for details.

SPECIAL SERVICES

Special Carton Marking

With specially marked information	N/C

Shipping

Ships **knocked down, FOB Bonduel, WI 54107, freight excluded.** Freight class 70.

Specifications and prices are subject to change without prior notice.

Ruckus® Activity Table (Delivered Pricing)

1-1/4" Top - 74P Edge

Ruckus® Activity Table (Delivered Pricing)
1-1/4" Top - 74P Edge

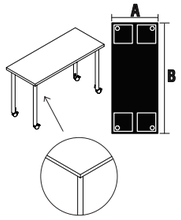

RXEFA

Sit-Stand Height Adjustable Rectangular Squared Corners Table,29 to 42" H

- Casters and glides are interchangeable
- Tables are designed for maximum leg spacing
- All corners of surface are squared
- Specify casters/glides to wheelbarrow
- Legs adjust with screws in 1" increments
- Legs are factory pre-set at 29"H
- 42x72, 44x72 and 48x72 have a center leg

MODEL	A x B	MODEL NUMBER: Basic Model/ Edge Style	Edge Color	Surface Finish	Base Finish	Base Option	Approx. Packaged Weight	Delivered Pricing	Chrome Upcharge add to list price
	20 x 48"	RXEFA2048	□□□	□□□	□□	□□□	74.0#	$ 722	$ 84
	20 x 54"	RXEFA2054	□□□	□□□	□□	□□□	78.0#	730	84
	20 x 60"	RXEFA2060	□□□	□□□	□□	□□□	83.0#	732	84
	20 x 66"	RXEFA2066	□□□	□□□	□□	□□□	88.0#	736	84
	20 x 72"	RXEFA2072	□□□	□□□	□□	□□□	91.0#	743	84
	24 x 30"	RXEFA2430	□□□	□□□	□□	□□□	66.0#	691	84
	24 x 36"	RXEFA2436	□□□	□□□	□□	□□□	71.0#	703	84
	24 x 48"	RXEFA2448	□□□	□□□	□□	□□□	81.0#	725	84
	24 x 54"	RXEFA2454	□□□	□□□	□□	□□□	86.0#	732	84
	24 x 60"	RXEFA2460	□□□	□□□	□□	□□□	91.0#	735	84
	24 x 66"	RXEFA2466	□□□	□□□	□□	□□□	97.0#	738	84
	24 x 72"	RXEFA2472	□□□	□□□	□□	□□□	101.0#	745	84
	30 x 48"	RXEFA3048	□□□	□□□	□□	□□□	91.0#	755	84
	30 x 54"	RXEFA3054	□□□	□□□	□□	□□□	97.0#	760	84
	30 x 60"	RXEFA3060	□□□	□□□	□□	□□□	104.0#	763	84
	30 x 66"	RXEFA3066	□□□	□□□	□□	□□□	111.0#	775	84
	30 x 72"	RXEFA3072	□□□	□□□	□□	□□□	116.0#	781	84
	36 x 54"	RXEFA3654	□□□	□□□	□□	□□□	109.0#	954	84
	36 x 60"	RXEFA3660	□□□	□□□	□□	□□□	116.0#	917	84
	36 x 66"	RXEFA3666	□□□	□□□	□□	□□□	123.0#	923	84
	36 x 72"	RXEFA3672	□□□	□□□	□□	□□□	131.0#	928	84
	42 x 60"	RXEFA4260	□□□	□□□	□□	□□□	129.0#	952	84
	42 x 66"	RXEFA4266	□□□	□□□	□□	□□□	135.0#	N/A	84
	42 x 72"	RXEFA4272	□□□	□□□	□□	□□□	146.0#	962	84
	44 x 60"	RXEFA4460	□□□	□□□	□□	□□□	133.0#	1140	84
	44 x 66"	RXEFA4466	□□□	□□□	□□	□□□	145.0#	1142	84
	44 x 72"	RXEFA4472	□□□	□□□	□□	□□□	151.0#	1145	84
	48 x 60"	RXEFA4860	□□□	□□□	□□	□□□	143.0#	N/A	84
	48 x 66"	RXEFA4866	□□□	□□□	□□	□□□	155.0#	1204	84
	48 x 72"	RXEFA4872	□□□	□□□	□□	□□□	156.0#	1216	84
			Ⓐ	Ⓑ	Ⓒ	Ⓓ	Ⓔ		

HOW TO ORDER

Indicate the following information on order form:
1. Quantity of each item.
2. Model number, including options. See "How To Build a Model Number".
3. Any special service required.

Note:
- The □ indicates that a choice is required.
- The absence of the □ indicates that no choice is required.
- Alpha-numeric characters in place of □ indicate that no other alternatives are available.

HOW TO BUILD A MODEL NUMBER

Ⓐ Select basic model/edge style.

74P	- 1-1/4" laminate top w/74P edge band

Ⓑ Select edge color.
Refer to the **Product Color Options** page in this price list.

Ⓒ Select surface finish.
Refer to the **Product Color Options** page in this price list.

Ⓓ Select base finish.
Refer to the **Product Color Options** page in this price list.

Ⓔ Select base option.

CCC	- Casters
BCF	- Casters/felt glides
BCN	- Casters/nylon glides
GFT	- Felt glides
GNY	- Nylon glides

FINISH INFORMATION

Additional Laminate Offering

Additional laminates beyond KI standard offering, are available with two weeks extended leadtime. To specify additional laminates, use these designators followed by the supplier's color/pattern code:

Formica - LF/supplier's color pattern code
Nevamar - LN/supplier's color pattern code
Wilsonart - LW/supplier's color pattern code

KI's standard laminate finish is the supplier's recommended finish for that color/pattern.
Note: Nonstandard laminates from these suppliers (example: textured laminates) require a Product Modification Request.
Contact customer service for details.

SPECIAL SERVICES

Special Carton Marking

With specially marked information	N/C

Shipping

Ships **knocked down, FOB Bonduel, WI 54107, freight excluded.** Freight class 70.

Specifications and prices are subject to change without prior notice.

Ruckus® Activity Table (Delivered Pricing)

1-1/4" Top - 74P Edge

Ruckus® Activity Table (Delivered Pricing)
1-1/4" Top - 74P Edge

	MODEL	A	MODEL NUMBER Basic Model/ Edge Style	Edge Color	Surface Finish	Base Finish	Base Option	Approx. Packaged Weight	Delivered Pricing	Chrome Upcharge add to list price
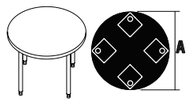 RTEAB	**Fixed Height Round Table,29" H** • Casters and glides are interchangeable • Tables are designed for maximum leg spacing • Specify casters/glides to wheelbarrow	36"	RTEAB36	□□□	□□□	□□	□□□	69.0#	$ 648	$ 67
		42"	RTEAB42	□□□	□□□	□□	□□□	82.0#	747	67
		48"	RTEAB48	□□□	□□□	□□	□□□	97.0#	824	67
		60"	RTEAB60	□□□	□□□	□□	□□□	132.0#	990	67
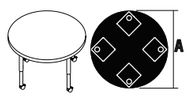 RTEHB	**Floor Height Adjustable Round Table,12 to 19" H** • Tables are designed for maximum leg spacing • Base only available in glides • Legs adjust with screws in 1" increments • Legs are factory pre-set at 19"H	36"	RTEHB36	□□□	□□□	□□	□□□	66.5#	$ 720	$ 72
		42"	RTEHB42	□□□	□□□	□□	□□□	79.5#	820	72
		48"	RTEHB48	□□□	□□□	□□	□□□	94.5#	898	72
		60"	RTEHB60	□□□	□□□	□□	□□□	129.5#	1068	72
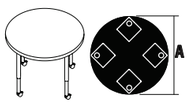 RTEEB	**Sit Height Adjustable Round Table,20 to 33" H** • Casters and glides are interchangeable • Tables are designed for maximum leg spacing • Specify casters/glides to wheelbarrow • Legs adjust with screws in 1" increments • Legs are factory pre-set at 29"H	36"	RTEEB36	□□□	□□□	□□	□□□	71.0#	$ 724	$ 74
		42"	RTEEB42	□□□	□□□	□□	□□□	84.0#	824	74
		48"	RTEEB48	□□□	□□□	□□	□□□	99.0#	903	74
		60"	RTEEB60	□□□	□□□	□□	□□□	134.0#	1072	74
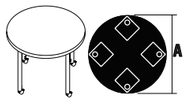 RTEFB	**Sit-Stand Height Adjustable Round Table,29 to 42" H** • Casters and glides are interchangeable • Tables are designed for maximum leg spacing • Specify casters/glides to wheelbarrow • Legs adjust with screws in 1" increments • Legs are factory pre-set at 29"H	36"	RTEFB36	□□□	□□□	□□	□□□	75.0#	$ 743	$ 84
		42"	RTEFB42	□□□	□□□	□□	□□□	88.0#	843	84
		48"	RTEFB48	□□□	□□□	□□	□□□	103.0#	922	84
		60"	RTEFB60	□□□	□□□	□□	□□□	138.0#	1091	84
			Ⓐ	Ⓑ	Ⓒ	Ⓓ	Ⓔ			

HOW TO ORDER

Indicate the following information on order form:
1. Quantity of each item.
2. Model number, including options. See "How To Build a Model Number".
3. Any special service required.

Note: • The □ indicates that a choice is required.
- The absence of the □ indicates that no choice is required.
- Alpha-numeric characters in place of □ indicate that no other alternatives are available.

HOW TO BUILD A MODEL NUMBER

Ⓐ Select basic model/edge style.
- **74P** - 1-1/4" laminate top w/74P edge band

Ⓑ Select edge color.
Refer to the **Product Color Options** page in this price list.

Ⓒ Select surface finish.
Refer to the **Product Color Options** page in this price list.

Ⓓ Select base finish.
Refer to the **Product Color Options** page in this price list.

Ⓔ Select base option.
- **CCC** - Casters
- **BCF** - Casters/felt glides
- **BCN** - Casters/nylon glides
- **GFT** - Felt glides
- **GNY** - Nylon glides

Base options for Floor Activity Height are ONLY Felt glides - GFT and Nylon glides - GNY

FINISH INFORMATION

Additional Laminate Offering

Additional laminates beyond KI standard offering, are available with two weeks extended leadtime. To specify additional laminates, use these designators followed by the supplier's color/pattern code:

Formica - LF/supplier's color pattern code
Nevamar - LN/supplier's color pattern code
Wilsonart - LW/supplier's color pattern code

KI's standard finish is the supplier's recommended finish for that color/pattern. Note: Nonstandard laminates from these suppliers (example: textured laminates), require an upcharge and additional leadtime.
Contact KI.

SPECIAL SERVICES

Special Carton Marking

With specially marked information N/C

Shipping

Ships **knocked down, FOB Bonduel, WI 54107, freight prepaid.** Freight class 70.

Specifications and prices are subject to change without prior notice.

Ruckus® Activity Table (Delivered Pricing)

1-1/4" Top - 74P Edge

Ruckus® Activity Table (Delivered Pricing)
1-1/4" Top - 74P Edge

	MODEL	A	MODEL NUMBER: Basic Model/ Edge Style	Edge Color	Surface Finish	Base Finish	Base Option	Approx. Packaged Weight	Delivered Pricing	Chrome Upcharge add to list price
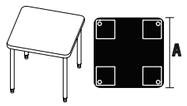 RTEAC	**Fixed Height Square Table,29" H** • Casters and glides are interchangeable • Tables are designed for maximum leg spacing • All corners of surface are rounded • Specify casters/glides to wheelbarrow	30"	RTEAC30	□□□	□□□	□□	□□□	65.3#	$ 587	$ 67
		36"	RTEAC36	□□□	□□□	□□	□□□	79.0#	675	67
		42"	RTEAC42	□□□	□□□	□□	□□□	95.3#	765	67
		48"	RTEAC48	□□□	□□□	□□	□□□	114.0#	830	67
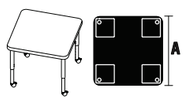 RTEHC	**Floor Height Adjustable Square Table,12 to 19" H** • Tables are designed for maximum leg spacing • All corners of surface are rounded • Base only available in glides • Legs adjust with screws in 1" increments • Legs are factory pre-set at 19"H	30"	RTEHC30	□□□	□□□	□□	□□□	62.8#	$ 662	$ 72
		36"	RTEHC36	□□□	□□□	□□	□□□	76.5#	749	72
		42"	RTEHC42	□□□	□□□	□□	□□□	92.8#	841	72
		48"	RTEHC48	□□□	□□□	□□	□□□	111.5#	907	72
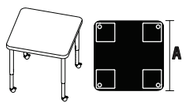 RTEEC	**Sit Height Adjustable Square Table,20 to 33" H** • Casters and glides are interchangeable • Tables are designed for maximum leg spacing • All corners of surface are rounded • Specify casters/glides to wheelbarrow • Legs adjust with screws in 1" increments • Legs are factory pre-set at 29"H	30"	RTEEC30	□□□	□□□	□□	□□□	67.3#	$ 665	$ 74
		36"	RTEEC36	□□□	□□□	□□	□□□	81.0#	754	74
		42"	RTEEC42	□□□	□□□	□□	□□□	97.3#	844	74
		48"	RTEEC48	□□□	□□□	□□	□□□	116.0#	911	74
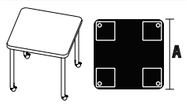 RTEFC	**Sit-Stand Height Adjustable Square Table,29 to 42" H** • Casters and glides are interchangeable • Tables are designed for maximum leg spacing • All corners of surface are rounded • Specify casters/glides to wheelbarrow • Legs adjust with screws in 1" increments • Legs are factory pre-set at 29"H	30"	RTEFC30	□□□	□□□	□□	□□□	71.3#	$ 684	$ 84
		36"	RTEFC36	□□□	□□□	□□	□□□	85.0#	773	84
		42"	RTEFC42	□□□	□□□	□□	□□□	101.3#	865	84
		48"	RTEFC48	□□□	□□□	□□	□□□	120.0#	928	84
				Ⓑ	Ⓒ	Ⓓ	Ⓔ			

HOW TO ORDER

Indicate the following information on order form:
1. Quantity of each item.
2. Model number, including options. See "How To Build a Model Number".
3. Any special service required.

Note: • The □ indicates that a choice is required.
- The absence of the □ indicates that no choice is required.
- Alpha-numeric characters in place of □ indicate that no other alternatives are available.

HOW TO BUILD A MODEL NUMBER

Ⓐ Select basic model/edge style.

74P	- 1-1/4" laminate top w/74P edge band

Ⓑ Select edge color.
Refer to the **Product Color Options** page in this price list.

Ⓒ Select surface finish.
Refer to the **Product Color Options** page in this price list.

Ⓓ Select base finish.
Refer to the **Product Color Options** page in this price list.

Ⓔ Select base option.

CCC	- Casters
BCF	- Casters/felt glides
BCN	- Casters/nylon glides
GFT	- Felt glides
GNY	- Nylon glides

Base options for Floor Activity Height are ONLY Felt glides - GFT and Nylon glides - GNY

FINISH INFORMATION

Additional Laminate Offering

Additional laminates beyond KI standard offering, are available with two weeks extended leadtime. To specify additional laminates, use these designators followed by the supplier's color/pattern code:

Formica - LF/supplier's color pattern code
Nevamar - LN/supplier's color pattern code
Wilsonart - LW/supplier's color pattern code

KI's standard finish is the supplier's recommended finish for that color/pattern. Note: Nonstandard laminates from these suppliers (example: textured laminates), require an upcharge and additional leadtime.
Contact KI.

SPECIAL SERVICES

Special Carton Marking

With specially marked information N/C

Shipping

Ships **knocked down, FOB Bonduel, WI 54107, freight prepaid.** Freight class 70.

Specifications and prices are subject to change without prior notice.

Ruckus® Activity Table (Delivered Pricing)

1-1/4" Top - 74P Edge

Ruckus® Activity Table (Delivered Pricing)
1-1/4" Top - 74P Edge

	MODEL	A x B	MODEL NUMBER: Basic Model/ Edge Style	Edge Color	Surface Finish	Base Finish	Base Option	Approx. Packaged Weight	Delivered Pricing	Chrome Upcharge add to list price
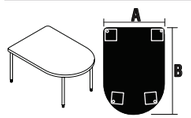 RTEAD	**Fixed Height D-Shaped Table,29" H** • Casters and glides are interchangeable • Tables are designed for maximum leg spacing • All corners of surface are rounded • Specify casters/glides to wheelbarrow	42 x 60"	RTEAD4260	□□□	□□□	□□	□□□	115.0#	$ 864	$ 67
		48 x 60"	RTEAD4860	□□□	□□□	□□	□□□	125.0#	876	67
		48 x 72"	RTEAD4872	□□□	□□□	□□	□□□	145.0#	995	67
		60 x 72"	RTEAD6072	□□□	□□□	□□	□□□	170.0#	1039	67
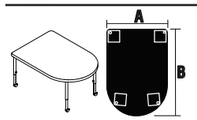 RTEED	**Sit Height Adjustable D-Shaped Table,20 to 33" H** • Casters and glides are interchangeable • Tables are designed for maximum leg spacing • All corners of surface are rounded • Specify casters/glides to wheelbarrow • Legs adjust with screws in 1" increments • Legs are factory pre-set at 29"H	42 x 60"	RTEED4260	□□□	□□□	□□	□□□	117.0#	$ 941	$ 74
		48 x 60"	RTEED4860	□□□	□□□	□□	□□□	127.0#	954	74
		48 x 72"	RTEED4872	□□□	□□□	□□	□□□	147.0#	1074	74
		60 x 72"	RTEED6072	□□□	□□□	□□	□□□	172.0#	1121	74
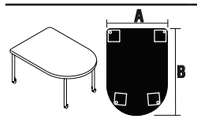 RTEFD	**Sit-Stand Height Adjustable D-Shaped Table,29 to 42" H** • Casters and glides are interchangeable • Tables are designed for maximum leg spacing • All corners of surface are rounded • Specify casters/glides to wheelbarrow • Legs adjust with screws in 1" increments • Legs are factory pre-set at 29"H	42 x 60"	RTEFD4260	□□□	□□□	□□	□□□	121.0#	$ 960	$ 84
		48 x 60"	RTEFD4860	□□□	□□□	□□	□□□	131.0#	976	84
		48 x 72"	RTEFD4872	□□□	□□□	□□	□□□	151.0#	1095	84
		60 x 72"	RTEFD6072	□□□	□□□	□□	□□□	176.0#	1141	84

Ⓐ Ⓑ Ⓒ Ⓓ Ⓔ

HOW TO ORDER

Indicate the following information on order form:
1. Quantity of each item.
2. Model number, including options. See "How To Build a Model Number".
3. Any special service required.

Note: • The □ indicates that a choice is required.
- The absence of the □ indicates that no choice is required.
- Alpha-numeric characters in place of □ indicate that no other alternatives are available.

HOW TO BUILD A MODEL NUMBER

Ⓐ Select basic model/edge style.

74P	- 1-1/4" laminate top w/74P edge band

Ⓑ Select edge color.
Refer to the **Product Color Options** page in this price list.

Ⓒ Select surface finish.
Refer to the **Product Color Options** page in this price list.

Ⓓ Select base finish.
Refer to the **Product Color Options** page in this price list.

Ⓔ Select base option.

CCC	- Casters
BCF	- Casters/felt glides
BCN	- Casters/nylon glides
GFT	- Felt glides
GNY	- Nylon glides

FINISH INFORMATION

Additional Laminate Offering

Additional laminates beyond KI standard offering, are available with two weeks extended leadtime. To specify additional laminates, use these designators followed by the supplier's color/pattern code:

Formica - LF/supplier's color pattern code
Nevamar - LN/supplier's color pattern code
Wilsonart - LW/supplier's color pattern code

KI's standard finish is the supplier's recommended finish for that color/pattern. Note: Nonstandard laminates from these suppliers (example: textured laminates), require an upcharge and additional leadtime.
Contact KI.

SPECIAL SERVICES

Special Carton Marking

With specially marked information N/C

Shipping

Ships **knocked down, FOB Bonduel, WI 54107, freight prepaid.** Freight class 70.

Specifications and prices are subject to change without prior notice.

Ruckus® Activity Table (Delivered Pricing)

1-1/4" Top - 74P Edge

Ruckus® Activity Table (Delivered Pricing)
1-1/4" Top - 74P Edge

	MODEL	A x B x C	MODEL NUMBER: Basic Model/ Edge Style	Edge Color	Surface Finish	Base Finish	Base Option	Approx. Packaged Weight	Delivered Pricing	Chrome Upcharge add to list price
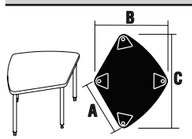	**Fixed Height Diamond Table,29" H** • Casters and glides are interchangeable • Tables are designed for maximum leg spacing • All corners of surface are rounded • Specify casters/glides to wheelbarrow • 3 tables combine to form a guitar pick	30 x 39 x 50"	RTEAE30-74P	□□□	□□□	□□	□□□	48.0#	$ 750	$ 67
RTEAE		36 x 47 x 60"	RTEAE36-74P	□□□	□□□	□□	□□□	59.0#	814	67
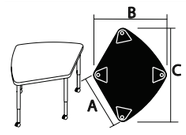	**Sit Height Adjustable Diamond Table,20 to 33" H** • Casters and glides are interchangeable • Tables are designed for maximum leg spacing • All corners of surface are rounded • Specify casters/glides to wheelbarrow • Legs adjust with screws in 1" increments • Legs are factory pre-set at 29"H • 3 tables combine to form a guitar pick	30 x 39 x 50"	RTEEE30-74P	□□□	□□□	□□	□□□	50.0#	$ 810	$ 74
RTEEE		36 x 47 x 60"	RTEEE36-74P	□□□	□□□	□□	□□□	61.0#	874	74
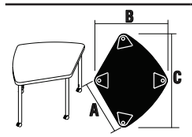	**Sit-Stand Height Adjustable Diamond Table,29 to 42" H** • Casters and glides are interchangeable • Tables are designed for maximum leg spacing • All corners of surface are rounded • Specify casters/glides to wheelbarrow • Legs adjust with screws in 1" increments • Legs are factory pre-set at 29"H • 3 tables combine to form a guitar pick	30 x 39 x 50"	RTEFE30-74P	□□□	□□□	□□	□□□	54.0#	$ 853	$ 84
RTEFE		36 x 47 x 60"	RTEFE36-74P	□□□	□□□	□□	□□□	65.0#	921	84

Ⓐ Ⓑ Ⓒ Ⓓ Ⓔ

HOW TO ORDER

Indicate the following information on order form:
1. Quantity of each item.
2. Model number, including options. See "How To Build a Model Number".
3. Any special service required.

Note: • The □ indicates that a choice is required.
- The absence of the □ indicates that no choice is required.
- Alpha-numeric characters in place of □ indicate that no other alternatives are available.

HOW TO BUILD A MODEL NUMBER

Ⓐ Select basic model/edge style.

74P	- 1-1/4" laminate top w/74P edge band

Ⓑ Select edge color.
Refer to the **Product Color Options** page in this price list.

Ⓒ Select surface finish.
Refer to the **Product Color Options** page in this price list.

Ⓓ Select base finish.
Refer to the **Product Color Options** page in this price list.

Ⓔ Select base option.

CCC	- Casters
BCF	- Casters/felt glides
BCN	- Casters/nylon glides
GFT	- Felt glides
GNY	- Nylon glides

FINISH INFORMATION

Additional Laminate Offering

Additional laminates beyond KI standard offering, are available with two weeks extended leadtime. To specify additional laminates, use these designators followed by the supplier's color/pattern code:

Formica - LF/supplier's color pattern code
Nevamar - LN/supplier's color pattern code
Wilsonart - LW/supplier's color pattern code

KI's standard finish is the supplier's recommended finish for that color/pattern. Note: Nonstandard laminates from these suppliers (example: textured laminates), require an upcharge and additional leadtime.
Contact KI.

SPECIAL SERVICES

Special Carton Marking

With specially marked information	N/C

Shipping

Ships **knocked down, FOB Bonduel, WI 54107, freight prepaid.** Freight class 70.

Specifications and prices are subject to change without prior notice.

Ruckus® Activity Table (Delivered Pricing)

1-1/4" Top - 74P Edge

Ruckus® Activity Table (Delivered Pricing)
1-1/4" Top - 74P Edge

	MODEL	A x B x C	MODEL NUMBER Basic Model/ Edge Style	Edge Color	Surface Finish	Base Finish	Base Option	Approx. Packaged Weight	Delivered Pricing	Chrome Upcharge add to list price
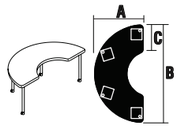 RTEAF	**Fixed Height Kidney Table,29" H** • Casters and glides are interchangeable • Tables are designed for maximum leg spacing • All corners of surface are rounded • Specify casters/glides to wheelbarrow	36 x 72 x 20"	RTEAF367220	□□□	□□□	□□	□□□	93.0#	$ 978	$ 67
		36 x 72 x 24"	RTEAF367224	□□□	□□□	□□	□□□	97.0#	984	67
		36 x 83 x 30"	RTEAF368430	□□□	□□□	□□	□□□	105.0#	1195	67
		48 x 72 x 20"	RTEAF487220	□□□	□□□	□□	□□□	125.0#	1082	67
		48 x 72 x 24"	RTEAF487224	□□□	□□□	□□	□□□	127.0#	1088	67
		48 x 84 x 30"	RTEAF488430	□□□	□□□	□□	□□□	140.0#	1282	67
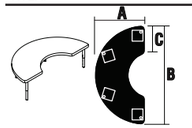 RTEHF	**Floor Height Adjustable Kidney Table,12 to 19" H** • Tables are designed for maximum leg spacing • All corners of surface are rounded • Legs adjust with screws in 1" increments • Legs are factory pre-set at 19"H • Base only available in glides	36 x 72 x 20"	RTEHF367220	□□□	□□□	□□	□□□	89.5#	$ 1036	$ 72
		36 x 72 x 24"	RTEHF367224	□□□	□□□	□□	□□□	94.5#	1043	72
		36 x 84 x 30"	RTEHF368430	□□□	□□□	□□	□□□	102.5#	1250	72
		48 x 72 x 20"	RTEHF487220	□□□	□□□	□□	□□□	122.5#	1117	72
		48 x 72 x 24"	RTEHF487224	□□□	□□□	□□	□□□	124.5#	1122	72
		48 x 84 x 30"	RTEHF488430	□□□	□□□	□□	□□□	137.5#	1309	72
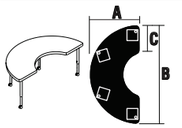 RTEEF	**Sit Height Adjustable Kidney Table,20 to 33" H** • Casters and glides are interchangeable • Tables are designed for maximum leg spacing • All corners of surface are rounded • Specify casters/glides to wheelbarrow • Legs adjust with screws in 1" increments • Legs are factory pre-set at 29"H	36 x 72 x 20"	RTEEF367220	□□□	□□□	□□	□□□	95.0#	$ 1040	$ 74
		36 x 72 x 24"	RTEEF367224	□□□	□□□	□□	□□□	99.0#	1046	74
		36 x 83 x 30"	RTEEF368430	□□□	□□□	□□	□□□	107.0#	1253	74
		48 x 72 x 20"	RTEEF487220	□□□	□□□	□□	□□□	127.0#	1120	74
		48 x 72 x 24"	RTEEF487224	□□□	□□□	□□	□□□	129.0#	1126	74
		48 x 84 x 30"	RTEEF488430	□□□	□□□	□□	□□□	142.0#	1313	74
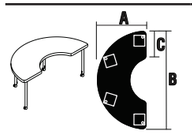 RTEFF	**Sit-Stand Height Adjustable Kidney Table,29 to 42" H** • Casters and glides are interchangeable • Tables are designed for maximum leg spacing • All corners of surface are rounded • Specify casters/glides to wheelbarrow • Legs adjust with screws in 1" increments • Legs are factory pre-set at 29"H	36 x 72 x 20"	RTEFF367220	□□□	□□□	□□	□□□	99.0#	$ 1062	$ 84
		36 x 72 x 24"	RTEFF367224	□□□	□□□	□□	□□□	103.0#	1056	84
		36 x 83 x 30"	RTEFF368430	□□□	□□□	□□	□□□	111.0#	1270	84
		48 x 72 x 20"	RTEFF487220	□□□	□□□	□□	□□□	131.0#	1138	84
		48 x 72 x 24"	RTEFF487224	□□□	□□□	□□	□□□	133.0#	1145	84
		48 x 84 x 30"	RTEFF488430	□□□	□□□	□□	□□□	146.0#	1332	84
				Ⓑ	Ⓒ	Ⓓ	Ⓔ			

HOW TO ORDER

Indicate the following information on order form:
1. Quantity of each item.
2. Model number, including options. See "How To Build a Model Number".
3. Any special service required.

Note: • The □ indicates that a choice is required.
- The absence of the □ indicates that no choice is required.
- Alpha-numeric characters in place of □ indicate that no other alternatives are available.

HOW TO BUILD A MODEL NUMBER

Ⓐ Select basic model/edge style.
- **74P** - 1-1/4" laminate top w/74P edge band

Ⓑ Select edge color.
Refer to the **Product Color Options** page in this price list.

Ⓒ Select surface finish.
Refer to the **Product Color Options** page in this price list.

Ⓓ Select base finish.
Refer to the **Product Color Options** page in this price list.

Ⓔ Select base option.
- **CCC** - Casters
- **BCF** - Casters/felt glides
- **BCN** - Casters/nylon glides
- **GFT** - Felt glides
- **GNY** - Nylon glides

Base options for Floor Height Adjustable are ONLY Felt glides - GFT and Nylon glides - GNY

FINISH INFORMATION

Additional Laminate Offering

Additional laminates beyond KI standard offering, are available with two weeks extended leadtime. To specify additional laminates, use these designators followed by the supplier's color/pattern code:

Formica - LF/supplier's color pattern code
Nevamar - LN/supplier's color pattern code
Wilsonart - LW/supplier's color pattern code

KI's standard finish is the supplier's recommended finish for that color/pattern. Note: Nonstandard laminates from these suppliers (example: textured laminates), require an upcharge and additional leadtime.
Contact KI.

SPECIAL SERVICES

Special Carton Marking

With specially marked information N/C

Shipping

Ships **knocked down, FOB Bonduel, WI 54107, freight prepaid.** Freight class 70.

Specifications and prices are subject to change without prior notice.

Ruckus® Activity Table (Delivered Pricing)

1-1/4" Top - 74P Edge

Ruckus® Activity Table (Delivered Pricing)
1-1/4" Top - 74P Edge

	MODEL	A x B x C	MODEL NUMBER: Basic Model/ Edge Style	Edge Color	Surface Finish	Base Finish	Base Option	Approx. Packaged Weight	Delivered Pricing	Chrome Upcharge add to list price
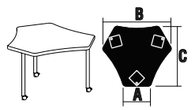 RTEAG	**Fixed Height 3-Leg Sprocket Table,29" H** • Casters and glides are interchangeable • Tables are designed for maximum leg spacing • All corners of surface are rounded • Specify casters/glides to wheelbarrow • 3-Leg is primarily a 3-person table	20 x 51 x 45"	RTEAG20	□□□	□□□	□□	□□□	80.0#	$ 800	$ 50
		24 x 53 x 46"	RTEAG24	□□□	□□□	□□	□□□	86.0#	805	50
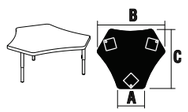 RTEHG	**Floor Height Adjustable 3-Leg Sprocket table,12 to 19" H** • Tables are designed for maximum leg spacing • All corners of surface are rounded • Legs adjust with screws in 1" increments • Legs are factory pre-set at 19"H • 3-Leg is primarily a 3-person table • Base only available in glides	20 x 51 x 45"	RTEHG20	□□□	□□□	□□	□□□	78.2#	$ 842	$ 52
		24 x 53 x 46"	RTEHG24	□□□	□□□	□□	□□□	84.2#	849	52
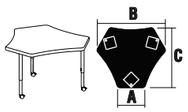 RTEEG	**Sit Height Adjustable 3-Leg Sprocket Table,20 to 33" H** • Casters and glides are interchangeable • Tables are designed for maximum leg spacing • All corners of surface are rounded • Specify casters/glides to wheelbarrow • Legs adjust with screws in 1" increments • Legs are factory pre-set at 29"H • 3-Leg is primarily a 3-person table	20 x 51 x 45"	RTEEG20	□□□	□□□	□□	□□□	81.5#	$ 846	$ 55
		24 x 53 x 46"	RTEEG24	□□□	□□□	□□	□□□	87.5#	852	55
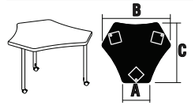 RTEFG	**Sit-Stand Height Adjustable 3-Leg Sprocket Table,29 to 42" H** • Casters and glides are interchangeable • Tables are designed for maximum leg spacing • All corners of surface are rounded • Specify casters/glides to wheelbarrow • Legs adjust with screws in 1" increments • Legs are factory pre-set at 29"H • 3-Leg is primarily a 3-person table	20 x 51 x 45"	RTEFG20	□□□	□□□	□□	□□□	84.5#	$ 857	$ 65
		24 x 53 x 46"	RTEFG24	□□□	□□□	□□	□□□	90.5#	865	65
				Ⓐ	Ⓑ	Ⓒ	Ⓓ	Ⓔ		

HOW TO ORDER

Indicate the following information on order form:
1. Quantity of each item.
2. Model number, including options. See "How To Build a Model Number".
3. Any special service required.

Note: • The □ indicates that a choice is required.
- The absence of the □ indicates that no choice is required.
- Alpha-numeric characters in place of □ indicate that no other alternatives are available.

HOW TO BUILD A MODEL NUMBER

Ⓐ Select basic model/edge style.
- **74P** - 1-1/4" laminate top w/74P edge band

Ⓑ Select edge color.
Refer to the **Product Color Options** page in this price list.

Ⓒ Select surface finish.
Refer to the **Product Color Options** page in this price list.

Ⓓ Select base finish.
Refer to the **Product Color Options** page in this price list.

Ⓔ Select base option.
- **CCC** - Casters
- **BCF** - Casters/felt glides
- **BCN** - Casters/nylon glides
- **GFT** - Felt glides
- **GNY** - Nylon glides

Base options for Floor Height Adjustable are ONLY Felt glides - GFT and Nylon glides - GNY

FINISH INFORMATION

Additional Laminate Offering

Additional laminates beyond KI standard offering, are available with two weeks extended leadtime. To specify additional laminates, use these designators followed by the supplier's color/pattern code:

Formica - LF/supplier's color pattern code
Nevamar - LN/supplier's color pattern code
Wilsonart - LW/supplier's color pattern code

KI's standard finish is the supplier's recommended finish for that color/pattern. Note: Nonstandard laminates from these suppliers (example: textured laminates), require an upcharge and additional leadtime.
Contact KI.

SPECIAL SERVICES

Special Carton Marking

With specially marked information N/C

Shipping

Ships **knocked down, FOB Bonduel, WI 54107, freight prepaid.** Freight class 70.

Specifications and prices are subject to change without prior notice.

Ruckus® Activity Table (Delivered Pricing)

1-1/4" Top - 74P Edge

Ruckus® Activity Table (Delivered Pricing)
1-1/4" Top - 74P Edge

	MODEL	A x B x C	MODEL NUMBER: Basic Model/ Edge Style	Edge Color	Surface Finish	Base Finish	Base Option	Approx. Packaged Weight	Delivered Pricing	Chrome Upcharge add to list price
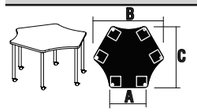 RTEAG	**Fixed Height 6-Leg Sprocket Table,29" H** • Casters and glides are interchangeable • Tables are designed for maximum leg spacing • All corners of surface are rounded • Specify casters/glides to wheelbarrow • 6-Leg can accommodate up to 6 people	30 x 55 x 48"	RTEAG30	□□□	□□□	□□	□□□	118.0#	$ 1045	$ 101
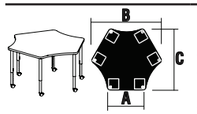 RTEEG	**Sit Height Adjustable 6-Leg Sprocket Table,20 to 33" H** • Casters and glides are interchangeable • Tables are designed for maximum leg spacing • All corners of surface are rounded • Specify casters/glides to wheelbarrow • Legs adjust with screws in 1" increments • Legs are factory pre-set at 29"H • 6-Leg can accommodate up to 6 people	30 x 55 x 48"	RTEEG30	□□□	□□□	□□	□□□	121.0#	$ 1144	$ 111
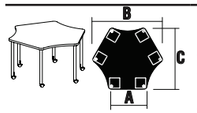 RTEFG	**Sit-Stand Height Adjustable 6-Leg Sprocket Table,29 to 42" H** • Casters and glides are interchangeable • Tables are designed for maximum leg spacing • All corners of surface are rounded • Specify casters/glides to wheelbarrow • Legs adjust with screws in 1" increments • Legs are factory pre-set at 29"H • 6-Leg can accommodate up to 6 people	30 x 55 x 48"	RTEFG30	□□□	□□□	□□	□□□	127.0#	$ 1168	$ 128

Ⓐ Ⓑ Ⓒ Ⓓ Ⓔ

HOW TO ORDER

Indicate the following information on order form:
1. Quantity of each item.
2. Model number, including options. See "How To Build a Model Number".
3. Any special service required.

Note: • The □ indicates that a choice is required.
- The absence of the □ indicates that no choice is required.
- Alpha-numeric characters in place of □ indicate that no other alternatives are available.

HOW TO BUILD A MODEL NUMBER

Ⓐ Select basic model/edge style.

74P	- 1-1/4" laminate top w/74P edge band

Ⓑ Select edge color.
Refer to the **Product Color Options** page in this price list.

Ⓒ Select surface finish.
Refer to the **Product Color Options** page in this price list.

Ⓓ Select base finish.
Refer to the **Product Color Options** page in this price list.

Ⓔ Select base option.

CCC	- Casters
BCF	- Casters/felt glides
BCN	- Casters/nylon glides
GFT	- Felt glides
GNY	- Nylon glides

FINISH INFORMATION

Additional Laminate Offering

Additional laminates beyond KI standard offering, are available with two weeks extended leadtime. To specify additional laminates, use these designators followed by the supplier's color/pattern code:

Formica - LF/supplier's color pattern code
Nevamar - LN/supplier's color pattern code
Wilsonart - LW/supplier's color pattern code

KI's standard finish is the supplier's recommended finish for that color/pattern. Note: Nonstandard laminates from these suppliers (example: textured laminates), require an upcharge and additional leadtime.
Contact KI.

SPECIAL SERVICES

Special Carton Marking

With specially marked information	N/C

Shipping

Ships **knocked down, FOB Bonduel, WI 54107, freight prepaid.** Freight class 70.

Specifications and prices are subject to change without prior notice.

Ruckus® Activity Table (Delivered Pricing)

1-1/4" Top - 74P Edge

Ruckus® Activity Table (Delivered Pricing)
1-1/4" Top - 74P Edge

	MODEL	A x B x C	MODEL NUMBER: Basic Model/ Edge Style	Edge Color	Surface Finish	Base Finish	Base Option	Approx. Packaged Weight	Delivered Pricing	Chrome Upcharge add to list price
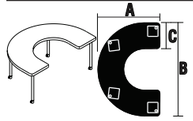 RTEAH	**Fixed Height Horseshoe Table,29" H** • Casters and glides are interchangeable • Tables are designed for maximum leg spacing • All corners of surface are rounded • Specify casters/glides to wheelbarrow	48 x 72 x 20"	RTEAH487220	□□□	□□□	□□	□□□	107.0#	$ 1158	$ 67
		48 x 80 x 24"	RTEAH488024	□□□	□□□	□□	□□□	120.0#	1359	67
		48 x 92 x 30"	RTEAH489230	□□□	□□□	□□	□□□	139.0#	1365	67
		60 x 66 x 20"	RTEAH606620	□□□	□□□	□□	□□□	121.0#	1219	67
		60 x 72 x 24"	RTEAH607224	□□□	□□□	□□	□□□	138.0#	1238	67
		60 x 86 x 30"	RTEAH608630	□□□	□□□	□□	□□□	161.0#	1419	67
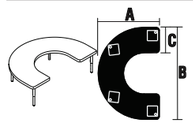 RTEHH	**Floor Height Adjustable Horseshoe Table,12 to 19" H** • Tables are designed for maximum leg spacing • All corners of surface are rounded • Legs adjust with screws in 1" increments • Legs are factory pre-set at 19"H • Base only available in glides	48 x 72 x 20"	RTEHH487220	□□□	□□□	□□	□□□	104.5#	$ 1219	$ 72
		48 x 80 x 24"	RTEHH488024	□□□	□□□	□□	□□□	117.5#	1415	72
		48 x 92 x 30"	RTEHH489230	□□□	□□□	□□	□□□	136.5#	1416	72
		60 x 66 x 20"	RTEHH606620	□□□	□□□	□□	□□□	118.5#	1281	72
		60 x 72 x 24"	RTEHH607224	□□□	□□□	□□	□□□	135.5#	1300	72
		60 x 86 x 30"	RTEHH608630	□□□	□□□	□□	□□□	158.5#	1478	72
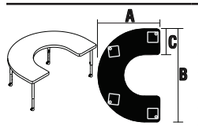 RTEEH	**Sit Height Adjustable Horseshoe Table,20 to 33" H** • Casters and glides are interchangeable • Tables are designed for maximum leg spacing • All corners of surface are rounded • Specify casters/glides to wheelbarrow • Legs adjust with screws in 1" increments • Legs are factory pre-set at 29"H	48 x 72 x 20"	RTEEH487220	□□□	□□□	□□	□□□	109.0#	$ 1222	$ 74
		48 x 80 x 24"	RTEEH488024	□□□	□□□	□□	□□□	122.0#	1419	74
		48 x 92 x 30"	RTEEH489230	□□□	□□□	□□	□□□	141.0#	1419	74
		60 x 66 x 20"	RTEEH606620	□□□	□□□	□□	□□□	123.0#	1285	74
		60 x 72 x 24"	RTEEH607224	□□□	□□□	□□	□□□	140.0#	1304	74
		60 x 86 x 30"	RTEEH608630	□□□	□□□	□□	□□□	163.0#	1482	74
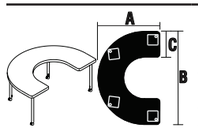 RTEFH	**Sit-Stand Height Adjustable Horseshoe Table,29 to 42" H** • Casters and glides are interchangeable • Tables are designed for maximum leg spacing • All corners of surface are rounded • Specify casters/glides to wheelbarrow • Legs adjust with screws in 1" increments • Legs are factory pre-set at 29"H	48 x 72 x 20"	RTEFH487220	□□□	□□□	□□	□□□	113.0#	$ 1236	$ 84
		48 x 80 x 24"	RTEFH488024	□□□	□□□	□□	□□□	126.0#	1435	84
		48 x 92 x 30"	RTEFH489230	□□□	□□□	□□	□□□	145.0#	1435	84
		60 x 66 x 20"	RTEFH606620	□□□	□□□	□□	□□□	127.0#	1300	84
		60 x 72 x 24"	RTEFH607224	□□□	□□□	□□	□□□	144.0#	1320	84
		60 x 86 x 30"	RTEFH608630	□□□	□□□	□□	□□□	167.0#	1497	84
				Ⓑ	Ⓒ	Ⓓ	Ⓔ			

HOW TO ORDER

Indicate the following information on order form:
1. Quantity of each item.
2. Model number, including options. See "How To Build a Model Number".
3. Any special service required.

Note: • The □ indicates that a choice is required.
- The absence of the □ indicates that no choice is required.
- Alpha-numeric characters in place of □ indicate that no other alternatives are available.

HOW TO BUILD A MODEL NUMBER

ONLY Felt glides - GFT and Nylon glides - GNY

Ⓐ Select basic model/edge style.
- **74P** - 1-1/4" laminate top w/74P edge band

Ⓑ Select edge color.
Refer to the **Product Color Options** page in this price list.

Ⓒ Select surface finish.
Refer to the **Product Color Options** page in this price list.

Ⓓ Select base finish.
Refer to the **Product Color Options** page in this price list.

Ⓔ Select base option.
- **CCC** - Casters
- **BCF** - Casters/felt glides
- **BCN** - Casters/nylon glides
- **GFT** - Felt glides
- **GNY** - Nylon glides

Base options for Floor Height Adjustable are

FINISH INFORMATION

Additional Laminate Offering

Additional laminates beyond KI standard offering, are available with two weeks extended leadtime. To specify additional laminates, use these designators followed by the supplier's color/pattern code:

Formica - LF/supplier's color pattern code
Nevamar - LN/supplier's color pattern code
Wilsonart - LW/supplier's color pattern code

KI's standard finish is the supplier's recommended finish for that color/pattern. Note: Nonstandard laminates from these suppliers (example: textured laminates), require an upcharge and additional leadtime.
Contact KI.

SPECIAL SERVICES

Special Carton Marking

With specially marked information N/C

Shipping

Ships **knocked down, FOB Bonduel, WI 54107, freight prepaid.** Freight class 70.

Specifications and prices are subject to change without prior notice.

Ruckus® Activity Table (Delivered Pricing)

1-1/4" Top - 74P Edge

Ruckus® Activity Table (Delivered Pricing)
1-1/4" Top - 74P Edge

	MODEL	Features	A x B	MODEL NUMBER: Basic Model/ Edge Style	Edge Color	Surface Finish	Base Finish	Base Option	Approx. Packaged Weight	Delivered Pricing	Chrome Upcharge add to list price
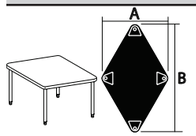 RTEAJ	**Fixed Height Kite Table,29" H** • Casters and glides are interchangeable • Tables are designed for maximum leg spacing • All corners of surface are rounded • Specify casters/glides to wheelbarrow • 3 Tables combine to form a hexagon	Small	35 x 57"	RTEAJ34-74P	□□□	□□□	□□	□□□	47.0#	$ 759	$ 67
		Large	40 x 66"	RTEAJ39-74P	□□□	□□□	□□	□□□	55.0#	866	67
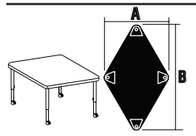 RTEEJ	**Sit Height Adjustable Kite Table,20 to 33" H** • Casters and glides are interchangeable • Tables are designed for maximum leg spacing • All corners of surface are rounded • Specify casters/glides to wheelbarrow • Legs adjust with screws in 1" increments • Legs are factory pre-set at 29"H • 3 Tables combine to form a hexagon	Small	35 x 57"	RTEEJ34-74P	□□□	□□□	□□	□□□	49.0#	$ 804	$ 74
		Large	40 x 66"	RTEEJ39-74P	□□□	□□□	□□	□□□	57.0#	908	74
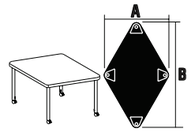 RTEFJ	**Sit-Stand Height Adjustable Kite Table,29 to 42" H** • Casters and glides are interchangeable • Tables are designed for maximum leg spacing • All corners of surface are rounded • Specify casters/glides to wheelbarrow • Legs adjust with screws in 1" increments • Legs are factory pre-set at 29"H • 3 Tables combine to form a hexagon	Small	35 x 57"	RTEFJ34-74P	□□□	□□□	□□	□□□	53.0#	$ 862	$ 84
		Large	40 x 66"	RTEFJ39-74P	□□□	□□□	□□	□□□	61.0#	969	84

Ⓐ Ⓑ Ⓒ Ⓓ Ⓔ

HOW TO ORDER

Indicate the following information on order form:
1. Quantity of each item.
2. Model number, including options. See "How To Build a Model Number".
3. Any special service required.

Note: • The □ indicates that a choice is required.
- The absence of the □ indicates that no choice is required.
- Alpha-numeric characters in place of □ indicate that no other alternatives are available.

HOW TO BUILD A MODEL NUMBER

Ⓐ Select basic model/edge style.

74P	- 1-1/4" laminate top w/74P edge band

Ⓑ Select edge color.
Refer to the **Product Color Options** page in this price list.

Ⓒ Select surface finish.
Refer to the **Product Color Options** page in this price list.

Ⓓ Select base finish.
Refer to the **Product Color Options** page in this price list.

Ⓔ Select base option.

CCC	- Casters
BCF	- Casters/felt glides
BCN	- Casters/nylon glides
GFT	- Felt glides
GNY	- Nylon glides

FINISH INFORMATION

Additional Laminate Offering

Additional laminates beyond KI standard offering, are available with two weeks extended leadtime. To specify additional laminates, use these designators followed by the supplier's color/pattern code:

Formica - LF/supplier's color pattern code
Nevamar - LN/supplier's color pattern code
Wilsonart - LW/supplier's color pattern code

KI's standard finish is the supplier's recommended finish for that color/pattern. Note: Nonstandard laminates from these suppliers (example: textured laminates), require an upcharge and additional leadtime.
Contact KI.

SPECIAL SERVICES

Special Carton Marking

With specially marked information N/C

Shipping

Ships **knocked down, FOB Bonduel, WI 54107, freight prepaid.** Freight class 70.

Specifications and prices are subject to change without prior notice.

Ruckus® Activity Table (Delivered Pricing)

1-1/4" Top - 74P Edge

Ruckus® Activity Table (Delivered Pricing)
1-1/4" Top - 74P Edge

	MODEL	A	MODEL NUMBER Basic Model/ Edge Style	Edge Color	Surface Finish	Base Finish	Base Option	Approx. Packaged Weight	Delivered Pricing	Chrome Upcharge add to list price
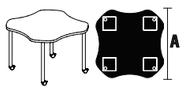 RTEAY	**Fixed Height Clover Table,29" H** • Casters and glides are interchangeable • Tables are designed for maximum leg spacing • All corners of surface are rounded • Specify casters/glides to wheelbarrow	48"	RTEAY48	□□□	□□□	□□	□□□	0.0#	$ 709	$ 67
		54"	RTEAY54	□□□	□□□	□□	□□□	0.0#	747	67
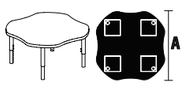 RTEHY	**Floor Height Adjustable Clover Table,12 to 19" H** • Tables are designed for maximum leg spacing • All corners of surface are rounded • Legs adjust with screws in 1" increments • Legs are factory pre-set at 19"H • Base only available in glides	39"	RTEHY39	□□□	□□□	□□	□□□	0.0#	$ 692	$ 72
		48"	RTEHY48	□□□	□□□	□□	□□□	0.0#	763	72
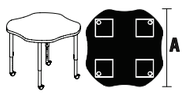 RTEEY	**Sit Height Adjustable Clover Table,20 to 33" H** • Casters and glides are interchangeable • Tables are designed for maximum leg spacing • All corners of surface are rounded • Specify casters/glides to wheelbarrow • Legs adjust with screws in 1" increments • Legs are factory pre-set at 29"H	39"	RTEEY39	□□□	□□□	□□	□□□	0.0#	$ 696	$ 74
		48"	RTEEY48	□□□	□□□	□□	□□□	0.0#	766	74
		54"	RTEEY54	□□□	□□□	□□	□□□	0.0#	809	74
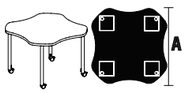 RTEFY	**Sit-Stand Height Adjustable Clover Table,29 to 42" H** • Casters and glides are interchangeable • Tables are designed for maximum leg spacing • All corners of surface are rounded • Specify casters/glides to wheelbarrow • Legs adjust with screws in 1" increments • Legs are factory pre-set at 29"H	48"	RTEFY48	□□□	□□□	□□	□□□	0.0#	$ 791	$ 84
		54"	RTEFY54	□□□	□□□	□□	□□□	0.0#	834	84
				Ⓑ	Ⓒ	Ⓓ	Ⓔ			

HOW TO ORDER

Indicate the following information on order form:
1. Quantity of each item.
2. Model number, including options. See "How To Build a Model Number".
3. Any special service required.

Note: • The □ indicates that a choice is required.
- The absence of the □ indicates that no choice is required.
- Alpha-numeric characters in place of □ indicate that no other alternatives are available.

HOW TO BUILD A MODEL NUMBER

ONLY Felt glides - GFT and Nylon glides - GNY

Ⓐ Select basic model/edge style.

74P	- 1-1/4" laminate top w/74P edge band

Ⓑ Select edge color.
Refer to the **Product Color Options** page in this price list.

Ⓒ Select surface finish.
Refer to the **Product Color Options** page in this price list.

Ⓓ Select base finish.
Refer to the **Product Color Options** page in this price list.

Ⓔ Select base option.

CCC	- Casters
BCF	- Casters/felt glides
BCN	- Casters/nylon glides
GFT	- Felt glides
GNY	- Nylon glides

Base options for Floor Height Adjustable are

FINISH INFORMATION

Additional Laminate Offering

Additional laminates beyond KI standard offering, are available with two weeks extended leadtime. To specify additional laminates, use these designators followed by the supplier's color/pattern code:

Formica - LF/supplier's color pattern code
Nevamar - LN/supplier's color pattern code
Wilsonart - LW/supplier's color pattern code

KI's standard laminate finish is the supplier's recommended finish for that color/pattern.
Note: Nonstandard laminates from these suppliers (example: textured laminates) require a Product Modification Request.
Contact customer service for details.

SPECIAL SERVICES

Special Carton Marking

With specially marked information	N/C

Shipping

Ships **knocked down, FOB Bonduel, WI 54107, freight prepaid.** Freight class 70.

Specifications and prices are subject to change without prior notice.

Ruckus® Activity Table (Delivered Pricing)

Accessories

Ruckus® Activity Table (Delivered Pricing)
Accessories

	MODEL	MODEL NUMBER Basic Model	Approx. Packaged Weight	Delivered Pricing
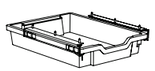 RKAU	**Removable Tote Storage Kit, with 3" Tote (for Ruckus desk & tables only)** • Mounting brackets are Starlight Silver Metallic	RKUSRT1	3.0#	$ 65
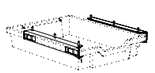 RKAU	**Removable Tote Storage Rail Only Kit (for Ruckus desk & tables only)** • Mounting brackets are Starlight Silver Metallic	RKUSRTRO1	0.8#	$ 40

Ⓐ

HOW TO ORDER

Indicate the following information on order form:
1. Quantity of each item.
2. Model number, including options. See "How To Build a Model Number".
3. Any special service required.

Note: • The ☐ indicates that a choice is required.
- The absence of the ☐ indicates that no choice is required.
- Alpha-numeric characters in place of ☐ indicate that no other alternatives are available.

HOW TO BUILD A MODEL NUMBER

Ⓐ Select basic model.

SPECIAL SERVICES

Special Carton Marking

With specially marked information N/C

Shipping

Ships **assembled, FOB Bonduel, WI 54107, freight prepaid.** Freight class 70.

Specifications and prices are subject to change without prior notice.

Ruckus® Worktable (Delivered Pricing)

Ruckus® Worktable (Delivered Pricing)

	D x W x H	MODEL NUMBER Basic Model	Power Option	Power Module Color	Book Bag Hook	Base Color	Top Color	Edge Color	Door Color	Pull Option	Lock Option	Lock Color	Approx. Packaged Weight	1-1/4" Laminate Top with 74P Edge (74P)	1" Phenolic Resin Top (RNT)	1-3/4" Butcher Block Wood Top (WBB)	WPA1 Power Option	WPB1 Power Option
 RCWT **Single-Faced 2x2 Cubby Storage, Open** • Toolless removable worksurface • Worksurface dimensions: 30x54 • Storage base dimensions: 18x30 • Unit ships partially assembled, casters and worksurface are field installed • Shown with optional power module WPA1 • Cubby spaces 14"Hx13.5"Wx17"D	30x54x36	RCWT305436COP-74P	□□□□	□□	□□	□□	□□□	□□□					134.7#	$ 1686	N/A	N/A	$ 514	$ 637
	30x54x35-3/4	RCWT305436COP-RNT	□□□□	□□	□□	□□	□□□						162.3#	N/A	2670	N/A	542	663
	30x54x36-1/2	RCWT305436COP-WBB	□□□□	□□	□□	□□	□□□						160.1#	N/A	N/A	3023	601	720
 RCWT **Single-Faced 2x2 Cubby Storage, With Doors** • Toolless removable worksurface • Worksurface dimensions: 30x54 • Storage base dimensions: 18x30 • Unit ships partially assembled, casters and worksurface are field installed • Shown with optional power module WPA1 • Cubby spaces 14"Hx13.5"Wx17"D • Secure locking doors	30x54x36	RCWT305436CDR-74P	□□□□	□□	□□	□□	□□□	□□□	□□□	□□	□□□	□□□	145.7#	$ 2019	N/A	N/A	$ 514	$ 637
	30x54x35-3/4	RCWT305436CDR-RNT	□□□□	□□	□□	□□	□□□		□□□	□□	□□□	□□□	173.3#	N/A	2933	N/A	542	663
	30x54x36-1/2	RCWT305436CDR-WBB	□□□□	□□	□□	□□	□□□		□□□	□□	□□□	□□□	171.1#	N/A	N/A	3283	601	720

Ⓐ Ⓑ Ⓒ Ⓓ Ⓔ Ⓕ Ⓖ Ⓗ Ⓘ Ⓙ Ⓚ

HOW TO ORDER

Indicate the following information on order form:
1. Quantity of each item.
2. Model number, including options. See "How To Build a Model Number".
3. Any special service required.

Note: • The □ indicates that a choice is required.
- The absence of the □ indicates that no choice is required.
- Alpha-numeric characters in place of □ indicate that no other alternatives are available.

HOW TO BUILD A MODEL NUMBER

Ⓐ Select basic model.

Ⓑ Select power option.

NP	- No power
WPA1	- One above-surface module w/ USB-A/C w/wire mgmt (10ft cord)
WPB1	- One above-surface module w/ USB-A & Qi wireless charge w/wire mgmt (10ft cord)

See upcharge column for pricing.

Ⓒ Select power module color.

P1	- Black
P2	- Cool Grey

Ⓓ Select book bag hooks.

NB	- No book bag hook
BH	- Two book bag hooks (chrome); add $18

Ⓔ Select base color.
Refer to the **Product Color Options** page in this price list.

Ⓕ Select top color.
Refer to the **Product Color Options** page in this price list.

Ⓖ Select edge color.
Refer to the **Product Color Options** page in this price list.

Ⓗ Select door color.
Refer to the **Product Color Options** page in this price list.

Ⓘ Select door pull.

S6	- Beveled pull Black
S5	- Beveled pull Satin Chrome

Ⓙ Select lock option.

KS	- Key standard
NLC	- No lock core
KA	- Key alike

Ⓚ Select lock color.
Refer to the **Product Color Options** page in this price list.

SPECIAL SERVICES

Special Carton Marking

With specially marked information	N/C

Shipping

Ships **partially assembled, FOB Pembroke, ON K8A 0E1, freight prepaid.** Freight class 100.

Specifications and prices are subject to change without prior notice.

Ruckus® Worktable (Delivered Pricing)

Ruckus® Worktable (Delivered Pricing)

	D x W x H	MODEL NUMBER Basic Model	Power Option	Power Module Color	Book Bag Hook	Base Color	Top Color	Edge Color	Door Color	Pull Option	Lock Option	Lock Color	Approx. Packaged Weight	1-1/4" Laminate Top with 74P Edge (74P)	1" Phenolic Resin Top (RNT)	1-3/4" Butcher Block Wood Top (WBB)	WPA1 Power Option	WPB1 Power Option
 RCWT **Single-Faced Tote Storage, (6) 6" & (2) 3" Totes, Open** • Toolless removable worksurface • Worksurface dimensions: 30x54 • Storage base dimensions: 18x30 • Unit ships partially assembled, casters and worksurface are field installed • Shown with optional power module WPA1 • Totes included are translucent with no lid	30x54x36	RCWT305436TOP-74P	□□□□	□□	□□	□□	□□□	□□□					144.9#	$ 1840	N/A	N/A	$ 514	$ 637
	30x54x35-3/4	RCWT305436TOP-RNT	□□□□	□□	□□	□□	□□□						172.5#	N/A	2783	N/A	542	663
	30x54x36-1/2	RCWT305436TOP-WBB	□□□□	□□	□□	□□	□□□						170.3#	N/A	N/A	3173	601	720
 RCWT **Single-Faced Tote Storage, (6) 6" & (2) 3" Totes, With Doors** • Toolless removable worksurface • Worksurface dimensions: 30x54 • Storage base dimensions: 18x30 • Unit ships partially assembled, casters and worksurface are field installed • Shown with optional power module WPA1 • Totes included are translucent with no lid • Secure locking doors	30x54x36	RCWT305436TDR-74P	□□□□	□□	□□	□□	□□□	□□□	□□□	□□	□□□	□□□	155.9#	$ 2156	N/A	N/A	$ 514	$ 637
	30x54x35-3/4	RCWT305436TDR-RNT	□□□□	□□	□□	□□	□□□		□□□	□□	□□□	□□□	183.5#	N/A	3061	N/A	542	663
	30x54x36-1/2	RCWT305436TDR-WBB	□□□□	□□	□□	□□	□□□		□□□	□□	□□□	□□□	181.3#	N/A	N/A	3454	601	720

Ⓐ Ⓑ Ⓒ Ⓓ Ⓔ Ⓕ Ⓖ Ⓗ Ⓘ Ⓙ Ⓚ

HOW TO ORDER

Indicate the following information on order form:
1. Quantity of each item.
2. Model number, including options. See "How To Build a Model Number".
3. Any special service required.

Note: • The □ indicates that a choice is required.
• The absence of the □ indicates that no choice is required.
• Alpha-numeric characters in place of □ indicate that no other alternatives are available.

HOW TO BUILD A MODEL NUMBER

Ⓐ Select basic model.

Ⓑ Select power option.

NP	- No power
WPA1	- One above-surface module w/ USB-A/C w/wire mgmt (10ft cord)
WPB1	- One above-surface module w/ USB-A & Qi wireless charge w/wire mgmt (10ft cord)

See upcharge column for pricing.

Ⓒ Select power module color.

P1	- Black
P2	- Cool Grey

Ⓓ Select book bag hooks.

NB	- No book bag hook
BH	- Two book bag hooks (chrome); add $18

Ⓔ Select base color.
Refer to the **Product Color Options** page in this price list.

Ⓕ Select top color.
Refer to the **Product Color Options** page in this price list.

Ⓖ Select edge color.
Refer to the **Product Color Options** page in this price list.

Ⓗ Select door color.
Refer to the **Product Color Options** page in this price list.

Ⓘ Select door pull.

S6	- Beveled pull Black
S5	- Beveled pull Satin Chrome

Ⓙ Select lock option.

KS	- Key standard
NLC	- No lock core
KA	- Key alike

Ⓚ Select lock color.
Refer to the **Product Color Options** page in this price list.

SPECIAL SERVICES

Special Carton Marking

With specially marked information	N/C

Shipping

Ships **partially assembled, FOB Pembroke, ON K8A 0E1, freight prepaid.** Freight class 100.

Specifications and prices are subject to change without prior notice.

Ruckus® Worktable (Delivered Pricing)

Ruckus® Worktable (Delivered Pricing)

	D x W x H	MODEL NUMBER Basic Model	Power Option	Power Module Color	Book Bag Hook	Base Color	Top Color	Edge Color	Door Color	Pull Option	Lock Option	Lock Color	Approx. Packaged Weight	1-1/4" Laminate Top with 74P Edge (74P)	1" Phenolic Resin Top (RNT)	1-3/4" Butcher Block Wood Top (WBB)	WPC2 Power Option
 RCWT **Double-faced 2x2 Cubby Storage, Open** • Toolless removable worksurface to ease relocation • Worksurface dimensions: 48x54 • Storage base dimensions: 36x30 • Unit ships partially assembled, casters and worksurface are field installed • Shown with optional power modules WPC2 • Cubby spaces 14"Hx13.5"Wx17"D	48x54x36	RCWT485436COP-74P	□□□□	□□	□□	□□	□□□	□□□					249.7#	$ 2874	N/A	N/A	$ 839
	48x54x35-3/4	RCWT485436COP-RNT	□□□□	□□	□□	□□	□□□						293.0#	N/A	4086	N/A	839
	48x54x36-1/2	RCWT485436COP-WBB	□□□□	□□	□□	□□	□□□						290.0#	N/A	N/A	4685	839
 RCWT **Double-faced 2x2 Cubby Storage, with Doors** • Toolless removable worksurface to ease relocation • Worksurface dimensions: 48x54 • Storage base dimensions: 36x30 • Unit ships partially assembled, casters and worksurface are field installed • Shown with optional power modules WPC2 • Cubby spaces 14"Hx13.5"Wx17"D • Secure locking doors	48x54x36	RCWT485436CDR-74P	□□□□	□□	□□	□□	□□□	□□□	□□□	□□	□□□	□□□	271.7#	$ 3306	N/A	N/A	$ 839
	48x54x35-3/4	RCWT485436CDR-RNT	□□□□	□□	□□	□□	□□□		□□□	□□	□□□	□□□	315.0#	N/A	4520	N/A	839
	48x54x36-1/2	RCWT485436CDR-WBB	□□□□	□□	□□	□□	□□□		□□□	□□	□□□	□□□	312.0#	N/A	N/A	5198	839

Ⓐ Ⓑ Ⓒ Ⓓ Ⓔ Ⓕ Ⓖ Ⓗ Ⓘ Ⓙ Ⓚ

HOW TO ORDER

Indicate the following information on order form:
1. Quantity of each item.
2. Model number, including options. See "How To Build a Model Number".
3. Any special service required.

Note: • The □ indicates that a choice is required.
- The absence of the □ indicates that no choice is required.
- Alpha-numeric characters in place of □ indicate that no other alternatives are available.

HOW TO BUILD A MODEL NUMBER

Ⓐ Select basic model.

Ⓑ Select power option.

NP	- No power
WPC2	- Two under-surface modules w/ USB-A/C and wire mgmt (10ft cords)

See upcharge column for pricing.

Ⓒ Select power module color.

P1	- Black
P2	- Cool Grey

Ⓓ Select book bag hooks.

NB	- No book bag hook
BH	- Four book bag hooks (chrome); add $37

Ⓔ Select base color.
Refer to the **Product Color Options** page in this price list.

Ⓕ Select top color.
Refer to the **Product Color Options** page in this price list.

Ⓖ Select edge color.
Refer to the **Product Color Options** page in this price list.

Ⓗ Select door color.
Refer to the **Product Color Options** page in this price list.

Ⓘ Select door pull.

S6	- Beveled pull Black
S5	- Beveled pull Satin Chrome

Ⓙ Select lock option.

KS	- Key standard
NLC	- No lock core
KA	- Key alike

Ⓚ Select lock color.
Refer to the **Product Color Options** page in this price list.

SPECIAL SERVICES

Special Carton Marking

With specially marked information	N/C

Shipping

Ships **partially assembled, FOB Pembroke, ON K8A 0E1, freight prepaid.** Freight class 100.

Specifications and prices are subject to change without prior notice.

Ruckus® Worktable (Delivered Pricing)

Ruckus® Worktable (Delivered Pricing)

	D x W x H	MODEL NUMBER Basic Model	Power Option	Power Module Color	Book Bag Hook	Base Color	Top Color	Edge Color	Door Color	Pull Option	Lock Option	Lock Color	Approx. Packaged Weight	1-1/4" Laminate Top with 74P Edge (74P)	1" Phenolic Resin Top (RNT)	1-3/4" Butcher Block Wood Top (WBB)	WPC2 Power Option
 RCWT **Double-faced Tote Storage, (12) 6" & (4) 3" Totes, Open** • Toolless removable worksurface to ease relocation • Worksurface dimensions: 48x54 • Storage base dimensions: 36x30 • Unit ships partially assembled, casters and worksurface are field installed • Shown with optional power modules WPC2 • Totes included are translucent with no lid	48x54x36	RCWT485436TOP-74P	□□□□	□□	□□	□□	□□□	□□□					270.1#	$ 3101	N/A	N/A	$ 839
	48x54x35-3/4	RCWT485436TOP-RNT	□□□□	□□	□□	□□	□□□						313.4#	N/A	4353	N/A	839
	48x54x36-1/2	RCWT485436TOP-WBB	□□□□	□□	□□	□□	□□□						310.4#	N/A	N/A	4975	839
 RCWT **Double-faced Tote Storage, (12) 6" & (4) 3" Totes, With Doors** • Toolless removable worksurface to ease relocation • Worksurface dimensions: 48x54 • Storage base dimensions: 36x30 • Unit ships partially assembled, casters and worksurface are field installed • Shown with optional power modules WPC2 • Totes included are translucent with no lid • Secure locking doors	48x54x36	RCWT485436TDR-74P	□□□□	□□	□□	□□	□□□	□□□	□□□	□□	□□□	□□□	292.1#	$ 3568	N/A	N/A	$ 839
	48x54x35-3/4	RCWT485436TDR-RNT	□□□□	□□	□□	□□	□□□		□□□	□□	□□□	□□□	335.4#	N/A	4807	N/A	839
	48x54x36-1/2	RCWT485436TDR-WBB	□□□□	□□	□□	□□	□□□		□□□	□□	□□□	□□□	332.4#	N/A	N/A	5494	839
		Ⓐ		Ⓑ	Ⓒ	Ⓓ	Ⓔ	Ⓕ	Ⓖ	Ⓗ	Ⓘ	Ⓙ	Ⓚ				

HOW TO ORDER

Indicate the following information on order form:
1. Quantity of each item.
2. Model number, including options. See "How To Build a Model Number".
3. Any special service required.

Note: • The □ indicates that a choice is required.
• The absence of the □ indicates that no choice is required.
• Alpha-numeric characters in place of □ indicate that no other alternatives are available.

HOW TO BUILD A MODEL NUMBER

Ⓐ Select basic model.

Ⓑ Select power option.

NP	- No power
WPC2	- Two under-surface modules w/ USB-A/C and wire mgmt (10ft cords)

See upcharge column for pricing.

Ⓒ Select power module color.

P1	- Black
P2	- Cool Grey

Ⓓ Select book bag hooks.

NB	- No book bag hook
BH	- Four book bag hooks (chrome); add $37

Ⓔ Select base color.
Refer to the **Product Color Options** page in this price list.

Ⓕ Select top color.
Refer to the **Product Color Options** page in this price list.

Ⓖ Select edge color.
Refer to the **Product Color Options** page in this price list.

Ⓗ Select door color.
Refer to the **Product Color Options** page in this price list.

Ⓘ Select door pull.

S6	- Beveled pull Black
S5	- Beveled pull Satin Chrome

Ⓙ Select lock option.

KS	- Key standard
NLC	- No lock core
KA	- Key alike

Ⓚ Select lock color.
Refer to the **Product Color Options** page in this price list.

SPECIAL SERVICES

Special Carton Marking

With specially marked information	N/C

Shipping

Ships **partially assembled, FOB Pembroke, ON K8A 0E1, freight prepaid.** Freight class 100.

Specifications and prices are subject to change without prior notice.

Ruckus® Worktable (Delivered Pricing)

Ruckus® Worktable (Delivered Pricing)

	MODEL	D x W x H	MODEL NUMBER: Basic Model	Power Option	Power Module Color	Book Bag Hook	Base Color	Top Color	Edge Color	Approx. Packaged Weight	1-1/4" Laminate Top with 74P Edge (74P)	1" Phenolic Resin Top (RNT)	1-3/4" Butcher Block Wood Top (WBB)	WPC2 Power Option
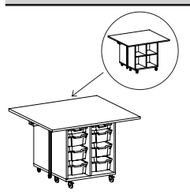 RCWT	**Double-faced 2x2 Cubby & Tote Storage, (6) 6" & (2) 3" Totes, Open** • Toolless removable worksurface to ease relocation • Worksurface dimensions: 48x54 • Storage base dimensions: 36x30 • Unit ships partially assembled, casters and worksurface are field installed • Shown with optional power modules WPC2 • Totes included are translucent with no lid • Cubby spaces 14"Hx13.5"Wx17"D	48x54x36	RCWT485436CTOP-74P	□□□□	□□	□□	□□	□□□	□□□	259.9#	$ 3024	N/A	N/A	$ 839
		48x54x35-3/4	RCWT485436CTOP-RNT	□□□□	□□	□□	□□	□□□		303.2#	N/A	4191	N/A	839
		48x54x36-1/2	RCWT485436CTOP-WBB	□□□□	□□	□□	□□	□□□		300.2#	N/A	N/A	4851	839
				Ⓑ	Ⓒ	Ⓓ	Ⓔ	Ⓕ	Ⓖ					

HOW TO ORDER

Indicate the following information on order form:
1. Quantity of each item.
2. Model number, including options. See "How To Build a Model Number".
3. Any special service required.

Note: • The □ indicates that a choice is required.
- The absence of the □ indicates that no choice is required.
- Alpha-numeric characters in place of □ indicate that no other alternatives are available.

HOW TO BUILD A MODEL NUMBER

Ⓐ Select basic model.

Ⓑ Select power option.

NP	- No power
WPC2	- Two under-surface modules w/ USB-A/C and wire mgmt (10ft cords)

See upcharge column for pricing.

Ⓒ Select power module color.

P1	- Black
P2	- Cool Grey

Ⓓ Select book bag hooks.

NB	- No book bag hook
BH	- Four book bag hooks (chrome); add $37

Ⓔ Select base color.
Refer to the **Product Color Options** page in this price list.

Ⓕ Select top color.
Refer to the **Product Color Options** page in this price list.

Ⓖ Select edge color.
Refer to the **Product Color Options** page in this price list.

SPECIAL SERVICES

Special Carton Marking

With specially marked information	N/C

Shipping

Ships **partially assembled, FOB Pembroke, ON K8A 0E1, freight prepaid.** Freight class 100.

Specifications and prices are subject to change without prior notice.

Ruckus® Worktable (Delivered Pricing)

Ruckus® Worktable (Delivered Pricing)



RCWT

Double-faced 2x2 Cubby & Tote Storage, (6) 6" & (2) 3" Totes, With Doors

- Toolless removable worksurface to ease relocation
- Worksurface dimensions: 48x54
- Storage base dimensions: 36x30
- Unit ships partially assembled, casters and worksurface are field installed
- Shown with optional power modules WPC2
- Totes included are translucent with no lid
- Cubby spaces 14"Hx13.5"Wx17"D
- Secure locking doors

		MODEL NUMBER																
	D x W x H	Basic Model	Power Option	Power Module Color	Book Bag Hook	Base Color	Top Color	Edge Color	Door Color	Pull Option	Lock Option	Lock Color	Approx. Packaged Weight	1-1/4" Laminate Top with 74P Edge (74P)	1" Phenolic Resin Top (RNT)	1-3/4" Butcher Block Wood Top (WBB)	WPC2 Power Option
	48x54x36	RCWT485436CTDR-74P	□□□□	□□	□□	□□	□□□	□□□	□□□	□□	□□□	□□□	281.9#	$ 3501	N/A	N/A	$ 839
	48x54x35-3/4	RCWT485436CTDR-RNT	□□□□	□□	□□	□□	□□□		□□□	□□	□□□	□□□	303.2#	N/A	4644	N/A	839
	48x54x36-1/2	RCWT485436CTDR-WBB	□□□□	□□	□□	□□	□□□		□□□	□□	□□□	□□□	322.2#	N/A	N/A	5369	839
			Ⓐ	Ⓑ	Ⓒ	Ⓓ	Ⓔ	Ⓕ	Ⓖ	Ⓗ	Ⓘ	Ⓙ	Ⓚ				

HOW TO ORDER

Indicate the following information on order form:
1. Quantity of each item.
2. Model number, including options. See "How To Build a Model Number".
3. Any special service required.

Note: • The □ indicates that a choice is required.
- The absence of the □ indicates that no choice is required.
- Alpha-numeric characters in place of □ indicate that no other alternatives are available.

HOW TO BUILD A MODEL NUMBER

Ⓐ Select basic model.

Ⓑ Select power option.

NP	- No power
WPC2	- Two under-surface modules w/ USB-A/C and wire mgmt (10ft cords)

See upcharge column for pricing.

Ⓒ Select power module color.

P1	- Black
P2	- Cool Grey

Ⓓ Select book bag hooks.

NB	- No book bag hook
BH	- Four book bag hooks (chrome); add $37

Ⓔ Select base color.
Refer to the **Product Color Options** page in this price list.

Ⓕ Select top color.
Refer to the **Product Color Options** page in this price list.

Ⓖ Select edge color.
Refer to the **Product Color Options** page in this price list.

Ⓗ Select door color.
Refer to the **Product Color Options** page in this price list.

Ⓘ Select door pull.

S6	- Beveled pull Black
S5	- Beveled pull Satin Chrome

Ⓙ Select lock option.

KS	- Key standard
NLC	- No lock core
KA	- Key alike

Ⓚ Select lock color.
Refer to the **Product Color Options** page in this price list.

SPECIAL SERVICES

Special Carton Marking

With specially marked information N/C

Shipping

Ships **partially assembled, FOB Pembroke, ON K8A 0E1, freight prepaid.** Freight class 100.

Specifications and prices are subject to change without prior notice.

Ruckus® Worktable (Delivered Pricing)

Ruckus® Worktable (Delivered Pricing)

	D x W x H	MODEL NUMBER Basic Model	Power Option	Power Module Color	Book Bag Hook	Base Color	Top Color	Edge Color	Door Color	Pull Option	Lock Option	Lock Color	Approx. Packaged Weight	1-1/4" Laminate Top with 74P Edge (74P)	1" Phenolic Resin Top (RNT)	WPC2 Power Option
 RCWT **Double-faced 2x2 Cubby Storage, Open** • Toolless removable worksurface to ease relocation • Worksurface dimensions: 60x54 • Storage base dimensions: 36x30 • Unit ships partially assembled, casters and worksurface are field installed • Shown with optional power modules WPC2 • Cubby spaces 14"Hx13.5"Wx17"D	60x54x36	RCWT605436COP-74P	□□□□	□□	□□	□□	□□□	□□□					270.2#	$ 3223	N/A	$ 839
	60x54x35-3/4	RCWT605436COP-RNT	□□□□	□□	□□	□□	□□□						324.9#	N/A	4507	839
 RCWT **Double-faced 2x2 Cubby Storage, with Doors** • Toolless removable worksurface to ease relocation • Worksurface dimensions: 60x54 • Storage base dimensions: 36x30 • Unit ships partially assembled, casters and worksurface are field installed • Shown with optional power modules WPC2 • Cubby spaces 14"Hx13.5"Wx17"D • Secure locking doors	60x54x36	RCWT605436CDR-74P	□□□□	□□	□□	□□	□□□	□□□	□□□	□□	□□□	□□□	292.2#	$ 3712	N/A	$ 839
	60x54x35-3/4	RCWT605436CDR-RNT	□□□□	□□	□□	□□	□□□		□□□	□□	□□□	□□□	346.9#	N/A	4971	839

Ⓐ Ⓑ Ⓒ Ⓓ Ⓔ Ⓕ Ⓖ Ⓗ Ⓘ Ⓙ Ⓚ

HOW TO ORDER

Indicate the following information on order form:
1. Quantity of each item.
2. Model number, including options. See "How To Build a Model Number".
3. Any special service required.

Note: • The □ indicates that a choice is required.
• The absence of the □ indicates that no choice is required.
• Alpha-numeric characters in place of □ indicate that no other alternatives are available.

HOW TO BUILD A MODEL NUMBER

Ⓐ Select basic model.

Ⓑ Select power option.
- **NP** - No power
- **WPC2** - Two under-surface modules w/ USB-A/C and wire mgmt (10ft cords)

See upcharge column for pricing.

Ⓒ Select power module color.
- **P1** - Black
- **P2** - Cool Grey

Ⓓ Select book bag hooks.
- **NB** - No book bag hook
- **BH** - Eight book bag hooks (chrome); add $73

Ⓔ Select base color.
Refer to the **Product Color Options** page in this price list.

Ⓕ Select top color.
Refer to the **Product Color Options** page in this price list.

Ⓖ Select edge color.
Refer to the **Product Color Options** page in this price list.

Ⓗ Select door color.
Refer to the **Product Color Options** page in this price list.

Ⓘ Select door pull.
- **S6** - Beveled pull Black
- **S5** - Beveled pull Satin Chrome

Ⓙ Select lock option.
- **KS** - Key standard
- **NLC** - No lock core
- **KA** - Key alike

Ⓚ Select lock color.
Refer to the **Product Color Options** page in this price list.

SPECIAL SERVICES

Special Carton Marking

With specially marked information N/C

Shipping

Ships **partially assembled, FOB Pembroke, ON K8A 0E1, freight prepaid.** Freight class 100.

Specifications and prices are subject to change without prior notice.

Ruckus® Worktable (Delivered Pricing)

Ruckus® Worktable (Delivered Pricing)

	D x W x H	MODEL NUMBER Basic Model	Power Option	Power Module Color	Book Bag Hook	Base Color	Top Color	Edge Color	Door Color	Pull Option	Lock Option	Lock Color	Approx. Packaged Weight	1-1/4" Laminate Top with 74P Edge (74P)	1" Phenolic Resin Top (RNT)	WPC2 Power Option
 RCWT **Double-faced Tote Storage, (12) 6" & (4) 3" Totes, Open** • Toolless removable worksurface to ease relocation • Worksurface dimensions: 60x54 • Storage base dimensions: 36x30 • Unit ships partially assembled, casters and worksurface are field installed • Shown with optional power modules WPC2 • Totes included are translucent with no lid	60x54x36	RCWT605436TOP-74P	□□□□	□□	□□	□□	□□□	□□□					290.6#	$ 3470	N/A	$ 839
	60x54x35-3/4	RCWT605436TOP-RNT	□□□□	□□	□□	□□	□□□						345.3#	N/A	4805	839
 RCWT **Double-faced Tote Storage, (12) 6" & (4) 3" Totes, With Doors** • Toolless removable worksurface to ease relocation • Worksurface dimensions: 60x54 • Storage base dimensions: 36x30 • Unit ships partially assembled, casters and worksurface are field installed • Shown with optional power modules WPC2 • Totes included are translucent with no lid • Secure locking doors	60x54x36	RCWT605436TDR-74P	□□□□	□□	□□	□□	□□□	□□□	□□□	□□	□□□	□□□	312.6#	$ 3948	N/A	$ 839
	60x54x35-3/4	RCWT605436TDR-RNT	□□□□	□□	□□	□□	□□□		□□□	□□	□□□	□□□	367.3#	N/A	5248	839
			Ⓐ													

HOW TO ORDER

Indicate the following information on order form:
1. Quantity of each item.
2. Model number, including options. See "How To Build a Model Number".
3. Any special service required.

Note: • The □ indicates that a choice is required.
- The absence of the □ indicates that no choice is required.
- Alpha-numeric characters in place of □ indicate that no other alternatives are available.

HOW TO BUILD A MODEL NUMBER

Ⓐ Select basic model.

Ⓑ Select power option.

NP	- No power
WPC2	- Two under-surface modules w/ USB-A/C and wire mgmt (10ft cords)

See upcharge column for pricing.

Ⓒ Select power module color.

P1	- Black
P2	- Cool Grey

Ⓓ Select book bag hooks.

NB	- No book bag hook
BH	- Eight book bag hooks (chrome); add $73

Ⓔ Select base color.
Refer to the **Product Color Options** page in this price list.

Ⓕ Select top color.
Refer to the **Product Color Options** page in this price list.

Ⓖ Select edge color.
Refer to the **Product Color Options** page in this price list.

Ⓗ Select door color.
Refer to the **Product Color Options** page in this price list.

Ⓘ Select door pull.

S6	- Beveled pull Black
S5	- Beveled pull Satin Chrome

Ⓙ Select lock option.

KS	- Key standard
NLC	- No lock core
KA	- Key alike

Ⓚ Select lock color.
Refer to the **Product Color Options** page in this price list.

SPECIAL SERVICES

Special Carton Marking

With specially marked information N/C

Shipping

Ships **partially assembled, FOB Pembroke, ON K8A 0E1, freight prepaid.** Freight class 100.

Specifications and prices are subject to change without prior notice.

Ruckus® Worktable (Delivered Pricing)

Ruckus® Worktable (Delivered Pricing)

	MODEL	D x W x H	MODEL NUMBER: Basic Model	Power Option	Power Module Color	Book Bag Hook	Base Color	Top Color	Edge Color	Approx. Packaged Weight	1-1/4" Laminate Top with 74P Edge (74P)	1" Phenolic Resin Top (RNT)	WPC2 Power Option
 RCWT	**Double-faced 2x2 Cubby and Tote Storage, (6) 6" & (2) 3" Totes, Open** • Toolless removable worksurface to ease relocation • Worksurface dimensions: 60x54 • Storage base dimensions: 36x30 • Unit ships partially assembled, casters and worksurface are field installed • Shown with optional power modules WPC2 • Totes included are translucent with no lid • Cubby spaces 14"Hx13.5"Wx17"D	60x54x36	RCWT605436CTOP-74P	□□□□	□□	□□	□□	□□□	□□□	280.4#	$ 3348	N/A	$ 839
		60x54x35-3/4	RCWT605436CTOP-RNT	□□□□	□□	□□	□□	□□□		335.1#	N/A	4635	839
			Ⓐ	Ⓑ	Ⓒ	Ⓓ	Ⓔ	Ⓕ	Ⓖ				

HOW TO ORDER

Indicate the following information on order form:
1. Quantity of each item.
2. Model number, including options. See "How To Build a Model Number".
3. Any special service required.

Note: • The □ indicates that a choice is required.
- The absence of the □ indicates that no choice is required.
- Alpha-numeric characters in place of □ indicate that no other alternatives are available.

HOW TO BUILD A MODEL NUMBER

Ⓐ Select basic model.

Ⓑ Select power option.

NP	- No power
WPC2	- Two under-surface modules w/ USB-A/C and wire mgmt (10ft cords)

See upcharge column for pricing.

Ⓒ Select power module color.

P1	- Black
P2	- Cool Grey

Ⓓ Select book bag hooks.

NB	- No book bag hook
BH	- Eight book bag hooks (chrome); add $73

Ⓔ Select base color.
Refer to the **Product Color Options** page in this price list.

Ⓕ Select top color.
Refer to the **Product Color Options** page in this price list.

Ⓖ Select edge color.
Refer to the **Product Color Options** page in this price list.

SPECIAL SERVICES

Special Carton Marking

With specially marked information	N/C

Shipping

Ships **partially assembled, FOB Pembroke, ON K8A 0E1, freight prepaid.** Freight class 100.

Specifications and prices are subject to change without prior notice.

Ruckus® Worktable (Delivered Pricing)

Ruckus® Worktable (Delivered Pricing)



RCWT

Double-faced 2x2 Cubby and Tote Storage, (6) 6" & (2) 3" Totes, With Doors

- Toolless removable worksurface to ease relocation
- Worksurface dimensions: 60x54
- Storage base dimensions: 36x30
- Unit ships partially assembled, casters and worksurface are field installed
- Shown with optional power modules WPC2
- Totes included are translucent with no lid
- Cubby spaces 14"Hx13.5"Wx17"D
- Secure locking doors

		MODEL NUMBER																
	D x W x H	Basic Model	Power Option	Power Module Color	Book Bag Hook	Base Color	Top Color	Edge Color	Door Color	Pull Option	Lock Option	Lock Color	Approx. Packaged Weight	1-1/4" Laminate Top with 74P Edge (74P)	1" Phenolic Resin Top (RNT)	WPC2 Power Option
			Ⓐ	Ⓑ	Ⓒ	Ⓓ	Ⓔ	Ⓕ	Ⓖ	Ⓗ	Ⓘ	Ⓙ	Ⓚ				
	60x54x36	RCWT605436CTDR-74P	□□□□	□□	□□	□□	□□□	□□□	□□□	□□	□□□	□□□	280.4#	$ 3829	N/A	$ 839
	60x54x35-3/4	RCWT605436CTDR-RNT	□□□□	□□	□□	□□	□□□		□□□	□□	□□□	□□□	335.1#	N/A	5075	839

HOW TO ORDER

Indicate the following information on order form:
1. Quantity of each item.
2. Model number, including options. See "How To Build a Model Number".
3. Any special service required.

Note: • The □ indicates that a choice is required.
- The absence of the □ indicates that no choice is required.
- Alpha-numeric characters in place of □ indicate that no other alternatives are available.

HOW TO BUILD A MODEL NUMBER

Ⓐ Select basic model.

Ⓑ Select power option.

NP	- No power
WPC2	- Two under-surface modules w/ USB-A/C and wire mgmt (10ft cords)

See upcharge column for pricing.

Ⓒ Select power module color.

P1	- Black
P2	- Cool Grey

Ⓓ Select book bag hooks.

NB	- No book bag hook
BH	- Eight book bag hooks (chrome); add $73

Ⓔ Select base color.
Refer to the **Product Color Options** page in this price list.

Ⓕ Select top color.
Refer to the **Product Color Options** page in this price list.

Ⓖ Select edge color.
Refer to the **Product Color Options** page in this price list.

Ⓗ Select door color.
Refer to the **Product Color Options** page in this price list.

Ⓘ Select door pull.

S6	- Beveled pull Black
S5	- Beveled pull Satin Chrome

Ⓙ Select lock option.

KS	- Key standard
NLC	- No lock core
KA	- Key alike

Ⓚ Select lock color.
Refer to the **Product Color Options** page in this price list.

SPECIAL SERVICES

Special Carton Marking

With specially marked information N/C

Shipping

Ships **partially assembled, FOB Pembroke, ON K8A 0E1, freight prepaid.** Freight class 100.

Specifications and prices are subject to change without prior notice.

Ruckus® Worktable (Delivered Pricing)

Accessories

Ruckus® Worktable (Delivered Pricing)
Accessories

	MODEL	MODEL NUMBER Basic Model	Rail Color	Finish	Approx. Packaged Weight	Delivered Pricing
 RCKA	**Tote Storage Removeable Steel Shelf with Rail Set**	RKATSSHELF	□□		4.5#	$ 55
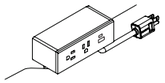 RCWA	**Above-surface power module w/ USB charging, 10' cord and wire management**	RCWAPA1		□□	3.0#	$ 514
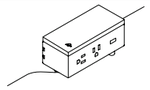 RCWA	**Above-surface power module w/ USB and Qi wireless charging, 10' cord and wire management**	RCWAPB1		□□	3.0#	$ 637
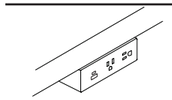 RCWA	**Undersurface power module w/ USB charging, 10' cord and wire management**	RCWAPC1		□□	3.0#	$ 463
 HRDPT	**Ruckus Book Bag Hook**	RCWABBH1			3.0#	$ 10
		Ⓐ	Ⓑ	Ⓒ		

HOW TO ORDER

Indicate the following information on order form:
1. Quantity of each item.
2. Model number, including options. See "How To Build a Model Number".
3. Any special service required.

Note: • The □ indicates that a choice is required.
- The absence of the □ indicates that no choice is required.
- Alpha-numeric characters in place of □ indicate that no other alternatives are available.

HOW TO BUILD A MODEL NUMBER

Ⓐ Select basic model.

Ⓑ Select rail color.
Refer to the **Product Color Options** page in this price list.

Ⓒ Select finish.
Refer to the **Product Color Options** page in this price list.

SPECIAL SERVICES

Special Carton Marking

With specially marked information N/C

Shipping

Ships **assembled, FOB Pembroke, ON K8A 0E1, freight prepaid.** Freight class 100.

Specifications and prices are subject to change without prior notice.

Ruckus® Storage (Delivered Pricing)

Bookcase

Ruckus® Storage (Delivered Pricing)
Bookcase

	MODEL	W x D x H	MODEL NUMBER: Basic Model	Base	Top Color	Edge Color	Shell Color	Approx. Packaged Weight	Delivered Pricing
	**Single-Face Bookcase Unit with Shelves** • Laminate top (1-1/4" with 74P edge) • Single sided storage • 3 compartments per side (3 total) • Unit ships assembled; glides/casters are field installed	36 x 18 x 36"	RKB361836	□□□	□□□	□□□	□□	81.7#	$ 1233
		36 x 18 x 42"	RKB361842	□□□	□□□	□□□	□□	89.7#	1286
RCKB									
	**Double-Face Bookcase Unit with Shelves** • Laminate top (1-1/4" with 74P edge) • Dual sided storage • 3 compartments per side (6 total) • Unit ships assembled; glides/casters are field installed	36 x 24 x 36"	RKB362436	□□□	□□□	□□□	□□	161.0#	$ 1359
		36 x 24 x 42"	RKB362442	□□□	□□□	□□□	□□	170.6#	1428
RCKB									
			Ⓐ	Ⓑ	Ⓒ	Ⓓ	Ⓔ		

HOW TO ORDER

Indicate the following information on order form:
1. Quantity of each item.
2. Model number, including options. See "How To Build a Model Number".
3. Any special service required.

Note: • The □ indicates that a choice is required.
- The absence of the □ indicates that no choice is required.
- Alpha-numeric characters in place of □ indicate that no other alternatives are available.

HOW TO BUILD A MODEL NUMBER

Ⓐ Select basic model.

Ⓑ Select base option.

4CW	- 4 black casters
4GB	- 4 black glides

Ⓒ Select top laminate surface.
Refer to the **Product Color Options** page in this price list.

Ⓓ Select edge color.
Refer to the **Product Color Options** page in this price list.

Ⓔ Select shell color.
Refer to the **Product Color Options** page in this price list.

FINISH INFORMATION

Additional Laminate Offering

Additional laminates beyond KI standard offering, are available with two weeks extended leadtime. To specify additional laminates, use these designators followed by the supplier's color/pattern code:

Formica - LF/supplier's color pattern code
Nevamar - LN/supplier's color pattern code
Wilsonart - LW/supplier's color pattern code

KI's standard finish is the supplier's recommended finish for that color/pattern. Note: Nonstandard laminates from these suppliers (example: textured laminates), require an upcharge and additional leadtime.
Contact KI.

SPECIAL SERVICES

Special Carton Marking

With specially marked information N/C

Shipping

Ships **assembled, FOB Pembroke, ON K8A 0E1, freight prepaid.** Freight class 100.

Specifications and prices are subject to change without prior notice.

Ruckus® Storage (Delivered Pricing)
Cubbies

Ruckus® Storage (Delivered Pricing)
Cubbies

	MODEL	W x D x H	MODEL NUMBER Basic Model	Base	Top Color	Edge Color	Shell Color	Approx. Packaged Weight	Delivered Pricing
 RCKC	**Single-Face Cubbies 2x3-Open Units** • Laminate top (1-1/4" with 74P edge) • Single sided storage (6 total compartments) • Unit ships assembled; glides/casters are field installed	36 x 18 x 36"	RKC361836OP	□□□	□□□	□□□	□□	96.6#	$ 1440
		36 x 18 x 42"	RKC361842OP	□□□	□□□	□□□	□□	107.3#	1467
 RCKC	**Single-Face Cubbies 3x3-Open Units** • Laminate top (1-1/4" with 74P edge) • Single sided storage (9 total compartments) • Unit ships assembled; glides/casters are field installed	54 x 18 x 36"	RKC541836OP	□□□	□□□	□□□	□□	138.4#	$ 1844
		54 x 18 x 42"	RKC541842OP	□□□	□□□	□□□	□□	150.0#	1905
 RCKC	**Double-Face Cubbies 2x3-Open Units** • Laminate top (1-1/4" with 74P edge) • Dual sided storage (12 total compartments) • Unit ships assembled; glides/casters are field installed	36 x 24 x 36"	RKC362436OP	□□□	□□□	□□□	□□	181.4#	$ 1593
		36 x 24 x 42"	RKC362442OP	□□□	□□□	□□□	□□	194.6#	1651
 RCKC	**Double-Face Cubbies 3x3-Open Units** • Laminate top (1-1/4" with 74P edge) • Dual sided storage (18 total compartments) • Unit ships assembled; glides/casters are field installed	54 x 24 x 36"	RKC542436OP	□□□	□□□	□□□	□□	235.2#	$ 2076
		54 x 24 x 42"	RKC542442OP	□□□	□□□	□□□	□□	253.1#	2152
				Ⓐ	Ⓑ	Ⓒ	Ⓓ	Ⓔ	

HOW TO ORDER

Indicate the following information on order form:
1. Quantity of each item.
2. Model number, including options. See "How To Build a Model Number".
3. Any special service required.

Note: • The □ indicates that a choice is required.
- The absence of the □ indicates that no choice is required.
- Alpha-numeric characters in place of □ indicate that no other alternatives are available.

HOW TO BUILD A MODEL NUMBER

Ⓐ Select basic model.

Ⓑ Select base option.

4CW	- 4 black casters
4GB	- 4 black glides

Ⓒ Select top laminate surface.
Refer to the **Product Color Options** page in this price list.

Ⓓ Select edge color.
Refer to the **Product Color Options** page in this price list.

Ⓔ Select shell color.
Refer to the **Product Color Options** page in this price list.

FINISH INFORMATION

Additional Laminate Offering
Additional laminates beyond KI standard offering, are available with two weeks extended leadtime. To specify additional laminates, use these designators followed by the supplier's color/pattern code:

Formica - LF/supplier's color pattern code
Nevamar - LN/supplier's color pattern code
Wilsonart - LW/supplier's color pattern code

KI's standard finish is the supplier's recommended finish for that color/pattern. Note: Nonstandard laminates from these suppliers (example: textured laminates), require an upcharge and additional leadtime.
Contact KI.

SPECIAL SERVICES

Special Carton Marking

With specially marked information	N/C

Shipping
Ships **assembled, FOB Pembroke, ON K8A 0E1, freight prepaid.** Freight class 100.

Specifications and prices are subject to change without prior notice.

Ruckus® Storage (Delivered Pricing)

Cubbies

Ruckus® Storage (Delivered Pricing)
Cubbies

	W x D x H	MODEL NUMBER Basic Model	Door Lock Option	Pull Option	Base	Top Color	Edge Color	Shell Color	Door Color	Lock Option	Lock Color	Approx. Packaged Weight	Delivered Pricing Standard Lock	Delivered Pricing Padlock	Delivered Pricing Combination Lock	Delivered Pricing Digital Lock
 RCKC **Single-Face Cubbies 2x3-With Doors** • Laminate top (1-1/4" with 74P edge) • Single sided storage (6 total compartments) • Secure locking doors • 4 Locking options offered • Unit ships assembled; glides/casters are field installed	36 x 18 x 36"	RKC361836DR	□□□□□	□□	□□□	□□□	□□□	□□	□□□	□□	□□□	114.4#	$ 1854	$ 1882	$ 2137	$ 2559
	36 x 18 x 42"	RKC361842DR	□□□□□	□□	□□□	□□□	□□□	□□	□□□	□□	□□□	128.1#	1893	1921	2174	2596
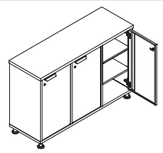 RCKC **Single-Face Cubbies 3x3-With Doors** • Laminate top (1-1/4" with 74P edge) • Single sided storage (9 total compartments) • Secure locking doors • 4 Locking options offered • Unit ships assembled; glides/casters are field installed	54 x 18 x 36"	RKC541836DR	□□□□□	□□	□□□	□□□	□□□	□□	□□□	□□	□□□	161.7#	$ 2387	$ 2437	$ 2810	$ 3444
	54 x 18 x 42"	RKC541842DR	□□□□□	□□	□□□	□□□	□□□	□□	□□□	□□	□□□	180.7#	2445	2495	2869	3503

Ⓐ Ⓑ Ⓒ Ⓓ Ⓔ Ⓕ Ⓖ Ⓗ Ⓘ Ⓙ

HOW TO ORDER

Indicate the following information on order form:
1. Quantity of each item.
2. Model number, including options. See "How To Build a Model Number".
3. Any special service required.

Note: • The □ indicates that a choice is required.
- The absence of the □ indicates that no choice is required.
- Alpha-numeric characters in place of □ indicate that no other alternatives are available.

HOW TO BUILD A MODEL NUMBER

Ⓐ Select basic model.

Ⓑ Select door lock option.

SLCKL	- Standard lock hinged left
SLCKR	- Standard lock hinged right
PLCKL	- Padlock hinged left
PLCKR	- Padlock hinged right
CLCKL	- Combination lock hinged left
CLCKR	- Combination lock hinged right
DLCKL	- Digital lock hinged left
DLCKR	- Digital lock hinged right

Ⓒ Select pull option.

S6	- Beveled pull Black
S5	- Beveled pull Satin Chrome

Pull selection only when SLCKR or SLCKL key lock is selected.

Ⓓ Select base option.

4CW	- 4 black casters
4GB	- 4 black glides

Ⓔ Select top laminate surface.
Refer to the **Product Color Options** page in this price list.

Ⓕ Select edge color.
Refer to the **Product Color Options** page in this price list.

Ⓖ Select shell color.
Refer to the **Product Color Options** page in this price list.

Ⓗ Select front door color.
Refer to the **Product Color Options** page in this price list.

Ⓘ Select lock optiion

KA	- Key alike
KS	- Key standard
NLC	- No lock core

Available ONLY when the standard lock is selected.

FINISH INFORMATION

Additional Laminate Offering

Additional laminates beyond KI standard offering, are available with two weeks extended leadtime. To specify additional laminates, use these designators followed by the supplier's color/pattern code:

Formica - LF/supplier's color pattern code
Nevamar - LN/supplier's color pattern code
Wilsonart - LW/supplier's color pattern code

KI's standard finish is the supplier's recommended finish for that color/pattern. Note: Nonstandard laminates from these suppliers (example: textured laminates), require an upcharge and additional leadtime.
Contact KI.

SPECIAL SERVICES

Special Carton Marking

With specially marked information N/C

Shipping

Ships **assembled, FOB Pembroke, ON K8A 0E1, freight prepaid.** Freight class 100.

Specifications and prices are subject to change without prior notice.

Ruckus® Storage (Delivered Pricing)
Cubbies

Ruckus® Storage (Delivered Pricing)
Cubbies

	W x D x H	MODEL NUMBER Basic Model	Door Lock Option	Pull Option	Base	Top Color	Edge Color	Shell Color	Door Color	Lock Option	Lock Color	Approx. Packaged Weight	Delivered Pricing Standard Lock	Delivered Pricing Padlock	Delivered Pricing Combination Lock	Delivered Pricing Digital Lock
 RKC362436DR / RCKC	36 x 24 x 36”	RKC362436DR	□□□□□	□□	□□□	□□□	□□□	□□	□□□	□□	□□□	208.2#	$ 2083	$ 2139	$ 2559	$ 3382
	36 x 24 x 42”	RKC362442DR	□□□□□	□□	□□□	□□□	□□□	□□	□□□	□□	□□□	226.0#	2152	2209	2629	3453
Double-Face Cubbies 2x3-With Doors • Laminate top (1-1/4” with 74P edge) • Dual sided storage (12 total compartments) • Secure locking doors • 4 Locking options offered • Unit ships assembled; glides/casters are field installed																
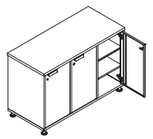 RKC542436DR / RCKC	54 x 24 x 36”	RKC542436DR	□□□□□	□□	□□□	□□□	□□□	□□	□□□	□□	□□□	275.4#	$ 2771	$ 2908	$ 3485	$ 4721
	54 x 24 x 42”	RKC542442DR	□□□□□	□□	□□□	□□□	□□□	□□	□□□	□□	□□□	300.3#	2864	2949	3580	4816
Double-Face Cubbies 3x3-With Doors • Laminate top (1-1/4” with 74P edge) • Dual sided storage (18 total compartments) • Secure locking doors • 4 Locking options offered • Unit ships assembled; glides/casters are field installed																
		Ⓐ	Ⓑ	Ⓒ	Ⓓ	Ⓔ	Ⓕ	Ⓖ	Ⓗ	Ⓘ	Ⓙ					

HOW TO ORDER

Indicate the following information on order form:
1. Quantity of each item.
2. Model number, including options. See “How To Build a Model Number”.
3. Any special service required.

Note: • The □ indicates that a choice is required.
- The absence of the □ indicates that no choice is required.
- Alpha-numeric characters in place of □ indicate that no other alternatives are available.

HOW TO BUILD A MODEL NUMBER

Ⓐ Select basic model.

Ⓑ Select door lock option.

SLCKL	- Standard lock hinged left
SLCKR	- Standard lock hinged right
PLCKL	- Padlock hinged left
PLCKR	- Padlock hinged right
CLCKL	- Combination lock hinged left
CLCKR	- Combination lock hinged right
DLCKL	- Digital lock hinged left
DLCKR	- Digital lock hinged right

Ⓒ Select pull option.

S6	- Beveled pull Black
S5	- Beveled pull Satin Chrome

Pull selection only when SLCKR or SLCKL key lock is selected.

Ⓓ Select base option.

4CW	- 4 black casters
4GB	- 4 black glides

Ⓔ Select top laminate surface.
Refer to the **Product Color Options** page in this price list.

Ⓕ Select edge color.
Refer to the **Product Color Options** page in this price list.

Ⓖ Select shell color.
Refer to the **Product Color Options** page in this price list.

Ⓗ Select front door color.
Refer to the **Product Color Options** page in this price list.

Ⓘ Select lock optiion

KA	- Key alike
KS	- Key standard
NLC	- No lock core

Available ONLY when the standard lock is selected.

Ⓙ Select lock color.
Refer to the **Product Color Options** page in this price list.

FINISH INFORMATION

Additional Laminate Offering
Additional laminates beyond KI standard offering, are available with two weeks extended leadtime. To specify additional laminates, use these designators followed by the supplier’s color/pattern code:

Formica - LF/supplier’s color pattern code
Nevamar - LN/supplier’s color pattern code
Wilsonart - LW/supplier’s color pattern code

KI’s standard laminate finish is the supplier’s recommended finish for that color/pattern.
Note: Nonstandard laminates from these suppliers (example: textured laminates) require a Product Modification Request.
Contact customer service for details.

SPECIAL SERVICES

Special Carton Marking

With specially marked information	N/C

Shipping
Ships **assembled, FOB Pembroke, ON K8A 0E1, freight prepaid.** Freight class 100.

Specifications and prices are subject to change without prior notice.

Ruckus® Storage (Delivered Pricing)
Totes

Ruckus® Storage (Delivered Pricing)
Totes

	MODEL	W x D x H	MODEL NUMBER Basic Model	Base	Shell Color	Approx. Packaged Weight	Delivered Pricing
 RCKT	**Short 2-Column Unit, Open with (12)3" Totes** • Single-Face only • Totes included are translucent with no lid (not included on the 'empty' model) • Unit ships assembled, including totes and rail sets; glides/casters are field installed	30 x 18 x 27-3/4"	RKT301828OP/3T	□□□	□□	87.8#	$ 1361
 RCKT	**Short 2-Column Unit, Open with (6)6" Totes** • Single-Face only • Totes included are translucent with no lid (not included on the 'empty' model) • Unit ships assembled, including totes and rail sets; glides/casters are field installed	30 x 18 x 27-3/4"	RKT301828OP/6T	□□□	□□	83.9#	$ 1264
 RCKT	**Short 2-Column Unit, Open with (8)3" and (2)6" Totes** • Single-Face only • Totes included are translucent with no lid (not included on the 'empty' model) • Unit ships assembled, including totes and rail sets; glides/casters are field installed	30 x 18 x 27-3/4"	RKT301828OP/36T	□□□	□□	86.5#	$ 1342
 RCKT	**Short 2-Column Unit, Open-Empty** • Single-Face only • Tote and rail sets must be ordered separately and installed on-site • Unit ships assembled; glides/casters are field installed	30 x 18 x 27-3/4"	RKT301828OP/XT	□□□	□□	74.0#	$ 1080
			Ⓐ	Ⓑ	Ⓒ		

HOW TO ORDER

Indicate the following information on order form:
1. Quantity of each item.
2. Model number, including options. See "How To Build a Model Number".
3. Any special service required.

Note: • The □ indicates that a choice is required.
- The absence of the □ indicates that no choice is required.
- Alpha-numeric characters in place of □ indicate that no other alternatives are available.

HOW TO BUILD A MODEL NUMBER

Ⓐ Select basic model.

Ⓑ Select base option.

4CW	- 4 black casters
4GB	- 4 black glides

Ⓒ Select shell color.
Refer to the **Product Color Options** page in this price list.

SPECIAL SERVICES

Special Carton Marking

With specially marked information N/C

Shipping

Ships **assembled, FOB Pembroke, ON K8A 0E1, freight excluded.** Freight class 100.

Specifications and prices are subject to change without prior notice.

Ruckus® Storage (Delivered Pricing)

Totes

Ruckus® Storage (Delivered Pricing)
Totes

	MODEL	W x D x H	MODEL NUMBER: Basic Model	Pull Option	Base	Shell Color	Door Color	Lock Option	Lock Color	Approx. Packaged Weight	Delivered Pricing
 RCKT	**Short 2-Column Unit with Doors and (12)3" Totes** • Single-Face only • Totes included are translucent with no lid (not included on the 'empty' model) • Unit ships assembled, including totes and rail sets; glides/casters are field installed • Secure locking doors	30 x 18 x 27-3/4"	RKT301828DR/3T	☐☐	☐☐☐	☐☐	☐☐☐	☐☐	☐☐☐	112.1#	$ 1606
 RCKT	**Short 2-Column Unit with Doors and (6)6" Totes** • Single-Face only • Totes included are translucent with no lid (not included on the 'empty' model) • Unit ships assembled, including totes and rail sets; glides/casters are field installed • Secure locking doors	30 x 18 x 27-3/4"	RKT301828DR/6T	☐☐	☐☐☐	☐☐	☐☐☐	☐☐	☐☐☐	108.3#	$ 1510
 RCKT	**Short 2-Column Unit with Doors and (8)3" and (2)6" Totes** • Single-Face only • Totes included are translucent with no lid (not included on the 'empty' model) • Unit ships assembled, including totes and rail sets; glides/casters are field installed • Secure locking doors	30 x 18 x 27-3/4"	RKT301828DR/36T	☐☐	☐☐☐	☐☐	☐☐☐	☐☐	☐☐☐	110.8#	$ 1587
 RCKT	**Short 2-Column Unit with Doors-Empty** • Single-Face only • Tote and rail sets must be ordered separately and installed on-site • Unit ships assembled; glides/casters are field installed • Secure locking doors	30 x 18 x 27-3/4"	RKT301828DR/XT	☐☐	☐☐☐	☐☐	☐☐☐	☐☐	☐☐☐	98.3#	$ 1325
			Ⓐ	Ⓑ	Ⓒ	Ⓓ	Ⓔ	Ⓕ	Ⓖ		

HOW TO ORDER

Indicate the following information on order form:
1. Quantity of each item.
2. Model number, including options. See "How To Build a Model Number".
3. Any special service required.

Note: • The ☐ indicates that a choice is required.
- The absence of the ☐ indicates that no choice is required.
- Alpha-numeric characters in place of ☐ indicate that no other alternatives are available.

HOW TO BUILD A MODEL NUMBER

Ⓐ Select basic model.

Ⓑ Select pull option.

S6	- Beveled pull Black
S5	- Beveled pull Satin Chrome

Ⓒ Select base option.

4CW	- 4 black casters
4GB	- 4 black glides

Ⓓ Select shell color.
Refer to the **Product Color Options** page in this price list.

Ⓔ Select front door color.
Refer to the **Product Color Options** page in this price list.

Ⓕ Select lock optiion.

KS	- Key standard
NLC	- No lock core
KA	- Key alike

Ⓖ Select lock color.
Refer to the **Product Color Options** page in this price list.

SPECIAL SERVICES

Special Carton Marking

With specially marked information N/C

Shipping

Ships **assembled, FOB Pembroke, ON K8A 0E1, freight excluded.** Freight class 100.

Specifications and prices are subject to change without prior notice.

Ruckus® Storage (Delivered Pricing)

Totes

Ruckus® Storage (Delivered Pricing)
Totes

	MODEL	W x D x H	MODEL NUMBER Basic Model	Base	Shell Color	Approx. Packaged Weight	Delivered Pricing
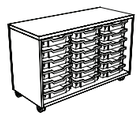 RCKT	**Short 3-Column Unit, Open with (18)3" Totes** • Single-Face only • Totes included are translucent with no lid (not included on the 'empty' model) • Unit ships assembled, including totes and rail sets; glides/casters are field installed	44 x 18 x 27-3/4"	RKT441828OP/3T	□□□	□□	123.4#	$ 1727
 RCKT	**Short 3-Column Unit, Open with (9)6" Totes** • Single-Face only • Totes included are translucent with no lid (not included on the 'empty' model) • Unit ships assembled, including totes and rail sets; glides/casters are field installed	44 x 18 x 27-3/4"	RKT441828OP/6T	□□□	□□	117.5#	$ 1596
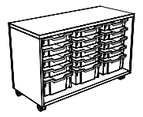 RCKT	**Short 3-Column Unit, Open with (12)3" and (3)6" Totes** • Single-Face only • Totes included are translucent with no lid (not included on the 'empty' model) • Unit ships assembled, including totes and rail sets; glides/casters are field installed	44 x 18 x 27-3/4"	RKT441828OP/36T	□□□	□□	124.6#	$ 1697
 RCKT	**Short 3-Column Unit, Open-Empty** • Single-Face only • Tote and rail sets must be ordered separately and installed on-site • Unit ships assembled; glides/casters are field installed	44 x 18 x 27-3/4"	RKT441828OP/XT	□□□	□□	102.7#	$ 1317

Ⓐ Ⓑ Ⓒ

HOW TO ORDER

Indicate the following information on order form:
1. Quantity of each item.
2. Model number, including options. See "How To Build a Model Number".
3. Any special service required.

Note: • The □ indicates that a choice is required.
- The absence of the □ indicates that no choice is required.
- Alpha-numeric characters in place of □ indicate that no other alternatives are available.

HOW TO BUILD A MODEL NUMBER

Ⓐ Select basic model.

Ⓑ Select base option.

4CW	- 4 black casters
4GB	- 4 black glides

Ⓒ Select shell color.
Refer to the **Product Color Options** page in this price list.

SPECIAL SERVICES

Special Carton Marking

With specially marked information	N/C

Shipping

Ships **assembled, FOB Pembroke, ON K8A 0E1, freight excluded.** Freight class 100.

Specifications and prices are subject to change without prior notice.

Ruckus® Storage (Delivered Pricing)

Totes

Ruckus® Storage (Delivered Pricing)
Totes

	MODEL	W x D x H	MODEL NUMBER: Basic Model	Pull Option	Base	Shell Color	Door Color	Lock Option	Lock Color	Approx. Packaged Weight	Delivered Pricing
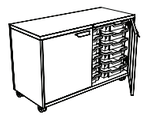 RCKT	**Short 3-Column Unit with Doors and (18)3" Totes** • Single-Face only • Totes included are translucent with no lid (not included on the 'empty' model) • Unit ships assembled, including totes and rail sets; glides/casters are field installed • Secure locking doors	44 x 18 x 27-3/4"	RKT441828DR/3T	□□	□□□	□□	□□□	□□	□□□	149.4#	$ 1997
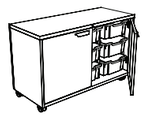 RCKT	**Short 3-Column Unit with Doors and (9)6" Totes** • Single-Face only • Totes included are translucent with no lid (not included on the 'empty' model) • Unit ships assembled, including totes and rail sets; glides/casters are field installed • Secure locking doors	44 x 18 x 27-3/4"	RKT441828DR/6T	□□	□□□	□□	□□□	□□	□□□	143.5#	$ 1866
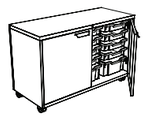 RCKT	**Short 3-Column Unit with Doors and (12)3" and (3)6" Totes** • Single-Face only • Totes included are translucent with no lid (not included on the 'empty' model) • Unit ships assembled, including totes and rail sets; glides/casters are field installed • Secure locking doors	44 x 18 x 40-3/4"	RKT441828DR/36T	□□	□□□	□□	□□□	□□	□□□	150.6#	$ 1967
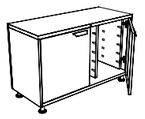 RCKT	**Short 3-Column Unit with Doors-Empty** • Single-Face only • Tote and rail sets must be ordered separately and installed on-site • Unit ships assembled; glides/casters are field installed • Secure locking doors	44 x 18 x 27-3/4"	RKT441828DR/XT	□□	□□□	□□	□□□	□□	□□□	128.7#	$ 1587
			Ⓐ	Ⓑ	Ⓒ	Ⓓ	Ⓔ	Ⓕ	Ⓖ		

HOW TO ORDER

Indicate the following information on order form:
1. Quantity of each item.
2. Model number, including options. See "How To Build a Model Number".
3. Any special service required.

Note: • The □ indicates that a choice is required.
• The absence of the □ indicates that no choice is required.
• Alpha-numeric characters in place of □ indicate that no other alternatives are available.

HOW TO BUILD A MODEL NUMBER

Ⓐ Select basic model.

Ⓑ Select pull option.

S6	- Beveled pull Black
S5	- Beveled pull Satin Chrome

Ⓒ Select base option.

4CW	- 4 black casters
4GB	- 4 black glides

Ⓓ Select shell color.
Refer to the **Product Color Options** page in this price list.

Ⓔ Select front door color.
Refer to the **Product Color Options** page in this price list.

Ⓕ Select lock optiion.

KS	- Key standard
NLC	- No lock core
KA	- Key alike

Ⓖ Select lock color.
Refer to the **Product Color Options** page in this price list.

SPECIAL SERVICES

Special Carton Marking

With specially marked information N/C

Shipping

Ships **assembled, FOB Pembroke, ON K8A 0E1, freight excluded.** Freight class 100.

Specifications and prices are subject to change without prior notice.

Ruckus® Storage (Delivered Pricing)
Totes

Ruckus® Storage (Delivered Pricing)
Totes

	MODEL	W x D x H	MODEL NUMBER Basic Model	Base	Shell Color	Approx. Packaged Weight	Delivered Pricing
 RCKT	**Tall 2-Column Unit, Open with (18)3" Totes** • Single-Face only • Totes included are translucent with no lid (not included on the 'empty' model) • Unit ships assembled, including totes and rail sets; glides/casters are field installed	30 x 18 x 40-3/4"	RKT301841OP/3T	□□□	□□	111.8#	$ 1664
 RCKT	**Tall 2-Column Unit, Open with (8)6" Totes** • Single-Face only • Totes included are translucent with no lid (not included on the 'empty' model) • Unit ships assembled, including totes and rail sets; glides/casters are field installed	30 x 18 x 40-3/4"	RKT301841OP/6T	□□□	□□	104.3#	$ 1501
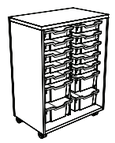 RCKT	**Tall 2-Column Unit, Open with (10)3" and (4)6" Totes** • Single-Face only • Totes included are translucent with no lid (not included on the 'empty' model) • Unit ships assembled, including totes and rail sets; glides/casters are field installed	30 x 18 x 40-3/4"	RKT301841OP/36T	□□□	□□	109.2#	$ 1614
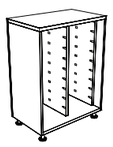 RCKT	**Tall 2-Column Unit, Open-Empty** • Single-Face only • Tote and rail sets must be ordered separately and installed on-site • Unit ships assembled; glides/casters are field installed	30 x 18 x 40-3/4"	RKT301841OP/XT	□□□	□□	91.1#	$ 1253
			Ⓐ	Ⓑ	Ⓒ		

HOW TO ORDER

Indicate the following information on order form:
1. Quantity of each item.
2. Model number, including options. See "How To Build a Model Number".
3. Any special service required.

Note: • The □ indicates that a choice is required.
• The absence of the □ indicates that no choice is required.
• Alpha-numeric characters in place of □ indicate that no other alternatives are available.

HOW TO BUILD A MODEL NUMBER

Ⓐ Select basic model.

Ⓑ Select base option.

4CW	- 4 black casters
4GB	- 4 black glides

Ⓒ Select shell color.
Refer to the **Product Color Options** page in this price list.

SPECIAL SERVICES

Special Carton Marking

With specially marked information	N/C

Shipping

Ships **assembled, FOB Pembroke, ON K8A 0E1, freight excluded.** Freight class 100.

Specifications and prices are subject to change without prior notice.

Ruckus® Storage (Delivered Pricing)
Totes

Ruckus® Storage (Delivered Pricing)
Totes

	MODEL	W x D x H	MODEL NUMBER: Basic Model	Pull Option	Base	Shell Color	Door Color	Lock Option	Lock Color	Approx. Packaged Weight	Delivered Pricing
 RCKT	**Tall 2-Column Unit with Doors and (18)3" Totes** • Single-Face only • Totes included are translucent with no lid (not included on the 'empty' model) • Unit ships assembled, including totes and rail sets; glides/casters are field installed • Secure locking doors	30 x 18 x 40-3/4"	RKT301841DR/3T	□□	□□□	□□	□□□	□□	□□□	137.8#	$ 1939
 RCKT	**Tall 2-Column Unit with Doors and (8)6" Totes** • Single-Face only • Totes included are translucent with no lid (not included on the 'empty' model) • Unit ships assembled, including totes and rail sets; glides/casters are field installed • Secure locking doors	30 x 18 x 40-3/4"	RKT301841DR/6T	□□	□□□	□□	□□□	□□	□□□	130.3#	$ 1774
 RCKT	**Tall 2-Column Unit with Doors and (10)3" and (4)6" Totes** • Single-Face only • Totes included are translucent with no lid (not included on the 'empty' model) • Unit ships assembled, including totes and rail sets; glides/casters are field installed • Secure locking doors	30 x 18 x 40-3/4"	RKT301841DR/36T	□□	□□□	□□	□□□	□□	□□□	135.2#	$ 1888
 RCKT	**Tall 2-Column Unit with Doors-Empty** • Single-Face only • Tote and rail sets must be ordered separately and installed on-site • Unit ships assembled; glides/casters are field installed • Secure locking doors	30 x 18 x 40-3/4"	RKT301841DR/XT	□□	□□□	□□	□□□	□□	□□□	117.1#	$ 1529
			Ⓐ	Ⓑ	Ⓒ	Ⓓ	Ⓔ	Ⓕ	Ⓖ		

HOW TO ORDER

Indicate the following information on order form:
1. Quantity of each item.
2. Model number, including options. See "How To Build a Model Number".
3. Any special service required.

Note: • The □ indicates that a choice is required.
• The absence of the □ indicates that no choice is required.
• Alpha-numeric characters in place of □ indicate that no other alternatives are available.

HOW TO BUILD A MODEL NUMBER

Ⓐ Select basic model.

Ⓑ Select pull option.

S6	- Beveled pull Black
S5	- Beveled pull Satin Chrome

Ⓒ Select base option.

4CW	- 4 black casters
4GB	- 4 black glides

Ⓓ Select shell color.
Refer to the **Product Color Options** page in this price list.

Ⓔ Select front door color.
Refer to the **Product Color Options** page in this price list.

Ⓕ Select lock optiion.

KS	- Key standard
NLC	- No lock core
KA	- Key alike

Ⓖ Select lock color.
Refer to the **Product Color Options** page in this price list.

SPECIAL SERVICES

Special Carton Marking

With specially marked information N/C

Shipping

Ships **assembled, FOB Pembroke, ON K8A 0E1, freight excluded.** Freight class 100.

Specifications and prices are subject to change without prior notice.

Ruckus® Storage (Delivered Pricing)

Totes

Ruckus® Storage (Delivered Pricing)
Totes

	MODEL	W x D x H	MODEL NUMBER Basic Model	Base	Shell Color	Approx. Packaged Weight	Delivered Pricing
 RCKT	**Tall 3-Column Unit, Open with (27)3" Totes** • Single-Face only • Totes included are translucent with no lid (not included on the 'empty' model) • Unit ships assembled, including totes and rail sets; glides/casters are field installed	44 x 18 x 40-3/4"	RKT441841OP/3T	□□□	□□	156.7#	$ 2117
 RCKT	**Tall 3-Column Unit, Open with (12)6" Totes** • Single-Face only • Totes included are translucent with no lid (not included on the 'empty' model) • Unit ships assembled, including totes and rail sets; glides/casters are field installed	44 x 18 x 40-3/4"	RKT441841OP/6T	□□□	□□	145.4#	$ 1901
 RCKT	**Tall 3-Column Unit, Open with (15)3" and (6)6" Totes** • Single-Face only • Totes included are translucent with no lid (not included on the 'empty' model) • Unit ships assembled, including totes and rail sets; glides/casters are field installed	44 x 18 x 40-3/4"	RKT441841OP/36T	□□□	□□	147.0#	$ 2065
 RCKT	**Tall 3-Column Unit, Open-Empty** • Single-Face only • Tote and rail sets must be ordered separately and installed on-site • Unit ships assembled; glides/casters are field installed	44 x 18 x 40-3/4"	RKT441841OP/XT	□□□	□□	125.6#	$ 1516
			Ⓐ	Ⓑ	Ⓒ		

HOW TO ORDER

Indicate the following information on order form:
1. Quantity of each item.
2. Model number, including options. See "How To Build a Model Number".
3. Any special service required.

Note: • The □ indicates that a choice is required.
• The absence of the □ indicates that no choice is required.
• Alpha-numeric characters in place of □ indicate that no other alternatives are available.

HOW TO BUILD A MODEL NUMBER

Ⓐ Select basic model.

Ⓑ Select base option.

4CW	- 4 black casters
4GB	- 4 black glides

Ⓒ Select shell color.
Refer to the **Product Color Options** page in this price list.

SPECIAL SERVICES

Special Carton Marking

With specially marked information	N/C

Shipping

Ships **assembled, FOB Pembroke, ON K8A 0E1, freight excluded.** Freight class 100.

Specifications and prices are subject to change without prior notice.

Ruckus® Storage (Delivered Pricing)
Totes

Ruckus® Storage (Delivered Pricing)
Totes

	MODEL	W x D x H	MODEL NUMBER: Basic Model	Pull Option	Base	Shell Color	Door Color	Lock Option	Lock Color	Approx. Packaged Weight	Delivered Pricing
 RCKT	**Tall 3-Column Unit with Doors and (27)3" Totes** • Single-Face only • Totes included are translucent with no lid (not included on the 'empty' model) • Unit ships assembled, including totes and rail sets; glides/casters are field installed • Secure locking doors	44 x 18 x 40-3/4"	RKT441841DR/3T	☐☐	☐☐☐	☐☐	☐☐☐	☐☐	☐☐☐	182.7#	$ 2363
 RCKT	**Tall 3-Column Unit with Doors and (12)6" Totes** • Single-Face only • Totes included are translucent with no lid (not included on the 'empty' model) • Unit ships assembled, including totes and rail sets; glides/casters are field installed • Secure locking doors	44 x 18 x 40-3/4"	RKT441841DR/6T	☐☐	☐☐☐	☐☐	☐☐☐	☐☐	☐☐☐	171.4#	$ 2148
 RCKT	**Tall 3-Column Unit with Doors and (15)3" and (6)6" Totes** • Single-Face only • Totes included are translucent with no lid (not included on the 'empty' model) • Unit ships assembled, including totes and rail sets; glides/casters are field installed • Secure locking doors	44 x 18 x 40-3/4"	RKT441841DR/36T	☐☐	☐☐☐	☐☐	☐☐☐	☐☐	☐☐☐	173.0#	$ 2314
 RCKT	**Tall 3-Column Unit with Doors-Empty** • Single-Face only • Tote and rail sets must be ordered separately and installed on-site • Unit ships assembled; glides/casters are field installed • Secure locking doors	44 x 18 x 40-3/4"	RKT441841DR/XT	☐☐	☐☐☐	☐☐	☐☐☐	☐☐	☐☐☐	151.6#	$ 1764
			Ⓐ	Ⓑ	Ⓒ	Ⓓ	Ⓔ	Ⓕ	Ⓖ		

HOW TO ORDER

Indicate the following information on order form:
1. Quantity of each item.
2. Model number, including options. See "How To Build a Model Number".
3. Any special service required.

Note: • The ☐ indicates that a choice is required.
- The absence of the ☐ indicates that no choice is required.
- Alpha-numeric characters in place of ☐ indicate that no other alternatives are available.

HOW TO BUILD A MODEL NUMBER

Ⓐ Select basic model.

Ⓑ Select pull option.

S6	- Beveled pull Black
S5	- Beveled pull Satin Chrome

Ⓒ Select base option.

4CW	- 4 black casters
4GB	- 4 black glides

Ⓓ Select shell color.
Refer to the **Product Color Options** page in this price list.

Ⓔ Select front door color.
Refer to the **Product Color Options** page in this price list.

Ⓕ Select lock optiion.

KS	- Key standard
NLC	- No lock core
KA	- Key alike

Ⓖ Select lock color.
Refer to the **Product Color Options** page in this price list.

SPECIAL SERVICES

Special Carton Marking

With specially marked information N/C

Shipping

Ships **assembled, FOB Pembroke, ON K8A 0E1, freight excluded.** Freight class 100.

Specifications and prices are subject to change without prior notice.

Ruckus® Storage (Delivered Pricing)

Totes with Laminate Top

Ruckus® Storage (Delivered Pricing)
Totes with Laminate Top

	MODEL	W x D x H	MODEL NUMBER Basic Model	Base	Top Color	Edge Color	Shell Color	Approx. Packaged Weight	Delivered Pricing
 RCKT	**Short 2-Column Unit, Open with Laminate top and (12)3" Totes** • Laminate top (1-1/4" with 74P edge) • Single-Face only • Totes included are translucent with no lid (not included on the 'empty' model) • Unit ships assembled, including totes and rail sets; glides/casters are field installed	30 x 18 x 29"	RKT301829OPT/3T	□□□	□□□	□□□	□□	107.2#	$ 1608
 RCKT	**Short 2-Column Unit, Open with Laminate top and (6)6" Totes** • Laminate top (1-1/4" with 74P edge) • Single-Face only • Totes included are translucent with no lid (not included on the 'empty' model) • Unit ships assembled, including totes and rail sets; glides/casters are field installed	30 x 18 x 29"	RKT301829OPT/6T	□□□	□□□	□□□	□□	103.4#	$ 1511
 RCKT	**Short 2-Column Unit, Open with Laminate top and (8)3" and (2)6" Totes** • Laminate top (1-1/4" with 74P edge) • Single-Face only • Totes included are translucent with no lid (not included on the 'empty' model) • Unit ships assembled, including totes and rail sets; glides/casters are field installed	30 x 18 x 29"	RKT301829OPT/36T	□□□	□□□	□□□	□□	105.9#	$ 1588
 RCKT	**Short 2-Column Unit, Open with Laminate top-Empty** • Laminate top (1-1/4" with 74P edge) • Single-Face only • Tote and rail sets must be ordered separately and installed on-site • Unit ships assembled; glides/casters are field installed	30 x 18 x 29"	RKT301829OPT/XT	□□□	□□□	□□□	□□	93.4#	$ 1326
			Ⓐ	Ⓑ	Ⓒ	Ⓓ	Ⓔ		

HOW TO ORDER

Indicate the following information on order form:
1. Quantity of each item.
2. Model number, including options. See "How To Build a Model Number".
3. Any special service required.

Note: • The □ indicates that a choice is required.
• The absence of the □ indicates that no choice is required.
• Alpha-numeric characters in place of □ indicate that no other alternatives are available.

HOW TO BUILD A MODEL NUMBER

Ⓐ Select basic model.

Ⓑ Select base option.

4CW	- 4 black casters
4GB	- 4 black glides

Ⓒ Select top laminate surface.
Refer to the **Product Color Options** page in this price list.

Ⓓ Select edge color.
Refer to the **Product Color Options** page in this price list.

Ⓔ Select shell color.
Refer to the **Product Color Options** page in this price list.

FINISH INFORMATION

Additional Laminate Offering

Additional laminates beyond KI standard offering, are available with two weeks extended leadtime. To specify additional laminates, use these designators followed by the supplier's color/pattern code:

Formica - LF/supplier's color pattern code
Nevamar - LN/supplier's color pattern code
Wilsonart - LW/supplier's color pattern code

KI's standard finish is the supplier's recommended finish for that color/pattern. Note: Nonstandard laminates from these suppliers (example: textured laminates), require an upcharge and additional leadtime.
Contact KI.

SPECIAL SERVICES

Special Carton Marking

With specially marked information	N/C

Shipping

Ships **assembled, FOB Pembroke, ON K8A 0E1, freight excluded.** Freight class 100.

Specifications and prices are subject to change without prior notice.

Ruckus® Storage (Delivered Pricing)

Totes with Laminate Top

Ruckus® Storage (Delivered Pricing)
Totes with Laminate Top

	MODEL	W x D x H	MODEL NUMBER: Basic Model	Pull Option	Base	Top Color	Edge Color	Shell Color	Door Color	Lock Option	Lock Color	Approx. Packaged Weight	Delivered Pricing
 RCKT	**Short 2-Column Unit with Doors, Laminate Top and (12)3" Totes** • Laminate top (1-1/4" with 74P edge) • Single-Face only • Totes included are translucent with no lid (not included on the 'empty' model) • Unit ships assembled, including totes and rail sets; glides/casters are field installed • Secure locking doors	30 x 18 x 29"	RKT301829DRT/3T	□□	□□□	□□□	□□□	□□	□□□	□□	□□□	131.5#	$ 1840
 RCKT	**Short 2-Column Unit with Doors, Laminate Top and (6)6" Totes** • Laminate top (1-1/4" with 74P edge) • Single-Face only • Totes included are translucent with no lid (not included on the 'empty' model) • Unit ships assembled, including totes and rail sets; glides/casters are field installed • Secure locking doors	30 x 18 x 29"	RKT301829DRT/6T	□□	□□□	□□□	□□□	□□	□□□	□□	□□□	127.7#	$ 1744
 RCKT	**Short 2-Column Unit with Doors, Laminate Top and (8)3" and (2)6" Totes** • Laminate top (1-1/4" with 74P edge) • Single-Face only • Totes included are translucent with no lid (not included on the 'empty' model) • Unit ships assembled, including totes and rail sets; glides/casters are field installed • Secure locking doors	30 x 18 x 29"	RKT301829DRT/36T	□□	□□□	□□□	□□□	□□	□□□	□□	□□□	130.2#	$ 1820
 RCKT	**Short 2-Column Unit with Doors and Laminate Top-Empty** • Laminate top (1-1/4" with 74P edge) • Single-Face only • Tote and rail sets must be ordered separately and installed on-site • Unit ships assembled; glides/casters are field installed • Secure locking doors	30 x 18 x 29"	RKT301829DRT/XT	□□	□□□	□□□	□□□	□□	□□□	□□	□□□	117.7#	$ 1558
			Ⓐ	Ⓑ	Ⓒ	Ⓓ	Ⓔ	Ⓕ	Ⓖ	Ⓗ	Ⓘ		

HOW TO ORDER

Indicate the following information on order form:
1. Quantity of each item.
2. Model number, including options. See "How To Build a Model Number".
3. Any special service required.

Note: • The □ indicates that a choice is required.
- The absence of the □ indicates that no choice is required.
- Alpha-numeric characters in place of □ indicate that no other alternatives are available.

HOW TO BUILD A MODEL NUMBER

Ⓐ Select basic model.

Ⓑ Select pull option.

S6	- Beveled pull Black
S5	- Beveled pull Satin Chrome

Ⓒ Select base option.

4CW	- 4 black casters
4GB	- 4 black glides

Ⓓ Select top laminate surface.
Refer to the **Product Color Options** page in this price list.

Ⓔ Select edge color.
Refer to the **Product Color Options** page in this price list.

Ⓕ Select shell color.
Refer to the **Product Color Options** page in this price list.

Ⓖ Select front door color.
Refer to the **Product Color Options** page in this price list.

Ⓗ Select lock optiion.

KS	- Key standard
NLC	- No lock core
KA	- Key alike

Ⓘ Select lock color.
Refer to the **Product Color Options** page in this price list.

FINISH INFORMATION

Additional Laminate Offering

Additional laminates beyond KI standard offering, are available with two weeks extended leadtime. To specify additional laminates, use these designators followed by the supplier's color/pattern code:

Formica - LF/supplier's color pattern code
Nevamar - LN/supplier's color pattern code
Wilsonart - LW/supplier's color pattern code

KI's standard finish is the supplier's recommended finish for that color/pattern. Note: Nonstandard laminates from these suppliers (example: textured laminates), require an upcharge and additional leadtime.
Contact KI.

SPECIAL SERVICES

Special Carton Marking

With specially marked information N/C

Shipping

Ships **assembled, FOB Pembroke, ON K8A 0E1, freight excluded.** Freight class 100.

Specifications and prices are subject to change without prior notice.

Ruckus® Storage (Delivered Pricing)

Totes with Laminate Top

Ruckus® Storage (Delivered Pricing)
Totes with Laminate Top

	MODEL	W x D x H	MODEL NUMBER Basic Model	Base	Top Color	Edge Color	Shell Color	Approx. Packaged Weight	Delivered Pricing
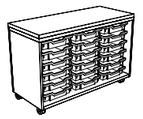 RCKT	**Short 3-Column Unit, Open with Laminate top and (18)3" Totes** • Laminate top (1-1/4" with 74P edge) • Single-Face only • Totes included are translucent with no lid (not included on the 'empty' model) • Unit ships assembled, including totes and rail sets; glides/casters are field installed	44 x 18 x 29"	RKT441829OPT/3T	□□□	□□□	□□□	□□	151.1#	$ 2017
 RCKT	**Short 3-Column Unit, Open with Laminate top and (9)6" Totes** • Laminate top (1-1/4" with 74P edge) • Single-Face only • Totes included are translucent with no lid (not included on the 'empty' model) • Unit ships assembled, including totes and rail sets; glides/casters are field installed	44 x 18 x 29"	RKT441829OPT/6T	□□□	□□□	□□□	□□	145.9#	$ 1885
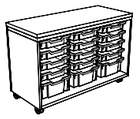 RCKT	**Short 3-Column Unit, Open with Laminate top and (12)3" and (3)6" Totes** • Laminate top (1-1/4" with 74P edge) • Single-Face only • Totes included are translucent with no lid (not included on the 'empty' model) • Unit ships assembled, including totes and rail sets; glides/casters are field installed	44 x 18 x 29"	RKT441829OPT/36T	□□□	□□□	□□□	□□	153.0#	$ 1984
 RCKT	**Short 3-Column Unit, Open with Laminate top-Empty** • Laminate top (1-1/4" with 74P edge) • Single-Face only • Tote and rail sets must be ordered separately and installed on-site • Unit ships assembled; glides/casters are field installed	44 x 18 x 29"	RKT441829OPT/XT	□□□	□□□	□□□	□□	131.1#	$ 1606
				Ⓑ	Ⓒ	Ⓓ	Ⓔ		

HOW TO ORDER

Indicate the following information on order form:
1. Quantity of each item.
2. Model number, including options. See "How To Build a Model Number".
3. Any special service required.

Note: • The □ indicates that a choice is required.
• The absence of the □ indicates that no choice is required.
• Alpha-numeric characters in place of □ indicate that no other alternatives are available.

HOW TO BUILD A MODEL NUMBER

Ⓐ Select basic model.

Ⓑ Select base option.

4CW	- 4 black casters
4GB	- 4 black glides

Ⓒ Select top laminate surface.
Refer to the **Product Color Options** page in this price list.

Ⓓ Select edge color.
Refer to the **Product Color Options** page in this price list.

Ⓔ Select shell color.
Refer to the **Product Color Options** page in this price list.

FINISH INFORMATION

Additional Laminate Offering

Additional laminates beyond KI standard offering, are available with two weeks extended leadtime. To specify additional laminates, use these designators followed by the supplier's color/pattern code:

Formica - LF/supplier's color pattern code
Nevamar - LN/supplier's color pattern code
Wilsonart - LW/supplier's color pattern code

KI's standard finish is the supplier's recommended finish for that color/pattern. Note: Nonstandard laminates from these suppliers (example: textured laminates), require an upcharge and additional leadtime.
Contact KI.

SPECIAL SERVICES

Special Carton Marking

With specially marked information N/C

Shipping

Ships **assembled, FOB Pembroke, ON K8A 0E1, freight excluded.** Freight class 100.

Specifications and prices are subject to change without prior notice.

Ruckus® Storage (Delivered Pricing)

Totes with Laminate Top

Ruckus® Storage (Delivered Pricing)
Totes with Laminate Top

	MODEL	W x D x H	MODEL NUMBER: Basic Model	Pull Option	Base	Top Color	Edge Color	Shell Color	Door Color	Lock Option	Lock Color	Approx. Packaged Weight	Delivered Pricing
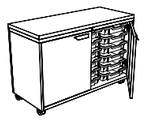 RCKT	**Short 3-Column Unit with Doors, Laminate Top and (18)3" Totes** • Laminate top (1-1/4" with 74P edge) • Single-Face only • Totes included are translucent with no lid (not included on the 'empty' model) • Unit ships assembled, including totes and rail sets; glides/casters are field installed • Secure locking doors	44 x 18 x 29"	RKT441829DRT/3T	□□	□□□	□□□	□□□	□□	□□□	□□	□□□	177.8#	$ 2276
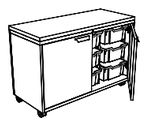 RCKT	**Short 3-Column Unit with Doors, Laminate Top and (9)6" Totes** • Laminate top (1-1/4" with 74P edge) • Single-Face only • Totes included are translucent with no lid (not included on the 'empty' model) • Unit ships assembled, including totes and rail sets; glides/casters are field installed • Secure locking doors	44 x 18 x 29"	RKT441829DRT/6T	□□	□□□	□□□	□□□	□□	□□□	□□	□□□	171.9#	$ 2144
 RCKT	**Short 3-Column Unit with Doors, Laminate Top and (12)3" and (3)6" Totes** • Laminate top (1-1/4" with 74P edge) • Single-Face only • Totes included are translucent with no lid (not included on the 'empty' model) • Unit ships assembled, including totes and rail sets; glides/casters are field installed • Secure locking doors	44 x 18 x 29"	RKT441829DRT/36T	□□	□□□	□□□	□□□	□□	□□□	□□	□□□	179.0#	$ 2243
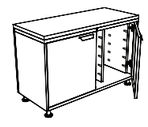 RCKT	**Short 3-Column Unit with Doors and Laminate Top-Empty** • Laminate top (1-1/4" with 74P edge) • Single-Face only • Tote and rail sets must be ordered separately and installed on-site • Unit ships assembled; glides/casters are field installed • Secure locking doors	44 x 18 x 29"	RKT441829DRT/XT	□□	□□□	□□□	□□□	□□	□□□	□□	□□□	157.1#	$ 1866
			Ⓐ	Ⓑ	Ⓒ	Ⓓ	Ⓔ	Ⓕ	Ⓖ	Ⓗ	Ⓘ		

HOW TO ORDER

Indicate the following information on order form:
1. Quantity of each item.
2. Model number, including options. See "How To Build a Model Number".
3. Any special service required.

Note: • The □ indicates that a choice is required.
- The absence of the □ indicates that no choice is required.
- Alpha-numeric characters in place of □ indicate that no other alternatives are available.

HOW TO BUILD A MODEL NUMBER

Ⓐ Select basic model.

Ⓑ Select pull option.

S6	- Beveled pull Black
S5	- Beveled pull Satin Chrome

Ⓒ Select base option.

4CW	- 4 black casters
4GB	- 4 black glides

Ⓓ Select top laminate surface.
Refer to the **Product Color Options** page in this price list.

Ⓔ Select edge color.
Refer to the **Product Color Options** page in this price list.

Ⓕ Select shell color.
Refer to the **Product Color Options** page in this price list.

Ⓖ Select front door color.
Refer to the **Product Color Options** page in this price list.

Ⓗ Select lock optiion.

KS	- Key standard
NLC	- No lock core
KA	- Key alike

Ⓘ Select lock color.
Refer to the **Product Color Options** page in this price list.

FINISH INFORMATION

Additional Laminate Offering

Additional laminates beyond KI standard offering, are available with two weeks extended leadtime. To specify additional laminates, use these designators followed by the supplier's color/pattern code:

Formica - LF/supplier's color pattern code
Nevamar - LN/supplier's color pattern code
Wilsonart - LW/supplier's color pattern code

KI's standard finish is the supplier's recommended finish for that color/pattern. Note: Nonstandard laminates from these suppliers (example: textured laminates), require an upcharge and additional leadtime.
Contact KI.

SPECIAL SERVICES

Special Carton Marking

With specially marked information N/C

Shipping

Ships **assembled, FOB Pembroke, ON K8A 0E1, freight excluded.** Freight class 100.

Specifications and prices are subject to change without prior notice.

Ruckus® Storage (Delivered Pricing)

Totes with Laminate Top

Ruckus® Storage (Delivered Pricing)
Totes with Laminate Top

	MODEL	W x D x H	MODEL NUMBER Basic Model	Base	Top Color	Edge Color	Shell Color	Approx. Packaged Weight	Delivered Pricing
 RCKT	**Tall 2-Column Unit, Open with Laminate Top and (18)3" Totes** • Laminate top (1-1/4" with 74P edge) • Single-Face only • Totes included are translucent with no lid (not included on the 'empty' model) • Unit ships assembled, including totes and rail sets; glides/casters are field installed	30 x 18 x 42"	RKT301842OPT/3T	□□□	□□□	□□□	□□	131.2#	$ 1897
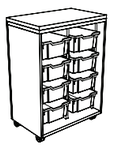 RCKT	**Tall 2-Column Unit, Open with Laminate Top and (8)6" Totes** • Laminate top (1-1/4" with 74P edge) • Single-Face only • Totes included are translucent with no lid (not included on the 'empty' model) • Unit ships assembled, including totes and rail sets; glides/casters are field installed	30 x 18 x 42"	RKT301842OPT/6T	□□□	□□□	□□□	□□	123.7#	$ 1734
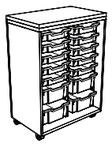 RCKT	**Tall 2-Column Unit, Open with Laminate Top and (10)3" and (4)6" Totes** • Laminate top (1-1/4" with 74P edge) • Single-Face only • Totes included are translucent with no lid (not included on the 'empty' model) • Unit ships assembled, including totes and rail sets; glides/casters are field installed	30 x 18 x 42"	RKT301842OPT/36T	□□□	□□□	□□□	□□	128.6#	$ 1847
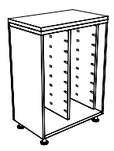 RCKT	**Tall 2-Column Unit, Open with Laminate Top-Empty** • Laminate top (1-1/4" with 74P edge) • Single-Face only • Tote and rail sets must be ordered separately and installed on-site • Unit ships assembled; glides/casters are field installed	30 x 18 x 42"	RKT301842OPT/XT	□□□	□□□	□□□	□□	110.5#	$ 1487
			Ⓐ	Ⓑ	Ⓒ	Ⓓ	Ⓔ		

HOW TO ORDER

Indicate the following information on order form:
1. Quantity of each item.
2. Model number, including options. See "How To Build a Model Number".
3. Any special service required.

Note: • The □ indicates that a choice is required.
• The absence of the □ indicates that no choice is required.
• Alpha-numeric characters in place of □ indicate that no other alternatives are available.

HOW TO BUILD A MODEL NUMBER

Ⓐ Select basic model.

Ⓑ Select base option.

4CW	- 4 black casters
4GB	- 4 black glides

Ⓒ Select top laminate surface.
Refer to the **Product Color Options** page in this price list.

Ⓓ Select edge color.
Refer to the **Product Color Options** page in this price list.

Ⓔ Select shell color.
Refer to the **Product Color Options** page in this price list.

FINISH INFORMATION

Additional Laminate Offering

Additional laminates beyond KI standard offering, are available with two weeks extended leadtime. To specify additional laminates, use these designators followed by the supplier's color/pattern code:

Formica - LF/supplier's color pattern code
Nevamar - LN/supplier's color pattern code
Wilsonart - LW/supplier's color pattern code

KI's standard finish is the supplier's recommended finish for that color/pattern. Note: Nonstandard laminates from these suppliers (example: textured laminates), require an upcharge and additional leadtime.
Contact KI.

SPECIAL SERVICES

Special Carton Marking

With specially marked information N/C

Shipping

Ships **assembled, FOB Pembroke, ON K8A 0E1, freight excluded.** Freight class 100.

Specifications and prices are subject to change without prior notice.

Ruckus® Storage (Delivered Pricing)

Totes with Laminate Top

Ruckus® Storage (Delivered Pricing)

Totes with Laminate Top

	MODEL	W x D x H	MODEL NUMBER: Basic Model	Pull Option	Base	Top Color	Edge Color	Shell Color	Door Color	Lock Option	Lock Color	Approx. Packaged Weight	Delivered Pricing
 RCKT	**Tall 2-Column Unit with Laminate Top, Doors and (18)3" Totes** • Laminate top (1-1/4" with 74P edge) • Single-Face only • Totes included are translucent with no lid (not included on the 'empty' model) • Unit ships assembled, including totes and rail sets; glides/casters are field installed • Secure locking doors	30 x 18 x 42"	RKT301842DRT/3T	□□	□□□	□□□	□□□	□□	□□□	□□	□□□	157.2#	$ 2162
 RCKT	**Tall 2-Column Unit with Laminate Top, Doors and (8)6" Totes** • Laminate top (1-1/4" with 74P edge) • Single-Face only • Totes included are translucent with no lid (not included on the 'empty' model) • Unit ships assembled, including totes and rail sets; glides/casters are field installed • Secure locking doors	30 x 18 x 42"	RKT301842DRT/6T	□□	□□□	□□□	□□□	□□	□□□	□□	□□□	149.7#	$ 1998
 RCKT	**Tall 2-Column Unit with Laminate Top, Doors and (10)3" and (4)6" Totes** • Laminate top (1-1/4" with 74P edge) • Single-Face only • Totes included are translucent with no lid (not included on the 'empty' model) • Unit ships assembled, including totes and rail sets; glides/casters are field installed • Secure locking doors	30 x 18 x 42"	RKT301842DRT/36T	□□	□□□	□□□	□□□	□□	□□□	□□	□□□	154.6#	$ 2112
 RCKT	**Tall 2-Column Unit with Laminate Top and Doors-Empty** • Laminate top (1-1/4" with 74P edge) • Single-Face only • Tote and rail sets must be ordered separately and installed on-site • Unit ships assembled; glides/casters are field installed • Secure locking doors	30 x 18 x 42"	RKT301842DRT/XT	□□	□□□	□□□	□□□	□□		□□	□□□	136.5#	$ 1752
			Ⓐ	Ⓑ	Ⓒ	Ⓓ	Ⓔ	Ⓕ	Ⓖ	Ⓗ	Ⓘ		

HOW TO ORDER

Indicate the following information on order form:
1. Quantity of each item.
2. Model number, including options. See "How To Build a Model Number".
3. Any special service required.

Note: • The □ indicates that a choice is required.
- The absence of the □ indicates that no choice is required.
- Alpha-numeric characters in place of □ indicate that no other alternatives are available.

HOW TO BUILD A MODEL NUMBER

Ⓐ Select basic model.

Ⓑ Select pull option.

S6	- Beveled pull Black
S5	- Beveled pull Satin Chrome

Ⓒ Select base option.

4CW	- 4 black casters
4GB	- 4 black glides

Ⓓ Select top laminate surface.
Refer to the **Product Color Options** page in this price list.

Ⓔ Select edge color.
Refer to the **Product Color Options** page in this price list.

Ⓕ Select shell color.
Refer to the **Product Color Options** page in this price list.

Ⓖ Select front door color.
Refer to the **Product Color Options** page in this price list.

Ⓗ Select lock optiion.

KS	- Key standard
NLC	- No lock core
KA	- Key alike

Ⓘ Select lock color.
Refer to the **Product Color Options** page in this price list.

FINISH INFORMATION

Additional Laminate Offering

Additional laminates beyond KI standard offering, are available with two weeks extended leadtime. To specify additional laminates, use these designators followed by the supplier's color/pattern code:

Formica - LF/supplier's color pattern code
Nevamar - LN/supplier's color pattern code
Wilsonart - LW/supplier's color pattern code

KI's standard finish is the supplier's recommended finish for that color/pattern. Note: Nonstandard laminates from these suppliers (example: textured laminates), require an upcharge and additional leadtime.
Contact KI.

SPECIAL SERVICES

Special Carton Marking

With specially marked information N/C

Shipping

Ships **assembled, FOB Pembroke, ON K8A 0E1, freight excluded.** Freight class 100.

Specifications and prices are subject to change without prior notice.

Ruckus® Storage (Delivered Pricing)

Totes with Laminate Top

Ruckus® Storage (Delivered Pricing)
Totes with Laminate Top

	MODEL	W x D x H	MODEL NUMBER Basic Model	Base	Top Color	Edge Color	Shell Color	Approx. Packaged Weight	Delivered Pricing
 RCKT	**Tall 3-Column Unit, Open with Laminate top and (27)3" Totes** • Laminate top (1-1/4" with 74P edge) • Single-Face only • Totes included are translucent with no lid (not included on the 'empty' model) • Unit ships assembled, including totes and rail sets; glides/casters are field installed	44 x 18 x 42"	RKT441842OPT/3T	□□□	□□□	□□□	□□	185.1#	$ 2372
 RCKT	**Tall 3-Column Unit, Open with Laminate top and (12)6" Totes** • Laminate top (1-1/4" with 74P edge) • Single-Face only • Totes included are translucent with no lid (not included on the 'empty' model) • Unit ships assembled, including totes and rail sets; glides/casters are field installed	44 x 18 x 42"	RKT441842OPT/6T	□□□	□□□	□□□	□□	173.8#	$ 2137
 RCKT	**Tall 3-Column Unit, Open with Laminate top and (15)3" and (6)6" Totes** • Laminate top (1-1/4" with 74P edge) • Single-Face only • Totes included are translucent with no lid (not included on the 'empty' model) • Unit ships assembled, including totes and rail sets; glides/casters are field installed	44 x 18 x 42"	RKT441842OPT/36T	□□□	□□□	□□□	□□	175.1#	$ 2297
 RCKT	**Tall 3-Column Unit, Open with Laminate top-Empty** • Laminate top (1-1/4" with 74P edge) • Single-Face only • Tote and rail sets must be ordered separately and installed on-site • Unit ships assembled; glides/casters are field installed	44 x 18 x 42"	RKT441842OPT/XT	□□□	□□□	□□□	□□	154.0#	$ 1760
			Ⓐ	Ⓑ	Ⓒ	Ⓓ	Ⓔ		

HOW TO ORDER

Indicate the following information on order form:
1. Quantity of each item.
2. Model number, including options. See "How To Build a Model Number".
3. Any special service required.

Note: • The □ indicates that a choice is required.
• The absence of the □ indicates that no choice is required.
• Alpha-numeric characters in place of □ indicate that no other alternatives are available.

HOW TO BUILD A MODEL NUMBER

Ⓐ Select basic model.

Ⓑ Select base option.

4CW	- 4 black casters
4GB	- 4 black glides

Ⓒ Select top laminate surface.
Refer to the **Product Color Options** page in this price list.

Ⓓ Select edge color.
Refer to the **Product Color Options** page in this price list.

Ⓔ Select shell color.
Refer to the **Product Color Options** page in this price list.

FINISH INFORMATION

Additional Laminate Offering

Additional laminates beyond KI standard offering, are available with two weeks extended leadtime. To specify additional laminates, use these designators followed by the supplier's color/pattern code:

Formica - LF/supplier's color pattern code
Nevamar - LN/supplier's color pattern code
Wilsonart - LW/supplier's color pattern code

KI's standard finish is the supplier's recommended finish for that color/pattern. Note: Nonstandard laminates from these suppliers (example: textured laminates), require an upcharge and additional leadtime.
Contact KI.

SPECIAL SERVICES

Special Carton Marking

With specially marked information N/C

Shipping

Ships **assembled, FOB Pembroke, ON K8A 0E1, freight excluded.** Freight class 100.

Specifications and prices are subject to change without prior notice.

Ruckus® Storage (Delivered Pricing)

Totes with Laminate Top

Ruckus® Storage (Delivered Pricing)
Totes with Laminate Top

	MODEL	W x D x H	MODEL NUMBER: Basic Model	Pull Option	Base	Top Color	Edge Color	Shell Color	Door Color	Lock Option	Lock Color	Approx. Packaged Weight	Delivered Pricing
 RCKT	**Tall 3-Column Unit with Doors, Laminate Top and (27)3" Totes** • Laminate top (1-1/4" with 74P edge) • Single-Face only • Totes included are translucent with no lid (not included on the 'empty' model) • Unit ships assembled, including totes and rail sets; glides/casters are field installed • Secure locking doors	44 x 18 x 42"	RKT441842DRT/3T	□□	□□□	□□□	□□□	□□	□□□	□□	□□□	211.1#	$ 2658
 RCKT	**Tall 3-Column Unit with Doors, Laminate Top and (12)6" Totes** • Laminate top (1-1/4" with 74P edge) • Single-Face only • Totes included are translucent with no lid (not included on the 'empty' model) • Unit ships assembled, including totes and rail sets; glides/casters are field installed • Secure locking doors	44 x 18 x 42"	RKT441842DRT/6T	□□	□□□	□□□	□□□	□□	□□□	□□	□□□	199.8#	$ 2443
 RCKT	**Tall 3-Column Unit with Doors, Laminate Top and (15)3" and (6)6" Totes** • Laminate top (1-1/4" with 74P edge) • Single-Face only • Totes included are translucent with no lid (not included on the 'empty' model) • Unit ships assembled, including totes and rail sets; glides/casters are field installed • Secure locking doors	44 x 18 x 42"	RKT441842DRT/36T	□□	□□□	□□□	□□□	□□	□□□	□□	□□□	201.1#	$ 2607
 RCKT	**Tall 3-Column Unit with Doors and Laminate Top-Empty** • Laminate top (1-1/4" with 74P edge) • Single-Face only • Tote and rail sets must be ordered separately and installed on-site • Unit ships assembled; glides/casters are field installed • Secure locking doors	44 x 18 x 42"	RKT441842DRT/XT	□□	□□□	□□□	□□□	□□	□□□	□□	□□□	180.0#	$ 2059
			Ⓐ	Ⓑ	Ⓒ	Ⓓ	Ⓔ	Ⓕ	Ⓖ	Ⓗ	Ⓘ		

HOW TO ORDER

Indicate the following information on order form:
1. Quantity of each item.
2. Model number, including options. See "How To Build a Model Number".
3. Any special service required.

Note: • The □ indicates that a choice is required.
- The absence of the □ indicates that no choice is required.
- Alpha-numeric characters in place of □ indicate that no other alternatives are available.

HOW TO BUILD A MODEL NUMBER

Ⓐ Select basic model.

Ⓑ Select pull option.

S6	- Beveled pull Black
S5	- Beveled pull Satin Chrome

Ⓒ Select base option.

4CW	- 4 black casters
4GB	- 4 black glides

Ⓓ Select top laminate surface.
Refer to the **Product Color Options** page in this price list.

Ⓔ Select edge color.
Refer to the **Product Color Options** page in this price list.

Ⓕ Select shell color.
Refer to the **Product Color Options** page in this price list.

Ⓖ Select front door color.
Refer to the **Product Color Options** page in this price list.

Ⓗ Select lock optiion.

KS	- Key standard
NLC	- No lock core
KA	- Key alike

Ⓘ Select lock color.
Refer to the **Product Color Options** page in this price list.

FINISH INFORMATION

Additional Laminate Offering

Additional laminates beyond KI standard offering, are available with two weeks extended leadtime. To specify additional laminates, use these designators followed by the supplier's color/pattern code:

Formica - LF/supplier's color pattern code
Nevamar - LN/supplier's color pattern code
Wilsonart - LW/supplier's color pattern code

KI's standard finish is the supplier's recommended finish for that color/pattern. Note: Nonstandard laminates from these suppliers (example: textured laminates), require an upcharge and additional leadtime.
Contact KI.

SPECIAL SERVICES

Special Carton Marking

With specially marked information	N/C

Shipping

Ships **assembled, FOB Pembroke, ON K8A 0E1, freight excluded.** Freight class 100.

Specifications and prices are subject to change without prior notice.

Ruckus® Storage (Delivered Pricing)

Storage Accessories

Ruckus® Storage (Delivered Pricing)
Storage Accessories

	MODEL	W x D	MODEL NUMBER Basic Model	Approx. Packaged Weight	Delivered Pricing
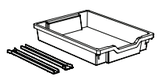 RCKA	**3"H Totes Kit (includes 6 translucent totes and rail sets)**		RKA3TKIT6	8.2#	$ 199
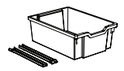 RCKA	**6"H Totes Kit (includes 6 translucent totes and rail sets)**		RKA6TKIT6	11.2#	$ 231
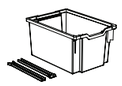 RCKA	**9"H Totes Kit (includes 6 translucent totes and rail sets)**		RKA9TKIT6	13.3#	$ 288
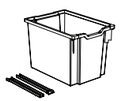 RCKA	**12"H Totes Kit (includes 6 translucent totes and rail sets)**		RKA12TKIT6	17.5#	$ 314
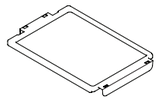 RCKA	**Tote Lids Kit (includes 6 translucent tote lids)**		RKALIDKIT6	3.3#	$ 134

Ⓐ

HOW TO ORDER

Indicate the following information on order form:
1. Quantity of each item.
2. Model number, including options. See "How To Build a Model Number".
3. Any special service required.

Note: • The ☐ indicates that a choice is required.
- The absence of the ☐ indicates that no choice is required.
- Alpha-numeric characters in place of ☐ indicate that no other alternatives are available.

HOW TO BUILD A MODEL NUMBER

Ⓐ Select basic model.

SPECIAL SERVICES

Special Carton Marking

With specially marked information	N/C

Shipping

Ships **assembled, FOB Pembroke, ON K8A 0E1, freight excluded.** Freight class 100.

Specifications and prices are subject to change without prior notice.

Ruckus® Storage (Delivered Pricing)

Storage Accessories

Ruckus® Storage (Delivered Pricing)
Storage Accessories

	MODEL	MODEL NUMBER Basic Model	MODEL NUMBER Color	Approx. Packaged Weight	Delivered Pricing
 RCKA	**Tote Storage Rails Only Kit (includes 12 rail sets)**	RKARAILKIT12		2.6#	$ 128
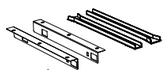 RCKA	**Undersurface Rail kit (tote specified separately)** • Mounting brackets are Starlight Silver Metallic	RKAUSRKIT1		1.0#	$ 66
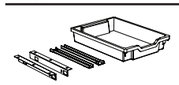 RCKA	**Undersurface Rail kit, with 3" Tote** • Mounting brackets are Starlight Silver Metallic	RKAUSR3TKIT1		2.2#	$ 110
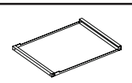 RCKA	**Tote Storage Removeable Steel Shelf with Rail Set**	RKATSSHELF	□□	4.5#	$ 55
		Ⓐ	Ⓑ		

HOW TO ORDER

Indicate the following information on order form:
1. Quantity of each item.
2. Model number, including options. See "How To Build a Model Number".
3. Any special service required.

Note: • The □ indicates that a choice is required.
- The absence of the □ indicates that no choice is required.
- Alpha-numeric characters in place of □ indicate that no other alternatives are available.

HOW TO BUILD A MODEL NUMBER

Ⓐ Select basic model.

Ⓑ Select color.
Refer to the **Product Color Options** page in this price list.

SPECIAL SERVICES

Special Carton Marking

With specially marked information	N/C

Shipping

Ships **assembled, FOB Pembroke, ON K8A 0E1, freight excluded.** Freight class 100.

Specifications and prices are subject to change without prior notice.

Ruckus® Storage (Delivered Pricing)

Storage Accessories

Ruckus® Storage (Delivered Pricing)
Storage Accessories

	MODEL	W x D	MODEL NUMBER Basic Model	Top Color	Edge Color	Approx. Packaged Weight	Delivered Pricing
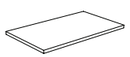 RCKA	**Tote Storage Top 30Wx18D** • Laminate top (1-1/4" with 74P edge)	30 x 18"	RKATTOP3018	□□□	□□□	19.4#	$ 363
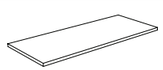 RCKA	**Tote Storage Top 44Wx18D** • Laminate top (1-1/4" with 74P edge)	44 x 18"	RKATTOP4418	□□□	□□□	28.4#	$ 444
 RCKA	**Ruckus Storage Caster Kit (4 Black Casters)**		RKA4CWKIT			2.0#	$ 65
 RCKA	**Ruckus Storage Glide Kit (4 Black Glides)**		RKA4GBKIT			1.5#	$ 71
			Ⓐ	Ⓑ	Ⓒ		

HOW TO ORDER

Indicate the following information on order form:
1. Quantity of each item.
2. Model number, including options. See "How To Build a Model Number".
3. Any special service required.

Note: • The □ indicates that a choice is required.
- The absence of the □ indicates that no choice is required.
- Alpha-numeric characters in place of □ indicate that no other alternatives are available.

HOW TO BUILD A MODEL NUMBER

Ⓐ Select basic model.

Ⓑ Select top laminate surface.
Refer to the **Product Color Options** page in this price list.

Ⓒ Select edge color.
Refer to the **Product Color Options** page in this price list.

SPECIAL SERVICES

Special Carton Marking

With specially marked information	N/C

Shipping

Ships **assembled, FOB Pembroke, ON K8A 0E1, freight excluded.** Freight class 100.

Specifications and prices are subject to change without prior notice.

Ruckus® Storage (Delivered Pricing)
Storage Accessories

Ruckus® Storage (Delivered Pricing)
Storage Accessories

	MODEL	Features	MODEL NUMBER Basic Model	Approx. Packaged Weight	Delivered Pricing
HRDPT	**P-Series Keys** • Double bit design • Range of 200 different core/key numbers available • Must specify lock number(s) requested when ordering cut key or lock core/key sets	Lock Core/2 Key Set - Satin Chrome	2.KP20522.SC	0.4#	$ 15
		Lock Core/2 Key Set - Black	2.KP20522	0.4#	15
		Master Key	2.KP20550	0.2#	11
		Extractor Key	2.KP20551	0.2#	11
		Blank Key	2.KP20552	0.2#	3
		Cut Key	2.KP20557	0.2#	4
HRDPT	**Locker Master Key for CLCK Lock** • Master key for CLCK combination locks • Not for use with any other locks except Ruckus combination locks		2.KP61614	0.2#	$ 29
HRDPT	**Locker Master Key for DLCK Lock** • Master key for DLCK digital locks • Not for use with any other locks except Ruckus digital locks		2.KP61616	0.2#	$ 10

Ⓐ

HOW TO ORDER

Indicate the following information on order form:
1. Quantity of each item.
2. Model number, including options. See “How To Build a Model Number”.
3. Any special service required.

Note: • The ☐ indicates that a choice is required.
- The absence of the ☐ indicates that no choice is required.
- Alpha-numeric characters in place of ☐ indicate that no other alternatives are available.

HOW TO BUILD A MODEL NUMBER

Ⓐ Select basic model.

SPECIAL SERVICES

Special Carton Marking

With specially marked information	N/C

Shipping

Ships **assembled, FOB Pembroke, ON K8A 0E1, freight prepaid.** Freight class 70.

Specifications and prices are subject to change without prior notice.

Ruckus® Whiteboards (Delivered Pricing)

Ruckus® Whiteboards (Delivered Pricing)

	MODEL		MODEL NUMBER Basic Model	Approx. Packaged Weight	Delivered Pricing
 RKWB	**Ruckus Whiteboard, Small** • Dry-erase and tackable acoustic PET felt surfaces • Magnetic dots for attaching markers & other accessories • Leather straps for hanging on wall track and holding papers • Unique palette shape improves handling & positioning • Integrated handle. Hangs on undersurface bag hooks	16 x 12”	RKWB1612	2.0#	$ 110
 RKWB	**Ruckus Whiteboard, Medium** • Dry-erase and tackable acoustic PET felt surfaces • Magnetic dots for attaching markers & other accessories • Leather straps for hanging on wall track and holding papers • Unique palette shape improves handling & positioning • Integrated handle. Hangs on undersurface bag hooks	22 X 18”	RKWB2218	3.5#	$ 155
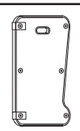 RKWB	**Ruckus Whiteboard, Large** • Dry-erase and tackable acoustic PET felt surfaces • Magnetic dots for attaching markers & other accessories • Leather straps for hanging on wall track and holding papers • Integrated handle	31 x 23”	RKWB3123	6.0#	$ 305
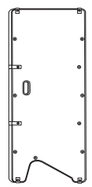 RKWB	**Ruckus Whiteboard, XL** • Dry-erase and tackable acoustic PET felt surfaces • Magnetic dots for attaching markers & other accessories • Leather straps for hanging on wall track and holding papers • Integrated handle • Notched base permits foot clearance	71 x 23”	RKWB7123	16.0#	$ 654
			Ⓐ		

HOW TO ORDER

Indicate the following information on order form:
1. Quantity of each item.
2. Model number, including options. See “How To Build a Model Number”.
3. Any special service required.

Note: • The ☐ indicates that a choice is required.
- The absence of the ☐ indicates that no choice is required.
- Alpha-numeric characters in place of ☐ indicate that no other alternatives are available.

HOW TO BUILD A MODEL NUMBER

Ⓐ Select basic model.

SPECIAL SERVICES

Special Carton Marking

With specially marked information N/C

Shipping

Ships **assembled, FOB Bonduel, WI 54107, freight prepaid.** Freight class 125.

Specifications and prices are subject to change without prior notice.

Ruckus® Whiteboards (Delivered Pricing)
Accessories

Ruckus® Whiteboards (Delivered Pricing)
Accessories

	MODEL	MODEL NUMBER Basic Model	Paint Color	Under Table Storage	Approx. Packaged Weight	Delivered Pricing
 RKWA	**Pivot Dock** • Holds Medium and Large Ruckus Whiteboards upright for display or to create privacy. • Allows user to pivot Whiteboards 360 degrees • Clamps onto desk and table surfaces 3/4" to 1-1/4" thick	RKWADOCK	□□		1.0#	$ 50
 RKWA	**Widget** • Stands Ruckus whiteboards up into a privacy or display mode • Props Ruckus whiteboards up into a drafting angle • Holds one standard size marker (marker not included) • 100% post-consumer recycled PET felt	RKWAWIDGET			0.5#	$ 10
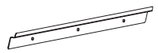 RKWA	**Wall Track 48"** • Allows Ruckus whiteboards to be displayed or stored vertically on exterior walls • 48" length holds 1 to 3 Ruckus Whiteboards depending on size • Mounting hardware not included	RKWAWALLTRCK	□□		1.5#	$ 62
 RKWM	**Undersurface Hook** • 1/4" wire rod, chrome finish • Field Installable, includes 2 screws • Holds whiteboards, bags and purses	RKWMUSHOOK			0.2#	$ 8
 RKWA	**Mobile Display Cart** • Two-sided cart, with two heights of display shelves • Display shelves hold Ruckus whiteboards of any size • Center shelf for storing ruckus whiteboards • Locking caster base	RKWACART	□□	□□□	100.0#	$ 1569
		Ⓐ	Ⓑ	Ⓒ		

HOW TO ORDER

Indicate the following information on order form:
1. Quantity of each item.
2. Model number, including options. See "How To Build a Model Number".
3. Any special service required.

Note: • The □ indicates that a choice is required.
- The absence of the □ indicates that no choice is required.
- Alpha-numeric characters in place of □ indicate that no other alternatives are available.

HOW TO BUILD A MODEL NUMBER

Ⓐ Select basic model.

Ⓑ Select paint color.
Refer to the **Product Color Options** page in this price list.

Ⓒ Select under table storage.

NB	- No book storage
RT	- Removable Storage Tote; add $49

SPECIAL SERVICES

Special Carton Marking

With specially marked information N/C

Shipping

Ships **assembled, FOB Bonduel, WI 54107, freight prepaid.** Freight class 70.

Specifications and prices are subject to change without prior notice.

1330 Bellevue Street
P.O. Box 8100
Green Bay, WI 54308-8100
800.424.2432
ki.com

KI and Furnishing Knowledge are registered trademarks of Krueger International, Inc.

© 2020 Krueger International, Inc.
All Rights Reserved.
Code KI-PLW-000010/KI/PDF/0120

Furnishing Knowledge®

SELA® LOUNGE FURNITURE

PRICE LIST

January 3, 2011

Updated October 3, 2022

800.424.2432

Contents

Refer to KI Terms & Conditions document or visit ki.com.

Contents

Refer to KI Terms & Conditions document or visit ki.com.

Ordering C.O.M., C.O.L., and C.O.V.

High Point	3
Shipping Location	4

Sela®

General Information	5
Seating Product Color Options	6
Table Product Color Options	7
Lounge Seating	8
Tables	12
Cube Tables	13
Replacement Parts	14

Customer's Own Material ■

Specifications Form
January 2017

All fabrics, including COM, COL, KOM and in grades will be applied at the factory's discretion. If a pattern or stripe is to be applied in a certain direction, the customer MUST specify this in writing on the P.O. and attach a sample of the fabric with it running in the application direction to the P.O. Specifying fabric direction may increase the amount of COM or KOM yardage required. Check with KI Customer Service to see if an increase in yardage is necessary BEFORE specifying, ordering and sending COM and COL to the factory or having KOM quoted.

ALL C.O.M AND C.O.L SHIPMENTS MUST BE PREPAID TO:

KI
217 Feld Avenue
High Point, NC 27263

COM and COL must be identified as follows:
1. Name and address
2. Your purchase order number
3. Our style number to which fabric is to be applied
4. Supplier name and fabric name, number, and color

COLLECT SHIPMENTS WILL BE REFUSED.

SHIPMENT SCHEDULE WILL BE GIVEN WHEN ALL FABRIC IS RECEIVED FOR ENTIRE ORDER

YARDAGE REQUIREMENTS LISTED IN PRICE LIST ARE BASED ON PLAIN GOODS 54" WIDE. Fabrics less than 54" wide, or those requiring matching (stripes, plaids, prints, large patterns) will require additional yardage based on the fabric used and the item ordered. CONSULT MATRIX BELOW FOR ADDITIONAL YARDAGE NEEDED.

C.O.M. INCREASE MATRIX (The yardage matrix is also applicable to any reservations of KI Ingrade, Pallas, or KOM upholsteries).

This table is a general guide.

FABRIC WIDTH	PLAIN FABRIC	UNDER 7" REPEAT	8"-13" REPEAT	14"-21" REPEAT	22"-27" REPEAT	28"-33" REPEAT	34"-40" REPEAT	41"-48" REPEAT
54"	0	20%	25%	30%	45%	55%	70%	80%
51"-53"	15%	25%	30%	35%	50%	60%	80%	90%
48"-50"	20%	30%	35%	40%	55%	65%	85%	95%
45"-47"	30%	45%	50%	55%	60%	80%	90%	100%
36"-44"	50%	65%	70%	75%	80%	100%	110%	120%

FABRIC WITH DOUBLE REPEAT: IF USING A FABRIC WITH A DOUBLE REPEAT, PLEASE FOLLOW THIS FORMULA: TAKE THE TOTAL AMOUNT OF THE LARGER AND HALF OF THE SMALLER REPEAT; ADD TOGETHER TO FIND THE CORRECT OVERALL REPEAT. EXAMPLE: 10" VERTICAL WITH 14" HORIZONTAL WOULD BE 14+5=19.

IF FABRIC COMES IN ON MULTIPLE ROLLS, ONE ADDITIONAL YARD PER ROLL NEEDS TO BE ADDED TO THE YARDAGE REQUIREMENT.

SPECIAL NOTE: WE CAN ASSUME NO RESPONSIBILITY FOR THE DURABILITY OR TAILORING QUALITY OF CUSTOMER FURNISHED COVERINGS (C.O.M.) OR KOM. KOM: is fabric that KI will purchase for you at jobber's price (net) plus a nominal charge for handling, shipping, and managing.

1330 Bellevue Street • P. O. Box 8100 • Green Bay, WI 54308-8100 • Tel 1-800-424-2432 • www.ki.com
© 2012 KI All Rights Reserved • Litho in USA • Code KI-11588R4/KI/PDF/1216

Furnishing Knowledge®

Ordering COM, COL and COV
Information

Customer's Own Material ■
Specifications Form
January 2017

ADDITIONAL NOTES:
- Orders cannot go into production without the information listed at right.
- Attach memo sample to this approval sheet.
- If your order has been placed, list PO# _____
- The cost of the COM sample will be paid by the client.
- Even after preliminary approval, KI reserves the right to reject COM/COL if necessary when the quality is not satisfactory for the product to be upholstered. KI assumes no responsibility for its overall appearance, flammability, durability, color fastness or any other quality after upholstered on a KI product.

ALL COM MUST BE APPROVED.
Photocopy this form and submit with COM fabric for approval:

(This fabric approval is for the purpose of advising how to apply your COM fabric, verify yardage required, and suitability.)

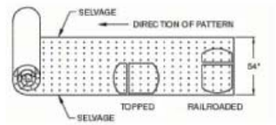

YOUR COMPANY NAME_____

PHONE_____ FAX _____

Material Supplier_____

Material Name_____ Number _____

Material Color _____ Width _____

Vertical Repeat _____ Horizontal Repeat _____

Fiber Content _____

Direction Stripe/Pattern to be applied _____

COM TO BE USED ON THE FOLLOWING:

QTY	PRODUCT NAME/NUMBER
_____	_____
_____	_____
_____	_____
_____	_____
_____	_____

1330 Bellevue Street • P. O. Box 8100 • Green Bay, WI 54308-8100 • Tel 1-800-424-2432 • www.ki.com
© 2012 KI All Rights Reserved • Litho in USA • Code KI-11588R4/KI/PDF/1216
Furnishing Knowledge®

Ordering COM, COL and COV
Information

C.O.M. SHIPPING LOCATION

Architectural Walls
- Evoke ..... MN
- Genius Walls ..... MN

Casegoods
- Aristotle Tackboards ..... MN
- Likha Tackboards ..... MN

Classroom Furniture
- Intellect Wave Chairs ..... GB
- Learn2 ..... GB
- Ruckus ..... GB

Desking
- 700 Series Desking ..... KP
- Balance Overheads ..... MN
- Genesis Desking ..... MN
- True Desking ..... KP
- Universal Overheads ..... MN
- WorkZone Desking ..... MN

Files & Storage
- 700 Series Pedestal Cushion ..... GB
- Connection Zone Pads ..... BW
- U-Series Pedestal Cushion ..... GB
- Tattoo ..... BW

Fixed Seating
- Concerto Auditorium Seating ..... BW
- Single Pedestal Seating ..... GB
- Jury Base Seating ..... GB
- Lancaster Auditorium Seating ..... BW
- Sequence Seating ..... GB
- University Seating ..... GB

Panel Systems
- All Terrain ..... KP
- Balance Overheads ..... MN
- System 3000 ..... MN
- Universal Overheads ..... MN
- Wireworks ..... MN
- Unite ..... MN

Residence Hall Furniture
- RoomScape Furniture ..... MN

Screens
- All Terrain ..... KP
- Connection Zone ..... BW
- True/Volition ..... KP
- Genesis ..... KP
- Tattoo ..... MN
- Universal ..... BW

Seating
- 400 Series Folding Chairs ..... BW
- 600 Series Folding Chairs ..... BW
- 600 Series Stools ..... BW
- Affina Collection ..... HN
- Altus Task Chairs ..... GB
- Apply Stack Chairs ..... GB
- Auditorium Folding Chairs ..... BW
- Calida Lounge Seating ..... HN
- Diem Task Chairs ..... OM
- Doni Collection ..... GB
- FourC Seating ..... GB
- Gladly Lounge Seating ..... VQ
- Grazie Seating ..... GB
- Hiatus Sleeper Bench ..... HN
- Hub Modular Lounge Seating ..... HN
- Impress Task Chairs ..... OM
- Impress Ultra Task Chairs ..... OM
- Jessa Lounge Seating ..... HN
- Jubilee Lounge Seating ..... VQ
- Katera Guest Chair ..... GB
- Kurv Benches ..... HN
- LaResta Day Beds ..... HN
- LimeLite ..... GB
- Lyra Lounge Seating ..... HN
- Maestro Stack Chairs ..... GB
- Matrix Stack Chairs ..... GB
- Medical & Laboratory Stools ..... OM
- MyPlace Lounge Seating ..... HN
- MyWay Seating ..... HN
- Oath Task Chairs and Stools ..... GB
- Opt4 ..... GB
- Pilot Task Chairs ..... OM
- Promenade Seating System ..... BW
- Ruckus ..... GB
- Sela Lounge Seating ..... HN
- Sift Task Chairs ..... GB
- Signia Task Chairs and Stools ..... OM
- Soltice Metal Collection ..... HN
- Soltice Multiple, Healthcare & Guest ..... HN
- Soltice II Healthcare Seating ..... HN
- Strive Multiple, Stack & Task ..... GB
- Sway ..... BW
- Tattoo ..... HN
- Torsion-on-the-Go! Nesting Chairs ..... GB
- Torsion Air Stack and Task Seating ..... GB
- Zoetry ..... HN

KI Manufacturing Sites - Customer's Own Material Shipment Manufacturing Site Addresses

BW
KI Bonduel
Attn: COM Storage
204 West South St.
Bonduel, WI 54107

HN
KI High Point
Attn: COM Storage
217 Feld Avenue
High Point, NC 27263

MN
KI Manitowoc
Attn: COM Storage
1400 S. 41st St.
Manitowoc, WI 54220

VQ
KI
Attn: COM Fabrics
6892 Marlin Circle
La Palma, CA 90623

GB
KI Green Bay
Attn: COM Storage
1687 Westminster Drive - Gate 3
Green Bay, WI 54302

KP
KI Pembroke
Attn: COM Storage
1000 Olympic Dr.
Pembroke, Ontario K8A6X7

OM
KI
Attn: COM Storage
1110 S. Mildred Ave.
Ontario, CA 91761

© 2022 Krueger International Inc. All Rights reserved. Code KI-FF-000059/KI/PDF/0822



Lounge Chair - Metal and Wood Base (1323)



Loveseat - Metal and Wood Base (1333)



Sofa - Metal and Wood Base (1343)



Lounge Chair and a Half (1223)



Lounge Chair with Tablet Arm - Metal and Wood Base (1313T)



Ottoman (1220)

General Dimensions						
Seat width	22-3/4"	46-1/2"	69-1/2"	26"	22-3/4"	24"
Seat depth	20-1/2"	20-1/2"	20-1/2"	22"	20-1/2"	20"
Seat height	17-3/4"	17-3/4"	17-3/4"	18-1/4"	17-3/4"	18"
Arm width	3-1/2 - 7"	3-1/2 - 7"	3-1/2 - 7"	5 - 9"	3-1/2 - 7"	
Arm height	23"	23"	23"	24-3/4"	23"	
Overall Dimensions						
Width	32"	55"	78"	38"	32"	
Depth	33-1/2"	33-1/2"	33-1/2"	38-1/4"	33-1/2"	
Height	28-1/4"	28-1/4"	28"	31"	28-1/4"	
Tablet width					16-1/4"	
Tablet depth (side 1)					13"	
Tablet depth (side 2)					9-1/2"	
Tablet thickness					1"	

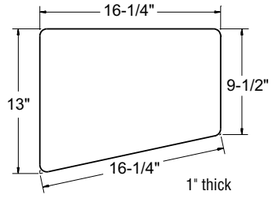

Sela Tablet



Table (Open on 2 Sides with Septum Down Middle)



Cube Table (Fully Enclosed)

Frame
Seat frames are constructed of 3/4" laminated hardwood plywood that is CNC cut with 5/4 maple cross rails. Ottomans are constructed of 3/4" laminated hardwood plywood. All mainframe joints are doubled doweled and glued. Stress points are further reinforced with the use of glue blocks that are stapled or screwed in place. The arms are constructed of 1/2", 3/4", and 1" laminated hardwood plywood.

Sled Base
Legs are constructed of 1' O.D. x 16-gauge round steel tubing welded to a 14-gauge steel mounting plate and secured to the frame with 16 #10 x 1.5" steel pan head wood screws.

Wood Frame
Wood base is 12/4 kiln dried beech hardwood with a moisture content of 6% - 8%. Wood base joints are mortise and tenon and dowel construction. Oversized corner blocks are glued and attached with screws and staples to secure.

Wood Armcap
Wood armcaps are 12/4 kiln dried beech hardwood with a moisture content of 6% - 8%. Wood armcaps are attached with compression dowel construction.

Tablet Arm
Left-facing tablet is standard. Right facing (left-handed) tablet is available if specified.

Seat and Back Suspension
The seat is constrctued with stretch strap webbing, inner woven and stapled into position. Both seats and backs are covered with a layer of FLW (reinforced non-woven fiber) on top.

Foam
The back foam is 3" thick and contour cut for consistency. The seat foam is 6" thick. A .5" super soft wrap covers the front and top of the seat. The arm foam varies from from 1.25" thick to .5" thick.

UPHOLSTERY INFORMATION

C.O.M. Fabric
For C.O.M. fabric sent to KI-High Point on multiple rolls, add an additional yard of fabric per roll to the yardage requirements. Multiple rolls have shorter pieces of fabric on them and do not allow nesting and stacking of the fabric to achieve the best yeild as is done with one large roll. This results in yardage shortages and requests for additional fabric from the client, which can delay an order. For each roll that is sent, one yard needs to be added to one of the rolls, not separately.

Fabric Disclaimer
Fabric will be applied as swatched by the fabric manufacturer. Fabric that is required to be applied differently than is swatched will need a Product Modification Request written specifying the direction the fabric is to be applied.

FINISH INFORMATION

Color Match
KI offers the additional option of color matching paint, polypropylene, or wood stain through Product Modification Requests. Contact Customer Service for details.

INFORMATION

Warranty
Refer to KI Terms & Conditions document or visit ki.com

Sela®
Seating Product Color Options

Wood Base Finish - Core

Cherry Storm on Beech	BCX
Cinnamon on Beech	BCN
Cocoa on Beech	BCA
Eclypse Black on Beech	BEB
Florence Walnut on Beech	BFC
Kensington Maple on Maple	MMA
Monticello Maple on Beech	BMT
River Cherry on Beech	BRY

Kensington Maple requires an upcharge.

Base Finish - Powdercoat

Black	BL
Blue Grey	GR
Bronze Metallic	ZM
Cayenne	CY
Champagne Metallic	CM
Chocolate	CT
Chrome	CH
Cool Grey	CG
Cottonwood	CO
Espresso Metallic	EX
Flannel	FN
Glitz Metallic	GZ
Grass Green	GN
Honey Bee	HY
Light Tone	LG
Mardi Gras	MG
Misty Brown	MY
Nemo	NE
Nordic	ND
Poppy Red	PR
Purple Haze	PH
Rubber Ducky	RK
Sand	SA
Sky Blue	SK
Splash	SH
Starlight Silver Metallic	SX
Surf's Up	SP
Ultra Blue	UB
Warm Grey	WG
Wet Sand	WS
Zesty Lime	ZL

Tablet Arm - Laminate

Biltmore Cherry	LBT
Black	LBK
Brighton Walnut	LBW
Canyon Zephyr	LCA
Castle Oak	LCO
Casual Linen	LCU
Cherry Storm	LCX
Classic Linen	LCI
Cloud Zephyr	LCL
Cocobala	LCC
Coffee Bean	LCB
Crisp Linen	LRI
Desert Zephyr	LDZ
Dove Grey	LDG
Fired Steel	LIL
Flax Linen	LXF
Florence Walnut	LFC
Forged Steel	LOL
Frosty White	LFW
Graphite Nebula	LGN
Grey	LGE
High Rise	LHE
Hollyberry	LHY
Irish Linen	LIH
Island	LID
Italian Silver Ash	LIT
Kensington Maple	LKM
Lapis Blue	LLB
Markerboard White	LMK
Misted Zephyr	LMR
Monticello Maple	LMT
Nickel Evolv	LNV
North Sea	LNA
Ocean	LON
Orange Grove	LOE
Pearl Bisque	LPB
Pearl Silver	LPS
Pressed Linen	LPR
River Cherry	LRY
Rugged Linen	LRG
Satin Stainless	LSS
Shadow Zephyr	LSR
Silicon evolv	LSV
Sterling Ash	LAZ
Tailored Linen	LTL
Titanium evolv	LTV
White Nebula	LWL
White Sand	LWN
Windsor Mahogany	LWY

Tablet Arm Edge Finish - Core

Cherry Storm on Beech	BCX2
Cinnamon on Beech	BCN2
Cocoa on Beech	BCA2
Eclypse Black on Beech	BEB2
Florence Walnut on Beech	BFC2
Kensington Maple on Maple	MMA2
Monticello Maple on Beech	BMT2
Natural on Beech	BNA2
River Cherry on Beech	BRY2

Sela®
Table Product Color Options

Sela®
Table Product Color Options

Base Finish

Black	BL
Blue Grey	GR
Bronze Metallic	ZM
Cayenne	CY
Champagne Metallic	CM
Chocolate	CT
Chrome	CH
Cool Grey	CG
Cottonwood	CO
Espresso Metallic	EX
Flannel	FN
Glitz Metallic	GZ
Grass Green	GN
Honey Bee	HY
Light Tone	LG
Mardi Gras	MG
Misty Brown	MY
Nemo	NE
Nordic	ND
Poppy Red	PR
Purple Haze	PH
Rubber Ducky	RK
Sand	SA
Sky Blue	SK
Splash	SH
Starlight Silver Metallic	SX
Surf's Up	SP
Ultra Blue	UB
Warm Grey	WG
Wet Sand	WS
Zesty Lime	ZL

Primary Laminate
(On Tables: Top and Side Panel Laminate;
On Cube Tables: Top Laminate)

Belair	LBQ
Biltmore Cherry	LBT
Black	LBK
Brighton Walnut	LBW
Canyon Zephyr	LCA
Castle Oak	LCO
Casual Linen	LCU
Cherry Storm	LCX
Classic Linen	LCI
Cloud Zephyr	LCL
Cocobala	LCC
Crisp Linen	LRI
Desert Zephyr	LDZ
Dove Grey	LDG
Fired Steel	LIL
Flax Linen	LXF
Florence Walnut	LFC
Forged Steel	LOL
Friston Ash	LFH
Frosty White	LFW
Graphite Nebula	LGN
Grey	LGE
High Rise	LHE
Hollyberry	LHY
Irish Linen	LIH
Island	LID
Italian Silver Ash	LIT
Kensington Maple	LKM
Lapis Blue	LLB
Markerboard White	LMK
Misted Zephyr	LMR
Monticello Maple	LMT
Nickel Evolv	LNV
North Sea	LNA
Ocean	LON
Pearl Bisque	LPB
Pearl Silver	LPS
Pressed Linen	LPR
River Cherry	LRY
Rugged Linen	LRG
Satin Stainless	LSS
Shadow Zephyr	LSR
Silicon evolv	LSV
Sterling Ash	LAZ
Tailored Linen	LTL
Titanium evolv	LTV
White Nebula	LWL
White Sand	LWN
Windsor Mahogany	LWY

Secondary Laminate
(On Tables: Shelf Laminate;
On Cube Tables: Side Laminate)

Belair	LBQS
Biltmore Cherry	LBTS
Black	LBKS
Brighton Walnut	LBWS
Canyon Zephyr	LCAS
Castle Oak	LCOS
Casual Linen	LCUS
Cherry Storm	LCXS
Classic Linen	LCIS
Cloud Zephyr	LCLS
Cocobala	LCCS
Crisp Linen	LRIS
Desert Zephyr	LDZS
Dove Grey	LDGS
Fired Steel	LILS
Flax Linen	LXFS
Florence Walnut	LFCS
Forged Steel	LOLS
Friston Ash	LFHS
Friston Ash	LFHS
Frosty White	LFWS
Graphite Nebula	LGNS
Grey	LGES
High Rise	LHES
Hollyberry	LHYS
Irish Linen	LIHS
Island	LIDS
Italian Silver Ash	LITS
Kensington Maple	LKMS
Lapis Blue	LLBS
Markerboard White	LMKS
Misted Zephyr	LMRS
Monticello Maple	LMTS
Nickel Evolv	LNVS
North Sea	LNAS
Ocean	LONS
Pearl Bisque	LPBS
Pearl Silver	LPSS
Pressed Linen	LPRS
River Cherry	LRYS
Rugged Linen	LRGS
Satin Stainless	LSSS
Shadow Zephyr	LSRS
Silicon evolv	LSVS
Sterling Ash	LAZS
Tailored Linen	LTLS
Titanium evolv	LTVS
White Nebula	LWLS
White Sand	LWNS
Windsor Mahogany	LWYS

Primary Edge Color

Belair	EBQ
Biltmore Cherry	EBT
Black	EBL
Blue Grey	EGR
Brighton Walnut	EBW
Castle Oak	ECO
Cherry Storm	ECX
Chocolate	ECT
Cocobala	ECC
Cool Grey	ECG
Flannel	EFN
Florence Walnut	EFC
Friston Ash	EFH
Frosty White	EFW
Italian Silver Ash	EIT
Kensington Maple	EKM
Light Tone	ELG
Mardi Gras	EMG
Misty Brown	EMY
Monticello Maple	EMT
Multiplex	EMB
Nemo	ENE
Purple Haze	EPH
River Cherry	ERY
Rubber Ducky	ERK
Sand	ESA
Sterling Ash	EAZ
Surf's Up	ESP
Ultra Blue	EUB
Warm Grey	EWG
Wet Sand	EWS
Windsor Mahogany	EWY
Zesty Lime	EZL

Secondary Edge Color

Belair	SBQ
Biltmore Cherry	SBT
Black	SBL
Blue Grey	SGR
Brighton Walnut	SBW
Castle Oak	SCO
Cherry Storm	SCX
Chocolate	SCT
Cocobala	SCC
Cool Grey	SCG
Flannel	SFN
Florence Walnut	SFC
Friston Ash	SFH
Frosty White	SFW
Italian Silver Ash	SIT
Kensington Maple	SKM
Light Tone	SLG
Mardi Gras	SMG
Misty Brown	SMY
Monticello Maple	SMT
Multiplex	SMB
Nemo	SNE
Purple Haze	EPH
River Cherry	SRY
Rubber Ducky	SRK
Sand	SSA
Sterling Ash	SAZ
Surf's Up	SSP
Ultra Blue	SUB
Warm Grey	SWG
Wet Sand	SWS
Windsor Mahogany	SWY
Zesty Lime	SZL

Sela®
Lounge Seating

Sela®
Lounge Seating

	MODEL	Features	MODEL NUMBER: Basic Model	Non-Contrast or Fabric Contrast 1	Fabric Contrast 2	Base Finish	Moisture Barrier	Arm Cap	Wood Arm Finish	Glide Option	Approx. Packaged Weight	Grade C.O.M.	Grade C	Grade D	Grade E & C.O.L.	Grade F	Grade G	Grade H	Grade I	Grade J	Grade K	Grade L Leather	Grade M Leather	Moisture Barrier add to list price
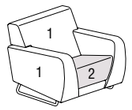	**Chair and a Half** • Non-contrast C.O.M = 6 yds • 1 = Back, arms, front border (Fabric Contrast 1) C.O.M. = 5 yd • 2 = Seat (Fabric Contrast 2) C.O.M. = 1.5 yd	Non-contrast	1223/NC	□□□□		□□	□□	□□	□□	□□	100.0#	$ 2474	$ 2836	$ 2931	$ 3041	$ 3120	$ 3270	$ 3421	$ 3608	$ 3986	$ 4359	$ 4740	$ 5490	$ 311
		Contrast	1223/FC	□□□□	□□□□	□□	□□	□□	□□	□□	100.0#	2554	2913	3007	3121	3194	3346	3495	3683	4062	4438	4814	5569	311
SELA																								
	**Lounge Chair** • Non-contrast C.O.M = 5 yds • 1 = Back, arms, front border (Fabric Contrast 1) C.O.M. = 4 yd • 2 = Seat (Fabric Contrast 2) C.O.M. = 1.25 yd	Non-contrast	1323/NC	□□□□		□□	□□	□□	□□	□□	80.0#	$ 2050	$ 2320	$ 2390	$ 2474	$ 2532	$ 2645	$ 2760	$ 2901	$ 3184	$ 3468	$ 3749	$ 4316	$ 287
		Contrast	1323/FC	□□□□	□□□□	□□	□□	□□	□□	□□	80.0#	2130	2399	2468	2554	2610	2723	2838	2980	3263	3543	3826	4392	287
SELA																								
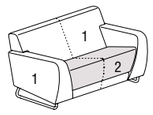	**Loveseat** • Non-contrast C.O.M = 7.25 yds • 1 = Back, arms, front border (Fabric Contrast 1) C.O.M. = 5.5 yd • 2 = Seat (Fabric Contrast 2) C.O.M. = 1.75 yd	Non-contrast	1333/NC	□□□□		□□	□□	□□	□□	□□	110.0#	$ 2772	$ 3161	$ 3266	$ 3387	$ 3470	$ 3630	$ 3794	$ 3996	$ 4407	$ 4814	$ 5223	$ 6037	$ 316
		Contrast	1333/FC	□□□□	□□□□	□□	□□	□□	□□	□□	110.0#	2889	3278	3380	3503	3584	3749	3912	4114	4523	4932	5338	6156	316
SELA																								
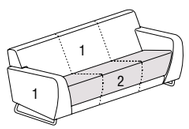	**Sofa** • Non-contrast C.O.M = 9.5 yds • 1 = Back, arms, front border (Fabric Contrast 1) C.O.M. = 6.75 yd • 2 = Seat (Fabric Contrast 2) C.O.M. = 2.75 yd	Non-contrast	1343/NC	□□□□		□□	□□	□□	□□	□□	144.0#	$ 3448	$ 3959	$ 4093	$ 4250	$ 4358	$ 4572	$ 4788	$ 5051	$ 5588	$ 6122	$ 6658	$ 7724	$ 359
		Contrast	1343/FC	□□□□	□□□□	□□	□□	□□	□□	□□	144.0#	3600	4109	4241	4400	4507	4718	4934	5200	5732	6269	6802	7873	359
SELA																								
	**Ottoman** • Non-contrast C.O.M = 1 yd	Non-contrast	1220/NC	□□□□		□□	□□			□□	50.0#	$ 1035	$ 1095	$ 1109	$ 1131	$ 1142	$ 1169	$ 1191	$ 1225	$ 1284	$ 1349	$ 1412	$ 1536	$ 231
SELA																								
			Ⓐ	Ⓑ	Ⓒ	Ⓓ	Ⓔ	Ⓕ	Ⓖ	Ⓗ														

HOW TO ORDER

Indicate the following information on order form:
1. Quantity of each item.
2. Model number, including options. See "How To Build a Model Number".
3. Any special service required.

Note: • The □ indicates that a choice is required.
- The absence of the □ indicates that no choice is required.
- Alpha-numeric characters in place of □ indicate that no other alternatives are available.

HOW TO BUILD A MODEL NUMBER

Ⓐ Select basic model.

Ⓑ Select non-contrast or fabric contrast 1.
Refer to **ki.com/fabrics**

Ⓒ Select fabric contrast 2.
Refer to **ki.com/fabrics**

Ⓓ Select base finish color.
Chrome is standard but can be finished in any standard KI powdercoat, no additional upcharge.
Refer to the **Product Color Options** page in this price list.

Ⓔ Select moisture barrier.

MB	- Moisture barrier
NMB	- No moisture barrier

See pricing column for moisture barrier upcharge.

Ⓕ Select armcaps.

NAC	- No armcap
WAC	- Wood armcaps (pair); add $407

Ⓖ Select wood armcap finish color.
Refer to the **Product Color Options** page in this price list.
For Kensington Maple add upcharge.

Ⓗ Select glide option.

NGL	- No glides
GNY	- Nylon glides (black); add $6

KENSINGTON MAPLE UPCHARGE

Kensington Maple requires extended leadtimes.

Model		Model	
1223/NC	$44	1223WB/NC	$54
1223/FC	$44	1223WB/FC	$54
1323/NC	$44	1323WB/NC	$57
1323/FC	$44	1323WB/FC	$57
1333/NC	$44	1333WB/NC	$66
1333/FC	$44	1333WB/FC	$66
1343/NC	$44	1343WB/NC	$79
1343/FC	$44	1343WB/FC	$79
1313T/NC	$44	1313TWB/NC	$54
1313T/FC	$44	1313TWB/FC	$54

SPECIAL SERVICES

Special Carton Marking

With specially marked information	N/C

Shipping

Ships **assembled, FOB High Point, NC 27263, freight prepaid.** Freight class 175

Specifications and prices are subject to change without prior notice.

Sela®
Lounge Seating

Sela®
Lounge Seating

	MODEL	Features	MODEL NUMBER: Basic Model	Non-Contrast or Fabric Contrast 1	Fabric Contrast 2	Moisture Barrier	Wood Finish	Arm Cap	Approx. Packaged Weight	Grade C.O.M.	Grade C	Grade D	Grade E & C.O.L.	Grade F	Grade G	Grade H	Grade I	Grade J	Grade K	Grade L Leather	Grade M Leather	Moisture Barrier add to list price
	**Chair and a Half Wood Base** • Non-contrast C.O.M = 6 yds • 1 = Back, arms, front border (Fabric Contrast 1) C.O.M. = 4.75 yd • 2 = Seat (Fabric Contrast 2) C.O.M. = 1.5 yd	Non-contrast	1223WB/NC	□□□□		□□□	□□□	□□□	100.0#	$ 3023	$ 3381	$ 3477	$ 3588	$ 3668	$ 3815	$ 3968	$ 4155	$ 4529	$ 4908	$ 5284	$ 6040	$ 311
		Contrast	1223WB/FC	□□□□	□□□□	□□□	□□□	□□□	100.0#	3101	3459	3556	3670	3744	3893	4046	4232	4609	4988	5363	6118	311
SELA																						
	**Lounge Chair Wood Base** • Non-contrast C.O.M = 5 yds • 1 = Back, arms, front border (Fabric Contrast 1) C.O.M. = 4 yd • 2 = Seat (Fabric Contrast 2) C.O.M. = 1.25 yd	Non-contrast	1323WB/NC	□□□□		□□□	□□□	□□□	80.0#	$ 2599	$ 2864	$ 2935	$ 3020	$ 3079	$ 3191	$ 3303	$ 3444	$ 3728	$ 4008	$ 4292	$ 4860	$ 287
		Contrast	1323WB/FC	□□□□	□□□□	□□□	□□□	□□□	80.0#	2676	2943	3012	3097	3156	3270	3381	3521	3807	4087	4371	4940	287
SELA																						
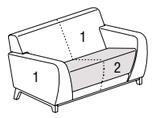	**Loveseat Wood Base** • Non-contrast C.O.M = 7.25 yds • 1 = Back, arms, front border (Fabric Contrast 1) C.O.M. = 5.5 yd • 2 = Seat (Fabric Contrast 2) C.O.M. = 1.75 yd	Non-contrast	1333WB/NC	□□□□		□□□	□□□	□□□	110.0#	$ 3445	$ 3836	$ 3935	$ 4060	$ 4141	$ 4305	$ 4469	$ 4669	$ 5081	$ 5488	$ 5895	$ 6714	$ 316
		Contrast	1333WB/FC	□□□□	□□□□	□□□	□□□	□□□	110.0#	3564	3951	4052	4175	4257	4422	4586	4790	5196	5605	6013	6829	316
SELA																						
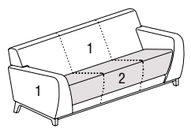	**Sofa Wood Base** • Non-contrast C.O.M = 9.5 yds • 1 = Back, arms, front border (Fabric Contrast 1) C.O.M. = 6.75 yd • 2 = Seat (Fabric Contrast 2) C.O.M. = 2.75 yd	Non-contrast	1343WB/NC	□□□□		□□□	□□□	□□□	144.0#	$ 4276	$ 4786	$ 4917	$ 5078	$ 5185	$ 5397	$ 5612	$ 5877	$ 6414	$ 6946	$ 7481	$ 8548	$ 359
		Contrast	1343WB/FC	□□□□	□□□□	□□□	□□□	□□□	144.0#	4425	4932	5065	5227	5330	5545	5760	6040	6559	7093	7629	8697	359
SELA																						
				Ⓑ	Ⓒ	Ⓓ	Ⓔ	Ⓕ														

HOW TO ORDER

Indicate the following information on order form:
1. Quantity of each item.
2. Model number, including options. See "How To Build a Model Number".
3. Any special service required.

Note: • The □ indicates that a choice is required.
- The absence of the □ indicates that no choice is required.
- Alpha-numeric characters in place of □ indicate that no other alternatives are available.

HOW TO BUILD A MODEL NUMBER

Ⓐ Select basic model.

Ⓑ Select non-contrast or fabric contrast 1.
Refer to **ki.com/fabrics**

Ⓒ Select fabric contrast 2.
Refer to **ki.com/fabrics**

Ⓓ Select moisture barrier.

MB	- Moisture barrier
NMB	- No moisture barrier

See pricing column for moisture barrier upcharge.

Ⓔ Select wood finish color.
Refer to the **Product Color Options** page in this price list.
For Kensington Maple add upcharge.

Ⓕ Select armcaps.

NAC	- No armcap
WAC	- Wood armcaps (pair); add $407

KENSINGTON MAPLE UPCHARGE

Kensington Maple requires extended leadtimes.

Model		Model	
1223/NC	$44	1223WB/NC	$54
1223/FC	$44	1223WB/FC	$54
1323/NC	$44	1323WB/NC	$57
1323/FC	$44	1323WB/FC	$57
1333/NC	$44	1333WB/NC	$66
1333/FC	$44	1333WB/FC	$66
1343/NC	$44	1343WB/NC	$79
1343/FC	$44	1343WB/FC	$79
1313T/NC	$44	1313TWB/NC	$54
1313T/FC	$44	1313TWB/FC	$54

SPECIAL SERVICES

Special Carton Marking

With specially marked information N/C

Shipping

Ships **assembled, FOB High Point, NC 27263, freight prepaid.** Freight class 175

Specifications and prices are subject to change without prior notice.

Sela®
Lounge Seating

Sela®
Lounge Seating



SELA

Lounge Chair w/Tablet

- Non-contrast C.O.M = 5 yds
- 1 = Back, arms, front border (Fabric Contrast 1) C.O.M. = 4 yd
- 2 = Seat (Fabric Contrast 2) C.O.M. = 1.25 yd

	Features	MODEL NUMBER												Approx. Packaged Weight	Grade C.O.M.	Grade C	Grade D	Grade E & C.O.L.	Grade F	Grade G	Grade H	Grade I	Grade J	Grade K	Grade L Leather	Grade M Leather	Moisture Barrier add to list price
		Basic Model	Non-Contrast or Fabric Contrast 1	Fabric Contrast 2	Tab Arm Dir.	Tablet Arm Type	Tablet Hole Cover	Lam. Color	Tablet Edge Finish	Base Finish	Arm Cap	Wood Arm Finish	Glide Option														
	Non-contrast	1313T/NC	□□□□		□□	□□	□□	□□	□□	□□	□□	□□	□□	80.0#	$ 2426	$ 2697	$ 2765	$ 2850	$ 2907	$ 3020	$ 3134	$ 3275	$ 3558	$ 3840	$ 4123	$ 4689	$ 287
	Contrast	1313T/FC	□□□□	□□□□	□□	□□	□□	□□	□□	□□	□□	□□	□□	80.0#	2505	2772	2844	2931	2986	3097	3213	3353	3637	3916	4200	4763	287
		Ⓐ	Ⓑ	Ⓒ	Ⓓ	Ⓔ	Ⓕ	Ⓖ	Ⓗ	Ⓘ	Ⓙ	Ⓚ	Ⓛ														

HOW TO ORDER

Indicate the following information on order form:
1. Quantity of each item.
2. Model number, including options. See “How To Build a Model Number”.
3. Any special service required.

Note: • The □ indicates that a choice is required.
- The absence of the □ indicates that no choice is required.
- Alpha-numeric characters in place of □ indicate that no other alternatives are available.

HOW TO BUILD A MODEL NUMBER

Ⓐ Select basic model.

Ⓑ Select non-contrast or fabric contrast 1.
Refer to **ki.com/fabrics**

Ⓒ Select fabric contrast 2.
Refer to **ki.com/fabrics**

Ⓓ Select tablet arm direction.

LFT	- Left facing (standard)
RFT	- Right facing

Left facing = right-handed when seated
Right facing = left-handed when seated

Ⓔ Select tablet type.

RA	- Removable arm (standard)
NR	- Non-removable arm; add $29
AT	- Articulating removable arm; add $48

Ⓕ Select tablet connection hole cover.

NTP	- No tablet hole cover
TP	- Tablet hole cover; add $68

NTP is automatically selected if Non-removable Arm (NR) is chosen.

Ⓖ Select tablet laminate.
Refer to the **Product Color Options** page in this price list.

Ⓗ Select tablet edge finish.
Refer to the **Product Color Options** page in this price list.

Ⓘ Select base finish color.
Chrome is standard but can be finished in any standard KI powdercoat, no additional upcharge.
Refer to the **Product Color Options** page in this price list.

Ⓙ Select armcaps.

NAC	- No armcap
WAC	- Wood armcaps (pair); add $407

Ⓚ Select wood armcap finish color.
Refer to the **Product Color Options** page in this price list.
For Kensington Maple add upcharge.

Ⓛ Select glide option.

NGL	- No glides
GNY	- Nylon glides (black); add $6

MOISTURE BARRIER UPCHARGE

To order with moisture barrier add /MB to the model number and add upcharge.

KENSINGTON MAPLE UPCHARGE

Kensington Maple requires extended leadtimes.

Model		Model	
1223/NC	$44	1223WB/NC	$54
1223/FC	$44	1223WB/FC	$54
1323/NC	$44	1323WB/NC	$57
1323/FC	$44	1323WB/FC	$57
1333/NC	$44	1333WB/NC	$66
1333/FC	$44	1333WB/FC	$66
1343/NC	$44	1343WB/NC	$79
1343/FC	$44	1343WB/FC	$79
1313T/NC	$44	1313TWB/NC	$54
1313T/FC	$44	1313TWB/FC	$54

INFORMATION

Tablet Shape
Refer to General Information page for tablet shape and dimensions.

SPECIAL SERVICES

Special Carton Marking

With specially marked information	N/C

Shipping
Ships **assembled, FOB High Point, NC 27263, freight prepaid.** Freight class 175

Specifications and prices are subject to change without prior notice.

Sela®
Lounge Seating

Sela®
Lounge Seating



SELA

Lounge Chair w/Tablet and Wood Base

- Non-contrast C.O.M = 5 yds
- 1 = Back, arms, front border (Fabric Contrast 1) C.O.M. = 4 yd
- 2 = Seat (Fabric Contrast 2) C.O.M. = 1.25 yd

	Features	MODEL NUMBER Basic Model (A)	Non-Contrast or Fabric Contrast 1 (B)	Fabric Contrast 2 (C)	Wood Finish (D)	Tab Arm Dir. (E)	Tablet Arm Type (F)	Tablet Hole Cover (G)	Lam. Color (H)	Tablet Edge Finish (I)	Arm Cap (J)	Approx. Packaged Weight	Grade C.O.M.	Grade C	Grade D	Grade E & C.O.L.	Grade F	Grade G	Grade H	Grade I	Grade J	Grade K	Grade L Leather	Grade M Leather	Moisture Barrier add to list price
	Non-contrast	1313TWB/NC	□□□□		□□□	□□	□□	□□	□□□	□□□	□□□	80.0#	$ 2972	$ 3243	$ 3315	$ 3396	$ 3453	$ 3570	$ 3681	$ 3823	$ 4109	$ 4389	$ 4669	$ 5235	$ 287
	Contrast	1313TWB/FC	□□□□	□□□□	□□□	□□	□□	□□	□□□	□□□	□□□	80.0#	3052	3321	3392	3477	3529	3647	3760	3903	4185	4466	4748	5312	287

HOW TO ORDER

Indicate the following information on order form:
1. Quantity of each item.
2. Model number, including options. See “How To Build a Model Number”.
3. Any special service required.

Note: • The □ indicates that a choice is required.
- The absence of the □ indicates that no choice is required.
- Alpha-numeric characters in place of □ indicate that no other alternatives are available.

HOW TO BUILD A MODEL NUMBER

A Select basic model.

B Select non-contrast or fabric contrast 1.
Refer to **ki.com/fabrics**

C Select fabric contrast 2.
Refer to **ki.com/fabrics**

D Select wood finish color.
Refer to the **Product Color Options** page in this price list.
For Kensington Maple add upcharge.

E Select tablet arm direction.

LFT	- Left facing (standard)
RFT	- Right facing

Left facing = right-handed when seated
Right facing = left-handed when seated

F Select tablet type.

RA	- Removable arm (standard)
NR	- Non-removable arm; add $29
AT	- Articulating removable arm; add $48

G Select tablet connection hole cover.

NTP	- No tablet hole cover
TP	- Tablet hole cover; add $68

NTP is automatically selected if Non-removable Arm (NR) is chosen.

H Select tablet laminate.
Refer to the **Product Color Options** page in this price list.

I Select tablet edge finish.
Refer to the **Product Color Options** page in this price list.

J Select armcaps.

NAC	- No armcap
WAC	- Wood armcaps (pair); add $407

MOISTURE BARRIER UPCHARGE

To order with moisture barrier add /MB to the model number and add upcharge.

KENSINGTON MAPLE UPCHARGE

Kensington Maple requires extended leadtimes.

Model		Model	
1223/NC	$44	1223WB/NC	$54
1223/FC	$44	1223WB/FC	$54
1323/NC	$44	1323WB/NC	$57
1323/FC	$44	1323WB/FC	$57
1333/NC	$44	1333WB/NC	$66
1333/FC	$44	1333WB/FC	$66
1343/NC	$44	1343WB/NC	$79
1343/FC	$44	1343WB/FC	$79
1313T/NC	$44	1313TWB/NC	$54
1313T/FC	$44	1313TWB/FC	$54

INFORMATION

Tablet Shape
Refer to General Information page for tablet shape and dimensions.

SPECIAL SERVICES

Special Carton Marking

With specially marked information	N/C

Shipping
Ships **assembled, FOB High Point, NC 27263, freight prepaid.** Freight class 175

Specifications and prices are subject to change without prior notice.

Sela®
Tables

	MODEL	W x D x H	MODEL NUMBER: Basic Model	Primary Laminate Color (1)	Secondary Laminate Color (2)	Base Finish	Primary Edge Color (1)	Secondary Edge Color (2)	Glide Option	Approx. Packaged Weight	Delivered Pricing
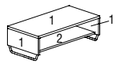	**Rectangular Coffee Table** • Open from 2 sides with a septum down the middle separating the sides	48 x 20 x 15"	1350	□□□□	□□□□	□□	□□□	□□□	□□	140.0#	$ 1388
SEFS											
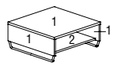	**Square Coffee Table** • Open from 2 sides with a septum down the middle separating the sides	36 x 36 x 15"	1360	□□□□	□□□□	□□	□□□	□□□	□□	140.0#	$ 1537
SEFS											
	**Rectangular End Table** • Open from 2 sides with a septum down the middle separating the sides	15 x 18 x 18"	1351	□□□□	□□□□	□□	□□□	□□□	□□	55.0#	$ 1088
SEFS											
	**Square End Table** • Open from 2 sides with a septum down the middle separating the sides	18 x 18 x 18"	1361	□□□□	□□□□	□□	□□□	□□□	□□	55.0#	$ 1105
SEFS											
	**Rectangular Lamp Table** • Open from 2 sides with a septum down the middle separating the sides	15 x 18 x 15"	1352	□□□□	□□□□	□□	□□□	□□□	□□	55.0#	$ 994
SEFS											
	**Square Lamp Table** • Open from 2 sides with a septum down the middle separating the sides	18 x 18 x 15"	1362	□□□□	□□□□	□□	□□□	□□□	□□	55.0#	$ 1017
SEFS											
			Ⓐ	Ⓑ	Ⓒ	Ⓓ	Ⓔ	Ⓕ	Ⓖ		

HOW TO ORDER

Indicate the following information on order form:
1. Quantity of each item.
2. Model number, including options. See "How To Build a Model Number".
3. Any special service required.

Note: • The □ indicates that a choice is required.
- The absence of the □ indicates that no choice is required.
- Alpha-numeric characters in place of □ indicate that no other alternatives are available.

HOW TO BUILD A MODEL NUMBER

Ⓐ Select basic model.

Ⓑ Select primary laminate color.
Primary laminate selection is for top, side panels and divider panel.
Refer to the **Product Color Options** page in this price list.

Ⓒ Select secondary laminate color.
Secondary laminate selection is for bottom shelf.
Refer to the **Product Color Options** page in this price list.

Ⓓ Select base finish color.
Chrome is standard but can be finished in any standard KI powdercoat, no additional upcharge.
Refer to the **Product Color Options** page in this price list.

Ⓔ Select primary edge color.
Refer to the **Product Color Options** page in this price list.

Ⓕ Select secondary edge color.
Refer to the **Product Color Options** page in this price list.

Ⓖ Select glide option.

NG	- No sled glides
GNY	- Nylon glides (black); add $5

SPECIAL SERVICES

Special Carton Marking

With specially marked information N/C

Shipping

Ships **assembled, FOB High Point, NC 27263, freight prepaid.** Freight class 175

Specifications and prices are subject to change without prior notice.

Sela®
Cube Tables

	MODEL	W x D x H	MODEL NUMBER: Basic Model	Primary Laminate Color (1)	Secondary Laminate Color (2)	Base Finish	Primary Edge Color (1)	Secondary Edge Color (2)	Glide Option	Approx. Packaged Weight	Delivered Pricing
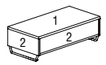	**Rectangular Cube Coffee Table** • Fully enclosed	48 x 20 x 15”	1350C	□□□□	□□□□	□□	□□□	□□□	□□	145.0#	$ 1831
SEFS											
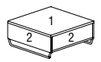	**Square Cube Coffee Table** • Fully enclosed	36 x 36 x 15”	1360C	□□□□	□□□□	□□	□□□	□□□	□□	145.0#	$ 1851
SEFS											
	**Rectangular Cube End Table** • Fully enclosed	15 x 18 x 18”	1351C	□□□□	□□□□	□□	□□□	□□□	□□	60.0#	$ 1377
SEFS											
	**Square Cube End Table** • Fully enclosed	18 x 18 x 18”	1361C	□□□□	□□□□	□□	□□□	□□□	□□	60.0#	$ 1440
SEFS											
	**Rectangular Cube Lamp Table** • Fully enclosed	15 x 18 x 15”	1352C	□□□□	□□□□	□□	□□□	□□□	□□	60.0#	$ 1258
SEFS											
	**Square Cube Lamp Table** • Fully enclosed	18 x 18 x 15”	1362C	□□□□	□□□□	□□	□□□	□□□	□□	60.0#	$ 1296
SEFS											
			Ⓐ	Ⓑ	Ⓒ	Ⓓ	Ⓔ	Ⓕ	Ⓖ		

HOW TO ORDER

Indicate the following information on order form:
1. Quantity of each item.
2. Model number, including options. See “How To Build a Model Number”.
3. Any special service required.

Note: • The □ indicates that a choice is required.
- The absence of the □ indicates that no choice is required.
- Alpha-numeric characters in place of □ indicate that no other alternatives are available.

HOW TO BUILD A MODEL NUMBER

Ⓐ Select basic model.

Ⓑ Select primary laminate color.
Primary laminate selection is for top.
Refer to the **Product Color Options** page in this price list.

Ⓒ Select secondary laminate color.
Secondary laminate selection is for sides.
Refer to the **Product Color Options** page in this price list.

Ⓓ Select base finish color.
Chrome is standard but can be finished in any standard KI powdercoat, no additional upcharge.
Refer to the **Product Color Options** page in this price list.

Ⓔ Select primary edge color.
Refer to the **Product Color Options** page in this price list.

Ⓕ Select secondary edge color.
Refer to the **Product Color Options** page in this price list.

Ⓖ Select glide option.

NGL	- No glides
GNY	- Nylon glides (black); add $5

SPECIAL SERVICES

Special Carton Marking

With specially marked information N/C

Shipping

Ships **assembled, FOB High Point, NC 27263, freight prepaid.** Freight class 175

Specifications and prices are subject to change without prior notice.

Sela®
Replacement Parts

	MODEL	MODEL NUMBER Basic Model	Approx. Packaged Weight	Delivered Pricing
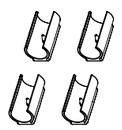 SELA	**Lounge Glides** • Set of 4	SELA.GLIDE	0.4#	$ 5
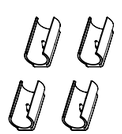 SEFS	**Table Glides** • Set of 4	SEFS.GLIDE	0.4#	$ 5

Ⓐ

HOW TO ORDER

Indicate the following information on order form:
1. Quantity of each item.
2. Model number, including options. See “How To Build a Model Number”.
3. Any special service required.

Note: • The ☐ indicates that a choice is required.
- The absence of the ☐ indicates that no choice is required.
- Alpha-numeric characters in place of ☐ indicate that no other alternatives are available.

HOW TO BUILD A MODEL NUMBER

Ⓐ Select basic model.

SPECIAL SERVICES

Special Carton Marking

With specially marked information N/C

Shipping

Ships **assembled, FOB High Point, NC 27263, freight prepaid.** Freight class 175

Specifications and prices are subject to change without prior notice.

1330 Bellevue Street
P.O. Box 8100
Green Bay, WI 54308-8100
800.424.2432
ki.com

KI and Furnishing Knowledge are registered
trademarks of Krueger International, Inc.

© 2020 Krueger International, Inc.
All Rights Reserved.
Code KI-PLW-000449/KI/PDF

Furnishing Knowledge®

SERENADE™
TABLES & STORAGE

PRICE LIST

December 18, 2013

Updated October 3, 2022

800.424.2432

Contents

Refer to KI Terms & Conditions document or visit ki.com.

Contents

Refer to KI Terms & Conditions document or visit ki.com.

Serenade™ Conference Tables

General Information	3
Product Color Options	4
Anigre, Ebony, Makore, Zebrawood-Drum Leg	5
Anigre, Ebony, Makore, Zebrawood-Metal Drum Leg	7
Anigre, Ebony, Makore, Zebrawood-Half/Full Drum Leg	9
Anigre, Ebony, Makore, Zebrawood-Panel Leg	11
Anigre, Ebony, Makore, Zebrawood-Column Leg	13
Maple-Drum Leg	15
Maple-Metal Drum Leg	17
Maple-Half/Full Drum Leg	19
Maple-Panel Leg	21
Maple-Column Leg	23
Laminate-Drum Leg	25
Laminate-Metal Drum Leg	27
Laminate-Half/Full Drum Leg	29
Laminate-Panel Leg	31
Laminate-Column Leg	33

Serenade™ Credenzas

Anigre, Ebony, Makore and Zebrawood	35
Maple	36
Laminate	37

Serenade™ Gathering Tables

General Information	38
Product Color Options	40
29” High (Standard Height)	41
42” High (Cafe Height)	53
Accessories	65

Serenade™ Conference Tables
General Information



Veneer or laminate; 1-1/4" x 1-1/4" wood bullnose edge; 2-1/2" radius corner (14R)



Veneer or laminate; 1-1/4" x 1-1/4" wood bullnose edge; square corner (14S)



Veneer or laminate; 1-1/4" x 1-1/4" square wood edge; 2-1/2" radius corner (24R)



Veneer or laminate; 1-1/4" x 1-1/4" square wood edge; square corner (24S)

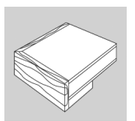

Laminate; 3/8" x 1-3/4" wood band edge; square corner; corner joint is not mitered (36S)

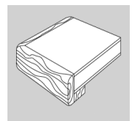

Laminate; 1"x 1-3/4" wood bullnose edge; .62" radius corner (15W)



Veneer or laminate; 3/4" x 1-1/4" beveled wood edge; 1-3/4"; radius corner (44R)



Veneer or laminate; 3/4" x 1-1/4" beveled wood edge; square corner (44S)



Curved Pull-Black



Curved Pull-Silver



Square Pull-Silver



Straight Pull-Silver

SPECIFICATIONS

Conference Table Top

Table tops are constructed of 1-1/8" thick, 45 lb density particleboard core, with a 1/32" veneer finished top surface and 1/32" thick phenolic backing. Serenade is available in four top shapes - rectangle, racetrack, boat and sight line. The top shape can be specified with one of six different styles of wood edging. Edging is present on all sides, with several selected edge styles providing radius or square corners.

Tops specified at 144" or longer require two piece construction using steel joinery for vertical and lateral joint strength along the entire width of the top. The veneer pattern is reverse slip matched. All joinery is hidden on the underside of the top. A flush mounted Vault power module is available.

Conference Table Base

Table bases are constructed of 5/8" thick particle board. The veneer one-sided finish width is 41/64".

Bases are offered in five styles:
- Panel base - 4" wide
- Column base - 12" wide, base is wide enough to cover a 4 receptacle floor outlet for power wiring
- Veneer drum - 18", 20", 23" and 33" diameter
- Veneer half drum - 18", 20", 23" and 33" diameter
- Metal drum - 18", 24" and 28" diameter; available in all KI standard powdercoats

All bases feature adjustable glides 1" in diameter, 5/16-18 threaded for level setup within 2" of adjustable height. Tables sized 168" or longer are configured with three bases; all other table sizes are configured with two bases. All enclosed bases are available with an access door for easy power source access.

Conference Table Modesty Panel

Modesty panel (base "stringer") is constructed of 5/8" thick particle board. The veneer one-sided finish width is 41/64". Modesty panel height is 12" x 10" wide. Power/data options and cables are routed and hidden within the modesty panel for an organized and clean appearance.

Conference Credenza

Credenza is offered in two heights: conference height (29") and buffet height (36"). Both heights feature standard adjustable shelves. The buffet height credenza offers two adjustable shelves per cabinet; conference height offers one adjustable shelf per cabinet.

The credenza top is constructed of 1-1/8" thick particle board, with 1/32" veneer finished, solid wood front edge and veneer finish on three sides. All credenza components are constructed of 5/8" thick particle board. The entire back of the credenza is finished in veneer. The veneer finish width is 21/32" for all 2-sided finished sides, doors, shelves and trim.

Door hinges are constructed of steel, spring loaded for soft-close, fully adjustable for gap and flush closure, hidden and flush mounted. Door pulls are offered in three styles: square bar, curved and straight. Curved pulls are available in black and silver, Straight and Square pulls are available in silver. Adjustable 1" diameter 5/16-18 threaded floor glides provide level setup within 1-1/2" total adjustability.

Vault Module

Available on conference table tops only. The optional Vault Module is a power and data module constructed of stained aluminum, flush with the surface of the table top. Surface cutout needs to be 14.5" x 4.0125", overall size of the module is 15.875" x 4.375" x 4.375".

Standard configuration includes three power outlets, two data ports, one VGA connection, and one HDMI connection. The module is opened and closed by touching the red and green arrows on the surface of the module. The module also contains a photo-electronic eye that prevents closure when power, VGA, or HDMI cords are plugged in.

INFORMATION

Warranty

Refer to KI Terms & Conditions document or visit ki.com

Serenade™ Conference Tables
Product Color Options

Serenade™ Conference Tables
Product Color Options

Surface Finish--Laminate

Belair	LBQ
Biltmore Cherry	LBT
Black	LBK
Brighton Walnut	LBW
Canyon Zephyr	LCA
Castle Oak	LCO
Casual Linen	LCU
Cherry Storm	LCX
Classic Linen	LCI
Cloud Zephyr	LCL
Cocobala	LCC
Crisp Linen	LRI
Desert Zephyr	LDZ
Dove Grey	LDG
Fired Steel	LIL
Flax Linen	LXF
Florence Walnut	LFC
Forged Steel	LOL
Friston Ash	LFH
Frosty White	LFW
Graphite Nebula	LGN
Grey	LGE
High Rise	LHE
Hollyberry	LHY
Irish Linen	LIH
Island	LID
Italian Silver Ash	LIT
Kensington Maple	LKM
Lapis Blue	LLB
Markerboard White	LMK
Misted Zephyr	LMR
Monticello Maple	LMT
Nickel Evolv	LNV
North Sea	LNA
Ocean	LON
Pearl Bisque	LPB
Pearl Silver	LPS
Pressed Linen	LPR
River Cherry	LRY
Rugged Linen	LRG
Satin Stainless	LSS
Shadow Zephyr	LSR
Silicon evolv	LSV
Sterling Ash	LAZ
Tailored Linen	LTL
Titanium evolv	LTV
White Nebula	LWL
White Sand	LWN
Windsor Mahogany	LWY
River Cherry on Maple	MRY

Species/Clear Stain Color (Anigre, Ebony, Makore, Zebrawood)

Anigre (Species)-Clear	VAC
Ebony (Species)-Clear	VEC
Makore (Species)-Clear	VMC
Zebrawood (Species)-Clear	VZC

Edge Color for Wood Edges

Cocoa on Maple	MCA
Cinnamon on Maple	MCN
Cherry Storm on Maple	MCX
Florence Walnut on Maple	MFC
Kensington Maple on Maple	MMA
Monticello Maple on Maple	MMT
River Cherry on Maple	MRY

Base Finish

Black	BL
Blue Grey	GR
Bronze Metallic	ZM
Cayenne	CY
Champagne Metallic	CM
Cool Grey	CG
Cottonwood	CO
Earthen Clay	EY
Espresso Metallic	EX
Everglade Shade	EV
Flannel	FN
Glitz Metallic	GZ
Hazy Jade	HJ
Honey Bee	HY
Light Tone	LG
Mardi Gras	MG
Misty Brown	MY
Nemo	NE
Nordic	ND
Poppy Red	PR
Purple Haze	PH
Rubber Ducky	RK
Sand	SA
Sky Blue	SK
Starlight Silver Metallic	SX
Surf's Up	SP
Twilight Shadow	TI
Ultra Blue	UB
Warm Grey	WG
Zesty Lime	ZL

Stain Color

Cocoa on Maple	MCA
Cinnamon on Maple	MCN
Cherry Storm on Maple	MCX
Florence Walnut on Maple	MFC
Kensington Maple on Maple	MMA
Monticello Maple on Maple	MMT

Finish Cards
View color swatches for items listed within this document.

Paints **Wood/Veneer** **Molded Edges** **Hard Plastics**
Plastics/Poly **Laminates** **Edge Styles** **Glass**

Certain options referenced may not be available on GSA Schedule.

Serenade™ Conference Tables

Anigre, Ebony, Makore, Zebrawood-Drum Leg

Serenade™ Conference Tables

Anigre, Ebony, Makore, Zebrawood-Drum Leg

	MODEL	A x B	MODEL NUMBER Basic Model	Stain Color	Edge Style	Power Option	Wood Inlay	Access Panel	Approx. Packaged Weight	Delivered Pricing	Inlay Upcharge add to list price
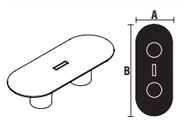 SEDV	**Racetrack Tables, Drum Leg** • Ebony and Zebra are reconstituted and quarter pattern • Makore and Anigre are quarter sliced • Veneer is run cross grain • Full cylinder veneer bases • 144”, 168”, 192” and 240” have a two piece top • One vault power module available on 72”, 96” and 120” centered • Two vault power modules available on 144”, 168”, 192” and 240” one on each half	48 x 96”	SEO4896DV	□□□□	□□□	□□	□□□	□□□	225.0#	$ 12258	$ 782
		48 x 120”	SEO48120DV	□□□□	□□□	□□	□□□	□□□	265.0#	13614	N/A
		48 x 144”	SEO48144DV	□□□□	□□□	□□	□□□	□□□	310.0#	17958	1170
		48 x 168”	SEO48168DV	□□□□	□□□	□□	□□□	□□□	410.0#	19317	1366
		48 x 192”	SEO48192DV	□□□□	□□□	□□	□□□	□□□	430.0#	20674	1562
		60 x 144”	SEO60144DV	□□□□	□□□	□□	□□□	□□□	370.0#	18021	N/A
		60 x 168”	SEO60168DV	□□□□	□□□	□□	□□□	□□□	420.0#	23208	N/A
		60 x 192”	SEO60192DV	□□□□	□□□	□□	□□□	□□□	470.0#	24769	N/A
		60 x 240”	SEO60240DV	□□□□	□□□	□□	□□□	□□□	570.0#	31877	N/A
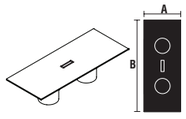 SEDV	**Rectangular Tables, Drum Leg** • Ebony and Zebra are reconstituted and quarter pattern • Makore and Anigre are quarter sliced • Veneer is run cross grain • Full cylinder veneer bases • 144”, 168”, 192” and 240” have a two piece top • One vault power module available on 72”, 96” and 120” centered • Two vault power modules available on 144”, 168”, 192” and 240” one on each half	48 x 96”	SER4896DV	□□□□	□□□	□□	□□□	□□□	240.0#	$ 11655	$ 782
		48 x 120”	SER48120DV	□□□□	□□□	□□	□□□	□□□	280.0#	13614	N/A
		48 x 144”	SER48144DV	□□□□	□□□	□□	□□□	□□□	325.0#	17958	1170
		48 x 168”	SER48168DV	□□□□	□□□	□□	□□□	□□□	403.0#	19317	1366
		48 x 192”	SER48192DV	□□□□	□□□	□□	□□□	□□□	443.0#	20674	1562
		60 x 144”	SER60144DV	□□□□	□□□	□□	□□□	□□□	385.0#	18021	N/A
		60 x 168”	SER60168DV	□□□□	□□□	□□	□□□	□□□	495.0#	23208	N/A
		60 x 192”	SER60192DV	□□□□	□□□	□□	□□□	□□□	510.0#	23769	N/A
		60 x 240”	SER60240DV	□□□□	□□□	□□	□□□	□□□	590.0#	30560	N/A
				Ⓐ	Ⓑ	Ⓒ	Ⓓ	Ⓔ	Ⓕ		

HOW TO ORDER

Indicate the following information on order form:
1. Quantity of each item.
2. Model number, including options. See “How To Build a Model Number”.
3. Any special service required.

Note: • The □ indicates that a choice is required.
- The absence of the □ indicates that no choice is required.
- Alpha-numeric characters in place of □ indicate that no other alternatives are available.

HOW TO BUILD A MODEL NUMBER

Ⓐ Select basic model.

Ⓑ Select species/stain color
Refer to the **Product Color Options** page in this price list.

Ⓒ Select edge style

14R	- 1-1/4” Wood bullnose, radius corner
14S	- 1-1/4” Wood bullnose, square corner
15W	- 1-3/4” Wood bullnose
36R	- 1-3/4” Square wood, radius corner
36S	- 1-3/4” Square wood, square corner
24R	- 1-1/4” Square wood , radius corner
24S	- 1-1/4” Square wood, square corner
44R	- 1-1/4” Beveled wood, radius corner
44S	- 1-1/4” Beveled wood, square corner
CR	- Reed edge

Ⓓ Select power module.

NP	- No module
P1	- Single vault power module; add $2521
P2	- Double vault power module; add $5043

One vault power module available on 120” or less, two vault power modules on 144” or larger

Ⓔ Select wood inlay.

NWI	- No Wood Inlay
CWI	- Wood Inlay

See pricing column for Inlay Upcharge.

Ⓕ Select access panel.

NAP	- No access panel
WAP	- With access panel; add $181

SPECIAL SERVICES

Special Carton Marking

With specially marked information	N/C

Shipping

Ships **knocked down, FOB Green Bay, WI 54302, freight prepaid.** Freight class 85.

Specifications and prices are subject to change without prior notice.

Serenade™ Conference Tables

Anigre, Ebony, Makore, Zebrawood-Drum Leg

Serenade™ Conference Tables

Anigre, Ebony, Makore, Zebrawood-Drum Leg

	MODEL	A x B x C	MODEL NUMBER: Basic Model	Stain Color	Edge Style	Power Option	Wood Inlay	Access Panel	Approx. Packaged Weight	Delivered Pricing	Inlay Upcharge add to list price
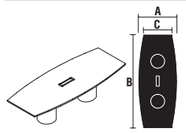 SEDV	**Boat Shape Tables, Drum Leg** • Ebony and Zebra are reconstituted and quarter pattern • Makore and Anigre are quarter sliced • Veneer is run cross grain • Full cylinder veneer bases • 144”, 168”, 192” and 240” have a two piece top • One vault power module available on 72”, 96” and 120” centered • Two vault power modules available on 144”, 168”, 192” and 240” one on each half	48 x 96 x 36”	SEB4896DV	□□□□	□□□	□□	□□□	□□□	235.0#	$ 12176	$ 782
		48 x 120 x 36”	SEB48120DV	□□□□	□□□	□□	□□□	□□□	275.0#	13532	N/A
		48 x 144 x 36”	SEB48144DV	□□□□	□□□	□□	□□□	□□□	320.0#	17840	1170
		54 x 144 x 42”	SEB54144DV	□□□□	□□□	□□	□□□	□□□	345.0#	16593	N/A
		54 x 168 x 42”	SEB54168DV	□□□□	□□□	□□	□□□	□□□	425.0#	20394	N/A
		60 x 192 x 48”	SEB60192DV	□□□□	□□□	□□	□□□	□□□	535.0#	22092	N/A
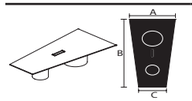 SEDV	**Sightline Tables, Drum Leg** • Ebony and Zebra are reconstituted and quarter pattern • Makore and Anigre are quarter sliced • Veneer is run cross grain • Full cylinder veneer bases • 144” and 168” have a two piece top • One vault power module available on 120” centered • Two vault power modules available on 144” and 168” one on each half	60 x 120 x 36”	SES60120DV	□□□□	□□□	□□	□□□	□□□	265.0#	$ 15777	N/A
		60 x 144 x 36”	SES60144DV	□□□□	□□□	□□	□□□	□□□	265.0#	17474	N/A
		60 x 168 x 36”	SES60168DV	□□□□	□□□	□□	□□□	□□□	265.0#	22290	N/A
			Ⓐ	Ⓑ	Ⓒ	Ⓓ	Ⓔ	Ⓕ			

HOW TO ORDER

Indicate the following information on order form:
1. Quantity of each item.
2. Model number, including options. See “How To Build a Model Number”.
3. Any special service required.

Note: • The □ indicates that a choice is required.
- The absence of the □ indicates that no choice is required.
- Alpha-numeric characters in place of □ indicate that no other alternatives are available.

HOW TO BUILD A MODEL NUMBER

Ⓐ Select basic model.

Ⓑ Select species/stain color
Refer to the **Product Color Options** page in this price list.

Ⓒ Select edge style

14R	- 1-1/4” Wood bullnose, radius corner
14S	- 1-1/4” Wood bullnose, square corner
15W	- 1-3/4” Wood bullnose
36R	- 1-3/4” Square wood, radius corner
36S	- 1-3/4” Square wood, square corner
24R	- 1-1/4” Square wood , radius corner
24S	- 1-1/4” Square wood, square corner
44R	- 1-1/4” Beveled wood, radius corner
44S	- 1-1/4” Beveled wood, square corner
CR	- Reed edge

Ⓓ Select power module.

NP	- No module
P1	- Single vault power module; add $2521
P2	- Double vault power module; add $5043

One vault power module available on 120” or less, two vault power modules on 144” or larger

Ⓔ Select wood inlay.

NWI	- No Wood Inlay
CWI	- Wood Inlay

See pricing column for Inlay Upcharge.

Ⓕ Select access panel.

NAP	- No access panel
WAP	- With access panel; add $181

SPECIAL SERVICES

Special Carton Marking

With specially marked information	N/C

Shipping

Ships **knocked down, FOB Green Bay, WI 54302, freight prepaid.** Freight class 85.

Specifications and prices are subject to change without prior notice.

Serenade™ Conference Tables

Anigre, Ebony, Makore, Zebrawood-Metal Drum Leg

Serenade™ Conference Tables

Anigre, Ebony, Makore, Zebrawood-Metal Drum Leg

	MODEL	A x B	MODEL NUMBER: Basic Model	Stain Color Ⓑ	Edge Style Ⓒ	Power Option Ⓓ	Wood Inlay Ⓔ	Access Panel Ⓕ	Base Finish Ⓖ	Approx. Packaged Weight	Delivered Pricing	Inlay Upcharge add to list price
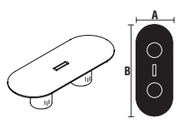 SEMV	**Racetrack Tables, Metal Drum Leg** • Ebony and Zebra are reconstituted and quarter pattern • Makore and Anigre are quarter sliced • Veneer is run cross grain • Full cylinder metal bases • 144", 168", 192" and 240" have a two piece top • One vault power module available on 72", 96" and 120" centered • Two vault power modules available on 144", 168", 192" and 240" one on each half	48 x 96"	SEO4896MV	□□□□	□□□	□□	□□□	□□□	□□	225.0#	$ 11560	$ 782
		48 x 120"	SEO48120MV	□□□□	□□□	□□	□□□	□□□	□□	265.0#	12916	N/A
		48 x 144"	SEO48144MV	□□□□	□□□	□□	□□□	□□□	□□	310.0#	16913	1170
		48 x 168"	SEO48168MV	□□□□	□□□	□□	□□□	□□□	□□	410.0#	18270	1366
		48 x 192"	SEO48192MV	□□□□	□□□	□□	□□□	□□□	□□	430.0#	19628	1562
		60 x 144"	SEO60144MV	□□□□	□□□	□□	□□□	□□□	□□	370.0#	17464	N/A
		60 x 168"	SEO60168MV	□□□□	□□□	□□	□□□	□□□	□□	420.0#	22379	N/A
		60 x 192"	SEO60192MV	□□□□	□□□	□□	□□□	□□□	□□	470.0#	23980	N/A
		60 x 240"	SEO60240MV	□□□□	□□□	□□	□□□	□□□	□□	570.0#	25243	N/A
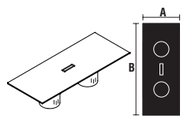 SEMV	**Rectangular Tables, Metal Drum Leg** • Ebony and Zebra are reconstituted and quarter pattern • Makore and Anigre are quarter sliced • Veneer is run cross grain • Full cylinder metal bases • 144", 168", 192" and 240" have a two piece top • One vault power module available on 72", 96" and 120" centered • Two vault power modules available on 144", 168", 192" and 240" one on each half	48 x 96"	SER4896MV	□□□□	□□□	□□	□□□	□□□	□□	240.0#	$ 10956	$ 782
		48 x 120"	SER48120MV	□□□□	□□□	□□	□□□	□□□	□□	280.0#	12916	N/A
		48 x 144"	SER48144MV	□□□□	□□□	□□	□□□	□□□	□□	325.0#	16913	1170
		48 x 168"	SER48168MV	□□□□	□□□	□□	□□□	□□□	□□	403.0#	18270	1366
		48 x 192"	SER48192MV	□□□□	□□□	□□	□□□	□□□	□□	443.0#	19628	1562
		60 x 144"	SER60144MV	□□□□	□□□	□□	□□□	□□□	□□	385.0#	17464	N/A
		60 x 168"	SER60168MV	□□□□	□□□	□□	□□□	□□□	□□	495.0#	22379	N/A
		60 x 192"	SER60192MV	□□□□	□□□	□□	□□□	□□□	□□	510.0#	23070	N/A
		60 x 240"	SER60240MV	□□□□	□□□	□□	□□□	□□□	□□	590.0#	23848	N/A
				Ⓐ	Ⓑ	Ⓒ	Ⓓ	Ⓔ	Ⓕ	Ⓖ		

HOW TO ORDER

Indicate the following information on order form:
1. Quantity of each item.
2. Model number, including options. See "How To Build a Model Number".
3. Any special service required.

Note: • The □ indicates that a choice is required.
- The absence of the □ indicates that no choice is required.
- Alpha-numeric characters in place of □ indicate that no other alternatives are available.

HOW TO BUILD A MODEL NUMBER

Ⓐ Select basic model.

Ⓑ Select species/stain color
Refer to the **Product Color Options** page in this price list.

Ⓒ Select edge style

14R	- 1-1/4" Wood bullnose, radius corner
14S	- 1-1/4" Wood bullnose, square corner
15W	- 1-3/4" Wood bullnose
36R	- 1-3/4" Square wood, radius corner
36S	- 1-3/4" Square wood, square corner
24R	- 1-1/4" Square wood , radius corner
24S	- 1-1/4" Square wood, square corner
44R	- 1-1/4" Beveled wood, radius corner
44S	- 1-1/4" Beveled wood, square corner
CR	- Reed edge

Ⓓ Select power module.

NP	- No module
P1	- Single vault power module; add $2521
P2	- Double vault power module; add $5043

One vault power module available on 120" or less, two vault power modules on 144" or larger

Ⓔ Select wood inlay.

NWI	- No Wood Inlay
CWI	- Wood Inlay

See pricing column for Inlay Upcharge.

Ⓕ Select access panel.

NAP	- No access panel
WAP	- With access panel; add $181

Ⓖ Select base finish.
Refer to the **Product Color Options** page in this price list.

SPECIAL SERVICES

Special Carton Marking

With specially marked information	N/C

Shipping

Ships **knocked down, FOB Green Bay, WI 54302, freight prepaid.** Freight class 85.

Specifications and prices are subject to change without prior notice.

Serenade™ Conference Tables

Anigre, Ebony, Makore, Zebrawood-Metal Drum Leg

Serenade™ Conference Tables

Anigre, Ebony, Makore, Zebrawood-Metal Drum Leg

	MODEL	A x B x C	MODEL NUMBER: Basic Model	Stain Color	Edge Style	Power Option	Wood Inlay	Access Panel	Base Finish	Approx. Packaged Weight	Delivered Pricing	Inlay Upcharge add to list price
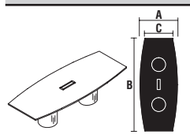 SEMV	**Boat Shape Tables, Metal Drum Leg** • Ebony and Zebra are reconstituted and quarter pattern • Makore and Anigre are quarter sliced • Veneer is run cross grain • Full cylinder metal bases • 144”, 168” and 192” have a two piece top • One vault power module available on 72”, 96” and 120” centered • Two vault power modules available on 144”, 168” and 192” one on each half	48 x 96 x 36”	SEB4896MV	□□□□	□□□	□□	□□□	□□□	□□	235.0#	$ 11560	$ 782
		48 x 120 x 36”	SEB48120MV	□□□□	□□□	□□	□□□	□□□	□□	275.0#	12916	N/A
		48 x 144 x 36”	SEB48144MV	□□□□	□□□	□□	□□□	□□□	□□	320.0#	14273	1170
		54 x 144 x 42”	SEB54144MV	□□□□	□□□	□□	□□□	□□□	□□	345.0#	15902	N/A
		54 x 168 x 42”	SEB54168MV	□□□□	□□□	□□	□□□	□□□	□□	425.0#	19356	N/A
		60 x 192 x 48”	SEB60192MV	□□□□	□□□	□□	□□□	□□□	□□	535.0#	22379	N/A
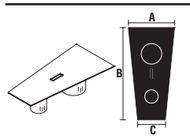 SEMV	**Sightline Tables, Metal Drum Leg** • Ebony and Zebra are reconstituted and quarter pattern • Makore and Anigre are quarter sliced • Veneer is run cross grain • Full cylinder metal bases • 144” and 168” have a two piece top • One vault power module available on 120” centered • Two vault power modules available on 144” and 168” one on each half	60 x 120 x 36”	SES60120MV	□□□□	□□□	□□	□□□	□□□	□□	265.0#	$ 15190	N/A
		60 x 144 x 36”	SES60144MV	□□□□	□□□	□□	□□□	□□□	□□	265.0#	16884	N/A
		60 x 168 x 36”	SES60168MV	□□□□	□□□	□□	□□□	□□□	□□	265.0#	21357	N/A
			Ⓐ	Ⓑ	Ⓒ	Ⓓ	Ⓔ	Ⓕ	Ⓖ			

HOW TO ORDER

Indicate the following information on order form:
1. Quantity of each item.
2. Model number, including options. See “How To Build a Model Number”.
3. Any special service required.

Note: • The □ indicates that a choice is required.
- The absence of the □ indicates that no choice is required.
- Alpha-numeric characters in place of □ indicate that no other alternatives are available.

HOW TO BUILD A MODEL NUMBER

Ⓐ Select basic model.

Ⓑ Select species/stain color
Refer to the **Product Color Options** page in this price list.

Ⓒ Select edge style

14R	- 1-1/4” Wood bullnose, radius corner
14S	- 1-1/4” Wood bullnose, square corner
15W	- 1-3/4” Wood bullnose
36R	- 1-3/4” Square wood, radius corner
36S	- 1-3/4” Square wood, square corner
24R	- 1-1/4” Square wood , radius corner
24S	- 1-1/4” Square wood, square corner
44R	- 1-1/4” Beveled wood, radius corner
44S	- 1-1/4” Beveled wood, square corner
CR	- Reed edge

Ⓓ Select power module.

NP	- No module
P1	- Single vault power module; add $2521
P2	- Double vault power module; add $5043

One vault power module available on 120” or less, two vault power modules on 144” or larger

Ⓔ Select wood inlay.

NWI	- No Wood Inlay
CWI	- Wood Inlay

See pricing column for Inlay Upcharge.

Ⓕ Select access panel.

NAP	- No access panel
WAP	- With access panel; add $181

Ⓖ Select base finish.
Refer to the **Product Color Options** page in this price list.

SPECIAL SERVICES

Special Carton Marking

With specially marked information	N/C

Shipping

Ships **knocked down, FOB Green Bay, WI 54302, freight prepaid.** Freight class 85.

Specifications and prices are subject to change without prior notice.

Serenade™ Conference Tables

Anigre, Ebony, Makore, Zebrawood-Half/Full Drum Leg

Serenade™ Conference Tables
Anigre, Ebony, Makore, Zebrawood-Half/Full Drum Leg

	MODEL	A x B	MODEL NUMBER Basic Model	Stain Color	Edge Style	Power Option	Wood Inlay	Access Panel	Approx. Packaged Weight	Delivered Pricing	Inlay Upcharge add to list price
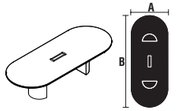 SEHV	**Racetrack Tables, Half/Full Drum Leg** • Ebony and Zebra are reconstituted and quarter pattern • Makore and Anigre are quarter sliced • Veneer is run cross grain • Half and Full cylinder veneer bases (full cylinders are the middle base on tables 144" and longer) • 144", 168", 192" and 240" have a two piece top • One vault power module available on 72", 96" and 120" centered • Two vault power modules available on 144", 168", 192" and 240" one on each half	36 x 72"	SEO3672HV	□□□□	□□□	□□	□□□	□□□	165.0#	$ 12429	$ 440
		48 x 96"	SEO4896HV	□□□□	□□□	□□	□□□	□□□	225.0#	13416	782
		48 x 120"	SEO48120HV	□□□□	□□□	□□	□□□	□□□	265.0#	13881	N/A
		48 x 144"	SEO48144HV	□□□□	□□□	□□	□□□	□□□	310.0#	19118	1170
		48 x 168"	SEO48168HV	□□□□	□□□	□□	□□□	□□□	410.0#	20475	1366
		48 x 192"	SEO48192HV	□□□□	□□□	□□	□□□	□□□	430.0#	21830	1562
		60 x 144"	SEO60144HV	□□□□	□□□	□□	□□□	□□□	370.0#	24124	N/A
		60 x 168"	SEO60168HV	□□□□	□□□	□□	□□□	□□□	420.0#	25821	N/A
		60 x 192"	SEO60192HV	□□□□	□□□	□□	□□□	□□□	470.0#	28349	N/A
		60 x 240"	SEO60240HV	□□□□	□□□	□□	□□□	□□□	570.0#	30350	N/A
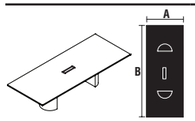 SEHV	**Rectangular Tables, Half/Full Drum Leg** • Ebony and Zebra are reconstituted and quarter pattern • Makore and Anigre are quarter sliced • Veneer is run cross grain • Half and Full cylinder veneer bases (full cylinders are the middle base on tables 144" and longer) • 144", 168", 192" and 240" have a two piece top • One vault power module available on 72", 96" and 120" centered • Two vault power modules available on 144", 168", 192" and 240" one on each half	36 x 72"	SER3672HV	□□□□	□□□	□□	□□□	□□□	174.0#	$ 11827	$ 440
		48 x 96"	SER4896HV	□□□□	□□□	□□	□□□	□□□	240.0#	12812	782
		48 x 120"	SER48120HV	□□□□	□□□	□□	□□□	□□□	280.0#	13881	N/A
		48 x 144"	SER48144HV	□□□□	□□□	□□	□□□	□□□	325.0#	19118	1170
		48 x 168"	SER48168HV	□□□□	□□□	□□	□□□	□□□	403.0#	20475	1366
		48 x 192"	SER48192HV	□□□□	□□□	□□	□□□	□□□	443.0#	21830	1562
		60 x 144"	SER60144HV	□□□□	□□□	□□	□□□	□□□	385.0#	24124	N/A
		60 x 168"	SER60168HV	□□□□	□□□	□□	□□□	□□□	495.0#	25821	N/A
		60 x 192"	SER60192HV	□□□□	□□□	□□	□□□	□□□	510.0#	28073	N/A
		60 x 240"	SER60240HV	□□□□	□□□	□□	□□□	□□□	590.0#	29034	N/A

Ⓐ Ⓑ Ⓒ Ⓓ Ⓔ Ⓕ

HOW TO ORDER

Indicate the following information on order form:
1. Quantity of each item.
2. Model number, including options. See "How To Build a Model Number".
3. Any special service required.

Note: • The □ indicates that a choice is required.
- The absence of the □ indicates that no choice is required.
- Alpha-numeric characters in place of □ indicate that no other alternatives are available.

HOW TO BUILD A MODEL NUMBER

Ⓐ Select basic model.

Ⓑ Select species/stain color
Refer to the **Product Color Options** page in this price list.

Ⓒ Select edge style

14R	- 1-1/4" Wood bullnose, radius corner
14S	- 1-1/4" Wood bullnose, square corner
15W	- 1-3/4" Wood bullnose
36R	- 1-3/4" Square wood, radius corner
36S	- 1-3/4" Square wood, square corner
24R	- 1-1/4" Square wood , radius corner
24S	- 1-1/4" Square wood, square corner
44R	- 1-1/4" Beveled wood, radius corner
44S	- 1-1/4" Beveled wood, square corner
CR	- Reed edge

Ⓓ Select power module.

NP	- No module
P1	- Single vault power module; add $2521
P2	- Double vault power module; add $5043

One vault power module available on 120" or less, two vault power modules on 144" or larger

Ⓔ Select wood inlay.

NWI	- No Wood Inlay
CWI	- Wood Inlay

See pricing column for Inlay Upcharge.

Ⓕ Select access panel.

NAP	- No access panel
WAP	- With access panel; add $181

SPECIAL SERVICES

Special Carton Marking

With specially marked information	N/C

Shipping

Ships **knocked down, FOB Green Bay, WI 54302, freight prepaid.** Freight class 85.

Specifications and prices are subject to change without prior notice.

Serenade™ Conference Tables

Anigre, Ebony, Makore, Zebrawood-Half/Full Drum Leg

Serenade™ Conference Tables
Anigre, Ebony, Makore, Zebrawood-Half/Full Drum Leg

	MODEL	A x B x C	MODEL NUMBER Basic Model	Stain Color	Edge Style	Power Option	Wood Inlay	Access Panel	Approx. Packaged Weight	Delivered Pricing	Inlay Upcharge add to list price
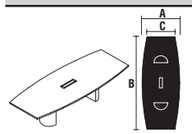 SEHV	**Boat Shape Tables, Half/Full Drum Leg** • Ebony and Zebra are reconstituted and quarter pattern • Makore and Anigre are quarter sliced • Veneer is run cross grain • Half and Full cylinder veneer bases (full cylinders are the middle base on tables 144" and longer) • 144", 168" and 192" have a two piece top • One vault power module available on 72", 96" and 120" centered • Two vault power modules available on 144", 168" and 192" one on each half	36 x 72 x 30"	SEB3672HV	□□□□	□□□	□□	□□□	□□□	170.0#	$ 12129	$ 440
		48 x 96 x 36"	SEB4896HV	□□□□	□□□	□□	□□□	□□□	235.0#	13334	782
		48 x 120 x 36"	SEB48120HV	□□□□	□□□	□□	□□□	□□□	275.0#	14691	N/A
		48 x 144 x 36"	SEB48144HV	□□□□	□□□	□□	□□□	□□□	320.0#	18998	1170
		54 x 144 x 42"	SEB54144HV	□□□□	□□□	□□	□□□	□□□	345.0#	20901	N/A
		54 x 168 x 42"	SEB54168HV	□□□□	□□□	□□	□□□	□□□	425.0#	21582	N/A
		60 x 192 x 48"	SEB60192HV	□□□□	□□□	□□	□□□	□□□	535.0#	23276	N/A
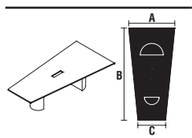 SEHV	**Sightline Tables, Half/Full Drum Leg** • Ebony and Zebra are reconstituted and quarter pattern • Makore and Anigre are quarter sliced • Veneer is run cross grain • Half and Full cylinder veneer bases (full cylinders are the middle base on tables 144" and longer) • 144" and 168" have a two piece top • One vault power module available on 120" centered • Two vault power modules available on 144" and 168" one on each half	60 x 120 x 36"	SES60120HV	□□□□	□□□	□□	□□□	□□□	265.0#	$ 17661	N/A
		60 x 144 x 36"	SES60144HV	□□□□	□□□	□□	□□□	□□□	265.0#	22479	N/A
		60 x 168 x 36"	SES60168HV	□□□□	□□□	□□	□□□	□□□	265.0#	24175	N/A
			Ⓐ	Ⓑ	Ⓒ	Ⓓ	Ⓔ	Ⓕ			

HOW TO ORDER

Indicate the following information on order form:
1. Quantity of each item.
2. Model number, including options. See "How To Build a Model Number".
3. Any special service required.

Note: • The □ indicates that a choice is required.
- The absence of the □ indicates that no choice is required.
- Alpha-numeric characters in place of □ indicate that no other alternatives are available.

HOW TO BUILD A MODEL NUMBER

Ⓐ Select basic model.

Ⓑ Select species/stain color
Refer to the **Product Color Options** page in this price list.

Ⓒ Select edge style

14R	- 1-1/4" Wood bullnose, radius corner
14S	- 1-1/4" Wood bullnose, square corner
15W	- 1-3/4" Wood bullnose
36R	- 1-3/4" Square wood, radius corner
36S	- 1-3/4" Square wood, square corner
24R	- 1-1/4" Square wood , radius corner
24S	- 1-1/4" Square wood, square corner
44R	- 1-1/4" Beveled wood, radius corner
44S	- 1-1/4" Beveled wood, square corner
CR	- Reed edge

Ⓓ Select power module.

NP	- No module
P1	- Single vault power module; add $2521
P2	- Double vault power module; add $5043

One vault power module available on 120" or less, two vault power modules on 144" or larger

Ⓔ Select wood inlay.

NWI	- No Wood Inlay
CWI	- Wood Inlay

See pricing column for Inlay Upcharge.

Ⓕ Select access panel.

NAP	- No access panel
WAP	- With access panel; add $181

SPECIAL SERVICES

Special Carton Marking

With specially marked information	N/C

Shipping

Ships **knocked down, FOB Green Bay, WI 54302, freight prepaid.** Freight class 85.

Specifications and prices are subject to change without prior notice.

Serenade™ Conference Tables

Anigre, Ebony, Makore, Zebrawood-Panel Leg

Serenade™ Conference Tables

Anigre, Ebony, Makore, Zebrawood-Panel Leg

	MODEL	A x B	MODEL NUMBER: Basic Model	Stain Color	Edge Style	Power Option	Wood Inlay	Access Panel	Approx. Packaged Weight	Delivered Pricing	Inlay Upcharge add to list price
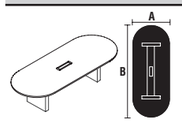 SEPV	**Racetrack Tables, Panel Leg** • Ebony and Zebra are reconstituted and quarter pattern • Makore and Anigre are quarter sliced • Veneer is run cross grain • 4" panel leg with a connecting stringer • Panel bases include a perforated steel insert (SX painted) on the short ends of the assembly • 144", 168", 192" and 240" have a two piece top • One vault power module available on 72", 96" and 120" centered • Two vault power modules available on 144", 168", 192" and 240" one on each half	36 x 72"	SEO3672PV	□□□□	□□□	□□	□□□	□□□	165.0#	$ 10187	$ 440
		48 x 96"	SEO4896PV	□□□□	□□□	□□	□□□	□□□	225.0#	11301	782
		48 x 120"	SEO48120PV	□□□□	□□□	□□	□□□	□□□	265.0#	12544	N/A
		48 x 144"	SEO48144PV	□□□□	□□□	□□	□□□	□□□	310.0#	15039	1170
		48 x 168"	SEO48168PV	□□□□	□□□	□□	□□□	□□□	410.0#	18285	1366
		48 x 192"	SEO48192PV	□□□□	□□□	□□	□□□	□□□	430.0#	19671	1562
		60 x 144"	SEO60144PV	□□□□	□□□	□□	□□□	□□□	370.0#	16821	N/A
		60 x 168"	SEO60168PV	□□□□	□□□	□□	□□□	□□□	420.0#	20462	N/A
		60 x 192"	SEO60192PV	□□□□	□□□	□□	□□□	□□□	470.0#	24281	N/A
		60 x 240"	SEO60240PV	□□□□	□□□	□□	□□□	□□□	570.0#	31561	N/A
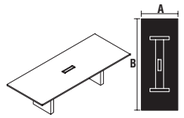 SEPV	**Rectangular Tables, Panel Leg** • Ebony and Zebra are reconstituted and quarter pattern • Makore and Anigre are quarter sliced • Veneer is run cross grain • 4" panel leg with a connecting stringer • Panel bases include a perforated steel insert (SX painted) on the short ends of the assembly • 144", 168", 192" and 240" have a two piece top • One vault power module available on 72", 96" and 120" centered • Two vault power modules available on 144", 168", 192" and 240" one on each half	36 x 72"	SER3672PV	□□□□	□□□	□□	□□□	□□□	174.0#	$ 9709	$ 440
		48 x 96"	SER4896PV	□□□□	□□□	□□	□□□	□□□	240.0#	10824	782
		48 x 120"	SER48120PV	□□□□	□□□	□□	□□□	□□□	280.0#	12544	N/A
		48 x 144"	SER48144PV	□□□□	□□□	□□	□□□	□□□	325.0#	15039	1170
		48 x 168"	SER48168PV	□□□□	□□□	□□	□□□	□□□	403.0#	18285	1366
		48 x 192"	SER48192PV	□□□□	□□□	□□	□□□	□□□	443.0#	19671	1562
		60 x 144"	SER60144PV	□□□□	□□□	□□	□□□	□□□	385.0#	16821	N/A
		60 x 168"	SER60168PV	□□□□	□□□	□□	□□□	□□□	495.0#	20462	N/A
		60 x 192"	SER60192PV	□□□□	□□□	□□	□□□	□□□	510.0#	23453	N/A
		60 x 240"	SER60240PV	□□□□	□□□	□□	□□□	□□□	590.0#	30507	N/A

Ⓐ Ⓑ Ⓒ Ⓓ Ⓔ Ⓕ

HOW TO ORDER

Indicate the following information on order form:
1. Quantity of each item.
2. Model number, including options. See "How To Build a Model Number".
3. Any special service required.

Note: • The □ indicates that a choice is required.
- The absence of the □ indicates that no choice is required.
- Alpha-numeric characters in place of □ indicate that no other alternatives are available.

HOW TO BUILD A MODEL NUMBER

Ⓐ Select basic model.

Ⓑ Select species/stain color
Refer to the **Product Color Options** page in this price list.

Ⓒ Select edge style

14R	- 1-1/4" Wood bullnose, radius corner
14S	- 1-1/4" Wood bullnose, square corner
15W	- 1-3/4" Wood bullnose
36R	- 1-3/4" Square wood, radius corner
36S	- 1-3/4" Square wood, square corner
24R	- 1-1/4" Square wood , radius corner
24S	- 1-1/4" Square wood, square corner
44R	- 1-1/4" Beveled wood, radius corner
44S	- 1-1/4" Beveled wood, square corner
CR	- Reed edge

Ⓓ Select power module.

NP	- No module
P1	- Single vault power module; add $2521
P2	- Double vault power module; add $5043

One vault power module available on 120" or less, two vault power modules on 144" or larger

Ⓔ Select wood inlay.

NWI	- No Wood Inlay
CWI	- Wood Inlay

See pricing column for Inlay Upcharge.

Ⓕ Select access panel.

NAP	- No access panel
WAP	- With access panel; add $181

SPECIAL SERVICES

Special Carton Marking

With specially marked information N/C

Shipping

Ships **knocked down, FOB Green Bay, WI 54302, freight prepaid.** Freight class 85.

Specifications and prices are subject to change without prior notice.

Serenade™ Conference Tables

Anigre, Ebony, Makore, Zebrawood-Panel Leg

Serenade™ Conference Tables

Anigre, Ebony, Makore, Zebrawood-Panel Leg

	MODEL	A x B x C	MODEL NUMBER Basic Model	Stain Color	Edge Style	Power Option	Wood Inlay	Access Panel	Approx. Packaged Weight	Delivered Pricing	Inlay Upcharge add to list price
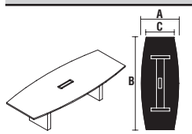 SEPV	**Boat Shape Tables, Panel Leg** • Ebony and Zebra are reconstituted and quarter pattern • Makore and Anigre are quarter sliced • Veneer is run cross grain • 4" panel leg with a connecting stringer • Panel bases include a perforated steel insert (SX painted) on the short ends of the assembly • 144", 168" and 192" have a two piece top • One vault power module available on 72", 96" and 120" centered • Two vault power modules available on 144", 168" and 192" one on each half	36 x 72 x 30"	SEB3672PV	□□□□	□□□	□□	□□□	□□□	170.0#	$ 9952	$ 440
		48 x 96 x 36"	SEB4896PV	□□□□	□□□	□□	□□□	□□□	235.0#	11307	782
		48 x 120 x 36"	SEB48120PV	□□□□	□□□	□□	□□□	□□□	275.0#	12544	N/A
		48 x 144 x 36"	SEB48144PV	□□□□	□□□	□□	□□□	□□□	320.0#	15039	1170
		54 x 144 x 42"	SEB54144PV	□□□□	□□□	□□	□□□	□□□	345.0#	16200	N/A
		54 x 168 x 42"	SEB54168PV	□□□□	□□□	□□	□□□	□□□	425.0#	18827	N/A
		60 x 192 x 48"	SEB60192PV	□□□□	□□□	□□	□□□	□□□	535.0#	20764	N/A
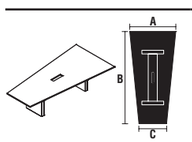 SEPV	**Sightline Tables, Panel Leg** • Ebony and Zebra are reconstituted and quarter pattern • Makore and Anigre are quarter sliced • Veneer is run cross grain • 4" panel leg with a connecting stringer • Panel bases include a perforated steel insert (SX painted) on the short ends of the assembly • 144" and 168" have a two piece top • One vault power module available on 120" centered • Two vault power modules available on 144" and 168" one on each half	60 x 120 x 36"	SES60120PV	□□□□	□□□	□□	□□□	□□□	265.0#	$ 15039	N/A
		60 x 144 x 36"	SES60144PV	□□□□	□□□	□□	□□□	□□□	265.0#	16821	N/A
		60 x 168 x 36"	SES60168PV	□□□□	□□□	□□	□□□	□□□	265.0#	20462	N/A

Ⓐ Ⓑ Ⓒ Ⓓ Ⓔ Ⓕ

HOW TO ORDER

Indicate the following information on order form:
1. Quantity of each item.
2. Model number, including options. See "How To Build a Model Number".
3. Any special service required.

Note: • The □ indicates that a choice is required.
- The absence of the □ indicates that no choice is required.
- Alpha-numeric characters in place of □ indicate that no other alternatives are available.

HOW TO BUILD A MODEL NUMBER

Ⓐ Select basic model.

Ⓑ Select species/stain color
Refer to the **Product Color Options** page in this price list.

Ⓒ Select edge style

14R	- 1-1/4" Wood bullnose, radius corner
14S	- 1-1/4" Wood bullnose, square corner
15W	- 1-3/4" Wood bullnose
36R	- 1-3/4" Square wood, radius corner
36S	- 1-3/4" Square wood, square corner
24R	- 1-1/4" Square wood , radius corner
24S	- 1-1/4" Square wood, square corner
44R	- 1-1/4" Beveled wood, radius corner
44S	- 1-1/4" Beveled wood, square corner
CR	- Reed edge

Ⓓ Select power module.

NP	- No module
P1	- Single vault power module; add $2521
P2	- Double vault power module; add $5043

One vault power module available on 120" or less, two vault power modules on 144" or larger

Ⓔ Select wood inlay.

NWI	- No Wood Inlay
CWI	- Wood Inlay

See pricing column for Inlay Upcharge.

Ⓕ Select access panel.

NAP	- No access panel
WAP	- With access panel; add $181

SPECIAL SERVICES

Special Carton Marking

With specially marked information N/C

Shipping

Ships **knocked down, FOB Green Bay, WI 54302, freight prepaid.** Freight class 85.

Specifications and prices are subject to change without prior notice.

Serenade™ Conference Tables

Anigre, Ebony, Makore, Zebrawood-Column Leg

Serenade™ Conference Tables

Anigre, Ebony, Makore, Zebrawood-Column Leg

	MODEL	A x B	MODEL NUMBER: Basic Model	Stain Color	Edge Style	Power Option	Wood Inlay	Access Panel	Approx. Packaged Weight	Delivered Pricing	Inlay Upcharge add to list price
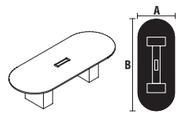 SECV	**Racetrack Tables, Column Leg** • Ebony and Zebra are reconstituted and quarter pattern • Makore and Anigre are quarter sliced • Veneer is run cross grain • 12” column leg with a connecting stringer • Column bases include a perforated steel insert (SX painted) on the short ends of the assembly • 144”, 168”, 192” and 240” have a two piece top • One vault power module available on 72”, 96” and 120” centered • Two vault power modules available on 144”, 168”, 192” and 240” one on each half	48 x 96”	SEO4896CV	□□□□	□□□	□□	□□□	□□□	255.0#	$ 14975	$ 782
		48 x 120”	SEO48120CV	□□□□	□□□	□□	□□□	□□□	295.0#	16362	N/A
		48 x 144”	SEO48144CV	□□□□	□□□	□□	□□□	□□□	340.0#	18011	1170
		48 x 168”	SEO48168CV	□□□□	□□□	□□	□□□	□□□	430.0#	23986	1366
		48 x 192”	SEO48192CV	□□□□	□□□	□□	□□□	□□□	475.0#	25613	1562
		60 x 144”	SEO60144CV	□□□□	□□□	□□	□□□	□□□	400.0#	20486	N/A
		60 x 168”	SEO60168CV	□□□□	□□□	□□	□□□	□□□	515.0#	26969	N/A
		60 x 192”	SEO60192CV	□□□□	□□□	□□	□□□	□□□	470.0#	30994	N/A
		60 x 240”	SEO60240CV	□□□□	□□□	□□	□□□	□□□	570.0#	40365	N/A
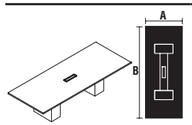 SECV	**Rectangular Tables, Column Leg** • Ebony and Zebra are reconstituted and quarter pattern • Makore and Anigre are quarter sliced • Veneer is run cross grain • 12” column leg with a connecting stringer • Column bases include a perforated steel insert (SX painted) on the short ends of the assembly • 144”, 168”, 192” and 240” have a two piece top • One vault power module available on 72”, 96” and 120” centered • Two vault power modules available on 144”, 168”, 192” and 240” one on each half	48 x 96”	SER4896CV	□□□□	□□□	□□	□□□	□□□	265.0#	$ 14491	$ 782
		48 x 120”	SER48120CV	□□□□	□□□	□□	□□□	□□□	405.0#	16362	N/A
		48 x 144”	SER48144CV	□□□□	□□□	□□	□□□	□□□	347.0#	18011	1170
		48 x 168”	SER48168CV	□□□□	□□□	□□	□□□	□□□	438.0#	23986	1366
		48 x 192”	SER48192CV	□□□□	□□□	□□	□□□	□□□	478.0#	25613	1562
		60 x 144”	SER60144CV	□□□□	□□□	□□	□□□	□□□	438.0#	20486	N/A
		60 x 168”	SER60168CV	□□□□	□□□	□□	□□□	□□□	530.0#	26969	N/A
		60 x 192”	SER60192CV	□□□□	□□□	□□	□□□	□□□	510.0#	30166	N/A
		60 x 240”	SER60240CV	□□□□	□□□	□□	□□□	□□□	590.0#	39300	N/A

Ⓐ Ⓑ Ⓒ Ⓓ Ⓔ Ⓕ

HOW TO ORDER

Indicate the following information on order form:
1. Quantity of each item.
2. Model number, including options. See “How To Build a Model Number”.
3. Any special service required.

Note: • The □ indicates that a choice is required.
- The absence of the □ indicates that no choice is required.
- Alpha-numeric characters in place of □ indicate that no other alternatives are available.

HOW TO BUILD A MODEL NUMBER

Ⓐ Select basic model.

Ⓑ Select species/stain color
Refer to the **Product Color Options** page in this price list.

Ⓒ Select edge style

14R	- 1-1/4” Wood bullnose, radius corner
14S	- 1-1/4” Wood bullnose, square corner
15W	- 1-3/4” Wood bullnose
36R	- 1-3/4” Square wood, radius corner
36S	- 1-3/4” Square wood, square corner
24R	- 1-1/4” Square wood , radius corner
24S	- 1-1/4” Square wood, square corner
44R	- 1-1/4” Beveled wood, radius corner
44S	- 1-1/4” Beveled wood, square corner
CR	- Reed edge

Ⓓ Select power module.

NP	- No module
P1	- Single vault power module; add $2521
P2	- Double vault power module; add $5043

One vault power module available on 120” or less, two vault power modules on 144” or larger

Ⓔ Select wood inlay.

NWI	- No Wood Inlay
CWI	- Wood Inlay

See pricing column for Inlay Upcharge.

Ⓕ Select access panel.

NAP	- No access panel
WAP	- With access panel; add $181

SPECIAL SERVICES

Special Carton Marking

With specially marked information N/C

Shipping

Ships **knocked down, FOB Green Bay, WI 54302, freight prepaid.** Freight class 85.

Specifications and prices are subject to change without prior notice.

Serenade™ Conference Tables

Anigre, Ebony, Makore, Zebrawood-Column Leg

Serenade™ Conference Tables

Anigre, Ebony, Makore, Zebrawood-Column Leg

	MODEL	A x B x C	MODEL NUMBER Basic Model	Stain Color	Edge Style	Power Option	Wood Inlay	Access Panel	Approx. Packaged Weight	Delivered Pricing	Inlay Upcharge add to list price
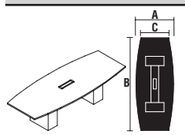 SECV	**Boat Shape Tables, Column Leg** • Ebony and Zebra are reconstituted and quarter pattern • Makore and Anigre are quarter sliced • Veneer is run cross grain • 12” column leg with a connecting stringer • Column bases include a perforated steel insert (SX painted) on the short ends of the assembly • 144”, 168” and 192” have a two piece top • One vault power module available on 72”, 96” and 120” centered • Two vault power modules available on 144”, 168” and 192” one on each half	48 x 96 x 36”	SEB4896CV	□□□□	□□□	□□	□□□	□□□	260.0#	$ 14975	$ 782
		48 x 120 x 36”	SEB48120CV	□□□□	□□□	□□	□□□	□□□	300.0#	16362	N/A
		48 x 144 x 36”	SEB48144CV	□□□□	□□□	□□	□□□	□□□	242.0#	18011	1170
		54 x 144 x 42”	SEB54144CV	□□□□	□□□	□□	□□□	□□□	367.0#	19521	N/A
		54 x 168 x 42”	SEB54168CV	□□□□	□□□	□□	□□□	□□□	440.0#	24528	N/A
		60 x 192 x 48”	SEB60192CV	□□□□	□□□	□□	□□□	□□□	575.0#	27513	N/A
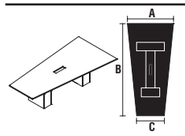 SECV	**Sightline Tables, Column Leg** • Ebony and Zebra are reconstituted and quarter pattern • Makore and Anigre are quarter sliced • Veneer is run cross grain • 12” column leg with a connecting stringer • Column bases include a perforated steel insert (SX painted) on the short ends of the assembly • 144” and 168” have a two piece top • One vault power module available on 120” centered • Two vault power modules available on 144” and 168” one on each half	60 x 120 x 36”	SES60120CV	□□□□	□□□	□□	□□□	□□□	265.0#	$ 18011	N/A
		60 x 144 x 36”	SES60144CV	□□□□	□□□	□□	□□□	□□□	265.0#	20486	N/A
		60 x 168 x 36”	SES60168CV	□□□□	□□□	□□	□□□	□□□	265.0#	26969	N/A

Ⓐ Ⓑ Ⓒ Ⓓ Ⓔ Ⓕ

HOW TO ORDER

Indicate the following information on order form:
1. Quantity of each item.
2. Model number, including options. See “How To Build a Model Number”.
3. Any special service required.

Note: • The □ indicates that a choice is required.
- The absence of the □ indicates that no choice is required.
- Alpha-numeric characters in place of □ indicate that no other alternatives are available.

HOW TO BUILD A MODEL NUMBER

Ⓐ Select basic model.

Ⓑ Select species/stain color
Refer to the **Product Color Options** page in this price list.

Ⓒ Select edge style

14R	- 1-1/4” Wood bullnose, radius corner
14S	- 1-1/4” Wood bullnose, square corner
15W	- 1-3/4” Wood bullnose
36R	- 1-3/4” Square wood, radius corner
36S	- 1-3/4” Square wood, square corner
24R	- 1-1/4” Square wood , radius corner
24S	- 1-1/4” Square wood, square corner
44R	- 1-1/4” Beveled wood, radius corner
44S	- 1-1/4” Beveled wood, square corner
CR	- Reed edge

Ⓓ Select power module.

NP	- No module
P1	- Single vault power module; add $2521
P2	- Double vault power module; add $5043

One vault power module available on 120” or less, two vault power modules on 144” or larger

Ⓔ Select wood inlay.

NWI	- No Wood Inlay
CWI	- Wood Inlay

See pricing column for Inlay Upcharge.

Ⓕ Select access panel.

NAP	- No access panel
WAP	- With access panel; add $181

SPECIAL SERVICES

Special Carton Marking

With specially marked information N/C

Shipping

Ships **knocked down, FOB Green Bay, WI 54302, freight prepaid.** Freight class 85.

Specifications and prices are subject to change without prior notice.

Serenade™ Conference Tables
Maple-Drum Leg

Serenade™ Conference Tables
Maple-Drum Leg

	MODEL	A x B	MODEL NUMBER: Basic Model	Stain Color Ⓑ	Edge Style Ⓒ	Power Option Ⓓ	Wood Inlay Ⓔ	Access Panel Ⓕ	Approx. Packaged Weight	Delivered Pricing	Inlay Upcharge add to list price
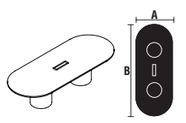 SEDM	**Racetrack Tables, Drum Leg** • Maple veneer is plain sliced (flat cut) • Veneer is run cross grain • Full cylinder veneer bases • 144", 168", 192" and 240" have a two piece top • One vault power module available on 72", 96" and 120" centered • Two vault power modules available on 144", 168" and 192" one on each half	48 x 96"	SEO4896DM	□□□□	□□□	□□	□□□	□□□	225.0#	$ 9869	$ 782
		48 x 120"	SEO48120DM	□□□□	□□□	□□	□□□	□□□	265.0#	11076	N/A
		48 x 144"	SEO48144DM	□□□□	□□□	□□	□□□	□□□	310.0#	14376	1170
		48 x 168"	SEO48168DM	□□□□	□□□	□□	□□□	□□□	410.0#	15583	1366
		48 x 192"	SEO48192DM	□□□□	□□□	□□	□□□	□□□	430.0#	16791	1562
		60 x 144"	SEO60144DM	□□□□	□□□	□□	□□□	□□□	370.0#	15103	N/A
		60 x 168"	SEO60168DM	□□□□	□□□	□□	□□□	□□□	420.0#	19212	N/A
		60 x 192"	SEO60192DM	□□□□	□□□	□□	□□□	□□□	470.0#	21426	N/A
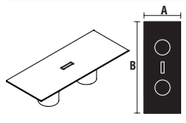 SEDM	**Rectangular Tables, Drum Leg** • Maple veneer is plain sliced (flat cut) • Veneer is run cross grain • Full cylinder veneer bases • 144", 168", 192" and 240" have a two piece top • One vault power module available on 72", 96" and 120" centered • Two vault power modules available on 144", 168" and 192" one on each half	48 x 96"	SER4896DM	□□□□	□□□	□□	□□□	□□□	240.0#	$ 9264	$ 782
		48 x 120"	SER48120DM	□□□□	□□□	□□	□□□	□□□	280.0#	10698	N/A
		48 x 144"	SER48144DM	□□□□	□□□	□□	□□□	□□□	325.0#	13924	1170
		48 x 168"	SER48168DM	□□□□	□□□	□□	□□□	□□□	403.0#	15057	1366
		48 x 192"	SER48192DM	□□□□	□□□	□□	□□□	□□□	443.0#	16186	1562
		60 x 144"	SER60144DM	□□□□	□□□	□□	□□□	□□□	385.0#	14537	N/A
		60 x 168"	SER60168DM	□□□□	□□□	□□	□□□	□□□	495.0#	18548	N/A
		60 x 192"	SER60192DM	□□□□	□□□	□□	□□□	□□□	510.0#	20610	N/A
				Ⓐ	Ⓑ	Ⓒ	Ⓓ	Ⓔ	Ⓕ		

HOW TO ORDER

Indicate the following information on order form:
1. Quantity of each item.
2. Model number, including options. See "How To Build a Model Number".
3. Any special service required.

Note: • The □ indicates that a choice is required.
- The absence of the □ indicates that no choice is required.
- Alpha-numeric characters in place of □ indicate that no other alternatives are available.

HOW TO BUILD A MODEL NUMBER

Ⓐ Select basic model.

Ⓑ Select stain color
Refer to the **Product Color Options** page in this price list.

Ⓒ Select edge style

14R	- 1-1/4" Wood bullnose, radius corner
14S	- 1-1/4" Wood bullnose, square corner
15W	- 1-3/4" Wood bullnose
36R	- 1-3/4" Square wood, radius corner
36S	- 1-3/4" Square wood, square corner
24R	- 1-1/4" Square wood , radius corner
24S	- 1-1/4" Square wood, square corner
44R	- 1-1/4" Beveled wood, radius corner
44S	- 1-1/4" Beveled wood, square corner
CR	- Reed edge

Ⓓ Select power module.

NP	- No module
P1	- Single vault power module; add $2521
P2	- Double vault power module; add $5043

One vault power module available on 120" or less, two vault power modules on 144" or larger

Ⓔ Select wood inlay.

NWI	- No Wood Inlay
CWI	- Wood Inlay

See pricing column for Inlay Upcharge.

Ⓕ Select access panel.

NAP	- No access panel
WAP	- With access panel; add $181

SPECIAL SERVICES

Special Carton Marking

With specially marked information	N/C

Shipping
Ships **knocked down, FOB Green Bay, WI 54302, freight prepaid.** Freight class 85.

Specifications and prices are subject to change without prior notice.

Serenade™ Conference Tables
Maple-Drum Leg

Serenade™ Conference Tables
Maple-Drum Leg

	MODEL	A x B x C	MODEL NUMBER: Basic Model	Stain Color	Edge Style	Power Option	Wood Inlay	Access Panel	Approx. Packaged Weight	Delivered Pricing	Inlay Upcharge add to list price
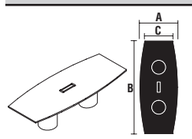 SEDM	**Boat Shape Tables, Drum Leg** • Maple veneer is plain sliced (flat cut) • Veneer is run cross grain • Full cylinder veneer bases • 144”, 168” and 192” have a two piece top • One vault power module available on 72”, 96” and 120” centered • Two vault power modules available on 144”, 168” and 192” one on each half	48 x 96 x 36”	SEB4896DM	□□□□	□□□	□□	□□□	□□□	235.0#	$ 9789	$ 782
		48 x 120 x 36”	SEB48120DM	□□□□	□□□	□□	□□□	□□□	275.0#	10994	N/A
		48 x 144 x 36”	SEB48144DM	□□□□	□□□	□□	□□□	□□□	320.0#	14259	1170
		54 x 144 x 42”	SEB54144DM	□□□□	□□□	□□	□□□	□□□	345.0#	13756	N/A
		54 x 168 x 42”	SEB54168DM	□□□□	□□□	□□	□□□	□□□	425.0#	16586	N/A
		60 x 192 x 48”	SEB60192DM	□□□□	□□□	□□	□□□	□□□	535.0#	18094	N/A
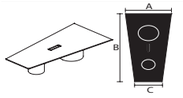 SEDM	**Sightline Tables, Drum Leg** • Maple veneer is plain sliced (flat cut) • Veneer is run cross grain • Full cylinder veneer bases • 144” and 168” have a two piece top • One vault power module available on 120” centered • Two vault power modules available on 144” and 168” one on each half	60 x 120 x 36”	SES60120DM	□□□□	□□□	□□	□□□	□□□	265.0#	$ 13522	N/A
		60 x 144 x 36”	SES60144DM	□□□□	□□□	□□	□□□	□□□	265.0#	15126	N/A
		60 x 168 x 36”	SES60168DM	□□□□	□□□	□□	□□□	□□□	265.0#	18953	N/A
			Ⓐ	Ⓑ	Ⓒ	Ⓓ	Ⓔ	Ⓕ			

HOW TO ORDER

Indicate the following information on order form:
1. Quantity of each item.
2. Model number, including options. See “How To Build a Model Number”.
3. Any special service required.

Note: • The □ indicates that a choice is required.
- The absence of the □ indicates that no choice is required.
- Alpha-numeric characters in place of □ indicate that no other alternatives are available.

HOW TO BUILD A MODEL NUMBER

Ⓐ Select basic model.

Ⓑ Select stain color
Refer to the **Product Color Options** page in this price list.

Ⓒ Select edge style

14R	- 1-1/4” Wood bullnose, radius corner
14S	- 1-1/4” Wood bullnose, square corner
15W	- 1-3/4” Wood bullnose
36R	- 1-3/4” Square wood, radius corner
36S	- 1-3/4” Square wood, square corner
24R	- 1-1/4” Square wood , radius corner
24S	- 1-1/4” Square wood, square corner
44R	- 1-1/4” Beveled wood, radius corner
44S	- 1-1/4” Beveled wood, square corner
CR	- Reed edge

Ⓓ Select power module.

NP	- No module
P1	- Single vault power module; add $2521
P2	- Double vault power module; add $5043

One vault power module available on 120” or less, two vault power modules on 144” or larger

Ⓔ Select wood inlay.

NWI	- No Wood Inlay
CWI	- Wood Inlay

See pricing column for Inlay Upcharge.

Ⓕ Select access panel.

NAP	- No access panel
WAP	- With access panel; add $181

SPECIAL SERVICES

Special Carton Marking

With specially marked information	N/C

Shipping
Ships **knocked down, FOB Green Bay, WI 54302, freight prepaid.** Freight class 85.

Specifications and prices are subject to change without prior notice.

Serenade™ Conference Tables

Maple-Metal Drum Leg

Serenade™ Conference Tables

Maple-Metal Drum Leg

	MODEL	A x B	MODEL NUMBER: Basic Model	Stain Color	Edge Style	Power Option	Wood Inlay	Access Panel	Base Finish	Approx. Packaged Weight	Delivered Pricing	Inlay Upcharge add to list price
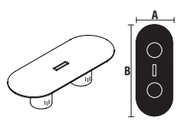 SEMM	**Racetrack Tables, Metal Drum Leg** • Maple veneer is plain sliced (flat cut) • Veneer is run cross grain • Full cylinder metal bases • 144", 168", 192" and 240" have a two piece top • One vault power module available on 72", 96" and 120" centered • Two vault power modules available on 144", 168", 192" and 240" one on each half	48 x 96"	SEO4896MM	□□□□	□□□	□□	□□□	□□□	□□	225.0#	$ 10956	$ 782
		48 x 120"	SEO48120MM	□□□□	□□□	□□	□□□	□□□	□□	265.0#	12160	N/A
		48 x 144"	SEO48144MM	□□□□	□□□	□□	□□□	□□□	□□	310.0#	16007	1170
		48 x 168"	SEO48168MM	□□□□	□□□	□□	□□□	□□□	□□	410.0#	17214	1366
		48 x 192"	SEO48192MM	□□□□	□□□	□□	□□□	□□□	□□	430.0#	18421	1562
		60 x 144"	SEO60144MM	□□□□	□□□	□□	□□□	□□□	□□	370.0#	16335	N/A
		60 x 168"	SEO60168MM	□□□□	□□□	□□	□□□	□□□	□□	420.0#	21058	N/A
		60 x 192"	SEO60192MM	□□□□	□□□	□□	□□□	□□□	□□	470.0#	22163	N/A
		60 x 240"	SEO60240MM	□□□□	□□□	□□	□□□	□□□	□□	570.0#	23480	N/A
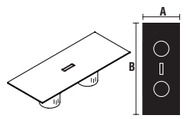 SEMM	**Rectangular Tables, Metal Drum Leg** • Maple veneer is plain sliced (flat cut) • Veneer is run cross grain • Full cylinder metal bases • 144", 168", 192" and 240" have a two piece top • One vault power module available on 72", 96" and 120" centered • Two vault power modules available on 144", 168", 192" and 240" one on each half	48 x 96"	SER4896MM	□□□□	□□□	□□	□□□	□□□	□□	240.0#	$ 10352	$ 782
		48 x 120"	SER48120MM	□□□□	□□□	□□	□□□	□□□	□□	280.0#	11784	N/A
		48 x 144"	SER48144MM	□□□□	□□□	□□	□□□	□□□	□□	325.0#	15555	1170
		48 x 168"	SER48168MM	□□□□	□□□	□□	□□□	□□□	□□	403.0#	16685	1366
		48 x 192"	SER48192MM	□□□□	□□□	□□	□□□	□□□	□□	443.0#	17817	1562
		60 x 144"	SER60144MM	□□□□	□□□	□□	□□□	□□□	□□	385.0#	15769	N/A
		60 x 168"	SER60168MM	□□□□	□□□	□□	□□□	□□□	□□	495.0#	20395	N/A
		60 x 192"	SER60192MM	□□□□	□□□	□□	□□□	□□□	□□	510.0#	21781	N/A
		60 x 240"	SER60240MM	□□□□	□□□	□□	□□□	□□□	□□	590.0#	22610	N/A
				Ⓐ	Ⓑ	Ⓒ	Ⓓ	Ⓔ	Ⓕ	Ⓖ		

HOW TO ORDER

Indicate the following information on order form:
1. Quantity of each item.
2. Model number, including options. See "How To Build a Model Number".
3. Any special service required.

Note: • The □ indicates that a choice is required.
- The absence of the □ indicates that no choice is required.
- Alpha-numeric characters in place of □ indicate that no other alternatives are available.

HOW TO BUILD A MODEL NUMBER

Ⓐ Select basic model.

Ⓑ Select stain color
Refer to the **Product Color Options** page in this price list.

Ⓒ Select edge style

14R	- 1-1/4" Wood bullnose, radius corner
14S	- 1-1/4" Wood bullnose, square corner
15W	- 1-3/4" Wood bullnose
36R	- 1-3/4" Square wood, radius corner
36S	- 1-3/4" Square wood, square corner
24R	- 1-1/4" Square wood , radius corner
24S	- 1-1/4" Square wood, square corner
44R	- 1-1/4" Beveled wood, radius corner
44S	- 1-1/4" Beveled wood, square corner
CR	- Reed edge

Ⓓ Select power module.

NP	- No module
P1	- Single vault power module; add $2521
P2	- Double vault power module; add $5043

One vault power module available on 120" or less, two vault power modules on 144" or larger

Ⓔ Select wood inlay.

NWI	- No Wood Inlay
CWI	- Wood Inlay

See pricing column for Inlay Upcharge.

Ⓕ Select access panel.

NAP	- No access panel
WAP	- With access panel; add $181

Ⓖ Select base finish.
Refer to the **Product Color Options** page in this price list.

SPECIAL SERVICES

Special Carton Marking

With specially marked information	N/C

Shipping

Ships **knocked down, FOB Green Bay, WI 54302, freight prepaid.** Freight class 85.

Specifications and prices are subject to change without prior notice.

Serenade™ Conference Tables
Maple-Metal Drum Leg

Serenade™ Conference Tables
Maple-Metal Drum Leg

	MODEL	A x B x C	MODEL NUMBER: Basic Model	Stain Color	Edge Style	Power Option	Wood Inlay	Access Panel	Base Finish	Approx. Packaged Weight	Delivered Pricing	Inlay Upcharge add to list price
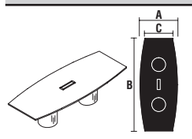 SEMM	**Boat Shape Tables, Metal Drum Leg** • Maple veneer is plain sliced (flat cut) • Veneer is run cross grain • Full cylinder metal bases • 144", 168" and 192" have a two piece top • One vault power module available on 72", 96" and 120" centered • Two vault power modules available on 144", 168" and 192" one on each half	48 x 96 x 36"	SEB4896MM	□□□□	□□□	□□	□□□	□□□	□□	235.0#	$ 10956	$ 782
		48 x 120 x 36"	SEB48120MM	□□□□	□□□	□□	□□□	□□□	□□	275.0#	12160	N/A
		48 x 144 x 36"	SEB48144MM	□□□□	□□□	□□	□□□	□□□	□□	320.0#	13369	1170
		54 x 144 x 42"	SEB54144MM	□□□□	□□□	□□	□□□	□□□	□□	345.0#	14847	N/A
		54 x 168 x 42"	SEB54168MM	□□□□	□□□	□□	□□□	□□□	□□	425.0#	18225	N/A
		60 x 192 x 48"	SEB60192MM	□□□□	□□□	□□	□□□	□□□	□□	535.0#	21058	N/A
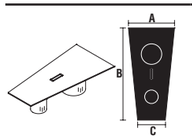 SEMM	**Sightline Tables, Metal Drum Leg** • Maple veneer is plain sliced (flat cut) • Veneer is run cross grain • Full cylinder metal bases • 144" and 168" have a two piece top • One vault power module available on 120" centered • Two vault power modules available on 144" and 168" one on each half	60 x 120 x 36"	SES60120MM	□□□□	□□□	□□	□□□	□□□	□□	265.0#	$ 14720	N/A
		60 x 144 x 36"	SES60144MM	□□□□	□□□	□□	□□□	□□□	□□	265.0#	16323	N/A
		60 x 168 x 36"	SES60168MM	□□□□	□□□	□□	□□□	□□□	□□	265.0#	20698	N/A
				Ⓑ	Ⓒ	Ⓓ	Ⓔ	Ⓕ	Ⓖ			

HOW TO ORDER

Indicate the following information on order form:
1. Quantity of each item.
2. Model number, including options. See "How To Build a Model Number".
3. Any special service required.

Note: • The □ indicates that a choice is required.
- The absence of the □ indicates that no choice is required.
- Alpha-numeric characters in place of □ indicate that no other alternatives are available.

HOW TO BUILD A MODEL NUMBER

Ⓐ Select basic model.

Ⓑ Select stain color
Refer to the **Product Color Options** page in this price list.

Ⓒ Select edge style

14R	- 1-1/4" Wood bullnose, radius corner
14S	- 1-1/4" Wood bullnose, square corner
15W	- 1-3/4" Wood bullnose
36R	- 1-3/4" Square wood, radius corner
36S	- 1-3/4" Square wood, square corner
24R	- 1-1/4" Square wood , radius corner
24S	- 1-1/4" Square wood, square corner
44R	- 1-1/4" Beveled wood, radius corner
44S	- 1-1/4" Beveled wood, square corner
CR	- Reed edge

Ⓓ Select power module.

NP	- No module
P1	- Single vault power module; add $2521
P2	- Double vault power module; add $5043

One vault power module available on 120" or less, two vault power modules on 144" or larger

Ⓔ Select wood inlay.

NWI	- No Wood Inlay
CWI	- Wood Inlay

See pricing column for Inlay Upcharge.

Ⓕ Select access panel.

NAP	- No access panel
WAP	- With access panel; add $181

Ⓖ Select base finish.
Refer to the **Product Color Options** page in this price list.

SPECIAL SERVICES

Special Carton Marking

With specially marked information	N/C

Shipping
Ships **knocked down, FOB Green Bay, WI 54302, freight prepaid.** Freight class 85.

Specifications and prices are subject to change without prior notice.

Serenade™ Conference Tables
Maple-Half/Full Drum Leg

Serenade™ Conference Tables
Maple-Half/Full Drum Leg

	MODEL	A x B	MODEL NUMBER: Basic Model	Stain Color Ⓑ	Edge Style Ⓒ	Power Option Ⓓ	Wood Inlay Ⓔ	Access Panel Ⓕ	Approx. Packaged Weight	Delivered Pricing	Inlay Upcharge add to list price
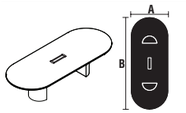 SEHM	**Racetrack Tables, Half/Full Drum Leg** • Maple veneer is plain sliced (flat cut) • Veneer is run cross grain • Half and Full cylinder veneer bases (full cylinders are the middle base on tables 144" and longer) • 144", 168", 192" and 240" have a two piece top • One vault power module available on 72", 96" and 120" centered • Two vault power modules available on 144", 168", 192" and 240" one on each half	36 x 72"	SEO3672HM	□□□□	□□□	□□	□□□	□□□	165.0#	$ 10041	$ 440
		48 x 96"	SEO4896HM	□□□□	□□□	□□	□□□	□□□	225.0#	11027	782
		48 x 120"	SEO48120HM	□□□□	□□□	□□	□□□	□□□	265.0#	11340	N/A
		48 x 144"	SEO48144HM	□□□□	□□□	□□	□□□	□□□	310.0#	15534	1170
		48 x 168"	SEO48168HM	□□□□	□□□	□□	□□□	□□□	410.0#	16742	1366
		48 x 192"	SEO48192HM	□□□□	□□□	□□	□□□	□□□	430.0#	17948	1562
		60 x 144"	SEO60144HM	□□□□	□□□	□□	□□□	□□□	370.0#	19410	N/A
		60 x 168"	SEO60168HM	□□□□	□□□	□□	□□□	□□□	420.0#	20919	N/A
		60 x 192"	SEO60192HM	□□□□	□□□	□□	□□□	□□□	470.0#	22702	N/A
		60 x 240"	SEO60240HM	□□□□	□□□	□□	□□□	□□□	570.0#	26901	N/A
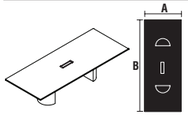 SEHM	**Rectangular Tables, Half/Full Drum Leg** • Maple veneer is plain sliced (flat cut) • Veneer is run cross grain • Half and Full cylinder veneer bases (full cylinders are the middle base on tables 144" and longer) • 144", 168", 192" and 240" have a two piece top • One vault power module available on 72", 96" and 120" centered • Two vault power modules available on 144", 168", 192" and 240" one on each half	36 x 72"	SER3672HM	□□□□	□□□	□□	□□□	□□□	174.0#	$ 9439	$ 440
		48 x 96"	SER4896HM	□□□□	□□□	□□	□□□	□□□	240.0#	10422	782
		48 x 120"	SER48120HM	□□□□	□□□	□□	□□□	□□□	280.0#	10964	N/A
		48 x 144"	SER48144HM	□□□□	□□□	□□	□□□	□□□	325.0#	15083	1170
		48 x 168"	SER48168HM	□□□□	□□□	□□	□□□	□□□	403.0#	16215	1366
		48 x 192"	SER48192HM	□□□□	□□□	□□	□□□	□□□	443.0#	17345	1562
		60 x 144"	SER60144HM	□□□□	□□□	□□	□□□	□□□	385.0#	18845	N/A
		60 x 168"	SER60168HM	□□□□	□□□	□□	□□□	□□□	495.0#	20253	N/A
		60 x 192"	SER60192HM	□□□□	□□□	□□	□□□	□□□	510.0#	22833	N/A
		60 x 240"	SER60240HM	□□□□	□□□	□□	□□□	□□□	590.0#	26375	N/A
				Ⓐ	Ⓑ	Ⓒ	Ⓓ	Ⓔ	Ⓕ		

HOW TO ORDER

Indicate the following information on order form:
1. Quantity of each item.
2. Model number, including options. See "How To Build a Model Number".
3. Any special service required.

Note: • The □ indicates that a choice is required.
- The absence of the □ indicates that no choice is required.
- Alpha-numeric characters in place of □ indicate that no other alternatives are available.

HOW TO BUILD A MODEL NUMBER

Ⓐ Select basic model.

Ⓑ Select stain color
Refer to the **Product Color Options** page in this price list.

Ⓒ Select edge style

14R	- 1-1/4" Wood bullnose, radius corner
14S	- 1-1/4" Wood bullnose, square corner
15W	- 1-3/4" Wood bullnose
36R	- 1-3/4" Square wood, radius corner
36S	- 1-3/4" Square wood, square corner
24R	- 1-1/4" Square wood , radius corner
24S	- 1-1/4" Square wood, square corner
44R	- 1-1/4" Beveled wood, radius corner
44S	- 1-1/4" Beveled wood, square corner
CR	- Reed edge

Ⓓ Select power module.

NP	- No module
P1	- Single vault power module; add $2521
P2	- Double vault power module; add $5043

One vault power module available on 120" or less, two vault power modules on 144" or larger

Ⓔ Select wood inlay.

NWI	- No Wood Inlay
CWI	- Wood Inlay

See pricing column for Inlay Upcharge.

Ⓕ Select access panel.

NAP	- No access panel
WAP	- With access panel; add $181

SPECIAL SERVICES

Special Carton Marking

With specially marked information	N/C

Shipping
Ships **knocked down, FOB Green Bay, WI 54302, freight prepaid.** Freight class 85.

Specifications and prices are subject to change without prior notice.

Serenade™ Conference Tables

Maple-Half/Full Drum Leg

Serenade™ Conference Tables

Maple-Half/Full Drum Leg

	MODEL	A x B x C	MODEL NUMBER: Basic Model	Stain Color	Edge Style	Power Option	Wood Inlay	Access Panel	Approx. Packaged Weight	Delivered Pricing	Inlay Upcharge add to list price
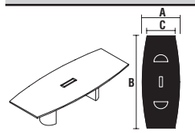 SEHM	**Boat Shape Tables, Half/Full Drum Leg** • Maple veneer is plain sliced (flat cut) • Veneer is run cross grain • Half and Full cylinder veneer bases (full cylinders are the middle base on tables 144" and longer) • 144", 168" and 192" have a two piece top • One vault power module available on 72", 96" and 120" centered • Two vault power modules available on 144", 168" and 192" one on each half	36 x 72 x 30"	SEB3672HM	□□□□	□□□	□□	□□□	□□□	170.0#	$ 9741	$ 440
		48 x 96 x 36"	SEB4896HM	□□□□	□□□	□□	□□□	□□□	235.0#	10948	782
		48 x 120 x 36"	SEB48120HM	□□□□	□□□	□□	□□□	□□□	275.0#	12154	N/A
		48 x 144 x 36"	SEB48144HM	□□□□	□□□	□□	□□□	□□□	320.0#	15418	1170
		54 x 144 x 42"	SEB54144HM	□□□□	□□□	□□	□□□	□□□	345.0#	17170	N/A
		54 x 168 x 42"	SEB54168HM	□□□□	□□□	□□	□□□	□□□	425.0#	17771	N/A
		60 x 192 x 48"	SEB60192HM	□□□□	□□□	□□	□□□	□□□	535.0#	19277	N/A
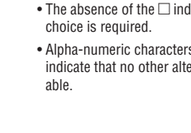 SEHM	**Sightline Tables, Half/Full Drum Leg** • Maple veneer is plain sliced (flat cut) • Veneer is run cross grain • Half and Full cylinder veneer bases (full cylinders are the middle base on tables 144" and longer) • 144" and 168" have a two piece top • One vault power module available on 120" centered • Two vault power modules available on 144" and 168" one on each half	60 x 120 x 36"	SES60120HM	□□□□	□□□	□□	□□□	□□□	265.0#	$ 14950	N/A
		60 x 144 x 36"	SES60144HM	□□□□	□□□	□□	□□□	□□□	265.0#	18785	N/A
		60 x 168 x 36"	SES60168HM	□□□□	□□□	□□	□□□	□□□	265.0#	20386	N/A
				Ⓑ	Ⓒ	Ⓓ	Ⓔ	Ⓕ			

HOW TO ORDER

Indicate the following information on order form:
1. Quantity of each item.
2. Model number, including options. See "How To Build a Model Number".
3. Any special service required.

Note: • The □ indicates that a choice is required.
- The absence of the □ indicates that no choice is required.
- Alpha-numeric characters in place of □ indicate that no other alternatives are available.

HOW TO BUILD A MODEL NUMBER

Ⓐ Select basic model.

Ⓑ Select stain color
Refer to the **Product Color Options** page in this price list.

Ⓒ Select edge style

14R	- 1-1/4" Wood bullnose, radius corner
14S	- 1-1/4" Wood bullnose, square corner
15W	- 1-3/4" Wood bullnose
36R	- 1-3/4" Square wood, radius corner
36S	- 1-3/4" Square wood, square corner
24R	- 1-1/4" Square wood , radius corner
24S	- 1-1/4" Square wood, square corner
44R	- 1-1/4" Beveled wood, radius corner
44S	- 1-1/4" Beveled wood, square corner
CR	- Reed edge

Ⓓ Select power module.

NP	- No module
P1	- Single vault power module; add $2521
P2	- Double vault power module; add $5043

One vault power module available on 120" or less, two vault power modules on 144" or larger

Ⓔ Select wood inlay.

NWI	- No Wood Inlay
CWI	- Wood Inlay

See pricing column for Inlay Upcharge.

Ⓕ Select access panel.

NAP	- No access panel
WAP	- With access panel; add $181

SPECIAL SERVICES

Special Carton Marking

With specially marked information	N/C

Shipping

Ships **knocked down, FOB Green Bay, WI 54302, freight prepaid.** Freight class 85.

Specifications and prices are subject to change without prior notice.

Serenade™ Conference Tables
Maple-Panel Leg

Serenade™ Conference Tables
Maple-Panel Leg

	MODEL	A x B	MODEL NUMBER: Basic Model	Stain Color	Edge Style	Power Option	Wood Inlay	Access Panel	Approx. Packaged Weight	Delivered Pricing	Inlay Upcharge add to list price
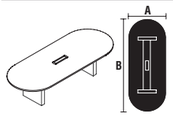 SEPM	**Racetrack Tables, Panel Leg** • Maple veneer is plain sliced (flat cut) • Veneer is run cross grain • 4" panel leg with a connecting stringer • Panel bases include a perforated steel insert (SX painted) on the short ends of the assembly • 144", 168", 192" and 240" have a two piece top • One vault power module available on 72", 96" and 120" centered • Two vault power modules available on 144", 168", 192" and 240" one on each half	36 x 72"	SEO3672PM	☐☐☐☐	☐☐☐	☐☐	☐☐☐	☐☐☐	165.0#	$ 8274	$ 440
		48 x 96"	SEO4896PM	☐☐☐☐	☐☐☐	☐☐	☐☐☐	☐☐☐	225.0#	9421	782
		48 x 120"	SEO48120PM	☐☐☐☐	☐☐☐	☐☐	☐☐☐	☐☐☐	265.0#	10506	N/A
		48 x 144"	SEO48144PM	☐☐☐☐	☐☐☐	☐☐	☐☐☐	☐☐☐	310.0#	12637	1170
		48 x 168"	SEO48168PM	☐☐☐☐	☐☐☐	☐☐	☐☐☐	☐☐☐	410.0#	15353	1366
		48 x 192"	SEO48192PM	☐☐☐☐	☐☐☐	☐☐	☐☐☐	☐☐☐	430.0#	16559	1562
		60 x 144"	SEO60144PM	☐☐☐☐	☐☐☐	☐☐	☐☐☐	☐☐☐	370.0#	14447	N/A
		60 x 168"	SEO60168PM	☐☐☐☐	☐☐☐	☐☐	☐☐☐	☐☐☐	420.0#	17585	N/A
		60 x 192"	SEO60192PM	☐☐☐☐	☐☐☐	☐☐	☐☐☐	☐☐☐	470.0#	20584	N/A
		60 x 240"	SEO60240PM	☐☐☐☐	☐☐☐	☐☐	☐☐☐	☐☐☐	570.0#	27440	N/A
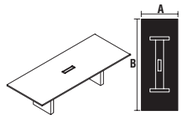 SEPM	**Rectangular Tables, Panel Leg** • Maple veneer is plain sliced (flat cut) • Veneer is run cross grain • 4" panel leg with a connecting stringer • Panel bases include a perforated steel insert (SX painted) on the short ends of the assembly • 144", 168", 192" and 240" have a two piece top • One vault power module available on 72", 96" and 120" centered • Two vault power modules available on 144", 168", 192" and 240" one on each half	36 x 72"	SER3672PM	☐☐☐☐	☐☐☐	☐☐	☐☐☐	☐☐☐	174.0#	$ 7797	$ 440
		48 x 96"	SER4896PM	☐☐☐☐	☐☐☐	☐☐	☐☐☐	☐☐☐	240.0#	8941	782
		48 x 120"	SER48120PM	☐☐☐☐	☐☐☐	☐☐	☐☐☐	☐☐☐	280.0#	10209	N/A
		48 x 144"	SER48144PM	☐☐☐☐	☐☐☐	☐☐	☐☐☐	☐☐☐	325.0#	12283	1170
		48 x 168"	SER48168PM	☐☐☐☐	☐☐☐	☐☐	☐☐☐	☐☐☐	403.0#	14935	1366
		48 x 192"	SER48192PM	☐☐☐☐	☐☐☐	☐☐	☐☐☐	☐☐☐	443.0#	16083	1562
		60 x 144"	SER60144PM	☐☐☐☐	☐☐☐	☐☐	☐☐☐	☐☐☐	385.0#	14001	N/A
		60 x 168"	SER60168PM	☐☐☐☐	☐☐☐	☐☐	☐☐☐	☐☐☐	495.0#	17060	N/A
		60 x 192"	SER60192PM	☐☐☐☐	☐☐☐	☐☐	☐☐☐	☐☐☐	510.0#	19767	N/A
		60 x 240"	SER60240PM	☐☐☐☐	☐☐☐	☐☐	☐☐☐	☐☐☐	590.0#	26901	N/A

Ⓐ Ⓑ Ⓒ Ⓓ Ⓔ Ⓕ

HOW TO ORDER

Indicate the following information on order form:
1. Quantity of each item.
2. Model number, including options. See "How To Build a Model Number".
3. Any special service required.

Note: • The ☐ indicates that a choice is required.
- The absence of the ☐ indicates that no choice is required.
- Alpha-numeric characters in place of ☐ indicate that no other alternatives are available.

HOW TO BUILD A MODEL NUMBER

Ⓐ Select basic model.

Ⓑ Select stain color
Refer to the **Product Color Options** page in this price list.

Ⓒ Select edge style

14R	- 1-1/4" Wood bullnose, radius corner
14S	- 1-1/4" Wood bullnose, square corner
15W	- 1-3/4" Wood bullnose
36R	- 1-3/4" Square wood, radius corner
36S	- 1-3/4" Square wood, square corner
24R	- 1-1/4" Square wood , radius corner
24S	- 1-1/4" Square wood, square corner
44R	- 1-1/4" Beveled wood, radius corner
44S	- 1-1/4" Beveled wood, square corner
CR	- Reed edge

Ⓓ Select power module.

NP	- No module
P1	- Single vault power module; add $2521
P2	- Double vault power module; add $5043

One vault power module available on 120" or less, two vault power modules on 144" or larger

Ⓔ Select wood inlay.

NWI	- No Wood Inlay
CWI	- Wood Inlay

See pricing column for Inlay Upcharge.

Ⓕ Select access panel.

NAP	- No access panel
WAP	- With access panel; add $181

SPECIAL SERVICES

Special Carton Marking

With specially marked information	N/C

Shipping
Ships **knocked down, FOB Green Bay, WI 54302, freight prepaid.** Freight class 85.

Specifications and prices are subject to change without prior notice.

Serenade™ Conference Tables
Maple-Panel Leg

Serenade™ Conference Tables
Maple-Panel Leg

	MODEL	A x B x C	MODEL NUMBER: Basic Model	Stain Color	Edge Style	Power Option	Wood Inlay	Access Panel	Approx. Packaged Weight	Delivered Pricing	Inlay Upcharge add to list price
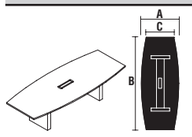 SEPM	**Boat Shape Tables, Panel Leg** • Maple veneer is plain sliced (flat cut) • Veneer is run cross grain • 4" panel leg with a connecting stringer • Panel bases include a perforated steel insert (SX painted) on the short ends of the assembly • 144", 168" and 192" have a two piece top • One vault power module available on 72", 96" and 120" centered • Two vault power modules available on 144", 168" and 192" one on each half	36 x 72 x 30"	SEB3672PM	□□□□	□□□	□□	□□□	□□□	170.0#	$ 8036	$ 440
		48 x 96 x 36"	SEB4896PM	□□□□	□□□	□□	□□□	□□□	235.0#	9424	782
		48 x 120 x 36"	SEB48120PM	□□□□	□□□	□□	□□□	□□□	275.0#	10511	N/A
		48 x 144 x 36"	SEB48144PM	□□□□	□□□	□□	□□□	□□□	320.0#	12643	1170
		54 x 144 x 42"	SEB54144PM	□□□□	□□□	□□	□□□	□□□	345.0#	13791	N/A
		54 x 168 x 42"	SEB54168PM	□□□□	□□□	□□	□□□	□□□	425.0#	15841	N/A
		60 x 192 x 48"	SEB60192PM	□□□□	□□□	□□	□□□	□□□	535.0#	17832	N/A
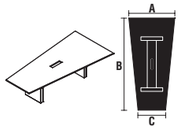 SEPM	**Sightline Tables, Panel Leg** • Maple veneer is plain sliced (flat cut) • Veneer is run cross grain • 4" panel leg with a connecting stringer • Panel bases include a perforated steel insert (SX painted) on the short ends of the assembly • 144" and 168" have a two piece top • One vault power module available on 120" centered • Two vault power modules available on 144" and 168" one on each half	60 x 120 x 36"	SES60120PM	□□□□	□□□	□□	□□□	□□□	265.0#	$ 12283	N/A
		60 x 144 x 36"	SES60144PM	□□□□	□□□	□□	□□□	□□□	265.0#	14001	N/A
		60 x 168 x 36"	SES60168PM	□□□□	□□□	□□	□□□	□□□	265.0#	17060	N/A
				Ⓑ	Ⓒ	Ⓓ	Ⓔ	Ⓕ			

HOW TO ORDER

Indicate the following information on order form:
1. Quantity of each item.
2. Model number, including options. See "How To Build a Model Number".
3. Any special service required.

Note: • The □ indicates that a choice is required.
- The absence of the □ indicates that no choice is required.
- Alpha-numeric characters in place of □ indicate that no other alternatives are available.

HOW TO BUILD A MODEL NUMBER

Ⓐ Select basic model.

Ⓑ Select stain color
Refer to the **Product Color Options** page in this price list.

Ⓒ Select edge style

14R	- 1-1/4" Wood bullnose, radius corner
14S	- 1-1/4" Wood bullnose, square corner
15W	- 1-3/4" Wood bullnose
36R	- 1-3/4" Square wood, radius corner
36S	- 1-3/4" Square wood, square corner
24R	- 1-1/4" Square wood , radius corner
24S	- 1-1/4" Square wood, square corner
44R	- 1-1/4" Beveled wood, radius corner
44S	- 1-1/4" Beveled wood, square corner
CR	- Reed edge

Ⓓ Select power module.

NP	- No module
P1	- Single vault power module; add $2521
P2	- Double vault power module; add $5043

One vault power module available on 120" or less, two vault power modules on 144" or larger

Ⓔ Select wood inlay.

NWI	- No Wood Inlay
CWI	- Wood Inlay

See pricing column for Inlay Upcharge.

Ⓕ Select access panel.

NAP	- No access panel
WAP	- With access panel; add $181

SPECIAL SERVICES

Special Carton Marking

With specially marked information	N/C

Shipping
Ships **knocked down, FOB Green Bay, WI 54302, freight prepaid.** Freight class 85.

Specifications and prices are subject to change without prior notice.

Serenade™ Conference Tables
Maple-Column Leg

Serenade™ Conference Tables
Maple-Column Leg

	MODEL	A x B	MODEL NUMBER: Basic Model	Stain Color	Edge Style	Power Option	Wood Inlay	Access Panel	Approx. Packaged Weight	Delivered Pricing	Inlay Upcharge add to list price
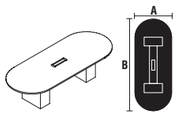 SECM	**Racetrack Tables, Column Leg** • Maple veneer is plain sliced (flat cut) • Veneer is run cross grain • 12” column leg with a connecting stringer • Column bases include a perforated steel insert (SX painted) on the short ends of the assembly • 144”, 168”, 192” and 240” have a two piece top • One vault power module available on 72”, 96” and 120” centered • Two vault power modules available on 144”, 168”, 192” and 240” one on each half	48 x 96”	SEO4896CM	□□□□	□□□	□□	□□□	□□□	255.0#	$ 12560	$ 782
		48 x 120”	SEO48120CM	□□□□	□□□	□□	□□□	□□□	295.0#	13864	N/A
		48 x 144”	SEO48144CM	□□□□	□□□	□□	□□□	□□□	340.0#	15330	1170
		48 x 168”	SEO48168CM	□□□□	□□□	□□	□□□	□□□	430.0#	20214	1366
		48 x 192”	SEO48192CM	□□□□	□□□	□□	□□□	□□□	475.0#	21661	1562
		60 x 144”	SEO60144CM	□□□□	□□□	□□	□□□	□□□	400.0#	17441	N/A
		60 x 168”	SEO60168CM	□□□□	□□□	□□	□□□	□□□	515.0#	22899	N/A
		60 x 192”	SEO60192CM	□□□□	□□□	□□	□□□	□□□	470.0#	26138	N/A
		60 x 240”	SEO60240CM	□□□□	□□□	□□	□□□	□□□	570.0#	34679	N/A
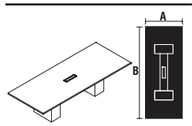 SECM	**Rectangular Tables, Column Leg** • Maple veneer is plain sliced (flat cut) • Veneer is run cross grain • 12” column leg with a connecting stringer • Column bases include a perforated steel insert (SX painted) on the short ends of the assembly • 144”, 168”, 192” and 240” have a two piece top • One vault power module available on 72”, 96” and 120” centered • Two vault power modules available on 144”, 168”, 192” and 240” one on each half	48 x 96”	SER4896CM	□□□□	□□□	□□	□□□	□□□	265.0#	$ 12077	$ 782
		48 x 120”	SER48120CM	□□□□	□□□	□□	□□□	□□□	405.0#	13563	N/A
		48 x 144”	SER48144CM	□□□□	□□□	□□	□□□	□□□	347.0#	14968	1170
		48 x 168”	SER48168CM	□□□□	□□□	□□	□□□	□□□	438.0#	19792	1366
		48 x 192”	SER48192CM	□□□□	□□□	□□	□□□	□□□	478.0#	21180	1562
		60 x 144”	SER60144CM	□□□□	□□□	□□	□□□	□□□	438.0#	16987	N/A
		60 x 168”	SER60168CM	□□□□	□□□	□□	□□□	□□□	530.0#	22369	N/A
		60 x 192”	SER60192CM	□□□□	□□□	□□	□□□	□□□	510.0#	25322	N/A
		60 x 240”	SER60240CM	□□□□	□□□	□□	□□□	□□□	590.0#	34153	N/A

Ⓐ Ⓑ Ⓒ Ⓓ Ⓔ Ⓕ

HOW TO ORDER

Indicate the following information on order form:
1. Quantity of each item.
2. Model number, including options. See “How To Build a Model Number”.
3. Any special service required.

Note: • The □ indicates that a choice is required.
- The absence of the □ indicates that no choice is required.
- Alpha-numeric characters in place of □ indicate that no other alternatives are available.

HOW TO BUILD A MODEL NUMBER

Ⓐ Select basic model.

Ⓑ Select stain color
Refer to the **Product Color Options** page in this price list.

Ⓒ Select edge style

14R	- 1-1/4” Wood bullnose, radius corner
14S	- 1-1/4” Wood bullnose, square corner
15W	- 1-3/4” Wood bullnose
36R	- 1-3/4” Square wood, radius corner
36S	- 1-3/4” Square wood, square corner
24R	- 1-1/4” Square wood , radius corner
24S	- 1-1/4” Square wood, square corner
44R	- 1-1/4” Beveled wood, radius corner
44S	- 1-1/4” Beveled wood, square corner
CR	- Reed edge

Ⓓ Select power module.

NP	- No module
P1	- Single vault power module; add $2521
P2	- Double vault power module; add $5043

One vault power module available on 120” or less, two vault power modules on 144” or larger

Ⓔ Select wood inlay.

NWI	- No Wood Inlay
CWI	- Wood Inlay

See pricing column for Inlay Upcharge.

Ⓕ Select access panel.

NAP	- No access panel
WAP	- With access panel; add $181

SPECIAL SERVICES

Special Carton Marking

With specially marked information N/C

Shipping

Ships **knocked down, FOB Green Bay, WI 54302, freight prepaid.** Freight class 85.

Specifications and prices are subject to change without prior notice.

Serenade™ Conference Tables
Maple-Column Leg

Serenade™ Conference Tables
Maple-Column Leg

	MODEL	A x B x C	MODEL NUMBER Basic Model	Stain Color Ⓑ	Edge Style Ⓒ	Power Option Ⓓ	Wood Inlay Ⓔ	Access Panel Ⓕ	Approx. Packaged Weight	Delivered Pricing	Inlay Upcharge add to list price
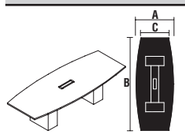 SECM	**Boat Shape Tables, Column Leg** • Maple veneer is plain sliced (flat cut) • Veneer is run cross grain • 12” column leg with a connecting stringer • Column bases include a perforated steel insert (SX painted) on the short ends of the assembly • 144”, 168” and 192” have a two piece top • One vault power module available on 72”, 96” and 120” centered • Two vault power modules available on 144”, 168” and 192” one on each half	48 x 96 x 36”	SEB4896CM	□□□□	□□□	□□	□□□	□□□	260.0#	$ 12560	$ 782
		48 x 120 x 36”	SEB48120CM	□□□□	□□□	□□	□□□	□□□	300.0#	13864	N/A
		48 x 144 x 36”	SEB48144CM	□□□□	□□□	□□	□□□	□□□	242.0#	15330	1170
		54 x 144 x 42”	SEB54144CM	□□□□	□□□	□□	□□□	□□□	367.0#	16627	N/A
		54 x 168 x 42”	SEB54168CM	□□□□	□□□	□□	□□□	□□□	440.0#	20695	N/A
		60 x 192 x 48”	SEB60192CM	□□□□	□□□	□□	□□□	□□□	575.0#	23382	N/A
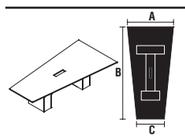 SECM	**Sightline Tables, Column Leg** • Maple veneer is plain sliced (flat cut) • Veneer is run cross grain • 12” column leg with a connecting stringer • Column bases include a perforated steel insert (SX painted) on the short ends of the assembly • 144” and 168” have a two piece top • One vault power module available on 120” centered • Two vault power modules available on 144” and 168” one on each half	60 x 120 x 36”	SES60120CM	□□□□	□□□	□□	□□□	□□□	265.0#	$ 14968	N/A
		60 x 144 x 36”	SES60144CM	□□□□	□□□	□□	□□□	□□□	265.0#	16987	N/A
		60 x 168 x 36”	SES60168CM	□□□□	□□□	□□	□□□	□□□	265.0#	22369	N/A
			Ⓐ	Ⓑ	Ⓒ	Ⓓ	Ⓔ	Ⓕ			

HOW TO ORDER

Indicate the following information on order form:
1. Quantity of each item.
2. Model number, including options. See “How To Build a Model Number”.
3. Any special service required.

Note: • The □ indicates that a choice is required.
- The absence of the □ indicates that no choice is required.
- Alpha-numeric characters in place of □ indicate that no other alternatives are available.

HOW TO BUILD A MODEL NUMBER

Ⓐ Select basic model.

Ⓑ Select stain color
Refer to the **Product Color Options** page in this price list.

Ⓒ Select edge style

14R	- 1-1/4” Wood bullnose, radius corner
14S	- 1-1/4” Wood bullnose, square corner
15W	- 1-3/4” Wood bullnose
36R	- 1-3/4” Square wood, radius corner
36S	- 1-3/4” Square wood, square corner
24R	- 1-1/4” Square wood , radius corner
24S	- 1-1/4” Square wood, square corner
44R	- 1-1/4” Beveled wood, radius corner
44S	- 1-1/4” Beveled wood, square corner
CR	- Reed edge

Ⓓ Select power module.

NP	- No module
P1	- Single vault power module; add $2521
P2	- Double vault power module; add $5043

One vault power module available on 120” or less, two vault power modules on 144” or larger

Ⓔ Select wood inlay.

NWI	- No Wood Inlay
CWI	- Wood Inlay

See pricing column for Inlay Upcharge.

Ⓕ Select access panel.

NAP	- No access panel
WAP	- With access panel; add $181

SPECIAL SERVICES

Special Carton Marking

With specially marked information N/C

Shipping

Ships **knocked down, FOB Green Bay, WI 54302, freight prepaid.** Freight class 85.

Specifications and prices are subject to change without prior notice.

Serenade™ Conference Tables
Laminate-Drum Leg

Serenade™ Conference Tables
Laminate-Drum Leg

	MODEL	A x B	MODEL NUMBER: Basic Model	Stain Color Ⓑ	Edge Style Ⓒ	Power Option Ⓓ	Surface Finish Ⓔ	Access Panel Ⓕ	Approx. Packaged Weight	Delivered Pricing
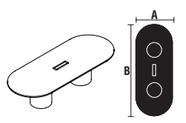 SEDL	**Racetrack Tables, Drum Leg** • High pressure laminate (HPL) • HPL wood grain is run the length of the table • Full cylinder laminate bases • 144", 168", 192" and 240" have a two piece top • One vault power module available on 72", 96" and 120" centered • Two vault power modules available on 144", 168", 192" and 240" one on each half	48 x 96"	SEO4896DL	□□□□	□□□	□□	□□□	□□□	225.0#	$ 8941
		48 x 120"	SEO48120DL	□□□□	□□□	□□	□□□	□□□	265.0#	9646
		48 x 144"	SEO48144DL	□□□□	□□□	□□	□□□	□□□	310.0#	12910
		48 x 168"	SEO48168DL	□□□□	□□□	□□	□□□	□□□	410.0#	14260
		48 x 192"	SEO48192DL	□□□□	□□□	□□	□□□	□□□	430.0#	14679
		60 x 144"	SEO60144DL	□□□□	□□□	□□	□□□	□□□	370.0#	13792
		60 x 168"	SEO60168DL	□□□□	□□□	□□	□□□	□□□	420.0#	16221
		60 x 192"	SEO60192DL	□□□□	□□□	□□	□□□	□□□	470.0#	17121
		60 x 240"	SEO60240DL	□□□□	□□□	□□	□□□	□□□	570.0#	20694
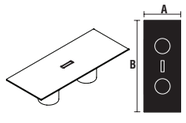 SEDL	**Rectangular Tables, Drum Leg** • High pressure laminate (HPL) • HPL wood grain is run the length of the table • Full cylinder laminate bases • 144", 168", 192" and 240" have a two piece top • One vault power module available on 72", 96" and 120" centered • Two vault power modules available on 144", 168", 192" and 240" one on each half	48 x 96"	SER4896DL	□□□□	□□□	□□	□□□	□□□	240.0#	$ 7122
		48 x 120"	SER48120DL	□□□□	□□□	□□	□□□	□□□	280.0#	7506
		48 x 144"	SER48144DL	□□□□	□□□	□□	□□□	□□□	325.0#	10297
		48 x 168"	SER48168DL	□□□□	□□□	□□	□□□	□□□	403.0#	12290
		48 x 192"	SER48192DL	□□□□	□□□	□□	□□□	□□□	443.0#	12290
		60 x 144"	SER60144DL	□□□□	□□□	□□	□□□	□□□	385.0#	10478
		60 x 168"	SER60168DL	□□□□	□□□	□□	□□□	□□□	495.0#	13978
		60 x 192"	SER60192DL	□□□□	□□□	□□	□□□	□□□	510.0#	13978
		60 x 240"	SER60240DL	□□□□	□□□	□□	□□□	□□□	590.0#	15741
				Ⓐ	Ⓑ	Ⓒ	Ⓓ	Ⓔ	Ⓕ	

HOW TO ORDER

Indicate the following information on order form:
1. Quantity of each item.
2. Model number, including options. See "How To Build a Model Number".
3. Any special service required.

Note: • The □ indicates that a choice is required.
- The absence of the □ indicates that no choice is required.
- Alpha-numeric characters in place of □ indicate that no other alternatives are available.

HOW TO BUILD A MODEL NUMBER

Ⓐ Select basic model.

Ⓑ Select stain color
Refer to the **Product Color Options** page in this price list.

Ⓒ Select edge style

14R	- 1-1/4" Wood bullnose, radius corner
14S	- 1-1/4" Wood bullnose, square corner
15W	- 1-3/4" Wood bullnose
36R	- 1-3/4" Square wood, radius corner
36S	- 1-3/4" Square wood, square corner
24R	- 1-1/4" Square wood , radius corner
24S	- 1-1/4" Square wood, square corner
44R	- 1-1/4" Beveled wood, radius corner
44S	- 1-1/4" Beveled wood, square corner
CR	- Reed edge

Ⓓ Select power module.

NP	- No Module
P1	- Single vault power module; add $2521
P2	- Double vault power module; add $5043

One vault power module available on 120" or less, two vault power modules on 144" or larger

Ⓔ Select surface finish.
Refer to the **Product Color Options** page in this price list.
Surface finish offerings are based on edge style selections.

Ⓕ Select access panel.

NAP	- No access panel
WAP	- With access panel; add $181

SPECIAL SERVICES

Special Carton Marking

With specially marked information N/C

Shipping

Ships **knocked down, FOB Green Bay, WI 54302, freight prepaid.** Freight class 85.

Specifications and prices are subject to change without prior notice.

Serenade™ Conference Tables
Laminate-Drum Leg

Serenade™ Conference Tables
Laminate-Drum Leg

	MODEL	A x B x C	MODEL NUMBER Basic Model	Stain Color	Edge Style	Power Option	Surface Finish	Access Panel	Approx. Packaged Weight	Delivered Pricing
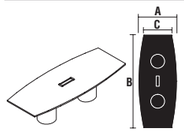 SEDL	**Boat Shape Tables, Drum Leg** • High pressure laminate (HPL) • HPL wood grain is run the length of the table • Full cylinder laminate bases • 144”, 168” and 192” have a two piece top • One vault power module available on 72”, 96” and 120” centered • Two vault power modules available on 144”, 168” and 192” one on each half	48 x 96 x 36”	SEB4896DL	□□□□	□□□	□□	□□□	□□□	235.0#	$ 8354
		48 x 120 x 36”	SEB48120DL	□□□□	□□□	□□	□□□	□□□	275.0#	9486
		48 x 144 x 36”	SEB48144DL	□□□□	□□□	□□	□□□	□□□	320.0#	12449
		54 x 144 x 42”	SEB54144DL	□□□□	□□□	□□	□□□	□□□	345.0#	13340
		54 x 168 x 42”	SEB54168DL	□□□□	□□□	□□	□□□	□□□	425.0#	15541
		60 x 192 x 48”	SEB60192DL	□□□□	□□□	□□	□□□	□□□	535.0#	16440
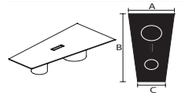 SEDL	**Sightline Tables, Drum Leg** • High pressure laminate (HPL) • HPL wood grain is run the length of the table • Full cylinder laminate bases • 144” and 168” have a two piece top • One vault power module available on 120” centered • Two vault power modules available on 144” and 168” one on each half	60 x 120 x 36”	SES60120DL	□□□□	□□□	□□	□□□	□□□	265.0#	$ 11363
		60 x 144 x 36”	SES60144DL	□□□□	□□□	□□	□□□	□□□	265.0#	13366
		60 x 168 x 36”	SES60168DL	□□□□	□□□	□□	□□□	□□□	265.0#	15568
			Ⓐ	Ⓑ	Ⓒ	Ⓓ	Ⓔ	Ⓕ		

HOW TO ORDER

Indicate the following information on order form:
1. Quantity of each item.
2. Model number, including options. See “How To Build a Model Number”.
3. Any special service required.

Note: • The □ indicates that a choice is required.
- The absence of the □ indicates that no choice is required.
- Alpha-numeric characters in place of □ indicate that no other alternatives are available.

HOW TO BUILD A MODEL NUMBER

Ⓐ Select basic model.

Ⓑ Select stain color
Refer to the **Product Color Options** page in this price list.

Ⓒ Select edge style

14R	- 1-1/4” Wood bullnose, radius corner
14S	- 1-1/4” Wood bullnose, square corner
15W	- 1-3/4” Wood bullnose
36R	- 1-3/4” Square wood, radius corner
36S	- 1-3/4” Square wood, square corner
24R	- 1-1/4” Square wood , radius corner
24S	- 1-1/4” Square wood, square corner
44R	- 1-1/4” Beveled wood, radius corner
44S	- 1-1/4” Beveled wood, square corner
CR	- Reed edge

Ⓓ Select power module.

NP	- No Module
P1	- Single vault power module; add $2521
P2	- Double vault power module; add $5043

One vault power module available on 120” or less, two vault power modules on 144” or larger

Ⓔ Select surface finish.
Refer to the **Product Color Options** page in this price list.
Surface finish offerings are based on edge style selections.

Ⓕ Select access panel.

NAP	- No access panel
WAP	- With access panel; add $181

SPECIAL SERVICES

Special Carton Marking

With specially marked information N/C

Shipping

Ships **knocked down, FOB Green Bay, WI 54302, freight prepaid.** Freight class 85.

Specifications and prices are subject to change without prior notice.

Serenade™ Conference Tables
Laminate-Metal Drum Leg

Serenade™ Conference Tables
Laminate-Metal Drum Leg

	MODEL	A x B	MODEL NUMBER: Basic Model	Stain Color	Edge Style	Power Option	Surface Finish	Access Panel	Base Finish	Approx. Packaged Weight	Delivered Pricing
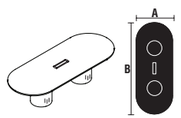 SEML	**Racetrack Tables, Metal Drum Leg** • High pressure laminate (HPL) • HPL wood grain is run the length of the table • Full cylinder metal bases • 144”, 168”, 192” and 240” have a two piece top • One vault power module available on 72”, 96” and 120” centered • Two vault power modules available on 144”, 168”, 192” and 240” one on each half	48 x 96”	SEO4896ML	□□□□	□□□	□□	□□□	□□□	□□	225.0#	$ 11154
		48 x 120”	SEO48120ML	□□□□	□□□	□□	□□□	□□□	□□	265.0#	11861
		48 x 144”	SEO48144ML	□□□□	□□□	□□	□□□	□□□	□□	310.0#	16230
		48 x 168”	SEO48168ML	□□□□	□□□	□□	□□□	□□□	□□	410.0#	17578
		48 x 192”	SEO48192ML	□□□□	□□□	□□	□□□	□□□	□□	430.0#	17995
		60 x 144”	SEO60144ML	□□□□	□□□	□□	□□□	□□□	□□	370.0#	16583
		60 x 168”	SEO60168ML	□□□□	□□□	□□	□□□	□□□	□□	420.0#	20402
		60 x 192”	SEO60192ML	□□□□	□□□	□□	□□□	□□□	□□	470.0#	21305
		60 x 240”	SEO60240ML	□□□□	□□□	□□	□□□	□□□	□□	570.0#	24878
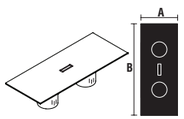 SEML	**Rectangular Tables, Metal Drum Leg** • High pressure laminate (HPL) • HPL wood grain is run the length of the table • Full cylinder metal bases • 144”, 168”, 192” and 240” have a two piece top • One vault power module available on 72”, 96” and 120” centered • Two vault power modules available on 144”, 168”, 192” and 240” one on each half	48 x 96”	SER4896ML	□□□□	□□□	□□	□□□	□□□	□□	240.0#	$ 9336
		48 x 120”	SER48120ML	□□□□	□□□	□□	□□□	□□□	□□	280.0#	9720
		48 x 144”	SER48144ML	□□□□	□□□	□□	□□□	□□□	□□	325.0#	13616
		48 x 168”	SER48168ML	□□□□	□□□	□□	□□□	□□□	□□	403.0#	15609
		48 x 192”	SER48192ML	□□□□	□□□	□□	□□□	□□□	□□	443.0#	15609
		60 x 144”	SER60144ML	□□□□	□□□	□□	□□□	□□□	□□	385.0#	13270
		60 x 168”	SER60168ML	□□□□	□□□	□□	□□□	□□□	□□	495.0#	18163
		60 x 192”	SER60192ML	□□□□	□□□	□□	□□□	□□□	□□	510.0#	18163
		60 x 240”	SER60240ML	□□□□	□□□	□□	□□□	□□□	□□	590.0#	19925
				Ⓑ	Ⓒ	Ⓓ	Ⓔ	Ⓕ	Ⓖ		

HOW TO ORDER

Indicate the following information on order form:
1. Quantity of each item.
2. Model number, including options. See “How To Build a Model Number”.
3. Any special service required.

Note: • The □ indicates that a choice is required.
- The absence of the □ indicates that no choice is required.
- Alpha-numeric characters in place of □ indicate that no other alternatives are available.

HOW TO BUILD A MODEL NUMBER

Ⓐ Select basic model.

Ⓑ Select stain color
Refer to the **Product Color Options** page in this price list.

Ⓒ Select edge style

14R	- 1-1/4” Wood bullnose, radius corner
14S	- 1-1/4” Wood bullnose, square corner
15W	- 1-3/4” Wood bullnose
36R	- 1-3/4” Square wood, radius corner
36S	- 1-3/4” Square wood, square corner
24R	- 1-1/4” Square wood , radius corner
24S	- 1-1/4” Square wood, square corner
44R	- 1-1/4” Beveled wood, radius corner
44S	- 1-1/4” Beveled wood, square corner
CR	- Reed edge

Ⓓ Select power module.

NP	- No Module
P1	- Single vault power module; add $2521
P2	- Double vault power module; add $5043

One vault power module available on 120” or less, two vault power modules on 144” or larger

Ⓔ Select surface finish.
Refer to the **Product Color Options** page in this price list.
Surface finish offerings are based on edge style selections.

Ⓕ Select access panel.

NAP	- No access panel
WAP	- With access panel; add $181

Ⓖ Select base finish.
Refer to the **Product Color Options** page in this price list.

SPECIAL SERVICES

Special Carton Marking

With specially marked information N/C

Shipping

Ships **knocked down, FOB Green Bay, WI 54302, freight prepaid.** Freight class 85.

Specifications and prices are subject to change without prior notice.

Serenade™ Conference Tables
Laminate-Metal Drum Leg

Serenade™ Conference Tables
Laminate-Metal Drum Leg

	MODEL	A x B x C	MODEL NUMBER: Basic Model	Stain Color	Edge Style	Power Option	Surface Finish	Access Panel	Base Finish	Approx. Packaged Weight	Delivered Pricing
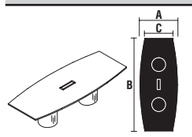 SEML	**Boat Shape Tables, Metal Drum Leg** • High pressure laminate (HPL) • HPL wood grain is run the length of the table • Full cylinder metal bases • 144”, 168” and 192” have a two piece top • One vault power module available on 72”, 96” and 120” centered • Two vault power modules available on 144”, 168” and 192” one on each half	48 x 96 x 36”	SEB4896ML	□□□□	□□□	□□	□□□	□□□	□□	235.0#	$ 10840
		48 x 120 x 36”	SEB48120ML	□□□□	□□□	□□	□□□	□□□	□□	275.0#	11975
		48 x 144 x 36”	SEB48144ML	□□□□	□□□	□□	□□□	□□□	□□	320.0#	13538
		54 x 144 x 42”	SEB54144ML	□□□□	□□□	□□	□□□	□□□	□□	345.0#	15696
		54 x 168 x 42”	SEB54168ML	□□□□	□□□	□□	□□□	□□□	□□	425.0#	19077
		60 x 192 x 48”	SEB60192ML	□□□□	□□□	□□	□□□	□□□	□□	535.0#	21305
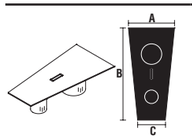 SEML	**Sightline Tables, Metal Drum Leg** • High pressure laminate (HPL) • HPL wood grain is run the length of the table • Full cylinder metal bases • 144” and 168” have a two piece top • One vault power module available on 120” centered • Two vault power modules available on 144” and 168” one on each half	60 x 120 x 36”	SES60120ML	□□□□	□□□	□□	□□□	□□□	□□	265.0#	$ 13998
		60 x 144 x 36”	SES60144ML	□□□□	□□□	□□	□□□	□□□	□□	265.0#	16002
		60 x 168 x 36”	SES60168ML	□□□□	□□□	□□	□□□	□□□	□□	265.0#	19382
			Ⓐ	Ⓑ	Ⓒ	Ⓓ	Ⓔ	Ⓕ	Ⓖ		

HOW TO ORDER

Indicate the following information on order form:
1. Quantity of each item.
2. Model number, including options. See “How To Build a Model Number”.
3. Any special service required.

Note: • The □ indicates that a choice is required.
- The absence of the □ indicates that no choice is required.
- Alpha-numeric characters in place of □ indicate that no other alternatives are available.

HOW TO BUILD A MODEL NUMBER

Ⓐ Select basic model.

Ⓑ Select stain color
Refer to the **Product Color Options** page in this price list.

Ⓒ Select edge style

14R	- 1-1/4” Wood bullnose, radius corner
14S	- 1-1/4” Wood bullnose, square corner
15W	- 1-3/4” Wood bullnose
36R	- 1-3/4” Square wood, radius corner
36S	- 1-3/4” Square wood, square corner
24R	- 1-1/4” Square wood , radius corner
24S	- 1-1/4” Square wood, square corner
44R	- 1-1/4” Beveled wood, radius corner
44S	- 1-1/4” Beveled wood, square corner
CR	- Reed edge

Ⓓ Select power module.

NP	- No Module
P1	- Single vault power module; add $2521
P2	- Double vault power module; add $5043

One vault power module available on 120” or less, two vault power modules on 144” or larger

Ⓔ Select surface finish.
Refer to the **Product Color Options** page in this price list.
Surface finish offerings are based on edge style selections.

Ⓕ Select access panel.

NAP	- No access panel
WAP	- With access panel; add $181

Ⓖ Select base finish.
Refer to the **Product Color Options** page in this price list.

SPECIAL SERVICES

Special Carton Marking

With specially marked information	N/C

Shipping
Ships **knocked down, FOB Green Bay, WI 54302, freight prepaid.** Freight class 85.

Specifications and prices are subject to change without prior notice.

Serenade™ Conference Tables
Laminate-Half/Full Drum Leg

Serenade™ Conference Tables
Laminate-Half/Full Drum Leg

	MODEL	A x B	MODEL NUMBER: Basic Model	Stain Color	Edge Style	Power Option	Surface Finish	Access Panel	Approx. Packaged Weight	Delivered Pricing
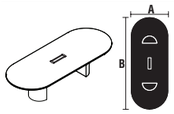 SEHL	**Racetrack Tables, Half/Full Drum Leg** • High pressure laminate (HPL) • HPL wood grain is run the length of the table • Half and Full cylinder HPL bases (full cylinders are the middle base on tables 144" and longer) • 144", 168", 192" and 240" have a two piece top • One vault power module available on 72", 96" and 120" centered • Two vault power modules available on 144", 168", 192" and 240" one on each half	36 x 72"	SEO3672HL	□□□□	□□□	□□	□□□	□□□	165.0#	$ 6179
		48 x 96"	SEO4896HL	□□□□	□□□	□□	□□□	□□□	225.0#	8496
		48 x 120"	SEO48120HL	□□□□	□□□	□□	□□□	□□□	265.0#	9773
		48 x 144"	SEO48144HL	□□□□	□□□	□□	□□□	□□□	310.0#	12466
		48 x 168"	SEO48168HL	□□□□	□□□	□□	□□□	□□□	410.0#	13815
		48 x 192"	SEO48192HL	□□□□	□□□	□□	□□□	□□□	430.0#	14232
		60 x 144"	SEO60144HL	□□□□	□□□	□□	□□□	□□□	370.0#	15261
		60 x 168"	SEO60168HL	□□□□	□□□	□□	□□□	□□□	420.0#	15865
		60 x 192"	SEO60192HL	□□□□	□□□	□□	□□□	□□□	470.0#	16767
		60 x 240"	SEO60240HL	□□□□	□□□	□□	□□□	□□□	570.0#	20338
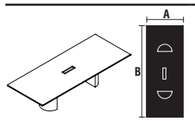 SEHL	**Rectangular Tables, Half/Full Drum Leg** • High pressure laminate (HPL) • HPL wood grain is run the length of the table • Half and Full cylinder HPL bases (full cylinders are the middle base on tables 144" and longer) • 144", 168", 192" and 240" have a two piece top • One vault power module available on 72", 96" and 120" centered • Two vault power modules available on 144", 168", 192" and 240" one on each half	36 x 72"	SER3672HL	□□□□	□□□	□□	□□□	□□□	174.0#	$ 5333
		48 x 96"	SER4896HL	□□□□	□□□	□□	□□□	□□□	240.0#	6676
		48 x 120"	SER48120HL	□□□□	□□□	□□	□□□	□□□	280.0#	7634
		48 x 144"	SER48144HL	□□□□	□□□	□□	□□□	□□□	325.0#	9852
		48 x 168"	SER48168HL	□□□□	□□□	□□	□□□	□□□	403.0#	11843
		48 x 192"	SER48192HL	□□□□	□□□	□□	□□□	□□□	443.0#	11843
		60 x 144"	SER60144HL	□□□□	□□□	□□	□□□	□□□	385.0#	11946
		60 x 168"	SER60168HL	□□□□	□□□	□□	□□□	□□□	495.0#	13624
		60 x 192"	SER60192HL	□□□□	□□□	□□	□□□	□□□	510.0#	13624
		60 x 240"	SER60240HL	□□□□	□□□	□□	□□□	□□□	590.0#	15385

Ⓐ Ⓑ Ⓒ Ⓓ Ⓔ Ⓕ

HOW TO ORDER

Indicate the following information on order form:
1. Quantity of each item.
2. Model number, including options. See "How To Build a Model Number".
3. Any special service required.

Note: • The □ indicates that a choice is required.
- The absence of the □ indicates that no choice is required.
- Alpha-numeric characters in place of □ indicate that no other alternatives are available.

HOW TO BUILD A MODEL NUMBER

Ⓐ Select basic model.

Ⓑ Select stain color
Refer to the **Product Color Options** page in this price list.

Ⓒ Select edge style

14R	- 1-1/4" Wood bullnose, radius corner
14S	- 1-1/4" Wood bullnose, square corner
15W	- 1-3/4" Wood bullnose
36R	- 1-3/4" Square wood, radius corner
36S	- 1-3/4" Square wood, square corner
24R	- 1-1/4" Square wood , radius corner
24S	- 1-1/4" Square wood, square corner
44R	- 1-1/4" Beveled wood, radius corner
44S	- 1-1/4" Beveled wood, square corner
CR	- Reed edge

Ⓓ Select power module.

NP	- No Module
P1	- Single vault power module; add $2521
P2	- Double vault power module; add $5043

One vault power module available on 120" or less, two vault power modules on 144" or larger

Ⓔ Select surface finish.
Refer to the **Product Color Options** page in this price list.
Surface finish offerings are based on edge style selections.

Ⓕ Select access panel.

NAP	- No access panel
WAP	- With access panel; add $181

SPECIAL SERVICES

Special Carton Marking

With specially marked information	N/C

Shipping
Ships **knocked down, FOB Green Bay, WI 54302, freight prepaid.** Freight class 85.

Specifications and prices are subject to change without prior notice.

Serenade™ Conference Tables

Laminate-Half/Full Drum Leg

Serenade™ Conference Tables
Laminate-Half/Full Drum Leg

	MODEL	A x B x C	MODEL NUMBER Basic Model	Stain Color	Edge Style	Power Option	Surface Finish	Access Panel	Approx. Packaged Weight	Delivered Pricing
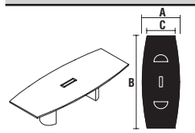 SEHL	**Boat Shape Tables, Half/Full Drum Leg** • High pressure laminate (HPL) • HPL wood grain is run the length of the table • Half and Full cylinder HPL bases (full cylinders are the middle base on tables 144" and longer) • 144", 168" and 192" have a two piece top • One vault power module available on 72", 96" and 120" centered • Two vault power modules available on 144", 168" and 192" one on each half	36 x 72 x 30"	SEB3672HL	□□□□	□□□	□□	□□□	□□□	170.0#	$ 6179
		48 x 96 x 36"	SEB4896HL	□□□□	□□□	□□	□□□	□□□	235.0#	8129
		48 x 120 x 36"	SEB48120HL	□□□□	□□□	□□	□□□	□□□	275.0#	9263
		48 x 144 x 36"	SEB48144HL	□□□□	□□□	□□	□□□	□□□	320.0#	12222
		54 x 144 x 42"	SEB54144HL	□□□□	□□□	□□	□□□	□□□	345.0#	14536
		54 x 168 x 42"	SEB54168HL	□□□□	□□□	□□	□□□	□□□	425.0#	15140
		60 x 192 x 48"	SEB60192HL	□□□□	□□□	□□	□□□	□□□	535.0#	16041
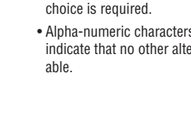 SEHL	**Sightline Tables, Half/Full Drum Leg** • High pressure laminate (HPL) • HPL wood grain is run the length of the table • Half and Full cylinder HPL bases (full cylinders are the middle base on tables 144" and longer) • 144" and 168" have a two piece top • One vault power module available on 120" centered • Two vault power modules available on 144" and 168" one on each half	60 x 120 x 36"	SES60120HL	□□□□	□□□	□□	□□□	□□□	265.0#	$ 11070
		60 x 144 x 36"	SES60144HL	□□□□	□□□	□□	□□□	□□□	265.0#	14669
		60 x 168 x 36"	SES60168HL	□□□□	□□□	□□	□□□	□□□	265.0#	15275
				Ⓐ	Ⓑ	Ⓒ	Ⓓ	Ⓔ	Ⓕ	

HOW TO ORDER

Indicate the following information on order form:
1. Quantity of each item.
2. Model number, including options. See "How To Build a Model Number".
3. Any special service required.

Note: • The □ indicates that a choice is required.
- The absence of the □ indicates that no choice is required.
- Alpha-numeric characters in place of □ indicate that no other alternatives are available.

HOW TO BUILD A MODEL NUMBER

Ⓐ Select basic model.

Ⓑ Select stain color
Refer to the **Product Color Options** page in this price list.

Ⓒ Select edge style

14R	- 1-1/4" Wood bullnose, radius corner
14S	- 1-1/4" Wood bullnose, square corner
15W	- 1-3/4" Wood bullnose
36R	- 1-3/4" Square wood, radius corner
36S	- 1-3/4" Square wood, square corner
24R	- 1-1/4" Square wood , radius corner
24S	- 1-1/4" Square wood, square corner
44R	- 1-1/4" Beveled wood, radius corner
44S	- 1-1/4" Beveled wood, square corner
CR	- Reed edge

Ⓓ Select power module.

NP	- No Module
P1	- Single vault power module; add $2521
P2	- Double vault power module; add $5043

One vault power module available on 120" or less, two vault power modules on 144" or larger

Ⓔ Select surface finish.
Refer to the **Product Color Options** page in this price list.
Surface finish offerings are based on edge style selections.

Ⓕ Select access panel.

NAP	- No access panel
WAP	- With access panel; add $181

SPECIAL SERVICES

Special Carton Marking

With specially marked information N/C

Shipping

Ships **knocked down, FOB Green Bay, WI 54302, freight prepaid.** Freight class 85.

Specifications and prices are subject to change without prior notice.

Serenade™ Conference Tables
Laminate-Panel Leg

Serenade™ Conference Tables
Laminate-Panel Leg

	MODEL	A x B	MODEL NUMBER: Basic Model	Stain Color	Edge Style	Power Option	Surface Finish	Access Panel	Approx. Packaged Weight	Delivered Pricing
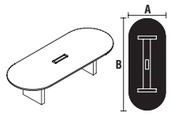 SEPL	**Racetrack Tables, Panel Leg** • High pressure laminate (HPL) • HPL wood grain is run the length of the table • 4" panel leg with a connecting stringer • Panel bases include a perforated steel insert (SX painted) on the short ends of the assembly • 144", 168", 192" and 240" have a two piece top • One vault power module available on 72", 96" and 120" centered • Two vault power modules available on 144", 168", 192" and 240" one on each half	36 x 72"	SEO3672PL	□□□□	□□□	□□	□□□	□□□	165.0#	$ 6974
		48 x 96"	SEO4896PL	□□□□	□□□	□□	□□□	□□□	225.0#	9378
		48 x 120"	SEO48120PL	□□□□	□□□	□□	□□□	□□□	265.0#	10192
		48 x 144"	SEO48144PL	□□□□	□□□	□□	□□□	□□□	310.0#	12143
		48 x 168"	SEO48168PL	□□□□	□□□	□□	□□□	□□□	410.0#	15625
		48 x 192"	SEO48192PL	□□□□	□□□	□□	□□□	□□□	430.0#	16253
		60 x 144"	SEO60144PL	□□□□	□□□	□□	□□□	□□□	370.0#	14342
		60 x 168"	SEO60168PL	□□□□	□□□	□□	□□□	□□□	420.0#	17262
		60 x 192"	SEO60192PL	□□□□	□□□	□□	□□□	□□□	470.0#	18846
		60 x 240"	SEO60240PL	□□□□	□□□	□□	□□□	□□□	570.0#	24512
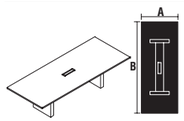 SEPL	**Rectangular Tables, Panel Leg** • High pressure laminate (HPL) • HPL wood grain is run the length of the table • 4" panel leg with a connecting stringer • Panel bases include a perforated steel insert (SX painted) on the short ends of the assembly • 144", 168", 192" and 240" have a two piece top • One vault power module available on 72", 96" and 120" centered • Two vault power modules available on 144", 168", 192" and 240" one on each half	36 x 72"	SER3672PL	□□□□	□□□	□□	□□□	□□□	174.0#	$ 6128
		48 x 96"	SER4896PL	□□□□	□□□	□□	□□□	□□□	240.0#	7561
		48 x 120"	SER48120PL	□□□□	□□□	□□	□□□	□□□	280.0#	8053
		48 x 144"	SER48144PL	□□□□	□□□	□□	□□□	□□□	325.0#	9528
		48 x 168"	SER48168PL	□□□□	□□□	□□	□□□	□□□	403.0#	13654
		48 x 192"	SER48192PL	□□□□	□□□	□□	□□□	□□□	443.0#	13868
		60 x 144"	SER60144PL	□□□□	□□□	□□	□□□	□□□	385.0#	11029
		60 x 168"	SER60168PL	□□□□	□□□	□□	□□□	□□□	495.0#	15022
		60 x 192"	SER60192PL	□□□□	□□□	□□	□□□	□□□	510.0#	15334
		60 x 240"	SER60240PL	□□□□	□□□	□□	□□□	□□□	590.0#	19559

Ⓐ Ⓑ Ⓒ Ⓓ Ⓔ Ⓕ

HOW TO ORDER

Indicate the following information on order form:
1. Quantity of each item.
2. Model number, including options. See "How To Build a Model Number".
3. Any special service required.

Note: • The □ indicates that a choice is required.
- The absence of the □ indicates that no choice is required.
- Alpha-numeric characters in place of □ indicate that no other alternatives are available.

HOW TO BUILD A MODEL NUMBER

Ⓐ Select basic model.

Ⓑ Select stain color
Refer to the **Product Color Options** page in this price list.

Ⓒ Select edge style

14R	- 1-1/4" Wood bullnose, radius corner
14S	- 1-1/4" Wood bullnose, square corner
15W	- 1-3/4" Wood bullnose
36R	- 1-3/4" Square wood, radius corner
36S	- 1-3/4" Square wood, square corner
24R	- 1-1/4" Square wood , radius corner
24S	- 1-1/4" Square wood, square corner
44R	- 1-1/4" Beveled wood, radius corner
44S	- 1-1/4" Beveled wood, square corner
CR	- Reed edge

Ⓓ Select power module.

NP	- No Module
P1	- Single vault power module; add $2521
P2	- Double vault power module; add $5043

One vault power module available on 120" or less, two vault power modules on 144" or larger

Ⓔ Select surface finish.
Refer to the **Product Color Options** page in this price list.
Surface finish offerings are based on edge style selections.

Ⓕ Select access panel.

NAP	- No access panel
WAP	- With access panel; add $181

SPECIAL SERVICES

Special Carton Marking

With specially marked information	N/C

Shipping
Ships **knocked down, FOB Green Bay, WI 54302, freight prepaid.** Freight class 85.

Specifications and prices are subject to change without prior notice.

Serenade™ Conference Tables
Laminate-Panel Leg

Serenade™ Conference Tables
Laminate-Panel Leg

	MODEL	A x B x C	MODEL NUMBER Basic Model	Stain Color	Edge Style	Power Option	Surface Finish	Access Panel	Approx. Packaged Weight	Delivered Pricing
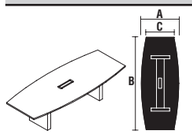 SEPL	**Boat Shape Tables, Panel Leg** • High pressure laminate (HPL) • HPL wood grain is run the length of the table • 4" panel leg with a connecting stringer • Panel bases include a perforated steel insert (SX painted) on the short ends of the assembly • 144", 168" and 192" have a two piece top • One vault power module available on 72", 96" and 120" centered • Two vault power modules available on 144", 168" and 192" one on each half	36 x 72 x 30"	SEB3672PL	□□□□	□□□	□□	□□□	□□□	170.0#	$ 6974
		48 x 96 x 36"	SEB4896PL	□□□□	□□□	□□	□□□	□□□	235.0#	9065
		48 x 120 x 36"	SEB48120PL	□□□□	□□□	□□	□□□	□□□	275.0#	10310
		48 x 144 x 36"	SEB48144PL	□□□□	□□□	□□	□□□	□□□	320.0#	12091
		54 x 144 x 42"	SEB54144PL	□□□□	□□□	□□	□□□	□□□	345.0#	13975
		54 x 168 x 42"	SEB54168PL	□□□□	□□□	□□	□□□	□□□	425.0#	16715
		60 x 192 x 48"	SEB60192PL	□□□□	□□□	□□	□□□	□□□	535.0#	18377
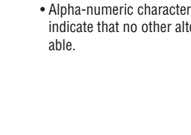 SEPL	**Sightline Tables, Panel Leg** • High pressure laminate (HPL) • HPL wood grain is run the length of the table • 4" panel leg with a connecting stringer • Panel bases include a perforated steel insert (SX painted) on the short ends of the assembly • 144" and 168" have a two piece top • One vault power module available on 120" centered • Two vault power modules available on 144" and 168" one on each half	60 x 120 x 36"	SES60120PL	□□□□	□□□	□□	□□□	□□□	265.0#	$ 12536
		60 x 144 x 36"	SES60144PL	□□□□	□□□	□□	□□□	□□□	265.0#	14539
		60 x 168 x 36"	SES60168PL	□□□□	□□□	□□	□□□	□□□	265.0#	17312
				Ⓑ	Ⓒ	Ⓓ	Ⓔ	Ⓕ		

HOW TO ORDER

Indicate the following information on order form:
1. Quantity of each item.
2. Model number, including options. See "How To Build a Model Number".
3. Any special service required.

Note: • The □ indicates that a choice is required.
- The absence of the □ indicates that no choice is required.
- Alpha-numeric characters in place of □ indicate that no other alternatives are available.

HOW TO BUILD A MODEL NUMBER

Ⓐ Select basic model.

Ⓑ Select stain color
Refer to the **Product Color Options** page in this price list.

Ⓒ Select edge style

14R	- 1-1/4" Wood bullnose, radius corner
14S	- 1-1/4" Wood bullnose, square corner
15W	- 1-3/4" Wood bullnose
36R	- 1-3/4" Square wood, radius corner
36S	- 1-3/4" Square wood, square corner
24R	- 1-1/4" Square wood , radius corner
24S	- 1-1/4" Square wood, square corner
44R	- 1-1/4" Beveled wood, radius corner
44S	- 1-1/4" Beveled wood, square corner
CR	- Reed edge

Ⓓ Select power module.

NP	- No Module
P1	- Single vault power module; add $2521
P2	- Double vault power module; add $5043

One vault power module available on 120" or less, two vault power modules on 144" or larger

Ⓔ Select surface finish.
Refer to the **Product Color Options** page in this price list.
Surface finish offerings are based on edge style selections.

Ⓕ Select access panel.

NAP	- No access panel
WAP	- With access panel; add $181

SPECIAL SERVICES

Special Carton Marking

With specially marked information N/C

Shipping

Ships **knocked down, FOB Green Bay, WI 54302, freight prepaid.** Freight class 85.

Specifications and prices are subject to change without prior notice.

Serenade™ Conference Tables
Laminate-Column Leg

Serenade™ Conference Tables
Laminate-Column Leg

	MODEL	A x B	MODEL NUMBER: Basic Model	Stain Color	Edge Style	Power Option	Surface Finish	Access Panel	Approx. Packaged Weight	Delivered Pricing
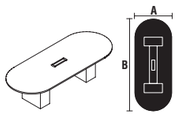 SECL	**Racetrack Tables, Column Leg** • High pressure laminate (HPL) • HPL wood grain is run the length of the table • 12" column leg with a connecting stringer • Column bases include a perforated steel insert (SX painted) on the short ends of the assembly • 144", 168", 192" and 240" have a two piece top • One vault power module available on 72", 96" and 120" centered • Two vault power modules available on 144", 168", 192" and 240" one on each half	48 x 96"	SEO4896CL	□□□□	□□□	□□	□□□	□□□	255.0#	$ 9562
		48 x 120"	SEO48120CL	□□□□	□□□	□□	□□□	□□□	295.0#	10329
		48 x 144"	SEO48144CL	□□□□	□□□	□□	□□□	□□□	340.0#	12258
		48 x 168"	SEO48168CL	□□□□	□□□	□□	□□□	□□□	430.0#	15738
		48 x 192"	SEO48192CL	□□□□	□□□	□□	□□□	□□□	475.0#	16532
		60 x 144"	SEO60144CL	□□□□	□□□	□□	□□□	□□□	400.0#	14441
		60 x 168"	SEO60168CL	□□□□	□□□	□□	□□□	□□□	515.0#	17352
		60 x 192"	SEO60192CL	□□□□	□□□	□□	□□□	□□□	470.0#	18846
		60 x 240"	SEO60240CL	□□□□	□□□	□□	□□□	□□□	570.0#	25145
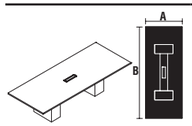 SECL	**Rectangular Tables, Column Leg** • High pressure laminate (HPL) • HPL wood grain is run the length of the table • 12" column leg with a connecting stringer • Column bases include a perforated steel insert (SX painted) on the short ends of the assembly • 144", 168", 192" and 240" have a two piece top • One vault power module available on 72", 96" and 120" centered • Two vault power modules available on 144", 168", 192" and 240" one on each half	48 x 96"	SER4896CL	□□□□	□□□	□□	□□□	□□□	265.0#	$ 7743
		48 x 120"	SER48120CL	□□□□	□□□	□□	□□□	□□□	405.0#	8191
		48 x 144"	SER48144CL	□□□□	□□□	□□	□□□	□□□	347.0#	9642
		48 x 168"	SER48168CL	□□□□	□□□	□□	□□□	□□□	438.0#	13766
		48 x 192"	SER48192CL	□□□□	□□□	□□	□□□	□□□	478.0#	14145
		60 x 144"	SER60144CL	□□□□	□□□	□□	□□□	□□□	438.0#	11127
		60 x 168"	SER60168CL	□□□□	□□□	□□	□□□	□□□	530.0#	15111
		60 x 192"	SER60192CL	□□□□	□□□	□□	□□□	□□□	510.0#	15704
		60 x 240"	SER60240CL	□□□□	□□□	□□	□□□	□□□	590.0#	20192

Ⓐ Ⓑ Ⓒ Ⓓ Ⓔ Ⓕ

HOW TO ORDER

Indicate the following information on order form:
1. Quantity of each item.
2. Model number, including options. See "How To Build a Model Number".
3. Any special service required.

Note: • The □ indicates that a choice is required.
- The absence of the □ indicates that no choice is required.
- Alpha-numeric characters in place of □ indicate that no other alternatives are available.

HOW TO BUILD A MODEL NUMBER

Ⓐ Select basic model.

Ⓑ Select stain color
Refer to the **Product Color Options** page in this price list.

Ⓒ Select edge style

14R	- 1-1/4" Wood bullnose, radius corner
14S	- 1-1/4" Wood bullnose, square corner
15W	- 1-3/4" Wood bullnose
36R	- 1-3/4" Square wood, radius corner
36S	- 1-3/4" Square wood, square corner
24R	- 1-1/4" Square wood , radius corner
24S	- 1-1/4" Square wood, square corner
44R	- 1-1/4" Beveled wood, radius corner
44S	- 1-1/4" Beveled wood, square corner
CR	- Reed edge

Ⓓ Select power module.

NP	- No Module
P1	- Single vault power module; add $2521
P2	- Double vault power module; add $5043

One vault power module available on 120" or less, two vault power modules on 144" or larger

Ⓔ Select surface finish.
Refer to the **Product Color Options** page in this price list.
Surface finish offerings are based on edge style selections.

Ⓕ Select access panel.

NAP	- No access panel
WAP	- With access panel; add $181

SPECIAL SERVICES

Special Carton Marking

With specially marked information	N/C

Shipping
Ships **knocked down, FOB Green Bay, WI 54302, freight prepaid.** Freight class 85.

Specifications and prices are subject to change without prior notice.

Serenade™ Conference Tables
Laminate-Column Leg

Serenade™ Conference Tables
Laminate-Column Leg

	MODEL	A x B x C	MODEL NUMBER: Basic Model	Stain Color	Edge Style	Power Option	Surface Finish	Access Panel	Approx. Packaged Weight	Delivered Pricing
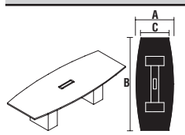 SECL	**Boat Shape Tables, Column Leg** • High pressure laminate (HPL) • HPL wood grain is run the length of the table • 12” column leg with a connecting stringer • Column bases include a perforated steel insert (SX painted) on the short ends of the assembly • 144”, 168” and 192” have a two piece top • One vault power module available on 72”, 96” and 120” centered • Two vault power modules available on 144”, 168” and 192” one on each half	48 x 96 x 36”	SEB4896CL	□□□□	□□□	□□	□□□	□□□	260.0#	$ 9249
		48 x 120 x 36”	SEB48120CL	□□□□	□□□	□□	□□□	□□□	300.0#	10448
		48 x 144 x 36”	SEB48144CL	□□□□	□□□	□□	□□□	□□□	242.0#	12208
		54 x 144 x 42”	SEB54144CL	□□□□	□□□	□□	□□□	□□□	367.0#	14091
		54 x 168 x 42”	SEB54168CL	□□□□	□□□	□□	□□□	□□□	440.0#	16828
		60 x 192 x 48”	SEB60192CL	□□□□	□□□	□□	□□□	□□□	575.0#	18632
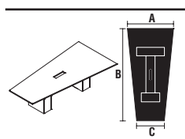 SECL	**Sightline Tables, Column Leg** • High pressure laminate (HPL) • HPL wood grain is run the length of the table • 12” column leg with a connecting stringer • Column bases include a perforated steel insert (SX painted) on the short ends of the assembly • 144” and 168” have a two piece top • One vault power module available on 120” centered • Two vault power modules available on 144” and 168” one on each half	60 x 120 x 36”	SES60120CL	□□□□	□□□	□□	□□□	□□□	265.0#	$ 11106
		60 x 144 x 36”	SES60144CL	□□□□	□□□	□□	□□□	□□□	265.0#	13325
		60 x 168 x 36”	SES60168CL	□□□□	□□□	□□	□□□	□□□	265.0#	17120

Ⓐ Ⓑ Ⓒ Ⓓ Ⓔ Ⓕ

HOW TO ORDER

Indicate the following information on order form:
1. Quantity of each item.
2. Model number, including options. See “How To Build a Model Number”.
3. Any special service required.

Note: • The □ indicates that a choice is required.
- The absence of the □ indicates that no choice is required.
- Alpha-numeric characters in place of □ indicate that no other alternatives are available.

HOW TO BUILD A MODEL NUMBER

Ⓐ Select basic model.

Ⓑ Select stain color
Refer to the **Product Color Options** page in this price list.

Ⓒ Select edge style

14R	- 1-1/4” Wood bullnose, radius corner
14S	- 1-1/4” Wood bullnose, square corner
15W	- 1-3/4” Wood bullnose
36R	- 1-3/4” Square wood, radius corner
36S	- 1-3/4” Square wood, square corner
24R	- 1-1/4” Square wood , radius corner
24S	- 1-1/4” Square wood, square corner
44R	- 1-1/4” Beveled wood, radius corner
44S	- 1-1/4” Beveled wood, square corner
CR	- Reed edge

Ⓓ Select power module.

NP	- No Module
P1	- Single vault power module; add $2521
P2	- Double vault power module; add $5043

One vault power module available on 120” or less, two vault power modules on 144” or larger

Ⓔ Select surface finish.
Refer to the **Product Color Options** page in this price list.
Surface finish offerings are based on edge style selections.

Ⓕ Select access panel.

NAP	- No access panel
WAP	- With access panel; add $181

SPECIAL SERVICES

Special Carton Marking

With specially marked information N/C

Shipping

Ships **knocked down, FOB Green Bay, WI 54302, freight prepaid.** Freight class 85.

Specifications and prices are subject to change without prior notice.

Serenade™ Credenzas
Anigre, Ebony, Makore and Zebrawood

Serenade™ Credenzas
Anigre, Ebony, Makore and Zebrawood

	MODEL	Features	A x B x C	MODEL NUMBER: Basic Model	Edge Style	Pull Option	Stain Color	Approx. Packaged Weight	Delivered Pricing
 SCRZV	**Conference Height-2 Door** • Ebony and Zebra are reconstituted and quarter pattern • Makore and Anigre are quarter sliced • Veneer is run cross grain	2 Door	22 x 36 x 29"	SE2D3629CV	□□□	□□□	□□□□	118.0#	$ 5790
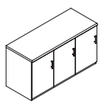 SCRZV	**Conference Height-3 Door** • Ebony and Zebra are reconstituted and quarter pattern • Makore and Anigre are quarter sliced • Veneer is run cross grain	3 Door	22 x 54 x 29"	SE3D5429CV	□□□	□□□	□□□□	170.0#	$ 7238
 SCRZV	**Buffet Height-2 Door** • Ebony and Zebra are reconstituted and quarter pattern • Makore and Anigre are quarter sliced • Veneer is run cross grain	2 Door	22 x 36 x 36"	SE2D3636BV	□□□	□□□	□□□□	145.0#	$ 6579
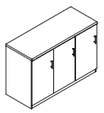 SCRZV	**Buffet Height-3 Door** • Ebony and Zebra are reconstituted and quarter pattern • Makore and Anigre are quarter sliced • Veneer is run cross grain	3 Door	22 x 54 x 36"	SE3D5436BV	□□□	□□□	□□□□	210.0#	$ 7764

Ⓐ Ⓑ Ⓒ Ⓓ

HOW TO ORDER

Indicate the following information on order form:
1. Quantity of each item.
2. Model number, including options. See "How To Build a Model Number".
3. Any special service required.

Note: • The □ indicates that a choice is required.
- The absence of the □ indicates that no choice is required.
- Alpha-numeric characters in place of □ indicate that no other alternatives are available.

HOW TO BUILD A MODEL NUMBER

Ⓐ Select basic model.

Ⓑ Select edge style.

14S	- 1-1/4" Wood bullnose, square corner
24S	- 1-1/4" Square wood, square corner
44S	- 1-1/4" Beveled wood, square corner
CR	- Reed edge

Ⓒ Select pull style.

BCR	- Black curved
SCR	- Silver curved
SSQ	- Silver square
SST	- Silver straight

Ⓓ Select stain color.
Refer to the **Product Color Options** page in this price list.

SPECIAL SERVICES

Special Carton Marking

With specially marked information	N/C

Shipping
Ships **knocked down, FOB Green Bay, WI 54302, freight prepaid.** Freight class 85.

Specifications and prices are subject to change without prior notice.

Serenade™ Credenzas
Maple

Serenade™ Credenzas
Maple

	MODEL	Features	A x B x C	MODEL NUMBER Basic Model	Edge Style	Pull Option	Stain Color	Approx. Packaged Weight	Delivered Pricing
 SCRZM	**Conference Height-2 Door** • Maple veneer is plain sliced (flat cut) • Veneer is run cross grain	2 Door	22 x 36 x 29"	SE2D3629CM	□□□	□□□	□□□□	118.0#	$ 5395
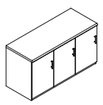 SCRZM	**Conference Height-3 Door** • Maple veneer is plain sliced (flat cut) • Veneer is run cross grain	3 Door	22 x 54 x 29"	SE3D5429CM	□□□	□□□	□□□□	170.0#	$ 6843
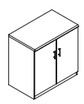 SCRZM	**Buffet Height-2 Door** • Maple veneer is plain sliced (flat cut) • Veneer is run cross grain	2 Door	22 x 36 x 36"	SE2D3636BM	□□□	□□□	□□□□	145.0#	$ 5790
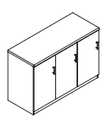 SCRZM	**Buffet Height-3 Door** • Maple veneer is plain sliced (flat cut) • Veneer is run cross grain	3 Door	22 x 54 x 36"	SE3D5436BM	□□□	□□□	□□□□	210.0#	$ 7369

Ⓐ Ⓑ Ⓒ Ⓓ

HOW TO ORDER

Indicate the following information on order form:
1. Quantity of each item.
2. Model number, including options. See “How To Build a Model Number”.
3. Any special service required.

Note: • The □ indicates that a choice is required.
- The absence of the □ indicates that no choice is required.
- Alpha-numeric characters in place of □ indicate that no other alternatives are available.

HOW TO BUILD A MODEL NUMBER

Ⓐ Select basic model.

Ⓑ Select edge style.

14S	- 1-1/4” Wood bullnose, square corner
24S	- 1-1/4” Square wood, square corner
44S	- 1-1/4” Beveled wood, square corner
CR	- Reed edge

Ⓒ Select pull style.

BCR	- Black curved
SCR	- Silver curved
SSQ	- Silver square
SST	- Silver straight

Ⓓ Select stain color.
Refer to the **Product Color Options** page in this price list.

SPECIAL SERVICES

Special Carton Marking

With specially marked information N/C

Shipping
Ships **knocked down, FOB Green Bay, WI 54302, freight prepaid.** Freight class 85.

Specifications and prices are subject to change without prior notice.

Serenade™ Credenzas
Laminate

Serenade™ Credenzas
Laminate

	MODEL	Features	A x B x C	MODEL NUMBER Basic Model	Edge Style	Pull Option	Surface Finish	Edge Stain Color	Approx. Packaged Weight	Delivered Pricing
 SCRZL	**Conference Height-2 Door** • High pressure laminate (HPL) • HPL wood grain is run the length of the surface	2 Door	22 x 36 x 29"	SE2D3629CL	□□□	□□□	□□□	□□□□	118.0#	$ 5000
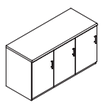 SCRZL	**Conference Height-3 Door** • High pressure laminate (HPL) • HPL wood grain is run the length of the surface	3 Door	22 x 54 x 29"	SE3D5429CL	□□□	□□□	□□□	□□□□	170.0#	$ 6448
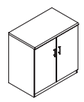 SCRZL	**Buffet Height-2 Door** • High pressure laminate (HPL) • HPL wood grain is run the length of the surface	2 Door	22 x 36 x 36"	SE2D3636BL	□□□	□□□	□□□	□□□□	145.0#	$ 5395
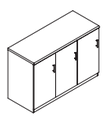 SCRZL	**Buffet Height-3 Door** • High pressure laminate (HPL) • HPL wood grain is run the length of the surface	3 Door	22 x 54 x 36"	SE3D5436BL	□□□	□□□	□□□	□□□□	210.0#	$ 6975

Ⓐ Ⓑ Ⓒ Ⓓ Ⓔ

HOW TO ORDER

Indicate the following information on order form:
1. Quantity of each item.
2. Model number, including options. See "How To Build a Model Number".
3. Any special service required.

Note: • The □ indicates that a choice is required.
- The absence of the □ indicates that no choice is required.
- Alpha-numeric characters in place of □ indicate that no other alternatives are available.

HOW TO BUILD A MODEL NUMBER

Ⓐ Select basic model.

Ⓑ Select edge style.

14S	- 1-1/4" Wood bullnose, square corner
24S	- 1-1/4" Square wood, square corner
44S	- 1-1/4" Beveled wood, square corner
CR	- Reed edge

Ⓒ Select pull style.

BCR	- Black curved
SCR	- Silver curved
SSQ	- Silver square
SST	- Silver straight

Ⓓ Select surface finish.
Refer to the **Product Color Options** page in this price list.

Ⓔ Select edge stain color.
Refer to the **Product Color Options** page in this price list.

SPECIAL SERVICES

Special Carton Marking

With specially marked information	N/C

Shipping

Ships **knocked down, FOB Green Bay, WI 54302, freight prepaid.** Freight class 85.

Specifications and prices are subject to change without prior notice.

PRODUCT SPECIFICATIONS

Serenade™ Gathering Table

April 2020

TECHNICAL SPECIFICATIONS

Tabletop
Tabletops are constructed of 2" thick, 45 lb density particle board core with 1/32" laminate finished top surface and 1/32" thick phenolic backing.

End Panels
End panels are constructed of 2" thick, 45 lb density particle board core finished with 1/32" laminate on both the front and back surface. The ends are finished with 1/32" Self Edge or matching laminate. The bottom is finished with black laminate. Tables 108"-144" wide come with an inset support leg constructed of 2" thick, 45 lb density particle board core finished with 1/32" laminate on both the front and back surface. 24" deep tables contain a 12" wide inset leg which is centered at the rear of the table to allow more leg clearance on the user side of the table. 30"-48" deep tables contain an 18" wide leg that is placed directly in the middle of the table construction to allow user clearance on both sides of the table. Adjustable glides are 1" diameter, 5/16-18 threaded floor glides and offer 1 1/2" of adjustability. These panel structures are secured to the tabletop with hardware and 9-gauge steel mounting plates.

Stringers and Modesty Panels
Tables are fitted with either 7 3/4" tall (on 29"H models) or 11 3/4" tall (on 42"H models) stringers or full-height modesty panels. These stringers and modesty panels are constructed of 1" thick, 45 lb density particle board core finished with 1/32" laminate on both the front and back surface. Power and data options and cables are routed and hidden within the stringers when specified. These panel structures are secured to the tabletop with hardware and 9-gauge steel mounting plates. On 18"-24" deep tables, the stringer or modesty panel is located to the rear of the tabletop allowing user seating or standing access from only one side of the table. On 30"-48" deep tables, the stringer or modesty panel is located along the center line of the tabletop, allowing user seating or standing access from both sides of the table.

Electrical (power module placement when specified)
Tables 60"-96" wide receive one power module, or grommet centered along the length of the tabletop. Tables 108"-144" wide receive two power modules, or grommets each centered between the center and end legs. Tables 18"-24" deep have the power module or modules to be 6" from the rear edge of the tabletop to the center of the module cutout. Tables 30"-48" deep have the power module or modules to be centered from the front edge to back on the tabletop.

PowerUp® Module with 3-Prong Plug
Tables are available with one or two PowerUp modules per table. Tables with widths of 84" or less always get one module while tables with widths of 96" or more always get two modules. The PowerUp module is a UL listed relocatable power tap, which is a surface-mounted power module with a plastic cover. When open, two simplex power receptacles and two data jack openings are exposed. The module is 3 1/4" wide x 7" long and 2 1/4" tall when opened and fits securely into a 6 1/4" x 3" cutout, still allowing removal without tools. It is provided with a 15 ft cord and 3-prong plug, rated 120VAC, 15A. The module is constructed of polycarbonate with a textured finish, meeting UL 94 V-0 Flame Class minimum requirements. The module has two simplex receptacles, rated at 15 Amps/125 Volts and two locations for data connectors. Snap-in data plates hold data connectors and allow the standard module to accommodate most manufacturers. The data connectors are not supplied with the module and are purchased by the customer. The module has a dampened spring-loaded mechanism to allow the unit to open for use and close when not in use. The power receptacles open above the plane of the tabletop to avoid accidental spills into the receptacle. Data jacks remain stationary to avoid excess wear and tear on the wire connections and promote transmission of data communication. Data ports are molded to accept RJ45 jacks, but can be modified to accept various brands of jacks. Data connectors are not supplied with the module and are purchased separately.

TECHNICAL SPECIFICATIONS

Villa™ Power Module with 3-Prong Plug
Tables are available with one or two Villa power modules per table. Tables with widths of 84" or less always get one module while tables with widths of 96" or more always get two modules.

The Villa power module is an Interek ETL Listed Furniture Power Distribution Unit surface module that mounts below a 6 1/4" x 3" grommet cutout in the tabletop. The module is 3 1/2" wide x 6 3/4" long and 2" tall when opened. It is provided with a 15 ft cord and 3-prong plug, rated 120VAC, 15A. When open, two simplex power receptacles, two USB charging ports and one data jack opening are exposed. An additional simplex receptacle is located at the underside. The module can be modified to fit various brand jacks. Data connectors are not supplied with the module and are purchased by the customer. Metal grommet cover is included.

4-Port Module
The USB/AC power module houses two 125 volt, 15-amp AC outlet and four 5V DC, USB (type 2.0 and type 3.0 compatible) charging plug-in receptacles with 2.1 amp DC total power (no data). The power cord is a 14 AWG, 15-amp NEMA rated three conductor SJT, cord 15 ft in length with a 3-prong grounded plug. The circuitry is contained in an extruded aluminum housing. The entire electrical power module assembly is UL listed and passes a UL spill test rating for protection against liquids. Both USB ports can power and charge separate tablets, simultaneously.

Integrated Leg Wireway
When power is specified, each end panel and middle leg comes standard with a vertical integrated wireway cavity that measures 1 3/8" x 3 1/4". This is designed for passing cords and cables through the leg. Access is through a 2 1/2" hole near the top, at the inside of the leg and a 2 1/2" hole near the bottom of the leg. Chrome finished covers are provided to cover the bottom access holes. Where center table legs are needed with power specifications the grommet access is on both sides of the leg at the top and bottom.

Velcro® Wire Management
The Velcro® wire manager is constructed of 2" x 4 1/2" Velcro® hook and loop material. Wire manager is provided with adhesive backing and screws for attachment to the underside of the top. Tops are not pre-drilled for locating wire manager, so the manager may be applied in any convenient location. One wire manager is included for each power module ordered. Field installed.

Accessories

Bag Hook
The hook is constructed of 1/4" steel rod with a Chrome finish. It is attached to the underside of the top with two screws (provided). On 18"-24" deep tabletops, coat hooks may only be used on the front, user side of the table. On 30"-48" deep tabletops, coat hooks may be used on both sides of the table. 60" & 72" wide tables may use up to two hooks per side. 84" & 96" wide tables may use up to three hooks per side. 108", 120" & 144" wide tables may use up to four hooks per side.

Footrest
The optional footrest is constructed of a 1 1/2" diameter, 12-gauge DOM steel tube, milled at each end, containing welded-in inserts with a tapered slot. #12 x 1" Phillips screws, installed into end leg panels at 6" from the edge of the leg panel and 6 1/2" up from the bottom of the panel capture the tapered slot in the insert at the outside ends of the footrest tubes and hold the footrest in place. In specific width conference tables (see below), a two-piece footrest design is required, utilizing a center foot support which connects the two outer footrest halves together using #10-24 x 1/2" Torque thread cutting screws. The foot support also mounts to the conference table's middle leg panel using a #12 x 1" Phillips screw with tapered insert design. The center foot support is of milled and welded construction and contains a 1" diameter, 5/16-18 threaded floor glide offering 1 1/2" of adjustability. 60"-90" wide tables use the one-piece footrest. 108"-144" wide tables use the two-piece footrest construction, with the center foot support. On 18"-24" deep tabletops, the footrest may only be used on the front, user side of the table. On 30"-48" deep tables, footrests may be used on both sides of the table. The footrest and center foot support may be specified as bright nickel-chrome plated, or finished in either Starlight Silver, Black or Flannel powder-coat paint.

Serenade™ Gathering Tables
General Information

STATEMENT OF LINE

Serenade Gathering Table

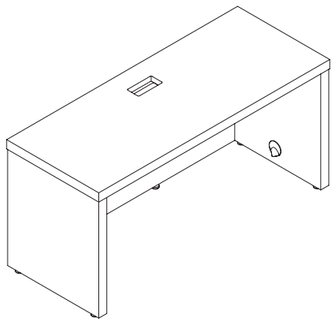

Serenade Gathering Table - Standard Height
(model SEGS2460L shown)

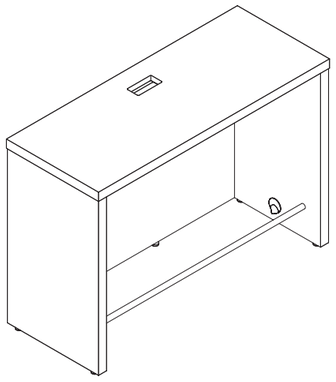

Serenade Gathering Table - Café Height
(model SEGH2460L shown w/ footrest)

Laminate Grain Direction

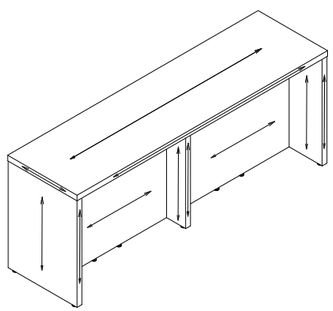

Serenade™ Gathering Tables
Product Color Options

Serenade™ Gathering Tables
Product Color Options

Laminate or Top Laminate 1 Color

Belair	LBQ
Biltmore Cherry	LBT
Black	LBK
Brighton Walnut	LBW
Canyon Zephyr	LCA
Castle Oak	LCO
Casual Linen	LCU
Cherry Storm	LCX
Classic Linen	LCI
Cloud Zephyr	LCL
Cocobala	LCC
Crisp Linen	LRI
Desert Zephyr	LDZ
Dove Grey	LDG
Fired Steel	LIL
Flax Linen	LXF
Florence Walnut	LFC
Forged Steel	LOL
Friston Ash	LFH
Frosty White	LFW
Graphite Nebula	LGN
Grey	LGE
High Rise	LHE
Hollyberry	LHY
Irish Linen	LIH
Island	LID
Italian Silver Ash	LIT
Kensington Maple	LKM
Lapis Blue	LLB
Markerboard White	LMK
Misted Zephyr	LMR
Monticello Maple	LMT
Nickel Evolv	LNV
North Sea	LNA
Ocean	LON
Pearl Bisque	LPB
Pearl Silver	LPS
Pressed Linen	LPR
River Cherry	LRY
Rugged Linen	LRG
Satin Stainless	LSS
Shadow Zephyr	LSR
Silicon evolv	LSV
Sterling Ash	LAZ
Tailored Linen	LTL
Titanium evolv	LTV
White Nebula	LWL
White Sand	LWN
Windsor Mahogany	LWY

Leg Laminate 2 Color

Belair	LLBQ
Biltmore Cherry	LLBT
Black	LLBK
Brighton Walnut	LLBW
Canyon Zephyr	LLCA
Castle Oak	LLCO
Casual Linen	LLCU
Cherry Storm	LLCX
Classic Linen	LLCI
Cloud Zephyr	LLCL
Cocobala	LLCC
Crisp Linen	LLRI
Desert Zephyr	LLDZ
Dove Grey	LLDG
Fired Steel	LLIL
Flax Linen	LLXF
Florence Walnut	LLFC
Forged Steel	LLOL
Friston Ash	LLFH
Frosty White	LLFW
Graphite Nebula	LLGN
Grey	LLGE
High Rise	LLHE
Hollyberry	LLHY
Irish Linen	LLIH
Island	LLID
Italian Silver Ash	LLIT
Kensington Maple	LLKM
Lapis Blue	LLLB
Markerboard White	LLMK
Misted Zephyr	LLMR
Monticello Maple	LLMT
Nickel Evolv	LLNV
North Sea	LLNA
Ocean	LLON
Pearl Bisque	LLPB
Pearl Silver	LLPS
Pressed Linen	LLPR
River Cherry	LLRY
Rugged Linen	LLRG
Satin Stainless	LLSS
Shadow Zephyr	LLSR
Silicon Evolv	LLSV
Sterling Ash	LLAZ
Tailored Linen	LLTL
Titanium Evolv	LLTV
White Nebula	LLWL
White Sand	LLWN
Windsor Mahogany	LLWY

Stringer/Modesty Panel Laminate 3 Color

Belair	SLBQ
Biltmore Cherry	SLBT
Black	SLBK
Brighton Walnut	SLBW
Canyon Zephyr	SLCA
Castle Oak	SLCO
Casual Linen	SLCU
Cherry Storm	SLCX
Classic Linen	SLCI
Cloud Zephyr	SLCL
Cocobala	SLCC
Crisp Linen	SLRI
Desert Zephyr	SLDZ
Dove Grey	SLDG
Fired Steel	SLIL
Flax Linen	SLXF
Florence Walnut	SLFC
Forged Steel	SLOL
Friston Ash	SLFH
Frosty White	SLFW
Graphite Nebula	SLGN
Grey	SLGE
High Rise	SLHE
Hollyberry	SLHY
Irish Linen	SLIH
Island	SLID
Italian Silver Ash	SLIT
Kensington Maple	SLKM
Lapis Blue	SLLB
Markerboard White	SLMK
Misted Zephyr	SLMR
Monticello Maple	SLMT
Nickel Evolv	SLNV
North Sea	SLNA
Ocean	SLON
Pearl Bisque	SLPB
Pearl Silver	SLPS
Pressed Linen	SLPR
River Cherry	SLRY
Rugged Linen	SLRG
Satin Stainless	SLSS
Shadow Zephyr	SLSR
Silicon evolv	SLSV
Sterling Ash	SLAZ
Tailored Linen	SLTL
Titanium evolv	SLTV
White Nebula	SLWL
White Sand	SLWN
Windsor Mahogany	SLWY

Villa Grommet (1VG & 2VG) Color

Black grommet	GBL
Blue Grey grommet	GGR
Bronze Metallic grommet	GZM
Champagne Metallic grommet	GCM
Cool Grey grommet	GCG
Cottonwood grommet	GCO
Flannel grommet	GFN
Misty Brown grommet	GMY
Starlight Silver grommet	GSX
Warm Grey grommet	GWG

Villa Power Module (1VM & 2VM) Color

Villa Module Black	PUBL
Villa Module Blue Grey	PUGR
Villa Module Bronze Metallic	PUZM
Villa Module Champagne Metallic	PUCM
Villa Module Cool Grey	PUCG
Villa Module Cottonwood	PUCO
Villa Module Flannel	PUFN
Villa Module Misty Brown	PUMY
Villa Module Starlight Silver	PUSX
Villa Module Warm Grey	PUWG

Power-Up Module (1PU & 2PU) Color

PowerUp Black	PUBL
PowerUp Blue Grey	PUGR
PowerUp Cool Grey	PUCG
PowerUp Flannel	PUFN
PowerUp Misty Brown	PUMY
PowerUp Sand	PUSA
PowerUp Warm Grey	PUWG

4-Port Module (1BP & 2BP) Color

4-Port Black	PUBL
4-Port Silver	PUSV
4-Port White	PUWH

Footrest Finish

Black	FTBL
Chrome	FTCH
Flannel	FTFN
Starlight Silver Metallic	FTSX

Finish Cards
View color swatches for items listed within this document.

Paints **Wood/Veneer** **Molded Edges** **Hard Plastics**
Plastics/Poly **Laminates** **Edge Styles** **Glass**

Certain options referenced may not be available on GSA Schedule.

Serenade™ Gathering Tables
29" High (Standard Height)

Serenade™ Gathering Tables
29" High (Standard Height)

	MODEL	Features	A x B	MODEL NUMBER Basic Model	Modesty Panel	Grom./ Module Type	Grom./ Module Color	Laminate Color	Approx. Packaged Weight	Delivered Pricing	Full Modesty Panel Upcharge
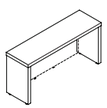 SEGSL	**Rectangle Tables-18"D** • One-sided table • 2" thick panel construction • Laminate self edge • Fixed base at 29" high • One grommet/module available on 60", 72", 84" and 96" centered • 8" high stringer or full modesty panel • All top sizes are one-piece construction	Non-contrast Laminate	18 x 60"	SEGS1860L/NC	□□	□□□	□□□	□□□	151.0#	$ 2762	$ 330
		Non-contrast Laminate	18 x 72"	SEGS1872L/NC	□□	□□□	□□□	□□□	173.0#	3026	428
		Non-contrast Laminate	18 x 84"	SEGS1884L/NC	□□	□□□	□□□	□□□	195.0#	3421	527
		Non-contrast Laminate	18 x 96"	SEGS1896L/NC	□□	□□□	□□□	□□□	217.0#	3552	559
				Ⓐ	Ⓑ	Ⓒ	Ⓓ	Ⓔ			

HOW TO ORDER

Indicate the following information on order form:
1. Quantity of each item.
2. Model number, including options. See "How To Build a Model Number".
3. Any special service required.

Note: • The □ indicates that a choice is required.
• The absence of the □ indicates that no choice is required.
• Alpha-numeric characters in place of □ indicate that no other alternatives are available.

HOW TO BUILD A MODEL NUMBER

Ⓐ Select basic model.

Ⓑ Select modesty panel.

MP	- Full modesty panel
ST	- Stringer/half modesty panel

See pricing column for full modesty panel upcharge.
See pricing column for full modesty panel upcharge.

Ⓒ Select grommet or module type.

NNN	- No grommets or power
1PU	- One PowerUp w/wire management; add $725
1VG	- One Villa grommet w/wire management; add $658
1VM	- One Villa module with USB w/wire management; add $856
1BP	- One 4-port module w/wire management; add $1053

Includes vertical and horizontal wire management.

Ⓓ Select grommet/module color.
Refer to the **Product Color Options** page in this price list.

Ⓔ Select laminate color.
Refer to the **Product Color Options** page in this price list.

SPECIAL SERVICES

Special Carton Marking

With specially marked information	N/C

Shipping

Ships **knocked down, FOB Green Bay, WI 54302, freight prepaid.** Freight class 85.

Specifications and prices are subject to change without prior notice.

Serenade™ Gathering Tables

29" High (Standard Height)

Serenade™ Gathering Tables

29" High (Standard Height)

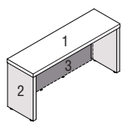

SEGSL

Rectangle Tables-18"D

- One-sided table
- 2" thick panel construction
- Laminate self edge
- Fixed base at 29" high
- One grommet/module available on 60", 72", 84" and 96" centered
- 8" high stringer or full modesty panel
- Up to 3 contrasting laminates available: top, legs, stringer/modesty
- All top sizes are one-piece construction

	Features	A x B	MODEL NUMBER Basic Model	Modesty Panel	Grom./ Module Type	Grom./ Module Color	Top Lam. Color 1	Leg Lam. Color 2	Stringer/ Modesty Panel Lam. Color 3	Approx. Packaged Weight	Delivered Pricing	Full Modesty Panel Upcharge
	Contrast Laminate	18 x 60"	SEGS1860L/CL	□□	□□□	□□□	□□□	□□□	□□□	151.0#	$ 2762	$ 330
	Contrast Laminate	18 x 72"	SEGS1872L/CL	□□	□□□	□□□	□□□	□□□	□□□	173.0#	3026	428
	Contrast Laminate	18 x 84"	SEGS1884L/CL	□□	□□□	□□□	□□□	□□□	□□□	195.0#	3421	527
	Contrast Laminate	18 x 96"	SEGS1896L/CL	□□	□□□	□□□	□□□	□□□	□□□	217.0#	3552	559
				Ⓑ	Ⓒ	Ⓓ	Ⓔ	Ⓕ	Ⓖ			

HOW TO ORDER

Indicate the following information on order form:
1. Quantity of each item.
2. Model number, including options. See "How To Build a Model Number".
3. Any special service required.

Note: • The □ indicates that a choice is required.
- The absence of the □ indicates that no choice is required.
- Alpha-numeric characters in place of □ indicate that no other alternatives are available.

HOW TO BUILD A MODEL NUMBER

Ⓐ Select basic model.

Ⓑ Select modesty panel.

MP	- Full modesty panel
ST	- Stringer/half modesty panel

See pricing column for full modesty panel upcharge.
See pricing column for full modesty panel upcharge.

Ⓒ Select grommet or module type.

NNN	- No grommets or power
1PU	- One PowerUp w/wire management; add $725
1VG	- One Villa grommet w/wire management; add $658
1VM	- One Villa module with USB w/wire management; add $856
1BP	- One 4-port module w/wire management; add $1053

Includes vertical and horizontal wire management.

Ⓓ Select grommet/module color.
Refer to the **Product Color Options** page in this price list.

Ⓔ Select top laminate color 1.
Refer to the **Product Color Options** page in this price list.

Ⓕ Select leg laminate color 2.
Refer to the **Product Color Options** page in this price list.

Ⓖ Select stringer/modesty panel laminate color 3.
Refer to the **Product Color Options** page in this price list.

SPECIAL SERVICES

Special Carton Marking

With specially marked information	N/C

Shipping

Ships **knocked down, FOB Green Bay, WI 54302, freight prepaid.** Freight class 85.

Specifications and prices are subject to change without prior notice.

Serenade™ Gathering Tables
29" High (Standard Height)

Serenade™ Gathering Tables
29" High (Standard Height)

	MODEL	Features	A x B	MODEL NUMBER Basic Model	Modesty Panel	Grom./ Module Type	Grom./ Module Color	Laminate Color	Approx. Packaged Weight	Delivered Pricing	Full Modesty Panel Upcharge
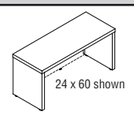 24 x 60 shown SEGSL	**Rectangle Tables-24"D** • One-sided table • 2" thick panel construction • Laminate self edge • Fixed base at 29" high • Middle inset leg on 108", 120", and 144" tables • One grommet/module available on 60", 72", 84" and 96" centered • Two grommets/modules available on 108", 120" and 144", one centered on each half • 8" high stringer or full modesty panel • All top sizes are one-piece construction	Non-contrast Laminate	24 x 60"	SEGS2460L/NC	☐☐	☐☐☐	☐☐☐	☐☐☐	189.0#	$ 2895	$ 330
		Non-contrast Laminate	24 x 72"	SEGS2472L/NC	☐☐	☐☐☐	☐☐☐	☐☐☐	215.0#	3158	428
		Non-contrast Laminate	24 x 84"	SEGS2484L/NC	☐☐	☐☐☐	☐☐☐	☐☐☐	240.0#	3552	527
		Non-contrast Laminate	24 x 96"	SEGS2496L/NC	☐☐	☐☐☐	☐☐☐	☐☐☐	267.0#	3685	559
		Non-contrast Laminate	24 x 108"	SEGS24108L/NC	☐☐	☐☐☐	☐☐☐	☐☐☐	309.0#	5131	658
		Non-contrast Laminate	24 x 120"	SEGS24120L/NC	☐☐	☐☐☐	☐☐☐	☐☐☐	335.0#	5264	658
		Non-contrast Laminate	24 x 144"	SEGS24144L/NC	☐☐	☐☐☐	☐☐☐	☐☐☐	385.0#	5658	790
				Ⓐ	Ⓑ	Ⓒ	Ⓓ	Ⓔ			

HOW TO ORDER

Indicate the following information on order form:
1. Quantity of each item.
2. Model number, including options. See "How To Build a Model Number".
3. Any special service required.

Note: • The ☐ indicates that a choice is required.
- The absence of the ☐ indicates that no choice is required.
- Alpha-numeric characters in place of ☐ indicate that no other alternatives are available.

HOW TO BUILD A MODEL NUMBER

Ⓐ Select basic model.

Ⓑ Select modesty panel.

MP	- Full modesty panel
ST	- Stringer/half modesty panel

See pricing column for full modesty panel upcharge.
See pricing column for full modesty panel upcharge.

Ⓒ Select grommet or module type.

NNN	- No grommets or power
1PU	- One PowerUp w/wire management; add $725
1VG	- One Villa grommet w/wire management; add $658
1VM	- One Villa module with USB w/wire management; add $856
1BP	- One 4-port module w/wire management; add $1053
2PU	- Two PowerUps w/wire management; add $1119
2VG	- Two Villa grommets w/wire management; add $1053
2VM	- Two Villa modules with USB w/ wire management; add $1317
2BP	- Two 4-port module w/wire management; add $1842

Includes vertical and horizontal wire management.

Ⓓ Select grommet/module color.
Refer to the **Product Color Options** page in this price list.

Ⓔ Select laminate color.
Refer to the **Product Color Options** page in this price list.

SPECIAL SERVICES

Special Carton Marking

With specially marked information	N/C

Shipping

Ships **knocked down, FOB Green Bay, WI 54302, freight prepaid.** Freight class 85.

Specifications and prices are subject to change without prior notice.

Serenade™ Gathering Tables

29" High (Standard Height)

Serenade™ Gathering Tables
29" High (Standard Height)

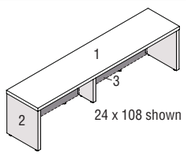

SEGSL

Rectangle Tables-24"D

- One-sided table
- 2" thick panel construction
- Laminate self edge
- Fixed base at 29" high
- Middle inset leg on 108", 120", and 144" tables
- One grommet/module available on 60", 72", 84" and 96" centered
- Two grommets/modules available on 108", 120" and 144", one centered on each half
- 8" high stringer or full modesty panel
- Up to 3 contrasting laminates available: top, legs, stringer/modesty
- All top sizes are one-piece construction

			MODEL NUMBER								
	Features	**A x B**	Basic Model	Modesty Panel	Grom./ Module Type	Grom./ Module Color	Top Lam. Color 1	Leg Lam. Color 2	Stringer/ Modesty Panel Lam. Color 3	Approx. Packaged Weight	Delivered Pricing	Full Modesty Panel Upcharge
	Contrast Laminate	24 x 60"	SEGS2460L/CL	☐☐	☐☐☐	☐☐☐	☐☐☐	☐☐☐	☐☐☐	189.0#	$ 2895	$ 330
	Contrast Laminate	24 x 72"	SEGS2472L/CL	☐☐	☐☐☐	☐☐☐	☐☐☐	☐☐☐	☐☐☐	215.0#	3158	428
	Contrast Laminate	24 x 84"	SEGS2484L/CL	☐☐	☐☐☐	☐☐☐	☐☐☐	☐☐☐	☐☐☐	240.0#	3552	527
	Contrast Laminate	24 x 96"	SEGS2496L/CL	☐☐	☐☐☐	☐☐☐	☐☐☐	☐☐☐	☐☐☐	267.0#	3685	559
	Contrast Laminate	24 x 108"	SEGS24108L/CL	☐☐	☐☐☐	☐☐☐	☐☐☐	☐☐☐	☐☐☐	309.0#	5131	658
	Contrast Laminate	24 x 120"	SEGS24120L/CL	☐☐	☐☐☐	☐☐☐	☐☐☐	☐☐☐	☐☐☐	335.0#	5264	658
	Contrast Laminate	24 x 144"	SEGS24144L/CL	☐☐	☐☐☐	☐☐☐	☐☐☐	☐☐☐	☐☐☐	385.0#	5658	790
				Ⓑ	Ⓒ	Ⓓ	Ⓔ	Ⓕ	Ⓖ			

HOW TO ORDER

Indicate the following information on order form:
1. Quantity of each item.
2. Model number, including options. See "How To Build a Model Number".
3. Any special service required.

Note: • The ☐ indicates that a choice is required.
- The absence of the ☐ indicates that no choice is required.
- Alpha-numeric characters in place of ☐ indicate that no other alternatives are available.

HOW TO BUILD A MODEL NUMBER

Ⓐ Select basic model.

Ⓑ Select modesty panel.
- **MP** - Full modesty panel
- **ST** - Stringer/half modesty panel

See pricing column for full modesty panel upcharge.
See pricing column for full modesty panel upcharge.

Ⓒ Select grommet or module type.
- **NNN** - No grommets or power
- **1PU** - One PowerUp w/wire management; add $725
- **1VG** - One Villa grommet w/wire management; add $658
- **1VM** - One Villa module with USB w/wire management; add $856
- **1BP** - One 4-port module w/wire management; add $1053
- **2PU** - Two PowerUps w/wire management; add $1119
- **2VG** - Two Villa grommets w/wire management; add $1053
- **2VM** - Two Villa modules with USB w/wire management; add $1317
- **2BP** - Two 4-port module w/wire management; add $1842

Includes vertical and horizontal wire management.

Ⓓ Select grommet/module color.
Refer to the **Product Color Options** page in this price list.

Ⓔ Select top laminate color 1.
Refer to the **Product Color Options** page in this price list.

Ⓕ Select leg laminate color 2.
Refer to the **Product Color Options** page in this price list.

Ⓖ Select stringer/modesty panel laminate color 3.
Refer to the **Product Color Options** page in this price list.

SPECIAL SERVICES

Special Carton Marking

With specially marked information	N/C

Shipping

Ships **knocked down, FOB Green Bay, WI 54302, freight prepaid.** Freight class 85.

Specifications and prices are subject to change without prior notice.

Serenade™ Gathering Tables
29" High (Standard Height)

Serenade™ Gathering Tables
29" High (Standard Height)

	MODEL	Features	A x B	MODEL NUMBER Basic Model	Modesty Panel	Grom./ Module Type	Grom./ Module Color	Laminate Color	Approx. Packaged Weight	Delivered Pricing	Full Modesty Panel Upcharge
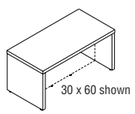 SEGSL	**Rectangle Tables-30"D** • Two-sided table • 2" thick panel construction • Laminate self edge • Fixed base at 29" high • Middle inset leg on 108", 120", and 144" tables • One grommet/module available on 60", 72", 84" and 96" centered • Two grommets/modules available on 108", 120" and 144", one centered on each half • 8" high stringer or full modesty panel • All top sizes are one-piece construction	Non-contrast Laminate	30 x 60"	SEGS3060L/NC	□□	□□□	□□□	□□□	224.0#	$ 3026	$ 330
		Non-contrast Laminate	30 x 72"	SEGS3072L/NC	□□	□□□	□□□	□□□	254.0#	3289	428
		Non-contrast Laminate	30 x 84"	SEGS3084L/NC	□□	□□□	□□□	□□□	283.0#	3816	527
		Non-contrast Laminate	30 x 96"	SEGS3096L/NC	□□	□□□	□□□	□□□	313.0#	3947	559
		Non-contrast Laminate	30 x 108"	SEGS30108L/NC	□□	□□□	□□□	□□□	368.0#	5395	658
		Non-contrast Laminate	30 x 120"	SEGS30120L/NC	□□	□□□	□□□	□□□	398.0#	5527	658
		Non-contrast Laminate	30 x 144"	SEGS30144L/NC	□□	□□□	□□□	□□□	455.0#	6054	790
				Ⓐ	Ⓑ	Ⓒ	Ⓓ	Ⓔ			

HOW TO ORDER

Indicate the following information on order form:
1. Quantity of each item.
2. Model number, including options. See "How To Build a Model Number".
3. Any special service required.

Note: • The □ indicates that a choice is required.
- The absence of the □ indicates that no choice is required.
- Alpha-numeric characters in place of □ indicate that no other alternatives are available.

HOW TO BUILD A MODEL NUMBER

Ⓐ Select basic model.

Ⓑ Select modesty panel.
- **MP** - Full modesty panel
- **ST** - Stringer/half modesty panel

See pricing column for full modesty panel upcharge.
See pricing column for full modesty panel upcharge.

Ⓒ Select grommet or module type.
- **NNN** - No grommets or power
- **1PU** - One PowerUp w/wire management; add $725
- **1VG** - One Villa grommet w/wire management; add $658
- **1VM** - One Villa module with USB w/wire management; add $856
- **1BP** - One 4-port module w/wire management; add $1053
- **2PU** - Two PowerUps w/wire management; add $1119
- **2VG** - Two Villa grommets w/wire management; add $1053
- **2VM** - Two Villa modules with USB w/ wire management; add $1317
- **2BP** - Two 4-port module w/wire management; add $1842

Includes vertical and horizontal wire management.

Ⓓ Select grommet/module color.
Refer to the **Product Color Options** page in this price list.

Ⓔ Select laminate color.
Refer to the **Product Color Options** page in this price list.

SPECIAL SERVICES

Special Carton Marking

With specially marked information	N/C

Shipping
Ships **knocked down, FOB Green Bay, WI 54302, freight prepaid.** Freight class 85.

Specifications and prices are subject to change without prior notice.

Serenade™ Gathering Tables

29" High (Standard Height)

Serenade™ Gathering Tables
29" High (Standard Height)

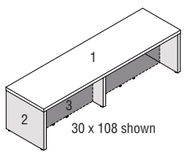

SEGSL

Rectangle Tables-30"D

- Two-sided table
- 2" thick panel construction
- Laminate self edge
- Middle inset leg on 108", 120", and 144" tables
- One grommet/module available on 60", 72", 84" and 96" centered
- Two grommets/modules available on 108", 120" and 144", one centered on each half
- 8" high stringer or full modesty panel
- Up to 3 contrasting laminates available: top, legs, stringer/modesty
- All top sizes are one-piece construction

			MODEL NUMBER									
	Features	**A x B**	Basic Model	Modesty Panel	Grom./ Module Type	Grom./ Module Color	Top Lam. Color 1	Leg Lam. Color 2	Stringer/ Modesty Panel Lam. Color 3	Approx. Packaged Weight	Delivered Pricing	Full Modesty Panel Upcharge
	Contrast Laminate	30 x 60"	SEGS3060L/CL	☐☐	☐☐☐	☐☐☐	☐☐☐	☐☐☐	☐☐☐	224.0#	$ 3026	$ 330
	Contrast Laminate	30 x 72"	SEGS3072L/CL	☐☐	☐☐☐	☐☐☐	☐☐☐	☐☐☐	☐☐☐	254.0#	3289	428
	Contrast Laminate	30 x 84"	SEGS3084L/CL	☐☐	☐☐☐	☐☐☐	☐☐☐	☐☐☐	☐☐☐	283.0#	3816	527
	Contrast Laminate	30 x 96"	SEGS3096L/CL	☐☐	☐☐☐	☐☐☐	☐☐☐	☐☐☐	☐☐☐	313.0#	3947	559
	Contrast Laminate	30 x 108"	SEGS30108L/CL	☐☐	☐☐☐	☐☐☐	☐☐☐	☐☐☐	☐☐☐	368.0#	5395	658
	Contrast Laminate	30 x 120"	SEGS30120L/CL	☐☐	☐☐☐	☐☐☐	☐☐☐	☐☐☐	☐☐☐	398.0#	5527	658
	Contrast Laminate	30 x 144"	SEGS30144L/CL	☐☐	☐☐☐	☐☐☐	☐☐☐	☐☐☐	☐☐☐	455.0#	6054	790
				Ⓑ	Ⓒ	Ⓓ	Ⓔ	Ⓕ	Ⓖ			

HOW TO ORDER

Indicate the following information on order form:
1. Quantity of each item.
2. Model number, including options. See "How To Build a Model Number".
3. Any special service required.

Note: • The ☐ indicates that a choice is required.
- The absence of the ☐ indicates that no choice is required.
- Alpha-numeric characters in place of ☐ indicate that no other alternatives are available.

HOW TO BUILD A MODEL NUMBER

Ⓐ Select basic model.

Ⓑ Select modesty panel.

MP	- Full modesty panel
ST	- Stringer/half modesty panel

See pricing column for full modesty panel upcharge.
See pricing column for full modesty panel upcharge.

Ⓒ Select grommet or module type.

NNN	- No grommets or power
1PU	- One PowerUp w/wire management; add $725
1VG	- One Villa grommet w/wire management; add $658
1VM	- One Villa module with USB w/wire management; add $856
1BP	- One 4-port module w/wire management; add $1053
2PU	- Two PowerUps w/wire management; add $1119
2VG	- Two Villa grommets w/wire management; add $1053
2VM	- Two Villa modules with USB w/ wire management; add $1317
2BP	- Two 4-port module w/wire management; add $1842

Includes vertical and horizontal wire management.

Ⓓ Select grommet/module color.
Refer to the **Product Color Options** page in this price list.

Ⓔ Select top laminate color 1.
Refer to the **Product Color Options** page in this price list.

Ⓕ Select leg laminate color 2.
Refer to the **Product Color Options** page in this price list.

Ⓖ Select stringer/modesty panel laminate color 3.
Refer to the **Product Color Options** page in this price list.

SPECIAL SERVICES

Special Carton Marking

With specially marked information	N/C

Shipping

Ships **knocked down, FOB Green Bay, WI 54302, freight prepaid.** Freight class 85.

Specifications and prices are subject to change without prior notice.

Serenade™ Gathering Tables
29" High (Standard Height)

Serenade™ Gathering Tables
29" High (Standard Height)

	MODEL	Features	A x B	MODEL NUMBER Basic Model	Modesty Panel	Grom./ Module Type	Grom./ Module Color	Laminate Color	Approx. Packaged Weight	Delivered Pricing	Full Modesty Panel Upcharge
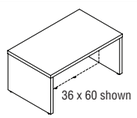 SEGSL	**Rectangle Tables-36"D** • Two-sided table • 2" thick panel construction • Laminate self edge • Fixed base at 29" high • Middle inset leg on 108", 120", and 144" tables • One grommet/module available on 60", 72", 84" and 96" centered • Two grommets/modules available on 108", 120" and 144", one centered on each half • 8" high stringer or full modesty panel • All top sizes are one-piece construction	Non-contrast Laminate	36 x 60"	SEGS3660L/NC	□□	□□□	□□□	□□□	264.0#	$ 3816	$ 330
		Non-contrast Laminate	36 x 72"	SEGS3672L/NC	□□	□□□	□□□	□□□	297.0#	4210	428
		Non-contrast Laminate	36 x 84"	SEGS3684L/NC	□□	□□□	□□□	□□□	331.0#	4869	527
		Non-contrast Laminate	36 x 96"	SEGS3696L/NC	□□	□□□	□□□	□□□	365.0#	5000	559
		Non-contrast Laminate	36 x 108"	SEGS36108L/NC	□□	□□□	□□□	□□□	422.0#	6975	658
		Non-contrast Laminate	36 x 120"	SEGS36120L/NC	□□	□□□	□□□	□□□	456.0#	7106	658
		Non-contrast Laminate	36 x 144"	SEGS36144L/NC	□□	□□□	□□□	□□□	521.0#	7633	790
				Ⓐ	Ⓑ	Ⓒ	Ⓓ	Ⓔ			

HOW TO ORDER

Indicate the following information on order form:
1. Quantity of each item.
2. Model number, including options. See "How To Build a Model Number".
3. Any special service required.

Note: • The □ indicates that a choice is required.
- The absence of the □ indicates that no choice is required.
- Alpha-numeric characters in place of □ indicate that no other alternatives are available.

HOW TO BUILD A MODEL NUMBER

Ⓐ Select basic model.

Ⓑ Select modesty panel.
- **MP** - Full modesty panel
- **ST** - Stringer/half modesty panel

See pricing column for full modesty panel upcharge.
See pricing column for full modesty panel upcharge.

Ⓒ Select grommet or module type.
- **NNN** - No grommets or power
- **1PU** - One PowerUp w/wire management; add $725
- **1VG** - One Villa grommet w/wire management; add $658
- **1VM** - One Villa module with USB w/wire management; add $856
- **1BP** - One 4-port module w/wire management; add $1053
- **2PU** - Two PowerUps w/wire management; add $1119
- **2VG** - Two Villa grommets w/wire management; add $1053
- **2VM** - Two Villa modules with USB w/ wire management; add $1317
- **2BP** - Two 4-port module w/wire management; add $1842

Includes vertical and horizontal wire management.

Ⓓ Select grommet/module color.
Refer to the **Product Color Options** page in this price list.

Ⓔ Select laminate color.
Refer to the **Product Color Options** page in this price list.

SPECIAL SERVICES

Special Carton Marking

With specially marked information	N/C

Shipping

Ships **knocked down, FOB Green Bay, WI 54302, freight prepaid.** Freight class 85.

Specifications and prices are subject to change without prior notice.

Serenade™ Gathering Tables

29" High (Standard Height)

Serenade™ Gathering Tables
29" High (Standard Height)

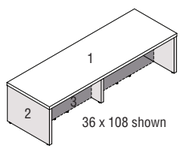

SEGSL

Rectangle Tables-36"D

- Two-sided table
- 2" thick panel construction
- Laminate self edge
- Fixed base at 29" high
- Middle inset leg on 108", 120", and 144" tables
- One grommet/module available on 60", 72", 84" and 96" centered
- Two grommets/modules available on 108", 120" and 144", one centered on each half
- 8" high stringer or full modesty panel
- Up to 3 contrasting laminates available: top, legs, stringer/modesty
- All top sizes are one-piece construction

		MODEL NUMBER									
Features	**A x B**	Basic Model	Modesty Panel	Grom./ Module Type	Grom./ Module Color	Top Lam. Color 1	Leg Lam. Color 2	Stringer/ Modesty Panel Lam. Color 3	Approx. Packaged Weight	Delivered Pricing	Full Modesty Panel Upcharge
			Ⓐ	Ⓑ	Ⓒ	Ⓓ	Ⓔ	Ⓕ	Ⓖ			
Contrast Laminate	36 x 60"	SEGS3660L/CL	☐☐	☐☐☐	☐☐☐	☐☐☐	☐☐☐	☐☐☐	264.0#	$ 3816	$ 330
Contrast Laminate	36 x 72"	SEGS3672L/CL	☐☐	☐☐☐	☐☐☐	☐☐☐	☐☐☐	☐☐☐	297.0#	4210	428
Contrast Laminate	36 x 84"	SEGS3684L/CL	☐☐	☐☐☐	☐☐☐	☐☐☐	☐☐☐	☐☐☐	331.0#	4869	527
Contrast Laminate	36 x 96"	SEGS3696L/CL	☐☐	☐☐☐	☐☐☐	☐☐☐	☐☐☐	☐☐☐	365.0#	5000	559
Contrast Laminate	36 x 108"	SEGS36108L/CL	☐☐	☐☐☐	☐☐☐	☐☐☐	☐☐☐	☐☐☐	422.0#	6975	658
Contrast Laminate	36 x 120"	SEGS36120L/CL	☐☐	☐☐☐	☐☐☐	☐☐☐	☐☐☐	☐☐☐	456.0#	7106	658
Contrast Laminate	36 x 144"	SEGS36144L/CL	☐☐	☐☐☐	☐☐☐	☐☐☐	☐☐☐	☐☐☐	521.0#	7633	790

HOW TO ORDER

Indicate the following information on order form:
1. Quantity of each item.
2. Model number, including options. See "How To Build a Model Number".
3. Any special service required.

Note: • The ☐ indicates that a choice is required.
- The absence of the ☐ indicates that no choice is required.
- Alpha-numeric characters in place of ☐ indicate that no other alternatives are available.

HOW TO BUILD A MODEL NUMBER

Ⓐ Select basic model.

Ⓑ Select modesty panel.
- **MP** - Full modesty panel
- **ST** - Stringer/half modesty panel

See pricing column for full modesty panel upcharge.
See pricing column for full modesty panel upcharge.

Ⓒ Select grommet or module type.
- **NNN** - No grommets or power
- **1PU** - One PowerUp w/wire management; add $725
- **1VG** - One Villa grommet w/wire management; add $658
- **1VM** - One Villa module with USB w/wire management; add $856
- **1BP** - One 4-port module w/wire management; add $1053
- **2PU** - Two PowerUps w/wire management; add $1119
- **2VG** - Two Villa grommets w/wire management; add $1053
- **2VM** - Two Villa modules with USB w/wire management; add $1317
- **2BP** - Two 4-port module w/wire management; add $1842

Includes vertical and horizontal wire management.

Ⓓ Select grommet/module color.
Refer to the **Product Color Options** page in this price list.

Ⓔ Select top laminate color 1.
Refer to the **Product Color Options** page in this price list.

Ⓕ Select leg laminate color 2.
Refer to the **Product Color Options** page in this price list.

Ⓖ Select stringer/modesty panel laminate color 3.
Refer to the **Product Color Options** page in this price list.

SPECIAL SERVICES

Special Carton Marking

With specially marked information	N/C

Shipping

Ships **knocked down, FOB Green Bay, WI 54302, freight prepaid.** Freight class 85.

Specifications and prices are subject to change without prior notice.

Serenade™ Gathering Tables
29" High (Standard Height)

Serenade™ Gathering Tables
29" High (Standard Height)

	MODEL	Features	A x B	MODEL NUMBER Basic Model	Modesty Panel	Grom./ Module Type	Grom./ Module Color	Laminate Color	Approx. Packaged Weight	Delivered Pricing	Full Modesty Panel Upcharge
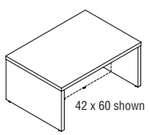 SEGSL	**Rectangle Tables-42"D** • Two-sided table • 2" thick panel construction • Laminate self edge • Fixed base at 29" high • Middle inset leg on 108", 120", and 144" tables • One grommet/module available on 60", 72", 84" and 96" centered • Two grommets/modules available on 108", 120" and 144", one centered on each half • 8" high stringer or full modesty panel • All top sizes are one-piece construction	Non-contrast Laminate	42 x 60"	SEGS4260L/NC	□□	□□□	□□□	□□□	302.0#	$ 4079	$ 330
		Non-contrast Laminate	42 x 72"	SEGS4272L/NC	□□	□□□	□□□	□□□	339.0#	4474	428
		Non-contrast Laminate	42 x 84"	SEGS4284L/NC	□□	□□□	□□□	□□□	376.0#	5264	527
		Non-contrast Laminate	42 x 96"	SEGS4296L/NC	□□	□□□	□□□	□□□	414.0#	5395	559
		Non-contrast Laminate	42 x 108"	SEGS42108L/NC	□□	□□□	□□□	□□□	475.0#	7369	658
		Non-contrast Laminate	42 x 120"	SEGS42120L/NC	□□	□□□	□□□	□□□	512.0#	7633	658
		Non-contrast Laminate	42 x 144"	SEGS42144L/NC	□□	□□□	□□□	□□□	585.0#	8159	790
					Ⓑ	Ⓒ	Ⓓ	Ⓔ			

HOW TO ORDER

Indicate the following information on order form:
1. Quantity of each item.
2. Model number, including options. See "How To Build a Model Number".
3. Any special service required.

Note: • The □ indicates that a choice is required.
- The absence of the □ indicates that no choice is required.
- Alpha-numeric characters in place of □ indicate that no other alternatives are available.

HOW TO BUILD A MODEL NUMBER

Ⓐ Select basic model.

Ⓑ Select modesty panel.
- **MP** - Full modesty panel
- **ST** - Stringer/half modesty panel

See pricing column for full modesty panel upcharge.
See pricing column for full modesty panel upcharge.

Ⓒ Select grommet or module type.
- **NNN** - No grommets or power
- **1PU** - One PowerUp w/wire management; add $725
- **1VG** - One Villa grommet w/wire management; add $658
- **1VM** - One Villa module with USB w/wire management; add $856
- **1BP** - One 4-port module w/wire management; add $1053
- **2PU** - Two PowerUps w/wire management; add $1119
- **2VG** - Two Villa grommets w/wire management; add $1053
- **2VM** - Two Villa modules with USB w/ wire management; add $1317
- **2BP** - Two 4-port module w/wire management; add $1842

Includes vertical and horizontal wire management.

Ⓓ Select grommet/module color.
Refer to the **Product Color Options** page in this price list.

Ⓔ Select laminate color.
Refer to the **Product Color Options** page in this price list.

SPECIAL SERVICES

Special Carton Marking

With specially marked information	N/C

Shipping
Ships **knocked down, FOB Green Bay, WI 54302, freight prepaid.** Freight class 85.

Specifications and prices are subject to change without prior notice.

Serenade™ Gathering Tables

29" High (Standard Height)

Serenade™ Gathering Tables
29" High (Standard Height)

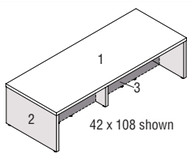

SEGSL

Rectangle Tables-42"D

- Two-sided table
- 2" thick panel construction
- Laminate self edge
- Fixed base at 29" high
- Middle inset leg on 108", 120", and 144" tables
- One grommet/module available on 60", 72", 84" and 96" centered
- Two grommets/modules available on 108", 120" and 144", one centered on each half
- 8" high stringer or full modesty panel
- Up to 3 contrasting laminates available: top, legs, stringer/modesty
- All top sizes are one-piece construction

	Features	A x B	MODEL NUMBER Basic Model	Modesty Panel	Grom./ Module Type	Grom./ Module Color	Top Lam. Color 1	Leg Lam. Color 2	Stringer/ Modesty Panel Lam. Color 3	Approx. Packaged Weight	Delivered Pricing	Full Modesty Panel Upcharge
	Contrast Laminate	42 x 60"	SEGS4260L/CL	□□	□□□	□□□	□□□	□□□	□□□	302.0#	$ 4079	$ 330
	Contrast Laminate	42 x 72"	SEGS4272L/CL	□□	□□□	□□□	□□□	□□□	□□□	339.0#	4474	428
	Contrast Laminate	42 x 84"	SEGS4284L/CL	□□	□□□	□□□	□□□	□□□	□□□	376.0#	5264	527
	Contrast Laminate	42 x 96"	SEGS4296L/CL	□□	□□□	□□□	□□□	□□□	□□□	414.0#	5395	559
	Contrast Laminate	42 x 108"	SEGS42108L/CL	□□	□□□	□□□	□□□	□□□	□□□	475.0#	7369	658
	Contrast Laminate	42 x 120"	SEGS42120L/CL	□□	□□□	□□□	□□□	□□□	□□□	512.0#	7633	658
	Contrast Laminate	42 x 144"	SEGS42144L/CL	□□	□□□	□□□	□□□	□□□	□□□	585.0#	8159	790
				Ⓑ	Ⓒ	Ⓓ	Ⓔ	Ⓕ	Ⓖ			

HOW TO ORDER

Indicate the following information on order form:
1. Quantity of each item.
2. Model number, including options. See "How To Build a Model Number".
3. Any special service required.

Note: • The □ indicates that a choice is required.
- The absence of the □ indicates that no choice is required.
- Alpha-numeric characters in place of □ indicate that no other alternatives are available.

HOW TO BUILD A MODEL NUMBER

Ⓐ Select basic model.

Ⓑ Select modesty panel.

MP	- Full modesty panel
ST	- Stringer/half modesty panel

See pricing column for full modesty panel upcharge.
See pricing column for full modesty panel upcharge.

Ⓒ Select grommet or module type.

NNN	- No grommets or power
1PU	- One PowerUp w/wire management; add $725
1VG	- One Villa grommet w/wire management; add $658
1VM	- One Villa module with USB w/wire management; add $856
1BP	- One 4-port module w/wire management; add $1053
2PU	- Two PowerUps w/wire management; add $1119
2VG	- Two Villa grommets w/wire management; add $1053
2VM	- Two Villa modules with USB w/wire management; add $1317
2BP	- Two 4-port module w/wire management; add $1842

Includes vertical and horizontal wire management.

Ⓓ Select grommet/module color.
Refer to the **Product Color Options** page in this price list.

Ⓔ Select top laminate color 1.
Refer to the **Product Color Options** page in this price list.

Ⓕ Select leg laminate color 2.
Refer to the **Product Color Options** page in this price list.

Ⓖ Select stringer/modesty panel laminate color 3.
Refer to the **Product Color Options** page in this price list.

SPECIAL SERVICES

Special Carton Marking

With specially marked information	N/C

Shipping

Ships **knocked down, FOB Green Bay, WI 54302, freight prepaid.** Freight class 85.

Specifications and prices are subject to change without prior notice.

Serenade™ Gathering Tables

29" High (Standard Height)

Serenade™ Gathering Tables
29" High (Standard Height)

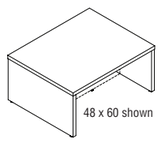

SEGSL

MODEL	Features	A x B	MODEL NUMBER Basic Model	Modesty Panel	Grom./ Module Type	Grom./ Module Color	Laminate Color	Approx. Packaged Weight	Delivered Pricing	Full Modesty Panel Upcharge
Rectangle Tables-48"D • Two-sided table • 2" thick panel construction • Laminate self edge • Fixed base at 29" high • Middle inset leg on 108", 120", and 144" tables • One grommet/module available on 60", 72", 84" and 96" centered • Two grommets/modules available on 108", 120" and 144", one centered on each half • 8" high stringer or full modesty panel • All top sizes are one-piece construction	Non-contrast Laminate	48 x 60"	SEGS4860L/NC	□□	□□□	□□□	□□□	339.0#	$ 4210	$ 330
	Non-contrast Laminate	48 x 72"	SEGS4872L/NC	□□	□□□	□□□	□□□	380.0#	4606	428
	Non-contrast Laminate	48 x 84"	SEGS4884L/NC	□□	□□□	□□□	□□□	421.0#	5527	527
	Non-contrast Laminate	48 x 96"	SEGS4896L/NC	□□	□□□	□□□	□□□	463.0#	5658	559
	Non-contrast Laminate	48 x 108"	SEGS48108L/NC	□□	□□□	□□□	□□□	528.0#	7501	658
	Non-contrast Laminate	48 x 120"	SEGS48120L/NC	□□	□□□	□□□	□□□	569.0#	7633	658
	Non-contrast Laminate	48 x 144"	SEGS48144L/NC	□□	□□□	□□□	□□□	650.0#	8290	790
				Ⓑ	Ⓒ	Ⓓ	Ⓔ			

HOW TO ORDER

Indicate the following information on order form:
1. Quantity of each item.
2. Model number, including options. See "How To Build a Model Number".
3. Any special service required.

Note: • The □ indicates that a choice is required.
- The absence of the □ indicates that no choice is required.
- Alpha-numeric characters in place of □ indicate that no other alternatives are available.

HOW TO BUILD A MODEL NUMBER

Ⓐ Select basic model.

Ⓑ Select modesty panel.

MP	- Full modesty panel
ST	- Stringer/half modesty panel

See pricing column for full modesty panel upcharge.
See pricing column for full modesty panel upcharge.

Ⓒ Select grommet or module type.

NNN	- No grommets or power
1PU	- One PowerUp w/wire management; add $725
1VG	- One Villa grommet w/wire management; add $658
1VM	- One Villa module with USB w/wire management; add $856
1BP	- One 4-port module w/wire management; add $1053
2PU	- Two PowerUps w/wire management; add $1119
2VG	- Two Villa grommets w/wire management; add $1053
2VM	- Two Villa modules with USB w/ wire management; add $1317
2BP	- Two 4-port module w/wire management; add $1842

Includes vertical and horizontal wire management.

Ⓓ Select grommet/module color.
Refer to the **Product Color Options** page in this price list.

Ⓔ Select laminate color.
Refer to the **Product Color Options** page in this price list.

SPECIAL SERVICES

Special Carton Marking

With specially marked information	N/C

Shipping

Ships **knocked down, FOB Green Bay, WI 54302, freight prepaid.** Freight class 85.

Specifications and prices are subject to change without prior notice.

Serenade™ Gathering Tables

29" High (Standard Height)

Serenade™ Gathering Tables
29" High (Standard Height)

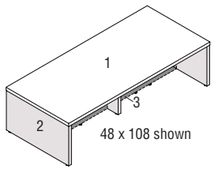

SEGSL

Rectangle Tables-48"D

- Two-sided table
- 2" thick panel construction
- Laminate self edge
- Fixed base at 29" high
- Middle inset leg on 108", 120", and 144" tables
- One grommet/module available on 60", 72", 84" and 96" centered
- Two grommets/modules available on 108", 120" and 144", one centered on each half
- 8" high stringer or full modesty panel
- Up to 3 contrasting laminates available: top, legs, stringer/modesty
- All top sizes are one-piece construction

			MODEL NUMBER								
	Features	**A x B**	Basic Model	Modesty Panel	Grom./ Module Type	Grom./ Module Color	Top Lam. Color 1	Leg Lam. Color 2	Stringer/ Modesty Panel Lam. Color 3	Approx. Packaged Weight	Delivered Pricing	Full Modesty Panel Upcharge
	Contrast Laminate	48 x 60"	SEGS4860L/CL	☐☐	☐☐☐	☐☐☐	☐☐☐	☐☐☐	☐☐☐	339.0#	$ 4210	$ 330
	Contrast Laminate	48 x 72"	SEGS4872L/CL	☐☐	☐☐☐	☐☐☐	☐☐☐	☐☐☐	☐☐☐	380.0#	4606	428
	Contrast Laminate	48 x 84"	SEGS4884L/CL	☐☐	☐☐☐	☐☐☐	☐☐☐	☐☐☐	☐☐☐	421.0#	5527	527
	Contrast Laminate	48 x 96"	SEGS4896L/CL	☐☐	☐☐☐	☐☐☐	☐☐☐	☐☐☐	☐☐☐	463.0#	5658	559
	Contrast Laminate	48 x 108"	SEGS48108L/CL	☐☐	☐☐☐	☐☐☐	☐☐☐	☐☐☐	☐☐☐	528.0#	7501	658
	Contrast Laminate	48 x 120"	SEGS48120L/CL	☐☐	☐☐☐	☐☐☐	☐☐☐	☐☐☐	☐☐☐	569.0#	7633	658
	Contrast Laminate	48 x 144"	SEGS48144L/CL	☐☐	☐☐☐	☐☐☐	☐☐☐	☐☐☐	☐☐☐	650.0#	8290	790

Serenade™ Gathering Tables

42" High (Cafe Height)

Serenade™ Gathering Tables
42" High (Cafe Height)

	Features	A x B	MODEL NUMBER Basic Model	Modesty Panel	Grom./ Module Type	Grom./ Module Color	Lam. Color	Foot Option	Foot Finish	Approx. Packaged Weight	Delivered Pricing	Full Modesty Panel Upcharge	Footrest Upcharge
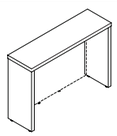	Non-contrast Lam.	18 x 60"	SEGH1860L/NC	☐☐	☐☐☐	☐☐☐	☐☐☐	☐☐☐	☐☐☐☐	196.0#	$ 3026	$ 527	$ 593
	Non-contrast Lam.	18 x 72"	SEGH1872L/NC	☐☐	☐☐☐	☐☐☐	☐☐☐	☐☐☐	☐☐☐☐	223.0#	3289	593	593
	Non-contrast Lam.	18 x 84"	SEGH1884L/NC	☐☐	☐☐☐	☐☐☐	☐☐☐	☐☐☐	☐☐☐☐	249.0#	3685	725	593
	Non-contrast Lam.	18 x 96"	SEGH1896L/NC	☐☐	☐☐☐	☐☐☐	☐☐☐	☐☐☐	☐☐☐☐	277.0#	3816	757	593
			Ⓐ	Ⓑ	Ⓒ	Ⓓ	Ⓔ	Ⓕ	Ⓖ				

SEGHL

Rectangle Tables-18"D

- One-sided table
- 2" thick panel construction
- Laminate self edge
- Fixed base at 42" high
- One grommet/module available on 60", 72", 84" and 96" centered
- 12" high stringer or full modesty panel
- All top sizes are one-piece construction
- Includes 1 footrest when specified

HOW TO ORDER

Indicate the following information on order form:
1. Quantity of each item.
2. Model number, including options. See "How To Build a Model Number".
3. Any special service required.

Note: • The ☐ indicates that a choice is required.
- The absence of the ☐ indicates that no choice is required.
- Alpha-numeric characters in place of ☐ indicate that no other alternatives are available.

HOW TO BUILD A MODEL NUMBER

Ⓐ Select basic model.

Ⓑ Select modesty panel.

MP	- Full modesty panel
ST	- Stringer/half modesty panel

See pricing column for full modesty panel upcharge.

Ⓒ Select grommet or module type.

NNN	- No grommets or power
1PU	- One PowerUp w/wire management; add $725
1VG	- One Villa grommet w/wire management; add $658
1VM	- One Villa module with USB w/wire management; add $856
1BP	- One 4-port module w/wire management; add $1053

Includes vertical and horizontal wire management.

Ⓓ Select grommet/module color.
Refer to the **Product Color Options** page in this price list.

Ⓔ Select laminate color.
Refer to the **Product Color Options** page in this price list.

Ⓕ Select footrest option

FTR	- Footrest
NFT	- No footrest

See pricing column for footrest upcharge.

Ⓖ Select footrest finish
Refer to the **Product Color Options** page in this price list.

SPECIAL SERVICES

Special Carton Marking

With specially marked information	N/C

Shipping

Ships **knocked down, FOB Green Bay, WI 54302, freight prepaid.** Freight class 85.

Specifications and prices are subject to change without prior notice.

Serenade™ Gathering Tables

42" High (Cafe Height)

Serenade™ Gathering Tables

42" High (Cafe Height)

	Features	A x B	MODEL NUMBER Basic Model	Modesty Panel	Grom./ Module Type	Grom./ Module Color	Top Lam. Color 1	Leg Lam. Color 2	Stringer/ Modesty Panel Lam. Color 3	Foot Option	Foot Finish	Approx. Packaged Weight	Delivered Pricing	Full Modesty Panel Upcharge	Footrest Upcharge
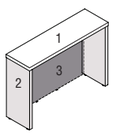	Contrast Laminate	18 x 60"	SEGH1860L/CL	□□	□□□	□□□	□□□	□□□	□□□	□□□	□□□□	196.0#	$ 3026	$ 527	$ 593
	Contrast Laminate	18 x 72"	SEGH1872L/CL	□□	□□□	□□□	□□□	□□□	□□□	□□□	□□□□	223.0#	3289	593	593
	Contrast Laminate	18 x 84"	SEGH1884L/CL	□□	□□□	□□□	□□□	□□□	□□□	□□□	□□□□	249.0#	3685	725	593
	Contrast Laminate	18 x 96"	SEGH1896L/CL	□□	□□□	□□□	□□□	□□□	□□□	□□□	□□□□	277.0#	3816	757	593
			Ⓐ	Ⓑ	Ⓒ	Ⓓ	Ⓔ	Ⓕ	Ⓖ	Ⓗ	Ⓘ				

SEGHL

Rectangle Tables-18"D

- One-sided table
- 2" thick panel construction
- Laminate self edge
- Fixed base at 42" high
- One grommet/module available on 60", 72", 84" and 96" centered
- 12" high stringer or full modesty panel
- Up to 3 contrasting laminates available: top, legs, stringer/modesty
- All top sizes are one-piece construction
- Includes 1 footrest when specified

HOW TO ORDER

Indicate the following information on order form:
1. Quantity of each item.
2. Model number, including options. See "How To Build a Model Number".
3. Any special service required.

Note: • The □ indicates that a choice is required.
- The absence of the □ indicates that no choice is required.
- Alpha-numeric characters in place of □ indicate that no other alternatives are available.

HOW TO BUILD A MODEL NUMBER

Ⓐ Select basic model.

Ⓑ Select modesty panel.

MP	- Full modesty panel
ST	- Stringer/half modesty panel

See pricing column for full modesty panel upcharge.

Ⓒ Select grommet or module type.

NNN	- No grommets or power
1PU	- One PowerUp w/wire management; add $725
1VG	- One Villa grommet w/wire management; add $658
1VM	- One Villa module with USB w/wire management; add $856
1BP	- One 4-port module w/wire management; add $1053

Includes vertical and horizontal wire management.

Ⓓ Select grommet/module color.
Refer to the **Product Color Options** page in this price list.

Ⓔ Select top laminate color 1.
Refer to the **Product Color Options** page in this price list.

Ⓕ Select leg laminate color 2.
Refer to the **Product Color Options** page in this price list.

Ⓖ Select stringer/modesty panel laminate color 3.
Refer to the **Product Color Options** page in this price list.

Ⓗ Select footrest option

FTR	- Footrest
NFT	- No footrest

See pricing column for footrest upcharge.

Ⓘ Select footrest finish
Refer to the **Product Color Options** page in this price list.

SPECIAL SERVICES

Special Carton Marking

With specially marked information	N/C

Shipping

Ships **knocked down, FOB Green Bay, WI 54302, freight prepaid.** Freight class 85.

Specifications and prices are subject to change without prior notice.

Serenade™ Gathering Tables

42" High (Cafe Height)

Serenade™ Gathering Tables
42" High (Cafe Height)

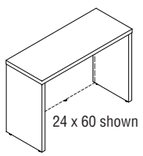

SEGHL

Rectangle Tables-24"D

- One-sided table
- 2" thick panel construction
- Laminate self edge
- Fixed base at 42" high
- Middle inset leg on 108", 120", and 144" tables
- One grommet/module available on 60", 72", 84" and 96" centered
- Two grommets/modules available on 108", 120" and 144", one centered on each half
- 12" high stringer or full modesty panel
- All top sizes are one-piece construction
- Includes 1 footrest when specified

	Features	A x B	MODEL NUMBER Basic Model	Modesty Panel	Grom./ Module Type	Grom./ Module Color	Lam. Color	Foot Option	Foot Finish	Approx. Packaged Weight	Delivered Pricing	Full Modesty Panel Upcharge	Footrest Upcharge
	Non-contrast Lam.	24 x 60"	SEGH2460L/NC	□□	□□□	□□□	□□□	□□□	□□□□	242.0#	$ 3158	$ 527	$ 593
	Non-contrast Lam.	24 x 72"	SEGH2472L/NC	□□	□□□	□□□	□□□	□□□	□□□□	273.0#	3421	593	593
	Non-contrast Lam.	24 x 84"	SEGH2484L/NC	□□	□□□	□□□	□□□	□□□	□□□□	302.0#	3816	725	593
	Non-contrast Lam.	24 x 96"	SEGH2496L/NC	□□	□□□	□□□	□□□	□□□	□□□□	335.0#	3947	757	593
	Non-contrast Lam.	24 x 108"	SEGH24108L/NC	□□	□□□	□□□	□□□	□□□	□□□□	391.0#	5395	988	1778
	Non-contrast Lam.	24 x 120"	SEGH24120L/NC	□□	□□□	□□□	□□□	□□□	□□□□	422.0#	5527	1020	1778
	Non-contrast Lam.	24 x 144"	SEGH24144L/NC	□□	□□□	□□□	□□□	□□□	□□□□	481.0#	5921	1152	1778
				Ⓑ	Ⓒ	Ⓓ	Ⓔ	Ⓕ	Ⓖ				

HOW TO ORDER

Indicate the following information on order form:
1. Quantity of each item.
2. Model number, including options. See "How To Build a Model Number".
3. Any special service required.

Note: • The □ indicates that a choice is required.
- The absence of the □ indicates that no choice is required.
- Alpha-numeric characters in place of □ indicate that no other alternatives are available.

HOW TO BUILD A MODEL NUMBER

Ⓐ Select basic model.

Ⓑ Select modesty panel.

MP	- Full modesty panel
ST	- Stringer/half modesty panel

See pricing column for full modesty panel upcharge.

Ⓒ Select grommet or module type.

NNN	- No grommets or power
1PU	- One PowerUp w/wire management; add $725
1VG	- One Villa grommet w/wire management; add $658
1VM	- One Villa module with USB w/wire management; add $856
1BP	- One 4-port module w/wire management; add $1053
2PU	- Two PowerUps w/wire management; add $1119
2VG	- Two Villa grommets w/wire management; add $1053
2VM	- Two Villa modules with USB w/wire management; add $1317
2BP	- Two 4-port module w/wire management; add $1842

Includes vertical and horizontal wire management.

Ⓓ Select grommet/module color.
Refer to the **Product Color Options** page in this price list.

Ⓔ Select laminate color.
Refer to the **Product Color Options** page in this price list.

Ⓕ Select footrest option

FTR	- Footrest
NFT	- No footrest

See pricing column for footrest upcharge.

Ⓖ Select footrest finish
Refer to the **Product Color Options** page in this price list.

SPECIAL SERVICES

Special Carton Marking

With specially marked information	N/C

Shipping

Ships **knocked down, FOB Green Bay, WI 54302, freight prepaid.** Freight class 85.

Specifications and prices are subject to change without prior notice.

Serenade™ Gathering Tables

42" High (Cafe Height)

Serenade™ Gathering Tables

42" High (Cafe Height)

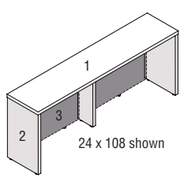

SEGHL

Rectangle Tables-24"D

- One-sided table
- 2" thick panel construction
- Laminate self edge
- Fixed base at 42" high
- Middle inset leg on 108", 120", and 144" tables
- One grommet/module available on 60", 72", 84" and 96" centered
- Two grommets/modules available on 108", 120" and 144", one centered on each half
- 12" high stringer or full modesty panel
- Up to 3 contrasting laminates available: top, legs, stringer/modesty
- All top sizes are one-piece construction
- Includes 1 footrest when specified

			MODEL NUMBER												
	Features	**A x B**	Basic Model	Modesty Panel	Grom./ Module Type	Grom./ Module Color	Top Lam. Color 1	Leg Lam. Color 2	Stringer/ Modesty Panel Lam. Color 3	Foot Option	Foot Finish	Approx. Packaged Weight	Delivered Pricing	Full Modesty Panel Upcharge	Footrest Upcharge
	Contrast Laminate	24 x 60"	SEGH2460L/CL	☐☐	☐☐☐	☐☐☐	☐☐☐	☐☐☐	☐☐☐	☐☐☐	☐☐☐☐	242.0#	$ 3158	$ 527	$ 593
	Contrast Laminate	24 x 72"	SEGH2472L/CL	☐☐	☐☐☐	☐☐☐	☐☐☐	☐☐☐	☐☐☐	☐☐☐	☐☐☐☐	273.0#	3421	593	593
	Contrast Laminate	24 x 84"	SEGH2484L/CL	☐☐	☐☐☐	☐☐☐	☐☐☐	☐☐☐	☐☐☐	☐☐☐	☐☐☐☐	302.0#	3816	725	593
	Contrast Laminate	24 x 96"	SEGH2496L/CL	☐☐	☐☐☐	☐☐☐	☐☐☐	☐☐☐	☐☐☐	☐☐☐	☐☐☐☐	335.0#	3947	757	593
	Contrast Laminate	24 x 108"	SEGH24108L/CL	☐☐	☐☐☐	☐☐☐	☐☐☐	☐☐☐	☐☐☐	☐☐☐	☐☐☐☐	391.0#	5395	988	1778
	Contrast Laminate	24 x 120"	SEGH24120L/CL	☐☐	☐☐☐	☐☐☐	☐☐☐	☐☐☐	☐☐☐	☐☐☐	☐☐☐☐	422.0#	5527	1020	1778
	Contrast Laminate	24 x 144"	SEGH24144L/CL	☐☐	☐☐☐	☐☐☐	☐☐☐	☐☐☐	☐☐☐	☐☐☐	☐☐☐☐	481.0#	5921	1152	1778

Serenade™ Gathering Tables

42" High (Cafe Height)

Serenade™ Gathering Tables
42" High (Cafe Height)

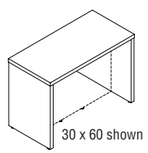

SEGHL

Rectangle Tables-30"D

- Two-sided table
- 2" thick panel construction
- Laminate self edge
- Fixed base at 42" high
- Middle inset leg on 108", 120", and 144" tables
- One grommet/module available on 60", 72", 84" and 96" centered
- Two grommets/modules available on 108", 120" and 144", one centered on each half
- 12" high stringer or full modesty panel
- All top sizes are one-piece construction
- Includes 2 footrests when specified

	Features	A x B	MODEL NUMBER Basic Model	Modesty Panel	Grom./ Module Type	Grom./ Module Color	Lam. Color	Foot Option	Foot Finish	Approx. Packaged Weight	Delivered Pricing	Full Modesty Panel Upcharge	Footrest Upcharge
	Non-contrast Lam.	30 x 60"	SEGH3060L/NC	□□	□□□	□□□	□□□	□□□	□□□□	285.0#	$ 3289	$ 527	$ 1251
	Non-contrast Lam.	30 x 72"	SEGH3072L/NC	□□	□□□	□□□	□□□	□□□	□□□□	320.0#	3552	593	1251
	Non-contrast Lam.	30 x 84"	SEGH3084L/NC	□□	□□□	□□□	□□□	□□□	□□□□	353.0#	4079	725	1251
	Non-contrast Lam.	30 x 96"	SEGH3096L/NC	□□	□□□	□□□	□□□	□□□	□□□□	389.0#	4210	757	1251
	Non-contrast Lam.	30 x 108"	SEGH30108L/NC	□□	□□□	□□□	□□□	□□□	□□□□	457.0#	5658	988	3290
	Non-contrast Lam.	30 x 120"	SEGH30120L/NC	□□	□□□	□□□	□□□	□□□	□□□□	493.0#	5790	1020	3290
	Non-contrast Lam.	30 x 144"	SEGH30144L/NC	□□	□□□	□□□	□□□	□□□	□□□□	559.0#	6317	1152	3290
				Ⓑ	Ⓒ	Ⓓ	Ⓔ	Ⓕ	Ⓖ				

HOW TO ORDER

Indicate the following information on order form:
1. Quantity of each item.
2. Model number, including options. See "How To Build a Model Number".
3. Any special service required.

Note: • The □ indicates that a choice is required.
- The absence of the □ indicates that no choice is required.
- Alpha-numeric characters in place of □ indicate that no other alternatives are available.

HOW TO BUILD A MODEL NUMBER

Ⓐ Select basic model.

Ⓑ Select modesty panel.

MP	- Full modesty panel
ST	- Stringer/half modesty panel

See pricing column for full modesty panel upcharge.

Ⓒ Select grommet or module type.

NNN	- No grommets or power
1PU	- One PowerUp w/wire management; add $725
1VG	- One Villa grommet w/wire management; add $658
1VM	- One Villa module with USB w/wire management; add $856
1BP	- One 4-port module w/wire management; add $1053
2PU	- Two PowerUps w/wire management; add $1119
2VG	- Two Villa grommets w/wire management; add $1053
2VM	- Two Villa modules with USB w/wire management; add $1317
2BP	- Two 4-port module w/wire management; add $1842

Includes vertical and horizontal wire management.

Ⓓ Select grommet/module color.
Refer to the **Product Color Options** page in this price list.

Ⓔ Select laminate color.
Refer to the **Product Color Options** page in this price list.

Ⓕ Select footrest option

FTR	- Footrest
NFT	- No footrest

See pricing column for footrest upcharge.

Ⓖ Select footrest finish
Refer to the **Product Color Options** page in this price list.

SPECIAL SERVICES

Special Carton Marking

With specially marked information N/C

Shipping

Ships **knocked down, FOB Green Bay, WI 54302, freight prepaid.** Freight class 85.

Specifications and prices are subject to change without prior notice.

Serenade™ Gathering Tables

42" High (Cafe Height)

Serenade™ Gathering Tables

42" High (Cafe Height)

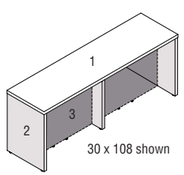

SEGHL

Rectangle Tables-30"D

- Two-sided table
- 2" thick panel construction
- Laminate self edge
- Fixed base at 42" high
- Middle inset leg on 108", 120", and 144" tables
- One grommet/module available on 60", 72", 84" and 96" centered
- Two grommets/modules available on 108", 120" and 144", one centered on each half
- 12" high stringer or full modesty panel
- Up to 3 contrasting laminates available: top, legs, stringer/modesty
- All top sizes are one-piece construction
- Includes 2 footrests when specified

			MODEL NUMBER																
	Features	**A x B**	Basic Model	Modesty Panel	Grom./ Module Type	Grom./ Module Color	Top Lam. Color 1	Leg Lam. Color 2	Stringer/ Modesty Panel Lam. Color 3	Foot Option	Foot Finish	Approx. Packaged Weight	Delivered Pricing	Full Modesty Panel Upcharge	Footrest Upcharge
	Contrast Laminate	30 x 60"	SEGH3060L/CL	☐☐	☐☐☐	☐☐☐	☐☐☐	☐☐☐	☐☐☐	☐☐☐	☐☐☐☐	285.0#	$ 3289	$ 527	$ 1251
	Contrast Laminate	30 x 72"	SEGH3072L/CL	☐☐	☐☐☐	☐☐☐	☐☐☐	☐☐☐	☐☐☐	☐☐☐	☐☐☐☐	320.0#	3552	593	1251
	Contrast Laminate	30 x 84"	SEGH3084L/CL	☐☐	☐☐☐	☐☐☐	☐☐☐	☐☐☐	☐☐☐	☐☐☐	☐☐☐☐	353.0#	4079	725	1251
	Contrast Laminate	30 x 96"	SEGH3096L/CL	☐☐	☐☐☐	☐☐☐	☐☐☐	☐☐☐	☐☐☐	☐☐☐	☐☐☐☐	389.0#	4210	757	1251
	Contrast Laminate	30 x 108"	SEGH30108L/CL	☐☐	☐☐☐	☐☐☐	☐☐☐	☐☐☐	☐☐☐	☐☐☐	☐☐☐☐	457.0#	5658	988	3290
	Contrast Laminate	30 x 120"	SEGH30120L/CL	☐☐	☐☐☐	☐☐☐	☐☐☐	☐☐☐	☐☐☐	☐☐☐	☐☐☐☐	493.0#	5790	1020	3290
	Contrast Laminate	30 x 144"	SEGH30144L/CL	☐☐	☐☐☐	☐☐☐	☐☐☐	☐☐☐	☐☐☐	☐☐☐	☐☐☐☐	559.0#	6317	1152	3290

Serenade™ Gathering Tables

42" High (Cafe Height)

Serenade™ Gathering Tables
42" High (Cafe Height)

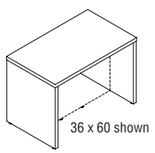

SEGHL

Rectangle Tables-36"D

- Two-sided table
- 2" thick panel construction
- Laminate self edge
- Fixed base at 42" high
- Middle inset leg on 108", 120", and 144" tables
- One grommet/module available on 60", 72", 84" and 96" centered
- Two grommets/modules available on 108", 120" and 144", one centered on each half
- 12" high stringer or full modesty panel
- All top sizes are one-piece construction
- Includes 2 footrests when specified

			MODEL NUMBER									
	Features	**A x B**	Basic Model	Modesty Panel	Grom./ Module Type	Grom./ Module Color	Lam. Color	Foot Option	Foot Finish	Approx. Packaged Weight	Delivered Pricing	Full Modesty Panel Upcharge	Footrest Upcharge
			Ⓐ	Ⓑ	Ⓒ	Ⓓ	Ⓔ	Ⓕ	Ⓖ				
	Non-contrast Lam.	36 x 60"	SEGH3660L/NC	□□	□□□	□□□	□□□	□□□	□□□□	335.0#	$ 4079	$ 527	$ 1251
	Non-contrast Lam.	36 x 72"	SEGH3672L/NC	□□	□□□	□□□	□□□	□□□	□□□□	373.0#	4474	593	1251
	Non-contrast Lam.	36 x 84"	SEGH3684L/NC	□□	□□□	□□□	□□□	□□□	□□□□	411.0#	5131	725	1251
	Non-contrast Lam.	36 x 96"	SEGH3696L/NC	□□	□□□	□□□	□□□	□□□	□□□□	451.0#	5264	757	1251
	Non-contrast Lam.	36 x 108"	SEGH36108L/NC	□□	□□□	□□□	□□□	□□□	□□□□	521.0#	7369	988	3290
	Non-contrast Lam.	36 x 120"	SEGH36120L/NC	□□	□□□	□□□	□□□	□□□	□□□□	561.0#	7501	1020	3290
	Non-contrast Lam.	36 x 144"	SEGH36144L/NC	□□	□□□	□□□	□□□	□□□	□□□□	635.0#	7896	1152	3290

HOW TO ORDER

Indicate the following information on order form:
1. Quantity of each item.
2. Model number, including options. See "How To Build a Model Number".
3. Any special service required.

Note: • The □ indicates that a choice is required.
- The absence of the □ indicates that no choice is required.
- Alpha-numeric characters in place of □ indicate that no other alternatives are available.

HOW TO BUILD A MODEL NUMBER

Ⓐ Select basic model.

Ⓑ Select modesty panel.

MP	- Full modesty panel
ST	- Stringer/half modesty panel

See pricing column for full modesty panel upcharge.

Ⓒ Select grommet or module type.

NNN	- No grommets or power
1PU	- One PowerUp w/wire management; add $725
1VG	- One Villa grommet w/wire management; add $658
1VM	- One Villa module with USB w/wire management; add $856
1BP	- One 4-port module w/wire management; add $1053
2PU	- Two PowerUps w/wire management; add $1119
2VG	- Two Villa grommets w/wire management; add $1053
2VM	- Two Villa modules with USB w/wire management; add $1317
2BP	- Two 4-port module w/wire management; add $1842

Includes vertical and horizontal wire management.

Ⓓ Select grommet/module color.
Refer to the **Product Color Options** page in this price list.

Ⓔ Select laminate color.
Refer to the **Product Color Options** page in this price list.

Ⓕ Select footrest option

FTR	- Footrest
NFT	- No footrest

See pricing column for footrest upcharge.

Ⓖ Select footrest finish
Refer to the **Product Color Options** page in this price list.

SPECIAL SERVICES

Special Carton Marking

With specially marked information	N/C

Shipping

Ships **knocked down, FOB Green Bay, WI 54302, freight prepaid.** Freight class 85.

Specifications and prices are subject to change without prior notice.

Serenade™ Gathering Tables

42" High (Cafe Height)

Serenade™ Gathering Tables
42" High (Cafe Height)

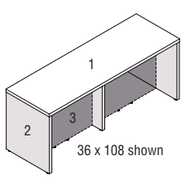

SEGHL

Rectangle Tables-36"D

- Two-sided table
- 2" thick panel construction
- Laminate self edge
- Fixed base at 42" high
- Middle inset leg on 108", 120", and 144" tables
- One grommet/module available on 60", 72", 84" and 96" centered
- Two grommets/modules available on 108", 120" and 144", one centered on each half
- 12" high stringer or full modesty panel
- Up to 3 contrasting laminates available: top, legs, stringer/modesty
- All top sizes are one-piece construction
- Includes 2 footrests when specified

			MODEL NUMBER												
	Features	**A x B**	Basic Model	Modesty Panel	Grom./ Module Type	Grom./ Module Color	Top Lam. Color 1	Leg Lam. Color 2	Stringer/ Modesty Panel Lam. Color 3	Foot Option	Foot Finish	Approx. Packaged Weight	Delivered Pricing	Full Modesty Panel Upcharge	Footrest Upcharge
	Contrast Laminate	36 x 60"	SEGH3660L/CL	☐☐	☐☐☐	☐☐☐	☐☐☐	☐☐☐	☐☐☐	☐☐☐	☐☐☐☐	335.0#	$ 4079	$ 527	$ 1251
	Contrast Laminate	36 x 72"	SEGH3672L/CL	☐☐	☐☐☐	☐☐☐	☐☐☐	☐☐☐	☐☐☐	☐☐☐	☐☐☐☐	373.0#	4474	593	1251
	Contrast Laminate	36 x 84"	SEGH3684L/CL	☐☐	☐☐☐	☐☐☐	☐☐☐	☐☐☐	☐☐☐	☐☐☐	☐☐☐☐	411.0#	5131	725	1251
	Contrast Laminate	36 x 96"	SEGH3696L/CL	☐☐	☐☐☐	☐☐☐	☐☐☐	☐☐☐	☐☐☐	☐☐☐	☐☐☐☐	451.0#	5264	757	1251
	Contrast Laminate	36 x 108"	SEGH36108L/CL	☐☐	☐☐☐	☐☐☐	☐☐☐	☐☐☐	☐☐☐	☐☐☐	☐☐☐☐	521.0#	7369	988	3290
	Contrast Laminate	36 x 120"	SEGH36120L/CL	☐☐	☐☐☐	☐☐☐	☐☐☐	☐☐☐	☐☐☐	☐☐☐	☐☐☐☐	561.0#	7501	1020	3290
	Contrast Laminate	36 x 144"	SEGH36144L/CL	☐☐	☐☐☐	☐☐☐	☐☐☐	☐☐☐	☐☐☐	☐☐☐	☐☐☐☐	635.0#	7896	1152	3290

Serenade™ Gathering Tables

42" High (Cafe Height)

Serenade™ Gathering Tables
42" High (Cafe Height)

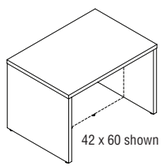

SEGHL

Rectangle Tables-42"D

- Two-sided table
- 2" thick panel construction
- Laminate self edge
- Fixed base at 42" high
- Middle inset leg on 108", 120", and 144" tables
- One grommet/module available on 60", 72", 84" and 96" centered
- Two grommets/modules available on 108", 120" and 144", one centered on each half
- 12" high stringer or full modesty panel
- All top sizes are one-piece construction
- Includes 2 footrests when specified

	Features	A x B	MODEL NUMBER Basic Model	Modesty Panel	Grom./ Module Type	Grom./ Module Color	Lam. Color	Foot Option	Foot Finish	Approx. Packaged Weight	Delivered Pricing	Full Modesty Panel Upcharge	Footrest Upcharge
	Non-contrast Lam.	42 x 60"	SEGH4260L/NC	□□	□□□	□□□	□□□	□□□	□□□□	381.0#	$ 4342	$ 527	$ 1251
	Non-contrast Lam.	42 x 72"	SEGH4272L/NC	□□	□□□	□□□	□□□	□□□	□□□□	423.0#	4737	593	1251
	Non-contrast Lam.	42 x 84"	SEGH4284L/NC	□□	□□□	□□□	□□□	□□□	□□□□	464.0#	5527	725	1251
	Non-contrast Lam.	42 x 96"	SEGH4296L/NC	□□	□□□	□□□	□□□	□□□	□□□□	508.0#	5658	757	1251
	Non-contrast Lam.	42 x 108"	SEGH42108L/NC	□□	□□□	□□□	□□□	□□□	□□□□	582.0#	7896	988	3290
	Non-contrast Lam.	42 x 120"	SEGH42120L/NC	□□	□□□	□□□	□□□	□□□	□□□□	625.0#	8290	1020	3290
	Non-contrast Lam.	42 x 144"	SEGH42144L/NC	□□	□□□	□□□	□□□	□□□	□□□□	707.0#	8817	1152	3290
				Ⓑ	Ⓒ	Ⓓ	Ⓔ	Ⓕ	Ⓖ				

HOW TO ORDER

Indicate the following information on order form:
1. Quantity of each item.
2. Model number, including options. See "How To Build a Model Number".
3. Any special service required.

Note: • The □ indicates that a choice is required.
- The absence of the □ indicates that no choice is required.
- Alpha-numeric characters in place of □ indicate that no other alternatives are available.

HOW TO BUILD A MODEL NUMBER

Ⓐ Select basic model.

Ⓑ Select modesty panel.

MP	- Full modesty panel
ST	- Stringer/half modesty panel

See pricing column for full modesty panel upcharge.

Ⓒ Select grommet or module type.

NNN	- No grommets or power
1PU	- One PowerUp w/wire management; add $725
1VG	- One Villa grommet w/wire management; add $658
1VM	- One Villa module with USB w/wire management; add $856
1BP	- One 4-port module w/wire management; add $1053
2PU	- Two PowerUps w/wire management; add $1119
2VG	- Two Villa grommets w/wire management; add $1053
2VM	- Two Villa modules with USB w/wire management; add $1317
2BP	- Two 4-port module w/wire management; add $1842

Includes vertical and horizontal wire management.

Ⓓ Select grommet/module color.
Refer to the **Product Color Options** page in this price list.

Ⓔ Select laminate color.
Refer to the **Product Color Options** page in this price list.

Ⓕ Select footrest option

FTR	- Footrest
NFT	- No footrest

See pricing column for footrest upcharge.

Ⓖ Select footrest finish
Refer to the **Product Color Options** page in this price list.

SPECIAL SERVICES

Special Carton Marking

With specially marked information	N/C

Shipping

Ships **knocked down, FOB Green Bay, WI 54302, freight prepaid.** Freight class 85.

Specifications and prices are subject to change without prior notice.

Serenade™ Gathering Tables

42" High (Cafe Height)

Serenade™ Gathering Tables
42" High (Cafe Height)

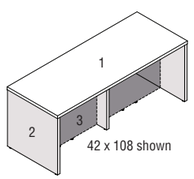

SEGHL

Rectangle Tables-42"D

- Two-sided table
- 2" thick panel construction
- Laminate self edge
- Fixed base at 42" high
- Middle inset leg on 108", 120", and 144" tables
- One grommet/module available on 60", 72", 84" and 96" centered
- Two grommets/modules available on 108", 120" and 144", one centered on each half
- 12" high stringer or full modesty panel
- Up to 3 contrasting laminates available: top, legs, stringer/modesty
- All top sizes are one-piece construction
- Includes 2 footrests when specified

			MODEL NUMBER														
	Features	**A x B**	Basic Model	Modesty Panel	Grom./ Module Type	Grom./ Module Color	Top Lam. Color 1	Leg Lam. Color 2	Stringer/ Modesty Panel Lam. Color 3	Foot Option	Foot Finish	Approx. Packaged Weight	Delivered Pricing	Full Modesty Panel Upcharge	Footrest Upcharge
	Contrast Laminate	42 x 60"	SEGH4260L/CL	☐☐	☐☐☐	☐☐☐	☐☐☐	☐☐☐	☐☐☐	☐☐☐	☐☐☐☐	381.0#	$ 4342	$ 527	$ 1251
	Contrast Laminate	42 x 72"	SEGH4272L/CL	☐☐	☐☐☐	☐☐☐	☐☐☐	☐☐☐	☐☐☐	☐☐☐	☐☐☐☐	423.0#	4737	593	1251
	Contrast Laminate	42 x 84"	SEGH4284L/CL	☐☐	☐☐☐	☐☐☐	☐☐☐	☐☐☐	☐☐☐	☐☐☐	☐☐☐☐	464.0#	5527	725	1251
	Contrast Laminate	42 x 96"	SEGH4296L/CL	☐☐	☐☐☐	☐☐☐	☐☐☐	☐☐☐	☐☐☐	☐☐☐	☐☐☐☐	508.0#	5658	757	1251
	Contrast Laminate	42 x 108"	SEGH42108L/CL	☐☐	☐☐☐	☐☐☐	☐☐☐	☐☐☐	☐☐☐	☐☐☐	☐☐☐☐	582.0#	7896	988	3290
	Contrast Laminate	42 x 120"	SEGH42120L/CL	☐☐	☐☐☐	☐☐☐	☐☐☐	☐☐☐	☐☐☐	☐☐☐	☐☐☐☐	625.0#	8290	1020	3290
	Contrast Laminate	42 x 144"	SEGH42144L/CL	☐☐	☐☐☐	☐☐☐	☐☐☐	☐☐☐	☐☐☐	☐☐☐	☐☐☐☐	707.0#	8817	1152	3290
				Ⓑ	Ⓒ	Ⓓ	Ⓔ	Ⓕ	Ⓖ	Ⓗ	Ⓘ				

HOW TO ORDER

Indicate the following information on order form:
1. Quantity of each item.
2. Model number, including options. See "How To Build a Model Number".
3. Any special service required.

Note: • The ☐ indicates that a choice is required.
- The absence of the ☐ indicates that no choice is required.
- Alpha-numeric characters in place of ☐ indicate that no other alternatives are available.

HOW TO BUILD A MODEL NUMBER

Ⓐ Select basic model.

Ⓑ Select modesty panel.
- **MP** - Full modesty panel
- **ST** - Stringer/half modesty panel

See pricing column for full modesty panel upcharge.

Ⓒ Select grommet or module type.
- **NNN** - No grommets or power
- **1PU** - One PowerUp w/wire management; add $725
- **1VG** - One Villa grommet w/wire management; add $658
- **1VM** - One Villa module with USB w/wire management; add $856
- **1BP** - One 4-port module w/wire management; add $1053
- **2PU** - Two PowerUps w/wire management; add $1119
- **2VG** - Two Villa grommets w/wire management; add $1053
- **2VM** - Two Villa modules with USB w/wire management; add $1317
- **2BP** - Two 4-port module w/wire management; add $1842

Includes vertical and horizontal wire management.

Ⓓ Select grommet/module color.
Refer to the **Product Color Options** page in this price list.

Ⓔ Select top laminate color 1.
Refer to the **Product Color Options** page in this price list.

Ⓕ Select leg laminate color 2.
Refer to the **Product Color Options** page in this price list.

Ⓖ Select stringer/modesty panel laminate color 3.
Refer to the **Product Color Options** page in this price list.

Ⓗ Select footrest option
- **FTR** - Footrest
- **NFT** - No footrest

See pricing column for footrest upcharge.

Ⓘ Select footrest finish
Refer to the **Product Color Options** page in this price list.

SPECIAL SERVICES

Special Carton Marking

With specially marked information N/C

Shipping

Ships **knocked down, FOB Green Bay, WI 54302, freight prepaid.** Freight class 85.

Specifications and prices are subject to change without prior notice.

Serenade™ Gathering Tables

42" High (Cafe Height)

Serenade™ Gathering Tables
42" High (Cafe Height)

	Features	A x B	MODEL NUMBER Basic Model	Modesty Panel	Grom./ Module Type	Grom./ Module Color	Lam. Color	Foot Option	Foot Finish	Approx. Packaged Weight	Delivered Pricing	Full Modesty Panel Upcharge	Footrest Upcharge
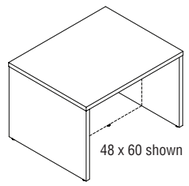 48 x 60 shown	Non-contrast Lam.	48 x 60"	SEGH4860L/NC	☐☐	☐☐☐	☐☐☐	☐☐☐	☐☐☐	☐☐☐☐	426.0#	$ 4474	$ 527	$ 1251
	Non-contrast Lam.	48 x 72"	SEGH4872L/NC	☐☐	☐☐☐	☐☐☐	☐☐☐	☐☐☐	☐☐☐☐	472.0#	5000	593	1251
	Non-contrast Lam.	48 x 84"	SEGH4884L/NC	☐☐	☐☐☐	☐☐☐	☐☐☐	☐☐☐	☐☐☐☐	517.0#	5790	725	1251
	Non-contrast Lam.	48 x 96"	SEGH4896L/NC	☐☐	☐☐☐	☐☐☐	☐☐☐	☐☐☐	☐☐☐☐	565.0#	6054	757	1251
	Non-contrast Lam.	48 x 108"	SEGH48108L/NC	☐☐	☐☐☐	☐☐☐	☐☐☐	☐☐☐	☐☐☐☐	643.0#	8027	988	3290
	Non-contrast Lam.	48 x 120"	SEGH48120L/NC	☐☐	☐☐☐	☐☐☐	☐☐☐	☐☐☐	☐☐☐☐	690.0#	8290	1020	3290
	Non-contrast Lam.	48 x 144"	SEGH48144L/NC	☐☐	☐☐☐	☐☐☐	☐☐☐	☐☐☐	☐☐☐☐	780.0#	8949	1152	3290

SEGHL

Rectangle Tables-48"D

- Two-sided table
- 2" thick panel construction
- Laminate self edge
- Fixed base at 42" high
- Middle inset leg on 108", 120", and 144" tables
- One grommet/module available on 60", 72", 84" and 96" centered
- Two grommets/modules available on 108", 120" and 144", one centered on each half
- 12" high stringer or full modesty panel
- All top sizes are one-piece construction
- Includes 2 footrests when specified

Ⓐ Ⓑ Ⓒ Ⓓ Ⓔ Ⓕ Ⓖ

HOW TO ORDER

Indicate the following information on order form:
1. Quantity of each item.
2. Model number, including options. See "How To Build a Model Number".
3. Any special service required.

Note: • The ☐ indicates that a choice is required.
- The absence of the ☐ indicates that no choice is required.
- Alpha-numeric characters in place of ☐ indicate that no other alternatives are available.

HOW TO BUILD A MODEL NUMBER

Ⓐ Select basic model.

Ⓑ Select modesty panel.

MP	- Full modesty panel
ST	- Stringer/half modesty panel

See pricing column for full modesty panel upcharge.

Ⓒ Select grommet or module type.

NNN	- No grommets or power
1PU	- One PowerUp w/wire management; add $725
1VG	- One Villa grommet w/wire management; add $658
1VM	- One Villa module with USB w/wire management; add $856
1BP	- One 4-port module w/wire management; add $1053
2PU	- Two PowerUps w/wire management; add $1119
2VG	- Two Villa grommets w/wire management; add $1053
2VM	- Two Villa modules with USB w/wire management; add $1317
2BP	- Two 4-port module w/wire management; add $1842

Includes vertical and horizontal wire management.

Ⓓ Select grommet/module color.
Refer to the **Product Color Options** page in this price list.

Ⓔ Select laminate color.
Refer to the **Product Color Options** page in this price list.

Ⓕ Select footrest option

FTR	- Footrest
NFT	- No footrest

See pricing column for footrest upcharge.

Ⓖ Select footrest finish
Refer to the **Product Color Options** page in this price list.

SPECIAL SERVICES

Special Carton Marking

With specially marked information	N/C

Shipping

Ships **knocked down, FOB Green Bay, WI 54302, freight prepaid.** Freight class 85.

Specifications and prices are subject to change without prior notice.

Serenade™ Gathering Tables

42" High (Cafe Height)

Serenade™ Gathering Tables

42" High (Cafe Height)

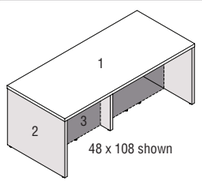

SEGHL

Rectangle Tables-48"D

- Two-sided table
- 2" thick panel construction
- Laminate self edge
- Fixed base at 42" high
- Middle inset leg on 108", 120", and 144" tables
- One grommet/module available on 60", 72", 84" and 96" centered
- Two grommets/modules available on 108", 120" and 144", one centered on each half
- 12" high stringer or full modesty panel
- Up to 3 contrasting laminates available: top, legs, stringer/modesty
- All top sizes are one-piece construction
- Includes 2 footrests when specified

			MODEL NUMBER														
	Features	**A x B**	Basic Model	Modesty Panel	Grom./ Module Type	Grom./ Module Color	Top Lam. Color 1	Leg Lam. Color 2	Stringer/ Modesty Panel Lam. Color 3	Foot Option	Foot Finish	Approx. Packaged Weight	Delivered Pricing	Full Modesty Panel Upcharge	Footrest Upcharge
	Contrast Laminate	48 x 60"	SEGH4860L/CL	☐☐	☐☐☐	☐☐☐	☐☐☐	☐☐☐	☐☐☐	☐☐☐	☐☐☐☐	426.0#	$ 4474	$ 527	$ 1251
	Contrast Laminate	48 x 72"	SEGH4872L/CL	☐☐	☐☐☐	☐☐☐	☐☐☐	☐☐☐	☐☐☐	☐☐☐	☐☐☐☐	472.0#	5000	593	1251
	Contrast Laminate	48 x 84"	SEGH4884L/CL	☐☐	☐☐☐	☐☐☐	☐☐☐	☐☐☐	☐☐☐	☐☐☐	☐☐☐☐	517.0#	5790	725	1251
	Contrast Laminate	48 x 96"	SEGH4896L/CL	☐☐	☐☐☐	☐☐☐	☐☐☐	☐☐☐	☐☐☐	☐☐☐	☐☐☐☐	565.0#	6054	757	1251
	Contrast Laminate	48 x 108"	SEGH48108L/CL	☐☐	☐☐☐	☐☐☐	☐☐☐	☐☐☐	☐☐☐	☐☐☐	☐☐☐☐	643.0#	8027	988	3290
	Contrast Laminate	48 x 120"	SEGH48120L/CL	☐☐	☐☐☐	☐☐☐	☐☐☐	☐☐☐	☐☐☐	☐☐☐	☐☐☐☐	690.0#	8290	1020	3290
	Contrast Laminate	48 x 144"	SEGH48144L/CL	☐☐	☐☐☐	☐☐☐	☐☐☐	☐☐☐	☐☐☐	☐☐☐	☐☐☐☐	780.0#	8949	1152	3290

Ⓐ Ⓑ Ⓒ Ⓓ Ⓔ Ⓕ Ⓖ Ⓗ Ⓘ

HOW TO ORDER

Indicate the following information on order form:
1. Quantity of each item.
2. Model number, including options. See "How To Build a Model Number".
3. Any special service required.

Note: • The ☐ indicates that a choice is required.
- The absence of the ☐ indicates that no choice is required.
- Alpha-numeric characters in place of ☐ indicate that no other alternatives are available.

HOW TO BUILD A MODEL NUMBER

Ⓐ Select basic model.

Ⓑ Select modesty panel.

MP	- Full modesty panel
ST	- Stringer/half modesty panel

See pricing column for full modesty panel upcharge.

Ⓒ Select grommet or module type.

NNN	- No grommets or power
1PU	- One PowerUp w/wire management; add $725
1VG	- One Villa grommet w/wire management; add $658
1VM	- One Villa module with USB w/wire management; add $856
1BP	- One 4-port module w/wire management; add $1053
2PU	- Two PowerUps w/wire management; add $1119
2VG	- Two Villa grommets w/wire management; add $1053
2VM	- Two Villa modules with USB w/wire management; add $1317
2BP	- Two 4-port module w/wire management; add $1842

Includes vertical and horizontal wire management.

Ⓓ Select grommet/module color.
Refer to the **Product Color Options** page in this price list.

Ⓔ Select top laminate color 1.
Refer to the **Product Color Options** page in this price list.

Ⓕ Select leg laminate color 2.
Refer to the **Product Color Options** page in this price list.

Ⓖ Select stringer/modesty panel laminate color 3.
Refer to the **Product Color Options** page in this price list.

Ⓗ Select footrest option

FTR	- Footrest
NFT	- No footrest

See pricing column for footrest upcharge.

Ⓘ Select footrest finish
Refer to the **Product Color Options** page in this price list.

SPECIAL SERVICES

Special Carton Marking

With specially marked information N/C

Shipping

Ships **knocked down, FOB Green Bay, WI 54302, freight prepaid.** Freight class 85.

Specifications and prices are subject to change without prior notice.

Serenade™ Gathering Tables
Accessories

	MODEL	MODEL NUMBER Basic Model	Approx. Packaged Weight	Delivered Pricing
 HRDPT	**Bag Hook** • 1.75"W x 2.75"L • Includes 2 attachment screws • Chrome finish • Installs on underside of worksurface in front of user • 1/4" solid wire design holds up to 22 lbs • Recommend one hook per seat position	46.6029	0.0#	$ 20

Ⓐ

HOW TO ORDER

Indicate the following information on order form:
1. Quantity of each item.
2. Model number, including options. See "How To Build a Model Number".
3. Any special service required.

Note: • The ☐ indicates that a choice is required.
- The absence of the ☐ indicates that no choice is required.
- Alpha-numeric characters in place of ☐ indicate that no other alternatives are available.

HOW TO BUILD A MODEL NUMBER

Ⓐ Select basic model.

SPECIAL SERVICES

Special Carton Marking

With specially marked information N/C

Shipping

Ships **knocked down, FOB Green Bay, WI 54302, freight prepaid.** Freight class 85.

Specifications and prices are subject to change without prior notice.

1330 Bellevue Street
P.O. Box 8100
Green Bay, WI 54308-8100
800.424.2432
ki.com

KI and Furnishing Knowledge are registered
trademarks of Krueger International, Inc.

© 2020 Krueger International, Inc.
All Rights Reserved.
Code KI-PLW-000255/KI/PDF

Furnishing Knowledge®

SIFT® SEATING

PRICE LIST

January 3, 2011

Updated October 3, 2022

800.424.2432

Contents

Refer to KI Terms & Conditions document or visit ki.com.

Contents

Refer to KI Terms & Conditions document or visit ki.com.

Ordering C.O.M., C.O.L., and C.O.V.

Bonduel, Green Bay, Ontario, Tupelo and Shipping Locations 3

Sift®

General Information 4
Product Color Options 5
Task and Guest Chairs 6

How to Specify C.O.M. Upholstery
Textile designs often have intricate patterns. Not all individuals will interpret fabric direction in the same manner.

As a standard procedure, KI cuts fabrics off the roll in a horizontal fashion as shown in Diagram A at the right. By cutting in this fashion, most waste is eliminated. Our requirements for yardage in this book are based on this type of cutting. When directional or patterned fabrics are used, they often require more yardage than solid colors.

By providing KI with a completely filled-out copy of the form on this page, we will be able to expedite your order. We find it particularly helpful with directional or patterned upholstery material. It is critical that copies of this form accompany test quantities as well as production quantities of C.O.M.

C.O.M. must be supplied in continuous yardage.

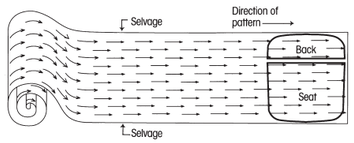

C.O.M., C.O.L. and C.O.V. Testing
KI will require for testing actual yardage to upholster one chair. The testing requirements depend on which chair you have selected on your order.

Test samples will be applied to the order and will be held for 6 months if needed. After 6 months, the sample can no longer be applied to your order. For all products to be tested, send test samples for approval to:

KI
Attn: C.O.M. Specialist
1687 Westminster Drive, Gate 3
Green Bay WI 54302

To expedite the procedure, attach a copy of the "C.O.M. Information Form" on this page.

All C.O.M., C.O.L. and C.O.V. must be labeled with the purchase order number.

C.O.M., C.O.L. and C.O.V. Production
Customer's fabrics and leathers must be approved prior to acceptance for production. Upon test approval, a 1' square sample swatch of upholstery material must accompany the order. KI assumes no responsibility for wear, defects or performance of customer's own fabrics, vinyl or leather. C.O.M., C.O.L. and C.O.V. orders are available on a deferred delivery basis.

Orders for production of C.O.M., C.O.L. and C.O.V. upholstered products are not scheduled for processing until upholstery material is received. Upon receipt, KI will provide an acknowledgement and an estimated shipping date.

KI recommends that leather be ordered in yardage. Leather must be usable. The outer edges cannot be calculated as square feet or yardage.

The C.O.M., C.O.L. and C.O.V. yardage requirements accompanying products in the pricing section are for 10 chairs/seats or less, 54" wide nondirectional material. On larger orders, less material is required.

For exact production yardage requirements, call 1-800-424-2432, ext. 2707.

C.O.M., C.O.L. and C.O.V. Order Processing
For products shipped from Green Bay, WI facility, ship upholstery material to:

KI
Attn: C.O.M. Storage
1687 Westminster Drive, Gate 3
Green Bay, WI 54302

T

For products shipped from Bonduel, WI facility, ship material to:

KI
Attn: C.O.M. Storage
204 West South Street
Bonduel, WI 54107

For products shipped from Ontario, CA facility , ship material to:

Avail/Impress/Kismet/Medical & Laboratory Stools/Pilot
Attn: C.O.M. Storage
1110 S. Mildred Ave.
Ontario, CA 91761

Intricate Patterns
In the event of specific requirements for positioning of intricate patterns or pattern repeats on seats and backrests, provide a sketch noting requirements, as in Diagram B, along with materials for testing, and with the order.

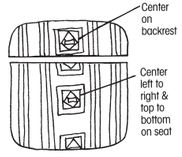

Diagram B

Treated Materials
If C.O.M. requires processing such as Scotchgard® or acrylic backing, it often shrinks. To prevent delays in delivery or back ordering due to shrinkage, please have your processor remeasure after processing and assure adequate yardage shipment.

Split Orders
If a portion of the shipment which does not require C.O.M., C.O.L. or C.O.M. applications is to be processed and shipped early, KI will enter the order immediately at your request. These split shipments are subject to minimum order changes.

Contact the C.O.M. Specialist at 1-800-424-2432, ext. 2707, with questions or to verify a split order.

Excess Upholstery Material
KI will dispose of excess upholstery material at the time of shipment unless expressly requested to return it with the product shipment.

Cancelled or Changed Orders
KI assumes no responsibility for extra C.O.M., C.O.L. or C.O.V. material due to a change of upholstery or cancellation of an order. It is the customer's responsibility to arrange for return of this material.

C.O.M., C.O.L and C.O.V. Information Form

A copy of this form should accompany test requests and production orders. Please fill it out completely, and, if your order has been acknowledged, provide the acknowledgement number.

Purchasing Agent (Dealer or buying organization)

Attention

Address

City State Zip

Project Name

Type of seating and number of units of each type

Please see information below and check the appropriate box.

☐ Submitted for testing.

Purchase Order Number

☐ Test approved. Submitted for production.

KI Acknowledgement Number

In all instances, send this form to the C.O.M. Specialist.

☐ A Selvage Top and Bottom



☐ B Selvage Side and Side



C.O.M. SHIPPING LOCATION

Architectural Walls
- Evoke ..... MN
- Genius Walls ..... MN

Casegoods
- Aristotle Tackboards ..... MN
- Likha Tackboards ..... MN

Classroom Furniture
- Intellect Wave Chairs ..... GB
- Learn2 ..... GB
- Ruckus ..... GB

Desking
- 700 Series Desking ..... KP
- Balance Overheads ..... MN
- Genesis Desking ..... MN
- True Desking ..... KP
- Universal Overheads ..... MN
- WorkZone Desking ..... MN

Files & Storage
- 700 Series Pedestal Cushion ..... GB
- Connection Zone Pads ..... BW
- U-Series Pedestal Cushion ..... GB
- Tattoo ..... BW

Fixed Seating
- Concerto Auditorium Seating ..... BW
- Single Pedestal Seating ..... GB
- Jury Base Seating ..... GB
- Lancaster Auditorium Seating ..... BW
- Sequence Seating ..... GB
- University Seating ..... GB

Panel Systems
- All Terrain ..... KP
- Balance Overheads ..... MN
- System 3000 ..... MN
- Universal Overheads ..... MN
- Wireworks ..... MN
- Unite ..... MN

Residence Hall Furniture
- RoomScape Furniture ..... MN

Screens
- All Terrain ..... KP
- Connection Zone ..... BW
- True/Volition ..... KP
- Genesis ..... KP
- Tattoo ..... MN
- Universal ..... BW

Seating
- 400 Series Folding Chairs ..... BW
- 600 Series Folding Chairs ..... BW
- 600 Series Stools ..... BW
- Affina Collection ..... HN
- Altus Task Chairs ..... GB
- Apply Stack Chairs ..... GB
- Auditorium Folding Chairs ..... BW
- Calida Lounge Seating ..... HN
- Diem Task Chairs ..... OM
- Doni Collection ..... GB
- FourC Seating ..... GB
- Gladly Lounge Seating ..... VQ
- Grazie Seating ..... GB
- Hiatus Sleeper Bench ..... HN
- Hub Modular Lounge Seating ..... HN
- Impress Task Chairs ..... OM
- Impress Ultra Task Chairs ..... OM
- Jessa Lounge Seating ..... HN
- Jubilee Lounge Seating ..... VQ
- Katera Guest Chair ..... GB
- Kurv Benches ..... HN
- LaResta Day Beds ..... HN
- LimeLite ..... GB
- Lyra Lounge Seating ..... HN
- Maestro Stack Chairs ..... GB
- Matrix Stack Chairs ..... GB
- Medical & Laboratory Stools ..... OM
- MyPlace Lounge Seating ..... HN
- MyWay Seating ..... HN
- Oath Task Chairs and Stools ..... GB
- Opt4 ..... GB
- Pilot Task Chairs ..... OM
- Promenade Seating System ..... BW
- Ruckus ..... GB
- Sela Lounge Seating ..... HN
- Sift Task Chairs ..... GB
- Signia Task Chairs and Stools ..... OM
- Soltice Metal Collection ..... HN
- Soltice Multiple, Healthcare & Guest ..... HN
- Soltice II Healthcare Seating ..... HN
- Strive Multiple, Stack & Task ..... GB
- Sway ..... BW
- Tattoo ..... HN
- Torsion-on-the-Go! Nesting Chairs ..... GB
- Torsion Air Stack and Task Seating ..... GB
- Zoetry ..... HN

KI Manufacturing Sites - Customer's Own Material Shipment Manufacturing Site Addresses

BW
KI Bonduel
Attn: COM Storage
204 West South St.
Bonduel, WI 54107

GB
KI Green Bay
Attn: COM Storage
1687 Westminster Drive - Gate 3
Green Bay, WI 54302

HN
KI High Point
Attn: COM Storage
217 Feld Avenue
High Point, NC 27263

KP
KI Pembroke
Attn: COM Storage
1000 Olympic Dr.
Pembroke, Ontario K8A6X7

MN
KI Manitowoc
Attn: COM Storage
1400 S. 41st St.
Manitowoc, WI 54220

OM
KI
Attn: COM Storage
1110 S. Mildred Ave.
Ontario, CA 91761

VQ
KI
Attn: COM Fabrics
6892 Marlin Circle
La Palma, CA 90623

© 2022 Krueger International Inc. All Rights reserved. Code KI-FF-000059/KI/PDF/0822

Sift®
General Information



Armless Task Chair (SIFTNA)



4D Adjustable T-Arm Task Chair (SIFTAA)



Armless Task Stool (SIFTNA)



4D Adjustable T-Arm Task Stool (SIFTAA)



Cantilever Arm Guest Chair (SIFTGCA)

Features					
Synchrotilt	•	•	•	•	
Seat slide	•	•	•	•	
Back lock	•	•	•	•	
Mesh seat and back	•	•	•	•	•
Upholstered Seat	•	•	•	•	•
Adjustable lumbar	•	•	•	•	•
4D adjustable T-arm		•		•	
Fixed cantilever arm					•
Black nylon or brushed aluminum base	•	•	•	•	
300 lb. tested	•	•	•	•	•
General Dimensions					
Seat width	19"	19"	19"	19"	19"
Seat depth	19"	19"	19"	19"	19"
Seat height	18-1/4" - 22-1/4"	18-1/4" - 22-1/4"	21-1/4" - 29"	21-1/4" - 29"	19-1/2"
Back width	18"	18"	18"	18"	18"
Back height (above seat)	20-1/2"	20-1/2"	20-1/2"	20-1/2"	16"
Inside arm distance		18-1/2" - 19-1/2"		18-1/2" - 19-1/2"	19"
Arm height (from floor)					26-1/8"
Overall Dimensions					
Width	27"	27"	27"	27"	22-1/4"
Depth	29-1/4"	29-1/4"	29-1/4"	29-1/4"	21-1/4"
Height	42-3/4"	42-3/4"	50-3/8"	50-3/8"	35-3/4"
Base	26"	26"	26"	26"	

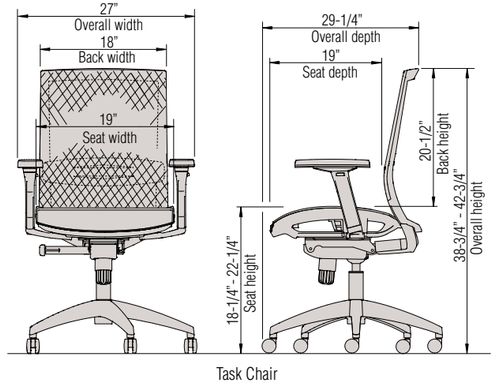

Task Chair

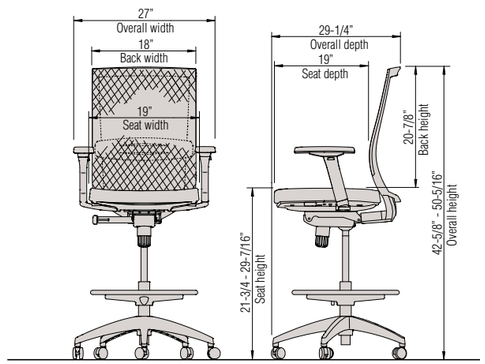

Task Stool

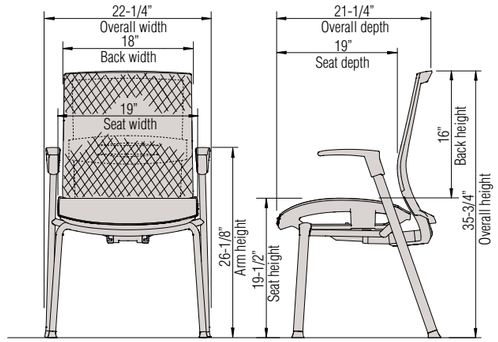

Guest Chair

SPECIFICATIONS

TASK CHAIR

Backrest and Mesh Seat
Reinforced nylon frame with mesh material. *So-Soft* mesh material is made from 65% polyester and 35% nylon. Integral polypropylene lumbar support mechanism is easily adjusted by the user within a 3" range.

Mechanism
Stamped steel mechanism provides for sturdy seat and back mounting. Height-adjustable pneumatic cylinder is actuated by a control lever beneath the seat. Seat height adjusts from 18-1/4" to 22-1/4". Back lock mechanism provides five back positions. Tension control knob adjusts the tension recline force. Spring-loaded seat slide mechanism controls seat depth adjustment in five positions through a distance of 1-1/2" and is side mounted for easy use. Synchronized 2:1 seat/back tilt mechanism has movement of 8 degrees on seat and 16 degrees on back.

Base
Standard 26" diameter, five-blade reinforced nylon base, black only. Optional 26" diameter polished aluminum five-blade base.

Casters
Double 65mm diameter black wheels are molded of reinforced plastic. Hard floor or carpet casters available.

Adjustable T-Arm
Black molded urethane armcap. Armcaps move forward/backward in five positions through 1-1/2". Armcap width adjusts in five positions through 1". Arm support width can be set between 18-1/2" - 19-1/2" at assembly. Armrest height adjusts to 11 positions through 2-3/4". Armcaps rotate in three positions (+/- 20 degrees).

Weight Capacity
Passes all BIFMA x 5.1-2011 and KI's internal standard for 300 pound capacity.

GUEST CHAIR

Backrest and Mesh Seat
Reinforced nylon frame with mesh material. *So-Soft* mesh material is made from 65% polyester and 35% nylon. Backrest and seat secured to frame with four bolts each.

Upholstered Seat
Plywood seat structure with two layers of polyurethane foam with a fabric cover held in place with staples.

Frame
Tubular steel frame made with .08" thick x 1.32" x .88" oval steel tubing.

Arms
Arms are integral to the frame with a black molded reinforced nylon armcap.

Glides
Four nylon glides.

Weight Capacity
Passes all BIFMA x 5.1-2011 and KI's internal standard for 300 pound capacity.

TASK STOOL

In addition to the standard height unit described under the Task Chair, a stool height version is available. Stools are equipped with a pneumatic cylinder allowing adjustment of seat height from 21-1/2" - 29". The 18" diameter adjustable footring is made of die-cast aluminum with a chrome-plated tubular steel ring and black "spokes." Stools are available with plastic or polished bases.

INFORMATION

Warranty
Refer to KI Terms & Conditions document or visit ki.com

Sift®
Product Color Options

Base Color

Aluminum base	A
Black plastic base	P

Aluminum base requires an upcharge.

Sift®
Task and Guest Chairs

	MODEL	Features	MODEL NUMBER Basic Model	Base	Casters	Fire Code	Upholstery Color	Approx. Packaged Weight	Delivered Pricing Unupholstered	Delivered Pricing Fabric Grade 1 & C.O.M.	Delivered Pricing Fabric Grade 2	Delivered Pricing Fabric Grade 3	Delivered Pricing C.O.V.	Delivered Pricing Vinyl Group 2V	Delivered Pricing Pallas Fabric Group P0	Delivered Pricing Pallas Fabric Group P1	Delivered Pricing Pallas Fabric Group P2	Delivered Pricing Pallas Fabric Group P3	Delivered Pricing Pallas Fabric Group P4
 Mesh Seat	**Task Armless Chair** • "SoSoft" mesh back and mesh seat or uph seat • Adjustable lumbar • Tested to all 300 lb. BIFMA standards • Ships fully assembled	Mesh Seat and Back	SIFTNA	☐	☐	☐☐☐		43.0#	$ 931										
		Upholstered Seat	SIFTUNA	☐	☐	☐☐☐	☐☐☐☐☐	43.0#	N/A	837	852	860	837	860	896	946	977	1006	1036
SIFT SIFTU																			
 Uph. Seat	**Task 4D Adjustable T-Arm Chair** • "SoSoft" mesh back and mesh seat or uph seat • Adjustable lumbar • Tested to all 300 lb. BIFMA standards • Ships fully assembled	Mesh Seat and Back	SIFTAA	☐	☐	☐☐☐		49.0#	$ 1110										
		Upholstered Seat	SIFTUAA	☐	☐	☐☐☐	☐☐☐☐☐	49.0#	N/A	1018	1033	1040	1018	1040	1076	1129	1157	1186	1221
SIFT SIFTU																			
			Ⓐ	Ⓑ	Ⓒ	Ⓓ	Ⓔ												

HOW TO ORDER

Indicate the following information on order form:
1. Quantity of each item.
2. Model number, including options. See "How To Build a Model Number".
3. Any special service required.

Note: • The ☐ indicates that a choice is required.
- The absence of the ☐ indicates that no choice is required.
- Alpha-numeric characters in place of ☐ indicate that no other alternatives are available.

HOW TO BUILD A MODEL NUMBER

Ⓐ Select basic model.

Ⓑ Select base option.

P	- Black plastic base
A	- Aluminum base; add $116

Ⓒ Select casters.

C	- Carpet casters
S	- Hard floor casters; add $65

Ⓓ Select fire code.

NFR	- Compliance to TB 117-2013
FR	- Compliance to TB 133

See FR upcharge under Options.

Ⓔ Select upholstery grade/color.
Refer to **ki.com/fabrics**

OPTIONS

California TB133 Fire Safety Code
For California Technical Bulletin 133 compliant models, add the following upcharge:

Model=Mesh
Added Lead Time=1 week
Added List Price=$101

Model=Upholstered Seat
Added Lead Time=1 week
Added List Price=$101

UPHOLSTERY INFORMATION

C.O.M. and C.O.V. Upholstery
C.O.M. and C.O.V. requirement for less than 10 chairs is 1 yard of 54" wide nondirectional fabric. For orders of 10 or more chairs, the requirement is 1/2 yard. For complete information on ordering C.O.M. and C.O.V., see "Ordering C.O.M., C.O.V. and C.O.L." section.

SPECIAL SERVICES

Special Carton Marking

With specially marked information	N/C

Shipping
Ships **assembled, FOB Green Bay, WI 54302, freight prepaid.** Freight class 250.

Specifications and prices are subject to change without prior notice.

Sift®
Task and Guest Chairs

Sift®
Task and Guest Chairs

	MODEL	Features	MODEL NUMBER Basic Model	Base	Casters	Fire Code	Upholstery Color	Approx. Packaged Weight	Delivered Pricing Unupholstered	Delivered Pricing Fabric Grade 1 & C.O.M.	Delivered Pricing Fabric Grade 2	Delivered Pricing Fabric Grade 3	Delivered Pricing C.O.V.	Delivered Pricing Vinyl Group 2V	Delivered Pricing Pallas Fabric Group P0	Delivered Pricing Pallas Fabric Group P1	Delivered Pricing Pallas Fabric Group P2	Delivered Pricing Pallas Fabric Group P3	Delivered Pricing Pallas Fabric Group P4
 Mesh Seat	**Task Armless Stool** • "SoSoft" mesh back and mesh seat or uph seat • Adjustable lumbar • Tested to all 300 lb. BIFMA standards • Ships fully assembled	Mesh Seat and Back	SIFTSNA	☐	☐	☐☐☐		43.0#	$ 1075										
SIFTS SIFSU		Upholstered Seat	SIFTSUNA	☐	☐	☐☐☐	☐☐☐☐☐	43.0#	N/A	981	998	1006	981	1006	1042	1094	1123	1152	1184
 Uph. Seat	**Task 4D Adjustable T-Arm Stool** • "SoSoft" mesh back and mesh seat or uph seat • Adjustable lumbar • Tested to all 300 lb. BIFMA standards • Ships fully assembled	Mesh Seat and Back	SIFTSAA	☐	☐	☐☐☐		49.0#	$ 1259										
SIFTS SIFSU		Upholstered Seat	SIFTSUAA	☐	☐	☐☐☐	☐☐☐☐☐	49.0#	N/A	1165	1179	1186	1165	1186	1224	1275	1305	1333	1366
			Ⓐ	Ⓑ	Ⓒ	Ⓓ	Ⓔ												

HOW TO ORDER

Indicate the following information on order form:
1. Quantity of each item.
2. Model number, including options. See "How To Build a Model Number".
3. Any special service required.

Note: • The ☐ indicates that a choice is required.
- The absence of the ☐ indicates that no choice is required.
- Alpha-numeric characters in place of ☐ indicate that no other alternatives are available.

HOW TO BUILD A MODEL NUMBER

Ⓐ Select basic model.

Ⓑ Select base option.

P	- Black plastic base
A	- Aluminum base; add $116

Ⓒ Select casters.

C	- Carpet casters
S	- Hard floor casters; add $65

Ⓓ Select fire code.

NFR	- Compliance to TB 117-2013
FR	- Compliance to TB 133

See FR upcharge under Options.

Ⓔ Select upholstery grade/color.
Refer to **ki.com/fabrics**

OPTIONS

California TB133 Fire Safety Code
For California Technical Bulletin 133 compliant models, add the following upcharge:

Model=Mesh
Added Lead Time=1 week
Added List Price=$101

Model=Upholstered Seat
Added Lead Time=1 week
Added List Price=$101

UPHOLSTERY INFORMATION

C.O.M. and C.O.V. Upholstery
C.O.M. and C.O.V. requirement for less than 10 chairs is 1 yard of 54" wide nondirectional fabric. For orders of 10 or more chairs, the requirement is 1/2 yard. For complete information on ordering C.O.M. and C.O.V., see "Ordering C.O.M., C.O.V. and C.O.L." section.

SPECIAL SERVICES

Special Carton Marking

With specially marked information	N/C

Shipping
Ships **assembled, FOB Green Bay, WI 54302, freight prepaid.** Freight class 250.

Specifications and prices are subject to change without prior notice.

Sift®
Task and Guest Chairs

Sift®
Task and Guest Chairs

	MODEL	Features	MODEL NUMBER Basic Model	Fire Code	Upholstery Color	Approx. Packaged Weight	Delivered Pricing Unupholstered	Delivered Pricing Fabric Grade 1 & C.O.M.	Delivered Pricing Fabric Grade 2	Delivered Pricing Fabric Grade 3	Delivered Pricing C.O.V.	Delivered Pricing Vinyl Group 2V	Delivered Pricing Pallas Fabric Group P0	Delivered Pricing Pallas Fabric Group P1	Delivered Pricing Pallas Fabric Group P2	Delivered Pricing Pallas Fabric Group P3	Delivered Pricing Pallas Fabric Group P4
	**Guest Cantilever Armchair** • "Suffo" mesh back and mesh seat or uph seat • Adjustable lumbar • Tested to all 300 lb. BIFMA standards • Ships fully assembled	Mesh Seat and Back	SIFTGCA	□□□		38.0#	$ 731										
		Upholstered Seat	SIFTUCA	□□□	□□□□□	38.0#	N/A	680	697	703	680	703	741	792	822	851	881
SIFTG																	
SIFGU																	
			Ⓐ	Ⓑ	Ⓒ												

HOW TO ORDER

Indicate the following information on order form:
1. Quantity of each item.
2. Model number, including options. See "How To Build a Model Number".
3. Any special service required.

Note: • The □ indicates that a choice is required.
• The absence of the □ indicates that no choice is required.
• Alpha-numeric characters in place of □ indicate that no other alternatives are available.

HOW TO BUILD A MODEL NUMBER

Ⓐ Select basic model.

Ⓑ Select fire code.

NFR	- Compliance to TB 117-2013
FR	- Compliance to TB 133

See FR upcharge under Options.

Ⓒ Select upholstery grade/color.
Refer to **ki.com/fabrics**

OPTIONS

California TB133 Fire Safety Code
For California Technical Bulletin 133 compliant models, add the following upcharge:

Model=Mesh
Added Lead Time=1 week
Added List Price=$101

Model=Upholstered Seat
Added Lead Time=1 week
Added List Price=$101

UPHOLSTERY INFORMATION

C.O.M. and C.O.V. Upholstery
C.O.M. and C.O.V. requirement for less than 10 chairs is 1 yard of 54" wide nondirectional fabric. For orders of 10 or more chairs, the requirement is 1/2 yard. For complete information on ordering C.O.M. and C.O.V., see "Ordering C.O.M., C.O.V. and C.O.L." section.

SPECIAL SERVICES

Special Carton Marking

With specially marked information	N/C

Shipping
Ships **assembled, FOB Green Bay, WI 54302, freight prepaid.** Freight class 250.

Specifications and prices are subject to change without prior notice.

1330 Bellevue Street
P.O. Box 8100
Green Bay, WI 54308-8100
800.424.2432
ki.com

KI and Furnishing Knowledge are registered trademarks of Krueger International, Inc.

© 2020 Krueger International, Inc.
All Rights Reserved.
Code KI-PLW-000435/KI/PDF

Furnishing Knowledge®

SMART LIFT™ TABLE SYSTEM

PRICE LIST

January 3, 2011

Updated October 3, 2022

800.424.2432

Contents

Refer to KI Terms & Conditions document or visit ki.com.

Contents

Refer to KI Terms & Conditions document or visit ki.com.

Smart Lift®

General Information	3
Product Color Options	4
Worksurfaces - Poly Grommet/PowerUp	5
Worksurfaces - Villa Metal Grommet/Power Module	7
Accessories	9
10-Wire/6 Circuit Beams	10
Non-Powered Beams	12
"C" Legs	13
Electrical	14
Rectangular Privacy Screens	16
Stand Alone Privacy Screen	17
Divider Screens	18

Smart Lift®
General Information



Smart Lift

Features	
Standard size cutout area	21"W x 6"D
Maximum monitor size	21"W x 19"H x 3.6"D

SMART LIFT CONSTRUCTION

Worksurfaces
Horizontal worksurfaces are constructed of 1-1/8" thick 45# density particleboard with .030 thick high-pressure laminate and .030 thick high-pressure backing sheet. Post-formed (PL) edge worksurfaces have elliptical front edge. Rear and side edges are covered in matching flat .024" edge banding. Urethane (ME) edge worksurfaces have elliptical molded front edge. Rear and side edges molded in 1/4" flat urethane. 74P (74P) edge is 2mm thick and bonded to all 4 sides of the surface. Worksurfaces have one or two 6" x 21" cutouts which accept Smart Lift unit(s). Smart Lift price is included in the price shown for worksurface. Smart Lift cutouts in the worksurface are sealed and painted black. A single grommet or PowerUp module may be placed in most worksurfaces. Grommets are standard 5-3/4" x 2-1/4" and have a flip-up receding door. Grommets are the same size as PowerUp modules to allow for retrofitting. The grommet or PowerUp will be placed in the upper right corner for worksurface widths of 48" and 54" or centered between the doors for the 66" and 72" double units. The door is fabricated from 5/8" thick 45# density with .030" high-pressure laminate on both faces. The door edges are sealed and painted black.

Smart Lift Beam Assembly
Beam door is constructed of a .06" thick dual-durometer extrusion joined to the steel lower rail by a tongue and groove fit. The door has a continuous flexible hinge allowing it to pivot at the bottom. The beam allows all cords to be stored within. The front side of the beam is partially covered by the garage and its components with minimum accessibility from the user side. Beams for the Smart Lift must be specified as "standalone," "end-of-run left," "middle," or "end-of-run right." Standalone beams will be shipped with two end caps; end-of-run beams will be shipped with either a left or right end cap; middle beams will not include any end caps.

Smart Lift Legs
Vertical leg tube measures 2" x 5" and is constructed of 14-gauge formed steel. All legs have vertical wire management capabilities. A reversible vertical wireway is standard with each leg. Steel trim and liquid-tight fittings are available for power infeeds at the bottom of any leg. All "C" legs can be used as either end legs or shared legs. Nylon glide can be adjusted vertically up to 1-1/4".

Smart Lift Unit
The garage housing and front panel is fabricated from 16-gauge steel with matching powder-coated finishes. Internal components and wiring for the monitor, keyboard, and mouse can be accessed by removal of seven screws attaching the front panel. The lift bar is fabricated from 11-gauge steel with a 14-gauge steel keyboard/mouse tray and is available in black powder-coat finish. The lift bar and rising door is guided by four, maintenance-free V-groove roller bearings attached to an 11-gauge roller bracket also available in black powder-coat finish. The lift bar is raised pneumatically via a cable/pulley mechanism that is mounted inside the unit. The keyboard/mouse tray features a 3/16" diameter wire rod to hold the keyboard vertically in place for storage and provides for an area under the monitor for mouse storage. The garage unit can be specified with a keyed lock that allows every cover to be locked individually or a remote locking option that allows multiple-unit locking via control of 1- 5 remote key fobs. Wire management within the unit is accomplished with a corrugated polyethylene hose and grommet/clamp arrangement. The hose is split lengthwise to allow for easier insertion of cords with large plugs. An optional monitor tilt kit can be specified to allow up to 10 degrees of tilt and reduce glare. Smart Lift units without monitor tilt can accommodate a VESA compliant monitor with a maximum size of 3.6" deep x 19.0" high x 21.0" wide and maximum weight of 15#. The combined keyboard and monitor thickness must be less than 4.8" thick. The maximum depth of monitor with the monitor tilt option is reduced by .6" to 3.0".

Smart Lift Operation
Monitor and peripherals can be accessed by lightly depressing the center, front of door and releasing. The unit will automatically raise fully allowing access to the monitor, keyboard and mouse. Internally stored keyboard and mouse may be removed manually for use. After use, the keyboard, mouse, and associated wiring can be restowed below the monitor. Storage of monitor and peripherals is accomplished by pushing down firmly on the top, center of door until slightly below worksurface height and releasing.

Remote Control Unit
Sends locking and unlocking signals to receivers. Remote must be specified separately if electric lock option (ELK) is selected.

PowerUp
PowerUp is a UL Listed, relocatable power tap, which mounts flush into the table top. When flipped up, (cover open), one duplex receptacle and two data ports are exposed. PowerUp is UL Listed (UL1363) as a Temporary Power Tap. The PowerUp module is 7" long x 3-1/2" wide x 2-1/2" high and fits securely into a 6-1/4" x 3" cutout, still allowing removal without tools. The module is constructed of polycarbonate with a textured finish, meeting UL-VO minimum requirements. The module has two receptacles, rated at 15 Amps/125 Volts and two locations for data connectors. Snap-in data plates hold data connectors and allow the standard module to accommodate most manufacturers. The data connectors are not supplied with the module and are purchased by the customer. The module has a dampened spring-loaded mechanism allowing the unit to open for use and close when not in use. The power receptacles open above the plane of the worksurface to avoid accidental spills into the receptacle. Data jacks remain stationary to avoid excess wear and tear on the wire connections and promote transmission of data communication. Data ports are molded to accept RJ45 jacks, but can be modified to accept various brands of jacks. The module comes standard with a 22" cord and a 3-prong plug.

10-Wire Pre-wired Harness
UL listed the wiring configurations of the 810-wire systems are as follows: 622-Six hot conductors (12-gauge), two neutral conductors (10-gauge) and two grounds (12-gauge). System provides four 20 amp, 125 volt capacity circuits. All receptacles are rated at 15 amps, 125 volt capacity. Connection diagrams are available. Pre-wired harness plugs into the adjacent table harness for table reconfiguration.

Communications Circuitry
Data connectors and wiring must be ordered separately by the customer.

Note
New York City and Chicago installations will require a Product Modification Request. Contact KI customer service for details.

INFORMATION

Warranty
Refer to KI Terms & Conditions document or visit ki.com

Smart Lift®
Product Color Options

Smart Lift®
Product Color Options

Surface Finish--Laminate

Belair	LBQ
Biltmore Cherry	LBT
Black	LBK
Brighton Walnut	LBW
Canyon Zephyr	LCA
Castle Oak	LCO
Casual Linen	LCU
Cherry Storm	LCX
Classic Linen	LCI
Cloud Zephyr	LCL
Cocobala	LCC
Crisp Linen	LRI
Desert Zephyr	LDZ
Dove Grey	LDG
Fired Steel	LIL
Flax Linen	LXF
Florence Walnut	LFC
Forged Steel	LOL
Friston Ash	LFH
Frosty White	LFW
Graphite Nebula	LGN
Grey	LGE
High Rise	LHE
Hollyberry	LHY
Irish Linen	LIH
Island	LID
Italian Silver Ash	LIT
Kensington Maple	LKM
Lapis Blue	LLB
Markerboard White	LMK
Misted Zephyr	LMR
Monticello Maple	LMT
Nickel Evolv	LNV
North Sea	LNA
Ocean	LON
Pearl Bisque	LPB
Pearl Silver	LPS
Pressed Linen	LPR
River Cherry	LRY
Rugged Linen	LRG
Satin Stainless	LSS
Shadow Zephyr	LSR
Silicon evolv	LSV
Sterling Ash	LAZ
Tailored Linen	LTL
Titanium evolv	LTV
White Nebula	LWL
White Sand	LWN
Windsor Mahogany	LWY

Paint Color - Enclosure, Beams, “C” Legs

Black	BL
Blue Grey	GR
Bronze Metallic	ZM
Cayenne	CY
Champagne Metallic	CM
Cool Grey	CG
Cottonwood	CO
Earthen Clay	EY
Espresso Metallic	EX
Everglade Shade	EV
Flannel	FN
Glitz Metallic	GZ
Hazy Jade	HJ
Honey Bee	HY
Light Tone	LG
Mardi Gras	MG
Misty Brown	MY
Nemo	NE
Nordic	ND
Purple Haze	PH
Rubber Ducky	RK
Sand	SA
Starlight Silver Metallic	SX
Surf’s Up	SP
Twilight Shadow	TI
Ultra Blue	UB
Warm Grey	WG
Zesty Lime	ZL

Paint Color - Infeed

Black	BL
Blue Grey	GR
Sand	SA
Warm Grey	WG

Edge Color for 74P Edge

Belair	EBQ
Biltmore Cherry	EBT
Black	EBL
Blue Grey	EGR
Brighton Walnut	EBW
Castle Oak	ECO
Cayenne	ECY
Cherry Storm	ECX
Cocobala	ECC
Cool Grey	ECG
Earthen Clay	EEY
Everglade Shade	EEV
Flannel	EFN
Florence Walnut	EFC
Friston Ash	EFH
Frosty White	EFW
Hazy Jade	EHJ
Honey Bee	EHY
Italian Silver Ash	EIT
Kensington Maple	EKM
Light Tone	ELG
Mardi Gras	EMG
Misty Brown	EMY
Monticello Maple	EMT
Multiplex	EMB
Nemo	ENE
Nordic	END
Poppy Red	EPR
Purple Haze	EPH
River Cherry	ERY
Rubber Ducky	ERK
Sand	ESA
Sky Blue	ESK
Sterling Ash	EAZ
Surf’s Up	ESP
Twilight Shadow	ETI
Ultra Blue	EUB
Warm Grey	EWG
Windsor Mahogany	EWY
Zesty Lime	EZL

Edge Color for ME Edge

Black	EBL
Blue Grey	EGR
Cool Grey	ECG
Flannel	EFN
Misty Brown	MY
Sand	ESA
Warm Grey	EWG

No edge color selectin for the Postformed (PL) edge.

Grommet Color

Grommet Black	GRBL
Grommet Blue Grey	GRGR
Grommet Cool Grey	GRCG
Grommet Flannel	GRFN
Grommet Misty Brown	GRMY
Grommet Sand	GRSA
Grommet Warm Grey	GRWG

Power-Up Module Color

PowerUp Black	PUBL
PowerUp Blue Grey	PUGR
PowerUp Cool Grey	PUCG
PowerUp Flannel	PUFN
PowerUp Misty Brown	PUMY
PowerUp Sand	PUSA
PowerUp Warm Grey	PUWG

Villa Module/Grommet Color

Black	BL
Blue Grey	GR
Bronze Metallic	ZM
Champagne Metallic	CM
Cool Grey	CG
Cottonwood	CO
Flannel	FN
Misty Brown	MY
Starlight Silver Metallic	SX
Warm Grey	WG

Trim Color - Beams

Black	PBL
Blue Grey	PGR
Cool Grey	PCG
Misty Brown	PMY
Sand	PSA
Warm Grey	PWG

Finish Cards

View color swatches for items listed within this document.

Paints **Wood/Veneer** **Molded Edges** **Hard Plastics**
Plastics/Poly **Laminates** **Edge Styles** **Glass**

Certain options referenced may not be available on GSA Schedule.

Smart Lift®

Worksurfaces - Poly Grommet/PowerUp

Smart Lift®
Worksurfaces - Poly Grommet/PowerUp

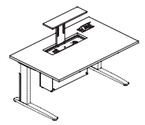

ISMT

Single Unit

- Legs are attached to the worksurface through threaded steel inserts
- Beams and legs must be specified separately
- One PowerUp module or grommet is available in the upper right corner for 48” and 54” widths
- 30” depth provides 17” leg clearance
- Remote must be specified separately if electric lock option (ELK) is selected
- 22” PowerUp is recommended when the beam is powered
- 108” PowerUp is recommended when the beam is not powered
- The lift, without the tilt option, can accommodate a VESA compliant monitor with a maximum size of 3.6” deep x 19” high x 21” wide and maximum weight of 15 lbs
- The combined keyboard and monitor thickness must be less than 4.8” thick
- The maximum depth of monitor with the optional tilt bracket (specified separately) is reduced by .6” to 3.0”
- A single SmartLift will receive one 5 lb kit: includes two 2-1/2 lb weights, carriage bolt and locking nut

	MODEL NUMBER													
D x W	Basic Model	Edge Style	Power Option	Grommet/ Module Location	Lock Option	Surface Finish	Edge Color	Grommet/ Module Color	Enclosure Color	Cord Length	Approx. Packaged Weight	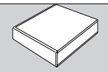 74P Edge (74P)	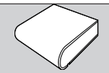 Postformed Edge (PL)	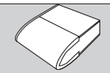 Urethane Edge (ME)
30 x 36”	ISMT3036	□□□	□	S	□□□	□□□	□□□		□□		81.0#	$ 1340	$ 1405	$ 1483
30 x 42”	ISMT3042	□□□	□	S	□□□	□□□	□□□		□□		89.0#	1367	1432	1515
30 x 48”	ISMT3048	□□□	□	□	□□□	□□□	□□□	□□	□□	□□	99.0#	1393	1459	1541
30 x 54”	ISMT3054	□□□	□	□	□□□	□□□	□□□	□□	□□	□□	106.0#	1418	1483	N/A

A B C D E F G H I J

HOW TO ORDER

Indicate the following information on order form:
1. Quantity of each item.
2. Model number, including options. See “How To Build a Model Number”.
3. Any special service required.

Note: • The □ indicates that a choice is required.
- The absence of the □ indicates that no choice is required.
- Alpha-numeric characters in place of □ indicate that no other alternatives are available.

HOW TO BUILD A MODEL NUMBER

A Select basic model.

B Select edge style.

74P	- 74P edge
PL	- Postformed edge
ME	- Urethane edge

C Select top feed/power option.

N	- No top feed
L	- Left hand top feed
R	- Right hand top feed

D Select PowerUp or grommet location.

G	- Grommet only (Rectangular)
P	- PowerUp only; add $164
S	- No PowerUp modules,no grommets (solid surface top)

E Select locking option.
Remote must be specified separately if ‘Electric lock’ option (ELK) is selected.

NLK	- No lock
ELK	- Electric lock; add $303
MLA	- Manual lock, keyed alike; add $46
MLS	- Manual lock, keyed standard; add $46

F Select surface finish.
Refer to the **Product Color Options** page in this price list.
Surface finish offerings are based on edge style selections.

G Select edge color.
Refer to the **Product Color Options** page in this price list.
Edge color offerings are based on edge style selections.

H Select grommet/module color.
Refer to the **Product Color Options** page in this price list.

I Select enclosure color.
Refer to the **Product Color Options** page in this price list.

J Select cord length (feet).

108	- 108” (inches)
22	- 22” (inches)

INFORMATION

Shipping

Worksurfaces with cutouts are shipped separately from garage units. Garage units are shipped assembled with lids pre-attached.

FINISH INFORMATION

Additional Laminate Offering

Additional laminates beyond KI standard offering, are available with two weeks extended leadtime. To specify additional laminates, use these designators followed by the supplier’s color/pattern code:

Formica - LF/supplier’s color pattern code
Nevamar - LN/supplier’s color pattern code
Wilsonart - LW/supplier’s color pattern code

KI’s standard finish is the supplier’s recommended finish for that color/pattern.
Note: Nonstandard laminates from these suppliers (example: textured laminates), require an upcharge and additional leadtime.
Contact KI.

SPECIAL SERVICES

Special Carton Marking

With specially marked information	N/C

Shipping

Ships **knocked down, FOB Bonduel, WI 54107, freight prepaid.** Freight class 70.

Specifications and prices are subject to change without prior notice.

Smart Lift®

Worksurfaces - Poly Grommet/PowerUp

Smart Lift®
Worksurfaces - Poly Grommet/PowerUp

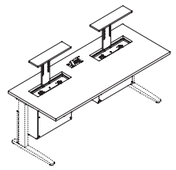

ISMT

Double Unit

- Legs are attached to the worksurface through threaded steel inserts
- Beams and legs must be specified separately
- One PowerUp module or grommet is available centered between the doors for double-unit 66" and 72" widths
- 30" depth provides 17" leg clearance
- Remote must be specified separately if electric lock option (ELK) is select-ed
- 22" PowerUp is recommended when the beam is powered
- 108" PowerUp is recommended when the beam is not powered
- The lift, without the tilt option, can accommodate a VESA compliant monitor with a maximum size of 3.6" deep x 19" high x 21" wide and maximum weight of 15 lbs
- The combined keyboard and monitor thickness must be less than 4.8" thick
- The maximum depth of monitor with the optional tilt bracket (specified separately) is reduced by .6" to 3.0"
- A double SmartLift will receive two 5 lb kits: includes four 2-1/2 lb weights, carriage bolt and locking nut

	MODEL NUMBER													
D x W	Basic Model	Edge Style	Power Option	Grommet/ Module Location	Lock Option	Surface Finish	Edge Color	Grommet/ Module Color	Enclosure Color	Cord Length	Approx. Packaged Weight	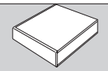 74P Edge (74P)	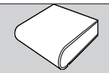 Postformed Edge (PL)	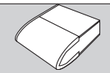 Urethane Edge (ME)
30 x 60"	ISMT3060	□□□	□	S	□□□	□□□	□□□		□□		149.0#	$ 2428	$ 2544	$ 2692
30 x 66"	ISMT3066	□□□	□	□	□□□	□□□	□□□	□□	□□	□□	156.0#	2519	2637	N/A
30 x 72"	ISMT3072	□□□	□	□	□□□	□□□	□□□	□□	□□	□□	161.0#	2609	2727	2887

Ⓐ Ⓑ Ⓒ Ⓓ Ⓔ Ⓕ Ⓖ Ⓗ Ⓘ Ⓙ

HOW TO ORDER

Indicate the following information on order form:
1. Quantity of each item.
2. Model number, including options. See "How To Build a Model Number".
3. Any special service required.

Note: • The □ indicates that a choice is required.
- The absence of the □ indicates that no choice is required.
- Alpha-numeric characters in place of □ indicate that no other alternatives are available.

HOW TO BUILD A MODEL NUMBER

Ⓐ Select basic model.

Ⓑ Select edge style.

74P	- 74P edge
PL	- Postformed edge
ME	- Urethane edge

Ⓒ Select top feed/power option.

N	- No top feed
L	- Left hand top feed
R	- Right hand top feed

Ⓓ Select PowerUp or grommet location.

G	- Grommet only (Rectangular)
P	- PowerUp only; add $164
S	- No PowerUp modules,no grom-mets (solid surface top)

Ⓔ Select locking option.
Remote must be specified separately if 'Electric lock' option (ELK) is selected.

NLK	- No lock
ELK	- Electric lock; add $428
MLA	- Manual lock, keyed alike; add $92
MLS	- Manual lock, keyed standard; add $92

Ⓕ Select surface finish.
Refer to the **Product Color Options** page in this price list.
Surface finish offerings are based on edge style selections.

Ⓖ Select edge color.
Refer to the **Product Color Options** page in this price list.
Edge color offerings are based on edge style selections.

Ⓗ Select grommet/module color.
Refer to the **Product Color Options** page in this price list.

Ⓘ Select enclosure color.
Refer to the **Product Color Options** page in this price list.

Ⓙ Select cord length (feet).

108	- 108" (inches)
22	- 22" (inches)

INFORMATION

Shipping

Worksurfaces with cutouts are shipped separately from garage units. Garage units are shipped assembled with lids pre-attached.

FINISH INFORMATION

Additional Laminate Offering

Additional laminates beyond KI standard offering, are available with two weeks extended leadtime. To specify additional laminates, use these designa-tors followed by the supplier's color/pattern code:

Formica - LF/supplier's color pattern code
Nevamar - LN/supplier's color pattern code
Wilsonart - LW/supplier's color pattern code

KI's standard finish is the supplier's recommended finish for that color/pattern.
Note: Nonstandard laminates from these suppliers (example: textured laminates), require an up-charge and additional leadtime.
Contact KI.

SPECIAL SERVICES

Special Carton Marking

With specially marked information	N/C

Shipping

Ships **knocked down, FOB Bonduel, WI 54107, freight prepaid.** Freight class 70.

Specifications and prices are subject to change without prior notice.

Smart Lift®

Worksurfaces - Villa Metal Grommet/Power Module

Smart Lift®
Worksurfaces - Villa Metal Grommet/Power Module

		MODEL NUMBER													
	D x W	Basic Model	Edge Style	Power Option	Grommet/ Module Location	Lock Option	Surface Finish	Edge Color	Grommet/ Module Color	Enclosure Color	Cord Length	Approx. Packaged Weight	74P Edge (74P)	Postformed Edge (PL)	Urethane Edge (ME)
	30 x 48”	IVMT3048	□□□	□	□□	□□□	□□□	□□□	□□	□□	□□	99.0#	$ 1393	$ 1459	$ 1541
	30 x 54”	IVMT3054	□□□	□	□□	□□□	□□□	□□□	□□	□□	□□	106.0#	1418	1483	N/A

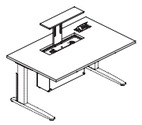

IVMT

Single Unit

- Legs are attached to the worksurface through threaded steel inserts
- Beams and legs must be specified separately
- One PowerUp module or grommet is available in the upper right corner for 48” and 54” widths
- 30” depth provides 17” leg clearance
- Remote must be specified separately if electric lock option (ELK) is select-ed
- 22” PowerUp is included when the beam is powered
- 108” PowerUp is included when the beam is not powered
- The lift, without the tilt option, can accommodate a VESA compliant monitor with a maximum size of 3.6” deep x 19” high x 21” wide and maximum weight of 15 lbs
- The combined keyboard and monitor thickness must be less than 4.8” thick
- The maximum depth of monitor with the optional tilt bracket (specified separately) is reduced by .6” to 3.0”
- A single SmartLift will receive one 5 lb kit: includes two 2-1/2 lb weights, carriage bolt and locking nut

Ⓐ Ⓑ Ⓒ Ⓓ Ⓔ Ⓕ Ⓖ Ⓗ Ⓘ Ⓙ

HOW TO ORDER

Indicate the following information on order form:
1. Quantity of each item.
2. Model number, including options. See “How To Build a Model Number”.
3. Any special service required.

Note: • The □ indicates that a choice is required.
- The absence of the □ indicates that no choice is required.
- Alpha-numeric characters in place of □ indicate that no other alternatives are avail-able.

HOW TO BUILD A MODEL NUMBER

Ⓐ Select basic model.

Ⓑ Select edge style.

74P	- 74P edge
PL	- Postformed edge
ME	- Urethane edge

Ⓒ Select top feed/power option.

N	- No top feed
L	- Left hand top feed
R	- Right hand top feed

Ⓓ Select PowerUp or grommet location.

VG	- One grommet for Villa only; add $88
VM	- One Villa module w/USB and grommet; add $427
OC	- Cutouts only-for single circuit use (grommet not included)

Ⓔ Select locking option.
Remote must be specified separately if ‘Electric lock’ option (ELK) is selected.

NLK	- No lock
ELK	- Electric lock; add $303
MLA	- Manual lock, keyed alike; add $46
MLS	- Manual lock, keyed standard; add $46

Ⓕ Select surface finish.
Refer to the **Product Color Options** page in this price list.
Surface finish offerings are based on edge style selections.

Ⓖ Select edge color.
Refer to the **Product Color Options** page in this price list.
Edge color offerings are based on edge style selections.

Ⓗ Select grommet/module color.
Refer to the **Product Color Options** page in this price list.

Ⓘ Select enclosure color.
Refer to the **Product Color Options** page in this price list.

Ⓙ Select cord length (feet).

108	- 108” (inches)
36	- 36” (inches)

INFORMATION

Shipping

Worksurfaces with cutouts are shipped separately from garage units. Garage units are shipped assembled with lids pre-attached.

FINISH INFORMATION

Additional Laminate Offering

Additional laminates beyond KI standard offering, are available with two weeks extended leadtime. To specify additional laminates, use these designa-tors followed by the supplier’s color/pattern code:

Formica - LF/supplier’s color pattern code
Nevamar - LN/supplier’s color pattern code
Wilsonart - LW/supplier’s color pattern code

KI’s standard finish is the supplier’s recommended finish for that color/pattern.
Note: Nonstandard laminates from these suppliers (example: textured laminates), require an up-charge and additional leadtime.
Contact KI.

SPECIAL SERVICES

Special Carton Marking

With specially marked information N/C

Shipping

Ships **knocked down, FOB Bonduel, WI 54107, freight prepaid.** Freight class 70.

Specifications and prices are subject to change without prior notice.

Smart Lift®

Worksurfaces - Villa Metal Grommet/Power Module

Smart Lift®

Worksurfaces - Villa Metal Grommet/Power Module

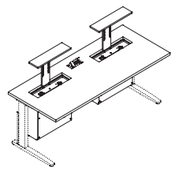

IVMT

Double Unit

- Legs are attached to the worksurface through threaded steel inserts
- Beams and legs must be specified separately
- One PowerUp module or grommet is available centered between the doors for double-unit 66" and 72" widths
- 30" depth provides 17" leg clearance
- Remote must be specified separately if electric lock option (ELK) is selected
- 22" PowerUp is included when the beam is powered
- 108" PowerUp is included when the beam is not powered
- The lift, without the tilt option, can accommodate a VESA compliant monitor with a maximum size of 3.6" deep x 19" high x 21" wide and maximum weight of 15 lbs
- The combined keyboard and monitor thickness must be less than 4.8" thick
- The maximum depth of monitor with the optional tilt bracket (specified separately) is reduced by .6" to 3.0"
- A double SmartLift will receive two 5 lb kits: includes four 2-1/2 lb weights, carriage bolt and locking nut

	MODEL NUMBER													
D x W	Basic Model	Edge Style	Power Option	Grommet/ Module Location	Lock Option	Surface Finish	Edge Color	Grommet/ Module Color	Enclosure Color	Cord Length	Approx. Packaged Weight	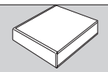 74P Edge (74P)	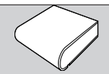 Postformed Edge (PL)	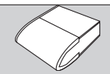 Urethane Edge (ME)
30 x 66"	IVMT3066	□□□	□	□□	□□□	□□□	□□□	□□	□□	□□	156.0#	$ 2519	$ 2637	N/A
30 x 72"	IVMT3072	□□□	□	□□	□□□	□□□	□□□	□□	□□	□□	161.0#	2609	2727	2887

Ⓐ Ⓑ Ⓒ Ⓓ Ⓔ Ⓕ Ⓖ Ⓗ Ⓘ Ⓙ

HOW TO ORDER

Indicate the following information on order form:
1. Quantity of each item.
2. Model number, including options. See "How To Build a Model Number".
3. Any special service required.

Note: • The □ indicates that a choice is required.
- The absence of the □ indicates that no choice is required.
- Alpha-numeric characters in place of □ indicate that no other alternatives are available.

HOW TO BUILD A MODEL NUMBER

Ⓐ Select basic model.

Ⓑ Select edge style.

74P	- 74P edge
PL	- Postformed edge
ME	- Urethane edge

Ⓒ Select top feed/power option.

N	- No top feed
L	- Left hand top feed
R	- Right hand top feed

Ⓓ Select PowerUp or grommet location.

VG	- One grommet for Villa only; add $88
VM	- One Villa module w/USB and grommet; add $427
OC	- Cutouts only-for single circuit use (grommet not included)

Ⓔ Select locking option.
Remote must be specified separately if 'Electric lock' option (ELK) is selected.

NLK	- No lock
ELK	- Electric lock; add $428
MLA	- Manual lock, keyed alike; add $92
MLS	- Manual lock, keyed standard; add $92

Ⓕ Select surface finish.
Refer to the **Product Color Options** page in this price list.
Surface finish offerings are based on edge style selections.

Ⓖ Select edge color.
Refer to the **Product Color Options** page in this price list.
Edge color offerings are based on edge style selections.

Ⓗ Select grommet/module color.
Refer to the **Product Color Options** page in this price list.

Ⓘ Select enclosure color.
Refer to the **Product Color Options** page in this price list.

Ⓙ Select cord length (feet).

108	- 108" (inches)
36	- 36" (inches)

INFORMATION

Shipping

Worksurfaces with cutouts are shipped separately from garage units. Garage units are shipped assembled with lids pre-attached.

FINISH INFORMATION

Additional Laminate Offering

Additional laminates beyond KI standard offering, are available with two weeks extended leadtime. To specify additional laminates, use these designators followed by the supplier's color/pattern code:

Formica - LF/supplier's color pattern code
Nevamar - LN/supplier's color pattern code
Wilsonart - LW/supplier's color pattern code

KI's standard finish is the supplier's recommended finish for that color/pattern.
Note: Nonstandard laminates from these suppliers (example: textured laminates), require an upcharge and additional leadtime.
Contact KI.

SPECIAL SERVICES

Special Carton Marking

With specially marked information	N/C

Shipping

Ships **knocked down, FOB Bonduel, WI 54107, freight prepaid.** Freight class 70.

Specifications and prices are subject to change without prior notice.

Smart Lift®
Accessories

	MODEL	MODEL NUMBER Basic Model	Approx. Packaged Weight	Delivered Pricing
HRDPT	**Monitor Tilt** • Allows up to 10 degrees of monitor tilt • Adds .6" of depth to the monitor	SMTTILT	1.0#	$ 188
HRDPT	**Locking Remote Control** • Can order one per room or one per control box • Only six remotes can be programmed per controller box	LTREMOTE	0.1#	$ 55
HRDPT	**Single Counterweight Kit** • The weight kit will consist of two 2-1/2 lbs weights, a carriage bolt and a locking nut • Kit allows weight to be added in 2-1/2 lbs increments • The monitor, mouse, keyboard and counter weights used on Smart Lift unit should not exceed 15lbs	SMTWEIGHT1	5.0#	$ 50
HRDPT	**Double Counterweight Kit** • The weight kit will consist of four 2-1/2 lbs weights, a carriage bolt and a locking nut • Kit allows weight to be added in 2-1/2 lbs increments • The monitor, mouse, keyboard and counter weights used on Smart Lift unit should not exceed 15lbs	SMTWEIGHT2	10.0#	$ 97

Ⓐ

HOW TO ORDER

Indicate the following information on order form:
1. Quantity of each item.
2. Model number, including options. See "How To Build a Model Number".
3. Any special service required.

Note: • The ☐ indicates that a choice is required.
- The absence of the ☐ indicates that no choice is required.
- Alpha-numeric characters in place of ☐ indicate that no other alternatives are available.

HOW TO BUILD A MODEL NUMBER

Ⓐ Select basic model.

SPECIAL SERVICES

Special Carton Marking

With specially marked information N/C

Shipping

Ships **knocked down, FOB Bonduel, WI 54107, freight prepaid.** Freight class 70.

Specifications and prices are subject to change without prior notice.

Smart Lift®
10-Wire/6 Circuit Beams

Smart Lift®
10-Wire/6 Circuit Beams

	MODEL	W	MODEL NUMBER Basic Model	Trim Color	Paint Color	Approx. Packaged Weight	Delivered Pricing
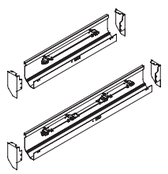 ITFB	**Stand Alone Beam - 10 Wire (6C)** • Beams provide cord management • Includes beam end caps • Rigid wireway provides mounting for (2) duplex receptacles per unit • Duplex receptacles, infeeds and connectors must be ordered separately • Data covers not available • 60", 66" and 72" are double units • Trim color is for the front access door	36"	ITFB36S/T6	□□□	□□	9.5#	$ 721
		42"	ITFB42S/T6	□□□	□□	11.0#	727
		48"	ITFB48S/T6	□□□	□□	13.0#	775
		54"	ITFB54S/T6	□□□	□□	15.0#	850
		60"	ITFB60S/T6	□□□	□□	16.0#	1370
		66"	ITFB66S/T6	□□□	□□	17.0#	1427
		72"	ITFB72S/T6	□□□	□□	18.5#	1551
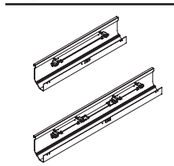 ITFB	**Middle Beam - 10 Wire (6C)** • Beams provide cord management • Does not include beam end cap • Rigid wireway provides mounting for (2) duplex receptacles per unit • Duplex receptacles, infeeds and connectors must be ordered separately • Data covers not available • 60", 66" and 72" are double units • Trim color is for the front access door	36"	ITFB36M/T6	□□□	□□	9.5#	$ 687
		42"	ITFB42M/T6	□□□	□□	11.0#	698
		48"	ITFB48M/T6	□□□	□□	13.0#	749
		54"	ITFB54M/T6	□□□	□□	15.0#	825
		60"	ITFB60M/T6	□□□	□□	16.0#	1342
		66"	ITFB66M/T6	□□□	□□	17.0#	1403
		72"	ITFB72M/T6	□□□	□□	18.5#	1524
				Ⓑ	Ⓒ		

HOW TO ORDER

Indicate the following information on order form:
1. Quantity of each item.
2. Model number, including options. See "How To Build a Model Number".
3. Any special service required.

Note: • The □ indicates that a choice is required.
- The absence of the □ indicates that no choice is required.
- Alpha-numeric characters in place of □ indicate that no other alternatives are available.

HOW TO BUILD A MODEL NUMBER

Ⓐ Select basic model.

Ⓑ Select trim color.
Refer to the **Product Color Options** page in this price list.

Ⓒ Select paint color.
Refer to the **Product Color Options** page in this price list.

SPECIAL SERVICES

Special Carton Marking

With specially marked information	N/C

Shipping

Ships **knocked down, FOB Bonduel, WI 54107, freight prepaid.** Freight class 70.

Specifications and prices are subject to change without prior notice.

Smart Lift®
10-Wire/6 Circuit Beams

Smart Lift®
10-Wire/6 Circuit Beams

	MODEL	W	MODEL NUMBER Basic Model	Trim Color	Paint Color	Approx. Packaged Weight	Delivered Pricing
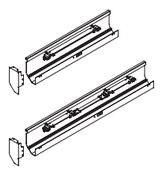 ITFB	**End-of-Run/Left Beam - 10 Wire (6C)** • Beams provide cord management • Includes beam end cap • Rigid wireway provides mounting for (2) duplex receptacles per unit • Duplex receptacles, infeeds and connectors must be ordered separately • Data covers not available • 60", 66" and 72" are double units • Trim color is for the front access door	36"	ITFB36L/T6	□□□	□□	9.5#	$ 687
		42"	ITFB42L/T6	□□□	□□	11.0#	698
		48"	ITFB48L/T6	□□□	□□	13.0#	749
		54"	ITFB54L/T6	□□□	□□	15.0#	825
		60"	ITFB60L/T6	□□□	□□	16.0#	1342
		66"	ITFB66L/T6	□□□	□□	17.0#	1403
		72"	ITFB72L/T6	□□□	□□	18.5#	1524
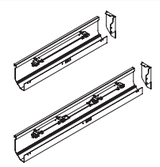 ITFB	**End-of-Run/Right Beam - 10 Wire (6C)** • Beams provide cord management • Includes beam end cap • Rigid wireway provides mounting for (2) duplex receptacles per unit • Duplex receptacles, infeeds and connectors must be ordered separately • Data covers not available • 60", 66" and 72" are double units • Trim color is for the front access door	36"	ITFB36R/T6	□□□	□□	9.5#	$ 687
		42"	ITFB42R/T6	□□□	□□	11.0#	698
		48"	ITFB48R/T6	□□□	□□	13.0#	749
		54"	ITFB54R/T6	□□□	□□	15.0#	825
		60"	ITFB60R/T6	□□□	□□	16.0#	1342
		66"	ITFB66R/T6	□□□	□□	17.0#	1403
		72"	ITFB72R/T6	□□□	□□	18.5#	1524
				Ⓑ	Ⓒ		

HOW TO ORDER

Indicate the following information on order form:
1. Quantity of each item.
2. Model number, including options. See "How To Build a Model Number".
3. Any special service required.

Note: • The □ indicates that a choice is required.
- The absence of the □ indicates that no choice is required.
- Alpha-numeric characters in place of □ indicate that no other alternatives are available.

HOW TO BUILD A MODEL NUMBER

Ⓐ Select basic model.

Ⓑ Select trim color.
Refer to the **Product Color Options** page in this price list.

Ⓒ Select paint color.
Refer to the **Product Color Options** page in this price list.

SPECIAL SERVICES

Special Carton Marking

With specially marked information	N/C

Shipping

Ships **knocked down, FOB Bonduel, WI 54107, freight prepaid.** Freight class 70.

Specifications and prices are subject to change without prior notice.

Smart Lift®
Non-Powered Beams

	MODEL	W	MODEL NUMBER Basic Model	Trim Color	Paint Color	Approx. Packaged Weight	Delivered Pricing
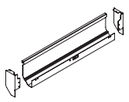 ITFB	**Stand Alone Beam - No Power (NN)** • Includes beam end caps • Rigid beam provides wire management • Data covers not available • Trim color is for the front access door	36”	ITFB36S/NN	□□□	□□	8.0#	$ 493
		42”	ITFB42S/NN	□□□	□□	9.0#	534
		48”	ITFB48S/NN	□□□	□□	10.0#	560
		54”	ITFB54S/NN	□□□	□□	11.0#	635
		60”	ITFB60S/NN	□□□	□□	12.0#	725
		66”	ITFB66S/NN	□□□	□□	13.0#	758
		72”	ITFB72S/NN	□□□	□□	14.0#	902
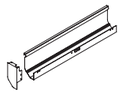 ITFB	**End-of-Run/Left Beam - No Power (NN)** • Includes beam end cap • Rigid beam provides wire management • Data covers not available • Trim color is for the front access door	36”	ITFB36L/NN	□□□	□□	8.0#	$ 469
		42”	ITFB42L/NN	□□□	□□	9.0#	506
		48”	ITFB48L/NN	□□□	□□	10.0#	534
		54”	ITFB54L/NN	□□□	□□	11.0#	608
		60”	ITFB60L/NN	□□□	□□	12.0#	697
		66”	ITFB66L/NN	□□□	□□	13.0#	733
		72”	ITFB72L/NN	□□□	□□	14.0#	873
 ITFB	**Middle Beam - No Power (NN)** • Does not include beam end cap • Rigid beam provides wire management • Data covers not available • Trim color is for the front access door	36”	ITFB36M/NN	□□□	□□	8.0#	$ 469
		42”	ITFB42M/NN	□□□	□□	9.0#	506
		48”	ITFB48M/NN	□□□	□□	10.0#	534
		54”	ITFB54M/NN	□□□	□□	11.0#	608
		60”	ITFB60M/NN	□□□	□□	12.0#	697
		66”	ITFB66M/NN	□□□	□□	13.0#	733
		72”	ITFB72M/NN	□□□	□□	14.0#	873
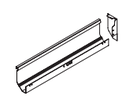 ITFB	**End-of-Run/Right Beam - No Power (NN)** • Includes beam end cap • Rigid beam provides wire management • Data covers not available • Trim color is for the front access door	36”	ITFB36R/NN	□□□	□□	8.0#	$ 469
		42”	ITFB42R/NN	□□□	□□	9.0#	506
		48”	ITFB48R/NN	□□□	□□	10.0#	534
		54”	ITFB54R/NN	□□□	□□	11.0#	608
		60”	ITFB60R/NN	□□□	□□	12.0#	697
		66”	ITFB66R/NN	□□□	□□	13.0#	733
		72”	ITFB72R/NN	□□□	□□	14.0#	873
				Ⓐ	Ⓑ	Ⓒ	

HOW TO ORDER

Indicate the following information on order form:
1. Quantity of each item.
2. Model number, including options. See “How To Build a Model Number”.
3. Any special service required.

Note: • The □ indicates that a choice is required.
- The absence of the □ indicates that no choice is required.
- Alpha-numeric characters in place of □ indicate that no other alternatives are available.

HOW TO BUILD A MODEL NUMBER

Ⓐ Select basic model.

Ⓑ Select trim color.
Refer to the **Product Color Options** page in this price list.

Ⓒ Select paint color.
Refer to the **Product Color Options** page in this price list.

SPECIAL SERVICES

Special Carton Marking

With specially marked information N/C

Shipping

Ships **knocked down, FOB Bonduel, WI 54107, freight prepaid.** Freight class 70.

Specifications and prices are subject to change without prior notice.

Smart Lift®
"C" Legs

Smart Lift®
"C" Legs

	MODEL	D x H	MODEL NUMBER Basic Model	MODEL NUMBER Leg Color	Approx. Packaged Weight	Delivered Pricing
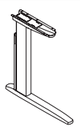 ITFL	**Standard Smart Lift "C" Leg** • Legs will accept power infeed or data infeed, not both • 1-1/4" vertical glide adjustment • Only one leg is included in a kit	30 x 29"	ITFL3029	□□	20.0#	$ 312
		30 x 38"	ITFL3038	□□	26.0#	329
			Ⓐ	Ⓑ		

HOW TO ORDER

Indicate the following information on order form:
1. Quantity of each item.
2. Model number, including options. See "How To Build a Model Number".
3. Any special service required.

Note: • The □ indicates that a choice is required.
- The absence of the □ indicates that no choice is required.
- Alpha-numeric characters in place of □ indicate that no other alternatives are available.

HOW TO BUILD A MODEL NUMBER

Ⓐ Select basic model.

Ⓑ Select leg color.
Refer to the **Product Color Options** page in this price list.

SPECIAL SERVICES

Special Carton Marking

With specially marked information	N/C

Shipping

Ships **knocked down, FOB Bonduel, WI 54107, freight prepaid.** Freight class 70.

Specifications and prices are subject to change without prior notice.

Smart Lift®
Electrical

	MODEL	MODEL NUMBER Basic Model	Paint Color	Approx. Packaged Weight	Delivered Pricing
 HRDPT	**Floor Infeed 10-Wire** • Provides power from fixed floor or wall sources to table power distribution system • 105" infeed length	PTFF	□□	5.0#	$ 197
 HRDPT	**Overhead Infeed Circuit Pre-wired** • Provides power from ceiling source to table distribution system • Includes 10' long aluminum pole with separate channel for electrical and data entry and prewired harness	PCOF.T6	□□	15.0#	$ 748
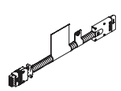 HRDPT	**8-Wire to 10-Wire Adaptor** • 20" long	47.0568.20		1.0#	$ 190
		Ⓐ	Ⓑ		

HOW TO ORDER

Indicate the following information on order form:
1. Quantity of each item.
2. Model number, including options. See "How To Build a Model Number".
3. Any special service required.

Note: • The □ indicates that a choice is required.
- The absence of the □ indicates that no choice is required.
- Alpha-numeric characters in place of □ indicate that no other alternatives are available.

HOW TO BUILD A MODEL NUMBER

Ⓐ Select basic model.

Ⓑ Select paint color.
Refer to the **Product Color Options** page in this price list.

INFORMATION

Infrared Receiver
Works with, and must be ordered with an Infrared Remote Control Unit to lock down or unlock a room of tables featuring flatscreen garage units. One receiver is attached to each table and can receive a signal for up to two garage units.

Infrared Remote Control
Sends locking and unlocking signals to receivers and can also be used to raise and lower multiple units at once.

Floor Infeed (10-Wire)
Two 90° connectors. Flexible steel conduit with eight 12-gauge conductors in the leg. Includes steel trim plate with dual holes for electrical and data entry and six feet of liquid-tight flexible conduit .8315 diameter.

Overhead Infeed Circuit Pre-wired
Aluminum pole is 10ft. in length. Flexible steel conduit with ten 12-gauge conductors. Includes ceiling trim plate.

SPECIAL SERVICES

Special Carton Marking

With specially marked information	N/C

Shipping
Ships **knocked down, FOB Bonduel, WI 54107, freight prepaid.** Freight class 70.

Specifications and prices are subject to change without prior notice.

Smart Lift®
Electrical

	MODEL	Features	MODEL NUMBER Basic Model	Approx. Packaged Weight	Delivered Pricing
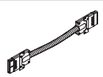 HRDPT	**Worksurface-to-Worksurface 10-Wire Connector** • Connects the 10-wire power system of two adjoining tables • 18" long		46.0782.24	1.0#	$ 108
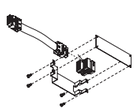 HRDPT	**Quad-Block** • Allows power to be distributed from the middle of a table series • The Quad-block (along with included jumper) enables infeed power from the building to be routed in two directions. These units four female openings accept the male end of the power infeed and the male plug ends of two table-to-table jumpers which transfer the power to the two adjoining tables.		4BT6	1.0#	$ 54
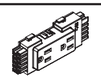 HRDPT	**Receptacles - 6 Circuit** • Attaches to wireways of 10 wire powered tables • Provides two (duplex) receptacles each rated at 15 amps • Some circuits are isolated ground circuits (622 - 4,5, & 6), Isolated ground receptacles are identified by an orange triangle	Circuit 1	47.0706.1.BL	1.0#	$ 32
		Circuit 2	47.0706.2.BL	1.0#	32
		Circuit 3	47.0706.3.BL	1.0#	32
		Circuit 4	47.0706.4I.BL	1.0#	32
		Circuit 5	47.0706.5I.BL	1.0#	32
		Circuit 6	47.0706.6I.BL	1.0#	32
			Ⓐ		

HOW TO ORDER

Indicate the following information on order form:
1. Quantity of each item.
2. Model number, including options. See "How To Build a Model Number".
3. Any special service required.

Note: • The ☐ indicates that a choice is required.
- The absence of the ☐ indicates that no choice is required.
- Alpha-numeric characters in place of ☐ indicate that no other alternatives are available.

HOW TO BUILD A MODEL NUMBER

Ⓐ Select basic model.

SPECIAL SERVICES

Special Carton Marking

With specially marked information N/C

Shipping

Ships **knocked down, FOB Bonduel, WI 54107, freight prepaid.** Freight class 70.

Specifications and prices are subject to change without prior notice.

Smart Lift®
Rectangular Privacy Screens

Smart Lift®
Rectangular Privacy Screens

	MODEL	H x W	MODEL NUMBER Basic Model	MODEL NUMBER Surface Finish	Approx. Packaged Weight	Delivered Pricing
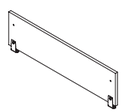 ITFP	**Rectangular Privacy Screens - 11" Height** • Privacy screen brackets and hardware supplied in Graphite Dark only • 60", 66", and 72" screens are made up of 2 screens • Laminate with matching edge band	11 x 36"	ITFP1136	□□□	14.0#	$ 285
		11 x 42"	ITFP1142	□□□	16.0#	318
		11 x 48"	ITFP1148	□□□	17.0#	324
		11 x 54"	ITFP1154	□□□	19.0#	359
		11 x 60"	ITFP1160	□□□	23.0#	492
		11 x 66"	ITFP1166	□□□	25.0#	534
		11 x 72"	ITFP1172	□□□	26.0#	536
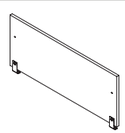 ITFP	**Rectangular Privacy Screens - 17" Height** • Privacy screen brackets and hardware supplied in Graphite Dark only • 60", 66", and 72" screens are made up of 2 screens • Laminate with matching edge band	17 x 36"	ITFP1736	□□□	20.0#	$ 318
		17 x 42"	ITFP1742	□□□	23.0#	362
		17 x 48"	ITFP1748	□□□	26.0#	366
		17 x 54"	ITFP1754	□□□	29.0#	411
		17 x 60"	ITFP1760	□□□	32.0#	550
		17 x 66"	ITFP1766	□□□	36.0#	600
		17 x 72"	ITFP1772	□□□	38.0#	603
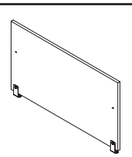 ITFP	**Rectangular Privacy Screens - 23" Height** • Privacy screen brackets and hardware supplied in Graphite Dark only • 60", 66", and 72" screens are made up of 2 screens • Laminate with matching edge band	23 x 36"	ITFP2336	□□□	26.0#	$ 346
		23 x 42"	ITFP2342	□□□	30.0#	396
		23 x 48"	ITFP2348	□□□	34.0#	402
		23 x 54"	ITFP2354	□□□	38.0#	455
		23 x 60"	ITFP2360	□□□	42.0#	600
		23 x 66"	ITFP2366	□□□	47.0#	654
		23 x 72"	ITFP2372	□□□	49.0#	660
				Ⓑ		

Ⓐ

HOW TO ORDER

Indicate the following information on order form:
1. Quantity of each item.
2. Model number, including options. See "How To Build a Model Number".
3. Any special service required.

Note: • The □ indicates that a choice is required.
- The absence of the □ indicates that no choice is required.
- Alpha-numeric characters in place of □ indicate that no other alternatives are available.

HOW TO BUILD A MODEL NUMBER

Ⓐ Select basic model.

Ⓑ Select surface finish.
Refer to the **Product Color Options** page in this price list.
Surface finish offerings are based on edge style selections.

FINISH INFORMATION

Additional Laminate Offering
Additional laminates beyond KI standard offering, are available with two weeks extended leadtime.
To specify additional laminates, use these designators followed by the supplier's color/pattern code:

Formica - LF/supplier's color pattern code
Nevamar - LN/supplier's color pattern code
Wilsonart - LW/supplier's color pattern code

KI's standard finish is the supplier's recommended finish for that color/pattern.
Note: Nonstandard laminates from these suppliers (example: textured laminates), require an upcharge and additional leadtime.
Contact KI.

SPECIAL SERVICES

Special Carton Marking

With specially marked information	N/C

Shipping
Ships **knocked down, FOB Bonduel, WI 54107, freight prepaid.** Freight class 70.

Specifications and prices are subject to change without prior notice.

Smart Lift®
Stand Alone Privacy Screen

Smart Lift®
Stand Alone Privacy Screen

	MODEL	H x W	MODEL NUMBER Basic Model (A)	MODEL NUMBER Surface Finish (B)	Approx. Packaged Weight	Delivered Pricing
 ITFP	**Rectangular Stand Alone Privacy Screens - 11" Height** • Stand Alone screens are positioned along the back side of the table (length). No divider screens attached • Privacy screen brackets and hardware supplied in Graphite Dark only • 60", 66", and 72" screens are made up of 2 screens • Laminate with matching edge band	11 x 36"	ITFPA1136	□□□	14.0#	$ 295
		11 x 42"	ITFPA1142	□□□	16.0#	328
		11 x 48"	ITFPA1148	□□□	17.0#	330
		11 x 54"	ITFPA1154	□□□	19.0#	366
		11 x 60"	ITFPA1160	□□□	23.0#	501
		11 x 66"	ITFPA1166	□□□	25.0#	544
		11 x 72"	ITFPA1172	□□□	26.0#	545
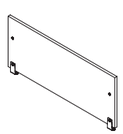 ITFP	**Rectangular Stand Alone Privacy Screens - 17" Height** • Stand Alone screens are positioned along the back side of the table (length). No divider screens attached • Privacy screen brackets and hardware supplied in Graphite Dark only • 60", 66", and 72" screens are made up of 2 screens • Stand Alone privacy screens are not available in 23" height • Laminate with matching edge band	17 x 36"	ITFPA1736	□□□	20.0#	$ 328
		17 x 42"	ITFPA1742	□□□	23.0#	372
		17 x 48"	ITFPA1748	□□□	26.0#	380
		17 x 54"	ITFPA1754	□□□	29.0#	423
		17 x 60"	ITFPA1760	□□□	32.0#	563
		17 x 66"	ITFPA1766	□□□	36.0#	608
		17 x 72"	ITFPA1772	□□□	38.0#	611

HOW TO ORDER

Indicate the following information on order form:
1. Quantity of each item.
2. Model number, including options. See "How To Build a Model Number".
3. Any special service required.

Note: • The □ indicates that a choice is required.
- The absence of the □ indicates that no choice is required.
- Alpha-numeric characters in place of □ indicate that no other alternatives are available.

HOW TO BUILD A MODEL NUMBER

A Select basic model.

B Select surface finish.
Refer to the **Product Color Options** page in this price list.
Surface finish offerings are based on edge style selections.

FINISH INFORMATION

Additional Laminate Offering
Additional laminates beyond KI standard offering, are available with two weeks extended leadtime.
To specify additional laminates, use these designators followed by the supplier's color/pattern code:

Formica - LF/supplier's color pattern code
Nevamar - LN/supplier's color pattern code
Wilsonart - LW/supplier's color pattern code

KI's standard finish is the supplier's recommended finish for that color/pattern.
Note: Nonstandard laminates from these suppliers (example: textured laminates), require an upcharge and additional leadtime.
Contact KI.

SPECIAL SERVICES

Special Carton Marking

With specially marked information	N/C

Shipping
Ships **knocked down, FOB Bonduel, WI 54107, freight prepaid.** Freight class 70.

Specifications and prices are subject to change without prior notice.

Smart Lift®
Divider Screens

	MODEL	H x W	MODEL NUMBER Basic Model	MODEL NUMBER Surface Finish	Approx. Packaged Weight	Delivered Pricing
 ITDV	**End Divider Screens - 11" Height** • Divider screen brackets and hardware supplied in Graphite Dark only • Must be used in conjunction with privacy screen • Laminate with matching edge band	11 x 30"	ITDV1130/E	□□□	13.0#	$ 303
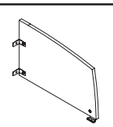 ITDV	**End Divider Screens - 17" Height** • Divider screen brackets and hardware supplied in Graphite Dark only • Must be used in conjunction with privacy screen • Laminate with matching edge band	17 x 30"	ITDV1730/E	□□□	17.0#	$ 330
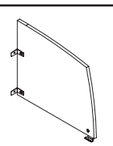 ITDV	**End Divider Screens - 23" Height** • Divider screen brackets and hardware supplied in Graphite Dark only • Must be used in conjunction with privacy screen • Laminate with matching edge band	23 x 30"	ITDV2330/E	□□□	22.0#	$ 359
			Ⓐ	Ⓑ		

HOW TO ORDER

Indicate the following information on order form:
1. Quantity of each item.
2. Model number, including options. See "How To Build a Model Number".
3. Any special service required.

Note: • The □ indicates that a choice is required.
- The absence of the □ indicates that no choice is required.
- Alpha-numeric characters in place of □ indicate that no other alternatives are available.

HOW TO BUILD A MODEL NUMBER

Ⓐ Select basic model.

Ⓑ Select surface finish.
Refer to the **Product Color Options** page in this price list.
Surface finish offerings are based on edge style selections.

FINISH INFORMATION

Additional Laminate Offering

Additional laminates beyond KI standard offering, are available with two weeks extended leadtime.
To specify additional laminates, use these designators followed by the supplier's color/pattern code:

Formica - LF/supplier's color pattern code
Nevamar - LN/supplier's color pattern code
Wilsonart - LW/supplier's color pattern code

KI's standard finish is the supplier's recommended finish for that color/pattern.
Note: Nonstandard laminates from these suppliers (example: textured laminates), require an upcharge and additional leadtime.
Contact KI.

SPECIAL SERVICES

Special Carton Marking

With specially marked information	N/C

Shipping

Ships **knocked down, FOB Bonduel, WI 54107, freight prepaid.** Freight class 70.

Specifications and prices are subject to change without prior notice.

Smart Lift®
Divider Screens

	MODEL	H x W	MODEL NUMBER Basic Model	MODEL NUMBER Surface Finish	Approx. Packaged Weight	Delivered Pricing
 ITDV	**Middle Divider Screens - 11" Height** • Divider screen brackets and hardware supplied in Graphite Dark only • Must be used in conjunction with privacy screen • Laminate with matching edge band	11 x 30"	ITDV1130/M74P	□□□	13.0#	$ 321
		11 x 30"	ITDV1130/MME	□□□	13.0#	321
		11 x 30"	ITDV1130/MPL	□□□	13.0#	321
 ITDV	**Middle Divider Screens - 11" Height** • Divider screen brackets and hardware supplied in Graphite Dark only • Must be used in conjunction with privacy screen • Laminate with matching edge band	17 x 30"	ITDV1730/M74P	□□□	17.0#	$ 351
		17 x 30"	ITDV1730/MME	□□□	17.0#	351
		17 x 30"	ITDV1730/MPL	□□□	17.0#	351
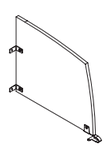 ITDV	**Middle Divider Screens - 23" Height** • Divider screen brackets and hardware supplied in Graphite Dark only • Must be used in conjunction with priva-cyscreen • 23" height divider screens are not available on 24" deep worksurfaces • Laminate with matching edge band	23 x 30"	ITDV2330/M74P	□□□	22.0#	$ 375
		23 x 30"	ITDV2330/MME	□□□	22.0#	375
		23 x 30"	ITDV2330/MPL	□□□	22.0#	375
			Ⓐ	Ⓑ		

HOW TO ORDER

Indicate the following information on order form:
1. Quantity of each item.
2. Model number, including options. See "How To Build a Model Number".
3. Any special service required.

Note: • The □ indicates that a choice is required.
- The absence of the □ indicates that no choice is required.
- Alpha-numeric characters in place of □ indicate that no other alternatives are available.

HOW TO BUILD A MODEL NUMBER

Ⓐ Select basic model.

Ⓑ Select surface finish.
Refer to the **Product Color Options** page in this price list.
Surface finish offerings are based on edge style selections.

FINISH INFORMATION

Additional Laminate Offering

Additional laminates beyond KI standard offering, are available with two weeks extended leadtime.
To specify additional laminates, use these designators followed by the supplier's color/pattern code:

Formica - LF/supplier's color pattern code
Nevamar - LN/supplier's color pattern code
Wilsonart - LW/supplier's color pattern code

KI's standard finish is the supplier's recommended finish for that color/pattern.
Note: Nonstandard laminates from these suppliers (example: textured laminates), require an upcharge and additional leadtime.
Contact KI.

SPECIAL SERVICES

Special Carton Marking

With specially marked information	N/C

Shipping

Ships **knocked down, FOB Bonduel, WI 54107, freight prepaid.** Freight class 70.

Specifications and prices are subject to change without prior notice.

1330 Bellevue Street
P.O. Box 8100
Green Bay, WI 54308-8100
800.424.2432
ki.com

KI and Furnishing Knowledge are registered
trademarks of Krueger International, Inc.

© 2020 Krueger International, Inc.
All Rights Reserved.
Code KI-PLW-000458/KI/PDF

Furnishing Knowledge®

SOLTÍCE®
COLLECTION

PRICE LIST

January 3, 2011

Updated October 3, 2022

800.424.2432

Contents

Refer to KI Terms & Conditions document or visit ki.com.

Contents

Refer to KI Terms & Conditions document or visit ki.com.

Ordering COM, COL and COV
Information 3

Soltice® Healthcare
General Information 4
Product Color Options 5
Sleeper 6
Sleeper Replacement Parts 11
Recliner 12
Recliner Replacement Parts 15
Patient Chair 16
Patient Chair Replacement Parts 17
Bariatric 18
Bariatric Replacement Parts 19

Soltice® 1.5 Healthcare
General Information 20
Product Color Options 21
Recliner 22

Soltice® II Healthcare
General Information 27
Product Color Options 28
Recliner 29

Soltice® 1.5 and Soltice® II Healthcare
Recliner Replacement Parts 34

Soltice® Lounge
General Information 35
Product Color Options 36
Lounge Seating 37

Soltice® Multiple Seating
General Information 46
Product Color Options 47
Multiple Seating 48
Connecting Tables 53

Soltice® Occasional Tables
General Information 54
Product Color Options 55
Occasional Tables 56

Customer's Own Material ■

Specifications Form
January 2017

All fabrics, including COM, COL, KOM and in grades will be applied at the factory's discretion. If a pattern or stripe is to be applied in a certain direction, the customer MUST specify this in writing on the P.O. and attach a sample of the fabric with it running in the application direction to the P.O. Specifying fabric direction may increase the amount of COM or KOM yardage required. Check with KI Customer Service to see if an increase in yardage is necessary BEFORE specifying, ordering and sending COM and COL to the factory or having KOM quoted.

ALL C.O.M AND C.O.L SHIPMENTS MUST BE PREPAID TO:
KI
217 Feld Avenue
High Point, NC 27263

COM and COL must be identified as follows:
1. Name and address
2. Your purchase order number
3. Our style number to which fabric is to be applied
4. Supplier name and fabric name, number, and color

COLLECT SHIPMENTS WILL BE REFUSED.

SHIPMENT SCHEDULE WILL BE GIVEN WHEN ALL FABRIC IS RECEIVED FOR ENTIRE ORDER

YARDAGE REQUIREMENTS LISTED IN PRICE LIST ARE BASED ON PLAIN GOODS 54" WIDE. Fabrics less than 54" wide, or those requiring matching (stripes, plaids, prints, large patterns) will require additional yardage based on the fabric used and the item ordered. CONSULT MATRIX BELOW FOR ADDITIONAL YARDAGE NEEDED.

C.O.M. INCREASE MATRIX (The yardage matrix is also applicable to any reservations of KI Ingrade, Pallas, or KOM upholsteries).

This table is a general guide.

FABRIC WIDTH	PLAIN FABRIC	UNDER 7" REPEAT	8"-13" REPEAT	14"-21" REPEAT	22"-27" REPEAT	28"-33" REPEAT	34"-40" REPEAT	41"-48" REPEAT
54"	0	20%	25%	30%	45%	55%	70%	80%
51"-53"	15%	25%	30%	35%	50%	60%	80%	90%
48"-50"	20%	30%	35%	40%	55%	65%	85%	95%
45"-47"	30%	45%	50%	55%	60%	80%	90%	100%
36"-44"	50%	65%	70%	75%	80%	100%	110%	120%

FABRIC WITH DOUBLE REPEAT: IF USING A FABRIC WITH A DOUBLE REPEAT, PLEASE FOLLOW THIS FORMULA: TAKE THE TOTAL AMOUNT OF THE LARGER AND HALF OF THE SMALLER REPEAT; ADD TOGETHER TO FIND THE CORRECT OVERALL REPEAT. EXAMPLE: 10" VERTICAL WITH 14" HORIZONTAL WOULD BE 14+5=19.

IF FABRIC COMES IN ON MULTIPLE ROLLS, ONE ADDITIONAL YARD PER ROLL NEEDS TO BE ADDED TO THE YARDAGE REQUIREMENT.

SPECIAL NOTE: WE CAN ASSUME NO RESPONSIBILITY FOR THE DURABILITY OR TAILORING QUALITY OF CUSTOMER FURNISHED COVERINGS (C.O.M.) OR KOM. KOM: is fabric that KI will purchase for you at jobber's price (net) plus a nominal charge for handling, shipping, and managing.

Ordering COM, COL and COV
Information

Customer's Own Material ■
Specifications Form
January 2017

ADDITIONAL NOTES:
- Orders cannot go into production without the information listed at right.
- Attach memo sample to this approval sheet.
- If your order has been placed, list PO# _____
- The cost of the COM sample will be paid by the client.
- Even after preliminary approval, KI reserves the right to reject COM/COL if necessary when the quality is not satisfactory for the product to be upholstered. KI assumes no responsibility for its overall appearance, flammability, durability, color fastness or any other quality after upholstered on a KI product.

ALL COM MUST BE APPROVED.
Photocopy this form and submit with COM fabric for approval:

(This fabric approval is for the purpose of advising how to apply your COM fabric, verify yardage required, and suitability.)

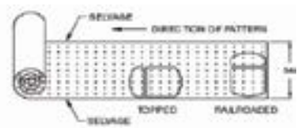

YOUR COMPANY NAME_____

PHONE_____ FAX _____

Material Supplier_____

Material Name_____ Number _____

Material Color _____ Width _____

Vertical Repeat _____ Horizontal Repeat _____

Fiber Content _____

Direction Stripe/Pattern to be applied _____

COM TO BE USED ON THE FOLLOWING:

QTY	PRODUCT NAME/NUMBER
_____	_____
_____	_____
_____	_____
_____	_____
_____	_____

1330 Bellevue Street • P. O. Box 8100 • Green Bay, WI 54308-8100 • Tel 1-800-424-2432 • www.ki.com

© 2012 KI All Rights Reserved • Litho in USA • Code KI-11588R4/KI/PDF/1216

Furnishing Knowledge®

Soltice® Healthcare
General Information







	Lounge Sleeper (Armless)	Lounge Sleeper (Closed Arm)	Loveseat Sleeper (Armless)	Loveseat Sleeper (Closed Arm)	Recliner
General Dimensions					
Seat width	27-1/4"	27-1/4"	54-1/2"	54-1/2"	23-3/4"
Seat depth	19-3/4"	19-3/4"	19-3/4"	19-3/4"	21"
Seat height	17"	17"	17"	17"	18-3/4"
Arm width	4-1/4"	2"	4-1/4"	2"	
Arm height		25-1/4"		25-1/4"	25-1/2"
Back height from seat	17"	17"	17"	17"	
Sleep surface width	27-1/4"	27-1/4"	54-1/2"	54-1/2"	
Sleep surface depth	77"	77"	77"	77"	
Overall Dimensions					
Width	35-3/4"	32-1/4"	63"	60-1/2"	29"
Depth	37-1/2"	37-1/2"	37-1/2"	37-1/2"	37-3/4"
Height	34"	34"	34"	34"	45-3/4"
Depth in sleep position	82-1/2"	82-1/2"	82-1/2"	82-1/2"	









	Patient Chair (Open Arm)	Patient Chair (Closed Arm)	Bariatric Chair (Closed Arm)	Bariatric Chair (Open Arm)
General Dimensions				
Seat width	22"	21-1/2"	30"	29-1/2"
Seat depth	19"	19"	18-3/4"	18-3/4"
Seat height	19"	19"	19"	19"
Arm width	2"	2"	2"	2"
Arm height	27"	27"	27"	27"
Maximum glide range				
Maximum distance from wall				
Overall Dimensions				
Width	26"	26"	34-1/2"	34-1/2"
Depth	29-1/4"	29-1/4"	28"	28"
Height	47-3/4"	47-3/4"	32"	32"

Tablet Arm Options

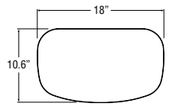

Top-Mounted Articulating Revolving Tablet

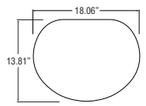

Side-Mounted Articulating Fold-Down Tablet

SPECIFICATIONS

Complimentary Furniture
The following lounge collections offer complimentary furniture that creates continuity and a cohesive look throughout a facility. These complimentary pieces can be found in other sections of the KI price list.

SOLTICE HEALTHCARE SEATING - Soltice® Multiple Seating, Soltice® Guest Seating, Soltice® Lounge Seating, LaResta® Day Bed (FSD/SL)

UPHOLSTERY INFORMATION

C.O.M. Fabric
For C.O.M. fabric sent to KI-High Point on multiple rolls, add an additional yard of fabric per roll to the yardage requirements. Multiple rolls have shorter pieces of fabric on them and do not allow nesting and stacking of the fabric to achieve the best yield as is done with one large roll. This results in yardage shortages and requests for additional fabric from the client, which can hold up the order. For each roll that is sent, one yard needs to be added and needs to be added to one of the rolls, not separately.

Fabric Disclaimer
Fabric will be applied as swatched by the fabric manufacturer. Fabric that is required to be applied differently than is swatched will need a Modified Product Request written specifying the direction the fabric is to be applied.

FINISH INFORMATION

Color Match
KI offers the additional option of color matching paint, polypropylene, or wood stain through Product Modification Requests. Contact Service for detials.

INFORMATION

Warranty
Refer to KI Terms & Conditions document or visit ki.com

Soltice® Healthcare
Product Color Options

Soltice® Healthcare
Product Color Options

Wood Finish - Core

Cherry Storm on Beech	BCX
Cinnamon on Beech	BCN
Cocoa on Beech	BCA
Eclypse Black on Beech	BEB
Florence Walnut on Beech	BFC
Kensington Maple on Maple	MMA
Monticello Maple on Beech	BMT
Natural on Beech	BNA
River Cherry on Beech	BRY

Kensington Maple requires an upcharge.

Veneer Wood Finish - Core

Cherry Storm on Beech	BCX2
Cinnamon on Beech	BCN2
Cocoa on Beech	BCA2
Eclypse Black on Beech	BEB2
Kensington Maple on Maple	MMA2
Monticello Maple on Beech	BMT2
Natural on Beech	BNA2
River Cherry on Beech	BRY2

Drawer Pull Color

Blue Grey	PLBG
Gloss Black (standard)	PLBK
Sand	PLSD
Warm Grey	PLWG

Surface Finish - Laminate

Belair	LBQ
Biltmore Cherry	LBT
Black	LBK
Brighton Walnut	LBW
Canyon Zephyr	LCA
Castle Oak	LCO
Casual Linen	LCU
Cherry Storm	LCX
Classic Linen	LCI
Cloud Zephyr	LCL
Cocobala	LCC
Crisp Linen	LRI
Desert Zephyr	LDZ
Dove Grey	LDG
Fired Steel	LIL
Flax Linen	LXF
Florence Walnut	LFC
Forged Steel	LOL
Friston Ash	LFH
Frosty White	LFW
Graphite Nebula	LGN
Grey	LGE
High Rise	LHE
Hollyberry	LHY
Irish Linen	LIH
Island	LID
Italian Silver Ash	LIT
Kensington Maple	LKM
Lapis Blue	LLB
Markerboard White	LMK
Misted Zephyr	LMR
Monticello Maple	LMT
Nickel Evolv	LNV
North Sea	LNA
Ocean	LON
Pearl Bisque	LPB
Pearl Silver	LPS
Pressed Linen	LPR
River Cherry	LRY
Rugged Linen	LRG
Satin Stainless	LSS
Shadow Zephyr	LSR
Silicon evolv	LSV
Sterling Ash	LAZ
Tailored Linen	LTL
Titanium evolv	LTV
White Nebula	LWL
White Sand	LWN
Windsor Mahogany	LWY

Soltice® Healthcare
Sleeper

Soltice® Healthcare
Sleeper

	MODEL	Features	MODEL NUMBER: Basic Model (A)	Non-Contrast or Fabric Contrast 1 (B)	Fabric Contrast 2 (C)	Pull Color (D)	Arm Cap (E)	Wood Finish (F)	Fire Code (G)	Moisture Barrier (H)	Approx. Packaged Weight	Grade C.O.M.	Grade C	Grade D	Grade E & C.O.L.	Grade F	Grade G	Grade H	Grade I	Grade J	Grade K	Grade L Leather	Grade M Leather	TB133 add to list price	Moisture Barrier add to list price
	**Lounge Sleeper - No Arm** • Non-contrast C.O.M = 6.75 yd • 1 = Seat and back/sleep surface (Fabric Contrast 1) C.O.M. = 3.75 yd • 2 = Arms and frame (Fabric Contrast 2) C.O.M. = 3.5 yd	Non-contrast	SLS/NC	□□□□		□□□□			□□□	□□□	195.0#	$ 4389	$ 4744	$ 4837	$ 4953	$ 5026	$ 5180	$ 5326	$ 5514	$ 5893	$ 6268	$ 6648	$ 7399	$ 513	$ 188
		Contrast	SLS/FC	□□□□	□□□□	□□□□			□□□	□□□	195.0#	4469	4821	4916	5029	5107	5257	5408	5593	5970	6348	6725	7478	513	188
SOLLS																									
	**Lounge Sleeper - Closed Arm** • Non-contrast C.O.M = 8.75 yd • 1 = Seat and back/sleep surface (Fabric Contrast 1) C.O.M. = 3.75 yd • 2 = Arms and frame (Fabric Contrast 2) C.O.M. = 5 yd	Non-contrast	SLSP/NC	□□□□		□□□□	□□□	□□□	□□□	□□□	220.0#	$ 5504	$ 5939	$ 6053	$ 6194	$ 6286	$ 6472	$ 6655	$ 6884	$ 7343	$ 7803	$ 8266	$ 9190	$ 585	$ 188
		Contrast	SLSP/FC	□□□□	□□□□	□□□□	□□□	□□□	□□□	□□□	220.0#	5586	6018	6131	6270	6365	6548	6733	6960	7425	7880	8344	9266	585	188
SOLLS																									
SORP	**Lounge Sleeper Replacement Seat & Back Cushions** • Non-contrast C.O.M = 3.75 yd	No arm	SLSC	□□□□					□□□	□□□	25.0#	$ 994	$ 1130	$ 1237	$ 1357	$ 1454	$ 1619	$ 1780	$ 2118	$ 2530	$ 2954	$ 3369	$ 4710	$ 205	$ 2456
		Closed arm	SLSPC	□□□□					□□□	□□□	25.0#	994	1130	1237	1357	1454	1619	1780	2118	2530	2954	3369	4710	205	2456

HOW TO ORDER

Indicate the following information on order form:
1. Quantity of each item.
2. Model number, including options. See "How To Build a Model Number".
3. Any special service required.

Note: • The □ indicates that a choice is required.
- The absence of the □ indicates that no choice is required.
- Alpha-numeric characters in place of □ indicate that no other alternatives are available.

HOW TO BUILD A MODEL NUMBER

A Select basic model.

B Select non-contrast or fabric contrast 1.
Refer to **ki.com/fabrics**

C Select fabric contrast 2.
Refer to **ki.com/fabrics**

D Select pull handle color.
Refer to the **Product Color Options** page in this price list.

E Select arm option.

WAC	- Wood armcaps (pair)
PAC	- Black poly (pair); add $243

F Select wood finish color.*
Refer to the **Product Color Options** page in this price list.
*For Kensington Maple add upcharge.

G Select fire code.

NFR	- Compliance to TB 117-2013
FR	- Compliance to TB 133

See pricing column for TB133 upcharge.

H Select moisture barrier.

NMB	- No moisture barrier
MB	- Moisture barrier

See pricing column for moisture barrier upcharge.

KENSINGTON MAPLE UPCHARGE

Kensington Maple requires extended leadtimes.

Model	
SLS/NC	$64
SLS/FC	$64
SLSS/LFS/NC	$64
SLSS/RGS/NC	$64
SLSS/DS/NC	$64
SLSS/LFS/FC	$64
SLSS/RFS/FC	$64
SLSS/DS/FC	$64
SLSP/NC	$52
SLSP/FC	$52
SLSSP/LFS/NC	$52
SLSSP/RFS/NC	$52
SLSSP/DS/NC	$52
SLSSP/LFS/FC	$52
SLSSP/RFS/FC	$52
SLSSP/DS/FC	$52

INFORMATION

C.O.M. Requirements
C.O.M. yardage requirements listed above are based on plain goods 54" wide. If less than 54" wide or fabrics requiring matching (stripes, plaids, prints, large patterns), additional yardage will be needed. Consult C.O.M. matrix on the Ordering C.O.M. and C.O.L. page for additional yardage needed. For C.O.M. fabric sent to KI-High Point on multiple rolls, add an additional yard of fabric per roll to the yardage requirements.

C.O.L. Requirements
Figure 18 sq. ft. of leather (C.O.L.) for each yard shown (i.e., 4.75 x 18 = 85.5 sq. ft.).

Contrasting Upholstery
When contrasting fabric is chosen, price at highest in-grade.

Minimum Fabric/Leather Quantity
Minimum order for fabric is 1 yard. Minimum order for leather is 1 hide (approximately 50 sq. ft).

Moisture Barrier
Moisture barrier is applied underneath the fabric cover as a means of protecting the foam. Not available with TB133.

California TB133 Fire Safety Code
For California Technical Bulletin 133 compliant models, a Product Modification Request in required. Contact Customer Service for details.

Construction
Seat and back frame constructed of welded structural steel. Arms constructed from kiln-dried hardwood. Arms are not field replaceable. Cushions constructed of multiple densities of polyurethane foam. Storage box constructed of laminated plywood, black paint standard.

Options
SLS - comes standard with casters. Casters, front (locking/swivel) and rear (swivel).

SPECIAL SERVICES

Special Carton Marking

With specially marked information	N/C

Shipping
Ships **assembled, FOB High Point, NC 27263, freight prepaid.** Freight class 125.

Specifications and prices are subject to change without prior notice.

Soltice® Healthcare
Sleeper

Soltice® Healthcare
Sleeper

	MODEL	Features	MODEL NUMBER: Basic Model (A)	Non-Contrast or Fabric Contrast 1 (B)	Fabric Contrast 2 (C)	Pull Color (D)	Wood Finish (E)	Fire Code (F)	Moisture Barrier (G)	Approx. Packaged Weight	Grade C.O.M.	Grade C	Grade D	Grade E & C.O.L.	Grade F	Grade G	Grade H	Grade I	Grade J	Grade K	Grade L Leather	Grade M Leather	TB133 add to list price	Moisture Barrier add to list price
 SOLLS	**Loveseat Sleeper (Armless) - LFS (Open, Left Side Facing)** • Non-contrast C.O.M = 11.75 yd • 1 = Seat and back (Fabric Contrast 1) C.O.M. = 7.5 yd • 2 = Arms and frame (Fabric Contrast 2) C.O.M. = 4.25 yd	Non-contrast	SLSS/LFS/NC	□□□□		□□□□	□□□	□□□	□□□	250.0#	$ 6128	$ 6748	$ 6908	$ 7108	$ 7238	$ 7506	$ 7761	$ 8093	$ 8747	$ 9400	$ 10061	$ 11373	$ 746	$ 417
		Contrast	SLSS/LFS/FC	□□□□	□□□□	□□□□	□□□	□□□	□□□	250.0#	6245	6865	7028	7224	7359	7621	7880	8210	8865	9521	10177	11489	746	417
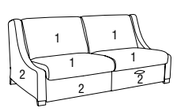 SOLLS	**Loveseat Sleeper (Armless) - RFS (Open, Right Side Facing)** • Non-contrast C.O.M = 11.75 yd • 1 = Seat and back (Fabric Contrast 1) C.O.M. = 7.5 yd • 2 = Arms and frame (Fabric Contrast 2) C.O.M. = 4.25 yd	Non-contrast	SLSS/RFS/NC	□□□□		□□□□	□□□	□□□	□□□	250.0#	$ 6128	$ 6748	$ 6908	$ 7108	$ 7238	$ 7506	$ 7761	$ 8093	$ 8747	$ 9400	$ 10061	$ 11373	$ 746	$ 417
		Contrast	SLSS/RFS/FC	□□□□	□□□□	□□□□	□□□	□□□	□□□	250.0#	6245	6865	7028	7224	7359	7621	7880	8210	8865	9521	10177	11489	746	417
			Ⓐ	Ⓑ	Ⓒ	Ⓓ	Ⓔ	Ⓕ	Ⓖ															

HOW TO ORDER

Indicate the following information on order form:
1. Quantity of each item.
2. Model number, including options. See “How To Build a Model Number”.
3. Any special service required.

Note: • The □ indicates that a choice is required.
- The absence of the □ indicates that no choice is required.
- Alpha-numeric characters in place of □ indicate that no other alternatives are available.

HOW TO BUILD A MODEL NUMBER

Ⓐ Select basic model.

Ⓑ Select non-contrast or fabric contrast 1.
Refer to **ki.com/fabrics**

Ⓒ Select fabric contrast 2.
Refer to **ki.com/fabrics**

Ⓓ Select pull handle color.
Refer to the **Product Color Options** page in this price list.

Ⓔ Select wood finish color.*
Refer to the **Product Color Options** page in this price list.
*For Kensington Maple add upcharge.

Ⓕ Select fire code.

NFR	- Compliance to TB 117-2013
FR	- Compliance to TB 133

See pricing column for TB133 upcharge.

Ⓖ Select moisture barrier.

NMB	- No moisture barrier
MB	- Moisture barrier

See pricing column for moisture barrier upcharge.

KENSINGTON MAPLE UPCHARGE

Kensington Maple requires extended leadtimes.

Model	
SLS/NC	$64
SLS/FC	$64
SLSS/LFS/NC	$64
SLSS/RGS/NC	$64
SLSS/DS/NC	$64
SLSS/LFS/FC	$64
SLSS/RFS/FC	$64
SLSS/DS/FC	$64
SLSP/NC	$52
SLSP/FC	$52
SLSSP/LFS/NC	$52
SLSSP/RFS/NC	$52
SLSSP/DS/NC	$52
SLSSP/LFS/FC	$52
SLSSP/RFS/FC	$52
SLSSP/DS/FC	$52

INFORMATION

C.O.M. Requirements
C.O.M. yardage requirements listed above are based on plain goods 54” wide. If less than 54” wide or fabrics requiring matching (stripes, plaids, prints, large patterns), additional yardage will be needed. Consult C.O.M. matrix on the Ordering C.O.M. and C.O.L. page for additional yardage needed. For C.O.M. fabric sent to KI-High Point on multiple rolls, add an additional yard of fabric per roll to the yardage requirements.

C.O.L. Requirements
Figure 18 sq. ft. of leather (C.O.L.) for each yard shown (i.e., 4.75 x 18 = 85.5 sq. ft.).

Contrasting Upholstery
When contrasting fabric is chosen, price at highest in-grade.

Minimum Fabric/Leather Quantity
Minimum order for fabric is 1 yard. Minimum order for leather is 1 hide (approximately 50 sq. ft).

Moisture Barrier
Moisture barrier is applied underneath the fabric cover as a means of protecting the foam. Not available with TB133.

California TB133 Fire Safety Code
For California Technical Bulletin 133 compliant models, a Product Modification Request in required. Contact Customer Service for details.

Construction
Seat and back frame constructed of welded structural steel. Arms constructed from kiln-dried hardwood. Arms are not field replaceable. Cushions constructed of multiple densities of polyurethane foam. Storage box constructed of laminated plywood, black paint standard.

Option
Casters Are NOT available on SLSS loveseat sleeper. Wood legs are standard.

SPECIAL SERVICES

Special Carton Marking

With specially marked information	N/C

Shipping
Ships **assembled, FOB High Point, NC 27263, freight prepaid.** Freight class 125.

Specifications and prices are subject to change without prior notice.

Soltice® Healthcare
Sleeper

Soltice® Healthcare
Sleeper

	Features	MODEL NUMBER Basic Model	Non-Contrast or Fabric Contrast 1	Fabric Contrast 2	I.V. Pole	Catheter Attach-ment	Magazine Rack	Arm Cap	Wood Finish	Veneer Color	Approx. Packaged Weight	Grade C.O.M.	Grade C	Grade D	Grade E & C.O.L.	Grade F	Grade G	Grade H	Grade I	Grade J	Grade K	Grade L Leather	Grade M Leather	TB133 add to list price	Moisture Barrier add to list price
SORL **Recliner (w/Veneer Top, Side-Mounted Articulating Fold-Down Tablet) - Non-contrast** • Non-contrast C.O.M = 5.5 yd	Left facing	SR/NC/LFT/VT	□□□□		□□□□	□□□	□□□	□□□	□□□	□□□	113.0#	$ 4640	$ 4702	$ 4791	$ 4911	$ 4982	$ 5135	$ 5286	$ 5476	$ 5855	$ 6235	$ 6614	$ 7369	$ 424	$ 201
	Right facing	SR/NC/RFT/VT	□□□□		□□□□	□□□	□□□	□□□	□□□	□□□	113.0#	4640	4702	4791	4911	4982	5135	5286	5476	5855	6235	6614	7369	424	201
 SORL **Recliner (w/Veneer Top, Side-Mounted Articulating Fold-Down Tablet) - Contrast** • 1 = Back and arms (Fabric Contrast 1) C.O.M. = 4.5 yd • 2 = Seat (Fabric Contrast 2) C.O.M. = 1.5 yd • Optional magazine rack (Fabric Contrast 1) C.O.M. = .5 yd	Left facing	SR/FC/LFT/VT	□□□□	□□□□	□□□□	□□□	□□□	□□□	□□□	□□□	113.0#	$ 4699	$ 4760	$ 4847	$ 4963	$ 5036	$ 5185	$ 5333	$ 5522	$ 5893	$ 6268	$ 6643	$ 7391	$ 424	$ 201
	Right facing	SR/FC/RFT/VT	□□□□	□□□□	□□□□	□□□	□□□	□□□	□□□	□□□	113.0#	4699	4760	4847	4963	5036	5185	5333	5522	5893	6268	6643	7391	424	201
SORL **Recliner (w/Veneer Top, Top-Mounted Articulating Revolving Tablet) - Non-contrast** • Non-contrast C.O.M = 5.5 yd	Left facing	SR/NC/LFRT/VT	□□□□		□□□□	□□□	□□□	□□□	□□□	□□□	113.0#	$ 4640	$ 4702	$ 4791	$ 4911	$ 4982	$ 5135	$ 5286	$ 5476	$ 5855	$ 6235	$ 6614	$ 7369	$ 424	$ 201
	Right facing	SR/NC/RFRT/VT	□□□□		□□□□	□□□	□□□	□□□	□□□	□□□	113.0#	4640	4702	4791	4911	4982	5135	5286	5476	5855	6235	6614	7369	424	201
 SORL **Recliner (w/Veneer Top, Top-Mounted Articulating Revolving Tablet) - Contrast** • 1 = Back and arms (Fabric Contrast 1) C.O.M. = 4.5 yd • 2 = Seat (Fabric Contrast 2) C.O.M. = 1.5 yd • Optional magazine rack (Fabric Contrast 1) C.O.M. = .5 yd	Left facing	SR/FC/LFRT/VT	□□□□	□□□□	□□□□	□□□	□□□	□□□	□□□	□□□	113.0#	$ 4699	$ 4760	$ 4847	$ 4963	$ 5036	$ 5185	$ 5333	$ 5522	$ 5893	$ 6268	$ 6643	$ 7391	$ 424	$ 201
	Right facing	SR/FC/RFRT/VT	□□□□	□□□□	□□□□	□□□	□□□	□□□	□□□	□□□	113.0#	4699	4760	4847	4963	5036	5185	5333	5522	5893	6268	6643	7391	424	201
		Ⓐ	Ⓑ	Ⓒ	Ⓓ	Ⓔ	Ⓕ	Ⓖ	Ⓗ	Ⓘ															

HOW TO ORDER

Indicate the following information on order form:
1. Quantity of each item.
2. Model number, including options. See "How To Build a Model Number".
3. Any special service required.

Note: • The □ indicates that a choice is required.
• The absence of the □ indicates that no choice is required.
• Alpha-numeric characters in place of □ indicate that no other alternatives are available.

HOW TO BUILD A MODEL NUMBER

Ⓐ Select basic model.

Ⓑ Select non-contrast or fabric contrast 1.
Refer to **ki.com/fabrics**

Ⓒ Select fabric contrast 2.
Refer to **ki.com/fabrics**

Ⓓ Select pull handle color.
Refer to the **Product Color Options** page in this price list.

Ⓔ Select wood finish color.*
Refer to the **Product Color Options** page in this price list.
*For Kensington Maple add upcharge.

Ⓕ Select fire code.

NFR	- Compliance to TB 117-2013
FR	- Compliance to TB 133

See pricing column for TB133 upcharge.

Ⓖ Select moisture barrier.

NMB	- No moisture barrier
MB	- Moisture barrier

See pricing column for moisture barrier upcharge.

KENSINGTON MAPLE UPCHARGE

Kensington Maple requires extended leadtimes.

Model	
SLS/NC	$64
SLS/FC	$64
SLSS/LFS/NC	$64
SLSS/RGS/NC	$64
SLSS/DS/NC	$64
SLSS/LFS/FC	$64
SLSS/RFS/FC	$64
SLSS/DS/FC	$64
SLSP/NC	$52
SLSP/FC	$52
SLSSP/LFS/NC	$52
SLSSP/RFS/NC	$52
SLSSP/DS/NC	$52
SLSSP/LFS/FC	$52
SLSSP/RFS/FC	$52
SLSSP/DS/FC	$52

INFORMATION

C.O.M. Requirements
C.O.M. yardage requirements listed above are based on plain goods 54" wide. If less than 54" wide or fabrics requiring matching (stripes, plaids, prints, large patterns), additional yardage will be needed. Consult C.O.M. matrix on the Ordering C.O.M. and C.O.L. page for additional yardage needed. For C.O.M. fabric sent to KI-High Point on multiple rolls, add an additional yard of fabric per roll to the yardage requirements.

C.O.L. Requirements
Figure 18 sq. ft. of leather (C.O.L.) for each yard shown (i.e., 4.75 x 18 = 85.5 sq. ft.).

Contrasting Upholstery
When contrasting fabric is chosen, price at highest in-grade.

Minimum Fabric/Leather Quantity
Minimum order for fabric is 1 yard. Minimum order for leather is 1 hide (approximately 50 sq. ft).

Moisture Barrier
Moisture barrier is applied underneath the fabric cover as a means of protecting the foam. Not available with TB133.

California TB133 Fire Safety Code
For California Technical Bulletin 133 compliant models, a Product Modification Request in required. Contact Customer Service for details.

Construction
Seat and back frame constructed of welded structural steel. Arms constructed from kiln-dried hardwood. Arms are not field replaceable. Cushions constructed of multiple densities of polyurethane foam. Storage box constructed of laminated plywood, black paint standard.

Option
Casters Are NOT available on SLSS loveseat sleeper. Wood legs are standard.

SPECIAL SERVICES

Special Carton Marking

With specially marked information	N/C

Shipping
Ships **assembled, FOB High Point, NC 27263, freight prepaid.** Freight class 125.

Specifications and prices are subject to change without prior notice.

Soltice® Healthcare
Sleeper

Soltice® Healthcare
Sleeper

	Features	MODEL NUMBER Basic Model	Non-Contrast or Fabric Contrast 1	Fabric Contrast 2	Pull Color	Arm Cap	Wood Finish	Fire Code	Moisture Barrier	Approx. Packaged Weight	Grade C.O.M.	Grade C	Grade D	Grade E & C.O.L.	Grade F	Grade G	Grade H	Grade I	Grade J	Grade K	Grade L Leather	Grade M Leather	TB133 add to list price	Moisture Barrier add to list price
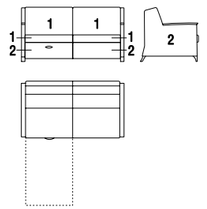	Non-contrast	SLSSP/LFS/NC	□□□□		□□□□	□□□	□□□	□□□	□□□	270.0#	$ 6782	$ 7400	$ 7566	$ 7760	$ 7898	$ 8158	$ 8421	$ 8747	$ 9400	$ 10061	$ 10714	$ 12028	$ 746	$ 417
	Contrast	SLSSP/LFS/FC	□□□□	□□□□	□□□□	□□□	□□□	□□□	□□□	270.0#	6899	7519	7680	7879	8016	8275	8537	8865	9521	10177	10832	12148	746	417
SOLLS																								
Loveseat Sleeper (Closed Arm) - LFS (Open, Left Side Facing)																								
• Non-contrast C.O.M = 11.75 yd • 1 = Seat and back (Fabric Contrast 1) C.O.M. = 7.5 yd • 2 = Arms and frame (Fabric Contrast 2) C.O.M. = 5.5 yd																								
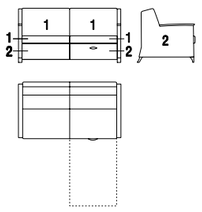	Non-contrast	SLSSP/RFS/NC	□□□□		□□□□	□□□	□□□	□□□	□□□	270.0#	$ 6782	$ 7400	$ 7566	$ 7760	$ 7898	$ 8158	$ 8421	$ 8747	$ 9400	$ 10061	$ 10714	$ 12028	$ 746	$ 417
	Contrast	SLSSP/RFS/FC	□□□□	□□□□	□□□□	□□□	□□□	□□□	□□□	270.0#	6899	7519	7680	7879	8016	8275	8537	8865	9521	10177	10832	12148	746	417
SOLLS																								
Loveseat Sleeper (Closed Arm) - RFS (Open, Right Side Facing)																								
• Non-contrast C.O.M = 11.75 yd • 1 = Seat and back (Fabric Contrast 1) C.O.M. = 7.5 yd • 2 = Arms and frame (Fabric Contrast 2) C.O.M. = 5.5 yd																								
		Ⓐ	Ⓑ	Ⓒ	Ⓓ	Ⓔ	Ⓕ	Ⓖ	Ⓗ															

HOW TO ORDER

Indicate the following information on order form:
1. Quantity of each item.
2. Model number, including options. See "How To Build a Model Number".
3. Any special service required.

Note: • The □ indicates that a choice is required.
- The absence of the □ indicates that no choice is required.
- Alpha-numeric characters in place of □ indicate that no other alternatives are available.

HOW TO BUILD A MODEL NUMBER

Ⓐ Select basic model.

Ⓑ Select non-contrast or fabric contrast 1.
Refer to **ki.com/fabrics**

Ⓒ Select fabric contrast 2.
Refer to **ki.com/fabrics**

Ⓓ Select pull handle color.
Refer to the **Product Color Options** page in this price list.

Ⓔ Select arm option.

WAC	- Wood armcaps (pair)
PAC	- Black poly (pair); add $243

Ⓕ Select wood finish color.*
Refer to the **Product Color Options** page in this price list.
*For Kensington Maple add upcharge.

Ⓖ Select fire code.

NFR	- Compliance to TB 117-2013
FR	- Compliance to TB 133

See pricing column for TB133 upcharge.

Ⓗ Select moisture barrier.

NMB	- No moisture barrier
MB	- Moisture barrier

See pricing column for moisture barrier upcharge.

KENSINGTON MAPLE UPCHARGE

Kensington Maple requires extended leadtimes.

Model	
SLS/NC	$64
SLS/FC	$64
SLSS/LFS/NC	$64
SLSS/RGS/NC	$64
SLSS/DS/NC	$64
SLSS/LFS/FC	$64
SLSS/RFS/FC	$64
SLSS/DS/FC	$64
SLSP/NC	$52
SLSP/FC	$52
SLSSP/LFS/NC	$52
SLSSP/RFS/NC	$52
SLSSP/DS/NC	$52
SLSSP/LFS/FC	$52
SLSSP/RFS/FC	$52
SLSSP/DS/FC	$52

INFORMATION

C.O.M. Requirements
C.O.M. yardage requirements listed above are based on plain goods 54" wide. If less than 54" wide or fabrics requiring matching (stripes, plaids, prints, large patterns), additional yardage will be needed. Consult C.O.M. matrix on the Ordering C.O.M. and C.O.L. page for additional yardage needed. For C.O.M. fabric sent to KI-High Point on multiple rolls, add an additional yard of fabric per roll to the yardage requirements.

C.O.L. Requirements
Figure 18 sq. ft. of leather (C.O.L.) for each yard shown (i.e., 4.75 x 18 = 85.5 sq. ft.).

Contrasting Upholstery
When contrasting fabric is chosen, price at highest in-grade.

Minimum Fabric/Leather Quantity
Minimum order for fabric is 1 yard. Minimum order for leather is 1 hide (approximately 50 sq. ft).

Moisture Barrier
Moisture barrier is applied underneath the fabric cover as a means of protecting the foam. Not available with TB133.

California TB133 Fire Safety Code
For California Technical Bulletin 133 compliant models, a Product Modification Request in required. Contact Customer Service for details.

Construction
Seat and back frame constructed of welded structural steel. Arms constructed from kiln-dried hardwood. Arms are not field replaceable. Cushions constructed of multiple densities of polyurethane foam. Storage box constructed of laminated plywood, black paint standard.

Option
Casters Are NOT available on SLSS loveseat sleeper. Wood legs are standard.

SPECIAL SERVICES

Special Carton Marking

With specially marked information	N/C

Shipping
Ships **assembled, FOB High Point, NC 27263, freight prepaid.** Freight class 125.

Specifications and prices are subject to change without prior notice.

Soltice® Healthcare
Sleeper

Soltice® Healthcare
Sleeper

	MODEL	Features	MODEL NUMBER: Basic Model	Non-Contrast or Fabric Contrast 1	Fabric Contrast 2	Pull Color	Arm Cap	Wood Finish	Fire Code	Moisture Barrier	Approx. Packaged Weight	Grade C.O.M.	Grade C	Grade D	Grade E & C.O.L.	Grade F	Grade G	Grade H	Grade I	Grade J	Grade K	Grade L Leather	Grade M Leather	TB133 add to list price	Moisture Barrier add to list price
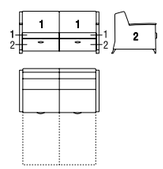	**Loveseat Sleeper (Closed Arm) - DS (Open, Both Sides Facing)** • Non-contrast C.O.M = 11.75 yd • 1 = Seat and back (Fabric Contrast 1) C.O.M. = 7.5 yd • 2 = Arms and frame (Fabric Contrast 2) C.O.M. = 5.5 yd	Non-contrast	SLSSP/DS/NC	□□□□		□□□□	□□□	□□□	□□□	□□□	310.0#	$ 8686	$ 9306	$ 9469	$ 9666	$ 9797	$ 10063	$ 10325	$ 10649	$ 11305	$ 11961	$ 12619	$ 13932	$ 746	$ 417
		Contrast	SLSSP/DS/FC	□□□□	□□□□	□□□□	□□□	□□□	□□□	□□□	310.0#	8804	9424	9591	9785	9915	10179	10444	10767	11426	12082	12735	14046	746	417
SOLLS				Ⓑ	Ⓒ	Ⓓ	Ⓔ	Ⓕ	Ⓖ	Ⓗ															

HOW TO ORDER

Indicate the following information on order form:
1. Quantity of each item.
2. Model number, including options. See “How To Build a Model Number”.
3. Any special service required.

Note: • The □ indicates that a choice is required.
- The absence of the □ indicates that no choice is required.
- Alpha-numeric characters in place of □ indicate that no other alternatives are available.

HOW TO BUILD A MODEL NUMBER

Ⓐ Select basic model.

Ⓑ Select non-contrast or fabric contrast 1.
Refer to **ki.com/fabrics**

Ⓒ Select fabric contrast 2.
Refer to **ki.com/fabrics**

Ⓓ Select pull handle color.
Refer to the **Product Color Options** page in this price list.

Ⓔ Select arm option.

WAC	- Wood armcaps (pair)
PAC	- Black poly (pair); add $243

Ⓕ Select wood finish color.*
Refer to the **Product Color Options** page in this price list.
*For Kensington Maple add upcharge.

Ⓖ Select fire code.

NFR	- Compliance to TB 117-2013
FR	- Compliance to TB 133

See pricing column for TB133 upcharge.

Ⓗ Select moisture barrier.

NMB	- No moisture barrier
MB	- Moisture barrier

See pricing column for moisture barrier upcharge.

KENSINGTON MAPLE UPCHARGE

Kensington Maple requires extended leadtimes.

Model	
SLS/NC	$64
SLS/FC	$64
SLSS/LFS/NC	$64
SLSS/RGS/NC	$64
SLSS/DS/NC	$64
SLSS/LFS/FC	$64
SLSS/RFS/FC	$64
SLSS/DS/FC	$64
SLSP/NC	$52
SLSP/FC	$52
SLSSP/LFS/NC	$52
SLSSP/RFS/NC	$52
SLSSP/DS/NC	$52
SLSSP/LFS/FC	$52
SLSSP/RFS/FC	$52
SLSSP/DS/FC	$52

INFORMATION

C.O.M. Requirements
C.O.M. yardage requirements listed above are based on plain goods 54” wide. If less than 54” wide or fabrics requiring matching (stripes, plaids, prints, large patterns), additional yardage will be needed. Consult C.O.M. matrix on the Ordering C.O.M. and C.O.L. page for additional yardage needed. For C.O.M. fabric sent to KI-High Point on multiple rolls, add an additional yard of fabric per roll to the yardage requirements.

C.O.L. Requirements
Figure 18 sq. ft. of leather (C.O.L.) for each yard shown (i.e., 4.75 x 18 = 85.5 sq. ft.).

Contrasting Upholstery
When contrasting fabric is chosen, price at highest in-grade.

Minimum Fabric/Leather Quantity
Minimum order for fabric is 1 yard. Minimum order for leather is 1 hide (approximately 50 sq. ft).

Moisture Barrier
Moisture barrier is applied underneath the fabric cover as a means of protecting the foam. Not available with TB133.

California TB133 Fire Safety Code
For California Technical Bulletin 133 compliant models, a Product Modification Request in required. Contact Customer Service for details.

Construction
Seat and back frame constructed of welded structural steel. Arms constructed from kiln-dried hardwood. Arms are not field replaceable. Cushions constructed of multiple densities of polyurethane foam. Storage box constructed of laminated plywood, black paint standard.

Option
Casters Are NOT available on SLSS loveseat sleeper. Wood legs are standard.

SPECIAL SERVICES

Special Carton Marking

With specially marked information	N/C

Shipping
Ships **assembled, FOB High Point, NC 27263, freight prepaid.** Freight class 125.

Specifications and prices are subject to change without prior notice.

Soltice® Healthcare
Sleeper Replacement Parts

Soltice® Healthcare
Sleeper Replacement Parts

	MODEL	Features	MODEL NUMBER: Basic Model	Non-Contrast or Fabric Contrast 1	Fire Code	Moisture Barrier	Approx. Packaged Weight	Delivered Pricing	Grade C.O.M.	Grade C	Grade D	Grade E & C.O.L.	Grade F	Grade G	Grade H	Grade I	Grade J	Grade K	Grade L Leather	Grade M Leather	TB133 add to list price	Moisture Barrier add to list price
SORP	**Loveseat Sleeper Replacement Seat & Back Cushions - LFS** • Non-contrast C.O.M = 3.75 yd • Open, left side facing	No arm	SLSSC/LFS	□□□□	□□□	□□□	25.0#	N/A	$ 1197	$ 1227	$ 1288	$ 1371	$ 1411	$ 1507	$ 1605	$ 1726	$ 1967	$ 2204	$ 2448	$ 2937	$ 181	$ 115
		Closed arm	SLSSPC/LFS	□□□□	□□□	□□□	25.0#	N/A	1197	1227	1288	1371	1411	1507	1605	1726	1967	2204	2448	2937	181	115
SORP	**Loveseat Sleeper Replacement Seat & Back Cushions - RFS** • Non-contrast C.O.M = 3.75 yd • Open, right side facing	No arm	SLSSC/RFS	□□□□	□□□	□□□	25.0#	N/A	$ 1197	$ 1227	$ 1288	$ 1371	$ 1411	$ 1507	$ 1605	$ 1726	$ 1967	$ 2204	$ 2448	$ 2937	$ 181	$ 115
		Closed arm	SLSSPC/RFS	□□□□	□□□	□□□	25.0#	N/A	1197	1227	1288	1371	1411	1507	1605	1726	1967	2204	2448	2937	181	115
SORP	**Loveseat Sleeper Replacement Seat & Back Cushions - DS** • Non-contrast C.O.M = 7.5 yd • Open, both sides facing	No arm	SLSSC/DS	□□□□	□□□	□□□	50.0#	N/A	$ 2393	$ 2454	$ 2582	$ 2725	$ 2825	$ 3019	$ 3208	$ 3451	$ 3933	$ 4410	$ 4897	$ 5864	$ 329	$ 212
		Closed arm	SLSSPC/DS	□□□□	□□□	□□□	50.0#	N/A	2393	2454	2582	2725	2825	3019	3208	3451	3933	4410	4897	5864	329	212
HRDPT	**Replacement Med Caster Kit** Includes: • (2) Med caster locking casters • (2) Med caster non-locking casters • (8) Hex nuts, (4) lock washers • (1) Small tube of Loc-Tite		RETRO.MEDCASTER				7.0#	$ 324													N/A	N/A
			Ⓐ	Ⓑ	Ⓒ	Ⓓ																

HOW TO ORDER

Indicate the following information on order form:
1. Quantity of each item.
2. Model number, including options. See “How To Build a Model Number”.
3. Any special service required.

Note: • The □ indicates that a choice is required.
- The absence of the □ indicates that no choice is required.
- Alpha-numeric characters in place of □ indicate that no other alternatives are available.

HOW TO BUILD A MODEL NUMBER

Ⓐ Select basic model.

Ⓑ Select non-contrast or fabric contrast 1. Refer to **ki.com/fabrics**

Ⓒ Select fire code.

NFR	- Compliance to TB 117-2013
FR	- Compliance to TB 133

See pricing column for TB133 upcharge.

Ⓓ Select moisture barrier.

NMB	- No moisture barrier
MB	- Moisture barrier

See pricing column for moisture barrier upcharge.

INFORMATION

C.O.M. Requirements
C.O.M. yardage requirements listed above are based on plain goods 54” wide. If less than 54” wide or fabrics requiring matching (stripes, plaids, prints, large patterns), additional yardage will be needed. Consult C.O.M. matrix on the Ordering C.O.M. and C.O.L. page for additional yardage needed. For C.O.M. fabric sent to KI-High Point on multiple rolls, add an additional yard of fabric per roll to the yardage requirements.

C.O.L. Requirements
Figure 18 sq. ft. of leather (C.O.L.) for each yard shown (i.e., 4.75 x 18 = 85.5 sq. ft.).

Moisture Barrier
Moisture barrier is applied underneath the fabric cover as a means of protecting the foam. Not available with TB133.

California TB133 Fire Safety Code
For California Technical Bulletin 133 compliant models, a Product Modification Request in required. Contact Customer Service for details.

SPECIAL SERVICES

Special Carton Marking

With specially marked information	N/C

Shipping
Ships **knocked down, FOB High Point, NC 27263, freight prepaid.** Freight class 125.

Specifications and prices are subject to change without prior notice.

Soltice® Healthcare
Recliner

Soltice® Healthcare
Recliner

	MODEL	Features	MODEL NUMBER: Basic Model (A)	Non-Contrast or Fabric Contrast 1 (B)	Fabric Contrast 2 (C)	I.V. Pole (D)	Catheter Attach-ment (E)	Magazine Rack (F)	Arm Cap (G)	Wood Finish (H)	Approx. Packaged Weight	Grade C.O.M.	Grade C	Grade D	Grade E & C.O.L.	Grade F	Grade G	Grade H	Grade I	Grade J	Grade K	Grade L Leather	Grade M Leather	TB133 add to list price	Moisture Barrier add to list price
	**Recliner (Closed Arm)** • Non-contrast C.O.M = 5.5 yd • 1 = Back and arms (Fabric Contrast 1) C.O.M. = 4.5 yd • 2 = Seat (Fabric Contrast 2) C.O.M. = 1.5 yd ---------- • Optional magazine rack (Fabric Contrast 1) C.O.M. = .5 yd	Non-contrast	SR/NC	□□□□		□□□□	□□□	□□□	□□□	□□□	113.0#	$ 4115	$ 4172	$ 4261	$ 4373	$ 4443	$ 4587	$ 4733	$ 4917	$ 5283	$ 5645	$ 6008	$ 6736	$ 424	$ 201
		Contrast	SR/FC	□□□□	□□□□	□□□□	□□□	□□□	□□□	□□□	113.0#	4235	4288	4379	4488	4561	4708	4851	5033	5398	5765	6128	6856	424	201
SORL			Ⓐ	Ⓑ	Ⓒ	Ⓓ	Ⓔ	Ⓕ	Ⓖ	Ⓗ															

HOW TO ORDER

Indicate the following information on order form:
1. Quantity of each item.
2. Model number, including options. See "How To Build a Model Number".
3. Any special service required.

Note: • The □ indicates that a choice is required.
- The absence of the □ indicates that no choice is required.
- Alpha-numeric characters in place of □ indicate that no other alternatives are available.

HOW TO BUILD A MODEL NUMBER

Ⓐ Select basic model.

Ⓑ Select non-contrast or fabric contrast 1.
Refer to **ki.com/fabrics**

Ⓒ Select fabric contrast 2.
Refer to **ki.com/fabrics**

Ⓓ Select I.V. pole (facing).

NS	- No pole
LFFIV	- Left facing front; add $417
LRFIV	- Left facing rear; add $417
RFFIV	- Right facing front; add $417
RRFIV	- Right facing rear; add $417

Ⓔ Select catheter bag attachment.
(specified facing chair)

NCA	- No catheter attachment
LFCA	- Left facing front; add $67
LRCA	- Left facing rear; add $67
RFCA	- Right facing front; add $67
RRCA	- Right facing rear; add $67

If optional I.V. pole is specified, catheter attachment can not be specified in the same location.

Ⓕ Select magazine rack.

NMR	- No rack
LFM	- Left side rack; add $279
RFM	- Right side rack; add $279

Magazine rack fabric will match arm fabric selection

Ⓖ Select arm option.

WAC	- Wood armcaps (pair)
PAC	- Black poly (pair); add $243

Ⓗ Select wood finish color.*
Refer to the **Product Color Options** page in this price list.
*For Kensington Maple add upcharge.

INFORMATION

Moisture Barrier $201
TB133 $424

Options
Additional options may be ordered.
Add /xx to the end of the model number and upcharge.

Trendelenberg
/TM and $233

Kensington Maple Upcharge
Kensington Maple requires extended leadtimes.
Model
Soltice® Recliners $15

C.O.M. Requirements
C.O.M. yardage requirements listed above are based on plain goods 54" wide. If less than 54" wide or fabrics requiring matching (stripes, plaids, prints, large patterns), additional yardage will be needed. Consult C.O.M. matrix on the Ordering C.O.M. and C.O.L. page for additional yardage needed. For C.O.M. fabric sent to KI-High Point on multiple rolls, add an additional yard of fabric per roll to the yardage requirements.

C.O.L. Requirements
Figure 18 sq. ft. of leather (C.O.L.) for each yard shown (i.e., 4.75 x 18 = 85.5 sq. ft.).

Contrasting Upholstery
When contrasting fabric is chosen, price at highest in-grade.

Minimum Fabric/Leather Quantity
Minimum order for fabric is 1 yard. Minimum order for leather is 1 hide (approximately 50 sq. ft).

California TB133 Fire Safety Code
For California Technical Bulletin 133 compliant models, a Product Modification Request in required. Contact Customer Service for details.

Options
SR cannot be manufactured without casters and pushbar.

Pushbar standard.

SPECIAL SERVICES

Special Carton Marking

With specially marked information N/C

Shipping
Ships **assembled, FOB High Point, NC 27263, freight prepaid.** Freight class 250.

Specifications and prices are subject to change without prior notice.

Soltice® Healthcare
Recliner

Soltice® Healthcare
Recliner

	Features	MODEL NUMBER Basic Model	Non-Contrast or Fabric Contrast 1	Fabric Contrast 2	I.V. Pole	Catheter Attach-ment	Magazine Rack	Arm Cap	Wood Finish	Laminate Color	Approx. Packaged Weight	Grade C.O.M.	Grade C	Grade D	Grade E & C.O.L.	Grade F	Grade G	Grade H	Grade I	Grade J	Grade K	Grade L Leather	Grade M Leather	TB133 add to list price	Moisture Barrier add to list price
	Left facing	SR/NC/LFT/LT	□□□□		□□□□	□□□	□□□	□□□	□□□	□□□	113.0#	$ 4640	$ 4702	$ 4791	$ 4911	$ 4982	$ 5135	$ 5286	$ 5476	$ 5855	$ 6235	$ 6614	$ 7369	$ 424	$ 201
SORL	Right facing	SR/NC/RFT/LT	□□□□		□□□□	□□□	□□□	□□□	□□□	□□□	113.0#	4640	4702	4791	4911	4982	5135	5286	5476	5855	6235	6614	7369	424	201
Recliner (w/Laminate Top, Side-Mounted Articulating Fold-Down Tablet) - Non-contrast																									
• Non-contrast C.O.M = 5.5 yd																									
	Left facing	SR/FC/LFT/LT	□□□□	□□□□	□□□□	□□□	□□□	□□□	□□□	□□□	113.0#	$ 4699	$ 4760	$ 4847	$ 4963	$ 5036	$ 5185	$ 5333	$ 5522	$ 5893	$ 6268	$ 6643	$ 7391	$ 424	$ 201
	Right facing	SR/FC/RFT/LT	□□□□	□□□□	□□□□	□□□	□□□	□□□	□□□	□□□	113.0#	4699	4760	4847	4963	5036	5185	5333	5522	5893	6268	6643	7391	424	201
SORL																									
Recliner (w/Laminate Top, Side-Mounted Articulating Fold-Down Tablet) - Contrast																									
• 1 = Back and arms (Fabric Contrast 1) C.O.M. = 4.5 yd																									
• 2 = Seat (Fabric Contrast 2) C.O.M. = 1.5 yd																									
• Optional magazine rack (Fabric Contrast 1) C.O.M. = .5 yd																									
	Left facing	SR/NC/LFRT/LT	□□□□		□□□□	□□□	□□□	□□□	□□□	□□□	113.0#	$ 4640	$ 4702	$ 4791	$ 4911	$ 4982	$ 5135	$ 5286	$ 5476	$ 5855	$ 6235	$ 6614	$ 7369	$ 424	$ 201
SORL	Right facing	SR/NC/RFRT/LT	□□□□		□□□□	□□□	□□□	□□□	□□□	□□□	113.0#	4640	4702	4791	4911	4982	5135	5286	5476	5855	6235	6614	7369	424	201
Recliner (w/Laminate Top, Top-Mounted Articulating Revolving Tablet) - Non-contrast																									
• Non-contrast C.O.M = 5.5 yd																									
	Left facing	SR/FC/LFRT/LT	□□□□	□□□□	□□□□	□□□	□□□	□□□	□□□	□□□	113.0#	$ 4699	$ 4760	$ 4847	$ 4963	$ 5036	$ 5185	$ 5333	$ 5522	$ 5893	$ 6268	$ 6643	$ 7391	$ 424	$ 201
	Right facing	SR/FC/RFRT/LT	□□□□	□□□□	□□□□	□□□	□□□	□□□	□□□	□□□	113.0#	4699	4760	4847	4963	5036	5185	5333	5522	5893	6268	6643	7391	424	201
SORL																									
Recliner (w/Laminate Top, Top-Mounted Articulating Revolving Tablet) - Contrast																									
• 1 = Back and arms (Fabric Contrast 1) C.O.M. = 4.5 yd																									
• 2 = Seat (Fabric Contrast 2) C.O.M. = 1.5 yd																									
• Optional magazine rack (Fabric Contrast 1) C.O.M. = .5 yd																									
		Ⓐ	Ⓑ	Ⓒ	Ⓓ	Ⓔ	Ⓕ	Ⓖ	Ⓗ	Ⓘ															

HOW TO ORDER

Indicate the following information on order form:
1. Quantity of each item.
2. Model number, including options. See "How To Build a Model Number".
3. Any special service required.

Note: • The □ indicates that a choice is required.
- The absence of the □ indicates that no choice is required.
- Alpha-numeric characters in place of □ indicate that no other alternatives are available.

HOW TO BUILD A MODEL NUMBER

Ⓐ Select basic model.

Ⓑ Select non-contrast or fabric contrast 1.
Refer to **ki.com/fabrics**

Ⓒ Select fabric contrast 2.
Refer to **ki.com/fabrics**

Ⓓ Select I.V. pole (facing).

NS	- No pole
LFFIV	- Left facing front; add $417
LRFIV	- Left facing rear; add $417
RFFIV	- Right facing front; add $417
RRFIV	- Right facing rear; add $417

If top articulating table is specified, table, I.V. pole and/or catheter bag attachment must all be specified in unique locations.

Ⓔ Select catheter bag attachment.
(specified facing chair)

NCA	- No catheter attachment
LFCA	- Left facing front; add $67
LRCA	- Left facing rear; add $67
RFCA	- Right facing front; add $67
RRCA	- Right facing rear; add $67

If top articulating table is specified, table, I.V. pole and/or catheter bag attachment must all be specified in unique locations.

Ⓕ Select magazine rack.

NMR	- No rack
LFM	- Left side rack; add $279
RFM	- Right side rack; add $279

Magazine rack fabric will match arm fabric selection

Ⓖ Select arm option.

WAC	- Wood armcaps (pair)
PAC	- Black poly (pair); add $243

Ⓗ Select wood finish color.
Refer to the **Product Color Options** page in this price list.
*For Kensington Maple add upcharge.

Ⓘ Select laminate color.
Refer to the **Product Color Options** page in this price list.

INFORMATION

Moisture Barrier $201
TB133 $424

Options
Additional options may be ordered.
Add /xx to the end of the model number and upcharge.

Trendelenberg
/TM and $233

Kensington Maple Upcharge
Kensington Maple requires extended leadtimes.
Model: Soltice® Recliners $15

C.O.M. Requirements
C.O.M. yardage requirements listed above are based on plain goods 54" wide. If less than 54" wide or fabrics requiring matching (stripes, plaids, prints, large patterns), additional yardage will be needed. Consult C.O.M. matrix on the Ordering C.O.M. and C.O.L. page for additional yardage needed. For C.O.M. fabric sent to KI-High Point on multiple rolls, add an additional yard of fabric per roll to the yardage requirements.

C.O.L. Requirements
Figure 18 sq. ft. of leather (C.O.L.) for each yard shown (i.e., 4.75 x 18 = 85.5 sq. ft.).

Contrasting Upholstery
When contrasting fabric is chosen, price at highest in-grade.

Minimum Fabric/Leather Quantity
Minimum order for fabric is 1 yard. Minimum order for leather is 1 hide (approximately 50 sq. ft).

California TB133 Fire Safety Code
For California Technical Bulletin 133 compliant models, a Product Modification Request in required. Contact Customer Service for details.

Construction
Frame constructed of kiln-dried lumber and laminated hardwood plywood. Exposed wood components finished with catalyzed varnish (specify finish when ordering). Tight seat constructed with universal 7.5-gauge sinuous wire springs. Tight back sprung with stretch strap webbing stapled into position. Multiple densities of polyurethane foam covered with a layer of .75 super soft foam. Seats, backs and arms are field replaceable. Mechanism chassis is of 2" x 1" 14-gauge rectangular steel tube frame welded at all member connection and powder coated to seal frame.

Options
SR cannot be manufactured without casters and pushbar.

Pushbar standard.

SPECIAL SERVICES

Special Carton Marking

With specially marked information	N/C

Shipping
Ships **assembled, FOB High Point, NC 27263, freight prepaid.** Freight class 250.

Specifications and prices are subject to change without prior notice.

Soltice® Healthcare
Recliner

Soltice® Healthcare
Recliner

	Features	MODEL NUMBER Basic Model	Non-Contrast or Fabric Contrast 1	Fabric Contrast 2	I.V. Pole	Catheter Attach-ment	Magazine Rack	Arm Cap	Wood Finish	Veneer Color	Approx. Packaged Weight	Grade C.O.M.	Grade C	Grade D	Grade E & C.O.L.	Grade F	Grade G	Grade H	Grade I	Grade J	Grade K	Grade L Leather	Grade M Leather	TB133 add to list price	Moisture Barrier add to list price
SORL **Recliner (w/Veneer Top, Side-Mounted Articulating Fold-Down Tablet) - Non-contrast** • Non-contrast C.O.M = 5.5 yd	Left facing	SR/NC/LFT/VT	□□□□		□□□□	□□□	□□□	□□□	□□□	□□□	113.0#	$ 4640	$ 4702	$ 4791	$ 4911	$ 4982	$ 5135	$ 5286	$ 5476	$ 5855	$ 6235	$ 6614	$ 7369	$ 424	$ 201
	Right facing	SR/NC/RFT/VT	□□□□		□□□□	□□□	□□□	□□□	□□□	□□□	113.0#	4640	4702	4791	4911	4982	5135	5286	5476	5855	6235	6614	7369	424	201
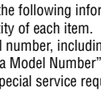 SORL **Recliner (w/Veneer Top, Side-Mounted Articulating Fold-Down Tablet) - Contrast** • 1 = Back and arms (Fabric Contrast 1) C.O.M. = 4.5 yd • 2 = Seat (Fabric Contrast 2) C.O.M. = 1.5 yd • Optional magazine rack (Fabric Contrast 1) C.O.M. = .5 yd	Left facing	SR/FC/LFT/VT	□□□□	□□□□	□□□□	□□□	□□□	□□□	□□□	□□□	113.0#	$ 4699	$ 4760	$ 4847	$ 4963	$ 5036	$ 5185	$ 5333	$ 5522	$ 5893	$ 6268	$ 6643	$ 7391	$ 424	$ 201
	Right facing	SR/FC/RFT/VT	□□□□	□□□□	□□□□	□□□	□□□	□□□	□□□	□□□	113.0#	4699	4760	4847	4963	5036	5185	5333	5522	5893	6268	6643	7391	424	201
SORL **Recliner (w/Veneer Top, Top-Mounted Articulating Revolving Tablet) - Non-contrast** • Non-contrast C.O.M = 5.5 yd	Left facing	SR/NC/LFRT/VT	□□□□		□□□□	□□□	□□□	□□□	□□□	□□□	113.0#	$ 4640	$ 4702	$ 4791	$ 4911	$ 4982	$ 5135	$ 5286	$ 5476	$ 5855	$ 6235	$ 6614	$ 7369	$ 424	$ 201
	Right facing	SR/NC/RFRT/VT	□□□□		□□□□	□□□	□□□	□□□	□□□	□□□	113.0#	4640	4702	4791	4911	4982	5135	5286	5476	5855	6235	6614	7369	424	201
 SORL **Recliner (w/Veneer Top, Top-Mounted Articulating Revolving Tablet) - Contrast** • 1 = Back and arms (Fabric Contrast 1) C.O.M. = 4.5 yd • 2 = Seat (Fabric Contrast 2) C.O.M. = 1.5 yd • Optional magazine rack (Fabric Contrast 1) C.O.M. = .5 yd	Left facing	SR/FC/LFRT/VT	□□□□	□□□□	□□□□	□□□	□□□	□□□	□□□	□□□	113.0#	$ 4699	$ 4760	$ 4847	$ 4963	$ 5036	$ 5185	$ 5333	$ 5522	$ 5893	$ 6268	$ 6643	$ 7391	$ 424	$ 201
	Right facing	SR/FC/RFRT/VT	□□□□	□□□□	□□□□	□□□	□□□	□□□	□□□	□□□	113.0#	4699	4760	4847	4963	5036	5185	5333	5522	5893	6268	6643	7391	424	201
		Ⓐ	Ⓑ	Ⓒ	Ⓓ	Ⓔ	Ⓕ	Ⓖ	Ⓗ	Ⓘ															

HOW TO ORDER

Indicate the following information on order form:
1. Quantity of each item.
2. Model number, including options. See "How To Build a Model Number".
3. Any special service required.

Note: • The □ indicates that a choice is required.
- The absence of the □ indicates that no choice is required.
- Alpha-numeric characters in place of □ indicate that no other alternatives are available.

HOW TO BUILD A MODEL NUMBER

Ⓐ Select basic model.

Ⓑ Select non-contrast or fabric contrast 1.
Refer to **ki.com/fabrics**

Ⓒ Select fabric contrast 2.
Refer to **ki.com/fabrics**

Ⓓ Select I.V. pole (facing).

NS	- No pole
LFFIV	- Left facing front; add $417
LRFIV	- Left facing rear; add $417
RFFIV	- Right facing front; add $417
RRFIV	- Right facing rear; add $417

If top articulating table is specified, table, I.V. pole and/or catheter bag attachment must all be specified in unique locations.

Ⓔ Select catheter bag attachment.
(specified facing chair)

NCA	- No catheter attachment
LFCA	- Left facing front; add $67
LRCA	- Left facing rear; add $67
RFCA	- Right facing front; add $67
RRCA	- Right facing rear; add $67

If top articulating table is specified, table, I.V. pole and/or catheter bag attachment must all be specified in unique locations.

Ⓕ Select magazine rack.

NMR	- No rack
LFM	- Left side rack; add $279
RFM	- Right side rack; add $279

Magazine rack fabric will match arm fabric selection

Ⓖ Select arm option.

WAC	- Wood armcaps (pair)
PAC	- Black poly (pair); add $243

Ⓗ Select wood finish color.*
Refer to the **Product Color Options** page in this price list.
*For Kensington Maple add upcharge.

Ⓘ Select veneer color.
Refer to the **Product Color Options** page in this price list.

INFORMATION

Moisture Barrier $201
TB133 $424

Options
Additional options may be ordered.
Add /xx to the end of the model number and upcharge.

Trendelenberg
/TM and $233

Kensington Maple Upcharge
Kensington Maple requires extended leadtimes.
Model: Soltice® Recliners $15

C.O.M. Requirements
C.O.M. yardage requirements listed above are based on plain goods 54" wide. If less than 54" wide or fabrics requiring matching (stripes, plaids, prints, large patterns), additional yardage will be needed. Consult C.O.M. matrix on the Ordering C.O.M. and C.O.L. page for additional yardage needed. For C.O.M. fabric sent to KI-High Point on multiple rolls, add an additional yard of fabric per roll to the yardage requirements.

C.O.L. Requirements
Figure 18 sq. ft. of leather (C.O.L.) for each yard shown (i.e., 4.75 x 18 = 85.5 sq. ft.).

Contrasting Upholstery
When contrasting fabric is chosen, price at highest in-grade.

Minimum Fabric/Leather Quantity
Minimum order for fabric is 1 yard. Minimum order for leather is 1 hide (approximately 50 sq. ft).

California TB133 Fire Safety Code
For California Technical Bulletin 133 compliant models, a Product Modification Request in required. Contact Customer Service for details.

Construction
Frame constructed of kiln-dried lumber and laminated hardwood plywood. Exposed wood components finished with catalyzed varnish (specify finish when ordering). Tight seat constructed with universal 7.5-gauge sinuous wire springs. Tight back sprung with stretch strap webbing stapled into position. Multiple densities of polyurethane foam covered with a layer of .75 super soft foam. Seats, backs and arms are field replaceable. Mechanism chassis is of 2" x 1" 14-gauge rectangular steel tube frame welded at all member connection and powder coated to seal frame.

Options
SR cannot be manufactured without casters and pushbar.

Pushbar standard.

SPECIAL SERVICES

Special Carton Marking

With specially marked information	N/C

Shipping
Ships **assembled, FOB High Point, NC 27263, freight prepaid.** Freight class 250.

Specifications and prices are subject to change without prior notice.

Soltice® Healthcare
Recliner Replacement Parts

KI

Soltice® Healthcare
Recliner Replacement Parts

	MODEL	MODEL NUMBER Basic Model	Non-Contrast or Fabric Contrast 1	Arm Cap	Wood Finish	Approx. Packaged Weight	Delivered Pricing	Grade C.O.M.	Grade C	Grade D	Grade E & C.O.L.	Grade F	Grade G	Grade H	Grade I	Grade J	Grade K	Grade L Leather	Grade M Leather	TB133 add to list price	Moisture Barrier add to list price
SORP	**Replacement Back** • Non-contrast C.O.M = 2 yd	SRRBK	□□□□			8.0#	N/A	$ 1235	$ 1256	$ 1288	$ 1329	$ 1354	$ 1409	$ 1460	$ 1529	$ 1660	$ 1793	$ 1924	$ 2191	$ 185	$ 152
SORP	**Replacement Seat Cover Only** • Non-contrast C.O.M = 1.5 yd • Uph. cover	SRRSC	□□□□			2.0#	N/A	$ 557	$ 572	$ 596	$ 630	$ 646	$ 685	$ 726	$ 776	$ 876	$ 972	$ 1075	$ 1271	$ 152	$ 127
SORP	**Replacement Arm** • Non-contrast C.O.M = 2.5 yd • Includes armcap	SRRCA/LF	□□□□	□□□	□□□	12.0#	N/A	$ 864	$ 887	$ 930	$ 977	$ 1012	$ 1077	$ 1146	$ 1227	$ 1391	$ 1558	$ 1723	$ 2058	$ 219	$ 185
		SRRCA/RF	□□□□	□□□	□□□	12.0#	N/A	864	887	930	977	1012	1077	1146	1227	1391	1558	1723	2058	219	185
SORP	**Replacement Arm Caps** • Set of 2	SRRAC		□□□	□□□	3.0#	$ 408													N/A	N/A
SORP	**Replacement Footrest** • Non-contrast C.O.M = .5 yd • Includes hardware	SRRFT	□□□□			3.0#	N/A	$ 347	$ 350	$ 359	$ 369	$ 376	$ 391	$ 401	$ 418	$ 453	$ 485	$ 519	$ 584	$ 101	$ 83
HRDPT	**Replacement Med Caster Kit** Includes: • (2) Med caster locking casters • (2) Med caster non-locking casters • (8) Hex nuts, (4) lock washers • (1) Small tube of Loc-Tite	RETRO.MEDCASTER				7.0#	$ 324													N/A	N/A
		Ⓐ	Ⓑ	Ⓒ	Ⓓ																

HOW TO ORDER

Indicate the following information on order form:
1. Quantity of each item.
2. Model number, including options. See “How To Build a Model Number”.
3. Any special service required.

Note: • The □ indicates that a choice is required.
- The absence of the □ indicates that no choice is required.
- Alpha-numeric characters in place of □ indicate that no other alternatives are available.

HOW TO BUILD A MODEL NUMBER

Ⓐ Select basic model.

Ⓑ Select non-contrast or fabric contrast 1.
Refer to **ki.com/fabrics**

Ⓒ Select arm option.

WAC	- Wood armcaps (pair)
PAC	- Black poly (pair); add $243

Ⓓ Select wood finish color.*
Refer to the **Product Color Options** page in this price list.
*For Kensington Maple add upcharge.

KENSINGTON MAPLE UPCHARGE

Kensington Maple requires extended leadtimes.

Model	
SRRCA	$33 (per arm)
SRRAC	$33

INFORMATION

C.O.M. Requirements
C.O.M. yardage requirements listed above are based on plain goods 54” wide. If less than 54” wide or fabrics requiring matching (stripes, plaids, prints, large patterns), additional yardage will be needed. Consult C.O.M. matrix on the Ordering C.O.M. and C.O.L. page for additional yardage needed. For C.O.M. fabric sent to KI-High Point on multiple rolls, add an additional yard of fabric per roll to the yardage requirements.

C.O.L. Requirements
Figure 18 sq. ft. of leather (C.O.L.) for each yard shown (i.e., 4.75 x 18 = 85.5 sq. ft.).

Contrasting Upholstery
When contrasting fabric is chosen, price at highest in-grade.

California TB133 Fire Safety Code
For California Technical Bulletin 133 compliant models, a Product Modification Request in required. Contact Customer Service for details.

SPECIAL SERVICES

Special Carton Marking

With specially marked information	N/C

Shipping
Ships **knocked down, FOB High Point, NC 27263. freight prepaid.** Freight class 70.

Specifications and prices are subject to change without prior notice.

Soltice® Healthcare
Patient Chair

Soltice® Healthcare
Patient Chair

	MODEL	Features	MODEL NUMBER: Basic Model (A)	Non-Contrast or Fabric Contrast 1 (B)	Fabric Contrast 2 (C)	Wood Finish (D)	Arm Cap (E)	Fire Code (F)	Moisture Barrier (G)	Approx. Packaged Weight	Grade C.O.M.	Grade C	Grade D	Grade E & C.O.L.	Grade F	Grade G	Grade H	Grade I	Grade J	Grade K	Grade L Leather	Grade M Leather	TB133 add to list price	Moisture Barrier add to list price
 SOPC	**Patient Chair (Open Arm)** • Non-contrast C.O.M = 3.5 yd • 1 = Back (Fabric Contrast 1) C.O.M = 2.25 yd • 2 = Seat (Fabric Contrast 2) C.O.M. = 1.5 yd	Non-contrast	SOP/NC	☐☐☐☐		☐☐☐	☐☐☐	☐☐☐	☐☐☐	80.0#	$ 2513	$ 2550	$ 2604	$ 2670	$ 2715	$ 2802	$ 2890	$ 3000	$ 3225	$ 3444	$ 3669	$ 4109	$ 249	$ 99
		Contrast	SOP/FC	☐☐☐☐	☐☐☐☐	☐☐☐	☐☐☐	☐☐☐	☐☐☐	80.0#	2597	2632	2682	2747	2796	2882	2973	3083	3304	3526	3746	4188	249	99
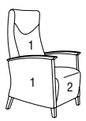 SOPC	**Patient Chair (Closed Arm)** • Non-contrast C.O.M = 5 yd • 1 = Back and arms (Fabric Contrast 1) C.O.M. = 4 yd • 2 = Seat (Fabric Contrast 2) C.O.M. = 1.5 yd	Non-contrast	SPP/NC	☐☐☐☐		☐☐☐	☐☐☐	☐☐☐	☐☐☐	84.0#	$ 2818	$ 2868	$ 2943	$ 3035	$ 3094	$ 3218	$ 3338	$ 3494	$ 3803	$ 4106	$ 4415	$ 5027	$ 400	$ 173
		Contrast	SPP/FC	☐☐☐☐	☐☐☐☐	☐☐☐	☐☐☐	☐☐☐	☐☐☐	84.0#	2901	2946	3026	3119	3177	3297	3421	3574	3881	4186	4496	5109	400	173
			Ⓐ	Ⓑ	Ⓒ	Ⓓ	Ⓔ	Ⓕ	Ⓖ															

HOW TO ORDER

Indicate the following information on order form:
1. Quantity of each item.
2. Model number, including options. See “How To Build a Model Number”.
3. Any special service required.

Note: • The ☐ indicates that a choice is required.
- The absence of the ☐ indicates that no choice is required.
- Alpha-numeric characters in place of ☐ indicate that no other alternatives are available.

HOW TO BUILD A MODEL NUMBER

Ⓐ Select basic model.

Ⓑ Select non-contrast or fabric contrast 1.
Refer to **ki.com/fabrics**

Ⓒ Select fabric contrast 2.
Refer to **ki.com/fabrics**

Ⓓ Select wood finish color.*
Refer to the **Product Color Options** page in this price list.
*For Kensington Maple add upcharge.

Ⓔ Select arm option.

WAC	- Wood armcaps (pair)
PAC	- Black poly (pair); add $218

Ⓕ Select fire code.

NFR	- Compliance to TB 117-2013
FR	- Compliance to TB 133

See pricing column for TB133 upcharge.

Ⓖ Select moisture barrier.

NMB	- No moisture barrier
MB	- Moisture barrier

See pricing column for moisture barrier upcharge.

KENSINGTON MAPLE UPCHARGE

Kensington Maple requires extended leadtimes.

Model	
SOP/NC	$127
SOP/FC	$127
SPP/NC	$115
SPP/FC	$115
SPX/NC	$55
SPX/FC	$55

INFORMATION

C.O.M. Requirements
C.O.M. yardage requirements listed above are based on plain goods 54” wide. If less than 54” wide or fabrics requiring matching (stripes, plaids, prints, large patterns), additional yardage will be needed. Consult C.O.M. matrix on the Ordering C.O.M. and C.O.L. page for additional yardage needed. For C.O.M. fabric sent to KI-High Point on multiple rolls, add an additional yard of fabric per roll to the yardage requirements.

C.O.L. Requirements
Figure 18 sq. ft. of leather (C.O.L.) for each yard shown (i.e., 4.75 x 18 = 85.5 sq. ft.).

Contrasting Upholstery
When contrasting fabric is chosen, price at highest in-grade.

Minimum Fabric/Leather Quantity
Minimum order for fabric is 1 yard. Minimum order for leather is 1 hide (approximately 50 sq. ft).

Moisture Barrier
Moisture barrier is applied underneath the fabric cover as a means of protecting the foam. Not available with TB133

California TB133 Fire Safety Code
For California Technical Bulletin 133 compliant models, a Product Modification Request in required. Contact Customer Service for details.

SPECIAL SERVICES

Special Carton Marking

With specially marked information	N/C

Shipping
Ships **assembled unless replacement parts which ship knocked down, FOB High Point, NC 27263, freight prepaid.** Freight class 250.

Specifications and prices are subject to change without prior notice.

Soltice® Healthcare
Patient Chair Replacement Parts

Soltice® Healthcare
Patient Chair Replacement Parts

	MODEL	MODEL NUMBER Basic Model	Non-Contrast or Fabric Contrast 1	Wood Finish	Arm Cap	Fire Code	Moisture Barrier	Approx. Packaged Weight	Delivered Pricing	Grade C.O.M.	Grade C	Grade D	Grade E & C.O.L.	Grade F	Grade G	Grade H	Grade I	Grade J	Grade K	Grade L Leather	Grade M Leather	TB133 add to list price	Moisture Barrier add to list price
	Patient Chair Replacement Back	SRPBK	□□□□			□□□	□□□	8.0#	N/A	$ 1124	$ 1146	$ 1179	$ 1220	$ 1247	$ 1301	$ 1355	$ 1426	$ 1561	$ 1697	$ 1833	$ 2104	$ 133	$ 57
SORP	• Non-contrast C.O.M = 2.25 yd																						
	Patient Chair Replacement Seat	SRPST	□□□□			□□□	□□□	15.0#	N/A	$ 1105	$ 1119	$ 1143	$ 1174	$ 1192	$ 1237	$ 1275	$ 1327	$ 1431	$ 1533	$ 1635	$ 1838	$ 99	$ 44
SORP	• Non-contrast C.O.M = 1.5 yd																						
	Patient Chair Replacement Open Arm	SRPOA/LF		□□□	□□□			10.0#	$ 689													N/A	N/A
SORP	• Includes armcap	SRPOA/RF		□□□	□□□			10.0#	689													N/A	N/A
	Patient Chair Replacement Closed Arm	SRPCA/LF	□□□□	□□□	□□□	□□□	□□□	12.0#	N/A	$ 1089	$ 1110	$ 1146	$ 1186	$ 1212	$ 1268	$ 1322	$ 1390	$ 1529	$ 1661	$ 1798	$ 2071	$ 83	$ 36
SORP	• Non-contrast C.O.M = 2 yd per armcap • Includes armcap	SRPCA/RF	□□□□	□□□	□□□	□□□	□□□	12.0#	N/A	1089	1110	1146	1186	1212	1268	1322	1390	1529	1661	1798	2071	83	36
	Patient Chair Replacement Armcaps	SRPAC		□□□	□□□			3.0#	$ 441													N/A	N/A
SORP	• Set of 2																						
		Ⓐ	Ⓑ	Ⓒ	Ⓓ	Ⓔ	Ⓕ																

HOW TO ORDER

Indicate the following information on order form:
1. Quantity of each item.
2. Model number, including options. See "How To Build a Model Number".
3. Any special service required.

Note: • The □ indicates that a choice is required.
- The absence of the □ indicates that no choice is required.
- Alpha-numeric characters in place of □ indicate that no other alternatives are available.

HOW TO BUILD A MODEL NUMBER

Ⓐ Select basic model.

Ⓑ Select non-contrast or fabric contrast 1.
Refer to **ki.com/fabrics**

Ⓒ Select wood finish color.*
Refer to the **Product Color Options** page in this price list.
*For Kensington Maple add upcharge.

Ⓓ Select arm option.

WAC	- Wood armcaps (pair)
PAC	- Black poly (pair); add $218

Ⓔ Select fire code.

NFR	- Compliance to TB 117-2013
FR	- Compliance to TB 133

See pricing column for TB133 upcharge.

Ⓕ Select moisture barrier.

NMB	- No moisture barrier
MB	- Moisture barrier

See pricing column for moisture barrier upcharge.

KENSINGTON MAPLE UPCHARGE

Kensington Maple requires extended leadtimes.

Model	
SRPOA/(FR/LF)	$63
SRPCA/(RF/LF)	$14
SRPAC	$14 (each)
SRMCA/(RF/LF)	$14 (each)

INFORMATION

C.O.M. Requirements
C.O.M. yardage requirements listed above are based on plain goods 54" wide. If less than 54" wide or fabrics requiring matching (stripes, plaids, prints, large patterns), additional yardage will be needed. Consult C.O.M. matrix on the Ordering C.O.M. and C.O.L. page for additional yardage needed. For C.O.M. fabric sent to KI-High Point on multiple rolls, add an additional yard of fabric per roll to the yardage requirements.

C.O.L. Requirements
Figure 18 sq. ft. of leather (C.O.L.) for each yard shown (i.e., 4.75 x 18 = 85.5 sq. ft.).

Moisture Barrier
Moisture barrier is applied underneath the fabric cover as a means of protecting the foam. Not available with TB133

California TB133 Fire Safety Code
For California Technical Bulletin 133 compliant models, a Product Modification Request in required. Contact Customer Service for details.

SPECIAL SERVICES

Special Carton Marking

With specially marked information	N/C

Shipping
Ships **assembled unless replacement parts which ship knocked down, FOB High Point, NC 27263, freight prepaid.** Freight class 70.

Specifications and prices are subject to change without prior notice.

Soltice® Healthcare
Bariatric

Soltice® Healthcare
Bariatric

	MODEL	Features	MODEL NUMBER Basic Model Ⓐ	Non-Contrast or Fabric Contrast 1 Ⓑ	Fabric Contrast 2 Ⓒ	Wood Finish Ⓓ	Arm Cap Ⓔ	Fire Code Ⓕ	Moisture Barrier Ⓖ	Approx. Packaged Weight	Grade C.O.M.	Grade C	Grade D	Grade E & C.O.L.	Grade F	Grade G	Grade H	Grade I	Grade J	Grade K	Grade L Leather	Grade M Leather	TB133 add to list price	Moisture Barrier add to list price
	**Bariatric Chair (Open Arm)** • Non-contrast C.O.M = 4.75 yd • 1 = Back (Fabric Contrast 1) C.O.M. = 2.25 yd • 2 = Seat (Fabric Contrast 2) C.O.M. = 2.5 yd	Non-contrast	SOCL/NC	□□□□		□□□	□□□	□□□	□□□	68.0#	$ 3828	$ 3870	$ 3935	$ 4012	$ 4061	$ 4167	$ 4269	$ 4400	$ 4650	$ 4905	$ 5162	$ 5672	$ 570	$ 258
		Contrast	SOCL/FC	□□□□	□□□□	□□□	□□□	□□□	□□□	68.0#	3916	3950	4015	4095	4144	4244	4348	4478	4728	4985	5243	5756	570	258
SOBS																								
	**Bariatric Chair (Closed Arm)** • Non-contrast C.O.M = 6.25 yd • 1 = Back and arms (Fabric Contrast 1) C.O.M. = 4.25 yd • 2 = Seat (Fabric Contrast 2) C.O.M. = 2.5 yd	Non-contrast	SPCL/NC	□□□□		□□□	□□□	□□□	□□□	68.0#	$ 4127	$ 4184	$ 4283	$ 4404	$ 4481	$ 4639	$ 4790	$ 4986	$ 5381	$ 5773	$ 6164	$ 6948	$ 682	$ 319
		Contrast	SPCL/FC	□□□□	□□□□	□□□	□□□	□□□	□□□	68.0#	4209	4269	4365	4482	4561	4718	4872	5067	5462	5854	6246	7033	682	319
SOBS																								

HOW TO ORDER

Indicate the following information on order form:
1. Quantity of each item.
2. Model number, including options. See "How To Build a Model Number".
3. Any special service required.

Note: • The □ indicates that a choice is required.
- The absence of the □ indicates that no choice is required.
- Alpha-numeric characters in place of □ indicate that no other alternatives are available.

HOW TO BUILD A MODEL NUMBER

Ⓐ Select basic model.

Ⓑ Select non-contrast or fabric contrast 1.
Refer to **ki.com/fabrics**

Ⓒ Select fabric contrast 2.
Refer to **ki.com/fabrics**

Ⓓ Select wood finish color.*
Refer to the **Product Color Options** page in this price list.
*For Kensington Maple add upcharge.

Ⓔ Select arm option.

WAC	- Wood armcaps (pair)
PAC	- Black poly (pair); add $218

Ⓕ Select fire code.

NFR	- Compliance to TB 117-2013
FR	- Compliance to TB 133

See pricing column for TB133 upcharge.

Ⓖ Select moisture barrier.

NMB	- No moisture barrier
MB	- Moisture barrier

See pricing column for moisture barrier upcharge.

KENSINGTON MAPLE UPCHARGE

Kensington Maple requires extended leadtimes.

Model	
SOCL/NC	$239
SOCL/FC	$239
SPCL/NC	$55
SPCL/FC	$55

INFORMATION

C.O.M. Requirements
C.O.M. yardage requirements listed above are based on plain goods 54" wide. If less than 54" wide or fabrics requiring matching (stripes, plaids, prints, large patterns), additional yardage will be needed. Consult C.O.M. matrix on the Ordering C.O.M. and C.O.L. page for additional yardage needed. For C.O.M. fabric sent to KI-High Point on multiple rolls, add an additional yard of fabric per roll to the yardage requirements.

C.O.L. Requirements
Figure 18 sq. ft. of leather (C.O.L.) for each yard shown (i.e., 4.75 x 18 = 85.5 sq. ft.).

Contrasting Upholstery
When contrasting fabric is chosen, price at highest in-grade.

Minimum Fabric/Leather Quantity
Minimum order for fabric is 1 yard. Minimum order for leather is 1 hide (approximately 50 sq. ft).

Moisture Barrier
Moisture barrier is applied underneath the fabric cover as a means of protecting the foam. Not available with TB133

California TB133 Fire Safety Code
For California Technical Bulletin 133 compliant models, a Product Modification Request in required. Contact Customer Service for details.

Construction
CONSTRUCTION - LOUNGE & BARIATRIC

Frame Constructed of kiln-dried lumber and laminated hardwood plywood. Exposed wood components finished with catalyzed varnish (specify finish when ordering). Tight seat constructed with universal 7.5-gauge sinuous wire springs. Tight back sprung with stretch strap webbing stapled into position. Multiple densities of polyurethane foam covered with a layer of .75 super soft foam. Seats, backs and arms are field replaceable.

SPECIAL SERVICES

Special Carton Marking

With specially marked information	N/C

Shipping
Ships **assembled unless replacement parts which ship knocked down, FOB High Point, NC 27263, freight prepaid.** Freight class 250.

Specifications and prices are subject to change without prior notice.

Soltice® Healthcare
Bariatric Replacement Parts

Soltice® Healthcare
Bariatric Replacement Parts

	MODEL	MODEL NUMBER: Basic Model	Non-Contrast or Fabric Contrast 1	Wood Finish	Arm Cap	Fire Code	Moisture Barrier	Approx. Packaged Weight	Delivered Pricing	Grade C.O.M.	Grade C	Grade D	Grade E & C.O.L.	Grade F	Grade G	Grade H	Grade I	Grade J	Grade K	Grade L Leather	Grade M Leather	TB133 add to list price	Moisture Barrier add to list price
SORP	**Replacement Back** • Non-contrast C.O.M = 2.25 yd	SRBBK	□□□□			□□□	□□□	25.0#	N/A	$ 1199	$ 1215	$ 1245	$ 1281	$ 1302	$ 1352	$ 1398	$ 1459	$ 1575	$ 1697	$ 1819	$ 2058	$ 267	$ 123
SORP	**Replacement Seat (Open Arm)** • Non-contrast C.O.M = 2.5 yd	SRBST	□□□□			□□□	□□□	35.0#	N/A	$ 1407	$ 1426	$ 1459	$ 1497	$ 1531	$ 1583	$ 1637	$ 1702	$ 1840	$ 1977	$ 2114	$ 2384	$ 267	$ 137
SORP	**Replacement Seat (Closed Arm)** • Non-contrast C.O.M = 2 yd	SRBSC	□□□□	□□□		□□□	□□□	35.0#	N/A	$ 1407	$ 1426	$ 1459	$ 1497	$ 1531	$ 1583	$ 1637	$ 1702	$ 1840	$ 1977	$ 2114	$ 2384	$ 267	$ 137
SORP	**Replacement Arm (Open Arm)** • Includes armcap	SRBOA/LF		□□□	□□□			15.0#	$ 646													N/A	N/A
		SRBOA/RF		□□□	□□□			15.0#	646													N/A	N/A
SORP	**Replacement Arm (Closed Arm)** • Non-contrast C.O.M = 2.5 yd • Includes armcap	SRBCA/LF	□□□□	□□□	□□□	□□□	□□□	35.0#	N/A	$ 984	$ 1008	$ 1051	$ 1105	$ 1138	$ 1205	$ 1271	$ 1358	$ 1531	$ 1699	$ 1870	$ 2213	$ 315	$ 140
		SRBCA/RF	□□□□	□□□	□□□	□□□	□□□	35.0#	N/A	984	1008	1051	1105	1138	1205	1271	1358	1531	1699	1870	2213	315	140
SORP	**Replacement Armcaps** • Set of 2	SRBAC		□□□	□□□			12.0#	$ 448													N/A	N/A
		Ⓐ	Ⓑ	Ⓒ	Ⓓ	Ⓔ	Ⓕ																

HOW TO ORDER

Indicate the following information on order form:
1. Quantity of each item.
2. Model number, including options. See "How To Build a Model Number".
3. Any special service required.

Note: • The □ indicates that a choice is required.
- The absence of the □ indicates that no choice is required.
- Alpha-numeric characters in place of □ indicate that no other alternatives are available.

HOW TO BUILD A MODEL NUMBER

Ⓐ Select basic model.

Ⓑ Select non-contrast or fabric contrast 1.
Refer to **ki.com/fabrics**

Ⓒ Select wood finish color.*
Refer to the **Product Color Options** page in this price list.
*For Kensington Maple add upcharge.

Ⓓ Select arm option.

WAC	- Wood armcaps (pair)
PAC	- Black poly (pair); add $218

Ⓔ Select fire code.

NFR	- Compliance to TB 117-2013
FR	- Compliance to TB 133

See pricing column for TB133 upcharge.

Ⓕ Select moisture barrier.

NMB	- No moisture barrier
MB	- Moisture barrier

See pricing column for moisture barrier upcharge.

KENSINGTON MAPLE UPCHARGE

Kensington Maple requires extended leadtimes.

Model	
SRBOA/(FR/LF)	$63
SRBCA/(RF/LF)	$14
SRBAC	$14 (each)

INFORMATION

C.O.M. Requirements
C.O.M. yardage requirements listed above are based on plain goods 54" wide. If less than 54" wide or fabrics requiring matching (stripes, plaids, prints, large patterns), additional yardage will be needed. Consult C.O.M. matrix on the Ordering C.O.M. and C.O.L. page for additional yardage needed. For C.O.M. fabric sent to KI-High Point on multiple rolls, add an additional yard of fabric per roll to the yardage requirements.

C.O.L. Requirements
Figure 18 sq. ft. of leather (C.O.L.) for each yard shown (i.e., 4.75 x 18 = 85.5 sq. ft.).

Contrasting Upholstery
When contrasting fabric is chosen, price at highest in-grade.

Moisture Barrier
Moisture barrier is applied underneath the fabric cover as a means of protecting the foam. Not available with TB133

California TB133 Fire Safety Code
For California Technical Bulletin 133 compliant models, a Product Modification Request in required. Contact Customer Service for details.

SPECIAL SERVICES

Special Carton Marking

With specially marked information	N/C

Shipping
Ships **assembled unless replacement parts which ship knocked down, FOB High Point, NC 27263, freight prepaid.** Freight class 70.

Specifications and prices are subject to change without prior notice.



Soltice® 1.5 Recliner

Dimensions	
Overall width	32-1/8"
Overall depth	35"
Overall height	47"
Seat width	24"
Seat depth	20"
Seat height from floor	20"
Arm height at front of arm (highest point)	27-1/2"

Tablet Arm Options

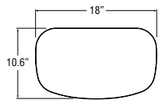

Top-Mounted Articulating Revolving Tablet

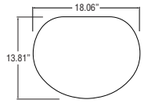

Side-Mounted Articulating Fold-Down Tablet



Caster - Locked Position

Chair Testing and Loading
The Affina II Recliners have passed all standard ANSI BIFMA tests for seating products, and in addition, the chairs also passed KI's bariatric test battery (see document KI-98829) which allows the chairs to safely accommodate weights of up to 750 pounds.

Field Replaceable Seat, Back, Ottoman and Armcaps
Replacement seats include new foam and upholstery and are Velcro Fastened to the seat. Backs are attached to the frame mechanism with a metal-to-metal hinge connection that allows for easy replacement. Removing two screws at the bottom of the back will allow lifting the entire back off the mechanism. Replacement backs come with complete wood frame, foam and upholstery. Footrest Ottoman replacements are fully upholstered and bolt on to the frame. Armcaps are attached to the arms using compression dowels for easy replacement. For full arm replacement, contact a factory representative.

Wood Arm Caps
Wood arm caps are constructed of 12/4 select hardwood kiln dried to a moisture content of 5% to 7%, fastened to hardwood plywood panels. Joinery utilizes three (3) 1/2" x 1" spring steel dowels, screwed into position on the arm cap. Plywood arm panels are 1/2" thick plywood skins, inside and out. glued and stapled using mortise, butt, and lap joints throughout. Craftboard (.09 thick) is stapled over edges and bottom beneath 1/4" thick soft polyurethane foam padding.

Mechanism and Chair Frame
Rectangular steel tube frame ranging from 14 to 10 guage, is welded, or riveted, at all member connections and fully powder coated to seal frame. Steel frame arm and footrest mounting plates are 14 guage thickness. Frame is bolted to wood arms at 12 locations using 1/4"-20 machine bolts. Back frame is constructed of 1" laminated plywood with solid wood cross rails. Dowel and lap joints are utilized. Seat frame is 5/4 solid maple wood. Mechanism is all steel ranging in guage from 14-11 guage.

Recliner Back and Seat
Back is 1" hardwood plywood (7 ply) utilixing dowel and lap joints. Six (6) 3" woven web straps are stretched and interwoven across the seat and stapled. Sea Board mounts to steel seat frame using two (2) 1/4"-20 machne bolts. Propex woven polypropylene fabric covers the back surface openings. A layer of 1/4" thick soft polyurethane foam padding covers all non-cushioned surfaces.

Polyurethane Foam Cushions
Seat cushion is composed of 2.5 lb. 35 density high resilient polyurethane foam measuring 4" in thickness. A 1" thick slab of 1.5 lb. 14 density foam is laminated to the top and front edge. Back cushion is composed of 2.5 lb. 35 density high resilient polyurethane foam measuring 2" in thickness. A 1" thick slab of 1.5 lb. 14 density foam is laminated to the foam surface.

Upholstery Covers
Traditional upholstery methods are used throughout.

Casters
Four 3" individual locking, swiveling casters are fastened to the four corner of the chair.

Central Locking Caster System
5" sealed, locking casters are activated using a foot lever, and are controlled by a series of steel and cast aluminum linkages inside the chair.

Optional Heat & Massage
Heat & Massage units are installed into the backrest and the seat of the unit. Control functions are performed at a built-in control unit in the right-facing arm. Three temperature levels are available for the heat option: low (37C/99F), medium (38C/101F), and high (39C/102F), with an automatic shut-off after four hours of operation. The vibrating massage modules are built into the backrest of the unit, with the controller managing four modes of operation: low location low vibration, low location high vibration, high location low vibration, and high location high vibration, also with an automatic shut-off after 15 minutes of operation. The entire assembly meets TUVRheinland and IEC 60601-1 ratings. The powercoard is a 14 AWG, 15-Amp NEMA rated three conducted SJT, with a three-prong grounded plug. A 72" length of exposed power cord extends from the back of the unit and is strain releaf mounted to the rear of the unit. Use of this product is not intended to offer any medical benefits, but rather supports relaxation, comfort, and convenience to the user.

Optional USB Charger (requires Heat & Massage selection)
The USB power module houses one 5V DC USB (type 2.0 and type 3.0 compatible) charging plug-in receptacle with 1-AMP DC total power (no data). The module is installed in the front of the right-side facing arm.

SPECIFICATIONS

Complimentary Furniture
The following lounge collections offer complimentary furniture that creates continuity and a cohesive look throughout a facility. These complimentary pieces can be found in other sections of the KI price list.

SOLTICE HEATLHCARE SEATING - Soltice Multiple Seating, Soltice Guest Seating, Soltice Lounge Seating, LaResta Day Bed (FDS/SL).

UPHOLSTERY INFORMATION

C.O.M. Fabric
For C.O.M. fabric sent to KI-High Point on multiple rolls, add an additional yard of fabric per roll to the yardage requirement. Multiple rolls have shorter pieces of fabric on them and do not allow nesting and stacking of the fabric to achieve the best yield as is done with one large roll. This results in yardage shortages and requests for additional fabric from the client, which can delay an order. For each roll that is sent, one yard needs to be added to one of the rolls, not separately.

Fabric Disclaimer
Fabric will be applied as swatched by the fabric manufacturer. Fabric that is required to be applied differently than is swatched will need a Modified Product Request written specifying the direction the fabric is to be applied.

FINISH INFORMATION

Color Match
KI offers the additional option of color matching paint, polypropylene, or wood stain through Product Modification Requests. Contact Service for detials.

INFORMATION

Warranty
Refer to KI Terms & Conditions document or visit ki.com

Soltice® 1.5 Healthcare
Product Color Options

Soltice® 1.5 Healthcare
Product Color Options

Wood Finish - Core

Cherry Storm on Beech	BCX
Cinnamon on Beech	BCN
Cocoa on Beech	BCA
Eclypse Black on Beech	BEB
Florence Walnut on Beech	BFC
Kensington Maple on Maple	MMA
Monticello Maple on Beech	BMT
Natural on Beech	BNA
River Cherry on Beech	BRY

Kensington Maple requires an upcharge.

Veneer Wood Finish - Core

Cherry Storm on Beech	BCX2
Cinnamon on Beech	BCN2
Cocoa on Beech	BCA2
Eclypse Black on Beech	BEB2
Kensington Maple on Maple	MMA2
Monticello Maple on Beech	BMT2
Natural on Beech	BNA2
River Cherry on Beech	BRY2

Surface Finish - Laminate

Biltmore Cherry	LBT
Black	LBK
Brighton Walnut	LBW
Canyon Zephyr	LCA
Castle Oak	LCO
Casual Linen	LCU
Cherry Storm	LCX
Classic Linen	LCI
Cloud Zephyr	LCL
Cocobala	LCC
Coffee Bean	LCB
Crisp Linen	LRI
Desert Zephyr	LDZ
Dove Grey	LDG
Fired Steel	LIL
Flax Linen	LXF
Florence Walnut	LFC
Forged Steel	LOL
Frosty White	LFW
Graphite Nebula	LGN
Grey	LGE
High Rise	LHE
Hollyberry	LHY
Irish Linen	LIH
Island	LID
Italian Silver Ash	LIT
Kensington Maple	LKM
Lapis Blue	LLB
Markerboard White	LMK
Misted Zephyr	LMR
Monticello Maple	LMT
Nickel Evolv	LNV
North Sea	LNA
Ocean	LON
Orange Grove	LOE
Pearl Bisque	LPB
Pearl Silver	LPS
Pressed Linen	LPR
River Cherry	LRY
Rugged Linen	LRG
Satin Stainless	LSS
Shadow Zephyr	LSR
Silicon evolv	LSV
Sterling Ash	LAZ
Tailored Linen	LTL
Titanium evolv	LTV
White Nebula	LWL
White Sand	LWN
Windsor Mahogany	LWY

Finish Cards
View color swatches for items listed within this document.

Paints **Wood/Veneer** **Molded Edges** **Hard Plastics**
Plastics/Poly **Laminates** **Edge Styles** **Glass**

Certain options referenced may not be available on GSA Schedule.

Soltice® 1.5 Healthcare
Recliner

Soltice® 1.5 Healthcare
Recliner

	Features	MODEL NUMBER Basic Model	Non-Contrast or Fabric Contrast 1	Fabric Contrast 2	Heat/ Massage Option	USB Power	I.V. Pole	Catheter Attach-ment	Magazine Pouch	Arm Cap	Wood Finish	Approx. Packaged Weight	Grade C.O.M.	Grade C	Grade D	Grade E & C.O.L.	Grade F	Grade G	Grade H	Grade I	Grade J	Grade K	Grade L Leather	Grade M Leather
	Non-Contrast	SR15/NC	□□□□		□□	□□	□□□	□□□	□□□	□□□	□□□	150.0#	$ 5060	$ 5373	$ 5466	$ 5571	$ 5639	$ 5774	$ 5912	$ 6078	$ 6420	$ 6759	$ 7101	$ 7782
	Contrast	SR15/FC	□□□□	□□□	□□	□□	□□□	□□□	□□□	□□□	□□□	150.0#	5175	5488	5582	5688	5753	5890	6026	6198	6537	6879	7216	7899
		Ⓐ	Ⓑ	Ⓒ	Ⓓ	Ⓔ	Ⓕ	Ⓖ	Ⓗ	Ⓘ	Ⓙ													



SORL2

Recliner (Closed Arm)

- Non-contrast C.O.M = 5.5 yd
- 1 = Back and arms (Fabric Contrast 1) C.O.M. = 4.5 yd
- 2 = Seat (Fabric Contrast 2) C.O.M. = 1.5 yd

- Optional magazine rack (Fabric Contrast 1) C.O.M. = .5 yd

HOW TO ORDER

Indicate the following information on order form:
1. Quantity of each item.
2. Model number, including options. See "How To Build a Model Number".
3. Any special service required.

Note: • The □ indicates that a choice is required.
- The absence of the □ indicates that no choice is required.
- Alpha-numeric characters in place of □ indicate that no other alternatives are available.

HOW TO BUILD A MODEL NUMBER

Ⓐ Select basic model.

Ⓑ Select non-contrast or fabric contrast 1.
Refer to **ki.com/fabrics**

Ⓒ Select fabric contrast 2.
Refer to **ki.com/fabrics**

Ⓓ Select Heat and Massage option.

NHM	- No heat and massage
WHM	- With heat and massage; add $1441

Ⓔ Select USB Power option.

NUSB	- No USB Power
WUSB	- With USB power; add $275

Only available if Heat and Massage option is selected.

Ⓕ Select I.V. pole (facing).

NS	- No pole
LRFIV	- Left facing rear; add $439
RFFIV	- Right facing front; add $439
RRFIV	- Right facing rear; add $439

If optional magazine pouch is specified, only Left-facing-rear (LRFIV) or No pole (NS) can be specified.

Ⓖ Select catheter bag attachment hook (facing).

NCA	- No catheter attachment
LRCA	- Left facing rear; add $73
RFCA	- Right facing front; add $73
RRCA	- Right facing rear; add $73

If optional I.V. pole is specified, catheter attachment can not be specified in the same location.

Ⓗ Select magazine pouch.

NMR	- No magazine pouch
RFP	- Right side pouch (requires add'l fabric; matches arm); add $279

Magazine pouch fabric will match arm fabric selection

Ⓘ Select arm option.

PAC	- Black poly (pair); add $223
WAC	- Wood (standard)

Ⓙ Select wood finish color.*

Refer to the **Product Color Options** page in this price list.
*For Kensington Maple add upcharge.

KENSINGTON MAPLE UPCHARGE

Kensington Maple requires extended leadtimes.
Model
Soltice 1.5 Recliner $14

INFORMATION

Moisture Barrier $203

C.O.M. Requirements
C.O.M. yardage requirements listed above are based on plain goods 54" wide. If less than 54" wide or fabrics requiring matching (stripes, plaids, prints, large patterns), additional yardage will be needed. Consult C.O.M. matrix on the Ordering C.O.M. and C.O.L. page for addtional yardage needed. For C.O.M. fabric sent to KI-High Point on multiple rolls, add an additional yard of fabric per roll to the yardage requirements.

C.O.L. Requirements
Figure 18 sq. ft. of leather (C.O.L.) for each yard shown (i.e., 4.75 x 18 = 85.5 sq. ft.).

Contrasting Upholstery
When contrasting fabric is chosen, price at highest in-grade.

Minimum Fabric/Leather Quantity
Minimum order for fabric is 1 yard. Minimum order for leather is 1 hide (approximately 50 sq. ft).

Construction
Wood arms and armcaps (field replaceable) constructed of kiln-dried hardwood. Recliner mechanism constructed of flat and tubular steel bolted to wood arms at 16 locations. Ottoman mechanism constructed of 14-gauge steel mounted to chair frame. Back shell is 1" hardwood plywood (7 ply), glued and stapled. Seat shell is 1" hardwood plywood (7 ply). Cushioning of multiple densities of polyurethane foam. Seat and back are field replaceable. Ottoman is field replaceable. Soft touch ottoman release and push/pull handles.

SPECIAL SERVICES

Special Carton Marking

With specially marked information	N/C

Shipping
Ships **assembled, FOB High Point, NC 27263, freight prepaid.** Freight class 250.

Specifications and prices are subject to change without prior notice.

Soltice® 1.5 Healthcare
Recliner

Soltice® 1.5 Healthcare
Recliner

	Features	MODEL NUMBER Basic Model	Non-Cont or Fabric Cont 1	Fabric Cont 2	Heat/ Massage Option	USB Power	I.V. Pole	Cath Attach-ment	Magazine Pouch	Arm Cap	Wood Finish	Laminate Color	Approx. Packaged Weight	Grade C.O.M.	Grade C	Grade D	Grade E & C.O.L.	Grade F	Grade G	Grade H	Grade I	Grade J	Grade K	Grade L Leather	Grade M Leather
	Right facing	SR15/NC/RFT/LT	□□□□		□□	□□	□□□	□□□	□□□	□□□	□□□	□□□	155.0#	$ 5691	$ 6006	$ 6102	$ 6207	$ 6272	$ 6411	$ 6548	$ 6718	$ 7066	$ 7405	$ 7734	$ 8435
SORL2																									
Recliner (w/Laminate Top, Side-Mounted Articulating Fold-Down Tablet) - Non-contrast																									
• Non-contrast C.O.M = 5.5 yd																									
	Right facing	SR15/FC/RFT/LT	□□□□	□□□	□□	□□	□□□	□□□	□□□	□□□	□□□	□□□	155.0#	$ 5808	$ 6125	$ 6219	$ 6325	$ 6393	$ 6529	$ 6664	$ 6851	$ 7182	$ 7523	$ 7868	$ 8555

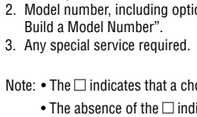

SORL2

Recliner (w/Laminate Top, Side-Mounted Articulating Fold-Down Tablet) - Contrast

- 1 = Back, arms and footrest (Fabric Contrast 1) C.O.M. = 4.5 yd
- 2 = Seat (Fabric Contrast 2) C.O.M. = 1.75 yd
- Optional magazine rack (Fabric Contrast 1) C.O.M. = .5 yd

Ⓐ Ⓑ Ⓒ Ⓓ Ⓔ Ⓕ Ⓖ Ⓗ Ⓘ Ⓙ Ⓚ

HOW TO ORDER

Indicate the following information on order form:
1. Quantity of each item.
2. Model number, including options. See "How To Build a Model Number".
3. Any special service required.

Note: • The □ indicates that a choice is required.
- The absence of the □ indicates that no choice is required.
- Alpha-numeric characters in place of □ indicate that no other alternatives are available.

HOW TO BUILD A MODEL NUMBER

Ⓐ Select basic model.

Ⓑ Select non-contrast or fabric contrast 1.
Refer to **ki.com/fabrics**

Ⓒ Select fabric contrast 2.
Refer to **ki.com/fabrics**

Ⓓ Select Heat and Massage option.

NHM	- No heat and massage
WHM	- With heat and massage; add $1441

Ⓔ Select USB Power option.

NUSB	- No USB Power
WUSB	- With USB power; add $275

Only available if Heat and Massage option is selected.

Ⓕ Select I.V. pole (facing).

NS	- No pole
LRFIV	- Left facing rear; add $439
RFFIV	- Right facing front; add $439
RRFIV	- Right facing rear; add $439

If top articulating table is specified, table, I.V. pole and/or catheter bag attachment must all be specified in unique locations.
If optional magazine pouch is specified, only Left-facing-rear (LRFIV) or No pole (NS) can be specified.

Left facing = right-handed when seated
Right facing = left-handed when seated

Ⓖ Select catheter bag attachment hook (facing).

NCA	- No catheter attachment
LRCA	- Left facing rear; add $73
RFCA	- Right facing front; add $73
RRCA	- Right facing rear; add $73

If top articulating table is specified, table, I.V. pole and/or catheter bag attachment must all be specified in unique locations.

Ⓗ Select magazine pouch.

NMR	- No magazine pouch
RFP	- Right side pouch (requires add'l fabric; matches arm); add $279

Magazine pouch fabric will match arm fabric selection

Ⓘ Select arm option.

PAC	- Black poly (pair); add $223
WAC	- Wood (standard)

Ⓙ Select wood finish color.*
Refer to the **Product Color Options** page in this price list.
*For Kensington Maple add upcharge.

Ⓚ Select laminate color.
Refer to the **Product Color Options** page in this price list.

KENSINGTON MAPLE UPCHARGE

Kensington Maple requires extended leadtimes.
Model
Soltice 1.5 Recliner $14

INFORMATION

Moisture Barrier $203

C.O.M. Requirements

C.O.M. yardage requirements listed above are based on plain goods 54" wide. If less than 54" wide or fabrics requiring matching (stripes, plaids, prints, large patterns), additional yardage will be needed. Consult C.O.M. matrix on the Ordering C.O.M. and C.O.L. page for addtional yardage needed. For C.O.M. fabric sent to KI-High Point on multiple rolls, add an additional yard of fabric per roll to the yardage requirements.

C.O.L. Requirements

Figure 18 sq. ft. of leather (C.O.L.) for each yard shown (i.e., 4.75 x 18 = 85.5 sq. ft.).

Contrasting Upholstery

When contrasting fabric is chosen, price at highest in-grade.

Minimum Fabric/Leather Quantity

Minimum order for fabric is 1 yard. Minimum order for leather is 1 hide (approximately 50 sq. ft).

Construction

Wood arms and armcaps (field replaceable) constructed of kiln-dried hardwood. Recliner mechanism constructed of flat and tubular steel bolted to wood arms at 16 locations. Ottoman mechanism constructed of 14-gauge steel mounted to chair frame. Back shell is 1" hardwood plywood (7 ply), glued and stapled. Seat shell is 1" hardwood plywood (7 ply). Cushioning of multiple densities of polyurethane foam. Seat and back are field replaceable. Ottoman is field replaceable. Soft touch ottoman release and push/pull handles.

SPECIAL SERVICES

Special Carton Marking

With specially marked information	N/C

Shipping

Ships **assembled, FOB High Point, NC 27263, freight prepaid.** Freight class 250.

Specifications and prices are subject to change without prior notice.

Soltice® 1.5 Healthcare
Recliner

Soltice® 1.5 Healthcare
Recliner

	Features	MODEL NUMBER Basic Model	Non-Cont or Fabric Cont 1	Fabric Cont 2	Heat/ Massage Option	USB Power	I.V. Pole	Cath Attach-ment	Magazine Pouch	Arm Cap	Wood Finish	Laminate Color	Approx. Packaged Weight	Grade C.O.M.	Grade C	Grade D	Grade E & C.O.L.	Grade F	Grade G	Grade H	Grade I	Grade J	Grade K	Grade L Leather	Grade M Leather
	Left facing	SR15/NC/LFRT/LT	□□□□		□□	□□	□□□	□□□	□□□	□□□	□□□	□□□	155.0#	$ 5691	$ 6006	$ 6102	$ 6207	$ 6272	$ 6411	$ 6548	$ 6718	$ 7066	$ 7405	$ 7734	$ 8435
SORL2	Right facing	SR15/NC/RFRT/LT	□□□□		□□	□□	□□□	□□□	□□□	□□□	□□□	□□□	155.0#	5691	6006	6102	6207	6272	6411	6548	6718	7066	7405	7734	8435
Recliner (w/Laminate Top, Top-Mounted Articulating Revolving Tablet) - Non-contrast																									
• Non-contrast C.O.M = 5.5 yd																									
	Left facing	SR15/FC/LFRT/LT	□□□□	□□□	□□	□□	□□□	□□□	□□□	□□□	□□□	□□□	155.0#	$ 5808	$ 6125	$ 6219	$ 6325	$ 6393	$ 6529	$ 6664	$ 6851	$ 7182	$ 7523	$ 7868	$ 8555
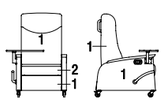	Right facing	SR15/FC/RFRT/LT	□□□□	□□□	□□	□□	□□□	□□□	□□□	□□□	□□□	□□□	155.0#	5808	6125	6219	6325	6393	6529	6664	6851	7182	7523	7868	8555
SORL2																									
Recliner (w/Laminate Top, Top-Mounted Articulating Revolving Tablet) - Contrast																									
• 1 = Back, arms and footrest (Fabric Contrast 1) C.O.M. = 4.5 yd • 2 = Seat (Fabric Contrast 2) C.O.M. = 1.75 yd • Optional magazine rack (Fabric Contrast 1) C.O.M. = .5 yd																									
		Ⓐ	Ⓑ	Ⓒ	Ⓓ	Ⓔ	Ⓕ	Ⓖ	Ⓗ	Ⓘ	Ⓙ	Ⓚ													

HOW TO ORDER

Indicate the following information on order form:
1. Quantity of each item.
2. Model number, including options. See "How To Build a Model Number".
3. Any special service required.

Note: • The □ indicates that a choice is required.
- The absence of the □ indicates that no choice is required.
- Alpha-numeric characters in place of □ indicate that no other alternatives are available.

HOW TO BUILD A MODEL NUMBER

Ⓐ Select basic model.

Ⓑ Select non-contrast or fabric contrast 1.
Refer to **ki.com/fabrics**

Ⓒ Select fabric contrast 2.
Refer to **ki.com/fabrics**

Ⓓ Select Heat and Massage option.

NHM	- No heat and massage
WHM	- With heat and massage; add $1441

Ⓔ Select USB Power option.

NUSB	- No USB Power
WUSB	- With USB power; add $275

Only available if Heat and Massage option is selected.

Ⓕ Select I.V. pole (facing).

NS	- No pole
LRFIV	- Left facing rear; add $439
RFFIV	- Right facing front; add $439
RRFIV	- Right facing rear; add $439

If top articulating table is specified, table, I.V. pole and/or catheter bag attachment must all be specified in unique locations.
If optional magazine pouch is specified, only Left-facing-rear (LRFIV) or No pole (NS) can be specified.

Left facing = right-handed when seated
Right facing = left-handed when seated

Ⓖ Select catheter bag attachment hook (facing).

NCA	- No catheter attachment
LRCA	- Left facing rear; add $73
RFCA	- Right facing front; add $73
RRCA	- Right facing rear; add $73

If top articulating table is specified, table, I.V. pole and/or catheter bag attachment must all be specified in unique locations.

Ⓗ Select magazine pouch.

NMR	- No magazine pouch
RFP	- Right side pouch (requires add'l fabric; matches arm); add $279

Magazine pouch fabric will match arm fabric selection

Ⓘ Select arm option.

PAC	- Black poly (pair); add $223
WAC	- Wood (standard)

Ⓙ Select wood finish color.*
Refer to the **Product Color Options** page in this price list.
*For Kensington Maple add upcharge.

Ⓚ Select laminate color.
Refer to the **Product Color Options** page in this price list.

KENSINGTON MAPLE UPCHARGE
Kensington Maple requires extended leadtimes.
Model
Soltice 1.5 Recliner $14

INFORMATION

Moisture Barrier $203

C.O.M. Requirements
C.O.M. yardage requirements listed above are based on plain goods 54" wide. If less than 54" wide or fabrics requiring matching (stripes, plaids, prints, large patterns), additional yardage will be needed. Consult C.O.M. matrix on the Ordering C.O.M. and C.O.L. page for addtional yardage needed. For C.O.M. fabric sent to KI-High Point on multiple rolls, add an additional yard of fabric per roll to the yardage requirements.

C.O.L. Requirements
Figure 18 sq. ft. of leather (C.O.L.) for each yard shown (i.e., 4.75 x 18 = 85.5 sq. ft.).

Contrasting Upholstery
When contrasting fabric is chosen, price at highest in-grade.

Minimum Fabric/Leather Quantity
Minimum order for fabric is 1 yard. Minimum order for leather is 1 hide (approximately 50 sq. ft).

Construction
Wood arms and armcaps (field replaceable) constructed of kiln-dried hardwood. Recliner mechanism constructed of flat and tubular steel bolted to wood arms at 16 locations. Ottoman mechanism constructed of 14-gauge steel mounted to chair frame. Back shell is 1" hardwood plywood (7 ply), glued and stapled. Seat shell is 1" hardwood plywood (7 ply). Cushioning of multiple densities of polyurethane foam. Seat and back are field replaceable. Ottoman is field replaceable. Soft touch ottoman release and push/pull handles.

SPECIAL SERVICES

Special Carton Marking

With specially marked information	N/C

Shipping
Ships **assembled, FOB High Point, NC 27263, freight prepaid.** Freight class 250.

Specifications and prices are subject to change without prior notice.

Soltice® 1.5 Healthcare
Recliner

Soltice® 1.5 Healthcare
Recliner

	Features	MODEL NUMBER Basic Model	Non-Contor Fabric Cont 1	Fabric Cont 2	Heat/ Massage Option	USB Power	I.V. Pole	Cath Attach-ment	Magazine Pouch	Arm Cap	Wood Finish	Veneer Color	Approx. Packaged Weight	Grade C.O.M.	Grade C	Grade D	Grade E & C.O.L.	Grade F	Grade G	Grade H	Grade I	Grade J	Grade K	Grade L Leather	Grade M Leather
SORL2	Right facing	SR15/NC/RFT/VT	□□□□		□□	□□	□□□	□□□	□□□	□□□	□□□	□□□	155.0#	$ 5691	$ 6006	$ 6102	$ 6207	$ 6272	$ 6411	$ 6548	$ 6718	$ 7066	$ 7405	$ 7734	$ 8435
Recliner (w/Veneer Top, Side-Mounted Articulating Fold-Down Tablet) - Non-contrast • Non-contrast C.O.M = 5.5 yd																									
SORL2	Right facing	SR15/FC/RFT/VT	□□□□	□□□	□□	□□	□□□	□□□	□□□	□□□	□□□	□□□	155.0#	$ 5808	$ 6125	$ 6219	$ 6325	$ 6393	$ 6529	$ 6664	$ 6851	$ 7182	$ 7523	$ 7868	$ 8555
Recliner (w/Veneer Top, Side-Mounted Articulating Fold-Down Tablet) - Contrast • 1 = Back, arms and footrest (Fabric Contrast 1) C.O.M. = 4.5 yd • 2 = Seat (Fabric Contrast 2) C.O.M. = 1.75 yd • Optional magazine rack (Fabric Contrast 1) C.O.M. = .5 yd																									
		Ⓐ	Ⓑ	Ⓒ	Ⓓ	Ⓔ	Ⓕ	Ⓖ	Ⓗ	Ⓘ	Ⓙ	Ⓚ													

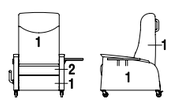

HOW TO ORDER

Indicate the following information on order form:
1. Quantity of each item.
2. Model number, including options. See "How To Build a Model Number".
3. Any special service required.

Note: • The □ indicates that a choice is required.
- The absence of the □ indicates that no choice is required.
- Alpha-numeric characters in place of □ indicate that no other alternatives are available.

HOW TO BUILD A MODEL NUMBER

Ⓐ Select basic model.

Ⓑ Select non-contrast or fabric contrast 1.
Refer to **ki.com/fabrics**

Ⓒ Select fabric contrast 2.
Refer to **ki.com/fabrics**

Ⓓ Select Heat and Massage option.

NHM	- No heat and massage
WHM	- With heat and massage; add $1441

Ⓔ Select USB Power option.

NUSB	- No USB Power
WUSB	- With USB power; add $275

Only available if Heat and Massage option is selected.

Ⓕ Select I.V. pole (facing).

NS	- No pole
LRFIV	- Left facing rear; add $439
RFFIV	- Right facing front; add $439
RRFIV	- Right facing rear; add $439

If top articulating table is specified, table, I.V. pole and/or catheter bag attachment must all be specified in unique locations.
If optional magazine pouch is specified, only Left-facing-rear (LRFIV) or No pole (NS) can be specified.

Left facing = right-handed when seated
Right facing = left-handed when seated

Ⓖ Select catheter bag attachment hook (facing).

NCA	- No catheter attachment
LRCA	- Left facing rear; add $73
RFCA	- Right facing front; add $73
RRCA	- Right facing rear; add $73

If top articulating table is specified, table, I.V. pole and/or catheter bag attachment must all be specified in unique locations.

Ⓗ Select magazine pouch.

NMR	- No magazine pouch
RFP	- Right side pouch (requires add'l fabric; matches arm); add $279

Magazine pouch fabric will match arm fabric selection

Ⓘ Select arm option.

PAC	- Black poly (pair); add $223
WAC	- Wood (standard)

Ⓙ Select wood finish color.*
Refer to the **Product Color Options** page in this price list.
*For Kensington Maple add upcharge.

Ⓚ Select veneer color.
Refer to the **Product Color Options** page in this price list.

KENSINGTON MAPLE UPCHARGE

Kensington Maple requires extended leadtimes.
Model
Soltice 1.5 Recliner $14

INFORMATION

Moisture Barrier $203

C.O.M. Requirements

C.O.M. yardage requirements listed above are based on plain goods 54" wide. If less than 54" wide or fabrics requiring matching (stripes, plaids, prints, large patterns), additional yardage will be needed. Consult C.O.M. matrix on the Ordering C.O.M. and C.O.L. page for addtional yardage needed. For C.O.M. fabric sent to KI-High Point on multiple rolls, add an additional yard of fabric per roll to the yardage requirements.

C.O.L. Requirements

Figure 18 sq. ft. of leather (C.O.L.) for each yard shown (i.e., 4.75 x 18 = 85.5 sq. ft.).

Contrasting Upholstery

When contrasting fabric is chosen, price at highest in-grade.

Minimum Fabric/Leather Quantity

Minimum order for fabric is 1 yard. Minimum order for leather is 1 hide (approximately 50 sq. ft).

Construction

Wood arms and armcaps (field replaceable) constructed of kiln-dried hardwood. Recliner mechanism constructed of flat and tubular steel bolted to wood arms at 16 locations. Ottoman mechanism constructed of 14-gauge steel mounted to chair frame. Back shell is 1" hardwood plywood (7 ply), glued and stapled. Seat shell is 1" hardwood plywood (7 ply). Cushioning of multiple densities of polyurethane foam. Seat and back are field replaceable. Ottoman is field replaceable. Soft touch ottoman release and push/pull handles.

SPECIAL SERVICES

Special Carton Marking

With specially marked information N/C

Shipping

Ships **assembled, FOB High Point, NC 27263, freight prepaid.** Freight class 250.

Specifications and prices are subject to change without prior notice.

Soltice® 1.5 Healthcare
Recliner

Soltice® 1.5 Healthcare
Recliner

	Features	MODEL NUMBER Basic Model	Non-Contor Fabric Cont 1	Fabric Cont 2	Heat/ Massage Option	USB Power	I.V. Pole	Cath Attach-ment	Magazine Pouch	Arm Cap	Wood Finish	Veneer Color	Approx. Packaged Weight	Grade C.O.M.	Grade C	Grade D	Grade E & C.O.L.	Grade F	Grade G	Grade H	Grade I	Grade J	Grade K	Grade L Leather	Grade M Leather
	Left facing	SR15/NC/LFRT/VT	□□□□		□□	□□	□□□	□□□	□□□	□□□	□□□	□□□	155.0#	$ 5691	$ 6006	$ 6102	$ 6207	$ 6272	$ 6411	$ 6548	$ 6718	$ 7066	$ 7405	$ 7734	$ 8435
SORL2	Right facing	SR15/NC/RFRT/VT	□□□□		□□	□□	□□□	□□□	□□□	□□□	□□□	□□□	155.0#	5691	6006	6102	6207	6272	6411	6548	6718	7066	7405	7734	8435
Recliner (w/Veneer Top, Top-Mounted Articulating Revolving Tablet) - Non-contrast																									
• Non-contrast C.O.M = 5.5 yd																									
	Left facing	SR15/FC/LFRT/VT	□□□□	□□□	□□	□□	□□□	□□□	□□□	□□□	□□□	□□□	155.0#	$ 5808	$ 6125	$ 6219	$ 6325	$ 6393	$ 6529	$ 6664	$ 6851	$ 7182	$ 7523	$ 7868	$ 8555
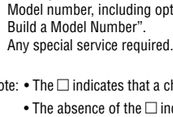	Right facing	SR15/FC/RFRT/VT	□□□□	□□□	□□	□□	□□□	□□□	□□□	□□□	□□□	□□□	155.0#	5808	6125	6219	6325	6393	6529	6664	6851	7182	7523	7868	8555
SORL2																									
Recliner (w/Veneer Top, Top-Mounted Articulating Revolving Tablet) - Contrast																									
• 1 = Back, arms and footrest (Fabric Contrast 1) C.O.M. = 4.5 yd • 2 = Seat (Fabric Contrast 2) C.O.M. = 1.75 yd • Optional magazine rack (Fabric Contrast 1) C.O.M. = .5 yd																									
		Ⓐ	Ⓑ	Ⓒ	Ⓓ	Ⓔ	Ⓕ	Ⓖ	Ⓗ	Ⓘ	Ⓙ	Ⓚ													

HOW TO ORDER

Indicate the following information on order form:
1. Quantity of each item.
2. Model number, including options. See "How To Build a Model Number".
3. Any special service required.

Note: • The □ indicates that a choice is required.
- The absence of the □ indicates that no choice is required.
- Alpha-numeric characters in place of □ indicate that no other alternatives are available.

HOW TO BUILD A MODEL NUMBER

Ⓐ Select basic model.

Ⓑ Select non-contrast or fabric contrast 1.
Refer to **ki.com/fabrics**

Ⓒ Select fabric contrast 2.
Refer to **ki.com/fabrics**

Ⓓ Select Heat and Massage option.

NHM	- No heat and massage
WHM	- With heat and massage; add $1441

Ⓔ Select USB Power option.

NUSB	- No USB Power
WUSB	- With USB power; add $275

Only available if Heat and Massage option is selected.

Ⓕ Select I.V. pole (facing).

NS	- No pole
LRFIV	- Left facing rear; add $439
RFFIV	- Right facing front; add $439
RRFIV	- Right facing rear; add $439

If top articulating table is specified, table, I.V. pole and/or catheter bag attachment must all be specified in unique locations.
If optional magazine pouch is specified, only Left-facing-rear (LRFIV) or No pole (NS) can be specified.

Left facing = right-handed when seated
Right facing = left-handed when seated

Ⓖ Select catheter bag attachment hook (facing).

NCA	- No catheter attachment
LRCA	- Left facing rear; add $73
RFCA	- Right facing front; add $73
RRCA	- Right facing rear; add $73

If top articulating table is specified, table, I.V. pole and/or catheter bag attachment must all be specified in unique locations.

Ⓗ Select magazine pouch.

NMR	- No magazine pouch
RFP	- Right side pouch (requires add'l fabric; matches arm); add $279

Magazine pouch fabric will match arm fabric selection

Ⓘ Select arm option.

PAC	- Black poly (pair); add $223
WAC	- Wood (standard)

Ⓙ Select wood finish color.*
Refer to the **Product Color Options** page in this price list.
*For Kensington Maple add upcharge.

Ⓚ Select veneer color.
Refer to the **Product Color Options** page in this price list.

KENSINGTON MAPLE UPCHARGE

Kensington Maple requires extended leadtimes.
Model
Soltice 1.5 Recliner $14

INFORMATION

Moisture Barrier $203

C.O.M. Requirements
C.O.M. yardage requirements listed above are based on plain goods 54" wide. If less than 54" wide or fabrics requiring matching (stripes, plaids, prints, large patterns), additional yardage will be needed. Consult C.O.M. matrix on the Ordering C.O.M. and C.O.L. page for addtional yardage needed. For C.O.M. fabric sent to KI-High Point on multiple rolls, add an additional yard of fabric per roll to the yardage requirements.

C.O.L. Requirements
Figure 18 sq. ft. of leather (C.O.L.) for each yard shown (i.e., 4.75 x 18 = 85.5 sq. ft.).

Contrasting Upholstery
When contrasting fabric is chosen, price at highest in-grade.

Minimum Fabric/Leather Quantity
Minimum order for fabric is 1 yard. Minimum order for leather is 1 hide (approximately 50 sq. ft).

Construction
Wood arms and armcaps (field replaceable) constructed of kiln-dried hardwood. Recliner mechanism constructed of flat and tubular steel bolted to wood arms at 16 locations. Ottoman mechanism constructed of 14-gauge steel mounted to chair frame. Back shell is 1" hardwood plywood (7 ply), glued and stapled. Seat shell is 1" hardwood plywood (7 ply). Cushioning of multiple densities of polyurethane foam. Seat and back are field replaceable. Ottoman is field replaceable. Soft touch ottoman release and push/pull handles.

SPECIAL SERVICES

Special Carton Marking

With specially marked information	N/C

Shipping
Ships **assembled, FOB High Point, NC 27263, freight prepaid.** Freight class 250.

Specifications and prices are subject to change without prior notice.



Soltice® II Recliner

Dimensions	
Overall width	32-1/8"
Overall depth	35"
Overall height	47"
Seat width	24"
Seat depth	20"
Seat height from floor	22"
Seat height from footrest	18-1/2"
Arm height at front of arm (highest point)	27-1/2"

Tablet Arm Options

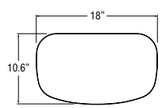

Top-Mounted Articulating Revolving Tablet

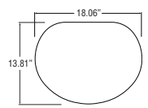

Side-Mounted Articulating Fold-Down Tablet

Field Replaceable Seat, Back, Ottoman and Armcaps
Replacement seats include new foam and upholstery and are Velcro Fastened to the seat. Backs are attached to the frame mechanism with a metal-to-metal hinge connection that allows for easy replacement. Removing two screws at the bottom of the back will allow lifting the entire back off the mechanism. Replacement backs come with complete wood frame, foam and upholstery. Footrest Ottoman replacements are fully upholstered and bolt on to the frame. Armcaps are attached to the arms using compression dowels for easy replacement. For full arm replacement. contact a factory representative.

Chair Testing and Loading
The Soltice II Recliners have passed all standard ANSI BIFMA tests for seating products, and in addition, the chairs also passed KI's bariatric test battery (see document KI-98829) which allows the chairs to safely accommodate weights of up to 750 pounds.

Soltice® II Healthcare
General Information

Wood Arm Caps
Wood arm caps are constructed of 12/4 select hardwood kiln dried to a moisture content of 5% to 7%, fastened to hardwood plywood panels. Joinery utilizes three (3) $^1/_2$" x 1" spring steel dowels, screwed into position on the arm cap. Plywood arm panels are $^1/_2$" thick plywood skins, inside and out. glued and stapled using mortise, butt, and lap joints throughout. Craftboard (.09 thick) is stapled over edges and bottom beneath $^1/_4$" thick soft polyurethane foam padding.

Mechanism and Chair Frame
Rectangular steel tube frame ranging from 14 to 10 guage, is welded, or riveted, at all member connections and fully powder coated to seal frame. Steel frame arm and footrest mounting plates are 14 guage thickness. Frame is bolted to wood arms at 12 locations using $^1/_4$"-20 machine bolts. Back frame is constructed of 1" laminated plywood with solid wood cross rails. Dowel and lap joints are utilized. Seat frame is 5/4 solid maple wood. Mechanism is all steel ranging in guage from 14-11 guage.

Recliner Back and Seat
Back is 1" hardwood plywood (7 ply) utilixing dowel and lap joints. Six (6) 3" woven web straps are stretched and interwoven across the seat and stapled. Sea Board mounts to steel seat frame using two (2) $^1/_4$"-20 machne bolts. Propex woven polypropylene fabric covers the back surface openings. A layer of $^1/_4$" thick soft polyurethane foam padding covers all non-cushioned surfaces.

Polyurethane Foam Cushions
Seat cushion is composed of 2.5 lb. 35 density high resilient polyurethane foam measuring 4" in thickness. A 1" thick slab of 1.5 lb. 14 density foam is laminated to the top and front edge. Back cushion is composed of 2.5 lb. 35 density high resilient polyurethane foam measuring 2" in thickness. A 1" thick slab of 1.5 lb. 14 density foam is laminated to the foam surface.

Upholstery Covers
Traditional upholstery methods are used throughout.

Central Locking Caster System
5" sealed, locking casters are activated using a foot lever, and are controlled by a series of steel and cast aluminum linkages inside the chair.

Optional Heat & Massage
Heat & Massage units are installed into the backrest and the seat of the unit. Control functions are performed at a built-in control unit in the right-facing arm. Three temperature levels are available for the heat option: low (37C/99F), medium (38C/101F), and high (39C/102F), with an automatic shut-off after four hours of operation. The vibrating massage modules are built into the backrest of the unit, with the controller managing four modes of operation: low location low vibration, low location high vibration, high location low vibration, and high location high vibration, also with an automatic shut-off after 15 minutes of operation. The entire assembly meets TUVRheinland and IEC 60601-1 ratings. The powercoard is a 14 AWG, 15-Amp NEMA rated three conducted SJT, with a three-prong grounded plug. A 72" length of exposed power cord extends from the back of the unit and is strain releaf mounted to the rear of the unit. Use of this product is not intended to offer any medical benefits, but rather supports relaxation, comfort, and convenience to the user.

Optional USB Charger (requires Heat & Massage selection)
The USB power module houses one 5V DC USB (type 2.0 and type 3.0 compatible) charging plug-in receptacle with 1-AMP DC total power (no data). The module is installed in the front of the right-side facing arm.

SPECIFICATIONS

Complimentary Furniture
The following lounge collections offer complimentary furniture that creates continuity and a cohesive look throughout a facility. These complimentary pieces can be found in other sections of the price list.

SOLTICE HEALTHCARE SEATING - Soltice Multiple Seating, Soltice Guest Seating, Soltice Lounge Seating, LaResta Day Bed (FDS/SL)

UPHOLSTERY INFORMATION

C.O.M. Fabric
For C.O.M. fabric sent to KI-High Point on multiple rolls, add an additional yard of fabric per roll to the yardage requirement. Multiple rolls have shorter pieces of fabric on them and do not allow nesting and stacking of the fabric to achieve the best yield as is done with one large roll. This results in yardage shortages and requests for additional fabric from the client, which can hold up the order. For each roll that is sent, one yard needs to be added and needs to be added to one of the rolls, not separately.

Fabric Disclaimer
Fabric will be applied as swatched by the fabric manufacturer. Fabric that is required to be applied differently than is swatched will need a Special Cost Request written specifying the direction the fabric is to be applied. The posted standard lead time will apply to the Special Cost Request.

FINISH INFORMATION

Color Match
KI offers the additional option of color matching paint, polypropylene, or wood stain through Product Modification Requests. Contact Service for detials.

INFORMATION

Warranty
Refer to KI Terms & Conditions document or visit ki.com

Soltice® II Healthcare
Product Color Options

Wood Finish - Core

Cherry Storm on Beech	BCX
Cinnamon on Beech	BCN
Cocoa on Beech	BCA
Eclypse Black on Beech	BEB
Florence Walnut on Beech	BFC
Kensington Maple on Maple	MMA
Monticello Maple on Beech	BMT
Natural on Beech	BNA
River Cherry on Beech	BRY

Kensington Maple requires an upcharge.

Veneer Wood Finish - Core

Cherry Storm on Beech	BCX2
Cinnamon on Beech	BCN2
Cocoa on Beech	BCA2
Eclypse Black on Beech	BEB2
Kensington Maple on Maple	MMA2
Monticello Maple on Beech	BMT2
Natural on Beech	BNA2
River Cherry on Beech	BRY2

Surface Finish - Laminate

Biltmore Cherry	LBT
Black	LBK
Brighton Walnut	LBW
Canyon Zephyr	LCA
Castle Oak	LCO
Casual Linen	LCU
Cherry Storm	LCX
Classic Linen	LCI
Cloud Zephyr	LCL
Cocobala	LCC
Coffee Bean	LCB
Crisp Linen	LRI
Desert Zephyr	LDZ
Dove Grey	LDG
Fired Steel	LIL
Flax Linen	LXF
Florence Walnut	LFC
Forged Steel	LOL
Frosty White	LFW
Graphite Nebula	LGN
Grey	LGE
High Rise	LHE
Hollyberry	LHY
Irish Linen	LIH
Island	LID
Italian Silver Ash	LIT
Kensington Maple	LKM
Lapis Blue	LLB
Markerboard White	LMK
Misted Zephyr	LMR
Monticello Maple	LMT
Nickel Evolv	LNV
North Sea	LNA
Ocean	LON
Orange Grove	LOE
Pearl Bisque	LPB
Pearl Silver	LPS
Pressed Linen	LPR
River Cherry	LRY
Rugged Linen	LRG
Satin Stainless	LSS
Shadow Zephyr	LSR
Silicon evolv	LSV
Sterling Ash	LAZ
Tailored Linen	LTL
Titanium evolv	LTV
White Nebula	LWL
White Sand	LWN
Windsor Mahogany	LWY

Soltice® II Healthcare
Recliner

Soltice® II Healthcare
Recliner

	Features	MODEL NUMBER Basic Model	Non-Contrast or Fabric Contrast 1	Fabric Contrast 2	Heat/ Massage Option	USB Power	I.V. Pole	Catheter Attach-ment	Magazine Pouch	Arm Cap	Wood Finish	Approx. Packaged Weight	Grade C.O.M.	Grade C	Grade D	Grade E & C.O.L.	Grade F	Grade G	Grade H	Grade I	Grade J	Grade K	Grade L Leather	Grade M Leather
	Non-Contrast	SRII/NC	□□□□		□□	□□	□□□	□□□	□□□	□□□	□□□	155.0#	$ 6339	$ 6650	$ 6745	$ 6848	$ 6914	$ 7052	$ 7186	$ 7360	$ 7700	$ 8038	$ 8378	$ 9058
	Contrast	SRII/FC	□□□□	□□□□	□□	□□	□□□	□□□	□□□	□□□	□□□	155.0#	6455	6769	6859	6965	7031	7169	7304	7474	7812	8156	8495	9174



SORL2

Recliner (Closed Arm)

- Non-contrast C.O.M = 5.5 yd
- 1 = Back and arms (Fabric Contrast 1) C.O.M. = 4.5 yd
- 2 = Seat (Fabric Contrast 2) C.O.M. = 1.5 yd

- Optional magazine rack (Fabric Contrast 1) C.O.M. = .5 yd

Ⓐ Ⓑ Ⓒ Ⓓ Ⓔ Ⓕ Ⓖ Ⓗ Ⓘ Ⓙ

HOW TO ORDER

Indicate the following information on order form:
1. Quantity of each item.
2. Model number, including options. See "How To Build a Model Number".
3. Any special service required.

Note: • The □ indicates that a choice is required.
- The absence of the □ indicates that no choice is required.
- Alpha-numeric characters in place of □ indicate that no other alternatives are available.

HOW TO BUILD A MODEL NUMBER

Ⓐ Select basic model.

Ⓑ Select non-contrast or fabric contrast 1.
Refer to **ki.com/fabrics**

Ⓒ Select fabric contrast 2.
Refer to **ki.com/fabrics**

Ⓓ Select Heat and Massage option.

NHM	- No heat and massage
WHM	- With heat and massage; add $1441

Ⓔ Select USB Power option.

NUSB	- No USB Power
WUSB	- With USB power; add $275

Only available if Heat and Massage option is selected.

Ⓕ Select I.V. pole (facing).

NS	- No pole
LRFIV	- Left facing rear; add $439
RFFIV	- Right facing front; add $439
RRFIV	- Right facing rear; add $439

If optional magazine pouch is specified, only Left-facing-rear (LRFIV) or No pole (NS) can be specified.

Ⓖ Select catheter bag attachment hook (facing).

NCA	- No catheter attachment
LRCA	- Left facing rear; add $73
RFCA	- Right facing front; add $73
RRCA	- Right facing rear; add $73

If optional I.V. pole is specified, catheter attachment can not be specified in the same location.

Ⓗ Select magazine pouch.

NMR	- No magazine pouch
RFP	- Right side pouch (requires add'l fabric; matches arm); add $279

Magazine pouch fabric will match arm fabric selection

Ⓘ Select arm option.

WAC	- Wood armcaps (pair)
PAC	- Black poly (pair); add $223

Ⓙ Select wood finish color.*
Refer to the **Product Color Options** page in this price list.
*For Kensington Maple add upcharge.

KENSINGTON MAPLE UPCHARGE

Kensington Maple requires extended leadtimes.
Model
Soltice II Recliner $14

INFORMATION

Moisture Barrier $203

Kensington Maple Upcharge

Kensington Maple requires extended leadtimes.
Model
Soltice II Recliner $14

C.O.M. Requirements

C.O.M. yardage requirements listed above are based on plain goods 54" wide. If less than 54" wide or fabrics requiring matching (stripes, plaids, prints, large patterns), additional yardage will be needed. Consult C.O.M. matrix on the Ordering C.O.M. and C.O.L. page for addtional yardage needed. For C.O.M. fabric sent to KI-High Point on multiple rolls, add an additional yard of fabric per roll to the yardage requirements.

C.O.L. Requirements

Figure 18 sq. ft. of leather (C.O.L.) for each yard shown (i.e., 4.75 x 18 = 85.5 sq. ft.).

Contrasting Upholstery

When contrasting fabric is chosen, price at highest in-grade.

Minimum Fabric/Leather Quantity

Minimum order for fabric is 1 yard. Minimum order for leather is 1 hide (approximately 50 sq. ft).

Construction

Wood arms and armcaps (field replaceable) constructed of kiln-dried hardwood. Recliner mechanism constructed of flat and tubular steel bolted to wood arms at 16 locations. Ottoman mechanism constructed of 14-gauge steel mounted to chair frame. Back shell is 1" hardwood plywood (7 ply), glued and stapled. Seat shell is 1" hardwood plywood (7 ply). Cushioning of multiple densities of polyurethane foam. Seat and back are field replaceable. Ottoman is field replaceable. Soft touch ottoman release and push/pull handles. 5" sealed casters engaged with a foot-actuated central locking/braking caster system.

SPECIAL SERVICES

Special Carton Marking

With specially marked information N/C

Shipping

Ships **assembled, FOB High Point, NC 27263, freight prepaid.** Freight class 250.

Specifications and prices are subject to change without prior notice.

Soltice® II Healthcare
Recliner

Soltice® II Healthcare
Recliner

	Features	MODEL NUMBER Basic Model	Non-Contrast or Fabric Contrast 1	Fabric Contrast 2	Heat/ Massage Option	USB Power	I.V. Pole	Catheter Attach-ment	Magazine Pouch	Arm Cap	Wood Finish	Laminate Color	Approx. Packaged Weight	Grade C.O.M.	Grade C	Grade D	Grade E & C.O.L.	Grade F	Grade G	Grade H	Grade I	Grade J	Grade K	Grade L Leather	Grade M Leather
SORL2	Right facing	SRII/NC/RFT/LT	□□□□		□□	□□	□□□	□□□	□□□	□□□	□□□	□□□	155.0#	$ 6978	$ 7296	$ 7388	$ 7494	$ 7560	$ 7701	$ 7838	$ 8010	$ 8351	$ 8695	$ 9036	$ 9725
Recliner (w/Laminate Top, Side-Mounted Articulating Fold-Down Tablet) - Non-contrast • Non-contrast C.O.M = 5.5 yd																									
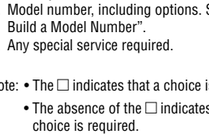 SORL2	Right facing	SRII/FC/RFT/LT	□□□□	□□□□	□□	□□	□□□	□□□	□□□	□□□	□□□	□□□	155.0#	$ 7095	$ 7411	$ 7509	$ 7613	$ 7678	$ 7817	$ 7953	$ 8127	$ 8471	$ 8814	$ 9155	$ 9842
Recliner (w/Laminate Top, Side-Mounted Articulating Fold-Down Tablet) - Contrast • 1 = Back, arms and footrest (Fabric Contrast 1) C.O.M. = 4.5 yd • 2 = Seat (Fabric Contrast 2) C.O.M. = 1.75 yd • Optional magazine rack (Fabric Contrast 1) C.O.M. = .5 yd																									
		Ⓐ	Ⓑ	Ⓒ	Ⓓ	Ⓔ	Ⓕ	Ⓖ	Ⓗ	Ⓘ	Ⓙ	Ⓚ													

HOW TO ORDER

Indicate the following information on order form:
1. Quantity of each item.
2. Model number, including options. See "How To Build a Model Number".
3. Any special service required.

Note: • The □ indicates that a choice is required.
- The absence of the □ indicates that no choice is required.
- Alpha-numeric characters in place of □ indicate that no other alternatives are available.

HOW TO BUILD A MODEL NUMBER

Ⓐ Select basic model.

Ⓑ Select non-contrast or fabric contrast 1.
Refer to **ki.com/fabrics**

Ⓒ Select fabric contrast 2.
Refer to **ki.com/fabrics**

Ⓓ Select Heat and Massage option.

NHM	- No heat and massage
WHM	- With heat and massage; add $1441

Ⓔ Select USB Power option.

NUSB	- No USB Power
WUSB	- With USB power; add $275

Only available if Heat and Massage option is selected.

Ⓕ Select I.V. pole (facing).

NS	- No pole
LRFIV	- Left facing rear; add $439
RFFIV	- Right facing front; add $439
RRFIV	- Right facing rear; add $439

If top articulating table is specified, table, I.V. pole and/or catheter bag attachment must all be specified in unique locations.
If optional magazine pouch is specified, only Left-facing-rear (LRFIV) or No pole (NS) can be specified.

Left facing = right-handed when seated
Right facing = left-handed when seated

Ⓖ Select catheter bag attachment hook (facing).

NCA	- No catheter attachment
LRCA	- Left facing rear; add $73
RFCA	- Right facing front; add $73
RRCA	- Right facing rear; add $73

If top articulating table is specified, table, I.V. pole and/or catheter bag attachment must all be specified in unique locations.

Ⓗ Select magazine pouch.

NMR	- No magazine pouch
RFP	- Right side pouch (requires add'l fabric; matches arm); add $279

Magazine pouch fabric will match arm fabric selection

Ⓘ Select arm option.

WAC	- Wood armcaps (pair)
PAC	- Black poly (pair); add $223

Ⓙ Select wood finish color.*
Refer to the **Product Color Options** page in this price list.
*For Kensington Maple add upcharge.

Ⓚ Select laminate color.
Refer to the **Product Color Options** page in this price list.

INFORMATION

Moisture Barrier $203

Kensington Maple Upcharge
Kensington Maple requires extended leadtimes.
Model
Soltice II Recliner $14

C.O.M. Requirements
C.O.M. yardage requirements listed above are based on plain goods 54" wide. If less than 54" wide or fabrics requiring matching (stripes, plaids, prints, large patterns), additional yardage will be needed. Consult C.O.M. matrix on the Ordering C.O.M. and C.O.L. page for addtional yardage needed. For C.O.M. fabric sent to KI-High Point on multiple rolls, add an additional yard of fabric per roll to the yardage requirements.

C.O.L. Requirements
Figure 18 sq. ft. of leather (C.O.L.) for each yard shown (i.e., 4.75 x 18 = 85.5 sq. ft.).

Contrasting Upholstery
When contrasting fabric is chosen, price at highest in-grade.

Minimum Fabric/Leather Quantity
Minimum order for fabric is 1 yard. Minimum order for leather is 1 hide (approximately 50 sq. ft).

Construction
Wood arms and armcaps (field replaceable) constructed of kiln-dried hardwood. Recliner mechanism constructed of flat and tubular steel bolted to wood arms at 16 locations. Ottoman mechanism constructed of 14-gauge steel mounted to chair frame. Back shell is 1" hardwood plywood (7 ply), glued and stapled. Seat shell is 1" hardwood plywood (7 ply). Cushioning of multiple densities of polyurethane foam. Seat and back are field replaceable. Ottoman is field replaceable. Soft touch ottoman release and push/pull handles. 5" sealed casters engaged with a foot-actuated central locking/braking caster system.

SPECIAL SERVICES

Special Carton Marking

With specially marked information N/C

Shipping
Ships **assembled, FOB High Point, NC 27263, freight prepaid.** Freight class 250.

Specifications and prices are subject to change without prior notice.

Soltice® II Healthcare
Recliner

Soltice® II Healthcare
Recliner

	Features	MODEL NUMBER Basic Model	Non-Contor Fabric Cont 1	Fabric Cont 2	Heat/ Massage Option	USB Power	I.V. Pole	Catheter Attach-ment	Magazine Pouch	Arm Cap	Wood Finish	Laminate Color	Approx. Packaged Weight	Grade C.O.M.	Grade C	Grade D	Grade E & C.O.L.	Grade F	Grade G	Grade H	Grade I	Grade J	Grade K	Grade L Leather	Grade M Leather
	Left facing	SRII/NC/LFRT/LT	□□□□		□□	□□	□□□	□□□	□□□	□□□	□□□	□□□	155.0#	$ 6978	$ 7296	$ 7388	$ 7494	$ 7560	$ 7701	$ 7838	$ 8010	$ 8351	$ 8695	$ 9036	$ 9725
SORL2	Right facing	SRII/NC/RFRT/LT	□□□□		□□	□□	□□□	□□□	□□□	□□□	□□□	□□□	155.0#	6978	7296	7388	7494	7560	7701	7838	8010	8351	8695	9036	9725
Recliner (w/Laminate Top, Top-Mounted Articulating Revolving Tablet) - Non-contrast • Non-contrast C.O.M = 5.5 yd																									
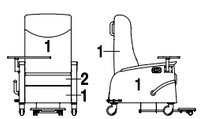	Left facing	SRII/FC/LFRT/LT	□□□□	□□□□	□□	□□	□□□	□□□	□□□	□□□	□□□	□□□	155.0#	$ 7095	$ 7411	$ 7509	$ 7613	$ 7678	$ 7817	$ 7953	$ 8127	$ 8471	$ 8814	$ 9155	$ 9842
	Right facing	SRII/FC/RFRT/LT	□□□□	□□□□	□□	□□	□□□	□□□	□□□	□□□	□□□	□□□	155.0#	7095	7411	7509	7613	7678	7817	7953	8127	8471	8814	9155	9842
SORL2 **Recliner (w/Laminate Top, Top-Mounted Articulating Revolving Tablet) - Contrast** • 1 = Back, arms and footrest (Fabric Contrast 1) C.O.M. = 4.5 yd • 2 = Seat (Fabric Contrast 2) C.O.M. = 1.75 yd • Optional magazine rack (Fabric Contrast 1) C.O.M. = .5 yd																									
		Ⓐ	Ⓑ	Ⓒ	Ⓓ	Ⓔ	Ⓕ	Ⓖ	Ⓗ	Ⓘ	Ⓙ	Ⓚ													

HOW TO ORDER

Indicate the following information on order form:
1. Quantity of each item.
2. Model number, including options. See "How To Build a Model Number".
3. Any special service required.

Note: • The □ indicates that a choice is required.
- The absence of the □ indicates that no choice is required.
- Alpha-numeric characters in place of □ indicate that no other alternatives are available.

HOW TO BUILD A MODEL NUMBER

Ⓐ Select basic model.

Ⓑ Select non-contrast or fabric contrast 1.
Refer to **ki.com/fabrics**

Ⓒ Select fabric contrast 2.
Refer to **ki.com/fabrics**

Ⓓ Select Heat and Massage option.

NHM	- No heat and massage
WHM	- With heat and massage; add $1441

Ⓔ Select USB Power option.

NUSB	- No USB Power
WUSB	- With USB power; add $275

Only available if Heat and Massage option is selected.

Ⓕ Select I.V. pole (facing).

NS	- No pole
LRFIV	- Left facing rear; add $439
RFFIV	- Right facing front; add $439
RRFIV	- Right facing rear; add $439

If top articulating table is specified, table, I.V. pole and/or catheter bag attachment must all be specified in unique locations.
If optional magazine pouch is specified, only Left-facing-rear (LRFIV) or No pole (NS) can be specified.

Left facing = right-handed when seated
Right facing = left-handed when seated

Ⓖ Select catheter bag attachment hook (facing).

NCA	- No catheter attachment
LRCA	- Left facing rear; add $73
RFCA	- Right facing front; add $73
RRCA	- Right facing rear; add $73

If top articulating table is specified, table, I.V. pole and/or catheter bag attachment must all be specified in unique locations.

Ⓗ Select magazine pouch.

NMR	- No magazine pouch
RFP	- Right side pouch (requires add'l fabric; matches arm); add $279

Magazine pouch fabric will match arm fabric selection

Ⓘ Select arm option.

WAC	- Wood armcaps (pair)
PAC	- Black poly (pair); add $223

Ⓙ Select wood finish color.*
Refer to the **Product Color Options** page in this price list.
*For Kensington Maple add upcharge.

Ⓚ Select laminate color.
Refer to the **Product Color Options** page in this price list.

INFORMATION

Moisture Barrier $203

Kensington Maple Upcharge
Kensington Maple requires extended leadtimes.
Model
Soltice II Recliner $14

C.O.M. Requirements
C.O.M. yardage requirements listed above are based on plain goods 54" wide. If less than 54" wide or fabrics requiring matching (stripes, plaids, prints, large patterns), additional yardage will be needed. Consult C.O.M. matrix on the Ordering C.O.M. and C.O.L. page for addtional yardage needed. For C.O.M. fabric sent to KI-High Point on multiple rolls, add an additional yard of fabric per roll to the yardage requirements.

C.O.L. Requirements
Figure 18 sq. ft. of leather (C.O.L.) for each yard shown (i.e., 4.75 x 18 = 85.5 sq. ft.).

Contrasting Upholstery
When contrasting fabric is chosen, price at highest in-grade.

Minimum Fabric/Leather Quantity
Minimum order for fabric is 1 yard. Minimum order for leather is 1 hide (approximately 50 sq. ft).

Construction
Wood arms and armcaps (field replaceable) constructed of kiln-dried hardwood. Recliner mechanism constructed of flat and tubular steel bolted to wood arms at 16 locations. Ottoman mechanism constructed of 14-gauge steel mounted to chair frame. Back shell is 1" hardwood plywood (7 ply), glued and stapled. Seat shell is 1" hardwood plywood (7 ply). Cushioning of multiple densities of polyurethane foam. Seat and back are field replaceable. Ottoman is field replaceable. Soft touch ottoman release and push/pull handles. 5" sealed casters engaged with a foot-actuated central locking/braking caster system.

SPECIAL SERVICES

Special Carton Marking

With specially marked information N/C

Shipping
Ships **assembled, FOB High Point, NC 27263, freight prepaid.** Freight class 250.

Specifications and prices are subject to change without prior notice.

Soltice® II Healthcare
Recliner

Soltice® II Healthcare
Recliner

	Features	MODEL NUMBER Basic Model	Non-Contor Fabric Cont 1	Fabric Cont 2	Heat/ Massage Option	USB Power	I.V. Pole	Catheter Attach-ment	Magazine Pouch	Arm Cap	Wood Finish	Veneer Color	Approx. Packaged Weight	Grade C.O.M.	Grade C	Grade D	Grade E & C.O.L.	Grade F	Grade G	Grade H	Grade I	Grade J	Grade K	Grade L Leather	Grade M Leather
SORL2	Right facing	SRII/NC/RFT/VT	□□□□		□□	□□	□□□	□□□	□□□	□□□	□□□	□□□	155.0#	$ 6978	$ 7296	$ 7388	$ 7494	$ 7560	$ 7701	$ 7838	$ 8010	$ 8351	$ 8695	$ 9036	$ 9725
Recliner (w/Veneer Top, Side-Mounted Articulating Fold-Down Tablet) - Non-contrast • Non-contrast C.O.M = 5.5 yd	Right facing	SRII/FC/RFT/VT	□□□□	□□□□	□□	□□	□□□	□□□	□□□	□□□	□□□	□□□	155.0#	$ 7095	$ 7411	$ 7509	$ 7613	$ 7678	$ 7817	$ 7953	$ 8127	$ 8471	$ 8814	$ 9155	$ 9842

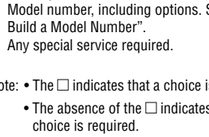

SORL2

Recliner (w/Veneer Top, Side-Mounted Articulating Fold-Down Tablet) - Contrast

- 1 = Back, arms and footrest (Fabric Contrast 1) C.O.M. = 4.5 yd
- 2 = Seat (Fabric Contrast 2) C.O.M. = 1.75 yd
- Optional magazine rack (Fabric Contrast 1) C.O.M. = .5 yd

Ⓐ Ⓑ Ⓒ Ⓓ Ⓔ Ⓕ Ⓖ Ⓗ Ⓘ Ⓙ Ⓚ

HOW TO ORDER

Indicate the following information on order form:
1. Quantity of each item.
2. Model number, including options. See "How To Build a Model Number".
3. Any special service required.

Note: • The □ indicates that a choice is required.
- The absence of the □ indicates that no choice is required.
- Alpha-numeric characters in place of □ indicate that no other alternatives are available.

HOW TO BUILD A MODEL NUMBER

Ⓐ Select basic model.

Ⓑ Select non-contrast or fabric contrast 1.
Refer to **ki.com/fabrics**

Ⓒ Select fabric contrast 2.
Refer to **ki.com/fabrics**

Ⓓ Select Heat and Massage option.

NHM	- No heat and massage
WHM	- With heat and massage; add $1441

Ⓔ Select USB Power option.

NUSB	- No USB Power
WUSB	- With USB power; add $275

Only available if Heat and Massage option is selected.

Ⓕ Select I.V. pole (facing).

NS	- No pole
LRFIV	- Left facing rear; add $439
RFFIV	- Right facing front; add $439
RRFIV	- Right facing rear; add $439

If top articulating table is specified, table, I.V. pole and/or catheter bag attachment must all be specified in unique locations.
If optional magazine pouch is specified, only Left-facing-rear (LRFIV) or No pole (NS) can be specified.

Left facing = right-handed when seated
Right facing = left-handed when seated

Ⓖ Select catheter bag attachment hook (facing).

NCA	- No catheter attachment
LRCA	- Left facing rear; add $73
RFCA	- Right facing front; add $73
RRCA	- Right facing rear; add $73

If top articulating table is specified, table, I.V. pole and/or catheter bag attachment must all be specified in unique locations.

Ⓗ Select magazine pouch.

NMR	- No magazine pouch
RFP	- Right side pouch (requires add'l fabric; matches arm); add $279

Magazine pouch fabric will match arm fabric selection

Ⓘ Select arm option.

WAC	- Wood armcaps (pair)
PAC	- Black poly (pair); add $223

Ⓙ Select wood finish color.*
Refer to the **Product Color Options** page in this price list.
*For Kensington Maple add upcharge.

Ⓚ Select veneer color.
Refer to the **Product Color Options** page in this price list.

INFORMATION

Moisture Barrier $203

Kensington Maple Upcharge
Kensington Maple requires extended leadtimes.
Model
Soltice II Recliner $14

C.O.M. Requirements
C.O.M. yardage requirements listed above are based on plain goods 54" wide. If less than 54" wide or fabrics requiring matching (stripes, plaids, prints, large patterns), additional yardage will be needed. Consult C.O.M. matrix on the Ordering C.O.M. and C.O.L. page for addtional yardage needed. For C.O.M. fabric sent to KI-High Point on multiple rolls, add an additional yard of fabric per roll to the yardage requirements.

C.O.L. Requirements
Figure 18 sq. ft. of leather (C.O.L.) for each yard shown (i.e., 4.75 x 18 = 85.5 sq. ft.).

Contrasting Upholstery
When contrasting fabric is chosen, price at highest in-grade.

Minimum Fabric/Leather Quantity
Minimum order for fabric is 1 yard. Minimum order for leather is 1 hide (approximately 50 sq. ft).

Construction
Wood arms and armcaps (field replaceable) constructed of kiln-dried hardwood. Recliner mechanism constructed of flat and tubular steel bolted to wood arms at 16 locations. Ottoman mechanism constructed of 14-gauge steel mounted to chair frame. Back shell is 1" hardwood plywood (7 ply), glued and stapled. Seat shell is 1" hardwood plywood (7 ply). Cushioning of multiple densities of polyurethane foam. Seat and back are field replaceable. Ottoman is field replaceable. Soft touch ottoman release and push/pull handles. 5" sealed casters engaged with a foot-actuated central locking/braking caster system.

SPECIAL SERVICES

Special Carton Marking

With specially marked information N/C

Shipping
Ships **assembled, FOB High Point, NC 27263, freight prepaid.** Freight class 250.

Specifications and prices are subject to change without prior notice.

Soltice® II Healthcare
Recliner

Soltice® II Healthcare
Recliner

	Features	MODEL NUMBER Basic Model	Non-Cont or Fabric Cont 1	Fabric Cont 2	Heat/ Massage Option	USB Power	I.V. Pole	Catheter Attach-ment	Magazine Pouch	Arm Cap	Wood Finish	Veneer Color	Approx. Packaged Weight	Grade C.O.M.	Grade C	Grade D	Grade E & C.O.L.	Grade F	Grade G	Grade H	Grade I	Grade J	Grade K	Grade L Leather	Grade M Leather
	Left facing	SRII/NC/LFRT/VT	□□□□		□□	□□	□□□	□□□	□□□	□□□	□□□	□□□	155.0#	$ 6978	$ 7296	$ 7388	$ 7494	$ 7560	$ 7701	$ 7838	$ 8010	$ 8351	$ 8695	$ 9036	$ 9725
SORL2	Right facing	SRII/NC/RFRT/VT	□□□□		□□	□□	□□□	□□□	□□□	□□□	□□□	□□□	155.0#	6978	7296	7388	7494	7560	7701	7838	8010	8351	8695	9036	9725
Recliner (w/Veneer Top, Top-Mounted Articulating Revolving Tablet) - Non-contrast																									
• Non-contrast C.O.M = 5.5 yd																									
	Left facing	SRII/FC/LFRT/VT	□□□□	□□□□	□□	□□	□□□	□□□	□□□	□□□	□□□	□□□	155.0#	$ 7095	$ 7411	$ 7509	$ 7613	$ 7678	$ 7817	$ 7953	$ 8127	$ 8471	$ 8814	$ 9155	$ 9842
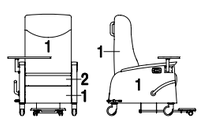	Right facing	SRII/FC/RFRT/VT	□□□□	□□□□	□□	□□	□□□	□□□	□□□	□□□	□□□	□□□	155.0#	7095	7411	7509	7613	7678	7817	7953	8127	8471	8814	9155	9842
SORL2																									
Recliner (w/Veneer Top, Top-Mounted Articulating Revolving Tablet) - Contrast																									
• 1 = Back, arms and footrest (Fabric Contrast 1) C.O.M. = 4.5 yd • 2 = Seat (Fabric Contrast 2) C.O.M. = 1.75 yd • Optional magazine rack (Fabric Contrast 1) C.O.M. = .5 yd																									
		Ⓐ	Ⓑ	Ⓒ	Ⓓ	Ⓔ	Ⓕ	Ⓖ	Ⓗ	Ⓘ	Ⓙ	Ⓚ													

HOW TO ORDER

Indicate the following information on order form:
1. Quantity of each item.
2. Model number, including options. See "How To Build a Model Number".
3. Any special service required.

Note: • The □ indicates that a choice is required.
- The absence of the □ indicates that no choice is required.
- Alpha-numeric characters in place of □ indicate that no other alternatives are available.

HOW TO BUILD A MODEL NUMBER

Ⓐ Select basic model.

Ⓑ Select non-contrast or fabric contrast 1.
Refer to **ki.com/fabrics**

Ⓒ Select fabric contrast 2.
Refer to **ki.com/fabrics**

Ⓓ Select Heat and Massage option.

NHM	- No heat and massage
WHM	- With heat and massage; add $1441

Ⓔ Select USB Power option.

NUSB	- No USB Power
WUSB	- With USB power; add $275

Only available if Heat and Massage option is selected.

Ⓕ Select I.V. pole (facing).

NS	- No pole
LRFIV	- Left facing rear; add $439
RFFIV	- Right facing front; add $439
RRFIV	- Right facing rear; add $439

If top articulating table is specified, table, I.V. pole and/or catheter bag attachment must all be specified in unique locations.
If optional magazine pouch is specified, only Left-facing-rear (LRFIV) or No pole (NS) can be specified.

Left facing = right-handed when seated
Right facing = left-handed when seated

Ⓖ Select catheter bag attachment hook (facing).

NCA	- No catheter attachment
LRCA	- Left facing rear; add $73
RFCA	- Right facing front; add $73
RRCA	- Right facing rear; add $73

If top articulating table is specified, table, I.V. pole and/or catheter bag attachment must all be specified in unique locations.

Ⓗ Select magazine pouch.

NMR	- No magazine pouch
RFP	- Right side pouch (requires add'l fabric; matches arm); add $279

Magazine pouch fabric will match arm fabric selection

Ⓘ Select arm option.

WAC	- Wood armcaps (pair)
PAC	- Black poly (pair); add $223

Ⓙ Select wood finish color.*
Refer to the **Product Color Options** page in this price list.
*For Kensington Maple add upcharge.

Ⓚ Select veneer color.
Refer to the **Product Color Options** page in this price list.

INFORMATION

Moisture Barrier $203

Kensington Maple Upcharge
Kensington Maple requires extended leadtimes.
Model
Soltice II Recliner $14

C.O.M. Requirements
C.O.M. yardage requirements listed above are based on plain goods 54" wide. If less than 54" wide or fabrics requiring matching (stripes, plaids, prints, large patterns), additional yardage will be needed. Consult C.O.M. matrix on the Ordering C.O.M. and C.O.L. page for addtional yardage needed. For C.O.M. fabric sent to KI-High Point on multiple rolls, add an additional yard of fabric per roll to the yardage requirements.

C.O.L. Requirements
Figure 18 sq. ft. of leather (C.O.L.) for each yard shown (i.e., 4.75 x 18 = 85.5 sq. ft.).

Contrasting Upholstery
When contrasting fabric is chosen, price at highest in-grade.

Minimum Fabric/Leather Quantity
Minimum order for fabric is 1 yard. Minimum order for leather is 1 hide (approximately 50 sq. ft).

Construction
Wood arms and armcaps (field replaceable) constructed of kiln-dried hardwood. Recliner mechanism constructed of flat and tubular steel bolted to wood arms at 16 locations. Ottoman mechanism constructed of 14-gauge steel mounted to chair frame. Back shell is 1" hardwood plywood (7 ply), glued and stapled. Seat shell is 1" hardwood plywood (7 ply). Cushioning of multiple densities of polyurethane foam. Seat and back are field replaceable. Ottoman is field replaceable. Soft touch ottoman release and push/pull handles. 5" sealed casters engaged with a foot-actuated central locking/braking caster system.

SPECIAL SERVICES

Special Carton Marking

With specially marked information	N/C

Shipping
Ships **assembled, FOB High Point, NC 27263, freight prepaid.** Freight class 250.

Specifications and prices are subject to change without prior notice.

Soltice® 1.5 and Soltice® II Healthcare
Recliner Replacement Parts

Soltice® 1.5 and Soltice® II Healthcare
Recliner Replacement Parts

	MODEL	MODEL NUMBER Basic Model	Non-Contrast or Fabric Contrast 1	Arm Cap	Wood Finish	Moisture Barrier	Approx. Packaged Weight	Delivered Pricing	Grade C.O.M.	Grade C	Grade D	Grade E & C.O.L.	Grade F	Grade G	Grade H	Grade I	Grade J	Grade K	Grade L Leather	Grade M Leather	Moisture Barrier add to list price
SORP2	**Replacement Back** • C.O.M = 2 yd	SRR2BK	□□□□			□□□	40.0#	N/A	$ 1311	$ 1430	$ 1459	$ 1496	$ 1523	$ 1573	$ 1621	$ 1686	$ 1810	$ 1932	$ 2059	$ 2311	$ 135
SORP2	**Replacement Seat** • C.O.M = 2 yd	SRR2ST	□□□□			□□□	5.0#	N/A	$ 475	$ 537	$ 549	$ 571	$ 583	$ 608	$ 634	$ 666	$ 726	$ 788	$ 853	$ 975	$ 52
SORP2	**Replacement Armcaps** • Set of 2	SRR2AC		□□□	□□□		10.0#	$ 813													N/A
SORP2	**Replacement Ottoman** • C.O.M = .5 yd	SRR2FT	□□□□			□□□	5.0#	N/A	$ 485	$ 515	$ 523	$ 534	$ 538	$ 549	$ 564	$ 579	$ 610	$ 643	$ 673	$ 734	$ 52
		Ⓐ	Ⓑ	Ⓒ	Ⓓ	Ⓔ															

HOW TO ORDER

Indicate the following information on order form:
1. Quantity of each item.
2. Model number, including options. See "How To Build a Model Number".
3. Any special service required.

Note: • The □ indicates that a choice is required.
- The absence of the □ indicates that no choice is required.
- Alpha-numeric characters in place of □ indicate that no other alternatives are available.

HOW TO BUILD A MODEL NUMBER

Ⓐ Select basic model.

Ⓑ Select non-contrast or fabric contrast 1.
Refer to **ki.com/fabrics**

Ⓒ Select arm option.

WAC	- Wood armcaps (pair)
PAC	- Black poly (pair); add $223

Ⓓ Select wood finish color.
Refer to the **Product Color Options** page in this price list.

Ⓔ Select moisture barrier.

NMB	- No moisture barrier
MB	- Moisture barrier

See pricing column for moisture barrier upcharge.

KENSINGTON MAPLE UPCHARGE

Kensington Maple requires extended leadtimes.

Model	
Soltice II Recliner	$14

INFORMATION

C.O.M. Requirements
C.O.M. yardage requirements listed above are based on plain goods 54" wide. If less than 54" wide or fabrics requiring matching (stripes, plaids, prints, large patterns), additional yardage will be needed. Consult C.O.M. matrix on the Ordering C.O.M. and C.O.L. page for addtional yardage needed. For C.O.M. fabric sent to KI-High Point on multiple rolls, add an additional yard of fabric per roll to the yardage requirements.

C.O.L. Requirements
Figure 18 sq. ft. of leather (C.O.L.) for each yard shown (i.e., 4.75 x 18 = 85.5 sq. ft.).

Contrasting Upholstery
When contrasting fabric is chosen, price at highest in-grade.

SPECIAL SERVICES

Special Carton Marking

With specially marked information	N/C

Shipping
Ships **assembled, FOB High Point, NC 27263, freight prepaid.** Freight class 150.

Specifications and prices are subject to change without prior notice.

Soltice® Lounge
General Information

Soltice® Lounge
General Information



Medium Lounge
(Open Arm, Closed Arm or Armless)



Medium Loveseat
(Open Arm, Closed Arm or Armless)



Medium Sofa
(Open Arm, Closed Arm or Armless)

General Dimensions			
Seat width	22"	44"	66"
Seat depth	19-1/2"	19-1/2"	19-1/2"
Seat height	19"	19"	19"
Arm width	2" (1-3/4" Open Arm)	2" (1-3/4" Open Arm)	2" (1-3/4" Open Arm)
Arm height	27" (w/Arm Only)	27" (w/Arm Only)	27" (w/Arm Only)
Overall Dimensions			
Width	26" (25-3/4" Armless)	48" (47-3/4" Armless)	70-1/2" (70" Armless)
Depth	30"	30"	30"
Height	33"	33"	33"



Large Lounge
(Closed Arm or Armless)



Large Loveseat
(Closed Arm or Armless)



Large Sofa
(Closed Arm or Armless)

General Dimensions			
Seat width	23-3/4"	47-1/2"	71-1/2"
Seat depth	22"	22"	22"
Seat height	19"	19"	19"
Arm width	4"	4"	4"
Arm height	25-3/4" (w/Arm Only)	25-3/4" (w/Arm Only)	25-3/4" (w/Arm Only)
Overall Dimensions			
Width	31-3/4"	55-1/2"	79-1/2"
Depth	32-3/4"	32-3/4"	32-3/4"
Height	31-3/4"	31-3/4"	31-3/4"

SPECIFICATIONS

Complimentary Furniture

The following lounge collections offer complimentary furniture that creates continuity and a cohesive look throughout a facility. These complimentary pieces can be found in other sections of the KI price list.

SOLTICE - Soltice® Healthcare Seating, Soltice® Multiple Seating, Soltice® Guest Chairs, LaResta® Day Bed

UPHOLSTERY INFORMATION

C.O.M. Fabric

For C.O.M. fabric sent to KI-High Point on multiple rolls, add an additional yard of fabric per roll to the yardage requirements. Multiple rolls have shorter pieces of fabric on them and do not allow nesting and stacking of the fabric to achieve the best yield as is done with one large roll. This results in yardage shortages and requests for additional fabric from the client, which can hold up the order. For each roll that is sent, one yard needs to be added and needs to be added to one of the rolls, not separately.

Fabric Disclaimer

Fabric will be applied as swatched by the fabric manufacturer. Fabric that is required to be applied differently than is swatched will need a Product Modification Request written specifying the direction the fabric is to be applied.

FINISH INFORMATION

Color Match

KI offers the additional option of color matching paint, polypropylene, or wood stain through Product Modification Requests. Contact Customer Service for details.

INFORMATION

Warranty

Refer to KI Terms & Conditions document or visit ki.com

Soltice® Lounge
Product Color Options

Wood Finish - Core

Cherry Storm on Beech	BCX
Cinnamon on Beech	BCN
Cocoa on Beech	BCA
Eclypse Black on Beech	BEB
Florence Walnut on Beech	BFC
Kensington Maple on Maple	MMA
Monticello Maple on Beech	BMT
Natural on Beech	BNA
River Cherry on Beech	BRY

Kensington Maple requires an upcharge. For tablet arms, black PVC edge is used for all laminates.

Soltice® Lounge
Lounge Seating

Soltice® Lounge
Lounge Seating

	MODEL	Features	MODEL NUMBER Basic Model (A)	Non-Contrast or Fabric Contrast 1 (B)	Fabric Contrast 2 (C)	Wood Finish (D)	Arm Cap (E)	Fire Code (F)	Moisture Barrier (G)	Approx. Packaged Weight	Grade C.O.M.	Grade C	Grade D	Grade E & C.O.L.	Grade F	Grade G	Grade H	Grade I	Grade J	Grade K	Grade L Leather	Grade M Leather	TB133 add to list price	Moisture Barrier add to list price
	**Medium Lounge Chair (Open Arms)** • Non-contrast C.O.M = 3 yd • 1 = Back (Fabric Contrast 1) C.O.M. = 1.75 yd • 2 = Seat (Fabric Contrast 2) C.O.M. = 1.75 yd	Non-contrast	SO823/NC	□□□□		□□□	□□□	□□□	□□□	58.0#	$ 2378	$ 2403	$ 2446	$ 2499	$ 2530	$ 2599	$ 2666	$ 2751	$ 2923	$ 3093	$ 3264	$ 3607	$ 455	$ 164
		Contrast	SO823/FC	□□□□	□□□□	□□□	□□□	□□□	□□□	58.0#	2458	2486	2526	2578	2613	2680	2746	2836	3004	3176	3344	3687	455	164
SOLS																								
	**Medium Loveseat (Open Arms)** • Non-contrast C.O.M = 5 yd • 1 = Back (Fabric Contrast 1) C.O.M. = 3 yd • 2 = Seat (Fabric Contrast 2) C.O.M. = 2.5 yd	Non-contrast	SO833/NC	□□□□		□□□	□□□	□□□	□□□	82.0#	$ 3158	$ 3201	$ 3282	$ 3371	$ 3435	$ 3559	$ 3677	$ 3828	$ 4134	$ 4446	$ 4753	$ 5366	$ 635	$ 319
		Contrast	SO833/FC	□□□□	□□□□	□□□	□□□	□□□	□□□	82.0#	3280	3324	3401	3493	3557	3678	3802	3955	4258	4568	4872	5485	635	319
SOLS																								
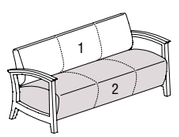	**Medium Sofa (Open Arms)** • Non-contrast C.O.M = 7 yd • 1 = Back (Fabric Contrast 1) C.O.M. = 4.5 yd • 2 = Seat (Fabric Contrast 2) C.O.M. = 3.5 yd	Non-contrast	SO843/NC	□□□□		□□□	□□□	□□□	□□□	102.0#	$ 4013	$ 4076	$ 4183	$ 4308	$ 4400	$ 4568	$ 4737	$ 4951	$ 5379	$ 5800	$ 6230	$ 7083	$ 797	$ 483
		Contrast	SO843/FC	□□□□	□□□□	□□□	□□□	□□□	□□□	102.0#	4167	4229	4338	4465	4546	4721	4887	5104	5531	5955	6381	7233	797	483
SOLS																								

HOW TO ORDER

Indicate the following information on order form:
1. Quantity of each item.
2. Model number, including options. See "How To Build a Model Number".
3. Any special service required.

Note: • The □ indicates that a choice is required.
- The absence of the □ indicates that no choice is required.
- Alpha-numeric characters in place of □ indicate that no other alternatives are available.

HOW TO BUILD A MODEL NUMBER

A Select basic model.

B Select non-contrast or fabric contrast 1.
Refer to **ki.com/fabrics**

C Select fabric contrast 2.
Refer to **ki.com/fabrics**

D Select wood finish color.
Refer to the **Product Color Options** page in this price list.
For Kensington Maple add upcharge.

E Select arm option.

WAC	- Wood armcaps
PAC	- Black poly (pair); add $238

F Select fire code.

NFR	- Compliance to TB 117-2013
FR	- Compliance to TB 133

See pricing column for TB133 upcharge.

G Select moisture barrier.

NMB	- No moisture barrier
MB	- Moisture barrier

See pricing column for moisture barrier upcharge.

KENSINGTON MAPLE UPCHARGE

Kensington Maple requires extended leadtimes.

Model	
SO823/NC	$121
SO833/NC	$121
SO843/NC	$121
SO823/FC	$121
SO833/FC	$121
SO843/FC	$121

INFORMATION

C.O.M. Requirements
C.O.M. yardage requirements listed above are based on plain goods 54" wide. If less than 54" wide or fabrics requiring matching (stripes, plaids, prints, large patterns), additional yardage will be needed. Consult C.O.M. matrix on the Ordering C.O.M. and C.O.L. page for additional yardage needed. For C.O.M. fabric sent to KI-High Point on multiple rolls, add an additional yard of fabric per roll to the yardage requirements.

C.O.L. Requirements
Figure 18 sq. ft. of leather (C.O.L.) for each yard shown (i.e., 4.75 x 18 = 85.5 sq. ft.).

Contrasting Upholstery
When contrasting fabric is chosen, price at highest in-grade.

Minimum Fabric/Leather Quantity
Minimum order for fabric is 1 yard. Minimum order for leather is 1 hide (approximately 50 sq. ft).

California TB133 Fire Safety Code
For California Technical Bulletin 133 compliant models, a Product Modification Request is required. Contact Customer Service for details.

SPECIAL SERVICES

Special Carton Marking

With specially marked information	N/C

Shipping
Ships **assembled, FOB High Point, NC 27263, freight prepaid.** Freight class 175

Specifications and prices are subject to change without prior notice.

Soltice® Lounge
Lounge Seating

Soltice® Lounge
Lounge Seating

	MODEL	Features	MODEL NUMBER: Basic Model (A)	Non-Contrast or Fabric Contrast 1 (B)	Fabric Contrast 2 (C)	Wood Finish (D)	Arm Cap (E)	Fire Code (F)	Moisture Barrier (G)	Approx. Packaged Weight	Grade C.O.M.	Grade C	Grade D	Grade E & C.O.L.	Grade F	Grade G	Grade H	Grade I	Grade J	Grade K	Grade L Leather	Grade M Leather	TB133 add to list price	Moisture Barrier add to list price
	**Medium Lounge Chair (Closed Arm)** • Non-contrast C.O.M = 5 yd • 1 = Back and arms (Fabric Contrast 1) C.O.M. = 4.25 yd • 2 = Seat (Fabric Contrast 2) C.O.M. = 1.75 yd	Non-contrast	SP823/NC	□□□□		□□□	□□□	□□□	□□□	70.0#	$ 2559	$ 2605	$ 2681	$ 2777	$ 2836	$ 2957	$ 3080	$ 3234	$ 3539	$ 3852	$ 4158	$ 4771	$ 570	$ 207
		Contrast	SP823/FC	□□□□	□□□□	□□□	□□□	□□□	□□□	70.0#	2639	2685	2761	2858	2916	3042	3162	3317	3621	3930	4236	4851	570	207
SOLS																								
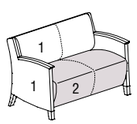	**Medium Loveseat (Closed Arm)** • Non-contrast C.O.M = 7 yd • 1 = Back and arms (Fabric Contrast 1) C.O.M. = 5.25 yd • 2 = Seat (Fabric Contrast 2) C.O.M. = 2.5 yd	Non-contrast	SP833/NC	□□□□		□□□	□□□	□□□	□□□	92.0#	$ 3446	$ 3515	$ 3620	$ 3743	$ 3827	$ 4001	$ 4170	$ 4382	$ 4811	$ 5235	$ 5664	$ 6516	$ 791	$ 398
		Contrast	SP833/FC	□□□□	□□□□	□□□	□□□	□□□	□□□	92.0#	3568	3633	3739	3866	3950	4125	4294	4505	4932	5358	5786	6637	791	398
SOLS																								
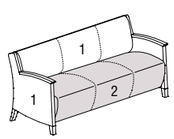	**Medium Sofa (Closed Arm)** • Non-contrast C.O.M = 9 yd • 1 = Back and arms (Fabric Contrast 1) C.O.M. = 7 yd • 2 = Seat (Fabric Contrast 2) C.O.M. = 3.5 yd	Non-contrast	SP843/NC	□□□□		□□□	□□□	□□□	□□□	115.0#	$ 4338	$ 4416	$ 4552	$ 4718	$ 4827	$ 5046	$ 5265	$ 5538	$ 6081	$ 6625	$ 7172	$ 8265	$ 994	$ 605
		Contrast	SP843/FC	□□□□	□□□□	□□□	□□□	□□□	□□□	115.0#	4487	4570	4710	4870	4982	5197	5417	5692	6236	6778	7328	8418	994	605
SOLS																								
			Ⓐ	Ⓑ	Ⓒ	Ⓓ	Ⓔ	Ⓕ	Ⓖ															

HOW TO ORDER

Indicate the following information on order form:
1. Quantity of each item.
2. Model number, including options. See “How To Build a Model Number”.
3. Any special service required.

Note: • The □ indicates that a choice is required.
- The absence of the □ indicates that no choice is required.
- Alpha-numeric characters in place of □ indicate that no other alternatives are available.

HOW TO BUILD A MODEL NUMBER

Ⓐ Select basic model.

Ⓑ Select non-contrast or fabric contrast 1.
Refer to **ki.com/fabrics**

Ⓒ Select fabric contrast 2.
Refer to **ki.com/fabrics**

Ⓓ Select wood finish color.
Refer to the **Product Color Options** page in this price list.
For Kensington Maple add upcharge.

Ⓔ Select arm option.

WAC	- Wood armcaps
PAC	- Black poly (pair); add $238

Ⓕ Select fire code.

NFR	- Compliance to TB 117-2013
FR	- Compliance to TB 133

See pricing column for TB133 upcharge.

Ⓖ Select moisture barrier.

NMB	- No moisture barrier
MB	- Moisture barrier

See pricing column for moisture barrier upcharge.

KENSINGTON MAPLE UPCHARGE

Kensington Maple requires extended leadtimes.

Model	
SP823/NC	$52
SP833/NC	$52
SP843/NC	$52
SP823/FC	$52
SP833/FC	$52
SP843/FC	$52

INFORMATION

C.O.M. Requirements
C.O.M. yardage requirements listed above are based on plain goods 54” wide. If less than 54” wide or fabrics requiring matching (stripes, plaids, prints, large patterns), additional yardage will be needed. Consult C.O.M. matrix on the Ordering C.O.M. and C.O.L. page for additional yardage needed. For C.O.M. fabric sent to KI-High Point on multiple rolls, add an additional yard of fabric per roll to the yardage requirements.

C.O.L. Requirements
Figure 18 sq. ft. of leather (C.O.L.) for each yard shown (i.e., 4.75 x 18 = 85.5 sq. ft.).

Contrasting Upholstery
When contrasting fabric is chosen, price at highest in-grade.

Minimum Fabric/Leather Quantity
Minimum order for fabric is 1 yard. Minimum order for leather is 1 hide (approximately 50 sq. ft).

California TB133 Fire Safety Code
For California Technical Bulletin 133 compliant models, a Product Modification Request is required. Contact Customer Service for details.

SPECIAL SERVICES

Special Carton Marking

With specially marked information	N/C

Shipping
Ships **assembled, FOB High Point, NC 27263, freight prepaid.** Freight class 175

Specifications and prices are subject to change without prior notice.

Soltice® Lounge
Lounge Seating

Soltice® Lounge
Lounge Seating

	MODEL	Features	MODEL NUMBER Basic Model (A)	Non-Contrast or Fabric Contrast 1 (B)	Fabric Contrast 2 (C)	Wood Finish (D)	Fire Code (E)	Moisture Barrier (F)	Approx. Packaged Weight	Grade C.O.M.	Grade C	Grade D	Grade E & C.O.L.	Grade F	Grade G	Grade H	Grade I	Grade J	Grade K	Grade L Leather	Grade M Leather	TB133 add to list price	Moisture Barrier add to list price
 SOLS	**Medium Lounge Chair (Armless)** • Non-contrast C.O.M = 5 yd • 1 = Back and side panels (Fabric Contrast 1) C.O.M. = 4.25 yd • 2 = Seat (Fabric Contrast 2) C.O.M. = 1.75 yd	Non-contrast	SA823/NC	□□□□		□□□	□□□	□□□	63.0#	$ 2522	$ 2564	$ 2633	$ 2715	$ 2763	$ 2877	$ 2985	$ 3122	$ 3394	$ 3669	$ 3939	$ 4485	$ 570	$ 207
		Contrast	SA823/FC	□□□□	□□□□	□□□	□□□	□□□	63.0#	2604	2641	2714	2796	2845	2957	3064	3201	3476	3746	4022	4568	570	207
 SOLS	**Medium Loveseat (Armless)** • Non-contrast C.O.M = 7 yd • 1 = Back and side panels (Fabric Contrast 1) C.O.M. = 5.25 yd • 2 = Seat (Fabric Contrast 2) C.O.M. = 2.5 yd	Non-contrast	SA833/NC	□□□□		□□□	□□□	□□□	85.0#	$ 3194	$ 3257	$ 3361	$ 3482	$ 3568	$ 3728	$ 3890	$ 4098	$ 4504	$ 4912	$ 5319	$ 6141	$ 791	$ 398
		Contrast	SA833/FC	□□□□	□□□□	□□□	□□□	□□□	85.0#	3319	3377	3480	3606	3690	3853	4013	4220	4624	5033	5444	6263	791	398
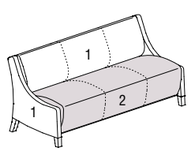 SOLS	**Medium Sofa (Armless)** • Non-contrast C.O.M = 9 yd • 1 = Back and side panels (Fabric Contrast 1) C.O.M. = 7 yd • 2 = Seat (Fabric Contrast 2) C.O.M. = 3.5 yd	Non-contrast	SA843/NC	□□□□		□□□	□□□	□□□	107.0#	$ 4076	$ 4164	$ 4302	$ 4471	$ 4583	$ 4809	$ 5030	$ 5314	$ 5876	$ 6442	$ 7002	$ 8127	$ 994	$ 605
		Contrast	SA843/FC	□□□□	□□□□	□□□	□□□	□□□	107.0#	4229	4310	4456	4623	4737	4960	5186	5467	6029	6594	7155	8280	994	605

HOW TO ORDER

Indicate the following information on order form:
1. Quantity of each item.
2. Model number, including options. See "How To Build a Model Number".
3. Any special service required.

Note: • The □ indicates that a choice is required.
- The absence of the □ indicates that no choice is required.
- Alpha-numeric characters in place of □ indicate that no other alternatives are available.

HOW TO BUILD A MODEL NUMBER

A Select basic model.

B Select non-contrast or fabric contrast 1.
Refer to **ki.com/fabrics**

C Select fabric contrast 2.
Refer to **ki.com/fabrics**

D Select wood finish color.
Refer to the **Product Color Options** page in this price list.
For Kensington Maple add upcharge.

E Select fire code.

NFR	- Compliance to TB 117-2013
FR	- Compliance to TB 133

See pricing column for TB133 upcharge.

F Select moisture barrier.

NMB	- No moisture barrier
MB	- Moisture barrier

See pricing column for moisture barrier upcharge.

KENSINGTON MAPLE UPCHARGE

Kensington Maple requires extended leadtimes.

Model	
SA823/NC	$24
SA833/NC	$24
SA843/NC	$24
SA823/FC	$24
SA833/FC	$24
SA843/FC	$24

INFORMATION

C.O.M. Requirements
C.O.M. yardage requirements listed above are based on plain goods 54" wide. If less than 54" wide or fabrics requiring matching (stripes, plaids, prints, large patterns), additional yardage will be needed. Consult C.O.M. matrix on the Ordering C.O.M. and C.O.L. page for additional yardage needed. For C.O.M. fabric sent to KI-High Point on multiple rolls, add an additional yard of fabric per roll to the yardage requirements.

C.O.L. Requirements
Figure 18 sq. ft. of leather (C.O.L.) for each yard shown (i.e., 4.75 x 18 = 85.5 sq. ft.).

Contrasting Upholstery
When contrasting fabric is chosen, price at highest in-grade.

Minimum Fabric/Leather Quantity
Minimum order for fabric is 1 yard. Minimum order for leather is 1 hide (approximately 50 sq. ft).

California TB133 Fire Safety Code
For California Technical Bulletin 133 compliant models, a Product Modification Request is required. Contact Customer Service for details.

SPECIAL SERVICES

Special Carton Marking

With specially marked information	N/C

Shipping
Ships **assembled, FOB High Point, NC 27263, freight prepaid.** Freight class 175

Specifications and prices are subject to change without prior notice.

Soltice® Lounge
Lounge Seating

Soltice® Lounge
Lounge Seating

	MODEL	MODEL NUMBER: Basic Model	Non-Contrast or Fabric Contrast 1	Wood Finish	Arm Cap	Fire Code	Moisture Barrier	Approx. Packaged Weight	Delivered Pricing	Grade C.O.M.	Grade C	Grade D	Grade E & C.O.L.	Grade F	Grade G	Grade H	Grade I	Grade J	Grade K	Grade L Leather	Grade M Leather	TB133 add to list price	Moisture Barrier add to list price
SORP	**Medium Lounge Chair - Replacement Back** • Non-contrast C.O.M = 1.75 yd	823-BK	□□□□			□□□	□□□	20.0#	N/A	$ 915	$ 935	$ 966	$ 999	$ 1021	$ 1072	$ 1121	$ 1179	$ 1297	$ 1418	$ 1537	$ 1777	$ 185	$ 173
SORP	**Medium Lounge Chair - Replacement Seat** • Non-contrast C.O.M = 1.75 yd	823-ST	□□□□			□□□	□□□	25.0#	N/A	$ 1105	$ 1119	$ 1143	$ 1174	$ 1192	$ 1237	$ 1275	$ 1327	$ 1431	$ 1533	$ 1635	$ 1838	$ 185	$ 163
SORP	**Medium Lounge Chair - Replacement Arm (Open Arm)** • Includes armcap	823-OA/LF		□□□	□□□			13.0#	$ 646													N/A	N/A
		823-OA/RF		□□□	□□□			13.0#	646													N/A	N/A
SORP	**Medium Lounge Chair - Replacement Arm (Closed Arm)** • Non-contrast C.O.M = 2.5 yd • Includes armcap	823-CA/LF	□□□□	□□□	□□□	□□□	□□□	25.0#	N/A	$ 984	$ 1008	$ 1051	$ 1105	$ 1138	$ 1205	$ 1271	$ 1358	$ 1531	$ 1699	$ 1870	$ 2213	$ 308	$ 150
		823-CA/RF	□□□□	□□□	□□□	□□□	□□□	25.0#	N/A	984	1008	1051	1105	1138	1205	1271	1358	1531	1699	1870	2213	308	150
SORP	**Medium Lounge Chair - Replacement Arm (Armless)** • Non-contrast C.O.M = 3 yd	823-AL/LF	□□□□	□□□		□□□	□□□	18.0#	N/A	$ 991	$ 1017	$ 1069	$ 1131	$ 1173	$ 1252	$ 1336	$ 1435	$ 1644	$ 1847	$ 2052	$ 2461	$ 368	$ 177
		823-AL/RF	□□□□	□□□		□□□	□□□	18.0#	N/A	991	1017	1069	1131	1173	1252	1336	1435	1644	1847	2052	2461	368	177
SORP	**Medium Lounge Chair - Replacement Armcaps, Wood** • Set of 2	823-AC		□□□				5.0#	$ 448													N/A	N/A
			Ⓑ	Ⓒ	Ⓓ	Ⓔ	Ⓕ																

HOW TO ORDER

Indicate the following information on order form:
1. Quantity of each item.
2. Model number, including options. See “How To Build a Model Number”.
3. Any special service required.

Note: • The □ indicates that a choice is required.
- The absence of the □ indicates that no choice is required.
- Alpha-numeric characters in place of □ indicate that no other alternatives are available.

HOW TO BUILD A MODEL NUMBER

Ⓐ Select basic model.

Ⓑ Select non-contrast or fabric contrast 1.
Refer to **ki.com/fabrics**

Ⓒ Select wood finish color.
Refer to the **Product Color Options** page in this price list.
For Kensington Maple add upcharge.

Ⓓ Select arm option.

WAC	- Wood armcaps
PAC	- Black poly (pair); add $238

Ⓔ Select fire code.

NFR	- Compliance to TB 117-2013
FR	- Compliance to TB 133

See pricing column for TB133 upcharge.

Ⓕ Select moisture barrier.

NMB	- No moisture barrier
MB	- Moisture barrier

See pricing column for moisture barrier upcharge.

KENSINGTON MAPLE UPCHARGE

Kensington Maple requires extended leadtimes.

Model	
823	$24
833	$24
843	$24

INFORMATION

C.O.M. Requirements
C.O.M. yardage requirements listed above are based on plain goods 54” wide. If less than 54” wide or fabrics requiring matching (stripes, plaids, prints, large patterns), additional yardage will be needed. Consult C.O.M. matrix on the Ordering C.O.M. and C.O.L. page for additional yardage needed. For C.O.M. fabric sent to KI-High Point on multiple rolls, add an additional yard of fabric per roll to the yardage requirements.

C.O.L. Requirements
Figure 18 sq. ft. of leather (C.O.L.) for each yard shown (i.e., 4.75 x 18 = 85.5 sq. ft.).

Contrasting Upholstery
When contrasting fabric is chosen, price at highest in-grade.

Minimum Fabric/Leather Quantity
Minimum order for fabric is 1 yard. Minimum order for leather is 1 hide (approximately 50 sq. ft).

California TB133 Fire Safety Code
For California Technical Bulletin 133 compliant models, a Product Modification Request is required. Contact Customer Service for details.

SPECIAL SERVICES

Special Carton Marking

With specially marked information	N/C

Shipping
Ships **knocked down, FOB High Point, NC 27263, freight prepaid.** Freight class 175

Specifications and prices are subject to change without prior notice.

Soltice® Lounge
Lounge Seating

Soltice® Lounge
Lounge Seating

	MODEL	MODEL NUMBER: Basic Model	Non-Contrast or Fabric Contrast 1	Wood Finish	Arm Cap	Fire Code	Moisture Barrier	Approx. Packaged Weight	Delivered Pricing	Grade C.O.M.	Grade C	Grade D	Grade E & C.O.L.	Grade F	Grade G	Grade H	Grade I	Grade J	Grade K	Grade L Leather	Grade M Leather	TB133 add to list price	Moisture Barrier add to list price
SORP	**Medium Loveseat - Replacement Back**	833-BK	□□□□			□□□	□□□	30.0#	N/A	$ 1192	$ 1220	$ 1270	$ 1325	$ 1363	$ 1435	$ 1513	$ 1605	$ 1796	$ 1972	$ 2171	$ 2542	$ 252	$ 229
SORP	**Medium Loveseat - Replacement Seat** • Non-contrast C.O.M = 2.75 yd	833-ST	□□□□			□□□	□□□	39.0#	N/A	$ 1293	$ 1313	$ 1358	$ 1411	$ 1444	$ 1511	$ 1582	$ 1668	$ 1834	$ 2006	$ 2176	$ 2516	$ 252	$ 229
SORP	**Medium Loveseat - Replacement Arm (Open Arm)** • Includes armcap	833-OA/LF		□□□	□□□			13.0#	$ 646													N/A	N/A
		833-OA/RF		□□□	□□□			13.0#	646													N/A	N/A
SORP	**Medium Loveseat - Replacement Arm (Closed Arm)** • Non-contrast C.O.M = 2.5 yd • Includes armcap	833-CA/LF	□□□□	□□□	□□□	□□□	□□□	25.0#	N/A	$ 984	$ 1008	$ 1051	$ 1105	$ 1138	$ 1205	$ 1271	$ 1358	$ 1531	$ 1699	$ 1870	$ 2213	$ 308	$ 150
		833-CA/RF	□□□□	□□□	□□□	□□□	□□□	25.0#	N/A	984	1008	1051	1105	1138	1205	1271	1358	1531	1699	1870	2213	308	150
SORP	**Medium Loveseat - Replacement Arm (Armless)** • Non-contrast C.O.M = 3 yd	833-AL/LF	□□□□	□□□		□□□	□□□	18.0#	N/A	$ 991	$ 1017	$ 1069	$ 1131	$ 1173	$ 1252	$ 1336	$ 1435	$ 1644	$ 1847	$ 2052	$ 2461	$ 368	$ 177
		833-AL/RF	□□□□	□□□		□□□	□□□	18.0#	N/A	991	1017	1069	1131	1173	1252	1336	1435	1644	1847	2052	2461	368	177
SORP	**Medium Loveseat - Replacement Arm-caps, Wood** • Set of 2	833-AC		□□□				5.0#	$ 448													N/A	N/A
		Ⓐ	Ⓑ	Ⓒ	Ⓓ	Ⓔ	Ⓕ																

HOW TO ORDER

Indicate the following information on order form:
1. Quantity of each item.
2. Model number, including options. See "How To Build a Model Number".
3. Any special service required.

Note: • The □ indicates that a choice is required.
- The absence of the □ indicates that no choice is required.
- Alpha-numeric characters in place of □ indicate that no other alternatives are available.

HOW TO BUILD A MODEL NUMBER

Ⓐ Select basic model.

Ⓑ Select non-contrast or fabric contrast 1.
Refer to **ki.com/fabrics**

Ⓒ Select wood finish color.
Refer to the **Product Color Options** page in this price list.
For Kensington Maple add upcharge.

Ⓓ Select arm option.

WAC	- Wood armcaps
PAC	- Black poly (pair); add $238

Ⓔ Select fire code.

NFR	- Compliance to TB 117-2013
FR	- Compliance to TB 133

See pricing column for TB133 upcharge.

Ⓕ Select moisture barrier.

NMB	- No moisture barrier
MB	- Moisture barrier

See pricing column for moisture barrier upcharge.

KENSINGTON MAPLE UPCHARGE

Kensington Maple requires extended leadtimes.

Model	
823	$24
833	$24
843	$24

INFORMATION

C.O.M. Requirements
C.O.M. yardage requirements listed above are based on plain goods 54" wide. If less than 54" wide or fabrics requiring matching (stripes, plaids, prints, large patterns), additional yardage will be needed. Consult C.O.M. matrix on the Ordering C.O.M. and C.O.L. page for additional yardage needed. For C.O.M. fabric sent to KI-High Point on multiple rolls, add an additional yard of fabric per roll to the yardage requirements.

C.O.L. Requirements
Figure 18 sq. ft. of leather (C.O.L.) for each yard shown (i.e., 4.75 x 18 = 85.5 sq. ft.).

Contrasting Upholstery
When contrasting fabric is chosen, price at highest in-grade.

Minimum Fabric/Leather Quantity
Minimum order for fabric is 1 yard. Minimum order for leather is 1 hide (approximately 50 sq. ft).

California TB133 Fire Safety Code
For California Technical Bulletin 133 compliant models, a Product Modification Request is required. Contact Customer Service for details.

SPECIAL SERVICES

Special Carton Marking

With specially marked information	N/C

Shipping
Ships **knocked down, FOB High Point, NC 27263, freight prepaid.** Freight class 175

Specifications and prices are subject to change without prior notice.

Soltice® Lounge
Lounge Seating

Soltice® Lounge
Lounge Seating

	MODEL	MODEL NUMBER: Basic Model	Non-Contrast or Fabric Contrast 1	Wood Finish	Arm Cap	Fire Code	Moisture Barrier	Approx. Packaged Weight	Delivered Pricing	Grade C.O.M.	Grade C	Grade D	Grade E & C.O.L.	Grade F	Grade G	Grade H	Grade I	Grade J	Grade K	Grade L Leather	Grade M Leather	TB133 add to list price	Moisture Barrier add to list price
SORP	**Medium Sofa - Replacement Back** • Non-contrast C.O.M = 4.75 yd	843-BK	□□□□			□□□	□□□	38.0#	N/A	$ 1669	$ 1717	$ 1793	$ 1886	$ 1945	$ 2069	$ 2191	$ 2344	$ 2646	$ 2956	$ 3264	$ 3877	$ 319	$ 319
SORP	**Medium Sofa - Replacement Seat** • Non-contrast C.O.M = 3.75 yd	843-ST	□□□□			□□□	□□□	51.0#	N/A	$ 1743	$ 1782	$ 1841	$ 1914	$ 1964	$ 2059	$ 2151	$ 2270	$ 2510	$ 2746	$ 2986	$ 3466	$ 319	$ 303
SORP	**Medium Sofa - Replacement Arm (Open Arm)** • Includes armcap	843-OA/LF		□□□	□□□			13.0#	$ 646													N/A	N/A
		843-OA/RF		□□□	□□□			13.0#	646													N/A	N/A
SORP	**Medium Sofa - Replacement Arm (Closed Arm)** • Non-contrast C.O.M = 2.5 yd • Includes armcap	843-CA/LF	□□□□	□□□	□□□	□□□	□□□	25.0#	N/A	$ 984	$ 1008	$ 1051	$ 1105	$ 1138	$ 1205	$ 1271	$ 1358	$ 1531	$ 1699	$ 1870	$ 2213	$ 308	$ 150
		843-CA/RF	□□□□	□□□	□□□	□□□	□□□	25.0#	N/A	984	1008	1051	1105	1138	1205	1271	1358	1531	1699	1870	2213	308	150
SORP	**Medium Sofa - Replacement Arm (Armless)** • Non-contrast C.O.M = 3 yd	843-AL/LF	□□□□	□□□		□□□	□□□	18.0#	N/A	$ 991	$ 1017	$ 1069	$ 1131	$ 1173	$ 1252	$ 1336	$ 1435	$ 1644	$ 1847	$ 2052	$ 2461	$ 368	$ 177
		843-AL/RF	□□□□	□□□		□□□	□□□	18.0#	N/A	991	1017	1069	1131	1173	1252	1336	1435	1644	1847	2052	2461	368	177
SORP	**Medium Sofa - Replacement Armcaps, Wood** • Set of 2	843-AC		□□□				5.0#	$ 448													N/A	N/A
		Ⓐ	Ⓑ	Ⓒ	Ⓓ	Ⓔ	Ⓕ																

HOW TO ORDER

Indicate the following information on order form:
1. Quantity of each item.
2. Model number, including options. See "How To Build a Model Number".
3. Any special service required.

Note: • The □ indicates that a choice is required.
- The absence of the □ indicates that no choice is required.
- Alpha-numeric characters in place of □ indicate that no other alternatives are available.

HOW TO BUILD A MODEL NUMBER

Ⓐ Select basic model.

Ⓑ Select non-contrast or fabric contrast 1.
Refer to **ki.com/fabrics**

Ⓒ Select wood finish color.
Refer to the **Product Color Options** page in this price list.
For Kensington Maple add upcharge.

Ⓓ Select arm option.

WAC	- Wood armcaps
PAC	- Black poly (pair); add $238

Ⓔ Select fire code.

NFR	- Compliance to TB 117-2013
FR	- Compliance to TB 133

See pricing column for TB133 upcharge.

Ⓕ Select moisture barrier.

NMB	- No moisture barrier
MB	- Moisture barrier

See pricing column for moisture barrier upcharge.

KENSINGTON MAPLE UPCHARGE

Kensington Maple requires extended leadtimes.

Model	
823	$24
833	$24
843	$24

INFORMATION

C.O.M. Requirements
C.O.M. yardage requirements listed above are based on plain goods 54" wide. If less than 54" wide or fabrics requiring matching (stripes, plaids, prints, large patterns), additional yardage will be needed. Consult C.O.M. matrix on the Ordering C.O.M. and C.O.L. page for additional yardage needed. For C.O.M. fabric sent to KI-High Point on multiple rolls, add an additional yard of fabric per roll to the yardage requirements.

C.O.L. Requirements
Figure 18 sq. ft. of leather (C.O.L.) for each yard shown (i.e., 4.75 x 18 = 85.5 sq. ft.).

Contrasting Upholstery
When contrasting fabric is chosen, price at highest in-grade.

Minimum Fabric/Leather Quantity
Minimum order for fabric is 1 yard. Minimum order for leather is 1 hide (approximately 50 sq. ft).

California TB133 Fire Safety Code
For California Technical Bulletin 133 compliant models, a Product Modification Request is required. Contact Customer Service for details.

SPECIAL SERVICES

Special Carton Marking

With specially marked information	N/C

Shipping
Ships **knocked down, FOB High Point, NC 27263, freight prepaid.** Freight class 175

Specifications and prices are subject to change without prior notice.

Soltice® Lounge
Lounge Seating

Soltice® Lounge
Lounge Seating

	MODEL	Features	MODEL NUMBER: Basic Model (A)	Non-Contrast or Fabric Contrast 1 (B)	Fabric Contrast 2 (C)	Wood Finish (D)	Fire Code (E)	Moisture Barrier (F)	Approx. Packaged Weight	Grade C.O.M.	Grade C	Grade D	Grade E & C.O.L.	Grade F	Grade G	Grade H	Grade I	Grade J	Grade K	Grade L Leather	Grade M Leather	TB133 add to list price	Moisture Barrier add to list price
	**Large Lounge Chair (Closed Arm)** • Non-contrast C.O.M = 5.5 yd • 1 = Back and arms (Fabric Contrast 1) C.O.M. = 4.75 yd • 2 = Seat (Fabric Contrast 2) C.O.M. = 1.75 yd	Non-contrast	SP923/NC	☐☐☐☐		☐☐☐	☐☐☐	☐☐☐	80.0#	$ 3021	$ 3073	$ 3157	$ 3258	$ 3325	$ 3463	$ 3600	$ 3768	$ 4109	$ 4452	$ 4789	$ 5471	$ 570	$ 207
		Contrast	SP923/FC	☐☐☐☐	☐☐☐☐	☐☐☐	☐☐☐	☐☐☐	80.0#	3101	3151	3235	3337	3409	3542	3679	3853	4188	4534	4871	5553	570	207
SOLS																							
	**Large Loveseat (Closed Arm)** • Non-contrast C.O.M = 7.75 yd • 1 = Back and arms (Fabric Contrast 1) C.O.M. = 6 yd • 2 = Seat (Fabric Contrast 2) C.O.M. = 2.75 yd	Non-contrast	SP933/NC	☐☐☐☐		☐☐☐	☐☐☐	☐☐☐	105.0#	$ 4427	$ 4488	$ 4601	$ 4724	$ 4810	$ 4982	$ 5149	$ 5365	$ 5790	$ 6214	$ 6644	$ 7496	$ 791	$ 398
		Contrast	SP933/FC	☐☐☐☐	☐☐☐☐	☐☐☐	☐☐☐	☐☐☐	105.0#	4546	4614	4721	4850	4931	5104	5271	5483	5912	6337	6765	7617	791	398
SOLS																							
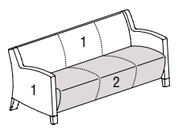	**Large Sofa (Closed Arm)** • Non-contrast C.O.M = 9.75 yd • 1 = Back and arms (Fabric Contrast 1) C.O.M. = 7.5 yd • 2 = Seat (Fabric Contrast 2) C.O.M. = 3.5 yd	Non-contrast	SP943/NC	☐☐☐☐		☐☐☐	☐☐☐	☐☐☐	125.0#	$ 5299	$ 5382	$ 5524	$ 5693	$ 5801	$ 6028	$ 6253	$ 6537	$ 7098	$ 7662	$ 8224	$ 9347	$ 994	$ 605
		Contrast	SP943/FC	☐☐☐☐	☐☐☐☐	☐☐☐	☐☐☐	☐☐☐	125.0#	5454	5536	5674	5844	5957	6181	6408	6687	7250	7811	8377	9500	994	605
SOLS																							

Ⓐ Ⓑ Ⓒ Ⓓ Ⓔ Ⓕ

HOW TO ORDER

Indicate the following information on order form:
1. Quantity of each item.
2. Model number, including options. See "How To Build a Model Number".
3. Any special service required.

Note: • The ☐ indicates that a choice is required.
- The absence of the ☐ indicates that no choice is required.
- Alpha-numeric characters in place of ☐ indicate that no other alternatives are available.

HOW TO BUILD A MODEL NUMBER

Ⓐ Select basic model.

Ⓑ Select non-contrast or fabric contrast 1.
Refer to **ki.com/fabrics**

Ⓒ Select fabric contrast 2.
Refer to **ki.com/fabrics**

Ⓓ Select wood finish color.
Refer to the **Product Color Options** page in this price list.
For Kensington Maple add upcharge.

Ⓔ Select fire code.

NFR	- Compliance to TB 117-2013
FR	- Compliance to TB 133

See pricing column for TB133 upcharge.

Ⓕ Select moisture barrier.

NMB	- No moisture barrier
MB	- Moisture barrier

See pricing column for moisture barrier upcharge.

KENSINGTON MAPLE UPCHARGE

Kensington Maple requires extended leadtimes.

Model	
SP923/NC	$24
SP933/NC	$24
SP943/NC	$24
SP923/FC	$24
SP933/FC	$24
SP943/FC	$24

INFORMATION

C.O.M. Requirements
C.O.M. yardage requirements listed above are based on plain goods 54" wide. If less than 54" wide or fabrics requiring matching (stripes, plaids, prints, large patterns), additional yardage will be needed. Consult C.O.M. matrix on the Ordering C.O.M. and C.O.L. page for additional yardage needed. For C.O.M. fabric sent to KI-High Point on multiple rolls, add an additional yard of fabric per roll to the yardage requirements.

C.O.L. Requirements
Figure 18 sq. ft. of leather (C.O.L.) for each yard shown (i.e., 4.75 x 18 = 85.5 sq. ft.).

Contrasting Upholstery
When contrasting fabric is chosen, price at highest in-grade.

Minimum Fabric/Leather Quantity
Minimum order for fabric is 1 yard. Minimum order for leather is 1 hide (approximately 50 sq. ft).

California TB133 Fire Safety Code
For California Technical Bulletin 133 compliant models, a Product Modification Request is required. Contact Customer Service for details.

SPECIAL SERVICES

Special Carton Marking

With specially marked information	N/C

Shipping
Ships **assembled unless replacement parts which ship knocked down, FOB High Point, NC 27263, freight prepaid.** Freight class 175

Specifications and prices are subject to change without prior notice.

Soltice® Lounge
Lounge Seating

Soltice® Lounge
Lounge Seating

	MODEL	Features	MODEL NUMBER: Basic Model	Non-Contrast or Fabric Contrast 1	Fabric Contrast 2	Wood Finish	Fire Code	Moisture Barrier	Approx. Packaged Weight	Grade C.O.M.	Grade C	Grade D	Grade E & C.O.L.	Grade F	Grade G	Grade H	Grade I	Grade J	Grade K	Grade L Leather	Grade M Leather	TB133 add to list price	Moisture Barrier add to list price
 SOLS	**Large Lounge Chair (Armless)** • Non-contrast C.O.M = 5.5 yd • 1 = Back and side panels (Fabric Contrast 1) C.O.M. = 4.75 yd • 2 = Seat (Fabric Contrast 2) C.O.M. = 1.75 yd	Non-contrast	SA923/NC	□□□□		□□□	□□□	□□□	75.0#	$ 3076	$ 3122	$ 3201	$ 3297	$ 3365	$ 3494	$ 3623	$ 3788	$ 4109	$ 4432	$ 4761	$ 5406	$ 570	$ 207
		Contrast	SA923/FC	□□□□	□□□□	□□□	□□□	□□□	75.0#	3157	3201	3285	3380	3444	3574	3704	3866	4188	4518	4838	5485	570	207
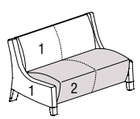 SOLS	**Large Loveseat (Armless)** • Non-contrast C.O.M = 7.5 yd • 1 = Back and side panels (Fabric Contrast 1) C.O.M. = 5.75 yd • 2 = Seat (Fabric Contrast 2) C.O.M. = 2.75 yd	Non-contrast	SA933/NC	□□□□		□□□	□□□	□□□	95.0#	$ 4314	$ 4381	$ 4489	$ 4624	$ 4717	$ 4893	$ 5067	$ 5294	$ 5732	$ 6178	$ 6619	$ 7506	$ 791	$ 398
		Contrast	SA933/FC	□□□□	□□□□	□□□	□□□	□□□	95.0#	4437	4504	4615	4746	4837	5016	5192	5415	5855	6302	6742	7625	791	398
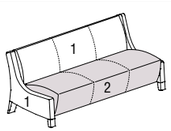 SOLS	**Large Sofa (Armless)** • Non-contrast C.O.M = 9.5 yd • 1 = Back and side panels (Fabric Contrast 1) C.O.M. = 7.5 yd • 2 = Seat (Fabric Contrast 2) C.O.M. = 3.5 yd	Non-contrast	SA943/NC	□□□□		□□□	□□□	□□□	120.0#	$ 5166	$ 5251	$ 5387	$ 5556	$ 5670	$ 5897	$ 6121	$ 6400	$ 6967	$ 7529	$ 8092	$ 9218	$ 994	$ 605
		Contrast	SA943/FC	□□□□	□□□□	□□□	□□□	□□□	120.0#	5316	5402	5542	5711	5827	6049	6272	6554	7118	7678	8242	9365	994	605
				Ⓐ	Ⓑ	Ⓒ	Ⓓ	Ⓔ	Ⓕ														

HOW TO ORDER

Indicate the following information on order form:
1. Quantity of each item.
2. Model number, including options. See "How To Build a Model Number".
3. Any special service required.

Note: • The □ indicates that a choice is required.
- The absence of the □ indicates that no choice is required.
- Alpha-numeric characters in place of □ indicate that no other alternatives are available.

HOW TO BUILD A MODEL NUMBER

Ⓐ Select basic model.

Ⓑ Select non-contrast or fabric contrast 1.
Refer to **ki.com/fabrics**

Ⓒ Select fabric contrast 2.
Refer to **ki.com/fabrics**

Ⓓ Select wood finish color.
Refer to the **Product Color Options** page in this price list.
For Kensington Maple add upcharge.

Ⓔ Select fire code.

NFR	- Compliance to TB 117-2013
FR	- Compliance to TB 133

See pricing column for TB133 upcharge.

Ⓕ Select moisture barrier.

NMB	- No moisture barrier
MB	- Moisture barrier

See pricing column for moisture barrier upcharge.

KENSINGTON MAPLE UPCHARGE

Kensington Maple requires extended leadtimes.

Model	
SA923/NC	$24
SA933/NC	$24
SA943/NC	$24
SA923/FC	$24
SA933/FC	$24
SA943/FC	$24

INFORMATION

C.O.M. Requirements
C.O.M. yardage requirements listed above are based on plain goods 54" wide. If less than 54" wide or fabrics requiring matching (stripes, plaids, prints, large patterns), additional yardage will be needed. Consult C.O.M. matrix on the Ordering C.O.M. and C.O.L. page for additional yardage needed. For C.O.M. fabric sent to KI-High Point on multiple rolls, add an additional yard of fabric per roll to the yardage requirements.

C.O.L. Requirements
Figure 18 sq. ft. of leather (C.O.L.) for each yard shown (i.e., 4.75 x 18 = 85.5 sq. ft.).

Contrasting Upholstery
When contrasting fabric is chosen, price at highest in-grade.

Minimum Fabric/Leather Quantity
Minimum order for fabric is 1 yard. Minimum order for leather is 1 hide (approximately 50 sq. ft).

California TB133 Fire Safety Code
For California Technical Bulletin 133 compliant models, a Product Modification Request is required. Contact Customer Service for details.

SPECIAL SERVICES

Special Carton Marking

With specially marked information	N/C

Shipping
Ships **assembled unless replacement parts which ship knocked down, FOB High Point, NC 27263, freight prepaid.** Freight class 175

Specifications and prices are subject to change without prior notice.

Soltice® Lounge
Lounge Seating

Soltice® Lounge
Lounge Seating

	MODEL	MODEL NUMBER Basic Model	Non-Contrast or Fabric Contrast 1	Wood Finish	Fire Code	Moisture Barrier	Approx. Packaged Weight	Grade C.O.M.	Grade C	Grade D	Grade E & C.O.L.	Grade F	Grade G	Grade H	Grade I	Grade J	Grade K	Grade L Leather	Grade M Leather	TB133 add to list price	Moisture Barrier add to list price
SORP	**Large Lounge Chair - Replacement Back** • Non-contrast C.O.M = 1.75 yd	923-BK	□□□□		□□□	□□□	20.0#	$ 971	$ 991	$ 1016	$ 1052	$ 1077	$ 1124	$ 1173	$ 1233	$ 1352	$ 1472	$ 1591	$ 1831	$ 185	$ 173
SORP	**Large Lounge Chair - Replacement Seat** • Non-contrast C.O.M = 1.75 yd	923-ST	□□□□		□□□	□□□	25.0#	$ 1110	$ 1124	$ 1149	$ 1182	$ 1203	$ 1244	$ 1286	$ 1334	$ 1435	$ 1538	$ 1643	$ 1846	$ 185	$ 173
SORP	**Large Lounge Chair - Replacement Arm (Closed Arm)** • Non-contrast C.O.M = 3 yd	923-CA/LF	□□□□	□□□	□□□	□□□	25.0#	$ 1245	$ 1275	$ 1325	$ 1389	$ 1430	$ 1508	$ 1593	$ 1694	$ 1900	$ 2103	$ 2311	$ 2718	$ 353	$ 171
		923-CA/RF	□□□□	□□□	□□□	□□□	25.0#	1245	1275	1325	1389	1430	1508	1593	1694	1900	2103	2311	2718	353	171
SORP	**Large Lounge Chair - Replacement Arm (Armless)**	923-AL	□□□□	□□□	□□□	□□□	15.0#	$ 1130	$ 1163	$ 1211	$ 1273	$ 1312	$ 1393	$ 1481	$ 1582	$ 1789	$ 1988	$ 2196	$ 2604	$ 353	$ 171
SORP	**Large Loveseat - Replacement Back** • Non-contrast C.O.M = 3.25 yd	933-BK	□□□□		□□□	□□□	32.0#	$ 1280	$ 1305	$ 1353	$ 1410	$ 1449	$ 1522	$ 1596	$ 1689	$ 1879	$ 2068	$ 2253	$ 2631	$ 252	$ 173
SORP	**Large Loveseat - Replacement Seat** • Non-contrast C.O.M = 3 yd	933-ST	□□□□		□□□	□□□	48.0#	$ 1481	$ 1503	$ 1547	$ 1597	$ 1631	$ 1699	$ 1768	$ 1851	$ 2024	$ 2196	$ 2366	$ 2705	$ 252	$ 173
SORP	**Large Loveseat - Replacement Arm (Closed Arm)** • Non-contrast C.O.M = 3 yd	933-CA/LF	□□□□	□□□	□□□	□□□	20.0#	$ 1245	$ 1275	$ 1325	$ 1389	$ 1430	$ 1508	$ 1593	$ 1694	$ 1900	$ 2103	$ 2311	$ 2718	$ 353	$ 171
		933-CA/RF	□□□□	□□□	□□□	□□□	20.0#	1245	1275	1325	1389	1430	1508	1593	1694	1900	2103	2311	2718	353	171
SORP	**Large Loveseat - Replacement Arm (Armless)** • Non-contrast C.O.M = 3 yd	933-AL	□□□□	□□□	□□□	□□□	15.0#	$ 1130	$ 1163	$ 1211	$ 1273	$ 1312	$ 1393	$ 1481	$ 1582	$ 1789	$ 1988	$ 2196	$ 2604	$ 353	$ 171
SORP	**Large Sofa - Replacement Back** • Non-contrast C.O.M = 4.75 yd	943-BK	□□□□		□□□	□□□	45.0#	$ 1603	$ 1653	$ 1729	$ 1823	$ 1881	$ 2005	$ 2128	$ 2280	$ 2586	$ 2891	$ 3200	$ 3812	$ 319	$ 173
SORP	**Large Sofa - Replacement Seat** • Non-contrast C.O.M = 3.75 yd	943-ST	□□□□		□□□	□□□	60.0#	$ 1835	$ 1874	$ 1932	$ 2005	$ 2052	$ 2143	$ 2245	$ 2363	$ 2638	$ 2840	$ 3079	$ 3557	$ 319	$ 173
SORP	**Large Sofa - Replacement Arm (Closed Arm)** • Non-contrast C.O.M = 3 yd	943-CA/LF	□□□□	□□□	□□□	□□□	20.0#	$ 1245	$ 1275	$ 1325	$ 1389	$ 1430	$ 1508	$ 1593	$ 1694	$ 1900	$ 2103	$ 2311	$ 2718	$ 353	$ 171
		943-CA/RF	□□□□	□□□	□□□	□□□	20.0#	1245	1275	1325	1389	1430	1508	1593	1694	1900	2103	2311	2718	353	171
SORP	**Large Sofa - Replacement Arm (Armless)** • Non-contrast C.O.M = 3 yd	943-AL	□□□□	□□□	□□□	□□□	15.0#	$ 1130	$ 1163	$ 1211	$ 1273	$ 1312	$ 1393	$ 1481	$ 1582	$ 1789	$ 1988	$ 2196	$ 2604	$ 353	$ 171
		Ⓐ	Ⓑ	Ⓒ	Ⓓ	Ⓔ															

HOW TO ORDER

Indicate the following information on order form:
1. Quantity of each item.
2. Model number, including options. See "How To Build a Model Number".
3. Any special service required.

Note: • The □ indicates that a choice is required.
- The absence of the □ indicates that no choice is required.
- Alpha-numeric characters in place of □ indicate that no other alternatives are available.

HOW TO BUILD A MODEL NUMBER

Ⓐ Select basic model.

Ⓑ Select non-contrast or fabric contrast 1.
Refer to **ki.com/fabrics**

Ⓒ Select wood finish color.
Refer to the **Product Color Options** page in this price list.
For Kensington Maple add upcharge.

Ⓓ Select fire code.

NFR	- Compliance to TB 117-2013
FR	- Compliance to TB 133

See pricing column for TB133 upcharge.

Ⓔ Select moisture barrier.

NMB	- No moisture barrier
MB	- Moisture barrier

See pricing column for moisture barrier upcharge.

KENSINGTON MAPLE UPCHARGE

Kensington Maple requires extended leadtimes.

Model	
923	$24
933	$24
943	$24

INFORMATION

C.O.M. Requirements
C.O.M. yardage requirements listed above are based on plain goods 54" wide. If less than 54" wide or fabrics requiring matching (stripes, plaids, prints, large patterns), additional yardage will be needed. Consult C.O.M. matrix on the Ordering C.O.M. and C.O.L. page for additional yardage needed. For C.O.M. fabric sent to KI-High Point on multiple rolls, add an additional yard of fabric per roll to the yardage requirements.

C.O.L. Requirements
Figure 18 sq. ft. of leather (C.O.L.) for each yard shown (i.e., 4.75 x 18 = 85.5 sq. ft.).

Contrasting Upholstery
When contrasting fabric is chosen, price at highest in-grade.

Minimum Fabric/Leather Quantity
Minimum order for fabric is 1 yard. Minimum order for leather is 1 hide (approximately 50 sq. ft).

California TB133 Fire Safety Code
For California Technical Bulletin 133 compliant models, a Product Modification Request is required. Contact Customer Service for details.

SPECIAL SERVICES

Special Carton Marking

With specially marked information	N/C

Shipping
Ships **assembled unless replacement parts which ship knocked down, FOB High Point, NC 27263, freight prepaid.** Freight class 175

Specifications and prices are subject to change without prior notice.

Soltice® Multiple Seating
General Information

Soltice® Multiple Seating
General Information



Soltice®
(Transitional)



Soltice® Guest Chair

General Dimensions		
Seat width	20"	20"
Seat depth	18-1/4"	18-1/2"
Seat height	19-1/2"	19-1/2"
Arm width	1-1/4"	
Arm height	28-1/4"	
Overall Dimensions		
Width	22-3/4"	23"
Depth	24"	24"
Height	34"	33-1/2"

SPECIFICATIONS

Complimentary Furniture
The following guest chairs offer complimentary furniture that creates continuity and a cohesive look throughout a facility. These complimentary pieces can be found in other sections of the KI price list.

Flex™
FLEX - Flex Healthcare Seating, Flex Occasional Tables

LARESTA FREESTANDING - LaResta® Day Bed

Perth®
Perth® - Perth® Healthcare Seating

LARESTA FREESTANDING - LaResta® Day Bed

Soltice®
Soltice® - Soltice® Healthcare Seating, Soltice® Guest Seating, Soltice® Lounge Seating

LARESTA FREESTANDING - LaResta® Day Bed

UPHOLSTERY INFORMATION

C.O.M. Fabric
For C.O.M. fabric sent to KI-High Point on multiple rolls, add an additional yard of fabric per roll to the yardage requirements. Multiple rolls have shorter pieces of fabric on them and do not allow nesting and stacking of the fabric to achieve the best yield as is done with one large roll. This results in yardage shortages and requests for additional fabric from the client, which can hold up the order. For each roll that is sent, one yard needs to be added and needs to be added to one of the rolls, not separately.

Fabric Disclaimer
Fabric will be applied as swatched by the fabric manufacturer. Fabric that is required to be applied differently than is swatched will need a Product Modification Request written specifying the direction the fabric is to be applied.

INFORMATION

Warranty
Refer to KI Terms & Conditions document or visit ki.com

Soltice® Multiple Seating
Product Color Options

Soltice® Multiple Seating
Product Color Options

Wood Finish - Core

Cherry Storm on Beech	BCX
Cinnamon on Beech	BCN
Cocoa on Beech	BCA
Eclypse Black on Beech	BEB
Florence Walnut on Beech	BFC
Kensington Maple on Maple	MMA
Monticello Maple on Beech	BMT
Natural on Beech	BNA
River Cherry on Beech	BRY

Kensington Maple requires an upcharge.

Surface Finish - Laminate

Belair	LBQ
Biltmore Cherry	LBT
Black	LBK
Brighton Walnut	LBW
Canyon Zephyr	LCA
Castle Oak	LCO
Casual Linen	LCU
Cherry Storm	LCX
Classic Linen	LCI
Cloud Zephyr	LCL
Cocobala	LCC
Crisp Linen	LRI
Desert Zephyr	LDZ
Dove Grey	LDG
Fired Steel	LIL
Flax Linen	LXF
Florence Walnut	LFC
Forged Steel	LOL
Friston Ash	LFH
Frosty White	LFW
Graphite Nebula	LGN
Grey	LGE
High Rise	LHE
Hollyberry	LHY
Irish Linen	LIH
Island	LID
Italian Silver Ash	LIT
Kensington Maple	LKM
Lapis Blue	LLB
Markerboard White	LMK
Misted Zephyr	LMR
Monticello Maple	LMT
Nickel Evolv	LNV
North Sea	LNA
Ocean	LON
Pearl Bisque	LPB
Pearl Silver	LPS
Pressed Linen	LPR
River Cherry	LRY
Rugged Linen	LRG
Satin Stainless	LSS
Shadow Zephyr	LSR
Silicon evolv	LSV
Sterling Ash	LAZ
Tailored Linen	LTL
Titanium evolv	LTV
White Nebula	LWL
White Sand	LWN
Windsor Mahogany	LWY

Soltice® Multiple Seating
Multiple Seating

Soltice® Multiple Seating
Multiple Seating

	MODEL	Features	MODEL NUMBER: Basic Model (A)	Non-Contrast or Fabric Contrast 1 (B)	Fabric Contrast 2 (C)	Wood Finish (D)	Fire Code (E)	Moisture Barrier (F)	Approx. Packaged Weight	Grade C.O.M.	Grade C	Grade D	Grade E & C.O.L.	Grade F	Grade G	Grade H	Grade I	Grade J	Grade K	Grade L Leather	Grade M Leather	TB133 add to list price	Moisture Barrier add to list price
	**Guest Chair (Armless)** • Non-contrast C.O.M = 2.25 yd • 1 = Back and side panels (Fabric Contrast 1) C.O.M. = 2 yd • 2 = Seat (Fabric Contrast 2) C.O.M. = 1 yd	Non-contrast	SAC/NC	☐☐☐☐		☐☐☐	☐☐☐	☐☐☐	38.0#	$ 1973	$ 1994	$ 2035	$ 2082	$ 2116	$ 2181	$ 2246	$ 2326	$ 2489	$ 2647	$ 2809	$ 3132	$ 368	$ 157
		Contrast	SAC/FC	☐☐☐☐	☐☐☐☐	☐☐☐	☐☐☐	☐☐☐	38.0#	2057	2079	2120	2171	2199	2265	2330	2411	2573	2734	2891	3215	368	157
SGC			Ⓐ	Ⓑ	Ⓒ	Ⓓ	Ⓔ	Ⓕ															

HOW TO ORDER

Indicate the following information on order form:
1. Quantity of each item.
2. Model number, including options. See “How To Build a Model Number”.
3. Any special service required.

Note: • The ☐ indicates that a choice is required.
- The absence of the ☐ indicates that no choice is required.
- Alpha-numeric characters in place of ☐ indicate that no other alternatives are available.

HOW TO BUILD A MODEL NUMBER

Ⓐ Select basic model.

Ⓑ Select non-contrast or fabric contrast 1.
Refer to **ki.com/fabrics**

Ⓒ Select fabric contrast 2.
Refer to **ki.com/fabrics**

Ⓓ Select wood finish color.
Refer to the **Product Color Options** page in this price list.
For Kensington Maple add upcharge.

Ⓔ Select fire code.

NFR	- Compliance to TB 117-2013
FR	- Compliance to TB 133

See pricing column for TB133 upcharge.

Ⓕ Select moisture barrier.

NMB	- No moisture barrier
MB	- Moisture barrier

See pricing column for moisture barrier upcharge.

KENSINGTON MAPLE UPCHARGE

Kensington Maple requires extended leadtimes.

Model	
SAC/NC	$52
SAC/FC	$52

UPHOLSTERY INFORMATION

C.O.M. Requirements
C.O.M. yardage requirements listed above are based on plain goods 54” wide. If less than 54” wide or fabrics requiring matching (stripes, plaids, prints, large patterns), additional yardage will be needed. Consult C.O.M. matrix for additional yardage needed. For C.O.M. fabric sent to KI-High Point on mulitple rolls, add an additional yard of fabric per roll to the yardage requirements.

C.O.L. Requirements
Figure 18 sq. ft. of leather (C.O.L.) for each yard shown (i.e, 4.75 x 18 = 85.5 sq. ft).

Contrasting Upholstery
When contrasting fabric is chosen, price at highest in-grade.

Minimum Fabric/Leather Quantity
Minimum order for fabric is 1 yard. Minimum order for leather is 1 hide (approximately 50 sq. ft).

Californina TB133 Fire Safety Code
For California Technical Bulletin 133 compliant models, a Product Modification Request is required. Contact Customer Service for details.

Construction
Frames are constructed of kiln-dried lumber and laminated hardwood plywood. Express wood components finished with catalyzed varnish (specify finish when ordering). Tight seats and backs sprung with stretch strap webbing stapled into position. Multiple densities of polyurethane foam covered with a layer of .75 super soft foam. Seats, backs and arms are field-replaceable.

SPECIAL SERVICES

Special Carton Marking

With specially marked information	N/C

Shipping
Ships **assembled, FOB High Point, NC 27263, freight prepaid.** Freight class 175

Specifications and prices are subject to change without prior notice.

Soltice® Multiple Seating
Multiple Seating

Soltice® Multiple Seating
Multiple Seating

	MODEL	Features	MODEL NUMBER: Basic Model	Table Connect	Non-Contrast or Fabric Contrast 1	Fabric Contrast 2	Wood Finish	Arm Cap	Fire Code	Moisture Barrier	Approx. Packaged Weight	Grade C.O.M.	Grade C	Grade D	Grade E & C.O.L.	Grade F	Grade G	Grade H	Grade I	Grade J	Grade K	Grade L Leather	Grade M Leather	TB133 add to list price	Moisture Barrier add to list price
	**One Seat (Open Arm)** • Non-contrast C.O.M = 1.5 yd • 1 = Back (Fabric Contrast 1) C.O.M. = 1.25 yd • 2 = Seat (Fabric Contrast 2) C.O.M. = 1 yd	Non-contrast	SOC/NC	□□□□	□□□□		□□□	□□□	□□□	□□□	38.0#	$ 1878	$ 1889	$ 1920	$ 1948	$ 1973	$ 2014	$ 2057	$ 2110	$ 2220	$ 2326	$ 2434	$ 2647	$ 259	$ 157
		Contrast	SOC/FC	□□□□	□□□□	□□□□	□□□	□□□	□□□	□□□	38.0#	1962	1976	2003	2035	2057	2099	2141	2196	2305	2411	2518	2734	259	157
SOMS																									
	**One Seat (Closed Arm)** • Non-contrast C.O.M = 2.5 yd • 1 = Back and arms (Fabric Contrast 1) C.O.M. = 1.5 yd • 2 = Seat (Fabric Contrast 2) C.O.M. = 1 yd	Non-contrast	SPC/NC	□□□□	□□□□		□□□	□□□	□□□	□□□	38.0#	$ 2051	$ 2073	$ 2112	$ 2163	$ 2195	$ 2258	$ 2324	$ 2401	$ 2565	$ 2728	$ 2884	$ 3207	$ 368	$ 157
		Contrast	SPC/FC	□□□□	□□□□	□□□□	□□□	□□□	□□□	□□□	38.0#	2136	2157	2197	2246	2279	2342	2408	2489	2651	2812	2969	3290	368	157
SOMS																									
			Ⓐ	Ⓑ	Ⓒ	Ⓓ	Ⓔ	Ⓕ	Ⓖ	Ⓗ															

HOW TO ORDER

Indicate the following information on order form:
1. Quantity of each item.
2. Model number, including options. See “How To Build a Model Number”.
3. Any special service required.

Note: • The □ indicates that a choice is required.
- The absence of the □ indicates that no choice is required.
- Alpha-numeric characters in place of □ indicate that no other alternatives are available.

HOW TO BUILD A MODEL NUMBER

Ⓐ Select basic model.

Ⓑ Select table connection.

NT	- No connecting table
LT	- Left facing table connectors
RT	- Right facing table connectors
LTRT	- Left and Right table connectors

Left connector = right side when seated.
Right connector = left side when seated.

Ⓒ Select non-contrast or fabric contrast 1.
Refer to **ki.com/fabrics**

Ⓓ Select fabric contrast 2.
Refer to **ki.com/fabrics**

Ⓔ Select wood finish color.
Refer to the **Product Color Options** page in this price list.
For Kensington Maple add upcharge.

Ⓕ Select armcaps.

WAC	- Wood armcaps (pair)
PAC	- Black poly; add $202

Upcharge for two armcaps.

Ⓖ Select fire code.

NFR	- Compliance to TB 117-2013
FR	- Compliance to TB 133

See pricing column for TB133 upcharge.

Ⓗ Select moisture barrier.

NMB	- No moisture barrier
MB	- Moisture barrier

See pricing column for moisture barrier upcharge.

KENSINGTON MAPLE UPCHARGE

Kensington Maple requires extended leadtimes.

Model	
SOC/NC	$70
SOC/FC	$70
SOCC/NC	$130
SOCC/FC	$130
SOCCC/NC	$173
SOCCC/FC	$173
SPC/NC	$70
SPC/FC	$70
SPCC/NC	$121
SPCC/FC	$121
SPCCC/NC	$96
SPCCC/FC	$96

INFORMATION

C.O.M. and C.O.L. Requirements
C.O.M. yardage requirements listed above are based on plain goods 54” wide. If less than 54” wide or fabrics requiring matching (stripes, plaids, prints, large patterns), additional yardage will be needed. Consult C.O.M. matrix for additional yardage needed. For C.O.M. fabric sent to KI-High Point on multiple rolls, add an additional yard of fabric per roll to the yardage requirements.

C.O.L. Requirements
Figure 18 sq. ft. of leather (C.O.L.) for each yard shown (i.e., 4.75 x 18 = 85.5 sq ft).

Contrasting Upholstery
When contrasting fabric is chosen, price at highest in-grade.

Minimum Fabric/Leather Quantity
Minimum order for fabric is 1 yard. Minimum order for leather is 1 hide (approximately 50 sq. ft).

California TB133 Fire Safety Code
For California Technical Bulletin 133 compliant models, a Product Modification Request is required. Contact Customer Service for details.

Construction
Frame constructed of kiln-dried lumber and laminated hardwood plywood. Exposed wood components finished with catalyzed varnish (specify finish when ordering). Tight seats and backs sprung with stretch strap webbing stapled into position. Multiple densities of polyurethane foam covered with a layer of .75 super soft foam. Seats, backs and arms are field replaceable.

Note:
For replacement components on Multiple Seating, use Guest Chair replacement parts.

SPECIAL SERVICES

Special Carton Marking

With specially marked information	N/C

Shipping
Ships **assembled, FOB High Point, NC 27263, freight prepaid.** Freight class 175

Specifications and prices are subject to change without prior notice.

Soltice® Multiple Seating
Multiple Seating

Soltice® Multiple Seating
Multiple Seating

	MODEL	Features	MODEL NUMBER: Basic Model (A)	Table Connect (B)	Non-Contrast or Fabric Contrast 1 (C)	Fabric Contrast 2 (D)	Wood Finish (E)	Arm Cap (F)	Fire Code (G)	Moisture Barrier (H)	Approx. Packaged Weight	Grade C.O.M.	Grade C	Grade D	Grade E & C.O.L.	Grade F	Grade G	Grade H	Grade I	Grade J	Grade K	Grade L Leather	Grade M Leather	TB133 add to list price	Moisture Barrier add to list price
	**Two Seat Unit (Open Arm)** • Non-contrast C.O.M = 3 yd • 1 = Back (Fabric Contrast 1) C.O.M. = 1.75 yd • 2 = Seat (Fabric Contrast 2) C.O.M. = 1.5 yd	Non-contrast	SOCC/NC	□□□□	□□□□		□□□	□□□	□□□	□□□	66.0#	$ 3221	$ 3256	$ 3306	$ 3373	$ 3414	$ 3498	$ 3586	$ 3695	$ 3911	$ 4126	$ 4337	$ 4767	$ 457	$ 334
		Contrast	SOCC/FC	□□□□	□□□□	□□□□	□□□	□□□	□□□	□□□	66.0#	3330	3361	3414	3484	3526	3608	3696	3802	4015	4236	4447	4878	457	334
SOMS																									
	**Two Seat Unit (Closed Arm)** • Non-contrast C.O.M = 4.5 yd • 1 = Back and arms (Fabric Contrast 1) C.O.M. = 3 yd • 2 = Seat (Fabric Contrast 2) C.O.M. = 1.5 yd	Non-contrast	SPCC/NC	□□□□	□□□□		□□□	□□□	□□□	□□□	67.0#	$ 3728	$ 3778	$ 3857	$ 3951	$ 4013	$ 4143	$ 4270	$ 4437	$ 4760	$ 5080	$ 5402	$ 6048	$ 831	$ 350
		Contrast	SPCC/FC	□□□□	□□□□	□□□□	□□□	□□□	□□□	□□□	67.0#	3836	3883	3965	4060	4126	4253	4382	4545	4864	5187	5512	6156	368	350
SOMS																									

HOW TO ORDER

Indicate the following information on order form:
1. Quantity of each item.
2. Model number, including options. See "How To Build a Model Number".
3. Any special service required.

Note: • The □ indicates that a choice is required.
- The absence of the □ indicates that no choice is required.
- Alpha-numeric characters in place of □ indicate that no other alternatives are available.

HOW TO BUILD A MODEL NUMBER

A Select basic model.

B Select table connection.

NT	- No connecting table
LT	- Left facing table connectors
RT	- Right facing table connectors
LTRT	- Left and Right table connectors

Left connector = right side when seated.
Right connector = left side when seated.

C Select non-contrast or fabric contrast 1.
Refer to **ki.com/fabrics**

D Select fabric contrast 2.
Refer to **ki.com/fabrics**

E Select wood finish color.
Refer to the **Product Color Options** page in this price list.
For Kensington Maple add upcharge.

F Select armcaps.

WAC	- Wood armcaps (pair)
PAC	- Black poly; add $303

Upcharge for three armcaps.

G Select fire code.

NFR	- Compliance to TB 117-2013
FR	- Compliance to TB 133

See pricing column for TB133 upcharge.

H Select moisture barrier.

NMB	- No moisture barrier
MB	- Moisture barrier

See pricing column for moisture barrier upcharge.

KENSINGTON MAPLE UPCHARGE

Kensington Maple requires extended leadtimes.

Model	
SOC/NC	$70
SOC/FC	$70
SOCC/NC	$130
SOCC/FC	$130
SOCCC/NC	$173
SOCCC/FC	$173
SPC/NC	$70
SPC/FC	$70
SPCC/NC	$121
SPCC/FC	$121
SPCCC/NC	$96
SPCCC/FC	$96

INFORMATION

C.O.M. and C.O.L. Requirements
C.O.M. yardage requirements listed above are based on plain goods 54" wide. If less than 54" wide or fabrics requiring matching (stripes, plaids, prints, large patterns), additional yardage will be needed. Consult C.O.M. matrix for additional yardage needed. For C.O.M. fabric sent to KI-High Point on multiple rolls, add an additional yard of fabric per roll to the yardage requirements.

C.O.L. Requirements
Figure 18 sq. ft. of leather (C.O.L.) for each yard shown (i.e., 4.75 x 18 = 85.5 sq ft).

Contrasting Upholstery
When contrasting fabric is chosen, price at highest in-grade.

Minimum Fabric/Leather Quantity
Minimum order for fabric is 1 yard. Minimum order for leather is 1 hide (approximately 50 sq. ft).

California TB133 Fire Safety Code
For California Technical Bulletin 133 compliant models, a Product Modification Request is required. Contact Customer Service for details.

Construction
Frame constructed of kiln-dried lumber and laminated hardwood plywood. Exposed wood components finished with catalyzed varnish (specify finish when ordering). Tight seats and backs sprung with stretch strap webbing stapled into position. Multiple densities of polyurethane foam covered with a layer of .75 super soft foam. Seats, backs and arms are field replaceable.

Note:
For replacement components on Multiple Seating, use Guest Chair replacement parts.

SPECIAL SERVICES

Special Carton Marking

With specially marked information	N/C

Shipping
Ships **assembled, FOB High Point, NC 27263, freight prepaid.** Freight class 175

Specifications and prices are subject to change without prior notice.

Soltice® Multiple Seating
Multiple Seating

Soltice® Multiple Seating
Multiple Seating

	MODEL	Features	MODEL NUMBER: Basic Model (A)	Table Connect (B)	Non-Contrast or Fabric Contrast 1 (C)	Fabric Contrast 2 (D)	Wood Finish (E)	Arm Cap (F)	Fire Code (G)	Moisture Barrier (H)	Approx. Packaged Weight	Grade C.O.M.	Grade C	Grade D	Grade E & C.O.L.	Grade F	Grade G	Grade H	Grade I	Grade J	Grade K	Grade L Leather	Grade M Leather	TB133 add to list price	Moisture Barrier add to list price
 SOMS	**Three Seat Unit (Open Arm)** • Non-contrast C.O.M = 4.5 yd • 1 = Back (Fabric Contrast 1) C.O.M. = 2.75 yd • 2 = Seat (Fabric Contrast 2) C.O.M. = 2 yd	Non-contrast	SOCCC/NC	□□□□	□□□□		□□□	□□□	□□□	□□□	95.0#	$ 4737	$ 4779	$ 4864	$ 4960	$ 5024	$ 5154	$ 5279	$ 5445	$ 5765	$ 6086	$ 6413	$ 7053	$ 684	$ 528
		Contrast	SOCCC/FC	□□□□	□□□□	□□□□	□□□	□□□	□□□	□□□	95.0#	4896	4948	5025	5124	5187	5317	5445	5609	5927	6251	6573	7216	684	528
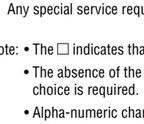 SOMS	**Three Seat Unit (Closed Arm)** • Non-contrast C.O.M = 4.5 yd • 1 = Back and arms (Fabric Contrast 1) C.O.M. = 4.5 yd • 2 = Seat (Fabric Contrast 2) C.O.M. = 2 yd	Non-contrast	SPCCC/NC	□□□□	□□□□		□□□	□□□	□□□	□□□	96.0#	$ 5141	$ 5213	$ 5333	$ 5490	$ 5577	$ 5771	$ 5964	$ 6204	$ 6687	$ 7174	$ 7653	$ 8621	$ 1044	$ 528
		Contrast	SPCCC/FC	□□□□	□□□□	□□□□	□□□	□□□	□□□	□□□	96.0#	5304	5374	5496	5654	5739	5933	6126	6367	6850	7334	7816	8777	1044	528
			Ⓐ	Ⓑ	Ⓒ	Ⓓ	Ⓔ	Ⓕ	Ⓖ	Ⓗ															

HOW TO ORDER

Indicate the following information on order form:
1. Quantity of each item.
2. Model number, including options. See "How To Build a Model Number".
3. Any special service required.

Note: • The □ indicates that a choice is required.
- The absence of the □ indicates that no choice is required.
- Alpha-numeric characters in place of □ indicate that no other alternatives are available.

HOW TO BUILD A MODEL NUMBER

Ⓐ Select basic model.

Ⓑ Select table connection.

NT	- No connecting table
LT	- Left facing table connectors
RT	- Right facing table connectors
LTRT	- Left and Right table connectors

Left connector = right side when seated.
Right connector = left side when seated.

Ⓒ Select non-contrast or fabric contrast 1.
Refer to **ki.com/fabrics**

Ⓓ Select fabric contrast 2.
Refer to **ki.com/fabrics**

Ⓔ Select wood finish color.
Refer to the **Product Color Options** page in this price list.
For Kensington Maple add upcharge.

Ⓕ Select armcaps.

WAC	- Wood armcaps (pair)
PAC	- Black poly; add $401

Upcharge for four armcaps.

Ⓖ Select fire code.

NFR	- Compliance to TB 117-2013
FR	- Compliance to TB 133

See pricing column for TB133 upcharge.

Ⓗ Select moisture barrier.

NMB	- No moisture barrier
MB	- Moisture barrier

See pricing column for moisture barrier upcharge.

KENSINGTON MAPLE UPCHARGE

Kensington Maple requires extended leadtimes.

Model	
SOC/NC	$70
SOC/FC	$70
SOCC/NC	$130
SOCC/FC	$130
SOCCC/NC	$173
SOCCC/FC	$173
SPC/NC	$70
SPC/FC	$70
SPCC/NC	$121
SPCC/FC	$121
SPCCC/NC	$96
SPCCC/FC	$96

INFORMATION

C.O.M. and C.O.L. Requirements
C.O.M. yardage requirements listed above are based on plain goods 54" wide. If less than 54" wide or fabrics requiring matching (stripes, plaids, prints, large patterns), additional yardage will be needed. Consult C.O.M. matrix for additional yardage needed. For C.O.M. fabric sent to KI-High Point on multiple rolls, add an additional yard of fabric per roll to the yardage requirements.

C.O.L. Requirements
Figure 18 sq. ft. of leather (C.O.L.) for each yard shown (i.e., 4.75 x 18 = 85.5 sq ft).

Contrasting Upholstery
When contrasting fabric is chosen, price at highest in-grade.

Minimum Fabric/Leather Quantity
Minimum order for fabric is 1 yard. Minimum order for leather is 1 hide (approximately 50 sq. ft).

California TB133 Fire Safety Code
For California Technical Bulletin 133 compliant models, a Product Modification Request is required. Contact Customer Service for details.

Construction
Frame constructed of kiln-dried lumber and laminated hardwood plywood. Exposed wood components finished with catalyzed varnish (specify finish when ordering). Tight seats and backs sprung with stretch strap webbing stapled into position. Multiple densities of polyurethane foam covered with a layer of .75 super soft foam. Seats, backs and arms are field replaceable.

Note:
For replacement components on Multiple Seating, use Guest Chair replacement parts.

SPECIAL SERVICES

Special Carton Marking

With specially marked information	N/C

Shipping
Ships **assembled, FOB High Point, NC 27263, freight prepaid.** Freight class 175

Specifications and prices are subject to change without prior notice.

Soltice® Multiple Seating
Multiple Seating

Soltice® Multiple Seating
Multiple Seating

	MODEL	MODEL NUMBER Basic Model (A)	Non-Contrast or Fabric Contrast 1 (B)	Wood Finish (C)	Arm Cap (D)	Fire Code (E)	Moisture Barrier (F)	Approx. Packaged Weight	Delivered Pricing	Grade C.O.M.	Grade C	Grade D	Grade E & C.O.L.	Grade F	Grade G	Grade H	Grade I	Grade J	Grade K	Grade L Leather	Grade M Leather	TB133 add to list price	Moisture Barrier add to list price
	Chair Replacement Back	SMS-BK	□□□			□□□	□□□	0.0#	N/A	$ 776	$ 792	$ 814	$ 844	$ 860	$ 895	$ 933	$ 976	$ 1064	$ 1151	$ 1245	$ 1423	$ 181	$ 171
SORP	• Non-contrast C.O.M = 1.25 yd																						
	Chair Replacement Seat	SMS-ST	□□□			□□□	□□□	0.0#	N/A	$ 830	$ 842	$ 857	$ 880	$ 894	$ 923	$ 953	$ 984	$ 1059	$ 1131	$ 1203	$ 1350	$ 166	$ 164
SORP	• Non-contrast C.O.M = 1 yd																						
	Chair Replacement Arm (Open Arm)	SMS-OA/LF		□□□□□□□	□□□			0.0#	$ 485													N/A	N/A
SORP		SMS-OA/RF		□□□□□□□	□□□			0.0#	485													N/A	N/A
	Chair Replacement Arm (Closed Arm)	SMS-CA/LF	□□□	□□□□□□□	□□□	□□□	□□□	0.0#	N/A	$ 728	$ 741	$ 762	$ 777	$ 795	$ 825	$ 853	$ 888	$ 961	$ 1034	$ 1104	$ 1247	$ 115	$ 109
SORP	• Non-contrast C.O.M = 1 yd	SMS-CA/RF	□□□	□□□□□□□	□□□	□□□	□□□	0.0#	N/A	728	741	762	777	795	825	853	888	961	1034	1104	1247	115	109
	Chair Replacement Arm (Armless)	SMS-AL	□□□	□□□□□□□		□□□	□□□	0.0#	N/A	$ 714	$ 730	$ 764	$ 799	$ 827	$ 878	$ 927	$ 988	$ 1114	$ 1238	$ 1363	$ 1615	$ 115	$ 115
SORP	• Non-contrast C.O.M = 1.75 yd																						
	Chair Replacement Armcaps, Wood	SMS-AC		□□□□□□□				0.0#	$ 386													N/A	N/A
SORP																							

Ⓐ Ⓑ Ⓒ Ⓓ Ⓔ Ⓕ

HOW TO ORDER

Indicate the following information on order form:
1. Quantity of each item.
2. Model number, including options. See “How To Build a Model Number”.
3. Any special service required.

Note: • The □ indicates that a choice is required.
- The absence of the □ indicates that no choice is required.
- Alpha-numeric characters in place of □ indicate that no other alternatives are available.

HOW TO BUILD A MODEL NUMBER

Ⓐ Select basic model.

Ⓑ Select non-contrast or fabric contrast 1.
Refer to **ki.com/fabrics**

Ⓒ Select wood finish color.
Refer to the **Product Color Options** page in this price list.

Ⓓ Select armcaps.

WAC	- Wood armcaps (pair)
PAC	- Black poly; add $202

Upcharge for two armcaps.

Ⓔ Select fire code.

NFR	- Compliance to TB 117-2013
FR	- Compliance to TB 133

See pricing column for TB133 upcharge.

Ⓕ Select moisture barrier.

NMB	- No moisture barrier
MB	- Moisture barrier

See pricing column for moisture barrier upcharge.

KENSINGTON MAPLE UPCHARGE

Kensington Maple requires extended leadtimes.

Model	
SMS-OA	$130
SMS-AC	$173

UPHOLSTERY INFORMATION

C.O.M. Requirements
C.O.M. yardage requirements listed above are based on plain goods 54” wide. If less than 54” wide or fabrics requiring matching (stripes, plaids, prints, large patterns), additional yardage will be needed. Consult C.O.M. matrix for additional yardage needed. For C.O.M. fabric sent to KI-High Point on mulitple rolls, add an additional yard of fabric per roll to the yardage requirements.

C.O.L. Requirements
Figure 18 sq. ft. of leather (C.O.L.) for each yard shown (i.e, 4.75 x 18 = 85.5 sq. ft).

Contrasting Upholstery
When contrasting fabric is chosen, price at highest in-grade.

Minimum Fabric/Leather Quantity
Minimum order for fabric is 1 yard. Minimum order for leather is 1 hide (approximately 50 sq. ft).

Californina TB133 Fire Safety Code
For California Technical Bulletin 133 compliant models, a Product Modification Request is required. Contact Customer Service for details.

Construction
Frames are constructed of kiln-dried lumber and laminated hardwood plywood. Express wood components finished with catalyzed varnish (specify finish when ordering). Tight seats and backs sprung with stretch strap webbing stapled into position. Multiple densities of polyurethane foam covered with a layer of .75 super soft foam. Seats, backs and arms are field-replaceable.

SPECIAL SERVICES

Special Carton Marking

With specially marked information	N/C

Shipping
Ships **assembled, FOB High Point, NC 27263, freight prepaid.** Freight class 175

Specifications and prices are subject to change without prior notice.

Soltice® Multiple Seating
Connecting Tables

Soltice® Multiple Seating
Connecting Tables

	MODEL	Features	MODEL NUMBER Basic Model	Wood Finish	Laminate Color	Approx. Packaged Weight	Delivered Pricing
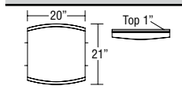	**Center Connection Table** • 18" height	Laminate Top	ST.L	□□□	□□□	31.0#	$ 1033
		Wood Veneer Top	ST.V	□□□		31.0#	1080
SLCT							
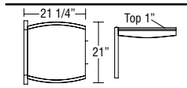	**End Table-Left** • 18" height	Laminate Top	ST.L.L	□□□	□□□	40.0#	$ 1252
		Wood Veneer Top	ST.L.V	□□□		40.0#	1295
SLCT							
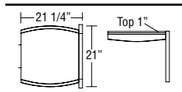	**End Table-Right** • 18" height	Laminate Top	ST.R.L	□□□	□□□	40.0#	$ 1252
		Wood Veneer Top	ST.R.V	□□□		40.0#	1295
SLCT							
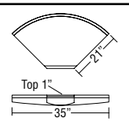	**90 Degree Connector Table-Inside** • 18" height	Laminate Top	ST90.I.L	□□□	□□□	26.0#	$ 1424
		Wood Veneer Top	ST90.I.V	□□□		26.0#	1493
SLCT							
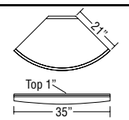	**90 Degree Connector Table-Outside** • 18" height	Laminate Top	ST90.O.L	□□□	□□□	26.0#	$ 1424
		Wood Veneer Top	ST90.O.V	□□□		26.0#	1493
SLCT							
			Ⓐ	Ⓑ	Ⓒ		

HOW TO ORDER

Indicate the following information on order form:
1. Quantity of each item.
2. Model number, including options. See "How To Build a Model Number".
3. Any special service required.

Note: • The □ indicates that a choice is required.
- The absence of the □ indicates that no choice is required.
- Alpha-numeric characters in place of □ indicate that no other alternatives are available.

HOW TO BUILD A MODEL NUMBER

Ⓐ Select basic model.

Ⓑ Select wood finish color.
Refer to the **Product Color Options** page in this price list.
For Kensington Maple add upcharge.

Ⓒ Select laminate color.
Refer to the **Product Color Options** page in this price list.

KENSINGTON MAPLE UPCHARGE

Kensington Maple Upcharge

Kensington Maple requires extended leadtimes.

Model	
ST.L	$67
ST.V	$67
ST.L.L	$96
ST.L.V	$96
ST.R.L	$96
ST.R.V	$96
ST90.I.L	$113
ST90.I.V	$113
ST90.O.L	$113
ST90.O.V	$113

Construction
Constructed of kiln-dried hardwood and veneers.

SPECIAL SERVICES

Special Carton Marking

With specially marked information N/C

Shipping
Ships **assembled, FOB High Point, NC 27263, freight prepaid.** Freight class 175

Specifications and prices are subject to change without prior notice.

Soltice® Occasional Tables
General Information



Soltice® (Contemporary)

Dimensions	
Overall width	24"
Overall depth	24"
Overall height	22"

FINISH INFORMATION

Color Match
KI offers the additional option of color matching paint, polypropylene, or wood stain through Product Modification Requests. Contact Service for detials.

INFORMATION

Warranty
Refer to KI Terms & Conditions document or visit ki.com

Soltice® Occasional Tables
Product Color Options

Wood Finish - Core

Cherry Storm on Beech	BCX
Cinnamon on Beech	BCN
Cocoa on Beech	BCA
Eclypse Black on Beech	BEB
Florence Walnut on Beech	BFC
Kensington Maple on Maple	MMA
Monticello Maple on Beech	BMT
Natural on Beech	BNA
River Cherry on Beech	BRY

Surface Finish - Laminate

Belair	LBQ
Biltmore Cherry	LBT
Black	LBK
Brighton Walnut	LBW
Canyon Zephyr	LCA
Castle Oak	LCO
Casual Linen	LCU
Cherry Storm	LCX
Classic Linen	LCI
Cloud Zephyr	LCL
Cocobala	LCC
Crisp Linen	LRI
Desert Zephyr	LDZ
Dove Grey	LDG
Fired Steel	LIL
Flax Linen	LXF
Florence Walnut	LFC
Forged Steel	LOL
Friston Ash	LFH
Frosty White	LFW
Graphite Nebula	LGN
Grey	LGE
High Rise	LHE
Hollyberry	LHY
Irish Linen	LIH
Island	LID
Italian Silver Ash	LIT
Kensington Maple	LKM
Lapis Blue	LLB
Markerboard White	LMK
Misted Zephyr	LMR
Monticello Maple	LMT
Nickel Evolv	LNV
North Sea	LNA
Ocean	LON
Pearl Bisque	LPB
Pearl Silver	LPS
Pressed Linen	LPR
River Cherry	LRY
Rugged Linen	LRG
Satin Stainless	LSS
Shadow Zephyr	LSR
Silicon evolv	LSV
Sterling Ash	LAZ
Tailored Linen	LTL
Titanium evolv	LTV
White Nebula	LWL
White Sand	LWN
Windsor Mahogany	LWY

Recommended Surface Colors - Laminate To Coordinate with Wood Finishes

Cherry Storm (LCX) with Cherry Storm on Maple (BCX/MCX)
Cocobala (LCC) with Cocoa on Beech (BCA)
Kensington Maple (LKM) with Kensington Maple on Maple (MMA)
Monticello Maple (LMT) with Monticello Maple on Beech (BMT/MMT)
Windsor Mahogany (LWY) with Cinnamon on Beech (BCN)
River Cherry (LRY) with River Cherry on Beech (BRY/MRY)

The specifier must choose which laminate to coordinate with Natural on Beech (NATURAL).

Soltice® Occasional Tables
Occasional Tables

Soltice® Occasional Tables
Occasional Tables

	MODEL	Features	D x W	MODEL NUMBER Basic Model	MODEL NUMBER Wood Finish	Approx. Packaged Weight	Delivered Pricing
 SLFS	**Rectangular End Table - Wood Veneer Top**	18" Table Height	20 x 24"	8503	□□□	40.0#	$ 1555
 SLFS	**Rectangular End Table - Wood Veneer Top**	22" Table Height	20 x 24"	8504	□□□	40.0#	$ 1555
 SLFS	**Square Lamp Table - Wood Veneer Top**	22" Table Height	24 x 24"	8502	□□□	40.0#	$ 1627
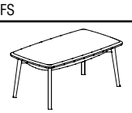 SLFS	**Rectangular Coffee Table - Wood Veneer Top**	18" Table Height	24 x 42"	8501	□□□	50.0#	$ 1924
				Ⓐ	Ⓑ		

HOW TO ORDER

Indicate the following information on order form:
1. Quantity of each item.
2. Model number, including options. See "How To Build a Model Number".
3. Any special service required.

Note: • The □ indicates that a choice is required.
- The absence of the □ indicates that no choice is required.
- Alpha-numeric characters in place of □ indicate that no other alternatives are available.

HOW TO BUILD A MODEL NUMBER

Ⓐ Select basic model.

Ⓑ Select wood finish color.
Refer to the **Product Color Options** page in this price list.
For Kensington Maple add upcharge.

KENSINGTON MAPLE UPCHARGE

Kensington Maple requires extended leadtimes.

Model	
8501	$197
8502	$163
8503	$146
8504	$163
8505	$178
8506	$146
8507	$137
8508	$146

INFORMATION

Construction
Wood base of solid Beech hardwood with top of wood veneers, or solid wood edge with plastic laminate top.

SPECIAL SERVICES

Special Carton Marking

With specially marked information	N/C

Shipping
Ships **assembled, FOB High Point, NC 27263, freight prepaid.** Freight class 175

Specifications and prices are subject to change without prior notice.

Soltice® Occasional Tables
Occasional Tables

Soltice® Occasional Tables
Occasional Tables

	MODEL	Features	D x W	MODEL NUMBER Basic Model Ⓐ	MODEL NUMBER Laminate Color Ⓑ	Approx. Packaged Weight	Delivered Pricing
	**Rectangular End Table - Laminate Top**	18" Table Height	20 x 24"	8507	□□□	40.0#	$ 1431
SLFS							
	**Rectangular End Table - Laminate Top**	22" Table Height	20 x 24"	8508	□□□	40.0#	$ 1431
SLFS							
	**Square Lamp Table - Laminate Top**	22" Table Height	24 x 24"	8506	□□□	40.0#	$ 1466
SLFS							
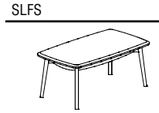	**Rectangular Coffee Table - Laminate Top**	18" Table Height	24 x 42"	8505	□□□	50.0#	$ 1742
SLFS							

HOW TO ORDER

Indicate the following information on order form:
1. Quantity of each item.
2. Model number, including options. See "How To Build a Model Number".
3. Any special service required.

Note: • The □ indicates that a choice is required.
- The absence of the □ indicates that no choice is required.
- Alpha-numeric characters in place of □ indicate that no other alternatives are available.

HOW TO BUILD A MODEL NUMBER

Ⓐ Select basic model.

Ⓑ Select laminate color.
Refer to the **Product Color Options** page in this price list.

KENSINGTON MAPLE UPCHARGE

Kensington Maple requires extended leadtimes.

Model	
8501	$197
8502	$163
8503	$146
8504	$163
8505	$178
8506	$146
8507	$137
8508	$146

INFORMATION

Construction
Wood base of solid Beech hardwood with top of wood veneers, or solid wood edge with plastic laminate top.

SPECIAL SERVICES

Special Carton Marking

With specially marked information	N/C

Shipping
Ships **assembled, FOB High Point, NC 27263, freight prepaid.** Freight class 175

Specifications and prices are subject to change without prior notice.

1330 Bellevue Street
P.O. Box 8100
Green Bay, WI 54308-8100
800.424.2432
ki.com

KI and Furnishing Knowledge are registered
trademarks of Krueger International, Inc.

© 2020 Krueger International, Inc.
All Rights Reserved.
Code KI-PLW-000424/KI/PDF

Furnishing Knowledge®

SOLTÍCE® METAL COLLECTION

PRICE LIST
September 3, 2014
Updated October 3, 2022

800.424.2432

Contents

Refer to KI Terms & Conditions document or visit ki.com.

Contents

Refer to KI Terms & Conditions document or visit ki.com.

Ordering COM, COL and COV

Information 3

Soltice® Metal

Multiple Seating General Information 4
Multiple Seating Color Options 9
Multiple Seating 10
Multiple Seating - Three Seat Spanner 20
Multiple Seating Add-on 22
Laminate Connecting Tables 34
Veneer Connecting Tables 36
Solid Surface Connecting Tables 38
Lobby and Lounge Seating General Information 40
Lobby and Lounge Seating Color Options 42
Lobby and Lounge Seating 43
Occasional Tables General Information 46
Occasional Tables Color Options 47
Laminate Club Tables 48
Laminate Lamp Tables 49
Laminate Coffee & Consolel Tables 50
Veneer Club Tables 51
Veneer Lamp Tables 52
Veneer Coffee & Console Tables 53
Solid Surface Club Tables 54
Solid Surface Lamp Tables 55
Solid Surface Coffee & Console Tables 56
Healthcare Seating General Information 57
Healthcare Seating Color Options 58
Healthcare Seating 59

Customer's Own Material ■

Specifications Form

January 2017

All fabrics, including COM, COL, KOM and in grades will be applied at the factory's discretion. If a pattern or stripe is to be applied in a certain direction, the customer MUST specify this in writing on the P.O. and attach a sample of the fabric with it running in the application direction to the P.O. Specifying fabric direction may increase the amount of COM or KOM yardage required. Check with KI Customer Service to see if an increase in yardage is necessary BEFORE specifying, ordering and sending COM and COL to the factory or having KOM quoted.

ALL C.O.M AND C.O.L SHIPMENTS MUST BE PREPAID TO:

KI
217 Feld Avenue
High Point, NC 27263

COM and COL must be identified as follows:
1. Name and address
2. Your purchase order number
3. Our style number to which fabric is to be applied
4. Supplier name and fabric name, number, and color

COLLECT SHIPMENTS WILL BE REFUSED.

SHIPMENT SCHEDULE WILL BE GIVEN WHEN ALL FABRIC IS RECEIVED FOR ENTIRE ORDER

YARDAGE REQUIREMENTS LISTED IN PRICE LIST ARE BASED ON PLAIN GOODS 54" WIDE. Fabrics less than 54" wide, or those requiring matching (stripes, plaids, prints, large patterns) will require additional yardage based on the fabric used and the item ordered. CONSULT MATRIX BELOW FOR ADDITIONAL YARDAGE NEEDED.

C.O.M. INCREASE MATRIX (The yardage matrix is also applicable to any reservations of KI Ingrade, Pallas, or KOM upholsteries).

This table is a general guide.

FABRIC WIDTH	PLAIN FABRIC	UNDER 7" REPEAT	8"-13" REPEAT	14"-21" REPEAT	22"-27" REPEAT	28"-33" REPEAT	34"-40" REPEAT	41"-48" REPEAT
54"	0	20%	25%	30%	45%	55%	70%	80%
51"-53"	15%	25%	30%	35%	50%	60%	80%	90%
48"-50"	20%	30%	35%	40%	55%	65%	85%	95%
45"-47"	30%	45%	50%	55%	60%	80%	90%	100%
36"-44"	50%	65%	70%	75%	80%	100%	110%	120%

FABRIC WITH DOUBLE REPEAT: IF USING A FABRIC WITH A DOUBLE REPEAT, PLEASE FOLLOW THIS FORMULA: TAKE THE TOTAL AMOUNT OF THE LARGER AND HALF OF THE SMALLER REPEAT; ADD TOGETHER TO FIND THE CORRECT OVERALL REPEAT. EXAMPLE: 10" VERTICAL WITH 14" HORIZONTAL WOULD BE 14+5=19.

IF FABRIC COMES IN ON MULTIPLE ROLLS, ONE ADDITIONAL YARD PER ROLL NEEDS TO BE ADDED TO THE YARDAGE REQUIREMENT.

SPECIAL NOTE: WE CAN ASSUME NO RESPONSIBILITY FOR THE DURABILITY OR TAILORING QUALITY OF CUSTOMER FURNISHED COVERINGS (C.O.M.) OR KOM. KOM: is fabric that KI will purchase for you at jobber's price (net) plus a nominal charge for handling, shipping, and managing.

1330 Bellevue Street • P. O. Box 8100 • Green Bay, WI 54308-8100 • Tel 1-800-424-2432 • www.ki.com

© 2012 KI All Rights Reserved • Litho in USA • Code KI-11588R4/KI/PDF/1216

Furnishing Knowledge®

Ordering COM, COL and COV
Information

Customer's Own Material ■

Specifications Form

January 2017

ADDITIONAL NOTES:
- Orders cannot go into production without the information listed at right.
- Attach memo sample to this approval sheet.
- If your order has been placed, list PO# _____
- The cost of the COM sample will be paid by the client.
- Even after preliminary approval, KI reserves the right to reject COM/COL if necessary when the quality is not satisfactory for the product to be upholstered. KI assumes no responsibility for its overall appearance, flammability, durability, color fastness or any other quality after upholstered on a KI product.

ALL COM MUST BE APPROVED.
Photocopy this form and submit with COM fabric for approval:

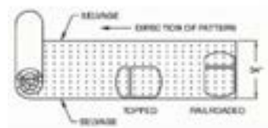

(This fabric approval is for the purpose of advising how to apply your COM fabric, verify yardage required, and suitability.)

YOUR COMPANY NAME_____

PHONE_____ FAX _____

Material Supplier_____

Material Name_____ Number _____

Material Color _____ Width _____

Vertical Repeat _____ Horizontal Repeat _____

Fiber Content _____

Direction Stripe/Pattern to be applied _____

COM TO BE USED ON THE FOLLOWING:

QTY PRODUCT NAME/NUMBER

_____ _____

_____ _____

_____ _____

_____ _____

_____ _____

1330 Bellevue Street • P. O. Box 8100 • Green Bay, WI 54308-8100 • Tel 1-800-424-2432 • www.ki.com

© 2012 KI All Rights Reserved • Litho in USA • Code KI-11588R4/KI/PDF/1216

Furnishing Knowledge®

Soltice® Metal
Multiple Seating General Information



	One Seat - Open Arm (SOMC)	Two Seat - Open Arm (SOMCC)	Three Seat - Open Arm (SOMCCC)	One Seat - Closed Arm (SPMC)	Two Seat - Closed Arm (SPMCC)	Three Seat - Closed Arm (SPMCCC)
General Dimensions						
Seat width	21"	21" each	21" each	21"	21" each	21" each
Seat depth	17-1/2"	17-1/2"	17-1/2"	17-1/2"	17-1/2"	17-1/2"
Seat height	19"	19"	19"	19"	19"	19"
Arm width	1-7/8"	1-7/8"	1-7/8"	1-7/8"	1-7/8"	1-7/8"
Arm height	27-1/2"	27-1/2"	27-1/2"	27-1/2"	27-1/2"	27-1/2"
Overall Dimensions						
Width	24-1/2"	47"	69-1/2"	24-1/2"	47"	69-1/2"
Depth	23-1/2"	23-1/2"	23-1/2"	23-1/2"	23-1/2"	23-1/2"
Height	33-13/16"	33-13/16"	33-13/16"	33-13/16"	33-13/16"	33-13/16"

Multiple Seating Chair Connection Brackets (Example)

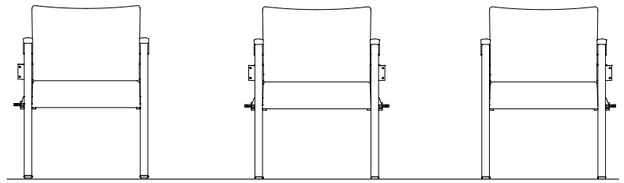

/LC = Left Facing Chair Connection

/LCRC = Left & Right Facing Chair Connection

/RC = Right Facing Chair Connection



	Bariatric - Open Arm (SOMB)	Bariatric - Closed Arm (SPMB)	Loveseat - Open Arm (SOM33)	Loveseat - Closed Arm (SPM33)	Spanner - Open Arm (SOM3S)	Spanner - Closed Arm (SPM3S)
General Dimensions						
Seat width	30"	30"	41"	41"	66"	66"
Seat depth	17-1/2"	17-1/2"	17-1/2"	17-1/2"	17-1/2"	17-1/2"
Seat height	19"	19"	19"	19"	19"	19"
Arm width	1-7/8"	1-7/8"	1-7/8"	1-7/8"	1-7/8"	1-7/8"
Arm height	27-1/2"	27-1/2"	27-1/2"	27-1/2"	27-1/2"	27-1/2"
Overall Dimensions						
Width	33"	33"	44"	44"	69-1/2"	69-1/2"
Depth	23-1/2"	23-1/2"	23-1/2"	23-1/2"	23-1/2"	23-1/2""
Height	33-13/16"	33-13/16"	33-13/16"	33-13/16"	33-13/16"	33-13/16"

UPHOLSTERY INFORMATION

C.O.M. Fabric
For C.O.M. fabric sent to KI-High Point on multiple rolls, add an additional yard of fabric per roll to the yardage requirements. Multiple rolls have shorter pieces of fabric on them and do not allow nesting and stacking of the fabric to achieve the best yeild as is done with one large roll. This results in yardage shortages and requests for additional fabric from the client, which can delay an order. For each roll that is sent, one yard needs to be added to one of the rolls, not separately.

Fabric Disclaimer
Fabric will be applied as swatched by the fabric manufacturer. Fabric that is required to be applied differently than is swatched will need a Product Modification Request written specifying the direction the fabric is to be applied.

FINISH INFORMATION

Color Match
KI offers the additional option of color matching paint, polypropylene, or wood stain through Product Modification Requests. Contact Customer Service for details.

INFORMATION

Warranty
Refer to KI Terms & Conditions document or visit ki.com

Soltice® Metal
Multiple Seating General Information

	One Seat Add-on Open Arm (SOMACL/SOMACR)	Two Seat Add-on Open Arm (SOMACCL/SOMACCR)	Three Seat Add-on Open Arm (SOMACCCL/SOMACCCR)	One Seat Add-on Closed Arm (SPMACL/SPMACR)	Two Seat Add-on Closed Arm (SPMACCL/SPMACCR)	Three Seat Add-on Closed Arm (SPMACCCL/SPMACCCR)
General Dimensions						
Seat width	21"	21" each	21" each	21"	21" each	21" each
Seat depth	17-1/2"	17-1/2"	17-1/2"	17-1/2"	17-1/2"	17-1/2"
Seat height	19"	19"	19"	19"	19"	19"
Arm width	1-7/8"	1-7/8"	1-7/8"	1-7/8"	1-7/8"	1-7/8"
Arm height	27-1/2"	27-1/2"	27-1/2"	27-1/2"	27-1/2"	27-1/2"
Overall Dimensions						
Width	22-1/2"	45-1/2"	68"	22-1/2"	45-1/2"	68"
Depth	23-1/2"	23-1/2"	23-1/2"	23-1/2"	23-1/2"	23-1/2"
Height	33-13/16"	33-13/16"	33-13/16"	33-13/16"	33-13/16"	33-13/16"

UPHOLSTERY INFORMATION

C.O.M. Fabric
For C.O.M. fabric sent to KI-High Point on multiple rolls, add an additional yard of fabric per roll to the yardage requirements. Multiple rolls have shorter pieces of fabric on them and do not allow nesting and stacking of the fabric to achieve the best yeild as is done with one large roll. This results in yardage shortages and requests for additional fabric from the client, which can delay an order. For each roll that is sent, one yard needs to be added to one of the rolls, not separately.

Fabric Disclaimer
Fabric will be applied as swatched by the fabric manufacturer. Fabric that is required to be applied differently than is swatched will need a Product Modification Request written specifying the direction the fabric is to be applied.

FINISH INFORMATION

Color Match
KI offers the additional option of color matching paint, polypropylene, or wood stain through Product Modification Requests. Contact Customer Service for details.

INFORMATION

Warranty
Refer to KI Terms & Conditions document or visit ki.com

Soltice® Metal
Multiple Seating General Information

Multiple Seating (Open Arm/ Closed Arm)

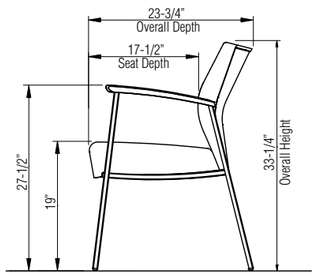

Multiple Seating - All Models

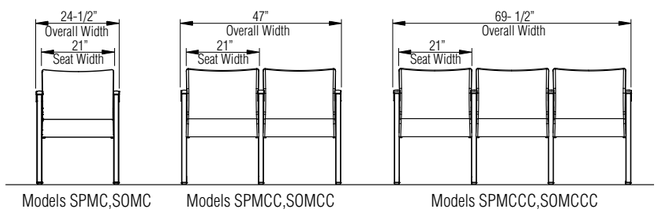

Models SPMC,SOMC Models SPMCC,SOMCC Models SPMCCC,SOMCCC

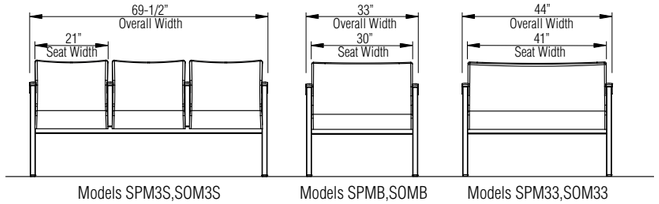

Models SPM3S,SOM3S Models SPMB,SOMB Models SPM33,SOM33

Left Facing Add On Multiple Seating (Open Arm/ Closed Arm)

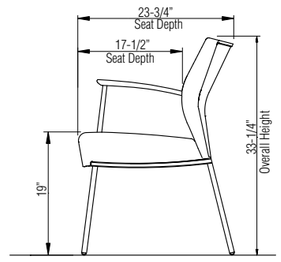

Add On Multiple Seating - All Models

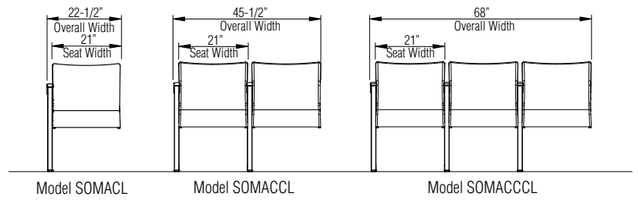

Model SOMACL Model SOMACCL Model SOMACCCL

Right Facing Add On Multiple Seating (Open Arm/ Closed Arm)

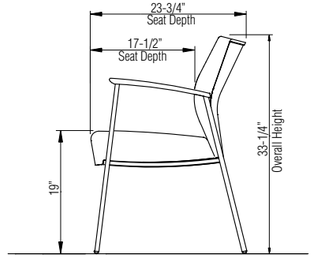

Add On Multiple Seating - All Models

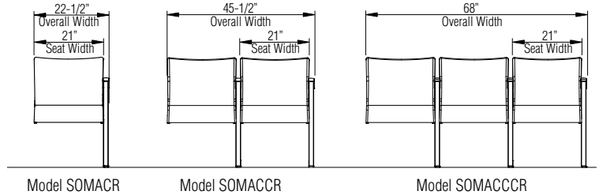

Model SOMACR Model SOMACCR Model SOMACCCR

Soltice® Metal
Multiple Seating General Information

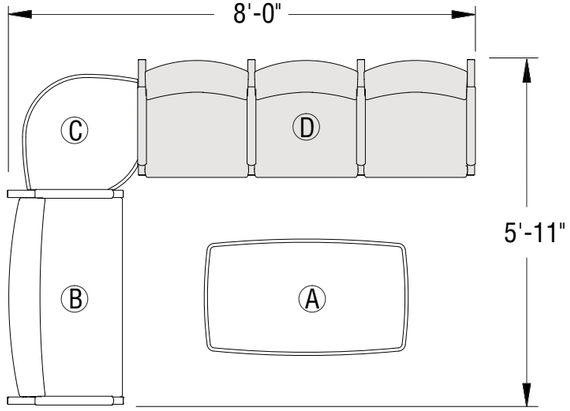

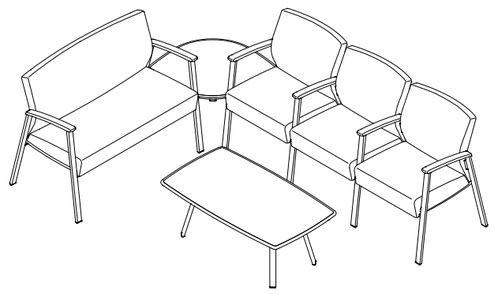

ITEM	QTY	MODEL
A	1	2221
B	1	SOM33RT
C	1	SM90IN
D	1	SOMCCCLT

Typical One Configuration

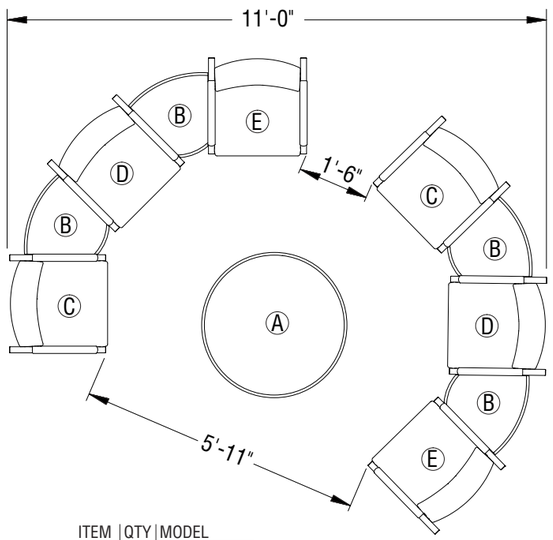



ITEM	QTY	MODEL
A	1	2205
B	4	SM45IN
C	2	SOMCRT
D	2	SOMCLTRT
E	2	SOMCLT

Typical Two Configuration

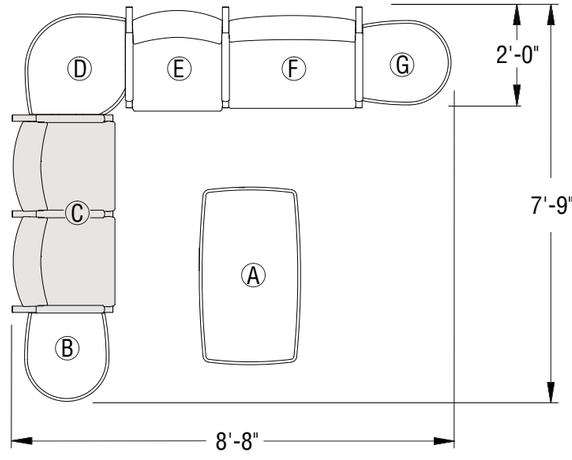



ITEM	QTY	MODEL
A	1	2221
B	1	SMETL
C	1	SOMCCLTRT
D	1	SM90IN
E	1	SOMACLT
F	1	SOMBLCRT
G	1	SMETR

Typical Three Configuration

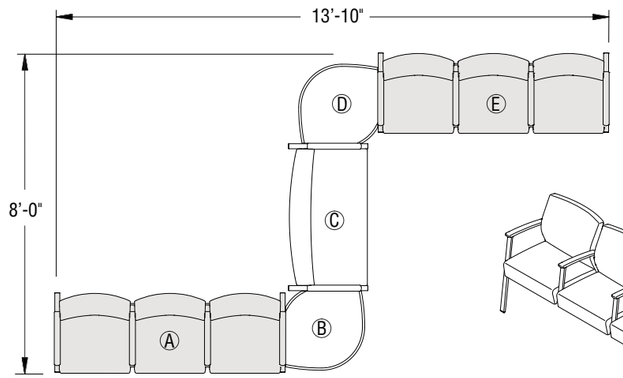

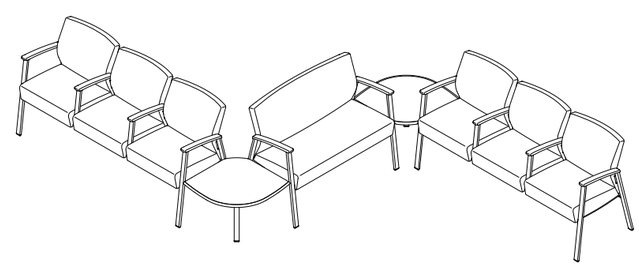

ITEM	QTY	MODEL
A	1	SOM3SRT
B	1	SM90OUT
C	1	SOM33LTRT
D	1	SM90IN
E	1	SOM3SLT

Typical Four Configuration

Soltice® Metal
Multiple Seating General Information

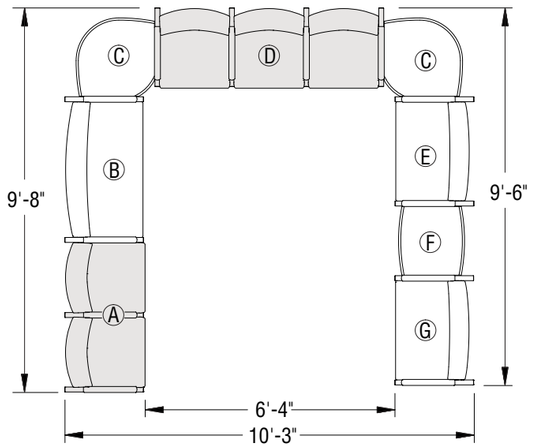

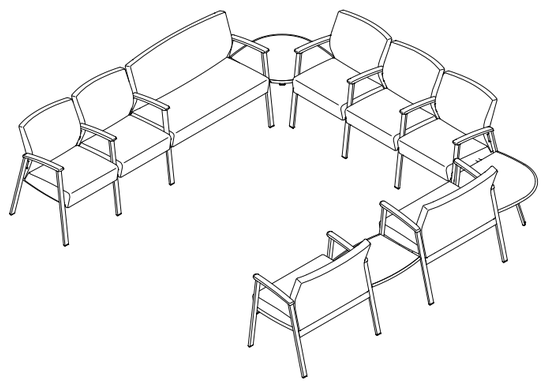

ITEM	QTY	MODEL
A	1	SOMACCL
B	1	SOM33LCRT
C	2	SM90IN
D	1	SOMCCCLTRT
E	1	SOMBLTRT
F	1	SMCCT
G	1	SOMBLT

Typical Five Configuration

Soltice® Metal
Multiple Seating Color Options

Base Finish

Black	BL
Blue Grey	GR
Bronze Metallic	ZM
Cayenne	CY
Champagne Metallic	CM
Cool Grey	CG
Cottonwood	CO
Earthen Clay	EY
Espresso Metallic	EX
Everglade Shade	EV
Flannel	FN
Glitz Metallic	GZ
Hazy Jade	HJ
Honey Bee	HY
Light Tone	LG
Mardi Gras	MG
Misty Brown	MY
Nemo	NE
Nordic	ND
Poppy Red	PR
Purple Haze	PH
Rubber Ducky	RK
Sand	SA
Sky Blue	SK
Starlight Silver Metallic	SX
Surf's Up	SP
Twilight Shadow	TI
Ultra Blue	UB
Warm Grey	WG
Zesty Lime	ZL

Wood Armcap Finish

Cherry Storm on Beech	BCX
Cinnamon on Beech	BCN
Cocoa on Beech	BCA
Eclypse Black on Beech	BEB
Florence Walnut on Beech	BFC
Kensington Maple on Maple	MMA
Monticello Maple on Beech	BMT
Natural on Beech	BNA
River Cherry on Beech	BRY

Kensington Maple requires an upcharge.

Glide Color

Flannel (Dark Grey)	NGFN
Natural (Cream)	NGNT

Soltice® Metal
Multiple Seating

Soltice® Metal
Multiple Seating

	Features	MODEL NUMBER Basic Model	Non-Contrast or Fabric Contrast 1	Fabric Contrast 2	Base Finish	Arm Cap	Wood Finish	Glide Color	Moist. Barrier	Approx. Packaged Weight	Grade C.O.M.	Grade C	Grade D	Grade E & C.O.L.	Grade F	Grade G	Grade H	Grade I	Grade J	Grade K	Grade L Leather	Grade M Leather	Moisture Barrier add to list price
	No Connector	SOMC/NC	□□□□		□□	□□	□□	□□	□□	50.0#	$ 1391	$ 1466	$ 1488	$ 1513	$ 1529	$ 1561	$ 1593	$ 1631	$ 1711	$ 1792	$ 1874	$ 2033	$ 212
	Left Facing Chair Connector	SOMCLC/NC	□□□□		□□	□□	□□	□□	□□	50.0#	1391	1466	1488	1513	1529	1561	1593	1631	1711	1792	1874	2033	212
	Right Facing Chair Connector	SOMCRC/NC	□□□□		□□	□□	□□	□□	□□	50.0#	1391	1466	1488	1513	1529	1561	1593	1631	1711	1792	1874	2033	212
	Left Facing Table Connector	SOMCLT/NC	□□□□		□□	□□	□□	□□	□□	50.0#	1391	1466	1488	1513	1529	1561	1593	1631	1711	1792	1874	2033	212
	Right Facing Table Connector	SOMCRT/NC	□□□□		□□	□□	□□	□□	□□	50.0#	1391	1466	1488	1513	1529	1561	1593	1631	1711	1792	1874	2033	212
	Left and Right Facing Chair Connector	SOMCLCRC/NC	□□□□		□□	□□	□□	□□	□□	50.0#	1391	1466	1488	1513	1529	1561	1593	1631	1711	1792	1874	2033	212
	Left and Right Facing Table Connector	SOMCLTRT/NC	□□□□		□□	□□	□□	□□	□□	50.0#	1391	1466	1488	1513	1529	1561	1593	1631	1711	1792	1874	2033	212
SMMC	Left Face Chair/Right Face Table Connector	SOMCLCRT/NC	□□□□		□□	□□	□□	□□	□□	50.0#	1391	1466	1488	1513	1529	1561	1593	1631	1711	1792	1874	2033	212
One Seat (Open Arm) Non-Contrast	Left Face Table/ Right Face Chair Connector	SOMCLTRC/NC	□□□□		□□	□□	□□	□□	□□	50.0#	1391	1466	1488	1513	1529	1561	1593	1631	1711	1792	1874	2033	212
• Non-contrast C.O.M = 1.5 yd																							
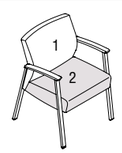	No Connector	SOMC/FC	□□□□	□□□□	□□	□□	□□	□□	□□	50.0#	$ 1447	$ 1524	$ 1544	$ 1570	$ 1585	$ 1617	$ 1648	$ 1689	$ 1770	$ 1850	$ 1931	$ 2093	$ 212
	Left Facing Chair Connector	SOMCLC/FC	□□□□	□□□□	□□	□□	□□	□□	□□	50.0#	1447	1524	1544	1570	1585	1617	1648	1689	1770	1850	1931	2093	212
	Right Facing Chair Connector	SOMCRC/FC	□□□□	□□□□	□□	□□	□□	□□	□□	50.0#	1447	1524	1544	1570	1585	1617	1648	1689	1770	1850	1931	2093	212
	Left Facing Table Connector	SOMCLT/FC	□□□□	□□□□	□□	□□	□□	□□	□□	50.0#	1447	1524	1544	1570	1585	1617	1648	1689	1770	1850	1931	2093	212
	Right Facing Table Connector	SOMCRT/FC	□□□□	□□□□	□□	□□	□□	□□	□□	50.0#	1447	1524	1544	1570	1585	1617	1648	1689	1770	1850	1931	2093	212
	Left and Right Facing Chair Connector	SOMCLCRC/FC	□□□□	□□□□	□□	□□	□□	□□	□□	50.0#	1447	1524	1544	1570	1585	1617	1648	1689	1770	1850	1931	2093	212
	Left and Right Facing Table Connector	SOMCLTRT/FC	□□□□	□□□□	□□	□□	□□	□□	□□	50.0#	1447	1524	1544	1570	1585	1617	1648	1689	1770	1850	1931	2093	212
SMMC	Left Face Chair/Right Face Table Connector	SOMCLCRT/FC	□□□□	□□□□	□□	□□	□□	□□	□□	50.0#	1447	1524	1544	1570	1585	1617	1648	1689	1770	1850	1931	2093	212
One Seat (Open Arm) Contrast	Left Face Table/ Right Face Chair Connector	SOMCLTRC/FC	□□□□	□□□□	□□	□□	□□	□□	□□	50.0#	1447	1524	1544	1570	1585	1617	1648	1689	1770	1850	1931	2093	212
• 1 = Back (Fabric Contrast 1) C.O.M. = 1.25 yd																							
• 2 = Seat (Fabric Contrast 2) C.O.M. = 1 yd																							
		Ⓐ	Ⓑ	Ⓒ	Ⓓ	Ⓔ	Ⓕ	Ⓖ	Ⓗ														

HOW TO ORDER

Indicate the following information on order form:
1. Quantity of each item.
2. Model number, including options. See "How To Build a Model Number".
3. Any special service required.

Note: • The □ indicates that a choice is required.
- The absence of the □ indicates that no choice is required.
- Alpha-numeric characters in place of □ indicate that no other alternatives are available.

HOW TO BUILD A MODEL NUMBER

Ⓐ Select basic model.

Ⓑ Select non-contrast or fabric contrast 1.
Refer to **ki.com/fabrics**

Ⓒ Select fabric contrast 2.
Refer to **ki.com/fabrics**

Ⓓ Select base finish color.
Refer to the **Product Color Options** page in this price list.

Ⓔ Select armcaps.

WAC	- Wood armcaps (pair)
SAC	- Solid surface; add $652
PACBL	- Black poly; add $86
PACSA	- Sand poly; add $86
PACWG	- Warm Grey poly; add $86

Upcharge for two armcaps.
Solid surface armcap color is always Corian™ white.

Ⓕ Select wood finish color.
Refer to the **Product Color Options** page in this price list.
Wood finish selection is for wood armcaps.
For Kensington Maple add upcharge.

Ⓖ Select nylon glide color.

NGFN	- Flannel (Dark Grey)
NGNT	- Natural (Cream)

Ⓗ Select moisture barrier.

MB	- Moisture barrier
NMB	- No moisture barrier

See pricing column for moisture barrier upcharge.

California TB133 Fire Safety Code

For California Technical Bulletin 133 compliant models, a Product Modification Request is required. Contact Customer Service for details.

Model	
All variations of One Seat Models:	
SOMC	$251
SPMC	$280
All variations of Two Seat Models:	
SOMCC	$312
SPMCC	$353
All variations of Three Seat Models:	
SOMCCC	$372
SPMCCC	$422

KENSINGTON MAPLE UPCHARGE

Kensington Maple requires extended leadtimes.

Model	
All variations of One Seat Models:	
SOMC	$57
SPMC	$57
All variations of Two Seat Models:	
SOMCC	$86
SPMCC	$86
All variations of Three Seat Models:	
SOMCCC	$115
SPMCCC	$115

SPECIAL SERVICES

Special Carton Marking

With specially marked information	N/C

Shipping

Ships **assembled, FOB High Point, NC 27263, freight prepaid.** Freight class 175

Specifications and prices are subject to change without prior notice.

Soltice® Metal
Multiple Seating

Soltice® Metal
Multiple Seating

	Features	MODEL NUMBER Basic Model	Non-Contrast or Fabric Contrast 1	Fabric Contrast 2	Base Finish	Arm Cap	Wood Finish	Glide Color	Moist. Barrier	Approx. Packaged Weight	Grade C.O.M.	Grade C	Grade D	Grade E & C.O.L.	Grade F	Grade G	Grade H	Grade I	Grade J	Grade K	Grade L Leather	Grade M Leather	Moisture Barrier add to list price
	No Connector	SPMC/NC	□□□□		□□	□□	□□	□□	□□	55.0#	$ 1655	$ 1772	$ 1802	$ 1837	$ 1860	$ 1910	$ 1957	$ 2018	$ 2139	$ 2259	$ 2379	$ 2619	$ 222
	Left Facing Chair Connector	SPMCLC/NC	□□□□		□□	□□	□□	□□	□□	55.0#	1655	1772	1802	1837	1860	1910	1957	2018	2139	2259	2379	2619	222
	Right Facing Chair Connector	SPMCRC/NC	□□□□		□□	□□	□□	□□	□□	55.0#	1655	1772	1802	1837	1860	1910	1957	2018	2139	2259	2379	2619	222
	Left Facing Table Connector	SPMCLT/NC	□□□□		□□	□□	□□	□□	□□	55.0#	1655	1772	1802	1837	1860	1910	1957	2018	2139	2259	2379	2619	222
	Right Facing Table Connector	SPMCRT/NC	□□□□		□□	□□	□□	□□	□□	55.0#	1655	1772	1802	1837	1860	1910	1957	2018	2139	2259	2379	2619	222
	Left and Right Facing Chair Connector	SPMCLCRC/NC	□□□□		□□	□□	□□	□□	□□	55.0#	1655	1772	1802	1837	1860	1910	1957	2018	2139	2259	2379	2619	222
	Left and Right Facing Table Connector	SPMCLTRT/NC	□□□□		□□	□□	□□	□□	□□	55.0#	1655	1772	1802	1837	1860	1910	1957	2018	2139	2259	2379	2619	222
SMMC	Left Face Chair/Right Face Table Connector	SPMCLCRT/NC	□□□□		□□	□□	□□	□□	□□	55.0#	1655	1772	1802	1837	1860	1910	1957	2018	2139	2259	2379	2619	222
One Seat (Closed Arm) Non-Contrast	Left Face Table/ Right Face Chair Connector	SPMCLTRC/NC	□□□□		□□	□□	□□	□□	□□	55.0#	1655	1772	1802	1837	1860	1910	1957	2018	2139	2259	2379	2619	222
• Non-contrast C.O.M = 2.25 yd																							
	No Connector	SPMC/FC	□□□□	□□□□	□□	□□	□□	□□	□□	55.0#	$ 1713	$ 1827	$ 1858	$ 1895	$ 1919	$ 1967	$ 2016	$ 2075	$ 2196	$ 2316	$ 2436	$ 2679	$ 222
	Left Facing Chair Connector	SPMCLC/FC	□□□□	□□□□	□□	□□	□□	□□	□□	55.0#	1713	1827	1858	1895	1919	1967	2016	2075	2196	2316	2436	2679	222
	Right Facing Chair Connector	SPMCRC/FC	□□□□	□□□□	□□	□□	□□	□□	□□	55.0#	1713	1827	1858	1895	1919	1967	2016	2075	2196	2316	2436	2679	222
	Left Facing Table Connector	SPMCLT/FC	□□□□	□□□□	□□	□□	□□	□□	□□	55.0#	1713	1827	1858	1895	1919	1967	2016	2075	2196	2316	2436	2679	222
	Right Facing Table Connector	SPMCRT/FC	□□□□	□□□□	□□	□□	□□	□□	□□	55.0#	1713	1827	1858	1895	1919	1967	2016	2075	2196	2316	2436	2679	222
	Left and Right Facing Chair Connector	SPMCLCRC/FC	□□□□	□□□□	□□	□□	□□	□□	□□	55.0#	1713	1827	1858	1895	1919	1967	2016	2075	2196	2316	2436	2679	222
	Left and Right Facing Table Connector	SPMCLTRT/FC	□□□□	□□□□	□□	□□	□□	□□	□□	55.0#	1713	1827	1858	1895	1919	1967	2016	2075	2196	2316	2436	2679	222
SMMC	Left Face Chair/Right Face Table Connector	SPMCLCRT/FC	□□□□	□□□□	□□	□□	□□	□□	□□	55.0#	1713	1827	1858	1895	1919	1967	2016	2075	2196	2316	2436	2679	222
One Seat (Closed Arm) Contrast	Left Face Table/ Right Face Chair Connector	SPMCLTRC/FC	□□□□	□□□□	□□	□□	□□	□□	□□	55.0#	1713	1827	1858	1895	1919	1967	2016	2075	2196	2316	2436	2679	222
• 1 = Back and Arms (Fabric Contrast 1) C.O.M. = 1.75 yd																							
• 2 = Seat (Fabric Contrast 2) C.O.M. = 1 yd																							
		Ⓐ	Ⓑ	Ⓒ	Ⓓ	Ⓔ	Ⓕ	Ⓖ	Ⓗ														

HOW TO ORDER

Indicate the following information on order form:
1. Quantity of each item.
2. Model number, including options. See "How To Build a Model Number".
3. Any special service required.

Note: • The □ indicates that a choice is required.
- The absence of the □ indicates that no choice is required.
- Alpha-numeric characters in place of □ indicate that no other alternatives are available.

HOW TO BUILD A MODEL NUMBER

Ⓐ Select basic model.

Ⓑ Select non-contrast or fabric contrast 1.
Refer to **ki.com/fabrics**

Ⓒ Select fabric contrast 2.
Refer to **ki.com/fabrics**

Ⓓ Select base finish color.
Refer to the **Product Color Options** page in this price list.

Ⓔ Select armcaps.

WAC	- Wood armcaps (pair)
SAC	- Solid surface; add $652
PACBL	- Black poly; add $86
PACSA	- Sand poly; add $86
PACWG	- Warm Grey poly; add $86

Upcharge for two armcaps.
Solid surface armcap color is always Corian™ white.

Ⓕ Select wood finish color.
Refer to the **Product Color Options** page in this price list.
Wood finish selection is for wood armcaps. For Kensington Maple add upcharge.

Ⓖ Select nylon glide color.

NGFN	- Flannel (Dark Grey)
NGNT	- Natural (Cream)

Ⓗ Select moisture barrier.

MB	- Moisture barrier
NMB	- No moisture barrier

See pricing column for moisture barrier upcharge.

California TB133 Fire Safety Code

For California Technical Bulletin 133 compliant models, a Product Modification Request is required. Contact Customer Service for details.

Model	
All variations of One Seat Models:	
SOMC	$251
SPMC	$280
All variations of Two Seat Models:	
SOMCC	$312
SPMCC	$353
All variations of Three Seat Models:	
SOMCCC	$372
SPMCCC	$422

KENSINGTON MAPLE UPCHARGE

Kensington Maple requires extended leadtimes.

Model	
All variations of One Seat Models:	
SOMC	$57
SPMC	$57
All variations of Two Seat Models:	
SOMCC	$86
SPMCC	$86
All variations of Three Seat Models:	
SOMCCC	$115
SPMCCC	$115

SPECIAL SERVICES

Special Carton Marking

With specially marked information	N/C

Shipping

Ships **assembled, FOB High Point, NC 27263, freight prepaid.** Freight class 175

Specifications and prices are subject to change without prior notice.

Soltice® Metal
Multiple Seating

Soltice® Metal
Multiple Seating

	Features	MODEL NUMBER Basic Model	Non-Contrast or Fabric Contrast 1	Fabric Contrast 2	Base Finish	Arm Cap	Wood Finish	Glide Color	Moist. Barrier	Approx. Packaged Weight	Grade C.O.M.	Grade C	Grade D	Grade E & C.O.L.	Grade F	Grade G	Grade H	Grade I	Grade J	Grade K	Grade L Leather	Grade M Leather	Moisture Barrier add to list price
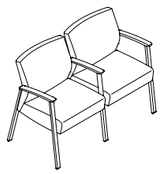	No Connector	SOMCC/NC	□□□□		□□	□□	□□	□□	□□	95.0#	$ 2407	$ 2559	$ 2600	$ 2649	$ 2681	$ 2745	$ 2809	$ 2891	$ 3051	$ 3213	$ 3372	$ 3692	$ 235
	Left Facing Chair Connector	SOMCCLC/NC	□□□□		□□	□□	□□	□□	□□	95.0#	2407	2559	2600	2649	2681	2745	2809	2891	3051	3213	3372	3692	235
	Right Facing Chair Connector	SOMCCRC/NC	□□□□		□□	□□	□□	□□	□□	95.0#	2407	2559	2600	2649	2681	2745	2809	2891	3051	3213	3372	3692	235
	Left Facing Table Connector	SOMCCLT/NC	□□□□		□□	□□	□□	□□	□□	95.0#	2407	2559	2600	2649	2681	2745	2809	2891	3051	3213	3372	3692	235
	Right Facing Table Connector	SOMCCRT/NC	□□□□		□□	□□	□□	□□	□□	95.0#	2407	2559	2600	2649	2681	2745	2809	2891	3051	3213	3372	3692	235
	Left and Right Facing Chair Connector	SOMCCLCRC/NC	□□□□		□□	□□	□□	□□	□□	95.0#	2407	2559	2600	2649	2681	2745	2809	2891	3051	3213	3372	3692	235
	Left and Right Facing Table Connector	SOMCCLTRT/NC	□□□□		□□	□□	□□	□□	□□	95.0#	2407	2559	2600	2649	2681	2745	2809	2891	3051	3213	3372	3692	235
	Left Face Chair/Right Face Table Connector	SOMCCLCRT/NC	□□□□		□□	□□	□□	□□	□□	95.0#	2407	2559	2600	2649	2681	2745	2809	2891	3051	3213	3372	3692	235
SMMC	Left Face Table/ Right Face Chair Connector	SOMCCLTRC/NC	□□□□		□□	□□	□□	□□	□□	95.0#	2407	2559	2600	2649	2681	2745	2809	2891	3051	3213	3372	3692	235
Two Seat Unit (Open Arm) Non-Contrast																							
• Non-contrast C.O.M = 3 yd																							
	No Connector	SOMCC/FC	□□□□	□□□□	□□	□□	□□	□□	□□	95.0#	$ 2509	$ 2661	$ 2702	$ 2750	$ 2783	$ 2847	$ 2910	$ 2993	$ 3151	$ 3313	$ 3474	$ 3795	$ 235
	Left Facing Chair Connector	SOMCCLC/FC	□□□□	□□□□	□□	□□	□□	□□	□□	95.0#	2509	2661	2702	2750	2783	2847	2910	2993	3151	3313	3474	3795	235
	Right Facing Chair Connector	SOMCCRC/FC	□□□□	□□□□	□□	□□	□□	□□	□□	95.0#	2509	2661	2702	2750	2783	2847	2910	2993	3151	3313	3474	3795	235
	Left Facing Table Connector	SOMCCLT/FC	□□□□	□□□□	□□	□□	□□	□□	□□	95.0#	2509	2661	2702	2750	2783	2847	2910	2993	3151	3313	3474	3795	235
	Right Facing Table Connector	SOMCCRT/FC	□□□□	□□□□	□□	□□	□□	□□	□□	95.0#	2509	2661	2702	2750	2783	2847	2910	2993	3151	3313	3474	3795	235
	Left and Right Facing Chair Connector	SOMCCLCRC/FC	□□□□	□□□□	□□	□□	□□	□□	□□	95.0#	2509	2661	2702	2750	2783	2847	2910	2993	3151	3313	3474	3795	235
	Left and Right Facing Table Connector	SOMCCLTRT/FC	□□□□	□□□□	□□	□□	□□	□□	□□	95.0#	2509	2661	2702	2750	2783	2847	2910	2993	3151	3313	3474	3795	235
	Left Face Chair/Right Face Table Connector	SOMCCLCRT/FC	□□□□	□□□□	□□	□□	□□	□□	□□	95.0#	2509	2661	2702	2750	2783	2847	2910	2993	3151	3313	3474	3795	235
SMMC	Left Face Table/ Right Face Chair Connector	SOMCCLTRC/FC	□□□□	□□□□	□□	□□	□□	□□	□□	95.0#	2509	2661	2702	2750	2783	2847	2910	2993	3151	3313	3474	3795	235
Two Seat Unit (Open Arm) Contrast																							
• 1 = Back (Fabric Contrast 1) C.O.M. = 2 yd																							
• 2 = Seat (Fabric Contrast 2) C.O.M. = 2 yd																							
		Ⓐ	Ⓑ	Ⓒ	Ⓓ	Ⓔ	Ⓕ	Ⓖ	Ⓗ														

HOW TO ORDER

Indicate the following information on order form:
1. Quantity of each item.
2. Model number, including options. See "How To Build a Model Number".
3. Any special service required.

Note: • The □ indicates that a choice is required.
- The absence of the □ indicates that no choice is required.
- Alpha-numeric characters in place of □ indicate that no other alternatives are available.

HOW TO BUILD A MODEL NUMBER

Ⓐ Select basic model.

Ⓑ Select non-contrast or fabric contrast 1.
Refer to **ki.com/fabrics**

Ⓒ Select fabric contrast 2.
Refer to **ki.com/fabrics**

Ⓓ Select base finish color.
Refer to the **Product Color Options** page in this price list.

Ⓔ Select armcaps.

WAC	- Wood armcaps (pair)
SAC	- Solid surface; add $652
PACBL	- Black poly; add $86
PACSA	- Sand poly; add $86
PACWG	- Warm Grey poly; add $86

Upcharge for two armcaps.
Solid surface armcap color is always Corian™ white.

Ⓕ Select wood finish color.
Refer to the **Product Color Options** page in this price list.
Wood finish selection is for wood armcaps. For Kensington Maple add upcharge.

Ⓖ Select nylon glide color.

NGFN	- Flannel (Dark Grey)
NGNT	- Natural (Cream)

Ⓗ Select moisture barrier.

MB	- Moisture barrier
NMB	- No moisture barrier

See pricing column for moisture barrier upcharge.

California TB133 Fire Safety Code

For California Technical Bulletin 133 compliant models, a Product Modification Request is required. Contact Customer Service for details.

Model	
All variations of One Seat Models:	
SOMC	$251
SPMC	$280
All variations of Two Seat Models:	
SOMCC	$312
SPMCC	$353
All variations of Three Seat Models:	
SOMCCC	$372
SPMCCC	$422

KENSINGTON MAPLE UPCHARGE

Kensington Maple requires extended leadtimes.

Model	
All variations of One Seat Models:	
SOMC	$57
SPMC	$57
All variations of Two Seat Models:	
SOMCC	$86
SPMCC	$86
All variations of Three Seat Models:	
SOMCCC	$115
SPMCCC	$115

SPECIAL SERVICES

Special Carton Marking

With specially marked information	N/C

Shipping

Ships **assembled, FOB High Point, NC 27263, freight prepaid.** Freight class 175

Specifications and prices are subject to change without prior notice.

Soltice® Metal
Multiple Seating

Soltice® Metal
Multiple Seating

	Features	MODEL NUMBER Basic Model	Non-Contrast or Fabric Contrast 1	Fabric Contrast 2	Base Finish	Arm Cap	Wood Finish	Glide Color	Moist. Barrier	Approx. Packaged Weight	Grade C.O.M.	Grade C	Grade D	Grade E & C.O.L.	Grade F	Grade G	Grade H	Grade I	Grade J	Grade K	Grade L Leather	Grade M Leather	Moisture Barrier add to list price
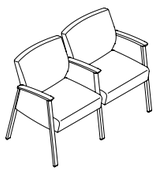	No Connector	SPMCC/NC	□□□□		□□	□□	□□	□□	□□	105.0#	$ 2685	$ 2890	$ 2942	$ 3006	$ 3050	$ 3135	$ 3219	$ 3328	$ 3543	$ 3757	$ 3972	$ 4399	$ 251
	Left Facing Chair Connector	SPMCCLC/NC	□□□□		□□	□□	□□	□□	□□	105.0#	2685	2890	2942	3006	3050	3135	3219	3328	3543	3757	3972	4399	251
	Right Facing Chair Connector	SPMCCRC/NC	□□□□		□□	□□	□□	□□	□□	105.0#	2685	2890	2942	3006	3050	3135	3219	3328	3543	3757	3972	4399	251
	Left Facing Table Connector	SPMCCLT/NC	□□□□		□□	□□	□□	□□	□□	105.0#	2685	2890	2942	3006	3050	3135	3219	3328	3543	3757	3972	4399	251
	Right Facing Table Connector	SPMCCRT/NC	□□□□		□□	□□	□□	□□	□□	105.0#	2685	2890	2942	3006	3050	3135	3219	3328	3543	3757	3972	4399	251
	Left and Right Facing Chair Connector	SPMCCLCRC/NC	□□□□		□□	□□	□□	□□	□□	105.0#	2685	2890	2942	3006	3050	3135	3219	3328	3543	3757	3972	4399	251
	Left and Right Facing Table Connector	SPMCCLTRT/NC	□□□□		□□	□□	□□	□□	□□	105.0#	2685	2890	2942	3006	3050	3135	3219	3328	3543	3757	3972	4399	251
	Left Face Chair/Right Face Table Connector	SPMCCLCRT/NC	□□□□		□□	□□	□□	□□	□□	105.0#	2685	2890	2942	3006	3050	3135	3219	3328	3543	3757	3972	4399	251
SMMC	Left Face Table/ Right Face Chair Connector	SPMCCLTRC/NC	□□□□		□□	□□	□□	□□	□□	105.0#	2685	2890	2942	3006	3050	3135	3219	3328	3543	3757	3972	4399	251
Two Seat Unit (Closed Arm) Non-Contrast																							
• Non-contrast C.O.M = 4.25 yd																							
	No Connector	SPMCC/FC	□□□□	□□□□	□□	□□	□□	□□	□□	105.0#	$ 2786	$ 2991	$ 3045	$ 3107	$ 3150	$ 3235	$ 3320	$ 3428	$ 3643	$ 3857	$ 4073	$ 4500	$ 251
	Left Facing Chair Connector	SPMCCLC/FC	□□□□	□□□□	□□	□□	□□	□□	□□	105.0#	2786	2991	3045	3107	3150	3235	3320	3428	3643	3857	4073	4500	251
	Right Facing Chair Connector	SPMCCRC/FC	□□□□	□□□□	□□	□□	□□	□□	□□	105.0#	2786	2991	3045	3107	3150	3235	3320	3428	3643	3857	4073	4500	251
	Left Facing Table Connector	SPMCCLT/FC	□□□□	□□□□	□□	□□	□□	□□	□□	105.0#	2786	2991	3045	3107	3150	3235	3320	3428	3643	3857	4073	4500	251
	Right Facing Table Connector	SPMCCRT/FC	□□□□	□□□□	□□	□□	□□	□□	□□	105.0#	2786	2991	3045	3107	3150	3235	3320	3428	3643	3857	4073	4500	251
	Left and Right Facing Chair Connector	SPMCCLCRC/FC	□□□□	□□□□	□□	□□	□□	□□	□□	105.0#	2786	2991	3045	3107	3150	3235	3320	3428	3643	3857	4073	4500	251
	Left and Right Facing Table Connector	SPMCCLTRT/FC	□□□□	□□□□	□□	□□	□□	□□	□□	105.0#	2786	2991	3045	3107	3150	3235	3320	3428	3643	3857	4073	4500	251
	Left Face Chair/Right Face Table Connector	SPMCCLCRT/FC	□□□□	□□□□	□□	□□	□□	□□	□□	105.0#	2786	2991	3045	3107	3150	3235	3320	3428	3643	3857	4073	4500	251
SMMC	Left Face Table/ Right Face Chair Connector	SPMCCLTRC/FC	□□□□	□□□□	□□	□□	□□	□□	□□	105.0#	2786	2991	3045	3107	3150	3235	3320	3428	3643	3857	4073	4500	251
Two Seat Unit (Closed Arm) Contrast																							
• 1 = Back and arms (Fabric Contrast 1) C.O.M. = 3.25 yd																							
• 2 = Seat (Fabric Contrast 2) C.O.M. = 1.5 yd																							

Ⓐ Ⓑ Ⓒ Ⓓ Ⓔ Ⓕ Ⓖ Ⓗ

HOW TO ORDER

Indicate the following information on order form:
1. Quantity of each item.
2. Model number, including options. See "How To Build a Model Number".
3. Any special service required.

Note: • The □ indicates that a choice is required.
- The absence of the □ indicates that no choice is required.
- Alpha-numeric characters in place of □ indicate that no other alternatives are available.

HOW TO BUILD A MODEL NUMBER

Ⓐ Select basic model.

Ⓑ Select non-contrast or fabric contrast 1.
Refer to **ki.com/fabrics**

Ⓒ Select fabric contrast 2.
Refer to **ki.com/fabrics**

Ⓓ Select base finish color.
Refer to the **Product Color Options** page in this price list.

Ⓔ Select armcaps.

WAC	- Wood armcaps (pair)
SAC	- Solid surface; add $941
PACBL	- Black poly; add $130
PACSA	- Sand poly; add $130
PACWG	- Warm Grey poly; add $130

Upcharge for three armcaps.
Solid surface armcap color is always Corian™ white.

Ⓕ Select wood finish color.
Refer to the **Product Color Options** page in this price list.
Wood finish selection is for wood armcaps. For Kensington Maple add upcharge.

Ⓖ Select nylon glide color.

NGFN	- Flannel (Dark Grey)
NGNT	- Natural (Cream)

Ⓗ Select moisture barrier.

MB	- Moisture barrier
NMB	- No moisture barrier

See pricing column for moisture barrier upcharge.

California TB133 Fire Safety Code
For California Technical Bulletin 133 compliant models, a Product Modification Request is required. Contact Customer Service for details.

Model
All variations of One Seat Models:
SOMC $251
SPMC $280

All variations of Two Seat Models:
SOMCC $312
SPMCC $353

All variations of Three Seat Models:
SOMCCC $372
SPMCCC $422

KENSINGTON MAPLE UPCHARGE

Kensington Maple requires extended leadtimes.
Model
All variations of One Seat Models:
SOMC $57
SPMC $57

All variations of Two Seat Models:
SOMCC $86
SPMCC $86

All variations of Three Seat Models:
SOMCCC $115
SPMCCC $115

SPECIAL SERVICES

Special Carton Marking

With specially marked information N/C

Shipping
Ships **assembled, FOB High Point, NC 27263, freight prepaid.** Freight class 175

Specifications and prices are subject to change without prior notice.

Soltice® Metal
Multiple Seating

Soltice® Metal
Multiple Seating

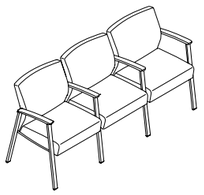

SMMC

Three Seat Unit (Open Arm) Non-Contrast

- Non-contrast C.O.M = 4.5 yd



SMMC

Three Seat Unit (Open Arm) Contrast

- 1 = Back (Fabric Contrast 1) C.O.M. = 3 yd
- 2 = Seat (Fabric Contrast 2) C.O.M. = 2.25 yd

	Features	MODEL NUMBER Basic Model	Non-Contrast or Fabric Contrast 1 Ⓑ	Fabric Contrast 2 Ⓒ	Base Finish Ⓓ	Arm Cap Ⓔ	Wood Finish Ⓕ	Glide Color Ⓖ	Moist. Barrier Ⓗ	Approx. Packaged Weight	Grade C.O.M.	Grade C	Grade D	Grade E & C.O.L.	Grade F	Grade G	Grade H	Grade I	Grade J	Grade K	Grade L Leather	Grade M Leather	Moisture Barrier add to list price
	No Connector	SOMCCC/NC	□□□□		□□	□□	□□	□□	□□	125.0#	$ 3419	$ 3646	$ 3708	$ 3779	$ 3828	$ 3924	$ 4020	$ 4142	$ 4381	$ 4623	$ 4864	$ 5345	$ 258
	Left Facing Chair Connector	SOMCCCLC/NC	□□□□		□□	□□	□□	□□	□□	125.0#	3419	3646	3708	3779	3828	3924	4020	4142	4381	4623	4864	5345	258
	Right Facing Chair Connector	SOMCCCRC/NC	□□□□		□□	□□	□□	□□	□□	125.0#	3419	3646	3708	3779	3828	3924	4020	4142	4381	4623	4864	5345	258
	Left Facing Table Connector	SOMCCCLT/NC	□□□□		□□	□□	□□	□□	□□	125.0#	3419	3646	3708	3779	3828	3924	4020	4142	4381	4623	4864	5345	258
	Right Facing Table Connector	SOMCCCRT/NC	□□□□		□□	□□	□□	□□	□□	125.0#	3419	3646	3708	3779	3828	3924	4020	4142	4381	4623	4864	5345	258
	Left and Right Facing Chair Connector	SOMCCCLCRC/NC	□□□□		□□	□□	□□	□□	□□	125.0#	3419	3646	3708	3779	3828	3924	4020	4142	4381	4623	4864	5345	258
	Left and Right Facing Table Connector	SOMCCCLTRT/NC	□□□□		□□	□□	□□	□□	□□	125.0#	3419	3646	3708	3779	3828	3924	4020	4142	4381	4623	4864	5345	258
	Left Face Chair/Right Face Table Connect	SOMCCCLCRT/NC	□□□□		□□	□□	□□	□□	□□	125.0#	3419	3646	3708	3779	3828	3924	4020	4142	4381	4623	4864	5345	258
	Left Face Table/ Right Face Chair Connect	SOMCCCLTRC/NC	□□□□		□□	□□	□□	□□	□□	125.0#	3419	3646	3708	3779	3828	3924	4020	4142	4381	4623	4864	5345	258
	No Connector	SOMCCC/FC	□□□□	□□□□	□□	□□	□□	□□	□□	125.0#	$ 3564	$ 3793	$ 3852	$ 3924	$ 3973	$ 4069	$ 4166	$ 4288	$ 4528	$ 4766	$ 5009	$ 5491	$ 258
	Left Facing Chair Connector	SOMCCCLC/FC	□□□□	□□□□	□□	□□	□□	□□	□□	125.0#	3564	3793	3852	3924	3973	4069	4166	4288	4528	4766	5009	5491	258
	Right Facing Chair Connector	SOMCCCRC/FC	□□□□	□□□□	□□	□□	□□	□□	□□	125.0#	3564	3793	3852	3924	3973	4069	4166	4288	4528	4766	5009	5491	258
	Left Facing Table Connector	SOMCCCLT/FC	□□□□	□□□□	□□	□□	□□	□□	□□	125.0#	3564	3793	3852	3924	3973	4069	4166	4288	4528	4766	5009	5491	258
	Right Facing Table Connector	SOMCCCRT/FC	□□□□	□□□□	□□	□□	□□	□□	□□	125.0#	3564	3793	3852	3924	3973	4069	4166	4288	4528	4766	5009	5491	258
	Left and Right Facing Chair Connector	SOMCCCLCRC/FC	□□□□	□□□□	□□	□□	□□	□□	□□	125.0#	3564	3793	3852	3924	3973	4069	4166	4288	4528	4766	5009	5491	258
	Left and Right Facing Table Connector	SOMCCCLTRT/FC	□□□□	□□□□	□□	□□	□□	□□	□□	125.0#	3564	3793	3852	3924	3973	4069	4166	4288	4528	4766	5009	5491	258
	Left Face Chair/Right Face Table Connect	SOMCCCLCRT/FC	□□□□	□□□□	□□	□□	□□	□□	□□	125.0#	3564	3793	3852	3924	3973	4069	4166	4288	4528	4766	5009	5491	258
	Left Face Table/ Right Face Chair Connect	SOMCCCLTRC/FC	□□□□	□□□□	□□	□□	□□	□□	□□	125.0#	3564	3793	3852	3924	3973	4069	4166	4288	4528	4766	5009	5491	258

Ⓐ Ⓑ Ⓒ Ⓓ Ⓔ Ⓕ Ⓖ Ⓗ

HOW TO ORDER

Indicate the following information on order form:
1. Quantity of each item.
2. Model number, including options. See "How To Build a Model Number".
3. Any special service required.

Note: • The □ indicates that a choice is required.
- The absence of the □ indicates that no choice is required.
- Alpha-numeric characters in place of □ indicate that no other alternatives are available.

HOW TO BUILD A MODEL NUMBER

Ⓐ Select basic model.

Ⓑ Select non-contrast or fabric contrast 1.
Refer to **ki.com/fabrics**

Ⓒ Select fabric contrast 2.
Refer to **ki.com/fabrics**

Ⓓ Select base finish color.
Refer to the **Product Color Options** page in this price list.

Ⓔ Select armcaps.

WAC	- Wood armcaps (pair)
SAC	- Solid surface; add $1229
PACBL	- Black poly; add $174
PACSA	- Sand poly; add $174
PACWG	- Warm Grey poly; add $174

Upcharge for four armcaps.
Solid surface armcap color is always Corian™ white.

Ⓕ Select wood finish color.
Refer to the **Product Color Options** page in this price list.
Wood finish selection is for wood armcaps. For Kensington Maple add upcharge.

Ⓖ Select nylon glide color.

NGFN	- Flannel (Dark Grey)
NGNT	- Natural (Cream)

Ⓗ Select moisture barrier.

MB	- Moisture barrier
NMB	- No moisture barrier

See pricing column for moisture barrier upcharge.

California TB133 Fire Safety Code
For California Technical Bulletin 133 compliant models, a Product Modification Request is required. Contact Customer Service for details.

Model
All variations of One Seat Models:
SOMC $251
SPMC $280

All variations of Two Seat Models:
SOMCC $312
SPMCC $353

All variations of Three Seat Models:
SOMCCC $372
SPMCCC $422

KENSINGTON MAPLE UPCHARGE

Kensington Maple requires extended leadtimes.
Model
All variations of One Seat Models:
SOMC $57
SPMC $57

All variations of Two Seat Models:
SOMCC $86
SPMCC $86

All variations of Three Seat Models:
SOMCCC $115
SPMCCC $115

SPECIAL SERVICES

Special Carton Marking

With specially marked information N/C

Shipping
Ships **assembled, FOB High Point, NC 27263, freight prepaid.** Freight class 175

Specifications and prices are subject to change without prior notice.

Soltice® Metal
Multiple Seating

Soltice® Metal
Multiple Seating

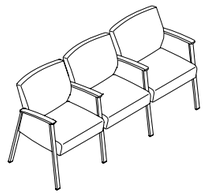

SMMC

Three Seat Unit (Closed Arm)
Non-Contrast

- Non-contrast C.O.M = 6.25 yd



SMMC

Three Seat Unit (Closed Arm) Contrast

- 1 = Back and arms (Fabric Contrast 1) C.O.M. = 4.75 yd
- 2 = Seat (Fabric Contrast 2) C.O.M. = 2.25 yd

	MODEL NUMBER																								
Features	Basic Model	Non-Contrast or Fabric Contrast 1	Fabric Contrast 2	Base Finish	Arm Cap	Wood Finish	Glide Color	Moist. Barrier	Approx. Packaged Weight	Grade C.O.M.	Grade C	Grade D	Grade E & C.O.L.	Grade F	Grade G	Grade H	Grade I	Grade J	Grade K	Grade L Leather	Grade M Leather	Moisture Barrier add to list price
No Connector	SPMCCC/NC	□□□□		□□	□□	□□	□□	□□	135.0#	$ 3812	$ 4104	$ 4182	$ 4274	$ 4337	$ 4461	$ 4583	$ 4739	$ 5045	$ 5355	$ 5661	$ 6278	$ 277
Left Facing Chair Connector	SPMCCCLC/NC	□□□□		□□	□□	□□	□□	□□	135.0#	3812	4104	4182	4274	4337	4461	4583	4739	5045	5355	5661	6278	277
Right Facing Chair Connector	SPMCCCRC/NC	□□□□		□□	□□	□□	□□	□□	135.0#	3812	4104	4182	4274	4337	4461	4583	4739	5045	5355	5661	6278	277
Left Facing Table Connector	SPMCCCLT/NC	□□□□		□□	□□	□□	□□	□□	135.0#	3812	4104	4182	4274	4337	4461	4583	4739	5045	5355	5661	6278	277
Right Facing Table Connector	SPMCCCRT/NC	□□□□		□□	□□	□□	□□	□□	135.0#	3812	4104	4182	4274	4337	4461	4583	4739	5045	5355	5661	6278	277
Left and Right Facing Chair Connector	SPMCCCLCRC/NC	□□□□		□□	□□	□□	□□	□□	135.0#	3812	4104	4182	4274	4337	4461	4583	4739	5045	5355	5661	6278	277
Left and Right Facing Table Connector	SPMCCCLTRT/NC	□□□□		□□	□□	□□	□□	□□	135.0#	3812	4104	4182	4274	4337	4461	4583	4739	5045	5355	5661	6278	277
Left Face Chair/Right Face Table Connect	SPMCCCLCRT/NC	□□□□		□□	□□	□□	□□	□□	135.0#	3812	4104	4182	4274	4337	4461	4583	4739	5045	5355	5661	6278	277
Left Face Table/ Right Face Chair Connect	SPMCCCLTRC/NC	□□□□		□□	□□	□□	□□	□□	135.0#	3812	4104	4182	4274	4337	4461	4583	4739	5045	5355	5661	6278	277
No Connector	SPMCCC/FC	□□□□	□□□□	□□	□□	□□	□□	□□	135.0#	$ 3958	$ 4251	$ 4327	$ 4419	$ 4481	$ 4603	$ 4726	$ 4883	$ 5192	$ 5498	$ 5807	$ 6420	$ 277
Left Facing Chair Connector	SPMCCCLC/FC	□□□□	□□□□	□□	□□	□□	□□	□□	135.0#	3958	4251	4327	4419	4481	4603	4726	4883	5192	5498	5807	6420	277
Right Facing Chair Connector	SPMCCCRC/FC	□□□□	□□□□	□□	□□	□□	□□	□□	135.0#	3958	4251	4327	4419	4481	4603	4726	4883	5192	5498	5807	6420	277
Left Facing Table Connector	SPMCCCLT/FC	□□□□	□□□□	□□	□□	□□	□□	□□	135.0#	3958	4251	4327	4419	4481	4603	4726	4883	5192	5498	5807	6420	277
Right Facing Table Connector	SPMCCCRT/FC	□□□□	□□□□	□□	□□	□□	□□	□□	135.0#	3958	4251	4327	4419	4481	4603	4726	4883	5192	5498	5807	6420	277
Left and Right Facing Chair Connector	SPMCCCLCRC/FC	□□□□	□□□□	□□	□□	□□	□□	□□	135.0#	3958	4251	4327	4419	4481	4603	4726	4883	5192	5498	5807	6420	277
Left and Right Facing Table Connector	SPMCCCLTRT/FC	□□□□	□□□□	□□	□□	□□	□□	□□	135.0#	3958	4251	4327	4419	4481	4603	4726	4883	5192	5498	5807	6420	277
Left Face Chair/Right Face Table Connect	SPMCCCLCRT/FC	□□□□	□□□□	□□	□□	□□	□□	□□	135.0#	3958	4251	4327	4419	4481	4603	4726	4883	5192	5498	5807	6420	277
Left Face Table/ Right Face Chair Connect	SPMCCCLTRC/FC	□□□□	□□□□	□□	□□	□□	□□	□□	135.0#	3958	4251	4327	4419	4481	4603	4726	4883	5192	5498	5807	6420	277
	Ⓐ	Ⓑ	Ⓒ	Ⓓ	Ⓔ	Ⓕ	Ⓖ	Ⓗ														

HOW TO ORDER

Indicate the following information on order form:
1. Quantity of each item.
2. Model number, including options. See "How To Build a Model Number".
3. Any special service required.

Note: • The □ indicates that a choice is required.
- The absence of the □ indicates that no choice is required.
- Alpha-numeric characters in place of □ indicate that no other alternatives are available.

HOW TO BUILD A MODEL NUMBER

Ⓐ Select basic model.

Ⓑ Select non-contrast or fabric contrast 1.
Refer to **ki.com/fabrics**

Ⓒ Select fabric contrast 2.
Refer to **ki.com/fabrics**

Ⓓ Select base finish color.
Refer to the **Product Color Options** page in this price list.

Ⓔ Select armcaps.

WAC	- Wood armcaps (pair)
SAC	- Solid surface; add $1229
PACBL	- Black poly; add $174
PACSA	- Sand poly; add $174
PACWG	- Warm Grey poly; add $174

Upcharge for four armcaps.
Solid surface armcap color is always Corian™ white.

Ⓕ Select wood finish color.
Refer to the **Product Color Options** page in this price list.
Wood finish selection is for wood armcaps. For Kensington Maple add upcharge.

Ⓖ Select nylon glide color.

NGFN	- Flannel (Dark Grey)
NGNT	- Natural (Cream)

Ⓗ Select moisture barrier.

MB	- Moisture barrier
NMB	- No moisture barrier

See pricing column for moisture barrier upcharge.

California TB133 Fire Safety Code

For California Technical Bulletin 133 compliant models, a Product Modification Request is required. Contact Customer Service for details.

Model
All variations of One Seat Models:
SOMC $251
SPMC $280

All variations of Two Seat Models:
SOMCC $312
SPMCC $353

All variations of Three Seat Models:
SOMCCC $372
SPMCCC $422

KENSINGTON MAPLE UPCHARGE

Kensington Maple requires extended leadtimes.
Model
All variations of One Seat Models:
SOMC $57
SPMC $57

All variations of Two Seat Models:
SOMCC $86
SPMCC $86

All variations of Three Seat Models:
SOMCCC $115
SPMCCC $115

SPECIAL SERVICES

Special Carton Marking

With specially marked information N/C

Shipping

Ships **assembled, FOB High Point, NC 27263, freight prepaid.** Freight class 175

Specifications and prices are subject to change without prior notice.

Soltice® Metal
Multiple Seating

Soltice® Metal
Multiple Seating

	Features	MODEL NUMBER Basic Model	Non-Contrast or Fabric Contrast 1	Fabric Contrast 2	Base Finish	Arm Cap	Wood Finish	Glide Color	Moist. Barrier	Approx. Packaged Weight	Grade C.O.M.	Grade C	Grade D	Grade E & C.O.L.	Grade F	Grade G	Grade H	Grade I	Grade J	Grade K	Grade L Leather	Grade M Leather	Moisture Barrier add to list price
	No Connector	SOMB/NC	□□□□		□□	□□	□□	□□	□□	70.0#	$ 2213	$ 2328	$ 2358	$ 2394	$ 2419	$ 2468	$ 2514	$ 2574	$ 2694	$ 2817	$ 2938	$ 3178	$ 222
	Left Facing Chair Connector	SOMBLC/NC	□□□□		□□	□□	□□	□□	□□	70.0#	2213	2328	2358	2394	2419	2468	2514	2574	2694	2817	2938	3178	222
	Right Facing Chair Connector	SOMBRC/NC	□□□□		□□	□□	□□	□□	□□	70.0#	2213	2328	2358	2394	2419	2468	2514	2574	2694	2817	2938	3178	222
	Left Facing Table Connector	SOMBLT/NC	□□□□		□□	□□	□□	□□	□□	70.0#	2213	2328	2358	2394	2419	2468	2514	2574	2694	2817	2938	3178	222
	Right Facing Table Connector	SOMBRT/NC	□□□□		□□	□□	□□	□□	□□	70.0#	2213	2328	2358	2394	2419	2468	2514	2574	2694	2817	2938	3178	222
	Left and Right Facing Chair Connector	SOMBLCRC/NC	□□□□		□□	□□	□□	□□	□□	70.0#	2213	2328	2358	2394	2419	2468	2514	2574	2694	2817	2938	3178	222
	Left and Right Facing Table Connector	SOMBLTRT/NC	□□□□		□□	□□	□□	□□	□□	70.0#	2213	2328	2358	2394	2419	2468	2514	2574	2694	2817	2938	3178	222
SMMB	Left Face Chair/Right Face Table Connector	SOMBLCRT/NC	□□□□		□□	□□	□□	□□	□□	70.0#	2213	2328	2358	2394	2419	2468	2514	2574	2694	2817	2938	3178	222
Bariatric Lounge (Open Arm) Non-Contrast	Left Face Table/ Right Face Chair Connector	SOMBLTRC/NC	□□□□		□□	□□	□□	□□	□□	70.0#	2213	2328	2358	2394	2419	2468	2514	2574	2694	2817	2938	3178	222
• Non-contrast C.O.M = 2.5 yd																							
	No Connector	SOMB/FC	□□□□	□□□□	□□	□□	□□	□□	□□	70.0#	$ 2286	$ 2401	$ 2430	$ 2468	$ 2490	$ 2539	$ 2587	$ 2647	$ 2767	$ 2890	$ 3008	$ 3252	$ 222
	Left Facing Chair Connector	SOMBLC/FC	□□□□	□□□□	□□	□□	□□	□□	□□	70.0#	2286	2401	2430	2468	2490	2539	2587	2647	2767	2890	3008	3252	222
	Right Facing Chair Connector	SOMBRC/FC	□□□□	□□□□	□□	□□	□□	□□	□□	70.0#	2286	2401	2430	2468	2490	2539	2587	2647	2767	2890	3008	3252	222
	Left Facing Table Connector	SOMBLT/FC	□□□□	□□□□	□□	□□	□□	□□	□□	70.0#	2286	2401	2430	2468	2490	2539	2587	2647	2767	2890	3008	3252	222
	Right Facing Table Connector	SOMBRT/FC	□□□□	□□□□	□□	□□	□□	□□	□□	70.0#	2286	2401	2430	2468	2490	2539	2587	2647	2767	2890	3008	3252	222
	Left and Right Facing Chair Connector	SOMBLCRC/FC	□□□□	□□□□	□□	□□	□□	□□	□□	70.0#	2286	2401	2430	2468	2490	2539	2587	2647	2767	2890	3008	3252	222
	Left and Right Facing Table Connector	SOMBLTRT/FC	□□□□	□□□□	□□	□□	□□	□□	□□	70.0#	2286	2401	2430	2468	2490	2539	2587	2647	2767	2890	3008	3252	222
	Left Face Chair/Right Face Table Connector	SOMBLCRT/FC	□□□□	□□□□	□□	□□	□□	□□	□□	70.0#	2286	2401	2430	2468	2490	2539	2587	2647	2767	2890	3008	3252	222
SMMB	Left Face Table/ Right Face Chair Connector	SOMBLTRC/FC	□□□□	□□□□	□□	□□	□□	□□	□□	70.0#	2286	2401	2430	2468	2490	2539	2587	2647	2767	2890	3008	3252	222
Bariatric Lounge (Open Arm) Contrast																							
• 1 = Back (Fabric Contrast 1) C.O.M. = 1.5 yd																							
• 2 = Seat (Fabric Contrast 2) C.O.M. = 1.25 yd																							

Ⓐ Ⓑ Ⓒ Ⓓ Ⓔ Ⓕ Ⓖ Ⓗ

HOW TO ORDER

Indicate the following information on order form:
1. Quantity of each item.
2. Model number, including options. See "How To Build a Model Number".
3. Any special service required.

Note: • The □ indicates that a choice is required.
- The absence of the □ indicates that no choice is required.
- Alpha-numeric characters in place of □ indicate that no other alternatives are available.

HOW TO BUILD A MODEL NUMBER

Ⓐ Select basic model.

Ⓑ Select non-contrast or fabric contrast 1.
Refer to **ki.com/fabrics**

Ⓒ Select fabric contrast 2.
Refer to **ki.com/fabrics**

Ⓓ Select base finish color.
Refer to the **Product Color Options** page in this price list.

Ⓔ Select armcaps.

WAC	- Wood armcaps (pair)
SAC	- Solid surface; add $652
PACBL	- Black poly; add $86
PACSA	- Sand poly; add $86
PACWG	- Warm Grey poly; add $86

Upcharge for four armcaps.
Solid surface armcap color is always Corian™ white.

Ⓕ Select wood finish color.
Refer to the **Product Color Options** page in this price list.
Wood finish selection is for wood armcaps. For Kensington Maple add upcharge.

Ⓖ Select nylon glide color.

NGFN	- Flannel (Dark Grey)
NGNT	- Natural (Cream)

Ⓗ Select moisture barrier.

MB	- Moisture barrier
NMB	- No moisture barrier

See pricing column for moisture barrier upcharge.

California TB133 Fire Safety Code
For California Technical Bulletin 133 compliant models, a Product Modification Request is required. Contact Customer Service for details.

Model	
All variations of Bariatric Models:	
SOMB	$279
SPMB	$321
All variations of Loveseat Models:	
SOM33	$307
SPM33	$348
All variations of Spanner Models:	
SOM3S	$384
SPM3S	$437

KENSINGTON MAPLE UPCHARGE

Kensington Maple requires extended leadtimes.

Model	
All variations of Bariatric Models:	
SOMB	$57
SPMB	$57
All variations of Loveseat Models:	
SOM33	$57
SPM33	$57
All variations of Spanner Models:	
SOM3S	$115
SPM3S	$115

SPECIAL SERVICES

Special Carton Marking

With specially marked information N/C

Shipping
Ships **assembled, FOB High Point, NC 27263, freight prepaid.** Freight class 175

Specifications and prices are subject to change without prior notice.

Soltice® Metal
Multiple Seating

Soltice® Metal
Multiple Seating

	Features	MODEL NUMBER Basic Model	Non-Contrast or Fabric Contrast 1	Fabric Contrast 2	Base Finish	Arm Cap	Wood Finish	Glide Color	Moist. Barrier	Approx. Packaged Weight	Grade C.O.M.	Grade C	Grade D	Grade E & C.O.L.	Grade F	Grade G	Grade H	Grade I	Grade J	Grade K	Grade L Leather	Grade M Leather	Moisture Barrier add to list price
	No Connector	SPMB/NC	□□□□		□□	□□	□□	□□	□□	80.0#	$ 2541	$ 2694	$ 2734	$ 2784	$ 2816	$ 2877	$ 2943	$ 3024	$ 3184	$ 3346	$ 3506	$ 3828	$ 243
	Left Facing Chair Connector	SPMBLC/NC	□□□□		□□	□□	□□	□□	□□	80.0#	2541	2694	2734	2784	2816	2877	2943	3024	3184	3346	3506	3828	243
	Right Facing Chair Connector	SPMBRC/NC	□□□□		□□	□□	□□	□□	□□	80.0#	2541	2694	2734	2784	2816	2877	2943	3024	3184	3346	3506	3828	243
	Left Facing Table Connector	SPMBLT/NC	□□□□		□□	□□	□□	□□	□□	80.0#	2541	2694	2734	2784	2816	2877	2943	3024	3184	3346	3506	3828	243
	Right Facing Table Connector	SPMBRT/NC	□□□□		□□	□□	□□	□□	□□	80.0#	2541	2694	2734	2784	2816	2877	2943	3024	3184	3346	3506	3828	243
	Left and Right Facing Chair Connector	SPMBLCRC/NC	□□□□		□□	□□	□□	□□	□□	80.0#	2541	2694	2734	2784	2816	2877	2943	3024	3184	3346	3506	3828	243
	Left and Right Facing Table Connector	SPMBLTRT/NC	□□□□		□□	□□	□□	□□	□□	80.0#	2541	2694	2734	2784	2816	2877	2943	3024	3184	3346	3506	3828	243
	Left Face Chair/Right Face Table Connector	SPMBLCRT/NC	□□□□		□□	□□	□□	□□	□□	80.0#	2541	2694	2734	2784	2816	2877	2943	3024	3184	3346	3506	3828	243
SMMB	Left Face Table/ Right Face Chair Connector	SPMBLTRC/NC	□□□□		□□	□□	□□	□□	□□	80.0#	2541	2694	2734	2784	2816	2877	2943	3024	3184	3346	3506	3828	243
Bariatric Lounge (Closed Arm) Non-Contrast • Non-contrast C.O.M = 3 yd																							
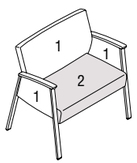	No Connector	SPMB/FC	□□□□	□□□□	□□	□□	□□	□□	□□	80.0#	$ 2613	$ 2767	$ 2807	$ 2856	$ 2888	$ 2950	$ 3015	$ 3096	$ 3257	$ 3419	$ 3578	$ 3899	$ 243
	Left Facing Chair Connector	SPMBLC/FC	□□□□	□□□□	□□	□□	□□	□□	□□	80.0#	2613	2767	2807	2856	2888	2950	3015	3096	3257	3419	3578	3899	243
	Right Facing Chair Connector	SPMBRC/FC	□□□□	□□□□	□□	□□	□□	□□	□□	80.0#	2613	2767	2807	2856	2888	2950	3015	3096	3257	3419	3578	3899	243
	Left Facing Table Connector	SPMBLT/FC	□□□□	□□□□	□□	□□	□□	□□	□□	80.0#	2613	2767	2807	2856	2888	2950	3015	3096	3257	3419	3578	3899	243
	Right Facing Table Connector	SPMBRT/FC	□□□□	□□□□	□□	□□	□□	□□	□□	80.0#	2613	2767	2807	2856	2888	2950	3015	3096	3257	3419	3578	3899	243
	Left and Right Facing Chair Connector	SPMBLCRC/FC	□□□□	□□□□	□□	□□	□□	□□	□□	80.0#	2613	2767	2807	2856	2888	2950	3015	3096	3257	3419	3578	3899	243
	Left and Right Facing Table Connector	SPMBLTRT/FC	□□□□	□□□□	□□	□□	□□	□□	□□	80.0#	2613	2767	2807	2856	2888	2950	3015	3096	3257	3419	3578	3899	243
	Left Face Chair/Right Face Table Connector	SPMBLCRT/FC	□□□□	□□□□	□□	□□	□□	□□	□□	80.0#	2613	2767	2807	2856	2888	2950	3015	3096	3257	3419	3578	3899	243
SMMB	Left Face Table/ Right Face Chair Connector	SPMBLTRC/FC	□□□□	□□□□	□□	□□	□□	□□	□□	80.0#	2613	2767	2807	2856	2888	2950	3015	3096	3257	3419	3578	3899	243
Bariatric Lounge (Closed Arm) Contrast • 1 = Back and arms (Fabric Contrast 1) C.O.M. = 2.5 yd • 2 = Seat (Fabric Contrast 2) C.O.M. = 1.25 yd																							
		Ⓐ	Ⓑ	Ⓒ	Ⓓ	Ⓔ	Ⓕ	Ⓖ	Ⓗ														

HOW TO ORDER

Indicate the following information on order form:
1. Quantity of each item.
2. Model number, including options. See "How To Build a Model Number".
3. Any special service required.

Note: • The □ indicates that a choice is required.
• The absence of the □ indicates that no choice is required.
• Alpha-numeric characters in place of □ indicate that no other alternatives are available.

HOW TO BUILD A MODEL NUMBER

Ⓐ Select basic model.

Ⓑ Select non-contrast or fabric contrast 1.
Refer to **ki.com/fabrics**

Ⓒ Select fabric contrast 2.
Refer to **ki.com/fabrics**

Ⓓ Select base finish color.
Refer to the **Product Color Options** page in this price list.

Ⓔ Select armcaps.

WAC	- Wood armcaps (pair)
SAC	- Solid surface; add $652
PACBL	- Black poly; add $86
PACSA	- Sand poly; add $86
PACWG	- Warm Grey poly; add $86

Upcharge for four armcaps.
Solid surface armcap color is always Corian™ white.

Ⓕ Select wood finish color.
Refer to the **Product Color Options** page in this price list.
Wood finish selection is for wood armcaps. For Kensington Maple add upcharge.

Ⓖ Select nylon glide color.

NGFN	- Flannel (Dark Grey)
NGNT	- Natural (Cream)

Ⓗ Select moisture barrier.

MB	- Moisture barrier
NMB	- No moisture barrier

See pricing column for moisture barrier upcharge.

California TB133 Fire Safety Code
For California Technical Bulletin 133 compliant models, a Product Modification Request is required. Contact Customer Service for details.

Model
All variations of Bariatric Models:
SOMB $279
SPMB $321

All variations of Loveseat Models:
SOM33 $307
SPM33 $348

All variations of Spanner Models:
SOM3S $384
SPM3S $437

KENSINGTON MAPLE UPCHARGE

Kensington Maple requires extended leadtimes.
Model
All variations of Bariatric Models:
SOMB $57
SPMB $57

All variations of Loveseat Models:
SOM33 $57
SPM33 $57

All variations of Spanner Models:
SOM3S $115
SPM3S $115

SPECIAL SERVICES

Special Carton Marking

With specially marked information N/C

Shipping
Ships **assembled, FOB High Point, NC 27263, freight prepaid.** Freight class 175

Specifications and prices are subject to change without prior notice.

Soltice® Metal
Multiple Seating

Soltice® Metal
Multiple Seating

	Features	MODEL NUMBER Basic Model	Non-Contrast or Fabric Contrast 1	Fabric Contrast 2	Base Finish	Arm Cap	Wood Finish	Glide Color	Moist. Barrier	Approx. Packaged Weight	Grade C.O.M.	Grade C	Grade D	Grade E & C.O.L.	Grade F	Grade G	Grade H	Grade I	Grade J	Grade K	Grade L Leather	Grade M Leather	Moisture Barrier add to list price
	No Connector	SOM33/NC	□□□□		□□	□□	□□	□□	□□	95.0#	$ 2445	$ 2572	$ 2606	$ 2646	$ 2676	$ 2728	$ 2780	$ 2847	$ 2981	$ 3114	$ 3250	$ 3518	$ 239
	Left Facing Chair Connector	SOM33LC/NC	□□□□		□□	□□	□□	□□	□□	95.0#	2445	2572	2606	2646	2676	2728	2780	2847	2981	3114	3250	3518	239
	Right Facing Chair Connector	SOM33RC/NC	□□□□		□□	□□	□□	□□	□□	95.0#	2445	2572	2606	2646	2676	2728	2780	2847	2981	3114	3250	3518	239
	Left Facing Table Connector	SOM33LT/NC	□□□□		□□	□□	□□	□□	□□	95.0#	2445	2572	2606	2646	2676	2728	2780	2847	2981	3114	3250	3518	239
	Right Facing Table Connector	SOM33RT/NC	□□□□		□□	□□	□□	□□	□□	95.0#	2445	2572	2606	2646	2676	2728	2780	2847	2981	3114	3250	3518	239
	Left and Right Facing Chair Connector	SOM33LCRC/NC	□□□□		□□	□□	□□	□□	□□	95.0#	2445	2572	2606	2646	2676	2728	2780	2847	2981	3114	3250	3518	239
	Left and Right Facing Table Connector	SOM33LTRT/NC	□□□□		□□	□□	□□	□□	□□	95.0#	2445	2572	2606	2646	2676	2728	2780	2847	2981	3114	3250	3518	239
SMML	Left Face Chair/Right Face Table Connector	SOM33LCRT/NC	□□□□		□□	□□	□□	□□	□□	95.0#	2445	2572	2606	2646	2676	2728	2780	2847	2981	3114	3250	3518	239
Loveseat (Open Arm) Non-Contrast	Left Face Table/ Right Face Chair Connector	SOM33LTRC/NC	□□□□		□□	□□	□□	□□	□□	95.0#	2445	2572	2606	2646	2676	2728	2780	2847	2981	3114	3250	3518	239
• Non-contrast C.O.M = 2.5 yd																							
	No Connector	SOM33/FC	□□□□	□□□□	□□	□□	□□	□□	□□	95.0#	$ 2524	$ 2652	$ 2685	$ 2725	$ 2753	$ 2807	$ 2860	$ 2926	$ 3061	$ 3192	$ 3329	$ 3596	$ 239
	Left Facing Chair Connector	SOM33LC/FC	□□□□	□□□□	□□	□□	□□	□□	□□	95.0#	2524	2652	2685	2725	2753	2807	2860	2926	3061	3192	3329	3596	239
	Right Facing Chair Connector	SOM33RC/FC	□□□□	□□□□	□□	□□	□□	□□	□□	95.0#	2524	2652	2685	2725	2753	2807	2860	2926	3061	3192	3329	3596	239
	Left Facing Table Connector	SOM33LT/FC	□□□□	□□□□	□□	□□	□□	□□	□□	95.0#	2524	2652	2685	2725	2753	2807	2860	2926	3061	3192	3329	3596	239
	Right Facing Table Connector	SOM33RT/FC	□□□□	□□□□	□□	□□	□□	□□	□□	95.0#	2524	2652	2685	2725	2753	2807	2860	2926	3061	3192	3329	3596	239
	Left and Right Facing Chair Connector	SOM33LCRC/FC	□□□□	□□□□	□□	□□	□□	□□	□□	95.0#	2524	2652	2685	2725	2753	2807	2860	2926	3061	3192	3329	3596	239
	Left and Right Facing Table Connector	SOM33LTRT/FC	□□□□	□□□□	□□	□□	□□	□□	□□	95.0#	2524	2652	2685	2725	2753	2807	2860	2926	3061	3192	3329	3596	239
SMML	Left Face Chair/Right Face Table Connector	SOM33LCRT/FC	□□□□	□□□□	□□	□□	□□	□□	□□	95.0#	2524	2652	2685	2725	2753	2807	2860	2926	3061	3192	3329	3596	239
Loveseat (Open Arm) Contrast	Left Face Table/ Right Face Chair Connector	SOM33LTRC/FC	□□□□	□□□□	□□	□□	□□	□□	□□	95.0#	2524	2652	2685	2725	2753	2807	2860	2926	3061	3192	3329	3596	239
• 1 = Back (Fabric Contrast 1) C.O.M. = 1.5 yd																							
• 2 = Seat (Fabric Contrast 2) C.O.M. = 1.25 yd																							
		Ⓐ	Ⓑ	Ⓒ	Ⓓ	Ⓔ	Ⓕ	Ⓖ	Ⓗ														

HOW TO ORDER

Indicate the following information on order form:
1. Quantity of each item.
2. Model number, including options. See "How To Build a Model Number".
3. Any special service required.

Note: • The □ indicates that a choice is required.
- The absence of the □ indicates that no choice is required.
- Alpha-numeric characters in place of □ indicate that no other alternatives are available.

HOW TO BUILD A MODEL NUMBER

Ⓐ Select basic model.

Ⓑ Select non-contrast or fabric contrast 1.
Refer to **ki.com/fabrics**

Ⓒ Select fabric contrast 2.
Refer to **ki.com/fabrics**

Ⓓ Select base finish color.
Refer to the **Product Color Options** page in this price list.

Ⓔ Select armcaps.

WAC	- Wood armcaps (pair)
SAC	- Solid surface; add $652
PACBL	- Black poly; add $86
PACSA	- Sand poly; add $86
PACWG	- Warm Grey poly; add $86

Upcharge for four armcaps.
Solid surface armcap color is always Corian™ white.

Ⓕ Select wood finish color.
Refer to the **Product Color Options** page in this price list.
Wood finish selection is for wood armcaps. For Kensington Maple add upcharge.

Ⓖ Select nylon glide color.

NGFN	- Flannel (Dark Grey)
NGNT	- Natural (Cream)

Ⓗ Select moisture barrier.

MB	- Moisture barrier
NMB	- No moisture barrier

See pricing column for moisture barrier upcharge.

California TB133 Fire Safety Code

For California Technical Bulletin 133 compliant models, a Product Modification Request is required. Contact Customer Service for details.

Model	
All variations of Bariatric Models:	
SOMB	$279
SPMB	$321
All variations of Loveseat Models:	
SOM33	$307
SPM33	$348
All variations of Spanner Models:	
SOM3S	$384
SPM3S	$437

KENSINGTON MAPLE UPCHARGE

Kensington Maple requires extended leadtimes.

Model	
All variations of Bariatric Models:	
SOMB	$57
SPMB	$57
All variations of Loveseat Models:	
SOM33	$57
SPM33	$57
All variations of Spanner Models:	
SOM3S	$115
SPM3S	$115

SPECIAL SERVICES

Special Carton Marking

With specially marked information	N/C

Shipping

Ships **assembled, FOB High Point, NC 27263, freight prepaid.** Freight class 175

Specifications and prices are subject to change without prior notice.

Soltice® Metal
Multiple Seating

Soltice® Metal
Multiple Seating

	Features	MODEL NUMBER Basic Model	Non-Contrast or Fabric Contrast 1	Fabric Contrast 2	Base Finish	Arm Cap	Wood Finish	Glide Color	Moist. Barrier	Approx. Packaged Weight	Grade C.O.M.	Grade C	Grade D	Grade E & C.O.L.	Grade F	Grade G	Grade H	Grade I	Grade J	Grade K	Grade L Leather	Grade M Leather	Moisture Barrier add to list price
	No Connector	SPM33/NC	□□□□		□□	□□	□□	□□	□□	105.0#	$ 2758	$ 2922	$ 2965	$ 3015	$ 3051	$ 3120	$ 3189	$ 3278	$ 3452	$ 3626	$ 3801	$ 4150	$ 259
	Left Facing Chair Connector	SPM33LC/NC	□□□□		□□	□□	□□	□□	□□	105.0#	2758	2922	2965	3015	3051	3120	3189	3278	3452	3626	3801	4150	259
	Right Facing Chair Connector	SPM33RC/NC	□□□□		□□	□□	□□	□□	□□	105.0#	2758	2922	2965	3015	3051	3120	3189	3278	3452	3626	3801	4150	259
	Left Facing Table Connector	SPM33LT/NC	□□□□		□□	□□	□□	□□	□□	105.0#	2758	2922	2965	3015	3051	3120	3189	3278	3452	3626	3801	4150	259
	Right Facing Table Connector	SPM33RT/NC	□□□□		□□	□□	□□	□□	□□	105.0#	2758	2922	2965	3015	3051	3120	3189	3278	3452	3626	3801	4150	259
	Left and Right Facing Chair Connector	SPM33LCRC/NC	□□□□		□□	□□	□□	□□	□□	105.0#	2758	2922	2965	3015	3051	3120	3189	3278	3452	3626	3801	4150	259
	Left and Right Facing Table Connector	SPM33LTRT/NC	□□□□		□□	□□	□□	□□	□□	105.0#	2758	2922	2965	3015	3051	3120	3189	3278	3452	3626	3801	4150	259
SMML	Left Face Chair/Right Face Table Connector	SPM33LCRT/NC	□□□□		□□	□□	□□	□□	□□	105.0#	2758	2922	2965	3015	3051	3120	3189	3278	3452	3626	3801	4150	259
Loveseat (Closed Arm) Non-Contrast	Left Face Table/ Right Face Chair Connector	SPM33LTRC/NC	□□□□		□□	□□	□□	□□	□□	105.0#	2758	2922	2965	3015	3051	3120	3189	3278	3452	3626	3801	4150	259
• Non-contrast C.O.M = 3.25 yd																							
	No Connector	SPM33/FC	□□□□	□□□□	□□	□□	□□	□□	□□	105.0#	$ 2835	$ 3000	$ 3045	$ 3096	$ 3132	$ 3200	$ 3270	$ 3357	$ 3531	$ 3705	$ 3881	$ 4227	$ 259
	Left Facing Chair Connector	SPM33LC/FC	□□□□	□□□□	□□	□□	□□	□□	□□	105.0#	2835	3000	3045	3096	3132	3200	3270	3357	3531	3705	3881	4227	259
	Right Facing Chair Connector	SPM33RC/FC	□□□□	□□□□	□□	□□	□□	□□	□□	105.0#	2835	3000	3045	3096	3132	3200	3270	3357	3531	3705	3881	4227	259
	Left Facing Table Connector	SPM33LT/FC	□□□□	□□□□	□□	□□	□□	□□	□□	105.0#	2835	3000	3045	3096	3132	3200	3270	3357	3531	3705	3881	4227	259
	Right Facing Table Connector	SPM33RT/FC	□□□□	□□□□	□□	□□	□□	□□	□□	105.0#	2835	3000	3045	3096	3132	3200	3270	3357	3531	3705	3881	4227	259
	Left and Right Facing Chair Connector	SPM33LCRC/FC	□□□□	□□□□	□□	□□	□□	□□	□□	105.0#	2835	3000	3045	3096	3132	3200	3270	3357	3531	3705	3881	4227	259
	Left and Right Facing Table Connector	SPM33LTRT/FC	□□□□	□□□□	□□	□□	□□	□□	□□	105.0#	2835	3000	3045	3096	3132	3200	3270	3357	3531	3705	3881	4227	259
SMML	Left Face Chair/Right Face Table Connector	SPM33LCRT/FC	□□□□	□□□□	□□	□□	□□	□□	□□	105.0#	2835	3000	3045	3096	3132	3200	3270	3357	3531	3705	3881	4227	259
Loveseat (Closed Arm) Contrast	Left Face Table/ Right Face Chair Connector	SPM33LTRC/FC	□□□□	□□□□	□□	□□	□□	□□	□□	105.0#	2835	3000	3045	3096	3132	3200	3270	3357	3531	3705	3881	4227	259
		Ⓐ	Ⓑ	Ⓒ	Ⓓ	Ⓔ	Ⓕ	Ⓖ	Ⓗ														

- 1 = Back and arms (Fabric Contrast 1) C.O.M. = 2.5 yd
- 2 = Seat (Fabric Contrast 2) C.O.M. = 1.25 yd

Note:
- The □ indicates that a choice is required.
- The absence of the □ indicates that no choice is required.
- Alpha-numeric characters in place of □ indicate that no other alternatives are available.

HOW TO ORDER

Indicate the following information on order form:
1. Quantity of each item.
2. Model number, including options. See "How To Build a Model Number".
3. Any special service required.

HOW TO BUILD A MODEL NUMBER

Ⓐ Select basic model.

Ⓑ Select non-contrast or fabric contrast 1.
Refer to **ki.com/fabrics**

Ⓒ Select fabric contrast 2.
Refer to **ki.com/fabrics**

Ⓓ Select base finish color.
Refer to the **Product Color Options** page in this price list.

Ⓔ Select armcaps.

WAC	- Wood armcaps (pair)
SAC	- Solid surface; add $652
PACBL	- Black poly; add $86
PACSA	- Sand poly; add $86
PACWG	- Warm Grey poly; add $86

Upcharge for four armcaps.
Solid surface armcap color is always Corian™ white.

Ⓕ Select wood finish color.
Refer to the **Product Color Options** page in this price list.
Wood finish selection is for wood armcaps. For Kensington Maple add upcharge.

Ⓖ Select nylon glide color.

NGFN	- Flannel (Dark Grey)
NGNT	- Natural (Cream)

Ⓗ Select moisture barrier.

MB	- Moisture barrier
NMB	- No moisture barrier

See pricing column for moisture barrier upcharge.

California TB133 Fire Safety Code

For California Technical Bulletin 133 compliant models, a Product Modification Request is required. Contact Customer Service for details.

Model	
All variations of Bariatric Models:	
SOMB	$279
SPMB	$321
All variations of Loveseat Models:	
SOM33	$307
SPM33	$348
All variations of Spanner Models:	
SOM3S	$384
SPM3S	$437

KENSINGTON MAPLE UPCHARGE

Kensington Maple requires extended leadtimes.

Model	
All variations of Bariatric Models:	
SOMB	$57
SPMB	$57
All variations of Loveseat Models:	
SOM33	$57
SPM33	$57
All variations of Spanner Models:	
SOM3S	$115
SPM3S	$115

SPECIAL SERVICES

Special Carton Marking

With specially marked information	N/C

Shipping

Ships **assembled, FOB High Point, NC 27263, freight prepaid.** Freight class 175

Specifications and prices are subject to change without prior notice.

Soltice® Metal

Multiple Seating - Three Seat Spanner

Soltice® Metal

Multiple Seating - Three Seat Spanner

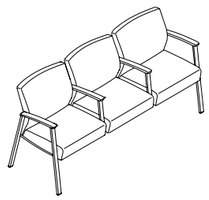

SMMS

Three Seat Spanner (Open Arm)
Non-Contrast

- Non-contrast C.O.M = 5 yd



SMMS

Three Seat Spanner (Open Arm)
Contrast

- 1 = Back (Fabric Contrast 1) C.O.M. = 3 yd
- 2 = Seat (Fabric Contrast 2) C.O.M. = 2.25 yd

	Features	MODEL NUMBER Basic Model (A)	Non-Contrast or Fabric Contrast 1 (B)	Fabric Contrast 2 (C)	Base Finish (D)	Arm Cap (E)	Wood Finish (F)	Glide Color (G)	Moist. Barrier (H)	Approx. Packaged Weight	Grade C.O.M.	Grade C	Grade D	Grade E & C.O.L.	Grade F	Grade G	Grade H	Grade I	Grade J	Grade K	Grade L Leather	Grade M Leather	Moisture Barrier add to list price
	No Connector	SOM3S/NC	□□□□		□□	□□	□□	□□	□□	140.0#	$ 3585	$ 3852	$ 3923	$ 4007	$ 4063	$ 4176	$ 4289	$ 4430	$ 4710	$ 4992	$ 5274	$ 5836	$ 257
	Left Facing Table Connector	SOM3SLT/NC	□□□□		□□	□□	□□	□□	□□	140.0#	3585	3852	3923	4007	4063	4176	4289	4430	4710	4992	5274	5836	257
	Right Facing Table Connector	SOM3SRT/NC	□□□□		□□	□□	□□	□□	□□	140.0#	3585	3852	3923	4007	4063	4176	4289	4430	4710	4992	5274	5836	257
	Left and Right Facing Table Connector	SOM3SLTRT/NC	□□□□		□□	□□	□□	□□	□□	140.0#	3585	3852	3923	4007	4063	4176	4289	4430	4710	4992	5274	5836	257
	No Connector	SOM3S/FC	□□□□	□□□□	□□	□□	□□	□□	□□	140.0#	$ 3729	$ 3996	$ 4068	$ 4152	$ 4208	$ 4322	$ 4432	$ 4574	$ 4854	$ 5137	$ 5417	$ 5980	$ 257
	Left Facing Table Connector	SOM3SLT/FC	□□□□	□□□□	□□	□□	□□	□□	□□	140.0#	3729	3996	4068	4152	4208	4322	4432	4574	4854	5137	5417	5980	257
	Right Facing Table Connector	SOM3SRT/FC	□□□□	□□□□	□□	□□	□□	□□	□□	140.0#	3729	3996	4068	4152	4208	4322	4432	4574	4854	5137	5417	5980	257
	Left and Right Facing Table Connector	SOM3SLTRT/FC	□□□□	□□□□	□□	□□	□□	□□	□□	140.0#	3729	3996	4068	4152	4208	4322	4432	4574	4854	5137	5417	5980	257
			A	B	C	D	E	F	G	H													

HOW TO ORDER

Indicate the following information on order form:
1. Quantity of each item.
2. Model number, including options. See "How To Build a Model Number".
3. Any special service required.

Note: • The □ indicates that a choice is required.
- The absence of the □ indicates that no choice is required.
- Alpha-numeric characters in place of □ indicate that no other alternatives are available.

HOW TO BUILD A MODEL NUMBER

A Select basic model.

B Select non-contrast or fabric contrast 1.
Refer to **ki.com/fabrics**

C Select fabric contrast 2.
Refer to **ki.com/fabrics**

D Select base finish color.
Refer to the **Product Color Options** page in this price list.

E Select armcaps.

WAC	- Wood armcaps (pair)
SAC	- Solid surface; add $1229
PACBL	- Black poly; add $174
PACSA	- Sand poly; add $174
PACWG	- Warm Grey poly; add $174

Upcharge for four armcaps.
Solid surface armcap color is always Corian™ white.

F Select wood finish color.
Refer to the **Product Color Options** page in this price list.
Wood finish selection is for wood armcaps.
For Kensington Maple add upcharge.

G Select nylon glide color.

NGFN	- Flannel (Dark Grey)
NGNT	- Natural (Cream)

H Select moisture barrier.

MB	- Moisture barrier
NMB	- No moisture barrier

See pricing column for moisture barrier upcharge.

California TB133 Fire Safety Code

For California Technical Bulletin 133 compliant models, a Product Modification Request is required. Contact Customer Service for details.

Model	
All variations of Bariatric Models:	
SOMB	$279
SPMB	$321
All variations of Loveseat Models:	
SOM33	$307
SPM33	$348
All variations of Spanner Models:	
SOM3S	$384
SPM3S	$437

KENSINGTON MAPLE UPCHARGE

Kensington Maple requires extended leadtimes.

Model	
All variations of Bariatric Models:	
SOMB	$57
SPMB	$57
All variations of Loveseat Models:	
SOM33	$57
SPM33	$57
All variations of Spanner Models:	
SOM3S	$115
SPM3S	$115

SPECIAL SERVICES

Special Carton Marking

With specially marked information N/C

Shipping

Ships **assembled, FOB High Point, NC 27263, freight prepaid.** Freight class 175

Specifications and prices are subject to change without prior notice.

Soltice® Metal
Multiple Seating - Three Seat Spanner

Soltice® Metal
Multiple Seating - Three Seat Spanner



SMMS

Three Seat Spanner (Closed Arm)
Non-Contrast

- Non-contrast C.O.M = 5.75 yd



SMMS

Three Seat Spanner (Closed Arm)
Contrast

- 1 = Back and arms (Fabric Contrast 1) C.O.M. = 4 yd
- 2 = Seat (Fabric Contrast 2) C.O.M. = 2.25 yd

	Features	MODEL NUMBER: Basic Model	Non-Contrast or Fabric Contrast 1	Fabric Contrast 2	Base Finish	Arm Cap	Wood Finish	Glide Color	Moist. Barrier	Approx. Packaged Weight	Grade C.O.M.	Grade C	Grade D	Grade E & C.O.L.	Grade F	Grade G	Grade H	Grade I	Grade J	Grade K	Grade L Leather	Grade M Leather	Moisture Barrier add to list price
	No Connector	SPM3S/NC	□□□□		□□	□□	□□	□□	□□	150.0#	$ 4076	$ 4392	$ 4477	$ 4578	$ 4644	$ 4780	$ 4913	$ 5080	$ 5415	$ 5749	$ 6084	$ 6753	$ 278
	Left Facing Table Connector	SPM3SLT/NC	□□□□		□□	□□	□□	□□	□□	150.0#	4076	4392	4477	4578	4644	4780	4913	5080	5415	5749	6084	6753	278
	Right Facing Table Connector	SPM3SRT/NC	□□□□		□□	□□	□□	□□	□□	150.0#	4076	4392	4477	4578	4644	4780	4913	5080	5415	5749	6084	6753	278
	Left and Right Facing Table Connector	SPM3SLTRT/NC	□□□□		□□	□□	□□	□□	□□	150.0#	4076	4392	4477	4578	4644	4780	4913	5080	5415	5749	6084	6753	278
	No Connector	SPM3S/FC	□□□□	□□□□	□□	□□	□□	□□	□□	150.0#	$ 4220	$ 4538	$ 4622	$ 4722	$ 4790	$ 4925	$ 5057	$ 5225	$ 5560	$ 5896	$ 6229	$ 6898	$ 278
	Left Facing Table Connector	SPM3SLT/FC	□□□□	□□□□	□□	□□	□□	□□	□□	150.0#	4220	4538	4622	4722	4790	4925	5057	5225	5560	5896	6229	6898	278
	Right Facing Table Connector	SPM3SRT/FC	□□□□	□□□□	□□	□□	□□	□□	□□	150.0#	4220	4538	4622	4722	4790	4925	5057	5225	5560	5896	6229	6898	278
	Left and Right Facing Table Connector	SPM3SLTRT/FC	□□□□	□□□□	□□	□□	□□	□□	□□	150.0#	4220	4538	4622	4722	4790	4925	5057	5225	5560	5896	6229	6898	278
			Ⓐ	Ⓑ	Ⓒ	Ⓓ	Ⓔ	Ⓕ	Ⓖ	Ⓗ													

HOW TO ORDER

Indicate the following information on order form:
1. Quantity of each item.
2. Model number, including options. See "How To Build a Model Number".
3. Any special service required.

Note: • The □ indicates that a choice is required.
• The absence of the □ indicates that no choice is required.
• Alpha-numeric characters in place of □ indicate that no other alternatives are available.

HOW TO BUILD A MODEL NUMBER

Ⓐ Select basic model.

Ⓑ Select non-contrast or fabric contrast 1.
Refer to **ki.com/fabrics**

Ⓒ Select fabric contrast 2.
Refer to **ki.com/fabrics**

Ⓓ Select base finish color.
Refer to the **Product Color Options** page in this price list.

Ⓔ Select armcaps.

WAC	- Wood armcaps (pair)
SAC	- Solid surface; add $1229
PACBL	- Black poly; add $174
PACSA	- Sand poly; add $174
PACWG	- Warm Grey poly; add $174

Upcharge for four armcaps.
Solid surface armcap color is always Corian™ white.

Ⓕ Select wood finish color.
Refer to the **Product Color Options** page in this price list.
Wood finish selection is for wood armcaps. For Kensington Maple add upcharge.

Ⓖ Select nylon glide color.

NGFN	- Flannel (Dark Grey)
NGNT	- Natural (Cream)

Ⓗ Select moisture barrier.

MB	- Moisture barrier
NMB	- No moisture barrier

See pricing column for moisture barrier upcharge.

California TB133 Fire Safety Code
For California Technical Bulletin 133 compliant models, a Product Modification Request is required. Contact Customer Service for details.

Model	
All variations of Bariatric Models:	
SOMB	$279
SPMB	$321
All variations of Loveseat Models:	
SOM33	$307
SPM33	$348
All variations of Spanner Models:	
SOM3S	$384
SPM3S	$437

KENSINGTON MAPLE UPCHARGE

Kensington Maple requires extended leadtimes.

Model	
All variations of Bariatric Models:	
SOMB	$57
SPMB	$57
All variations of Loveseat Models:	
SOM33	$57
SPM33	$57
All variations of Spanner Models:	
SOM3S	$115
SPM3S	$115

SPECIAL SERVICES

Special Carton Marking

With specially marked information	N/C

Shipping
Ships **assembled, FOB High Point, NC 27263, freight prepaid.** Freight class 175

Specifications and prices are subject to change without prior notice.

Soltice® Metal
Multiple Seating Add-on

Soltice® Metal
Multiple Seating Add-on

	MODEL	Features	MODEL NUMBER: Basic Model	Non-Contrast or Fabric Contrast 1	Fabric Contrast 2	Base Finish	Arm Cap	Wood Finish	Glide Color	Moist. Barrier	Approx. Packaged Weight	Grade C.O.M.	Grade C	Grade D	Grade E & C.O.L.	Grade F	Grade G	Grade H	Grade I	Grade J	Grade K	Grade L Leather	Grade M Leather	Moisture Barrier add to list price
 SMAMC	**One Seat Add-on Unit - Left Facing (Open Arm) Non-Contrast** • Non-contrast C.O.M = 1.5 yd	No Connector	SOMACL/NC	□□□□		□□	□□	□□	□□	□□	45.0#	$ 1262	$ 1338	$ 1359	$ 1383	$ 1399	$ 1433	$ 1464	$ 1505	$ 1583	$ 1666	$ 1744	$ 1906	$ 212
		Left Chair Connector	SOMACLC/NC	□□□□		□□	□□	□□	□□	□□	45.0#	1262	1338	1359	1383	1399	1433	1464	1505	1583	1666	1744	1906	212
		Left Table Connector	SOMACLT/NC	□□□□		□□	□□	□□	□□	□□	45.0#	1262	1338	1359	1383	1399	1433	1464	1505	1583	1666	1744	1906	212
 SMAMC	**One Seat Add-on Unit - Left Facing (Open Arm) Contrast** • 1 = Back (Fabric Contrast 1) C.O.M. = 1.25 yd • 2 = Seat (Fabric Contrast 2) C.O.M. = 1 yd	No Connector	SOMACL/FC	□□□□	□□□□	□□	□□	□□	□□	□□	45.0#	$ 1321	$ 1398	$ 1418	$ 1440	$ 1458	$ 1490	$ 1522	$ 1563	$ 1643	$ 1723	$ 1803	$ 1962	$ 212
		Left Chair Connector	SOMACLC/FC	□□□□	□□□□	□□	□□	□□	□□	□□	45.0#	1321	1398	1418	1440	1458	1490	1522	1563	1643	1723	1803	1962	212
		Left Table Connector	SOMACLT/FC	□□□□	□□□□	□□	□□	□□	□□	□□	45.0#	1321	1398	1418	1440	1458	1490	1522	1563	1643	1723	1803	1962	212
				Ⓑ	Ⓒ	Ⓓ	Ⓔ	Ⓕ	Ⓖ	Ⓗ														

HOW TO ORDER

Indicate the following information on order form:
1. Quantity of each item.
2. Model number, including options. See "How To Build a Model Number".
3. Any special service required.

Note: • The □ indicates that a choice is required.
- The absence of the □ indicates that no choice is required.
- Alpha-numeric characters in place of □ indicate that no other alternatives are available.

HOW TO BUILD A MODEL NUMBER

Ⓐ Select basic model.

Ⓑ Select non-contrast or fabric contrast 1.
Refer to **ki.com/fabrics**

Ⓒ Select fabric contrast 2.
Refer to **ki.com/fabrics**

Ⓓ Select base finish color.
Refer to the **Product Color Options** page in this price list.

Ⓔ Select armcaps.

WAC	- Wood armcaps (pair)
SAC	- Solid surface; add $398
PACBL	- Black poly; add $43
PACSA	- Sand poly; add $43
PACWG	- Warm Grey poly; add $43

Upcharge for one armcap.
Solid surface armcap color is always Corian™ white.

Ⓕ Select wood finish color.
Refer to the **Product Color Options** page in this price list.
Wood finish selection is for wood armcaps. For Kensington Maple add upcharge.

Ⓖ Select nylon glide color.

NGFN	- Flannel (Dark Grey)
NGNT	- Natural (Cream)

Ⓗ Select moisture barrier.

MB	- Moisture barrier
NMB	- No moisture barrier

See pricing column for moisture barrier upcharge.

California TB133 Fire Safety Code

For California Technical Bulletin 133 compliant models, a Product Modification Request is required. Contact Customer Service for details.

Model	
All variations of One Seat Add-on Models:	
SOMACL	$251
SOMACR	$251
SPMACL	$280
SPMACR	$280

KENSINGTON MAPLE UPCHARGE

Kensington Maple requires extended leadtimes.

Model	
All variations of One Seat Add-on Models:	
SOMACL	$30
SOMACR	$30
SPMACL	$30
SPMACR	$30

SPECIAL SERVICES

Special Carton Marking

With specially marked information	N/C

Shipping

Ships **assembled, FOB High Point, NC 27263, freight prepaid.** Freight class 175

Specifications and prices are subject to change without prior notice.

Soltice® Metal
Multiple Seating Add-on

Soltice® Metal
Multiple Seating Add-on

	MODEL	Features	MODEL NUMBER: Basic Model	Non-Contrast or Fabric Contrast 1	Fabric Contrast 2	Base Finish	Arm Cap	Wood Finish	Glide Color	Moist. Barrier	Approx. Packaged Weight	Grade C.O.M.	Grade C	Grade D	Grade E & C.O.L.	Grade F	Grade G	Grade H	Grade I	Grade J	Grade K	Grade L Leather	Grade M Leather	Moisture Barrier add to list price
 SMAMC	**One Seat Add-on Unit - Right Facing (Open Arm) Non-Contrast** • Non-contrast C.O.M = 1.5 yd	No Connector	SOMACR/NC	□□□□		□□	□□	□□	□□	□□	45.0#	$ 1262	$ 1338	$ 1359	$ 1383	$ 1399	$ 1433	$ 1464	$ 1505	$ 1583	$ 1666	$ 1744	$ 1906	$ 212
		Right Chair Connector	SOMACRC/NC	□□□□		□□	□□	□□	□□	□□	45.0#	1262	1338	1359	1383	1399	1433	1464	1505	1583	1666	1744	1906	212
		Right Table Connector	SOMACRT/NC	□□□□		□□	□□	□□	□□	□□	45.0#	1262	1338	1359	1383	1399	1433	1464	1505	1583	1666	1744	1906	212
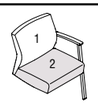 SMAMC	**One Seat Add-on Unit - Right Facing (Open Arm) Contrast** • 1 = Back (Fabric Contrast 1) C.O.M. = 1.25 yd • 2 = Seat (Fabric Contrast 2) C.O.M. = 1 yd	No Connector	SOMACR/FC	□□□□	□□□□	□□	□□	□□	□□	□□	45.0#	$ 1321	$ 1398	$ 1418	$ 1440	$ 1458	$ 1490	$ 1522	$ 1563	$ 1643	$ 1723	$ 1803	$ 1962	$ 212
		Right Chair Connector	SOMACRC/FC	□□□□	□□□□	□□	□□	□□	□□	□□	45.0#	1321	1398	1418	1440	1458	1490	1522	1563	1643	1723	1803	1962	212
		Right Table Connector	SOMACRT/FC	□□□□	□□□□	□□	□□	□□	□□	□□	45.0#	1321	1398	1418	1440	1458	1490	1522	1563	1643	1723	1803	1962	212
				Ⓑ	Ⓒ	Ⓓ	Ⓔ	Ⓕ	Ⓖ	Ⓗ														

HOW TO ORDER

Indicate the following information on order form:
1. Quantity of each item.
2. Model number, including options. See "How To Build a Model Number".
3. Any special service required.

Note: • The □ indicates that a choice is required.
- The absence of the □ indicates that no choice is required.
- Alpha-numeric characters in place of □ indicate that no other alternatives are available.

HOW TO BUILD A MODEL NUMBER

Ⓐ Select basic model.

Ⓑ Select non-contrast or fabric contrast 1.
Refer to **ki.com/fabrics**

Ⓒ Select fabric contrast 2.
Refer to **ki.com/fabrics**

Ⓓ Select base finish color.
Refer to the **Product Color Options** page in this price list.

Ⓔ Select armcaps.

WAC	- Wood armcaps (pair)
SAC	- Solid surface; add $398
PACBL	- Black poly; add $43
PACSA	- Sand poly; add $43
PACWG	- Warm Grey poly; add $43

Upcharge for one armcap.
Solid surface armcap color is always Corian™ white.

Ⓕ Select wood finish color.
Refer to the **Product Color Options** page in this price list.
Wood finish selection is for wood armcaps. For Kensington Maple add upcharge.

Ⓖ Select nylon glide color.

NGFN	- Flannel (Dark Grey)
NGNT	- Natural (Cream)

Ⓗ Select moisture barrier.

MB	- Moisture barrier
NMB	- No moisture barrier

See pricing column for moisture barrier upcharge.

California TB133 Fire Safety Code

For California Technical Bulletin 133 compliant models, a Product Modification Request is required. Contact Customer Service for details.

Model	
All variations of One Seat Add-on Models:	
SOMACL	$251
SOMACR	$251
SPMACL	$280
SPMACR	$280

KENSINGTON MAPLE UPCHARGE

Kensington Maple requires extended leadtimes.

Model	
All variations of One Seat Add-on Models:	
SOMACL	$30
SOMACR	$30
SPMACL	$30
SPMACR	$30

SPECIAL SERVICES

Special Carton Marking

With specially marked information	N/C

Shipping

Ships **assembled, FOB High Point, NC 27263, freight prepaid.** Freight class 175

Specifications and prices are subject to change without prior notice.

Soltice® Metal
Multiple Seating Add-on

Soltice® Metal
Multiple Seating Add-on

	MODEL	Features	MODEL NUMBER: Basic Model	Non-Contrast or Fabric Contrast 1	Fabric Contrast 2	Base Finish	Arm Cap	Wood Finish	Glide Color	Moist. Barrier	Approx. Packaged Weight	Grade C.O.M.	Grade C	Grade D	Grade E & C.O.L.	Grade F	Grade G	Grade H	Grade I	Grade J	Grade K	Grade L Leather	Grade M Leather	Moisture Barrier add to list price
 SMAMC	**One Seat Add-on Unit - Left Facing (Closed Arm) Non-Contrast** • Non-contrast C.O.M = 2.25 yd	No Connector	SPMACL/NC	□□□□		□□	□□	□□	□□	□□	45.0#	$ 1434	$ 1548	$ 1577	$ 1614	$ 1640	$ 1687	$ 1737	$ 1794	$ 1916	$ 2035	$ 2157	$ 2400	$ 222
		Left Chair Connector	SPMACLC/NC	□□□□		□□	□□	□□	□□	□□	45.0#	1434	1548	1577	1614	1640	1687	1737	1794	1916	2035	2157	2400	222
		Left Table Connector	SPMACLT/NC	□□□□		□□	□□	□□	□□	□□	45.0#	1434	1548	1577	1614	1640	1687	1737	1794	1916	2035	2157	2400	222
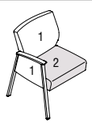 SMAMC	**One Seat Add-on Unit - Left Facing (Closed Arm) Contrast** • 1 = Back and arms (Fabric Contrast 1) C.O.M. = 1.75 yd • 2 = Seat (Fabric Contrast 2) C.O.M. = 1 yd	No Connector	SPMACL/FC	□□□□	□□□□	□□	□□	□□	□□	□□	45.0#	$ 1491	$ 1607	$ 1638	$ 1671	$ 1697	$ 1744	$ 1793	$ 1853	$ 1976	$ 2095	$ 2214	$ 2456	$ 222
		Left Chair Connector	SPMACLC/FC	□□□□	□□□□	□□	□□	□□	□□	□□	45.0#	1491	1607	1638	1671	1697	1744	1793	1853	1976	2095	2214	2456	222
		Left Table Connector	SPMACLT/FC	□□□□	□□□□	□□	□□	□□	□□	□□	45.0#	1491	1607	1638	1671	1697	1744	1793	1853	1976	2095	2214	2456	222
				Ⓐ	Ⓑ	Ⓒ	Ⓓ	Ⓔ	Ⓕ	Ⓖ	Ⓗ													

HOW TO ORDER

Indicate the following information on order form:
1. Quantity of each item.
2. Model number, including options. See "How To Build a Model Number".
3. Any special service required.

Note: • The □ indicates that a choice is required.
- The absence of the □ indicates that no choice is required.
- Alpha-numeric characters in place of □ indicate that no other alternatives are available.

HOW TO BUILD A MODEL NUMBER

Ⓐ Select basic model.

Ⓑ Select non-contrast or fabric contrast 1.
Refer to **ki.com/fabrics**

Ⓒ Select fabric contrast 2.
Refer to **ki.com/fabrics**

Ⓓ Select base finish color.
Refer to the **Product Color Options** page in this price list.

Ⓔ Select armcaps.

WAC	- Wood armcaps (pair)
SAC	- Solid surface; add $398
PACBL	- Black poly; add $43
PACSA	- Sand poly; add $43
PACWG	- Warm Grey poly; add $43

Upcharge for one armcap.
Solid surface armcap color is always Corian™ white.

Ⓕ Select wood finish color.
Refer to the **Product Color Options** page in this price list.
Wood finish selection is for wood armcaps. For Kensington Maple add upcharge.

Ⓖ Select nylon glide color.

NGFN	- Flannel (Dark Grey)
NGNT	- Natural (Cream)

Ⓗ Select moisture barrier.

MB	- Moisture barrier
NMB	- No moisture barrier

See pricing column for moisture barrier upcharge.

KENSINGTON MAPLE UPCHARGE

Kensington Maple requires extended leadtimes.

Model	
All variations of One Seat Add-on Models:	
SOMACL	$30
SOMACR	$30
SPMACL	$30
SPMACR	$30

California TB133 Fire Safety Code

For California Technical Bulletin 133 compliant models, a Product Modification Request is required. Contact Customer Service for details.

Model	
All variations of One Seat Add-on Models:	
SOMACL	$251
SOMACR	$251
SPMACL	$280
SPMACR	$280

SPECIAL SERVICES

Special Carton Marking

With specially marked information N/C

Shipping

Ships **assembled, FOB High Point, NC 27263, freight prepaid.** Freight class 175

Specifications and prices are subject to change without prior notice.

Soltice® Metal
Multiple Seating Add-on

Soltice® Metal
Multiple Seating Add-on

	MODEL	Features	MODEL NUMBER: Basic Model	Non-Contrast or Fabric Contrast 1	Fabric Contrast 2	Base Finish	Arm Cap	Wood Finish	Glide Color	Moist. Barrier	Approx. Packaged Weight	Grade C.O.M.	Grade C	Grade D	Grade E & C.O.L.	Grade F	Grade G	Grade H	Grade I	Grade J	Grade K	Grade L Leather	Grade M Leather	Moisture Barrier add to list price
 SMAMC	**One Seat Add-on Unit - Right Facing (Closed Arm) Non-Contrast** • Non-contrast C.O.M = 2.25 yd	No Connector	SPMACR/NC	□□□□		□□	□□	□□	□□	□□	45.0#	$ 1434	$ 1548	$ 1577	$ 1614	$ 1640	$ 1687	$ 1737	$ 1794	$ 1916	$ 2035	$ 2157	$ 2400	$ 222
		Right Chair Connector	SPMACRC/NC	□□□□		□□	□□	□□	□□	□□	45.0#	1434	1548	1577	1614	1640	1687	1737	1794	1916	2035	2157	2400	222
		Right Table Connector	SPMACRT/NC	□□□□		□□	□□	□□	□□	□□	45.0#	1434	1548	1577	1614	1640	1687	1737	1794	1916	2035	2157	2400	222
 SMAMC	**One Seat Add-on Unit - Right Facing (Closed Arm) Contrast** • 1 = Back and arms (Fabric Contrast 1) C.O.M. = 1.75 yd • 2 = Seat (Fabric Contrast 2) C.O.M. = 1 yd	No Connector	SPMACR/FC	□□□□	□□□□	□□	□□	□□	□□	□□	45.0#	$ 1491	$ 1607	$ 1638	$ 1671	$ 1697	$ 1744	$ 1793	$ 1853	$ 1976	$ 2095	$ 2214	$ 2456	$ 222
		Right Chair Connector	SPMACRC/FC	□□□□	□□□□	□□	□□	□□	□□	□□	45.0#	1491	1607	1638	1671	1697	1744	1793	1853	1976	2095	2214	2456	222
		Right Table Connector	SPMACRT/FC	□□□□	□□□□	□□	□□	□□	□□	□□	45.0#	1491	1607	1638	1671	1697	1744	1793	1853	1976	2095	2214	2456	222
				Ⓐ	Ⓑ	Ⓒ	Ⓓ	Ⓔ	Ⓕ	Ⓖ	Ⓗ													

HOW TO ORDER

Indicate the following information on order form:
1. Quantity of each item.
2. Model number, including options. See "How To Build a Model Number".
3. Any special service required.

Note: • The □ indicates that a choice is required.
- The absence of the □ indicates that no choice is required.
- Alpha-numeric characters in place of □ indicate that no other alternatives are available.

HOW TO BUILD A MODEL NUMBER

Ⓐ Select basic model.

Ⓑ Select non-contrast or fabric contrast 1.
Refer to **ki.com/fabrics**

Ⓒ Select fabric contrast 2.
Refer to **ki.com/fabrics**

Ⓓ Select base finish color.
Refer to the **Product Color Options** page in this price list.

Ⓔ Select armcaps.

WAC	- Wood armcaps (pair)
SAC	- Solid surface; add $398
PACBL	- Black poly; add $43
PACSA	- Sand poly; add $43
PACWG	- Warm Grey poly; add $43

Upcharge for one armcap.
Solid surface armcap color is always Corian™ white.

Ⓕ Select wood finish color.
Refer to the **Product Color Options** page in this price list.
Wood finish selection is for wood armcaps. For Kensington Maple add upcharge.

Ⓖ Select nylon glide color.

NGFN	- Flannel (Dark Grey)
NGNT	- Natural (Cream)

Ⓗ Select moisture barrier.

MB	- Moisture barrier
NMB	- No moisture barrier

See pricing column for moisture barrier upcharge.

California TB133 Fire Safety Code

For California Technical Bulletin 133 compliant models, a Product Modification Request is required. Contact Customer Service for details.

Model	
All variations of One Seat Add-on Models:	
SOMACL	$251
SOMACR	$251
SPMACL	$280
SPMACR	$280

KENSINGTON MAPLE UPCHARGE

Kensington Maple requires extended leadtimes.

Model	
All variations of One Seat Add-on Models:	
SOMACL	$30
SOMACR	$30
SPMACL	$30
SPMACR	$30

SPECIAL SERVICES

Special Carton Marking

With specially marked information	N/C

Shipping

Ships **assembled, FOB High Point, NC 27263, freight prepaid.** Freight class 175

Specifications and prices are subject to change without prior notice.

Soltice® Metal
Multiple Seating Add-on

Soltice® Metal
Multiple Seating Add-on

	MODEL	Features	MODEL NUMBER: Basic Model (A)	Non-Contrast or Fabric Contrast 1 (B)	Fabric Contrast 2 (C)	Base Finish (D)	Arm Cap (E)	Wood Finish (F)	Glide Color (G)	Moist. Barrier (H)	Approx. Packaged Weight	Grade C.O.M.	Grade C	Grade D	Grade E & C.O.L.	Grade F	Grade G	Grade H	Grade I	Grade J	Grade K	Grade L Leather	Grade M Leather	Moisture Barrier add to list price
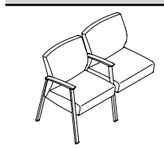 SMAMC	**Two Seat Add-on Unit - Left Facing (Open Arm) Non-Contrast** • Non-contrast C.O.M = 3 yd	No Connector	SOMACCL/NC	□□□□		□□	□□	□□	□□	□□	90.0#	$ 2296	$ 2448	$ 2487	$ 2537	$ 2566	$ 2633	$ 2695	$ 2776	$ 2939	$ 3099	$ 3259	$ 3580	$ 235
		Left Chair Connector	SOMACCLC/NC	□□□□		□□	□□	□□	□□	□□	90.0#	2296	2448	2487	2537	2566	2633	2695	2776	2939	3099	3259	3580	235
		Left Table Connector	SOMACCLT/NC	□□□□		□□	□□	□□	□□	□□	90.0#	2296	2448	2487	2537	2566	2633	2695	2776	2939	3099	3259	3580	235
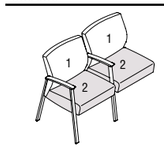 SMAMC	**Two Seat Add-on Unit - Left Facing (Open Arm) Contrast** • 1 = Back (Fabric Contrast 1) C.O.M. = 2 yd • 2 = Seat (Fabric Contrast 2) C.O.M. = 2 yd	No Connector	SOMACCL/FC	□□□□	□□□□	□□	□□	□□	□□	□□	90.0#	$ 2399	$ 2550	$ 2590	$ 2637	$ 2669	$ 2734	$ 2798	$ 2877	$ 3040	$ 3200	$ 3360	$ 3681	$ 235
		Left Chair Connector	SOMACCLC/FC	□□□□	□□□□	□□	□□	□□	□□	□□	90.0#	2399	2550	2590	2637	2669	2734	2798	2877	3040	3200	3360	3681	235
		Left Table Connector	SOMACCLT/FC	□□□□	□□□□	□□	□□	□□	□□	□□	90.0#	2399	2550	2590	2637	2669	2734	2798	2877	3040	3200	3360	3681	235

Ⓐ Ⓑ Ⓒ Ⓓ Ⓔ Ⓕ Ⓖ Ⓗ

HOW TO ORDER

Indicate the following information on order form:
1. Quantity of each item.
2. Model number, including options. See "How To Build a Model Number".
3. Any special service required.

Note: • The □ indicates that a choice is required.
- The absence of the □ indicates that no choice is required.
- Alpha-numeric characters in place of □ indicate that no other alternatives are available.

HOW TO BUILD A MODEL NUMBER

Ⓐ Select basic model.

Ⓑ Select non-contrast or fabric contrast 1.
Refer to **ki.com/fabrics**

Ⓒ Select fabric contrast 2.
Refer to **ki.com/fabrics**

Ⓓ Select base finish color.
Refer to the **Product Color Options** page in this price list.

Ⓔ Select armcaps.

WAC	- Wood armcaps (pair)
SAC	- Solid surface; add $652
PACBL	- Black poly; add $86
PACSA	- Sand poly; add $86
PACWG	- Warm Grey poly; add $86

Upcharge for two armcaps.
Solid surface armcap color is always Corian™ white.

Ⓕ Select wood finish color.
Refer to the **Product Color Options** page in this price list.
Wood finish selection is for wood armcaps. For Kensington Maple add upcharge.

Ⓖ Select nylon glide color.

NGFN	- Flannel (Dark Grey)
NGNT	- Natural (Cream)

Ⓗ Select moisture barrier.

MB	- Moisture barrier
NMB	- No moisture barrier

See pricing column for moisture barrier upcharge.

California TB133 Fire Safety Code

For California Technical Bulletin 133 compliant models, a Product Modification Request is required. Contact Customer Service for details.

Model	
All variations of Two Seat Add-on Models:	
SOMACCL	$312
SOMACCR	$312
SPMACCL	$353
SPMACCR	$353

KENSINGTON MAPLE UPCHARGE

Kensington Maple requires extended leadtimes.

Model	
All variations of Two Seat Add-on Models:	
SOMACCL	$57
SOMACCR	$57
SPMACCL	$57
SPMACCR	$57

SPECIAL SERVICES

Special Carton Marking

With specially marked information	N/C

Shipping

Ships **assembled, FOB High Point, NC 27263, freight prepaid.** Freight class 175

Specifications and prices are subject to change without prior notice.

Soltice® Metal
Multiple Seating Add-on

Soltice® Metal
Multiple Seating Add-on

	Features	MODEL NUMBER Basic Model	Non-Contrast or Fabric Contrast 1	Fabric Contrast 2	Base Finish	Arm Cap	Wood Finish	Glide Color	Moist. Barrier	Approx. Packaged Weight	Grade C.O.M.	Grade C	Grade D	Grade E & C.O.L.	Grade F	Grade G	Grade H	Grade I	Grade J	Grade K	Grade L Leather	Grade M Leather	Moisture Barrier add to list price
 SMAMC	No Connector	SOMACCR/NC	□□□□		□□	□□	□□	□□	□□	90.0#	$ 2296	$ 2448	$ 2487	$ 2537	$ 2566	$ 2633	$ 2695	$ 2776	$ 2939	$ 3099	$ 3259	$ 3580	$ 235
	Right Chair Connector	SOMACCRC/NC	□□□□		□□	□□	□□	□□	□□	90.0#	2296	2448	2487	2537	2566	2633	2695	2776	2939	3099	3259	3580	235
	Right Table Connector	SOMACCRT/NC	□□□□		□□	□□	□□	□□	□□	90.0#	2296	2448	2487	2537	2566	2633	2695	2776	2939	3099	3259	3580	235
Two Seat Add-on Unit - Right Facing (Open Arm) Non-Contrast • Non-contrast C.O.M = 3 yd																							
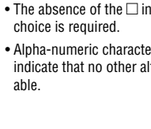 SMAMC	No Connector	SOMACCR/FC	□□□□	□□□□	□□	□□	□□	□□	□□	90.0#	$ 2399	$ 2550	$ 2590	$ 2637	$ 2669	$ 2734	$ 2798	$ 2877	$ 3040	$ 3200	$ 3360	$ 3681	$ 235
	Right Chair Connector	SOMACCRC/FC	□□□□	□□□□	□□	□□	□□	□□	□□	90.0#	2399	2550	2590	2637	2669	2734	2798	2877	3040	3200	3360	3681	235
	Right Table Connector	SOMACCRT/FC	□□□□	□□□□	□□	□□	□□	□□	□□	90.0#	2399	2550	2590	2637	2669	2734	2798	2877	3040	3200	3360	3681	235
Two Seat Add-on Unit - Right Facing (Open Arm) Contrast • 1 = Back (Fabric Contrast 1) C.O.M. = 2 yd • 2 = Seat (Fabric Contrast 2) C.O.M. = 2 yd																							
		Ⓐ	Ⓑ	Ⓒ	Ⓓ	Ⓔ	Ⓕ	Ⓖ	Ⓗ														

HOW TO ORDER

Indicate the following information on order form:
1. Quantity of each item.
2. Model number, including options. See “How To Build a Model Number”.
3. Any special service required.

Note: • The □ indicates that a choice is required.
- The absence of the □ indicates that no choice is required.
- Alpha-numeric characters in place of □ indicate that no other alternatives are available.

HOW TO BUILD A MODEL NUMBER

Ⓐ Select basic model.

Ⓑ Select non-contrast or fabric contrast 1.
Refer to **ki.com/fabrics**

Ⓒ Select fabric contrast 2.
Refer to **ki.com/fabrics**

Ⓓ Select base finish color.
Refer to the **Product Color Options** page in this price list.

Ⓔ Select armcaps.

WAC	- Wood armcaps (pair)
SAC	- Solid surface; add $652
PACBL	- Black poly; add $86
PACSA	- Sand poly; add $86
PACWG	- Warm Grey poly; add $86

Upcharge for two armcaps.
Solid surface armcap color is always Corian™ white.

Ⓕ Select wood finish color.
Refer to the **Product Color Options** page in this price list.
Wood finish selection is for wood armcaps. For Kensington Maple add upcharge.

Ⓖ Select nylon glide color.

NGFN	- Flannel (Dark Grey)
NGNT	- Natural (Cream)

Ⓗ Select moisture barrier.

MB	- Moisture barrier
NMB	- No moisture barrier

See pricing column for moisture barrier upcharge.

California TB133 Fire Safety Code
For California Technical Bulletin 133 compliant models, a Product Modification Request is required. Contact Customer Service for details.

Model	
All variations of Two Seat Add-on Models:	
SOMACCL	$312
SOMACCR	$312
SPMACCL	$353
SPMACCR	$353

KENSINGTON MAPLE UPCHARGE

Kensington Maple requires extended leadtimes.

Model	
All variations of Two Seat Add-on Models:	
SOMACCL	$57
SOMACCR	$57
SPMACCL	$57
SPMACCR	$57

SPECIAL SERVICES

Special Carton Marking

With specially marked information	N/C

Shipping
Ships **assembled, FOB High Point, NC 27263, freight prepaid.** Freight class 175

Specifications and prices are subject to change without prior notice.

Soltice® Metal
Multiple Seating Add-on

Soltice® Metal
Multiple Seating Add-on

	MODEL	Features	MODEL NUMBER: Basic Model	Non-Contrast or Fabric Contrast 1	Fabric Contrast 2	Base Finish	Arm Cap	Wood Finish	Glide Color	Moist. Barrier	Approx. Packaged Weight	Grade C.O.M.	Grade C	Grade D	Grade E & C.O.L.	Grade F	Grade G	Grade H	Grade I	Grade J	Grade K	Grade L Leather	Grade M Leather	Moisture Barrier add to list price
 SMAMC	**Two Seat Add-on Unit - Left Facing (Closed Arm) Non-Contrast** • Non-contrast C.O.M = 4.25 yd	No Connector	SPMACCL/NC	□□□□		□□	□□	□□	□□	□□	95.0#	$ 2538	$ 2738	$ 2793	$ 2859	$ 2900	$ 2986	$ 3073	$ 3179	$ 3394	$ 3607	$ 3820	$ 4252	$ 251
		Left Chair Connector	SPMACCLC/NC	□□□□		□□	□□	□□	□□	□□	95.0#	2538	2738	2793	2859	2900	2986	3073	3179	3394	3607	3820	4252	251
		Left Table Connector	SPMACCLT/NC	□□□□		□□	□□	□□	□□	□□	95.0#	2538	2738	2793	2859	2900	2986	3073	3179	3394	3607	3820	4252	251
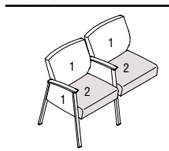 SMAMC	**Two Seat Add-on Unit - Left Facing (Closed Arm) Contrast** • 1 = Back and arms (Fabric Contrast 1) C.O.M. = 3.25 yd • 2 = Seat (Fabric Contrast 2) C.O.M. = 1.5 yd	No Connector	SPMACCL/FC	□□□□	□□□□	□□	□□	□□	□□	□□	95.0#	$ 2639	$ 2841	$ 2896	$ 2959	$ 3002	$ 3088	$ 3175	$ 3281	$ 3495	$ 3710	$ 3923	$ 4353	$ 251
		Left Chair Connector	SPMACCLC/FC	□□□□	□□□□	□□	□□	□□	□□	□□	95.0#	2639	2841	2896	2959	3002	3088	3175	3281	3495	3710	3923	4353	251
		Left Table Connector	SPMACCLT/FC	□□□□	□□□□	□□	□□	□□	□□	□□	95.0#	2639	2841	2896	2959	3002	3088	3175	3281	3495	3710	3923	4353	251
				Ⓐ	Ⓑ	Ⓒ	Ⓓ	Ⓔ	Ⓕ	Ⓖ	Ⓗ													

HOW TO ORDER

Indicate the following information on order form:
1. Quantity of each item.
2. Model number, including options. See "How To Build a Model Number".
3. Any special service required.

Note: • The □ indicates that a choice is required.
- The absence of the □ indicates that no choice is required.
- Alpha-numeric characters in place of □ indicate that no other alternatives are available.

HOW TO BUILD A MODEL NUMBER

Ⓐ Select basic model.

Ⓑ Select non-contrast or fabric contrast 1.
Refer to **ki.com/fabrics**

Ⓒ Select fabric contrast 2.
Refer to **ki.com/fabrics**

Ⓓ Select base finish color.
Refer to the **Product Color Options** page in this price list.

Ⓔ Select armcaps.

WAC	- Wood armcaps (pair)
SAC	- Solid surface; add $652
PACBL	- Black poly; add $86
PACSA	- Sand poly; add $86
PACWG	- Warm Grey poly; add $86

Upcharge for two armcaps.
Solid surface armcap color is always Corian™ white.

Ⓕ Select wood finish color.
Refer to the **Product Color Options** page in this price list.
Wood finish selection is for wood armcaps. For Kensington Maple add upcharge.

Ⓖ Select nylon glide color.

NGFN	- Flannel (Dark Grey)
NGNT	- Natural (Cream)

Ⓗ Select moisture barrier.

MB	- Moisture barrier
NMB	- No moisture barrier

See pricing column for moisture barrier upcharge.

California TB133 Fire Safety Code
For California Technical Bulletin 133 compliant models, a Product Modification Request is required. Contact Customer Service for details.

Model	
All variations of Two Seat Add-on Models:	
SOMACCL	$312
SOMACCR	$312
SPMACCL	$353
SPMACCR	$353

KENSINGTON MAPLE UPCHARGE

Kensington Maple requires extended leadtimes.

Model	
All variations of Two Seat Add-on Models:	
SOMACCL	$57
SOMACCR	$57
SPMACCL	$57
SPMACCR	$57

SPECIAL SERVICES

Special Carton Marking

With specially marked information	N/C

Shipping
Ships **assembled, FOB High Point, NC 27263, freight prepaid.** Freight class 175

Specifications and prices are subject to change without prior notice.

Soltice® Metal
Multiple Seating Add-on

Soltice® Metal
Multiple Seating Add-on

	Features	MODEL NUMBER Basic Model	Non-Contrast or Fabric Contrast 1	Fabric Contrast 2	Base Finish	Arm Cap	Wood Finish	Glide Color	Moist. Barrier	Approx. Packaged Weight	Grade C.O.M.	Grade C	Grade D	Grade E & C.O.L.	Grade F	Grade G	Grade H	Grade I	Grade J	Grade K	Grade L Leather	Grade M Leather	Moisture Barrier add to list price
	No Conncetor	SPMACCR/NC	□□□□		□□	□□	□□	□□	□□	95.0#	$ 2538	$ 2738	$ 2793	$ 2859	$ 2900	$ 2986	$ 3073	$ 3179	$ 3394	$ 3607	$ 3820	$ 4252	$ 251
	Right Chair Connector	SPMACCRC/NC	□□□□		□□	□□	□□	□□	□□	95.0#	2538	2738	2793	2859	2900	2986	3073	3179	3394	3607	3820	4252	251
	Right Table Conncetor	SPMACCRT/NC	□□□□		□□	□□	□□	□□	□□	95.0#	2538	2738	2793	2859	2900	2986	3073	3179	3394	3607	3820	4252	251
SMAMC																							
Two Seat Add-on Unit - Right Facing (Closed Arm) Non-Contrast																							
• Non-contrast C.O.M = 4.25 yd																							
	No Connector	SPMACCR/FC	□□□□	□□□□	□□	□□	□□	□□	□□	95.0#	$ 2639	$ 2841	$ 2896	$ 2959	$ 3002	$ 3088	$ 3175	$ 3281	$ 3495	$ 3710	$ 3923	$ 4353	$ 251
	Right Chair Connector	SPMACCRC/FC	□□□□	□□□□	□□	□□	□□	□□	□□	95.0#	2639	2841	2896	2959	3002	3088	3175	3281	3495	3710	3923	4353	251
	Right Table Conncetor	SPMACCRT/FC	□□□□	□□□□	□□	□□	□□	□□	□□	95.0#	2639	2841	2896	2959	3002	3088	3175	3281	3495	3710	3923	4353	251
SMAMC																							
Two Seat Add-on Unit - Right Facing (Closed Arm) Contrast																							
• 1 = Back and arms (Fabric Contrast 1) C.O.M. = 3.25 yd																							
• 2 = Seat (Fabric Contrast 2) C.O.M. = 1.5 yd																							
		Ⓐ	Ⓑ	Ⓒ	Ⓓ	Ⓔ	Ⓕ	Ⓖ	Ⓗ														

HOW TO ORDER

Indicate the following information on order form:
1. Quantity of each item.
2. Model number, including options. See “How To Build a Model Number”.
3. Any special service required.

Note: • The □ indicates that a choice is required.
- The absence of the □ indicates that no choice is required.
- Alpha-numeric characters in place of □ indicate that no other alternatives are available.

HOW TO BUILD A MODEL NUMBER

Ⓐ Select basic model.

Ⓑ Select non-contrast or fabric contrast 1.
Refer to **ki.com/fabrics**

Ⓒ Select fabric contrast 2.
Refer to **ki.com/fabrics**

Ⓓ Select base finish color.
Refer to the **Product Color Options** page in this price list.

Ⓔ Select armcaps.

WAC	- Wood armcaps (pair)
SAC	- Solid surface; add $652
PACBL	- Black poly; add $86
PACSA	- Sand poly; add $86
PACWG	- Warm Grey poly; add $86

Upcharge for two armcaps.
Solid surface armcap color is always Corian™ white.

Ⓕ Select wood finish color.
Refer to the **Product Color Options** page in this price list.
Wood finish selection is for wood armcaps. For Kensington Maple add upcharge.

Ⓖ Select nylon glide color.

NGFN	- Flannel (Dark Grey)
NGNT	- Natural (Cream)

Ⓗ Select moisture barrier.

MB	- Moisture barrier
NMB	- No moisture barrier

See pricing column for moisture barrier upcharge.

California TB133 Fire Safety Code

For California Technical Bulletin 133 compliant models, a Product Modification Request is required. Contact Customer Service for details.

Model	
All variations of Two Seat Add-on Models:	
SOMACCL	$312
SOMACCR	$312
SPMACCL	$353
SPMACCR	$353

KENSINGTON MAPLE UPCHARGE

Kensington Maple requires extended leadtimes.

Model	
All variations of Two Seat Add-on Models:	
SOMACCL	$57
SOMACCR	$57
SPMACCL	$57
SPMACCR	$57

SPECIAL SERVICES

Special Carton Marking

With specially marked information	N/C

Shipping

Ships **assembled, FOB High Point, NC 27263, freight prepaid.** Freight class 175

Specifications and prices are subject to change without prior notice.

Soltice® Metal
Multiple Seating Add-on

Soltice® Metal
Multiple Seating Add-on

	Features	MODEL NUMBER Basic Model	Non-Contrast or Fabric Contrast 1	Fabric Contrast 2	Base Finish	Arm Cap	Wood Finish	Glide Color	Moist. Barrier	Approx. Packaged Weight	Grade C.O.M.	Grade C	Grade D	Grade E & C.O.L.	Grade F	Grade G	Grade H	Grade I	Grade J	Grade K	Grade L Leather	Grade M Leather	Moisture Barrier add to list price
 SMAMC	No Connector	SOMACCCL/NC	□□□□		□□	□□	□□	□□	□□	120.0#	$ 3304	$ 3532	$ 3592	$ 3664	$ 3713	$ 3809	$ 3907	$ 4025	$ 4267	$ 4510	$ 4749	$ 5234	$ 258
	Left Chair Connector	SOMACCCLC/NC	□□□□		□□	□□	□□	□□	□□	120.0#	3304	3532	3592	3664	3713	3809	3907	4025	4267	4510	4749	5234	258
	Left Table Connector	SOMACCCLT/NC	□□□□		□□	□□	□□	□□	□□	120.0#	3304	3532	3592	3664	3713	3809	3907	4025	4267	4510	4749	5234	258
	Three Seat Add-on Unit - Left Facing (Open Arm) Non-Contrast																						
	• Non-contrast C.O.M = 4.5 yd																						
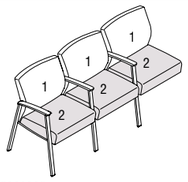 SMAMC	No Connector	SOMACCCL/FC	□□□□	□□□□	□□	□□	□□	□□	□□	120.0#	$ 3447	$ 3677	$ 3736	$ 3809	$ 3857	$ 3954	$ 4049	$ 4170	$ 4412	$ 4653	$ 4893	$ 5376	$ 258
	Left Chair Connector	SOMACCCLC/FC	□□□□	□□□□	□□	□□	□□	□□	□□	120.0#	3447	3677	3736	3809	3857	3954	4049	4170	4412	4653	4893	5376	258
	Left Table Connector	SOMACCCLT/FC	□□□□	□□□□	□□	□□	□□	□□	□□	120.0#	3447	3677	3736	3809	3857	3954	4049	4170	4412	4653	4893	5376	258
	Three Seat Add-on Unit - Left Facing (Open Arm) Contrast																						
	• 1 = Back (Fabric Contrast 1) C.O.M. = 3 yd																						
	• 2 = Seat (Fabric Contrast 2) C.O.M. = 2.25 yd																						

Ⓐ Ⓑ Ⓒ Ⓓ Ⓔ Ⓕ Ⓖ Ⓗ

HOW TO ORDER

Indicate the following information on order form:
1. Quantity of each item.
2. Model number, including options. See "How To Build a Model Number".
3. Any special service required.

Note: • The □ indicates that a choice is required.
- The absence of the □ indicates that no choice is required.
- Alpha-numeric characters in place of □ indicate that no other alternatives are available.

HOW TO BUILD A MODEL NUMBER

Ⓐ Select basic model.

Ⓑ Select non-contrast or fabric contrast 1.
Refer to **ki.com/fabrics**

Ⓒ Select fabric contrast 2.
Refer to **ki.com/fabrics**

Ⓓ Select base finish color.
Refer to the **Product Color Options** page in this price list.

Ⓔ Select armcaps.

WAC	- Wood armcaps (pair)
SAC	- Solid surface; add $941
PACBL	- Black poly; add $130
PACSA	- Sand poly; add $130
PACWG	- Warm Grey poly; add $130

Upcharge for three armcaps.
Solid surface armcap color is always Corian™ white.

Ⓕ Select wood finish color.
Refer to the **Product Color Options** page in this price list.
Wood finish selection is for wood armcaps. For Kensington Maple add upcharge.

Ⓖ Select nylon glide color.

NGFN	- Flannel (Dark Grey)
NGNT	- Natural (Cream)

Ⓗ Select moisture barrier.

MB	- Moisture barrier
NMB	- No moisture barrier

See pricing column for moisture barrier upcharge.

California TB133 Fire Safety Code
For California Technical Bulletin 133 compliant models, a Product Modification Request is required. Contact Customer Service for details.

Model	
All variations of Three Seat Add-on Models:	
SOMACCCL	$372
SOMACCCR	$372
SPMACCCL	$422
SPMACCCR	$422

KENSINGTON MAPLE UPCHARGE

Kensington Maple requires extended leadtimes.

Model	
All variations of Three Seat Add-on Models:	
SOMACCCL	$86
SOMACCCR	$86
SPMACCCL	$86
SPMACCCR	$86

SPECIAL SERVICES

Special Carton Marking

With specially marked information	N/C

Shipping
Ships **assembled, FOB High Point, NC 27263, freight prepaid.** Freight class 175

Specifications and prices are subject to change without prior notice.

Soltice® Metal
Multiple Seating Add-on

Soltice® Metal
Multiple Seating Add-on

	Features	MODEL NUMBER Basic Model	Non-Contrast or Fabric Contrast 1	Fabric Contrast 2	Base Finish	Arm Cap	Wood Finish	Glide Color	Moist. Barrier	Approx. Packaged Weight	Grade C.O.M.	Grade C	Grade D	Grade E & C.O.L.	Grade F	Grade G	Grade H	Grade I	Grade J	Grade K	Grade L Leather	Grade M Leather	Moisture Barrier add to list price
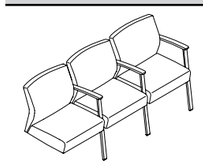	No Connector	SOMACCCR/NC	□□□□		□□	□□	□□	□□	□□	120.0#	$ 3304	$ 3532	$ 3592	$ 3664	$ 3713	$ 3809	$ 3907	$ 4025	$ 4267	$ 4510	$ 4749	$ 5234	$ 258
	Right Chair Connector	SOMACCCRC/NC	□□□□		□□	□□	□□	□□	□□	120.0#	3304	3532	3592	3664	3713	3809	3907	4025	4267	4510	4749	5234	258
	Right Table Connector	SOMACCCRT/NC	□□□□		□□	□□	□□	□□	□□	120.0#	3304	3532	3592	3664	3713	3809	3907	4025	4267	4510	4749	5234	258
SMAMC																							
Three Seat Add-on Unit - Right Facing (Open Arm) Non-Contrast																							
• Non-contrast C.O.M = 4.5 yd																							
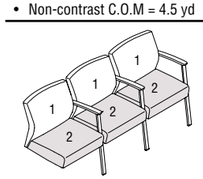	No Connector	SOMACCCR/FC	□□□□	□□□□	□□	□□	□□	□□	□□	120.0#	$ 3447	$ 3677	$ 3736	$ 3809	$ 3857	$ 3954	$ 4049	$ 4170	$ 4412	$ 4653	$ 4893	$ 5376	$ 258
	Right Chair Connector	SOMACCCRC/FC	□□□□	□□□□	□□	□□	□□	□□	□□	120.0#	3447	3677	3736	3809	3857	3954	4049	4170	4412	4653	4893	5376	258
	Right Table Connector	SOMACCCRT/FC	□□□□	□□□□	□□	□□	□□	□□	□□	120.0#	3447	3677	3736	3809	3857	3954	4049	4170	4412	4653	4893	5376	258
SMAMC																							
Three Seat Add-on Unit - Right Facing (Open Arm) Contrast																							
• 1 = Back (Fabric Contrast 1) C.O.M. = 3 yd																							
• 2 = Seat (Fabric Contrast 2) C.O.M. = 2.25 yd																							
		Ⓐ	Ⓑ	Ⓒ	Ⓓ	Ⓔ	Ⓕ	Ⓖ	Ⓗ														

HOW TO ORDER

Indicate the following information on order form:
1. Quantity of each item.
2. Model number, including options. See “How To Build a Model Number”.
3. Any special service required.

Note: • The □ indicates that a choice is required.
- The absence of the □ indicates that no choice is required.
- Alpha-numeric characters in place of □ indicate that no other alternatives are available.

HOW TO BUILD A MODEL NUMBER

Ⓐ Select basic model.

Ⓑ Select non-contrast or fabric contrast 1.
Refer to **ki.com/fabrics**

Ⓒ Select fabric contrast 2.
Refer to **ki.com/fabrics**

Ⓓ Select base finish color.
Refer to the **Product Color Options** page in this price list.

Ⓔ Select armcaps.

WAC	- Wood armcaps (pair)
SAC	- Solid surface; add $941
PACBL	- Black poly; add $130
PACSA	- Sand poly; add $130
PACWG	- Warm Grey poly; add $130

Upcharge for three armcaps.
Solid surface armcap color is always Corian™ white.

Ⓕ Select wood finish color.
Refer to the **Product Color Options** page in this price list.
Wood finish selection is for wood armcaps. For Kensington Maple add upcharge.

Ⓖ Select nylon glide color.

NGFN	- Flannel (Dark Grey)
NGNT	- Natural (Cream)

Ⓗ Select moisture barrier.

MB	- Moisture barrier
NMB	- No moisture barrier

See pricing column for moisture barrier upcharge.

California TB133 Fire Safety Code
For California Technical Bulletin 133 compliant models, a Product Modification Request is required. Contact Customer Service for details.

Model	
All variations of Three Seat Add-on Models:	
SOMACCCL	$372
SOMACCCR	$372
SPMACCCL	$422
SPMACCCR	$422

KENSINGTON MAPLE UPCHARGE

Kensington Maple requires extended leadtimes.

Model	
All variations of Three Seat Add-on Models:	
SOMACCCL	$86
SOMACCCR	$86
SPMACCCL	$86
SPMACCCR	$86

SPECIAL SERVICES

Special Carton Marking

With specially marked information	N/C

Shipping
Ships **assembled, FOB High Point, NC 27263, freight prepaid.** Freight class 175

Specifications and prices are subject to change without prior notice.

Soltice® Metal
Multiple Seating Add-on

Soltice® Metal
Multiple Seating Add-on

	Features	MODEL NUMBER Basic Model	Non-Contrast or Fabric Contrast 1	Fabric Contrast 2	Base Finish	Arm Cap	Wood Finish	Glide Color	Moist. Barrier	Approx. Packaged Weight	Grade C.O.M.	Grade C	Grade D	Grade E & C.O.L.	Grade F	Grade G	Grade H	Grade I	Grade J	Grade K	Grade L Leather	Grade M Leather	Moisture Barrier add to list price
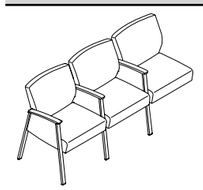 SMAMC **Three Seat Add-on Unit-Left Facing (Closed Arm) Non-Contrast** • Non-contrast C.O.M = 6.25 yd	No Connector	SPMACCCL/NC	□□□□		□□	□□	□□	□□	□□	125.0#	$ 3647	$ 3940	$ 4017	$ 4111	$ 4171	$ 4296	$ 4418	$ 4571	$ 4879	$ 5188	$ 5496	$ 6112	$ 277
	Left Chair Connector	SPMACCCLC/NC	□□□□		□□	□□	□□	□□	□□	125.0#	3647	3940	4017	4111	4171	4296	4418	4571	4879	5188	5496	6112	277
	Left Table Connector	SPMACCCLT/NC	□□□□		□□	□□	□□	□□	□□	125.0#	3647	3940	4017	4111	4171	4296	4418	4571	4879	5188	5496	6112	277
 SMAMC **Three Seat Add-on Unit-Left Facing (Closed Arm) Contrast** • 1 = Back and arms (Fabric Contrast 1) C.O.M. = 4.75 yd • 2 = Seat (Fabric Contrast 2) C.O.M. = 2.25 yd	No Connector	SPMACCCL/FC	□□□□	□□□□	□□	□□	□□	□□	□□	125.0#	$ 3794	$ 4086	$ 4163	$ 4254	$ 4316	$ 4438	$ 4562	$ 4716	$ 5025	$ 5332	$ 5638	$ 6256	$ 277
	Left Chair Connector	SPMACCCLC/FC	□□□□	□□□□	□□	□□	□□	□□	□□	125.0#	3794	4086	4163	4254	4316	4438	4562	4716	5025	5332	5638	6256	277
	Left Table Connector	SPMACCCLT/FC	□□□□	□□□□	□□	□□	□□	□□	□□	125.0#	3794	4086	4163	4254	4316	4438	4562	4716	5025	5332	5638	6256	277

Ⓐ Ⓑ Ⓒ Ⓓ Ⓔ Ⓕ Ⓖ Ⓗ

HOW TO ORDER

Indicate the following information on order form:
1. Quantity of each item.
2. Model number, including options. See "How To Build a Model Number".
3. Any special service required.

Note: • The □ indicates that a choice is required.
- The absence of the □ indicates that no choice is required.
- Alpha-numeric characters in place of □ indicate that no other alternatives are available.

HOW TO BUILD A MODEL NUMBER

Ⓐ Select basic model.

Ⓑ Select non-contrast or fabric contrast 1.
Refer to **ki.com/fabrics**

Ⓒ Select fabric contrast 2.
Refer to **ki.com/fabrics**

Ⓓ Select base finish color.
Refer to the **Product Color Options** page in this price list.

Ⓔ Select armcaps.

WAC	- Wood armcaps (pair)
SAC	- Solid surface; add $941
PACBL	- Black poly; add $130
PACSA	- Sand poly; add $130
PACWG	- Warm Grey poly; add $130

Upcharge for three armcaps.
Solid surface armcap color is always Corian™ white.

Ⓕ Select wood finish color.
Refer to the **Product Color Options** page in this price list.
Wood finish selection is for wood armcaps. For Kensington Maple add upcharge.

Ⓖ Select nylon glide color.

NGFN	- Flannel (Dark Grey)
NGNT	- Natural (Cream)

Ⓗ Select moisture barrier.

MB	- Moisture barrier
NMB	- No moisture barrier

See pricing column for moisture barrier upcharge.

California TB133 Fire Safety Code
For California Technical Bulletin 133 compliant models, a Product Modification Request is required. Contact Customer Service for details.

Model	
All variations of Three Seat Add-on Models:	
SOMACCCL	$372
SOMACCCR	$372
SPMACCCL	$422
SPMACCCR	$422

KENSINGTON MAPLE UPCHARGE

Kensington Maple requires extended leadtimes.

Model	
All variations of Three Seat Add-on Models:	
SOMACCCL	$86
SOMACCCR	$86
SPMACCCL	$86
SPMACCCR	$86

SPECIAL SERVICES

Special Carton Marking

With specially marked information	N/C

Shipping
Ships **assembled, FOB High Point, NC 27263, freight prepaid.** Freight class 175

Specifications and prices are subject to change without prior notice.

Soltice® Metal
Multiple Seating Add-on

Soltice® Metal
Multiple Seating Add-on

	Features	MODEL NUMBER								Approx. Packaged Weight	Grade C.O.M.	Grade C	Grade D	Grade E & C.O.L.	Grade F	Grade G	Grade H	Grade I	Grade J	Grade K	Grade L Leather	Grade M Leather	Moisture Barrier add to list price
		Basic Model	Non-Contrast or Fabric Contrast 1	Fabric Contrast 2	Base Finish	Arm Cap	Wood Finish	Glide Color	Moist. Barrier														
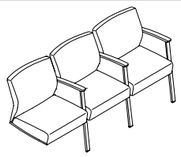	No Connector	SPMACCCR/NC	☐☐☐☐		☐☐	☐☐	☐☐	☐☐	☐☐	125.0#	$ 3647	$ 3940	$ 4017	$ 4111	$ 4171	$ 4296	$ 4418	$ 4571	$ 4879	$ 5188	$ 5496	$ 6112	$ 277
	Right Chair Connector	SPMACCCRC/NC	☐☐☐☐		☐☐	☐☐	☐☐	☐☐	☐☐	125.0#	3647	3940	4017	4111	4171	4296	4418	4571	4879	5188	5496	6112	277
	Right Table Connector	SPMACCCRT/NC	☐☐☐☐		☐☐	☐☐	☐☐	☐☐	☐☐	125.0#	3647	3940	4017	4111	4171	4296	4418	4571	4879	5188	5496	6112	277
SMAMC																							
Three Seat Add-on Unit-Right Facing (Closed Arm) Non-Contrast																							
• Non-contrast C.O.M = 6.25 yd																							
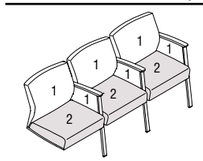	No Connector	SPMACCCR/FC	☐☐☐☐	☐☐☐☐	☐☐	☐☐	☐☐	☐☐	☐☐	125.0#	$ 3794	$ 4086	$ 4163	$ 4254	$ 4316	$ 4438	$ 4562	$ 4716	$ 5025	$ 5332	$ 5638	$ 6256	$ 277
	Right Chair Connector	SPMACCCRC/FC	☐☐☐☐	☐☐☐☐	☐☐	☐☐	☐☐	☐☐	☐☐	125.0#	3794	4086	4163	4254	4316	4438	4562	4716	5025	5332	5638	6256	277
	Right Table Connector	SPMACCCRT/FC	☐☐☐☐	☐☐☐☐	☐☐	☐☐	☐☐	☐☐	☐☐	125.0#	3794	4086	4163	4254	4316	4438	4562	4716	5025	5332	5638	6256	277
SMAMC																							
Three Seat Add-on Unit-Right Facing (Closed Arm) Contrast																							
• 1 = Back and arms (Fabric Contrast 1) C.O.M. = 4.75 yd																							
• 2 = Seat (Fabric Contrast 2) C.O.M. = 2.25 yd																							
		Ⓐ	Ⓑ	Ⓒ	Ⓓ	Ⓔ	Ⓕ	Ⓖ	Ⓗ														

HOW TO ORDER

Indicate the following information on order form:
1. Quantity of each item.
2. Model number, including options. See “How To Build a Model Number”.
3. Any special service required.

Note: • The ☐ indicates that a choice is required.
- The absence of the ☐ indicates that no choice is required.
- Alpha-numeric characters in place of ☐ indicate that no other alternatives are available.

HOW TO BUILD A MODEL NUMBER

Ⓐ Select basic model.

Ⓑ Select non-contrast or fabric contrast 1.
Refer to **ki.com/fabrics**

Ⓒ Select fabric contrast 2.
Refer to **ki.com/fabrics**

Ⓓ Select base finish color.
Refer to the **Product Color Options** page in this price list.

Ⓔ Select armcaps.

WAC	- Wood armcaps (pair)
SAC	- Solid surface; add $941
PACBL	- Black poly; add $130
PACSA	- Sand poly; add $130
PACWG	- Warm Grey poly; add $130

Upcharge for three armcaps.
Solid surface armcap color is always Corian™ white.

Ⓕ Select wood finish color.
Refer to the **Product Color Options** page in this price list.
Wood finish selection is for wood armcaps. For Kensington Maple add upcharge.

Ⓖ Select nylon glide color.

NGFN	- Flannel (Dark Grey)
NGNT	- Natural (Cream)

Ⓗ Select moisture barrier.

MB	- Moisture barrier
NMB	- No moisture barrier

See pricing column for moisture barrier upcharge.

California TB133 Fire Safety Code

For California Technical Bulletin 133 compliant models, a Product Modification Request is required. Contact Customer Service for details.

Model	
All variations of Three Seat Add-on Models:	
SOMACCCL	$372
SOMACCCR	$372
SPMACCCL	$422
SPMACCCR	$422

KENSINGTON MAPLE UPCHARGE

Kensington Maple requires extended leadtimes.

Model	
All variations of Three Seat Add-on Models:	
SOMACCCL	$86
SOMACCCR	$86
SPMACCCL	$86
SPMACCCR	$86

SPECIAL SERVICES

Special Carton Marking

With specially marked information	N/C

Shipping

Ships **assembled, FOB High Point, NC 27263, freight prepaid.** Freight class 175

Specifications and prices are subject to change without prior notice.

Soltice® Metal
Laminate Connecting Tables

Soltice® Metal
Laminate Connecting Tables

	MODEL	MODEL NUMBER Basic Model	Laminate Color	Edge Style	Edge Color	Frame Color	Glide Color	Approx. Packaged Weight	Wood Edge (WD)	74P Edge (74P)
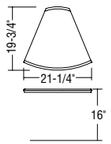 SMCT	**45 Degree Connector Table-Inside (Laminate Top)**	SM45IN/L	□□□	□□□	□□□			30.0#	$ 912	$ 708
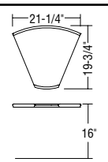 SMCT	**45 Degree Connector Table-Outside (Laminate Top)**	SM45OUT/L	□□□	□□□	□□□			30.0#	$ 912	$ 708
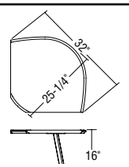 SMCT	**90 Degree Connector Table-Inside (Laminate Top)**	SM90IN/L	□□□	□□□	□□□	□□	□□	35.0#	$ 1605	$ 767
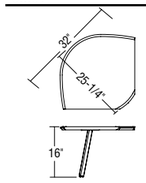 SMCT	**90 Degree Connector Table-Outside (Laminate Top)**	SM90OUT/L	□□□	□□□	□□□	□□	□□	35.0#	$ 1605	$ 767
		Ⓐ	Ⓑ	Ⓒ	Ⓓ	Ⓔ	Ⓕ			

HOW TO ORDER

Indicate the following information on order form:
1. Quantity of each item.
2. Model number, including options. See "How To Build a Model Number".
3. Any special service required.

Note: • The □ indicates that a choice is required.
- The absence of the □ indicates that no choice is required.
- Alpha-numeric characters in place of □ indicate that no other alternatives are available.

HOW TO BUILD A MODEL NUMBER

Ⓐ Select basic model.

Ⓑ Select laminate color.
Refer to the **Product Color Options** page in this price list.

Ⓒ Select edge style.

WD	- WD edge
74P	- 74P edge

Ⓓ Select edge color.
Refer to the **Product Color Options** page in this price list.
Edge color offerings are based on edge style selections.

Ⓔ Select frame color.
Refer to the **Product Color Options** page in this price list.

Ⓕ Select nylon glide color.

NGFN	- Flannel (Dark Grey)
NGNT	- Natural (Cream)

KENSINGTON MAPLE UPCHARGE

Kensington Maple requires extended leadtimes.

Model	
SM45IN/L	$63
SM45OUT/L	$63
SM90IN/L	$88
SM90OUT/L	$88
SMCCT/L	$52
SMETL/L	$74
SMETR/L	$74

SPECIAL SERVICES

Special Carton Marking

With specially marked information N/C

Shipping

Ships **assembled, FOB High Point, NC 27263, freight prepaid.** Freight class 175

Specifications and prices are subject to change without prior notice.

Soltice® Metal
Laminate Connecting Tables

Soltice® Metal
Laminate Connecting Tables

	MODEL	MODEL NUMBER Basic Model	Laminate Color	Edge Style	Edge Color	Frame Color	Glide Color	Approx. Packaged Weight	Wood Edge (WD)	74P Edge (74P)
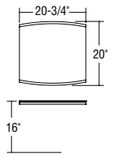 SMCT	**Center Connection Table (Laminate Top)**	SMCCT/L	□□□	□□□	□□□			30.0#	$ 910	$ 689
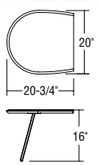 SMCT	**End Table-Left Facing (Laminate Top)**	SMETL/L	□□□	□□□	□□□	□□	□□	30.0#	$ 937	$ 673
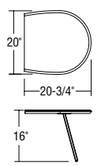 SMCT	**End Table-Right Facing (Laminate Top)**	SMETR/L	□□□	□□□	□□□	□□	□□	30.0#	$ 937	$ 673

Ⓐ Ⓑ Ⓒ Ⓓ Ⓔ Ⓕ

HOW TO ORDER

Indicate the following information on order form:
1. Quantity of each item.
2. Model number, including options. See "How To Build a Model Number".
3. Any special service required.

Note: • The □ indicates that a choice is required.
- The absence of the □ indicates that no choice is required.
- Alpha-numeric characters in place of □ indicate that no other alternatives are available.

HOW TO BUILD A MODEL NUMBER

Ⓐ Select basic model.

Ⓑ Select laminate color.
Refer to the **Product Color Options** page in this price list.

Ⓒ Select edge style.

74P	- 74P edge
WD	- WD edge

Ⓓ Select edge color.
Refer to the **Product Color Options** page in this price list.
Edge color offerings are based on edge style selections.

Ⓔ Select frame color.
Refer to the **Product Color Options** page in this price list.

Ⓕ Select nylon glide color.

NGFN	- Flannel (Dark Grey)
NGNT	- Natural (Cream)

KENSINGTON MAPLE UPCHARGE

Kensington Maple requires extended leadtimes.

Model	
SM45IN/L	$63
SM45OUT/L	$63
SM90IN/L	$88
SM90OUT/L	$88
SMCCT/L	$52
SMETL/L	$74
SMETR/L	$74

SPECIAL SERVICES

Special Carton Marking

With specially marked information	N/C

Shipping

Ships **assembled, FOB High Point, NC 27263, freight prepaid.** Freight class 175

Specifications and prices are subject to change without prior notice.

Soltice® Metal
Veneer Connecting Tables

Soltice® Metal
Veneer Connecting Tables

	MODEL	MODEL NUMBER Basic Model	Surface Finish	Frame Color	Glide Color	Approx. Packaged Weight	Delivered Pricing
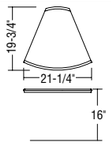 SMCT	**45 Degree Connector Table-Inside (Veneer)**	SM45IN/V	□□□			30.0#	$ 1124
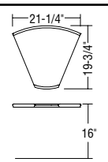 SMCT	**45 Degree Connector Table-Outside (Veneer)**	SM45OUT/V	□□□			30.0#	$ 1124
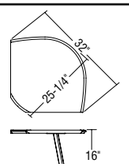 SMCT	**90 Degree Connector Table-Inside (Veneer)**	SM90IN/V	□□□	□□	□□	35.0#	$ 1338
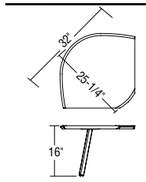 SMCT	**90 Degree Connector Table-Outside (Veneer)**	SM90OUT/V	□□□	□□	□□	35.0#	$ 1338
		Ⓐ	Ⓑ	Ⓒ	Ⓓ		

HOW TO ORDER

Indicate the following information on order form:
1. Quantity of each item.
2. Model number, including options. See "How To Build a Model Number".
3. Any special service required.

Note: • The □ indicates that a choice is required.
- The absence of the □ indicates that no choice is required.
- Alpha-numeric characters in place of □ indicate that no other alternatives are available.

HOW TO BUILD A MODEL NUMBER

Ⓐ Select basic model.

Ⓑ Select surface finish.
Refer to the **Product Color Options** page in this price list.

Ⓒ Select frame color.
Refer to the **Product Color Options** page in this price list.

Ⓓ Select nylon glide color.

NGFN	- Flannel (Dark Grey)
NGNT	- Natural (Cream)

KENSINGTON MAPLE UPCHARGE

Kensington Maple requires extended leadtimes.

Model	
SM45IN/L	$63
SM45OUT/L	$63
SM90IN/L	$88
SM90OUT/L	$88
SMCCT/L	$52
SMETL/L	$74
SMETR/L	$74

SPECIAL SERVICES

Special Carton Marking

With specially marked information N/C

Shipping

Ships **assembled, FOB High Point, NC 27263, freight prepaid.** Freight class 175

Specifications and prices are subject to change without prior notice.

Soltice® Metal
Veneer Connecting Tables

Soltice® Metal
Veneer Connecting Tables

	MODEL	MODEL NUMBER Basic Model	Surface Finish	Frame Color	Glide Color	Approx. Packaged Weight	Delivered Pricing
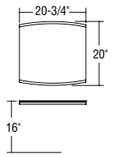 SMCT	**Center Connection Table (Veneer)**	SMCCT/V	□□□			30.0#	$ 996
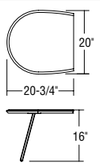 SMCT	**End Table-Left Facing (Veneer)**	SMETL/V	□□□	□□	□□	30.0#	$ 988
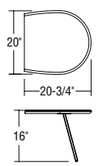 SMCT	**End Table-Right Facing (Veneer)**	SMETR/V	□□□	□□	□□	30.0#	$ 988

Ⓐ Ⓑ Ⓒ Ⓓ

HOW TO ORDER

Indicate the following information on order form:
1. Quantity of each item.
2. Model number, including options. See "How To Build a Model Number".
3. Any special service required.

Note: • The □ indicates that a choice is required.
- The absence of the □ indicates that no choice is required.
- Alpha-numeric characters in place of □ indicate that no other alternatives are available.

HOW TO BUILD A MODEL NUMBER

Ⓐ Select basic model.

Ⓑ Select surface finish.
Refer to the **Product Color Options** page in this price list.

Ⓒ Select frame color.
Refer to the **Product Color Options** page in this price list.

Ⓓ Select nylon glide color.

NGFN	- Flannel (Dark Grey)
NGNT	- Natural (Cream)

KENSINGTON MAPLE UPCHARGE

Kensington Maple requires extended leadtimes.

Model	
SM45IN/V	$63
SM45OUT/V	$63
SM90IN/V	$88
SM90OUT/V	$88
SMCCT/V	$52
SMETL/V	$74
SMETR/V	$74

SPECIAL SERVICES

Special Carton Marking

With specially marked information N/C

Shipping

Ships **assembled, FOB High Point, NC 27263, freight prepaid.** Freight class 175

Specifications and prices are subject to change without prior notice.

Soltice® Metal
Solid Surface Connecting Tables

Soltice® Metal
Solid Surface Connecting Tables

	MODEL	MODEL NUMBER Basic Model	Frame Color	Glide Color	Approx. Packaged Weight	Delivered Pricing
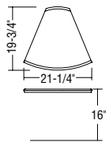 SMCT	**45 Degree Connector Table-Inside (Solid Surface)** • Solid surface color is always Corian™ glacier white.	SM45IN/S			30.0#	$ 1426
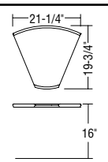 SMCT	**45 Degree Connector Table-Outside (Solid Surface)** • Solid surface color is always Corian™ glacier white.	SM45OUT/S			30.0#	$ 1426
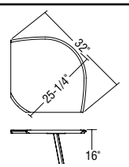 SMCT	**90 Degree Connector Table-Inside (Solid Surface)** • Solid surface color is always Corian™ glacier white.	SM90IN/S	□□	□□	35.0#	$ 1863
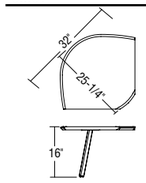 SMCT	**90 Degree Connector Table-Outside (Solid Surface)** • Solid surface color is always Corian™ glacier white.	SM90OUT/S	□□	□□	35.0#	$ 1863

Ⓐ Ⓑ Ⓒ

HOW TO ORDER

Indicate the following information on order form:
1. Quantity of each item.
2. Model number, including options. See "How To Build a Model Number".
3. Any special service required.

Note: • The □ indicates that a choice is required.
- The absence of the □ indicates that no choice is required.
- Alpha-numeric characters in place of □ indicate that no other alternatives are available.

HOW TO BUILD A MODEL NUMBER

Ⓐ Select basic model.

Ⓑ Select frame color.
Refer to the **Product Color Options** page in this price list.

Ⓒ Select nylon glide color.

NGFN	- Flannel (Dark Grey)
NGNT	- Natural (Cream)

SPECIAL SERVICES

Special Carton Marking

With specially marked information N/C

Shipping

Ships **assembled, FOB High Point, NC 27263, freight prepaid.** Freight class 175

Specifications and prices are subject to change without prior notice.

Soltice® Metal
Solid Surface Connecting Tables

Soltice® Metal
Solid Surface Connecting Tables

	MODEL	MODEL NUMBER Basic Model	Frame Color	Glide Color	Approx. Packaged Weight	Delivered Pricing
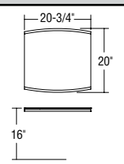 SMCT	**Center Connection Table (Solid Surface)** • Solid surface color is always Corian™ glacier white.	SMCCT/S			30.0#	$ 1589
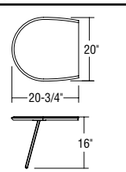 SMCT	**End Table-Left Facing (Solid Surface)** • Solid surface color is always Corian™ glacier white.	SMETL/S	☐☐	☐☐	30.0#	$ 1557
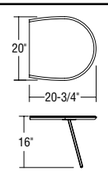 SMCT	**End Table-Right Facing (Solid Surface)** • Solid surface color is always Corian™ glacier white.	SMETR/S	☐☐	☐☐	30.0#	$ 1557

Ⓐ Ⓑ Ⓒ

HOW TO ORDER

Indicate the following information on order form:
1. Quantity of each item.
2. Model number, including options. See "How To Build a Model Number".
3. Any special service required.

Note: • The ☐ indicates that a choice is required.
- The absence of the ☐ indicates that no choice is required.
- Alpha-numeric characters in place of ☐ indicate that no other alternatives are available.

HOW TO BUILD A MODEL NUMBER

Ⓐ Select basic model.

Ⓑ Select frame color.
Refer to the **Product Color Options** page in this price list.

Ⓒ Select nylon glide color.

NGFN	- Flannel (Dark Grey)
NGNT	- Natural (Cream)

SPECIAL SERVICES

Special Carton Marking

With specially marked information	N/C

Shipping

Ships **assembled, FOB High Point, NC 27263, freight prepaid.** Freight class 175

Specifications and prices are subject to change without prior notice.

Soltice® Metal
Lobby and Lounge Seating General Information



	Open Arm Lounge (SLOM23)	Open Arm Loveseat (SLOM33)	Open Arm Sofa (SLOM43)	Closed Arm Lounge (SLPM23)	Closed Arm Loveseat (SLPM33)	Closed Arm Sofa (SLPM43)
General Dimensions						
Seat width	22"	44"	66"	22"	44"	66"
Seat depth	19"	19"	19"	19"	19"	19"
Seat height	19"	19"	19"	19"	19"	19"
Arm width	2-1/4"	2-1/4"	2-1/4"	2-1/4"	2-1/4"	2-1/4"
Arm height	27"	27"	27"	27"	27"	27"
Overall Dimensions						
Width	26-1/2"	48-1/2"	70-1/2"	26-1/2"	48-1/2"	70-1/2"
Depth	29"	29"	29"	29"	29"	29"
Height	33-1/2"	33-1/2"	33-1/2"	33-1/2"	33-1/2"	33-1/2"



	Ottoman (SM20)
General Dimensions	
Seat width	
Seat depth	
Seat height	
Arm width	
Arm height	
Overall Dimensions	
Width	22-1/2"
Depth	22"
Height	18"

UPHOLSTERY INFORMATION

C.O.M. Fabric
For C.O.M. fabric sent to KI-High Point on multiple rolls, add an additional yard of fabric per roll to the yardage requirements. Multiple rolls have shorter pieces of fabric on them and do not allow nesting and stacking of the fabric to achieve the best yeild as is done with one large roll. This results in yardage shortages and requests for additional fabric from the client, which can delay an order. For each roll that is sent, one yard needs to be added to one of the rolls, not separately.

Fabric Disclaimer
Fabric will be applied as swatched by the fabric manufacturer. Fabric that is required to be applied differently than is swatched will need a Product Modification Request written specifying the direction the fabric is to be applied.

FINISH INFORMATION

Color Match
KI offers the additional option of color matching paint, polypropylene, or wood stain through Product Modification Requests. Contact Customer Service for details.

INFORMATION

Warranty
Refer to KI Terms & Conditions document or visit ki.com

Soltice® Metal
Lobby and Lounge Seating General Information

Lounge Seating (Open Arm/ Closed Arm)

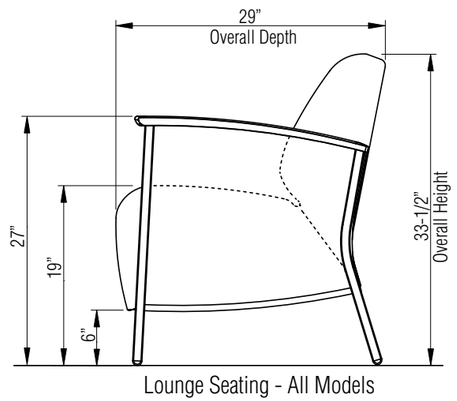

Lounge Seating - All Models

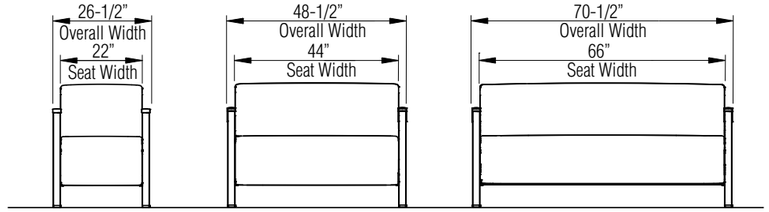

Models SLOM23, SLPM23 | Models SLOM33, SLPM33 | Models SLOM43, SLPM43

Lounge Seating - Ottoman

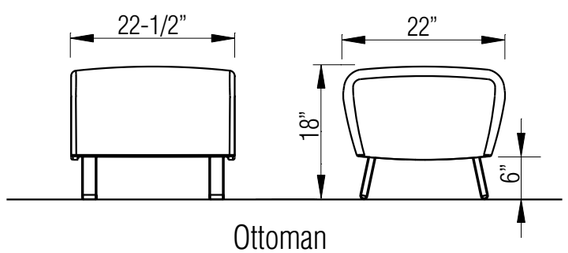

Ottoman
Model SM20

Soltice® Metal
Lobby and Lounge Seating Color Options

Base Finish

Black	BL
Blue Grey	GR
Bronze Metallic	ZM
Cayenne	CY
Champagne Metallic	CM
Cool Grey	CG
Cottonwood	CO
Earthen Clay	EY
Espresso Metallic	EX
Everglade Shade	EV
Flannel	FN
Glitz Metallic	GZ
Hazy Jade	HJ
Honey Bee	HY
Light Tone	LG
Mardi Gras	MG
Misty Brown	MY
Nemo	NE
Nordic	ND
Poppy Red	PR
Purple Haze	PH
Rubber Ducky	RK
Sand	SA
Sky Blue	SK
Starlight Silver Metallic	SX
Surf's Up	SP
Twilight Shadow	TI
Ultra Blue	UB
Warm Grey	WG
Zesty Lime	ZL

Wood Armcap Finish

Cherry Storm on Beech	BCX
Cinnamon on Beech	BCN
Cocoa on Beech	BCA
Eclypse Black on Beech	BEB
Florence Walnut on Beech	BFC
Kensington Maple on Maple	MMA
Monticello Maple on Beech	BMT
Natural on Beech	BNA
River Cherry on Beech	BRY

Kensington Maple requires an upcharge.

Glide Color

Flannel (Dark Grey)	NGFN
Natural (Cream)	NGNT

Soltice® Metal
Lobby and Lounge Seating

KI

Soltice® Metal
Lobby and Lounge Seating

	MODEL	Features	MODEL NUMBER: Basic Model	Non-Contrast or Fabric Contrast 1 (A)	Fabric Contrast 2 (B)	Base Finish (C)	Arm Cap (D)	Wood Finish (E)	Glide Color (F)	Moisture Barrier (G)	Approx. Packaged Weight	Grade C.O.M.	Grade C	Grade D	Grade E & C.O.L.	Grade F	Grade G	Grade H	Grade I	Grade J	Grade K	Grade L Leather	Grade M Leather	Moisture Barrier add to list price
 SMLS	**Lounge Chair (Open Arm)** • Non-contrast C.O.M = 3 yd • 1 = Back (Fabric Contrast 1) C.O.M. = 1.75 yd • 2 = Seat (Fabric Contrast 2) C.O.M. = 1.5 yd • W=26-1/2" D=29" H=33-1/2"	Non-contrast	SLOM23/NC	□□□□		□□	□□	□□□	□□	□□□	65.0#	$ 2352	$ 2483	$ 2516	$ 2557	$ 2583	$ 2638	$ 2693	$ 2763	$ 2898	$ 3035	$ 3171	$ 3446	$ 250
		Contrast	SLOM23/FC	□□□□	□□□□	□□	□□	□□□	□□	□□□	65.0#	2432	2563	2597	2637	2663	2718	2772	2842	2979	3114	3250	3525	250
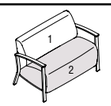 SMLS	**Loveseat (Open Arm)** • Non-contrast C.O.M = 4.5 yd • 1 = Back (Fabric Contrast 1) C.O.M. = 3 yd • 2 = Seat (Fabric Contrast 2) C.O.M. = 2.5 yd • W=48-1/2" D=29" H=33-1/2"	Non-contrast	SLOM33/NC	□□□□		□□	□□	□□□	□□	□□□	110.0#	$ 3103	$ 3337	$ 3397	$ 3470	$ 3521	$ 3620	$ 3716	$ 3840	$ 4087	$ 4332	$ 4578	$ 5067	$ 294
		Contrast	SLOM33/FC	□□□□	□□□□	□□	□□	□□□	□□	□□□	110.0#	3221	3454	3517	3591	3639	3738	3837	3960	4207	4451	4696	5188	294
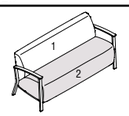 SMLS	**Sofa (Open Arm)** • Non-contrast C.O.M = 6 yd • 1 = Back (Fabric Contrast 1) C.O.M. = 3.5 yd • 2 = Seat (Fabric Contrast 2) C.O.M. = 3 yd • W=70-1/2" D=29" H=33-1/2"	Non-contrast	SLOM43/NC	□□□□		□□	□□	□□□	□□	□□□	135.0#	$ 3814	$ 4128	$ 4209	$ 4307	$ 4374	$ 4503	$ 4635	$ 4799	$ 5125	$ 5454	$ 5782	$ 6438	$ 320
		Contrast	SLOM43/FC	□□□□	□□□□	□□	□□	□□□	□□	□□□	135.0#	3965	4278	4358	4459	4522	4653	4786	4949	5276	5605	5934	6586	320
				Ⓐ	Ⓑ	Ⓒ	Ⓓ	Ⓔ	Ⓕ	Ⓖ	Ⓗ													

HOW TO ORDER

Indicate the following information on order form:
1. Quantity of each item.
2. Model number, including options. See "How To Build a Model Number".
3. Any special service required.

Note: • The □ indicates that a choice is required.
- The absence of the □ indicates that no choice is required.
- Alpha-numeric characters in place of □ indicate that no other alternatives are available.

HOW TO BUILD A MODEL NUMBER

Ⓐ Select basic model.

Ⓑ Select non-contrast or fabric contrast 1.
Refer to **ki.com/fabrics**

Ⓒ Select fabric contrast 2.
Refer to **ki.com/fabrics**

Ⓓ Select base finish color.
Refer to the **Product Color Options** page in this price list.

Ⓔ Select armcap option.

WAC	- Wood armcaps (pair)
SAC	- Solid surface; add $774
PACBL	- Black poly; add $127
PACSA	- Sand poly; add $127
PACWG	- Warm Grey poly; add $127

Solid surface armcap color is always Corian™ white.

Ⓕ Select wood finish color.
Refer to the **Product Color Options** page in this price list.
For Kensington Maple add upcharge.

Ⓖ Select nylon glide color.

NGFN	- Flannel (Dark Grey)
NGNT	- Natural (Cream)

Ⓗ Select moisture barrier.

MB	- Moisture barrier
NMB	- No moisture barrier

See pricing column for moisture barrier upcharge.

California TB133 Fire Safety Code

For California Technical Bulletin 133 compliant models, a Product Modification Request is required. Contact Customer Service for details.

Model	
SLOM23	$319
SLPM23	$368
SLOM33	$426
SLPM33	$472
SLOM43	$496
SLPM43	$554
SM20	$264

KENSINGTON MAPLE UPCHARGE

Kensington Maple requires extended leadtimes.

Model	
SLOM23	$74
SLOM33	$74
SLOM43	$74
SLPM23	$74
SLPM33	$74
SLPM43	$74

SPECIAL SERVICES

Special Carton Marking

With specially marked information	N/C

Shipping

Ships **assembled, FOB High Point, NC 27263, freight prepaid.** Freight class 175

Specifications and prices are subject to change without prior notice.

Soltice® Metal
Lobby and Lounge Seating

Soltice® Metal
Lobby and Lounge Seating

	MODEL	Features	MODEL NUMBER: Basic Model	Non-Contrast or Fabric Contrast 1	Fabric Contrast 2	Base Finish	Arm Cap	Wood Finish	Glide Color	Moisture Barrier	Approx. Packaged Weight	Grade C.O.M.	Grade C	Grade D	Grade E & C.O.L.	Grade F	Grade G	Grade H	Grade I	Grade J	Grade K	Grade L Leather	Grade M Leather	Moisture Barrier add to list price
 SMLS	**Lounge Chair (Closed Arm)** • Non-contrast C.O.M = 4 yd • 1 = Back and arms (Fabric Contrast 1) C.O.M. = 3 yd • 2 = Seat (Fabric Contrast 2) C.O.M. = 1.5 yd • W=26-1/2" D=29" H=33-1/2"	Non-contrast	SLPM23/NC	□□□□		□□	□□	□□□	□□	□□□	85.0#	$ 2790	$ 2957	$ 3002	$ 3056	$ 3093	$ 3162	$ 3234	$ 3322	$ 3499	$ 3677	$ 3854	$ 4210	$ 272
		Contrast	SLPM23/FC	□□□□	□□□□	□□	□□	□□□	□□	□□□	85.0#	2871	3037	3083	3134	3173	3242	3314	3402	3578	3756	3934	4290	272
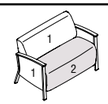 SMLS	**Loveseat (Closed Arm)** • Non-contrast C.O.M = 5.75 yd • 1 = Back and arms (Fabric Contrast 1) C.O.M. = 4.25 yd • 2 = Seat (Fabric Contrast 2) C.O.M. = 2.25 yd • W=48-1/2" D=29" H=33-1/2"	Non-contrast	SLPM33/NC	□□□□		□□	□□	□□□	□□	□□□	110.0#	$ 3395	$ 3678	$ 3754	$ 3843	$ 3907	$ 4026	$ 4144	$ 4297	$ 4596	$ 4896	$ 5196	$ 5799	$ 312
		Contrast	SLPM33/FC	□□□□	□□□□	□□	□□	□□□	□□	□□□	110.0#	3515	3800	3874	3964	4025	4144	4265	4415	4716	5015	5316	5918	312
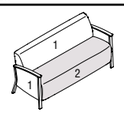 SMLS	**Sofa (Closed Arm)** • Non-contrast C.O.M = 7.5 yd • 1 = Back and arms (Fabric Contrast 1) C.O.M. = 4.75 yd • 2 = Seat (Fabric Contrast 2) C.O.M. = 3 yd • W=70-1/2" D=29" H=33-1/2"	Non-contrast	SLPM43/NC	□□□□		□□	□□	□□□	□□	□□□	160.0#	$ 4133	$ 4511	$ 4609	$ 4728	$ 4806	$ 4965	$ 5124	$ 5320	$ 5718	$ 6114	$ 6508	$ 7301	$ 343
		Contrast	SLPM43/FC	□□□□	□□□□	□□	□□	□□□	□□	□□□	160.0#	4283	4661	4761	4878	4958	5116	5275	5473	5868	6265	6659	7452	343
				Ⓑ	Ⓒ	Ⓓ	Ⓔ	Ⓕ	Ⓖ	Ⓗ														

HOW TO ORDER

Indicate the following information on order form:
1. Quantity of each item.
2. Model number, including options. See "How To Build a Model Number".
3. Any special service required.

Note: • The □ indicates that a choice is required.
- The absence of the □ indicates that no choice is required.
- Alpha-numeric characters in place of □ indicate that no other alternatives are available.

HOW TO BUILD A MODEL NUMBER

Ⓐ Select basic model.

Ⓑ Select non-contrast or fabric contrast 1.
Refer to **ki.com/fabrics**

Ⓒ Select fabric contrast 2.
Refer to **ki.com/fabrics**

Ⓓ Select base finish color.
Refer to the **Product Color Options** page in this price list.

Ⓔ Select armcap option.

WAC	- Wood armcaps (pair)
SAC	- Solid surface; add $774
PACBL	- Black poly; add $127
PACSA	- Sand poly; add $127
PACWG	- Warm Grey poly; add $127

Solid surface armcap color is always Corian™ white.

Ⓕ Select wood finish color.
Refer to the **Product Color Options** page in this price list.
For Kensington Maple add upcharge.

Ⓖ Select nylon glide color.

NGFN	- Flannel (Dark Grey)
NGNT	- Natural (Cream)

Ⓗ Select moisture barrier.

MB	- Moisture barrier
NMB	- No moisture barrier

See pricing column for moisture barrier upcharge.

California TB133 Fire Safety Code

For California Technical Bulletin 133 compliant models, a Product Modification Request is required. Contact Customer Service for details.

Model	
SLOM23	$319
SLPM23	$368
SLOM33	$426
SLPM33	$472
SLOM43	$496
SLPM43	$554
SM20	$264

KENSINGTON MAPLE UPCHARGE

Kensington Maple requires extended leadtimes.

Model	
SLOM23	$74
SLOM33	$74
SLOM43	$74
SLPM23	$74
SLPM33	$74
SLPM43	$74

SPECIAL SERVICES

Special Carton Marking

With specially marked information	N/C

Shipping

Ships **assembled, FOB High Point, NC 27263, freight prepaid.** Freight class 175

Specifications and prices are subject to change without prior notice.

Soltice® Metal
Lobby and Lounge Seating

	MODEL	Features	MODEL NUMBER					Approx. Packaged Weight	Grade C.O.M.	Grade C	Grade D	Grade E & C.O.L.	Grade F	Grade G	Grade H	Grade I	Grade J	Grade K	Grade L Leather	Grade M Leather	Moisture Barrier add to list price
			Basic Model	Non-Contrast or Fabric Contrast 1	Base Finish	Glide Color	Moisture Barrier														
 SMLS	**Lounge Ottoman** • Non-contrast C.O.M = 1.5 yd • W=22-1/2" D=22" H=18"	Non-contrast	SM20	□□□□	□□	□□	□□□	35.0#	$ 985	$ 1058	$ 1077	$ 1100	$ 1117	$ 1148	$ 1178	$ 1218	$ 1296	$ 1373	$ 1452	$ 1607	$ 212
			Ⓐ	Ⓑ	Ⓒ	Ⓓ	Ⓔ														

HOW TO ORDER

Indicate the following information on order form:
1. Quantity of each item.
2. Model number, including options. See "How To Build a Model Number".
3. Any special service required.

Note: • The □ indicates that a choice is required.
• The absence of the □ indicates that no choice is required.
• Alpha-numeric characters in place of □ indicate that no other alternatives are available.

HOW TO BUILD A MODEL NUMBER

Ⓐ Select basic model.

Ⓑ Select non-contrast or fabric contrast 1.
Refer to **ki.com/fabrics**

Ⓒ Select base finish color.
Refer to the **Product Color Options** page in this price list.

Ⓓ Select nylon glide color.

NGFN	- Flannel (Dark Grey)
NGNT	- Natural (Cream)

Ⓔ Select moisture barrier.

MB	- Moisture barrier
NMB	- No moisture barrier

See pricing column for moisture barrier upcharge.

California TB133 Fire Safety Code

For California Technical Bulletin 133 compliant models, a Product Modification Request is required. Contact Customer Service for details.

Model	
SLOM23	$319
SLPM23	$368
SLOM33	$426
SLPM33	$472
SLOM43	$496
SLPM43	$554
SM20	$264

SPECIAL SERVICES

Special Carton Marking

With specially marked information	N/C

Shipping

Ships **assembled, FOB High Point, NC 27263, freight prepaid.** Freight class 175

Specifications and prices are subject to change without prior notice.

Soltice® Metal
Occasional Tables General Information

Occassional Tables

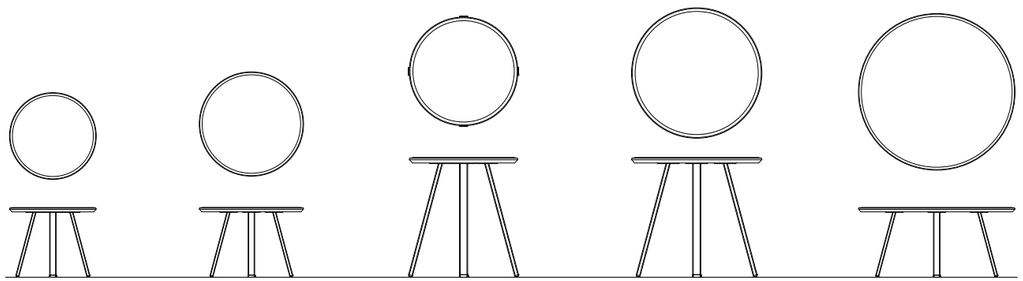

Models 2201L, 2201V, 2201S
Diameter - 20"
Height - 16"

Models 2202L, 2202V, 2202S
Diameter - 24"
Height - 16"

Models 2203L, 2203V, 2203S
Diameter - 20"
Height - 22"

Models 2204L, 2204V, 2204S
Diameter - 24"
Height - 22"

Models 2205L, 2205V, 2205S
Diameter - 36"
Height - 16"



Models 2206L, 2206V, 2206S
Width - 20"
Depth - 20"
Height - 16"

Models 2207L, 2207V, 2207S
Width - 24"
Depth - 24"
Height - 16"

Models 2208L, 2208V, 2208S
Width - 20"
Depth - 20"
Height - 22"

Models 2209L, 2209V, 2209S
Width - 24"
Depth - 24"
Height - 22"

Models 2210L, 2210V
Width - 47"
Depth - 15"
Height - 30"

Models 2221L, 2221V, 2221S
Width - 42"
Depth - 24"
Height - 16"

Occassional Table Edge Styles



Laminate top - Wood edge
(/L-WD)

Laminate top - 74P edge
(/L-74P)

Veneer top - Wood edge

Solid Surface top and edge

Soltice® Metal
Occasional Tables Color Options

Base Finish

Black	BL
Blue Grey	GR
Bronze Metallic	ZM
Cayenne	CY
Champagne Metallic	CM
Cool Grey	CG
Cottonwood	CO
Earthen Clay	EY
Espresso Metallic	EX
Everglade Shade	EV
Flannel	FN
Glitz Metallic	GZ
Hazy Jade	HJ
Honey Bee	HY
Light Tone	LG
Mardi Gras	MG
Misty Brown	MY
Nemo	NE
Nordic	ND
Poppy Red	PR
Purple Haze	PH
Rubber Ducky	RK
Sand	SA
Sky Blue	SK
Starlight Silver Metallic	SX
Surf's Up	SP
Twilight Shadow	TI
Ultra Blue	UB
Warm Grey	WG
Zesty Lime	ZL

Glide Color

Flannel (Dark Grey)	NGFN
Natural (Cream)	NGNT

Surface Finish - Laminate

Belair	LBQ
Biltmore Cherry	LBT
Black	LBK
Brighton Walnut	LBW
Canyon Zephyr	LCA
Castle Oak	LCO
Casual Linen	LCU
Cherry Storm	LCX
Classic Linen	LCI
Cloud Zephyr	LCL
Cocobala	LCC
Crisp Linen	LRI
Desert Zephyr	LDZ
Dove Grey	LDG
Fired Steel	LIL
Flax Linen	LXF
Florence Walnut	LFC
Forged Steel	LOL
Friston Ash	LFH
Frosty White	LFW
Graphite Nebula	LGN
Grey	LGE
High Rise	LHE
Hollyberry	LHY
Irish Linen	LIH
Island	LID
Italian Silver Ash	LIT
Kensington Maple	LKM
Lapis Blue	LLB
Markerboard White	LMK
Misted Zephyr	LMR
Monticello Maple	LMT
Nickel Evolv	LNV
North Sea	LNA
Ocean	LON
Pearl Bisque	LPB
Pearl Silver	LPS
Pressed Linen	LPR
River Cherry	LRY
Rugged Linen	LRG
Satin Stainless	LSS
Shadow Zephyr	LSR
Silicon evolv	LSV
Sterling Ash	LAZ
Tailored Linen	LTL
Titanium evolv	LTV
White Nebula	LWL
White Sand	LWN
Windsor Mahogany	LWY

Edge Color for 74P Edge

Belair	EBQ
Biltmore Cherry	EBT
Black	EBL
Blue Grey	EGR
Brighton Walnut	EBW
Castle Oak	ECO
Cayenne	ECY
Cherry Storm	ECX
Cocobala	ECC
Cool Grey	ECG
Earthen Clay	EEY
Everglade Shade	EEV
Flannel	EFN
Florence Walnut	EFC
Friston Ash	EFH
Frosty White	EFW
Hazy Jade	EHJ
Honey Bee	EHY
Italian Silver Ash	EIT
Kensington Maple	EKM
Light Tone	ELG
Mardi Gras	EMG
Misty Brown	EMY
Monticello Maple	EMT
Multiplex	EMB
Nemo	ENE
Nordic	END
Poppy Red	EPR
Purple Haze	EPH
River Cherry	ERY
Rubber Ducky	ERK
Sand	ESA
Sky Blue	ESK
Sterling Ash	EAZ
Surf's Up	ESP
Twilight Shadow	ETI
Ultra Blue	EUB
Warm Grey	EWG
Windsor Mahogany	EWY
Zesty Lime	EZL

Edge Color for WD (Wood) Edge

Cherry Storm on Beech	BCX
Cinnamon on Beech	BCN
Cocoa on Beech	BCA
Eclypse Black on Beech	BEB
Florence Walnut on Beech	BFC
Kensington Maple on Maple	MMA
Monticello Maple on Beech	BMT
Natural on Beech	BNA
River Cherry on Beech	BRY

Soltice® Metal
Laminate Club Tables

KI

Soltice® Metal
Laminate Club Tables

	MODEL	W x D	MODEL NUMBER: Basic Model	Base Finish	Laminate Color	Edge Style	Edge Color	Glide Color	Approx. Packaged Weight	Wood Edge (WD)	74P Edge (74P)
	**Square Club Table (Laminate Top) - 16" High**	20" x 20"	2206/L	☐☐	☐☐☐	☐☐☐	☐☐☐	☐☐	30.0#	$ 1055	$ 775
SMFT											
	**Square Club Table (Laminate Top) - 22" High**	20" x 20"	2208/L	☐☐	☐☐☐	☐☐☐	☐☐☐	☐☐	35.0#	$ 1080	$ 884
SMFT											
	**Round Club Table (Laminate Top) - 16" High**	20" Diameter	2201/L	☐☐	☐☐☐	☐☐☐	☐☐☐	☐☐	30.0#	$ 995	$ 848
SMFT											
	**Round Club Table (Laminate Top) - 22" High**	20" Diameter	2203/L	☐☐	☐☐☐	☐☐☐	☐☐☐	☐☐	32.0#	$ 1020	$ 876
SMFT											

Ⓐ Ⓑ Ⓒ Ⓓ Ⓔ Ⓕ

HOW TO ORDER

Indicate the following information on order form:
1. Quantity of each item.
2. Model number, including options. See "How To Build a Model Number".
3. Any special service required.

Note: • The ☐ indicates that a choice is required.
- The absence of the ☐ indicates that no choice is required.
- Alpha-numeric characters in place of ☐ indicate that no other alternatives are available.

HOW TO BUILD A MODEL NUMBER

Ⓐ Select basic model.

Ⓑ Select base finish.
Refer to the **Product Color Options** page in this price list.

Ⓒ Select laminate color.
Refer to the **Product Color Options** page in this price list.

Ⓓ Select edge style.

74P	- 74P edge
WD	- WD edge

Ⓔ Select edge color.
Refer to the **Product Color Options** page in this price list.
Edge color offerings are based on edge style selections.

Ⓕ Select nylon glide color.

NGFN	- Flannel (Dark Grey)
NGNT	- Natural (Cream)

KENSINGTON MAPLE UPCHARGE

Kensington Maple requires extended leadtimes.
Model

2201/L-WD	$106
2202/L-WD	$140
2203/L-WD	$106
2204/L-WD	$140
2205/L-WD	$210
2206/L-WD	$106
2207/L-WD	$140
2208/L-WD	$106
2209/L-WD	$140
2210/L-WD	$275
2221/L-WD	$210

SPECIAL SERVICES

Special Carton Marking

With specially marked information N/C

Shipping

Ships **assembled, FOB High Point, NC 27263, freight prepaid.** Freight class 175

Specifications and prices are subject to change without prior notice.

Soltice® Metal
Laminate Lamp Tables

KI

Soltice® Metal
Laminate Lamp Tables

	MODEL	W x D	MODEL NUMBER: Basic Model	Base Finish	Laminate Color	Edge Style	Edge Color	Glide Color	Approx. Packaged Weight	Wood Edge (WD)	74P Edge (74P)
 SMFT	**Square Lamp Table (Laminate Top) - 16" High**	24" x 24"	2207/L	☐☐	☐☐☐	☐☐☐	☐☐☐	☐☐	40.0#	$ 1174	$ 945
 SMFT	**Square Lamp Table (Laminate Top) - 22" High**	24" x 24"	2209/L	☐☐	☐☐☐	☐☐☐	☐☐☐	☐☐	40.0#	$ 1198	$ 921
 SMFT	**Round Lamp Table (Laminate Top) - 16" High**	24" Diameter	2202/L	☐☐	☐☐☐	☐☐☐	☐☐☐	☐☐	35.0#	$ 1094	$ 886
 SMFT	**Round Lamp Table (Laminate Top) - 22" High**	24" Diameter	2204/L	☐☐	☐☐☐	☐☐☐	☐☐☐	☐☐	50.0#	$ 1119	$ 913

Ⓐ Ⓑ Ⓒ Ⓓ Ⓔ Ⓕ

HOW TO ORDER

Indicate the following information on order form:
1. Quantity of each item.
2. Model number, including options. See "How To Build a Model Number".
3. Any special service required.

Note: • The ☐ indicates that a choice is required.
- The absence of the ☐ indicates that no choice is required.
- Alpha-numeric characters in place of ☐ indicate that no other alternatives are available.

HOW TO BUILD A MODEL NUMBER

Ⓐ Select basic model.

Ⓑ Select base finish.
Refer to the **Product Color Options** page in this price list.

Ⓒ Select laminate color.
Refer to the **Product Color Options** page in this price list.

Ⓓ Select edge style.

WD	- WD edge
74P	- 74P edge

Ⓔ Select edge color.
Refer to the **Product Color Options** page in this price list.
Edge color offerings are based on edge style selections.

Ⓕ Select nylon glide color.

NGFN	- Flannel (Dark Grey)
NGNT	- Natural (Cream)

KENSINGTON MAPLE UPCHARGE

Kensington Maple requires extended leadtimes.
Model

2201/L-WD	$106
2202/L-WD	$140
2203/L-WD	$106
2204/L-WD	$140
2205/L-WD	$210
2206/L-WD	$106
2207/L-WD	$140
2208/L-WD	$106
2209/L-WD	$140
2210/L-WD	$275
2221/L-WD	$210

SPECIAL SERVICES

Special Carton Marking

With specially marked information	N/C

Shipping
Ships **assembled, FOB High Point, NC 27263, freight prepaid.** Freight class 175

Specifications and prices are subject to change without prior notice.

Soltice® Metal
Laminate Coffee & Consolel Tables

Soltice® Metal
Laminate Coffee & Consolel Tables

	MODEL	W x D	MODEL NUMBER Basic Model	Base Finish Ⓑ	Laminate Color Ⓒ	Edge Style Ⓓ	Edge Color Ⓔ	Shelf Edge Color Ⓕ	Glide Color Ⓖ	Approx. Packaged Weight	Wood Edge (WD)	74P Edge (74P)
 SMFT	**Rectangle Coffee Table (Laminate Top) - 16" High**	42" x 24"	2221/L	□□	□□□	□□□	□□□		□□	60.0#	$ 1615	$ 1219
 SMFT	**Round Coffee Table (Laminate Top) - 16" High**	36" Diameter	2205/L	□□	□□□	□□□	□□□		□□	65.0#	$ 1621	$ 1202
 SMFT	**Console Table (Laminate Top) - 30" High**	47" x 15"	2210/L	□□	□□□	□□□	□□□	□□□	□□	65.0#	$ 1947	$ 1686

Ⓐ Ⓑ Ⓒ Ⓓ Ⓔ Ⓕ Ⓖ

HOW TO ORDER

Indicate the following information on order form:
1. Quantity of each item.
2. Model number, including options. See "How To Build a Model Number".
3. Any special service required.

Note:
- The □ indicates that a choice is required.
- The absence of the □ indicates that no choice is required.
- Alpha-numeric characters in place of □ indicate that no other alternatives are available.

HOW TO BUILD A MODEL NUMBER

Ⓐ Select basic model.

Ⓑ Select base finish.
Refer to the **Product Color Options** page in this price list.

Ⓒ Select laminate color.
Refer to the **Product Color Options** page in this price list.

Ⓓ Select edge style.

WD	- WD edge
74P	- 74P edge

Ⓔ Select edge color.
Refer to the **Product Color Options** page in this price list.
Edge color offerings are based on edge style selections.

Ⓕ Select lower shelf edge color.
Refer to the **Product Color Options** page in this price list.
Lower shelf has 74P edge and requires color pick when on laminate top.

Ⓖ Select nylon glide color.

NGFN	- Flannel (Dark Grey)
NGNT	- Natural (Cream)

KENSINGTON MAPLE UPCHARGE

Kensington Maple requires extended leadtimes.
Model

2201/L-WD	$106
2202/L-WD	$140
2203/L-WD	$106
2204/L-WD	$140
2205/L-WD	$210
2206/L-WD	$106
2207/L-WD	$140
2208/L-WD	$106
2209/L-WD	$140
2210/L-WD	$275
2221/L-WD	$210

SPECIAL SERVICES

Special Carton Marking

With specially marked information N/C

Shipping

Ships **assembled, FOB High Point, NC 27263, freight prepaid.** Freight class 175

Specifications and prices are subject to change without prior notice.

Soltice® Metal
Veneer Club Tables

Soltice® Metal
Veneer Club Tables

	MODEL	W x D	MODEL NUMBER Basic Model	Base Finish	Surface Finish	Glide Color	Approx. Packaged Weight	Delivered Pricing
 SMFT	**Square Club Table (Veneer Top) - 16" High**	20" x 20"	2206/V	☐☐	☐☐☐	☐☐	30.0#	$ 1143
 SMFT	**Square Club Table (Veneer Top) - 22" High**	20" x 20"	2208/V	☐☐	☐☐☐	☐☐	35.0#	$ 1167
 SMFT	**Round Club Table (Veneer Top) - 16" High**	20" Diameter	2201/V	☐☐	☐☐☐	☐☐	30.0#	$ 1259
 SMFT	**Round Club Table (Veneer Top) - 22" High**	20" Diameter	2203/V	☐☐	☐☐☐	☐☐	32.0#	$ 1284

Ⓐ Ⓑ Ⓒ Ⓓ

HOW TO ORDER

Indicate the following information on order form:
1. Quantity of each item.
2. Model number, including options. See "How To Build a Model Number".
3. Any special service required.

Note: • The ☐ indicates that a choice is required.
- The absence of the ☐ indicates that no choice is required.
- Alpha-numeric characters in place of ☐ indicate that no other alternatives are available.

HOW TO BUILD A MODEL NUMBER

Ⓐ Select basic model.

Ⓑ Select base finish.
Refer to the **Product Color Options** page in this price list.

Ⓒ Select surface finish.
Refer to the **Product Color Options** page in this price list.

Ⓓ Select nylon glide color.

NGFN	- Flannel (Dark Grey)
NGNT	- Natural (Cream)

KENSINGTON MAPLE UPCHARGE

Kensington Maple requires extended leadtimes.

Model	
2201/V	$106
2202/V	$140
2203/V	$106
2204/V	$140
2205/V	$210
2206/V	$106
2207/V	$140
2208/V	$106
2209/V	$140
2210/V	$275
2221/V	$210

SPECIAL SERVICES

Special Carton Marking

With specially marked information N/C

Shipping

Ships **assembled, FOB High Point, NC 27263, freight prepaid.** Freight class 175

Specifications and prices are subject to change without prior notice.

Soltice® Metal
Veneer Lamp Tables

Soltice® Metal
Veneer Lamp Tables

	MODEL	W x D	MODEL NUMBER Basic Model	Base Finish	Surface Finish	Glide Color	Approx. Packaged Weight	Delivered Pricing
 SMFT	**Square Lamp Table (Veneer Top) - 16" High**	24" x 24"	2207/V	□□	□□□	□□	40.0#	$ 1248
 SMFT	**Square Lamp Table (Veneer Top) - 22" High**	24" x 24"	2209/V	□□	□□□	□□	40.0#	$ 1273
 SMFT	**Round Lamp Table (Veneer Top) - 16" High**	24" Diameter	2202/V	□□	□□□	□□	35.0#	$ 1363
 SMFT	**Round Lamp Table (Veneer Top) - 22" High**	24" Diameter	2204/V	□□	□□□	□□	50.0#	$ 1386

Ⓐ Ⓑ Ⓒ Ⓓ

HOW TO ORDER

Indicate the following information on order form:
1. Quantity of each item.
2. Model number, including options. See "How To Build a Model Number".
3. Any special service required.

Note: • The □ indicates that a choice is required.
- The absence of the □ indicates that no choice is required.
- Alpha-numeric characters in place of □ indicate that no other alternatives are available.

HOW TO BUILD A MODEL NUMBER

Ⓐ Select basic model.

Ⓑ Select base finish.
Refer to the **Product Color Options** page in this price list.

Ⓒ Select surface finish.
Refer to the **Product Color Options** page in this price list.

Ⓓ Select nylon glide color.

NGFN	- Flannel (Dark Grey)
NGNT	- Natural (Cream)

KENSINGTON MAPLE UPCHARGE

Kensington Maple requires extended leadtimes.

Model	
2201/V	$106
2202/V	$140
2203/V	$106
2204/V	$140
2205/V	$210
2206/V	$106
2207/V	$140
2208/V	$106
2209/V	$140
2210/V	$275
2221/V	$210

SPECIAL SERVICES

Special Carton Marking

With specially marked information N/C

Shipping

Ships **assembled, FOB High Point, NC 27263, freight prepaid.** Freight class 175

Specifications and prices are subject to change without prior notice.

Soltice® Metal
Veneer Coffee & Console Tables

Soltice® Metal
Veneer Coffee & Console Tables

	MODEL	W x D	MODEL NUMBER Basic Model	Base Finish	Surface Finish	Glide Color	Approx. Packaged Weight	Delivered Pricing
 SMFT	**Rectangle Coffee Table (Veneer Top) - 16" High**	42" x 24"	2221/V	□□	□□□	□□	60.0#	$ 1466
 SMFT	**Round Coffee Table (Veneer Top) - 16" High**	36" Diameter	2205/V	□□	□□□	□□	65.0#	$ 1662
 SMFT	**Console Table (Veneer Top) - 30" High**	47" x 15"	2210/V	□□	□□□	□□	65.0#	$ 2233
			Ⓐ	Ⓑ	Ⓒ	Ⓓ		

HOW TO ORDER

Indicate the following information on order form:
1. Quantity of each item.
2. Model number, including options. See "How To Build a Model Number".
3. Any special service required.

Note: • The □ indicates that a choice is required.
- The absence of the □ indicates that no choice is required.
- Alpha-numeric characters in place of □ indicate that no other alternatives are available.

HOW TO BUILD A MODEL NUMBER

Ⓐ Select basic model.

Ⓑ Select base finish.
Refer to the **Product Color Options** page in this price list.

Ⓒ Select surface finish.
Refer to the **Product Color Options** page in this price list.

Ⓓ Select nylon glide color.

NGFN	- Flannel (Dark Grey)
NGNT	- Natural (Cream)

KENSINGTON MAPLE UPCHARGE

Kensington Maple requires extended leadtimes.
Model

2201/V	$106
2202/V	$140
2203/V	$106
2204/V	$140
2205/V	$210
2206/V	$106
2207/V	$140
2208/V	$106
2209/V	$140
2210/V	$275
2221/V	$210

SPECIAL SERVICES

Special Carton Marking

With specially marked information N/C

Shipping

Ships **assembled, FOB High Point, NC 27263, freight prepaid.** Freight class 175

Specifications and prices are subject to change without prior notice.

Soltice® Metal
Solid Surface Club Tables

Soltice® Metal
Solid Surface Club Tables

	MODEL	W x D	MODEL NUMBER Basic Model	Base Finish	Glide Color	Approx. Packaged Weight	Delivered Pricing
 SMFT	**Square Club Table (Solid Surface Top) - 16" High** • Solid surface color is always Corian™ glacier white.	20" x 20"	2206/S	□□	□□	30.0#	$ 1662
 SMFT	**Square Club Table (Solid Surface Top) - 22" High** • Solid surface color is always Corian™ glacier white.	20" x 20"	2208/S	□□	□□	35.0#	$ 1696
 SMFT	**Round Club Table (Solid Surface Top) - 16" High** • Solid surface color is always Corian™ glacier white.	20" Diameter	2201/S	□□	□□	30.0#	$ 1662
 SMFT	**Round Club Table (Solid Surface Top) - 22" High** • Solid surface color is always Corian™ glacier white.	20" Diameter	2203/S	□□	□□	32.0#	$ 1696

Ⓐ Ⓑ Ⓒ

HOW TO ORDER

Indicate the following information on order form:
1. Quantity of each item.
2. Model number, including options. See "How To Build a Model Number".
3. Any special service required.

Note: • The □ indicates that a choice is required.
- The absence of the □ indicates that no choice is required.
- Alpha-numeric characters in place of □ indicate that no other alternatives are available.

HOW TO BUILD A MODEL NUMBER

Ⓐ Select basic model.

Ⓑ Select base finish.
Refer to the **Product Color Options** page in this price list.

Ⓒ Select nylon glide color.

NGFN	- Flannel (Dark Grey)
NGNT	- Natural (Cream)

SPECIAL SERVICES

Special Carton Marking

With specially marked information N/C

Shipping
Ships **assembled, FOB High Point, NC 27263, freight prepaid.** Freight class 175

Specifications and prices are subject to change without prior notice.

Soltice® Metal
Solid Surface Lamp Tables

Soltice® Metal
Solid Surface Lamp Tables

	MODEL	W x D	MODEL NUMBER Basic Model	Base Finish	Glide Color	Approx. Packaged Weight	Delivered Pricing
 SMFT	**Square Lamp Table (Solid Surface Top) - 16" High** • Solid surface color is always Corian™ glacier white.	24" x 24"	2207/S	☐☐	☐☐	40.0#	$ 2159
 SMFT	**Square Lamp Table (Solid Surface Top) - 22" High** • Solid surface color is always Corian™ glacier white.	24" x 24"	2209/S	☐☐	☐☐	40.0#	$ 2195
 SMFT	**Round Lamp Table (Solid Surface Top) - 16" High** • Solid surface color is always Corian™ glacier white.	24" Diameter	2202/S	☐☐	☐☐	35.0#	$ 1886
 SMFT	**Round Lamp Table (Solid Surface Top) - 22" High** • Solid surface color is always Corian™ glacier white.	24" Diameter	2204/S	☐☐	☐☐	50.0#	$ 1920

Ⓐ Ⓑ Ⓒ

HOW TO ORDER

Indicate the following information on order form:
1. Quantity of each item.
2. Model number, including options. See "How To Build a Model Number".
3. Any special service required.

Note: • The ☐ indicates that a choice is required.
- The absence of the ☐ indicates that no choice is required.
- Alpha-numeric characters in place of ☐ indicate that no other alternatives are available.

HOW TO BUILD A MODEL NUMBER

Ⓐ Select basic model.

Ⓑ Select base finish.
Refer to the **Product Color Options** page in this price list.

Ⓒ Select nylon glide color.

NGFN	- Flannel (Dark Grey)
NGNT	- Natural (Cream)

SPECIAL SERVICES

Special Carton Marking

With specially marked information N/C

Shipping

Ships **assembled, FOB High Point, NC 27263, freight prepaid.** Freight class 175

Specifications and prices are subject to change without prior notice.

Soltice® Metal
Solid Surface Coffee & Console Tables

Soltice® Metal
Solid Surface Coffee & Console Tables

	MODEL	W x D	MODEL NUMBER Basic Model	Base Finish	Glide Color	Approx. Packaged Weight	Delivered Pricing
 SMFT	**Rectangle Coffee Table (Solid Surface Top) - 16" High** • Solid surface color is always Corian™ glacier white.	42" x 24"	2221/S	☐☐	☐☐	60.0#	$ 2719
 SMFT	**Round Coffee Table (Solid Surface Top) - 16" High** • Solid surface color is always Corian™ glacier white.	36" Diameter	2205/S	☐☐	☐☐	65.0#	$ 2974
			Ⓐ	Ⓑ	Ⓒ		

HOW TO ORDER

Indicate the following information on order form:
1. Quantity of each item.
2. Model number, including options. See "How To Build a Model Number".
3. Any special service required.

Note: • The ☐ indicates that a choice is required.
- The absence of the ☐ indicates that no choice is required.
- Alpha-numeric characters in place of ☐ indicate that no other alternatives are available.

HOW TO BUILD A MODEL NUMBER

Ⓐ Select basic model.

Ⓑ Select base finish.
Refer to the **Product Color Options** page in this price list.

Ⓒ Select nylon glide color.

NGFN	- Flannel (Dark Grey)
NGNT	- Natural (Cream)

SPECIAL SERVICES

Special Carton Marking

With specially marked information N/C

Shipping

Ships **assembled, FOB High Point, NC 27263, freight prepaid.** Freight class 175

Specifications and prices are subject to change without prior notice.

Soltice® Metal
Healthcare Seating General Information







	Open Arm Patient Chair (SOPM)	Closed Arm Patient Chair (SPPM)	Ottoman (SMOT)
General Dimensions			
Seat width	22"	22"	
Seat depth	20"	20"	
Seat height	19"	19"	
Arm width	2-1/4"	2-1/4"	
Arm height	27"	27"	
Overall Dimensions			
Width	26-1/2"	26-1/2"	22-1/2"
Depth	31"	31"	22"
Height	44"	44"	14" - 18"

Static Patient Chair (Open Arm/ Closed Arm)

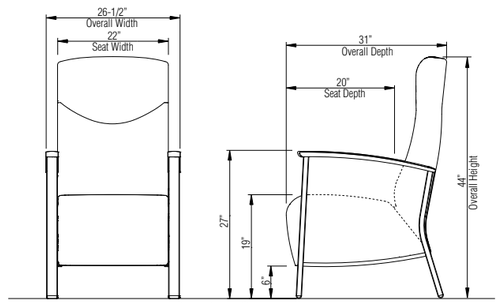

Static Patient Chair
Models SOPM & SPPM

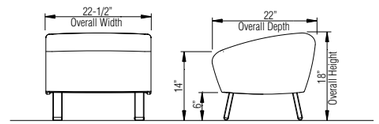

Model SMOT

UPHOLSTERY INFORMATION

C.O.M. Fabric
For C.O.M. fabric sent to KI-High Point on multiple rolls, add an additional yard of fabric per roll to the yardage requirements. Multiple rolls have shorter pieces of fabric on them and do not allow nesting and stacking of the fabric to achieve the best yeild as is done with one large roll. This results in yardage shortages and requests for additional fabric from the client, which can delay an order. For each roll that is sent, one yard needs to be added to one of the rolls, not separately.

Fabric Disclaimer
Fabric will be applied as swatched by the fabric manufacturer. Fabric that is required to be applied differently than is swatched will need a Product Modification Request written specifying the direction the fabric is to be applied.

FINISH INFORMATION

Color Match
KI offers the additional option of color matching paint, polypropylene, or wood stain through Product Modification Requests. Contact Customer Service for details.

INFORMATION

Warranty
Refer to KI Terms & Conditions document or visit ki.com

Soltice® Metal
Healthcare Seating Color Options

Base Finish

Black	BL
Blue Grey	GR
Bronze Metallic	ZM
Cayenne	CY
Champagne Metallic	CM
Chocolate	CT
Cool Grey	CG
Cottonwood	CO
Espresso Metallic	EX
Flannel	FN
Glitz Metallic	GZ
Grass Green	GN
Honey Bee	HY
Light Tone	LG
Mardi Gras	MG
Misty Brown	MY
Nemo	NE
Nordic	ND
Poppy Red	PR
Purple Haze	PH
Rubber Ducky	RK
Sand	SA
Sky Blue	SK
Splash	SH
Starlight Silver Metallic	SX
Surf's Up	SP
Ultra Blue	UB
Warm Grey	WG
Wet Sand	WS
Zesty Lime	ZL

Wood Armcap Finish

Cherry Storm on Beech	BCX
Cinnamon on Beech	BCN
Cocoa on Beech	BCA
Eclypse Black on Beech	BEB
Florence Walnut on Beech	BFC
Kensington Maple on Maple	MMA
Monticello Maple on Beech	BMT
Natural on Beech	BNA
River Cherry on Beech	BRY

Kensington Maple requires an upcharge.

Glide Color

Flannel (Dark Grey)	NGFN
Natural (Cream)	NGNT

Soltice® Metal
Healthcare Seating

Soltice® Metal
Healthcare Seating

	MODEL	Features	MODEL NUMBER: Basic Model (A)	Non-Contrast or Fabric Contrast 1 (B)	Fabric Contrast 2 (C)	Base Finish (D)	Arm Cap (E)	Wood Finish (F)	Glide Color (G)	Moisture Barrier (H)	Approx. Packaged Weight	Grade C.O.M.	Grade C	Grade D	Grade E & C.O.L.	Grade F	Grade G	Grade H	Grade I	Grade J	Grade K	Grade L Leather	Grade M Leather	Moisture Barrier add to list price
 SMPS	**Patient Chair (Open Arm)** • Non-contrast C.O.M = 3.5 yd • 1 = Back (Fabric Contrast 1) C.O.M = 2.5 yd • 2 = Seat (Fabric Contrast 2) C.O.M. = 1.5 yd • W=26-1/2" D=31" H=44"	Non-contrast	SOPM/NC	□□□□		□□	□□□	□□□	□□	□□□	75.0#	$ 1967	$ 2144	$ 2192	$ 2247	$ 2286	$ 2362	$ 2435	$ 2529	$ 2718	$ 2904	$ 3094	$ 3467	$ 241
		Contrast	SOPM/FC	□□□□	□□□□	□□	□□□	□□□	□□	□□□	75.0#	2068	2246	2293	2348	2386	2461	2538	2632	2818	3006	3192	3568	241
 SMPS	**Patient Chair (Closed Arm)** • Non-contrast C.O.M = 5 yd • 1 = Back and arms (Fabric Contrast 1) C.O.M. = 4 yd • 2 = Seat (Fabric Contrast 2) C.O.M. = 1.5 yd • W=26-1/2" D=31" H=44"	Non-contrast	SPPM/NC	□□□□		□□	□□□	□□□	□□	□□□	80.0#	$ 2399	$ 2652	$ 2720	$ 2799	$ 2853	$ 2959	$ 3067	$ 3201	$ 3468	$ 3736	$ 4006	$ 4541	$ 282
		Contrast	SPPM/FC	□□□□	□□□□	□□	□□□	□□□	□□	□□□	80.0#	2498	2753	2820	2900	2954	3061	3169	3304	3570	3838	4106	4642	282
				Ⓐ	Ⓑ	Ⓒ	Ⓓ	Ⓔ	Ⓕ	Ⓖ	Ⓗ														

HOW TO ORDER

Indicate the following information on order form:
1. Quantity of each item.
2. Model number, including options. See "How To Build a Model Number".
3. Any special service required.

Note: • The □ indicates that a choice is required.
- The absence of the □ indicates that no choice is required.
- Alpha-numeric characters in place of □ indicate that no other alternatives are available.

HOW TO BUILD A MODEL NUMBER

Ⓐ Select basic model.

Ⓑ Select non-contrast or fabric contrast 1.
Refer to **ki.com/fabrics**

Ⓒ Select fabric contrast 2.
Refer to **ki.com/fabrics**

Ⓓ Select base finish color.
Refer to the **Product Color Options** page in this price list.

Ⓔ Select arm option.

WAC	- Wood armcaps (pair)
SAC	- Solid surface; add $759
PACBL	- Black poly; add $124
PACSA	- Sand poly; add $124
PACWG	- Warm Grey poly; add $124

Solid surface armcap color is always Corian™ white.

Ⓕ Select wood finish color.
Refer to the **Product Color Options** page in this price list.
For Kensington Maple add upcharge.

Ⓖ Select nylon glide color.

NGFN	- Flannel (Dark Grey)
NGNT	- Natural (Cream)

Ⓗ Select moisture barrier.

MB	- Moisture barrier
NMB	- No moisture barrier

See pricing column for moisture barrier upcharge.

California TB133 Fire Safety Code
For California Technical Bulletin 133 compliant models, a Product Modification Request is required. Contact Customer Service for details.

Model	
SOPM	$319
SPPM	$406
SPMPX	$331
SMOT	$233

KENSINGTON MAPLE UPCHARGE

Kensington Maple requires extended leadtimes.

Model	
SOPM	$73
SPPM	$73
SPMPX	$73

SPECIAL SERVICES

Special Carton Marking

With specially marked information	N/C

Shipping
Ships **assembled, FOB High Point, NC 27263, freight prepaid.** Freight class 175

Specifications and prices are subject to change without prior notice.

Soltice® Metal
Healthcare Seating

	MODEL	Features	MODEL NUMBER: Basic Model	Non-Contrast or Fabric Contrast 1	Base Finish	Glide Color	Moisture Barrier	Approx. Packaged Weight	Grade C.O.M.	Grade C	Grade D	Grade E & C.O.L.	Grade F	Grade G	Grade H	Grade I	Grade J	Grade K	Grade L Leather	Grade M Leather	Moisture Barrier add to list price
 SMPO	**Patient Ottoman** • Non-contrast C.O.M = 1.5 yd • W=22-5/8" D=21-3/8" H=18"	Non-contrast	SMOT	□□□□	□□	□□	□□□	35.0#	$ 915	$ 991	$ 1010	$ 1033	$ 1048	$ 1080	$ 1113	$ 1150	$ 1228	$ 1308	$ 1383	$ 1538	$ 196
			Ⓐ	Ⓑ	Ⓒ	Ⓓ	Ⓔ														

HOW TO ORDER

Indicate the following information on order form:
1. Quantity of each item.
2. Model number, including options. See "How To Build a Model Number".
3. Any special service required.

Note: • The □ indicates that a choice is required.
• The absence of the □ indicates that no choice is required.
• Alpha-numeric characters in place of □ indicate that no other alternatives are available.

HOW TO BUILD A MODEL NUMBER

Ⓐ Select basic model.

Ⓑ Select non-contrast or fabric contrast 1.
Refer to **ki.com/fabrics**

Ⓒ Select base finish color.
Refer to the **Product Color Options** page in this price list.

Ⓓ Select nylon glide color.

NGFN	- Flannel (Dark Grey)
NGNT	- Natural (Cream)

Ⓔ Select moisture barrier.

MB	- Moisture barrier
NMB	- No moisture barrier

See pricing column for moisture barrier upcharge.

California TB133 Fire Safety Code

For California Technical Bulletin 133 compliant models, a Product Modification Request is required. Contact Customer Service for details.

Model	
SOPM	$319
SPPM	$406
SPMPX	$331
SMOT	$233

SPECIAL SERVICES

Special Carton Marking

With specially marked information	N/C

Shipping

Ships **assembled, FOB High Point, NC 27263, freight prepaid.** Freight class 175

Specifications and prices are subject to change without prior notice.

1330 Bellevue Street
P.O. Box 8100
Green Bay, WI 54308-8100
800.424.2432
ki.com

KI and Furnishing Knowledge are registered
trademarks of Krueger International, Inc.

© 2020 Krueger International, Inc.
All Rights Reserved.
Code KI-PLW-000215/KI/PDF

Furnishing Knowledge®

STRIVE®
SEATING

PRICE LIST

January 3, 2011

Updated October 3, 2022

800.424.2432

Contents

Refer to KI Terms & Conditions document or visit ki.com.

Contents

Refer to KI Terms & Conditions document or visit ki.com.

Ordering COM, COL, COV and Shipping Location
BONDUEL, GREEN BAY, ONTARIO, and TUPELO 3

Strive® Stack Seating
General Information 4
Product Color Options 10
Stack Chairs 11
Dolly 21
Cafe Stool 22

Strive® High Density
General Information 23
Product Color Options 26
Stack Chair and Dolly 27
Stack Stools 28

Strive® Nesting
General Information 29
Product Color Options 31
Chairs 32
Strive® Nesting Chairs 33

Strive® Tandem Seating
General Information 34
Product Color Options 35
36

Strive® Task Seating
General Information 41
Product Color Options 45
Chairs 46
Stools 49

Ordering COM, COL and COV
Information

How to Specify C.O.M. Upholstery
Textile designs often have intricate patterns. Not all individuals will interpret fabric direction in the same manner.

As a standard procedure, KI cuts fabrics off the roll in a horizontal fashion as shown in Diagram A at the right. By cutting in this fashion, most waste is eliminated. Our requirements for yardage in this book are based on this type of cutting. When directional or patterned fabrics are used, they often require more yardage than solid colors.

By providing KI with a completely filled-out copy of the form on this page, we will be able to expedite your order. We find it particularly helpful with directional or patterned upholstery material. It is critical that copies of this form accompany test quantities as well as production quantities of C.O.M.

C.O.M. must be supplied in continuous yardage.

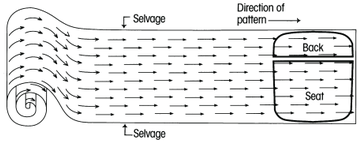

C.O.M., C.O.L. and C.O.V. Testing
KI will require for testing actual yardage to upholster one chair. The testing requirements depend on which chair you have selected on your order.

Test samples will be applied to the order and will be held for 6 months if needed. After 6 months, the sample can no longer be applied to your order. For all products to be tested, send test samples for approval to:

KI
Attn: C.O.M. Specialist
1687 Westminster Drive, Gate 3
Green Bay WI 54302

To expedite the procedure, attach a copy of the "C.O.M. Information Form" on this page.

All C.O.M., C.O.L. and C.O.V. must be labeled with the purchase order number.

C.O.M., C.O.L. and C.O.V. Production
Customer's fabrics and leathers must be approved prior to acceptance for production. Upon test approval, a 1' square sample swatch of upholstery material must accompany the order. KI assumes no responsibility for wear, defects or performance of customer's own fabrics, vinyl or leather. C.O.M., C.O.L. and C.O.V. orders are available on a deferred delivery basis.

Orders for production of C.O.M., C.O.L. and C.O.V. upholstered products are not scheduled for processing until upholstery material is received. Upon receipt, KI will provide an acknowledgement and an estimated shipping date.

KI recommends that leather be ordered in yardage. Leather must be usable. The outer edges cannot be calculated as square feet or yardage.

The C.O.M., C.O.L. and C.O.V. yardage requirements accompanying products in the pricing section are for 10 chairs/seats or less, 54" wide nondirectional material. On larger orders, less material is required.

For exact production yardage requirements, call 1-800-424-2432, ext. 2707.

C.O.M., C.O.L. and C.O.V. Order Processing

For products shipped from Green Bay, WI facility, ship upholstery material to:

KI
Attn: C.O.M. Storage
1687 Westminster Drive - Gate 3
Green Bay, WI 54302

For products shipped from Bonduel, WI facility, ship material to:

KI
Attn: C.O.M. Storage
204 West South Street
Bonduel, WI 54107

For products shipped from Ontario, CA facility, ship material to:

Avail/Impress/Kismet/Medical & Laboratory Stools/Pilot
Attn: C.O.M. Storage
1110 S. Mildred Ave.
Ontario, CA 91761

Intricate Patterns
In the event of specific requirements for positioning of intricate patterns or pattern repeats on seats and backrests, provide a sketch noting requirements, as in Diagram B, along with materials for testing, and with the order.

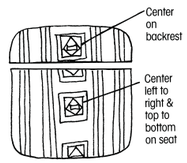

Diagram B

Treated Materials
If C.O.M. requires processing such as Scotchgard® or acrylic backing, it often shrinks. To prevent delays in delivery or back ordering due to shrinkage, please have your processor remeasure after processing and assure adequate yardage shipment.

Split Orders
If a portion of the shipment which does not require C.O.M., C.O.L. or C.O.M. applications is to be processed and shipped early, KI will enter the order immediately at your request. These split shipments are subject to minimum order changes.

Contact the C.O.M. Specialist at 1-800-424-2432, ext. 2707, with questions or to verify a split order.

Excess Upholstery Material
KI will dispose of excess upholstery material at the time of shipment unless expressly requested to return it with the product shipment.

Cancelled or Changed Orders
KI assumes no responsibility for extra C.O.M., C.O.L. or C.O.V. material due to a change of upholstery or cancellation of an order. It is the customer's responsibility to arrange for return of this material.

C.O.M., C.O.L and C.O.V. Information Form

A copy of this form should accompany test requests and production orders. Please fill it out completely, and, if your order has been acknowledged, provide the acknowledgement number.

Purchasing Agent (Dealer or buying organization)

Attention

Address

City State Zip

Project Name

Type of seating and number of units of each type

Please see information below and check the appropriate box.

☐ Submitted for testing.

Purchase Order Number

☐ Test approved. Submitted for production.

KI Acknowledgement Number

In all instances, send this form to the C.O.M. Specialist.

☐ A Selvage Top and Bottom



☐ B Selvage Side and Side



C.O.M. SHIPPING LOCATION

Architectural Walls
- Evoke ..... MN
- Genius Walls ..... MN

Casegoods
- Aristotle Tackboards ..... MN
- Likha Tackboards ..... MN

Classroom Furniture
- Intellect Wave Chairs ..... GB
- Learn2 ..... GB
- Ruckus ..... GB

Desking
- 700 Series Desking ..... KP
- Balance Overheads ..... MN
- Genesis Desking ..... MN
- True Desking ..... KP
- Universal Overheads ..... MN
- WorkZone Desking ..... MN

Files & Storage
- 700 Series Pedestal Cushion ..... GB
- Connection Zone Pads ..... BW
- U-Series Pedestal Cushion ..... GB
- Tattoo ..... BW

Fixed Seating
- Concerto Auditorium Seating ..... BW
- Single Pedestal Seating ..... GB
- Jury Base Seating ..... GB
- Lancaster Auditorium Seating ..... BW
- Sequence Seating ..... GB
- University Seating ..... GB

Panel Systems
- All Terrain ..... KP
- Balance Overheads ..... MN
- System 3000 ..... MN
- Universal Overheads ..... MN
- Wireworks ..... MN
- Unite ..... MN

Residence Hall Furniture
- RoomScape Furniture ..... MN

Screens
- All Terrain ..... KP
- Connection Zone ..... BW
- True/Volition ..... KP
- Genesis ..... KP
- Tattoo ..... MN
- Universal ..... BW

Seating
- 400 Series Folding Chairs ..... BW
- 600 Series Folding Chairs ..... BW
- 600 Series Stools ..... BW
- Affina Collection ..... HN
- Altus Task Chairs ..... GB
- Apply Stack Chairs ..... GB
- Auditorium Folding Chairs ..... BW
- Calida Lounge Seating ..... HN
- Diem Task Chairs ..... OM
- Doni Collection ..... GB
- FourC Seating ..... GB
- Gladly Lounge Seating ..... VQ
- Grazie Seating ..... GB
- Hiatus Sleeper Bench ..... HN
- Hub Modular Lounge Seating ..... HN
- Impress Task Chairs ..... OM
- Impress Ultra Task Chairs ..... OM
- Jessa Lounge Seating ..... HN
- Jubilee Lounge Seating ..... VQ
- Katera Guest Chair ..... GB
- Kurv Benches ..... HN
- LaResta Day Beds ..... HN
- LimeLite ..... GB
- Lyra Lounge Seating ..... HN
- Maestro Stack Chairs ..... GB
- Matrix Stack Chairs ..... GB
- Medical & Laboratory Stools ..... OM
- MyPlace Lounge Seating ..... HN
- MyWay Seating ..... HN
- Oath Task Chairs and Stools ..... GB
- Opt4 ..... GB
- Pilot Task Chairs ..... OM
- Promenade Seating System ..... BW
- Ruckus ..... GB
- Sela Lounge Seating ..... HN
- Sift Task Chairs ..... GB
- Signia Task Chairs and Stools ..... OM
- Soltice Metal Collection ..... HN
- Soltice Multiple, Healthcare & Guest ..... HN
- Soltice II Healthcare Seating ..... HN
- Strive Multiple, Stack & Task ..... GB
- Sway ..... BW
- Tattoo ..... HN
- Torsion-on-the-Go! Nesting Chairs ..... GB
- Torsion Air Stack and Task Seating ..... GB
- Zoetry ..... HN

KI Manufacturing Sites - Customer's Own Material Shipment Manufacturing Site Addresses

BW
KI Bonduel
Attn: COM Storage
204 West South St.
Bonduel, WI 54107

HN
KI High Point
Attn: COM Storage
217 Feld Avenue
High Point, NC 27263

MN
KI Manitowoc
Attn: COM Storage
1400 S. 41st St.
Manitowoc, WI 54220

VQ
KI
Attn: COM Fabrics
6892 Marlin Circle
La Palma, CA 90623

GB
KI Green Bay
Attn: COM Storage
1687 Westminster Drive - Gate 3
Green Bay, WI 54302

KP
KI Pembroke
Attn: COM Storage
1000 Olympic Dr.
Pembroke, Ontario K8A6X7

OM
KI
Attn: COM Storage
1110 S. Mildred Ave.
Ontario, CA 91761

© 2022 Krueger International Inc. All Rights reserved. Code KI-FF-000059/KI/PDF/0822

Strive® Stack Seating
General Information



Armless Four-Leg Chair (SLNAU)



Four-Leg Cantilever Arm Chair (SLCAP)



Four-Leg Loop Arm Chair (SLLAU)

Features			
Stackable	•	•	•
Poly, upholstered seat, or upholstered seat/back	•	•	•
Flex back	•	•	•
General Dimensions			
Seat width	18"	18"	18"
Seat depth	18"	18"	18"
Seat height (upholstered add 1")	18"	18"	18"
Overall Dimensions			
Width	20-3/4"	25"	25"
Depth	21-3/4"	21-3/4"	21-3/4"
Height	32-1/2"	32-1/2"	32-1/2"
Arms to floor		26-1/4"	26-1/4"
Stacking on Dolly			
Overall width	24"	25"	25"
Overall depth - poly	40"	40"	40"
Quantity/height - poly	15 Chairs/61" High	15 Chairs/62" High	15 Chairs/63" High
Overall depth - upholstered	45"	45"	45"
Quantity/height - upholstered	8 Chairs/50" High	8 Chairs/51" High	8 Chairs/51" High
Stacking on Floor			
Width	20-3/4"	25"	25"
Depth	27-1/2"	27-1/2"	27-1/2"
Quantity/height	4 Chairs/39" High	4 Chairs/39" High	4 Chairs/39" High

Strive® Stack Seating
General Information



Armless Four-Leg Chair with Casters (SLNAPC)



Four-Leg Cantilever Arm Chair with Casters (SLCAUC)



Four-Leg Loop Arm Chair with Casters (SLLAUC)



Armless Sled Base Chair (SSNAP)

Sled Base Cantilever Arm Chair (SSCAU)

Features					
Stackable	•	•	•	•	•
Poly, upholstered seat, or upholstered seat/back	•	•	•	•	•
Flex back	•	•	•	•	•
General Dimensions					
Seat width	18"	18"	18"	18"	18"
Seat depth	18"	18"	18"	18"	18"
Seat height (upholstered add 1")	18-1/4"	18-1/4"	18-1/4"	18-1/4"	18-1/4"
Tablet to chair back clearance					
Overall Dimensions					
Width	21-1/4"	25"	25"	20-3/4"	25"
Depth	22-1/2"	22-1/2"	22-1/2"	21-3/4"	21-3/4"
Height	32-1/2"	32-1/2"	32-1/2"	32-1/2"	32-1/2"
Arms to floor		26-1/2"	26-1/2"		26-1/2"
Stacking on Dolly					
Width				24"	25"
Depth - poly				48"	48"
Quantity/height - poly				15 Chairs/64" High	15 Chairs/64" High
Depth - upholstered				48"	48"
Quantity/height - upholstered				8 Chairs/50" High	8 Chairs/50" High
Stacking on Floor					
Width	20-3/4"	25"	25"	20-3/4"	25"
Depth	27-1/2"	27-1/2"	27-1/2"	27-1/2"	27-1/2"
Quantity/height	4 Chairs/39" High	4 Chairs/39" High	4 Chairs/39" High	4 Chairs/39" High	4 Chairs/39" High

INFORMATION

C.O.M. Testing and Production Requirements
Not all materials are suitable for upholstering this product. A 1 yd. x 54" sample must be submitted and approved prior to acceptance of an order. If the fabric is directional in pattern or weave, the direction must be indicated on the submitted sample, and additional yardage may be requested.

Test samples must be sent to:

KI
Attn: C.O.M. Specialist
1687 Westminster Drive - Gate 3
Green Bay, WI 54302

Fabric Disclaimer
Fabric will be applied as swatched by the fabric manufacturer. Fabric that is required to be applied differently than is swatched will need a Modified Product Request written specifying the direction the fabric is to be applied.

Design
Designed by Giancarlo Piretti and manufac-tured in the USA by Krueger International, Inc. under license from Pro-Cord S.p.A

KI Color Match Program
KI offers the additional option of color matching paint, polypropylene, or wood stain through Product Modification Requests. Contact Customer Service for details.

Whatever you imagine, whatever you require, KI's Color Match program lets you pick your color!

Color Match Process - Poly Seating Information can be found here.

INFORMATION

Warranty
Refer to KI Terms & Conditions document or visit ki.com

Strive® Stack Seating
General Information



Armless Wallsaver Four-Leg Chair (SLNAU)



Four-Leg Wallsaver Cantilever Arm Chair (SLCAP)



Four-Leg Wallsaver Loop Arm Chair (SLLAU)

Features			
Stackable	•	•	•
Poly, upholstered seat, or upholstered seat/back	•	•	•
Flex back	•	•	•
General Dimensions			
Seat width	18"	18"	18"
Seat depth	18"	18"	18"
Seat height (upholstered add 1")	17-1/2"	17-1/2"	17-1/2"
Overall Dimensions			
Width	20-3/4"	25"	25"
Depth	22-3/4"	22-3/4"	22-3/4"
Height	33"	33"	33"
Arms to floor		26-1/4"	26-1/4"
Stacking on Floor			
Width	20-3/4"	25"	25"
Depth	28-1/2"	28-1/2"	28-1/2"
Quantity/height	4 Chairs/39" High	4 Chairs/39" High	4 Chairs/39" High



Four-Leg Armless Cafe Stool - 24" or 30" Seat Height (SLSNAU)



Four-Leg Loop Arm Cafe Stool - 24" or 30" Seat Height (SLSLAP)



Four-Leg Cantilever Arm Cafe Stool - 24" or 30" Seat Height (SLSCAUB)



Transport Dolly (SCDA.BL)

Features				
Stackable	•	•	•	
Poly, upholstered seat, or upholstered seat/back	•	•	•	
Flex back	•	•	•	
General Dimensions				
Seat width	18"	18"	18"	
Seat depth	18"	18"	18"	
Seat height (upholstered add 1")	24" / 30"	24" / 30"	24" / 30'	
Overall Dimensions				
Width	25"	25"	25"	24"
Depth	23-1/2" / 25"	23-1/2" / 25"	23-1/2 / 25"	29"
Height	39-1/4" / 45-1/4"	39-1/4" / 45-1/4"	39-1/4" / 45-1/4"	16-1/2"
Arms to floor	32-1/2" / 38-1/2"	32-1/2" / 38-1/2"	32-1/2" / 38-1/2"	
Stacking on Floor				
Width	25-7/8"	25-7/8"	25-7/8"	
Depth	28"	28"	28"	
Quantity/height	4 Chairs/48" or 54" High	4 Chairs/48" or 54" High	4 Chairs/48" or 54" High	

INFORMATION

C.O.M. Testing and Production Requirements
Not all materials are suitable for upholstering this product. A 1 yd. x 54" sample must be submitted and approved prior to acceptance of an order. If the fabric is directional in pattern or weave, the direction must be indicated on the submitted sample, and additional yardage may be requested. Test samples must be sent to:

KI
Attn: C.O.M. Specialist
1687 Westminster Drive - Gate 3
Green Bay, WI 54302

Fabric Disclaimer
Fabric will be applied as swatched by the fabric manufacturer. Fabric that is required to be applied differently than is swatched will need a Modified Product Request written specifying the direction the fabric is to be applied.

Design
Designed by Giancarlo Piretti and manufac-tured in the USA by Krueger International, Inc. under license from Pro-Cord S.p.A

KI Color Match Program
KI offers the additional option of color matching paint, polypropylene, or wood stain through Product Modification Requests. Contact Customer Service for details.

Whatever you imagine, whatever you require, KI's Color Match program lets you pick your color!

Color Match Process - Poly Seating Information can be found here.

INFORMATION

Warranty
Refer to KI Terms & Conditions document or visit ki.com

Strive® Stack Seating
General Information

Strive® Stack Seating
General Information



Four-Leg Tablet Arm Chair (SLTAPRH)



Four-Leg Oversize Tablet Arm Chair (SLOVTAURH)



Sled Base Tablet Arm Chair (SSTAPRH)



Sled Base Oversize Tablet Arm Chair (SLOVTAPRH)

Features				
Stackable				
Poly, upholstered seat, or upholstered seat/back	•	•	•	•
Flex back	•	•	•	•
General Dimensions				
Seat width	18"	18"	18"	18"
Seat depth	18"	18"	18"	18"
Seat height (upholstered add 1")	18"	18"	18"	18"
Tablet to chair back clearance	14"	14"	14"	14"
Overall Dimensions				
Width (Use Position)	24"	24"	24"	24"
Depth (Use Position)	27-3/4"	31"	27-3/4"	31"
Height	33"	33"	33-1/4"	33-1/4"
Arms to floor	28-1/2"	28-1/2"	28-1/2"	28-1/2"



Four-Leg ChangeUp Tablet Arm Chair with Glides



Four-Leg ChangeUp Tablet Arm Chair with Casters



Sled Base ChangeUp Tablet Arm Chair

Features			
Stackable			
Poly, upholstered seat, or upholstered seat/back	•	•	•
Flex back			
General Dimensions			
Seat width	18"	18"	18"
Seat depth	18"	18"	18"
Seat height (upholstered add 1")	18"	18"	18"
Tablet to chair back clearance	16-1/4"	16-1/4"	16-1/4"
Overall Dimensions			
Width (Use Position)	26-1/2"	26-1/2"	26"
Depth (Use Position)	28" - 33-1/2"	28" - 33-1/2"	28" - 33-1/2"
Height	33"	33-1/4"	33-1/4"
Arms to floor	27-3/4"	27-3/4"	27-3/4"

INFORMATION

C.O.M. Testing and Production Requirements
Not all materials are suitable for upholstering this product. A 1 yd. x 54" sample must be submitted and approved prior to acceptance of an order. If the fabric is directional in pattern or weave, the direction must be indicated on the submitted sample, and additional yardage may be requested. Test samples must be sent to:

KI
Attn: C.O.M. Specialist
1687 Westminster Drive - Gate 3
Green Bay, WI 54302

Fabric Disclaimer
Fabric will be applied as swatched by the fabric manufacturer. Fabric that is required to be applied differently than is swatched will need a Modified Product Request written specifying the direction the fabric is to be applied.

Design
Designed by Giancarlo Piretti and manufac-tured in the USA by Krueger International, Inc. under license from Pro-Cord S.p.A

KI Color Match Program
KI offers the additional option of color matching paint, polypropylene, or wood stain through Product Modification Requests. Contact Customer Service for details.

Whatever you imagine, whatever you require, KI's Color Match program lets you pick your color!

Color Match Process - Poly Seating Information can be found here.

INFORMATION

Warranty
Refer to KI Terms & Conditions document or visit ki.com

Strive® Stack Seating
General Information

TECHNICAL SPECIFICATIONS

Backrest
Injection-molded polypropylene with integral steel cantilever springs. The combination of the slotted polypropylene back and the spring steel provides a supportive flexing back. Springs are nominal 4.5 mm diameter chrome silicon valve spring wire.

Seat and Shroud
Injection-molded polypropylene.

Optional Upholstered Seat
Molded urethane foam is attached to an injection-molded polypropylene seat board, then upholstered using a draw-string process. The assembled seat pad is attached to the seat by means of hidden fasteners. Note: upholstered seat is required with translucent poly backs.

Optional Upholstered Back
A 1/2" thick urethane foam is attached to an injection-molded polypropylene back board, then upholstered using a draw-string process. The assembled back pad is attached to the back by means of fasteners which are exposed and are color matched to the polypropylene.

Frames
Legs are 7/8" O.D. by 13-gauge tubular steel. Cross members are 1" O.D. by 14-gauge tubular steel and 7/16" diameter solid steel. All joints are welded. Frames are available in 4-leg or sled base configurations. Standard 4-leg rear legs angle 14° from vertical. Wallsaver rear legs angle 23° from vertical.

Frame Finishes
Frames are finished in either baked-on electrostatically-applied 30-degree gloss epoxy powder-coat paint, or bright nickel-chrome plating.

Arms
Optional cantilever arms or loop arms are available. When equipped with arms, the supporting structure is a continuation of the rear leg finished to match the frame color. The armcaps are injection-molded glass filled polypropylene matching the frame finish (when frame finish is Chrome, hammertones, or Starlight Silver metallic, armcaps match the seat and back color; when back is Diamond translucent, armcaps are Light Tone; when back is Pewter translucent, armcaps are Flannel; when back is Bronze translucent, armcaps are Chocolate). The armcaps are attached to the steel structure by means of screws.

Glides
Upper and lower ends of leg tubes are capped with polypropylene end caps matching leg color (chrome frames and hammertone frames match the seat and back color). Three optional glide types are available for leg chairs: swivel poly/nylon, swivel steel and swivel felt glides. The swivel function allows the bottom of the glide to correctly match un-even floor conditions, resulting in less wear. Poly/nylon and felt glides are interchangeable and have easy-on/easy-off replaceable glide caps, which makes field replacement easy and efficient. Swivel poly glides are available in Stone color only. Optional glides for the sled base are co-extruded to provide a softer (non-skid) surface to protect the floor, but do not glide. Sled base chairs are also available with black nylon (plastic) glides and stainless steel glides.

Casters
4-leg chairs may be ordered with carpet casters instead of glides (does not apply to café stools). Casters are double-wheel (60 mm) high-impact thermoplastic and are available in black only.

Tablet Arm
Tablet support loop is a continuation of the rear leg and is available in left- or right-handed models. A formed steel hinge is welded to the top of the support structure, and secured with screws to the underside of the writing surface. Writing surface is 9 1/2" x 20 3/4" x 12 1/2" plywood care of 5/8" thick, 11-ply hardwood, surfaced with .030" high-pressure laminate top and plain backer undersurface. Edges are lacquered and sealed.

4-Leg Café Stool
4-leg models on glides are available in 24" and 30" seat heights. Stool-height units are equipped with a reinforcing foot ring made of a 1/2" diameter wire ring, which is open in the back to allow stacking of armless and cantilever arm stools.

Transport Dolly
Frame construction is welded tubular steel with a black powder-coated finish and 5" wheels (two swivel and two fixed). The dolly fits 4-leg or sled base chairs and has a capacity of fifteen poly chairs or eight upholstered chairs.

ChangeUp™ Tablet Arm
ChangeUp tablet support is integral to the chair frame and consists of a 7/8" diameter solid steel rod welded to the front and rear support tubes. A three-piece molded plastic armrest is included and attached to the chair frame using a #10 x 2 1/2" Phillips pan head tapping screw.

The tablet mechanism consists a die-cast aluminum housing, upper and lower plastic bearings, and 11-gauge steel clamp and tablet board support plates. The tablet mechanism is clamped onto the chair frame over two plastic bushing halves and a 5/16" diameter by 1 3/4" hardened steel pin with a die-cast aluminum cap secured with two 1/4-20 x 3/4" button socket head cap screws. The pin creates a solid 90° up/down pivot stop and the bushings provide a smooth, quiet operation. In the use position, the tablet mechanism rotates outward from the chair back an additional 20° and permits approximately 3 1/2" of adjustment for ingress/egress without stowing the tablet.

The tablet worksurface is 21" wide by 13 1/2" deep (235 square inches) is secured to the tablet board support plate with twelve #12 x 5/8" Phillips flat head tapping screws. The tablet board is made of 18 mm Baltic Birch plywood with .040" high-pressure laminate top surface and .02" thick phenolic backer surface for an overall board thickness of approximately 3/4". Edges are lacquered with a clear finish and sealed. The factory installed tablet assembly is not field installable and may not be removed.

Compliance
Support frame, mechanism and worksurface passes KI's internal testing for 250-pound weight capacity.

Strive® Stack Seating
General Information

STATEMENT OF LINE

All models are available in polypropylene seat/backrest, upholstered seat/ polypropylene backrest, or upholstered seat/backrest.


SLNAP


SLNAPC


SLCAP


SLCAPC


SLLAP


SLLAPC


SLTAPRH


SLOVTAPRH


SLNAPWS


SLCAPWS


SLLAPWS


SSNAP


SSCAP


SSTAPRH


SSOVTAPRH


SLCUTAPRH


SLCUTAPCRH


SSCUTAPRH


SLSNAP


SLSCAP


SLSLAP

DIMENSIONS

Strive Armless 4-Leg Chair

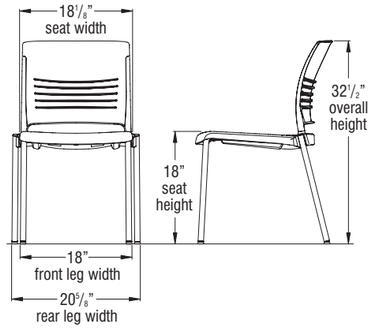

Strive 4-Leg Cantilever Armchair

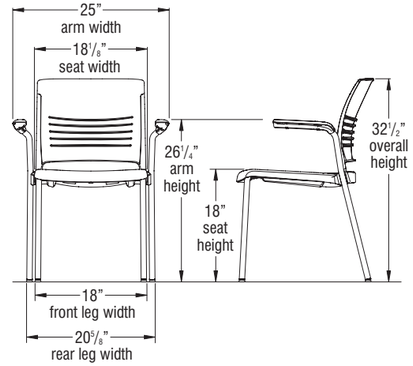

Strive Armless 4-Leg Chair with Casters

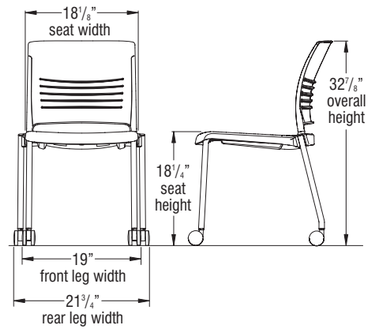

Strive 4-Leg Loop Armchair

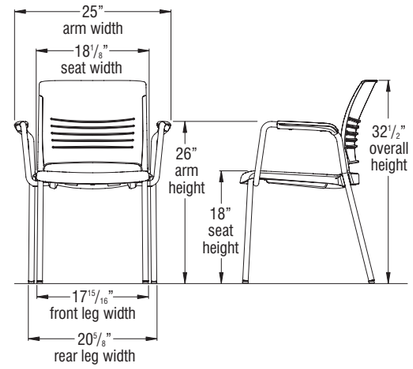

Strive Armless Sled Base Chair

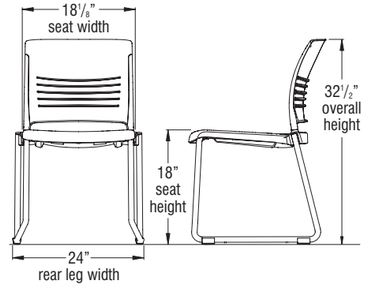

Strive Armless Sled Base Chair

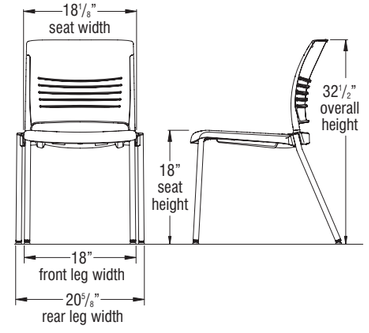

Strive® Stack Seating
General Information

Strive 4-Leg Tablet Armchair

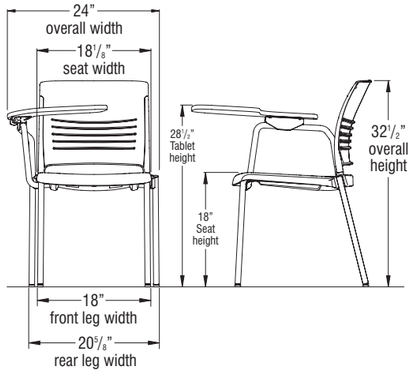

Strive 4-Leg Oversized Tablet Armchair

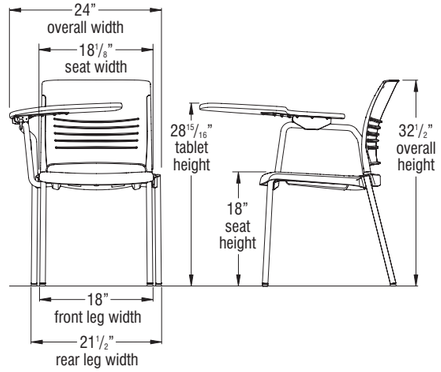

Strive 4-Leg ChangeUp Tablet Armchair

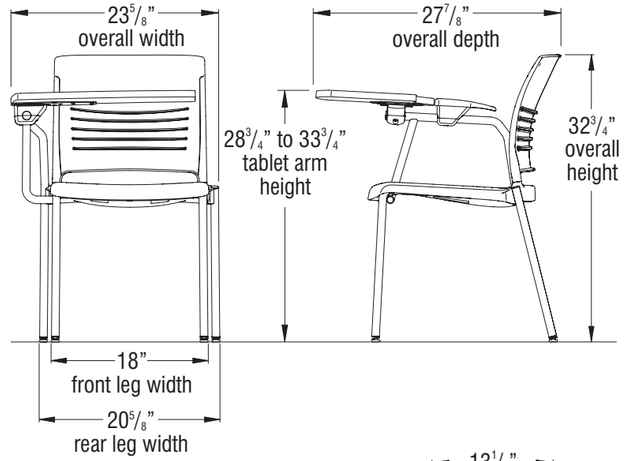

Strive Armless 4-Leg Café Stool

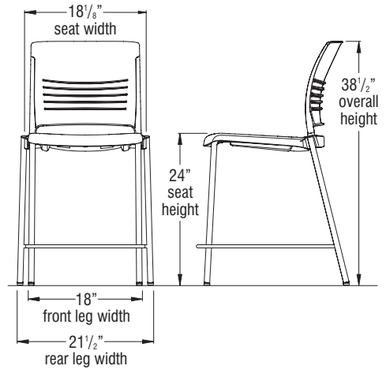

Strive 4-Leg Cantilever Arm Café Stool

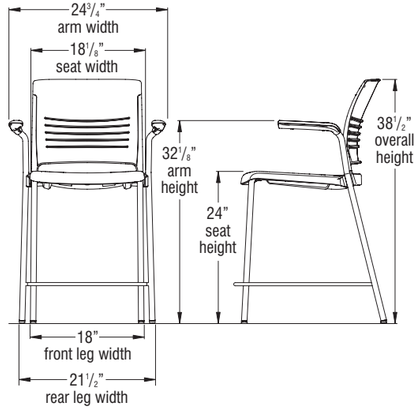

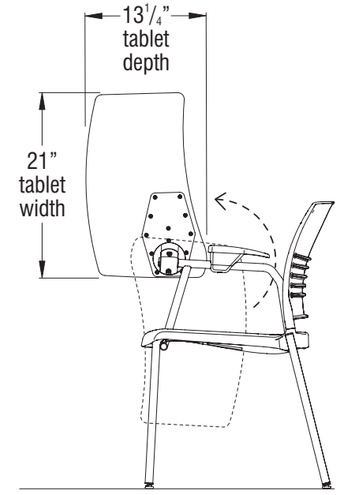

Strive 4-Leg Arm Café Stool

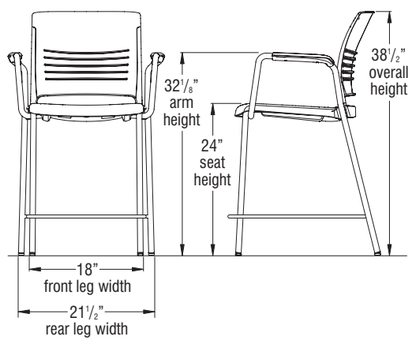

Strive Armless 4-Leg Café Stool

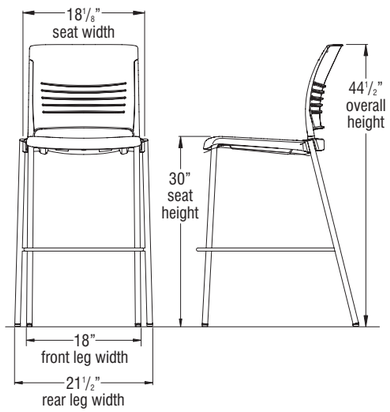

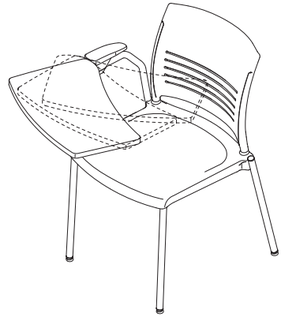

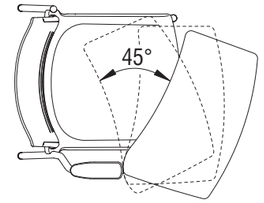

Strive® Stack Seating
Product Color Options

Strive® Stack Seating
Product Color Options

Frame Color

Black	BL
Blue Grey	GR
Bronze Metallic	ZM
Cayenne	CY
Champagne Metallic	CM
Chrome	CH
Cool Grey	CG
Cottonwood	CO
Earthen Clay	EY
Espresso Metallic	EX
Everglade Shade	EV
Flannel	FN
Glitz Metallic	GZ
Hazy Jade	HJ
Honey Bee	HY
Light Tone	LG
Mardi Gras	MG
Misty Brown	MY
Nemo	NE
Nordic	ND
Poppy Red	PR
Purple Haze	PH
Rubber Ducky	RK
Sand	SA
Sky Blue	SK
Starlight Silver Metallic	SX
Surf's Up	SP
Twilight Shadow	TI
Ultra Blue	UB
Warm Grey	WG
Zesty Lime	ZL

Armcaps and glides match the frame color with the following exceptions:
-When frame color is chrome or metallic, the armcaps and glides will match poly color.
-When back is diamond translucent, armcaps are light tone.
-When back is pewter translucent, armcaps are flannel.

Casters for four-leg chairs are always black.

Seat and Back Color - Polypropylene Non Flame-Retardant

Black	PBL
Blue Grey	PGR
Cayenne	PCY
Cool Grey	PCG
Cottonwood	PCO
Diamond Translucent	PDT
Earthen Clay	PEY
Everglade Shade	PEV
Flannel	PFN
Hazy Jade	PHJ
Honey Bee	PHY
Light Tone	PLG
Mardi Gras	PMG
Misty Brown	PMY
Nemo	PNE
Nordic	PND
Pewter Translucent	PPT
Poppy Red	PPR
Purple Haze	PPH
Rubber Ducky	PRK
Sand	PSA
Sky Blue	PSK
Surf's Up	PSP
Twilight Shadow	PTI
Ultra Blue	PUB
Warm Grey	PWG
Zesty Lime	PZL

Diamond Translucent and Pewter Translucent are only available on upholstered seat models.

Seat and Back Color - Polypropylene Flame-Retardant

Black	PBL

The above seating product can be manufactured using the appropriate flame-retardant materials for compliance to California Technical Bulletin 133.

*NOTE: When FR upholstery is selected, FR poly (black only) must be selected. NFR poly is not available with FR upholstery.

Tablet Arm Color - Laminate

Belair	LBQ
Biltmore Cherry	LBT
Black	LBK
Brighton Walnut	LBW
Canyon Zephyr	LCA
Castle Oak	LCO
Casual Linen	LCU
Cherry Storm	LCX
Classic Linen	LCI
Cloud Zephyr	LCL
Cocobala	LCC
Crisp Linen	LRI
Desert Zephyr	LDZ
Dove Grey	LDG
Fired Steel	LIL
Flax Linen	LXF
Florence Walnut	LFC
Forged Steel	LOL
Friston Ash	LFH
Frosty White	LFW
Graphite Nebula	LGN
Grey	LGE
High Rise	LHE
Hollyberry	LHY
Irish Linen	LIH
Island	LID
Italian Silver Ash	LIT
Kensington Maple	LKM
Lapis Blue	LLB
Markerboard White	LMK
Misted Zephyr	LMR
Monticello Maple	LMT
Nickel Evolv	LNV
North Sea	LNA
Ocean	LON
Pearl Bisque	LPB
Pearl Silver	LPS
Pressed Linen	LPR
River Cherry	LRY
Rugged Linen	LRG
Satin Stainless	LSS
Shadow Zephyr	LSR
Silicon evolv	LSV
Sterling Ash	LAZ
Tailored Linen	LTL
Titanium evolv	LTV
White Nebula	LWL
White Sand	LWN
Windsor Mahogany	LWY

Finish Cards
View color swatches for items listed within this document.

Paints **Wood/Veneer** **Molded Edges** **Hard Plastics**
Plastics/Poly **Laminates** **Edge Styles** **Glass**

Certain options referenced may not be available on GSA Schedule.

Strive® Stack Seating
Stack Chairs

Strive® Stack Seating
Stack Chairs

	MODEL	Features	MODEL NUMBER: Basic Model	Frame Color Ⓑ	Seat & Back Color Ⓒ	Caster Type Ⓓ	Glide Option Ⓔ	Fire Code Ⓕ	Upholstery Color Ⓖ	Approx. Packaged Weight	Delivered Pricing Unuphol-stered	Delivered Pricing Fabric Grade 1 & C.O.M.	Delivered Pricing Fabric Grade 2	Delivered Pricing Fabric Grade 3	Delivered Pricing C.O.V.	Delivered Pricing Vinyl Group 2V	Delivered Pricing Pallas Fabric Group P0	Delivered Pricing Pallas Fabric Group P1	Delivered Pricing Pallas Fabric Group P2	Delivered Pricing Pallas Fabric Group P3	Delivered Pricing Pallas Fabric Group P4
	**Four-Leg Armless Chair** • Flex back • Stacking	Polypropylene	SLNAP	□□	□□□		□	□□□		20.0#	$ 254										
		Upholstered Seat	SLNAU	□□	□□□		□	□□□	□□□□□	23.0#	N/A	336	374	390	336	390	387	436	462	491	515
		Upholstered Seat/Back	SLNAUB	□□	□□□		□	□□□	□□□□□	23.0#	N/A	406	444	459	406	459	458	508	534	562	584
SLP																					
SLU																					
SLUB																					
	**Four-Leg Armless Chair with Casters** • Flex back • Stacking (Caution should be used if stacking to prevent casters from damaging chair and frame) • Stacking on dollies is NOT recommended	Polypropylene, Casters	SLNAPC	□□	□□□	□		□□□		26.0#	$ 302										
		Uph. Seat, Casters	SLNAUC	□□	□□□	□		□□□	□□□□□	29.0#	N/A	384	421	441	384	441	441	488	515	542	566
		Uph. Seat/Back, Casters	SLNAUBC	□□	□□□	□		□□□	□□□□□	29.0#	N/A	455	491	510	455	510	509	558	584	610	637
SLP																					
SLU																					
SLUB																					
			Ⓐ	Ⓑ	Ⓒ	Ⓓ	Ⓔ	Ⓕ	Ⓖ													

HOW TO ORDER

Indicate the following information on order form:
1. Quantity of each item.
2. Model number, including options. See “How To Build a Model Number”.
3. Any special service required.

Note: • The □ indicates that a choice is required.
- The absence of the □ indicates that no choice is required.
- Alpha-numeric characters in place of □ indicate that no other alternatives are available.

HOW TO BUILD A MODEL NUMBER

Ⓐ Select basic model.

Ⓑ Select frame color.
Refer to the **Product Color Options** page in this price list.

Ⓒ Select poly seat and back color.
Refer to the **Product Color Options** page in this price list.

Ⓓ Select casters.

C	- Carpet casters (black only)
S	- Hard floor casters (black only)

Ⓔ Select glide option.

F	- Felt Glides
P	- Plastic glides
S	- Steel glides

Ⓕ Select fire code.

NFR	- Compliance to TB 117-2013
FR	- Compliance to TB 133

Ⓖ Select upholstery grade/color.
Refer to **ki.com/fabrics**

UPHOLSTERY INFORMATION

C.O.M. Upholstery
C.O.M. requirement for 10 chairs or less with upholstered seat or upholstered seat and back is 3/4 yard per chair of 54” wide nondirectional fabric. For orders of 11 or more with upholstered seat and back and for complete information on ordering C.O.M. see “Ordering C.O.M., C.O.V. and C.O.L.” section.

OPTIONS

California TB133 Fire Safety Code
For California Technical Bulletin 133 compliant models, add the following upcharge:

Model=Polypropylene
Added List Price=$13

Model=Upholstered Seat
Added List Price=$91

Model=Upholstered Seat and Back
Added List Price=$129

SPECIAL SERVICES

Special Carton Marking

With specially marked information	N/C

Shipping
Ships **assembled, FOB Green Bay, WI 54302, freight prepaid.** Freight class 125.

Specifications and prices are subject to change without prior notice.

Strive® Stack Seating
Stack Chairs

Strive® Stack Seating
Stack Chairs

	MODEL	Features	MODEL NUMBER: Basic Model	Frame Color	Seat & Back Color	Caster Type	Glide Option	Fire Code	Upholstery Color	Approx. Packaged Weight	Delivered Pricing Unuphol-stered	Delivered Pricing Fabric Grade 1 & C.O.M.	Delivered Pricing Fabric Grade 2	Delivered Pricing Fabric Grade 3	Delivered Pricing C.O.V.	Delivered Pricing Vinyl Group 2V	Delivered Pricing Pallas Fabric Group P0	Delivered Pricing Pallas Fabric Group P1	Delivered Pricing Pallas Fabric Group P2	Delivered Pricing Pallas Fabric Group P3	Delivered Pricing Pallas Fabric Group P4
	**Four-Leg Cantilever Arm Chair** • Flex back • Stacking	Polypropylene	SLCAP	☐☐	☐☐☐		☐	☐☐☐		23.0#	$ 330										
		Upholstered Seat	SLCAU	☐☐	☐☐☐		☐	☐☐☐	☐☐☐☐☐	26.0#	N/A	414	450	463	414	463	463	514	540	567	592
		Upholstered Seat/Back	SLCAUB	☐☐	☐☐☐		☐	☐☐☐	☐☐☐☐☐	26.0#	N/A	483	519	535	483	535	535	583	609	638	660
SLP																					
SLU																					
SLUB																					
	**Four-Leg Cantilever Arm Chair with Casters** • Flex back • Stacking (Caution should be used if stacking to prevent casters from damaging chair and frame) • Stacking on dollies is NOT recommended	Polypropylene, Casters	SLCAPC	☐☐	☐☐☐	☐		☐☐☐		28.0#	$ 379										
		Uph. Seat, Casters	SLCAUC	☐☐	☐☐☐	☐		☐☐☐	☐☐☐☐☐	31.0#	N/A	461	499	517	461	517	515	565	592	618	643
		Uph. Seat/Back, Casters	SLCAUBC	☐☐	☐☐☐	☐		☐☐☐	☐☐☐☐☐	31.0#	N/A	532	568	585	532	585	583	633	660	689	712
SLP																					
SLU																					
SLUB																					
			Ⓐ	Ⓑ	Ⓒ	Ⓓ	Ⓔ	Ⓕ	Ⓖ												

HOW TO ORDER

Indicate the following information on order form:
1. Quantity of each item.
2. Model number, including options. See “How To Build a Model Number”.
3. Any special service required.

Note: • The ☐ indicates that a choice is required.
- The absence of the ☐ indicates that no choice is required.
- Alpha-numeric characters in place of ☐ indicate that no other alternatives are available.

HOW TO BUILD A MODEL NUMBER

Ⓐ Select basic model.

Ⓑ Select frame color.
Refer to the **Product Color Options** page in this price list.

Ⓒ Select poly seat and back color.
Refer to the **Product Color Options** page in this price list.

Ⓓ Select casters.

C	- Carpet casters (black only)
S	- Hard floor casters (black only)

Ⓔ Select glide option.

F	- Felt Glides
P	- Plastic glides
S	- Steel glides

Ⓕ Select fire code.

FR	- Compliance to TB 133
NFR	- Compliance to TB 117-2013

Ⓖ Select upholstery grade/color.
Refer to **ki.com/fabrics**

UPHOLSTERY INFORMATION

C.O.M. Upholstery
C.O.M. requirement for 10 chairs or less with upholstered seat or upholstered seat and back is 3/4 yard per chair of 54” wide nondirectional fabric. For orders of 11 or more with upholstered seat and back and for complete information on ordering C.O.M. see “Ordering C.O.M., C.O.V. and C.O.L.” section.

OPTIONS

California TB133 Fire Safety Code
For California Technical Bulletin 133 compliant models, add the following upcharge:

Model=Polypropylene
Added List Price=$13

Model=Upholstered Seat
Added List Price=$91

Model=Upholstered Seat and Back
Added List Price=$129

SPECIAL SERVICES

Special Carton Marking

With specially marked information	N/C

Shipping
Ships **assembled, FOB Green Bay, WI 54302, freight prepaid.** Freight class 125.

Specifications and prices are subject to change without prior notice.

Strive® Stack Seating
Stack Chairs

Strive® Stack Seating
Stack Chairs

	MODEL	Features	MODEL NUMBER: Basic Model	Frame Color	Seat & Back Color	Caster Type	Glide Option	Fire Code	Upholstery Color	Approx. Packaged Weight	Delivered Pricing Unupholstered	Delivered Pricing Fabric Grade 1 & C.O.M.	Delivered Pricing Fabric Grade 2	Delivered Pricing Fabric Grade 3	Delivered Pricing C.O.V.	Delivered Pricing Vinyl Group 2V	Delivered Pricing Pallas Fabric Group P0	Delivered Pricing Pallas Fabric Group P1	Delivered Pricing Pallas Fabric Group P2	Delivered Pricing Pallas Fabric Group P3	Delivered Pricing Pallas Fabric Group P4
	**Four-Leg Loop Arm Chair** • Flex back • Stacking	Polypropylene	SLLAP	□□	□□□		□	□□□		25.0#	$ 348										
		Upholstered Seat	SLLAU	□□	□□□		□	□□□	□□□□□	27.0#	N/A	427	463	484	427	484	483	532	558	583	607
		Upholstered Seat/Back	SLLAUB	□□	□□□		□	□□□	□□□□□	27.0#	N/A	497	535	550	497	550	550	600	625	651	676
SLP																					
SLU																					
SLUB																					
	**Four-Leg Loop Arm Chair with Casters** • Flex back • Stacking (Caution should be used if stacking to prevent casters from damaging chair and frame) • Stacking on dollies is NOT recommended	Polypropylene, Casters	SLLAPC	□□	□□□	□		□□□		30.0#	$ 396										
		Upholstered Seat, Casters	SLLAUC	□□	□□□	□		□□□	□□□□□	32.0#	N/A	478	517	535	478	535	532	579	607	638	657
		Uph. Seat/Back, Casters	SLLAUBC	□□	□□□	□		□□□	□□□□□	32.0#	N/A	548	585	603	548	603	600	649	676	705	727
SLP																					
SLU																					
SLUB																					
			Ⓐ	Ⓑ	Ⓒ	Ⓓ	Ⓔ	Ⓕ	Ⓖ												

HOW TO ORDER

Indicate the following information on order form:
1. Quantity of each item.
2. Model number, including options. See “How To Build a Model Number”.
3. Any special service required.

Note: • The □ indicates that a choice is required.
• The absence of the □ indicates that no choice is required.
• Alpha-numeric characters in place of □ indicate that no other alternatives are available.

HOW TO BUILD A MODEL NUMBER

Ⓐ Select basic model.

Ⓑ Select frame color.
Refer to the **Product Color Options** page in this price list.

Ⓒ Select poly seat and back color.
Refer to the **Product Color Options** page in this price list.

Ⓓ Select casters.

C	- Carpet casters (black only)
S	- Hard floor casters (black only)

Ⓔ Select glide option.

F	- Felt Glides
P	- Plastic glides
S	- Steel glides

Ⓕ Select fire code.

NFR	- Compliance to TB 117-2013
FR	- Compliance to TB 133

Ⓖ Select upholstery grade/color.
Refer to **ki.com/fabrics**

UPHOLSTERY INFORMATION

C.O.M. Upholstery
C.O.M. requirement for 10 chairs or less with upholstered seat or upholstered seat and back is 3/4 yard per chair of 54” wide nondirectional fabric. For orders of 11 or more with upholstered seat and back and for complete information on ordering C.O.M. see “Ordering C.O.M., C.O.V. and C.O.L.” section.

OPTIONS

California TB133 Fire Safety Code
For California Technical Bulletin 133 compliant models, add the following upcharge:

Model=Polypropylene
Added List Price=$13

Model=Upholstered Seat
Added List Price=$91

Model=Upholstered Seat and Back
Added List Price=$129

SPECIAL SERVICES

Special Carton Marking

With specially marked information	N/C

Shipping
Ships **assembled, FOB Green Bay, WI 54302, freight prepaid.** Freight class 125.

Specifications and prices are subject to change without prior notice.

Strive® Stack Seating
Stack Chairs

Strive® Stack Seating
Stack Chairs

	MODEL	Features	MODEL NUMBER: Basic Model	Frame Color	Seat & Back Color	Glide Option	Tablet Arm Color	Fire Code	Upholstery Color	Approx. Packaged Weight	Delivered Pricing Unuphol-stered	Delivered Pricing Fabric Grade 1 & C.O.M.	Delivered Pricing Fabric Grade 2	Delivered Pricing Fabric Grade 3	Delivered Pricing C.O.V.	Delivered Pricing Vinyl Group 2V	Delivered Pricing Pallas Fabric Group P0	Delivered Pricing Pallas Fabric Group P1	Delivered Pricing Pallas Fabric Group P2	Delivered Pricing Pallas Fabric Group P3	Delivered Pricing Pallas Fabric Group P4
	**Four-Leg Tablet Arm Chair** • Flex back • NONSTACKING	Polypropylene, Left Hand	SLTAPLH	☐☐	☐☐☐	☐	☐☐☐	☐☐☐		33.0#	$ 491										
		Polypropylene, Right Hand	SLTAPRH	☐☐	☐☐☐	☐	☐☐☐	☐☐☐		33.0#	491										
		Uph. Seat, Left Hand	SLTAULH	☐☐	☐☐☐	☐	☐☐☐	☐☐☐	☐☐☐☐☐	35.0#	N/A	573	609	625	573	625	624	675	701	727	751
		Uph. Seat, Right Hand	SLTAURH	☐☐	☐☐☐	☐	☐☐☐	☐☐☐	☐☐☐☐☐	35.0#	N/A	573	609	625	573	625	624	675	701	727	751
		Uph. Seat/Back, Left Hand	SLTAUBLH	☐☐	☐☐☐	☐	☐☐☐	☐☐☐	☐☐☐☐☐	35.0#	N/A	643	678	696	643	696	694	744	770	797	821
		Uph. Seat/Back, Right Hand	SLTAUBRH	☐☐	☐☐☐	☐	☐☐☐	☐☐☐	☐☐☐☐☐	35.0#	N/A	643	678	696	643	696	694	744	770	797	821
SLP																					
SLU																					
SLUB																					
	**Four-Leg Oversize Tablet Arm Chair** • Oversized tablet • Flex back • NONSTACKING	Polypropylene, Left Hand	SLOVTAPLH	☐☐	☐☐☐	☐	☐☐☐	☐☐☐		33.0#	$ 573										
		Polypropylene, Right Hand	SLOVTAPRH	☐☐	☐☐☐	☐	☐☐☐	☐☐☐		33.0#	573										
		Uph. Seat, Left Hand	SLOVTAULH	☐☐	☐☐☐	☐	☐☐☐	☐☐☐	☐☐☐☐☐	35.0#	N/A	652	771	789	652	789	789	838	865	889	915
		Uph. Seat, Right Hand	SLOVTAURH	☐☐	☐☐☐	☐	☐☐☐	☐☐☐	☐☐☐☐☐	35.0#	N/A	652	771	789	652	789	789	838	865	889	915
		Uph. Seat/Back, Left Hand	SLOVTAUBLH	☐☐	☐☐☐	☐	☐☐☐	☐☐☐	☐☐☐☐☐	35.0#	N/A	721	840	860	721	860	860	907	933	958	986
		Uph. Seat/Back, Right Hand	SLOVTAUBRH	☐☐	☐☐☐	☐	☐☐☐	☐☐☐	☐☐☐☐☐	35.0#	N/A	721	840	860	721	860	860	907	933	958	986
SLP																					
SLU																					
SLUB																					
				Ⓐ	Ⓑ	Ⓒ	Ⓓ	Ⓔ	Ⓕ	Ⓖ											

HOW TO ORDER

Indicate the following information on order form:
1. Quantity of each item.
2. Model number, including options. See “How To Build a Model Number”.
3. Any special service required.

Note: • The ☐ indicates that a choice is required.
- The absence of the ☐ indicates that no choice is required.
- Alpha-numeric characters in place of ☐ indicate that no other alternatives are available.

HOW TO BUILD A MODEL NUMBER

Ⓐ Select basic model.

Ⓑ Select frame color.
Refer to the **Product Color Options** page in this price list.

Ⓒ Select poly seat and back color.
Refer to the **Product Color Options** page in this price list.

Ⓓ Select glide option.

F	- Felt Glides
P	- Plastic glides
S	- Steel glides

Ⓔ Select tablet arm color.
Refer to the **Product Color Options** page in this price list.

Ⓕ Select fire code.

FR	- Compliance to TB 133
NFR	- Compliance to TB 117-2013

Ⓖ Select upholstery grade/color.
Refer to **ki.com/fabrics**

UPHOLSTERY INFORMATION

C.O.M. Upholstery
C.O.M. requirement for 10 chairs or less with upholstered seat or upholstered seat and back is 3/4 yard per chair of 54” wide nondirectional fabric. For orders of 11 or more with upholstered seat and back and for complete information on ordering C.O.M. see “Ordering C.O.M., C.O.V. and C.O.L.” section.

OPTIONS

California TB133 Fire Safety Code
For California Technical Bulletin 133 compliant models, add the following upcharge:

Model=Polypropylene
Added List Price=$13

Model=Upholstered Seat
Added List Price=$91

Model=Upholstered Seat and Back
Added List Price=$129

SPECIAL SERVICES

Special Carton Marking

With specially marked information	N/C

Shipping
Ships **assembled, FOB Green Bay, WI 54302, freight prepaid.** Freight class 125.

Specifications and prices are subject to change without prior notice.

Strive® Stack Seating
Stack Chairs

Strive® Stack Seating
Stack Chairs



	Features	MODEL NUMBER Basic Model	Frame Color	Seat & Back Color	Glide Option	Tablet Arm Color	Fire Code	Upholstery Color	Approx. Packaged Weight	Delivered Pricing Unupholstered	Delivered Pricing Fabric Grade 1 & C.O.M.	Delivered Pricing Fabric Grade 2	Delivered Pricing Fabric Grade 3	Delivered Pricing C.O.V.	Delivered Pricing Vinyl Group 2V	Delivered Pricing Pallas Fabric Group P0	Delivered Pricing Pallas Fabric Group P1	Delivered Pricing Pallas Fabric Group P2	Delivered Pricing Pallas Fabric Group P3
	Polypropylene, Left Hand	SLCUTAPLH	□□	□□□	□	□□□	□□□		34.0#	$ 724									
	Polypropylene, Right Hand	SLCUTAPRH	□□	□□□	□	□□□	□□□		34.0#	724									
	Upholstered Seat, Left Hand	SLCUTAULH	□□	□□□	□	□□□	□□□	□□□□□	36.5#	N/A	806	842	860	806	860	855	943	932	960
	Upholstered Seat, Right Hand	SLCUTAURH	□□	□□□	□	□□□	□□□	□□□□□	36.5#	N/A	806	842	860	806	860	855	943	932	960
	Upholstered Seat/Back, Left Hand	SLCUTAUBLH	□□	□□□	□	□□□	□□□	□□□□□	37.7#	N/A	876	914	929	876	929	928	977	1003	1031
	Upholstered Seat/Back, Right Hand	SLCUTAUBRH	□□	□□□	□	□□□	□□□	□□□□□	37.7#	N/A	876	914	929	876	929	928	977	1003	1031
SLP																			
SLU																			
SLUB																			
Four-Leg ChangeUp Tablet Arm Chair with Glides																			
• Flexing Back																			
• Large work surface (21"W x 13.3"D)																			
• Work surface flips and folds																			
• Work surface has 20 degrees of ingress/egress movement																			
• Work surface rated to 250 pounds																			
• Chair rated to 400 pounds																			
		Ⓐ	Ⓑ	Ⓒ	Ⓓ	Ⓔ	Ⓕ	Ⓖ											

HOW TO ORDER

Indicate the following information on order form:
1. Quantity of each item.
2. Model number, including options. See "How To Build a Model Number".
3. Any special service required.

Note: • The □ indicates that a choice is required.
• The absence of the □ indicates that no choice is required.
• Alpha-numeric characters in place of □ indicate that no other alternatives are available.

HOW TO BUILD A MODEL NUMBER

Ⓐ Select basic model.

Ⓑ Select frame color.
Refer to the **Product Color Options** page in this price list.

Ⓒ Select poly seat and back color.
Refer to the **Product Color Options** page in this price list.

Ⓓ Select glide option.

F	- Felt Glides
P	- Plastic glides
S	- Steel glides

Ⓔ Select tablet arm color.
Refer to the **Product Color Options** page in this price list.

Ⓕ Select fire code.

FR	- Compliance to TB 133
NFR	- Compliance to TB 117-2013

See Upholstery Information for TB133

Ⓖ Select upholstery grade/color.
Refer to **ki.com/fabrics**

UPHOLSTERY INFORMATION

C.O.M. Upholstery
C.O.M. requirement for 10 chairs or less with upholstered seat or upholstered seat and back is 3/4 yard per chair of 54" wide nondirectional fabric. For orders of 11 or more with upholstered seat and back and for complete information on ordering C.O.M. see "Ordering C.O.M., C.O.V. and C.O.L." section.

OPTIONS

California TB133 Fire Safety Code
For California Technical Bulletin 133 compliant models, add the following upcharge:

Model=Polypropylene
Added List Price=$13

Model=Upholstered Seat
Added List Price=$91

Model=Upholstered Seat and Back
Added List Price=$129

SPECIAL SERVICES

Special Carton Marking

With specially marked information	N/C

Shipping
Ships **assembled, FOB Green Bay, WI 54302, freight prepaid.** Freight class 125.

Specifications and prices are subject to change without prior notice.

Strive® Stack Seating
Stack Chairs

Strive® Stack Seating
Stack Chairs



SLP
SLU
SLUB

Four-Leg ChangeUp Tablet Arm Chair with Casters

- Flexing Back
- Large work surface (21"W x 13.3"D)
- Work surface flips and folds
- Work surface has 20 degrees of ingress/egress movement
- Work surface rated to 250 pounds
- Chair rated to 400 pounds

	MODEL NUMBER																		
Features	Basic Model	Frame Color	Seat & Back Color	Caster Type	Tablet Arm Color	Fire Code	Upholstery Color	Approx. Packaged Weight	Delivered Pricing Unupholstered	Delivered Pricing Fabric Grade 1 & C.O.M.	Delivered Pricing Fabric Grade 2	Delivered Pricing Fabric Grade 3	Delivered Pricing C.O.V.	Delivered Pricing Vinyl Group 2V	Delivered Pricing Pallas Fabric Group P0	Delivered Pricing Pallas Fabric Group P1	Delivered Pricing Pallas Fabric Group P2	Delivered Pricing Pallas Fabric Group P3
		Ⓐ	Ⓑ	Ⓒ	Ⓓ	Ⓔ	Ⓕ	Ⓖ											
Polypropylene, Left Hand	SLCUTAPCLH	□□	□□□	□	□□□	□□□		33.0#	$ 772										
Polypropylene, Right Hand	SLCUTAPCRH	□□	□□□	□	□□□	□□□		33.0#	772										
Upholstered Seat, Left Hand	SLCUTAUCLH	□□	□□□	□	□□□	□□□	□□□□□	35.5#	N/A	854	891	910	854	910	910	958	985	1012
Upholstered Seat, Right Hand	SLCUTAUCRH	□□	□□□	□	□□□	□□□	□□□□□	35.5#	N/A	854	891	910	854	910	910	958	985	1012
Upholstered Seat/Back, Left Hand	SLCUTAUBCLH	□□	□□□	□	□□□	□□□	□□□□□	36.7#	N/A	924	960	980	924	980	978	1028	1054	1080
Upholstered Seat/Back, Right Hand	SLCUTAUBCRH	□□	□□□	□	□□□	□□□	□□□□□	36.7#	N/A	924	960	980	924	980	978	1028	1054	1080

HOW TO ORDER

Indicate the following information on order form:
1. Quantity of each item.
2. Model number, including options. See "How To Build a Model Number".
3. Any special service required.

Note: • The □ indicates that a choice is required.
• The absence of the □ indicates that no choice is required.
• Alpha-numeric characters in place of □ indicate that no other alternatives are available.

HOW TO BUILD A MODEL NUMBER

Ⓐ Select basic model.

Ⓑ Select frame color.
Refer to the **Product Color Options** page in this price list.

Ⓒ Select poly seat and back color.
Refer to the **Product Color Options** page in this price list.

Ⓓ Select casters.

S	- Hard floor casters (black only)
C	- Carpet casters

Ⓔ Select tablet arm color.
Refer to the **Product Color Options** page in this price list.

Ⓕ Select fire code.

NFR	- Compliance to TB 117-2013
FR	- Compliance to TB 133

See Upholstery Information for TB133 upcharge.

Ⓖ Select upholstery grade/color.
Refer to **ki.com/fabrics**

UPHOLSTERY INFORMATION

C.O.M. Upholstery
C.O.M. requirement for 10 chairs or less with upholstered seat or upholstered seat and back is 3/4 yard per chair of 54" wide nondirectional fabric. For orders of 11 or more with upholstered seat and back and for complete information on ordering C.O.M. see "Ordering C.O.M., C.O.V. and C.O.L." section.

OPTIONS

California TB133 Fire Safety Code
For California Technical Bulletin 133 compliant models, add the following upcharge:

Model=Polypropylene
Added List Price=$13

Model=Upholstered Seat
Added List Price=$91

Model=Upholstered Seat and Back
Added List Price=$129

SPECIAL SERVICES

Special Carton Marking

With specially marked information	N/C

Shipping
Ships **assembled, FOB Green Bay, WI 54302, freight prepaid.** Freight class 125.

Specifications and prices are subject to change without prior notice.

Strive® Stack Seating
Stack Chairs

Strive® Stack Seating
Stack Chairs

	MODEL	Features	MODEL NUMBER: Basic Model	Frame Color	Seat & Back Color	Glide Option	Fire Code	Upholstery Color	Approx. Packaged Weight	Delivered Pricing	Delivered Pricing Fabric Grade 1 & C.O.M.	Delivered Pricing Fabric Grade 2	Delivered Pricing Fabric Grade 3	Delivered Pricing C.O.V.	Delivered Pricing Vinyl Group 2V	Delivered Pricing Pallas Fabric Group P0	Delivered Pricing Pallas Fabric Group P1	Delivered Pricing Pallas Fabric Group P2	Delivered Pricing Pallas Fabric Group P3	Delivered Pricing Pallas Fabric Group P4
	**Four-Leg Wallsaver Armless Chair** • Flex back • Stacking • Wallsaver rear legs touch base of wall preventing chair back from contacting wall surface	Polypropylene	SLNAPWS	□□	□□□	S	□□□		20.0#	$ 310										
		Upholstered Seat	SLNAUWS	□□	□□□	S	□□□	□□□□□	23.0#	N/A	390	424	446	390	446	443	491	519	546	570
		Upholstered Seat/Back	SLNAUBWS	□□	□□□	S	□□□	□□□□□	23.0#	N/A	459	496	514	459	514	512	562	586	615	640
SLP																				
SLU																				
SLUB																				
	**Four-Leg Wallsaver Cantilever Arm Chair** • Flex back • Stacking • Wallsaver rear legs touch base of wall preventing chair back from contacting wall surface	Polypropylene	SLCAPWS	□□	□□□	S	□□□		23.0#	$ 384										
		Upholstered Seat	SLCAUWS	□□	□□□	S	□□□	□□□□□	26.0#	N/A	465	504	521	465	521	519	568	597	622	646
		Upholstered Seat/Back	SLCAUBWS	□□	□□□	S	□□□	□□□□□	26.0#	N/A	536	573	590	536	590	590	639	664	692	716
SLP																				
SLU																				
SLUB																				
	**Four-Leg Wallsaver Loop Arm Chair** • Flex back • Stacking • Wallsaver rear legs touch base of wall preventing chair back from contacting wall surface	Polypropylene	SLLAPWS	□□	□□□	S	□□□		25.0#	$ 404										
		Upholstered Seat	SLLAUWS	□□	□□□	S	□□□	□□□□□	27.0#	N/A	485	521	537	485	537	536	584	612	640	660
		Upholstered Seat/Back	SLLAUBWS	□□	□□□	S	□□□	□□□□□	27.0#	N/A	552	590	606	552	606	604	652	681	707	731
SLP																				
SLU																				
SLUB																				
				Ⓐ	Ⓑ	Ⓒ	Ⓓ	Ⓔ	Ⓕ											

HOW TO ORDER

Indicate the following information on order form:
1. Quantity of each item.
2. Model number, including options. See "How To Build a Model Number".
3. Any special service required.

Note: • The □ indicates that a choice is required.
- The absence of the □ indicates that no choice is required.
- Alpha-numeric characters in place of □ indicate that no other alternatives are available.

HOW TO BUILD A MODEL NUMBER

Ⓐ Select basic model.

Ⓑ Select frame color.
Refer to the **Product Color Options** page in this price list.

Ⓒ Select seat and back color.
Refer to the **Product Color Options** page in this price list.

Ⓓ Select glide option.

S	- Steel glides

Ⓔ Select fire code.

FR	- Compliance to TB 133
NFR	- Compliance to TB 117-2013

Ⓕ Select upholstery grade/color.
Refer to **ki.com/fabrics**

UPHOLSTERY INFORMATION

C.O.M. Upholstery
C.O.M. requirement for 10 chairs or less with upholstered seat or upholstered seat and back is 3/4 yard per chair of 54" wide nondirectional fabric. For orders of 11 or more with upholstered seat and back and for complete information on ordering C.O.M. see "Ordering C.O.M., C.O.V. and C.O.L." section.

OPTIONS

California TB133 Fire Safety Code
For California Technical Bulletin 133 compliant models, add the following upcharge:

Model=Polypropylene
Added List Price=$13

Model=Upholstered Seat
Added List Price=$91

Model=Upholstered Seat and Back
Added List Price=$129

SPECIAL SERVICES

Special Carton Marking

With specially marked information	N/C

Shipping
Ships **assembled, FOB Green Bay, WI 54302, freight prepaid.** Freight class 125.

Specifications and prices are subject to change without prior notice.

Strive® Stack Seating
Stack Chairs

Strive® Stack Seating
Stack Chairs

	MODEL	Features	MODEL NUMBER: Basic Model	Frame Color (A)	Seat & Back Color (B)	Glide Option (C)	Fire Code (D)	Upholstery Color (E)	Approx. Packaged Weight (F)	Delivered Pricing Unupholstered	Delivered Pricing Fabric Grade 1 & C.O.M.	Delivered Pricing Fabric Grade 2	Delivered Pricing Fabric Grade 3	Delivered Pricing C.O.V.	Delivered Pricing Vinyl Group 2V	Delivered Pricing Pallas Fabric Group P0	Delivered Pricing Pallas Fabric Group P1	Delivered Pricing Pallas Fabric Group P2	Delivered Pricing Pallas Fabric Group P3	Delivered Pricing Pallas Fabric Group P4
	**Sled Base Armless Chair** • Flex back • Stacking	Polypropylene	SSNAP	□□	□□□	□□□	□□□		22.0#	$ 289										
		Upholstered Seat	SSNAU	□□	□□□	□□□	□□□	□□□□□	25.0#	N/A	370	409	421	370	421	421	471	497	524	548
		Upholstered Seat/Back	SSNAUB	□□	□□□	□□□	□□□	□□□□□	25.0#	N/A	440	474	491	440	491	491	540	567	593	617
SSP																				
SSU																				
SSUB																				
	**Sled Base Cantilever Arm Chair** • Flex back • Stacking	Polypropylene	SSCAP	□□	□□□	□□□	□□□		24.0#	$ 366										
		Upholstered Seat	SSCAU	□□	□□□	□□□	□□□	□□□□□	27.0#	N/A	448	484	499	448	499	497	546	575	602	624
		Upholstered Seat/Back	SSCAUB	□□	□□□	□□□	□□□	□□□□□	27.0#	N/A	515	550	568	515	568	566	615	644	670	694
SSP																				
SSU																				
SSUB																				

Ⓐ Ⓑ Ⓒ Ⓓ Ⓔ Ⓕ

HOW TO ORDER

Indicate the following information on order form:
1. Quantity of each item.
2. Model number, including options. See “How To Build a Model Number”.
3. Any special service required.

Note: • The □ indicates that a choice is required.
- The absence of the □ indicates that no choice is required.
- Alpha-numeric characters in place of □ indicate that no other alternatives are available.

HOW TO BUILD A MODEL NUMBER

Ⓐ Select basic model.

Ⓑ Select frame color.
Refer to the **Product Color Options** page in this price list.

Ⓒ Select poly seat and back color.
Refer to the **Product Color Options** page in this price list.

Ⓓ Select glide option.

NG	- No glides
GFT	- Felt glides
GBL	- Black plastic glides
NS	- Non-skid glides
GSS	- Stainless steel glide

Ⓔ Select fire code.

NFR	- Compliance to TB 117-2013
FR	- Compliance to TB 133

Ⓕ Select upholstery grade/color.
Refer to **ki.com/fabrics**

UPHOLSTERY INFORMATION

C.O.M. Upholstery
C.O.M. requirement for 10 chairs or less with upholstered seat or upholstered seat and back is 3/4 yard per chair of 54” wide nondirectional fabric. For orders of 11 or more with upholstered seat and back and for complete information on ordering C.O.M. see “Ordering C.O.M., C.O.V. and C.O.L.” section.

OPTIONS

California TB133 Fire Safety Code
For California Technical Bulletin 133 compliant models, add the following upcharge:

Model=Polypropylene
Added List Price=$13

Model=Upholstered Seat
Added List Price=$91

Model=Upholstered Seat and Back
Added List Price=$129

SPECIAL SERVICES

Special Carton Marking

With specially marked information	N/C

Shipping
Ships **assembled, FOB Green Bay, WI 54302, freight prepaid.** Freight class 125.

Specifications and prices are subject to change without prior notice.

Strive® Stack Seating
Stack Chairs

Strive® Stack Seating
Stack Chairs

	MODEL	Features	MODEL NUMBER: Basic Model	Frame Color	Seat & Back Color	Glide Option	Tablet Arm Color	Fire Code	Upholstery Color	Approx. Packaged Weight	Delivered Pricing Unuphol-stered	Delivered Pricing Fabric Grade 1 & C.O.M.	Delivered Pricing Fabric Grade 2	Delivered Pricing Fabric Grade 3	Delivered Pricing C.O.V.	Delivered Pricing Vinyl Group 2V	Delivered Pricing Pallas Fabric Group P0	Delivered Pricing Pallas Fabric Group P1	Delivered Pricing Pallas Fabric Group P2	Delivered Pricing Pallas Fabric Group P3	Delivered Pricing Pallas Fabric Group P4
	**Sled Base Tablet Arm Chair** • Flex back • NONSTACKING	Polypropylene, Left Hand	SSTAPLH	☐☐	☐☐☐	☐☐☐	☐☐☐	☐☐☐		31.0#	$ 548										
		Polypropylene, Right Hand	SSTAPRH	☐☐	☐☐☐	☐☐☐	☐☐☐	☐☐☐		31.0#	548										
		Uph. Seat, Left Hand	SSTAULH	☐☐	☐☐☐	☐☐☐	☐☐☐	☐☐☐	☐☐☐☐☐	33.0#	N/A	631	667	686	631	686	680	731	761	784	809
		Uph. Seat, Right Hand	SSTAURH	☐☐	☐☐☐	☐☐☐	☐☐☐	☐☐☐	☐☐☐☐☐	33.0#	N/A	631	667	686	631	686	680	731	761	784	809
		Upholstered Seat/Back	SSTAUBLH	☐☐	☐☐☐	☐☐☐	☐☐☐	☐☐☐	☐☐☐☐☐	33.0#	N/A	698	735	755	698	755	750	800	832	853	878
		Upholstered Seat/Back	SSTAUBRH	☐☐	☐☐☐	☐☐☐	☐☐☐	☐☐☐	☐☐☐☐☐	33.0#	N/A	698	735	755	698	755	750	800	832	853	878
SSP																					
SSU																					
SSUB																					
	**Sled Base Oversize Tablet Arm Chair** • Oversized tablet • Flex back • NONSTACKING	Polypropylene, Left Hand	SSOVTAPLH	☐☐	☐☐☐	☐☐☐	☐☐☐	☐☐☐		31.0#	$ 631										
		Polypropylene, Right Hand	SSOVTAPRH	☐☐	☐☐☐	☐☐☐	☐☐☐	☐☐☐		31.0#	631										
		Uph. Seat, Left Hand	SSOVTAULH	☐☐	☐☐☐	☐☐☐	☐☐☐	☐☐☐	☐☐☐☐☐	33.0#	N/A	712	748	767	712	767	762	811	840	866	889
		Uph. Seat, Right Hand	SSOVTAURH	☐☐	☐☐☐	☐☐☐	☐☐☐	☐☐☐	☐☐☐☐☐	33.0#	N/A	712	748	767	712	767	762	811	840	866	889
		Uph. Seat/Back, Left Hand	SSOVTAUBLH	☐☐	☐☐☐	☐☐☐	☐☐☐	☐☐☐	☐☐☐☐☐	33.0#	N/A	781	815	836	781	836	833	880	910	934	958
		Uph. Seat/Back, Right Hand	SSOVTAUBRH	☐☐	☐☐☐	☐☐☐	☐☐☐	☐☐☐	☐☐☐☐☐	33.0#	N/A	781	815	836	781	836	833	880	910	934	958
SSP																					
SSU																					
SSUB																					
				Ⓐ	Ⓑ	Ⓒ	Ⓓ	Ⓔ	Ⓕ	Ⓖ											

HOW TO ORDER

Indicate the following information on order form:
1. Quantity of each item.
2. Model number, including options. See “How To Build a Model Number”.
3. Any special service required.

Note: • The ☐ indicates that a choice is required.
- The absence of the ☐ indicates that no choice is required.
- Alpha-numeric characters in place of ☐ indicate that no other alternatives are available.

HOW TO BUILD A MODEL NUMBER

Ⓐ Select basic model.

Ⓑ Select frame color.
Refer to the **Product Color Options** page in this price list.

Ⓒ Select poly seat and back color.
Refer to the **Product Color Options** page in this price list.

Ⓓ Select glide option.

NG	- No glides
GFT	- Felt glides
GBL	- Black plastic glides
NS	- Non-skid glides
GSS	- Stainless steel glide

Ⓔ Select tablet arm color.
Refer to the **Product Color Options** page in this price list.

Ⓕ Select fire code.

NFR	- Compliance to TB 117-2013
FR	- Compliance to TB 133

Ⓖ Select upholstery grade/color.
Refer to **ki.com/fabrics**

UPHOLSTERY INFORMATION

C.O.M. Upholstery
C.O.M. requirement for 10 chairs or less with upholstered seat or upholstered seat and back is 3/4 yard per chair of 54” wide nondirectional fabric. For orders of 11 or more with upholstered seat and back and for complete information on ordering C.O.M. see “Ordering C.O.M., C.O.V. and C.O.L.” section.

OPTIONS

California TB133 Fire Safety Code
For California Technical Bulletin 133 compliant models, add the following upcharge:

Model=Polypropylene
Added List Price=$13

Model=Upholstered Seat
Added List Price=$91

Model=Upholstered Seat and Back
Added List Price=$129

SPECIAL SERVICES

Special Carton Marking

With specially marked information	N/C

Shipping
Ships **assembled, FOB Green Bay, WI 54302, freight prepaid.** Freight class 125.

Specifications and prices are subject to change without prior notice.

Strive® Stack Seating
Stack Chairs

Strive® Stack Seating
Stack Chairs



SSP
SSU
SSUB

Sled Base ChangeUp Tablet Arm Chair

- Flexing Back
- Large work surface (21"W x 13.3"D)
- Work surface flips and folds
- Work surface has 20 degrees of ingress/egress movement
- Work surface rated to 250 pounds
- Chair rated to 400 pounds

		MODEL NUMBER																	
	Features	Basic Model	Frame Color	Seat & Back Color	Glide Option	Tablet Arm Color	Fire Code	Upholstery Color	Approx. Packaged Weight	Delivered Pricing Unupholstered	Delivered Pricing Fabric Grade 1 & C.O.M.	Delivered Pricing Fabric Grade 2	Delivered Pricing Fabric Grade 3	Delivered Pricing C.O.V.	Delivered Pricing Vinyl Group 2V	Delivered Pricing Pallas Fabric Group P0	Delivered Pricing Pallas Fabric Group P1	Delivered Pricing Pallas Fabric Group P2	Delivered Pricing Pallas Fabric Group P3
	Polypropylene, Left Hand	SSCUTAPLH	□□	□□□	□	□□□	□□□		35.0#	$ 759									
	Polypropylene, Right Hand	SSCUTAPRH	□□	□□□	□	□□□	□□□		35.0#	759									
	Upholstered Seat, Left Hand	SSCUTAULH	□□	□□□	□	□□□	□□□	□□□□□	37.5#	N/A	840	879	891	840	891	891	941	967	994
	Upholstered Seat, Right Hand	SSCUTAURH	□□	□□□	□	□□□	□□□	□□□□□	37.5#	N/A	840	879	891	840	891	891	941	967	994
	Upholstered Seat/Back, Left Hand	SSCUTAUBLH	□□	□□□	□	□□□	□□□	□□□□□	38.7#	N/A	908	944	960	908	960	960	1010	1037	1063
	Upholstered Seat/Back, Right Hand	SSCUTAUBRH	□□	□□□	□	□□□	□□□	□□□□□	38.7#	N/A	908	944	960	908	960	960	1010	1037	1063
		Ⓐ	Ⓑ	Ⓒ	Ⓓ	Ⓔ	Ⓕ	Ⓖ											

HOW TO ORDER

Indicate the following information on order form:
1. Quantity of each item.
2. Model number, including options. See "How To Build a Model Number".
3. Any special service required.

Note: • The □ indicates that a choice is required.
• The absence of the □ indicates that no choice is required.
• Alpha-numeric characters in place of □ indicate that no other alternatives are available.

HOW TO BUILD A MODEL NUMBER

Ⓐ Select basic model.

Ⓑ Select frame color.
Refer to the **Product Color Options** page in this price list.

Ⓒ Select poly seat and back color.
Refer to the **Product Color Options** page in this price list.

Ⓓ Select glide option.

NG	- No glides
GFT	- Felt glides
GBL	- Black plastic glides
NS	- Non-skid glides
GSS	- Stainless steel glide

Ⓔ Select tablet arm color.
Refer to the **Product Color Options** page in this price list.

Ⓕ Select fire code.

FR	- Compliance to TB 133
NFR	- Compliance to TB 117-2013

See Upholstery Information for TB133 upcharge.

Ⓖ Select upholstery grade/color.
Refer to **ki.com/fabrics**

UPHOLSTERY INFORMATION

C.O.M. Upholstery
C.O.M. requirement for 10 chairs or less with upholstered seat or upholstered seat and back is 3/4 yard per chair of 54" wide nondirectional fabric. For orders of 11 or more with upholstered seat and back and for complete information on ordering C.O.M. see "Ordering C.O.M., C.O.V. and C.O.L." section.

OPTIONS

California TB133 Fire Safety Code
For California Technical Bulletin 133 compliant models, add the following upcharge:

Model=Polypropylene
Added List Price=$13

Model=Upholstered Seat
Added List Price=$91

Model=Upholstered Seat and Back
Added List Price=$129

SPECIAL SERVICES

Special Carton Marking

With specially marked information	N/C

Shipping
Ships **assembled, FOB Green Bay, WI 54302, freight prepaid.** Freight class 125.

Specifications and prices are subject to change without prior notice.

Strive® Stack Seating
Dolly

Strive® Stack Seating
Dolly

	MODEL	MODEL NUMBER Basic Model	Approx. Packaged Weight	Delivered Pricing
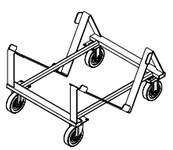	**Transport Dolly for 4-Leg and Sled Base Chairs** • Easy maneuverability with 5” casters: two fixed, two swivel • Rugged weld tubular steel frame • Black powder-coated finish	SCDA.BL	31.0#	$ 559
HRDPT				
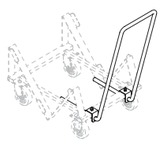	**Universal Dolly Handle** • Field installable • Provides convenient handle for relocating dolly when empty or loaded • Overall dolly height with handle is 37”	UDH.BL	8.0#	$ 199
HRDPT				
		Ⓐ		

HOW TO ORDER

Indicate the following information on order form:
1. Quantity of each item.
2. Model number, including options. See “How To Build a Model Number”.
3. Any special service required.

Note: • The ☐ indicates that a choice is required.
- The absence of the ☐ indicates that no choice is required.
- Alpha-numeric characters in place of ☐ indicate that no other alternatives are available.

HOW TO BUILD A MODEL NUMBER

Ⓐ Select basic model.

SPECIAL SERVICES

Special Carton Marking

With specially marked information N/C

Shipping

Ships **assembled, FOB Green Bay, WI 54302, freight prepaid.** Freight class 125.

Specifications and prices are subject to change without prior notice.

Strive® Stack Seating
Cafe Stool

Strive® Stack Seating
Cafe Stool

	MODEL	Features	MODEL NUMBER: Basic Model	Seat Height	Frame Color	Seat & Back Color	Glide Option	Fire Code	Upholstery Color	Approx. Packaged Weight	Delivered Pricing Unuphol-stered	Delivered Pricing Fabric Grade 1 & C.O.M.	Delivered Pricing Fabric Grade 2	Delivered Pricing Fabric Grade 3	Delivered Pricing C.O.V.	Delivered Pricing Vinyl Group 2V	Delivered Pricing Pallas Fabric Group P0	Delivered Pricing Pallas Fabric Group P1	Delivered Pricing Pallas Fabric Group P2	Delivered Pricing Pallas Fabric Group P3	Delivered Pricing Pallas Fabric Group P4
	**Four-Leg Armless Cafe Stool** • Flex back • Stacking • Two seat heights	Polypropylene	SLSNAP	□□	□□	□□□	□	□□□		31.0#	$ 379										
		Upholstered Seat	SLSNAU	□□	□□	□□□	□	□□□	□□□□□	33.0#	N/A	461	499	517	461	517	515	565	592	618	643
		Upholstered Seat/Back	SLSNAUB	□□	□□	□□□	□	□□□	□□□□□	33.0#	N/A	532	568	585	532	585	583	633	660	689	712
SLSP																					
SLSU																					
SLSUB																					
	**Four-Leg Cantilever Arm Cafe Stool** • Flex back • Stacking • Two seat heights	Polypropylene	SLSCAP	□□	□□	□□□	□	□□□		33.0#	$ 458										
		Upholstered Seat	SLSCAU	□□	□□	□□□	□	□□□	□□□□□	35.0#	N/A	538	576	593	538	593	592	642	667	694	718
		Upholstered Seat/Back	SLSCAUB	□□	□□	□□□	□	□□□	□□□□□	35.0#	N/A	607	645	662	607	662	658	710	735	764	788
SLSP																					
SLSU																					
SLSUB																					
	**Four-Leg Loop Arm Cafe Stool** • Flex back • NONSTACKING • Two seat heights	Polypropylene	SLSLAP	□□	□□	□□□	□	□□□		35.0#	$ 473										
		Upholstered Seat	SLSLAU	□□	□□	□□□	□	□□□	□□□□□	37.0#	N/A	554	593	609	554	609	607	656	686	712	733
		Upholstered Seat/Back	SLSLAUB	□□	□□	□□□	□	□□□	□□□□□	37.0#	N/A	624	662	678	624	678	676	725	755	781	804
SLSP																					
SLSU																					
SLSUB																					
			Ⓐ	Ⓑ	Ⓒ	Ⓓ	Ⓔ	Ⓕ	Ⓖ													

HOW TO ORDER

Indicate the following information on order form:
1. Quantity of each item.
2. Model number, including options. See "How To Build a Model Number".
3. Any special service required.

Note: • The □ indicates that a choice is required.
- The absence of the □ indicates that no choice is required.
- Alpha-numeric characters in place of □ indicate that no other alternatives are available.

HOW TO BUILD A MODEL NUMBER

Ⓐ Select basic model.

Ⓑ Select seat height.

24	- 24" Seat Height
30	- 30" Seat Height

Ⓒ Select frame color.
Refer to the **Product Color Options** page in this price list.

Ⓓ Select poly seat and back color.
Refer to the **Product Color Options** page in this price list.

Ⓔ Select glide option.

F	- Felt Glides
P	- Plastic glides
S	- Steel glides

Ⓕ Select fire code.

FR	- Compliance to TB 133
NFR	- Compliance to TB 117-2013

Ⓖ Select upholstery grade/color.
Refer to **ki.com/fabrics**

UPHOLSTERY INFORMATION

C.O.M. Upholstery
C.O.M. requirement for 10 chairs or less with upholstered seat or upholstered seat and back is 3/4 yard per chair of 54" wide nondirectional fabric. For orders of 11 or more with upholstered seat and back and for complete information on ordering C.O.M. see "Ordering C.O.M., C.O.V. and C.O.L." section.

OPTIONS

California TB133 Fire Safety Code
For California Technical Bulletin 133 compliant models, add the following upcharge:

Model=Polypropylene
Added List Price=$13

Model=Upholstered Seat
Added List Price=$91

Model=Upholstered Seat and Back
Added List Price=$129

SPECIAL SERVICES

Special Carton Marking
With specially marked information N/C

Shipping
Ships **assembled, FOB Green Bay, WI 54302, freight prepaid.** Freight class 125.

Specifications and prices are subject to change without prior notice.

Strive® High Density
General Information

Strive® High Density
General Information



High Density Stacking Chair with Poly Seat (SWNA)



High Density Stacking Chair with Uph. Seat Pad (SWNAU)



High Density Stacking Chair with Tablet Arm (SWTAR)

Features			
Stackable	•	•	
Poly or upholstered seat	•	•	•
Flex back	•	•	•
General Dimensions			
Seat width	17-3/4"	17-3/4"	17-3/4"
Seat depth	18-1/2"	18-1/2"	18-1/2"
Seat height	18"	18"	18"
Tablet to chair back clearance			15-1/4"
Overall Dimensions			
Width	19-1/2"	19-1/2"	21-1/4"
Depth	22-1/4"	22-1/4"	30-3/4"
Height	32-1/2"	32-1/2"	32-1/2"
Stacking on Dolly			
Overall width	22-1/2"	22-1/2"	
Overall depth	45"	39"	
Quantity/height	30 Chairs/77" High	15 Chairs/65" High	
Stacking on Floor			
Width	19-1/2"	19-1/2"	
Depth	29-1/2"	30"	
Quantity/height	6 Chairs/37-1/2" High	5 Chairs/41" High	



High Density Stacking Stool with Poly Seat, 24" Height (SWSNA/24)



High Density Stacking Stool with Uph Seat, 24" Height (SWSNAU/24)



High Density Stacking Stool with Poly Seat, 30" Height (SWSNA/30)



High Density Stacking Stool with Uph Seat, 30" Height (SWSNAU/30)

Features				
Stackable	•	•	•	•
Poly or upholstered seat	•	•	•	•
Flex back	•	•	•	•
General Dimensions				
Seat width	17-3/4"	17-3/4"	17-3/4"	17-3/4"
Seat depth	18-1/2"	18-1/2"	18-1/2"	18-1/2"
Seat height	24"	24"	30"	30"
Overall Dimensions				
Width	19-1/2"	19-1/2"	19-1/2"	19-1/2"
Depth	23-1/2"	23-1/2"	24-1/2"	24-1/2"
Height	38-1/2"	38-1/2"	44-1/2"	44-1/2"
Stacking on Dolly				
Overall width	21"	21"	21"	21"
Overall depth	49-1/2"	52"	51-1/2"	54"
Quantity/height	20 Stools/66" High	10 Stools/54-1/2" High	20 Stools/69" High	10 Stools/58" High
Stacking on Floor				
Width	19-1/2"	19-1/2"	19-1/2"	19-1/2"
Depth	31"	31"	32"	32"
Quantity/height	6 Stools/43-1/2" High	5 Stools/47" High	6 Stools/49-1/2" High	5 Stools/53" High

INFORMATION

C.O.M. Testing and Production Requirements
Not all materials are suitable for upholstering this product. A 1 yd. x 54" sample must be submitted and approved prior to acceptance of an order. If the fabric is directional in pattern or weave, the direction must be indicated on the submitted sample, and additional yardage may be requested.

Test samples must be sent to:

KI
Attn: C.O.M. Specialist
1687 Westminster Drive - Gate 3
Green Bay, WI 54302

Fabric Disclaimer
Fabric will be applied as swatched by the fabric manufacturer. Fabric that is required to be applied differently than is swatched will need a Modified Product Request written specifying the direction the fabric is to be applied.

Design
Designed by Giancarlo Piretti and manufac-tured in the USA by Krueger International, Inc. under license from Pro-Cord S.p.A

KI Color Match Program
KI offers the additional option of color matching paint, polypropylene, or wood stain through Product Modification Requests. Contact Customer Service for details.

Whatever you imagine, whatever you require, KI's Color Match program lets you pick your color!

Color Match Process - Poly Seating Information can be found here.

INFORMATION

Warranty
Refer to KI Terms & Conditions document or visit ki.com



Transport Dolly for Chairs (CSD.BL)

Transport Dolly for Stools (WSSD.BL)

Overall Dimensions		
Width	22-3/8"	21"
Depth	25-5/8"	26-1/2"

TECHNICAL SPECIFICATIONS

Seat
Injection-molded polypropylene seat.

Backrest
Injection molded polypropylene with integral steel cantilever springs. The combination of the slotted polypropylene back and the spring steel provides a supportive flexing back. Springs are nominal 4.5 mm diameter chrome silicon valve spring wire. Top of backrest has an integral handle for ease of lifting and stacking.

Chair & Stool Frames & Finishes
$^{7}/_{16}$" solid steel rod, all joints welded. Finished in bright nickel-chrome or with electrostatically-applied epoxy powder-coat paint.

Optional Upholstered Seat
Molded urethane foam (soy based) is attached to an injection-molded polypropylene seat board, the upholstered using a draw-string process. The assembled seat pad is attached to the seat by means of hidden fasteners. Note: upholstered seat is required with translucent poly backs.

Transport Dolly
Tubular and plate steel welded together. 5" casters: two fixed, two swivel. Powder-coated finish.

Tablet Arm
$^{7}/_{16}$" solid steel rod frame, hinged tablet for easy access. Tablet has plywood core; high-pressure laminate surface. Round tablet edge with clear lacquer finish. Bright chrome frame only. Chairs are nonstacking when attached, not available for use with powder-coated frame chairs. Tablet fits chairs only; does not fit stools. Tablet flips up for easy access. Ganging with tablet is not recommended.

STATEMENT OF LINE

All models are available in polypropylene seat/backrest or upholstered seat/polypropylene backrest.

Strive High-Density Sled Base Stack Chair



SWNA with SWTAR



SWNA

Strive High-Density Sled Base Stack Stools



SWSNAP24



SWSNAP30

Strive® High Density
General Information

Strive High-Density Sled Base Chair - Polypropylene Seat & Backrest

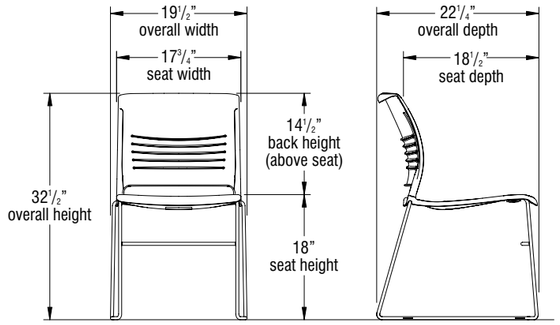

Strive High-Density Sled Base Chair - Upholstered Seat & Polypropylene Backrest

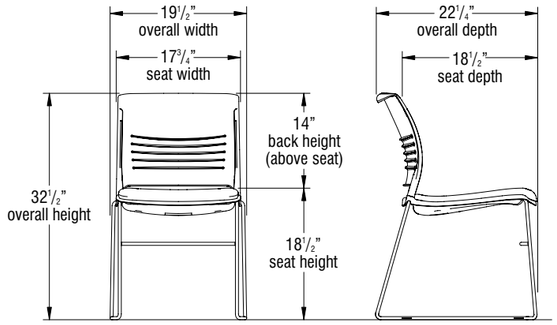

Strive High-Density 24" Sled Base Stool - Polypropylene Seat & Backrest

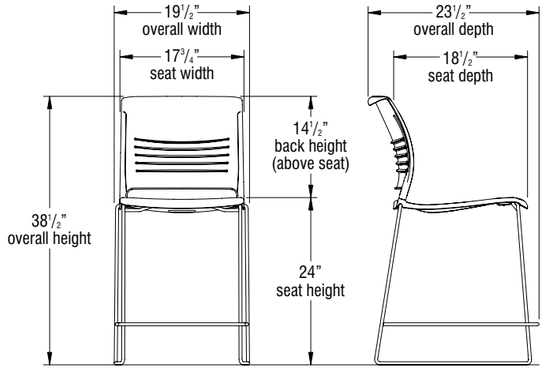

Strive High-Density 24" Sled Base Stool - Upholstered Seat & Polypropylene Backrest

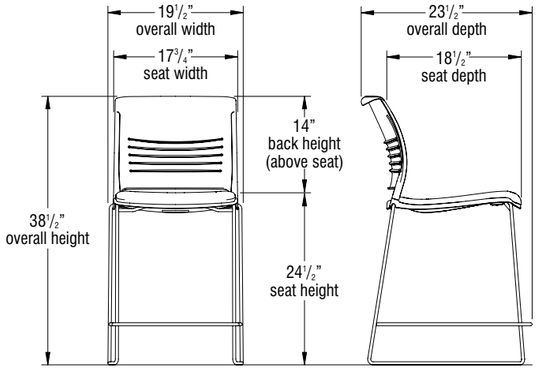

Strive High-Density Chair with Tablet Arm

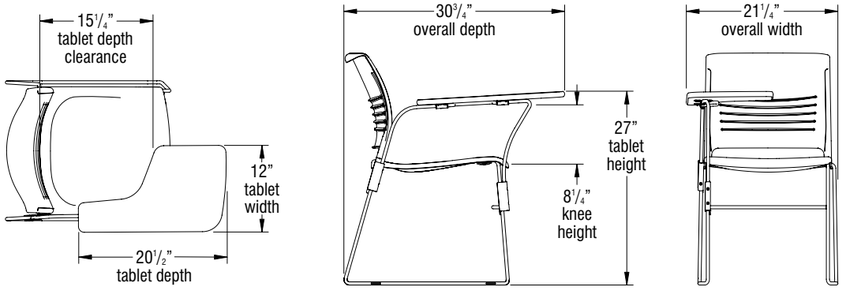

Strive High-Density 30" Sled Base Stool - Polypropylene Seat & Backrest

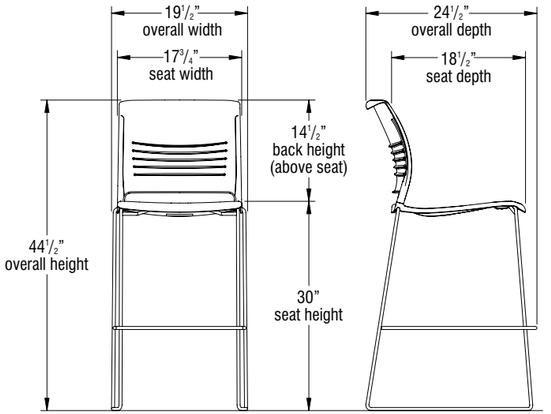

Strive High-Density 30" Sled Base Stool - Upholstered Seat & Polypropylene Backrest

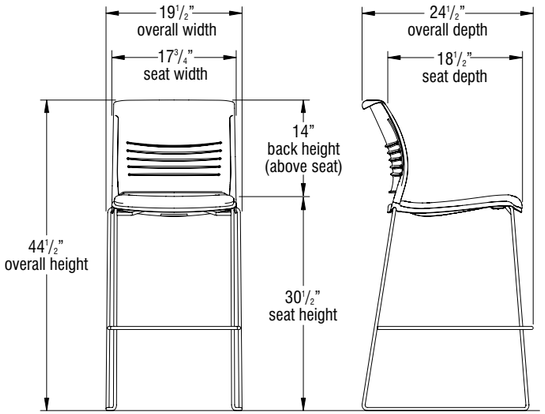

Strive® High Density
Product Color Options

Strive® High Density
Product Color Options

Frame Color

Black	BL
Blue Grey	GR
Bronze Metallic	ZM
Cayenne	CY
Champagne Metallic	CM
Chrome	CH
Cool Grey	CG
Cottonwood	CO
Earthen Clay	EY
Espresso Metallic	EX
Everglade Shade	EV
Flannel	FN
Glitz Metallic	GZ
Hazy Jade	HJ
Honey Bee	HY
Light Tone	LG
Mardi Gras	MG
Misty Brown	MY
Nemo	NE
Nordic	ND
Poppy Red	PR
Purple Haze	PH
Rubber Ducky	RK
Sand	SA
Sky Blue	SK
Starlight Silver Metallic	SX
Surf's Up	SP
Twilight Shadow	TI
Ultra Blue	UB
Warm Grey	WG
Zesty Lime	ZL

Armcaps and glides match the frame color with the following exceptions:
-When frame color is chrome or metallic, the armcaps and glides will match poly color.
-When back is diamond translucent, armcaps are light tone.
-When back is pewter translucent, armcaps are flannel.

Casters for four-leg chairs are always black.

Seat and Back Color - Polypropylene Non Flame-Retardant

Black	PBL
Blue Grey	PGR
Cayenne	PCY
Cool Grey	PCG
Cottonwood	PCO
Diamond Translucent	PDT
Earthen Clay	PEY
Everglade Shade	PEV
Flannel	PFN
Hazy Jade	PHJ
Honey Bee	PHY
Light Tone	PLG
Mardi Gras	PMG
Misty Brown	PMY
Nemo	PNE
Nordic	PND
Pewter Translucent	PPT
Poppy Red	PPR
Purple Haze	PPH
Rubber Ducky	PRK
Sand	PSA
Sky Blue	PSK
Surf's Up	PSP
Twilight Shadow	PTI
Ultra Blue	PUB
Warm Grey	PWG
Zesty Lime	PZL

Diamond Translucent and Pewter Translucent are only available on upholstered seat models.

Seat and Back Color - Polypropylene Flame-Retardant

Black	PBL

The above seating product can be manufactured using the appropriate flame-retardant materials for compliance to California Technical Bulletin 133.

*NOTE: When FR upholstery is selected, FR poly (black only) must be selected. NFR poly is not available with FR upholstery.

Tablet Arm Color - Laminate

Belair	LBQ
Biltmore Cherry	LBT
Black	LBK
Brighton Walnut	LBW
Canyon Zephyr	LCA
Castle Oak	LCO
Casual Linen	LCU
Cherry Storm	LCX
Classic Linen	LCI
Cloud Zephyr	LCL
Cocobala	LCC
Crisp Linen	LRI
Desert Zephyr	LDZ
Dove Grey	LDG
Fired Steel	LIL
Flax Linen	LXF
Florence Walnut	LFC
Forged Steel	LOL
Friston Ash	LFH
Frosty White	LFW
Graphite Nebula	LGN
Grey	LGE
High Rise	LHE
Hollyberry	LHY
Irish Linen	LIH
Island	LID
Italian Silver Ash	LIT
Kensington Maple	LKM
Lapis Blue	LLB
Markerboard White	LMK
Misted Zephyr	LMR
Monticello Maple	LMT
Nickel Evolv	LNV
North Sea	LNA
Ocean	LON
Pearl Bisque	LPB
Pearl Silver	LPS
Pressed Linen	LPR
River Cherry	LRY
Rugged Linen	LRG
Satin Stainless	LSS
Shadow Zephyr	LSR
Silicon evolv	LSV
Sterling Ash	LAZ
Tailored Linen	LTL
Titanium evolv	LTV
White Nebula	LWL
White Sand	LWN
Windsor Mahogany	LWY

Strive® High Density
Stack Chair and Dolly

Strive® High Density
Stack Chair and Dolly

	MODEL	Features	MODEL NUMBER: Basic Model	Frame Color	Seat & Back Color	Upholstery Color	Glide Option	Fire Code	Tablet Arm Color	Approx. Packaged Weight	Delivered Pricing Unupholstered	Delivered Pricing Fabric Grade 1 & C.O.M.	Delivered Pricing Fabric Grade 2	Delivered Pricing Fabric Grade 3	Delivered Pricing Vinyl Group 2V	Delivered Pricing Pallas Fabric Group P0	Delivered Pricing Pallas Fabric Group P1	Delivered Pricing Pallas Fabric Group P2	Delivered Pricing Pallas Fabric Group P3	Delivered Pricing Pallas Fabric Group P4
	**Armless Chair** • Flex back	Polypropylene	SWNA	□□	□□□		□□	□□□		17.0#	$ 249									
		Upholstered Seat	SWNAU	□□	□□□	□□□□□	□□	□□□		17.0#	N/A	332	370	384	384	383	431	460	488	512
SWSCP																				
SWSCU																				
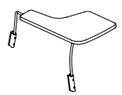	**Standard Flip-Up Tablet Arm** • NONSTACKING • 12” wide x 20-1/2” deep • Field installable • For use only on chrome framed chairs	Left Hand	SWTAL						□□□	7.0#	$ 244									
		Right Hand	SWTAR						□□□	7.0#	244									
SWTA																				
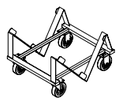	**Transport Dolly - Chair** • Accomodates up to 30 poly chairs or 15 upholstered chairs • Easy maneuverability with 5” casters: two fixed, two swivel • Black powder-coated finish		CSD.BL							30.0#	$ 553									
HRDPT																				
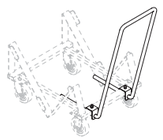	**Universal Dolly Handle** • Field installable • Provides convenient handle for relocating dolly when empty or loaded • Overall dolly height with handle is 37”		UDH.BL							8.0#	$ 199									
HRDPT																				
			Ⓐ	Ⓑ	Ⓒ	Ⓓ	Ⓔ	Ⓕ	Ⓖ											

HOW TO ORDER

Indicate the following information on order form:
1. Quantity of each item.
2. Model number, including options. See “How To Build a Model Number”.
3. Any special service required.

Note: • The □ indicates that a choice is required.
- The absence of the □ indicates that no choice is required.
- Alpha-numeric characters in place of □ indicate that no other alternatives are available.

HOW TO BUILD A MODEL NUMBER

Ⓐ Select basic model.

Ⓑ Select frame color.
Refer to the **Product Color Options** page in this price list.

Ⓒ Select seat and back color.
Refer to the **Product Color Options** page in this price list.

Ⓓ Select upholstery grade/color.
Refer to **ki.com/fabrics**

Ⓔ Select glide option.

NG	- No glides
F	- Replaceable Felt Glides
G	- Ganging polycarbonate glides
GS	- Ganging steel glides
H	- Polycarbonate glides
NS	- PVC non-skid glides
S	- Stainless steel glides

Ⓕ Select fire code.

NFR	- Compliance to TB 117-2013
FR	- Compliance to TB 133

Ⓖ Select tablet arm color.
Refer to the **Product Color Options** page in this price list.

UPHOLSTERY INFORMATION

C.O.M. Upholstery
C.O.M. requirement for 10 chairs or less with upholstered seat or upholstered seat and back is 3/4 yard per chair of 54” wide nondirectional fabric. For orders of 11 or more with upholstered seat and back and for complete information on ordering C.O.M. see “Ordering C.O.M., C.O.V. and C.O.L.” section.

OPTIONS

California TB133 Fire Safety Code
For California Technical Bulletin 133 compliant models, add the following upcharge:

Model=Polypropylene
Added List Price=$13

Model=Upholstered Seat
Added List Price=$91

SPECIAL SERVICES

Special Carton Marking

With specially marked information	N/C

Shipping
Ships **assembled, FOB Green Bay, WI 54302, freight prepaid.** Freight class 125.

Specifications and prices are subject to change without prior notice.

Strive® High Density
Stack Stools

Strive® High Density
Stack Stools

	MODEL	Features	MODEL NUMBER: Basic Model	Seat Height	Frame Color	Seat & Back Color	Upholstery Color	Glide Option	Fire Code	Approx. Packaged Weight	Delivered Pricing Unupholstered	Delivered Pricing Fabric Grade 1 & C.O.M.	Delivered Pricing Fabric Grade 2	Delivered Pricing Fabric Grade 3	Delivered Pricing Vinyl Group 2V	Delivered Pricing Pallas Fabric Group P0	Delivered Pricing Pallas Fabric Group P1	Delivered Pricing Pallas Fabric Group P2	Delivered Pricing Pallas Fabric Group P3	Delivered Pricing Pallas Fabric Group P4
	**Armless Stool** • Flex Back • Two seat heights (24" & 30") • 24" H stool specified for use with 36" H tables • 30" H stool specified for use with 42" H tables	Polypropylene	SWSNA	□□	□□	□□□		□□	□□□	21.0#	$ 374									
		Upholstered Seat	SWSNAU	□□	□□	□□□	□□□□□	□□	□□□	21.0#	N/A	456	495	509	509	508	554	584	612	636
SWSSP																				
SWSSU																				
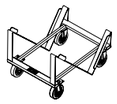	**Transport Dolly - Stool** • Accomodates up to 20 poly stools or 10 upholstered stools • Easy maneuverability with 5" casters: two fixed, two swivel • Black powder-coated finish		WSSD.BL							31.0#	$ 559									
HRDPT																				
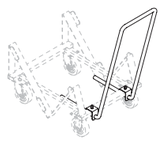	**Universal Dolly Handle** • Field installable • Provides convenient handle for relocating dolly when empty or loaded • Overall dolly height with handle is 37"		UDH.BL							8.0#	$ 199									
HRDPT																				

Ⓐ Ⓑ Ⓒ Ⓓ Ⓔ Ⓕ Ⓖ

HOW TO ORDER

Indicate the following information on order form:
1. Quantity of each item.
2. Model number, including options. See "How To Build a Model Number".
3. Any special service required.

Note: • The ☐ indicates that a choice is required.
• The absence of the ☐ indicates that no choice is required.
• Alpha-numeric characters in place of ☐ indicate that no other alternatives are available.

HOW TO BUILD A MODEL NUMBER

Ⓐ Select basic model.

Ⓑ Select seat height.

24	- 24" Seat Height
30	- 30" Seat Height

Ⓒ Select frame color.
Refer to the **Product Color Options** page in this price list.

Ⓓ Select seat and back color.
Refer to the **Product Color Options** page in this price list.

Ⓔ Select upholstery grade/color.
Refer to **ki.com/fabrics**

Ⓕ Select glide option.

G	- Ganging polycarbonate glides
GS	- Ganging steel glides
NG	- No glides
H	- Polycarbonate glides
NS	- PVC non-skid glides
S	- Stainless steel glides

Ⓖ Select fire code.

FR	- Compliance to TB 133
NFR	- Compliance to TB 117-2013

UPHOLSTERY INFORMATION

C.O.M. Upholstery
C.O.M. requirement for 10 chairs or less with upholstered seat or upholstered seat and back is 3/4 yard per chair of 54" wide nondirectional fabric. For orders of 11 or more with upholstered seat and back and for complete information on ordering C.O.M. see "Ordering C.O.M., C.O.V. and C.O.L." section.

OPTIONS

California TB133 Fire Safety Code
For California Technical Bulletin 133 compliant models, add the following upcharge:

Model=Polypropylene
Added List Price=$13

Model=Upholstered Seat
Added List Price=$91

SPECIAL SERVICES

Special Carton Marking

With specially marked information	N/C

Shipping
Ships **assembled, FOB Green Bay, WI 54302, freight prepaid.** Freight class 125.

Specifications and prices are subject to change without prior notice.

Strive® Nesting
General Information



Cantilever Armchair (SNCAU)



Armless Chair (SNNAP)



Tablet Arm Chair (SNTAURH)

Oversize Tablet Arm Chair

Features				
Poly or upholstered seat	•	•	•	•
Flex back	•	•	•	•
Flip-up seat	•	•	•	•
Integral handle	•	•	•	•
Nesting	•	•	•	•
General Dimensions				
Seat width	17"	17"	17"	17"
Seat depth	18"	18"	18"	18"
Seat height (upholstered add 1")	16-1/2"	16-1/2"	16-1/2"	16-1/2"
Tablet to chair back clearance			14"	14"
Overall Dimensions				
Width	23"	23"	24"	24"
Depth	22-3/4"	22-3/4"	29"	32"
Height	33-3/4"	33-3/4"	33-3/4"	33-3/4"
Top of arm to floor	25-1/2"		28-1/4"	28-1/4"
Nesting (two chairs) (upholstered add 1")	28-1/2"	28-1/2"	34-3/4"	37-3/4"
Nesting - For each additional chair, add 5-3/4" (upholstered add 1")				

TECHNICAL SPECIFICATIONS

Seat and Backrest
Seat is two-piece construction of injection-molded polypropylene, reinforced with internal steel channels, and assembled using hidden fasteners. The seat is available in a poly version or upholstered. For the upholstered version, molded urethane foam (1" depth) is applied to the seat board. Fabric is then upholstered over the foam using a drawstring process. Note: upholstered seat is required with translucent poly backs.

Backrest is injection-molded polypropylene with integral steel cantilever springs. The combination of the slotted polypropylene back and the spring steel provides a supportive flexing back. Springs are nominal 4.5 mm diameter chrome silicon valve spring wire. Backrest is available poly only. Backrest has an integral, molded "handle".

Seat flips up to allow chairs to nest for storage and transport.

Seat assembly and backrest are field replaceable.

Frame
The legs are 1", 13-gauge high-strength steel tubing. All frame joints are welded.

Frame Finishes
Frames are finished in either baked-on electrostatically-applied 30 gloss epoxy powder-coat paint, or bright nickel chrome plating.

Casters/Glides
Double wheels (60 mm) of high-impact thermoplastic. High-impact plastic frame. Casters are always black. Carpet or hard floor. Bell glide (2" high) made of high-impact plastic also available, black only.

Arms
Optional fixed-position T-arms are available. Arm supports are a continuation of the frame crossmember tube, with injection-molded polypropylene arm caps attached by screws. The armcaps are injection-molded glass filled polypropylene matching the frame finish (when frame finish is Chrome, hammertones, or Starlight Silver metallic, armcaps match the seat and back color; when back is Diamond trnaslucent, armcaps are Light Tone; when back is Pewter translucent, armcaps are Flannel).

Tablet Arm
An optional tablet arm is available on either the right or left-hand side. When so equipped, the tablet arm support structure is a continuation of the frame crossmember tube. A formed steel hinge is welded to the top of the support structure and secured with screws to the underside of the writing surface. Writing surface for standard tablet is $9^{1}/_{2}$" x $20^{3}/_{4}$" x $12^{1}/_{2}$" and oversize tablet is $15^{1}/_{2}$" x $22^{1}/_{2}$" x 14" plywood core of $^{5}/_{8}$" thick, 11-ply hardwood surfaced with .030" high-pressure laminate top and plain backer undersurface. Tablet arm flips up for easy access. Edges are lacquered and sealed.

INFORMATION

C.O.M Testing and Production Requirements
Not all materials are suitable for upholstering this product. A 3/4 yd. x 54" sample must be submitted and approved prior to acceptance of an order. If the fabric is directional in pattern or weave, the direction must be indicated on the submitted sample, and additional yardage may be requested.

Test samples must be sent to:

KI
Attn: C.O.M. Specialist
1687 Westminster Drive - Gate 3
Green Bay, WI 54302

Fabric Disclaimer
Fabric will be applied as swatched by the fabric manufacturer. Fabric that is required to be applied differently than is swatched will need a Modified Product Request written specifying the direction the fabric is to be applied.

KI Color Match Program
KI offers the additional option of color matching paint, polypropylene, or wood stain through Product Modification Requests. Contact Customer Service for details.

Whatever you imagine, whatever you require, KI's Color Match program lets you pick your color!

Color Match Process - Poly Seating Information can be found here.

INFORMATION

Warranty
Refer to KI Terms & Conditions document or visit ki.com

DIMENSIONS

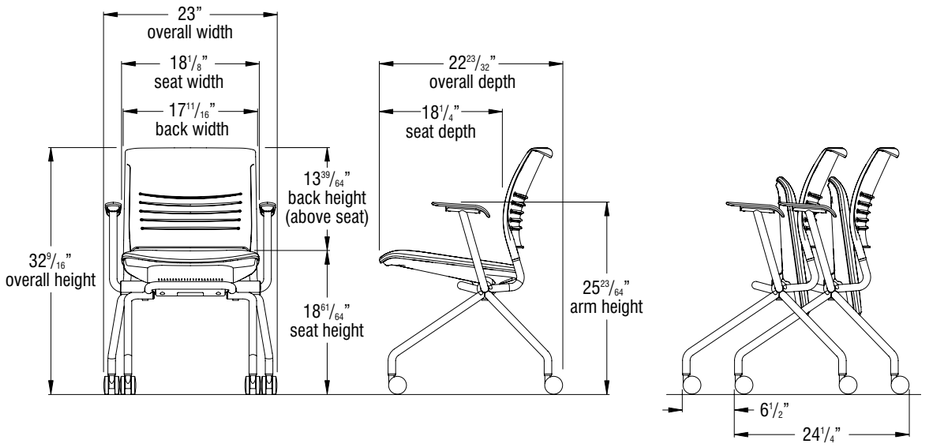

Nesting Footprint Calculation: Overall Length of a Row = 24.25" (1 chair) + 6.5" (additional chairs)

Examples: 2 Chairs: 24.25" (1 chair) + 6.5" (1 chair) = 30.75"

16 Chairs: 24.25" (1 chair) + 6.5" (15 chairs) = 121.75"

STATEMENT OF LINE

Strive Nesting Armless Chair



SNNAP

SNNAU

Strive Nesting Cantilever Armchair



SNCAP



SNCAU

STATEMENT OF LINE

Strive Nesting Tablet Arm Chair



SNTAPLH



SNTAPRH



SNTAUPRH



SNTAUPLH

Strive Nesting Oversized Tablet Arm Chair



SNOVTAPLH



SNOVTAPRH



SNOVTAULH



SNOVTAURH

Strive® Nesting
Product Color Options

Strive® Nesting
Product Color Options

Frame Color

Black	BL
Blue Grey	GR
Bronze Metallic	ZM
Cayenne	CY
Champagne Metallic	CM
Chrome	CH
Cool Grey	CG
Cottonwood	CO
Earthen Clay	EY
Espresso Metallic	EX
Everglade Shade	EV
Flannel	FN
Glitz Metallic	GZ
Hazy Jade	HJ
Honey Bee	HY
Light Tone	LG
Mardi Gras	MG
Misty Brown	MY
Nemo	NE
Nordic	ND
Poppy Red	PR
Purple Haze	PH
Rubber Ducky	RK
Sand	SA
Sky Blue	SK
Starlight Silver Metallic	SX
Surf's Up	SP
Twilight Shadow	TI
Ultra Blue	UB
Warm Grey	WG
Zesty Lime	ZL

Armcaps and glides match the frame color with the following exceptions:
-When frame color is chrome or metallic, the armcaps and glides will match poly color.
-When back is diamond translucent, armcaps are light tone.
-When back is pewter translucent, armcaps are flannel.

Casters for four-leg chairs are always black.

Seat and Back Color - Polypropylene Non Flame-Retardant

Black	PBL
Blue Grey	PGR
Cayenne	PCY
Cool Grey	PCG
Cottonwood	PCO
Diamond Translucent	PDT
Earthen Clay	PEY
Everglade Shade	PEV
Flannel	PFN
Hazy Jade	PHJ
Honey Bee	PHY
Light Tone	PLG
Mardi Gras	PMG
Misty Brown	PMY
Nemo	PNE
Nordic	PND
Pewter Translucent	PPT
Poppy Red	PPR
Purple Haze	PPH
Rubber Ducky	PRK
Sand	PSA
Sky Blue	PSK
Surf's Up	PSP
Twilight Shadow	PTI
Ultra Blue	PUB
Warm Grey	PWG
Zesty Lime	PZL

Diamond Translucent and Pewter Translucent are only available on upholstered seat models.

Seat and Back Color - Polypropylene Flame-Retardant

Black	PBL

The above seating product can be manufactured using the appropriate flame-retardant materials for compliance to California Technical Bulletin 133.

*NOTE: When FR upholstery is selected, FR poly (black only) must be selected. NFR poly is not available with FR upholstery.

Tablet Arm Color - Laminate

Belair	LBQ
Biltmore Cherry	LBT
Black	LBK
Brighton Walnut	LBW
Canyon Zephyr	LCA
Castle Oak	LCO
Casual Linen	LCU
Cherry Storm	LCX
Classic Linen	LCI
Cloud Zephyr	LCL
Cocobala	LCC
Crisp Linen	LRI
Desert Zephyr	LDZ
Dove Grey	LDG
Fired Steel	LIL
Flax Linen	LXF
Florence Walnut	LFC
Forged Steel	LOL
Friston Ash	LFH
Frosty White	LFW
Graphite Nebula	LGN
Grey	LGE
High Rise	LHE
Hollyberry	LHY
Irish Linen	LIH
Island	LID
Italian Silver Ash	LIT
Kensington Maple	LKM
Lapis Blue	LLB
Markerboard White	LMK
Misted Zephyr	LMR
Monticello Maple	LMT
Nickel Evolv	LNV
North Sea	LNA
Ocean	LON
Pearl Bisque	LPB
Pearl Silver	LPS
Pressed Linen	LPR
River Cherry	LRY
Rugged Linen	LRG
Satin Stainless	LSS
Shadow Zephyr	LSR
Silicon evolv	LSV
Sterling Ash	LAZ
Tailored Linen	LTL
Titanium evolv	LTV
White Nebula	LWL
White Sand	LWN
Windsor Mahogany	LWY

Strive® Nesting
Chairs

Strive® Nesting
Chairs

	MODEL	MODEL NUMBER Basic Model	Frame Color	Poly Seat/ Back Color	Base	Fire Code	Upholstery Color	Approx. Packaged Weight	Delivered Pricing	Delivered Pricing Fabric Grade 1 & C.O.M.	Delivered Pricing Fabric Grade 2	Delivered Pricing Fabric Grade 3	Delivered Pricing C.O.V.	Delivered Pricing Vinyl Group 2V	Delivered Pricing Pallas Fabric Group P0	Delivered Pricing Pallas Fabric Group P1	Delivered Pricing Pallas Fabric Group P2	Delivered Pricing Pallas Fabric Group P3	Delivered Pricing Pallas Fabric Group P4
 SNP	**Armless Chair with Poly Seat** • Flex back • Nests	SNNAP	☐☐	☐☐☐	☐	☐☐☐		23.0#	$ 540										
 SNU	**Armless Chair with Upholstered Seat** • Flex back • Nests	SNNAU	☐☐	☐☐☐	☐	☐☐☐	☐☐☐☐☐	23.0#	N/A	$ 618	$ 652	$ 670	$ 618	$ 670	$ 667	$ 716	$ 741	$ 769	$ 791
 SNP	**Arm Chair with Poly Seat** • Flex back • Nests	SNCAP	☐☐	☐☐☐	☐	☐☐☐		25.0#	$ 613										
 SNU	**Arm Chair with Upholstered Seat** • Flex back • Nests	SNCAU	☐☐	☐☐☐	☐	☐☐☐	☐☐☐☐☐	25.0#	N/A	$ 693	$ 727	$ 744	$ 693	$ 744	$ 740	$ 789	$ 813	$ 841	$ 865
		Ⓐ	Ⓑ	Ⓒ	Ⓓ	Ⓔ	Ⓕ												

HOW TO ORDER

Indicate the following information on order form:
1. Quantity of each item.
2. Model number, including options. See “How To Build a Model Number”.
3. Any special service required.

Note: • The ☐ indicates that a choice is required.
• The absence of the ☐ indicates that no choice is required.
• Alpha-numeric characters in place of ☐ indicate that no other alternatives are available.

HOW TO BUILD A MODEL NUMBER

Ⓐ Select basic model.

Ⓑ Select frame color.
Refer to the **Product Color Options** page in this price list.

Ⓒ Select poly seat and back color
Refer to the **Product Color Options** page in this price list.

Ⓓ Select base option.

G	- Bell glides (black only)
C	- Carpet casters (black only)
S	- Hard floor casters (black only)

Ⓔ Select fire code.

NFR	- Compliance to TB 117-2013
FR	- Compliance to TB 133

Ⓕ Select upholstery grade/color.
Refer to **ki.com/fabrics**

UPHOLSTERY INFORMATION

C.O.M. Upholstery
C.O.M. requirement for 10 chairs or less with upholstered seat or upholstered seat and back is 3/4 yard per chair of 54” wide nondirectional fabric. For orders of 11 or more with upholstered seat and back and for complete information on ordering C.O.M. see “Ordering C.O.M., C.O.V. and C.O.L.” section.

OPTIONS

California TB133 Fire Safety Code
For California Technical Bulletin 133 compliant models, add the following upcharge:

Model=Polypropylene
Added list price=$13

Model=Upholstered Seat
Added list price=$91

SPECIAL SERVICES

Special Carton Marking

With specially marked information	N/C

Shipping
Ships **assembled, FOB Green Bay, WI 54302, freight prepaid.** Freight class 125.

Specifications and prices are subject to change without prior notice.

Stack/Nesting
Strive® Nesting Chairs

Stack/Nesting
Strive® Nesting Chairs

	MODEL	MODEL NUMBER Basic Model	Frame Color	Poly Seat/ Back Color	Base	Tablet Arm Color	Fire Code	Upholstery Color	Approx. Packaged Weight	Delivered Pricing	Delivered Pricing Fabric Grade 1 & C.O.M.	Delivered Pricing Fabric Grade 2	Delivered Pricing Fabric Grade 3	Delivered Pricing C.O.V.	Delivered Pricing Vinyl Group 2V	Delivered Pricing Pallas Fabric Group P0	Delivered Pricing Pallas Fabric Group P1	Delivered Pricing Pallas Fabric Group P2	Delivered Pricing Pallas Fabric Group P3	Delivered Pricing Pallas Fabric Group P4
 SNP	**Tablet Arm Chair with Poly Seat** • Flex back • Nests	SNTAPRH	□□	□□□	□	□□□	□□□		28.0#	$ 769										
		SNTAPLH	□□	□□□	□	□□□	□□□		28.0#	769										
 SNU	**Tablet Arm Chair with Upholstered Seat** • Flex back • Nests	SNTAURH	□□	□□□	□	□□□	□□□	□□□□□	28.0#	N/A	$ 847	$ 881	$ 897	$ 847	$ 897	$ 895	$ 944	$ 968	$ 997	$ 1020
		SNTAULH	□□	□□□	□	□□□	□□□	□□□□□	28.0#	N/A	847	881	897	847	897	895	944	968	997	1020
 SNP	**Oversize Tablet Arm Chair with Poly Seat** • Flex back • Nests	SNOVTAPRH	□□	□□□	□	□□□	□□□		28.0#	$ 847										
		SNOVTAPLH	□□	□□□	□	□□□	□□□		28.0#	847										
 SNU	**Oversize Tablet Arm Chair with Upholstered Seat** • Flex back • Nests	SNOVTAURH	□□	□□□	□	□□□	□□□	□□□□□	28.0#	N/A	$ 926	$ 959	$ 977	$ 926	$ 977	$ 972	$ 1022	$ 1049	$ 1076	$ 1097
		SNOVTAULH	□□	□□□	□	□□□	□□□	□□□□□	28.0#	N/A	926	959	977	926	977	972	1022	1049	1076	1097
		Ⓐ	Ⓑ	Ⓒ	Ⓓ	Ⓔ	Ⓕ	Ⓖ												

HOW TO ORDER

Indicate the following information on order form:
1. Quantity of each item.
2. Model number, including options. See “How To Build a Model Number”.
3. Any special service required.

Note: • The □ indicates that a choice is required.
• The absence of the □ indicates that no choice is required.
• Alpha-numeric characters in place of □ indicate that no other alternatives are available.

HOW TO BUILD A MODEL NUMBER

Ⓐ Select basic model.

Ⓑ Select frame color.
Refer to the **Product Color Options** page in this price list.

Ⓒ Select poly seat and back color
Refer to the **Product Color Options** page in this price list.

Ⓓ Select base option.

G	- Bell glides (black only)
C	- Carpet casters (black only)
S	- Hard floor casters (black only)

Ⓔ Select tablet arm color.
Refer to the **Product Color Options** page in this price list.

Ⓕ Select fire code.

NFR	- Compliance to TB 117-2013
FR	- Compliance to TB 133

Ⓖ Select upholstery grade/color.
Refer to **ki.com/fabrics**

UPHOLSTERY INFORMATION

C.O.M. Upholstery
C.O.M. requirement for 10 chairs or less with upholstered seat or upholstered seat and back is 3/4 yard per chair of 54” wide nondirectional fabric. For orders of 11 or more with upholstered seat and back and for complete information on ordering C.O.M. see “Ordering C.O.M., C.O.V. and C.O.L.” section.

OPTIONS

California TB133 Fire Safety Code
For California Technical Bulletin 133 compliant models, add the following upcharge:

Model=Polypropylene
Added list price=$13

Model=Upholstered Seat
Added list price=$91

SPECIAL SERVICES

Special Carton Marking

With specially marked information	N/C

Shipping
Ships **assembled, FOB Green Bay, WI 54302, freight prepaid.** Freight class 125.

Specifications and prices are subject to change without prior notice.

Strive® Tandem Seating
General Information

Strive® Tandem Seating
General Information







	1-Place Unit (1 Seat, 0 In-Line Table)	2-Place Unit (1 Seat, 1 In-Line Table; 2 Seat, 0 In-Line Table)	3-Place Unit (2 Seats, 1 In-Line Table; 3 Seats, 0 In-Line Table)	4-Place Unit (3 Seats, 1 In-Line Table; 4 Seats, 0 In-Line Table)
Features				
Arm	•	•	•	•
Corner tables	•	•	•	•
In-line tables	•	•	•	•
Poly, upholstered seat, or upholstered seat/back	•	•	•	•
General Dimensions				
Seat width	18"	18"	18"	18"
Seat depth	18"	18"	18"	18"
Seat height	17"	17"	17"	17"
Unit width (with arms)	28"	50"	72"	94"
Unit width (no arms)	28"	50"	72"	88"
Unit height	33"	33"	33"	33"
Corner table top	30" x 30"	30" x 30"	30" x 30"	30" x 30"
In-line table	20" x 20"	20" x 20"	20" x 20"	20" x 20"
Table height (all table models)	17"	17"	17"	17"
Width between arms (inside arm)	18"	18"	18"	18"
Arm height from floor	25-3/4"	25-3/4"	25-3/4"	25-3/4"

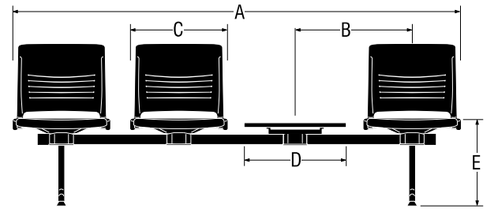

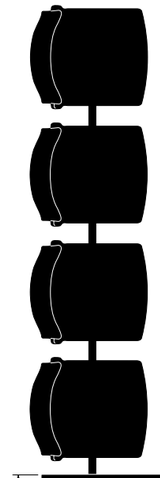

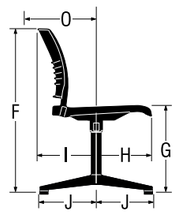

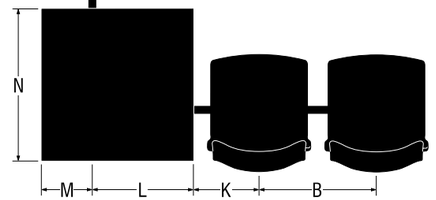

		DIMENSIONS No Arms	With Arms
A1	2-Place Unit	44½"	44½"
A2	3-Place Unit	66½"	66½"
A3	4-Place Unit	85½"	92½"
B	Additional Places	22"	22"
C	Seat Width	18"	
D	Table Width	20"	
E	Table Height	17"	
F	Unit Height	33"	
G	Seat Height	17"	
H	Beam Center to Front of Seat	10¼"	
I	Beam Center to Back of Back	11"	
J	Beam Center to Foot End	11½"	
K	Seat Center to Corner Table Mounting Side	13½"	
L	Beam Center to Corner Table Mounting Side	20"	
M	Beam Center to Corner Table Back	10"	
N	Corner Table Width	30"	
O	Beam Center to Back of Flexed Back	14¼"	

SPECIFICATIONS

Tandem Base
Cast aluminum alloy leg section. 14-gauge 1x2" seamless steel column. Upright and base are painted monochromatic with beam and yoke. Columns are welded to a plate which clamps onto beam.

Frame Finish
Baked-on, electrostatically-applied 45 gloss epoxy powder coating.

Seat
Injection-molded polypropylene seat attached directly to the structure.

Underseat Structure
Support structure is die-formed 13-gauge steel welded to a 1" OD x 14-gauge tubular steel cross member.

Backrest
Injection molded polypropylene with integral steel cantilever springs. The combination of the slotted polypropylene back and the spring steel provides a supportive flexing back. Springs are nominal 4.5mm diameter chrome silicon valve spring wire.

Tandem Arm
Oval tubular steel arm support with self-skinning urethane armrests measuring 10¼" long x 4" wide. The tubular arm support is welded to a yoke and then fastened to the beam via a coverplate.

Optional Upholstered Seat or Seat & Back
Molded urethane foam is attached to an injection molded polypropylene seat board, then upholstered using a draw-string process. The assembled seat pad is attached to the seat by means of hidden fasteners.

In-Line Table
Solid core top is 20" x 20" x 7/8" with a vinyl bullnose edge.

Corner Table
Solid core top is 30" x 30" x 7/8" with a vinyl bullnose edge.

KI Color Match Program
KI offers the additional option of color matching paint, polypropylene, or wood stain through Product Modification Requests. Contact Customer Service for details.

Whatever you imagine, whatever you require, KI's Color Match program lets you pick your color!

Color Match Process - Poly Seating Information can be found here.

INFORMATION

Warranty
Refer to KI Terms & Conditions document or visit ki.com

Strive® Tandem Seating
Product Color Options

Frame Color

Black	BL
Blue Grey	GR
Cool Grey	CG
Earthen Clay	EY
Everglade Shade	EV
Flannel	FN
Hazy Jade	HJ
Light Tone	LG
Mardi Gras	MG
Misty Brown	MY
Nemo	NE
Poppy Red	PR
Purple Haze	PH
Rubber Ducky	RK
Sand	SA
Sky Blue	SK
Surf's Up	SP
Twilight Shadow	TI
Ultra Blue	UB
Warm Grey	WG
Zesty Lime	ZL

Edge Color

Black	EBL
Blue Grey	EGR
Cool Grey	ECG
Earthen Clay	EEY
Everglade Shade	EEV
Flannel	EFN
Frosty White	EFW
Hazy Jade	EHJ
Light Tone	ELG
Mardi Gras	EMG
Misty Brown	EMY
Nemo	ENE
Purple Haze	EPH
Rubber Ducky	ERK
Sand	ESA
Surf's Up	ESP
Twilight Shadow	ETI
Ultra Blue	EUB
Warm Grey	EWG
Zesty Lime	EZL

Seat and Back Color - Polypropylene Non Flame-Retardant

Black	PBL
Blue Grey	PGR
Cayenne	PCY
Cool Grey	PCG
Earthen Clay	PEY
Everglade Shade	PEV
Flannel	PFN
Hazy Jade	PHJ
Honey Bee	PHY
Light Tone	PLG
Mardi Gras	PMG
Misty Brown	PMY
Nemo	PNE
Nordic	PND
Poppy Red	PPR
Purple Haze	PPH
Rubber Ducky	PRK
Sand	PSA
Sky Blue	PSK
Surf's Up	PSP
Twilight Shadow	PTI
Ultra Blue	PUB
Warm Grey	PWG
Zesty Lime	PZL

Arm pad matches seat and back color for black, blue grey, sand and warm grey. Otherwise it is always black.

TRANSLUCENT colors are available on the upholstered seat models only.

Seat and Back Color - Polypropylene Flame-Retardant

Black	PBL

Arm pad matches seat and back color for black, blue grey, sand and warm grey. Otherwise it is always black.

The above seating product can be manufactured using the appropriate flame-retardant materials for compliance to California Technical Bulletin 133.

*NOTE: When FR upholstery is selected, FR poly (black only) must be selected. NFR poly is not available with FR upholstery.

Surface Finish - Laminate

Belair	LBQ
Biltmore Cherry	LBT
Black	LBK
Brighton Walnut	LBW
Canyon Zephyr	LCA
Castle Oak	LCO
Casual Linen	LCU
Cherry Storm	LCX
Classic Linen	LCI
Cloud Zephyr	LCL
Cocobala	LCC
Crisp Linen	LRI
Desert Zephyr	LDZ
Dove Grey	LDG
Fired Steel	LIL
Flax Linen	LXF
Florence Walnut	LFC
Forged Steel	LOL
Friston Ash	LFH
Frosty White	LFW
Graphite Nebula	LGN
Grey	LGE
High Rise	LHE
Hollyberry	LHY
Irish Linen	LIH
Island	LID
Italian Silver Ash	LIT
Kensington Maple	LKM
Lapis Blue	LLB
Markerboard White	LMK
Misted Zephyr	LMR
Monticello Maple	LMT
Nickel Evolv	LNV
North Sea	LNA
Ocean	LON
Pearl Bisque	LPB
Pearl Silver	LPS
Pressed Linen	LPR
River Cherry	LRY
Rugged Linen	LRG
Satin Stainless	LSS
Shadow Zephyr	LSR
Silicon evolv	LSV
Sterling Ash	LAZ
Tailored Linen	LTL
Titanium evolv	LTV
White Nebula	LWL
White Sand	LWN
Windsor Mahogany	LWY

Strive® Tandem Seating

Strive® Tandem Seating

	MODEL	Features	MODEL NUMBER Basic Model	Frame Color Ⓑ	Fire Code Ⓒ	Seat & Back Color Ⓓ	Surface Finish Ⓔ	Edge Color Ⓕ	Approx. Packaged Weight	Delivered Pricing	TB133 add to list price
	**Polypropylene - No Arms** • Optional in-line tables • 1 seat, 0 in-line table models must connect to a corner table • Corner table is ordered separately	1 Seat, 0 In-Line Table	ST1NAP/S1/IT0	□□	□□□	□□□			25.0#	$ 504	$ 13
		1 Seat, 1 In-Line Table	ST2NAP/S1/IT1	□□	□□□	□□□	□□□	□□□	39.0#	1068	13
		2 Seats, 0 In-Line Table	ST2NAP/S2/IT0	□□	□□□	□□□			45.0#	1007	29
		2 Seats, 1 In-Line Table	ST3NAP/S2/IT1	□□	□□□	□□□	□□□	□□□	59.0#	1571	29
		3 Seats, 0 In-Line Table	ST3NAP/S3/IT0	□□	□□□	□□□			65.0#	1512	42
ST1P		3 Seats, 1 In-line Table	ST4NAP/S3/IT1	□□	□□□	□□□	□□□	□□□	79.0#	2077	42
ST2P		4 Seats, 0 In-line Table	ST4NAP/S4/IT0	□□	□□□	□□□			89.0#	2017	55
ST3P		3 Seats, 2 In-Line Tables	ST5NAP/S3/IT2	□□	□□□	□□□	□□□	□□□	98.0#	2641	42
ST4P		4 Seats, 1 In-line Table	ST5NAP/S4/IT1	□□	□□□	□□□	□□□	□□□	104.0#	2579	55
ST5P		5 Seats, 0 In-line Table	ST5NAP/S5/IT0	□□	□□□	□□□			110.0#	2521	71
	**Polypropylene - End Arms Only** • Optional in-line tables • 1 seat, 0 in-line table models must connect to a corner table • Corner table is ordered separately	1 Seat, 0 In-Line Table	ST1EAP/S1/IT0	□□	□□□	□□□			30.0#	$ 693	$ 13
		1 Seat, 1 In-Line Table	ST2EAP/S1/IT1	□□	□□□	□□□	□□□	□□□	44.0#	1162	13
		2 Seats, 0 In-Line Table	ST2EAP/S2/IT0	□□	□□□	□□□			47.0#	1193	29
		2 Seats, 1 In-Line Table	ST3EAP/S2/IT1	□□	□□□	□□□	□□□	□□□	55.0#	1757	29
		3 Seats, 0 In-Line Table	ST3EAP/S3/IT0	□□	□□□	□□□			64.0#	1701	42
		3 Seats, 1 In-line Table	ST4EAP/S3/IT1	□□	□□□	□□□	□□□	□□□	70.0#	2264	42
ST1P		4 Seats, 0 In-line Table	ST4EAP/S4/IT0	□□	□□□	□□□			81.0#	2203	55
ST2P		3 Seats, 2 In-Line Tables	ST5EAP/S3/IT2	□□	□□□	□□□	□□□	□□□	89.0#	2826	42
ST3P		4 Seats, 1 In-line Table	ST5EAP/S4/IT1	□□	□□□	□□□	□□□	□□□	100.0#	2768	55
ST4P		5 Seats, 0 In-line Table	ST5EAP/S5/IT0	□□	□□□	□□□			105.0#	2710	71
ST5P											
	**Polypropylene - Arms** • Optional in-line tables • 1 seat, 0 in-line table models must connect to a corner table • Corner table is ordered separately	1 Seat, 0 In-Line Table	ST1AAP/S1/IT0	□□	□□□	□□□			30.0#	$ 693	$ 13
		1 Seat, 1 In-Line Table	ST2AAP/S1/IT1	□□	□□□	□□□	□□□	□□□	44.0#	1255	13
		2 Seats, 0 In-Line Table	ST2AAP/S2/IT0	□□	□□□	□□□			55.0#	1290	29
		2 Seats, 1 In-Line Table	ST3AAP/S2/IT1	□□	□□□	□□□	□□□	□□□	69.0#	1948	29
		3 Seats, 0 In-Line Table	ST3AAP/S3/IT0	□□	□□□	□□□			80.0#	1887	42
		3 Seats, 1 In-Line Table	ST4AAP/S3/IT1	□□	□□□	□□□	□□□	□□□	94.0#	2546	42
ST1P		4 Seats, 0 In-Line Table	ST4AAP/S4/IT0	□□	□□□	□□□			105.0#	2486	55
ST2P		3 Seats, 2 In-Line Tables	ST5AAP/S3/IT2	□□	□□□	□□□	□□□	□□□	113.0#	3202	42
ST3P		4 Seats, 1 In-Line Table	ST5AAP/S4/IT1	□□	□□□	□□□	□□□	□□□	124.0#	3144	55
ST4P		5 Seats, 0 In-Line Table	ST5AAP/S5/IT0	□□	□□□	□□□			135.0#	3084	71
ST5P											
			Ⓐ	Ⓑ	Ⓒ	Ⓓ	Ⓔ	Ⓕ			

HOW TO ORDER

Indicate the following information on order form:
1. Quantity of each item.
2. Model number, including options. See "How To Build a Model Number".
3. Any special service required.

Note: • The □ indicates that a choice is required.
- The absence of the □ indicates that no choice is required.
- Alpha-numeric characters in place of □ indicate that no other alternatives are available.

HOW TO BUILD A MODEL NUMBER

Ⓐ Select basic model.

Ⓑ Select frame color.
Refer to the **Product Color Options** page in this price list.

Ⓒ Select fire code.

FR	- Compliance to TB 133
NFR	- Compliance to TB 117-2013

See pricing column for TB133 upcharge.

Ⓓ Select seat/back color.
Refer to the **Product Color Options** page in this price list.

Ⓔ Select surface finish for table.
Refer to the **Product Color Options** page in this price list.
Surface finish offerings are based on edge style selections.

Ⓕ Select table edge color.
Refer to the **Product Color Options** page in this price list.
Edge color offerings are based on edge style selections.

OPTIONS

California TB133 Fire Safety Code
For California Technical Bulletin 133 compliant models, a Product Modification Request is required. Contact Customer Service for details.

SPECIAL SERVICES

Special Carton Marking

With specially marked information	N/C

Shipping
Ships **knocked down, FOB Green Bay, WI 54302, freight prepaid.** Freight class 70.

Specifications and prices are subject to change without prior notice.

Strive® Tandem Seating

Strive® Tandem Seating

	MODEL	Features	MODEL NUMBER Basic Model	Frame Color	Seat & Back Color	Surface Finish	Edge Color	Fire Code	Upholstery Color	Approx. Packaged Weight	Delivered Pricing Fabric Grade 1 & C.O.M.	Delivered Pricing Fabric Grade 2	Delivered Pricing Fabric Grade 3	Delivered Pricing C.O.V.	Delivered Pricing Vinyl Group 2V	Delivered Pricing Pallas Fabric Group P0	Delivered Pricing Pallas Fabric Group P1	Delivered Pricing Pallas Fabric Group P2	Delivered Pricing Pallas Fabric Group P3	Delivered Pricing Pallas Fabric Group P4	TB133 add to list price
	**Upholstered Seat - No Arms** • Optional in-line tables • 1 seat, 0 in-line table models must connect to a corner table • Corner table is ordered separately	1 Seat, 0 In-Line Table	ST1NAU/S1/IT0	□□	□□□			□□□	□□□□□	30.0#	$ 581	$ 618	$ 637	$ 581	$ 637	$ 632	$ 680	$ 706	$ 732	$ 758	$ 91
		1 Seat, 1 In-Line Table	ST2NAU/S1/IT1	□□	□□□	□□□	□□□	□□□	□□□□□	41.0#	1146	1182	1162	1146	1162	1156	1206	1232	1260	1282	91
		2 Seats, 0 In-Line Table	ST2NAU/S2/IT0	□□	□□□			□□□	□□□□□	50.0#	1165	1237	1267	1165	1267	1259	1359	1413	1466	1509	181
		2 Seats, 1 In-Line Table	ST3NAU/S2/IT1	□□	□□□	□□□	□□□	□□□	□□□□□	64.0#	1885	1957	1988	1885	1988	1980	2080	2132	2184	2228	181
		3 Seats, 0 In-Line Table	ST3NAU/S3/IT0	□□	□□□			□□□	□□□□□	70.0#	1747	1855	1901	1747	1901	1889	2038	2118	2198	2264	271
		3 Seats, 1 In-line Table	ST4NAU/S3/IT1	□□	□□□	□□□	□□□	□□□	□□□□□	84.0#	2312	2419	2467	2312	2467	2454	2601	2681	2762	2826	271
ST1U		4 Seats, 0 In-line Table	ST4NAU/S4/IT0	□□	□□□			□□□	□□□□□	94.0#	2328	2473	2537	2328	2537	2521	2721	2824	2930	3019	361
ST2U		3 Seats, 2 In-Line Tables	ST5NAU/S3/IT2	□□	□□□	□□□	□□□	□□□	□□□□□	103.0#	2875	2982	3029	2875	3029	3016	3163	3244	3323	3388	271
ST3U		4 Seats, 1 In-line Table	ST5NAU/S4/IT1	□□	□□□	□□□	□□□	□□□	□□□□□	109.0#	2891	3036	3103	2891	3103	3087	3283	3386	3495	3581	361
ST4U		5 Seats, 0 In-line Table	ST5NAU/S5/IT0	□□	□□□			□□□	□□□□□	115.0#	2913	3092	3170	2913	3170	3150	3397	3531	3662	3771	450
ST5U																					
	**Upholstered Seat - End Arms Only** • Optional in-line tables • 1 seat, 0 in-line table models must connect to a corner table • Corner table is ordered separately	1 Seat, 0 In-Line Table	ST1EAU/S1/IT0	□□	□□□			□□□	□□□□□	35.0#	$ 770	$ 807	$ 822	$ 770	$ 822	$ 819	$ 867	$ 892	$ 921	$ 943	$ 91
		1 Seat, 1 In-Line Table	ST2EAU/S1/IT1	□□	□□□	□□□	□□□	□□□	□□□□□	49.0#	1240	1278	1292	1240	1292	1287	1337	1363	1390	1413	91
		2 Seats, 0 In-Line Table	ST2EAU/S2/IT0	□□	□□□			□□□	□□□□□	52.0#	1354	1423	1456	1354	1456	1448	1547	1599	1651	1699	181
		2 Seats, 1 In-Line Table	ST3EAU/S2/IT1	□□	□□□	□□□	□□□	□□□	□□□□□	60.0#	1917	1988	2020	1917	2020	2012	2110	2163	2218	2258	181
		3 Seats, 0 In-Line Table	ST3EAU/S3/IT0	□□	□□□			□□□	□□□□□	69.0#	1934	2043	2090	1934	2090	2078	2226	2305	2384	2452	271
		3 Seats, 1 In-line Table	ST4EAU/S3/IT1	□□	□□□	□□□	□□□	□□□	□□□□□	75.0#	2499	2605	2654	2499	2654	2643	2790	2872	2952	3016	271
ST1U		4 Seats, 0 In-line Table	ST4EAU/S4/IT0	□□	□□□			□□□	□□□□□	86.0#	2519	2661	2726	2519	2726	2708	2905	3011	3117	3207	361
ST2U		3 Seats, 2 In-Line Tables	ST5EAU/S3/IT2	□□	□□□	□□□	□□□	□□□	□□□□□	94.0#	3063	3170	3217	3063	3217	3205	3352	3432	3514	3579	271
ST3U		4 Seats, 1 In-line Table	ST5EAU/S4/IT1	□□	□□□	□□□	□□□	□□□	□□□□□	105.0#	3079	3227	3289	3079	3289	3271	3468	3576	3683	3768	361
ST4U		5 Seats, 0 In-line Table	ST5EAU/S5/IT0	□□	□□□			□□□	□□□□□	110.0#	3103	3281	3360	3103	3360	3338	3585	3718	3849	3960	450
ST5U																					
				Ⓐ	Ⓑ	Ⓒ	Ⓓ	Ⓔ	Ⓕ	Ⓖ											

HOW TO ORDER

Indicate the following information on order form:
1. Quantity of each item.
2. Model number, including options. See “How To Build a Model Number”.
3. Any special service required.

Note: • The □ indicates that a choice is required.
- The absence of the □ indicates that no choice is required.
- Alpha-numeric characters in place of □ indicate that no other alternatives are available.

HOW TO BUILD A MODEL NUMBER

Ⓐ Select basic model.

Ⓑ Select frame color.
Refer to the **Product Color Options** page in this price list.

Ⓒ Select seat/back color.
Refer to the **Product Color Options** page in this price list.

Ⓓ Select surface finish for table.
Refer to the **Product Color Options** page in this price list.
Surface finish offerings are based on edge style selections.

Ⓔ Select table edge color.
Refer to the **Product Color Options** page in this price list.
Edge color offerings are based on edge style selections.

Ⓕ Select fire code.

NFR	- Compliance to TB 117-2013
FR	- Compliance to TB 133

See pricing column for TB133 upcharge.

Ⓖ Select upholstery grade/color.
Refer to **ki.com/fabrics**

UPHOLSTERY INFORMATION

C.O.M. Upholstery
C.O.M. requirement for 10 chairs or less with upholstered seat or upholstered seat and back is 3/4 yard per chair of 54” wide nondirectional fabric. For orders of 11 or more with upholstered seat and back and for complete information on ordering C.O.M. see “Ordering C.O.M., C.O.V. and C.O.L.” section.

OPTIONS

California TB133 Fire Safety Code
The above seating products can be manufactured using the appropriate flame-retardant materials for compliance to California Technical Bulletin 133. See pricing column for upcharge. Please contact KI customer service for fabric compliance. No additional lead time.

SPECIAL SERVICES

Special Carton Marking

With specially marked information	N/C

Shipping
Ships **knocked down, FOB Green Bay, WI 54302, freight prepaid.** Freight class 70.

Specifications and prices are subject to change without prior notice.

Strive® Tandem Seating

Strive® Tandem Seating

	MODEL	Features	MODEL NUMBER: Basic Model	Frame Color Ⓑ	Seat & Back Color Ⓒ	Surface Finish Ⓓ	Edge Color Ⓔ	Fire Code Ⓕ	Upholstery Color Ⓖ	Approx. Packaged Weight	Delivered Pricing Fabric Grade 1 & C.O.M.	Delivered Pricing Fabric Grade 2	Delivered Pricing Fabric Grade 3	Delivered Pricing C.O.V.	Delivered Pricing Vinyl Group 2V	Delivered Pricing Pallas Fabric Group P0	Delivered Pricing Pallas Fabric Group P1	Delivered Pricing Pallas Fabric Group P2	Delivered Pricing Pallas Fabric Group P3	Delivered Pricing Pallas Fabric Group P4	TB133 add to list price
	**Upholstered Seat - Arms** • Optional in-line tables • 1 seat, 0 in-line table models must connect to a corner table • Corner table is ordered separately	1 Seat, 0 In-Line Table	ST1AAU/S1/IT0	□□	□□□			□□□	□□□□□	35.0#	$ 770	$ 807	$ 822	$ 770	$ 822	$ 819	$ 867	$ 892	$ 921	$ 943	$ 91
		1 Seat, 1 In-Line Table	ST2AAU/S1/IT1	□□	□□□	□□□	□□□	□□□	□□□□□	49.0#	1335	1371	1383	1335	1383	1379	1429	1457	1486	1507	181
		2 Seats, 0 In-Line Table	ST2AAU/S2/IT0	□□	□□□			□□□	□□□□□	60.0#	1448	1517	1551	1448	1551	1543	1641	1697	1747	1791	271
		2 Seats, 1 In-Line Table	ST3AAU/S2/IT1	□□	□□□	□□□	□□□	□□□	□□□□□	74.0#	2104	2176	2223	2104	2223	2214	2314	2367	2420	2463	181
		3 Seats, 0 In-Line Table	ST3AAU/S3/IT0	□□	□□□			□□□	□□□□□	85.0#	2121	2231	2278	2121	2278	2268	2416	2496	2575	2641	271
		3 Seats, 1 In-line Table	ST4AAU/S3/IT1	□□	□□□	□□□	□□□	□□□	□□□□□	99.0#	2782	2888	2935	2782	2935	2922	3072	3150	3232	3297	271
ST1U		4 Seats, 0 In-line Table	ST4AAU/S4/IT0	□□	□□□			□□□	□□□□□	110.0#	2798	2944	3007	2798	3007	2991	3188	3295	3400	3488	361
ST2U		3 Seats, 2 In-Line Tables	ST5AAU/S3/IT2	□□	□□□	□□□	□□□	□□□	□□□□□	118.0#	3438	3543	3594	3438	3594	3580	3729	3809	3888	3955	271
ST3U		4 Seats, 1 In-line Table	ST5AAU/S4/IT1	□□	□□□	□□□	□□□	□□□	□□□□□	129.0#	3457	3602	3662	3457	3662	3645	3845	3951	4058	4146	361
ST4U		5 Seats, 0 In-line Table	ST5AAU/S5/IT0	□□	□□□			□□□	□□□□□	140.0#	3475	3657	3732	3475	3732	3714	3960	4094	4228	4334	450
ST5U																					
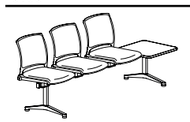	**Upholstered Seat and Back - No Arms** • Optional in-line tables • 1 seat, 0 in-line table models must connect to a corner table • Corner table is ordered separately	1 Seat, 0 In-Line Table	ST1NAUB/S1/IT0	□□	□□□			□□□	□□□□□	35.0#	$ 650	$ 689	$ 702	$ 650	$ 702	$ 699	$ 748	$ 773	$ 801	$ 823	$ 129
		1 Seat, 1 In-Line Table	ST2NAUB/S1/IT1	□□	□□□	□□□	□□□	□□□	□□□□□	49.0#	1217	1252	1230	1217	1230	1227	1278	1305	1354	1352	129
		2 Seats, 0 In-Line Table	ST2NAUB/S2/IT0	□□	□□□			□□□	□□□□□	60.0#	1305	1375	1408	1305	1408	1400	1497	1551	1604	1580	257
		2 Seats, 1 In-Line Table	ST3NAUB/S2/IT1	□□	□□□	□□□	□□□	□□□	□□□□□	74.0#	2023	2096	2127	2023	2127	2120	2219	2271	2323	2367	257
		3 Seats, 0 In-Line Table	ST3NAUB/S3/IT0	□□	□□□			□□□	□□□□□	85.0#	1954	2063	2108	1954	2108	2097	2246	2324	2405	2471	384
ST1UB		3 Seats, 1 In-Line Table	ST4NAUB/S3/IT1	□□	□□□	□□□	□□□	□□□	□□□□□	99.0#	2520	2624	2673	2520	2673	2661	2810	2888	2967	3033	384
ST2UB		4 Seats, 0 In-Line Table	ST4NAUB/S4/IT0	□□	□□□			□□□	□□□□□	110.0#	2605	2750	2813	2605	2813	2797	2996	3103	3207	3296	514
ST3UB		3 Seats, 2 In-Line Tables	ST5NAUB/S3/IT2	□□	□□□	□□□	□□□	□□□	□□□□□	118.0#	3081	3189	3238	3081	3238	3225	3373	3452	3532	3599	384
ST4UB		4 Seats, 1 In-Line Table	ST5NAUB/S4/IT1	□□	□□□	□□□	□□□	□□□	□□□□□	129.0#	3169	3312	3377	3169	3377	3360	3559	3662	3770	3859	514
ST5UB		5 Seats, 0 In-Line Table	ST5NAUB/S5/IT0	□□	□□□			□□□	□□□□□	140.0#	3256	3438	3518	3256	3518	3495	3741	3876	4008	4118	643
				Ⓐ	Ⓑ	Ⓒ	Ⓓ	Ⓔ	Ⓕ	Ⓖ											

HOW TO ORDER

Indicate the following information on order form:
1. Quantity of each item.
2. Model number, including options. See “How To Build a Model Number”.
3. Any special service required.

Note: • The □ indicates that a choice is required.
- The absence of the □ indicates that no choice is required.
- Alpha-numeric characters in place of □ indicate that no other alternatives are available.

HOW TO BUILD A MODEL NUMBER

Ⓐ Select basic model.

Ⓑ Select frame color.
Refer to the **Product Color Options** page in this price list.

Ⓒ Select seat/back color.
Refer to the **Product Color Options** page in this price list.

Ⓓ Select surface finish for table.
Refer to the **Product Color Options** page in this price list.
Surface finish offerings are based on edge style selections.

Ⓔ Select table edge color.
Refer to the **Product Color Options** page in this price list.
Edge color offerings are based on edge style selections.

Ⓕ Select fire code.

NFR	- Compliance to TB 117-2013
FR	- Compliance to TB 133

See pricing column for TB133 upcharge.

Ⓖ Select upholstery grade/color.
Refer to **ki.com/fabrics**

UPHOLSTERY INFORMATION

C.O.M. Upholstery
C.O.M. requirement for 10 chairs or less with upholstered seat or upholstered seat and back is 3/4 yard per chair of 54” wide nondirectional fabric. For orders of 11 or more with upholstered seat and back and for complete information on ordering C.O.M. see “Ordering C.O.M., C.O.V. and C.O.L.” section.

OPTIONS

California TB133 Fire Safety Code
The above seating products can be manufactured using the appropriate flame-retardant materials for compliance to California Technical Bulletin 133. See pricing column for upcharge. Please contact KI customer service for fabric compliance. No additional lead time.

SPECIAL SERVICES

Special Carton Marking

With specially marked information	N/C

Shipping
Ships **knocked down, FOB Green Bay, WI 54302, freight prepaid.** Freight class 70.

Specifications and prices are subject to change without prior notice.

Strive® Tandem Seating

Strive® Tandem Seating

	MODEL	Features	MODEL NUMBER: Basic Model	Frame Color Ⓑ	Seat & Back Color Ⓒ	Surface Finish Ⓓ	Edge Color Ⓔ	Fire Code Ⓕ	Upholstery Color Ⓖ	Approx. Packaged Weight	Delivered Pricing Fabric Grade 1 & C.O.M.	Delivered Pricing Fabric Grade 2	Delivered Pricing Fabric Grade 3	Delivered Pricing C.O.V.	Delivered Pricing Vinyl Group 2V	Delivered Pricing Pallas Fabric Group P0	Delivered Pricing Pallas Fabric Group P1	Delivered Pricing Pallas Fabric Group P2	Delivered Pricing Pallas Fabric Group P3	Delivered Pricing Pallas Fabric Group P4	TB133 add to list price
	**Upholstered Seat and Back - End Arms Only** • Optional in-line tables • 1 seat, 0 in-line table models must connect to a corner table • Corner table is ordered separately	1 Seat, 0 In-Line Table	ST1EAUB/S1/IT0	□□	□□□			□□□	□□□□□	35.0#	$ 839	$ 875	$ 891	$ 839	$ 891	$ 887	$ 936	$ 960	$ 991	$ 1010	$ 129
ST1UB		1 Seat, 1 In-Line Table	ST2EAUB/S1/IT1	□□	□□□	□□□	□□□	□□□	□□□□□	49.0#	1309	1345	1361	1309	1361	1359	1408	1431	1459	1482	129
ST2UB		2 Seats, 0 In-Line Table	ST2EAUB/S2/IT0	□□	□□□			□□□	□□□□□	52.0#	1490	1562	1596	1490	1596	1587	1685	1737	1791	1835	257
ST3UB		2 Seats, 1 In-Line Table	ST3EAUB/S2/IT1	□□	□□□	□□□	□□□	□□□	□□□□□	60.0#	2055	2127	2158	2055	2158	2150	2249	2303	2354	2401	257
ST4UB		3 Seats, 0 In-Line Table	ST3EAUB/S3/IT0	□□	□□□			□□□	□□□□□	69.0#	2144	2250	2297	2144	2297	2284	2432	2512	2593	2658	384
ST5UB		3 Seats, 1 In-Line Table	ST4EAUB/S3/IT1	□□	□□□	□□□	□□□	□□□	□□□□□	75.0#	2708	2814	2862	2708	2862	2850	2998	3076	3156	3225	384
		4 Seats, 0 In-Line Table	ST4EAUB/S4/IT0	□□	□□□			□□□	□□□□□	86.0#	2792	2938	3002	2792	3002	2983	3183	3289	3393	3482	514
		3 Seats, 2 In-Line Tables	ST5EAUB/S3/IT2	□□	□□□	□□□	□□□	□□□	□□□□□	94.0#	3268	3378	3426	3268	3426	3413	3561	3641	3721	3788	384
		4 Seats, 1 In-Line Table	ST5EAUB/S4/IT1	□□	□□□	□□□	□□□	□□□	□□□□□	105.0#	3356	3501	3565	3356	3565	3546	3747	3851	3958	4046	514
		5 Seats, 0 In-Line Table	ST5EAUB/S5/IT0	□□	□□□			□□□	□□□□□	110.0#	3444	3623	3703	3444	3703	3685	3931	4063	4196	4306	643
	**Upholstered Seat and Back - Arms** • Optional in-line tables • 1 seat, 0 in-line table models must connect to a corner table • Corner table is ordered separately	1 Seat, 0 In-Line Table	ST1AAUB/S1/IT0	□□	□□□			□□□	□□□□□	35.0#	$ 839	$ 875	$ 891	$ 839	$ 891	$ 887	$ 936	$ 960	$ 991	$ 1010	$ 129
ST1UB		1 Seat, 1 In-Line Table	ST2AAUB/S1/IT1	□□	□□□	□□□	□□□	□□□	□□□□□	49.0#	1405	1441	1455	1405	1455	1450	1500	1526	1553	1574	129
ST2UB		2 Seats, 0 In-Line Table	ST2AAUB/S2/IT0	□□	□□□			□□□	□□□□□	60.0#	1584	1657	1688	1584	1688	1679	1779	1832	1885	1930	257
ST3UB		2 Seats, 1 In-Line Table	ST3AAUB/S2/IT1	□□	□□□	□□□	□□□	□□□	□□□□□	74.0#	2242	2314	2362	2242	2362	2354	2454	2503	2560	2601	257
		3 Seats, 0 In-Line Table	ST3AAUB/S3/IT0	□□	□□□			□□□	□□□□□	85.0#	2328	2439	2485	2328	2485	2472	2620	2700	2782	2848	384
		3 Seats, 1 In-Line Table	ST4AAUB/S3/IT1	□□	□□□	□□□	□□□	□□□	□□□□□	99.0#	2991	3095	3144	2991	3144	3131	3280	3360	3438	3504	384
		4 Seats, 0 In-Line Table	ST4AAUB/S4/IT0	□□	□□□			□□□	□□□□□	110.0#	3075	3221	3283	3075	3283	3266	3465	3569	3675	3764	514
		3 Seats, 2 In-Line Tables	ST5AAUB/S3/IT2	□□	□□□	□□□	□□□	□□□	□□□□□	118.0#	3645	3754	3801	3645	3801	3791	3939	4018	4096	4160	384
		4 Seats, 1 In-Line Table	ST5AAUB/S4/IT1	□□	□□□	□□□	□□□	□□□	□□□□□	129.0#	3731	3877	3941	3731	3941	3923	4120	4228	4333	4422	514
		5 Seats, 0 In-Line Table	ST5AAUB/S5/IT0	□□	□□□			□□□	□□□□□	140.0#	3822	4002	4079	3822	4079	4059	4306	4439	4571	4680	643

Ⓐ Ⓑ Ⓒ Ⓓ Ⓔ Ⓕ Ⓖ

HOW TO ORDER

Indicate the following information on order form:
1. Quantity of each item.
2. Model number, including options. See “How To Build a Model Number”.
3. Any special service required.

Note: • The □ indicates that a choice is required.
- The absence of the □ indicates that no choice is required.
- Alpha-numeric characters in place of □ indicate that no other alternatives are available.

HOW TO BUILD A MODEL NUMBER

Ⓐ Select basic model.

Ⓑ Select frame color.
Refer to the **Product Color Options** page in this price list.

Ⓒ Select seat/back color.
Refer to the **Product Color Options** page in this price list.

Ⓓ Select surface finish for table.
Refer to the **Product Color Options** page in this price list.
Surface finish offerings are based on edge style selections.

Ⓔ Select table edge color.
Refer to the **Product Color Options** page in this price list.
Edge color offerings are based on edge style selections.

Ⓕ Select fire code.

NFR	- Compliance to TB 117-2013
FR	- Compliance to TB 133

See pricing column for TB133 upcharge.

Ⓖ Select upholstery grade/color.
Refer to **ki.com/fabrics**

UPHOLSTERY INFORMATION

C.O.M. Upholstery
C.O.M. requirement for 10 chairs or less with upholstered seat or upholstered seat and back is 3/4 yard per chair of 54” wide nondirectional fabric. For orders of 11 or more with upholstered seat and back and for complete information on ordering C.O.M. see “Ordering C.O.M., C.O.V. and C.O.L.” section.

OPTIONS

California TB133 Fire Safety Code
The above seating products can be manufactured using the appropriate flame-retardant materials for compliance to California Technical Bulletin 133. See pricing column for upcharge. Please contact KI customer service for fabric compliance. No additional lead time.

SPECIAL SERVICES

Special Carton Marking

With specially marked information	N/C

Shipping
Ships **knocked down, FOB Green Bay, WI 54302, freight prepaid.** Freight class 70.

Specifications and prices are subject to change without prior notice.

Strive® Tandem Seating

	MODEL	Features	MODEL NUMBER: Basic Model	Frame Color	Surface Finish	Edge Color	Approx. Packaged Weight	Delivered Pricing
 MSCT	**Corner Table** • Number of tables per arrangement • Plastic laminate with vinyl bullnose edge • For mounting modular units at a 90° angle • Two required for U-shaped configuration • One required for L-shaped configuration	Connects 2 units	TCT	☐☐	☐☐☐	☐☐☐	0.0#	$ 760
HRDPT	**Back Ganging Bar** • Connects 2 units back-to-back • Powder coated to match base • Sold in pairs		DOP.GANG	☐☐			8.0#	$ 254
			Ⓐ	Ⓑ	Ⓒ	Ⓓ		

HOW TO ORDER

Indicate the following information on order form:
1. Quantity of each item.
2. Model number, including options. See “How To Build a Model Number”.
3. Any special service required.

Note: • The ☐ indicates that a choice is required.
- The absence of the ☐ indicates that no choice is required.
- Alpha-numeric characters in place of ☐ indicate that no other alternatives are available.

HOW TO BUILD A MODEL NUMBER

Ⓐ Select basic model.

Ⓑ Select frame color.
Refer to the **Product Color Options** page in this price list.

Ⓒ Select surface finish for table.
Refer to the **Product Color Options** page in this price list.

Ⓓ Select table edge color.
Refer to the **Product Color Options** page in this price list.

UPHOLSTERY INFORMATION

C.O.M. Upholstery
C.O.M. requirement for 10 chairs or less with upholstered seat or upholstered seat and back is 3/4 yard per chair of 54” wide nondirectional fabric. For orders of 11 or more with upholstered seat and back and for complete information on ordering C.O.M. see “Ordering C.O.M., C.O.V. and C.O.L.” section.

OPTIONS

California TB133 Fire Safety Code
The above seating products can be manufactured using the appropriate flame-retardant materials for compliance to California Technical Bulletin 133. See pricing column for upcharge. Please contact KI customer service for fabric compliance. No additional lead time.

SPECIAL SERVICES

Special Carton Marking

With specially marked information	N/C

Shipping
Ships **knocked down, FOB Green Bay, WI 54302, freight prepaid.** Freight class 70.

Specifications and prices are subject to change without prior notice.

Strive® Task Seating
General Information



Task Cantilever Armchair



Armless Task Stool



ChangeUp Tablet Arm Task Chair

Features			
Comfort Tilt Mechanism option	•		
Poly, upholstered seat, or upholstered seat/back	•	•	•
Flex back	•	•	
General Dimensions			
Seat width	18"	18"	18"
Seat depth	18"	18"	18"
Seat height (upholstered - add 1")	17-1/4" - 22-1/4"	22-1/4" - 32-1/2"	17-1/4" - 22-1/4"
Overall Dimensions			
Width	27-1/2"	27-1/2"	29-1/2"
Depth	27-1/2"	27-1/2"	31" - 35-1/4"
Height	32-3/4" - 37-3/4"	37-3/4" - 48"	32-3/4" - 37-3/4"
Arms to floor	26" - 31"		27" - 33"

Backrest
Injection-molded polypropylene with integral steel cantilever springs. The combination of the slotted polypropylene back and the spring steel provides a supportive flexing back. Springs are nominal 4.5 mm diameter chrome silicon valve spring wire.

Seat and Shroud
Injection-molded polypropylene, attached directly to the structure.

Optional Upholstered Seat
Molded urethane foam is attached to an injection-molded polypropylene seat board, then upholstered using a draw-string process. The assembled seat pad is attached to the seat by means of hidden fasteners. Note: Upholstered seat is required with translucent poly backs.

Optional Upholstered Back
A $^{1}/_{2}$" thick urethane foam is attached to an injection-molded polypropylene back board, then upholstered using a draw-string process. The assembled back pad is attached to the back by means of fasteners, which are exposed and are color-matched to the polypropylene.

Underseat Structure
Support structure is 13-gauge steel die-formed, welded to a 1" O.D. by 14-gauge tubular steel cross member.

Frame Finishes
Baked-on electrostatically-applied 30-degree gloss epoxy powder-coat paint.

Base
Injection-molded, glass-reinforced nylon 5-blade base (black or warm grey for task chair and stool). Casters have high-impact thermoplastic double-wheels. A single control paddle under the seat operates the height-adjusting pneumatic cylinder.

Casters
Casters are double-wheel (60 mm) high-impact thermoplastic. High-impact plastic frame. Casters are monochromatic with base. Carpet or hard floor casters are offered. Hard floor casters are black only.

INFORMATION

C.O.M. Testing and Production Requirements
Not all materials are suitable for upholstering this product. A 1 yd. x 54" sample must be submitted and approved prior to acceptance of an order. If the fabric is directional in pattern or weave, the direction must be indicated on the submitted sample, and additional yardage may be requested.

Test samples must be sent to:

KI
Attn: C.O.M. Specialist
1687 Westminster Drive - Gate 3
Green Bay, WI 54302

Fabric Disclaimer
Fabric will be applied as swatched by the fabric manufacturer. Fabric that is required to be applied differently than is swatched will need a Product Modification Request written specifying the direction the fabric is to be applied.

Task chairs and task stools ship knock-down. Minimal assembly is required.

KI Color Match Program
KI offers the additional option of color matching paint, polypropylene, or wood stain through Product Modification Requests. Contact Customer Service for details.

Whatever you imagine, whatever you require, KI's Color Match program lets you pick your color!

Color Match Process - Poly Seating Information can be found here.

INFORMATION

Warranty
Refer to KI Terms & Conditions document or visit ki.com

Strive® Task Seating
General Information

Arms
When equipped with optional cantilever arms, the supporting structure is 7/8" O.D. by 13-gauge tubular steel, welded directly to the seat support structure, and matching the seat and back color. The armcaps are injection-molded glass filled polypropylene, matching the seat and back color (when back is Diamond translucent, armcaps are Light Tone; when back is Pewter translucent, armcaps are Flannel; when back is Bronze translucent, armcaps are Chocolate). The armcaps are attached to the steel structure by means of screws.

Task Stool
In addition to the standard-height task chair, a stool-height version is available. Task stools are equipped with a pneumatic cylinder, allowing adjustment of seat heights from 22" to 32 1/2". The 18" diameter, adjustable-height foot ring is made of die-cast aluminum with a chrome-plated tubular steel ring and black "spokes". Stools are only offered with black or warm grey bases. The cylinders are available in black only.

Comfort-Tilt Mechanism
Optional comfort-tilt mechanism is comprised of a die-cast aluminum main housing and a steel mounting plate, with four internal steel coil compression springs. The mechanism provides 7-degrees of rearward tilt and 4-degrees of forward tilt. The tilt resistance is not adjustable. A single lever allows for seat-height adjustment.

ChangeUp™ Tablet Arm
ChangeUp tablet support is integral to the chair frame and consists of a 7/8" diameter solid steel rod welded to the front and rear support tubes. A three-piece molded plastic armrest is included and attached to the chair frame using a #10 x 2 1/2" Phillips pan head tapping screw.

The tablet mechanism consists a die-cast aluminum housing, upper and lower plastic bearings, and 11-gauge steel clamp and tablet board support plates. The tablet mechanism is clamped onto the chair frame over two plastic bushing halves and a 5/16" diameter by 1 3/4" hardened steel pin with a die-cast aluminum cap secured with two 1/4-20 x 3/4" button socket head cap screws. The pin creates a solid 90° up/down pivot stop and the bushings provide a smooth, quiet operation. In the use position, the tablet mechanism rotates outward from the chair back an additional 20° and permits approximately 3 1/2" of adjustment for ingress/egress without stowing the tablet.

The tablet worksurface is 21" wide by 13 1/2" deep (235 square inches) is secured to the tablet board support plate with twelve #12 x 5/8" Phillips flat head tapping screws. The tablet board is made of 18 mm Baltic Birch plywood with .040" high-pressure laminate top surface and .02" thick phenolic backer surface for an overall board thickness of approximately 3/4". Edges are lacquered with a clear finish and sealed. The factory installed tablet assembly is not field installable and may not be removed.

Compliance
Support frame, mechanism and worksurface passes KI's internal testing for 250-pound weight capacity.

Strive Task ChangeUp Tablet Armchair



SPDCUTAPRH



SPDCUTAUBRH

Strive Task ChangeUp Tablet Armchair

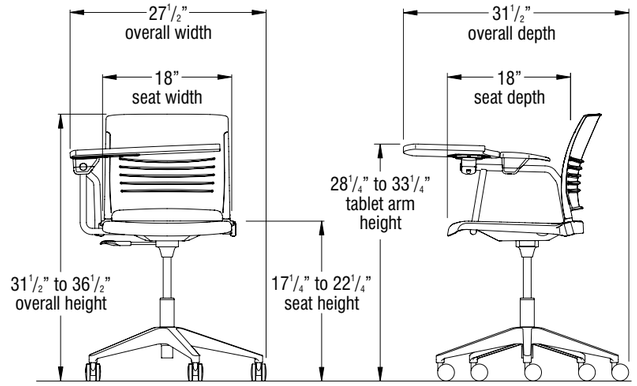

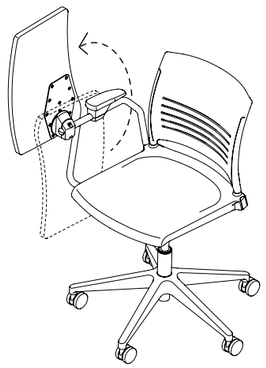

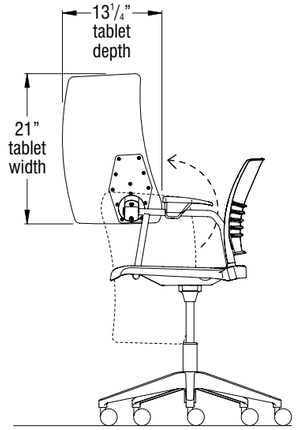

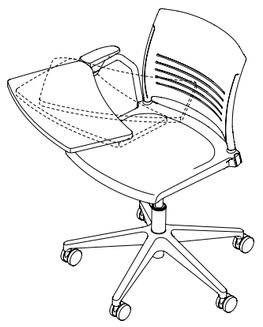

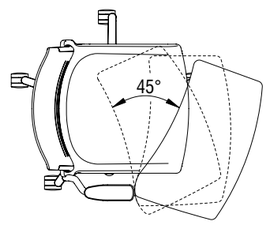

Strive Task Armless Chair



SPDNAP SPDNAU SPDNAUB

Strive Task Cantilever Armchair



SPDCAP SPDCAU SPDCAUB

Strive Task Armless Chair with Comfort-Tilt Option



SMTNAP SMTNAU SMTNAUB

Strive Task Cantilever Armchair with Comfort-Tilt Option



SMTCAP SMTCAU SMTCAUB

Strive Task Cantilever Armchair

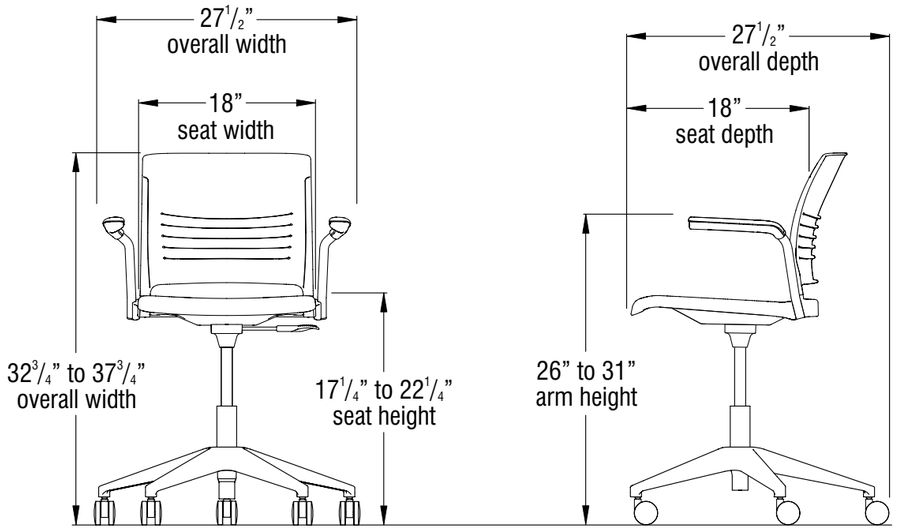

Strive Task Armless Chair with Comfort-Tilt Option

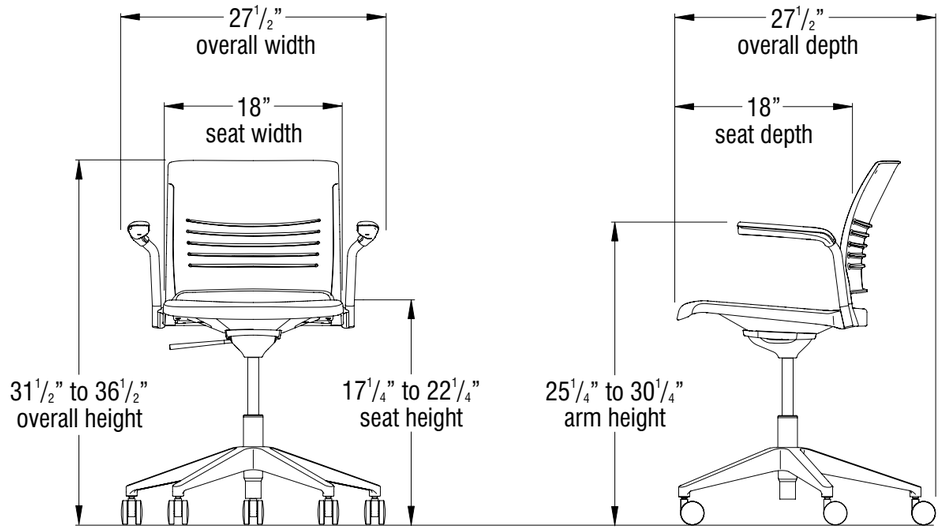

Strive® Task Seating
General Information

Strive Task Armless Stool



SPSNAP



SPSNAU



SPSNAUB

Strive Task Cantilever Arm Stool



SPSCAP



SPSCAU



SPSCAUB

Strive Task Cantilever Arm Stool

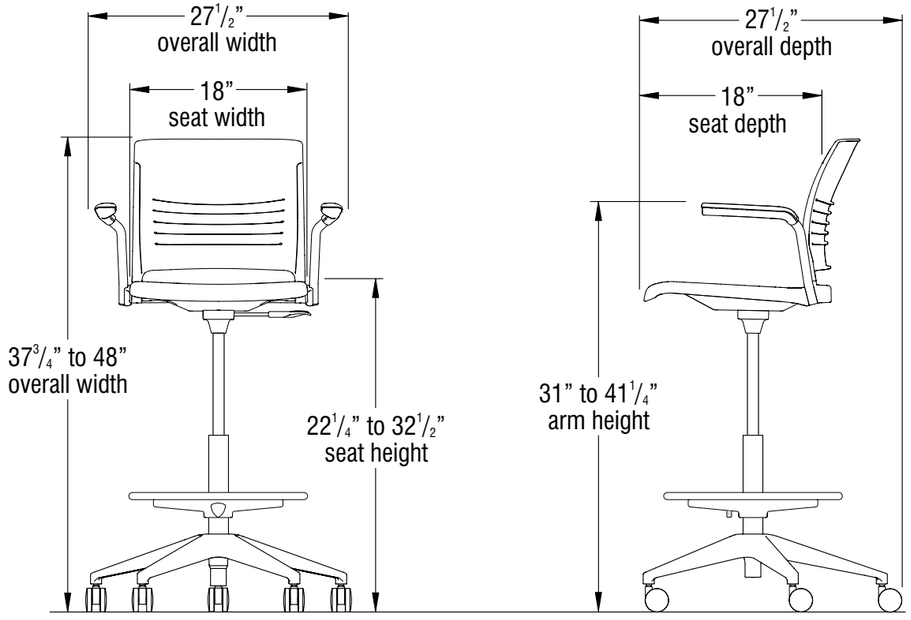

Strive® Task Seating
Product Color Options

Strive® Task Seating
Product Color Options

Base/Caster Color

Black	BL
Warm Grey	WG

Hard floor casters are black only.

Base color selection for black includes; black base, black cylinder and black carpet or hard floor casters.

Base color selection for warm grey includes; warm grey base, warm grey cylinder and warm grey carpet casters (hard floor casters not available in warm grey.

Stool cylinder is always black.

Shell Color - Polypropylene
Non-Flame Retardant

Black	PBL
Blue Grey	PGR
Cayenne	PCY
Cool Grey	PCG
Cottonwood	PCO
Diamond Translucent	PDT
Earthen Clay	PEY
Everglade Shade	PEV
Flannel	PFN
Hazy Jade	PHJ
Honey Bee	PHY
Light Tone	PLG
Mardi Gras	PMG
Misty Brown	PMY
Nemo	PNE
Nordic	PND
Pewter Translucent	PPT
Poppy Red	PPR
Purple Haze	PPH
Rubber Ducky	PRK
Sand	PSA
Sky Blue	PSK
Surf's Up	PSP
Twilight Shadow	PTI
Ultra Blue	PUB
Warm Grey	PWG
Zesty Lime	PZL

Diamond Translucent and Pewter Translucent are only available on upholstered seat models.

Shell Color - Polypropylene
Flame Retardant

Black	PBL

The above seating product can be manufactured using the appropriate flame-retardant materials for compliance to California Technical Bulletin 133.

Steel tube arm support and armcaps will match poly seat and back.

*NOTE: When FR upholstery is selected, FR poly (black only) must be selected. NFR poly is not available with FR upholstery.

Tablet Arm Color - Laminate

Belair	LBQ
Biltmore Cherry	LBT
Black	LBK
Brighton Walnut	LBW
Canyon Zephyr	LCA
Castle Oak	LCO
Casual Linen	LCU
Cherry Storm	LCX
Classic Linen	LCI
Cloud Zephyr	LCL
Cocobala	LCC
Crisp Linen	LRI
Desert Zephyr	LDZ
Dove Grey	LDG
Fired Steel	LIL
Flax Linen	LXF
Florence Walnut	LFC
Forged Steel	LOL
Friston Ash	LFH
Frosty White	LFW
Graphite Nebula	LGN
Grey	LGE
High Rise	LHE
Hollyberry	LHY
Irish Linen	LIH
Island	LID
Italian Silver Ash	LIT
Kensington Maple	LKM
Lapis Blue	LLB
Markerboard White	LMK
Misted Zephyr	LMR
Monticello Maple	LMT
Nickel Evolv	LNV
North Sea	LNA
Ocean	LON
Pearl Bisque	LPB
Pearl Silver	LPS
Pressed Linen	LPR
River Cherry	LRY
Rugged Linen	LRG
Satin Stainless	LSS
Shadow Zephyr	LSR
Silicon evolv	LSV
Sterling Ash	LAZ
Tailored Linen	LTL
Titanium evolv	LTV
White Nebula	LWL
White Sand	LWN
Windsor Mahogany	LWY

Strive® Task Seating
Chairs

Strive® Task Seating
Chairs

	MODEL	Features	MODEL NUMBER: Basic Model	Base Color Ⓑ	Fire Code Ⓒ	Poly Seat/ Back Color Ⓓ	Casters Ⓔ	Upholstery Color Ⓕ	Approx. Packaged Weight	Delivered Pricing Unupholstered	Delivered Pricing Fabric Grade 1 & C.O.M.	Delivered Pricing Fabric Grade 2	Delivered Pricing Fabric Grade 3	Delivered Pricing C.O.V.	Delivered Pricing Vinyl Group 2V	Delivered Pricing Pallas Fabric Group P0	Delivered Pricing Pallas Fabric Group P1	Delivered Pricing Pallas Fabric Group P2	Delivered Pricing Pallas Fabric Group P3	Delivered Pricing Pallas Fabric Group P4
	**Task Armless Chair** • Flex back	Polypropylene	SPDNAP	☐☐	☐☐☐	☐☐☐	☐		32.0#	$ 430										
		Upholstered Seat	SPDNAU	☐☐	☐☐☐	☐☐☐	☐	☐☐☐☐☐	35.0#	N/A	515	552	570	515	570	567	617	645	673	697
		Upholstered Seat/Back	SPDNAUB	☐☐	☐☐☐	☐☐☐	☐	☐☐☐☐☐	35.0#	N/A	584	622	640	584	640	639	688	715	743	767
	SPDP																			
	SPDU																			
	SPDUB																			
	**Task Cantilever Armchair** • Flex back	Polypropylene	SPDCAP	☐☐	☐☐☐	☐☐☐	☐		35.0#	$ 511										
		Upholstered Seat	SPDCAU	☐☐	☐☐☐	☐☐☐	☐	☐☐☐☐☐	38.0#	N/A	593	631	648	593	648	646	696	721	750	773
		Upholstered Seat/Back	SPDCAUB	☐☐	☐☐☐	☐☐☐	☐	☐☐☐☐☐	38.0#	N/A	662	698	717	662	717	716	766	793	819	842
	SPDP																			
	SPDU																			
	SPDUB																			

Ⓐ Ⓑ Ⓒ Ⓓ Ⓔ Ⓕ

HOW TO ORDER

Indicate the following information on order form:
1. Quantity of each item.
2. Model number, including options. See "How To Build a Model Number".
3. Any special service required.

Note: • The ☐ indicates that a choice is required.
- The absence of the ☐ indicates that no choice is required.
- Alpha-numeric characters in place of ☐ indicate that no other alternatives are available.

HOW TO BUILD A MODEL NUMBER

Ⓐ Select basic model.

Ⓑ Select base color.
Refer to the **Product Color Options** page in this price list.
Includes base, cylinder, and carpet casters (hard floor casters are always black).

Ⓒ Select fire code.

FR	- Compliance to TB 133
NFR	- Compliance to TB 117-2013

Ⓓ Select poly seat and back color.
Refer to the **Product Color Options** page in this price list.

Ⓔ Select caster option.

S	- Hard floor casters (black only)
C	- Carpet casters

Ⓕ Select upholstery grade/color.
Refer to **ki.com/fabrics**

OPTIONS

California TB133 Fire Safety Code
For California Technical Bulletin 133 compliant models, add the following upcharge:

Model=Polypropylene
Added List Price=$13

Model=Upholstered Seat
Added List Price=$91

Model=Upholstered Seat and Back
Added List Price=$129

UPHOLSTERY INFORMATION

C.O.M. Upholstery
C.O.M. requirement for 10 chairs or less with upholstered seat or upholstered seat and back is 3/4 yard per chair of 54" wide nondirectional fabric. For orders of 11 or more with upholstered seat and back and for complete information on ordering C.O.M. see "Ordering C.O.M., C.O.V. and C.O.L." section.

SPECIAL SERVICES

Special Carton Marking

With specially marked information	N/C

Shipping
Ships **knocked down, FOB Green Bay, WI 54302, freight prepaid.** Freight class 100.

Specifications and prices are subject to change without prior notice.

Strive® Task Seating
Chairs

Strive® Task Seating
Chairs

	MODEL	Features	MODEL NUMBER: Basic Model	Base Color	Fire Code	Poly Seat/ Back Color	Casters	Upholstery Color	Approx. Packaged Weight	Delivered Pricing Unupholstered	Delivered Pricing Fabric Grade 1 & C.O.M.	Delivered Pricing Fabric Grade 2	Delivered Pricing Fabric Grade 3	Delivered Pricing C.O.V.	Delivered Pricing Vinyl Group 2V	Delivered Pricing Pallas Fabric Group P0	Delivered Pricing Pallas Fabric Group P1	Delivered Pricing Pallas Fabric Group P2	Delivered Pricing Pallas Fabric Group P3	Delivered Pricing Pallas Fabric Group P4
	**Task Armless Chair, Comfort Tilt Mechanism** • Flex back	Polypropylene	SMTNAP	□□	□□□	□□□	□		32.0#	$ 523										
		Upholstered Seat	SMTNAU	□□	□□□	□□□	□	□□□□□	35.0#	N/A	609	645	663	609	663	660	710	738	767	789
		Upholstered Seat/Back	SMTNAUB	□□	□□□	□□□	□	□□□□□	35.0#	N/A	676	715	733	676	733	732	781	808	836	860
SMTP																				
SMTU																				
SMTUB																				
	**Task Cantilever Arm Chair, Comfort Tilt Mechanism** • Flex back	Polypropylene	SMTCAP	□□	□□□	□□□	□		32.0#	$ 603										
		Upholstered Seat	SMTCAU	□□	□□□	□□□	□	□□□□□	35.0#	N/A	686	723	741	686	741	740	788	814	842	866
		Upholstered Seat/Back	SMTCAUB	□□	□□□	□□□	□	□□□□□	35.0#	N/A	755	791	810	755	810	809	859	886	912	912
SMTP																				
SMTU																				
SMTUB																				
			Ⓐ	Ⓑ	Ⓒ	Ⓓ	Ⓔ	Ⓕ												

HOW TO ORDER

Indicate the following information on order form:
1. Quantity of each item.
2. Model number, including options. See “How To Build a Model Number”.
3. Any special service required.

Note: • The □ indicates that a choice is required.
- The absence of the □ indicates that no choice is required.
- Alpha-numeric characters in place of □ indicate that no other alternatives are available.

HOW TO BUILD A MODEL NUMBER

Ⓐ Select basic model.

Ⓑ Select base color.
Refer to the **Product Color Options** page in this price list.
Includes base, cylinder, and carpet casters (hard floor casters are always black).

Ⓒ Select fire code.

FR	- Compliance to TB 133
NFR	- Compliance to TB 117-2013

Ⓓ Select poly seat and back color.
Refer to the **Product Color Options** page in this price list.

Ⓔ Select caster option.

S	- Hard floor casters (black only)
C	- Carpet casters

Ⓕ Select upholstery grade/color.
Refer to **ki.com/fabrics**

OPTIONS

California TB133 Fire Safety Code
For California Technical Bulletin 133 compliant models, add the following upcharge:

Model=Polypropylene
Added List Price=$13

Model=Upholstered Seat
Added List Price=$91

Model=Upholstered Seat and Back
Added List Price=$129

UPHOLSTERY INFORMATION

C.O.M. Upholstery
C.O.M. requirement for 10 chairs or less with upholstered seat or upholstered seat and back is 3/4 yard per chair of 54” wide nondirectional fabric. For orders of 11 or more with upholstered seat and back and for complete information on ordering C.O.M. see “Ordering C.O.M., C.O.V. and C.O.L.” section.

SPECIAL SERVICES

Special Carton Marking

With specially marked information	N/C

Shipping
Ships **knocked down, FOB Green Bay, WI 54302, freight prepaid.** Freight class 100.

Specifications and prices are subject to change without prior notice.

Strive® Task Seating
Chairs

Strive® Task Seating
Chairs



SPDP
SPDU
SPDUB

Task ChangeUp Tablet Arm Chair

- Flexing Back
- Large work surface (21"W x 13.3"D)
- Work surface flips and folds
- Work surface has 20 degrees of ingress/egress movement
- Work surface rated to 250 pounds
- Chair rated to 400 pounds

	Features	MODEL NUMBER Basic Model Ⓐ	Base Color Ⓑ	Fire Code Ⓒ	Seat & Back Color Ⓓ	Casters Ⓔ	Tablet Arm Color Ⓕ	Upholstery Color Ⓖ	Approx. Packaged Weight	Delivered Pricing Unupholstered	Delivered Pricing Fabric Grade 1 & C.O.M.	Delivered Pricing Fabric Grade 2	Delivered Pricing Fabric Grade 3	Delivered Pricing C.O.V.	Delivered Pricing Vinyl Group 2V	Delivered Pricing Pallas Fabric Group P0	Delivered Pricing Pallas Fabric Group P1	Delivered Pricing Pallas Fabric Group P2	Delivered Pricing Pallas Fabric Group P3
	Polypropylene, Left Hand	SPDCUTAPLH	□□	□□□	□□□	□	□□□		43.0#	$ 900									
	Polypropylene, Right Hand	SPDCUTAPRH	□□	□□□	□□□	□	□□□		43.0#	900									
	Upholstered Seat, Left Hand	SPDCUTAULH	□□	□□□	□□□	□	□□□	□□□□□	45.5#	N/A	985	1022	1039	985	1039	1037	1086	1115	1143
	Upholstered Seat, Right Hand	SPDCUTAURH	□□	□□□	□□□	□	□□□	□□□□□	45.5#	N/A	985	1022	1039	985	1039	1037	1086	1115	1143
	Upholstered Seat/Back, Left Hand	SPDCUTAUBLH	□□	□□□	□□□	□	□□□	□□□□□	46.7#	N/A	1054	1091	1110	1054	1110	1109	1157	1185	1213
	Upholstered Seat/Back, Right Hand	SPDCUTAUBRH	□□	□□□	□□□	□	□□□	□□□□□	46.7#	N/A	1054	1091	1110	1054	1110	1109	1157	1185	1213

HOW TO ORDER

Indicate the following information on order form:
1. Quantity of each item.
2. Model number, including options. See "How To Build a Model Number".
3. Any special service required.

Note: • The □ indicates that a choice is required.
• The absence of the □ indicates that no choice is required.
• Alpha-numeric characters in place of □ indicate that no other alternatives are available.

HOW TO BUILD A MODEL NUMBER

Ⓐ Select basic model.

Ⓑ Select base color.
Refer to the **Product Color Options** page in this price list.

Ⓒ Select fire code.

FR	- Compliance to TB 133
NFR	- Compliance to TB 117-2013

See Upholstery Information for TB133 upcharge.

Ⓓ Select poly seat and back color.
Refer to the **Product Color Options** page in this price list.

Ⓔ Select casters.

S	- Hard floor casters (black only)
C	- Carpet casters

Ⓕ Select tablet arm color.
Refer to the **Product Color Options** page in this price list.

Ⓖ Select upholstery grade/color.
Refer to **ki.com/fabrics**

OPTIONS

California TB133 Fire Safety Code
For California Technical Bulletin 133 compliant models, add the following upcharge:

Model=Polypropylene
Added List Price=$13

Model=Upholstered Seat
Added List Price=$91

Model=Upholstered Seat and Back
Added List Price=$129

UPHOLSTERY INFORMATION

C.O.M. Upholstery
C.O.M. requirement for 10 chairs or less with upholstered seat or upholstered seat and back is 3/4 yard per chair of 54" wide nondirectional fabric. For orders of 11 or more with upholstered seat and back and for complete information on ordering C.O.M. see "Ordering C.O.M., C.O.V. and C.O.L." section.

SPECIAL SERVICES

Special Carton Marking

With specially marked information	N/C

Shipping
Ships **knocked down, FOB Green Bay, WI 54302, freight prepaid.** Freight class 100.

Specifications and prices are subject to change without prior notice.

Strive® Task Seating
Stools

Strive® Task Seating
Stools

	MODEL	Features	MODEL NUMBER: Basic Model	Base Color Ⓐ	Fire Code Ⓒ	Poly Seat/ Back Color Ⓓ	Casters Ⓔ	Upholstery Color Ⓕ	Approx. Packaged Weight	Delivered Pricing Unupholstered	Delivered Pricing Fabric Grade 1 & C.O.M.	Delivered Pricing Fabric Grade 2	Delivered Pricing Fabric Grade 3	Delivered Pricing C.O.V.	Delivered Pricing Vinyl Group 2V	Delivered Pricing Pallas Fabric Group P0	Delivered Pricing Pallas Fabric Group P1	Delivered Pricing Pallas Fabric Group P2	Delivered Pricing Pallas Fabric Group P3	Delivered Pricing Pallas Fabric Group P4
	**Task Armless Stool** • Flex back	Polypropylene	SPSNAP	☐☐	☐☐☐	☐☐☐	☐		37.0#	$ 552										
		Upholstered Seat	SPSNAU	☐☐	☐☐☐	☐☐☐	☐	☐☐☐☐☐	39.0#	N/A	638	673	692	638	692	689	738	768	795	814
		Upholstered Seat/Back	SPSNAUB	☐☐	☐☐☐	☐☐☐	☐	☐☐☐☐☐	39.0#	N/A	705	743	761	705	761	759	808	837	865	886
SPSP																				
SPSU																				
SPSUB																				
	**Task Cantilever Arm Stool** • Flex back	Polypropylene	SPSCAP	☐☐	☐☐☐	☐☐☐	☐		39.0#	$ 631										
		Upholstered Seat	SPSCAU	☐☐	☐☐☐	☐☐☐	☐	☐☐☐☐☐	41.0#	N/A	715	750	769	715	769	766	813	842	872	894
		Upholstered Seat/Back	SPSCAUB	☐☐	☐☐☐	☐☐☐	☐	☐☐☐☐☐	41.0#	N/A	783	819	838	783	838	835	883	913	940	962
SPSP																				
SPSU																				
SPSUB																				

Ⓐ Ⓑ Ⓒ Ⓓ Ⓔ Ⓕ

HOW TO ORDER

Indicate the following information on order form:
1. Quantity of each item.
2. Model number, including options. See "How To Build a Model Number".
3. Any special service required.

Note: • The ☐ indicates that a choice is required.
- The absence of the ☐ indicates that no choice is required.
- Alpha-numeric characters in place of ☐ indicate that no other alternatives are available.

HOW TO BUILD A MODEL NUMBER

Ⓐ Select basic model.

Ⓑ Select frame color.
Refer to the **Product Color Options** page in this price list.
Includes base, cylinder, and carpet casters (hard floor casters are always black).

Ⓒ Select fire code.

NFR	- Compliance to TB 117-2013
FR	- Compliance to TB 133

Ⓓ Select poly seat and back color.
Refer to the **Product Color Options** page in this price list.

Ⓔ Select caster option.

S	- Hard floor casters (black only)
C	- Carpet casters

Ⓕ Select upholstery grade/color.
Refer to **ki.com/fabrics**

OPTIONS

California TB133 Fire Safety Code
For California Technical Bulletin 133 compliant models, add the following upcharge:

Model=Polypropylene
Added List Price=$13

Model=Upholstered Seat
Added List Price=$91

Model=Upholstered Seat and Back
Added List Price=$129

UPHOLSTERY INFORMATION

C.O.M. Upholstery
C.O.M. requirement for 10 chairs or less with upholstered seat or upholstered seat and back is 3/4 yard per chair of 54" wide nondirectional fabric. For orders of 11 or more with upholstered seat and back and for complete information on ordering C.O.M. see "Ordering C.O.M., C.O.V. and C.O.L." section.

SPECIAL SERVICES

Special Carton Marking

With specially marked information	N/C

Shipping
Ships **knocked down, FOB Green Bay, WI 54302, freight prepaid.** Freight class 100.

Specifications and prices are subject to change without prior notice.

1330 Bellevue Street
P.O. Box 8100
Green Bay, WI 54308-8100
800.424.2432
ki.com

KI and Furnishing Knowledge are registered
trademarks of Krueger International, Inc.

© 2020 Krueger International, Inc.
All Rights Reserved.
Code KI-PLW-000425/KI/PDF

Furnishing Knowledge®

SWAY® LOUNGE FURNITURE

PRICE LIST
September 23, 2015
Updated October 3, 2021

800.424.2432

Contents

Refer to KI Terms & Conditions document or visit ki.com.

Contents

Refer to KI Terms & Conditions document or visit ki.com.

Ordering C.O.M., C.O.L., and C.O.V.

Ordering C.O.M., C.O.L., and C.O.V. and Shipping Location 3

Sway®

General Information 4
Product Color Options 6
Lobby and Lounge Seating 7
Replacements 10

How to Specify C.O.M. Upholstery
Textile designs often have intricate patterns. Not all individuals will interpret fabric direction in the same manner.

As a standard procedure, KI cuts fabrics off the roll in a horizontal fashion as shown in Diagram A at the right. By cutting in this fashion, most waste is eliminated. Our requirements for yardage in this book are based on this type of cutting. When directional or patterned fabrics are used, they often require more yardage than solid colors.

By providing KI with a completely filled-out copy of the form on this page, we will be able to expedite your order. We find it particularly helpful with directional or patterned upholstery material. It is critical that copies of this form accompany test quantities as well as production quantities of C.O.M.

C.O.M. must be supplied in continuous yardage.

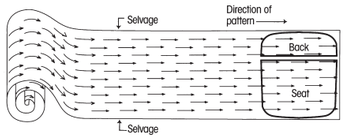

C.O.M., C.O.L. and C.O.V. Testing
KI will require for testing actual yardage to upholster one chair. The testing requirements depend on which chair you have selected on your order.

Test samples will be applied to the order and will be held for 6 months if needed. After 6 months, the sample can no longer be applied to your order. For all products to be tested, send test samples for approval to:

KI
Attn: C.O.M. Specialist
1687 Westminster Drive, Gate 3
Green Bay WI 54302

To expedite the procedure, attach a copy of the "C.O.M. Information Form" on this page.

All C.O.M., C.O.L. and C.O.V. must be labeled with the purchase order number.

C.O.M., C.O.L. and C.O.V. Production
Customer's fabrics and leathers must be approved prior to acceptance for production. Upon test approval, a 1' square sample swatch of upholstery material must accompany the order. KI assumes no responsibility for wear, defects or performance of customer's own fabrics, vinyl or leather. C.O.M., C.O.L. and C.O.V. orders are available on a deferred delivery basis.

Orders for production of C.O.M., C.O.L. and C.O.V. upholstered products are not scheduled for processing until upholstery material is received. Upon receipt, KI will provide an acknowledgement and an estimated shipping date.

KI recommends that leather be ordered in yardage. Leather must be usable. The outer edges cannot be calculated as square feet or yardage.

The C.O.M., C.O.L. and C.O.V. yardage requirements accompanying products in the pricing section are for 10 chairs/seats or less, 54" wide nondirectional material. On larger orders, less material is required.

For exact production yardage requirements, call 1-800-424-2432, ext. 2707.

C.O.M., C.O.L. and C.O.V. Order Processing
For products shipped from Green Bay, WI facility, ship upholstery material to:

KI
Attn: C.O.M. Storage
1687 Westminster Drive, Gate 3
Green Bay, WI 54302

T

For products shipped from Bonduel, WI facility, ship material to:

KI
Attn: C.O.M. Storage
204 West South Street
Bonduel, WI 54107

For products shipped from Ontario, CA facility, ship material to:

Avail/Impress/Kismet/Medical & Laboratory Stools/Pilot
Attn: C.O.M. Storage
1110 S. Mildred Ave.
Ontario, CA 91761

Intricate Patterns
In the event of specific requirements for positioning of intricate patterns or pattern repeats on seats and backrests, provide a sketch noting requirements, as in Diagram B, along with materials for testing, and with the order.

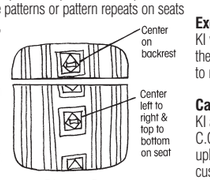

Diagram B

Treated Materials
If C.O.M. requires processing such as Scotchgard® or acrylic backing, it often shrinks. To prevent delays in delivery or back ordering due to shrinkage, please have your processor remeasure after processing and assure adequate yardage shipment.

Split Orders
If a portion of the shipment which does not require C.O.M., C.O.L. or C.O.M. applications is to be processed and shipped early, KI will enter the order immediately at your request. These split shipments are subject to minimum order changes.

Contact the C.O.M. Specialist at 1-800-424-2432, ext. 2707, with questions or to verify a split order.

Excess Upholstery Material
KI will dispose of excess upholstery material at the time of shipment unless expressly requested to return it with the product shipment.

Cancelled or Changed Orders
KI assumes no responsibility for extra C.O.M., C.O.L. or C.O.V. material due to a change of upholstery or cancellation of an order. It is the customer's responsibility to arrange for return of this material.

C.O.M., C.O.L and C.O.V. Information Form

A copy of this form should accompany test requests and production orders. Please fill it out completely, and, if your order has been acknowledged, provide the acknowledgement number.

Purchasing Agent (Dealer or buying organization)

Attention

Address

City State Zip

Project Name

Type of seating and number of units of each type

Please see information below and check the appropriate box.

☐ Submitted for testing.

Purchase Order Number

☐ Test approved. Submitted for production.

KI Acknowledgement Number

In all instances, send this form to the C.O.M. Specialist.

☐ A Selvage Top and Bottom



☐ B Selvage Side and Side



Ordering COM, COL and COV
Information

C.O.M. SHIPPING LOCATION

Architectural Walls
- Evoke ..... MN
- Genius Walls ..... MN

Casegoods
- Aristotle Tackboards ..... MN
- Likha Tackboards ..... MN

Classroom Furniture
- Intellect Wave Chairs ..... GB
- Learn2 ..... GB
- Ruckus ..... GB

Desking
- 700 Series Desking ..... KP
- Balance Overheads ..... MN
- Genesis Desking ..... MN
- True Desking ..... KP
- Universal Overheads ..... MN
- WorkZone Desking ..... MN

Files & Storage
- 700 Series Pedestal Cushion ..... GB
- Connection Zone Pads ..... BW
- U-Series Pedestal Cushion ..... GB
- Tattoo ..... BW

Fixed Seating
- Concerto Auditorium Seating ..... BW
- Single Pedestal Seating ..... GB
- Jury Base Seating ..... GB
- Lancaster Auditorium Seating ..... BW
- Sequence Seating ..... GB
- University Seating ..... GB

Panel Systems
- All Terrain ..... KP
- Balance Overheads ..... MN
- System 3000 ..... MN
- Universal Overheads ..... MN
- Wireworks ..... MN
- Unite ..... MN

Residence Hall Furniture
- RoomScape Furniture ..... MN

Screens
- All Terrain ..... KP
- Connection Zone ..... BW
- True/Volition ..... KP
- Genesis ..... KP
- Tattoo ..... MN
- Universal ..... BW

Seating
- 400 Series Folding Chairs ..... BW
- 600 Series Folding Chairs ..... BW
- 600 Series Stools ..... BW
- Affina Collection ..... HN
- Altus Task Chairs ..... GB
- Apply Stack Chairs ..... GB
- Auditorium Folding Chairs ..... BW
- Calida Lounge Seating ..... HN
- Diem Task Chairs ..... OM
- Doni Collection ..... GB
- FourC Seating ..... GB
- Gladly Lounge Seating ..... VQ
- Grazie Seating ..... GB
- Hiatus Sleeper Bench ..... HN
- Hub Modular Lounge Seating ..... HN
- Impress Task Chairs ..... OM
- Impress Ultra Task Chairs ..... OM
- Jessa Lounge Seating ..... HN
- Jubilee Lounge Seating ..... VQ
- Katera Guest Chair ..... GB
- Kurv Benches ..... HN
- LaResta Day Beds ..... HN
- LimeLite ..... GB
- Lyra Lounge Seating ..... HN
- Maestro Stack Chairs ..... GB
- Matrix Stack Chairs ..... GB
- Medical & Laboratory Stools ..... OM
- MyPlace Lounge Seating ..... HN
- MyWay Seating ..... HN
- Oath Task Chairs and Stools ..... GB
- Opt4 ..... GB
- Pilot Task Chairs ..... OM
- Promenade Seating System ..... BW
- Ruckus ..... GB
- Sela Lounge Seating ..... HN
- Sift Task Chairs ..... GB
- Signia Task Chairs and Stools ..... OM
- Soltice Metal Collection ..... HN
- Soltice Multiple, Healthcare & Guest ..... HN
- Soltice II Healthcare Seating ..... HN
- Strive Multiple, Stack & Task ..... GB
- Sway ..... BW
- Tattoo ..... HN
- Torsion-on-the-Go! Nesting Chairs ..... GB
- Torsion Air Stack and Task Seating ..... GB
- Zoetry ..... HN

KI Manufacturing Sites - Customer's Own Material Shipment Manufacturing Site Addresses

BW
KI Bonduel
Attn: COM Storage
204 West South St.
Bonduel, WI 54107

HN
KI High Point
Attn: COM Storage
217 Feld Avenue
High Point, NC 27263

MN
KI Manitowoc
Attn: COM Storage
1400 S. 41st St.
Manitowoc, WI 54220

VQ
KI
Attn: COM Fabrics
6892 Marlin Circle
La Palma, CA 90623

GB
KI Green Bay
Attn: COM Storage
1687 Westminster Drive - Gate 3
Green Bay, WI 54302

KP
KI Pembroke
Attn: COM Storage
1000 Olympic Dr.
Pembroke, Ontario K8A6X7

OM
KI
Attn: COM Storage
1110 S. Mildred Ave.
Ontario, CA 91761

© 2022 Krueger International Inc. All Rights reserved. Code KI-FF-000059/KI/PDF/0822

Sway®
General Information



Lounge Chair (SYCNC and SYCFC)



Ottoman (SYOT)



Table (SYTB)

General Dimensions			
Seat width	27-3/4"		
Seat depth	18-1/2"		
Seat height	16"		
Overall Dimensions			
Width	33"		
Depth	32-1/2"		
Height	41-3/4"	17-1/2"	14-1/2"
Diameter		27-1/4"	27"
Unit weight	66 lbs	43-1/2 lbs	63 lbs

Seat shell is constructed of rotationally molded polyethylene. Available in three standard colors.

- Cool Grey (SCG)
- Cottonwood (SCO)
- Granite Grey (SGY)

12-gauge steel rotating contact surface is attached to the bottom of the seat shell and is powder-coat painted to match the seat shell color. Contact surface is powder-coat painted Blue Grey if Granite Grey poly is specified.

Floor glide options to accomodate any floor type. Available in nylon, felt and non-skid rubber.

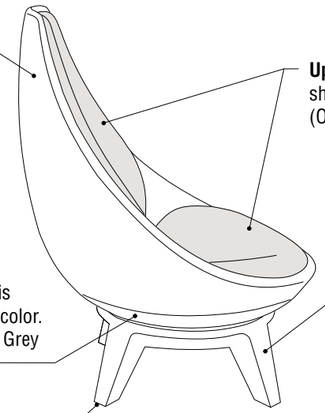

Upholstered seat and back have a contoured shape to maximize comfort and are field replaceable. (Optional contrasting seat and back upholstery available)

4-leg base is constructed of rotationally molded polyethylene. Available in three standard colors.

- Cool Grey (BCG)
- Cottonwood (BCO)
- Granite Grey (BGY)

INFORMATION

Warranty
Refer to KI Terms & Conditions document or visit ki.com

Sway®
General Information

Upholstered cushion has a contoured shape to maximize comfort and is field replaceable.

12-gauge steel apron is powder-coat painted to match the 4-leg base. Steel apron is powder-coat painted Blue Grey if Granite Grey poly is specified.

Floor glide options to accomodate any floor type. Available in nylon, felt and non-skid rubber.

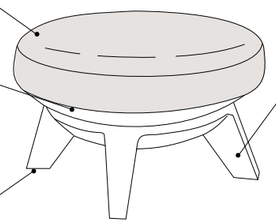

4-leg base is constructed of rotationally molded polyethylene. Available in three standard colors.

Cool Grey (BCG)

Cottonwood (BCO)

Granite Grey (BGY)

Optional Power Module has one AC power outlet and two USB charging ports. Available in three colors.



Silver White Black

12-gauge steel apron is powder-coat painted to match the 4-leg base. Steel apron is powder-coat painted Blue Grey if Granite Grey poly is specified.

Floor glide options to accomodate any floor type. Available in nylon, felt and non-skid rubber.

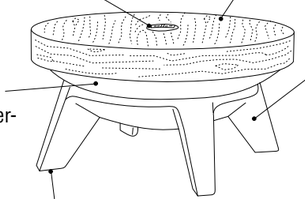

Table top has high pressure laminate overlaying the sides and top of a particle board structure. See product color options page for standard laminate finishes.

4-leg base is constructed of rotationally molded polyethylene. Available in three standard colors.

Cool Grey (BCG)

Cottonwood (BCO)

Granite Grey (BGY)

Sway®
Product Color Options

Shell/Base Color - Polypropylene
Flame-Retardant and Non Flame-Retardant

Cool Grey	SCG
Cottonwood	SCO
Granite Grey	SGY

Surface Finish - Laminate

Belair	LBQ
Biltmore Cherry	LBT
Black	LBK
Brighton Walnut	LBW
Canyon Zephyr	LCA
Castle Oak	LCO
Casual Linen	LCU
Cherry Storm	LCX
Classic Linen	LCI
Cloud Zephyr	LCL
Cocobala	LCC
Crisp Linen	LRI
Desert Zephyr	LDZ
Dove Grey	LDG
Fired Steel	LIL
Flax Linen	LXF
Florence Walnut	LFC
Forged Steel	LOL
Friston Ash	LFH
Frosty White	LFW
Graphite Nebula	LGN
Grey	LGE
High Rise	LHE
Hollyberry	LHY
Irish Linen	LIH
Island	LID
Italian Silver Ash	LIT
Kensington Maple	LKM
Lapis Blue	LLB
Markerboard White	LMK
Misted Zephyr	LMR
Monticello Maple	LMT
Nickel Evolv	LNV
North Sea	LNA
Ocean	LON
Pearl Bisque	LPB
Pearl Silver	LPS
Pressed Linen	LPR
River Cherry	LRY
Rugged Linen	LRG
Satin Stainless	LSS
Shadow Zephyr	LSR
Silicon evolv	LSV
Sterling Ash	LAZ
Tailored Linen	LTL
Titanium evolv	LTV
White Nebula	LWL
White Sand	LWN
Windsor Mahogany	LWY

Sway®
Lobby and Lounge Seating

Sway®
Lobby and Lounge Seating

	MODEL	Features	MODEL NUMBER: Basic Model	Poly Shell Color	Poly Base Color	Glide Option	Fire Code	Non-Contrast or Fabric Contrast 1	Fabric Contrast 2	Approx. Packaged Weight	Delivered Pricing Fabric Grade 1 & C.O.M.	Delivered Pricing Fabric Grade 2	Delivered Pricing Fabric Grade 3	Delivered Pricing C.O.V.	Delivered Pricing Vinyl Group 2V	Delivered Pricing Pallas Fabric Group P0	Delivered Pricing Pallas Fabric Group P1	Delivered Pricing Pallas Fabric Group P2	Delivered Pricing Pallas Fabric Group P3	Delivered Pricing Pallas Fabric Group P4	TB133 add to list price
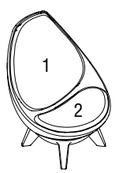	**Lounge Chair** • Non-contrast C.O.M = 2 yd • 1 = Back (Fabric Contrast 1) C.O.M. = 1.25 yd • 2 = Seat (Fabric Contrast 2) C.O.M. = .75 yd • W=33" D=32-1/2" H=41-3/4"	Non-contrast	SYCNC	□□□	□□□	□□□	□□□	□□□□		77.0#	$ 2212	$ 2342	$ 2372	$ 2212	$ 2372	$ 2442	$ 2511	$ 2579	$ 2633	$ 2714	$ 244
		Contrast	SYCFC	□□□	□□□	□□□	□□□	□□□□	□□□□	77.0#	2283	2412	2445	2283	2445	2513	2583	2652	2704	2786	244

SYCNC
SYCFC

Ⓐ Ⓑ Ⓒ Ⓓ Ⓔ Ⓕ Ⓖ

HOW TO ORDER

Indicate the following information on order form:
1. Quantity of each item.
2. Model number, including options. See "How To Build a Model Number".
3. Any special service required.

Note: • The □ indicates that a choice is required.
• The absence of the □ indicates that no choice is required.
• Alpha-numeric characters in place of □ indicate that no other alternatives are available.

HOW TO BUILD A MODEL NUMBER

Ⓐ Select basic model.

Ⓑ Select poly shell color.
Refer to the **Product Color Options** page in this price list.

Ⓒ Select poly base color.
Refer to the **Product Color Options** page in this price list.

Ⓓ Select glide option.

GFT	- Felt glides
GND	- Non-skid glides
GNY	- Nylon glides

Ⓔ Select fire code.

NFR	- Compliance to TB 117-2013
FR	- Compliance to TB 133

See pricing column for TB133 upcharge.

Ⓕ Select non-contrast or fabric contrast 1.
Refer to **ki.com/fabrics**

Ⓖ Select fabric contrast 2.
Refer to **ki.com/fabrics**

SPECIAL SERVICES

Special Carton Marking

With specially marked information N/C

Shipping

Ships **assembled, FOB Bonduel, WI 54107, freight prepaid.** Freight class 250.

Specifications and prices are subject to change without prior notice.

Sway®
Lobby and Lounge Seating

MODEL	MODEL NUMBER Basic Model	Poly Base Color	Glide Option	Fire Code	Non-Contrast or Fabric Contrast 1	Approx. Packaged Weight	Delivered Pricing Fabric Grade 1 & C.O.M.	Delivered Pricing Fabric Grade 2	Delivered Pricing Fabric Grade 3	Delivered Pricing C.O.V.	Delivered Pricing Vinyl Group 2V	Delivered Pricing Pallas Fabric Group P0	Delivered Pricing Pallas Fabric Group P1	Delivered Pricing Pallas Fabric Group P2	Delivered Pricing Pallas Fabric Group P3	Delivered Pricing Pallas Fabric Group P4	TB133 add to list price
Ottoman • Non-contrast C.O.M = 1.1 yd • Dia=27-1/4" H=17-1/2"	SYOT	□□□	□□□	□□□	□□□□	49.0#	$ 1350	$ 1418	$ 1438	$ 1350	$ 1438	$ 1475	$ 1514	$ 1550	$ 1580	$ 1627	$ 155
	Ⓐ	Ⓑ	Ⓒ	Ⓓ	Ⓔ												



SYOT

HOW TO ORDER

Indicate the following information on order form:
1. Quantity of each item.
2. Model number, including options. See "How To Build a Model Number".
3. Any special service required.

Note: • The □ indicates that a choice is required.
• The absence of the □ indicates that no choice is required.
• Alpha-numeric characters in place of □ indicate that no other alternatives are available.

HOW TO BUILD A MODEL NUMBER

Ⓐ Select basic model.

Ⓑ Select poly base color.
Refer to the **Product Color Options** page in this price list.

Ⓒ Select glide option.

GFT	- Felt glides
GND	- Non-skid glides
GNY	- Nylon glides

Ⓓ Select fire code.

NFR	- Compliance to TB 117-2013
FR	- Compliance to TB 133

See pricing column for TB133 upcharge.

Ⓔ Select non-contrast or fabric contrast 1.
Refer to **ki.com/fabrics**

SPECIAL SERVICES

Special Carton Marking

With specially marked information N/C

Shipping

Ships **assembled, FOB Bonduel, WI 54107, freight prepaid.** Freight class 250.

Specifications and prices are subject to change without prior notice.

Sway®
Lobby and Lounge Seating

MODEL	DIA x H	MODEL NUMBER					Approx. Packaged Weight	Delivered Pricing
		Basic Model	Power Option	Poly Base Color	Glide Option	Laminate Color		
Table	27" x 14-1/2"	SYTB	□□□□	□□□	□□□	□□□	66.0#	$ 1972
		Ⓐ	Ⓑ	Ⓒ	Ⓓ	Ⓔ		



SYTB

HOW TO ORDER

Indicate the following information on order form:
1. Quantity of each item.
2. Model number, including options. See "How To Build a Model Number".
3. Any special service required.

Note: • The □ indicates that a choice is required.
- The absence of the □ indicates that no choice is required.
- Alpha-numeric characters in place of □ indicate that no other alternatives are available.

HOW TO BUILD A MODEL NUMBER

Ⓐ Select basic model.

Ⓑ Select power option.

NP	- No power
WPBL	- Black power module; add $413
WPSL	- Silver power module; add $413
WPWH	- White power module; add $413

Ⓒ Select poly base color.
Refer to the **Product Color Options** page in this price list.

Ⓓ Select glide option.

GFT	- Felt glides
GND	- Non-skid glides
GNY	- Nylon glides

Ⓔ Select laminate color.
Refer to the **Product Color Options** page in this price list.

SPECIAL SERVICES

Special Carton Marking

With specially marked information N/C

Shipping

Ships **assembled, FOB Bonduel, WI 54107, freight prepaid.** Freight class 250.

Specifications and prices are subject to change without prior notice.

Sway®
Replacements

	MODEL	MODEL NUMBER Basic Model	Fire Code	Non-Contrast or Fabric Contrast 1	Approx. Packaged Weight	Delivered Pricing Unupholstered	Delivered Pricing Fabric Grade 1 & C.O.M.	Delivered Pricing Fabric Grade 2	Delivered Pricing Fabric Grade 3	Delivered Pricing C.O.V.	Delivered Pricing Vinyl Group 2V	Delivered Pricing Pallas Fabric Group P0	Delivered Pricing Pallas Fabric Group P1	Delivered Pricing Pallas Fabric Group P2	Delivered Pricing Pallas Fabric Group P3	Delivered Pricing Pallas Fabric Group P4	TB133 add to list price
SYRP	**Replacement Upholstered Seat Cushion** • Non-contrast C.O.M = .75 yd	SYUSRP	□□□	□□□□	9.0#	N/A	$ 348	$ 431	$ 448	$ 348	$ 448	$ 491	$ 537	$ 578	$ 611	$ 663	$ 66
SYRP	**Replacement Upholstered Back Cushion** • Non-contrast C.O.M = 1.25 yd	SYUBRP	□□□	□□□□	12.0#	N/A	$ 285	$ 334	$ 345	$ 285	$ 345	$ 372	$ 398	$ 425	$ 442	$ 474	$ 66
SYRP	**Replacement Upholstered Ottoman Cushion** • Non-contrast C.O.M = 1.1 yd	SYUORP	□□□	□□□□	32.0#	N/A	$ 530	$ 602	$ 619	$ 530	$ 619	$ 657	$ 694	$ 732	$ 760	$ 808	$ 80
HRDPT	**Replacement Felt Glides Kit (Qty 4)**	SWYGLIDEKIT.GFT			1.0#	$ 22											N/A
HRDPT	**Replacement Nylon Glides Kit (Qty 4)**	SWYGLIDEKIT.GNY			1.0#	$ 22											N/A
HRDPT	**Replacement Non-Skid Rubber Glides Kit (Qty 4)**	SWYGLIDEKIT.GND			1.0#	$ 22											N/A
HRDPT	**Replacement Posts Kit (Qty 12)**	SWYPOSTKIT			1.0#	$ 71											N/A
HRDPT	**Replacement Return Spring**	46.4174			2.0#	$ 71											N/A
		Ⓐ	Ⓑ	Ⓒ													

HOW TO ORDER

Indicate the following information on order form:
1. Quantity of each item.
2. Model number, including options. See “How To Build a Model Number”.
3. Any special service required.

Note: • The □ indicates that a choice is required.
- The absence of the □ indicates that no choice is required.
- Alpha-numeric characters in place of □ indicate that no other alternatives are available.

HOW TO BUILD A MODEL NUMBER

Ⓐ Select basic model.

Ⓑ Select fire code.

NFR	- Compliance to TB 117-2013
FR	- Compliance to TB 133

See pricing column for TB133 upcharge.

Ⓒ Select non-contrast or fabric contrast 1.
Refer to **ki.com/fabrics**

1330 Bellevue Street
P.O. Box 8100
Green Bay, WI 54308-8100
800.424.2432
ki.com

KI and Furnishing Knowledge are registered
trademarks of Krueger International, Inc.

© 2020 Krueger International, Inc.
All Rights Reserved.
Code KI-PLW-000216/KI/PDF

Furnishing Knowledge®

SYSTEM 3000®
PANEL SYSTEM

PRICE LIST

January 3, 2011

Updated October 3, 2022

800.424.2432

Contents

Refer to KI Terms & Conditions document or visit ki.com.

Contents

Refer to KI Terms & Conditions document or visit ki.com.

Ordering COM, COL and COV
Information 3

Standard Product Overview 5

System 3000®
General Information 6
Product Color Options 7

System 3000® Panels
Fabric Covered Acoustical 8
Half Open Frame-Half Fabric 14
Half Glazed-Half Fabric 15
Full Glazed 16

System 3000® Panels Accessories
Wall Mounts 17
Corner Posts 18
Variable Height Corner Posts 19
T-Posts 21
Variable Height T-Posts 22
Caps 24
Door 26
Accessories 27

System 3000® Electrical
Universal 10-Wire System 6 Circuit “810” 28
Universal 10-Wire System 4 Circuit “810” 31

System 3000® Worksurfaces
Rectangular 34
”P” Shaped Peninsula/Piano Peninsula 35
Square Shoe/Conference End 36
”D” Shaped Peninsula 37
Curved/Dual Curvlinear 90° Corner 38
Diagonal 90° Corner 39
Curvlinear 90° Corner 40
Mobile Teardrop/Mobile Semi-Circle 41
Quarter Round Transitional 42
Countertops 43
Countertops - ADA Height 44
Worksurface Support Panel 45

System 3000 Worksurface Accessories 47

System 3000® Storage and Accessories
Universal Overhead Storage 48
Universal Overhead Accessories 52
LED Task Lights 53
Balance® Overhead Storage 55
Balance® Overhead Accessories 58

System 3000® Accessories
Markerboards 59
Tackboard 60
Overhead Tackboard 62
Paper Management 63

Pedestals - Mobile and Freestanding
700 Series® 65

Pedestals - Worksurface Supporting
700 Series® 69

Pedestal Accessories
700 Series® 70

Ordering COM, COL and COV
Information

How to Specify C.O.M. Upholstery

Textile designs often have intricate patterns. Not all individuals will interpret fabric direction in the same manner.

As a standard procedure, KI cuts fabrics off the roll in a horizontal fashion as shown in Diagram A at the right. By cutting in this fashion, most waste is eliminated. Our requirements for yardage in this book are based on this type of cutting. When directional or patterned fabrics are used, they often require more yardage than solid colors.

By providing KI with a completely filled-out copy of the form on this page, we will be able to expedite your order. We find it particularly helpful with directional or patterned upholstery material. It is critical that copies of this form accompany test quantities as well as production quantities of C.O.M.

C.O.M. must be supplied in continuous yardage.

C.O.M. Testing

KI will require six yards of actual fabric to be submitted for testing. The test will be completed on panels, tackboards, and overheads. For products shipped from Manitowoc, WI facility, ship upholstery material to:

KI Manitowoc
1400 South 41st Street
Manitowoc, WI 54220
Attn: Fabric Testing

C.O.M. Production

Customer's fabrics must be approved prior to acceptance for production. KI assumes no responsibility for wear, defects, or performance of customer's own materials. C.O.M. orders are available on a deferred delivery basis.

Orders for production of C.O.M. upholstered products are not scheduled for processing until upholstery material is received. Upon receipt, KI will provide an acknowledgement and an estimated shipping date.

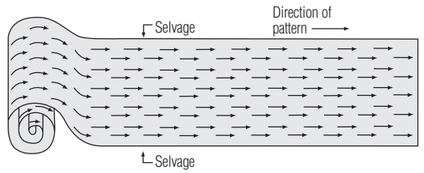

Diagram A

Excess Upholstery Material

KI will dispose of excess upholstery material at the time of shipment unless expressly requested to return it with the product shipment.

Cancelled or Changed Orders

KI assumes no responsibility for extra C.O.M. material due to a change of upholstery or cancellation of an order. It is the customer's responsibility to arrange for return of this material.

Yardage Specification

The chart on the following page details the yardage requirements for each upholstered item in the price list. To accommodate flaws, wrinkles, and other imperfections, calculate the total yardage and add the appropriate percentage shown below:

1 to 50 yards — Add 5 yards
50 + yards — Add 10% over requirements

C.O.M. Information Form

A copy of this form should accompany test requests and production orders. Please fill it out completely, and, if your order has been acknowledged, provide the acknowledgement number.

In all instances, send this form to the C.O.M. Specialist.

☐ **A** Selvage Top to Bottom ☐ **B** Selvage Side to Side

Purchasing Agent (Dealer or buying organization)

Attention

Address

City State Zip

Project Name

Type and number of units of each type

Please see information at right and check the appropriate box.

☐ Submitted for testing. ☐ Test approved. Submitted for production.

Purchase Order Number KI Acknowledgement Number

Ordering COM, COL and COV
Information

C.O.M. SHIPPING LOCATION

Architectural Walls
- Evoke ..... MN
- Genius Walls ..... MN

Casegoods
- Aristotle Tackboards ..... MN
- Likha Tackboards ..... MN

Classroom Furniture
- Intellect Wave Chairs ..... GB
- Learn2 ..... GB
- Ruckus ..... GB

Desking
- 700 Series Desking ..... KP
- Balance Overheads ..... MN
- Genesis Desking ..... MN
- True Desking ..... KP
- Universal Overheads ..... MN
- WorkZone Desking ..... MN

Files & Storage
- 700 Series Pedestal Cushion ..... GB
- Connection Zone Pads ..... BW
- U-Series Pedestal Cushion ..... GB
- Tattoo ..... BW

Fixed Seating
- Concerto Auditorium Seating ..... BW
- Single Pedestal Seating ..... GB
- Jury Base Seating ..... GB
- Lancaster Auditorium Seating ..... BW
- Sequence Seating ..... GB
- University Seating ..... GB

Panel Systems
- All Terrain ..... KP
- Balance Overheads ..... MN
- System 3000 ..... MN
- Universal Overheads ..... MN
- Wireworks ..... MN
- Unite ..... MN

Residence Hall Furniture
- RoomScape Furniture ..... MN

Screens
- All Terrain ..... KP
- Connection Zone ..... BW
- True/Volition ..... KP
- Genesis ..... KP
- Tattoo ..... MN
- Universal ..... BW

Seating
- 400 Series Folding Chairs ..... BW
- 600 Series Folding Chairs ..... BW
- 600 Series Stools ..... BW
- Affina Collection ..... HN
- Altus Task Chairs ..... GB
- Apply Stack Chairs ..... GB
- Auditorium Folding Chairs ..... BW
- Calida Lounge Seating ..... HN
- Diem Task Chairs ..... OM
- Doni Collection ..... GB
- FourC Seating ..... GB
- Gladly Lounge Seating ..... VQ
- Grazie Seating ..... GB
- Hiatus Sleeper Bench ..... HN
- Hub Modular Lounge Seating ..... HN
- Impress Task Chairs ..... OM
- Impress Ultra Task Chairs ..... OM
- Jessa Lounge Seating ..... HN
- Jubilee Lounge Seating ..... VQ
- Katera Guest Chair ..... GB
- Kurv Benches ..... HN
- LaResta Day Beds ..... HN
- LimeLite ..... GB
- Lyra Lounge Seating ..... HN
- Maestro Stack Chairs ..... GB
- Matrix Stack Chairs ..... GB
- Medical & Laboratory Stools ..... OM
- MyPlace Lounge Seating ..... HN
- MyWay Seating ..... HN
- Oath Task Chairs and Stools ..... GB
- Opt4 ..... GB
- Pilot Task Chairs ..... OM
- Promenade Seating System ..... BW
- Ruckus ..... GB
- Sela Lounge Seating ..... HN
- Sift Task Chairs ..... GB
- Signia Task Chairs and Stools ..... OM
- Soltice Metal Collection ..... HN
- Soltice Multiple, Healthcare & Guest ..... HN
- Soltice II Healthcare Seating ..... HN
- Strive Multiple, Stack & Task ..... GB
- Sway ..... BW
- Tattoo ..... HN
- Torsion-on-the-Go! Nesting Chairs ..... GB
- Torsion Air Stack and Task Seating ..... GB
- Zoetry ..... HN

KI Manufacturing Sites - Customer's Own Material Shipment Manufacturing Site Addresses

BW
KI Bonduel
Attn: COM Storage
204 West South St.
Bonduel, WI 54107

HN
KI High Point
Attn: COM Storage
217 Feld Avenue
High Point, NC 27263

MN
KI Manitowoc
Attn: COM Storage
1400 S. 41st St.
Manitowoc, WI 54220

VQ
KI
Attn: COM Fabrics
6892 Marlin Circle
La Palma, CA 90623

GB
KI Green Bay
Attn: COM Storage
1687 Westminster Drive - Gate 3
Green Bay, WI 54302

KP
KI Pembroke
Attn: COM Storage
1000 Olympic Dr.
Pembroke, Ontario K8A6X7

OM
KI
Attn: COM Storage
1110 S. Mildred Ave.
Ontario, CA 91761

© 2022 Krueger International Inc. All Rights reserved. Code KI-FF-000059/KI/PDF/0822

Ordering COM, COL and COV
Information

Panel Size	Actual Fabric Cut-Size	Non-Directional 54"	Directional 54"	Non-Directional 66"	Directional 66"
Fabric Covered Acoustical Panels					
CFP1232	17 x 32	0.59	0.59	0.59	0.89
CFP1832	23 x 32	0.89	0.89	0.89	0.89
CFP2432	29 x 32	1.78	1.78	0.89	0.89
CFP3032	35 x 32	1.78	1.78	1.78	1.78
CFP3632	41 x 32	1.78	1.78	1.78	1.78
CFP4232	47 x 32	1.78	1.78	1.78	1.78
CFP4832	53 x 32	1.78	1.78	1.78	1.78
CFP5432	59 x 32	N/A	N/A	1.78	1.78
CFP6032	65 x 32	N/A	N/A	1.78	1.78
CFP1242	17 x 42	0.78	1.17	0.78	1.17
CFP1842	23 x 42	1.17	1.17	1.17	1.17
CFP2442	29 x 42	2.33	2.33	1.17	1.17
CFP3042	35 x 42	2.33	2.33	2.33	2.33
CFP3642	41 x 42	2.33	2.33	2.33	2.33
CFP4242	47 x 42	2.33	2.33	2.33	2.33
CFP4842	53 x 42	2.33	2.33	2.33	2.33
CFP5442	59 x 42	N/A	N/A	2.33	2.33
CFP6042	65 x 42	N/A	N/A	2.33	2.33
CFP1248	17 x 48	0.89	1.33	0.89	1.33
CFP1848	23 x 48	1.33	1.33	1.33	1.33
CFP2448	29 x 48	2.67	2.67	1.33	1.33
CFP3048	35 x 48	2.67	2.67	2.67	2.67
CFP3648	41 x 48	2.67	2.67	2.67	2.67
CFP4248	47 x 48	2.67	2.67	2.67	2.67
CFP4848	53 x 48	2.67	2.67	2.67	2.67
CFP5448	59 x 48	N/A	N/A	2.67	2.67
CFP6048	65 x 48	N/A	N/A	2.67	2.67
CFP1254	17 x 54	1.00	1.50	1.00	1.50
CFP1854	23 x 54	1.50	1.50	1.50	1.50
CFP2454	29 x 54	3.00	3.00	1.50	1.50
CFP3054	35 x 54	3.00	3.00	3.00	3.00
CFP3654	41 x 54	3.00	3.00	3.00	3.00
CFP4254	47 x 54	3.00	3.00	3.00	3.00
CFP4854	53 x 54	3.00	3.00	3.00	3.00
CFP5454	59 x 54	N/A	N/A	3.00	3.00
CFP6054	65 x 54	N/A	N/A	3.00	3.00
CFP1262	17 x 62	1.15	1.72	1.15	1.72
CFP1862	23 x 62	1.72	1.72	1.72	1.72
CFP2462	29 x 62	3.44	3.44	1.72	1.72
CFP3062	35 x 62	3.44	3.44	3.44	3.44
CFP3662	41 x 62	3.44	3.44	3.44	3.44
CFP4262	47 x 62	3.44	3.44	3.44	3.44
CFP4862	53 x 62	3.44	3.44	3.44	3.44
CFP5462	59 x 62	N/A	N/A	3.44	3.44
CFP6062	65 x 62	N/A	N/A	3.44	3.44
CFP1266	17 x 66	1.22	1.83	1.22	1.83
CFP1866	23 x 66	1.83	1.83	1.83	1.83
CFP2466	29 x 66	3.67	3.67	1.83	1.83
CFP3066	35 x 66	3.67	3.67	1.94	3.66
CFP3666	41 x 66	3.67	3.67	2.27	3.66
CFP4266	47 x 66	3.67	3.67	2.61	3.66
CFP4866	53 x 66	3.67	3.67	2.94	3.66
CFP5466	59 x 66	N/A	N/A	3.27	3.66
CFP6066	65 x 66	N/A	N/A	3.61	3.66
CFP1272	17 x 72	1.33	2.00	1.33	2.00
CFP1872	23 x 72	2.00	2.00	2.00	2.00
CFP2472	29 x 72	4.00	4.00	2.00	2.00
CFP3072	35 x 72	4.00	4.00	4.00	4.00
CFP3672	41 x 72	4.00	4.00	4.00	4.00
CFP4272	47 x 72	4.00	4.00	4.00	4.00

Panel Size	Actual Fabric Cut-Size	Non-Directional 54"	Directional 54"	Non-Directional 66"	Directional 66"
Fabric Covered Acoustical Panels					
CFP4872	53 x 72	4.00	4.00	4.00	4.00
CFP5472	59 x 72	N/A	N/A	4.00	4.00
CFP6072	65 x 72	N/A	N/A	4.00	4.00
CFP1280	17 x 80	1.48	2.22	1.48	2.22
CFP1880	23 x 80	2.22	2.22	2.22	2.22
CFP2480	29 x 80	4.44	4.44	2.22	2.22
CFP3080	35 x 80	4.44	4.44	4.44	4.44
CFP3680	41 x 80	4.44	4.44	4.44	4.44
CFP4280	47 x 80	4.44	4.44	4.44	4.44
CFP4880	53 x 80	4.44	4.44	4.44	4.44
CFP5480	59 x 80	N/A	N/A	4.44	4.44
CFP6080	65 x 80	N/A	N/A	4.44	4.44
Curved Fabric Panels					
CFP32C	48 x 32	1.77	1.77	1.80	1.80
CFP42C	48 x 42	2.34	2.34	2.38	2.38
CFP48C	48 x 48	2.67	2.67	2.67	2.67
CFP54C	48 x 54	3.00	3.00	2.67	2.67
CFP62C	48 x 62	3.44	3.44	2.67	2.67
CFP66C	48 x 66	3.67	3.67	2.67	2.67
CFP72C	48 x 72	4.00	4.00	4.05	4.05
CFP80C	48 x 80	4.44	4.44	4.50	4.50
Half Open Frame/Half Fabric Panels					
COFP2454	30 x 29	1.61	1.61	.81	.81
COFP3054	36 x 29	1.61	1.61	1.61	1.61
COFP3654	42 x 29	1.61	1.61	1.61	1.61
COFP4254	48 x 29	1.61	1.61	1.61	1.61
COFP4854	54 x 29	1.61	1.61	1.61	1.61
COFP2462	30 x 29	1.61	1.61	.81	.81
COFP3062	36 x 29	1.61	1.61	1.61	1.61
COFP3662	42 x 29	1.61	1.61	1.61	1.61
COFP4262	48 x 29	1.61	1.61	1.61	1.61
COFP4862	54 x 29	1.61	1.61	1.61	1.61
COFP2466	30 x 29	1.61	1.61	.81	.81
COFP3066	36 x 29	1.61	1.61	1.61	1.61
COFP3666	42 x 29	1.61	1.61	1.61	1.61
COFP4266	48 x 29	1.61	1.61	1.61	1.61
COFP4866	54 x 29	1.61	1.61	1.61	1.61
COFP2472	30 x 29	1.61	1.61	.81	.81
COFP3072	36 x 29	1.61	1.61	1.61	1.61
COFP3672	42 x 29	1.61	1.61	1.61	1.61
COFP4272	48 x 29	1.61	1.61	1.61	1.61
COFP4872	54 x 29	1.61	1.61	1.61	1.61
COFP2480	30 x 29	1.61	1.61	.81	.81
COFP3080	36 x 29	1.61	1.61	1.61	1.61
COFP3680	42 x 29	1.61	1.61	1.61	1.61
COFP4280	48 x 29	1.61	1.61	1.61	1.61
COFP4880	54 x 29	1.61	1.61	1.61	1.61
Half Glazed/Half Fabric Panels					
CGFP2454	30 x 29	1.61	1.61	.81	.81
CGFP3054	36 x 29	1.61	1.61	1.61	1.61
CGFP3654	42 x 29	1.61	1.61	1.61	1.61
CGFP4254	48 x 29	1.61	1.61	1.61	1.61
CGFP4854	54 x 29	1.61	1.61	1.61	1.61
CGFP2462	30 x 29	1.61	1.61	.81	.81
CGFP3062	36 x 29	1.61	1.61	1.61	1.61
CGFP3662	42 x 29	1.61	1.61	1.61	1.61
CGFP4262	48 x 29	1.61	1.61	1.61	1.61
CGFP4862	54 x 29	1.61	1.61	1.61	1.61

Panel Size	Actual Fabric Cut-Size	Non-Directional 54"	Directional 54"	Non-Directional 66"	Directional 66"
Half Glazed/Half Fabric Panels					
CGFP2466	30 x 29	1.61	1.61	0.81	0.81
CGFP3066	36 x 29	1.61	1.61	1.61	1.61
CGFP3666	42 x 29	1.61	1.61	1.61	1.61
CGFP4266	48 x 29	1.61	1.61	1.61	1.61
CGFP4866	54 x 29	1.61	1.61	1.61	1.61
CGFP2472	30 x 29	1.61	1.61	0.81	0.81
CGFP3072	36 x 29	1.61	1.61	1.61	1.61
CGFP3672	42 x 29	1.61	1.61	1.61	1.61
CGFP4272	48 x 29	1.61	1.61	1.61	1.61
CGFP4872	54 x 29	1.61	1.61	1.61	1.61
CGFP2480	30 x 29	1.61	1.61	0.81	0.81
CGFP3080	36 x 29	1.61	1.61	1.61	1.61
CGFP3680	42 x 29	1.61	1.61	1.61	1.61
CGFP4280	48 x 29	1.61	1.61	1.61	1.61
CGFP4880	54 x 29	1.61	1.61	1.61	1.61
Fabric Overhead Cabinets					
PRDF24	30 x 20	0.56	0.56	0.28	0.28
PRDF30	36 x 20	0.56	0.56	0.56	0.56
PRDF36	42 x 20	0.56	0.56	0.56	0.56
PRDF42	48 x 20	0.56	0.56	0.56	0.56
PRDF48	54 x 20	0.56	0.56	0.56	0.56
PRDF54	60 x 20	N/A	N/A	0.56	0.56
PRDF60	66 x 20	N/A	N/A	0.56	0.56
Balance Fabric Overhead Cabinets					
BLCF24	20 x 30	0.88	0.63	0.88	0.63
BLCF30	20 x 36	1.00	0.63	1.00	0.63
BLCF36	20 x 42	1.25	0.63	1.25	0.63
BLCF42	20 x 48	1.38	0.63	1.38	0.63
BLCF48	20 x 54	1.50	0.63	1.50	0.63
BLCF54	20 x 60	1.75	N/A	1.75	0.63
BLCF60	20 x 66	1.88	N/A	1.88	0.63
BLCF66	20 x 78	2.25	0.63	2.25	0.63
BLCF72	20 x 84	2.50	0.63	2.50	0.63
Tackboards (TB) or Overhead Hanging Tackboards (PTBO)					
2412	30 x 18	0.50	0.50	0.25	0.25
3012	36 x 18	0.50	0.50	0.50	0.50
3612	42 x 18	0.50	0.50	0.50	0.50
4212	48 x 18	0.50	0.50	0.50	0.50
4812	54 x 18	0.50	0.50	0.50	0.50
5412	60 x 18	N/A	N/A	0.50	0.50
6012	66 x 18	N/A	N/A	0.50	0.50
2416	30 x 22	0.61	0.61	0.31	0.31
3016	36 x 22	0.61	0.61	0.61	0.61
3616	42 x 22	0.61	0.61	0.61	0.61
4216	48 x 22	0.61	0.61	0.61	0.61
4816	54 x 22	0.61	0.61	0.61	0.61
5416	60 x 22	N/A	N/A	0.61	0.61
6016	66 x 22	N/A	N/A	0.61	0.61
2420	30 x 26	.72	.72	0.36	0.36
3620	36 x 26	.72	.72	0.72	0.72
3020	42 x 26	.72	.72	0.72	0.72
4220	48 x 26	.72	.72	0.72	0.72
4820	54 x 26	.72	.72	0.72	0.72
5420	60 x 26	N/A	N/A	0.72	0.72
6020	66 x 26	N/A	N/A	0.72	0.72
2430	30 x 36	1.00	1.00	0.50	0.50
3030	36 x 36	1.00	1.00	1.00	1.00
3630	42 x 36	1.00	1.00	1.00	1.00
4230	48 x 36	1.00	1.00	1.00	1.00
4830	54 x 36	1.00	1.00	1.00	1.00
5430	60 x 36	N/A	N/A	1.00	1.00
6030	66 x 36	N/A	N/A	1.00	1.00

Panel Size	Actual Fabric Cut-Size	Non-Directional 54"	Directional 54"	Non-Directional 66"	Directional 66"
Tackboards (TB) or Overhead Hanging Tackboards (PTBO)					
2448	30 x 54	0.83	1.50	0.83	0.75
3048	36 x 54	1.00	1.50	1.20	1.50
3648	42 x 54	1.16	1.50	1.16	1.50
4248	48 x 54	1.33	1.50	1.33	1.50
4848	54 x 54	1.50	1.50	1.50	1.50
5448	60 x 54	N/A	N/A	1.50	1.50
6048	66 x 54	N/A	N/A	1.50	1.50
90˚, 60˚, & 45˚ CORNER POSTS/VARIABLE HEIGHT POSTS (CAFC & FECPC)					
4	8 x 8	0.04	0.04	0.03	0.03
6	8 x 10	0.05	0.05	0.04	0.04
8	8 x 12	0.06	0.06	0.04	0.04
10	8 x 14	0.07	0.07	0.05	0.05
12	8 x 16	0.07	0.07	0.06	0.06
14	8 x 18	0.08	0.08	0.06	0.06
16	8 x 20	0.09	0.09	0.07	0.07
18	8 x 22	0.10	0.10	0.08	0.08
20	8 x 24	0.11	0.11	0.08	0.08
22	8 x 26	0.12	0.12	0.09	0.09
24	8 x 28	0.13	0.13	0.10	0.10
26	8 x 30	0.14	0.14	0.10	0.10
30	8 x 34	0.16	0.16	0.12	0.12
32	8 x 36	0.17	0.17	0.13	0.13
34	8 x 38	0.18	0.18	0.13	0.13
38	8 x 42	0.19	0.19	0.15	0.15
40	8 x 14	0.20	0.20	0.15	0.15
42	8 x 46	0.21	0.21	0.16	0.16
48	8 x 52	0.24	0.24	0.18	0.18
54	8 x 58	0.27	0.27	0.20	0.20
62	8 x 66	0.31	0.31	0.23	0.23
66	8 x 70	0.32	0.32	0.24	0.24
72	8 x 76	0.35	0.35	0.26	0.26
80	8 x 84	0.39	0.39	0.29	0.29
T-POSTS AND INLINE FABRIC SPACER (IFS, CTFC, FECPT)					
4	3.0 x 8	0.06	0.06	0.04	0.04
6	3.0 x 10	0.07	0.07	0.06	0.06
8	3.0 x 12	0.08	0.08	0.07	0.07
10	3.0 x 14	0.13	0.13	0.10	0.10
12	3.0 x 16	0.15	0.15	0.11	0.11
14	3.0 x 18	0.17	0.17	0.13	0.13
16	3.0 x 20	0.19	0.19	0.19	0.19
18	3.0 x 22	0.20	0.20	0.20	0.20
20	3.0 x 24	0.33	0.33	0.22	0.22
22	3.0 x 26	0.36	0.36	0.24	0.24
24	3.0 x 28	0.39	0.39	0.26	0.26
26	3.0 x 30	0.42	0.42	0.28	0.28
30	3.0 x 34	0.47	0.47	0.47	0.47
32	3.0 x 36	0.50	0.50	0.50	0.50
34	3.0 x 38	0.53	0.53	0.53	0.53
38	3.0 x 42	0.58	0.58	0.58	0.58
40	3.0 x 44	0.61	0.61	0.61	0.61
42	3.0 x 46	1.28	1.28	0.64	0.64
48	3.0 x 52	1.44	1.44	0.72	0.72
54	3.0 x 58	1.61	1.61	0.81	0.81
62	3.0 x 66	1.83	1.83	0.92	0.92
66	3.0 x 70	1.94	1.94	0.97	0.97
72	3.0 x 76	2.11	2.11	1.06	1.06
80	3.0 x 84	2.33	2.33	2.33	2.33
WORKSURFACE SUPPORT PANELS					
WSSP2426			1.00	1.00	1.00
WSSP3026			1.00	1.00	1.00
WSSP2429			1.00	1.00	1.00
WSSP3029			1.00	1.00	1.00

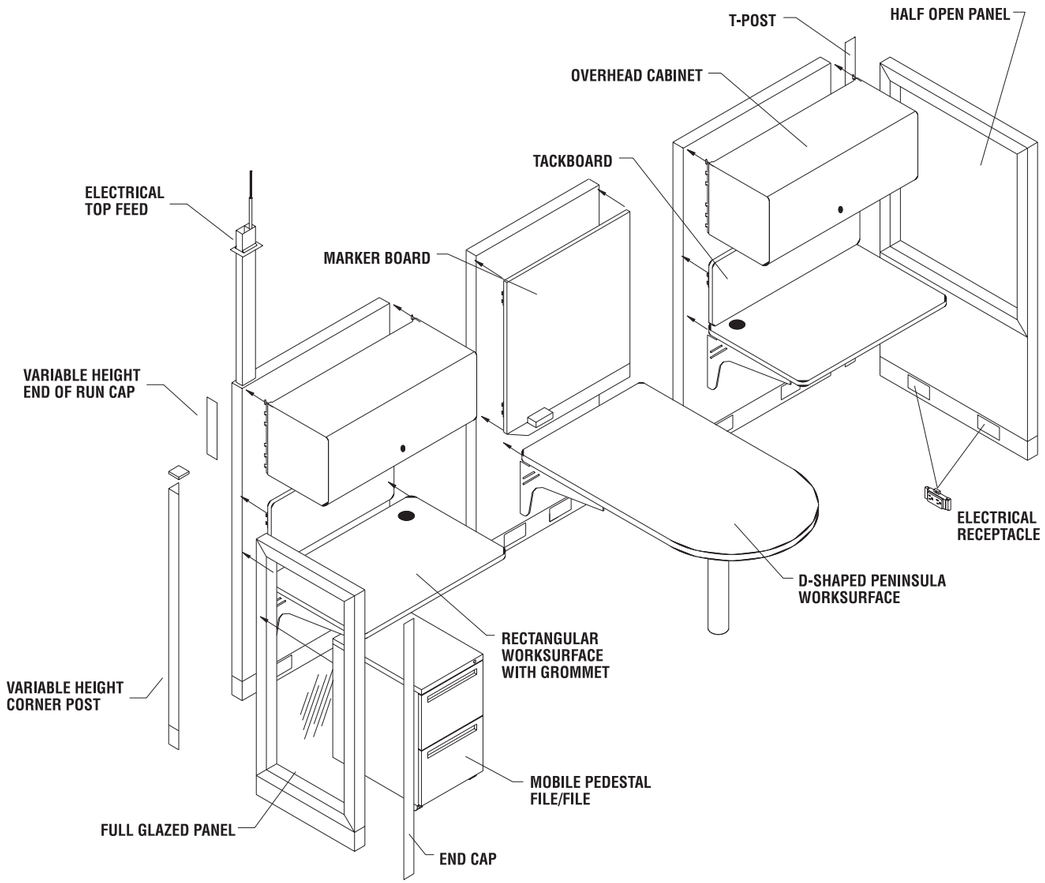

Standard Product Overview

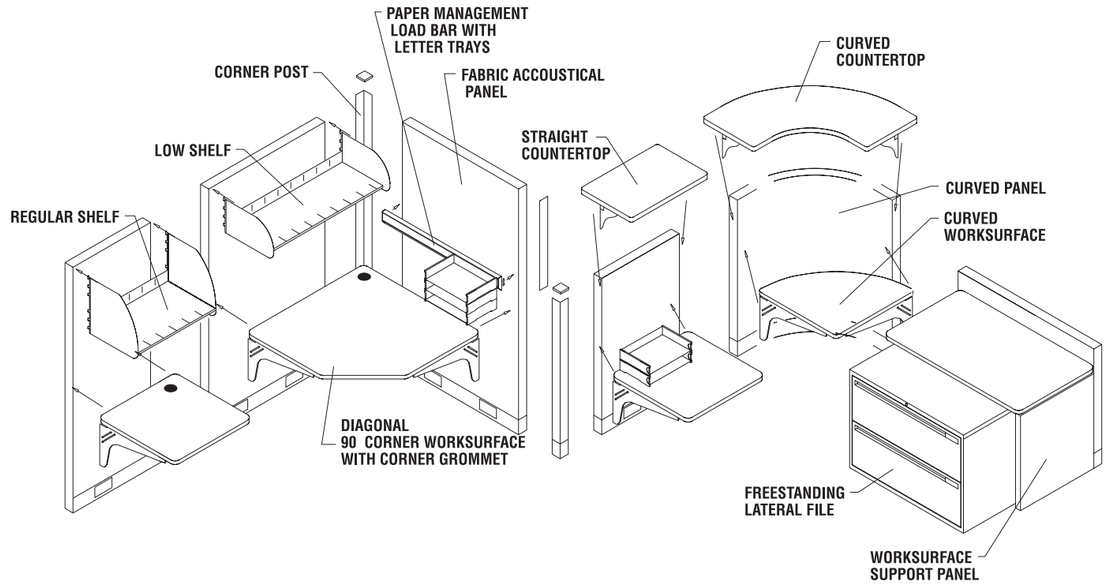

System 3000®
General Information

SYSTEM 3000 GENERAL INFORMATION

System 3000 is a comprehensive modular panel system offering featuring fully assembled panels, worksurfaces, storage, doors, electrical components, and accessories. Full technical specifications are available on ki.com.
All system 3000 modular panel system components originate from ISO 9000, ISO 9001, or ISO 9002 registered facilities. KI SYSTEM 3000 MEETS OR EXCEEDS CURRENT ANSI/BIFMA PANEL SYSTEMS TEST STANDARDS.

UL LISTED
System 3000 panels are Listed to applicable US and Canadian safety standards and requirements by Underwriters Laboratories Inc.

Panels
Fabric-Covered Acoustical, Half Open Frame-Half Fabric, Full Glazed, and Curved Fabric Covered panels are offered in a variety of sizes. See specific sections for available sizes by style.
Widths: 12", 18", 24", 30", 36" 42", 48"
Heights: 32", 42", 48", 54", 62", 66", 72", 80"

Fabric Disclaimer
Fabric will be applied as swatched by the fabric manufacturer. Fabric that is required to be applied differently than is swatched will need a Product Modification Request written specifying the direction the fabric is to be applied.

Wall Mounts
The panel system allows for fastening a panel run to a wall by the use of an aluminum extrusion and panel hinge. Method of attachment will vary by existing wall construction. Adjustable mounts are available.

Doors
Hinged doors are offered in 36" or 42" sizes, in locking and non-locking styles. Hinged doors are 80" tall with an opening of 77.5". A sliding door is offered for 66" panels and are for use in a 42" opening.

Connectors and Trim
Trim is offered in upholstered and unupholstered styles. Conditions include 90 degree, variable height corners, 60 degree, 45 degree, and T-post trims, and caps. See pricelist or technical specifications for style options by trim piece.

Electrical
System 3000 utilizes factory-installed universal 10-wire electrical components that support either 4-4-2 or 6-2-2 planning. Base and top infeeds, rigid wireways, receptacles, jumpers, and accessories are offered.

Worksurfaces and Accessories
Worksurfaces are offered in a variety of sizes and shapes, including:
Rectangular
P and D shaped
Peninsula/Piano
Square Shoe
Conference End
Curvilinear corner
Diagonal and 90 Degree Corner
Semi-circle
Quarter-round
Countertop

Worksurface Support panels are also available.

Storage
System 3000 is designed to support all KI Storage lines, including shelves, overhead cabinets, pedestals and lateral files.

System 3000®
Product Color Options

Trim Color

Black	BL
Blue Grey	GR
Light Tone	LG
Sand	SA
Warm Grey	WG

Worksurfaces: Trim color is support bracket color.

Glass Color

Tinted/Bronze	BRZ
Clear	GLA

Glass color selection available on glazed panels only.

Surface Finish--Laminate

Belair	LBQ
Biltmore Cherry	LBT
Black	LBK
Brighton Walnut	LBW
Canyon Zephyr	LCA
Castle Oak	LCO
Casual Linen	LCU
Cherry Storm	LCX
Classic Linen	LCI
Cloud Zephyr	LCL
Cocobala	LCC
Crisp Linen	LRI
Desert Zephyr	LDZ
Dove Grey	LDG
Fired Steel	LIL
Flax Linen	LXF
Florence Walnut	LFC
Forged Steel	LOL
Friston Ash	LFH
Frosty White	LFW
Graphite Nebula	LGN
Grey	LGE
High Rise	LHE
Hollyberry	LHY
Irish Linen	LIH
Island	LID
Italian Silver Ash	LIT
Kensington Maple	LKM
Lapis Blue	LLB
Markerboard White	LMK
Misted Zephyr	LMR
Monticello Maple	LMT
Nickel Evolv	LNV
North Sea	LNA
Ocean	LON
Pearl Bisque	LPB
Pearl Silver	LPS
Pressed Linen	LPR
River Cherry	LRY
Rugged Linen	LRG
Satin Stainless	LSS
Shadow Zephyr	LSR
Silicon evolv	LSV
Sterling Ash	LAZ
Tailored Linen	LTL
Titanium evolv	LTV
White Nebula	LWL
White Sand	LWN
Windsor Mahogany	LWY

Laminate on Balance® Overhead Storage is only available for the upper door

*Additional colors may be available. Please contact KI customer service at 1-800-424-2432

Wood Finish - Core

Cherry Storm on Maple	MCX
Cinnamon on Maple	MCN
Cocoa on Maple	MCA
Florence Walnut on Maple	MFC
Kensington Maple on Maple	MMA
Monticello Maple on Maple	MMT
River Cherry on Maple	MRY

Veneer finishes are only available on Wood Edge Veneer (WV).

Edge Color for BN Edge

Black	EBL
Blue Grey	EGR
Castle Oak	ECO
Cayenne	ECY
Cool Grey	ECG
Earthen Clay	EEY
Everglade Shade	EEV
Flannel	EFN
Frosty White	EFW
Hazy Jade	EHJ
Honey Bee	EHY
Light Tone	ELG
Mardi Gras	EMG
Misty Brown	EMY
Nemo	ENE
Nordic	END
Poppy Red	EPR
Purple Haze	EPH
Rubber Ducky	ERK
Sand	ESA
Sky Blue	ESK
Surf's Up	ESP
Twilight Shadow	ETI
Ultra Blue	EUB
Warm Grey	EWG
Zesty Lime	EZL

Edge Color for 74P Edge

Belair	EBQ
Biltmore Cherry	EBT
Black	EBL
Blue Grey	EGR
Brighton Walnut	EBW
Castle Oak	ECO
Cayenne	ECY
Cherry Storm	ECX
Cocobala	ECC
Cool Grey	ECG
Earthen Clay	EEY
Everglade Shade	EEV
Flannel	EFN
Florence Walnut	EFC
Friston Ash	EFH
Frosty White	EFW
Hazy Jade	EHJ
Honey Bee	EHY
Italian Silver Ash	EIT
Kensington Maple	EKM
Light Tone	ELG
Mardi Gras	EMG
Misty Brown	EMY
Monticello Maple	EMT
Nemo	ENE
Nordic	END
Poppy Red	EPR
Purple Haze	EPH
River Cherry	ERY
Rubber Ducky	ERK
Sand	ESA
Sky Blue	ESK
Sterling Ash	EAZ
Surf's Up	ESP
Twilight Shadow	ETI
Ultra Blue	EUB
Warm Grey	EWG
Windsor Mahogany	EWY
Zesty Lime	EZL

Grommet Color

Black grommet	GBL
Blue Grey grommet	GGR
Light Tone grommet	GLG
Sand grommet	GSA
Warm Grey grommet	GWG

Paint Color

Black	BL/HBL
Blue Grey	GR/HGR
Bronze Metallic	ZM/HBL
Cayenne	CY/HBL
Champagne Metallic	CM/HLG
Cottonwood	CO/HSA
Espresso Metallic	EX/HBL
Flannel	FN/HBL
Light Tone	LG/HLG
Nordic	ND/HBL
Sand	SA/HSA
Starlight Silver Metallic	SX/HWG
Warm Grey	WG/HWG

Universal Overhead Door Handles are plastic. The plastic trim color is automatically coordinated with the paint color:

Black, Bronze Metallic, Cayenne, Espresso Metallic, Flannel, and Nordic paints will have Black plastic trim.
Blue Grey paint will have Blue Grey plastic trim.
Champagne Metallic, Light Tone, and Splash paints will have Light Tone plastic trim.
Cool Grey paint will have Cool Grey plastic trim.
Cottonwood, Sand and Wet Sand will have Sand plastic trim.
Misty Brown paint will have Misty Brown plastic trim.
Starlight Silver Metallic and Warm Grey paints will have Warm Grey plastic trim.

Balance® Overhead Storage Cabinet Paint Color

Black	BL
Blue Grey	GR
Bronze Metallic	ZM
Cayenne	CY
Champagne Metallic	CM
Cool Grey	CG
Cottonwood	CO
Earthen Clay	EY
Espresso Metallic	EX
Everglade Shade	EV
Flannel	FN
Glitz Metallic	GZ
Hazy Jade	HJ
Honey Bee	HY
Light Tone	LG
Mardi Gras	MG
Misty Brown	MY
Nemo	NE
Nordic	ND
Purple Haze	PH
Rubber Ducky	RK
Sand	SA
Starlight Silver Metallic	SX
Surf's Up	SP
Twilight Shadow	TI
Ultra Blue	UB
Warm Grey	WG
Zesty Lime	ZL

Balance® Overhead Storage Upper Door Solid Color

Black	UBL
Blue Grey	UGR
Light Tone	ULG
Sand	USA
Translucent	UTR
Warm Grey	UWG

Balance® Overhead Storage Shelf Divider Paint Color

Black	BL
Blue Grey	GR
Cool Grey	CG
Light Tone	LG
Misty Brown	MY
Sand	SA
Warm Grey	WG

Balance® Overhead Storage Laminate Door Edge Color

Blue Grey laminate door edge	EGR
Black laminate door edge	EBL
Light Tone laminate door edge	ELG
Sand laminate door edge	ESA
Warm Grey laminate door edge	EWG

Universal Overhead Veneer Colors

Castle Oak	MCO
Cherry Storm on Maple	MCX
Cherry Veneer	RCY
Cinnamon on Maple	MCN
Cocoa on Maple	MCA
Kensington Maple on Maple	MMA
Mahogany Veneer	RMH
Monticello Maple on Maple	MMT
Oak Veneer	ROK
River Cherry on Beech	BRY
River Cherry on Maple	MRY
River Cherry on Oak	ORY
Walnut Veneer	RWA

Accessories Trim Color

Black	BL
Blue Grey	GR
Clear	CL
Cool Grey	CG
Light Tone	LG
Misty Brown	MY
Sand	SA
Warm Grey	WG

The Clear (CL) color option is only available on Paper Management items PPFH, PPLL, PPDS, PPVS, PPTC, PPDH, PPAT and PPPC.

700 Series® Storage Unit (and Drawer) Color

Black	BL
Blue Grey	GR
Bronze Metallic	ZM
Cayenne	CY
Champagne Metallic	CM
Cool Grey	CG
Cottonwood	CO
Earthen Clay	EY
Espresso Metallic	EX
Everglade Shade	EV
Flannel	FN
Glitz Metallic	GZ
Hazy Jade	HJ
Honey Bee	HY
Light Tone	LG
Mardi Gras	MG
Misty Brown	MY
Nemo	NE
Nordic	ND
Poppy Red	PR
Purple Haze	PH
Rubber Ducky	RK
Sand	SA
Sky Blue	SK
Starlight Silver Metallic	SX
Surf's Up	SP
Twilight Shadow	TI
Ultra Blue	UB
Warm Grey	WG
Zesty Lime	ZL

Custom white silver & metallic paints specified on 700 Series files and storage units incur a 5% list price upcharge

Lock Color

Black	BLL
Satin Chrome	SCL

System 3000® Panels
Fabric Covered Acoustical

System 3000® Panels
Fabric Covered Acoustical



CFP

MODEL	W x H	MODEL NUMBER: Basic Model	Base Power	Trim Color	Fabric Side 1	Fabric Side 2	Approx. Packaged Weight	Delivered Pricing Fabric Grade 1 & C.O.M.	Delivered Pricing Fabric Grade 2	Delivered Pricing Fabric Grade 3 & Pallas Vertical Fabric Grade PV	Delivered Pricing Pallas Vertical Fabric Grade PV1	Delivered Pricing Pallas Vertical Fabric Grade PV2
Fabric Acoustical Panels • Panel is constructed of a metal frame, aluminum septum and fiberglass sandwiched between expanded metal, covered with fiberglass and fabric • Panels are connected through a single piece poly hinge • Panel-to-Panel Power Connectors must be specified separately • Powered panel raceway includes four locations for power and cable access for panels wider than 24", 24" panel contains two receptacle locations • Curved, 12" and 18" wide panels are power pass-through only • 12" and 18" panels not recommended for use as return panels • Product includes complete panel assembly with connectors (panel hinges, sleeve, side trim rails, top cap, base raceway) plus carpet grippers • Class A fire rated • NRC rating is .80, NIC rating is 22, STC rating is 23 • Power infeed must be specified separately • Bezel opening is 1.376" x 2.7" to accept data faceplates by Avaya, Amp, Ortronics, Panduit and Leviton	12 x 32"	CFP1232	TN	□□	□□□□	□□□□	22.0#	$ 807	$ 829	$ 856	$ 877	$ 926
	18 x 32"	CFP1832	TN	□□	□□□□	□□□□	25.0#	817	835	859	886	934
	12 x 42"	CFP1242	TN	□□	□□□□	□□□□	24.0#	856	872	898	926	976
	18 x 42"	CFP1842	TN	□□	□□□□	□□□□	30.0#	864	886	908	937	983
	12 x 48"	CFP1248	TN	□□	□□□□	□□□□	26.0#	938	966	985	1023	1067
	18 x 48"	CFP1848	TN	□□	□□□□	□□□□	33.0#	958	983	1005	1043	1089

Ⓐ Ⓑ Ⓒ Ⓓ Ⓔ

HOW TO ORDER

Indicate the following information on order form:
1. Quantity of each item.
2. Model number, including options. See "How To Build a Model Number".
3. Any special service required.

Note: • The □ indicates that a choice is required.
• The absence of the □ indicates that no choice is required.
• Alpha-numeric characters in place of □ indicate that no other alternatives are available.

HOW TO BUILD A MODEL NUMBER

Ⓐ Select basic model.

Ⓑ Select base power.
TN - No Power

Ⓒ Select trim color.
Refer to the **Product Color Options** page in this price list.

Ⓓ Select fabric side 1.
Refer to **ki.com/fabrics**

Ⓔ Select fabric side 2.
Refer to **ki.com/fabrics**

UPHOLSTERY INFORMATION

Fabric Mixing
If fabric is ordered from one group on side 1 and another group on side 2, calculate list price using the following method:

Example:
-Grade 2 Fabric
-Grade 1 Fabric
———
Upcharge

Upcharge/2 = Cost for one side

Grade 1 Fabric
+Cost for one side
———
Combined list price

Fabric Disclaimer
Fabric will be applied as swatched by the fabric manufacturer. Fabric that is required to be applied differently than is swatched will need a Product Modification Request written specifying the direction the fabric is to be applied.

SPECIAL SERVICES

Special Carton Marking
With specially marked information N/C

Shipping
Ships **knocked down, FOB Manitowoc, WI 54220, freight prepaid.** Freight class 70.

Specifications and prices are subject to change without prior notice.

System 3000® Panels
Fabric Covered Acoustical

System 3000® Panels
Fabric Covered Acoustical



CFP

MODEL	W x H	MODEL NUMBER: Basic Model	Base Power	Trim Color	Fabric Side 1	Fabric Side 2	Approx. Packaged Weight	Delivered Pricing Fabric Grade 1 & C.O.M.	Delivered Pricing Fabric Grade 2	Delivered Pricing Fabric Grade 3 & Pallas Vertical Fabric Grade PV	Delivered Pricing Pallas Vertical Fabric Grade PV1	Delivered Pricing Pallas Vertical Fabric Grade PV2	Base Power add to list price
Fabric Acoustical Panels • Panel is constructed of a metal frame, aluminum septum and fiberglass sandwiched between expanded metal, covered with fiberglass and fabric • Panels are connected through a single piece poly hinge • Panel-to-Panel Power Connectors must be specified separately • Powered panel raceway includes four locations for power and cable access for panels wider than 24", 24" panel contains two receptacle locations • Curved, 12" and 18" wide panels are power pass-through only • 12" and 18" panels not recommended for use as return panels • Product includes complete panel assembly with connectors (panel hinges, sleeve, side trim rails, top cap, base raceway) plus carpet grippers • Class A fire rated • NRC rating is .80, NIC rating is 22, STC rating is 23 • Power infeed must be specified separately • Bezel opening is 1.376" x 2.7" to accept data faceplates by Avaya, Amp, Ortronics, Panduit and Leviton	24 x 32"	CFP2432	☐☐	☐☐	☐☐☐☐	☐☐☐☐	30.0#	$ 929	$ 955	$ 972	$ 1011	$ 1055	$ 176
	30 x 32"	CFP3032	☐☐	☐☐	☐☐☐☐	☐☐☐☐	35.0#	1027	1055	1080	1119	1171	183
	36 x 32"	CFP3632	☐☐	☐☐	☐☐☐☐	☐☐☐☐	40.0#	1116	1148	1170	1218	1273	191
	42 x 32"	CFP4232	☐☐	☐☐	☐☐☐☐	☐☐☐☐	45.0#	1325	1366	1392	1447	1513	202
	48 x 32"	CFP4832	☐☐	☐☐	☐☐☐☐	☐☐☐☐	53.0#	1392	1434	1460	1515	1588	208
	54 x 32"	CFP5432	☐☐	☐☐	☐☐☐☐	☐☐☐☐	57.0#	1401	1449	1469	1530	1596	225
	60 x 32"	CFP6032	☐☐	☐☐	☐☐☐☐	☐☐☐☐	59.0#	1402	1450	1471	1531	1598	230
	24 x 42"	CFP2442	☐☐	☐☐	☐☐☐☐	☐☐☐☐	36.0#	976	1002	1023	1060	1112	176
	30 x 42"	CFP3042	☐☐	☐☐	☐☐☐☐	☐☐☐☐	41.0#	1080	1113	1133	1178	1231	183
	36 x 42"	CFP3642	☐☐	☐☐	☐☐☐☐	☐☐☐☐	47.0#	1173	1209	1228	1278	1340	191
	42 x 42"	CFP4242	☐☐	☐☐	☐☐☐☐	☐☐☐☐	54.0#	1396	1444	1464	1524	1592	202
	48 x 42"	CFP4842	☐☐	☐☐	☐☐☐☐	☐☐☐☐	61.0#	1466	1510	1534	1596	1672	208
	54 x 42"	CFP5442	☐☐	☐☐	☐☐☐☐	☐☐☐☐	69.0#	1476	1523	1545	1608	1681	225
	60 x 42"	CFP6042	☐☐	☐☐	☐☐☐☐	☐☐☐☐	77.0#	1495	1542	1564	1629	1697	230
	24 x 48"	CFP2448	☐☐	☐☐	☐☐☐☐	☐☐☐☐	39.0#	1035	1070	1090	1129	1180	176
	30 x 48"	CFP3048	☐☐	☐☐	☐☐☐☐	☐☐☐☐	45.0#	1148	1185	1209	1251	1312	183
	36 x 48"	CFP3648	☐☐	☐☐	☐☐☐☐	☐☐☐☐	51.0#	1238	1278	1300	1352	1411	191
	42 x 48"	CFP4248	☐☐	☐☐	☐☐☐☐	☐☐☐☐	59.0#	1446	1489	1510	1574	1646	202
	48 x 48"	CFP4848	☐☐	☐☐	☐☐☐☐	☐☐☐☐	67.0#	1517	1561	1594	1653	1733	208
	54 x 48"	CFP5448	☐☐	☐☐	☐☐☐☐	☐☐☐☐	75.0#	1588	1636	1666	1732	1810	225
	60 x 48"	CFP6048	☐☐	☐☐	☐☐☐☐	☐☐☐☐	84.0#	1603	1651	1683	1747	1826	230

Ⓐ Ⓑ Ⓒ Ⓓ Ⓔ

HOW TO ORDER

Indicate the following information on order form:
1. Quantity of each item.
2. Model number, including options. See "How To Build a Model Number".
3. Any special service required.

Note: • The ☐ indicates that a choice is required.
- The absence of the ☐ indicates that no choice is required.
- Alpha-numeric characters in place of ☐ indicate that no other alternatives are available.

HOW TO BUILD A MODEL NUMBER

Ⓐ Select basic model.

Ⓑ Select base power.

TN	- No Power
T4	- 442 - 10 Wire Power
T6	- 622 - 10 Wire Power; add $225

Refer to upcharge column "Base Power add to list price" for pricing of T4 and T6, when selecting a powered panel.

Ⓒ Select trim color.
Refer to the **Product Color Options** page in this price list.

Ⓓ Select fabric side 1.
Refer to **ki.com/fabrics**

Ⓔ Select fabric side 2.
Refer to **ki.com/fabrics**

UPHOLSTERY INFORMATION

Fabric Mixing
If fabric is ordered from one group on side 1 and another group on side 2, calculate list price using the following method:

Example:
-Grade 2 Fabric
-Grade 1 Fabric
———————
Upcharge

Upcharge/2 = Cost for one side

Grade 1 Fabric
+Cost for one side
———————
Combined list price

Fabric Disclaimer
Fabric will be applied as swatched by the fabric manufacturer. Fabric that is required to be applied differently than is swatched will need a Product Modification Request written specifying the direction the fabric is to be applied.

SPECIAL SERVICES

Special Carton Marking

With specially marked information	N/C

Shipping
Ships **knocked down, FOB Manitowoc, WI 54220, freight prepaid.** Freight class 70.

Specifications and prices are subject to change without prior notice.

System 3000® Panels
Fabric Covered Acoustical

System 3000® Panels
Fabric Covered Acoustical



CFP

MODEL	W x H	MODEL NUMBER Basic Model	Base Power	Trim Color	Fabric Side 1	Fabric Side 2	Approx. Packaged Weight	Delivered Pricing Fabric Grade 1 & C.O.M.	Delivered Pricing Fabric Grade 2	Delivered Pricing Fabric Grade 3 & Pallas Vertical Fabric Grade PV	Delivered Pricing Pallas Vertical Fabric Grade PV1	Delivered Pricing Pallas Vertical Fabric Grade PV2
Fabric Acoustical Panels	12 x 54”	CFP1254	TN	□□	□□□□	□□□□	28.0#	$ 1025	$ 1051	$ 1077	$ 1117	$ 1169
• Panel is constructed of a metal frame, aluminum septum and fiberglass sandwiched between expanded metal, covered with fiberglass and fabric	18 x 54”	CFP1854	TN	□□	□□□□	□□□□	35.0#	1031	1059	1083	1126	1174
• Panels are connected through a single piece poly hinge	12 x 62”	CFP1262	TN	□□	□□□□	□□□□	30.0#	1098	1131	1147	1193	1252
• Panel-to-Panel Power Connectors must be specified separately	18 x 62”	CFP1862	TN	□□	□□□□	□□□□	37.0#	1106	1139	1160	1200	1260
• Powered panel raceway includes four locations for power and cable access for panels wider than 24”, 24” panel contains two receptacle locations	12 x 66”	CFP1266	TN	□□	□□□□	□□□□	33.0#	1166	1199	1222	1267	1325
• Curved, 12” and 18” wide panels are power pass-through only	18 x 66”	CFP1866	TN	□□	□□□□	□□□□	40.0#	1173	1209	1228	1278	1340
• 12” and 18” panels not recommended for use as return panels		Ⓐ	Ⓑ	Ⓒ	Ⓓ	Ⓔ						
• Product includes complete panel assembly with connectors (panel hinges, sleeve, side trim rails, top cap, base raceway) plus carpet grippers												
• Class A fire rated												
• NRC rating is .80, NIC rating is 22, STC rating is 23												
• Power infeed must be specified separately												

HOW TO ORDER

Indicate the following information on order form:
1. Quantity of each item.
2. Model number, including options. See “How To Build a Model Number”.
3. Any special service required.

Note: • The □ indicates that a choice is required.
- The absence of the □ indicates that no choice is required.
- Alpha-numeric characters in place of □ indicate that no other alternatives are available.

HOW TO BUILD A MODEL NUMBER

Ⓐ Select basic model.

Ⓑ Select base power.

TN	- No Power

Ⓒ Select trim color.
Refer to the **Product Color Options** page in this price list.

Ⓓ Select fabric side 1.
Refer to **ki.com/fabrics**

Ⓔ Select fabric side 2.
Refer to **ki.com/fabrics**

UPHOLSTERY INFORMATION

Fabric Mixing
If fabric is ordered from one group on side 1 and another group on side 2, calculate list price using the following method:

Example:
-Grade 2 Fabric
-Grade 1 Fabric
———————
Upcharge

Upcharge/2 = Cost for one side

Grade 1 Fabric
+Cost for one side
———————
Combined list price

Fabric Disclaimer
Fabric will be applied as swatched by the fabric manufacturer. Fabric that is required to be applied differently than is swatched will need a Product Modification Request written specifying the direction the fabric is to be applied.

SPECIAL SERVICES

Special Carton Marking

With specially marked information	N/C

Shipping
Ships **knocked down, FOB Manitowoc, WI 54220, freight prepaid.** Freight class 70.

Specifications and prices are subject to change without prior notice.

System 3000® Panels
Fabric Covered Acoustical

System 3000® Panels
Fabric Covered Acoustical



CFP

MODEL	W x H	MODEL NUMBER Basic Model	Base Power	Trim Color	Fabric Side 1	Fabric Side 2	Approx. Packaged Weight	Delivered Pricing Fabric Grade 1 & C.O.M.	Delivered Pricing Fabric Grade 2	Delivered Pricing Fabric Grade 3 & Pallas Vertical Fabric Grade PV	Delivered Pricing Pallas Vertical Fabric Grade PV1	Delivered Pricing Pallas Vertical Fabric Grade PV2	Base Power add to list price
Fabric Acoustical Panels • Panel is constructed of a metal frame, aluminum septum and fiberglass sandwiched between expanded metal, covered with fiberglass and fabric • Panels are connected through a single piece poly hinge • Panel-to-Panel Power Connectors must be specified separately • Powered panel raceway includes four locations for power and cable access for panels wider than 24", 24" panel contains two receptacle locations • Curved, 12" and 18" wide panels are power pass-through only • 12" and 18" panels not recommended for use as return panels • Product includes complete panel assembly with connectors (panel hinges, sleeve, side trim rails, top cap, base raceway) plus carpet grippers • Class A fire rated • NRC rating is .80, NIC rating is 22, STC rating is 23 • Power infeed must be specified separately • Bezel opening is 1.376" x 2.7" to accept data faceplates by Avaya, Amp, Ortronics, Panduit and Leviton	24 x 54"	CFP2454	☐☐	☐☐	☐☐☐☐	☐☐☐☐	41.0#	$ 1103	$ 1138	$ 1159	$ 1199	$ 1259	$ 176
	30 x 54"	CFP3054	☐☐	☐☐	☐☐☐☐	☐☐☐☐	48.0#	1213	1254	1274	1322	1381	183
	36 x 54"	CFP3654	☐☐	☐☐	☐☐☐☐	☐☐☐☐	55.0#	1301	1343	1366	1420	1482	191
	42 x 54"	CFP4254	☐☐	☐☐	☐☐☐☐	☐☐☐☐	63.0#	1495	1542	1564	1629	1697	202
	48 x 54"	CFP4854	☐☐	☐☐	☐☐☐☐	☐☐☐☐	72.0#	1563	1612	1636	1704	1783	208
	54 x 54"	CFP5454	☐☐	☐☐	☐☐☐☐	☐☐☐☐	81.0#	1730	1780	1818	1884	1975	225
	60 x 54"	CFP6054	☐☐	☐☐	☐☐☐☐	☐☐☐☐	90.0#	1752	1802	1838	1908	1998	230
	24 x 62"	CFP2462	☐☐	☐☐	☐☐☐☐	☐☐☐☐	44.0#	1169	1201	1224	1271	1330	176
	30 x 62"	CFP3062	☐☐	☐☐	☐☐☐☐	☐☐☐☐	52.0#	1295	1335	1355	1414	1474	183
	36 x 62"	CFP3662	☐☐	☐☐	☐☐☐☐	☐☐☐☐	58.0#	1373	1414	1440	1496	1563	191
	42 x 62"	CFP4262	☐☐	☐☐	☐☐☐☐	☐☐☐☐	69.0#	1560	1610	1631	1699	1779	202
	48 x 62"	CFP4862	☐☐	☐☐	☐☐☐☐	☐☐☐☐	77.0#	1646	1695	1725	1793	1873	208
	54 x 62"	CFP5462	☐☐	☐☐	☐☐☐☐	☐☐☐☐	88.0#	1823	1876	1917	1985	2076	225
	60 x 62"	CFP6062	☐☐	☐☐	☐☐☐☐	☐☐☐☐	97.0#	1838	1891	1924	2001	2093	230
	24 x 66"	CFP2466	☐☐	☐☐	☐☐☐☐	☐☐☐☐	47.0#	1237	1271	1299	1349	1409	176
	30 x 66"	CFP3066	☐☐	☐☐	☐☐☐☐	☐☐☐☐	56.0#	1382	1424	1449	1505	1574	183
	36 x 66"	CFP3666	☐☐	☐☐	☐☐☐☐	☐☐☐☐	62.0#	1442	1483	1507	1568	1642	191
	42 x 66"	CFP4266	☐☐	☐☐	☐☐☐☐	☐☐☐☐	74.0#	1624	1673	1699	1766	1850	202
	48 x 66"	CFP4866	☐☐	☐☐	☐☐☐☐	☐☐☐☐	82.0#	1722	1773	1802	1876	1962	208
	54 x 66"	CFP5466	☐☐	☐☐	☐☐☐☐	☐☐☐☐	94.0#	1936	1992	2036	2107	2209	225
	60 x 66"	CFP6066	☐☐	☐☐	☐☐☐☐	☐☐☐☐	105.0#	1975	2027	2068	2143	2247	230

Ⓐ Ⓑ Ⓒ Ⓓ Ⓔ

HOW TO ORDER

Indicate the following information on order form:
1. Quantity of each item.
2. Model number, including options. See "How To Build a Model Number".
3. Any special service required.

Note: • The ☐ indicates that a choice is required.
- The absence of the ☐ indicates that no choice is required.
- Alpha-numeric characters in place of ☐ indicate that no other alternatives are available.

HOW TO BUILD A MODEL NUMBER

Ⓐ Select basic model.

Ⓑ Select base power.

TN	- No Power
T4	- 442 - 10 Wire Power
T6	- 622 - 10 Wire Power; add $202

Refer to upcharge column "Base Power add to list price" for pricing of T4 and T6, when selecting a powered panel.

Ⓒ Select trim color.
Refer to the **Product Color Options** page in this price list.

Ⓓ Select fabric side 1.
Refer to **ki.com/fabrics**

Ⓔ Select fabric side 2.
Refer to **ki.com/fabrics**

UPHOLSTERY INFORMATION

Fabric Mixing
If fabric is ordered from one group on side 1 and another group on side 2, calculate list price using the following method:

Example:
-Grade 2 Fabric
-Grade 1 Fabric
———
Upcharge

Upcharge/2 = Cost for one side

Grade 1 Fabric
+Cost for one side
———
Combined list price

Fabric Disclaimer
Fabric will be applied as swatched by the fabric manufacturer. Fabric that is required to be applied differently than is swatched will need a Product Modification Request written specifying the direction the fabric is to be applied.

SPECIAL SERVICES

Special Carton Marking

With specially marked information	N/C

Shipping
Ships **knocked down, FOB Manitowoc, WI 54220, freight prepaid.** Freight class 70.

Specifications and prices are subject to change without prior notice.

System 3000® Panels
Fabric Covered Acoustical

System 3000® Panels
Fabric Covered Acoustical



CFP

MODEL	W x H	MODEL NUMBER Basic Model	Base Power	Trim Color	Fabric Side 1	Fabric Side 2	Approx. Packaged Weight	Delivered Pricing Fabric Grade 1 & C.O.M.	Delivered Pricing Fabric Grade 2	Delivered Pricing Fabric Grade 3 & Pallas Vertical Fabric Grade PV	Delivered Pricing Pallas Vertical Fabric Grade PV1	Delivered Pricing Pallas Vertical Fabric Grade PV2
Fabric Acoustical Panels	12 x 72”	CFP1272	TN	□□	□□□□	□□□□	55.0#	$ 1168	$ 1200	$ 1223	$ 1268	$ 1328
• Panel is constructed of a metal frame, aluminum septum and fiberglass sandwiched between expanded metal, covered with fiberglass and fabric	18 x 72”	CFP1872	TN	□□	□□□□	□□□□	44.0#	1204	1238	1262	1312	1372
• Panels are connected through a single piece poly hinge	12 x 80”	CFP1280	TN	□□	□□□□	□□□□	38.0#	1169	1201	1224	1271	1330
• Panel-to-Panel Power Connectors must be specified separately	18 x 80”	CFP1880	TN	□□	□□□□	□□□□	47.0#	1227	1263	1288	1343	1399
• Powered panel raceway includes four locations for power and cable access for panels wider than 24”, 24” panel contains two receptacle locations												
• Curved, 12” and 18” wide panels are power pass-through only												
• 12” and 18” panels not recommended for use as return panels												
• Product includes complete panel assembly with connectors (panel hinges, sleeve, side trim rails, top cap, base raceway) plus carpet grippers												
• Class A fire rated												
• NRC rating is .80, NIC rating is 22, STC rating is 23												
• Power infeed must be specified separately												
		Ⓐ	Ⓑ	Ⓒ	Ⓓ	Ⓔ						

HOW TO ORDER

Indicate the following information on order form:
1. Quantity of each item.
2. Model number, including options. See “How To Build a Model Number”.
3. Any special service required.

Note: • The □ indicates that a choice is required.
- The absence of the □ indicates that no choice is required.
- Alpha-numeric characters in place of □ indicate that no other alternatives are available.

HOW TO BUILD A MODEL NUMBER

Ⓐ Select basic model.

Ⓑ Select base power.

TN	- No Power

Ⓒ Select trim color.
Refer to the **Product Color Options** page in this price list.

Ⓓ Select fabric side 1.
Refer to **ki.com/fabrics**

Ⓔ Select fabric side 2.
Refer to **ki.com/fabrics**

UPHOLSTERY INFORMATION

Fabric Mixing
If fabric is ordered from one group on side 1 and another group on side 2, calculate list price using the following method:

Example:
-Grade 2 Fabric
-Grade 1 Fabric
———————
Upcharge

Upcharge/2 = Cost for one side

Grade 1 Fabric
+Cost for one side
———————
Combined list price

Fabric Disclaimer
Fabric will be applied as swatched by the fabric manufacturer. Fabric that is required to be applied differently than is swatched will need a Product Modification Request written specifying the direction the fabric is to be applied.

SPECIAL SERVICES

Special Carton Marking

With specially marked information	N/C

Shipping
Ships **knocked down, FOB Manitowoc, WI 54220, freight prepaid.** Freight class 70.

Specifications and prices are subject to change without prior notice.

System 3000® Panels
Fabric Covered Acoustical

System 3000® Panels
Fabric Covered Acoustical



CFP

MODEL	W x H	MODEL NUMBER: Basic Model	Base Power	Trim Color	Fabric Side 1	Fabric Side 2	Approx. Packaged Weight	Delivered Pricing Fabric Grade 1 & C.O.M.	Delivered Pricing Fabric Grade 2	Delivered Pricing Fabric Grade 3 & Pallas Vertical Fabric Grade PV	Delivered Pricing Pallas Vertical Fabric Grade PV1	Delivered Pricing Pallas Vertical Fabric Grade PV2	Base Power add to list price
Fabric Acoustical Panels	24 x 72”	CFP2472	□□	□□	□□□□	□□□□	51.0#	$ 1328	$ 1369	$ 1393	$ 1449	$ 1514	$ 176
• Panel is constructed of a metal frame, aluminum septum and fiberglass sandwiched between expanded metal, covered with fiberglass and fabric	30 x 72”	CFP3072	□□	□□	□□□□	□□□□	60.0#	1517	1561	1594	1653	1733	183
	36 x 72”	CFP3672	□□	□□	□□□□	□□□□	67.0#	1596	1644	1677	1743	1820	191
	42 x 72”	CFP4272	□□	□□	□□□□	□□□□	80.0#	1753	1803	1845	1909	2000	202
	48 x 72”	CFP4872	□□	□□	□□□□	□□□□	89.0#	1880	1936	1979	2048	2142	208
	54 x 72”	CFP5472	□□	□□	□□□□	□□□□	100.0#	2009	2072	2112	2190	2293	225
• Panels are connected through a single piece poly hinge	60 x 72”	CFP6072	□□	□□	□□□□	□□□□	108.0#	2036	2093	2135	2217	2317	230
• Panel-to-Panel Power Connectors must be specified separately	24 x 80”	CFP2480	□□	□□	□□□□	□□□□	55.0#	1421	1466	1492	1548	1623	176
	30 x 80”	CFP3080	□□	□□	□□□□	□□□□	64.0#	1651	1697	1730	1797	1877	183
	36 x 80”	CFP3680	□□	□□	□□□□	□□□□	72.0#	1752	1802	1838	1908	1998	191
• Powered panel raceway includes four locations for power and cable access for panels wider than 24”, 24” panel contains two receptacle locations	42 x 80”	CFP4280	□□	□□	□□□□	□□□□	87.0#	1883	1938	1981	2054	2148	202
	48 x 80”	CFP4880	□□	□□	□□□□	□□□□	97.0#	2042	2102	2142	2221	2328	208
	54 x 80”	CFP5480	□□	□□	□□□□	□□□□	106.0#	2128	2191	2237	2320	2428	225
• Curved, 12” and 18” wide panels are power pass-through only	60 x 80”	CFP6080	□□	□□	□□□□	□□□□	121.0#	2167	2229	2272	2361	2470	230
• 12” and 18” panels not recommended for use as return panels													
• Product includes complete panel assembly with connectors (panel hinges, sleeve, side trim rails, top cap, base raceway) plus carpet grippers													
• Class A fire rated													
• NRC rating is .80, NIC rating is 22, STC rating is 23													
• Power infeed must be specified separately													
• Bezel opening is 1.376” x 2.7” to accept data faceplates by Avaya, Amp, Ortronics, Panduit and Leviton													
		Ⓐ	Ⓑ	Ⓒ	Ⓓ	Ⓔ							

HOW TO ORDER

Indicate the following information on order form:
1. Quantity of each item.
2. Model number, including options. See “How To Build a Model Number”.
3. Any special service required.

Note: • The □ indicates that a choice is required.
- The absence of the □ indicates that no choice is required.
- Alpha-numeric characters in place of □ indicate that no other alternatives are available.

HOW TO BUILD A MODEL NUMBER

Ⓐ Select basic model.

Ⓑ Select base power.

TN	- No Power
T4	- 442 - 10 Wire Power
T6	- 622 - 10 Wire Power; add $202

Refer to upcharge column “Base Power add to list price” for pricing of T4 and T6, when selecting a powered panel.

Ⓒ Select trim color.
Refer to the **Product Color Options** page in this price list.

Ⓓ Select fabric side 1.
Refer to **ki.com/fabrics**

Ⓔ Select fabric side 2.
Refer to **ki.com/fabrics**

UPHOLSTERY INFORMATION

Fabric Mixing
If fabric is ordered from one group on side 1 and another group on side 2, calculate list price using the following method:

Example:
-Grade 2 Fabric
-Grade 1 Fabric
———
Upcharge

Upcharge/2 = Cost for one side

Grade 1 Fabric
+Cost for one side
———
Combined list price

Fabric Disclaimer
Fabric will be applied as swatched by the fabric manufacturer. Fabric that is required to be applied differently than is swatched will need a Product Modification Request written specifying the direction the fabric is to be applied.

SPECIAL SERVICES

Special Carton Marking

With specially marked information	N/C

Shipping
Ships **knocked down, FOB Manitowoc, WI 54220, freight prepaid.** Freight class 70.

Specifications and prices are subject to change without prior notice.

System 3000® Panels
Half Open Frame-Half Fabric

System 3000® Panels
Half Open Frame-Half Fabric

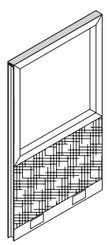

COGP

Half Open Frame/Half Fabric Panels
- Open frame panel with fabric section extending to a 29" height
- Panel is constructed of a painted aluminum frame
- Panels are connected through a single piece poly hinge
- Panel-to-Panel Power Connectors must be specified separately
- Powered panel raceway includes four locations for power and cable access for panels wider than 24". 24" panel contains two receptacle locations
- Product includes complete panel assembly with connectors (panel, hinges, sleeve, side trim rails, top cap, base raceway) plus carpet grippers
- Bezel opening is 1.376" x 2.7" to accept data faceplates by Avaya, AMP, Ortronics, Panduit and Leviton
- Class A fire rated

		MODEL NUMBER												
MODEL	W x H	Basic Model	Base Power	Trim Color	Fabric Side 1	Fabric Side 2	Approx. Packaged Weight	Delivered Pricing Fabric Grade 1 & C.O.M.	Delivered Pricing Fabric Grade 2	Delivered Pricing Fabric Grade 3 & Pallas Vertical Fabric Grade PV	Delivered Pricing Pallas Vertical Fabric Grade PV1	Delivered Pricing Pallas Vertical Fabric Grade PV2	Base Power add to list price
	24 x 54"	COFP2454	□□	□□	□□□□	□□□□	42.0#	$ 1300	$ 1319	$ 1342	$ 1352	$ 1386	$ 176
	30 x 54"	COFP3054	□□	□□	□□□□	□□□□	48.0#	1501	1530	1548	1561	1608	183
	36 x 54"	COFP3654	□□	□□	□□□□	□□□□	54.0#	1517	1545	1561	1576	1625	191
	42 x 54"	COFP4254	□□	□□	□□□□	□□□□	60.0#	1590	1625	1639	1651	1703	202
	48 x 54"	COFP4854	□□	□□	□□□□	□□□□	66.0#	1662	1696	1708	1726	1783	208
	24 x 62"	COFP2462	□□	□□	□□□□	□□□□	44.0#	1332	1353	1373	1383	1427	176
	30 x 62"	COFP3062	□□	□□	□□□□	□□□□	51.0#	1538	1564	1586	1600	1642	183
	36 x 62"	COFP3662	□□	□□	□□□□	□□□□	57.0#	1556	1585	1604	1617	1662	191
	42 x 62"	COFP4262	□□	□□	□□□□	□□□□	63.0#	1624	1654	1673	1684	1742	202
	48 x 62"	COFP4862	□□	□□	□□□□	□□□□	70.0#	1696	1732	1749	1762	1819	208
	24 x 66"	COFP2466	□□	□□	□□□□	□□□□	47.0#	1370	1392	1412	1420	1464	176
	30 x 66"	COFP3066	□□	□□	□□□□	□□□□	54.0#	1451	1476	1495	1507	1552	183
	36 x 66"	COFP3666	□□	□□	□□□□	□□□□	60.0#	1590	1625	1639	1651	1703	191
	42 x 66"	COFP4266	□□	□□	□□□□	□□□□	66.0#	1662	1696	1708	1726	1783	202
	48 x 66"	COFP4866	□□	□□	□□□□	□□□□	74.0#	1735	1770	1785	1802	1857	208
	24 x 72"	COFP2472	□□	□□	□□□□	□□□□	48.0#	1411	1439	1453	1466	1505	176
	30 x 72"	COFP3072	□□	□□	□□□□	□□□□	57.0#	1495	1523	1542	1552	1600	183
	36 x 72"	COFP3672	□□	□□	□□□□	□□□□	63.0#	1631	1666	1682	1696	1749	191
	42 x 72"	COFP4272	□□	□□	□□□□	□□□□	69.0#	1699	1735	1752	1770	1823	202
	48 x 72"	COFP4872	□□	□□	□□□□	□□□□	79.0#	1774	1806	1826	1843	1897	208
	24 x 80"	COFP2480	□□	□□	□□□□	□□□□	52.0#	1451	1476	1495	1507	1552	176
	30 x 80"	COFP3080	□□	□□	□□□□	□□□□	60.0#	1534	1561	1590	1596	1639	183
	36 x 80"	COFP3680	□□	□□	□□□□	□□□□	67.0#	1673	1704	1722	1735	1787	191
	42 x 80"	COFP4280	□□	□□	□□□□	□□□□	73.0#	1745	1778	1793	1806	1868	202
	48 x 80"	COFP4880	□□	□□	□□□□	□□□□	84.0#	1814	1851	1868	1879	1937	208

Ⓐ Ⓑ Ⓒ Ⓓ Ⓔ

HOW TO ORDER

Indicate the following information on order form:
1. Quantity of each item.
2. Model number, including options. See "How To Build a Model Number".
3. Any special service required.

Note: • The □ indicates that a choice is required.
- The absence of the □ indicates that no choice is required.
- Alpha-numeric characters in place of □ indicate that no other alternatives are available.

HOW TO BUILD A MODEL NUMBER

Ⓐ Select basic model.

Ⓑ Select base power.

T4	- 442 - 10 Wire Power
T6	- 622 - 10 Wire Power
TN	- No Power

Refer to upcharge column "Base Power add to list price" for pricing of T4 and T6, when selecting a powered panel.

Ⓒ Select trim color.
Refer to the **Product Color Options** page in this price list.

Ⓓ Select fabric side 1.
Refer to **ki.com/fabrics**

Ⓔ Select fabric side 2.
Refer to **ki.com/fabrics**

UPHOLSTERY INFORMATION

Fabric Mixing
If fabric is ordered from one group on side 1 and another group on side 2, calculate list price using the following method:

Example:
-Grade 2 Fabric
-Grade 1 Fabric
———————
Upcharge

Upcharge/2 = Cost for one side

Grade 1 Fabric
+Cost for one side
———————
Combined list price

Fabric Disclaimer
Fabric will be applied as swatched by the fabric manufacturer. Fabric that is required to be applied differently than is swatched will need a Product Modification Request written specifying the direction the fabric is to be applied.

SPECIAL SERVICES

Special Carton Marking

With specially marked information	N/C

Shipping
Ships **knocked down, FOB Manitowoc, WI 54220, freight prepaid.** Freight class 70.

Specifications and prices are subject to change without prior notice.

System 3000® Panels
Half Glazed-Half Fabric

System 3000® Panels
Half Glazed-Half Fabric

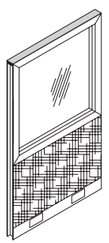

COGP

Half Glazed-Half Fabric
- Clear or bronze 1/4" tempered glass panels with fabric section extending to a 29" height
- Panel is constructed of a painted aluminum frame
- Product includes complete panel assembly with connectors (panel, hinges, sleeve, side trim rails, top cap, base raceway) plus

carpet grippers
- Panels are connected through a single piece poly hinge
- Panel-to-Panel Power Connectors must be specified separately
- Powered panel raceway includes four locations for power and cable access for panels wider than 24". 24" panel contains two

receptacle locations
- Bezel opening is 1.376" x 2.7" to accept data faceplates by Avaya, AMP, Ortronics, Panduit and Leviton
- Class A fire rated

		MODEL NUMBER												
MODEL	W x H	Basic Model	Base Power	Trim Color	Glass Color	Fabric Side 1	Fabric Side 2	Approx. Packaged Weight	Delivered Pricing Fabric Grade 1 & C.O.M.	Delivered Pricing Fabric Grade 2	Delivered Pricing Fabric Grade 3 & Pallas Vertical Fabric Grade PV	Delivered Pricing Pallas Vertical Fabric Grade PV1	Delivered Pricing Pallas Vertical Fabric Grade PV2	Base Power add to list price
	24 x 54"	CGFP2454	□□	□□	□□□	□□□□	□□□□	47.0#	$ 1383	$ 1402	$ 1427	$ 1440	$ 1482	$ 176
	30 x 54"	CGFP3054	□□	□□	□□□	□□□□	□□□□	55.0#	1494	1520	1537	1551	1598	183
	36 x 54"	CGFP3654	□□	□□	□□□	□□□□	□□□□	62.0#	1653	1688	1703	1719	1772	191
	42 x 54"	CGFP4254	□□	□□	□□□	□□□□	□□□□	70.0#	1745	1778	1793	1806	1868	202
	48 x 54"	CGFP4854	□□	□□	□□□	□□□□	□□□□	83.0#	1827	1869	1880	1904	1952	208
	24 x 62"	CGFP2462	□□	□□	□□□	□□□□	□□□□	50.0#	1446	1469	1489	1501	1545	176
	30 x 62"	CGFP3062	□□	□□	□□□	□□□□	□□□□	58.0#	1561	1590	1611	1625	1672	183
	36 x 62"	CGFP3662	□□	□□	□□□	□□□□	□□□□	66.0#	1726	1762	1779	1796	1850	191
	42 x 62"	CGFP4262	□□	□□	□□□	□□□□	□□□□	72.0#	1827	1869	1880	1904	1952	202
	48 x 62"	CGFP4862	□□	□□	□□□	□□□□	□□□□	85.0#	1928	1970	1992	2001	2067	208
	24 x 66"	CGFP2466	□□	□□	□□□	□□□□	□□□□	54.0#	1506	1533	1551	1563	1610	176
	30 x 66"	CGFP3066	□□	□□	□□□	□□□□	□□□□	62.0#	1631	1666	1682	1696	1749	183
	36 x 66"	CGFP3666	□□	□□	□□□	□□□□	□□□□	71.0#	1799	1837	1851	1870	1927	191
	42 x 66"	CGFP4266	□□	□□	□□□	□□□□	□□□□	75.0#	1913	1952	1970	1985	2048	202
	48 x 66"	CGFP4866	□□	□□	□□□	□□□□	□□□□	88.0#	2026	2069	2083	2107	2167	208
	24 x 72"	CGFP2472	□□	□□	□□□	□□□□	□□□□	48.0#	1574	1600	1623	1632	1685	176
	30 x 72"	CGFP3072	□□	□□	□□□	□□□□	□□□□	57.0#	1688	1723	1743	1753	1806	183
	36 x 72"	CGFP3672	□□	□□	□□□	□□□□	□□□□	63.0#	1873	1915	1930	1941	2002	191
	42 x 72"	CGFP4272	□□	□□	□□□	□□□□	□□□□	69.0#	1987	2026	2046	2067	2126	202
	48 x 72"	CGFP4872	□□	□□	□□□	□□□□	□□□□	79.0#	2157	2200	2218	2239	2303	208
	24 x 80"	CGFP2480	□□	□□	□□□	□□□□	□□□□	63.0#	1641	1676	1691	1706	1756	176
	30 x 80"	CGFP3080	□□	□□	□□□	□□□□	□□□□	69.0#	1746	1779	1796	1810	1869	183
	36 x 80"	CGFP3680	□□	□□	□□□	□□□□	□□□□	80.0#	1938	1981	1998	2011	2076	191
	42 x 80"	CGFP4280	□□	□□	□□□	□□□□	□□□□	90.0#	2059	2102	2120	2142	2202	202
	48 x 80"	CGFP4880	□□	□□	□□□	□□□□	□□□□	100.0#	2183	2227	2247	2276	2338	208

Ⓐ Ⓑ Ⓒ Ⓓ Ⓔ Ⓕ

HOW TO ORDER

Indicate the following information on order form:
1. Quantity of each item.
2. Model number, including options. See "How To Build a Model Number".
3. Any special service required.

Note: • The □ indicates that a choice is required.
- The absence of the □ indicates that no choice is required.
- Alpha-numeric characters in place of □ indicate that no other alternatives are available.

HOW TO BUILD A MODEL NUMBER

Ⓐ Select basic model.

Ⓑ Select base power.

T4	- 442 - 10 Wire Power
T6	- 622 - 10 Wire Power
TN	- No Power

Refer to upcharge column "Base Power add to list price" for pricing of T4 and T6, when selecting a powered panel.

Ⓒ Select trim color.
Refer to the **Product Color Options** page in this price list.

Ⓓ Select glass color.

GLA	- Clear
BRZ	- Tinted/Bronze

Ⓔ Select fabric side 1.
Refer to **ki.com/fabrics**

Ⓕ Select fabric side 2.
Refer to **ki.com/fabrics**

UPHOLSTERY INFORMATION

Fabric Mixing
If fabric is ordered from one group on side 1 and another group on side 2, calculate list price using the following method:

Example:
-Grade 2 Fabric
-Grade 1 Fabric
———————
Upcharge

Upcharge/2 = Cost for one side

Grade 1 Fabric
+Cost for one side
———————
Combined list price

Fabric Disclaimer
Fabric will be applied as swatched by the fabric manufacturer. Fabric that is required to be applied differently than is swatched will need a Product Modification Request written specifying the direction the fabric is to be applied.

SPECIAL SERVICES

Special Carton Marking

With specially marked information	N/C

Shipping
Ships **knocked down, FOB Manitowoc, WI 54220, freight prepaid.** Freight class 70.

Specifications and prices are subject to change without prior notice.

System 3000® Panels
Full Glazed

System 3000® Panels
Full Glazed

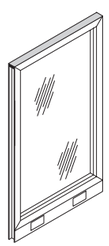

CGP

Full Glazed
- Painted aluminum frame with 1/4" clear or bronze tempered glass
- Product includes complete panel assembly with connectors (panel, hinges, sleeve, side trim rails, top cap, base raceway) plus carpet grippers
- Panels are connected through a single piece poly hinge
- Panel-to-Panel Power Connectors must be specified separately
- Powered panel raceway includes four locations for power and cable access for panels wider than 24". 24" panel contains two receptacle locations
- Bezel opening is 1.376" x 2.7" to accept data faceplates by Avaya, AMP, Ortronics, Panduit and Leviton
- Class A fire rated

		MODEL NUMBER						
MODEL	W x H	Basic Model	Base Power	Trim Color	Glass Color	Approx. Packaged Weight	Delivered Pricing	Base Power add to list price
	24 x 54"	CGP2454	□□	□□	□□□	41.0#	$ 1078	$ 176
	30 x 54"	CGP3054	□□	□□	□□□	52.0#	1131	183
	36 x 54"	CGP3654	□□	□□	□□□	62.0#	1222	191
	42 x 54"	CGP4254	□□	□□	□□□	73.0#	1346	202
	48 x 54"	CGP4854	□□	□□	□□□	83.0#	1467	208
	24 x 62"	CGP2462	□□	□□	□□□	45.0#	1118	176
	30 x 62"	CGP3062	□□	□□	□□□	57.0#	1194	183
	36 x 62"	CGP3662	□□	□□	□□□	68.0#	1290	191
	42 x 62"	CGP4262	□□	□□	□□□	78.0#	1402	202
	48 x 62"	CGP4862	□□	□□	□□□	91.0#	1527	208
	24 x 66"	CGP2466	□□	□□	□□□	50.0#	1162	176
	30 x 66"	CGP3066	□□	□□	□□□	62.0#	1253	183
	36 x 66"	CGP3666	□□	□□	□□□	74.0#	1356	191
	42 x 66"	CGP4266	□□	□□	□□□	84.0#	1467	202
	48 x 66"	CGP4866	□□	□□	□□□	99.0#	1575	208
	24 x 72"	CGP2472	□□	□□	□□□	54.0#	1254	176
	30 x 72"	CGP3072	□□	□□	□□□	68.0#	1346	183
	36 x 72"	CGP3672	□□	□□	□□□	81.0#	1452	191
	42 x 72"	CGP4272	□□	□□	□□□	91.0#	1561	202
	48 x 72"	CGP4872	□□	□□	□□□	109.0#	1676	208
	24 x 80"	CGP2480	□□	□□	□□□	59.0#	1340	176
	30 x 80"	CGP3080	□□	□□	□□□	74.0#	1442	183
	36 x 80"	CGP3680	□□	□□	□□□	89.0#	1546	191
	42 x 80"	CGP4280	□□	□□	□□□	99.0#	1654	202
	48 x 80"	CGP4880	□□	□□	□□□	119.0#	1772	208

Ⓐ Ⓑ Ⓒ Ⓓ

HOW TO ORDER

Indicate the following information on order form:
1. Quantity of each item.
2. Model number, including options. See "How To Build a Model Number".
3. Any special service required.

Note: • The □ indicates that a choice is required.
- The absence of the □ indicates that no choice is required.
- Alpha-numeric characters in place of □ indicate that no other alternatives are available.

HOW TO BUILD A MODEL NUMBER

Ⓐ Select basic model.

Ⓑ Select base power.

T4	- 442 - 10 Wire Power
T6	- 622 - 10 Wire Power
TN	- No Power

Refer to upcharge column "Base Power add to list price" for pricing of T4 and T6, when selecting a powered panel.

Ⓒ Select trim color.
Refer to the **Product Color Options** page in this price list.

Ⓓ Select glass color.

GLA	- Clear
BRZ	- Tinted/Bronze

UPHOLSTERY INFORMATION

Fabric Mixing
If fabric is ordered from one group on side 1 and another group on side 2, calculate list price using the following method:

Example:
-Grade 2 Fabric
-Grade 1 Fabric
———————
Upcharge

Upcharge/2 = Cost for one side

Grade 1 Fabric
+Cost for one side
———————
Combined list price

Fabric Disclaimer
Fabric will be applied as swatched by the fabric manufacturer. Fabric that is required to be applied differently than is swatched will need a Product Modification Request written specifying the direction the fabric is to be applied.

SPECIAL SERVICES

Special Carton Marking

With specially marked information	N/C

Shipping
Ships **knocked down, FOB Manitowoc, WI 54220, freight prepaid.** Freight class 70.

Specifications and prices are subject to change without prior notice.

System 3000® Panels Accessories
Wall Mounts

System 3000® Panels Accessories
Wall Mounts

	MODEL	W x H x D	MODEL NUMBER Basic Model	MODEL NUMBER Trim Color	Approx. Packaged Weight	Delivered Pricing
 HRDPT	**Wall Mount** • Allows panels to be attached, perpendicular, to existing wall at any angle • Inlcudes mounting plate and hinges • Aluminum construction with painted finish • No hardware for wall attachment is included	2 1/2 x 32 x 1/2”	CWM.32	☐☐	1.0#	$ 53
		2 1/2 x 42 x 1/2”	CWM.42	☐☐	1.0#	57
		2 1/2 x 48 x 1/2”	CWM.48	☐☐	1.0#	61
		2 1/2 x 54 x 1/2”	CWM.54	☐☐	2.0#	61
		2 1/2 x 62 x 1/2”	CWM.62	☐☐	2.0#	69
		2 1/2 x 66 x 1/2”	CWM.66	☐☐	2.0#	80
		2 1/2 x 72 x 1/2”	CWM.72	☐☐	2.0#	84
		2 1/2 x 80 x 1/2”	CWM.80	☐☐	2.0#	90
 HRDPT	**Adjustable Wall Mount** • Attaches a panel to a wall at the start of a run when used in combination with wall tracks • Includes mounting plate and hinges • Aluminum construction with painted finish • No hardware for wall attachment is included • Adjustable up to 1” to correct wall deflection	2 1/2 x 32 x 1”	CWMA.32	☐☐	1.0#	$ 97
		2 1/2 x 42 x 1”	CWMA.42	☐☐	1.0#	111
		2 1/2 x 48 x 1”	CWMA.48	☐☐	1.0#	124
		2 1/2 x 54 x 1”	CWMA.54	☐☐	2.0#	132
		2 1/2 x 62 x 1”	CWMA.62	☐☐	2.0#	142
		2 1/2 x 66 x 1”	CWMA.66	☐☐	2.0#	147
		2 1/2 x 72 x 1”	CWMA.72	☐☐	2.0#	159
		2 1/2 x 80 x 1”	CWMA.80	☐☐	2.0#	172
			Ⓐ	Ⓑ		

HOW TO ORDER

Indicate the following information on order form:
1. Quantity of each item.
2. Model number, including options. See “How To Build a Model Number”.
3. Any special service required.

Note: • The ☐ indicates that a choice is required.
- The absence of the ☐ indicates that no choice is required.
- Alpha-numeric characters in place of ☐ indicate that no other alternatives are available.

HOW TO BUILD A MODEL NUMBER

Ⓐ Select basic model.

Ⓑ Select trim color.
Refer to the **Product Color Options** page in this price list.

SPECIAL SERVICES

Special Carton Marking

With specially marked information	N/C

Shipping

Ships **knocked down, FOB Manitowoc, WI 54220, freight prepaid.** Freight class 70.

Specifications and prices are subject to change without prior notice.

System 3000® Panels Accessories
Corner Posts

System 3000® Panels Accessories
Corner Posts

	MODEL	W x H x D	MODEL NUMBER Basic Model	Trim Color	Fabric Color	Approx. Packaged Weight	Delivered Pricing	Delivered Pricing Fabric Grade 1 & C.O.M.	Delivered Pricing Fabric Grade 2	Delivered Pricing Fabric Grade 3 & Pallas Vertical Fabric Grade PV	Delivered Pricing Pallas Vertical Fabric Grade PV1	Delivered Pricing Pallas Vertical Fabric Grade PV2
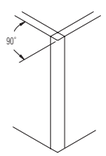	**90° Corner Post - Upholstered** • Fabric covered, extruded plastic corner covers exposed panel ends where 2 panels form a 90° connection • 90° corner top cap included • Plastic raceway cover • One-piece single poly hinge included	2 1/2 x 32 x 2 1/2”	CAFC32	□□	□□□□	2.0#	N/A	$ 110	$ 111	$ 115	$ 118	$ 123
		2 1/2 x 42 x 2 1/2”	CAFC42	□□	□□□□	2.0#	N/A	133	137	142	143	148
		2 1/2 x 48 x 2 1/2”	CAFC48	□□	□□□□	3.0#	N/A	147	148	152	158	162
		2 1/2 x 54 x 2 1/2”	CAFC54	□□	□□□□	3.0#	N/A	153	159	161	162	174
		2 1/2 x 62 x 2 1/2”	CAFC62	□□	□□□□	3.0#	N/A	174	176	183	184	194
		2 1/2 x 66 x 2 1/2”	CAFC66	□□	□□□□	3.0#	N/A	184	189	192	194	204
		2 1/2 x 72 x 2 1/2”	CAFC72	□□	□□□□	4.0#	N/A	198	201	204	205	225
		2 1/2 x 80 x 2 1/2”	CAFC80	□□	□□□□	4.0#	N/A	204	206	218	225	233
PUP												
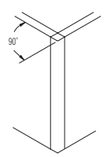	**90° Corner Post - Unupholstered** • Extruded plastic corner covers exposed panel ends where 2 panels form a 90° connection • 90° corner top cap included • Plastic raceway cover • One-piece single poly hinge included	2 1/2 x 32 x 2 1/2”	CAUC32	□□		2.0#	$ 51					
		2 1/2 x 42 x 2 1/2”	CAUC42	□□		2.0#	56					
		2 1/2 x 48 x 2 1/2”	CAUC48	□□		2.0#	64					
		2 1/2 x 54 x 2 1/2”	CAUC54	□□		3.0#	78					
		2 1/2 x 62 x 2 1/2”	CAUC62	□□		3.0#	80					
		2 1/2 x 66 x 2 1/2”	CAUC66	□□		3.0#	83					
		2 1/2 x 72 x 2 1/2”	CAUC72	□□		4.0#	107					
		2 1/2 x 80 x 2 1/2”	CAUC80	□□		4.0#	132					
PUN												
			Ⓐ	Ⓑ	Ⓒ							

HOW TO ORDER

Indicate the following information on order form:
1. Quantity of each item.
2. Model number, including options. See “How To Build a Model Number”.
3. Any special service required.

Note: • The □ indicates that a choice is required.
- The absence of the □ indicates that no choice is required.
- Alpha-numeric characters in place of □ indicate that no other alternatives are available.

HOW TO BUILD A MODEL NUMBER

Ⓐ Select basic model.

Ⓑ Select trim color.
Refer to the **Product Color Options** page in this price list.

Ⓒ Select fabric color.
Refer to **ki.com/fabrics**

SPECIAL SERVICES

Special Carton Marking

With specially marked information	N/C

Shipping

Ships **knocked down, FOB Manitowoc, WI 54220, freight prepaid.** Freight class 70.

Specifications and prices are subject to change without prior notice.

System 3000® Panels Accessories
Variable Height Corner Posts

System 3000® Panels Accessories
Variable Height Corner Posts

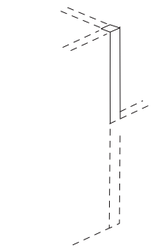

PUP

Variable Height Corner Post - Upholstered

- Fabric covered, extruded plastic corner covers exposed panel end where 2 panels of different heights meet in T-corners
- 90° corner top cap included
- One-piece single poly hinge included
- See Specifications Section for applications

MODEL	Features	W x H	MODEL NUMBER Basic Model	Trim Color	Fabric Color	Approx. Packaged Weight	Delivered Pricing Fabric Grade 1 & C.O.M.	Delivered Pricing Fabric Grade 2	Delivered Pricing Fabric Grade 3 & Pallas Vertical Fabric Grade PV	Delivered Pricing Pallas Vertical Fabric Grade PV1	Delivered Pricing Pallas Vertical Fabric Grade PV2
	32"/42"	2 1/2 x 10"	FECPC3242	□□	□□□□	1.0#	$ 78	$ 78	$ 79	$ 80	$ 83
	32"/48"	2 1/2 x 16"	FECPC3248	□□	□□□□	1.0#	83	84	85	85	93
	32"/54"	2 1/2 x 22"	FECPC3254	□□	□□□□	1.0#	90	93	94	95	102
	32"/62"	2 1/2 x 30"	FECPC3262	□□	□□□□	2.0#	97	102	103	104	108
	32"/66"	2 1/2 x 34"	FECPC3266	□□	□□□□	2.0#	103	104	108	108	112
	32"/72"	2 1/2 x 40"	FECPC3272	□□	□□□□	2.0#	104	107	110	111	115
	32"/80"	2 1/2 x 48"	FECPC3280	□□	□□□□	2.0#	107	108	111	112	118
	42"/48"	2 1/2 x 6"	FECPC4248	□□	□□□□	1.0#	44	44	48	48	49
	42"/54" or 54"/66"	2 1/2 x 12"	FECPC4254	□□	□□□□	1.0#	80	80	83	83	85
	42"/62"	2 1/2" x 20"	FECPC4262	□□	□□□□	1.0#	84	85	87	90	94
	42"/66"	2 1/2 x 24"	FECPC4266	□□	□□□□	1.0#	94	95	97	102	104
	42"/72"	2 1/2 x 30"	FECPC4272	□□	□□□□	2.0#	97	102	103	104	108
	42"/80"	2 1/2 x 38"	FECPC4280	□□	□□□□	2.0#	104	107	110	111	115
	48"/54"	2 1/2 x 6"	FECPC4854	□□	□□□□	1.0#	44	44	48	48	49
	48"/62"	2 1/2 x 14"	FECPC4862	□□	□□□□	1.0#	79	79	80	81	84
	48"/66"	2 1/2 x 18"	FECPC4866	□□	□□□□	1.0#	85	87	90	93	95
	48"/72"	2 1/2 x 24"	FECPC4872	□□	□□□□	1.0#	95	95	97	102	104
	48"/80"	2 1/2 x 32"	FECPC4880	□□	□□□□	1.0#	102	103	104	107	111
	54"/62"	2 1/2 x 8"	FECPC5462	□□	□□□□	1.0#	79	79	80	81	84
	54"/72"	2 1/2 x 18"	FECPC5472	□□	□□□□	1.0#	85	87	90	93	95
	54"/80"	2 1/2 x 26"	FECPC5480	□□	□□□□	1.0#	95	97	102	103	107
	62"/66"	2 1/2 x 4"	FECPC6266	□□	□□□□	1.0#	36	36	39	39	40
	62"/72"	2 1/2 x 10"	FECPC6272	□□	□□□□	1.0#	78	78	79	80	83
	62"/80"	2 1/2 x 18"	FECPC6280	□□	□□□□	1.0#	85	87	90	93	95
	66"/72"	2 1/2 x 6"	FECPC6672	□□	□□□□	1.0#	44	44	48	48	49
	66"/80"	2 1/2 x 14"	FECPC6680	□□	□□□□	1.0#	80	80	83	83	85
	72"/80"	2 1/2 x 8"	FECPC7280	□□	□□□□	1.0#	79	79	80	81	84
			Ⓐ	Ⓑ	Ⓒ						

HOW TO ORDER

Indicate the following information on order form:
1. Quantity of each item.
2. Model number, including options. See "How To Build a Model Number".
3. Any special service required.

Note: • The □ indicates that a choice is required.
- The absence of the □ indicates that no choice is required.
- Alpha-numeric characters in place of □ indicate that no other alternatives are available.

HOW TO BUILD A MODEL NUMBER

Ⓐ Select basic model.

Ⓑ Select trim color.
Refer to the **Product Color Options** page in this price list.

Ⓒ Select fabric color.
Refer to **ki.com/fabrics**

SPECIAL SERVICES

Special Carton Marking

With specially marked information	N/C

Shipping

Ships **knocked down, FOB Manitowoc, WI 54220, freight prepaid.** Freight class 70.

Specifications and prices are subject to change without prior notice.

System 3000® Panels Accessories
Variable Height Corner Posts

System 3000® Panels Accessories
Variable Height Corner Posts

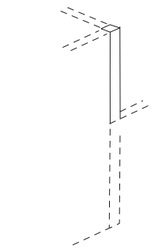

PUN

Variable Height Corner Post - Unupholstered
- Extruded plastic corner covers exposed panel end where 2 panels of different heights meet in T-corners
- 90° corner top cap included
- One-piece single poly hinge included
- See Specifications Section for applications

MODEL	Features	W x H	MODEL NUMBER Basic Model	MODEL NUMBER Trim Color	Approx. Packaged Weight	Delivered Pricing
	32"/42"	2 1/2 x 10"	UECPC3242	☐☐	1.0#	$ 27
	32"/48"	2 1/2 x 16"	UECPC3248	☐☐	1.0#	32
	32"/54"	2 1/2 x 22"	UECPC3254	☐☐	1.0#	34
	32"/62"	2 1/2 x 30"	UECPC3262	☐☐	2.0#	44
	32"/66"	2 1/2 x 34"	UECPC3266	☐☐	2.0#	51
	32"/72"	2 1/2 x 40"	UECPC3272	☐☐	2.0#	53
	32"/80"	2 1/2 x 48"	UECPC3280	☐☐	2.0#	56
	42"/48"	2 1/2 x 6"	UECPC4248	☐☐	1.0#	6
	42"/54" or 54"/66"	2 1/2 x 12"	UECPC4254	☐☐	1.0#	27
	42"/62"	2 1/2 x 20"	UECPC4262	☐☐	1.0#	32
	42"/66"	2 1/2 x 24"	UECPC4266	☐☐	1.0#	39
	42"/72"	2 1/2 x 30"	UECPC4272	☐☐	2.0#	44
	42"/80"	2 1/2 x 38"	UECPC4280	☐☐	2.0#	56
	48"/54"	2 1/2 x 6"	UECPC4854	☐☐	1.0#	6
	48"/62"	2 1/2 x 14"	UECPC4862	☐☐	1.0#	29
	48"/66"	2 1/2 x 18"	UECPC4866	☐☐	1.0#	34
	48"/72"	2 1/2 x 24"	UECPC4872	☐☐	1.0#	39
	48"/80"	2 1/2 x 32"	UECPC4880	☐☐	2.0#	49
	54"/62"	2 1/2 x 8"	UECPC5462	☐☐	1.0#	14
	54"/72"	2 1/2 x 18"	UECPC5472	☐☐	1.0#	34
	54"/80"	2 1/2 x 26"	UECPC5480	☐☐	1.0#	48
	62"/66"	2 1/2 x 4"	UECPC6266	☐☐	1.0#	4
	62"/72"	2 1/2 x 10"	UECPC6272	☐☐	1.0#	27
	62"/80"	2 1/2 x 18"	UECPC6280	☐☐	1.0#	42
	66"/72"	2 1/2 x 6"	UECPC6672	☐☐	1.0#	6
	66"/80"	2 1/2 x 14"	UECPC6680	☐☐	1.0#	29
	72"/80"	2 1/2 x 8"	UECPC7280	☐☐	1.0#	14

Ⓐ Ⓑ

HOW TO ORDER

Indicate the following information on order form:
1. Quantity of each item.
2. Model number, including options. See "How To Build a Model Number".
3. Any special service required.

Note: • The ☐ indicates that a choice is required.
- The absence of the ☐ indicates that no choice is required.
- Alpha-numeric characters in place of ☐ indicate that no other alternatives are available.

HOW TO BUILD A MODEL NUMBER

Ⓐ Select basic model.

Ⓑ Select trim color.
Refer to the **Product Color Options** page in this price list.

SPECIAL SERVICES

Special Carton Marking

With specially marked information	N/C

Shipping

Ships **knocked down, FOB Manitowoc, WI 54220, freight prepaid.** Freight class 70.

Specifications and prices are subject to change without prior notice.

System 3000® Panels Accessories
T-Posts

System 3000® Panels Accessories
T-Posts

	MODEL	W x H	MODEL NUMBER Basic Model (A)	Trim Color (B)	Fabric Color (C)	Approx. Packaged Weight	Delivered Pricing	Delivered Pricing Fabric Grade 1 & C.O.M.	Delivered Pricing Fabric Grade 2	Delivered Pricing Fabric Grade 3 & Pallas Vertical Fabric Grade PV	Delivered Pricing Pallas Vertical Fabric Grade PV1	Delivered Pricing Pallas Vertical Fabric Grade PV2
	**T-Post - Upholstered** • Fabric covered extruded plastic trim piece covers exposed panel ends where 3 panels form a "T" connection • T-post top cap included • Specify fabric color	2 1/2 x 32"	CTFC32	□□	□□□□	2.0#	N/A	$ 84	$ 85	$ 87	$ 90	$ 94
		2 1/2 x 42"	CTFC42	□□	□□□□	2.0#	N/A	94	95	97	102	104
		2 1/2 x 48"	CTFC48	□□	□□□□	2.0#	N/A	102	103	104	107	111
		2 1/2 x 54"	CTFC54	□□	□□□□	3.0#	N/A	102	103	104	107	111
		2 1/2 x 62"	CTFC62	□□	□□□□	3.0#	N/A	107	108	111	112	118
		2 1/2 x 66"	CTFC66	□□	□□□□	3.0#	N/A	110	111	115	118	123
		2 1/2 x 72"	CTFC72	□□	□□□□	3.0#	N/A	115	118	120	123	127
		2 1/2 x 80"	CTFC80	□□	□□□□	4.0#	N/A	118	120	123	124	130
PUP												
	**T-Post - Unupholstered** • Extruded plastic trim piece covers exposed panel ends where 3 panels form a "T" connection • T-post top cap included	2 1/2 x 32"	CTUC32	□□		2.0#	$ 51					
		2 1/2 x 42"	CTUC42	□□		2.0#	56					
		2 1/2 x 48"	CTUC48	□□		2.0#	64					
		2 1/2 x 54"	CTUC54	□□		3.0#	78					
		2 1/2 x 62"	CTUC62	□□		3.0#	80					
		2 1/2 x 66"	CTUC66	□□		3.0#	83					
		2 1/2 x 72"	CTUC72	□□		3.0#	107					
		2 1/2 x 80"	CTUC80	□□		4.0#	132					
PUN												

Ⓐ Ⓑ Ⓒ

HOW TO ORDER

Indicate the following information on order form:
1. Quantity of each item.
2. Model number, including options. See "How To Build a Model Number".
3. Any special service required.

Note: • The □ indicates that a choice is required.
- The absence of the □ indicates that no choice is required.
- Alpha-numeric characters in place of □ indicate that no other alternatives are available.

HOW TO BUILD A MODEL NUMBER

Ⓐ Select basic model.

Ⓑ Select trim color.
Refer to the **Product Color Options** page in this price list.

Ⓒ Select fabric color.
Refer to **ki.com/fabrics**

SPECIAL SERVICES

Special Carton Marking

With specially marked information N/C

Shipping

Ships **knocked down, FOB Manitowoc, WI 54220, freight prepaid.** Freight class 70.

Specifications and prices are subject to change without prior notice.

System 3000® Panels Accessories
Variable Height T-Posts

System 3000® Panels Accessories
Variable Height T-Posts

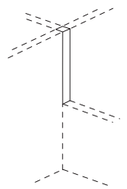

PUP

Variable Height T-Post - Upholstered
- Fabric-covered, extruded plastic trim covers the exposed panel trim when panels of different heights meet in "T" or 4-way conditions
- Top cap included
- See Specifications Section for applications

MODEL	Features	W x H	MODEL NUMBER Basic Model	Trim Color	Fabric Color	Approx. Packaged Weight	Delivered Pricing Fabric Grade 1 & C.O.M.	Delivered Pricing Fabric Grade 2	Delivered Pricing Fabric Grade 3 & Pallas Vertical Fabric Grade PV	Delivered Pricing Pallas Vertical Fabric Grade PV1	Delivered Pricing Pallas Vertical Fabric Grade PV2
	32"/42"	2 1/2 x 10"	FECPT3242	□□	□□□□	1.0#	$ 49	$ 49	$ 51	$ 51	$ 53
	32"/48"	2 1/2 x 16"	FECPT3248	□□	□□□□	1.0#	53	54	54	56	57
	32"/54"	2 1/2 x 22"	FECPT3254	□□	□□□□	1.0#	57	61	62	62	64
	32"/62"	2 1/2 x 30"	FECPT3262	□□	□□□□	1.0#	62	64	65	65	68
	32"/66"	2 1/2 x 34"	FECPT3266	□□	□□□□	2.0#	65	67	68	69	73
	32"/72"	2 1/2 x 40"	FECPT3272	□□	□□□□	2.0#	75	75	78	79	81
	32"/80"	2 1/2 x 48"	FECPT3280	□□	□□□□	2.0#	78	78	79	80	83
	42"/48"	2 1/2 x 6"	FECPT4248	□□	□□□□	1.0#	19	22	22	22	23
	42"/54" or 54"/66"	2 1/2 x 12"	FECPT4254	□□	□□□□	1.0#	51	51	52	53	54
	42"/62"	2 1/2 x 20"	FECPT4262	□□	□□□□	1.0#	56	57	57	61	62
	42"/66"	2 1/2 x 24"	FECPT4266	□□	□□□□	1.0#	61	62	64	64	67
	42"/72"	2 1/2 x 30"	FECPT4272	□□	□□□□	2.0#	62	64	65	65	68
	42"/80"	2 1/2 x 38"	FECPT4280	□□	□□□□	2.0#	69	69	73	75	78
	48"/54"	2 1/2 x 6"	FECPT4854	□□	□□□□	1.0#	19	22	22	22	23
	48"/62"	2 1/2 x 14"	FECPT4862	□□	□□□□	1.0#	53	54	54	56	57
	48"/66"	2 1/2 x 18"	FECPT4866	□□	□□□□	1.0#	56	57	57	61	62
	48"/72"	2 1/2 x 24"	FECPT4872	□□	□□□□	1.0#	61	62	64	64	67
	48"/80"	2 1/2 x 32"	FECPT4880	□□	□□□□	2.0#	64	65	67	67	69
	54"/62"	2 1/2 x 8"	FECPT5462	□□	□□□□	1.0#	27	27	27	27	28
	54"/72"	2 1/2 x 18"	FECPT5472	□□	□□□□	1.0#	56	57	57	61	62
	54"/80"	2 1/2 x 26"	FECPT5480	□□	□□□□	1.0#	62	64	65	65	68
	62"/66"	2 1/2 x 4"	FECPT6266	□□	□□□□	1.0#	10	10	14	14	14
	62"/72"	2 1/2 x 10"	FECPT6272	□□	□□□□	1.0#	49	49	51	51	53
	62"/80"	2 1/2 x 18"	FECPT6280	□□	□□□□	1.0#	56	57	57	61	62
	66"/72"	2 1/2 x 6"	FECPT6672	□□	□□□□	1.0#	19	22	22	22	23
	66"/80"	2 1/2 x 14"	FECPT6680	□□	□□□□	1.0#	53	54	54	56	57
	72"/80"	2 1/2 x 8"	FECPT7280	□□	□□□□	1.0#	27	27	27	27	28

Ⓐ Ⓑ Ⓒ

HOW TO ORDER

Indicate the following information on order form:
1. Quantity of each item.
2. Model number, including options. See "How To Build a Model Number".
3. Any special service required.

Note:
- The □ indicates that a choice is required.
- The absence of the □ indicates that no choice is required.
- Alpha-numeric characters in place of □ indicate that no other alternatives are available.

HOW TO BUILD A MODEL NUMBER

Ⓐ Select basic model.

Ⓑ Select trim color.
Refer to the **Product Color Options** page in this price list.

Ⓒ Select fabric color.
Refer to **ki.com/fabrics**

SPECIAL SERVICES

Special Carton Marking

With specially marked information	N/C

Shipping

Ships **knocked down, FOB Manitowoc, WI 54220, freight prepaid.** Freight class 70.

Specifications and prices are subject to change without prior notice.

System 3000® Panels Accessories
Variable Height T-Posts

System 3000® Panels Accessories
Variable Height T-Posts

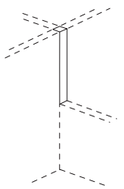

PUN

MODEL	Features	W x H	MODEL NUMBER Basic Model	MODEL NUMBER Trim Color	Approx. Packaged Weight	Delivered Pricing
Variable Height T-Post - Unupholstered • Extruded plastic trim covers the exposed panel trim when panels of different heights meet in "T" or 4-way conditions • Top cap included • See Specifications Section for applications	32"/42"	2 1/2 x 10"	UECPT3242	☐☐	1.0#	$ 27
	32"/48"	2 1/2 x 16"	UECPT3248	☐☐	1.0#	32
	32"/54"	2 1/2 x 22"	UECPT3254	☐☐	1.0#	34
	32"/62"	2 1/2 x 30"	UECPT3262	☐☐	2.0#	44
	32"/66"	2 1/2 x 34"	UECPT3266	☐☐	2.0#	51
	32"/72"	2 1/2 x 40"	UECPT3272	☐☐	2.0#	53
	32"/80"	2 1/2 x 48"	UECPT3280	☐☐	2.0#	56
	42"/48"	2 1/2 x 6"	UECPT4248	☐☐	1.0#	6
	42"/54" or 54"/66"	2 1/2 x 12"	UECPT4254	☐☐	1.0#	27
	42"/62"	2 1/2 x 20"	UECPT4262	☐☐	1.0#	32
	42"/66"	2 1/2 x 24"	UECPT4266	☐☐	1.0#	39
	42"/72"	2 1/2 x 30"	UECPT4272	☐☐	2.0#	44
	42"/80"	2 1/2 x 38"	UECPT4280	☐☐	2.0#	56
	48"/54"	2 1/2 x 6"	UECPT4854	☐☐	1.0#	6
	48"/62"	2 1/2 x 14"	UECPT4862	☐☐	1.0#	29
	48"/66"	2 1/2 x 18"	UECPT4866	☐☐	1.0#	34
	48"/72"	2 1/2 x 24"	UECPT4872	☐☐	1.0#	39
	48"/80"	2 1/2 x 32"	UECPT4880	☐☐	2.0#	49
	54"/62"	2 1/2 x 8"	UECPT5462	☐☐	1.0#	14
	54"/72"	2 1/2 x 18"	UECPT5472	☐☐	1.0#	34
	54"/80"	2 1/2 x 26"	UECPT5480	☐☐	1.0#	48
	62"/66"	2 1/2 x 4"	UECPT6266	☐☐	1.0#	4
	62"/72"	2 1/2 x 10"	UECPT6272	☐☐	1.0#	27
	62"/80"	2 1/2 x 18"	UECPT6280	☐☐	1.0#	42
	66"/72"	2 1/2 x 6"	UECPT6672	☐☐	1.0#	6
	66"/80"	2 1/2 x 14"	UECPT6680	☐☐	1.0#	29
	72"/80"	2 1/2 x 8"	UECPT7280	☐☐	1.0#	14

Ⓐ Ⓑ

HOW TO ORDER

Indicate the following information on order form:
1. Quantity of each item.
2. Model number, including options. See "How To Build a Model Number".
3. Any special service required.

Note: • The ☐ indicates that a choice is required.
- The absence of the ☐ indicates that no choice is required.
- Alpha-numeric characters in place of ☐ indicate that no other alternatives are available.

HOW TO BUILD A MODEL NUMBER

Ⓐ Select basic model.

Ⓑ Select trim color.
Refer to the **Product Color Options** page in this price list.

SPECIAL SERVICES

Special Carton Marking

With specially marked information	N/C

Shipping

Ships **knocked down, FOB Manitowoc, WI 54220, freight prepaid.** Freight class 70.

Specifications and prices are subject to change without prior notice.

System 3000® Panels Accessories
Caps

System 3000® Panels Accessories
Caps

	MODEL	W x H x D	MODEL NUMBER Basic Model	Trim Color	Fabric Color	Approx. Packaged Weight	Delivered Pricing	Delivered Pricing Fabric Grade 1 & C.O.M.	Delivered Pricing Fabric Grade 2	Delivered Pricing Fabric Grade 3 & Pallas Vertical Fabric Grade PV	Delivered Pricing Pallas Vertical Fabric Grade PV1	Delivered Pricing Pallas Vertical Fabric Grade PV2
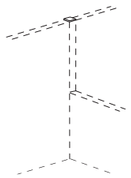 HRDPT	**Two-Way Cap** • Provides continuation of the top cap design when used in conjunction with the FECPT/UECPT	2 1/2 x 2 1/2”	TWC	□□		1.0#	$ 2					
 HRDPT	**Four-Way Cap** • • Provides continuation of the top cap when four panels of equal height meet at 90° angles	2 1/2 x 2 1/2”	FWC	□□		1.0#	$ 2					
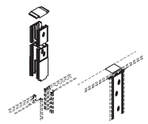 IFS	**In-Line Fabric Spacer** • Provides 2-1/2” space along a run of panels to allow panels at office entrance to line up when T-post is used on oppo-site wall • Includes two-way top cap and two hinges	2 1/2 x 32”	IFS32	□□	□□□□□	1.0#	N/A	$ 297	$ 303	$ 310	$ 320	$ 331
		2 1/2 x 42”	IFS42	□□	□□□□□	1.0#	N/A	311	320	326	335	351
		2 1/2 x 48”	IFS48	□□	□□□□□	1.0#	N/A	337	344	354	363	381
		2 1/2 x 54”	IFS54	□□	□□□□□	1.0#	N/A	351	357	365	374	391
		2 1/2 x 62”	IFS62	□□	□□□□□	1.0#	N/A	366	373	385	391	415
		2 1/2 x 66”	IFS66	□□	□□□□□	1.0#	N/A	366	373	385	391	415
		2 1/2 x 72”	IFS72	□□	□□□□□	2.0#	N/A	401	407	425	428	452
		2 1/2 x 80”	IFS80	□□	□□□□□	2.0#	N/A	403	415	426	432	453
HRDPT	**Panel End Caps** • Extruded plastic cap covers panel end • Includes top cap	2 1/2 x 32 x 1”	ECP32	□□		1.0#	$ 27					
		2 1/2 x 42 x 1”	ECP42	□□		1.0#	32					
		2 1/2 x 48 x 1”	ECP48	□□		1.0#	39					
		2 1/2 x 54 x 1”	ECP54	□□		1.0#	42					
		2 1/2 x 62 x 1”	ECP62	□□		1.0#	48					
		2 1/2 x 66 x 1”	ECP66	□□		1.0#	49					
		2 1/2 x 72 x 1”	ECP72	□□		2.0#	53					
		2 1/2 x 80 x 1”	ECP80	□□		2.0#	56					
				Ⓐ	Ⓑ	Ⓒ						

HOW TO ORDER

Indicate the following information on order form:
1. Quantity of each item.
2. Model number, including options. See “How To Build a Model Number”.
3. Any special service required.

Note: • The □ indicates that a choice is required.
- The absence of the □ indicates that no choice is required.
- Alpha-numeric characters in place of □ indicate that no other alternatives are available.

HOW TO BUILD A MODEL NUMBER

Ⓐ Select basic model.

Ⓑ Select trim color.
Refer to the **Product Color Options** page in this price list.

Ⓒ Select fabric color.
Refer to **ki.com/fabrics**

SPECIAL SERVICES

Special Carton Marking

With specially marked information N/C

Shipping

Ships **knocked down, FOB Manitowoc, WI 54220, freight prepaid.** Freight class 70.

Specifications and prices are subject to change without prior notice.

System 3000® Panels Accessories
Caps

System 3000® Panels Accessories
Caps

	MODEL	Features	W x H x D	MODEL NUMBER Basic Model	MODEL NUMBER Trim Color	Approx. Packaged Weight	Delivered Pricing
HRDPT	**In-Line Variable Height Panel End Caps** • Extruded plastic cap covers exposed panel end when in-line panels are of different heights	32"/42"	2 1/2 x 10 x 1"	ECPL.3242	□□	1.0#	$ 8
		32"/48"	2 1/2 x 16 x 1"	ECPL.3248	□□	1.0#	10
		32"/54"	2 1/2 x 22 x 1"	ECPL.3254	□□	1.0#	14
		32"/62"	2 1/2 x 30 x 1"	ECPL.3262	□□	2.0#	19
		32"/66"	2 1/2 x 34 x 1"	ECPL.3266	□□	2.0#	27
		32"/72"	2 1/2 x 40 x 1"	ECPL.3272	□□	2.0#	29
		32"/80"	2 1/2 x 48 x 1"	ECPL.3280	□□	3.0#	32
		42"/48"	2 1/2 x 6 x 1"	ECPL.4248	□□	1.0#	4
		42"/54" or 54"/66"	2 1/2 x 12 x 1"	ECPL.4254	□□	1.0#	10
		42"/62"	2 1/2 x 20 x 1"	ECPL.4262	□□	1.0#	14
		42"/66"	2 1/2 x 24 x 1"	ECPL.4266	□□	1.0#	14
		42"/72"	2 1/2 x 30 x 1"	ECPL.4272	□□	2.0#	19
		42"/80"	2 1/2 x 38 x 1"	ECPL.4280	□□	2.0#	29
		48"/54"	2 1/2 x 6 x 1"	ECPL.4854	□□	1.0#	4
		48"/62"	2 1/2 x 14 x 1"	ECPL.4862	□□	1.0#	10
		48"/66"	2 1/2 x 18 x 1"	ECPL.4866	□□	1.0#	14
		48"/72"	2 1/2 x 24 x 1"	ECPL.4872	□□	1.0#	14
		48"/80"	2 1/2 x 32 x 1"	ECPL.4880	□□	2.0#	27
		54"/62"	2 1/2 x 8 x 1"	ECPL.5462	□□	1.0#	6
		54"/72"	2 1/2 x 18 x 1"	ECPL.5472	□□	1.0#	14
		54"/80"	2 1/2 x 26 x 1"	ECPL.5480	□□	1.0#	19
		62"/66"	2 1/2 x 4 x 1"	ECPL.6266	□□	1.0#	3
		62"/72"	2 1/2 x 10 x 1"	ECPL.6272	□□	1.0#	8
		62"/80"	2 1/2 x 18 x 1"	ECPL.6280	□□	1.0#	14
		66"/72"	2 1/2 x 6 x 1"	ECPL.6672	□□	1.0#	4
		66"/80"	2 1/2 x 14 x 1"	ECPL.6680	□□	1.0#	10
		72"/80"	2 1/2 x 8 x 1"	ECPL.7280	□□	1.0#	6

Ⓐ Ⓑ

HOW TO ORDER

Indicate the following information on order form:
1. Quantity of each item.
2. Model number, including options. See "How To Build a Model Number".
3. Any special service required.

Note: • The □ indicates that a choice is required.
- The absence of the □ indicates that no choice is required.
- Alpha-numeric characters in place of □ indicate that no other alternatives are available.

HOW TO BUILD A MODEL NUMBER

Ⓐ Select basic model.

Ⓑ Select trim color.
Refer to the **Product Color Options** page in this price list.

SPECIAL SERVICES

Special Carton Marking

With specially marked information	N/C

Shipping

Ships **knocked down, FOB Manitowoc, WI 54220, freight prepaid.** Freight class 70.

Specifications and prices are subject to change without prior notice.

System 3000® Panels Accessories
Door

System 3000® Panels Accessories
Door

	Features	CLEAR OPENING W x H	MODEL NUMBER Basic Model	Trim Color	Surface Finish	Frame Color	Approx. Packaged Weight	Delivered Pricing
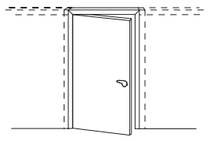 Right hand shown	36" Left handed Locking	28-1/2 x 77-1/2"	DRL36L	☐☐	☐☐☐		40.0#	$ 2966
	36" Left handed Non-Locking	28-1/2 x 77-1/2"	DRL36N	☐☐	☐☐☐		40.0#	2966
	36" Right handed Locking	28-1/2 x 77-1/2"	DRR36L	☐☐	☐☐☐		40.0#	2966
	36" Right handed Non-Locking	28-1/2 x 77-1/2"	DRR36N	☐☐	☐☐☐		40.0#	2966
	42" Left handed Locking	34-1/2 x 77-1/2"	DRL42L	☐☐	☐☐☐		40.0#	3318
	42" Left handed Non-Locking	34-1/2 x 77-1/2"	DRL42N	☐☐	☐☐☐		40.0#	3318
	42" Right handed Locking	34-1/2 x 77-1/2"	DRR42L	☐☐	☐☐☐		40.0#	3318
	42" Right handed Non-Locking	34-1/2 x 77-1/2"	DRR42N	☐☐	☐☐☐		40.0#	3318
DOOR **Door** • Provides visual and acoustical privacy • For use in conjunction with 80" panels • Laminate surface on door • Locking and non-locking options • See Specifications Section for applications								
RSD **Sliding Door** • Will cover a 42" opening • Mounts to a 66" panel (stackable sections may be added) • Aluminum frame w/clear poly insert		48 x 66"	RSD4266FHC/CP/3K			☐☐	24.0#	$ 1349

Ⓐ Ⓑ Ⓒ Ⓓ

HOW TO ORDER

Indicate the following information on order form:
1. Quantity of each item.
2. Model number, including options. See "How To Build a Model Number".
3. Any special service required.

Note: • The ☐ indicates that a choice is required.
- The absence of the ☐ indicates that no choice is required.
- Alpha-numeric characters in place of ☐ indicate that no other alternatives are available.

HOW TO BUILD A MODEL NUMBER

Ⓐ Select basic model.

Ⓑ Select trim color.
Refer to the **Product Color Options** page in this price list.

Ⓒ Select surface finish.
Refer to the **Product Color Options** page in this price list.

Ⓓ Select frame color.
Refer to the **Product Color Options** page in this price list.

SPECIAL SERVICES

Special Carton Marking

With specially marked information N/C

Shipping

Ships **knocked down, FOB Pembroke, ON K8A 0E1, freight prepaid.** Freight class 70.

Specifications and prices are subject to change without prior notice.

System 3000® Panels Accessories
Accessories

System 3000® Panels Accessories
Accessories

	MODEL	W x H	MODEL NUMBER Basic Model	MODEL NUMBER Trim Color	Approx. Packaged Weight	Delivered Pricing
 HRDPT	**Panel Center Mount** • Provides for the attachment of an acoustical panel at a 90° angle along the face of another acoustical panel to form a "T" configuration • Panels must be the same height • Is not capable of passing power from panel-to-panel	2 1/2 x 32"	PCM32		1.0#	$ 27
		2 1/2 x 42"	PCM42		1.0#	32
		2 1/2 x 48"	PCM48		1.0#	36
		2 1/2 x 54"	PCM54		1.0#	42
		2 1/2 x 62"	PCM62		1.0#	48
		2 1/2 x 66"	PCM66		1.0#	49
		2 1/2 x 72"	PCM72		1.0#	52
		2 1/2 x 80"	PCM80		1.0#	56
 HRDPT	**Coat Hook/Picture Hanger** • Attaches under the top cap of the panel to support coat hanger or hang picture	3/4"	CH	☐☐	1.0#	$ 1
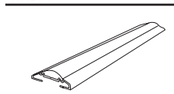 HRDPT	**Door Theshold** • Provides extra stability for attaching panels in a continous run • Available in door widths only • Extruded aluminum door threshold with rubber seal strip • Attaches to bottom of door frame	36"	DRTH36	☐☐	1.0#	$ 81
		42"	DRTH42	☐☐	2.0#	99
			Ⓐ	Ⓑ		

HOW TO ORDER

Indicate the following information on order form:
1. Quantity of each item.
2. Model number, including options. See "How To Build a Model Number".
3. Any special service required.

Note: • The ☐ indicates that a choice is required.
- The absence of the ☐ indicates that no choice is required.
- Alpha-numeric characters in place of ☐ indicate that no other alternatives are available.

HOW TO BUILD A MODEL NUMBER

Ⓐ Select basic model.

Ⓑ Select trim color.
Refer to the **Product Color Options** page in this price list.

SPECIAL SERVICES

Special Carton Marking

With specially marked information	N/C

Shipping

Ships **knocked down, FOB Manitowoc, WI 54220, freight prepaid.** Freight class 70.

Specifications and prices are subject to change without prior notice.

System 3000® Electrical
Universal 10-Wire System 6 Circuit “810”

System 3000® Electrical
Universal 10-Wire System 6 Circuit “810”

	MODEL	L	MODEL NUMBER Basic Model	MODEL NUMBER Trim Color	Approx. Packaged Weight	Delivered Pricing
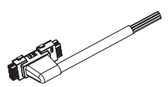 HRDPT	**Base Feed - 6 Circuit** • Provides power from fixed floor or wall sources to panel power distribution system • Universal base feed moves left or right • Has a 72” long “liquid-tight” flexible conduit that pivots 180° left to right	72”	T6BF	□□	3.0#	$ 618
 HRDPT	**Top Feed - 6 Circuit** • Provides power from ceiling source to panel power distribution system • Includes 7-foot aluminum power pole, top cap section, ceiling sleeve, and 144”power feed cable • Product is UL 1286 listed	144”	T6TF	□□	6.0#	$ 532
 HRDPT	**Data Top Feed** • Provides power pole, top cap and ceiling trim pieces for data cables • 84” power pole length		DATATF	□□	5.0#	$ 274
			Ⓐ	Ⓑ		

HOW TO ORDER

Indicate the following information on order form:
1. Quantity of each item.
2. Model number, including options. See “How To Build a Model Number”.
3. Any special service required.

Note: • The □ indicates that a choice is required.
- The absence of the □ indicates that no choice is required.
- Alpha-numeric characters in place of □ indicate that no other alternatives are available.

HOW TO BUILD A MODEL NUMBER

Ⓐ Select basic model.

Ⓑ Select trim color.
Refer to the **Product Color Options** page in this price list.

SPECIAL SERVICES

Special Carton Marking

With specially marked information	N/C

Shipping

Ships **knocked down, FOB Manitowoc, WI 54220, freight prepaid.** Freight class 70.

Specifications and prices are subject to change without prior notice.

System 3000® Electrical
Universal 10-Wire System 6 Circuit “810”

System 3000® Electrical
Universal 10-Wire System 6 Circuit “810”

	MODEL	L	MODEL NUMBER Basic Model	Approx. Packaged Weight	Delivered Pricing
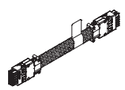 HRDPT	**Panel-To-Panel Power Connectors - 6 Circuit** • Used to connect one powered panel to an adjacent powered panel • Available in two lengths • Product is UL 1286 listed	17”	T6PJ.17	1.0#	$ 107
		20”	T6PJ.20	1.0#	108
			Ⓐ		

HOW TO ORDER

Indicate the following information on order form:
1. Quantity of each item.
2. Model number, including options. See “How To Build a Model Number”.
3. Any special service required.

Note: • The ☐ indicates that a choice is required.
- The absence of the ☐ indicates that no choice is required.
- Alpha-numeric characters in place of ☐ indicate that no other alternatives are available.

HOW TO BUILD A MODEL NUMBER

Ⓐ Select basic model.

SPECIAL SERVICES

Special Carton Marking

With specially marked information	N/C

Shipping

Ships **knocked down, FOB Manitowoc, WI 54220, freight prepaid.** Freight class 70.

Specifications and prices are subject to change without prior notice.

System 3000® Electrical
Universal 10-Wire System 6 Circuit “810”

System 3000® Electrical
Universal 10-Wire System 6 Circuit “810”

	MODEL	Features	PANEL WIDTH	MODEL NUMBER Basic Model	MODEL NUMBER Trim Color	Approx. Packaged Weight	Delivered Pricing
 HRDPT	**Receptacles - 6 Circuit** • Attaches to wireways of 10 wire powered panels (all except curved, 12” and 18” panels) • Provides two (duplex) receptacles each rated at 15 amps • Some circuits are isolated ground circuits (622 - 4,5, & 6), Isolated ground receptacles are color-coded orange	Circuit 1		T6CER.1	☐☐	1.0#	$ 40
		Circuit 2		T6CER.2	☐☐	1.0#	40
		Circuit 3		T6CER.3	☐☐	1.0#	40
		Circuit 4		T6CER.4		1.0#	40
		Circuit 5		T6CER.5		1.0#	40
		Circuit 6		T6CER.6		1.0#	40
 HRDPT	**Power Retrofit Kit - 10-Wire - 6 Circuit** • Distributes 10-wire power and allows receptacle mounting • Non-directional • Accommodates two duplex receptacles per side; maximum of four per wireway • 24” wireway accommodates one duplex receptacle per side • Receptacles are purchased separately		24”	T6EPR.24	☐☐	2.0#	$ 307
			30”	T6EPR.30	☐☐	2.0#	321
			36”	T6EPR.36	☐☐	3.0#	331
			42”	T6EPR.42	☐☐	3.0#	340
			48”	T6EPR.48	☐☐	3.0#	363
			54”	T6EPR.54	☐☐	4.0#	366
			60”	T6EPR.60	☐☐	4.0#	387
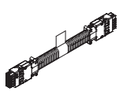 HRDPT	**Power Pass Through - 6 Circuit** • Provides continuation of power through a non-powered panel that is between two powered panels • Receptacle access is not provided on power pass through panels • Panel-to-panel connectors are not required • Product is UL 1286 listed	Panel Width 12”		T6EPT.12		2.0#	$ 145
		Panel Width 18”		T6EPT.18		3.0#	145
		Panel Width 24”		T6EPT.24		4.0#	158
		Panel Width 30”		T6EPT.30		5.0#	167
		Panel Width 36”		T6EPT.36		6.0#	167
		Panel Width 42”		T6EPT.42		6.0#	167
		Panel Width 48”		T6EPT.48		7.0#	173
		Panel Width 54”		T6EPT.54		7.0#	173
		Panel Width 60”		T6EPT.60		8.0#	173

Ⓐ Ⓑ

HOW TO ORDER

Indicate the following information on order form:
1. Quantity of each item.
2. Model number, including options. See “How To Build a Model Number”.
3. Any special service required.

Note: • The ☐ indicates that a choice is required.
- The absence of the ☐ indicates that no choice is required.
- Alpha-numeric characters in place of ☐ indicate that no other alternatives are available.

HOW TO BUILD A MODEL NUMBER

Ⓐ Select basic model.

Ⓑ Select trim color.
Refer to the **Product Color Options** page in this price list.

SPECIAL SERVICES

Special Carton Marking

With specially marked information	N/C

Shipping

Ships **knocked down, FOB Manitowoc, WI 54220, freight prepaid.** Freight class 70.

Specifications and prices are subject to change without prior notice.

System 3000® Electrical
Universal 10-Wire System 4 Circuit “810”

System 3000® Electrical
Universal 10-Wire System 4 Circuit “810”

	MODEL	L	MODEL NUMBER Basic Model	MODEL NUMBER Trim Color	Approx. Packaged Weight	Delivered Pricing
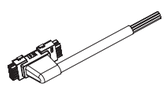 HRDPT	**Base Feed - 4 Circuit** • Provides power from fixed floor or wall sources to panel power distribution system • Universal base feed moves left or right • Has a 72” long “liquid-tight” flexible conduit that pivots 180° left to right	72”	T4BF	□□	3.0#	$ 618
 HRDPT	**Top Feed - 4 Circuit** • Provides power from ceiling source to panel power distribution system • Includes 7-foot aluminum power pole, top cap section, ceiling sleeve, and 144”power feed cable • Product is UL 1286 listed	144”	T4TF	□□	6.0#	$ 532
 HRDPT	**Data Top Feed** • Provides power pole, top cap and ceiling trim pieces for data cables • 84” power pole length		DATATF	□□	5.0#	$ 274
			Ⓐ	Ⓑ		

HOW TO ORDER

Indicate the following information on order form:
1. Quantity of each item.
2. Model number, including options. See “How To Build a Model Number”.
3. Any special service required.

Note: • The □ indicates that a choice is required.
- The absence of the □ indicates that no choice is required.
- Alpha-numeric characters in place of □ indicate that no other alternatives are available.

HOW TO BUILD A MODEL NUMBER

Ⓐ Select basic model.

Ⓑ Select trim color.
Refer to the **Product Color Options** page in this price list.

SPECIAL SERVICES

Special Carton Marking

With specially marked information	N/C

Shipping

Ships **knocked down, FOB Manitowoc, WI 54220, freight prepaid.** Freight class 70.

Specifications and prices are subject to change without prior notice.

System 3000® Electrical
Universal 10-Wire System 4 Circuit “810”

System 3000® Electrical
Universal 10-Wire System 4 Circuit “810”

	MODEL	L	MODEL NUMBER Basic Model	Approx. Packaged Weight	Delivered Pricing
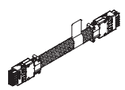 HRDPT	**Panel-To-Panel Power Connectors - 4 Circuit** • Used to connect one powered panel to an adjacent powered panel • Available in two lengths • Product is UL 1286 listed	17”	T4PJ.17	1.0#	$ 107
		20”	T4PJ.20	1.0#	108
			Ⓐ		

HOW TO ORDER

Indicate the following information on order form:
1. Quantity of each item.
2. Model number, including options. See “How To Build a Model Number”.
3. Any special service required.

Note: • The ☐ indicates that a choice is required.
- The absence of the ☐ indicates that no choice is required.
- Alpha-numeric characters in place of ☐ indicate that no other alternatives are available.

HOW TO BUILD A MODEL NUMBER

Ⓐ Select basic model.

SPECIAL SERVICES

Special Carton Marking

With specially marked information	N/C

Shipping

Ships **knocked down, FOB Manitowoc, WI 54220, freight prepaid.** Freight class 70.

Specifications and prices are subject to change without prior notice.

System 3000® Electrical
Universal 10-Wire System 4 Circuit “810”

System 3000® Electrical
Universal 10-Wire System 4 Circuit “810”

	MODEL	Features	PANEL WIDTH	MODEL NUMBER Basic Model	MODEL NUMBER Trim Color	Approx. Packaged Weight	Delivered Pricing
 HRDPT	**Receptacles - 4 Circuit** • Attaches to wireways of 10 wire powered panels (all except curved, 12” and 18” panels) • Provides two (duplex) receptacles each rated at 15 amps • Some circuits are isolated ground circuits (442 - 3 & 4), Isolated ground receptacles are color-coded orange	Circuit 1		T4CER.1	☐☐	1.0#	$ 42
		Circuit 2		T4CER.2	☐☐	1.0#	42
		Circuit 3		T4CER.3		1.0#	42
		Circuit 4		T4CER.4		1.0#	42
 HRDPT	**Power Retrofit Kit - 10-Wire - 4 Circuit** • Distributes 10-wire power and allows receptacle mounting • Non-directional • Accomodates two duplex receptacles per side; maximum of four per wireway • 24” wireway accommodates one duplex receptacle per side • Receptacles are purchased separately		24”	T4EPR.24	☐☐	2.0#	$ 307
			30”	T4EPR.30	☐☐	2.0#	321
			36”	T4EPR.36	☐☐	3.0#	331
			42”	T4EPR.42	☐☐	3.0#	340
			48”	T4EPR.48	☐☐	3.0#	363
			54”	T4EPR.54	☐☐	4.0#	366
			60”	T4EPR.60	☐☐	4.0#	387
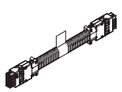 HRDPT	**Power Pass Through - 4 Circuit** • Provides continuation of power through a non-powered panel that is between two powered panels • Receptacle access is not provided on power pass through panels • Panel-to-panel connectors are not required • Product is UL 1286 listed	Panel Width 12”		T4EPT.12		2.0#	$ 145
		Panel Width 18”		T4EPT.18		3.0#	145
		Panel Width 24”		T4EPT.24		4.0#	158
		Panel Width 30”		T4EPT.30		5.0#	167
		Panel Width 36”		T4EPT.36		6.0#	167
		Panel Width 42”		T4EPT.42		6.0#	167
		Panel Width 48”		T4EPT.48		7.0#	173
		Panel Width 54”		T4EPT.54		7.0#	173
		Panel Width 60”		T4EPT.60		8.0#	173

Ⓐ Ⓑ

HOW TO ORDER

Indicate the following information on order form:
1. Quantity of each item.
2. Model number, including options. See “How To Build a Model Number”.
3. Any special service required.

Note: • The ☐ indicates that a choice is required.
- The absence of the ☐ indicates that no choice is required.
- Alpha-numeric characters in place of ☐ indicate that no other alternatives are available.

HOW TO BUILD A MODEL NUMBER

Ⓐ Select basic model.

Ⓑ Select trim color.
Refer to the **Product Color Options** page in this price list.

SPECIAL SERVICES

Special Carton Marking

With specially marked information	N/C

Shipping

Ships **knocked down, FOB Manitowoc, WI 54220, freight prepaid.** Freight class 70.

Specifications and prices are subject to change without prior notice.

System 3000® Worksurfaces
Rectangular

KI

System 3000® Worksurfaces
Rectangular

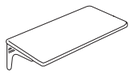

Flat Vinyl T-Edge (BN)

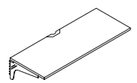

3mm PVC Edge (3L)
Postformed Edge (PL)
Wood Edge (WV)

WR

MODEL	D x W	MODEL NUMBER: Basic Model	Edge Style Ⓑ	Surface Finish Ⓒ	Trim Color Ⓓ	Grommet Location Ⓔ	Edge Color Ⓕ	Grommet Color Ⓖ	Approx. Packaged Weight	Flat Vinyl T-Edge (BN)	74P Edge (74P)	Postformed Edge (PL)	Wood Edge Veneer (WV)
Rectangular Worksurfaces • Rectangular worksurfaces consist of 1-1/4" particleboard with high-pressure laminate or veneer faces • 60" worksurfaces contain two steel reinforcing bars • Edges are available in flat vinyl T-edge, 74P edges with vinyl edge banding and elliptical postformed front edges with color-matched vinyl edge banding • Wood veneer surfaces have veneer faces with elliptical profile solid reconstituted wood front edge with all other edges being banded with reconstituted veneer • Includes worksurface supports • Cantilevers allow mounting to panels at 1" height increments • Worksurfaces are predrilled for drawer suspended pedestals, center drawer and adjustable keyboard pad • All surfaces 66" and longer are provided with an additional left-hand cantilever bracket • Worksurfaces with postformed and veneer edges have one 2-1/2" x 6" grommet up to 54" wide, 60" - 96" have two grommets • 3" diameter grommet optional on vinyl Tedge worksurfaces only	24 x 18"	WR2418	□□□	□□□	□□	□□□	□□□	□□□	23.0#	$ 354	$ 373	$ 442	$ 1018
	24 x 24"	WR2424	□□□	□□□	□□	□□□	□□□	□□□	23.0#	354	373	442	1018
	24 x 30"	WR2430	□□□	□□□	□□	□□□	□□□	□□□	28.0#	385	401	482	1116
	24 x 36"	WR2436	□□□	□□□	□□	□□□	□□□	□□□	33.0#	407	430	509	1254
	24 x 42"	WR2442	□□□	□□□	□□	□□□	□□□	□□□	37.0#	471	492	586	1373
	24 x 48"	WR2448	□□□	□□□	□□	□□□	□□□	□□□	42.0#	502	525	627	1560
	24 x 54"	WR2454	□□□	□□□	□□	□□□	□□□	□□□	46.0#	522	549	658	1746
	24 x 60"	WR2460	□□□	□□□	□□	□□□	□□□	□□□	51.0#	542	567	678	1981
	24 x 66"	WR2466	□□□	□□□	□□	□□□	□□□	□□□	56.0#	555	582	692	2097
	24 x 72"	WR2472	□□□	□□□	□□	□□□	□□□	□□□	61.0#	564	594	708	2284
	24 x 78"	WR2478	□□□	□□□	□□	□□□	□□□	□□□	66.0#	581	608	726	2499
	24 x 84"	WR2484	□□□	□□□	□□	□□□	□□□	□□□	71.0#	599	629	747	2714
	24 x 90"	WR2490	□□□	□□□	□□	□□□	□□□	□□□	74.0#	606	635	754	2783
	24 x 96"	WR2496	□□□	□□□	□□	□□□	□□□	□□□	76.0#	615	643	769	2852
	30 x 24"	WR3024	□□□	□□□	□□	□□□	□□□	□□□	28.0#	385	401	482	1116
	30 x 30"	WR3030	□□□	□□□	□□	□□□	□□□	□□□	34.0#	407	430	509	1222
	30 x 36"	WR3036	□□□	□□□	□□	□□□	□□□	□□□	40.0#	441	462	551	1382
	30 x 42"	WR3042	□□□	□□□	□□	□□□	□□□	□□□	46.0#	500	519	619	1531
	30 x 48"	WR3048	□□□	□□□	□□	□□□	□□□	□□□	57.0#	536	562	666	1730
	30 x 54"	WR3054	□□□	□□□	□□	□□□	□□□	□□□	62.0#	549	575	686	1937
	30 x 60"	WR3060	□□□	□□□	□□	□□□	□□□	□□□	68.0#	565	595	712	2232
	30 x 66"	WR3066	□□□	□□□	□□	□□□	□□□	□□□	72.0#	586	616	735	2419
	30 x 72"	WR3072	□□□	□□□	□□	□□□	□□□	□□□	79.0#	595	627	741	2603
	30 x 78"	WR3078	□□□	□□□	□□	□□□	□□□	□□□	85.0#	607	637	758	2875
	30 x 84"	WR3084	□□□	□□□	□□	□□□	□□□	□□□	89.0#	617	648	776	3154
	30 x 90"	WR3090	□□□	□□□	□□	□□□	□□□	□□□	92.0#	630	663	789	3243
	30 x 96"	WR3096	□□□	□□□	□□	□□□	□□□	□□□	94.0#	643	676	806	3343

Ⓐ Ⓑ Ⓒ Ⓓ Ⓔ Ⓕ Ⓖ

HOW TO ORDER

Indicate the following information on order form:
1. Quantity of each item.
2. Model number, including options. See "How To Build a Model Number".
3. Any special service required.

Note: • The □ indicates that a choice is required.
• The absence of the □ indicates that no choice is required.
• Alpha-numeric characters in place of □ indicate that no other alternatives are available.

HOW TO BUILD A MODEL NUMBER

Ⓐ Select basic model.

Ⓑ Select edge style.

BN	- Flat vinyl T-edge
74P	- 74P edge
PL	- Postformed edge
WV	- Wood edge, veneer surface

Ⓒ Select surface finish.
Refer to the **Product Color Options** page in this price list.
Surface finish offerings are based on edge style selections.

Ⓓ Select trim color for painted surfaces.
Refer to the **Product Color Options** page in this price list.

Ⓔ Grommet position on T-edge (BN) only.

N	- Grommet : none - no upcharge
L	- Grommet : left; add $61
C	- Grommet : center; add $61
R	- Grommet : right; add $61
LR	- Grommet : left/right; add $120
LC	- Grommet: left/center; add $120
CR	- Grommet: center/right; add $120
LCR	- Grommet : left/center/right; add $179

Ⓕ Select edge color.
Refer to the **Product Color Options** page in this price list.

Ⓖ Select grommet color on T-edge (BN) only.
Refer to the **Product Color Options** page in this price list.

FINISH INFORMATION

Additional Laminate Offering
Additional laminates beyond KI standard offering, are available with two weeks extended leadtime.
To specify additional laminates, use these designators followed by the supplier's color/pattern code:

Formica - LF/supplier's color pattern code
Nevamar - LN/supplier's color pattern code
Wilsonart - LW/supplier's color pattern code

KI's standard laminate finish is the supplier's recommended finish for that color/pattern.
Note: Nonstandard laminates from these suppliers (example: textured laminates) require a Product Modification Request.
Contact customer service for details.

SPECIAL SERVICES

Special Carton Marking

With specially marked information	N/C

Shipping
Ships **knocked down, FOB Manitowoc, WI 54220, freight prepaid.** Freight class 70.

Specifications and prices are subject to change without prior notice.

System 3000® Worksurfaces
"P" Shaped Peninsula/Piano Peninsula

System 3000® Worksurfaces
"P" Shaped Peninsula/Piano Peninsula

	MODEL	D x W x L	MODEL NUMBER: Basic Model	Dir. (A)	Edge Style (B)	Surface Finish (C)	Trim Color (D)	Edge Color (E)	Grommet Color (F)	Approx. Packaged Weight	74P Edge (74P)	Wood Edge Veneer (WV)
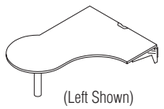 (Left Shown) WPRS	**"P" Shaped Peninsula Worksurfaces** • Peninsula worksurfaces consist of 1-1/4" particleboard with high-pressure laminate or veneer finishes • Edge is available with 74P front edges with color-matched vinyl edge banding • Wood veneer surfaces have veneer faces with elliptical profile solid reconstituted wood front edge with all other edges being banded with reconstituted veneer • Includes worksurface supports • Round end is supported by 3" diameter metal column with adjustable glides • Cantilevers allow mounting to panels at 1" height increments • Peninsula worksurfaces have one 2-1/2" x 6" grommet centered on rear edge • 72" worksurfaces contain two steel reinforcing bars	24 x 48 x 60"	WPT244860	□□	□□□	□□□	□□	□□□	□□□	65.0#	$ 1035	$ 6792
		24 x 48 x 72"	WPT244872	□□	□□□	□□□	□□	□□□	□□□	79.0#	1106	8001
		30 x 48 x 72"	WPT304872	□□	□□□	□□□	□□	□□□	□□□	88.0#	1138	8070
(Left Shown) WPRS	**Piano Peninsula Worksurfaces** • Peninsula worksurfaces consist of 1-1/4" particleboard with high-pressure laminate or veneer finishes • Edge is available with 74P front edges with color-matched vinyl edge banding • Wood veneer surfaces have veneer faces with elliptical profile solid reconstituted wood front edge with all other edges being banded with reconstituted veneer • Includes worksurface supports • Round end is supported by 3" diameter metal column with adjustable glides • Cantilevers allow mounting to panels at 1" height increments • Peninsula worksurfaces have one 2-1/2" x 6" grommet centered on rear edge • 72" worksurfaces contain two steel reinforcing bars	24 x 48 x 60"	WPP244860	□□	□□□	□□□	□□	□□□	□□□	59.0#	$ 1035	$ 5160
		24 x 48 x 72"	WPP244872	□□	□□□	□□□	□□	□□□	□□□	72.0#	1106	6045
		30 x 48 x 72"	WPP304872	□□	□□□	□□□	□□	□□□	□□□	82.0#	1138	6148

Ⓐ Ⓑ Ⓒ Ⓓ Ⓔ Ⓕ Ⓖ

HOW TO ORDER

Indicate the following information on order form:
1. Quantity of each item.
2. Model number, including options. See "How To Build a Model Number".
3. Any special service required.

Note: • The □ indicates that a choice is required.
- The absence of the □ indicates that no choice is required.
- Alpha-numeric characters in place of □ indicate that no other alternatives are available.

HOW TO BUILD A MODEL NUMBER

Ⓐ Select basic model.

Ⓑ Select surface direction.

DL	- Direction left
DR	- Direction right

Direction is determined by the side of the worksurface that adjoins an adjacent worksurface.

Ⓒ Select edge style.

74P	- 74P edge
WV	- Wood edge, veneer surface

Ⓓ Select surface finish.
Refer to the **Product Color Options** page in this price list.
Surface finish offerings are based on edge style selections.

Ⓔ Select trim color for painted surfaces.
Refer to the **Product Color Options** page in this price list.

Ⓕ Select edge color.
Refer to the **Product Color Options** page in this price list.

Ⓖ Select grommet color.
Refer to the **Product Color Options** page in this price list.

FINISH INFORMATION

Additional Laminate Offering
Additional laminates beyond KI standard offering, are available with two weeks extended leadtime. To specify additional laminates, use these designators followed by the supplier's color/pattern code:

Formica - LF/supplier's color pattern code
Nevamar - LN/supplier's color pattern code
Wilsonart - LW/supplier's color pattern code

KI's standard laminate finish is the supplier's recommended finish for that color/pattern.
Note: Nonstandard laminates from these suppliers (example: textured laminates) require a Product Modification Request.
Contact customer service for details.

SPECIAL SERVICES

Special Carton Marking

With specially marked information	N/C

Shipping
Ships **knocked down, FOB Manitowoc, WI 54220, freight prepaid.** Freight class 70.

Specifications and prices are subject to change without prior notice.

System 3000® Worksurfaces
Square Shoe/Conference End

KI

System 3000® Worksurfaces
Square Shoe/Conference End



(Left Shown)

WPRS

WCDC

MODEL	D x W x L	MODEL NUMBER: Basic Model	Dir.	Edge Style	Surface Finish	Trim Color	Edge Color	Grommet Color	Approx. Packaged Weight	Flat Vinyl T-Edge (BN)	74P Edge (74P)	Wood Edge Veneer (WV)
Square Shoe Worksurfaces • Shoe worksurfaces consist of 1-1/4" particleboard with high-pressure laminate or veneer finishes • Edge is available with 74P front edges with color-matched vinyl edge banding • Wood veneer surfaces have veneer faces with elliptical profile solid reconstituted wood front edge with all other edges being banded with reconstituted veneer • Includes worksurface supports • Cantilevers allow mounting to panels at 1" height increments • Shoe worksurfaces have one 2-1/2" x 6" grommet centered on side and rear edges • 60" worksurfaces contain two steel reinforcing bars • All surfaces 66" and longer are provided with an additional left-hand cantilever bracket	24 x 48 x 60"	WSS244860	□□	□□□	□□□	□□	□□□	□□□	71.0#	N/A	$ 951	$ 4182
	24 x 48 x 66"	WSS244866	□□	□□□	□□□	□□	□□□	□□□	75.0#	N/A	999	4593
	24 x 48 x 72"	WSS244872	□□	□□□	□□□	□□	□□□	□□□	79.0#	N/A	1026	5013
	24 x 48 x 84"	WSS244884	□□	□□□	□□□	□□	□□□	□□□	87.0#	N/A	1049	5826
	30 x 48 x 66"	WSS304866	□□	□□□	□□□	□□	□□□	□□□	89.0#	N/A	1045	4593
	30 x 48 x 72"	WSS304872	□□	□□□	□□□	□□	□□□	□□□	93.0#	N/A	1063	5013
	30 x 48 x 84"	WSS304884	□□	□□□	□□□	□□	□□□	□□□	101.0#	N/A	1092	5826
Conference End Worksurfaces • Worksurfaces consist of 1-1/4" particleboard with high-pressure laminate or veneer faces • Edges are available in flat vinyl T-edge and 74P edge • Wood veneer surfaces have veneer faces with elliptical profile solid reconstituted wood front edge with all other edges being banded with reconstituted veneer • Worksurfaces include two 3" diameter metal columns with adjustable glides	25 x 51"	WCE2551		□□□	□□□	□□	□□□	□□□	21.0#	$ 584	$ 609	$ 1517
	31 x 51"	WCE3151		□□□	□□□	□□	□□□	□□□	32.0#	607	637	1704
	31 x 63"	WCE3163		□□□	□□□	□□	□□□	□□□	42.0#	630	663	4073
	37 x 63"	WCE3763		□□□	□□□	□□	□□□	□□□	60.0#	864	905	4854
			Ⓐ	Ⓑ	Ⓒ	Ⓓ	Ⓔ	Ⓕ	Ⓖ			

HOW TO ORDER

Indicate the following information on order form:
1. Quantity of each item.
2. Model number, including options. See "How To Build a Model Number".
3. Any special service required.

Note: • The □ indicates that a choice is required.
- The absence of the □ indicates that no choice is required.
- Alpha-numeric characters in place of □ indicate that no other alternatives are available.

HOW TO BUILD A MODEL NUMBER

Ⓐ Select basic model.

Ⓑ Select surface direction.

DL	- Direction left
DR	- Direction right

Direction is determined by the side of the worksurface that adjoins an adjacent worksurface.

Ⓒ Select edge style.

BN	- Flat vinyl T-edge
74P	- 74P edge
WV	- Wood edge, veneer surface

Ⓓ Select surface finish.
Refer to the **Product Color Options** page in this price list.
Surface finish offerings are based on edge style selections.

Ⓔ Select trim color for painted surfaces.
Refer to the **Product Color Options** page in this price list.

Ⓕ Select edge color.
Refer to the **Product Color Options** page in this price list.

Ⓖ Select grommet color.
Refer to the **Product Color Options** page in this price list.

FINISH INFORMATION

Additional Laminate Offering
Additional laminates beyond KI standard offering, are available with two weeks extended leadtime. To specify additional laminates, use these designators followed by the supplier's color/pattern code:

Formica - LF/supplier's color pattern code
Nevamar - LN/supplier's color pattern code
Wilsonart - LW/supplier's color pattern code

KI's standard laminate finish is the supplier's recommended finish for that color/pattern.
Note: Nonstandard laminates from these suppliers (example: textured laminates) require a Product Modification Request.
Contact customer service for details.

SPECIAL SERVICES

Special Carton Marking

With specially marked information	N/C

Shipping
Ships **knocked down, FOB Manitowoc, WI 54220, freight prepaid.** Freight class 70.

Specifications and prices are subject to change without prior notice.

System 3000® Worksurfaces

"D" Shaped Peninsula

KI

System 3000® Worksurfaces

"D" Shaped Peninsula

	MODEL	D x W	MODEL NUMBER: Basic Model	Edge Style	Surface Finish	Trim Color	Grommet Location	Edge Color	Grommet Color	Approx. Packaged Weight	Flat Vinyl T-Edge (BN)	74P Edge (74P)
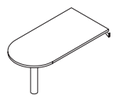 WCDC	**"D" Shaped Peninsula Worksurfaces** • D-shaped worksurfaces end-mount to panels • The round end is supported by a 3" diameter metal column with adjustable glides • Surface consists of 1-1/4" particleboard with high-pressure laminate with flat vinyl T-edge or 74P edge • Not available with laminate postformed edge • Includes mounting hardware • 72" worksurfaces contain two steel reinforcing bars	30 x 48"	WP3048	□□□	□□□	□□	□□□	□□□	□□□	53.0#	$ 726	$ 760
		30 x 60"	WP3060	□□□	□□□	□□	□□□	□□□	□□□	63.0#	803	841
		30 x 72"	WP3072	□□□	□□□	□□	□□□	□□□	□□□	76.0#	885	931
		36 x 60"	WP3660	□□□	□□□	□□	□□□	□□□	□□□	75.0#	981	1032
		36 x 72"	WP3672	□□□	□□□	□□	□□□	□□□	□□□	89.0#	1066	1118
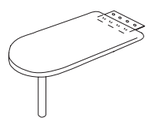 WCDC	**"D" Shaped Peninsula Worksurface Mounts to Another Worksurface** • D-shaped worksurfaces side mount to worksurfaces at 29"-30" height • The round end is supported by a 3" diameter metal column with adjustable glides • Surface consists of 1-1/4" particleboard with high-pressure laminate with flat vinyl T-edge or 74P edge • Not available with laminate postformed edge or wood veneer with wood edge • Does not include wire management grommet • 72" worksurfaces contain two steel reinforcing bars • Includes mounting hardware	30 x 30"	WSMP3048	□□□	□□□	□□		□□□		54.0#	$ 726	$ 760
		30 x 30"	WSMP3060	□□□	□□□	□□		□□□		64.0#	803	841
		30 x 30"	WSMP3072	□□□	□□□	□□		□□□		77.0#	885	931

Ⓐ Ⓑ Ⓒ Ⓓ Ⓔ Ⓕ Ⓖ

HOW TO ORDER

Indicate the following information on order form:
1. Quantity of each item.
2. Model number, including options. See "How To Build a Model Number".
3. Any special service required.

Note: • The □ indicates that a choice is required.
- The absence of the □ indicates that no choice is required.
- Alpha-numeric characters in place of □ indicate that no other alternatives are available.

HOW TO BUILD A MODEL NUMBER

Ⓐ Select basic model.

Ⓑ Select edge style.

BN	- Flat vinyl T-edge
74P	- 74P edge

Ⓒ Select surface finish.
Refer to the **Product Color Options** page in this price list.
Surface finish offerings are based on edge style selections.

Ⓓ Select trim color for painted surfaces.
Refer to the **Product Color Options** page in this price list.

Ⓔ Grommet position on T-edge (BN) only.

N	- Grommet : none - no upcharge
L	- Grommet : left; add $61
C	- Grommet : center; add $61
R	- Grommet : right; add $61
LR	- Grommet : left/right; add $120
LC	- Grommet: left/center; add $120
CR	- Grommet: center/right; add $120
LCR	- Grommet : left/center/right; add $179

Ⓕ Select edge color.
Refer to the **Product Color Options** page in this price list.

Ⓖ Select grommet color.
Refer to the **Product Color Options** page in this price list.

FINISH INFORMATION

Additional Laminate Offering

Additional laminates beyond KI standard offering, are available with two weeks extended leadtime. To specify additional laminates, use these designators followed by the supplier's color/pattern code:

Formica - LF/supplier's color pattern code
Nevamar - LN/supplier's color pattern code
Wilsonart - LW/supplier's color pattern code

KI's standard laminate finish is the supplier's recommended finish for that color/pattern.
Note: Nonstandard laminates from these suppliers (example: textured laminates) require a Product Modification Request.
Contact customer service for details.

SPECIAL SERVICES

Special Carton Marking

With specially marked information	N/C

Shipping

Ships **knocked down, FOB Manitowoc, WI 54220, freight prepaid.** Freight class 70.

Specifications and prices are subject to change without prior notice.

System 3000® Worksurfaces
Curved/Dual Curvlinear 90° Corner

KI

System 3000® Worksurfaces
Curved/Dual Curvlinear 90° Corner

	MODEL	D x W-LEFT x W-RIGHT x D	MODEL NUMBER: Basic Model	Edge Style	Surface Finish	Trim Color	Edge Color	Grommet Color	Approx. Packaged Weight	Flat Vinyl T-Edge (BN)	74P Edge (74P)	Wood Edge Veneer (WV)
 WCDC	**Curved Worksurfaces** • To be used in conjunction with curved panel • Curved worksurfaces consist of 1-1/4" particleboard with high-pressure laminate with flat vinyl T-edge or 74P edge • Not available with laminate postformed edge • Veneer option has flat veneer edges. Contact KI • Worksurface must be used so radius corresponds to curved panels • Includes mounting hardware	24 x 24"	WSC24	□□□	□□□	□□	□□□	□□□	21.0#	$ 534	$ 557	N/A
 WC	**Dual Curvlinear 90° Corner Worksurface w/Spring-Assist Mechanism** • Worksurfaces consist of 1-1/4" particleboard with high-pressure laminate or veneer faces • Laminate edge is available in 74P • Wood veneer surfaces have veneer faces with elliptical profile solid reconstituted wood front edge with all other edges being banded with reconstituted veneer • Variable height adjustment mechanism adjusts 5-3/4" below and 7" above surface • Tilt adjustment of 9° positive and 15° negative • Spring-assist mechanism will lift five pounds of equipment located on the keyboard surface. Higher capacity mechanisms are available as a special order • Rear surface remains stationary and front surface provides height and tilt adjustment • Mounting hardware is included	24 x 48 x 48 x 24"	WDC244224	□□□	□□□	□□	□□□	□□□	75.0#	N/A	$ 2650	$ 5877
		24 x 48 x 48 x 24"	WDC244824	□□□	□□□	□□	□□□	□□□	84.0#	N/A	2713	6633
		24 x 48 x 48 x 30"	WDC304830	□□□	□□□	□□	□□□	□□□	98.0#	N/A	2863	6869

Ⓐ Ⓑ Ⓒ Ⓓ Ⓔ Ⓕ

HOW TO ORDER

Indicate the following information on order form:
1. Quantity of each item.
2. Model number, including options. See "How To Build a Model Number".
3. Any special service required.

Note: • The □ indicates that a choice is required.
- The absence of the □ indicates that no choice is required.
- Alpha-numeric characters in place of □ indicate that no other alternatives are available.

HOW TO BUILD A MODEL NUMBER

Ⓐ Select basic model.

Ⓑ Select edge style.

BN	- Flat vinyl T-edge
74P	- 74P edge
WV	- Wood edge, veneer surface

Ⓒ Select surface finish.
Refer to the **Product Color Options** page in this price list.
Surface finish offerings are based on edge style selections.

Ⓓ Select trim color for painted surfaces.
Refer to the **Product Color Options** page in this price list.

Ⓔ Select edge color.
Refer to the **Product Color Options** page in this price list.

Ⓕ Select grommet color.
Refer to the **Product Color Options** page in this price list.

FINISH INFORMATION

Additional Laminate Offering
Additional laminates beyond KI standard offering, are available with two weeks extended leadtime. To specify additional laminates, use these designators followed by the supplier's color/pattern code:

Formica - LF/supplier's color pattern code
Nevamar - LN/supplier's color pattern code
Wilsonart - LW/supplier's color pattern code

KI's standard laminate finish is the supplier's recommended finish for that color/pattern.
Note: Nonstandard laminates from these suppliers (example: textured laminates) require a Product Modification Request.
Contact customer service for details.

SPECIAL SERVICES

Special Carton Marking

With specially marked information	N/C

Shipping
Ships **knocked down, FOB Manitowoc, WI 54220, freight prepaid.** Freight class 70.

Specifications and prices are subject to change without prior notice.

System 3000® Worksurfaces
Diagonal 90° Corner

System 3000® Worksurfaces
Diagonal 90° Corner



74P Edge (74P)

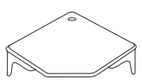

Flat Vinyl T-Edge (BN)

WC

MODEL	D x W-LEFT x W-RIGHT x D	MODEL NUMBER Basic Model	Edge Style	Surface Finish	Trim Color	Edge Color	Grommet Color	Approx. Packaged Weight	Flat Vinyl T-Edge (BN)	74P Edge (74P)	Postformed Edge (PL)	Wood Edge Veneer (WV)
Diagonal 90° Corner Worksurfaces • Worksurfaces consist of 1-1/4" particleboard with high-pressure laminate or veneer faces • Edges are available in flat vinyl T-edge, elliptical postformed front edges with color-matched vinyl edge banding • Wood veneer surfaces have veneer faces with elliptical profile solid reconstituted wood front edge with all other edges being banded with reconstituted veneer • Worksurfaces provide a straight front edge to access corner work area • 3" diameter grommet standard on vinyl T-edge worksurfaces • Corner worksurfaces with 74P, postformed and wood veneer edges have one 2-1/2" x 6" grommet located 12" from rear corner along right rear edge • Mounting hardware included, lefthand cantilever provided for rear corner • Worksurface is predrilled to accept adjustable keyboard pad • Cantilevers allow mounting at 1" height increments	24 x 36 x 36 x 24"	WD243624	□□□	□□□	□□	□□□	□□□	46.0#	$ 562	$ 592	$ 704	$ 2742
	24 x 42 x 42 x 24"	WD244224	□□□	□□□	□□	□□□	□□□	51.0#	646	678	807	3716
	24 x 42 x 42 x 30"	WD244230	□□□	□□□	□□	□□□	□□□	55.0#	601	630	N/A	N/A
	24 x 48 x 48 x 24"	WD244824	□□□	□□□	□□	□□□	□□□	62.0#	745	787	934	4670
	24 x 48 x 48 x 30"	WD244830	□□□	□□□	□□	□□□	□□□	64.0#	694	731	N/A	N/A
	30 x 42 x 42 x 24"	WD304224	□□□	□□□	□□	□□□	□□□	51.0#	601	630	N/A	N/A
	30 x 42 x 42 x 30"	WD304230	□□□	□□□	□□	□□□	□□□	69.0#	646	678	807	3836
	30 x 48 x 48 x 24"	WD304824	□□□	□□□	□□	□□□	□□□	69.0#	694	731	N/A	N/A
	30 x 48 x 48 x 30"	WD304830	□□□	□□□	□□	□□□	□□□	78.0#	745	787	934	4784
			Ⓑ	Ⓒ	Ⓓ	Ⓔ	Ⓕ					

HOW TO ORDER

Indicate the following information on order form:
1. Quantity of each item.
2. Model number, including options. See "How To Build a Model Number".
3. Any special service required.

Note: • The □ indicates that a choice is required.
- The absence of the □ indicates that no choice is required.
- Alpha-numeric characters in place of □ indicate that no other alternatives are available.

HOW TO BUILD A MODEL NUMBER

Ⓐ Select basic model.

Ⓑ Select edge style.

BN	- Flat vinyl T-edge
74P	- 74P edge
PL	- Postformed edge
WV	- Wood edge, veneer surface

Ⓒ Select surface finish.
Refer to the **Product Color Options** page in this price list.
Surface finish offerings are based on edge style selections.

Ⓓ Select trim color for painted surfaces.
Refer to the **Product Color Options** page in this price list.

Ⓔ Select edge color.
Refer to the **Product Color Options** page in this price list.

Ⓕ Select grommet color.
Refer to the **Product Color Options** page in this price list.

FINISH INFORMATION

Additional Laminate Offering
Additional laminates beyond KI standard offering, are available with two weeks extended leadtime. To specify additional laminates, use these designators followed by the supplier's color/pattern code:

Formica - LF/supplier's color pattern code
Nevamar - LN/supplier's color pattern code
Wilsonart - LW/supplier's color pattern code

KI's standard laminate finish is the supplier's recommended finish for that color/pattern.
Note: Nonstandard laminates from these suppliers (example: textured laminates) require a Product Modification Request.
Contact customer service for details.

SPECIAL SERVICES

Special Carton Marking

With specially marked information	N/C

Shipping
Ships **knocked down, FOB Manitowoc, WI 54220, freight prepaid.** Freight class 70.

Specifications and prices are subject to change without prior notice.

System 3000® Worksurfaces
Curvlinear 90° Corner

KI

System 3000® Worksurfaces
Curvlinear 90° Corner



74P Edge (74P)

WC

MODEL	D x W-LEFT x W-RIGHT x D	MODEL NUMBER						Approx. Packaged Weight	74P Edge (74P)	Wood Edge Veneer (WV)
		Basic Model	Edge Style	Surface Finish	Trim Color	Edge Color	Grommet Color			
Curvlinear 90° Corner Worksurfaces • Worksurfaces consist of 1-1/4" particleboard with high-pressure laminate or veneer faces • Laminate edge available w/74P edges • Wood veneer surfaces have veneer faces with elliptical profile solid reconstituted wood front edge with all other edges being banded with reconstituted veneer • Corner worksurfaces have one 2-1/2" x 6" grommet located 12" from rear corner along right rear edge • Mounting hardware is included. A lefthand cantilever is provided for rear corner • Worksurface is predrilled to accept adjustable keyboard pad • Cantilevers allow mounting at 1" height increments	24 x 36 x 36 x 24"	WC243624	□□□	□□□	□□	□□□	□□□	44.0#	$ 643	$ 2863
	24 x 42 x 42 x 24"	WC244224	□□□	□□□	□□	□□□	□□□	49.0#	686	3889
	24 x 42 x 42 x 30"	WC244230	□□□	□□□	□□	□□□	□□□	53.0#	686	2917
	24 x 48 x 48 x 24"	WC244824	□□□	□□□	□□	□□□	□□□	60.0#	856	4769
	24 x 48 x 48 x 30"	WC244830	□□□	□□□	□□	□□□	□□□	62.0#	856	3889
	30 x 36 x 36 x 30"	WC303630	□□□	□□□	□□	□□□	□□□	49.0#	643	2974
	30 x 42 x 42 x 24"	WC304224	□□□	□□□	□□	□□□	□□□	49.0#	686	2917
	30 x 42 x 42 x 30"	WC304230	□□□	□□□	□□	□□□	□□□	67.0#	735	4048
	30 x 48 x 48 x 24"	WC304824	□□□	□□□	□□	□□□	□□□	60.0#	856	3889
	30 x 48 x 48 x 30"	WC304830	□□□	□□□	□□	□□□	□□□	76.0#	899	4906
			Ⓑ	Ⓒ	Ⓓ	Ⓔ	Ⓕ			

HOW TO ORDER

Indicate the following information on order form:
1. Quantity of each item.
2. Model number, including options. See "How To Build a Model Number".
3. Any special service required.

Note: • The □ indicates that a choice is required.
• The absence of the □ indicates that no choice is required.
• Alpha-numeric characters in place of □ indicate that no other alternatives are available.

HOW TO BUILD A MODEL NUMBER

Ⓐ Select basic model.

Ⓑ Select edge style.

74P	- 74P edge
WV	- Wood edge, veneer surface

Ⓒ Select surface finish.
Refer to the **Product Color Options** page in this price list.
Surface finish offerings are based on edge style selections.

Ⓓ Select trim color for painted surfaces.
Refer to the **Product Color Options** page in this price list.

Ⓔ Select edge color.
Refer to the **Product Color Options** page in this price list.

Ⓕ Select grommet color.
Refer to the **Product Color Options** page in this price list.

FINISH INFORMATION

Additional Laminate Offering
Additional laminates beyond KI standard offering, are available with two weeks extended leadtime. To specify additional laminates, use these designators followed by the supplier's color/pattern code:

Formica - LF/supplier's color pattern code
Nevamar - LN/supplier's color pattern code
Wilsonart - LW/supplier's color pattern code

KI's standard laminate finish is the supplier's recommended finish for that color/pattern.
Note: Nonstandard laminates from these suppliers (example: textured laminates) require a Product Modification Request.
Contact customer service for details.

SPECIAL SERVICES

Special Carton Marking

With specially marked information	N/C

Shipping
Ships **knocked down, FOB Manitowoc, WI 54220, freight prepaid.** Freight class 70.

Specifications and prices are subject to change without prior notice.

System 3000® Worksurfaces
Mobile Teardrop/Mobile Semi-Circle

KI

System 3000® Worksurfaces
Mobile Teardrop/Mobile Semi-Circle

	MODEL	D x DIA	MODEL NUMBER: Basic Model	Edge Style	Height	Trim Color	Surface Finish	Edge Color	Approx. Packaged Weight	Flat Vinyl T-Edge (BN)	74P Edge (74P)
 WMT	**Mobile Teardrop Worksurfaces** • 1-1/2" solid particleboard with high-pressure laminate • Flat vinyl T-edge or 74P edge • Base consists of three 3" diameter metal support legs with adjustable chrome-plated glide • Enamel finish on legs • Connects to end of 24" or 30" WorkZone® worksurface • Wireway option not available • Pointed end is removed to accommodate corner of two System 3000® panels	24 x 45"	WMTP2445	□□□	9	□□	□□□	□□□	98.0#	$ 1213	$ 1268
		30 x 55"	WMTP3055	□□□	9	□□	□□□	□□□	132.0#	1215	1277
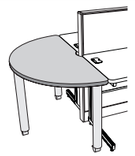 WMT	**Mobile Semi-Circle Worksurfaces** • 1-1/2" solid particleboard with high-pressure laminate • Flat vinyl T-edge or 74P edge • Base consists of three 3" diameter metal support legs with adjustable chrome-plated glide • Enamel finish on legs • Connects to end of 24" or 30" WorkZone® worksurface • Notched in center for wire management • Wireway option not available • Notch enables surface to wrap around end cap of System 3000® panel • 50-1/2" diameter accommodates two 24" deep WorkZone® worksurfaces separated by a System 3000® panel • 62-1/2" diameter accommodates two 30" deep WorkZone® worksurfaces separated by a System 3000® panel	24 x 50-1/2"	WMSCP51	□□□	9	□□	□□□	□□□	69.0#	$ 1451	$ 1517
		24 x 62-1/2"	WMSCP63	□□□	9	□□	□□□	□□□	88.0#	1474	1554

Ⓐ Ⓑ Ⓒ Ⓓ Ⓔ Ⓕ

HOW TO ORDER

Indicate the following information on order form:
1. Quantity of each item.
2. Model number, including options. See "How To Build a Model Number".
3. Any special service required.

Note: • The □ indicates that a choice is required.
- The absence of the □ indicates that no choice is required.
- Alpha-numeric characters in place of □ indicate that no other alternatives are available.

HOW TO BUILD A MODEL NUMBER

Ⓐ Select basic model.

Ⓑ Select edge style.

BN	- Flat vinyl T-edge
74P	- 74P edge

Ⓒ Select height.

9	- 29" High

Ⓓ Select trim color for painted surfaces.
Refer to the **Product Color Options** page in this price list.

Ⓔ Select surface finish.
Refer to the **Product Color Options** page in this price list.
Surface finish offerings are based on edge style selections.

Ⓕ Select edge color.
Refer to the **Product Color Options** page in this price list.
Edge color offerings are based on edge style selections.

FINISH INFORMATION

Additional Laminate Offering
Additional laminates beyond KI standard offering, are available with two weeks extended leadtime. To specify additional laminates, use these designators followed by the supplier's color/pattern code:

Formica - LF/supplier's color pattern code
Nevamar - LN/supplier's color pattern code
Wilsonart - LW/supplier's color pattern code

KI's standard laminate finish is the supplier's recommended finish for that color/pattern.
Note: Nonstandard laminates from these suppliers (example: textured laminates) require a Product Modification Request.
Contact customer service for details.

SPECIAL SERVICES

Special Carton Marking

With specially marked information	N/C

Shipping
Ships **knocked down, FOB Manitowoc, WI 54220, freight prepaid.** Freight class 70.

Specifications and prices are subject to change without prior notice.

System 3000® Worksurfaces
Quarter Round Transitional

System 3000® Worksurfaces
Quarter Round Transitional

	MODEL	W	MODEL NUMBER: Basic Model	Edge Style	Trim Color	Surface Finish	Edge Color	Approx. Packaged Weight	Flat Vinyl T-Edge (BN)	74P Edge (74P)
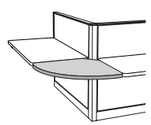 WCT	**Quarter Round Transitional** • Two splice plates provided • For use with fixed height workstations only • Available with flat vinyl T-edge or 74P edge • For use as conferencing corner • Wireway option not available • Modesty panel not required • 24" surface has radius of 26-2/3" and 30" surface has a radius of 35" • Surface has pointed end removed to accommodate corner of two System 3000® panels	24"	WQRP24	□□□	□□	□□□	□□□	34.0#	$ 617	$ 617
		30"	WQRP30	□□□	□□	□□□	□□□	51.0#	597	662
				Ⓑ	Ⓒ	Ⓓ	Ⓔ			

HOW TO ORDER

Indicate the following information on order form:
1. Quantity of each item.
2. Model number, including options. See "How To Build a Model Number".
3. Any special service required.

Note: • The □ indicates that a choice is required.
• The absence of the □ indicates that no choice is required.
• Alpha-numeric characters in place of □ indicate that no other alternatives are available.

HOW TO BUILD A MODEL NUMBER

Ⓐ Select basic model.

Ⓑ Select edge style.

BN	- Flat vinyl T-edge
74P	- 74P edge

Ⓒ Select trim color for painted surfaces.
Refer to the **Product Color Options** page in this price list.

Ⓓ Select surface finish.
Refer to the **Product Color Options** page in this price list.
Surface finish offerings are based on edge style selections.

Ⓔ Select edge color.
Refer to the **Product Color Options** page in this price list.
Edge color offerings are based on edge style selections.

FINISH INFORMATION

Additional Laminate Offering
Additional laminates beyond KI standard offering, are available with two weeks extended leadtime. To specify additional laminates, use these designators followed by the supplier's color/pattern code:

Formica - LF/supplier's color pattern code
Nevamar - LN/supplier's color pattern code
Wilsonart - LW/supplier's color pattern code

KI's standard laminate finish is the supplier's recommended finish for that color/pattern.
Note: Nonstandard laminates from these suppliers (example: textured laminates) require a Product Modification Request.
Contact customer service for details.

SPECIAL SERVICES

Special Carton Marking

With specially marked information	N/C

Shipping
Ships **knocked down, FOB Manitowoc, WI 54220, freight prepaid.** Freight class 70.

Specifications and prices are subject to change without prior notice.

System 3000® Worksurfaces
Countertops

System 3000® Worksurfaces
Countertops

	MODEL	D x W	MODEL NUMBER: Basic Model	Edge Style	Surface Finish	Trim Color	Edge Color	Approx. Packaged Weight	Flat Vinyl T-Edge (BN)	74P Edge (74P)	Postformed Edge (PL)	Wood Edge Veneer (WV)
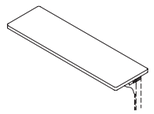 WCTP	**Straight Countertops** • Rectangular worksurfaces consist of 1- 1/4" particleboard with high-pressure laminate or veneer faces • Edges are available in flat vinyl T-edge, 74P edges with vinyl edge banding and elliptical postformed front edges with color-matched vinyl edge banding • Wood veneer surfaces have veneer faces with elliptical profile solid reconstituted wood front edge with all other edges being banded with reconstituted veneer • Countertop extends 4" over the top of the panel to comply with 2010 ADA and ICCA117.1. • Brackets include steel locking clips to prevent dislodgement • Countertops accept task light	16 x 24"	WCT24	□□□	□□□	□□	□□□	16.0#	$ 320	$ 331	$ 395	$ 1170
		16 x 30"	WCT30	□□□	□□□	□□	□□□	19.0#	350	366	432	1373
		16 x 36"	WCT36	□□□	□□□	□□	□□□	22.0#	371	389	462	1527
		16 x 42"	WCT42	□□□	□□□	□□	□□□	25.0#	427	448	536	1676
		16 x 48"	WCT48	□□□	□□□	□□	□□□	28.0#	457	478	567	1873
		16 x 54"	WCT54	□□□	□□□	□□	□□□	31.0#	476	502	599	2127
		16 x 60"	WCT60	□□□	□□□	□□	□□□	34.0#	500	519	619	2380
		16 x 66"	WCT66	□□□	□□□	□□	□□□	37.0#	506	536	635	2531
		16 x 72"	WCT72	□□□	□□□	□□	□□□	40.0#	518	547	648	2632
		16 x 78"	WCT78	□□□	□□□	□□	□□□	43.0#	534	557	663	2686
		16 x 84"	WCT84	□□□	□□□	□□	□□□	43.0#	542	567	678	3189
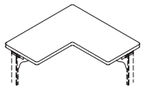 WCTP	**90° Countertops** • Construction is same as straight countertop except it is a two-piece mitered surface with 90° right angle	16 x 24"	W9024	□□□	□□□	□□	□□□	23.0#	$ 519	$ 548	$ 656	$ 4321
		16 x 30"	W9030	□□□	□□□	□□	□□□	30.0#	664	699	830	4630
		16 x 36"	W9036	□□□	□□□	□□	□□□	37.0#	783	820	976	4850
 WCTP	**Curved Countertop** • Construction is same as straight countertop • Curved top not available with postformed edge or wood veneer with wood edge • Curved countertop for use with curved panel only	16 x 24"	WCCT24	□□□	□□□	□□	□□□	25.0#	$ 502	$ 525	N/A	N/A

Ⓐ Ⓑ Ⓒ Ⓓ Ⓔ

HOW TO ORDER

Indicate the following information on order form:
1. Quantity of each item.
2. Model number, including options. See "How To Build a Model Number".
3. Any special service required.

Note: • The □ indicates that a choice is required.
- The absence of the □ indicates that no choice is required.
- Alpha-numeric characters in place of □ indicate that no other alternatives are available.

HOW TO BUILD A MODEL NUMBER

Ⓐ Select basic model.

Ⓑ Select edge style.

BN	- Flat vinyl T-edge
74P	- 74P edge
PL	- Postformed edge
WV	- Wood edge, veneer surface

Ⓒ Select surface finish.
Refer to the **Product Color Options** page in this price list.
Surface finish offerings are based on edge style selections.

Ⓓ Select trim color for painted surfaces.
Refer to the **Product Color Options** page in this price list.

Ⓔ Select edge color.
Refer to the **Product Color Options** page in this price list.

FINISH INFORMATION

Additional Laminate Offering
Additional laminates beyond KI standard offering, are available with two weeks extended leadtime.
To specify additional laminates, use these designators followed by the supplier's color/pattern code:

Formica - LF/supplier's color pattern code
Nevamar - LN/supplier's color pattern code
Wilsonart - LW/supplier's color pattern code

KI's standard laminate finish is the supplier's recommended finish for that color/pattern.
Note: Nonstandard laminates from these suppliers (example: textured laminates) require a Product Modification Request.
Contact customer service for details.

SPECIAL SERVICES

Special Carton Marking

With specially marked information	N/C

Shipping
Ships **knocked down, FOB Manitowoc, WI 54220, freight prepaid.** Freight class 70.

Specifications and prices are subject to change without prior notice.

System 3000® Worksurfaces
Countertops - ADA Height

KI

System 3000® Worksurfaces
Countertops - ADA Height

	MODEL	D x W	MODEL NUMBER: Basic Model	Edge Style Ⓑ	Surface Finish Ⓒ	Trim Color Ⓓ	Edge Color Ⓔ	Approx. Packaged Weight	Flat Vinyl T-Edge (BN)	74P Edge (74P)	Postformed Edge (PL)	Wood Edge Veneer (WV)
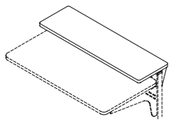 WCTP	**Straight Countertops - ADA Height** • For use with 32" high panels only. • Per the 2010 ADA and ICC A117.1, KI countertops do not extend more than 4 inches into a circulation path and meet the requirements for a clear floor space positioned for a parallel approach adjacent to the accessible counter. • Rectangular worksurfaces consist of 1-1/4" particleboard with high-pressure laminate or veneer faces • Edges are available in flat vinyl T-edge, 74P edges with vinyl edge banding and elliptical postformed front edges with color-matched vinyl edge banding • Wood veneer surfaces have veneer faces with elliptical profile solid reconstituted wood front edge with all other edges being banded with reconstituted veneer • Brackets include steel locking clips to prevent dislodgement	16 x 24"	WCTWC24	□□□	□□□	□□	□□□	16.0#	$ 369	$ 385	$ 448	$ 1221
		16 x 30"	WCTWC30	□□□	□□□	□□	□□□	19.0#	397	422	486	1422
		16 x 36"	WCTWC36	□□□	□□□	□□	□□□	22.0#	425	441	511	1574
		16 x 42"	WCTWC42	□□□	□□□	□□	□□□	25.0#	476	501	584	1723
		16 x 48"	WCTWC48	□□□	□□□	□□	□□□	28.0#	506	534	619	1927
		16 x 54"	WCTWC54	□□□	□□□	□□	□□□	31.0#	532	551	648	2177
		16 x 60"	WCTWC60	□□□	□□□	□□	□□□	34.0#	548	569	670	2432
		16 x 66"	WCTWC66	□□□	□□□	□□	□□□	37.0#	561	584	686	2582
		16 x 72"	WCTWC72	□□□	□□□	□□	□□□	40.0#	567	595	700	2678
		16 x 78"	WCTWC78	□□□	□□□	□□	□□□	43.0#	582	607	714	2738
		16 x 84"	WCTWC84	□□□	□□□	□□	□□□	46.0#	594	619	731	3237
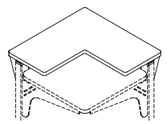 WCTP	**90° Countertops - ADA Height** • Construction is same as straight countertop except it is a two-piece mitered surface with 90° right angle (ADA height)	16 x 24"	WCTWC9024	□□□	□□□	□□	□□□	23.0#	$ 569	$ 599	$ 704	$ 4370
		16 x 30"	WCTWC9030	□□□	□□□	□□	□□□	30.0#	716	747	884	4679
		16 x 36"	WCTWC9036	□□□	□□□	□□	□□□	37.0#	830	871	1027	4897
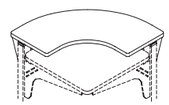 WCTP	**Curved Countertop - ADA Height** • Construction is same as straight countertop (ADA height) • Curved top not available with postformed edge or wood veneer with wood edge • Curved countertop for use with curved panel only	16 x 24"	WCCTWC24	□□□	□□□	□□	□□□	25.0#	$ 551	$ 575	N/A	N/A
			Ⓐ	Ⓑ	Ⓒ	Ⓓ	Ⓔ					

HOW TO ORDER

Indicate the following information on order form:
1. Quantity of each item.
2. Model number, including options. See "How To Build a Model Number".
3. Any special service required.

Note: • The □ indicates that a choice is required.
- The absence of the □ indicates that no choice is required.
- Alpha-numeric characters in place of □ indicate that no other alternatives are available.

HOW TO BUILD A MODEL NUMBER

Ⓐ Select basic model.

Ⓑ Select edge style.

BN	- Flat vinyl T-edge
74P	- 74P edge
PL	- Postformed edge
WV	- Wood edge, veneer surface

Ⓒ Select surface finish.
Refer to the **Product Color Options** page in this price list.
Surface finish offerings are based on edge style selections.

Ⓓ Select trim colorfor painted surfaces.
Refer to the **Product Color Options** page in this price list.

Ⓔ Select edge color.
Refer to the **Product Color Options** page in this price list.

FINISH INFORMATION

Additional Laminate Offering
Additional laminates beyond KI standard offering, are available with two weeks extended leadtime.
To specify additional laminates, use these designators followed by the supplier's color/pattern code:

Formica - LF/supplier's color pattern code
Nevamar - LN/supplier's color pattern code
Wilsonart - LW/supplier's color pattern code

KI's standard laminate finish is the supplier's recommended finish for that color/pattern.
Note: Nonstandard laminates from these suppliers (example: textured laminates) require a Product Modification Request.
Contact customer service for details.

SPECIAL SERVICES

Special Carton Marking

With specially marked information	N/C

Shipping
Ships **knocked down, FOB Manitowoc, WI 54220, freight prepaid.** Freight class 70.

Specifications and prices are subject to change without prior notice.

System 3000® Worksurfaces
Worksurface Support Panel

System 3000® Worksurfaces
Worksurface Support Panel

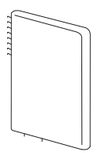

WSSP

MODEL	D x H	MODEL NUMBER: Basic Model	Dir.	Surface Finish	Trim Color	Fabric Color	Edge Color	Approx. Packaged Weight	Delivered Pricing Fabric Grade 1 & C.O.M.	Delivered Pricing Fabric Grade 2	Delivered Pricing Fabric Grade 3 & Pallas Vertical Fabric Grade PV	Delivered Pricing Pallas Vertical Fabric Grade PV1	Delivered Pricing Pallas Vertical Fabric Grade PV2
Worksurface Support Panel (Fabric/ Laminate) • Available in fabric one side/laminate other side with flat vinyl T-edge only • Support panel provides additional work-surface support in extensive worksurface loading applications • Mounts to panels and worksurface • Adjustable glides provide leveling • Select fabric and laminate color	24 x 26”	WSSP2426/BN	□□	□□□	□□	□□□□	□□□	15.0#	$ 680	$ 692	$ 704	$ 716	$ 744
	24 x 29”	WSSP2429/BN	□□	□□□	□□	□□□□	□□□	16.0#	692	705	714	729	755
	30 x 26”	WSSP3026/BN	□□	□□□	□□	□□□□	□□□	17.0#	692	705	714	729	755
	30 x 29”	WSSP3029/BN	□□	□□□	□□	□□□□	□□□	18.0#	713	722	735	745	776
			Ⓐ	Ⓑ	Ⓒ	Ⓓ	Ⓔ	Ⓕ					

HOW TO ORDER

Indicate the following information on order form:
1. Quantity of each item.
2. Model number, including options. See “How To Build a Model Number”.
3. Any special service required.

Note: • The □ indicates that a choice is required.
- The absence of the □ indicates that no choice is required.
- Alpha-numeric characters in place of □ indicate that no other alternatives are available.

HOW TO BUILD A MODEL NUMBER

Ⓐ Select basic model.

Ⓑ Select surface direction.

DL	- Direction left
DR	- Direction right

Ⓒ Select surface finish.
Refer to the **Product Color Options** page in this price list.
Surface finish offerings are based on edge style selections.

Ⓓ Select trim color.
Refer to the **Product Color Options** page in this price list.

Ⓔ Select fabric color.
Refer to **ki.com/fabrics**

Ⓕ Select edge color.
Refer to the **Product Color Options** page in this price list.

FINISH INFORMATION

Additional Laminate Offering
Additional laminates beyond KI standard offering, are available with two weeks extended leadtime. To specify additional laminates, use these designators followed by the supplier’s color/pattern code:

Formica - LF/supplier’s color pattern code
Nevamar - LN/supplier’s color pattern code
Wilsonart - LW/supplier’s color pattern code

KI’s standard laminate finish is the supplier’s recommended finish for that color/pattern.
Note: Nonstandard laminates from these suppliers (example: textured laminates) require a Product Modification Request.
Contact customer service for details.

SPECIAL SERVICES

Special Carton Marking

With specially marked information	N/C

Shipping
Ships **knocked down, FOB Manitowoc, WI 54220, freight prepaid.** Freight class 70.

Specifications and prices are subject to change without prior notice.

System 3000® Worksurfaces
Worksurface Support Panel

KI

System 3000® Worksurfaces
Worksurface Support Panel

	MODEL	D x H	MODEL NUMBER: Basic Model	Dir.	Edge Style	Surface Finish	Veneer Color	Trim Color	Edge Color	Approx. Packaged Weight	Flat Vinyl T-Edge (BN)	74P Edge (74P)	Postformed Edge (PL)	Wood Edge Veneer (WV)
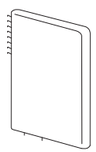 WSSL	**Worksurface Support Panel (Laminate Both Sides)** • Available in laminate both sides • Support panel provides additional worksurface support in extensive worksurface loading applications • Mounts to panel and worksurface • Adjustable glides provide leveling	24 x 26”	WSSPL2426	□□	□□□	□□□		□□	□□□	15.0#	$ 473	$ 496	$ 592	N/A
		24 x 26”	WSSPL2429	□□	□□□	□□□		□□	□□□	16.0#	476	502	599	N/A
		30 x 26”	WSSPL3026	□□	□□□	□□□		□□	□□□	17.0#	476	502	599	N/A
		30 x 29”	WSSPL3029	□□	□□□	□□□		□□	□□□	18.0#	492	513	615	N/A
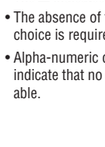 WSSV	**Worksurface Support Panel (Veneer Both Sides)** • Available in veneer both sides • Support panel provides additional worksurface support in extensive worksurface loading applications • Mounts to panel and worksurface • Adjustable glides provide leveling	24 x 26”	WSSPV2426	□□	WV		□□□	□□	□□□	15.0#	N/A	N/A	N/A	$ 882
		24 x 29”	WSSPV2429	□□	WV		□□□	□□	□□□	16.0#	N/A	N/A	N/A	972
		30 x 26”	WSSPV3026	□□	WV		□□□	□□	□□□	17.0#	N/A	N/A	N/A	951
		30 x 29”	WSSPV3029	□□	WV		□□□	□□	□□□	18.0#	N/A	N/A	N/A	1063
				Ⓑ	Ⓒ	Ⓓ	Ⓔ	Ⓕ	Ⓖ					

HOW TO ORDER

Indicate the following information on order form:
1. Quantity of each item.
2. Model number, including options. See “How To Build a Model Number”.
3. Any special service required.

Note: • The □ indicates that a choice is required.
• The absence of the □ indicates that no choice is required.
• Alpha-numeric characters in place of □ indicate that no other alternatives are available.

HOW TO BUILD A MODEL NUMBER

Ⓐ Select basic model.

Ⓑ Select surface direction.

DL	- Direction left
DR	- Direction right

Ⓒ Select edge style.

BN	- Flat vinyl T-edge
74P	- 74P edge
PL	- Postformed edge
WV	- Wood edge, veneer surface

Ⓓ Select surface finish.
Refer to the **Product Color Options** page in this price list.
Surface finish offerings are based on edge style selections.

Ⓔ Select veneer color.
Refer to the **Product Color Options** page in this price list.

Ⓕ Select trim color.
Refer to the **Product Color Options** page in this price list.

Ⓖ Select edge color.
Refer to the **Product Color Options** page in this price list.

FINISH INFORMATION

Additional Laminate Offering
Additional laminates beyond KI standard offering, are available with two weeks extended leadtime. To specify additional laminates, use these designators followed by the supplier’s color/pattern code:

Formica - LF/supplier’s color pattern code
Nevamar - LN/supplier’s color pattern code
Wilsonart - LW/supplier’s color pattern code

KI’s standard laminate finish is the supplier’s recommended finish for that color/pattern.
Note: Nonstandard laminates from these suppliers (example: textured laminates) require a Product Modification Request.
Contact customer service for details.

SPECIAL SERVICES

Special Carton Marking

With specially marked information	N/C

Shipping
Ships **knocked down, FOB Manitowoc, WI 54220, freight prepaid.** Freight class 70.

Specifications and prices are subject to change without prior notice.

System 3000 Worksurface Accessories

System 3000 Worksurface Accessories

	MODEL	Features	W x H x D	MODEL NUMBER Basic Model	MODEL NUMBER Trim Color	Approx. Packaged Weight	Delivered Pricing
 HRDPT	**Grommets - Field Installed** • Grommets can be field installed in worksurfaces to provide cable access where needed • For flat vinyl T-edge surfaces only	Inside - 2-3/4", Outside - 3"		WSG	□□	1.0#	$ 4
 HRDPT	**Worksurface Support Bracket** • Provides auxiliary support to front edge of worksurface where pedestals or equipment requires additional worksurface support • Return panel must be equal to worksurface depth		3 x 4" 3 x 4"	WSB.L WSB.R	□□ □□	1.0# 1.0#	$ 29 29
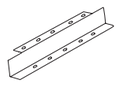 HRDPT	**Worksurface Vertical Filler** • Steel bracket connects worksurface at 27" height to 29" heights • Fills gap between surfaces to prevent accidental dropping of work tools or paper		3 x 24" 3 x 30"	WSVF.24 WSVF.30	□□ □□	3.0# 3.0#	$ 57 64
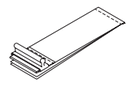 HRDPT	**Worksurface Wire Manager** • Constructed of easy-to-use, high quality black velcro • Harness is fastened to underside of worksurface with pressure sensitive adhesive • Shipped assembled • Black only	W - 2", D - 2-1/2"		WWM		1.0#	$ 67
				Ⓐ	Ⓑ		

HOW TO ORDER

Indicate the following information on order form:
1. Quantity of each item.
2. Model number, including options. See "How To Build a Model Number".
3. Any special service required.

Note: • The □ indicates that a choice is required.
- The absence of the □ indicates that no choice is required.
- Alpha-numeric characters in place of □ indicate that no other alternatives are available.

HOW TO BUILD A MODEL NUMBER

Ⓐ Select basic model.

Ⓑ Select trim color.
Refer to the **Product Color Options** page in this price list.

SPECIAL SERVICES

Special Carton Marking

With specially marked information	N/C

Shipping

Ships **knocked down, FOB Manitowoc, WI 54220, freight prepaid.** Freight class 70.

Specifications and prices are subject to change without prior notice.

System 3000® Storage and Accessories
Universal Overhead Storage

System 3000® Storage and Accessories
Universal Overhead Storage

	MODEL	W x H x D	MODEL NUMBER: Basic Model	Panel Mount	Assembly	Paint Color	Fabric Color	Lock Option	Lock Color	Approx. Packaged Weight	Delivered Pricing	Delivered Pricing Fabric Grade 1 & C.O.M.	Delivered Pricing Fabric Grade 2	Delivered Pricing Fabric Grade 3 & Pallas Vertical Fabric Grade PV	Delivered Pricing Pallas Vertical Fabric Grade PV1	Delivered Pricing Pallas Vertical Fabric Grade PV2
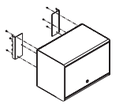 PRDS	**Universal Steel Overhead Cabinet - On Module** • On-module(PM) overheads mount into slots in vertical posts. Overheads must be same width as panel mounted to. Allows for vertical adjustment in 1" increments • Includes separate brackets which allow for on-module mounting • Steel bottom and top shelf, end panels and front with powder-coated finish • Accepts shelf divider • Door stores recessed with plastic trim handle exposed • Double bit lock is included • Shelf depth is 13-1/4"	24 x 16-1/2 x 14-1/2"	PRDS24/3K	PM	☐	☐☐		☐☐☐	☐☐☐	32.0#	$ 597					
		30 x 16-1/2 x 14-1/2"	PRDS30/3K	PM	☐	☐☐		☐☐☐	☐☐☐	36.0#	658					
		36 x 16-1/2 x 14-1/2"	PRDS36/3K	PM	☐	☐☐		☐☐☐	☐☐☐	40.0#	667					
		42 x 16-1/2 x 14-1/2"	PRDS42/3K	PM	☐	☐☐		☐☐☐	☐☐☐	44.0#	713					
		48 x 16-1/2 x 14-1/2"	PRDS48/3K	PM	☐	☐☐		☐☐☐	☐☐☐	49.0#	754					
		54 x 16-1/2 x 14-1/2"	PRDS54/3K	PM	☐	☐☐		☐☐☐	☐☐☐	53.0#	864					
		60 x 16-1/2 x 14-1/2"	PRDS60/3K	PM	☐	☐☐		☐☐☐	☐☐☐	57.0#	920					
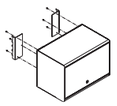 PRDF	**Universal Fabric Overhead Cabinet - On Module** • On-module(PM) overheads mount into slots in vertical posts. Overheads must be same width as panel mounted to. Allows for vertical adjustment in 1" increments • Includes separate brackets which allow for on-module mounting • Steel bottom and top shelf, end panels and front with powder-coated finish • Accepts shelf divider • Door stores recessed with plastic trim handle exposed • Double bit lock is included • Shelf depth is 13-1/4"	24 x 16-1/2 x 14-1/2"	PRDF24/3K	PM	☐	☐☐	☐☐☐☐	☐☐☐	☐☐☐	32.0#	N/A	$ 630	$ 640	$ 650	$ 650	$ 657
		30 x 16-1/2 x 14-1/2"	PRDF30/3K	PM	☐	☐☐	☐☐☐☐	☐☐☐	☐☐☐	36.0#	N/A	687	700	709	709	716
		36 x 16-1/2 x 14-1/2"	PRDF36/3K	PM	☐	☐☐	☐☐☐☐	☐☐☐	☐☐☐	40.0#	N/A	705	715	725	725	735
		42 x 16-1/2 x 14-1/2"	PRDF42/3K	PM	☐	☐☐	☐☐☐☐	☐☐☐	☐☐☐	44.0#	N/A	747	758	769	769	781
		48 x 16-1/2 x 14-1/2"	PRDF48/3K	PM	☐	☐☐	☐☐☐☐	☐☐☐	☐☐☐	49.0#	N/A	794	810	819	819	828
		54 x 16-1/2 x 14-1/2"	PRDF54/3K	PM	☐	☐☐	☐☐☐☐	☐☐☐	☐☐☐	53.0#	N/A	905	922	934	934	940
		60 x 16-1/2 x 14-1/2"	PRDF60/3K	PM	☐	☐☐	☐☐☐☐	☐☐☐	☐☐☐	57.0#	N/A	969	987	995	995	1011

Ⓐ Ⓑ Ⓒ Ⓓ Ⓔ Ⓕ Ⓖ

HOW TO ORDER

Indicate the following information on order form:
1. Quantity of each item.
2. Model number, including options. See "How To Build a Model Number".
3. Any special service required.

Note: • The ☐ indicates that a choice is required.
- The absence of the ☐ indicates that no choice is required.
- Alpha-numeric characters in place of ☐ indicate that no other alternatives are available.

HOW TO BUILD A MODEL NUMBER

Ⓐ Select basic model.

Ⓑ Select mounting style.

PM	- On module

Ⓒ Assembly

F	- Fully Assembled; add $179
U	- Unassembled

Ⓓ Select paint color.
Refer to the **Product Color Options** page in this price list.

Ⓔ Select fabric.
Refer to **ki.com/fabrics**

Ⓕ Select lock option.

KA	- Key alike
KS	- Key standard
NLC	- No lock core

Ⓖ Select lock color.
Refer to the **Product Color Options** page in this price list.

INFORMATION

Lock
Units may be specified with a lock (KA or KS). With key standard (KS), keying is random. With key alike (KA), key numbers can be specified by entering the four character key designation from "L101 through L150".

SPECIAL SERVICES

Special Carton Marking

With specially marked information	N/C

Shipping
Ships **knocked down, FOB Manitowoc, WI 54220, freight prepaid.** Freight class 85.

Specifications and prices are subject to change without prior notice.

System 3000® Storage and Accessories
Universal Overhead Storage

	MODEL	W x H x D	MODEL NUMBER								Approx. Packaged Weight	Delivered Pricing
			Basic Model	Panel Mount	Assembly	Paint Color	Laminate Color	Veneer Color	Lock Option	Lock Color		
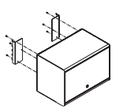 PRDL	**Universal Laminate Overhead Cabinet - On Module** • On-module(PM) overheads mount into slots in vertical posts. Overheads must be same width as panel mounted to. Allows for vertical adjustment in 1" increments • Includes separate brackets which allow for on-module mounting • Steel bottom and top shelf, end panels and front with powder-coated finish • Accepts shelf divider • Door stores recessed with plastic trim handle exposed • Double bit lock is included • Shelf depth is 13-1/4"	24 x 16-1/2 x 14-1/2"	PRDL24/3K	PM	☐	☐☐	☐☐☐		☐☐☐	☐☐☐	32.0#	$ 807
		30 x 16-1/2 x 14-1/2"	PRDL30/3K	PM	☐	☐☐	☐☐☐		☐☐☐	☐☐☐	36.0#	886
		36 x 16-1/2 x 14-1/2"	PRDL36/3K	PM	☐	☐☐	☐☐☐		☐☐☐	☐☐☐	40.0#	902
		42 x 16-1/2 x 14-1/2"	PRDL42/3K	PM	☐	☐☐	☐☐☐		☐☐☐	☐☐☐	44.0#	960
		48 x 16-1/2 x 14-1/2"	PRDL48/3K	PM	☐	☐☐	☐☐☐		☐☐☐	☐☐☐	48.0#	1020
		54 x 16-1/2 x 14-1/2"	PRDL54/3K	PM	☐	☐☐	☐☐☐		☐☐☐	☐☐☐	53.0#	1168
		60 x 16-1/2 x 14-1/2"	PRDL60/3K	PM	☐	☐☐	☐☐☐		☐☐☐	☐☐☐	57.0#	1250
			Ⓐ	Ⓑ	Ⓒ	Ⓓ	Ⓔ	Ⓕ	Ⓖ	Ⓗ		

HOW TO ORDER

Indicate the following information on order form:
1. Quantity of each item.
2. Model number, including options. See "How To Build a Model Number".
3. Any special service required.

Note: • The ☐ indicates that a choice is required.
• The absence of the ☐ indicates that no choice is required.
• Alpha-numeric characters in place of ☐ indicate that no other alternatives are available.

HOW TO BUILD A MODEL NUMBER

Ⓐ Select basic model.

Ⓑ Select mounting style.

PM	- On module

Ⓒ Select assembly.

F	- Fully Assembled; add $179
U	- Unassembled

Ⓓ Select paint color.
Refer to the **Product Color Options** page in this price list.

Ⓔ Select laminate color.
Refer to the **Product Color Options** page in this price list.

Ⓕ Select veneer and edge color.
Refer to the **Product Color Options** page in this price list.

Ⓖ Select lock option.

KA	- Key alike
KS	- Key standard
NLC	- No lock core

Ⓗ Select lock color.
Refer to the **Product Color Options** page in this price list.

INFORMATION

Lock
Units may be specified with a lock (KA or KS). With key standard (KS), keying is random. With key alike (KA), key numbers can be specified by entering the four character key designation from "L101 through L150".

FINISH INFORMATION

Additional Laminate Offering
Additional laminates beyond KI standard offering, are available with two weeks extended leadtime. To specify additional laminates, use these designators followed by the supplier's color/pattern code:

Formica - LF/supplier's color pattern code
Nevamar - LN/supplier's color pattern code
Wilsonart - LW/supplier's color pattern code

KI's standard laminate finish is the supplier's recommended finish for that color/pattern.
Note: Nonstandard laminates from these suppliers (example: textured laminates) require a Product Modification Request.
Contact customer service for details.

SPECIAL SERVICES

Special Carton Marking

With specially marked information	N/C

Shipping
Ships **knocked down, FOB Manitowoc, WI 54220, freight prepaid.** Freight class 85.

Specifications and prices are subject to change without prior notice.

System 3000® Storage and Accessories
Universal Overhead Storage

	MODEL	W x H x D	MODEL NUMBER Basic Model	Panel Mount	Assembly	Paint Color	Veener Color	Lock Option	Lock Color	Approx. Packaged Weight	Delivered Pricing
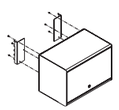 PRDV	**Universal Veneer Overhead Cabinet - On Module** • On-module(PM) overheads mount into slots in vertical posts. Overheads must be same width as panel mounted to. Allows for vertical adjustment in 1" increments • Includes separate brackets which allow for on-module mounting • Steel bottom and top shelf, end panels and front with powder-coated finish • Accepts shelf divider • Door stores recessed with plastic trim handle exposed • Double lock is included • Shelf depth is 13-1/4"	24 x 16-1/2 x 14-1/2"	PRDV24/3K	PM	☐	☐☐	☐☐☐	☐☐☐	☐☐☐	34.0#	$ 1750
		30 x 16-1/2 x 14-1/2"	PRDV30/3K	PM	☐	☐☐	☐☐☐	☐☐☐	☐☐☐	36.0#	1844
		36 x 16-1/2 x 14-1/2"	PRDV36/3K	PM	☐	☐☐	☐☐☐	☐☐☐	☐☐☐	44.0#	1921
		42 x 16-1/2 x 14-1/2"	PRDV42/3K	PM	☐	☐☐	☐☐☐	☐☐☐	☐☐☐	49.0#	2165
		48 x 16-1/2 x 14-1/2"	PRDV48/3K	PM	☐	☐☐	☐☐☐	☐☐☐	☐☐☐	54.0#	2460
		54 x 16-1/2 x 14-1/2"	PRDV54/3K	PM	☐	☐☐	☐☐☐	☐☐☐	☐☐☐	60.0#	2687
		60 x 16-1/2 x 14-1/2"	PRDV60/3K	PM	☐	☐☐	☐☐☐	☐☐☐	☐☐☐	64.0#	2954
			Ⓐ	Ⓑ	Ⓒ	Ⓓ	Ⓔ	Ⓕ	Ⓖ		

HOW TO ORDER

Indicate the following information on order form:
1. Quantity of each item.
2. Model number, including options. See "How To Build a Model Number".
3. Any special service required.

Note: • The ☐ indicates that a choice is required.
• The absence of the ☐ indicates that no choice is required.
• Alpha-numeric characters in place of ☐ indicate that no other alternatives are available.

HOW TO BUILD A MODEL NUMBER

Ⓐ Select basic model.

Ⓑ Select mounting style.
PM - On module

Ⓒ Select assembly.
F - Fully Assembled; add $179
U - Unassembled

Ⓓ Select paint color.
Refer to the **Product Color Options** page in this price list.

Ⓔ Select laminate color.
Refer to the **Product Color Options** page in this price list.

Ⓕ Select veneer and edge color.
Refer to the **Product Color Options** page in this price list.

Ⓖ Select lock option.
KA - Key alike
KS - Key standard
NLC - No lock core

Ⓗ Select lock color.
Refer to the **Product Color Options** page in this price list.

INFORMATION

Lock
Units may be specified with a lock (KA or KS). With key standard (KS), keying is random. With key alike (KA), key numbers can be specified by entering the four character key designation from "L101 through L150".

FINISH INFORMATION

Additional Laminate Offering
Additional laminates beyond KI standard offering, are available with two weeks extended leadtime. To specify additional laminates, use these designators followed by the supplier's color/pattern code:

Formica - LF/supplier's color pattern code
Nevamar - LN/supplier's color pattern code
Wilsonart - LW/supplier's color pattern code

KI's standard laminate finish is the supplier's recommended finish for that color/pattern.
Note: Nonstandard laminates from these suppliers (example: textured laminates) require a Product Modification Request.
Contact customer service for details.

SPECIAL SERVICES

Special Carton Marking

With specially marked information	N/C

Shipping
Ships **knocked down, FOB Manitowoc, WI 54220, freight prepaid.** Freight class 85.

Specifications and prices are subject to change without prior notice.

System 3000® Storage and Accessories
Universal Overhead Storage

System 3000® Storage and Accessories
Universal Overhead Storage

	MODEL	Features	W x H x D	MODEL NUMBER Basic Model	Panel Mount	Paint Color	Approx. Packaged Weight	Delivered Pricing
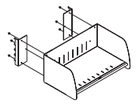 ULSR	**Universal Low Shelf - On Module** • Accepts shelf dividers • Includes full back • Includes separate brackets which allow for on-module mounting • On-module shelves mount into slots in vertical posts. Shelves must be same width as panel mounted to. Does not require a 12" tile for mounting. Allows for vertical adjustment in 1" increments • Shelves are shipped unassembled		24 x 10-1/2 x 13-1/4"	ULSR24/3K	☐☐	☐☐	14.0#	$ 260
			30 x 10-1/2 x 13-1/4"	ULSR30/3K	☐☐	☐☐	16.0#	270
			36 x 10-1/2 x 13-1/4"	ULSR36/3K	☐☐	☐☐	17.0#	284
			42 x 10-1/2 x 13-1/4"	ULSR42/3K	☐☐	☐☐	19.0#	295
			48 x 10-1/2 x 13-1/4"	ULSR48/3K	☐☐	☐☐	20.0#	300
			54 x 10-1/2 x 13-1/4"	ULSR54/3K	☐☐	☐☐	22.0#	315
			60 x 10-1/2 x 13-1/4"	ULSR60/3K	☐☐	☐☐	24.0#	329
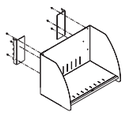 URSR	**Universal Regular Shelf - On Module** • Accepts shelf dividers • Includes full back • Includes separate brackets which allow for on-module mounting • On-module shelves mount into slots in vertical posts. Shelves must be same width as panel mounted to. Allows for vertical adjustment in 1" increments • Shelves are shipped unassembled		24 x 16-1/2 x 13-1/4"	URSR24/3K	☐☐	☐☐	19.0#	$ 280
			30 x 16-1/2 x 13-1/4"	URSR30/3K	☐☐	☐☐	20.0#	291
			36 x 16-1/2 x 13-1/4"	URSR36/3K	☐☐	☐☐	22.0#	300
			42 x 16-1/2 x 13-1/4"	URSR42/3K	☐☐	☐☐	23.0#	309
			48 x 16-1/2 x 13-1/4"	URSR48/3K	☐☐	☐☐	25.0#	323
			54 x 16-1/2 x 13-1/4"	URSR54/3K	☐☐	☐☐	27.0#	335
			60 x 16-1/2 x 13-1/4"	URSR60/3K	☐☐	☐☐	28.0#	350
HRDPT	**P-Series Keys** • Double bit design • Range of 200 different core/key numbers available • Must specify lock number(s) requested when ordering cut key or lock core/key sets	Lock Core/2 Key Set - Satin Chrome		2.KP20522.SC			0.4#	$ 15
		Lock Core/2 Key Set - Black		2.KP20522			0.4#	15
		Master Key		2.KP20550			0.2#	11
		Extractor Key		2.KP20551			0.2#	11
		Blank Key		2.KP20552			0.2#	3
		Cut Key		2.KP20557			0.2#	4
				Ⓐ	Ⓑ	Ⓒ		

HOW TO ORDER

Indicate the following information on order form:
1. Quantity of each item.
2. Model number, including options. See "How To Build a Model Number".
3. Any special service required.

Note: • The ☐ indicates that a choice is required.
- The absence of the ☐ indicates that no choice is required.
- Alpha-numeric characters in place of ☐ indicate that no other alternatives are available.

HOW TO BUILD A MODEL NUMBER

Ⓐ Select basic model.

Ⓑ Select mounting style.

PM	- On module

Ⓒ Select paint color.
Refer to the **Product Color Options** page in this price list.

SPECIAL SERVICES

Special Carton Marking

With specially marked information	N/C

Shipping

Ships **knocked down, FOB Manitowoc, WI 54220, freight prepaid.** Freight class 85.

Specifications and prices are subject to change without prior notice.

System 3000® Storage and Accessories
Universal Overhead Accessories

	MODEL	W x H x D	MODEL NUMBER Basic Model	MODEL NUMBER Trim Color	Approx. Packaged Weight	Delivered Pricing
 HRDPT	**Universal Overhead On-Module Mounting Bracket** • Sold in pairs • Mounts into slots in vertical posts • Black only • Universal overhead on module mounting bracket for use on System 3000®		31.44.1020.SET		1.0#	$ 57
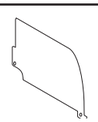 HRDPT	**Universal Shelf Dividers** • Steel shelf dividers with powder coat finish • Fits on all shelves and cabinets	7-1/4 x 11-1/2”	NSD	□□	1.0#	$ 35
 HRDPT	**Wall Track** • Double-slotted track accommodates wall mounting of components • No attachment hardware included. See installation guidelines	1-1/4 x 27 x 1”	CWT.27	□□	1.0#	$ 102
		1-1/4 x 66 x 1”	CWT.66	□□	2.0#	201
		1-1/4 x 84 x 1”	CWT.84	□□	3.0#	284
			Ⓐ	Ⓑ		

HOW TO ORDER

Indicate the following information on order form:
1. Quantity of each item.
2. Model number, including options. See “How To Build a Model Number”.
3. Any special service required.

Note: • The □ indicates that a choice is required.
- The absence of the □ indicates that no choice is required.
- Alpha-numeric characters in place of □ indicate that no other alternatives are available.

HOW TO BUILD A MODEL NUMBER

Ⓐ Select basic model.

Ⓑ Select trim color.
Refer to the **Product Color Options** page in this price list.

SPECIAL SERVICES

Special Carton Marking

With specially marked information	N/C

Shipping

Ships **knocked down, FOB Manitowoc, WI 54220, freight prepaid.** Freight class 70.

Specifications and prices are subject to change without prior notice.

System 3000® Storage and Accessories
LED Task Lights

System 3000® Storage and Accessories
LED Task Lights

	MODEL	W	MODEL NUMBER Basic Model	Approx. Packaged Weight	Delivered Pricing
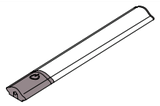 HRDPT	**Single Unit - Overhead LED Task Light** • Attaches to the bottom of overhead storage cabinets or shelving • Task lights are specified by the cabinet width to which they are attached. See "INFORMATION" at bottom of price list page for sizing chart. • Slim profile mounts effortlesly via magnets or screw-in bracket • Attachment hardware included • Touch and hold dimmability with last-state memory • Silver anodized aluminum body/black plastic end caps • 9' power supply • Includes 2 cord managers	12"	LEDTK.12.SGL.GN	1.2#	$ 147
		17"	LEDTK.17.SGL.GN	1.6#	188
		31"	LEDTK.31.SGL.GN	2.1#	230
		44"	LEDTK.44.SGL.GN	2.3#	264
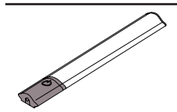 HRDPT	**Starter Unit - Overhead LED Task Light** • Attaches to the bottom of overhead storage cabinets or shelving • Task lights are specified by the cabinet width to which they are attached. See "INFORMATION" below for sizing chart. • Slim profile mounts effortlesly via magnets or screw-in bracket • Attachment hardware included • Touch and hold dimmability with last-state memory • Silver anodized aluminum body/black plastic end caps • Daisy chain with Adder units • 11' power supply • Includes 2 cord managers • Refer to Interlinking Combination table below for optimal performance of daisy chained fixtures	12"	LEDTK.12.DCP.GN	1.2#	$ 192
		17"	LEDTK.17.DCP.GN	1.6#	240
		31"	LEDTK.31.DCP.GN	2.1#	283
		44"	LEDTK.44.DCP.GN	2.3#	321

Ⓐ

HOW TO ORDER

Indicate the following information on order form:
1. Quantity of each item.
2. Model number, including options. See "How To Build a Model Number".
3. Any special service required.

Note: • The ☐ indicates that a choice is required.
- The absence of the ☐ indicates that no choice is required.
- Alpha-numeric characters in place of ☐ indicate that no other alternatives are available.

HOW TO BUILD A MODEL NUMBER

Ⓐ Select basic model.

INFORMATION

LED TASK LIGHT CABINET WIDTH

Cabinet Width	Light Width
24"	12" or 17"
30"	17"
36"	17"
42"	31"
48"	31"
54"	44"
60"	44"
66"	44"
72"	44"

INTERLOCKING SPECIFICATIONS

INTERLINKING COMBINATIONS (DAISY CHAIN)

# of 12"	# of 17"	# of 31"	# of 44"
6	0	0	0
5	1	0	0
5	0	0	0
4	2	0	0
4	1	0	0
4	0	1	0
4	0	0	0
3	2	0	0
3	1	1	0
3	1	0	0
3	0	1	0
3	0	0	1
3	0	0	0
2	3	0	0
2	2	1	0
2	1	1	0
2	0	2	0
2	0	0	1

INTERLOCKING SPECIFICATIONS

INTERLINKING COMBINATIONS (cont.) (DAISY CHAIN)

# of 12"	# of 17"	# of 31"	# of 44"
1	4	0	0
1	3	0	0
1	2	1	0
1	2	0	1
1	1	1	0
1	1	0	1
0	4	0	0
0	3	1	0
0	3	0	0
0	2	1	0
0	2	0	1
0	1	2	0
0	1	1	1
0	1	0	1
0	0	3	0
0	0	2	0
0	0	1	1
0	0	0	2

SPECIAL SERVICES

Special Carton Marking

With specially marked information N/C

Shipping

Ships **knocked down, FOB Manitowoc, WI 54220, freight prepaid.** Freight class 70.

Specifications and prices are subject to change without prior notice.

System 3000® Storage and Accessories
LED Task Lights

	MODEL	W	MODEL NUMBER Basic Model	Approx. Packaged Weight	Delivered Pricing
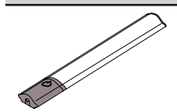 HRDPT	**Adder Unit - Overhead LED Task Light** • Attaches to the bottom of overhead storage cabinets or shelving • Task lights are specified by the cabinet width to which they are attached. See "INFORMATION" below for sizing chart. • Slim profile mounts effortlesly via magnets or screw-in bracket • Attachment hardware included • Touch and hold dimmability with last-state memory • Silver anodized aluminum body/black plastic end caps • Daisy chain with Starter units • 18' jumper cord and connect to starter unit • Includes 2 cord managers • Does not inlcude power supply; must purchase starter unit with power supply • Controlled by the on/off/dimmer of the starter unit • Refer to Interlinking Combination table below for optimal performance of daisy chained fixtures	12" 17" 31" 44"	LEDTK.12.DCA.GN LEDTK.17.DCA.GN LEDTK.31.DCA.GN LEDTK.44.DCA.GN	1.2# 1.6# 2.1# 2.3#	$ 95 109 152 188

Ⓐ

HOW TO ORDER

Indicate the following information on order form:
1. Quantity of each item.
2. Model number, including options. See "How To Build a Model Number".
3. Any special service required.

Note: • The ☐ indicates that a choice is required.
- The absence of the ☐ indicates that no choice is required.
- Alpha-numeric characters in place of ☐ indicate that no other alternatives are available.

HOW TO BUILD A MODEL NUMBER

Ⓐ Select basic model.

INFORMATION

LED TASK LIGHT CABINET WIDTH

Cabinet Width	Light Width
24"	12" or 17"
30"	17"
36"	17"
42"	31"
48"	31"
54"	44"
60"	44"
66"	44"
72"	44"

INTERLOCKING SPECIFICATIONS

INTERLINKING COMBINATIONS
(DAISY CHAIN)

# of 12"	# of 17"	# of 31"	# of 44"
6	0	0	0
5	1	0	0
5	0	0	0
4	2	0	0
4	1	0	0
4	0	1	0
4	0	0	0
3	2	0	0
3	1	1	0
3	1	0	0
3	0	1	0
3	0	0	1
3	0	0	0
2	3	0	0
2	2	1	0
2	1	1	0
2	0	2	0
2	0	0	1

INTERLOCKING SPECIFICATIONS

INTERLINKING COMBINATIONS (cont.)
(DAISY CHAIN)

# of 12"	# of 17"	# of 31"	# of 44"
1	4	0	0
1	3	0	0
1	2	1	0
1	2	0	1
1	1	1	0
1	1	0	1
0	4	0	0
0	3	1	0
0	3	0	0
0	2	1	0
0	2	0	1
0	1	2	0
0	1	1	1
0	1	0	1
0	0	3	0
0	0	2	0
0	0	1	1
0	0	0	2

SPECIAL SERVICES

Special Carton Marking

With specially marked information N/C

Shipping

Ships **knocked down, FOB Manitowoc, WI 54220, freight prepaid.** Freight class 70.

Specifications and prices are subject to change without prior notice.

System 3000® Storage and Accessories
Balance® Overhead Storage

System 3000® Storage and Accessories
Balance® Overhead Storage

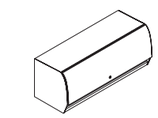

BOH

MODEL	W	MODEL NUMBER Basic Model	Cabinet Paint Color	Upper Door Solid Color	Lock Option	Lock Color	Approx. Packaged Weight	Delivered Pricing
Balance® Overhead Cabinet with Solid Color Upper Door • On-module overheads mount into slots in vertical posts. Overheads must be same width as panel mounted to. Allows for vertical adjustment in 1" increments • Colored or translucent extruded door • Painted cabinet and lower door • Shelf dividers available separately • Cabinet is fully assembled • Door stores above top of cabinet	30"	BLCS30/3K	□□	□□□	□□□	□□□	52.0#	$ 1243
	36"	BLCS36/3K	□□	□□□	□□□	□□□	52.0#	1323
	42"	BLCS42/3K	□□	□□□	□□□	□□□	58.0#	1393
	48"	BLCS48/3K	□□	□□□	□□□	□□□	64.0#	1441
	54"	BLCS54/3K	□□	□□□	□□□	□□□	70.0#	1548
	60"	BLCS60/3K	□□	□□□	□□□	□□□	78.0#	1606
			Ⓑ	Ⓒ	Ⓓ	Ⓔ		

HOW TO ORDER

Indicate the following information on order form:
1. Quantity of each item.
2. Model number, including options. See "How To Build a Model Number".
3. Any special service required.

Note: • The □ indicates that a choice is required.
• The absence of the □ indicates that no choice is required.
• Alpha-numeric characters in place of □ indicate that no other alternatives are available.

HOW TO BUILD A MODEL NUMBER

Ⓐ Select basic model.

Ⓑ Select cabinet paint color.
Refer to the **Product Color Options** page in this price list.

Ⓒ Select upper door color.
Refer to the **Product Color Options** page in this price list.

Ⓓ Select lock option.

KA	- Key alike
KS	- Key standard
NLC	- No lock core

Ⓔ Select lock color.
Refer to the **Product Color Options** page in this price list.

SPECIAL SERVICES

Special Carton Marking

With specially marked information	N/C

Shipping
Ships **assembled, FOB Manitowoc, WI 54220, freight prepaid.** Freight class 77.5.

Specifications and prices are subject to change without prior notice.

System 3000® Storage and Accessories

Balance® Overhead Storage

System 3000® Storage and Accessories

Balance® Overhead Storage

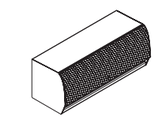

BOH

MODEL	W	MODEL NUMBER Basic Model	Cabinet Paint Color	Fabric Color	Lock Option	Lock Color	Approx. Packaged Weight	Delivered Pricing Fabric Grade 1 & C.O.M.	Delivered Pricing Fabric Grade 2	Delivered Pricing Fabric Grade 3 & Pallas Vertical Fabric Grade PV	Delivered Pricing Pallas Vertical Fabric Grade PV1	Delivered Pricing Pallas Vertical Fabric Grade PV2
Balance® Overhead Cabinet with Fabric Upper Door • On-module overheads mount into slots in vertical posts. Overheads must be same width as panel mounted to. Allows for vertical adjustment in 1" increments • Fabric covered upper door • Painted cabinet and lower door • Shelf dividers available separately • Cabinet is fully assembled • Door stores above top of cabinet	30"	BLCF30/3K	□□	□□□□	□□□	□□□	46.0#	$ 1342	$ 1354	$ 1370	$ 1370	$ 1376
	36"	BLCF36/3K	□□	□□□□	□□□	□□□	52.0#	1429	1442	1460	1460	1466
	42"	BLCF42/3K	□□	□□□□	□□□	□□□	58.0#	1501	1518	1533	1533	1540
	48"	BLCF48/3K	□□	□□□□	□□□	□□□	64.0#	1557	1570	1584	1584	1591
	54"	BLCF54/3K	□□	□□□□	□□□	□□□	70.0#	1671	1685	1706	1706	1714
	60"	BLCF60/3K	□□	□□□□	□□□	□□□	78.0#	1736	1750	1773	1773	1780
			Ⓐ	Ⓑ	Ⓒ	Ⓓ	Ⓔ					

HOW TO ORDER

Indicate the following information on order form:
1. Quantity of each item.
2. Model number, including options. See "How To Build a Model Number".
3. Any special service required.

Note: • The □ indicates that a choice is required.
- The absence of the □ indicates that no choice is required.
- Alpha-numeric characters in place of □ indicate that no other alternatives are available.

HOW TO BUILD A MODEL NUMBER

Ⓐ Select basic model.

Ⓑ Select cabinet paint color.
Refer to the **Product Color Options** page in this price list.

Ⓒ Select upper door fabric color.
Refer to **ki.com/fabrics**

Ⓓ Select lock option.

KA	- Key alike
KS	- Key standard
NLC	- No lock core

Ⓔ Select lock color.
Refer to the **Product Color Options** page in this price list.

SPECIAL SERVICES

Special Carton Marking

With specially marked information	N/C

Shipping

Ships **assembled, FOB Manitowoc, WI 54220, freight prepaid.** Freight class 77.5.

Specifications and prices are subject to change without prior notice.

System 3000® Storage and Accessories
Balance® Overhead Storage

System 3000® Storage and Accessories
Balance® Overhead Storage

	Features	W	MODEL NUMBER Basic Model	Cabinet Paint Color	Laminate Color	Laminate Door Edge Color	Lock Option	Lock Color	Approx. Packaged Weight	Delivered Pricing
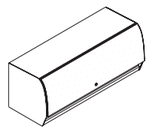		30”	BLCL30/3K	□□	□□□	□□□	□□□	□□□	52.0#	$ 1524
		36”	BLCL36/3K	□□	□□□	□□□	□□□	□□□	52.0#	1570
		42”	BLCL42/3K	□□	□□□	□□□	□□□	□□□	58.0#	1674
		48”	BLCL48/3K	□□	□□□	□□□	□□□	□□□	64.0#	1790
		54”	BLCL54/3K	□□	□□□	□□□	□□□	□□□	64.0#	1968
		60”	BLCL60/3K	□□	□□□	□□□	□□□	□□□	78.0#	2015
BOH										
Balance® Overhead Cabinet with Laminate Upper Door • On-module overheads mount into slots in vertical posts. Overheads must be same width as panel mounted to. Allows for vertical adjustment in 1” increments • Laminate covered upper door • Painted cabinet and lower door • Shelf dividers available separately • Cabinet is fully assembled • Door stores above top of cabinet										
	Lock Core/2 Key Set - Satin Chrome		2.KP20522.SC						0.4#	$ 15
HRDPT	Lock Core/2 Key Set - Black		2.KP20522						0.4#	15
P-Series Keys • Double bit design • Range of 200 different core/key numbers available • Must specify lock number(s) requested when ordering cut key or lock core/key sets	Master Key		2.KP20550						0.2#	11
	Extractor Key		2.KP20551						0.2#	11
	Blank Key		2.KP20552						0.2#	3
	Cut Key		2.KP20557						0.2#	4
				Ⓐ	Ⓑ	Ⓒ	Ⓓ	Ⓔ	Ⓕ	

HOW TO ORDER

Indicate the following information on order form:
1. Quantity of each item.
2. Model number, including options. See “How To Build a Model Number”.
3. Any special service required.

Note: • The □ indicates that a choice is required.
- The absence of the □ indicates that no choice is required.
- Alpha-numeric characters in place of □ indicate that no other alternatives are available.

HOW TO BUILD A MODEL NUMBER

Ⓐ Select basic model.

Ⓑ Select cabinet paint color.
Refer to the **Product Color Options** page in this price list.

Ⓒ Select upper door laminate color.
Refer to the **Product Color Options** page in this price list.

Ⓓ Select laminate door edge color.
Refer to the **Product Color Options** page in this price list.

Ⓔ Select lock option.

KA	- Key alike
KS	- Key standard
NLC	- No lock core

Ⓕ Select lock color.
Refer to the **Product Color Options** page in this price list.

FINISH INFORMATION

Additional Laminate Offering
Additional laminates beyond KI standard offering, are available with two weeks extended leadtime. To specify additional laminates, use these designators followed by the supplier’s color/pattern code:

Formica - LF/supplier’s color pattern code
Nevamar - LN/supplier’s color pattern code
Wilsonart - LW/supplier’s color pattern code

KI’s standard finish is the supplier’s recommended finish for that color/pattern.
Note: Nonstandard laminates from these suppliers (example: textured laminates), require an upcharge and additional leadtime.
Contact KI.

SPECIAL SERVICES

Special Carton Marking

With specially marked information	N/C

Shipping
Ships **assembled, FOB Manitowoc, WI 54220, freight prepaid.** Freight class 77.5.

Specifications and prices are subject to change without prior notice.

System 3000® Storage and Accessories
Balance® Overhead Accessories

System 3000® Storage and Accessories
Balance® Overhead Accessories

	MODEL	W x H x D	MODEL NUMBER Basic Model	MODEL NUMBER Paint Color	Approx. Packaged Weight	Delivered Pricing
 HRDPT	**Balance® Overhead On-Module Mounting Bracket** • Sold in pairs • Mounts into slots in vertical posts • Black only		BOA/3K		5.0#	$ 210
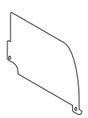 HRDPT	**Shelf Dividers** • Steel shelf dividers with powder coat finish • Fits on all shelves and cabinets	7-1/4 x 11-1/2"	NSD	☐☐	1.0#	$ 35
 HRDPT	**Wall Track** • Double-slotted track accommodates wall mounting of components • No attachment hardware included. See installation guidelines	1-1/4 x 27 x 1" 1-1/4 x 66 x 1" 1-1/4 x 84 x 1"	CWT.27 CWT.66 CWT.84	☐☐ ☐☐ ☐☐	1.0# 2.0# 3.0#	$ 102 201 284
			Ⓐ	Ⓑ		

HOW TO ORDER

Indicate the following information on order form:
1. Quantity of each item.
2. Model number, including options. See “How To Build a Model Number”.
3. Any special service required.

Note: • The ☐ indicates that a choice is required.
- The absence of the ☐ indicates that no choice is required.
- Alpha-numeric characters in place of ☐ indicate that no other alternatives are available.

HOW TO BUILD A MODEL NUMBER

Ⓐ Select basic model.

Ⓑ Select paint color.
Refer to the **Product Color Options** page in this price list.

SPECIAL SERVICES

Special Carton Marking

With specially marked information	N/C

Shipping

Ships **assembled, FOB Manitowoc, WI 54220, freight prepaid.** Freight class 85.

Specifications and prices are subject to change without prior notice.

System 3000® Accessories
Markerboards

System 3000® Accessories
Markerboards

	MODEL	W x H	MODEL NUMBER Basic Model	Approx. Packaged Weight	Delivered Pricing
	**Markerboards** • White porcelain paint finished board surface with white trim • Includes 18" magnetic removable tray, markers, and an eraser • Removable tray can be placed anywhere on the board • Includes mounting brackets	30 x 32"	MB3032	11.0#	$ 771
		36 x 32"	MB3632	13.0#	806
		42 x 32"	MB4232	15.0#	898
		48 x 32"	MB4832	17.0#	919
		54 x 32"	MB5432	19.0#	997
		60 x 32"	MB6032	21.0#	1050
HRDPT					
			Ⓐ		

HOW TO ORDER

Indicate the following information on order form:
1. Quantity of each item.
2. Model number, including options. See "How To Build a Model Number".
3. Any special service required.

Note: • The ☐ indicates that a choice is required.
- The absence of the ☐ indicates that no choice is required.
- Alpha-numeric characters in place of ☐ indicate that no other alternatives are available.

HOW TO BUILD A MODEL NUMBER

Ⓐ Select basic model.

SPECIAL SERVICES

Special Carton Marking

With specially marked information N/C

Shipping

Ships **assembled, FOB Manitowoc, WI 54220, freight prepaid.** Freight class 85.

Specifications and prices are subject to change without prior notice.

System 3000® Accessories
Tackboard

System 3000® Accessories
Tackboard

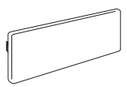

TB

MODEL	W x H	MODEL NUMBER: Basic Model (A)	MODEL NUMBER: Fabric Color (B)	Approx. Packaged Weight	Delivered Pricing Fabric Grade 1 & C.O.M.	Delivered Pricing Fabric Grade 2	Delivered Pricing Fabric Grade 3 & Pallas Vertical Fabric Grade PV	Delivered Pricing Pallas Vertical Fabric Grade PV1	Delivered Pricing Pallas Vertical Fabric Grade PV2
Tackboards • Tackboards are constructed of 3/4" tackable core and covered with fabric • Includes mounting brackets • Not available with countertops	24 x 12"	TB2412	□□□□	3.0#	$ 203	$ 206	$ 225	$ 239	$ 274
	30 x 12"	TB3012	□□□□	3.0#	225	230	238	260	295
	36 x 12"	TB3612	□□□□	4.0#	242	246	263	285	322
	42 x 12"	TB4212	□□□□	4.0#	246	256	272	293	331
	48 x 12"	TB4812	□□□□	5.0#	256	263	278	301	340
	54 x 12"	TB5412	□□□□	5.0#	293	301	319	344	391
	60 x 12"	TB6012	□□□□	6.0#	307	312	329	359	407
	24 x 16"	TB2416	□□□□	3.0#	206	213	229	243	280
	30 x 16"	TB3016	□□□□	4.0#	225	230	238	260	295
	36 x 16"	TB3616	□□□□	5.0#	230	233	243	264	303
	42 x 16"	TB4216	□□□□	5.0#	251	261	276	300	337
	48 x 16"	TB4816	□□□□	6.0#	264	270	285	309	351
	54 x 16"	TB5416	□□□□	6.0#	311	321	337	364	420
	60 x 16"	TB6016	□□□□	7.0#	322	327	350	374	428
	24 x 20"	TB2420	□□□□	4.0#	303	310	319	324	345
	30 x 20"	TB3020	□□□□	5.0#	324	335	340	353	371
	36 x 20"	TB3620	□□□□	6.0#	349	357	364	374	394
	42 x 20"	TB4220	□□□□	7.0#	359	366	374	387	406
	48 x 20"	TB4820	□□□□	8.0#	427	436	448	461	485
	54 x 20"	TB5420	□□□□	9.0#	431	443	456	471	492
	60 x 20"	TB6020	□□□□	10.0#	435	452	461	474	501
		Ⓐ	Ⓑ						

HOW TO ORDER

Indicate the following information on order form:
1. Quantity of each item.
2. Model number, including options. See "How To Build a Model Number".
3. Any special service required.

Note: • The □ indicates that a choice is required.
- The absence of the □ indicates that no choice is required.
- Alpha-numeric characters in place of □ indicate that no other alternatives are available.

HOW TO BUILD A MODEL NUMBER

Ⓐ Select basic model.

Ⓑ Select fabric color.
Refer to **ki.com/fabrics**

SPECIAL SERVICES

Special Carton Marking

With specially marked information	N/C

Shipping

Ships **assembled, FOB Manitowoc, WI 54220, freight prepaid.** Freight class 85.

Specifications and prices are subject to change without prior notice.

System 3000® Accessories
Tackboard

System 3000® Accessories
Tackboard

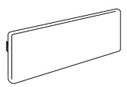

TB

MODEL	W x H	MODEL NUMBER: Basic Model (A)	MODEL NUMBER: Fabric Color (B)	Approx. Packaged Weight	Delivered Pricing Fabric Grade 1 & C.O.M.	Delivered Pricing Fabric Grade 2	Delivered Pricing Fabric Grade 3 & Pallas Vertical Fabric Grade PV	Delivered Pricing Pallas Vertical Fabric Grade PV1	Delivered Pricing Pallas Vertical Fabric Grade PV2
Tackboards • Tackboards are constructed of 3/4" tackable core and covered with fabric • Includes mounting brackets • Not available with countertops	24 x 30"	TB2430	□□□□	6.0#	$ 335	$ 345	$ 365	$ 391	$ 447
	30 x 30"	TB3030	□□□□	7.0#	417	426	447	483	549
	36 x 30"	TB3630	□□□□	8.0#	433	447	474	509	582
	42 x 30"	TB4230	□□□□	10.0#	462	474	501	538	617
	48 x 30"	TB4830	□□□□	11.0#	486	501	524	567	650
	54 x 30"	TB5430	□□□□	12.0#	501	513	541	582	664
	60 x 30"	TB6030	□□□□	14.0#	532	547	574	620	707
	24 x 48"	TB2448	□□□□	9.0#	426	433	461	496	565
	30 x 48"	TB3048	□□□□	11.0#	487	502	534	568	656
	36 x 48"	TB3648	□□□□	13.0#	562	577	607	659	744
	42 x 48"	TB4248	□□□□	15.0#	575	594	624	672	765
	48 x 48"	TB4848	□□□□	17.0#	609	630	662	716	816
	54 x 48"	TB5448	□□□□	19.0#	627	643	676	734	833
		Ⓐ	Ⓑ						

HOW TO ORDER

Indicate the following information on order form:
1. Quantity of each item.
2. Model number, including options. See "How To Build a Model Number".
3. Any special service required.

Note: • The □ indicates that a choice is required.
- The absence of the □ indicates that no choice is required.
- Alpha-numeric characters in place of □ indicate that no other alternatives are available.

HOW TO BUILD A MODEL NUMBER

Ⓐ Select basic model.

Ⓑ Select fabric color.
Refer to **ki.com/fabrics**

SPECIAL SERVICES

Special Carton Marking

With specially marked information	N/C

Shipping

Ships **assembled, FOB Manitowoc, WI 54220, freight prepaid.** Freight class 85.

Specifications and prices are subject to change without prior notice.

System 3000® Accessories
Overhead Tackboard

System 3000® Accessories
Overhead Tackboard

	MODEL	W x H	MODEL NUMBER Basic Model	Trim Color	Mounting	Fabric Color	Approx. Packaged Weight	Delivered Pricing	Delivered Pricing Fabric Grade 1 & C.O.M.	Delivered Pricing Fabric Grade 2	Delivered Pricing Fabric Grade 3 & Pallas Vertical Fabric Grade PV	Delivered Pricing Pallas Vertical Fabric Grade PV1	Delivered Pricing Pallas Vertical Fabric Grade PV2
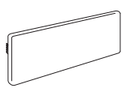 PTBO	**Overhead Tackboard** • For Universal and Balance® Overheads • When hanging from Balance® overhead or U-Series™ sliding overhead, specify attachment bar BMB (purchase separately) and a /YLBM mounting option • Includes mounting brackets in black only	24 x 12”	PTBO2412	□□	□□□□	□□□□	3.0#	N/A	$ 184	$ 189	$ 192	$ 201	$ 212
		30 x 12”	PTBO3012	□□	□□□□	□□□□	3.0#	N/A	202	205	208	221	231
		36 x 12”	PTBO3612	□□	□□□□	□□□□	3.0#	N/A	223	228	230	236	250
		42 x 12”	PTBO4212	□□	□□□□	□□□□	4.0#	N/A	229	233	236	243	261
		48 x 12”	PTBO4812	□□	□□□□	□□□□	4.0#	N/A	232	236	239	250	265
		54 x 12”	PTBO5412	□□	□□□□	□□□□	4.0#	N/A	265	272	278	286	301
		60 x 12”	PTBO6012	□□	□□□□	□□□□	4.0#	N/A	276	283	285	297	311
		24 x 20”	PTBO2420	□□	□□□□	□□□□	4.0#	N/A	303	311	320	327	346
		30 x 20”	PTBO3020	□□	□□□□	□□□□	5.0#	N/A	325	335	340	351	373
		36 x 20”	PTBO3620	□□	□□□□	□□□□	6.0#	N/A	345	354	364	374	391
		42 x 20”	PTBO4220	□□	□□□□	□□□□	7.0#	N/A	354	365	376	385	404
		48 x 20”	PTBO4820	□□	□□□□	□□□□	8.0#	N/A	421	431	438	453	475
		54 x 20”	PTBO5420	□□	□□□□	□□□□	9.0#	N/A	425	434	443	458	483
		60 x 20”	PTBO6020	□□	□□□□	□□□□	10.0#	N/A	430	438	452	463	487
 BOA	**Tackboard/Tool Rail Attachment Bar** • Attachment bracket that attaches to the bottom of a Balance® overhead or U-Series™ sliding overhead to accept overhead tackboard • Order same size as overhead cabinet • 18-gauge steel • Black only	30”	BMB30	□□			3.0#	$ 52					
		36”	BMB36	□□			3.0#	52					
		42”	BMB42	□□			3.0#	53					
		48”	BMB48	□□			4.0#	62					
		54”	BMB54	□□			4.0#	63					
		60”	BMB60	□□			4.0#	67					
				Ⓐ	Ⓑ	Ⓒ	Ⓓ						

HOW TO ORDER

Indicate the following information on order form:
1. Quantity of each item.
2. Model number, including options. See “How To Build a Model Number”.
3. Any special service required.

Note: • The □ indicates that a choice is required.
- The absence of the □ indicates that no choice is required.
- Alpha-numeric characters in place of □ indicate that no other alternatives are available.

HOW TO BUILD A MODEL NUMBER

Ⓐ Select basic model.

Ⓑ Select trim color.
Refer to the **Product Color Options** page in this price list.

Ⓒ Select load bar mounting.

YLBM	- Load bar mounted
NLBM	- Not load bar mounted

Ⓓ Select fabric color.
Refer to **ki.com/fabrics**

SPECIAL SERVICES

Special Carton Marking

With specially marked information	N/C

Shipping

Ships **assembled, FOB Manitowoc, WI 54220, freight prepaid.** Freight class 85.

Specifications and prices are subject to change without prior notice.

System 3000® Accessories
Paper Management

System 3000® Accessories
Paper Management

	MODEL	H x W	MODEL NUMBER Basic Model	MODEL NUMBER Trim Color	Approx. Packaged Weight	Delivered Pricing
 HRDPT	**Tool Rail** • Accommodates paper management components • Attaches to panels, brackets included • Field installable • Painted aluminum construction • Consists of four slots to accept components • 72” rail consists of two 36” rails with middle support	4-1/2 x 30”	3PMTR30	□□	4.0#	$ 176
		4-1/2 x 36”	3PMTR36	□□	5.0#	184
		4-1/2 x 42”	3PMTR42	□□	6.0#	193
		4-1/2 x 48”	3PMTR48	□□	6.0#	204
		4-1/2 x 54”	3PMTR54	□□	7.0#	234
		4-1/2 x 60”	3PMTR60	□□	7.0#	261
		4-1/2 x 72”	3PMTR72	□□	8.0#	287
 HRDPT	**Plastic Paper Tray Unit** • Plastic construction • Accepts letter and legal-size paper • Suspends from Tool Rail	2 x 9-1/2 x 14”	PPLL	□□	1.0#	$ 52
 HRDPT	**Plastic Diagonal Storage Unit** • Plastic construction • Three slanted partitions per unit with dividers • Suspends from Tool Rail	2-1/2 x 7 x 12-1/2”	PPDS	□□	4.0#	$ 52
			Ⓐ	Ⓑ		

HOW TO ORDER

Indicate the following information on order form:
1. Quantity of each item.
2. Model number, including options. See “How To Build a Model Number”.
3. Any special service required.

Note: • The □ indicates that a choice is required.
- The absence of the □ indicates that no choice is required.
- Alpha-numeric characters in place of □ indicate that no other alternatives are available.

HOW TO BUILD A MODEL NUMBER

Ⓐ Select basic model.

Ⓑ Select trim color.
Refer to the **Product Color Options** page in this price list.

SPECIAL SERVICES

Special Carton Marking

With specially marked information	N/C

Shipping

Ships **assembled, FOB Manitowoc, WI 54220, freight prepaid.** Freight class 85.

Specifications and prices are subject to change without prior notice.

System 3000® Accessories
Paper Management

System 3000® Accessories
Paper Management

	MODEL	H x W	MODEL NUMBER: Basic Model	MODEL NUMBER: Trim Color	Approx. Packaged Weight	Delivered Pricing
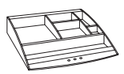	**Accessory Tray** • Injection-molded plastic • Stores stamps, tape dispenser, post-it pads and paper clips • Suspends from Tool Rail	2 x 9 1/2 x 10"	PPAT	□□	6.0#	$ 43
HRDPT						
	**Pencil Cup** • Injection-molded plastic • Suspends from Tool Rail	4 x 4 x 3 1/2"	PPPC	□□	0.3#	$ 43
HRDPT						
			Ⓐ	Ⓑ		

HOW TO ORDER

Indicate the following information on order form:
1. Quantity of each item.
2. Model number, including options. See "How To Build a Model Number".
3. Any special service required.

Note: • The □ indicates that a choice is required.
- The absence of the □ indicates that no choice is required.
- Alpha-numeric characters in place of □ indicate that no other alternatives are available.

HOW TO BUILD A MODEL NUMBER

Ⓐ Select basic model.

Ⓑ Select trim color.
Refer to the **Product Color Options** page in this price list.

SPECIAL SERVICES

Special Carton Marking

With specially marked information	N/C

Shipping

Ships **assembled, FOB Manitowoc, WI 54220, freight prepaid.** Freight class 85.

Specifications and prices are subject to change without prior notice.

Pedestals - Mobile and Freestanding
700 Series®

Pedestals - Mobile and Freestanding
700 Series®

	MODEL	Features	W x D x H	MODEL NUMBER: Basic Model	Pull Option	Unit Color	Optional Counter-balance Weight	Lock Option	Lock Color	Approx. Packaged Weight	Delivered Pricing
 S7PDU	**Pedestal - BFTP** • Top surface of pedestal has black, four compartment pencil tray and black recessed pull • 6" box drawer with partition • 12" file drawer with partition • Anti-tip caster travels with file drawer (counterbalance weight not required) • Only use 21-5/8" D peds with 30" D desks	Mobile	15 x 21-5/8 x 21-3/4"	S7P/1524MBFTP	□□□□	□□		□□□	□□□	79.0#	$ 1111
 S7PDU	**Pedestal - BF** • One 6" box drawer; one 12" file drawer with hanging folder partition • 5th wheel in lieu of counterbalance weight • Only use 21-5/8" D peds with 30" D desks	Mobile	15 x 17-5/8 x 21-3/4"	S7P/1520MBF	□□□□	□□		□□□	□□□	79.0#	$ 967
		Mobile	15 x 21-5/8 x 21-3/4"	S7P/1524MBF	□□□□	□□		□□□	□□□	90.0#	1111
		Mobile	15 x 27-5/8 x 21-3/4"	S7P/1530MBF	□□□□	□□		□□□	□□□	93.0#	1111
				Ⓐ	Ⓑ	Ⓒ	Ⓓ	Ⓔ	Ⓕ		

HOW TO ORDER

Indicate the following information on order form:
1. Quantity of each item.
2. Model number, including options. See "How To Build a Model Number".
3. Any special service required.

Note: • The □ indicates that a choice is required.
• The absence of the □ indicates that no choice is required.
• Alpha-numeric characters in place of □ indicate that no other alternatives are available.

HOW TO BUILD A MODEL NUMBER

Ⓐ Select basic model.

Ⓑ Select pull option.

ALBT	- Aluminum bow tie pull
ALMT	- Aluminum metric pull
ARCN	- Arc nickel pull
CLSC	- Classic (inset pull)
NKBT	- Nickel bow tie pull
RETN	- Retro nickel pull

Ⓒ Select unit and drawer color.
Refer to the **Product Color Options** page in this price list.

Ⓓ Select counterbalance weight.

CBW	- With Counterbalance
NOCBW	- No Counterbalance

See pricing column for counterbalance weight upcharge.

Ⓔ Select key option.

KA	- Key alike
KS	- Key standard
NLC	- No lock core

INFORMATION

Height
All dimensions shown include 1/4" allowance for glides in recessed position.
Mobile pedestal include 2-5/16" allowance for casters.

Accessories
See accessory section for accessories that can be ordered separately.

Weights
Figures provided are approximate and reflect packaged product without additional accessories.

SPECIAL SERVICES

Special Carton Marking

With specially marked information	N/C

Shipping
Ships **assembled, FOB Pembroke, ON K8A 0E1, freight prepaid.** Freight class 100.

Specifications and prices are subject to change without prior notice.

Pedestals - Mobile and Freestanding
700 Series®

Pedestals - Mobile and Freestanding
700 Series®

	Features	W x D x H	MODEL NUMBER Basic Model	Pull Option	Unit Color	Optional Counter-balance Weight	Lock Option	Lock Color	Approx. Packaged Weight	Delivered Pricing	Counter-balance Weight add to list price
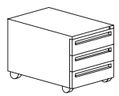 S7PDU **Pedestal - BBB** • Three 6" box drawers • 5th wheel in lieu of counterbalance weight • Only use 21-5/8" D peds with 30" D desks	Mobile	15 x 17-5/8 x 21-3/4"	S7P/1520MBBB	□□□□	□□		□□□	□□□	83.0#	$ 1111	N/A
	Mobile	15 x 21-5/8 x 21-3/4"	S7P/1524MBBB	□□□□	□□		□□□	□□□	92.0#	1078	N/A
	Mobile	15 x 27-5/8 x 21-3/4"	S7P/1530MBBB	□□□□	□□		□□□	□□□	95.0#	1078	N/A
 S7PDU **Pedestal - PBF** • One 3" pencil drawer; one 6" box drawer; one 12" file drawer with hanging folder partition • Mobile units include 5th wheel in lieu of counterbalance weight • Counterbalance weight recommended when freestanding unit is not under worksurface • Only use 21-5/8" D peds with 30" D desks	Freestanding	15 x 17-5/8 x 22-3/8"	S7P/1520FPBF	□□□□	□□	□□□□□	□□□	□□□	53.0#	$ 1015	$ 232
	Mobile	15 x 17-5/8 x 24-11/16"	S7P/1520MPBF	□□□□	□□		□□□	□□□	89.0#	1212	N/A
	Freestanding	15 x 21-5/8 x 22-3/8"	S7P/1524FPBF	□□□□	□□	□□□□□	□□□	□□□	55.0#	1070	198
	Mobile	15 x 21-5/8 x 24-11/16"	S7P/1524MPBF	□□□□	□□		□□□	□□□	90.0#	1154	N/A
	Freestanding	15 x 27-5/8 x 22-3/8"	S7P/1530FPBF	□□□□	□□	□□□□□	□□□	□□□	75.0#	1140	113
	Mobile	15 x 27-5/8 x 24-11/16"	S7P/1530MPBF	□□□□	□□		□□□	□□□	95.0#	1226	N/A

Ⓐ Ⓑ Ⓒ Ⓓ Ⓔ Ⓕ

HOW TO ORDER

Indicate the following information on order form:
1. Quantity of each item.
2. Model number, including options. See "How To Build a Model Number".
3. Any special service required.

Note: • The □ indicates that a choice is required.
• The absence of the □ indicates that no choice is required.
• Alpha-numeric characters in place of □ indicate that no other alternatives are available.

HOW TO BUILD A MODEL NUMBER

Ⓐ Select basic model.

Ⓑ Select pull option.

ALBT	- Aluminum bow tie pull
ALMT	- Aluminum metric pull
ARCN	- Arc nickel pull
CLSC	- Classic (inset pull)
NKBT	- Nickel bow tie pull
RETN	- Retro nickel pull

Ⓒ Select unit and drawer color.
Refer to the **Product Color Options** page in this price list.

Ⓓ Select counterbalance weight.

CBW	- With Counterbalance
NOCBW	- No Counterbalance

See pricing column for counterbalance weight upcharge.

Ⓔ Select lock option.

KA	- Key alike
KS	- Key standard
NLC	- No lock core

Ⓕ Select lock color.
Refer to the **Product Color Options** page in this price list.

INFORMATION

Height
All dimensions shown include 1/4" allowance for glides in recessed position.
Mobile pedestal include 2-5/16" allowance for casters.

Accessories
See accessory section for accessories that can be ordered separately.

Weights
Figures provided are approximate and reflect packaged product without additional accessories.

SPECIAL SERVICES

Special Carton Marking

With specially marked information	N/C

Shipping
Ships **assembled, FOB Pembroke, ON K8A 0E1, freight prepaid.** Freight class 100.

Specifications and prices are subject to change without prior notice.

Pedestals - Mobile and Freestanding
700 Series®

Pedestals - Mobile and Freestanding
700 Series®

	Features	W x D x H	MODEL NUMBER Basic Model	Pull Option	Unit Color	Optional Counter-balance Weight	Lock Option	Lock Color	Approx. Packaged Weight	Delivered Pricing	Counter-balance Weight add to list price
 S7PDU	Freestanding	15 x 17-5/8 x 25-5/16”	S7P/1520FFF	□□□□	□□	□□□□□	□□□	□□□	55.0#	$ 928	$ 232
	Mobile	15 x 17-5/8 x 27-5/8”	S7P/1520MFF	□□□□	□□		□□□	□□□	93.0#	1029	N/A
	Freestanding	15 x 21-5/8 x 25-5/16”	S7P/1524FFF	□□□□	□□	□□□□□	□□□	□□□	55.0#	975	198
	Mobile	15 x 21-5/8 x 27-5/8”	S7P/1524MFF	□□□□	□□		□□□	□□□	90.0#	1068	N/A
	Freestanding	15 x 27-5/8 x 25-5/16”	S7P/1530FFF	□□□□	□□	□□□□□	□□□	□□□	75.0#	1038	113
	Mobile	15 x 27-5/8 x 27-5/8”	S7P/1530MFF	□□□□	□□		□□□	□□□	95.0#	1125	N/A
Pedestal - FF • Two 12” file drawers with hanging folder partitions • Counterbalance weight: included in mobile unit; recommended when freestanding unit is not under work-surface • Only use 21-5/8” D peds with 30” D desks											
 S7PDU	Freestanding	15 x 17-5/8 x 25-5/16”	S7P/1520FBBF	□□□□	□□	□□□□□	□□□	□□□	57.0#	$ 975	$ 232
	Mobile	15 x 17-5/8 x 27-5/8”	S7P/1520MBBF	□□□□	□□		□□□	□□□	93.0#	1120	N/A
	Freestanding	15 x 21-5/8 x 25-5/16”	S7P/1524FBBF	□□□□	□□	□□□□□	□□□	□□□	60.0#	1029	198
	Mobile	15 x 21-5/8 x 27-5/8”	S7P/1524MBBF	□□□□	□□		□□□	□□□	95.0#	1181	N/A
	Freestanding	15 x 27-5/8 x 25-5/16”	S7P/1530FBBF	□□□□	□□	□□□□□	□□□	□□□	80.0#	1162	113
	Mobile	15 x 27-5/8 x 27-5/8”	S7P/1530MBBF	□□□□	□□		□□□	□□□	100.0#	1229	N/A
Pedestal - BFF • Two 6” box drawers; one 12” file drawer with hanging folder partition • Counterbalance weight: included in mobile unit; recommended when freestanding unit is not under work-surface • Only use 21-5/8” D peds with 30” D desks											

Ⓐ Ⓑ Ⓒ Ⓓ Ⓔ Ⓕ

HOW TO ORDER

Indicate the following information on order form:
1. Quantity of each item.
2. Model number, including options. See “How To Build a Model Number”.
3. Any special service required.

Note: • The □ indicates that a choice is required.
- The absence of the □ indicates that no choice is required.
- Alpha-numeric characters in place of □ indicate that no other alternatives are available.

HOW TO BUILD A MODEL NUMBER

Ⓐ Select basic model.

Ⓑ Select pull option.

ALBT	- Aluminum bow tie pull
ALMT	- Aluminum metric pull
ARCN	- Arc nickel pull
CLSC	- Classic (inset pull)
NKBT	- Nickel bow tie pull
RETN	- Retro nickel pull

Ⓒ Select unit and drawer color.
Refer to the **Product Color Options** page in this price list.

Ⓓ Select counterbalance weight.

CBW	- With Counterbalance
NOCBW	- No Counterbalance

See pricing column for counterbalance weight upcharge.

Ⓔ Select lock option.

KA	- Key alike
KS	- Key standard
NLC	- No lock core

Ⓕ Select lock color.
Refer to the **Product Color Options** page in this price list.

INFORMATION

Height
All dimensions shown include 1/4” allowance for glides in recessed position.
Mobile pedestal include 2-5/16” allowance for casters.

Accessories
See accessory section for accessories that can be ordered separately.

Weights
Figures provided are approximate and reflect packaged product without additional accessories.

SPECIAL SERVICES

Special Carton Marking

With specially marked information	N/C

Shipping
Ships **assembled, FOB Pembroke, ON K8A 0E1, freight prepaid.** Freight class 100.

Specifications and prices are subject to change without prior notice.

Pedestals - Mobile and Freestanding
700 Series®

Pedestals - Mobile and Freestanding
700 Series®

	Features	W x D x H	MODEL NUMBER Basic Model	Pull Option (A)	Unit Color (C)	Optional Counter-balance Weight (D)	Lock Option (E)	Lock Color (F)	Approx. Packaged Weight	Delivered Pricing	Counter-balance Weight add to list price
 S7PDU **Pedestal - BBBB** • Four 6" box drawers • Counterbalance weight: included in mobile unit; recommended when freestanding unit is not under work-surface • Only use 21-5/8" D peds with 30" D desks	Freestanding	15 x 17-5/8 x 25-5/16"	S7P/1520FBBBB	□□□□	□□	□□□□□	□□□	□□□	59.0#	$ 1051	$ 232
	Mobile	15 x 17-5/8 x 27-5/8"	S7P/1520MBBBB	□□□□	□□		□□□	□□□	95.0#	1283	N/A
	Freestanding	15 x 21-5/8 x 25-5/16"	S7P/1524FBBBB	□□□□	□□	□□□□□	□□□	□□□	66.0#	1111	198
	Mobile	15 x 21-5/8 x 27-5/8"	S7P/1524MBBBB	□□□□	□□		□□□	□□□	105.0#	1243	N/A
	Freestanding	15 x 27-5/8 x 25-5/16"	S7P/1530FBBBB	□□□□	□□	□□□□□	□□□	□□□	78.0#	1212	113
	Mobile	15 x 27-5/8 x 27-5/8"	S7P/1530MBBBB	□□□□	□□		□□□	□□□	96.0#	1283	N/A
 S7PDU **Pedestal - PBBB** • One 3" pencil drawer; three 6" box drawers • Counterbalance weight: included in mobile unit; recommended when freestanding unit is not under work-surface • Only use 21-5/8" D peds with 30" D desks	Freestanding	15 x 17-5/8 x 22-3/8"	S7P/1520FPBBB	□□□□	□□	□□□□□	□□□	□□□	62.0#	$ 1125	$ 232
	Mobile	15 x 17-5/8 x 24-11/16"	S7P/1520MPBBB	□□□□	□□		□□□	□□□	91.0#	1351	N/A
	Freestanding	15 x 21-5/8 x 22-3/8"	S7P/1524FPBBB	□□□□	□□	□□□□□	□□□	□□□	62.0#	1189	198
	Mobile	15 x 21-5/8 x 24-11/16"	S7P/1524MPBBB	□□□□	□□		□□□	□□□	102.0#	1322	N/A
	Freestanding	15 x 27-5/8 x 22-3/8"	S7P/1530FPBBB	□□□□	□□	□□□□□	□□□	□□□	73.0#	1212	113
	Mobile	15 x 27-5/8 x 24-11/16"	S7P/1530MPBBB	□□□□	□□		□□□	□□□	91.0#	1283	N/A

Ⓐ Ⓑ Ⓒ Ⓓ Ⓔ Ⓕ

HOW TO ORDER

Indicate the following information on order form:
1. Quantity of each item.
2. Model number, including options. See "How To Build a Model Number".
3. Any special service required.

Note: • The □ indicates that a choice is required.
• The absence of the □ indicates that no choice is required.
• Alpha-numeric characters in place of □ indicate that no other alternatives are available.

HOW TO BUILD A MODEL NUMBER

Ⓐ Select basic model.

Ⓑ Select pull option.

ALBT	- Aluminum bow tie pull
ALMT	- Aluminum metric pull
ARCN	- Arc nickel pull
CLSC	- Classic (inset pull)
NKBT	- Nickel bow tie pull
RETN	- Retro nickel pull

Ⓒ Select unit and drawer color.
Refer to the **Product Color Options** page in this price list.

Ⓓ Select counterbalance weight.

CBW	- With Counterbalance
NOCBW	- No Counterbalance

See pricing column for counterbalance weight upcharge.

Ⓔ Select lock option.

KA	- Key alike
KS	- Key standard
NLC	- No lock core

Ⓕ Select lock color.
Refer to the **Product Color Options** page in this price list.

INFORMATION

Height
All dimensions shown include 1/4" allowance for glides in recessed position.
Mobile pedestal include 2-5/16" allowance for casters.

Accessories
See accessory section for accessories that can be ordered separately.

Weights
Figures provided are approximate and reflect packaged product without additional accessories.

SPECIAL SERVICES

Special Carton Marking

With specially marked information	N/C

Shipping
Ships **assembled, FOB Pembroke, ON K8A 0E1, freight prepaid.** Freight class 100.

Specifications and prices are subject to change without prior notice.

Pedestals - Worksurface Supporting
700 Series®

Pedestals - Worksurface Supporting
700 Series®

	MODEL	Features	W x D x H	MODEL NUMBER Basic Model	Pull Option	Unit Color	Lock Option	Lock Color	Approx. Packaged Weight	Delivered Pricing
 S7PDU	**Pedestal - FF** • Two 12” file drawers with hanging folder partitions • Includes four leveling glides	Supporting	15 x 17-5/8 x 27-7/8”	S7P/1520WFF	□□□□	□□	□□□	□□□	59.0#	$ 877
		Supporting	15 x 21-5/8 x 27-7/8”	S7P/1524WFF	□□□□	□□	□□□	□□□	82.0#	1027
		Supporting	15 x 27-5/8 x 27-7/8”	S7P/1530WFF	□□□□	□□	□□□	□□□	95.0#	1067
 S7PDU	**Pedestal - BBF** • Two 6” box drawers • One 12” file drawer with hanging folder partition • Includes four leveling glides	Supporting	15 x 17-5/8 x 27-7/8”	S7P/1520WBBF	□□□□	□□	□□□	□□□	61.0#	$ 972
		Supporting	15 x 21-5/8 x 27-7/8”	S7P/1524WBBF	□□□□	□□	□□□	□□□	80.0#	1121
		Supporting	15 x 27-5/8 x 27-7/8”	S7P/1530WBBF	□□□□	□□	□□□	□□□	93.0#	1183
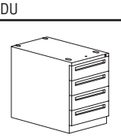 S7PDU	**Pedestal - BBBB** • Four 6” box drawers • Includes four leveling glides	Supporting	15 x 17-5/8 x 27-7/8”	S7P/1520WBBBB	□□□□	□□	□□□	□□□	70.0#	$ 1111
		Supporting	15 x 21-5/8 x 27-7/8”	S7P/1524WBBBB	□□□□	□□	□□□	□□□	70.0#	1136
		Supporting	15 x 27-5/8 x 27-7/8”	S7P/1530WBBBB	□□□□	□□	□□□	□□□	81.0#	1244
				Ⓐ	Ⓑ	Ⓒ	Ⓓ	Ⓔ		

HOW TO ORDER

Indicate the following information on order form:
1. Quantity of each item.
2. Model number, including options. See “How To Build a Model Number”.
3. Any special service required.

Note: • The □ indicates that a choice is required.
- The absence of the □ indicates that no choice is required.
- Alpha-numeric characters in place of □ indicate that no other alternatives are available.

HOW TO BUILD A MODEL NUMBER

Ⓐ Select basic model.

Ⓑ Select pull option.

ALBT	- Aluminum bow tie pull
ALMT	- Aluminum metric pull
ARCN	- Arc nickel pull
CLSC	- Classic (inset pull)
NKBT	- Nickel bow tie pull
RETN	- Retro nickel pull

Ⓒ Select unit and drawer color.
Refer to the **Product Color Options** page in this price list.

Ⓓ Select lock option.

KA	- Key alike
KS	- Key standard
NLC	- No lock core

Ⓔ Select lock color.
Refer to the **Product Color Options** page in this price list.

INFORMATION

Height
All dimensions shown include 1/4” allowance for glides in recessed position.

Accessories
See accessory section for accessories that can be ordered separately.

Weights
Figures provided are approximate and reflect packaged product without additional accessories.

SPECIAL SERVICES

Special Carton Marking

With specially marked information	N/C

Shipping
Ships **assembled, FOB Pembroke, ON K8A 0E1, freight prepaid.** Freight class 100.

Specifications and prices are subject to change without prior notice.

Pedestal Accessories
700 Series®

Pedestal Accessories
700 Series®

	MODEL	Features	W x D x H	MODEL NUMBER Basic Model	Approx. Packaged Weight	Delivered Pricing
 PDACU	**Counterbalance Weight** • For mobile and freestanding units • Included in mobile pedestals; recommended in freestanding units • Factory installed, if specified	For 30"D Units	12-1/2 x 1/2 x 12-3/4"	S7P/CBW20	20.0#	$ 113
		For 24"D Units	12-1/2 x 1-1/4 x 16-3/4"	S7P/CBW40	40.0#	198
 PDACU	**Counterbalance Weight** • Two required for 20" deep units • Sold in pairs	For 20"D Units	7-1/2 x 3/4 x 16"	S7P/CBW36	36.0#	$ 232
HRDPT	**P-Series Keys** • Double bit design • Range of 200 different core/key numbers available • Must specify lock number(s) requested when ordering cut key or lock core/key sets	Lock Core/2 Key Set - Satin Chrome		2.KP20522.SC	0.4#	$ 15
		Lock Core/2 Key Set - Black		2.KP20522	0.4#	15
		Master Key		2.KP20550	0.2#	11
		Extractor Key		2.KP20551	0.2#	11
		Blank Key		2.KP20552	0.2#	3
		Cut Key		2.KP20557	0.2#	4
 PDACU	**Caster Kit** • Converts freestanding pedestals to mobile units • Adds 2-5/16" to pedestal height • Must use with counterbalance weight (see above)		2-9/16"	S7P/CK	13.0#	$ 95

Ⓐ

HOW TO ORDER

Indicate the following information on order form:
1. Quantity of each item.
2. Model number, including options. See "How To Build a Model Number".
3. Any special service required.

Note: • The ☐ indicates that a choice is required.
- The absence of the ☐ indicates that no choice is required.
- Alpha-numeric characters in place of ☐ indicate that no other alternatives are available.

HOW TO BUILD A MODEL NUMBER

Ⓐ Select basic model.

SPECIAL SERVICES

Special Carton Marking

With specially marked information N/C

Shipping

Ships **assembled, FOB Pembroke, ON K8A 0E1, freight prepaid.** Freight class 70.

Specifications and prices are subject to change without prior notice.

1330 Bellevue Street
P.O. Box 8100
Green Bay, WI 54308-8100
800.424.2432
ki.com

KI and Furnishing Knowledge are registered
trademarks of Krueger International, Inc.

© 2020 Krueger International, Inc.
All Rights Reserved.
Code KI-PLW-000257/KI/PDF

Furnishing Knowledge®

TATTOO®
COLLECTION

PRICE LIST

November 14, 2018

Updated October 3, 2022

800.424.2432

Contents

Refer to KI Terms & Conditions document or visit ki.com.

Contents

Refer to KI Terms & Conditions document or visit ki.com.

Ordering COM, COL and COV
Information 3

Tattoo™ Screens
General Information 4
Product Color Options 8

Tattoo™ Flex Screens
Monolithic Flex Screen with Magnetic Dry-Erasable Steel Core 9
Monolithic Flex Screen with Polyester Felt Core 10
Monolithic Flex Screen with Acrylic Core 11
Monolithic Flex Screen with Thermally-Fused Laminate Core 12
Monolithic Flex Screen with Fluted Polycarbonate Core 13
Monolithic Flex Screen with Tackable Fabric Core 14
Segmented Flex Screen with Thermally-Fused Laminate Lower, Magnetic Dry-Erasable Steel Upper Core 15
Segmented Flex Screen with Thermally-Fused Laminate Lower and Upper Core 16
Segmented Flex Screen with Thermally-Fused Laminate Lower, Polyester Felt Upper Core 17
Segmented Flex Screen with Thermally-Fused Laminate Lower, Fabric Upper Core 18
Segmented Flex Screen with Thermally-Fused Laminate Lower, Fluted Polycarbonate Upper Core 19
Segmented Flex Screen with Thermally-Fused Laminate Lower, Acrylic Upper Core 20
Segmented Flex Screen with Polyester Felt Lower, Magnetic Dry-Erasable Steel Upper Core 21
Segmented Flex Screen with Polyester Felt Lower and Thermally-Fused Laminate Upper Core 22
Segmented Flex Screen with Polyester Felt Lower and Upper Core 23
Segmented Flex Screen with Polyester Felt Lower, Fabric Upper Core 24
Segmented Flex Screen with Polyester Felt Lower, Fluted Polycarbonate Upper Core 25
Segmented Flex Screen with Polyester Felt Lower, Acrylic Upper Core 26
Segmented Flex Screen with Fabric Lower, Magnetic Dry-Erasable Steel Upper Core 27
Segmented Flex Screen with Fabric Lower, Thermally-Fused Laminate Upper Core 28
Segmented Flex Screen with Fabric Lower, Polyester Felt Upper Core 29
Segmented Flex Screen with Fabric Lower and Upper Core 30
Segmented Flex Screen with Fabric Lower, Fluted Polycarbonate Upper Core 31
Segmented Flex Screen with Fabric Lower, Acrylic Upper Core 32

Tattoo™ Spine Screens
Powered Monolithic Spine Screen with Magnetic Dry-Erasable Steel Core 33
Powered Monolithic Spine Screen with Thermally-Fused Laminate Core 34
Non-Powered Monolithic Spine Screen with Magnetic Dry-Erasable Steel Core 35
Non-Powered Monolithic Spine Screen with Thermally-Fused Laminate Core 36
Trim Kits for Spine Screens 37
Electrical - Top Infeed Kits 10-Wire System 6-Circuit 39
Electrical - Base Infeed Kits 10-Wire System 6-Circuit 40
Receptacle Infeed 41
Electrical - Jumpers and Receptacles 42
Electrical - Plates 42

Tattoo™ Screens Accessories
Screen Topper Kits 44
Magnetic Polyester Felt Inserts 45
Magnetic Storage Pieces and Magnetic Tackboard Tiles 47
Accessories 48

Tattoo™ Storage
General Information 49
Ordering C.O.M., C.O.L., and C.O.V. - Bonduel 53
Product Color Options 54
Pedestals 55
Towers 56
Vanity with Laminate Top 58
Vanity with Steel Top 59
Low Cupboard 60
Chest 62
Accessories 63

Tattoo™ Seating
General Information 65
Ordering C.O.M., C.O.L., and C.O.V. - High Point 68
Product Color Options 70
Slim Corner 71
Slim Seat 73
Slim Seat with Table 74
Ottoman 76
Occasional Table 77
Accessories 78

Tattoo™ Tables
General Information 79
Product Color Options 81
Column Base - 18" High 82
Column Base - 29" High 83

Toggle® Tables
General Information 84
Product Color Options 92

Toggle® T-Leg Tables
Fixed Base 93
Dual Motor Electric Base 94

Toggle® C-Leg Tables
Dual Motor Electric Base 95

Toggle® Square Shoe Tables
Triple Motor Electric Base 96

Toggle® Tables
Accessories 97

WorkUp® Tables
General Information 99
Product Color Options 105
Fixed Height 106
Crank Adjustable Height (Sit - Stand) 107
ANSI HFES Electric Adjustable Height 108
Counter Balance Adjustable Height 109
Accessories 111

Universal Height Adjustable Screens
General Information 112
Product Color Options 113
Felt Panels 114

Accessories
Monitor Arms 115

Ordering COM, COL and COV
Information

C.O.M. SHIPPING LOCATION

Architectural Walls
- Evoke ..... MN
- Genius Walls ..... MN

Casegoods
- Aristotle Tackboards ..... MN
- Likha Tackboards ..... MN

Classroom Furniture
- Intellect Wave Chairs ..... GB
- Learn2 ..... GB
- Ruckus ..... GB

Desking
- 700 Series Desking ..... KP
- Balance Overheads ..... MN
- Genesis Desking ..... MN
- True Desking ..... KP
- Universal Overheads ..... MN
- WorkZone Desking ..... MN

Files & Storage
- 700 Series Pedestal Cushion ..... GB
- Connection Zone Pads ..... BW
- U-Series Pedestal Cushion ..... GB
- Tattoo ..... BW

Fixed Seating
- Concerto Auditorium Seating ..... BW
- Single Pedestal Seating ..... GB
- Jury Base Seating ..... GB
- Lancaster Auditorium Seating ..... BW
- Sequence Seating ..... GB
- University Seating ..... GB

Panel Systems
- All Terrain ..... KP
- Balance Overheads ..... MN
- System 3000 ..... MN
- Universal Overheads ..... MN
- Wireworks ..... MN
- Unite ..... MN

Residence Hall Furniture
- RoomScape Furniture ..... MN

Screens
- All Terrain ..... KP
- Connection Zone ..... BW
- True/Volition ..... KP
- Genesis ..... KP
- Tattoo ..... MN
- Universal ..... BW

Seating
- 400 Series Folding Chairs ..... BW
- 600 Series Folding Chairs ..... BW
- 600 Series Stools ..... BW
- Affina Collection ..... HN
- Altus Task Chairs ..... GB
- Apply Stack Chairs ..... GB
- Auditorium Folding Chairs ..... BW
- Calida Lounge Seating ..... HN
- Diem Task Chairs ..... OM
- Doni Collection ..... GB
- FourC Seating ..... GB
- Gladly Lounge Seating ..... VQ
- Grazie Seating ..... GB
- Hiatus Sleeper Bench ..... HN
- Hub Modular Lounge Seating ..... HN
- Impress Task Chairs ..... OM
- Impress Ultra Task Chairs ..... OM
- Jessa Lounge Seating ..... HN
- Jubilee Lounge Seating ..... VQ
- Katera Guest Chair ..... GB
- Kurv Benches ..... HN
- LaResta Day Beds ..... HN
- LimeLite ..... GB
- Lyra Lounge Seating ..... HN
- Maestro Stack Chairs ..... GB
- Matrix Stack Chairs ..... GB
- Medical & Laboratory Stools ..... OM
- MyPlace Lounge Seating ..... HN
- MyWay Seating ..... HN
- Oath Task Chairs and Stools ..... GB
- Opt4 ..... GB
- Pilot Task Chairs ..... OM
- Promenade Seating System ..... BW
- Ruckus ..... GB
- Sela Lounge Seating ..... HN
- Sift Task Chairs ..... GB
- Signia Task Chairs and Stools ..... OM
- Soltice Metal Collection ..... HN
- Soltice Multiple, Healthcare & Guest ..... HN
- Soltice II Healthcare Seating ..... HN
- Strive Multiple, Stack & Task ..... GB
- Sway ..... BW
- Tattoo ..... HN
- Torsion-on-the-Go! Nesting Chairs ..... GB
- Torsion Air Stack and Task Seating ..... GB
- Zoetry ..... HN

KI Manufacturing Sites - Customer's Own Material Shipment Manufacturing Site Addresses

BW
KI Bonduel
Attn: COM Storage
204 West South St.
Bonduel, WI 54107

HN
KI High Point
Attn: COM Storage
217 Feld Avenue
High Point, NC 27263

MN
KI Manitowoc
Attn: COM Storage
1400 S. 41st St.
Manitowoc, WI 54220

VQ
KI
Attn: COM Fabrics
6892 Marlin Circle
La Palma, CA 90623

GB
KI Green Bay
Attn: COM Storage
1687 Westminster Drive - Gate 3
Green Bay, WI 54302

KP
KI Pembroke
Attn: COM Storage
1000 Olympic Dr.
Pembroke, Ontario K8A6X7

OM
KI
Attn: COM Storage
1110 S. Mildred Ave.
Ontario, CA 91761

© 2022 Krueger International Inc. All Rights reserved. Code KI-FF-000059/KI/PDF/0822

Spine Screens
Spine Screens allow for a mechanical connection between screen frames and include optional 10-wire power. Screens are available with the monolithic core style only, made of magnetic dry-erasable steel or thermally-fused laminate, and include adjustable-height feet to accommodate installation (accommodate uneven floor heights). Screens ship partially assembled.

Spine Screens are available in the following dimensions:

•Widths: 48”, 54”, 60”, 66”, 72”, 78”, 84”, 90”, 96”
•Heights: 48”, 54”

Flex Screens
Flex Screens offer freestanding, user-controlled, space dividing screens in a variety of sizes and finishes, and are non-powered only. Flex Screens are offered in monolithic and segmented styles and can be specified with adjustable feet or flat/bridge style feet. The flat/bridge style feet allow for 90° intersections and can also nest with adjustable height feet. Screens ship fully assembled, except when a horizontal Topper is specified.

Flex Screens are available in the following dimensions:

• Widths: 42”, 48”, 54”, 60”, 66”, 72”, 78”, 84”, 90”, 96”
• Heights: 42”, 48”, 54”, 60”

Note: 48”-54” height Flex Screens have optional segmentation available at 29” from floor. 42” screens are always monolithic. 60” high screens are always segmented.

All Screens may be specified with horizontal Toppers, which attach to the top of the screen when a top cap is not specified.

Frame Construction
All Tattoo Spine & Flex Screen frames are constructed of 2 1/2” by 1 1/4” aluminum extrusions finished with powder-coat paint. Frames are assembled in the factory (feet and Base Raceway Trim are not installed on Spine Screens) and may consist of the following:

- Base Raceway Trim (for Spine Screens) – Aluminum extrusions finished in powder-coat paint, measuring 6” tall by screen length, with receptacle and data cutouts per specification. Optional data cutouts are sized 2.88” width by 1.82” height with two holes to accommodate a #6-32 screw.
- Wireway Mounting Bracket (for Spine Screens) – 16-gauge formed steel, connects the 10-wire rigid wireway into the frame extrusion at the top of the base raceway area.
- Floor Channel (for Spine Screens) – 14-gauge formed steel finished in powder-coat paint, measuring 2 1/2” wide by 1 1/4” tall, spanning the length of the screen and making up the bottom of the base raceway area.
- Bridge & Flat Plate foot (for Flex Screens) – 1/4” thick steel with a footprint of 2 1/4” x 15” finished in powder-coat paint. Each foot includes a pair of 1” diameter non-adjustable nylon glides, adhered into counter-bores in the bottom of the foot. Each Flex Screen as specified ships with one Flat and one Bridge foot. Not available on Spine Screens.
- Adjustable Glide Feet – Constructed of cast aluminum with a footprint of 2 1/4” x 15” finished in powder-coat paint. Feet pair is standard on Spine Screens and may be ordered on Flex Screens.
- Adjustable Glide (for Spine & Flex Screen adjustable glide feet) – 1 1/2” diameter nylon base glides are threaded into the foot and allow for 1” of adjustability.

Trim Kits
All Spine Screens require a trim kit which is specified by size of screen, finish selection and power infeed location, if applicable. Trim kits include vertical caps, corner caps, attachment clips and electrical infeed conditions. Horizontal top caps are also included standard with Spine Screens and factory installed. When a Topper is desired on a specific screen “no top cap” is specified. Trim caps are formed of extruded aluminum and are finished with powder-coat paint. Installation of horizontal and vertical trim caps require no tools. Removal of trim caps require a flat prybar. Flex Screens come fully trimmed and do not require specification of additional trim kits.

Core Materials
Monolithic
Monolithic panels are dual-sided and available in a variety of substrates and finish options. Spine Screens are always monolithic. 42” high Flex Screens are always monolithic.

Segmented
Segmented screens are available in a variety of substrates and finish options. Segmented screens feature a 29” segmentation height, with specified upper and lower cores. Core inserts are dual sided. 48” and 54” high Flex Screens have the option of being segmented. 60” high Flex Screens are always segmented.

Fabric Cores
Fabric panel cores are constructed of LDF (low density fiberboard), upholstered and glued on both sides using water-based spray adhesive. Nominal thickness is 1/2”. Fabric cores are fully tackable.

Fluted Polycarbonate Cores
Fluted polycarbonate cores are 10 mm multiwall polycarbonate and are available with a clear finish. Clear extruded PVC gaskets are used between the core and supporting frame.

Magnetic Dry-Erasable Steel Cores
Magnetic dry-erasable steel cores are constructed of 28-gauge steel panels, laminated on both sides of a Fibrex core material. The steel panels include a polyester outer film creating a writable and dry-eraseable surface. Overall thickness is nominal 1/4”. Clear extruded PVC gaskets are used between core and supporting frame.

Thermally-Fused Laminate Cores
Thermally-fused laminate cores are constructed of laminate, adhered by thermally-fusing both sides to particleboard. Overall thickness is nominal 1/2”.

Acrylic Cores
Acrylic cores are constructed of 1/4“ thick, Acrylite Satinice material with a velvet texture, a very fine satin surface on both sides and are available in a variety of colors. Clear extruded PVC gaskets are used between core and the supporting frame.

Polyester Felt Cores
Polyester Felt cores are constructed from 1/2” thick tackable, 100% polyester felt and are available in a variety of colors. The cores have a density of 0.5 lb/ft^2 and is sound absorbing tested to ASTM C423 with an NRC rating of .44 when using no air gap (A Mount testing method) and an NRC rating of .81” with 2” air gap. The polyester felt is in accordance with ASTM-E84 and achieve a Class A Flame Spread.

Horizontal Toppers
Toppers are available for use on Spine & Flex Screens and take the place of the horizontal top cap. Specify “no top cap” on screens when a horizontal topper is to be used. Horizontal toppers are 12” in height and are specified to match the length of a corresponding screen. Extruded aluminum top caps hold the toppers in place without the use of fasteners.

Acrylic Horizontal Topper
Acrylic toppers are 1/4“ thick Acrylite Satinice material with satin surface on both sides, and are offered in a variety of colors. Acrylic toppers have a slight bull-nosed edge and a 1/4“ radius on the top corner. The length of acrylic topper is consistent with the length of the screen. Cork gaskets are used between the acrylic and aluminum top cap.

Tattoo™ Screens
General Information

Polyester Felt Horizontal Topper
Polyester felt toppers are constructed from 1/2" thick, 100% polyester felt and are available in a variety of colors. The felt cores have a density of 0.5 lb/ft² and is sound absorbing tested to ASTM C423 with an NRC rating of .44 when using no air gap (A Mount testing method) and an NRC rating of .81" with 2" air gap. The polyester felt is in accordance with ASTM-E84 and achieve a Class A Flame Spread. Felt toppers have square edges and corners. The length of felt dividers is consistent with the length of the screen.

Electrical
Refer to the Planning Guide for information on product specification.

Optional Power - 810 Electrical
Optional power is offered on the Tattoo Powered Spine Screens only. Power is 810 Electrical System, for the US standard electrical system. 10-Wire Rigid wireways are factory mounted to powered screens.

Power is supplied through a 6-2-2 configuration:
- (6) hot wires
- (2) shared oversized neutral wires
- (2) ground wires - one isolated ground and one building ground

Compliance
Tattoo Spine Screen system is a UL Listed Office Furnishing per standard UL 1286. Non-powered Flex Screens are not included in this listing. Spine Screens meet all applicable ANSI/BIFMA x5.6-2016.

Base Infeeds (Power and/or Data)
The Spine Screen's electrical system allows for base infeed to enter in-line, at end-of-run, or at a receptacle opening on the screen's base raceway trim. End-of-run base infeed kits utilize either a Base Infeed Spacer or a Base Infeed Vertical Trim. In-line base infeed kits use a Base Infeed Spacer where power and/or data enters from the side. Base infeed power enters into the bottom of the screen system through a cutout in the appropriate end or side trim. Receptacle infeed enters along the side of the screen and occupies the space of one receptacle cutout. Power for base infeed utilizes an 8' long, 1/2" liquid-tight flexible conduit, containing ten wires and having a modular connector end for the 810 Electrical System. Data Wires can enter the base of the screen through the cutout in the bottom of the trim, or through an opening in the bottom of the screen's floor channel. Data cabling, mounting plates and accessories are not provided by KI. **Note:** Data Mounting plates must have ports oriented at 45°.

Top Infeeds (Power and/or Data)
Top infeed includes a 3" square, 120" long extruded aluminum power and data pole to bring power and/or data in from at, or above, ceiling level. A 5' long extension pole with splice plate is available for taller ceilings. Top infeed kits may be specified as end-of-run, or in-line. Power for top infeed utilizes a 12' long (18' long with extension option) 1/2" liquid-tight flexible metal conduit containing ten wires and having a modular connector end for the 810 Electrical System. Data wires enter the pole the in the same manner as power. Data cabling, mounting plates and accessories are not provided by KI.
Note: Data mounting plates must have ports oriented at 45°.

10-Wire Rigid Wireways
Each powered screen requires the use of 10-wire rigid wireways to provide power to receptacles. 10-wire rigid wireways are factory installed onto the bottom frame of the screen. Each screen includes two wireways, one at each end with a 10-wire jumper in between. On both sides of each wireway, at each end of a powered screen, is a receptacle (ordered separately), plugged into the rigid wireway. The centerline of each receptacle is 12 inches from the end of each screen. The rigid wireway design allows for snap-connection of one screen's wireway to that of another screen using common 10-wire screen-to-screen jumpers (ordered separately).

10-Wire Pass-Through Screen-to-Screen Jumpers
The electrical system provides a method of passing power from one powered screen through a non-powered screen to the powered 10-wire rigid wireway of the next screen. The pass-through screen does not include wireways and receptacles. 10-Wire pass-through screen-to-screen jumpers (ordered separately) are required to connect adjacent in-line screen wireways.

10-Wire Screen-to-Screen Jumpers
10-wire screen-to-screen jumpers feature modular connector ends with nylon mesh casing over wires and are specified separate from the screens.

10-Wire Duplex Receptacles
10-wire duplex receptacles for the modular electrical system feature injection molded components, which snap fit into the 10-wire rigid wireways of the screens. The rated capacity of the duplex receptacles is 15 amps in a 6-2-2 circuit configuration.

Bezels & Filler Plates
Bezels and filler plates are molded in nylon and are available in a variety of colors. Bezels and filler plates are included with Tattoo Spine Screen base covers when power is specified and are field-installed.

Data Cover Plates
Data cover plates are 2 1/4" x 4 1/2" steel plates finished in powder-coat paint. Each plate includes attachment hardware and are field installed. Data cover plates are specified separate from the screens.

Electrical Infeed - New York City
The City of New York, 10-wire power infeed consists a service entry box sized for the 10-wire power distribution system. Building source power wires enter the box and are hard wired to the 10-wire ends in the box. Power exits the box through flexible conduit with a 10-wire modular connector end. The connector end feeds to the factory-installed 10-wire power distribution system. All wiring, connections, accessories and installation are to be performed by a licensed electrician.

Electrical - Hardwired
Hardwired electrical components may be specified for use in installations where required by local code (such as Chicago). Tattoo Screens so specified are shipped only with receptacle enclosures, are absent of other electrical components, but are ready to receive field-added electrical components to the receptacle enclosure by the customer's licensed electrician. Receptacle enclosures are constructed of 14-gauge galvanized metal in accordance with the National Electrical Code. 4.31" width by 2.44" height openings are located asymmetrical on both sides of the screen for dual-sided applications. Left-hand openings (when facing screen) are located 16" on center from left edge of screen. Right-hand opening (when facing screen) is located 6" on center from right-hand edge of screen. Infeeds, wiring, connections and all other electrical accessories are provided and connected by a licensed electrician.

Accessories
Polyester Felt Magnetic Inserts
Polyester felt magnetic inserts are constructed from 1/2" thick tackable, 100% polyester felt and are available in a variety of colors. The inserts have a density of 0.5lb/ft² and are sound absorbing with an acoustic rating of 0.45-0.90 NRC (acoustic range varies due to size and space relation). The panels are in accordance with ASTM-E84 and achieve a Class A Flame Spread. Magnetic strips are applied to one side using adhesive. Nominal thickness is 1/2". Not offered on 42" height screens and can only be used on screens with a dry-erasable steel core.

Widths: 40", 46", 52", 58", 64", 69", 75", 81", 87" & 93"
Heights: 39" & 45"

Patterned Polyester Felt Magnetic Inserts
Patterned Polyester Felt magnetic inserts are constructed from two layers of 100% polyester felt and are available in a variety of colors. The inserts have a density of 0.12lb/ft² are sound absorbing with an acoustic rating of 0.35-0.90 NRC (acoustic range varies due to size and space relation). Magnetic strips are applied to one side using adhesive. Nominal thickness is 5/8". Not offered on 42" height screens and can only be used on screens with a dry-erasable steel core.

Widths: 40", 46", 52", 58", 64", 69", 75", 81", 87" & 93"
Heights: 39" & 45"

Magnetic Tackboard Tiles
Magnetic tackboard tiles are constructed of a multilayer fiberglass core upholstered on one side using adhesive. Magnetic strips are applied to the non-upholstered side using adhesive and can only be used on screens with a dry-erasable steel core. Nominal thickness is 1/2".

Sizes Offered: 18" x 18", 18" x 24" & 24" x 24".

Tattoo™ Screens
General Information

Coat Hook
Formed 11-gauge bent steel powder-coat painted in a variety of colors. Coat hook comes with a nylon glide and is attached to the glide using a ½" cap screw. The nylon glide fits into an access opening in top frame of Spine & Flex Screens allowing the coat hook to slide into location.

Sliding Dual-Purpose Board
The sliding boards are constructed of a fiberglass core, upholstered on one side and adhered to a 28-gauge steel pan on the other. The steel includes a polyester film creating a writable and dry-eraseable surface. The core is framed two sides by extruded aluminum frames. Attached nylon glide fits into access opening in top frame of Spine & Flex Screens allowing Slide Panel to slide into location.

Dimensions: 24" width by 39" height by $^{1}/_{2}$" depth.

Magnetic Storage & Shelving
ABS plastic bins provide storage for a range of office and personal items. All plastic bin accessories include vinyl magnets, powder-coated steel mounts and work on almost any magnetic surface. Magnetic storage is available in slate or white. Magnetic shelving is available in white.

Binder Bin
Holds up to 10 lb.
10" width by 13" height by 3" depth*.

File Bin
Holds up to 10 lb.
$9^{1}/_{2}$" width by $9^{1}/_{2}$" height by $3^{1}/_{2}$" depth*.

Low Bin
Holds up to 5 lb.
$9^{3}/_{8}$" width by $4^{1}/_{4}$" height by $3^{5}/_{8}$" depth*.

Pencil Cup
Holds up to $1^{1}/_{2}$ lb.
3" width by 4" height by 3" depth*.

Shelf
Holds up to 10 lb.
10" width by 5" height by 4" depth*.

* = depth is the distance the storage protrudes from the surface it is on.

DIMENSIONS

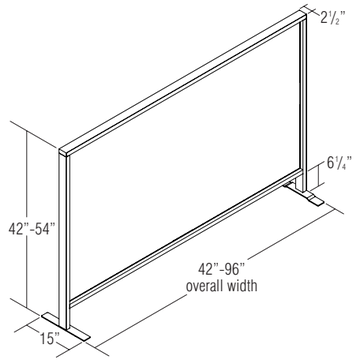

Monolithic Flex Screen with Flat/Bridge Feet

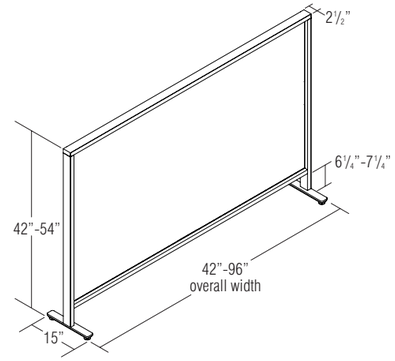

Monolithic Flex Screen with Adjustable Glide Feet

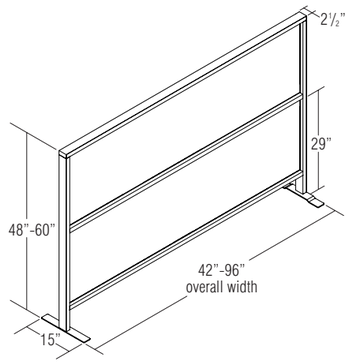

Segmented Flex Screen with Flat/Bridge Feet (also available with adjustable glide feet)

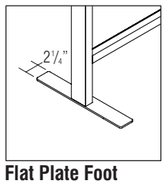

Flat Plate Foot

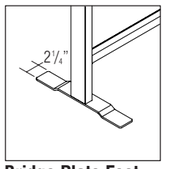

Bridge Plate Foot

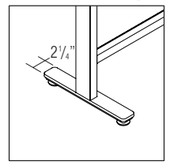

Adjustable Glide Foot

Tattoo™ Screens
General Information

DIMENSIONS (cont.)

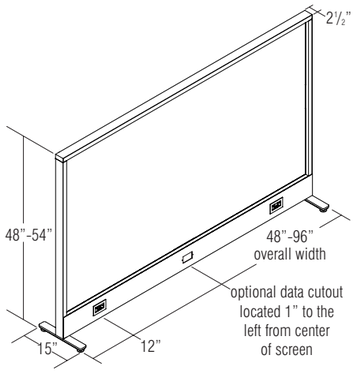

Spine Screen with 10-Wire Power & Data

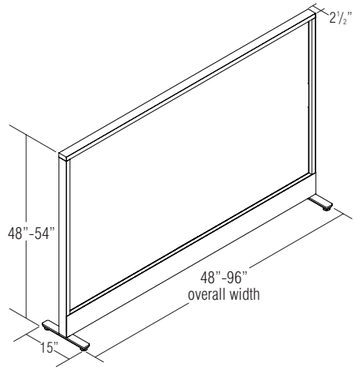

Spine Screen No-Power

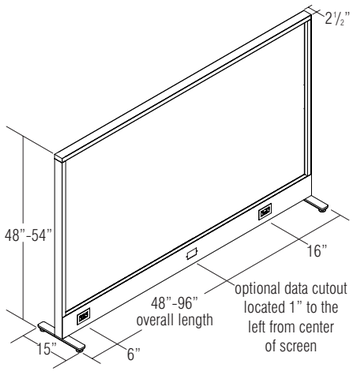

Spine Screen with Hardwired Electrical (Chicago Code) & Data

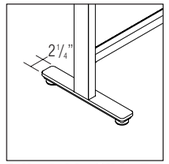

Adjustable Glide Foot

Tattoo™ Screens
Product Color Options

Tattoo™ Screens
Product Color Options

Polyester Felt for Monolithic Core and Magnetic Insert Color

Dandelion	FTDD
Fawn	FTFW
Flannel	FTFN
Heather	FTHR
Lava	FTLV
Midnight Blue	FTMB
Spring	FTSG

Lower Polyester Felt for Segmented Core Color

Dandelion	LFTDD
Fawn	LFTFW
Flannel	LFTFN
Heather	LFTHR
Lava	LFTLV
Midnight Blue	LFTMB
Spring	LFTSG

Upper Polyester Felt for Segmented Core Color

Dandelion	UFTDD
Fawn	UFTFW
Flannel	UFTFN
Heather	UFTHR
Lava	UFTLV
Midnight Blue	UFTMB
Spring	UFTSG

Patterned Polyester Felt for Magnetic Inserts Color

Dandelion Foreground/Flannel Background	FTDDFN
Fawn Foreground/Flannel Background	FTFWFN
Flannel Foreground/Flannel Background	FTFNFN
Heather Foreground/Flannel Background	FTHRFN
Lava Foreground/Flannel Background	FTLVFN
Midnight Blue Foreground/Flannel Background	FTMBFN
Spring Foreground/Flannel Background	FTSGFN
Dandelion Foreground/Heather Background	FTDDHR
Fawn Foreground/Heather Background	FTFWHR
Flannel Foreground/Heather Background	FTFNHR
Heather Foreground/Heather Background	FTHRHR
Lava Foreground/Heather Background	FTLVHR
Midnight Blue Foreground/Heather Background	FTMBHR
Spring Foreground/Heather Background	FTSGHR
Dandelion Foreground/White Background	FTDDWH
Fawn Foreground/White Background	FTFWWH
Flannel Foreground/White Background	FTFNWH
Heather Foreground/White Background	FTHRWH
Lava Foreground/White Background	FTLVWH
Midnight Blue Foreground/White Background	FTMBWH
Spring Foreground/White Background	FTSGWH

Acrylic Color

Cloud Acrylic	ACD
Colorless Acrylic	ACS
Kiwi Acrylic	AKI
Laguna Acrylic	ALA
Pumpkin Acrylic	APU
Sunshine Acrylic	ASE
Tomato Acrylic	ATT

Frame/Trim & Trim Kit Color

Black	BL
Blue Grey	GR
Bronze Metallic	ZM
Cayenne	CY
Champagne Metallic	CM
Cool Grey	CG
Cottonwood	CO
Earthen Clay	EY
Espresso Metallic	EX
Everglade Shade	EV
Flannel	FN
Glitz Metallic	GZ
Hazy Jade	HJ
Honey Bee	HY
Light Tone	LG
Mardi Gras	MG
Misty Brown	MY
Nemo	NE
Nordic	ND
Purple Haze	PH
Rubber Ducky	RK
Sand	SA
Starlight Silver Metallic	SX
Surf's Up	SP
Twilight Shadow	TI
Ultra Blue	UB
Warm Grey	WG
Zesty Lime	ZL

Thermally-Fused Laminate Monolithic Core Color

Cherry Storm	LCX
Florence Walnut	LFC
Italian Silver Ash	LIT
Kensington Maple	LKM
River Cherry	LRY

Thermally-Fused Laminate Lower Segment Core Color

Cherry Storm	LLCX
Florence Walnut	LLFC
Italian Silver Ash	LLIT
Kensington Maple	LLKM
River Cherry	LLRY

Thermally-Fused Laminate Upper Segment Core Color

Cherry Storm	ULCX
Florence Walnut	ULFC
Italian Silver Ash	ULIT
Kensington Maple	ULKM
River Cherry	ULRY

Electrical Floor Infeed Color

Black	IBL
Blue Grey	IGR
Light Tone	ILG
Sand	ISA
Warm Grey	IWG

Receptacle Color

Black	BL
Blue Grey	GR
Cool Grey	CG
Cottonwood	CO
Light Tone	LG
Misty Brown	MY
Sand	SA
Warm Grey	WG

Controlled Receptacle Color

Black	BL
Light Tone	LG
Sand	SA
Warm Grey	WG

Bezel Color

Black	BBL
Cool Grey	BCG
Cottonwood	BCO
Blue Grey	BGR
Light Tone	BLG
Misty Brown	BMY
Sand	BSA
Warm Grey	BWG

Filler and Data Plate Color

Black	BL
Blue Grey	GR
Cool Grey	CG
Cottonwood	CO
Light Tone	LG
Misty Brown	MY
Sand	SA
Warm Grey	WG

Receptacle Infeed-Spacer Kit Color

Black	BL
Blue Grey	GR
Light Tone	LG
Sand	SA
Warm Grey	WG

Coat Hook & Data Cover Plate Color

Black	BL
Blue Grey	GR
Bronze Metallic	ZM
Cayenne	CY
Champagne Metallic	CM
Cool Grey	CG
Cottonwood	CO
Earthen Clay	EY
Espresso Metallic	EX
Everglade Shade	EV
Flannel	FN
Glitz Metallic	GZ
Hazy Jade	HJ
Honey Bee	HY
Light Tone	LG
Mardi Gras	MG
Misty Brown	MY
Nemo	NE
Nordic	ND
Purple Haze	PH
Rubber Ducky	RK
Sand	SA
Starlight Silver Metallic	SX
Surf's Up	SP
Twilight Shadow	TI
Ultra Blue	UB
Warm Grey	WG
Zesty Lime	ZL

Magnetic Storage Pieces Colors

White	W
Slate	S

Includes (Binder Bin, File Bin, Low Bin and Pencil Cup).

Magnetic Shelf

White	W

Finish Cards
View color swatches for items listed within this document.

Paints **Wood/Veneer** **Molded Edges** **Hard Plastics**
Plastics/Poly **Laminates** **Edge Styles** **Glass**

Certain options referenced may not be available on GSA Schedule.

Tattoo™ Flex Screens

Monolithic Flex Screen with Magnetic Dry-Erasable Steel Core

Tattoo™ Flex Screens
Monolithic Flex Screen with Magnetic Dry-Erasable Steel Core

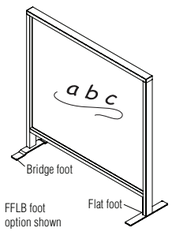

MODEL	MODEL NUMBER Basic Model	Foot Option (A)	Top Cap Style (B)	Frame/Trim Color (C)	Approx. Packaged Weight	Delivered Pricing
Monolithic Flex Screen with Magnetic Dry-Erasable Steel Core - 42" H • Flex screen assembly includes aluminum powder-coated frame, core material, all trim, and feet • Steel core is dry-erasable and magnetic • Specify adjustable glide feet, or non-adjustable flat/bridge feet • Non-powered with elevated base; no wire management • Fully assembled; includes all trim • Slotting under upper trim accepts screen-hung accessories	TFME4242	□□□□	□	□□	78.0#	$ 1277
	TFME4842	□□□□	□	□□	85.0#	1295
	TFME5442	□□□□	□	□□	92.0#	1433
	TFME6042	□□□□	□	□□	99.0#	1456
	TFME6642	□□□□	□	□□	106.0#	1586
	TFME7242	□□□□	□	□□	113.0#	1612
	TFME7842	□□□□	□	□□	120.0#	1734
	TFME8442	□□□□	□	□□	127.0#	1769
	TFME9042	□□□□	□	□□	134.0#	1880
	TFME9642	□□□□	□	□□	141.0#	1905
TFME						
Monolithic Flex Screen with Magnetic Dry-Erasable Steel Core - 48" H	TFME4248	□□□□	□	□□	85.0#	$ 1295
TFME	TFME4848	□□□□	□	□□	93.0#	1328
	TFME5448	□□□□	□	□□	101.0#	1454
	TFME6048	□□□□	□	□□	109.0#	1480
	TFME6648	□□□□	□	□□	117.0#	1608
	TFME7248	□□□□	□	□□	125.0#	1634
	TFME7848	□□□□	□	□□	133.0#	1760
	TFME8448	□□□□	□	□□	141.0#	1787
	TFME9048	□□□□	□	□□	149.0#	1914
	TFME9648	□□□□	□	□□	157.0#	1940
Monolithic Flex Screen with Magnetic Dry-Erasable Steel Core - 54" H	TFME4254	□□□□	□	□□	92.0#	$ 1315
TFME	TFME4854	□□□□	□	□□	101.0#	1341
	TFME5454	□□□□	□	□□	110.0#	1457
	TFME6054	□□□□	□	□□	119.0#	1489
	TFME6654	□□□□	□	□□	128.0#	1618
	TFME7254	□□□□	□	□□	137.0#	1648
	TFME7854	□□□□	□	□□	146.0#	1778
	TFME8454	□□□□	□	□□	155.0#	1818
	TFME9054	□□□□	□	□□	164.0#	1947
	TFME9654	□□□□	□	□□	173.0#	1976
		Ⓐ	Ⓑ	Ⓒ		

HOW TO ORDER

Indicate the following information on order form:
1. Quantity of each item.
2. Model number, including options. See "How To Build a Model Number".
3. Any special service required.

Note: • The □ indicates that a choice is required.
• The absence of the □ indicates that no choice is required.
• Alpha-numeric characters in place of □ indicate that no other alternatives are available.

HOW TO BUILD A MODEL NUMBER

Ⓐ Select basic model.

Ⓑ Select foot option.

FADJ	- Adjustable
FFLB	- Flat/Bridge

Ⓒ Select top cap style.

F	- Flat aluminum top cap (standard)
N	- No top cap (specify for use with toppers)

Ⓓ Select frame/trim color.
Refer to the **Product Color Options** page in this price list.

SPECIAL SERVICES

Special Carton Marking

With specially marked information	N/C

Shipping

Ships **assembled, FOB Manitowoc, WI 54220, freight prepaid.** Freight class 70.

Specifications and prices are subject to change without prior notice.

Tattoo™ Flex Screens

Monolithic Flex Screen with Polyester Felt Core

Tattoo™ Flex Screens
Monolithic Flex Screen with Polyester Felt Core

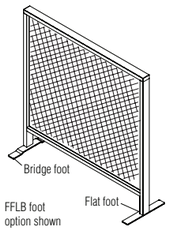

TFMZ

	MODEL	MODEL NUMBER Basic Model	Foot Option (A)	Top Cap Style (B)	Frame/Trim Color (C)	Polyester Felt Color (D)	Approx. Packaged Weight	Delivered Pricing
	Monolithic Flex Screen with Polyester Felt Core - 42" H • Flex screen assembly includes aluminum powder-coated frame, core material, all trim, and feet • Pinnable felt core is non-magnetic • Specify adjustable glide feet or non-adjustable flat/bridge feet • Non-powered with elevated base; no wire management • Fully assembled; includes all trim • Slotting under upper trim accepts screen-hung accessories	TFMZ4242	□□□□	□	□□	□□□□□	54.0#	$ 1271
		TFMZ4842	□□□□	□	□□	□□□□□	57.0#	1290
		TFMZ5442	□□□□	□	□□	□□□□□	61.0#	1313
		TFMZ6042	□□□□	□	□□	□□□□□	64.0#	1708
		TFMZ6642	□□□□	□	□□	□□□□□	67.0#	1734
		TFMZ7242	□□□□	□	□□	□□□□□	71.0#	1758
		TFMZ7842	□□□□	□	□□	□□□□□	75.0#	1783
		TFMZ8442	□□□□	□	□□	□□□□□	78.0#	1800
		TFMZ9042	□□□□	□	□□	□□□□□	82.0#	1826
		TFMZ9642	□□□□	□	□□	□□□□□	85.0#	1847
	Monolithic Flex Screen with Polyester Felt Core - 48" H	TFMZ4248	□□□□	□	□□	□□□□□	57.0#	$ 1277
		TFMZ4848	□□□□	□	□□	□□□□□	61.0#	1300
		TFMZ5448	□□□□	□	□□	□□□□□	65.0#	1325
		TFMZ6048	□□□□	□	□□	□□□□□	69.0#	1728
		TFMZ6648	□□□□	□	□□	□□□□□	73.0#	1752
		TFMZ7248	□□□□	□	□□	□□□□□	77.0#	1777
		TFMZ7848	□□□□	□	□□	□□□□□	81.0#	1802
		TFMZ8448	□□□□	□	□□	□□□□□	85.0#	1826
		TFMZ9048	□□□□	□	□□	□□□□□	89.0#	1851
		TFMZ9648	□□□□	□	□□	□□□□□	93.0#	1876
	Monolithic Flex Screen with Polyester Felt Core - 54" H	TFMZ4254	□□□□	□	□□	□□□□□	61.0#	$ 1283
		TFMZ4854	□□□□	□	□□	□□□□□	65.0#	1313
		TFMZ5454	□□□□	□	□□	□□□□□	70.0#	1341
		TFMZ6054	□□□□	□	□□	□□□□□	74.0#	1747
		TFMZ6654	□□□□	□	□□	□□□□□	79.0#	1777
		TFMZ7254	□□□□	□	□□	□□□□□	83.0#	1805
		TFMZ7854	□□□□	□	□□	□□□□□	88.0#	1834
		TFMZ8454	□□□□	□	□□	□□□□□	92.0#	1863
		TFMZ9054	□□□□	□	□□	□□□□□	97.0#	1890
		TFMZ9654	□□□□	□	□□	□□□□□	101.0#	1924
			Ⓐ	Ⓑ	Ⓒ	Ⓓ	Ⓔ	

HOW TO ORDER

Indicate the following information on order form:
1. Quantity of each item.
2. Model number, including options. See "How To Build a Model Number".
3. Any special service required.

Note: • The □ indicates that a choice is required.
- The absence of the □ indicates that no choice is required.
- Alpha-numeric characters in place of □ indicate that no other alternatives are available.

HOW TO BUILD A MODEL NUMBER

Ⓐ Select basic model.

Ⓑ Select foot option.

FADJ	- Adjustable
FFLB	- Flat/Bridge

Ⓒ Select top cap style.

F	- Flat aluminum top cap (standard)
N	- No top cap (specify for use with toppers)

Ⓓ Select frame/trim color.
Refer to the **Product Color Options** page in this price list.

Ⓔ Select polyester felt color.
Refer to the **Product Color Options** page in this price list.

SPECIAL SERVICES

Special Carton Marking

With specially marked information	N/C

Shipping

Ships **assembled, FOB Manitowoc, WI 54220, freight prepaid.** Freight class 70.

Specifications and prices are subject to change without prior notice.

Tattoo™ Flex Screens
Monolithic Flex Screen with Acrylic Core

Tattoo™ Flex Screens
Monolithic Flex Screen with Acrylic Core

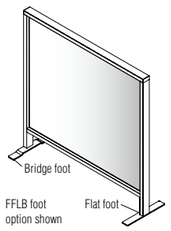

	MODEL	MODEL NUMBER Basic Model	Foot Option	Top Cap Style	Frame/Trim Color	Acrylic Color	Approx. Packaged Weight	Delivered Pricing
TFMA	**Monolithic Flex Screen with Acrylic Core - 42" H** • Flex screen assembly includes aluminum powder-coated frame, core material, all trim, and feet • Acrylic core is non-magnetic • Specify adjustable glide feet or non-adjustable flat/bridge feet • Non-powered with elevated base; no wire management • Fully assembled; includes all trim • Slotting under upper trim accepts screen-hung accessories	TFMA4242	□□□□	□	□□	□□□	78.0#	$ 2261
		TFMA4842	□□□□	□	□□	□□□	85.0#	2317
		TFMA5442	□□□□	□	□□	□□□	92.0#	2343
		TFMA6042	□□□□	□	□□	□□□	99.0#	2369
		TFMA6642	□□□□	□	□□	□□□	106.0#	2395
		TFMA7242	□□□□	□	□□	□□□	113.0#	2422
		TFMA7842	□□□□	□	□□	□□□	120.0#	2448
		TFMA8442	□□□□	□	□□	□□□	127.0#	3875
		TFMA9042	□□□□	□	□□	□□□	134.0#	3901
		TFMA9642	□□□□	□	□□	□□□	141.0#	3927
TFMA	**Monolithic Flex Screen with Acrylic Core - 48" H**	TFMA4248	□□□□	□	□□	□□□	85.0#	$ 2293
		TFMA4848	□□□□	□	□□	□□□	93.0#	2349
		TFMA5448	□□□□	□	□□	□□□	101.0#	2377
		TFMA6048	□□□□	□	□□	□□□	109.0#	2402
		TFMA6648	□□□□	□	□□	□□□	117.0#	2429
		TFMA7248	□□□□	□	□□	□□□	125.0#	2455
		TFMA7848	□□□□	□	□□	□□□	133.0#	2481
		TFMA8448	□□□□	□	□□	□□□	141.0#	3907
		TFMA9048	□□□□	□	□□	□□□	149.0#	3933
		TFMA9648	□□□□	□	□□	□□□	157.0#	3958
TFMA	**Monolithic Flex Screen with Acrylic Core - 54" H**	TFMA4254	□□□□	□	□□	□□□	92.0#	$ 2325
		TFMA4854	□□□□	□	□□	□□□	101.0#	2352
		TFMA5454	□□□□	□	□□	□□□	110.0#	2380
		TFMA6054	□□□□	□	□□	□□□	119.0#	2409
		TFMA6654	□□□□	□	□□	□□□	128.0#	2438
		TFMA7254	□□□□	□	□□	□□□	137.0#	2468
		TFMA7854	□□□□	□	□□	□□□	146.0#	2498
		TFMA8454	□□□□	□	□□	□□□	155.0#	3927
		TFMA9054	□□□□	□	□□	□□□	164.0#	3956
		TFMA9654	□□□□	□	□□	□□□	173.0#	3985
		Ⓐ	Ⓑ	Ⓒ	Ⓓ	Ⓔ		

HOW TO ORDER

Indicate the following information on order form:
1. Quantity of each item.
2. Model number, including options. See "How To Build a Model Number".
3. Any special service required.

Note: • The □ indicates that a choice is required.
- The absence of the □ indicates that no choice is required.
- Alpha-numeric characters in place of □ indicate that no other alternatives are available.

HOW TO BUILD A MODEL NUMBER

Ⓐ Select basic model.

Ⓑ Select foot option.

FADJ	- Adjustable
FFLB	- Flat/Bridge

Ⓒ Select top cap style.

F	- Flat aluminum top cap (standard)
N	- No top cap (specify for use with toppers)

Ⓓ Select frame/trim color.
Refer to the **Product Color Options** page in this price list.

Ⓔ Select acrylic color.
Refer to the **Product Color Options** page in this price list.

SPECIAL SERVICES

Special Carton Marking

With specially marked information	N/C

Shipping

Ships **assembled, FOB Manitowoc, WI 54220, freight prepaid.** Freight class 70.

Specifications and prices are subject to change without prior notice.

Tattoo™ Flex Screens

Monolithic Flex Screen with Thermally-Fused Laminate Core

Tattoo™ Flex Screens
Monolithic Flex Screen with Thermally-Fused Laminate Core

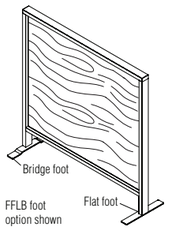

TFMM

MODEL	MODEL NUMBER Basic Model	Foot Option	Top Cap Style	Frame/Trim Color	Laminate Color	Approx. Packaged Weight	Delivered Pricing
Monolithic Flex Screen with Thermally-Fused Laminate Core - 42" H • Flex screen assembly includes aluminum powder-coated frame, core material, all trim, and feet • Thermally-fused laminate core is non-tackable, and non-magnetic • Specify adjustable glide feet or non-adjustable flat/bridge feet • Non-powered with elevated base; no wire management • Fully assembled; includes all trim • Slotting under upper trim accepts screen-hung accessories	TFMM4242	□□□□	□	□□	□□□	78.0#	$ 826
	TFMM4842	□□□□	□	□□	□□□	85.0#	891
	TFMM5442	□□□□	□	□□	□□□	92.0#	990
	TFMM6042	□□□□	□	□□	□□□	99.0#	1012
	TFMM6642	□□□□	□	□□	□□□	106.0#	1036
	TFMM7242	□□□□	□	□□	□□□	113.0#	1059
	TFMM7842	□□□□	□	□□	□□□	120.0#	1081
	TFMM8442	□□□□	□	□□	□□□	127.0#	1102
	TFMM9042	□□□□	□	□□	□□□	134.0#	1126
	TFMM9642	□□□□	□	□□	□□□	141.0#	1148
Monolithic Flex Screen with Thermally-Fused Laminate Core - 48" H	TFMM4248	□□□□	□	□□	□□□	85.0#	$ 851
	TFMM4848	□□□□	□	□□	□□□	93.0#	917
	TFMM5448	□□□□	□	□□	□□□	101.0#	1016
	TFMM6048	□□□□	□	□□	□□□	109.0#	1038
	TFMM6648	□□□□	□	□□	□□□	117.0#	1061
	TFMM7248	□□□□	□	□□	□□□	125.0#	1084
	TFMM7848	□□□□	□	□□	□□□	133.0#	1107
	TFMM8448	□□□□	□	□□	□□□	141.0#	1128
	TFMM9048	□□□□	□	□□	□□□	149.0#	1151
	TFMM9648	□□□□	□	□□	□□□	157.0#	1173
Monolithic Flex Screen with Thermally-Fused Laminate Core - 54" H	TFMM4254	□□□□	□	□□	□□□	92.0#	$ 887
	TFMM4854	□□□□	□	□□	□□□	101.0#	930
	TFMM5454	□□□□	□	□□	□□□	110.0#	1030
	TFMM6054	□□□□	□	□□	□□□	119.0#	1058
	TFMM6654	□□□□	□	□□	□□□	128.0#	1084
	TFMM7254	□□□□	□	□□	□□□	137.0#	1111
	TFMM7854	□□□□	□	□□	□□□	146.0#	1137
	TFMM8454	□□□□	□	□□	□□□	155.0#	1164
	TFMM9054	□□□□	□	□□	□□□	164.0#	1189
	TFMM9654	□□□□	□	□□	□□□	173.0#	1213
		Ⓐ	Ⓑ	Ⓒ	Ⓓ	Ⓔ	

HOW TO ORDER

Indicate the following information on order form:
1. Quantity of each item.
2. Model number, including options. See "How To Build a Model Number".
3. Any special service required.

Note: • The □ indicates that a choice is required.
• The absence of the □ indicates that no choice is required.
• Alpha-numeric characters in place of □ indicate that no other alternatives are available.

HOW TO BUILD A MODEL NUMBER

Ⓐ Select basic model.

Ⓑ Select foot option.

FADJ	- Adjustable
FFLB	- Flat/Bridge

Ⓒ Select top cap style.

F	- Flat aluminum top cap (standard)
N	- No top cap (specify for use with toppers)

Ⓓ Select frame/trim color.
Refer to the **Product Color Options** page in this price list.

Ⓔ Select laminate.
Refer to the **Product Color Options** page in this price list.

SPECIAL SERVICES

Special Carton Marking

With specially marked information N/C

Shipping

Ships **assembled, FOB Manitowoc, WI 54220, freight prepaid.** Freight class 70.

Specifications and prices are subject to change without prior notice.

Tattoo™ Flex Screens

Monolithic Flex Screen with Fluted Polycarbonate Core

Tattoo™ Flex Screens
Monolithic Flex Screen with Fluted Polycarbonate Core

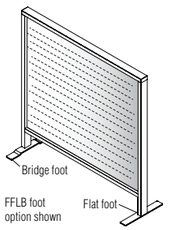

TFMP

MODEL	MODEL NUMBER: Basic Model	Foot Option (A)	Top Cap Style (B)	Frame/Trim Color (C)	Approx. Packaged Weight	Delivered Pricing
Monolithic Flex Screen with Fluted Polycarbonate Core - 42" H • Flex screen assembly includes aluminum powder-coated frame, core material, all trim, and feet • Fluted polycarbonate core is non-tackable, and non-magnetic • Specify adjustable glide feet or non-adjustable flat/bridge feet • Non-powered with elevated base; no wire management • Fully assembled; includes all trim • Slotting under upper trim accepts screen-hung accessories • Fluting runs horizontal	TFMP4242	□□□□	□	□□	54.0#	$ 956
	TFMP4842	□□□□	□	□□	57.0#	1005
	TFMP5442	□□□□	□	□□	61.0#	1051
	TFMP6042	□□□□	□	□□	64.0#	1099
	TFMP6642	□□□□	□	□□	67.0#	1146
	TFMP7242	□□□□	□	□□	71.0#	1193
	TFMP7842	□□□□	□	□□	75.0#	1241
	TFMP8442	□□□□	□	□□	78.0#	1289
	TFMP9042	□□□□	□	□□	82.0#	1335
	TFMP9642	□□□□	□	□□	85.0#	1382
Monolithic Flex Screen with Fluted Polycarbonate Core - 48" H	TFMP4248	□□□□	□	□□	57.0#	$ 981
	TFMP4848	□□□□	□	□□	61.0#	1030
	TFMP5448	□□□□	□	□□	65.0#	1077
	TFMP6048	□□□□	□	□□	69.0#	1124
	TFMP6648	□□□□	□	□□	73.0#	1171
	TFMP7248	□□□□	□	□□	77.0#	1219
	TFMP7848	□□□□	□	□□	81.0#	1267
	TFMP8448	□□□□	□	□□	85.0#	1314
	TFMP9048	□□□□	□	□□	89.0#	1361
	TFMP9648	□□□□	□	□□	93.0#	1407
Monolithic Flex Screen with Fluted Polycarbonate Core - 54" H	TFMP4254	□□□□	□	□□	61.0#	$ 983
	TFMP4854	□□□□	□	□□	65.0#	1032
	TFMP5454	□□□□	□	□□	70.0#	1080
	TFMP6054	□□□□	□	□□	74.0#	1131
	TFMP6654	□□□□	□	□□	79.0#	1182
	TFMP7254	□□□□	□	□□	83.0#	1231
	TFMP7854	□□□□	□	□□	88.0#	1281
	TFMP8454	□□□□	□	□□	92.0#	1331
	TFMP9054	□□□□	□	□□	97.0#	1382
	TFMP9654	□□□□	□	□□	101.0#	1433
		Ⓐ	Ⓑ	Ⓒ		Ⓓ

HOW TO ORDER

Indicate the following information on order form:
1. Quantity of each item.
2. Model number, including options. See "How To Build a Model Number".
3. Any special service required.

Note: • The □ indicates that a choice is required.
- The absence of the □ indicates that no choice is required.
- Alpha-numeric characters in place of □ indicate that no other alternatives are available.

HOW TO BUILD A MODEL NUMBER

Ⓐ Select basic model.

Ⓑ Select foot option.

FADJ	- Adjustable
FFLB	- Flat/Bridge

Ⓒ Select top cap style.

F	- Flat aluminum top cap (standard)
N	- No top cap (specify for use with toppers)

Ⓓ Select frame/trim color.
Refer to the **Product Color Options** page in this price list.

SPECIAL SERVICES

Special Carton Marking

With specially marked information	N/C

Shipping

Ships **assembled, FOB Manitowoc, WI 54220, freight prepaid.** Freight class 70.

Specifications and prices are subject to change without prior notice.

Tattoo™ Flex Screens

Monolithic Flex Screen with Tackable Fabric Core

Tattoo™ Flex Screens
Monolithic Flex Screen with Tackable Fabric Core

	MODEL	MODEL NUMBER Basic Model	Foot Option	Top Cap Style	Frame/Trim Color	Fabric Color	Approx. Packaged Weight	Delivered Pricing Fabric Grade 1 & C.O.M.	Delivered Pricing Fabric Grade 2	Delivered Pricing Fabric Grade 3 & Pallas Vertical Fabric Grade PV	Delivered Pricing Pallas Vertical Fabric Grade PV1	Delivered Pricing Pallas Vertical Fabric Grade PV2
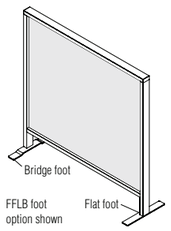 TFMF	**Monolithic Flex Screen with Tackable Fabric Core - 42" H** • Flex screen assembly includes aluminum powder-coated frame, core material, all trim, and feet • Core features identical tackable fabric core on both sides, fabric pattern is railroaded • Fabric cores are non-magnetic • Specify adjustable glide feet or non-adjustable flat/bridge feet • Non-powered with elevated base; no wire management • Fully assembled; includes all trim • Slotting under upper trim accepts screen-hung accessories	TFMF4242	□□□□	□	□□	□□□□□	54.0#	$ 1067	$ 1116	$ 1162	$ 1198	$ 1281
		TFMF4842	□□□□	□	□□	□□□□□	57.0#	1083	1131	1179	1215	1300
		TFMF5442	□□□□	□	□□	□□□□□	61.0#	1112	1161	1211	1249	1335
		TFMF6042	□□□□	□	□□	□□□□□	64.0#	1180	1233	1285	1323	1415
		TFMF6642	□□□□	□	□□	□□□□□	67.0#	1238	1294	1352	1395	1495
		TFMF7242	□□□□	□	□□	□□□□□	71.0#	1312	1371	1430	1476	1582
		TFMF7842	□□□□	□	□□	□□□□□	75.0#	1335	1396	1456	1503	1611
		TFMF8442	□□□□	□	□□	□□□□□	81.0#	1361	1423	1483	1531	1641
		TFMF9042	□□□□	□	□□	□□□□□	82.0#	1390	1453	1517	1564	1675
		TFMF9642	□□□□	□	□□	□□□□□	85.0#	1457	1524	1591	1639	1755
TFMF	**Monolithic Flex Screen with Tackable Fabric Core - 48" H**	TFMF4248	□□□□	□	□□	□□□□□	57.0#	$ 1107	$ 1157	$ 1205	$ 1242	$ 1329
		TFMF4848	□□□□	□	□□	□□□□□	61.0#	1120	1170	1220	1259	1345
		TFMF5448	□□□□	□	□□	□□□□□	65.0#	1150	1201	1252	1291	1380
		TFMF6048	□□□□	□	□□	□□□□□	69.0#	1219	1272	1325	1366	1460
		TFMF6648	□□□□	□	□□	□□□□□	73.0#	1275	1335	1394	1437	1541
		TFMF7248	□□□□	□	□□	□□□□□	77.0#	1349	1411	1473	1518	1626
		TFMF7848	□□□□	□	□□	□□□□□	81.0#	1373	1437	1500	1546	1655
		TFMF8448	□□□□	□	□□	□□□□□	85.0#	1399	1463	1525	1573	1684
		TFMF9048	□□□□	□	□□	□□□□□	89.0#	1427	1493	1557	1607	1721
		TFMF9648	□□□□	□	□□	□□□□□	93.0#	1496	1564	1631	1682	1800
TFMF	**Monolithic Flex Screen with Tackable Fabric Core - 54" H**	TFMF4254	□□□□	□	□□	□□□□□	61.0#	$ 1110	$ 1159	$ 1209	$ 1245	$ 1331
		TFMF4854	□□□□	□	□□	□□□□□	65.0#	1123	1172	1223	1261	1348
		TFMF5454	□□□□	□	□□	□□□□□	70.0#	1197	1249	1302	1342	1434
		TFMF6054	□□□□	□	□□	□□□□□	74.0#	1224	1278	1332	1373	1467
		TFMF6654	□□□□	□	□□	□□□□□	79.0#	1329	1390	1451	1496	1602
		TFMF7254	□□□□	□	□□	□□□□□	83.0#	1362	1424	1487	1532	1642
		TFMF7854	□□□□	□	□□	□□□□□	88.0#	1390	1453	1517	1564	1675
		TFMF8454	□□□□	□	□□	□□□□□	92.0#	1462	1527	1594	1643	1758
		TFMF9054	□□□□	□	□□	□□□□□	97.0#	1494	1561	1628	1679	1798
		TFMF9654	□□□□	□	□□	□□□□□	101.0#	1565	1635	1705	1758	1881
			Ⓐ	Ⓑ	Ⓒ	Ⓓ	Ⓔ					

HOW TO ORDER

Indicate the following information on order form:
1. Quantity of each item.
2. Model number, including options. See "How To Build a Model Number".
3. Any special service required.

Note: • The □ indicates that a choice is required.
- The absence of the □ indicates that no choice is required.
- Alpha-numeric characters in place of □ indicate that no other alternatives are available.

HOW TO BUILD A MODEL NUMBER

Ⓐ Select basic model.

Ⓑ Select foot option.

FADJ	- Adjustable
FFLB	- Flat/Bridge

Ⓒ Select top cap style.

F	- Flat aluminum top cap (standard)
N	- No top cap (specify for use with toppers)

Ⓓ Select frame/trim color.
Refer to the **Product Color Options** page in this price list.

Ⓔ Select fabric color.
Refer to **ki.com/fabrics**

SPECIAL SERVICES

Special Carton Marking

With specially marked information	N/C

Shipping

Ships **assembled, FOB Manitowoc, WI 54220, freight prepaid.** Freight class 70.

Specifications and prices are subject to change without prior notice.

Tattoo™ Flex Screens

Segmented Flex Screen with Thermally-Fused Laminate Lower, Magnetic Dry-Erasable Steel Upper Core

Tattoo™ Flex Screens

Segmented Flex Screen with Thermally-Fused Laminate Lower, Magnetic Dry-Erasable Steel Upper Core

	MODEL	MODEL NUMBER Basic Model	Foot Option	Top Cap Style	Frame/Trim Color	Lower Laminate Color	Approx. Packaged Weight	Delivered Pricing
 TFSME	**Segmented Flex Screen with Thermally-Fused Laminate Lower, Magnetic Dry-Erasable Steel Upper Core - 48" H** • Flex screen assembly includes aluminum powder-coated frame, core material, all trim and feet • Magnetic dry-erasable steel upper segment • Thermally-fused laminate is non-tackable and non-magnetic • Specify adjustable glide feet or non-adjustable flat/bridge feet • Non-powered; no wire management • Fully assembled; includes all trim • Slotting under upper trim accepts screen-hung accessories • Segmentation at 29" • Elevated base does not accept power	TFSME4248	□□□□	□	□□	□□□□	78.0#	$ 1213
		TFSME4848	□□□□	□	□□	□□□□	85.0#	1342
		TFSME5448	□□□□	□	□□	□□□□	92.0#	1544
		TFSME6048	□□□□	□	□□	□□□□	99.0#	1612
		TFSME6648	□□□□	□	□□	□□□□	106.0#	1728
		TFSME7248	□□□□	□	□□	□□□□	113.0#	1796
		TFSME7848	□□□□	□	□□	□□□□	120.0#	1909
		TFSME8448	□□□□	□	□□	□□□□	127.0#	1930
		TFSME9048	□□□□	□	□□	□□□□	134.0#	1949
		TFSME9648	□□□□	□	□□	□□□□	141.0#	1970
TFSME	**Segmented Flex Screen with Thermally-Fused Laminate Lower, Magnetic Dry-Erasable Steel Upper Core - 54" H**	TFSME4254	□□□□	□	□□	□□□□	85.0#	$ 1251
		TFSME4854	□□□□	□	□□	□□□□	93.0#	1429
		TFSME5454	□□□□	□	□□	□□□□	101.0#	1585
		TFSME6054	□□□□	□	□□	□□□□	109.0#	1654
		TFSME6654	□□□□	□	□□	□□□□	117.0#	1770
		TFSME7254	□□□□	□	□□	□□□□	125.0#	1838
		TFSME7854	□□□□	□	□□	□□□□	133.0#	1952
		TFSME8454	□□□□	□	□□	□□□□	141.0#	1975
		TFSME9054	□□□□	□	□□	□□□□	149.0#	1995
		TFSME9654	□□□□	□	□□	□□□□	157.0#	2015
TFSME	**Segmented Flex Screen with Thermally-Fused Laminate Lower, Magnetic Dry-Erasable Steel Upper Core - 60" H**	TFSME4260	□□□□	□	□□	□□□□	92.0#	$ 1657
		TFSME4860	□□□□	□	□□	□□□□	101.0#	1702
		TFSME5460	□□□□	□	□□	□□□□	110.0#	1959
		TFSME6060	□□□□	□	□□	□□□□	119.0#	2028
		TFSME6660	□□□□	□	□□	□□□□	128.0#	2191
		TFSME7260	□□□□	□	□□	□□□□	137.0#	2261
		TFSME7860	□□□□	□	□□	□□□□	146.0#	2471
		TFSME8460	□□□□	□	□□	□□□□	155.0#	2491
		TFSME9060	□□□□	□	□□	□□□□	164.0#	2522
		TFSME9660	□□□□	□	□□	□□□□	173.0#	2542
			Ⓐ	Ⓑ	Ⓒ	Ⓓ	Ⓔ	

HOW TO ORDER

Indicate the following information on order form:
1. Quantity of each item.
2. Model number, including options. See "How To Build a Model Number".
3. Any special service required.

Note: • The □ indicates that a choice is required.
- The absence of the □ indicates that no choice is required.
- Alpha-numeric characters in place of □ indicate that no other alternatives are available.

HOW TO BUILD A MODEL NUMBER

Ⓐ Select basic model.

Ⓑ Select foot option.

FADJ	- Adjustable
FFLB	- Flat/Bridge

Ⓒ Select top cap style.

F	- Flat aluminum top cap (standard)
N	- No top cap (specify for use with toppers)

Ⓓ Select frame/trim color.
Refer to the **Product Color Options** page in this price list.

Ⓔ Select lower laminate color.
Refer to the **Product Color Options** page in this price list.

SPECIAL SERVICES

Special Carton Marking

With specially marked information	N/C

Shipping

Ships **assembled, FOB Manitowoc, WI 54220, freight prepaid.** Freight class 70.

Specifications and prices are subject to change without prior notice.

Tattoo™ Flex Screens

Segmented Flex Screen with Thermally-Fused Laminate Lower and Upper Core

Tattoo™ Flex Screens

Segmented Flex Screen with Thermally-Fused Laminate Lower and Upper Core

	MODEL	MODEL NUMBER						Approx. Packaged Weight	Delivered Pricing
		Basic Model	Foot Option	Top Cap Style	Frame/Trim Color	Lower Laminate Color	Upper Laminate Color		
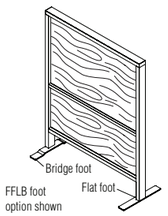 TFSMM	**Segmented Flex Screen with Thermally-Fused Laminate Lower and Upper Core - 48" H** • Flex screen assembly includes aluminum powder-coated frame, core material, all trim and feet • Thermally-fused laminate is non-tackable and non-magnetic • Specify adjustable glide feet or non-adjustable flat/bridge feet • Non-powered; no wire management • Fully assembled; includes all trim • Slotting under upper trim accepts screen-hung accessories • Segmentation at 29" • Elevated base does not accept power	TFSMM4248	□□□□	□	□□	□□□□	□□□□	78.0#	$ 1262
		TFSMM4848	□□□□	□	□□	□□□□	□□□□	85.0#	1267
		TFSMM5448	□□□□	□	□□	□□□□	□□□□	92.0#	1401
		TFSMM6048	□□□□	□	□□	□□□□	□□□□	99.0#	1469
		TFSMM6648	□□□□	□	□□	□□□□	□□□□	106.0#	1537
		TFSMM7248	□□□□	□	□□	□□□□	□□□□	113.0#	1605
		TFSMM7848	□□□□	□	□□	□□□□	□□□□	120.0#	1625
		TFSMM8448	□□□□	□	□□	□□□□	□□□□	127.0#	1645
		TFSMM9048	□□□□	□	□□	□□□□	□□□□	134.0#	1666
		TFSMM9648	□□□□	□	□□	□□□□	□□□□	141.0#	1684
TFSMM	**Segmented Flex Screen with Thermally-Fused Laminate Lower and Upper Core - 54" H**	TFSMM4254	□□□□	□	□□	□□□□	□□□□	85.0#	$ 1296
		TFSMM4854	□□□□	□	□□	□□□□	□□□□	93.0#	1320
		TFSMM5454	□□□□	□	□□	□□□□	□□□□	101.0#	1469
		TFSMM6054	□□□□	□	□□	□□□□	□□□□	109.0#	1537
		TFSMM6654	□□□□	□	□□	□□□□	□□□□	117.0#	1605
		TFSMM7254	□□□□	□	□□	□□□□	□□□□	125.0#	1675
		TFSMM7854	□□□□	□	□□	□□□□	□□□□	133.0#	1695
		TFSMM8454	□□□□	□	□□	□□□□	□□□□	141.0#	1717
		TFSMM9054	□□□□	□	□□	□□□□	□□□□	149.0#	1736
		TFSMM9654	□□□□	□	□□	□□□□	□□□□	157.0#	1757
TFSMM	**Segmented Flex Screen with Thermally-Fused Laminate Lower and Upper Core - 60" H**	TFSMM4260	□□□□	□	□□	□□□□	□□□□	92.0#	$ 1480
		TFSMM4860	□□□□	□	□□	□□□□	□□□□	101.0#	1497
		TFSMM5460	□□□□	□	□□	□□□□	□□□□	110.0#	1607
		TFSMM6060	□□□□	□	□□	□□□□	□□□□	119.0#	1676
		TFSMM6660	□□□□	□	□□	□□□□	□□□□	128.0#	1746
		TFSMM7260	□□□□	□	□□	□□□□	□□□□	137.0#	1815
		TFSMM7860	□□□□	□	□□	□□□□	□□□□	146.0#	1836
		TFSMM8460	□□□□	□	□□	□□□□	□□□□	155.0#	1857
		TFSMM9060	□□□□	□	□□	□□□□	□□□□	164.0#	1886
		TFSMM9660	□□□□	□	□□	□□□□	□□□□	173.0#	1908
			Ⓐ	Ⓑ	Ⓒ	Ⓓ	Ⓔ	Ⓕ	

HOW TO ORDER

Indicate the following information on order form:
1. Quantity of each item.
2. Model number, including options. See "How To Build a Model Number".
3. Any special service required.

Note: • The □ indicates that a choice is required.
- The absence of the □ indicates that no choice is required.
- Alpha-numeric characters in place of □ indicate that no other alternatives are available.

HOW TO BUILD A MODEL NUMBER

Ⓐ Select basic model.

Ⓑ Select foot option.

FADJ	- Adjustable
FFLB	- Flat/Bridge

Ⓒ Select top cap style.

F	- Flat aluminum top cap (standard)
N	- No top cap (specify for use with toppers)

Ⓓ Select frame/trim color.
Refer to the **Product Color Options** page in this price list.

Ⓔ Select lower laminate color.
Refer to the **Product Color Options** page in this price list.

Ⓕ Select upper laminate color.
Refer to the **Product Color Options** page in this price list.

SPECIAL SERVICES

Special Carton Marking

With specially marked information	N/C

Shipping

Ships **assembled, FOB Manitowoc, WI 54220, freight prepaid.** Freight class 70.

Specifications and prices are subject to change without prior notice.

Tattoo™ Flex Screens

Segmented Flex Screen with Thermally-Fused Laminate Lower, Polyester Felt Upper Core

Tattoo™ Flex Screens

Segmented Flex Screen with Thermally-Fused Laminate Lower, Polyester Felt Upper Core

	MODEL	MODEL NUMBER							Approx. Packaged Weight	Delivered Pricing
		Basic Model	Foot Option	Top Cap Style	Frame/Trim Color	Lower Laminate Color	Upper Polyester Felt Color			
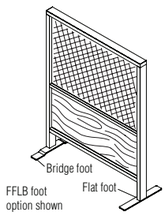 TFSMZ	**Segmented Flex Screen with Thermally-Fused Laminate Lower, Polyester Felt Upper Core - 48" H** • Flex screen assembly includes aluminum powder-coated frame, core material, all trim and feet • Polyester felt upper segment is pinnable and non-magnetic • Thermally-fused laminate is non-tackable and non-magnetic • Specify adjustable glide feet or non-adjustable flat/bridge feet • Non-powered; no wire management • Fully assembled; includes all trim • Slotting under upper trim accepts screen-hung accessories • Segmentation at 29" • Elevated base does not accept power	TFSMZ4248	□□□□	□	□□	□□□□	□□□□□		72.0#	$ 1268
		TFSMZ4848	□□□□	□	□□	□□□□	□□□□□		78.0#	1343
		TFSMZ5448	□□□□	□	□□	□□□□	□□□□□		84.0#	1524
		TFSMZ6048	□□□□	□	□□	□□□□	□□□□□		90.0#	1787
		TFSMZ6648	□□□□	□	□□	□□□□	□□□□□		96.0#	1855
		TFSMZ7248	□□□□	□	□□	□□□□	□□□□□		102.0#	1924
		TFSMZ7848	□□□□	□	□□	□□□□	□□□□□		108.0#	1945
		TFSMZ8448	□□□□	□	□□	□□□□	□□□□□		114.0#	1962
		TFSMZ9048	□□□□	□	□□	□□□□	□□□□□		120.0#	1984
		TFSMZ9648	□□□□	□	□□	□□□□	□□□□□		126.0#	2002
TFSMZ	**Segmented Flex Screen with Thermally-Fused Laminate Lower, Polyester Felt Upper Core - 54" H**	TFSMZ4254	□□□□	□	□□	□□□□	□□□□□		78.0#	$ 1375
		TFSMZ4854	□□□□	□	□□	□□□□	□□□□□		84.0#	1456
		TFSMZ5454	□□□□	□	□□	□□□□	□□□□□		91.0#	1565
		TFSMZ6054	□□□□	□	□□	□□□□	□□□□□		98.0#	1828
		TFSMZ6654	□□□□	□	□□	□□□□	□□□□□		100.0#	1898
		TFSMZ7254	□□□□	□	□□	□□□□	□□□□□		111.0#	1966
		TFSMZ7854	□□□□	□	□□	□□□□	□□□□□		118.0#	1987
		TFSMZ8454	□□□□	□	□□	□□□□	□□□□□		125.0#	2007
		TFSMZ9054	□□□□	□	□□	□□□□	□□□□□		132.0#	2028
		TFSMZ9654	□□□□	□	□□	□□□□	□□□□□		138.0#	2048
TFSMZ	**Segmented Flex Screen with Thermally-Fused Laminate Lower, Polyester Felt Upper Core - 60" H**	TFSMZ4260	□□□□	□	□□	□□□□	□□□□□		83.0#	$ 1634
		TFSMZ4860	□□□□	□	□□	□□□□	□□□□□		93.0#	1698
		TFSMZ5460	□□□□	□	□□	□□□□	□□□□□		98.0#	1898
		TFSMZ6060	□□□□	□	□□	□□□□	□□□□□		110.0#	2335
		TFSMZ6660	□□□□	□	□□	□□□□	□□□□□		108.0#	2405
		TFSMZ7260	□□□□	□	□□	□□□□	□□□□□		120.0#	2473
		TFSMZ7860	□□□□	□	□□	□□□□	□□□□□		128.0#	2495
		TFSMZ8460	□□□□	□	□□	□□□□	□□□□□		135.0#	2516
		TFSMZ9060	□□□□	□	□□	□□□□	□□□□□		143.0#	2545
		TFSMZ9660	□□□□	□	□□	□□□□	□□□□□		150.0#	2566
			Ⓐ	Ⓑ	Ⓒ	Ⓓ	Ⓔ	Ⓕ		

HOW TO ORDER

Indicate the following information on order form:
1. Quantity of each item.
2. Model number, including options. See "How To Build a Model Number".
3. Any special service required.

Note:
- The □ indicates that a choice is required.
- The absence of the □ indicates that no choice is required.
- Alpha-numeric characters in place of □ indicate that no other alternatives are available.

HOW TO BUILD A MODEL NUMBER

Ⓐ Select basic model.

Ⓑ Select foot option.

FADJ	- Adjustable
FFLB	- Flat/Bridge

Ⓒ Select top cap style.

F	- Flat aluminum top cap (standard)
N	- No top cap (specify for use with toppers)

Ⓓ Select frame/trim color.
Refer to the **Product Color Options** page in this price list.

Ⓔ Select lower laminate color.
Refer to the **Product Color Options** page in this price list.

Ⓕ Select upper polyester felt color.
Refer to the **Product Color Options** page in this price list.

SPECIAL SERVICES

Special Carton Marking

With specially marked information N/C

Shipping

Ships **assembled, FOB Manitowoc, WI 54220, freight prepaid.** Freight class 70.

Specifications and prices are subject to change without prior notice.

Tattoo™ Flex Screens

Segmented Flex Screen with Thermally-Fused Laminate Lower, Fabric Upper Core

Tattoo™ Flex Screens

Segmented Flex Screen with Thermally-Fused Laminate Lower, Fabric Upper Core

	MODEL	MODEL NUMBER						Approx. Packaged Weight	Delivered Pricing Fabric Grade 1 & C.O.M.	Delivered Pricing Fabric Grade 2	Delivered Pricing Fabric Grade 3 & Pallas Vertical Fabric Grade PV	Delivered Pricing Pallas Vertical Fabric Grade PV1	Delivered Pricing Pallas Vertical Fabric Grade PV2
		Basic Model	Foot Option	Top Cap Style	Frame/Trim Color	Lower Laminate Color	Upper Fabric Color						
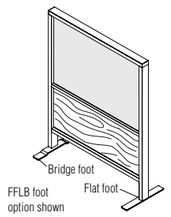 TFSMF	**Segmented Flex Screen with Thermally-Fused Laminate Lower, Fabric Upper Core - 48" H** • Flex screen assembly includes aluminum powder-coated frame, core material, all trim and feet • Upper segment features identical tackable fabric core on both sides, fabric pattern is railroaded • Thermally-fused laminate is non-tackable and non-magnetic • Specify adjustable glide feet or non-adjustable flat/bridge feet • Non-powered; no wire management • Fully assembled; includes all trim • Slotting under upper trim accepts screen-hung accessories • Segmentation at 29" • Elevated base does not accept power	TFSMF4248	□□□□	□	□□	□□□□	□□□□□	72.0#	$ 1365	$ 1392	$ 1420	$ 1433	$ 1489
		TFSMF4848	□□□□	□	□□	□□□□	□□□□□	78.0#	1423	1452	1480	1494	1551
		TFSMF5448	□□□□	□	□□	□□□□	□□□□□	84.0#	1531	1561	1592	1607	1669
		TFSMF6048	□□□□	□	□□	□□□□	□□□□□	90.0#	1642	1675	1706	1723	1788
		TFSMF6648	□□□□	□	□□	□□□□	□□□□□	96.0#	1760	1797	1832	1850	1920
		TFSMF7248	□□□□	□	□□	□□□□	□□□□□	102.0#	1829	1866	1904	1921	1995
		TFSMF7848	□□□□	□	□□	□□□□	□□□□□	108.0#	1891	1928	1966	1986	2061
		TFSMF8448	□□□□	□	□□	□□□□	□□□□□	114.0#	1915	1954	1991	2012	2088
		TFSMF9048	□□□□	□	□□	□□□□	□□□□□	120.0#	1978	2017	2057	2076	2156
		TFSMF9648	□□□□	□	□□	□□□□	□□□□□	126.0#	1998	2038	2078	2098	2178
TFSMF	**Segmented Flex Screen with Thermally-Fused Laminate Lower, Fabric Upper Core - 54"H**	TFSMF4254	□□□□	□	□□	□□□□	□□□□□	78.0#	$ 1395	$ 1423	$ 1451	$ 1465	$ 1521
		TFSMF4854	□□□□	□	□□	□□□□	□□□□□	84.0#	1464	1493	1522	1535	1596
		TFSMF5454	□□□□	□	□□	□□□□	□□□□□	91.0#	1572	1603	1635	1651	1713
		TFSMF6054	□□□□	□	□□	□□□□	□□□□□	98.0#	1682	1717	1749	1767	1834
		TFSMF6654	□□□□	□	□□	□□□□	□□□□□	100.0#	1804	1839	1876	1895	1965
		TFSMF7254	□□□□	□	□□	□□□□	□□□□□	111.0#	1873	1909	1948	1966	2040
		TFSMF7854	□□□□	□	□□	□□□□	□□□□□	118.0#	1935	1974	2012	2031	2109
		TFSMF8454	□□□□	□	□□	□□□□	□□□□□	125.0#	1960	2000	2039	2058	2137
		TFSMF9054	□□□□	□	□□	□□□□	□□□□□	132.0#	2022	2062	2105	2125	2204
		TFSMF9654	□□□□	□	□□	□□□□	□□□□□	138.0#	2042	2083	2125	2143	2228
TFSMF	**Segmented Flex Screen with Thermally-Fused Laminate Lower, Fabric Upper Core - 60" H**	TFSMF4260	□□□□	□	□□	□□□□	□□□□□	83.0#	$ 1644	$ 1677	$ 1709	$ 1726	$ 1792
		TFSMF4860	□□□□	□	□□	□□□□	□□□□□	93.0#	1686	1722	1756	1773	1839
		TFSMF5460	□□□□	□	□□	□□□□	□□□□□	98.0#	1757	1793	1828	1845	1915
		TFSMF6060	□□□□	□	□□	□□□□	□□□□□	104.0#	1869	1906	1945	1961	2036
		TFSMF6660	□□□□	□	□□	□□□□	□□□□□	108.0#	2038	2079	2119	2139	2220
		TFSMF7260	□□□□	□	□□	□□□□	□□□□□	120.0#	2107	2149	2191	2212	2297
		TFSMF7860	□□□□	□	□□	□□□□	□□□□□	128.0#	2169	2213	2257	2278	2365
		TFSMF8460	□□□□	□	□□	□□□□	□□□□□	135.0#	2194	2240	2284	2307	2393
		TFSMF9060	□□□□	□	□□	□□□□	□□□□□	143.0#	2267	2310	2353	2374	2460
		TFSMF9660	□□□□	□	□□	□□□□	□□□□□	150.0#	2288	2331	2374	2395	2483
			Ⓐ	Ⓑ	Ⓒ	Ⓓ	Ⓔ	Ⓕ					

HOW TO ORDER

Indicate the following information on order form:
1. Quantity of each item.
2. Model number, including options. See "How To Build a Model Number".
3. Any special service required.

Note: • The □ indicates that a choice is required.
- The absence of the □ indicates that no choice is required.
- Alpha-numeric characters in place of □ indicate that no other alternatives are available.

HOW TO BUILD A MODEL NUMBER

Ⓐ Select basic model.

Ⓑ Select foot option.

FADJ	- Adjustable
FFLB	- Flat/Bridge

Ⓒ Select top cap style.

F	- Flat aluminum top cap (standard)
N	- No top cap (specify for use with toppers)

Ⓓ Select frame/trim color.
Refer to the **Product Color Options** page in this price list.

Ⓔ Select lower laminate color.
Refer to the **Product Color Options** page in this price list.

Ⓕ Select upper fabric color.
Refer to **ki.com/fabrics**

SPECIAL SERVICES

Special Carton Marking

With specially marked information	N/C

Shipping

Ships **assembled, FOB Manitowoc, WI 54220, freight prepaid.** Freight class 70.

Specifications and prices are subject to change without prior notice.

Tattoo™ Flex Screens

Segmented Flex Screen with Thermally-Fused Laminate Lower, Fluted Polycarbonate Upper Core

Tattoo™ Flex Screens

Segmented Flex Screen with Thermally-Fused Laminate Lower, Fluted Polycarbonate Upper Core

	MODEL	MODEL NUMBER Basic Model	Foot Option	Top Cap Style	Frame/Trim Color	Lower Laminate Color	Approx. Packaged Weight	Delivered Pricing
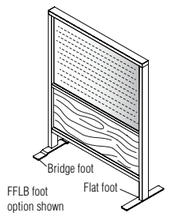 TFSMP	**Segmented Flex Screen with Thermally-Fused Laminate Lower, Fluted Polycarbonate Upper Core - 48" H** • Flex screen assembly includes aluminum powder-coated frame, core material, all trim and feet • Fluted polycarbonate upper segment is non-tackable and non-magnetic • Thermally-fused laminate is non-tackable and non-magnetic • Specify adjustable glide feet or non-adjustable flat/bridge feet • Non-powered; no wire management • Fully assembled; includes all trim • Slotting under upper trim accepts screen-hung accessories • Segmentation at 29" • Elevated base does not accept power • Fluting runs horizontal	TFSMP4248	□□□□	□	□□	□□□□	72.0#	$ 1305
		TFSMP4848	□□□□	□	□□	□□□□	78.0#	1412
		TFSMP5448	□□□□	□	□□	□□□□	84.0#	1545
		TFSMP6048	□□□□	□	□□	□□□□	90.0#	1637
		TFSMP6648	□□□□	□	□□	□□□□	96.0#	1730
		TFSMP7248	□□□□	□	□□	□□□□	102.0#	1824
		TFSMP7848	□□□□	□	□□	□□□□	108.0#	1868
		TFSMP8448	□□□□	□	□□	□□□□	114.0#	1911
		TFSMP9048	□□□□	□	□□	□□□□	120.0#	1957
		TFSMP9648	□□□□	□	□□	□□□□	126.0#	2001
TFSMP	**Segmented Flex Screen with Thermally-Fused Laminate Lower, Fluted Polycarbonate Upper Core - 54" H**	TFSMP4254	□□□□	□	□□	□□□□	78.0#	$ 1332
		TFSMP4854	□□□□	□	□□	□□□□	84.0#	1452
		TFSMP5454	□□□□	□	□□	□□□□	91.0#	1585
		TFSMP6054	□□□□	□	□□	□□□□	98.0#	1678
		TFSMP6654	□□□□	□	□□	□□□□	100.0#	1773
		TFSMP7254	□□□□	□	□□	□□□□	111.0#	1866
		TFSMP7854	□□□□	□	□□	□□□□	118.0#	1910
		TFSMP8454	□□□□	□	□□	□□□□	125.0#	1957
		TFSMP9054	□□□□	□	□□	□□□□	132.0#	2002
		TFSMP9654	□□□□	□	□□	□□□□	138.0#	2047
TFSMP	**Segmented Flex Screen with Thermally-Fused Laminate Lower, Fluted Polycarbonate Upper Core - 60" H**	TFSMP4260	□□□□	□	□□	□□□□	83.0#	$ 1575
		TFSMP4860	□□□□	□	□□	□□□□	93.0#	1628
		TFSMP5460	□□□□	□	□□	□□□□	98.0#	1724
		TFSMP6060	□□□□	□	□□	□□□□	104.0#	1818
		TFSMP6660	□□□□	□	□□	□□□□	108.0#	1911
		TFSMP7260	□□□□	□	□□	□□□□	120.0#	2006
		TFSMP7860	□□□□	□	□□	□□□□	128.0#	2052
		TFSMP8460	□□□□	□	□□	□□□□	135.0#	2098
		TFSMP9060	□□□□	□	□□	□□□□	143.0#	2152
		TFSMP9660	□□□□	□	□□	□□□□	150.0#	2199
			Ⓐ	Ⓑ	Ⓒ	Ⓓ	Ⓔ	

HOW TO ORDER

Indicate the following information on order form:
1. Quantity of each item.
2. Model number, including options. See "How To Build a Model Number".
3. Any special service required.

Note: • The □ indicates that a choice is required.
- The absence of the □ indicates that no choice is required.
- Alpha-numeric characters in place of □ indicate that no other alternatives are available.

HOW TO BUILD A MODEL NUMBER

Ⓐ Select basic model.

Ⓑ Select foot option.

FADJ	- Adjustable
FFLB	- Flat/Bridge

Ⓒ Select top cap style.

F	- Flat aluminum top cap (standard)
N	- No top cap (specify for use with toppers)

Ⓓ Select frame/trim color.
Refer to the **Product Color Options** page in this price list.

Ⓔ Select lower laminate color.
Refer to the **Product Color Options** page in this price list.

SPECIAL SERVICES

Special Carton Marking

With specially marked information	N/C

Shipping

Ships **assembled, FOB Manitowoc, WI 54220, freight prepaid.** Freight class 70.

Specifications and prices are subject to change without prior notice.

Tattoo™ Flex Screens

Segmented Flex Screen with Thermally-Fused Laminate Lower, Acrylic Upper Core

Tattoo™ Flex Screens

Segmented Flex Screen with Thermally-Fused Laminate Lower, Acrylic Upper Core

	MODEL	MODEL NUMBER Basic Model	Foot Option	Top Cap Style	Frame/Trim Color	Lower Laminate Color	Upper Acrylic Finish	Approx. Packaged Weight	Delivered Pricing
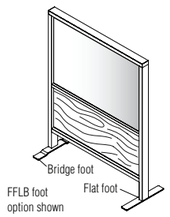 TFSMA	**Segmented Flex Screen with Thermally-Fused Laminate Lower, Acrylic Upper Core - 48" H** • Flex screen assembly includes aluminum powder-coated frame, core material, all trim and feet • Acrylic upper segment is non-tackable and non-magnetic • Thermally-fused laminate is non-tackable and non-magnetic • Aluminum frame features powder-coated trim • Specify adjustable glide feet or non-adjustable flat/bridge feet • Non-powered; no wire management • Fully assembled; includes all trim • Slotting under upper trim accepts screen-hung accessories • Segmentation at 29" • Elevated base does not accept power	TFSMA4248	□□□□	□	□□	□□□□	□□□	78.0#	$ 1455
		TFSMA4848	□□□□	□	□□	□□□□	□□□	85.0#	1505
		TFSMA5448	□□□□	□	□□	□□□□	□□□	92.0#	1651
		TFSMA6048	□□□□	□	□□	□□□□	□□□	99.0#	1721
		TFSMA6648	□□□□	□	□□	□□□□	□□□	106.0#	1836
		TFSMA7248	□□□□	□	□□	□□□□	□□□	113.0#	1966
		TFSMA7848	□□□□	□	□□	□□□□	□□□	120.0#	1988
		TFSMA8448	□□□□	□	□□	□□□□	□□□	127.0#	2229
		TFSMA9048	□□□□	□	□□	□□□□	□□□	134.0#	2250
		TFSMA9648	□□□□	□	□□	□□□□	□□□	141.0#	2271
TFSMA	**Segmented Flex Screen with Thermally-Fused Laminate Lower, Acrylic Upper Core - 54" H**	TFSMA4254	□□□□	□	□□	□□□□	□□□	85.0#	$ 1594
		TFSMA4854	□□□□	□	□□	□□□□	□□□	93.0#	1651
		TFSMA5454	□□□□	□	□□	□□□□	□□□	101.0#	1825
		TFSMA6054	□□□□	□	□□	□□□□	□□□	109.0#	1895
		TFSMA6654	□□□□	□	□□	□□□□	□□□	117.0#	2054
		TFSMA7254	□□□□	□	□□	□□□□	□□□	125.0#	2125
		TFSMA7854	□□□□	□	□□	□□□□	□□□	133.0#	2281
		TFSMA8454	□□□□	□	□□	□□□□	□□□	141.0#	2530
		TFSMA9054	□□□□	□	□□	□□□□	□□□	149.0#	2552
		TFSMA9654	□□□□	□	□□	□□□□	□□□	157.0#	2575
TFSMA	**Segmented Flex Screen with Thermally-Fused Laminate Lower, Acrylic Upper Core - 60" H**	TFSMA4260	□□□□	□	□□	□□□□	□□□	92.0#	$ 1909
		TFSMA4860	□□□□	□	□□	□□□□	□□□	101.0#	1997
		TFSMA5460	□□□□	□	□□	□□□□	□□□	110.0#	2204
		TFSMA6060	□□□□	□	□□	□□□□	□□□	119.0#	2277
		TFSMA6660	□□□□	□	□□	□□□□	□□□	128.0#	2577
		TFSMA7260	□□□□	□	□□	□□□□	□□□	137.0#	2650
		TFSMA7860	□□□□	□	□□	□□□□	□□□	146.0#	2673
		TFSMA8460	□□□□	□	□□	□□□□	□□□	155.0#	3161
		TFSMA9060	□□□□	□	□□	□□□□	□□□	164.0#	3196
		TFSMA9660	□□□□	□	□□	□□□□	□□□	173.0#	3219
			Ⓐ	Ⓑ	Ⓒ	Ⓓ	Ⓔ	Ⓕ	

HOW TO ORDER

Indicate the following information on order form:
1. Quantity of each item.
2. Model number, including options. See "How To Build a Model Number".
3. Any special service required.

Note: • The □ indicates that a choice is required.
- The absence of the □ indicates that no choice is required.
- Alpha-numeric characters in place of □ indicate that no other alternatives are available.

HOW TO BUILD A MODEL NUMBER

Ⓐ Select basic model.

Ⓑ Select foot option.

FADJ	- Adjustable
FFLB	- Flat/Bridge

Ⓒ Select top cap style.

F	- Flat aluminum top cap (standard)
N	- No top cap (specify for use with toppers)

Ⓓ Select frame/trim color.
Refer to the **Product Color Options** page in this price list.

Ⓔ Select lower laminate color.
Refer to the **Product Color Options** page in this price list.

Ⓕ Select upper acrylic finish.
Refer to the **Product Color Options** page in this price list.

SPECIAL SERVICES

Special Carton Marking

With specially marked information	N/C

Shipping

Ships **assembled, FOB Manitowoc, WI 54220, freight prepaid.** Freight class 70.

Specifications and prices are subject to change without prior notice.

Tattoo™ Flex Screens

Segmented Flex Screen with Polyester Felt Lower, Magnetic Dry-Erasable Steel Upper Core

Tattoo™ Flex Screens

Segmented Flex Screen with Polyester Felt Lower, Magnetic Dry-Erasable Steel Upper Core

	MODEL	MODEL NUMBER Basic Model	Foot Option	Top Cap Style	Frame/Trim Color	Lower Polyester Felt Color	Approx. Packaged Weight	Delivered Pricing
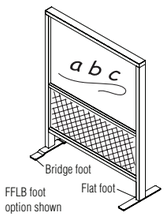 TFSZE	**Segmented Flex Screen with Polyester Felt Lower, Magnetic Dry-Erasable Steel Upper Core - 48" H** • Flex screen assembly includes aluminum powder-coated frame, core material, all trim, and feet • Magnetic dry-erasable steel upper segment • Polyester felt is pinnable and non-magnetic • Specify adjustable glide feet or non-adjustable flat/bridge feet • Non-powered; no wire management • Fully assembled; includes all trim • Slotting under upper trim accepts screen-hung accessories • Segmentation at 29" • Elevated base does not accept power	TFSZE4248	□□□□	□	□□	□□□□□	72.0#	$ 1390
		TFSZE4848	□□□□	□	□□	□□□□□	78.0#	1479
		TFSZE5448	□□□□	□	□□	□□□□□	84.0#	1642
		TFSZE6048	□□□□	□	□□	□□□□□	90.0#	1904
		TFSZE6648	□□□□	□	□□	□□□□□	96.0#	2018
		TFSZE7248	□□□□	□	□□	□□□□□	102.0#	2087
		TFSZE7848	□□□□	□	□□	□□□□□	108.0#	2153
		TFSZE8448	□□□□	□	□□	□□□□□	114.0#	2220
		TFSZE9048	□□□□	□	□□	□□□□□	120.0#	2241
		TFSZE9648	□□□□	□	□□	□□□□□	126.0#	2260
TFSZE	**Segmented Flex Screen with Polyester Felt Lower, Magnetic Dry-Erasable Steel Upper Core - 54" H**	TFSZE4254	□□□□	□	□□	□□□□□	78.0#	$ 1491
		TFSZE4854	□□□□	□	□□	□□□□□	84.0#	1567
		TFSZE5454	□□□□	□	□□	□□□□□	91.0#	1682
		TFSZE6054	□□□□	□	□□	□□□□□	98.0#	1946
		TFSZE6654	□□□□	□	□□	□□□□□	100.0#	2061
		TFSZE7254	□□□□	□	□□	□□□□□	111.0#	2130
		TFSZE7854	□□□□	□	□□	□□□□□	118.0#	2244
		TFSZE8454	□□□□	□	□□	□□□□□	125.0#	2264
		TFSZE9054	□□□□	□	□□	□□□□□	132.0#	2285
		TFSZE9654	□□□□	□	□□	□□□□□	138.0#	2307
TFSZE	**Segmented Flex Screen with Polyester Felt Lower, Magnetic Dry-Erasable Steel Upper Core - 60" H**	TFSZE4260	□□□□	□	□□	□□□□□	83.0#	$ 1927
		TFSZE4860	□□□□	□	□□	□□□□□	93.0#	1798
		TFSZE5460	□□□□	□	□□	□□□□□	98.0#	2056
		TFSZE6060	□□□□	□	□□	□□□□□	104.0#	2320
		TFSZE6660	□□□□	□	□□	□□□□□	108.0#	2484
		TFSZE7260	□□□□	□	□□	□□□□□	120.0#	2552
		TFSZE7860	□□□□	□	□□	□□□□□	128.0#	2762
		TFSZE8460	□□□□	□	□□	□□□□□	135.0#	2784
		TFSZE9060	□□□□	□	□□	□□□□□	143.0#	2805
		TFSZE9660	□□□□	□	□□	□□□□□	150.0#	2825
			Ⓐ	Ⓑ	Ⓒ	Ⓓ	Ⓔ	

HOW TO ORDER

Indicate the following information on order form:
1. Quantity of each item.
2. Model number, including options. See "How To Build a Model Number".
3. Any special service required.

Note: • The □ indicates that a choice is required.
- The absence of the □ indicates that no choice is required.
- Alpha-numeric characters in place of □ indicate that no other alternatives are available.

HOW TO BUILD A MODEL NUMBER

Ⓐ Select basic model.

Ⓑ Select foot option.

FADJ	- Adjustable
FFLB	- Flat/Bridge

Ⓒ Select top cap style.

F	- Flat aluminum top cap (standard)
N	- No top cap (specify for use with toppers)

Ⓓ Select frame/trim color.
Refer to the **Product Color Options** page in this price list.

Ⓔ Select lower polyester felt color.
Refer to the **Product Color Options** page in this price list.

SPECIAL SERVICES

Special Carton Marking

With specially marked information N/C

Shipping

Ships **assembled, FOB Manitowoc, WI 54220, freight prepaid.** Freight class 70.

Specifications and prices are subject to change without prior notice.

Tattoo™ Flex Screens

Segmented Flex Screen with Polyester Felt Lower and Thermally-Fused Laminate Upper Core

Tattoo™ Flex Screens

Segmented Flex Screen with Polyester Felt Lower and Thermally-Fused Laminate Upper Core

	MODEL	MODEL NUMBER Basic Model	Foot Option	Top Cap Style	Frame/Trim Color	Lower Polyester Felt Color	Upper Laminate Color	Approx. Packaged Weight	Delivered Pricing
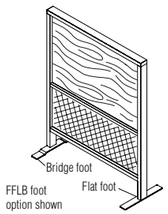 TFSZM	**Segmented Flex Screen with Polyester Felt Lower and Thermally-Fused Laminate Upper Core - 48" H** • Flex screen assembly includes aluminum powder-coated frame, core material, all trim, and feet • Thermally-fused laminate is non-tackable and non-magnetic • Polyester felt is pinnable and non-magnetic • Specify adjustable glide feet or non-adjustable flat/bridge feet • Non-powered; no wire management • Fully assembled; includes all trim • Slotting under upper trim accepts screen-hung accessories • Segmentation at 29" • Elevated base does not accept power	TFSZM4248	□□□□	□	□□	□□□□□	□□□□	72.0#	$ 1309
		TFSZM4848	□□□□	□	□□	□□□□□	□□□□	78.0#	1403
		TFSZM5448	□□□□	□	□□	□□□□□	□□□□	84.0#	1497
		TFSZM6048	□□□□	□	□□	□□□□□	□□□□	90.0#	1760
		TFSZM6648	□□□□	□	□□	□□□□□	□□□□	96.0#	1829
		TFSZM7248	□□□□	□	□□	□□□□□	□□□□	102.0#	1897
		TFSZM7848	□□□□	□	□□	□□□□□	□□□□	108.0#	1917
		TFSZM8448	□□□□	□	□□	□□□□□	□□□□	114.0#	1936
		TFSZM9048	□□□□	□	□□	□□□□□	□□□□	120.0#	1957
		TFSZM9648	□□□□	□	□□	□□□□□	□□□□	126.0#	1977
TFSZM	**Segmented Flex Screen with Polyester Felt Lower and Thermally-Fused Laminate Upper Core - 54" H**	TFSZM4254	□□□□	□	□□	□□□□□	□□□□	78.0#	$ 1346
		TFSZM4854	□□□□	□	□□	□□□□□	□□□□	84.0#	1456
		TFSZM5454	□□□□	□	□□	□□□□□	□□□□	91.0#	1565
		TFSZM6054	□□□□	□	□□	□□□□□	□□□□	98.0#	1828
		TFSZM6654	□□□□	□	□□	□□□□□	□□□□	100.0#	1898
		TFSZM7254	□□□□	□	□□	□□□□□	□□□□	111.0#	1966
		TFSZM7854	□□□□	□	□□	□□□□□	□□□□	118.0#	1987
		TFSZM8454	□□□□	□	□□	□□□□□	□□□□	125.0#	2007
		TFSZM9054	□□□□	□	□□	□□□□□	□□□□	132.0#	2028
		TFSZM9654	□□□□	□	□□	□□□□□	□□□□	138.0#	2048
TFSZM	**Segmented Flex Screen with Polyester Felt Lower and Thermally-Fused Laminate Upper Core - 60" H**	TFSZM4260	□□□□	□	□□	□□□□□	□□□□	83.0#	$ 1477
		TFSZM4860	□□□□	□	□□	□□□□□	□□□□	93.0#	1595
		TFSZM5460	□□□□	□	□□	□□□□□	□□□□	98.0#	1704
		TFSZM6060	□□□□	□	□□	□□□□□	□□□□	104.0#	1967
		TFSZM6660	□□□□	□	□□	□□□□□	□□□□	108.0#	2038
		TFSZM7260	□□□□	□	□□	□□□□□	□□□□	120.0#	2107
		TFSZM7860	□□□□	□	□□	□□□□□	□□□□	128.0#	2128
		TFSZM8460	□□□□	□	□□	□□□□□	□□□□	135.0#	2150
		TFSZM9060	□□□□	□	□□	□□□□□	□□□□	143.0#	2169
		TFSZM9660	□□□□	□	□□	□□□□□	□□□□	150.0#	2191
			Ⓐ	Ⓑ	Ⓒ	Ⓓ	Ⓔ	Ⓕ	

HOW TO ORDER

Indicate the following information on order form:
1. Quantity of each item.
2. Model number, including options. See "How To Build a Model Number".
3. Any special service required.

Note: • The □ indicates that a choice is required.
- The absence of the □ indicates that no choice is required.
- Alpha-numeric characters in place of □ indicate that no other alternatives are available.

HOW TO BUILD A MODEL NUMBER

Ⓐ Select basic model.

Ⓑ Select foot option.

FADJ	- Adjustable
FFLB	- Flat/Bridge

Ⓒ Select top cap style.

F	- Flat aluminum top cap (standard)
N	- No top cap (specify for use with toppers)

Ⓓ Select frame/trim color.
Refer to the **Product Color Options** page in this price list.

Ⓔ Select lower polyester felt color.
Refer to the **Product Color Options** page in this price list.

Ⓕ Select upper laminate.
Refer to the **Product Color Options** page in this price list.

SPECIAL SERVICES

Special Carton Marking

With specially marked information	N/C

Shipping

Ships **assembled, FOB Manitowoc, WI 54220, freight prepaid.** Freight class 70.

Specifications and prices are subject to change without prior notice.

Tattoo™ Flex Screens

Segmented Flex Screen with Polyester Felt Lower and Upper Core

Tattoo™ Flex Screens

Segmented Flex Screen with Polyester Felt Lower and Upper Core

	MODEL	MODEL NUMBER: Basic Model	Foot Option	Top Cap Style	Frame/Trim Color	Lower Polyester Felt Color	Upper Polyester Felt Color	Approx. Packaged Weight	Delivered Pricing
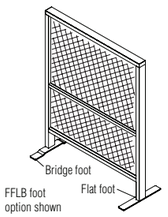 TFSZZ	**Segmented Flex Screen with Polyester Felt Lower and Upper Core - 48" H** • Flex screen assembly includes aluminum powder-coated frame, core material, all trim, and feet • Polyester felt is pinnable and non-magnetic • Specify adjustable glide feet or non-adjustable flat/bridge feet • Non-powered; no wire management • Fully assembled; includes all trim • Slotting under upper trim accepts screen-hung accessories • Segmentation at 29" • Elevated base does not accept power	TFSZZ4248	□□□□	□	□□	□□□□□	□□□□□	54.0#	$ 1380
		TFSZZ4848	□□□□	□	□□	□□□□□	□□□□□	57.0#	1480
		TFSZZ5448	□□□□	□	□□	□□□□□	□□□□□	61.0#	1622
		TFSZZ6048	□□□□	□	□□	□□□□□	□□□□□	64.0#	2079
		TFSZZ6648	□□□□	□	□□	□□□□□	□□□□□	67.0#	2148
		TFSZZ7248	□□□□	□	□□	□□□□□	□□□□□	71.0#	2216
		TFSZZ7848	□□□□	□	□□	□□□□□	□□□□□	75.0#	2234
		TFSZZ8448	□□□□	□	□□	□□□□□	□□□□□	81.0#	2256
		TFSZZ9048	□□□□	□	□□	□□□□□	□□□□□	82.0#	2274
		TFSZZ9648	□□□□	□	□□	□□□□□	□□□□□	85.0#	2294
TFSZZ	**Segmented Flex Screen with Polyester Felt Lower and Upper Core - 54" H**	TFSZZ4254	□□□□	□	□□	□□□□□	□□□□□	57.0#	$ 1492
		TFSZZ4854	□□□□	□	□□	□□□□□	□□□□□	61.0#	1594
		TFSZZ5454	□□□□	□	□□	□□□□□	□□□□□	65.0#	1663
		TFSZZ6054	□□□□	□	□□	□□□□□	□□□□□	69.0#	2120
		TFSZZ6654	□□□□	□	□□	□□□□□	□□□□□	73.0#	2189
		TFSZZ7254	□□□□	□	□□	□□□□□	□□□□□	77.0#	2258
		TFSZZ7854	□□□□	□	□□	□□□□□	□□□□□	81.0#	2278
		TFSZZ8454	□□□□	□	□□	□□□□□	□□□□□	85.0#	2300
		TFSZZ9054	□□□□	□	□□	□□□□□	□□□□□	89.0#	2320
		TFSZZ9654	□□□□	□	□□	□□□□□	□□□□□	93.0#	2340
TFSZZ	**Segmented Flex Screen with Polyester Felt Lower and Upper Core - 60" H**	TFSZZ4260	□□□□	□	□□	□□□□□	□□□□□	61.0#	$ 1716
		TFSZZ4860	□□□□	□	□□	□□□□□	□□□□□	65.0#	1797
		TFSZZ5460	□□□□	□	□□	□□□□□	□□□□□	70.0#	1997
		TFSZZ6060	□□□□	□	□□	□□□□□	□□□□□	74.0#	2625
		TFSZZ6660	□□□□	□	□□	□□□□□	□□□□□	79.0#	2696
		TFSZZ7260	□□□□	□	□□	□□□□□	□□□□□	83.0#	2766
		TFSZZ7860	□□□□	□	□□	□□□□□	□□□□□	88.0#	2786
		TFSZZ8460	□□□□	□	□□	□□□□□	□□□□□	92.0#	2808
		TFSZZ9060	□□□□	□	□□	□□□□□	□□□□□	97.0#	2828
		TFSZZ9660	□□□□	□	□□	□□□□□	□□□□□	101.0#	2849
			Ⓐ	Ⓑ	Ⓒ	Ⓓ	Ⓔ	Ⓕ	

HOW TO ORDER

Indicate the following information on order form:
1. Quantity of each item.
2. Model number, including options. See "How To Build a Model Number".
3. Any special service required.

Note: • The □ indicates that a choice is required.
- The absence of the □ indicates that no choice is required.
- Alpha-numeric characters in place of □ indicate that no other alternatives are available.

HOW TO BUILD A MODEL NUMBER

Ⓐ Select basic model.

Ⓑ Select foot option.

FADJ	- Adjustable
FFLB	- Flat/Bridge

Ⓒ Select top cap style.

F	- Flat aluminum top cap (standard)
N	- No top cap (specify for use with toppers)

Ⓓ Select frame/trim color.
Refer to the **Product Color Options** page in this price list.

Ⓔ Select lower polyester felt color.
Refer to the **Product Color Options** page in this price list.

Ⓕ Select upper polyester felt color.
Refer to the **Product Color Options** page in this price list.

SPECIAL SERVICES

Special Carton Marking

With specially marked information	N/C

Shipping

Ships **assembled, FOB Manitowoc, WI 54220, freight prepaid.** Freight class 70.

Specifications and prices are subject to change without prior notice.

Tattoo™ Flex Screens

Segmented Flex Screen with Polyester Felt Lower, Fabric Upper Core

Tattoo™ Flex Screens

Segmented Flex Screen with Polyester Felt Lower, Fabric Upper Core

	MODEL	MODEL NUMBER Basic Model	Foot Option	Top Cap Style	Frame/Trim Color	Lower Polyester Felt Color	Upper Fabric Color	Approx. Packaged Weight	Delivered Pricing Fabric Grade 1 & C.O.M.	Delivered Pricing Fabric Grade 2	Delivered Pricing Fabric Grade 3 & Pallas Vertical Fabric Grade PV	Delivered Pricing Pallas Vertical Fabric Grade PV1	Delivered Pricing Pallas Vertical Fabric Grade PV2
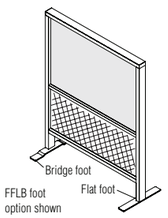 TFSZF	**Segmented Flex Screen with Polyester Felt Lower, Fabric Upper Core - 48" H** • Flex screen assembly includes aluminum powder-coated frame, core material, all trim, and feet • Upper segment features identical tackable fabric core on both sides, fabric pattern is railroaded • Polyester felt is pinnable and non-magnetic • Specify adjustable glide feet or non-adjustable flat/bridge feet • Non-powered; no wire management • Fully assembled; includes all trim • Slotting under upper trim accepts screen-hung accessories • Segmentation at 29" • Elevated base does not accept power	TFSZF4248	□□□□	□	□□	□□□□□	□□□□□	54.0#	$ 1483	$ 1514	$ 1544	$ 1557	$ 1617
		TFSZF4848	□□□□	□	□□	□□□□□	□□□□□	57.0#	1560	1591	1623	1637	1699
		TFSZF5448	□□□□	□	□□	□□□□□	□□□□□	61.0#	1628	1659	1694	1709	1775
		TFSZF6048	□□□□	□	□□	□□□□□	□□□□□	64.0#	1933	1972	2009	2029	2107
		TFSZF6648	□□□□	□	□□	□□□□□	□□□□□	67.0#	2054	2093	2135	2156	2237
		TFSZF7248	□□□□	□	□□	□□□□□	□□□□□	71.0#	2122	2163	2206	2228	2312
		TFSZF7848	□□□□	□	□□	□□□□□	□□□□□	75.0#	2182	2227	2270	2291	2380
		TFSZF8448	□□□□	□	□□	□□□□□	□□□□□	81.0#	2208	2251	2295	2317	2406
		TFSZF9048	□□□□	□	□□	□□□□□	□□□□□	82.0#	2269	2314	2361	2382	2473
		TFSZF9648	□□□□	□	□□	□□□□□	□□□□□	85.0#	2289	2335	2381	2404	2495
TFSZF	**Segmented Flex Screen with Polyester Felt Lower, Fabric Upper Core - 54"H**	TFSZF4254	□□□□	□	□□	□□□□□	□□□□□	57.0#	$ 1513	$ 1543	$ 1573	$ 1588	$ 1648
		TFSZF4854	□□□□	□	□□	□□□□□	□□□□□	61.0#	1601	1632	1665	1681	1745
		TFSZF5454	□□□□	□	□□	□□□□□	□□□□□	65.0#	1669	1703	1735	1753	1819
		TFSZF6054	□□□□	□	□□	□□□□□	□□□□□	69.0#	1975	2014	2054	2073	2152
		TFSZF6654	□□□□	□	□□	□□□□□	□□□□□	73.0#	2095	2137	2179	2201	2284
		TFSZF7254	□□□□	□	□□	□□□□□	□□□□□	77.0#	2163	2207	2250	2272	2360
		TFSZF7854	□□□□	□	□□	□□□□□	□□□□□	81.0#	2227	2270	2314	2338	2428
		TFSZF8454	□□□□	□	□□	□□□□□	□□□□□	85.0#	2251	2297	2341	2364	2455
		TFSZF9054	□□□□	□	□□	□□□□□	□□□□□	89.0#	2313	2361	2406	2430	2522
		TFSZF9654	□□□□	□	□□	□□□□□	□□□□□	93.0#	2335	2381	2429	2450	2544
TFSZF	**Segmented Flex Screen with Polyester Felt Lower, Fabric Upper Core - 60" H**	TFSZF4260	□□□□	□	□□	□□□□□	□□□□□	61.0#	$ 1709	$ 1745	$ 1778	$ 1796	$ 1864
		TFSZF4860	□□□□	□	□□	□□□□□	□□□□□	65.0#	1785	1820	1856	1874	1946
		TFSZF5460	□□□□	□	□□	□□□□□	□□□□□	70.0#	1855	1891	1928	1948	2021
		TFSZF6060	□□□□	□	□□	□□□□□	□□□□□	74.0#	2160	2203	2246	2268	2354
		TFSZF6660	□□□□	□	□□	□□□□□	□□□□□	79.0#	2329	2377	2421	2445	2539
		TFSZF7260	□□□□	□	□□	□□□□□	□□□□□	83.0#	2398	2446	2493	2517	2614
		TFSZF7860	□□□□	□	□□	□□□□□	□□□□□	88.0#	2461	2511	2560	2584	2684
		TFSZF8460	□□□□	□	□□	□□□□□	□□□□□	92.0#	2488	2537	2586	2612	2712
		TFSZF9060	□□□□	□	□□	□□□□□	□□□□□	97.0#	2550	2602	2652	2677	2779
		TFSZF9660	□□□□	□	□□	□□□□□	□□□□□	101.0#	2571	2623	2674	2700	2802
			Ⓐ	Ⓑ	Ⓒ	Ⓓ	Ⓔ	Ⓕ					

HOW TO ORDER

Indicate the following information on order form:
1. Quantity of each item.
2. Model number, including options. See "How To Build a Model Number".
3. Any special service required.

Note: • The □ indicates that a choice is required.
- The absence of the □ indicates that no choice is required.
- Alpha-numeric characters in place of □ indicate that no other alternatives are available.

HOW TO BUILD A MODEL NUMBER

Ⓐ Select basic model.

Ⓑ Select foot option.

FADJ	- Adjustable
FFLB	- Flat/Bridge

Ⓒ Select top cap style.

F	- Flat aluminum top cap (standard)
N	- No top cap (specify for use with toppers)

Ⓓ Select frame/trim color.
Refer to the **Product Color Options** page in this price list.

Ⓔ Select lower polyester felt color.
Refer to the **Product Color Options** page in this price list.

Ⓕ Select upper fabric color.
Refer to **ki.com/fabrics**

SPECIAL SERVICES

Special Carton Marking

With specially marked information	N/C

Shipping

Ships **assembled, FOB Manitowoc, WI 54220, freight prepaid.** Freight class 70.

Specifications and prices are subject to change without prior notice.

Tattoo™ Flex Screens

Segmented Flex Screen with Polyester Felt Lower, Fluted Polycarbonate Upper Core

Tattoo™ Flex Screens

Segmented Flex Screen with Polyester Felt Lower, Fluted Polycarbonate Upper Core

	MODEL	MODEL NUMBER Basic Model	Foot Option	Top Cap Style	Frame/Trim Color	Lower Polyester Felt Color	Approx. Packaged Weight	Delivered Pricing
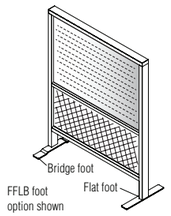 TFSZP	**Segmented Flex Screen with Polyester Felt Lower, Fluted Polycarbonate Upper Core - 48" H** • Flex screen assembly includes aluminum powder-coated frame, core material, all trim, and feet • Non-magnetic fluted polycarbonate upper segment • Polyester felt is pinnable and non-magnetic • Specify adjustable glide feet or non-adjustable flat/bridge feet • Non-powered; no wire management • Fully assembled; includes all trim • Slotting under upper trim accepts screen-hung accessories • Segmentation at 29" • Elevated base does not accept power • Fluting runs horizontal	TFSZP4248	□□□□	□	□□	□□□□□	54.0#	$ 1449
		TFSZP4848	□□□□	□	□□	□□□□□	57.0#	1548
		TFSZP5448	□□□□	□	□□	□□□□□	61.0#	1642
		TFSZP6048	□□□□	□	□□	□□□□□	64.0#	1928
		TFSZP6648	□□□□	□	□□	□□□□□	67.0#	2022
		TFSZP7248	□□□□	□	□□	□□□□□	71.0#	2115
		TFSZP7848	□□□□	□	□□	□□□□□	75.0#	2160
		TFSZP8448	□□□□	□	□□	□□□□□	81.0#	2204
		TFSZP9048	□□□□	□	□□	□□□□□	82.0#	2249
		TFSZP9648	□□□□	□	□□	□□□□□	85.0#	2293
TFSZP	**Segmented Flex Screen with Polyester Felt Lower, Fluted Polycarbonate Upper Core - 54" H**	TFSZP4254	□□□□	□	□□	□□□□□	57.0#	$ 1500
		TFSZP4854	□□□□	□	□□	□□□□□	61.0#	1590
		TFSZP5454	□□□□	□	□□	□□□□□	65.0#	1682
		TFSZP6054	□□□□	□	□□	□□□□□	69.0#	1971
		TFSZP6654	□□□□	□	□□	□□□□□	73.0#	2065
		TFSZP7254	□□□□	□	□□	□□□□□	77.0#	2157
		TFSZP7854	□□□□	□	□□	□□□□□	81.0#	2203
		TFSZP8454	□□□□	□	□□	□□□□□	85.0#	2247
		TFSZP9054	□□□□	□	□□	□□□□□	89.0#	2293
		TFSZP9654	□□□□	□	□□	□□□□□	93.0#	2339
TFSZP	**Segmented Flex Screen with Polyester Felt Lower, Fluted Polycarbonate Upper Core - 60" H**	TFSZP4260	□□□□	□	□□	□□□□□	61.0#	$ 1601
		TFSZP4860	□□□□	□	□□	□□□□□	65.0#	1726
		TFSZP5460	□□□□	□	□□	□□□□□	70.0#	1820
		TFSZP6060	□□□□	□	□□	□□□□□	74.0#	2109
		TFSZP6660	□□□□	□	□□	□□□□□	79.0#	2204
		TFSZP7260	□□□□	□	□□	□□□□□	83.0#	2298
		TFSZP7860	□□□□	□	□□	□□□□□	88.0#	2343
		TFSZP8460	□□□□	□	□□	□□□□□	92.0#	2390
		TFSZP9060	□□□□	□	□□	□□□□□	97.0#	2435
		TFSZP9660	□□□□	□	□□	□□□□□	101.0#	2482
			Ⓐ	Ⓑ	Ⓒ	Ⓓ	Ⓔ	

HOW TO ORDER

Indicate the following information on order form:
1. Quantity of each item.
2. Model number, including options. See "How To Build a Model Number".
3. Any special service required.

Note: • The □ indicates that a choice is required.
- The absence of the □ indicates that no choice is required.
- Alpha-numeric characters in place of □ indicate that no other alternatives are available.

HOW TO BUILD A MODEL NUMBER

Ⓐ Select basic model.

Ⓑ Select foot option.

FADJ	- Adjustable
FFLB	- Flat/Bridge

Ⓒ Select top cap style.

F	- Flat aluminum top cap (standard)
N	- No top cap (specify for use with toppers)

Ⓓ Select frame/trim color.
Refer to the **Product Color Options** page in this price list.

Ⓔ Select lower polyester felt color.
Refer to the **Product Color Options** page in this price list.

SPECIAL SERVICES

Special Carton Marking

With specially marked information	N/C

Shipping

Ships **assembled, FOB Manitowoc, WI 54220, freight prepaid.** Freight class 70.

Specifications and prices are subject to change without prior notice.

Tattoo™ Flex Screens

Segmented Flex Screen with Polyester Felt Lower, Acrylic Upper Core

Tattoo™ Flex Screens

Segmented Flex Screen with Polyester Felt Lower, Acrylic Upper Core

	MODEL	MODEL NUMBER							
		Basic Model	Foot Option	Top Cap Style	Frame/Trim Color	Lower Polyester Felt Color	Upper Acrylic Finish	Approx. Packaged Weight	Delivered Pricing
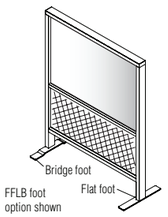 TFSZA	**Segmented Flex Screen with Polyester Felt Lower, Acrylic Upper Core - 48" H** • Flex screen assembly includes aluminum powder-coated frame, core material, all trim, and feet • Non-magnetic acrylic core upper • Polyester felt is pinnable and non-magnetic • Specify adjustable glide feet or non-adjustable flat/bridge feet • Non-powered; no wire management • Fully assembled; includes all trim • Slotting under upper trim accepts screen-hung accessories • Segmentation at 29" • Elevated base does not accept power	TFSZA4248	☐☐☐☐	☐	☐☐	☐☐☐☐☐	☐☐☐	72.0#	$ 1542
		TFSZA4848	☐☐☐☐	☐	☐☐	☐☐☐☐☐	☐☐☐	78.0#	1643
		TFSZA5448	☐☐☐☐	☐	☐☐	☐☐☐☐☐	☐☐☐	84.0#	1748
		TFSZA6048	☐☐☐☐	☐	☐☐	☐☐☐☐☐	☐☐☐	90.0#	2011
		TFSZA6648	☐☐☐☐	☐	☐☐	☐☐☐☐☐	☐☐☐	96.0#	2127
		TFSZA7248	☐☐☐☐	☐	☐☐	☐☐☐☐☐	☐☐☐	102.0#	2259
		TFSZA7848	☐☐☐☐	☐	☐☐	☐☐☐☐☐	☐☐☐	108.0#	2280
		TFSZA8448	☐☐☐☐	☐	☐☐	☐☐☐☐☐	☐☐☐	114.0#	2520
		TFSZA9048	☐☐☐☐	☐	☐☐	☐☐☐☐☐	☐☐☐	120.0#	2542
		TFSZA9648	☐☐☐☐	☐	☐☐	☐☐☐☐☐	☐☐☐	126.0#	2564
TFSZA	**Segmented Flex Screen with Polyester Felt Lower, Acrylic Upper Core - 54" H**	TFSZA4254	☐☐☐☐	☐	☐☐	☐☐☐☐☐	☐☐☐	78.0#	$ 1665
		TFSZA4854	☐☐☐☐	☐	☐☐	☐☐☐☐☐	☐☐☐	84.0#	1787
		TFSZA5454	☐☐☐☐	☐	☐☐	☐☐☐☐☐	☐☐☐	91.0#	1921
		TFSZA6054	☐☐☐☐	☐	☐☐	☐☐☐☐☐	☐☐☐	98.0#	2186
		TFSZA6654	☐☐☐☐	☐	☐☐	☐☐☐☐☐	☐☐☐	100.0#	2344
		TFSZA7254	☐☐☐☐	☐	☐☐	☐☐☐☐☐	☐☐☐	111.0#	2415
		TFSZA7854	☐☐☐☐	☐	☐☐	☐☐☐☐☐	☐☐☐	118.0#	2572
		TFSZA8454	☐☐☐☐	☐	☐☐	☐☐☐☐☐	☐☐☐	125.0#	2821
		TFSZA9054	☐☐☐☐	☐	☐☐	☐☐☐☐☐	☐☐☐	132.0#	2844
		TFSZA9654	☐☐☐☐	☐	☐☐	☐☐☐☐☐	☐☐☐	138.0#	2866
TFSZA	**Segmented Flex Screen with Polyester Felt Lower, Acrylic Upper Core - 60" H**	TFSZA4260	☐☐☐☐	☐	☐☐	☐☐☐☐☐	☐☐☐	83.0#	$ 1997
		TFSZA4860	☐☐☐☐	☐	☐☐	☐☐☐☐☐	☐☐☐	93.0#	2093
		TFSZA5460	☐☐☐☐	☐	☐☐	☐☐☐☐☐	☐☐☐	98.0#	2302
		TFSZA6060	☐☐☐☐	☐	☐☐	☐☐☐☐☐	☐☐☐	104.0#	2567
		TFSZA6660	☐☐☐☐	☐	☐☐	☐☐☐☐☐	☐☐☐	108.0#	2869
		TFSZA7260	☐☐☐☐	☐	☐☐	☐☐☐☐☐	☐☐☐	120.0#	2942
		TFSZA7860	☐☐☐☐	☐	☐☐	☐☐☐☐☐	☐☐☐	128.0#	2966
		TFSZA8460	☐☐☐☐	☐	☐☐	☐☐☐☐☐	☐☐☐	135.0#	3453
		TFSZA9060	☐☐☐☐	☐	☐☐	☐☐☐☐☐	☐☐☐	143.0#	3479
		TFSZA9660	☐☐☐☐	☐	☐☐	☐☐☐☐☐	☐☐☐	150.0#	3503
		Ⓐ	Ⓑ	Ⓒ	Ⓓ	Ⓔ	Ⓕ		

HOW TO ORDER

Indicate the following information on order form:
1. Quantity of each item.
2. Model number, including options. See "How To Build a Model Number".
3. Any special service required.

Note: • The ☐ indicates that a choice is required.
- The absence of the ☐ indicates that no choice is required.
- Alpha-numeric characters in place of ☐ indicate that no other alternatives are available.

HOW TO BUILD A MODEL NUMBER

Ⓐ Select basic model.

Ⓑ Select foot option.

FADJ	- Adjustable
FFLB	- Flat/Bridge

Ⓒ Select top cap style.

F	- Flat aluminum top cap (standard)
N	- No top cap (specify for use with toppers)

Ⓓ Select frame/trim color.
Refer to the **Product Color Options** page in this price list.

Ⓔ Select lower polyester felt color.
Refer to the **Product Color Options** page in this price list.

Ⓕ Select upper acrylic finish.
Refer to the **Product Color Options** page in this price list.

SPECIAL SERVICES

Special Carton Marking

With specially marked information N/C

Shipping

Ships **assembled, FOB Manitowoc, WI 54220, freight prepaid.** Freight class 70.

Specifications and prices are subject to change without prior notice.

Tattoo™ Flex Screens

Segmented Flex Screen with Fabric Lower, Magnetic Dry-Erasable Steel Upper Core

Tattoo™ Flex Screens

Segmented Flex Screen with Fabric Lower, Magnetic Dry-Erasable Steel Upper Core

	MODEL	MODEL NUMBER Basic Model	Foot Option	Top Cap Style	Frame/Trim Color	Lower Fabric Color	Approx. Packaged Weight	Delivered Pricing Fabric Grade 1 & C.O.M.	Delivered Pricing Fabric Grade 2	Delivered Pricing Fabric Grade 3 & Pallas Vertical Fabric Grade PV	Delivered Pricing Pallas Vertical Fabric Grade PV1	Delivered Pricing Pallas Vertical Fabric Grade PV2
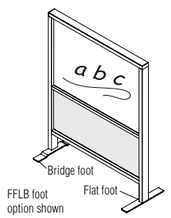 TFSFE	**Segmented Flex Screen with Fabric Lower, Magnetic Dry-Erasable Steel Upper Core - 48" H** • Flex screen assembly includes aluminum powder-coated frame, core material, all trim, and feet • Upper segment features dry-erasable magnetic steel • Lower segment features identical tackable fabric core on both sides, fabric pattern is railroaded • Specify adjustable glide feet or non-adjustable flat/bridge feet • Non-powered; no wire management • Fully assembled; includes all trim • Slotting under upper trim accepts screen-hung accessories • Segmentation at 29" • Elevated base does not accept power	TFSFE4248	□□□□	□	□□	□□□□□	72.0#	$ 1319	$ 1345	$ 1372	$ 1385	$ 1437
		TFSFE4848	□□□□	□	□□	□□□□□	78.0#	1358	1386	1413	1426	1481
		TFSFE5448	□□□□	□	□□	□□□□□	84.0#	1513	1542	1572	1586	1648
		TFSFE6048	□□□□	□	□□	□□□□□	90.0#	1575	1607	1639	1654	1718
		TFSFE6648	□□□□	□	□□	□□□□□	96.0#	1752	1787	1823	1839	1909
		TFSFE7248	□□□□	□	□□	□□□□□	102.0#	1817	1853	1888	1907	1979
		TFSFE7848	□□□□	□	□□	□□□□□	108.0#	1945	1981	2021	2040	2118
		TFSFE8448	□□□□	□	□□	□□□□□	114.0#	1967	2007	2046	2066	2143
		TFSFE9048	□□□□	□	□□	□□□□□	120.0#	1986	2026	2066	2085	2165
		TFSFE9648	□□□□	□	□□	□□□□□	126.0#	2025	2065	2106	2126	2207
TFSFE	**Segmented Flex Screen with Fabric Lower, Magnetic Dry-Erasable Steel Upper Core - 54"H**	TFSFE4254	□□□□	□	□□	□□□□□	78.0#	$ 1330	$ 1356	$ 1383	$ 1396	$ 1450
		TFSFE4854	□□□□	□	□□	□□□□□	84.0#	1441	1470	1497	1514	1571
		TFSFE5454	□□□□	□	□□	□□□□□	91.0#	1550	1581	1612	1627	1691
		TFSFE6054	□□□□	□	□□	□□□□□	102.0#	1615	1646	1679	1696	1759
		TFSFE6654	□□□□	□	□□	□□□□□	107.0#	1792	1828	1864	1881	1952
		TFSFE7254	□□□□	□	□□	□□□□□	111.0#	1856	1895	1931	1950	2025
		TFSFE7854	□□□□	□	□□	□□□□□	118.0#	1985	2025	2062	2083	2162
		TFSFE8454	□□□□	□	□□	□□□□□	125.0#	2008	2049	2089	2109	2190
		TFSFE9054	□□□□	□	□□	□□□□□	132.0#	2028	2068	2109	2129	2210
		TFSFE9654	□□□□	□	□□	□□□□□	138.0#	2067	2109	2150	2169	2254
TFSFE	**Segmented Flex Screen with Fabric Lower, Magnetic Dry-Erasable Steel Upper Core - 60" H**	TFSFE4260	□□□□	□	□□	□□□□□	83.0#	$ 1462	$ 1491	$ 1520	$ 1534	$ 1594
		TFSFE4860	□□□□	□	□□	□□□□□	90.0#	1658	1693	1725	1743	1807
		TFSFE5460	□□□□	□	□□	□□□□□	102.0#	1901	1939	1978	1998	2073
		TFSFE6060	□□□□	□	□□	□□□□□	105.0#	1966	2006	2046	2066	2143
		TFSFE6660	□□□□	□	□□	□□□□□	108.0#	2189	2233	2277	2298	2270
		TFSFE7260	□□□□	□	□□	□□□□□	120.0#	2256	2300	2344	2367	2458
		TFSFE7860	□□□□	□	□□	□□□□□	128.0#	2471	2520	2570	2595	2693
		TFSFE8460	□□□□	□	□□	□□□□□	135.0#	2496	2546	2596	2621	2721
		TFSFE9060	□□□□	□	□□	□□□□□	143.0#	2516	2566	2617	2643	2743
		TFSFE9660	□□□□	□	□□	□□□□□	150.0#	2556	2607	2658	2685	2786
			Ⓐ	Ⓑ	Ⓒ	Ⓓ	Ⓔ					

HOW TO ORDER

Indicate the following information on order form:
1. Quantity of each item.
2. Model number, including options. See "How To Build a Model Number".
3. Any special service required.

Note: • The □ indicates that a choice is required.
- The absence of the □ indicates that no choice is required.
- Alpha-numeric characters in place of □ indicate that no other alternatives are available.

HOW TO BUILD A MODEL NUMBER

Ⓐ Select basic model.

Ⓑ Select foot option.

FADJ	- Adjustable
FFLB	- Flat/Bridge

Ⓒ Select top cap style.

F	- Flat aluminum top cap (standard)
N	- No top cap (specify for use with toppers)

Ⓓ Select frame/trim color.
Refer to the **Product Color Options** page in this price list.

Ⓔ Select lower fabric color.
Refer to **ki.com/fabrics**

SPECIAL SERVICES

Special Carton Marking

With specially marked information	N/C

Shipping

Ships **assembled, FOB Manitowoc, WI 54220, freight prepaid.** Freight class 70.

Specifications and prices are subject to change without prior notice.

Tattoo™ Flex Screens

Segmented Flex Screen with Fabric Lower, Thermally-Fused Laminate Upper Core

Tattoo™ Flex Screens

Segmented Flex Screen with Fabric Lower, Thermally-Fused Laminate Upper Core

	MODEL	MODEL NUMBER Basic Model	Foot Option	Top Cap Style	Frame/Trim Color	Lower Fabric Color	Upper Laminate Color	Approx. Packaged Weight	Delivered Pricing Fabric Grade 1 & C.O.M.	Delivered Pricing Fabric Grade 2	Delivered Pricing Fabric Grade 3 & Pallas Vertical Fabric Grade PV	Delivered Pricing Pallas Vertical Fabric Grade PV1	Delivered Pricing Pallas Vertical Fabric Grade PV2
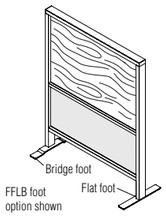 TFSFM	**Segmented Flex Screen with Fabric Lower, Thermally-Fused Laminate Upper Core - 48" H** • Flex screen assembly includes aluminum powder-coated frame, core material, all trim, and feet • Upper segment features non-magnetic thermally-fused laminate on both sides • Lower segment features identical tackable fabric core on both sides, fabric pattern is railroaded • Specify adjustable glide feet or non-adjustable flat/bridge feet • Non-powered; no wire management • Fully assembled; includes all trim • Slotting under upper trim accepts screen-hung accessories • Segmentation at 29" • Elevated base does not accept power	TFSFM4248	□□□□	□	□□	□□□□□	□□□□	54.0#	$ 1223	$ 1248	$ 1273	$ 1285	$ 1334
		TFSFM4848	□□□□	□	□□	□□□□□	□□□□	57.0#	1288	1314	1340	1352	1403
		TFSFM5448	□□□□	□	□□	□□□□□	□□□□	61.0#	1376	1403	1431	1446	1501
		TFSFM6048	□□□□	□	□□	□□□□□	□□□□	64.0#	1441	1470	1500	1514	1571
		TFSFM6648	□□□□	□	□□	□□□□□	□□□□	67.0#	1573	1604	1636	1652	1716
		TFSFM7248	□□□□	□	□□	□□□□□	□□□□	71.0#	1637	1671	1703	1719	1785
		TFSFM7848	□□□□	□	□□	□□□□□	□□□□	75.0#	1676	1708	1744	1759	1827
		TFSFM8448	□□□□	□	□□	□□□□□	□□□□	81.0#	1699	1734	1767	1785	1853
		TFSFM9048	□□□□	□	□□	□□□□□	□□□□	82.0#	1719	1753	1787	1804	1873
		TFSFM9648	□□□□	□	□□	□□□□□	□□□□	85.0#	1757	1792	1827	1845	1914
TFSFM	**Segmented Flex Screen with Fabric Lower, Thermally-Fused Laminate Upper Core - 54" H**	TFSFM4254	□□□□	□	□□	□□□□□	□□□□	57.0#	$ 1261	$ 1286	$ 1312	$ 1323	$ 1373
		TFSFM4854	□□□□	□	□□	□□□□□	□□□□	61.0#	1339	1365	1392	1404	1457
		TFSFM5454	□□□□	□	□□	□□□□□	□□□□	65.0#	1441	1469	1497	1513	1571
		TFSFM6054	□□□□	□	□□	□□□□□	□□□□	69.0#	1505	1534	1565	1581	1641
		TFSFM6654	□□□□	□	□□	□□□□□	□□□□	73.0#	1637	1671	1704	1721	1785
		TFSFM7254	□□□□	□	□□	□□□□□	□□□□	77.0#	1703	1736	1772	1787	1856
		TFSFM7854	□□□□	□	□□	□□□□□	□□□□	81.0#	1743	1776	1812	1828	1898
		TFSFM8454	□□□□	□	□□	□□□□□	□□□□	85.0#	1766	1802	1837	1855	1925
		TFSFM9054	□□□□	□	□□	□□□□□	□□□□	89.0#	1785	1823	1857	1876	1947
		TFSFM9654	□□□□	□	□□	□□□□□	□□□□	93.0#	1825	1860	1898	1915	1988
TFSFM	**Segmented Flex Screen with Fabric Lower, Thermally-Fused Laminate Upper Core - 60" H**	TFSFM4260	□□□□	□	□□	□□□□□	□□□□	61.0#	$ 1365	$ 1392	$ 1420	$ 1433	$ 1489
		TFSFM4860	□□□□	□	□□	□□□□□	□□□□	65.0#	1467	1496	1525	1542	1600
		TFSFM5460	□□□□	□	□□	□□□□□	□□□□	70.0#	1571	1602	1634	1649	1711
		TFSFM6060	□□□□	□	□□	□□□□□	□□□□	74.0#	1636	1668	1702	1718	1783
		TFSFM6660	□□□□	□	□□	□□□□□	□□□□	79.0#	1770	1804	1839	1857	1928
		TFSFM7260	□□□□	□	□□	□□□□□	□□□□	83.0#	1834	1871	1908	1926	2000
		TFSFM7860	□□□□	□	□□	□□□□□	□□□□	88.0#	1874	1911	1949	1967	2042
		TFSFM8460	□□□□	□	□□	□□□□□	□□□□	92.0#	1899	1937	1976	1995	2071
		TFSFM9060	□□□□	□	□□	□□□□□	□□□□	97.0#	1920	1958	1997	2015	2092
		TFSFM9660	□□□□	□	□□	□□□□□	□□□□	101.0#	1959	1999	2038	2057	2136
			Ⓐ	Ⓑ	Ⓒ	Ⓓ	Ⓔ	Ⓕ					

HOW TO ORDER

Indicate the following information on order form:
1. Quantity of each item.
2. Model number, including options. See "How To Build a Model Number".
3. Any special service required.

Note: • The □ indicates that a choice is required.
- The absence of the □ indicates that no choice is required.
- Alpha-numeric characters in place of □ indicate that no other alternatives are available.

HOW TO BUILD A MODEL NUMBER

Ⓐ Select basic model.

Ⓑ Select foot option.

FADJ	- Adjustable
FFLB	- Flat/Bridge

Ⓒ Select top cap style.

F	- Flat aluminum top cap (standard)
N	- No top cap (specify for use with toppers)

Ⓓ Select frame/trim color.
Refer to the **Product Color Options** page in this price list.

Ⓔ Select lower fabric color.
Refer to **ki.com/fabrics**

Ⓕ Select upper laminate.
Refer to the **Product Color Options** page in this price list.

SPECIAL SERVICES

Special Carton Marking

With specially marked information	N/C

Shipping

Ships **assembled, FOB Manitowoc, WI 54220, freight prepaid.** Freight class 70.

Specifications and prices are subject to change without prior notice.

Tattoo™ Flex Screens

Segmented Flex Screen with Fabric Lower, Polyester Felt Upper Core

Tattoo™ Flex Screens

Segmented Flex Screen with Fabric Lower, Polyester Felt Upper Core

	MODEL	MODEL NUMBER Basic Model	Foot Option	Top Cap Style	Frame/Trim Color	Lower Fabric Color	Upper Polyester Felt Color	Approx. Packaged Weight	Delivered Pricing Fabric Grade 1 & C.O.M.	Delivered Pricing Fabric Grade 2	Delivered Pricing Fabric Grade 3 & Pallas Vertical Fabric Grade PV	Delivered Pricing Pallas Vertical Fabric Grade PV1	Delivered Pricing Pallas Vertical Fabric Grade PV2
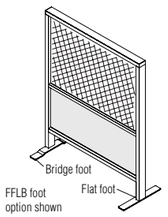 TFSFZ	**Segmented Flex Screen with Fabric Lower, Polyester Felt Upper Core - 48" H** • Flex screen assembly includes aluminum powder-coated frame, core material, all trim, and feet • Upper segment features pinnable, non-magnetic polyester felt • Lower segment features identical tackable fabric core on both sides, fabric pattern is railroaded • Specify adjustable glide feet or non-adjustable flat/bridge feet • Non-powered; no wire management • Fully assembled; includes all trim • Slotting under upper trim accepts screen-hung accessories • Segmentation at 29" • Elevated base does not accept power	TFSFZ4248	□□□□	□	□□	□□□□□	□□□□□	54.0#	$ 1233	$ 1255	$ 1281	$ 1294	$ 1343
		TFSFZ4848	□□□□	□	□□	□□□□□	□□□□□	57.0#	1360	1388	1414	1427	1482
		TFSFZ5448	□□□□	□	□□	□□□□□	□□□□□	61.0#	1493	1523	1552	1568	1627
		TFSFZ6048	□□□□	□	□□	□□□□□	□□□□□	64.0#	1742	1775	1810	1827	1897
		TFSFZ6648	□□□□	□	□□	□□□□□	□□□□□	67.0#	1873	1909	1948	1966	2041
		TFSFZ7248	□□□□	□	□□	□□□□□	□□□□□	71.0#	1936	1976	2014	2034	2111
		TFSFZ7848	□□□□	□	□□	□□□□□	□□□□□	75.0#	1976	2015	2055	2073	2152
		TFSFZ8448	□□□□	□	□□	□□□□□	□□□□□	81.0#	1999	2039	2078	2099	2179
		TFSFZ9048	□□□□	□	□□	□□□□□	□□□□□	82.0#	2017	2058	2099	2119	2200
		TFSFZ9648	□□□□	□	□□	□□□□□	□□□□□	85.0#	2056	2098	2138	2159	2241
TFSFZ	**Segmented Flex Screen with Fabric Lower, Polyester Felt Upper Core - 54" H**	TFSFZ4254	□□□□	□	□□	□□□□□	□□□□□	57.0#	$ 1406	$ 1434	$ 1463	$ 1476	$ 1533
		TFSFZ4854	□□□□	□	□□	□□□□□	□□□□□	61.0#	1467	1496	1525	1541	1600
		TFSFZ5454	□□□□	□	□□	□□□□□	□□□□□	65.0#	1532	1563	1594	1608	1669
		TFSFZ6054	□□□□	□	□□	□□□□□	□□□□□	69.0#	1779	1815	1851	1869	1939
		TFSFZ6654	□□□□	□	□□	□□□□□	□□□□□	73.0#	1911	1950	1988	2007	2085
		TFSFZ7254	□□□□	□	□□	□□□□□	□□□□□	77.0#	1977	2016	2056	2076	2155
		TFSFZ7854	□□□□	□	□□	□□□□□	□□□□□	81.0#	2016	2057	2097	2116	2199
		TFSFZ8454	□□□□	□	□□	□□□□□	□□□□□	85.0#	2040	2081	2123	2142	2226
		TFSFZ9054	□□□□	□	□□	□□□□□	□□□□□	89.0#	2059	2101	2141	2163	2244
		TFSFZ9654	□□□□	□	□□	□□□□□	□□□□□	93.0#	2099	2140	2182	2204	2288
TFSFZ	**Segmented Flex Screen with Fabric Lower, Polyester Felt Upper Core - 60" H**	TFSFZ4260	□□□□	□	□□	□□□□□	□□□□□	61.0#	$ 1563	$ 1595	$ 1625	$ 1642	$ 1704
		TFSFZ4860	□□□□	□	□□	□□□□□	□□□□□	65.0#	1657	1692	1724	1742	1806
		TFSFZ5460	□□□□	□	□□	□□□□□	□□□□□	70.0#	1845	1881	1919	1937	2011
		TFSFZ6060	□□□□	□	□□	□□□□□	□□□□□	74.0#	2257	2301	2347	2368	2459
		TFSFZ6660	□□□□	□	□□	□□□□□	□□□□□	79.0#	2390	2436	2358	2510	2605
		TFSFZ7260	□□□□	□	□□	□□□□□	□□□□□	83.0#	2455	2504	2552	2577	2675
		TFSFZ7860	□□□□	□	□□	□□□□□	□□□□□	88.0#	2493	2543	2594	2618	2718
		TFSFZ8460	□□□□	□	□□	□□□□□	□□□□□	92.0#	2519	2570	2620	2645	2746
		TFSFZ9060	□□□□	□	□□	□□□□□	□□□□□	97.0#	2540	2591	2641	2666	2768
		TFSFZ9660	□□□□	□	□□	□□□□□	□□□□□	101.0#	2580	2632	2683	2707	2812
		Ⓐ	Ⓑ	Ⓒ	Ⓓ	Ⓔ	Ⓕ						

HOW TO ORDER

Indicate the following information on order form:
1. Quantity of each item.
2. Model number, including options. See "How To Build a Model Number".
3. Any special service required.

Note: • The □ indicates that a choice is required.
- The absence of the □ indicates that no choice is required.
- Alpha-numeric characters in place of □ indicate that no other alternatives are available.

HOW TO BUILD A MODEL NUMBER

Ⓐ Select basic model.

Ⓑ Select foot option.

FADJ	- Adjustable
FFLB	- Flat/Bridge

Ⓒ Select top cap style.

F	- Flat aluminum top cap (standard)
N	- No top cap (specify for use with toppers)

Ⓓ Select frame/trim color.
Refer to the **Product Color Options** page in this price list.

Ⓔ Select lower fabric color.
Refer to **ki.com/fabrics**

Ⓕ Select upper polyester felt color.
Refer to the **Product Color Options** page in this price list.

SPECIAL SERVICES

Special Carton Marking

With specially marked information	N/C

Shipping

Ships **assembled, FOB Manitowoc, WI 54220, freight prepaid.** Freight class 70.

Specifications and prices are subject to change without prior notice.

Tattoo™ Flex Screens

Segmented Flex Screen with Fabric Lower and Upper Core

Tattoo™ Flex Screens

Segmented Flex Screen with Fabric Lower and Upper Core

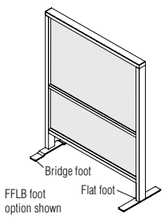

TFSFF

	MODEL	MODEL NUMBER Basic Model	Foot Option	Top Cap Style	Frame/Trim Color	Fabric Color	Approx. Packaged Weight	Delivered Pricing Fabric Grade 1 & C.O.M.	Delivered Pricing Fabric Grade 2	Delivered Pricing Fabric Grade 3 & Pallas Vertical Fabric Grade PV	Delivered Pricing Pallas Vertical Fabric Grade PV1	Delivered Pricing Pallas Vertical Fabric Grade PV2
	Segmented Flex Screen with Fabric Lower and Upper Core - 48" H • Flex screen assembly includes aluminum powder-coated frame, core material, all trim, and feet • Upper and lower segments feature identical tackable fabric core on both sides, fabric pattern is railroaded • Fabric segments are non-magnetic • Specify adjustable glide feet or non-adjustable flat/bridge feet • Non-powered; no wire management • Slotting under upper trim accepts screen-hung accessories • Segmentation at 29" • Elevated base does not accept power	TFSFF4248	□□□□	□	□□	□□□□□	54.0#	$ 1370	$ 1424	$ 1479	$ 1521	$ 1616
		TFSFF4848	□□□□	□	□□	□□□□□	57.0#	1436	1493	1550	1594	1694
		TFSFF5448	□□□□	□	□□	□□□□□	61.0#	1500	1558	1621	1665	1770
		TFSFF6048	□□□□	□	□□	□□□□□	64.0#	1603	1667	1732	1778	1891
		TFSFF6648	□□□□	□	□□	□□□□□	67.0#	1784	1855	1927	1980	2106
		TFSFF7248	□□□□	□	□□	□□□□□	71.0#	1849	1923	1997	2052	2181
		TFSFF7848	□□□□	□	□□	□□□□□	75.0#	1926	2002	2080	2138	2272
		TFSFF8448	□□□□	□	□□	□□□□□	81.0#	1954	2032	2111	2169	2307
		TFSFF9048	□□□□	□	□□	□□□□□	82.0#	2012	2092	2174	2233	2374
		TFSFF9648	□□□□	□	□□	□□□□□	85.0#	2051	2133	2214	2277	2420
TFSFF	**Segmented Flex Screen with Fabric Lower and Upper Core - 54" H**	TFSFF4254	□□□□	□	□□	□□□□□	57.0#	$ 1401	$ 1456	$ 1514	$ 1555	$ 1654
		TFSFF4854	□□□□	□	□□	□□□□□	61.0#	1473	1532	1591	1635	1737
		TFSFF5454	□□□□	□	□□	□□□□□	65.0#	1537	1600	1659	1707	1814
		TFSFF6054	□□□□	□	□□	□□□□□	69.0#	1642	1707	1774	1824	1937
		TFSFF6654	□□□□	□	□□	□□□□□	73.0#	1825	1897	1970	2025	2152
		TFSFF7254	□□□□	□	□□	□□□□□	77.0#	1888	1964	2039	2097	2229
		TFSFF7854	□□□□	□	□□	□□□□□	81.0#	1966	2046	2125	2182	2321
		TFSFF8454	□□□□	□	□□	□□□□□	85.0#	1997	2076	2156	2216	2355
		TFSFF9054	□□□□	□	□□	□□□□□	89.0#	2055	2137	2219	2281	2423
		TFSFF9654	□□□□	□	□□	□□□□□	93.0#	2093	2178	2261	2323	2471
TFSFF	**Segmented Flex Screen with Fabric Lower and Upper Core - 60" H**	TFSFF4260	□□□□	□	□□	□□□□□	61.0#	$ 1592	$ 1655	$ 1719	$ 1767	$ 1879
		TFSFF4860	□□□□	□	□□	□□□□□	65.0#	1646	1712	1778	1828	1945
		TFSFF5460	□□□□	□	□□	□□□□□	70.0#	1712	1780	1850	1900	2020
		TFSFF6060	□□□□	□	□□	□□□□□	74.0#	1817	1888	1962	2017	2143
		TFSFF6660	□□□□	□	□□	□□□□□	79.0#	2044	2126	2207	2269	2411
		TFSFF7260	□□□□	□	□□	□□□□□	83.0#	2109	2193	2278	2341	2489
		TFSFF7860	□□□□	□	□□	□□□□□	88.0#	2188	2276	2363	2430	2582
		TFSFF8460	□□□□	□	□□	□□□□□	92.0#	2218	2308	2394	2462	2617
		TFSFF9060	□□□□	□	□□	□□□□□	97.0#	2277	2368	2460	2529	2687
		TFSFF9660	□□□□	□	□□	□□□□□	101.0#	2317	2409	2501	2571	2734
			Ⓐ	Ⓑ	Ⓒ	Ⓓ	Ⓔ					

HOW TO ORDER

Indicate the following information on order form:
1. Quantity of each item.
2. Model number, including options. See "How To Build a Model Number".
3. Any special service required.

Note: • The □ indicates that a choice is required.
- The absence of the □ indicates that no choice is required.
- Alpha-numeric characters in place of □ indicate that no other alternatives are available.

HOW TO BUILD A MODEL NUMBER

Ⓐ Select basic model.

Ⓑ Select foot option.

FADJ	- Adjustable
FFLB	- Flat/Bridge

Ⓒ Select top cap style.

F	- Flat aluminum top cap (standard)
N	- No top cap (specify for use with toppers)

Ⓓ Select frame/trim color.
Refer to the **Product Color Options** page in this price list.

Ⓔ Select fabric color.
Refer to **ki.com/fabrics**

SPECIAL SERVICES

Special Carton Marking

With specially marked information	N/C

Shipping

Ships **assembled, FOB Manitowoc, WI 54220, freight prepaid.** Freight class 70.

Specifications and prices are subject to change without prior notice.

Tattoo™ Flex Screens

Segmented Flex Screen with Fabric Lower, Fluted Polycarbonate Upper Core

Tattoo™ Flex Screens

Segmented Flex Screen with Fabric Lower, Fluted Polycarbonate Upper Core

	MODEL	MODEL NUMBER Basic Model	Foot Option	Top Cap Style	Frame/Trim Color	Lower Fabric Color	Approx. Packaged Weight	Delivered Pricing Fabric Grade 1 & C.O.M.	Delivered Pricing Fabric Grade 2	Delivered Pricing Fabric Grade 3 & Pallas Vertical Fabric Grade PV	Delivered Pricing Pallas Vertical Fabric Grade PV1	Delivered Pricing Pallas Vertical Fabric Grade PV2
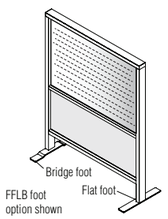 TFSFP	**Segmented Flex Screen with Fabric Lower, Fluted Polycarbonate Upper Core - 48" H** • Flex screen assembly includes aluminum powder-coated frame, core material, all trim, and feet • Upper segment features non-magnetic semi-transparent fluted polycarbonate • Lower segment features identical tackable fabric core on both sides, fabric pattern is railroaded • Specify adjustable glide feet or non-adjustable flat/bridge feet • Non-powered; no wire management • Fully assembled; includes all trim • Slotting under upper trim accepts screen-hung accessories • Segmentation at 29" • Elevated base does not accept power • Fluting runs horizontal	TFSFP4248	□□□□	□	□□	□□□□□	54.0#	$ 1348	$ 1374	$ 1401	$ 1415	$ 1469
		TFSFP4848	□□□□	□	□□	□□□□□	57.0#	1424	1453	1481	1495	1552
		TFSFP5448	□□□□	□	□□	□□□□□	61.0#	1513	1543	1573	1586	1648
		TFSFP6048	□□□□	□	□□	□□□□□	64.0#	1600	1631	1663	1679	1744
		TFSFP6648	□□□□	□	□□	□□□□□	67.0#	1755	1789	1826	1843	1913
		TFSFP7248	□□□□	□	□□	□□□□□	71.0#	1843	1879	1915	1935	2008
		TFSFP7848	□□□□	□	□□	□□□□□	75.0#	1904	1940	1979	1999	2075
		TFSFP8448	□□□□	□	□□	□□□□□	81.0#	1951	1989	2029	2049	2127
		TFSFP9048	□□□□	□	□□	□□□□□	82.0#	1992	2032	2072	2092	2173
		TFSFP9648	□□□□	□	□□	□□□□□	85.0#	2055	2097	2137	2157	2240
TFSFP	**Segmented Flex Screen with Fabric Lower, Fluted Polycarbonate Upper Core - 54" H**	TFSFP4254	□□□□	□	□□	□□□□□	57.0#	$ 1380	$ 1407	$ 1434	$ 1449	$ 1504
		TFSFP4854	□□□□	□	□□	□□□□□	61.0#	1463	1492	1521	1534	1595
		TFSFP5454	□□□□	□	□□	□□□□□	65.0#	1550	1582	1612	1627	1691
		TFSFP6054	□□□□	□	□□	□□□□□	69.0#	1639	1671	1704	1721	1786
		TFSFP6654	□□□□	□	□□	□□□□□	73.0#	1796	1830	1866	1884	1957
		TFSFP7254	□□□□	□	□□	□□□□□	77.0#	1883	1920	1958	1977	2052
		TFSFP7854	□□□□	□	□□	□□□□□	79.0#	1946	1984	2022	2041	2120
		TFSFP8454	□□□□	□	□□	□□□□□	81.0#	1992	2032	2072	2092	2173
		TFSFP9054	□□□□	□	□□	□□□□□	89.0#	2035	2076	2116	2137	2218
		TFSFP9654	□□□□	□	□□	□□□□□	93.0#	2098	2139	2181	2203	2287
TFSFP	**Segmented Flex Screen with Fabric Lower, Fluted Polycarbonate Upper Core - 60" H**	TFSFP4260	□□□□	□	□□	□□□□□	61.0#	$ 1505	$ 1535	$ 1565	$ 1581	$ 1642
		TFSFP4860	□□□□	□	□□	□□□□□	65.0#	1592	1624	1655	1672	1735
		TFSFP5460	□□□□	□	□□	□□□□□	70.0#	1681	1713	1748	1764	1832
		TFSFP6060	□□□□	□	□□	□□□□□	74.0#	1770	1804	1839	1857	1928
		TFSFP6660	□□□□	□	□□	□□□□□	79.0#	1926	1964	2004	2022	2099
		TFSFP7260	□□□□	□	□□	□□□□□	83.0#	2015	2055	2095	2115	2194
		TFSFP7860	□□□□	□	□□	□□□□□	88.0#	2078	2119	2161	2181	2263
		TFSFP8460	□□□□	□	□□	□□□□□	92.0#	2126	2168	2210	2232	2317
		TFSFP9060	□□□□	□	□□	□□□□□	97.0#	2168	2212	2257	2278	2364
		TFSFP9660	□□□□	□	□□	□□□□□	101.0#	2232	2277	2321	2343	2433
			Ⓐ	Ⓑ	Ⓒ	Ⓓ	Ⓔ					

HOW TO ORDER

Indicate the following information on order form:
1. Quantity of each item.
2. Model number, including options. See "How To Build a Model Number".
3. Any special service required.

Note: • The □ indicates that a choice is required.
- The absence of the □ indicates that no choice is required.
- Alpha-numeric characters in place of □ indicate that no other alternatives are available.

HOW TO BUILD A MODEL NUMBER

Ⓐ Select basic model.

Ⓑ Select foot option.

FADJ	- Adjustable
FFLB	- Flat/Bridge

Ⓒ Select top cap style.

F	- Flat aluminum top cap (standard)
N	- No top cap (specify for use with toppers)

Ⓓ Select frame/trim color.
Refer to the **Product Color Options** page in this price list.

Ⓔ Select lower fabric color.
Refer to **ki.com/fabrics**

SPECIAL SERVICES

Special Carton Marking

With specially marked information N/C

Shipping

Ships **assembled, FOB Manitowoc, WI 54220, freight prepaid.** Freight class 70.

Specifications and prices are subject to change without prior notice.

Tattoo™ Flex Screens

Segmented Flex Screen with Fabric Lower, Acrylic Upper Core

Tattoo™ Flex Screens

Segmented Flex Screen with Fabric Lower, Acrylic Upper Core

	MODEL	MODEL NUMBER Basic Model	Foot Option	Top Cap Style	Frame/Trim Color	Lower Fabric Color	Upper Acrylic Finish	Approx. Packaged Weight	Delivered Pricing Fabric Grade 1 & C.O.M.	Delivered Pricing Fabric Grade 2	Delivered Pricing Fabric Grade 3 & Pallas Vertical Fabric Grade PV	Delivered Pricing Pallas Vertical Fabric Grade PV1	Delivered Pricing Pallas Vertical Fabric Grade PV2
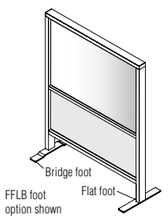 TFSFA	**Segmented Flex Screen with Fabric Lower, Acrylic Upper Core - 48" H** • Flex screen assembly includes aluminum powder-coated frame, core material, all trim, and feet • Upper segment features non-magnetic translucent acrylic core • Lower segment features identical tackable fabric core on both sides, fabric pattern is railroaded • Specify adjustable glide feet or non-adjustable flat/bridge feet • Non-powered; no wire management • Fully assembled; includes all trim • Slotting under upper trim accepts screen-hung accessories • Segmentation at 29" • Elevated base does not accept power	TFSFA4248	□□□□	□	□□	□□□□□	□□□	72.0#	$ 1426	$ 1454	$ 1483	$ 1497	$ 1555
		TFSFA4848	□□□□	□	□□	□□□□□	□□□	78.0#	1514	1544	1574	1590	1649
		TFSFA5448	□□□□	□	□□	□□□□□	□□□	84.0#	1612	1644	1677	1693	1757
		TFSFA6048	□□□□	□	□□	□□□□□	□□□	90.0#	1677	1709	1745	1760	1828
		TFSFA6648	□□□□	□	□□	□□□□□	□□□	96.0#	1854	1890	1928	1947	2021
		TFSFA7248	□□□□	□	□□	□□□□□	□□□	102.0#	1978	2017	2057	2078	2156
		TFSFA7848	□□□□	□	□□	□□□□□	□□□	108.0#	2017	2057	2098	2118	2200
		TFSFA8448	□□□□	□	□□	□□□□□	□□□	114.0#	2249	2293	2339	2361	2450
		TFSFA9048	□□□□	□	□□	□□□□□	□□□	120.0#	2269	2314	2360	2382	2473
		TFSFA9648	□□□□	□	□□	□□□□□	□□□	126.0#	2309	2355	2402	2423	2516
TFSFA	**Segmented Flex Screen with Fabric Lower, Acrylic Upper Core - 54" H**	TFSFA4254	□□□□	□	□□	□□□□□	□□□	78.0#	$ 1527	$ 1557	$ 1588	$ 1603	$ 1665
		TFSFA4854	□□□□	□	□□	□□□□□	□□□	84.0#	1649	1682	1716	1732	1798
		TFSFA5454	□□□□	□	□□	□□□□□	□□□	91.0#	1775	1810	1846	1864	1935
		TFSFA6054	□□□□	□	□□	□□□□□	□□□	102.0#	1840	1878	1914	1933	2006
		TFSFA6654	□□□□	□	□□	□□□□□	□□□	107.0#	2059	2100	2015	2162	2244
		TFSFA7254	□□□□	□	□□	□□□□□	□□□	111.0#	2126	2167	2210	2231	2315
		TFSFA7854	□□□□	□	□□	□□□□□	□□□	118.0#	2293	2339	2384	2408	2499
		TFSFA8454	□□□□	□	□□	□□□□□	□□□	125.0#	2532	2570	2633	2658	2759
		TFSFA9054	□□□□	□	□□	□□□□□	□□□	132.0#	2554	2605	2656	2681	2783
		TFSFA9654	□□□□	□	□□	□□□□□	□□□	138.0#	2594	2646	2698	2724	2827
TFSFA	**Segmented Flex Screen with Fabric Lower, Acrylic Upper Core - 60" H**	TFSFA4260	□□□□	□	□□	□□□□□	□□□	83.0#	$ 1870	$ 1907	$ 1946	$ 1964	$ 2038
		TFSFA4860	□□□□	□	□□	□□□□□	□□□	90.0#	1937	1976	2015	2034	2111
		TFSFA5460	□□□□	□	□□	□□□□□	□□□	102.0#	2133	2177	2218	2240	2325
		TFSFA6060	□□□□	□	□□	□□□□□	□□□	110.0#	2201	2244	2288	2311	2398
		TFSFA6660	□□□□	□	□□	□□□□□	□□□	115.0#	2552	2603	2656	2681	2783
		TFSFA7260	□□□□	□	□□	□□□□□	□□□	120.0#	2620	2673	2725	2752	2855
		TFSFA7860	□□□□	□	□□	□□□□□	□□□	128.0#	2662	2715	2768	2795	2902
		TFSFA8460	□□□□	□	□□	□□□□□	□□□	135.0#	3127	3190	3252	3282	3409
		TFSFA9060	□□□□	□	□□	□□□□□	□□□	143.0#	3150	3212	3277	3308	3433
		TFSFA9660	□□□□	□	□□	□□□□□	□□□	150.0#	3195	3257	3321	3352	3481
			Ⓐ	Ⓑ	Ⓒ	Ⓓ	Ⓔ	Ⓕ					

HOW TO ORDER

Indicate the following information on order form:
1. Quantity of each item.
2. Model number, including options. See "How To Build a Model Number".
3. Any special service required.

Note: • The □ indicates that a choice is required.
- The absence of the □ indicates that no choice is required.
- Alpha-numeric characters in place of □ indicate that no other alternatives are available.

HOW TO BUILD A MODEL NUMBER

Ⓐ Select basic model.

Ⓑ Select foot option.

FADJ	- Adjustable
FFLB	- Flat/Bridge

Ⓒ Select top cap style.

F	- Flat aluminum top cap (standard)
N	- No top cap (specify for use with toppers)

Ⓓ Select frame/trim color.
Refer to the **Product Color Options** page in this price list.

Ⓔ Select lower fabric color.
Refer to **ki.com/fabrics**

Ⓕ Select upper acrylic finish.
Refer to the **Product Color Options** page in this price list.

SPECIAL SERVICES

Special Carton Marking

With specially marked information	N/C

Shipping

Ships **assembled, FOB Manitowoc, WI 54220, freight prepaid.** Freight class 70.

Specifications and prices are subject to change without prior notice.

Tattoo™ Spine Screens

Powered Monolithic Spine Screen with Magnetic Dry-Erasable Steel Core

Tattoo™ Spine Screens
Powered Monolithic Spine Screen with Magnetic Dry-Erasable Steel Core

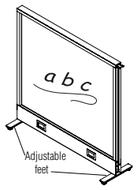

TSSPE

	MODEL	MODEL NUMBER Basic Model	Power Option	Bezel Color	Top Cap Style	Frame Color	Approx. Packaged Weight	Delivered Pricing
	Powered Monolithic Spine Screen with Magnetic Dry-Erasable Steel Core - 48" H • Spine screens support straight-line power planning only • Spine screen assembly includes powder-coated aluminum frame, core material, adjustable foot base, raceway cover with two power cutouts/bezels, and one data cutout (when specified) • Frame ships with top cap. Specify "no top cap" with accessory toppers. Vertical trim is specified separately • Steel core is dry-erasable and magnetic • Standard base raceway on both sides accepts power and data cable distribution • Ships assembled, except for feet which require on site attachment • Slotting under upper trim accepts screen-hung accessories • Standard power option includes two 10-wire rigid wireways with in-line connecting jumper. Rigid wireways are factory assembled and attached. Receptacles, infeeds, and screen-to-screen jumpers are specified separately • Hardwired (Chicago) power option includes 2"x3" conventional outlet boxes factory mounted with brackets to the underside of the screen. All other electrical fittings, wires, receptacles, and face plates are provided by electrician • Optional data cutouts are sized 2.88 x 1.82" with two drill holes to accommodate a #6-32 screw. Requires a 45 degree angled wall plate (not supplied)	TSSPE4848	□□□□	□□□	□	□□	93.0#	$ 1950
		TSSPE5448	□□□□	□□□	□	□□	101.0#	2136
		TSSPE6048	□□□□	□□□	□	□□	109.0#	2218
		TSSPE6648	□□□□	□□□	□	□□	117.0#	2403
		TSSPE7248	□□□□	□□□	□	□□	125.0#	2486
		TSSPE7848	□□□□	□□□	□	□□	133.0#	2624
		TSSPE8448	□□□□	□□□	□	□□	141.0#	2663
		TSSPE9048	□□□□	□□□	□	□□	149.0#	2802
		TSSPE9648	□□□□	□□□	□	□□	157.0#	2839
TSSPE	**Powered Monolithic Spine Screen with Magnetic Dry-Erasable Steel Core - 54" H**	TSSPE4854	□□□□	□□□	□	□□	101.0#	$ 1961
		TSSPE5454	□□□□	□□□	□	□□	110.0#	2133
		TSSPE6054	□□□□	□□□	□	□□	119.0#	2216
		TSSPE6654	□□□□	□□□	□	□□	128.0#	2402
		TSSPE7254	□□□□	□□□	□	□□	137.0#	2484
		TSSPE7854	□□□□	□□□	□	□□	146.0#	2623
		TSSPE8454	□□□□	□□□	□	□□	155.0#	2671
		TSSPE9054	□□□□	□□□	□	□□	164.0#	2808
		TSSPE9654	□□□□	□□□	□	□□	173.0#	2846
			Ⓐ	Ⓑ	Ⓒ	Ⓓ	Ⓔ	

HOW TO ORDER

Indicate the following information on order form:
1. Quantity of each item.
2. Model number, including options. See "How To Build a Model Number".
3. Any special service required.

Note: • The □ indicates that a choice is required.
- The absence of the □ indicates that no choice is required.
- Alpha-numeric characters in place of □ indicate that no other alternatives are available.

HOW TO BUILD A MODEL NUMBER

Ⓐ Select basic model.

Ⓑ Select power option.
- **1P** - 10-Wire power cutouts on 1 side only/no cutouts side 2
- **DP** - 10-Wire power cutouts only both sides
- **2D** - 10-Wire power cutouts both sides/data cutouts on 1 side only
- **1D** - 10-Wire power w/data cutouts on 1 side only/no cutouts side 2
- **DD** - 10-Wire power w/data cutouts both sides
- **CP** - Hardwired/Chicago power cutouts only both sides
- **CD** - Hardwired/Chicago power w/data cutouts both sides

Ⓒ Select bezel color.
Refer to the **Product Color Options** page in this price list.

Ⓓ Select top cap style.
- **F** - Flat aluminum top cap (standard)
- **N** - No top cap (specify for use with toppers)

Ⓔ Select frame color.
Refer to the **Product Color Options** page in this price list.

SPECIAL SERVICES

Special Carton Marking

With specially marked information N/C

Shipping

Ships **assembled, FOB Manitowoc, WI 54220, freight prepaid.** Freight class 70.

Specifications and prices are subject to change without prior notice.

Tattoo™ Spine Screens

Powered Monolithic Spine Screen with Thermally-Fused Laminate Core

Tattoo™ Spine Screens
Powered Monolithic Spine Screen with Thermally-Fused Laminate Core

MODEL	MODEL NUMBER Basic Model	Power Option	Bezel Color	Top Cap Style	Frame Color	Laminate Color	Approx. Packaged Weight	Delivered Pricing
Powered Monolithic Spine Screen with Thermally-Fused Laminate Core - 48" H • Spine screens support straight-line power planning only • Spine screen assembly includes powder-coated aluminum frame, core material, adjustable foot base, raceway cover with two power cutouts/ bezels, and one data cutout (when specified) • Frame ships with top cap. Specify "no top cap" with accessory toppers. Vertical trim is specified separately • Thermally-fused laminate is non-tackable and non-magnetic • Standard base raceway on both sides accepts power and data cable distribution • Ships assembled, except for feet which require on site attachment • Slotting under upper trim accepts screen-hung accessories • Standard power includes two 10-wire rigid wireways with in-line connecting jumper. Wireways are factory assembled and attached. Receptacles, infeeds, and screen-to-screen jumpers are specified separately • Hardwired (Chicago) power option includes 2"x3" conventional outlet boxes factory mounted with brackets to the underside of the screen. All other electrical fittings, wires, receptacles, and face plates are provided by electrician. • Optional data cutouts are sized 2.88 x 1.82" with two drill holes to accommodate a #6-32 screw. Requires a 45 degree angled wall plate (not supplied)	TSSPM4848	□□□□	□□□	□	□□	□□□	93.0#	$ 1466
	TSSPM5448	□□□□	□□□	□	□□	□□□	101.0#	1614
	TSSPM6048	□□□□	□□□	□	□□	□□□	109.0#	1686
	TSSPM6648	□□□□	□□□	□	□□	□□□	117.0#	1760
	TSSPM7248	□□□□	□□□	□	□□	□□□	125.0#	1833
	TSSPM7848	□□□□	□□□	□	□□	□□□	133.0#	1866
	TSSPM8448	□□□□	□□□	□	□□	□□□	141.0#	1900
	TSSPM9048	□□□□	□□□	□	□□	□□□	149.0#	1934
	TSSPM9648	□□□□	□□□	□	□□	□□□	157.0#	1966
Powered Monolithic Spine Screen with Thermally-Fused Laminate Core - 54"H	TSSPM4854	□□□□	□□□	□	□□	□□□	101.0#	$ 1476
	TSSPM5454	□□□□	□□□	□	□□	□□□	110.0#	1625
	TSSPM6054	□□□□	□□□	□	□□	□□□	119.0#	1697
	TSSPM6654	□□□□	□□□	□	□□	□□□	128.0#	1772
	TSSPM7254	□□□□	□□□	□	□□	□□□	137.0#	1844
	TSSPM7854	□□□□	□□□	□	□□	□□□	146.0#	1877
	TSSPM8454	□□□□	□□□	□	□□	□□□	155.0#	1909
	TSSPM9054	□□□□	□□□	□	□□	□□□	164.0#	1945
	TSSPM9654	□□□□	□□□	□	□□	□□□	173.0#	1977
		Ⓐ	Ⓑ	Ⓒ	Ⓓ	Ⓔ	Ⓕ	

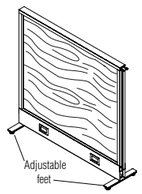

TSSPM

TSSPM

HOW TO ORDER

Indicate the following information on order form:
1. Quantity of each item.
2. Model number, including options. See "How To Build a Model Number".
3. Any special service required.

Note: • The □ indicates that a choice is required.
- The absence of the □ indicates that no choice is required.
- Alpha-numeric characters in place of □ indicate that no other alternatives are available.

HOW TO BUILD A MODEL NUMBER

Ⓐ Select basic model.

Ⓑ Select power option.

1P	- 10-Wire power cutouts on 1 side only/no cutouts side 2
DP	- 10-Wire power cutouts only both sides
2D	- 10-Wire power cutouts both sides/data cutouts on 1 side only
1D	- 10-Wire power w/data cutouts on 1 side only/no cutouts side 2
DD	- 10-Wire power w/data cutouts both sides
CP	- Hardwired/Chicago power cutouts only both sides
CD	- Hardwired/Chicago power w/data cutouts both sides

Ⓒ Select bezel color.
Refer to the **Product Color Options** page in this price list.

Ⓓ Select top cap style.

F	- Flat aluminum top cap (standard)
N	- No top cap (specify for use with toppers)

Ⓔ Select frame color.
Refer to the **Product Color Options** page in this price list.

Ⓕ Select laminate.
Refer to the **Product Color Options** page in this price list.

SPECIAL SERVICES

Special Carton Marking

With specially marked information N/C

Shipping

Ships **assembled, FOB Manitowoc, WI 54220, freight prepaid.** Freight class 70.

Specifications and prices are subject to change without prior notice.

Tattoo™ Spine Screens

Non-Powered Monolithic Spine Screen with Magnetic Dry-Erasable Steel Core

Tattoo™ Spine Screens
Non-Powered Monolithic Spine Screen with Magnetic Dry-Erasable Steel Core



TSSNE

Non-Powered Monolithic Spine Screen with Magnetic Dry-Erasable Steel Core - 48" H

- Spine Screens are for straight run applications only
- Non-powered spine screen assembly includes powder-coated aluminum frame, core material, base cover with one optional data cutout per side, and adjustable feet.
- Frame ships with top cap when specified. Specify "no top cap" with accessory toppers. Vertical trim is specified separately.
- Steel core is dry-erasable and magnetic
- Ships assembled, except for feet which require on site attachment
- Slotting under upper trim accepts screen-hung accessories
- Optional data cutouts are sized 2.88 x 1.82" with two drill holes to accommodate a #6-32 screw. Requires a 45 degree angled wall plate (not supplied).

TSSNE

Non-Powered Monolithic Spine Screen with Magnetic Dry-Erasable Steel Core - 54" H

MODEL NUMBER					
Basic Model	Data Cutout	Top Cap Style	Frame Color	Approx. Packaged Weight	Delivered Pricing
TSSNE4848	☐☐	☐	☐☐	90.0#	$ 1548
TSSNE5448	☐☐	☐	☐☐	98.0#	1702
TSSNE6048	☐☐	☐	☐☐	106.0#	1752
TSSNE6648	☐☐	☐	☐☐	114.0#	1905
TSSNE7248	☐☐	☐	☐☐	122.0#	1955
TSSNE7848	☐☐	☐	☐☐	130.0#	2108
TSSNE8448	☐☐	☐	☐☐	138.0#	2159
TSSNE9048	☐☐	☐	☐☐	146.0#	2311
TSSNE9648	☐☐	☐	☐☐	154.0#	2362
TSSNE4854	☐☐	☐	☐☐	98.0#	$ 1560
TSSNE5454	☐☐	☐	☐☐	107.0#	1699
TSSNE6054	☐☐	☐	☐☐	116.0#	1750
TSSNE6654	☐☐	☐	☐☐	125.0#	1901
TSSNE7254	☐☐	☐	☐☐	134.0#	1952
TSSNE7854	☐☐	☐	☐☐	143.0#	2106
TSSNE8454	☐☐	☐	☐☐	152.0#	2166
TSSNE9054	☐☐	☐	☐☐	161.0#	2315
TSSNE9654	☐☐	☐	☐☐	170.0#	2367
Ⓐ	Ⓑ	Ⓒ	Ⓓ		

HOW TO ORDER

Indicate the following information on order form:
1. Quantity of each item.
2. Model number, including options. See "How To Build a Model Number".
3. Any special service required.

Note: • The ☐ indicates that a choice is required.
- The absence of the ☐ indicates that no choice is required.
- Alpha-numeric characters in place of ☐ indicate that no other alternatives are available.

HOW TO BUILD A MODEL NUMBER

Ⓐ Select basic model.

Ⓑ Select data cutout.

NC	- No cutout either side
DN	- Data cutout 1 side
DC	- Data cutout 2 sides

Ⓒ Select top cap style.

F	- Flat aluminum top cap (standard)
N	- No top cap (specify for use with toppers)

Ⓓ Select frame color.
Refer to the **Product Color Options** page in this price list.

SPECIAL SERVICES

Special Carton Marking

With specially marked information N/C

Shipping

Ships **assembled, FOB Manitowoc, WI 54220, freight prepaid.** Freight class 70.

Specifications and prices are subject to change without prior notice.

Tattoo™ Spine Screens

Non-Powered Monolithic Spine Screen with Thermally-Fused Laminate Core

Tattoo™ Spine Screens

Non-Powered Monolithic Spine Screen with Thermally-Fused Laminate Core

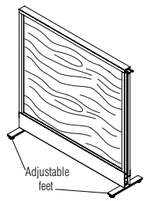

TSSNM

Non-Powered Monolithic Spine Screen with Thermally-Fused Laminate Core - 48" H

- Spine Screens are for straight run applications only
- Non-powered spine screen assembly includes powder-coated aluminum frame, core material, base cover with one optional data cutout per side, and adjustable feet.
- Frame ships with top cap when specified. Specify "no top cap" with accessory toppers. Vertical trim is specified separately.
- Core is non-tackable and non-magnetic
- Ships assembled, except for feet which require on site attachment
- Slotting under upper trim accepts screen-hung accessories
- Optional data cutouts are sized 2.88 x 1.82" with two drill holes to accommodate a #6-32 screw. Requires a 45 degree angled wall plate (not supplied).

TSSNM

Non-Powered Monolithic Spine Screen with Thermally-Fused Laminate Core - 54" H

MODEL NUMBER						
Basic Model	Data Cutout	Top Cap Style	Frame Color	Laminate Color	Approx. Packaged Weight	Delivered Pricing
TSSNM4848	□□	□	□□	□□□	90.0#	$ 1113
TSSNM5448	□□	□	□□	□□□	98.0#	1233
TSSNM6048	□□	□	□□	□□□	106.0#	1277
TSSNM6648	□□	□	□□	□□□	114.0#	1321
TSSNM7248	□□	□	□□	□□□	122.0#	1366
TSSNM7848	□□	□	□□	□□□	130.0#	1411
TSSNM8448	□□	□	□□	□□□	138.0#	1454
TSSNM9048	□□	□	□□	□□□	146.0#	1500
TSSNM9648	□□	□	□□	□□□	154.0#	1546
TSSNM4854	□□	□	□□	□□□	98.0#	$ 1123
TSSNM5454	□□	□	□□	□□□	107.0#	1244
TSSNM6054	□□	□	□□	□□□	116.0#	1289
TSSNM6654	□□	□	□□	□□□	125.0#	1332
TSSNM7254	□□	□	□□	□□□	134.0#	1376
TSSNM7854	□□	□	□□	□□□	143.0#	1422
TSSNM8454	□□	□	□□	□□□	152.0#	1466
TSSNM9054	□□	□	□□	□□□	161.0#	1513
TSSNM9654	□□	□	□□	□□□	170.0#	1556
Ⓐ	Ⓑ	Ⓒ	Ⓓ	Ⓔ		

HOW TO ORDER

Indicate the following information on order form:
1. Quantity of each item.
2. Model number, including options. See "How To Build a Model Number".
3. Any special service required.

Note: • The □ indicates that a choice is required.
- The absence of the □ indicates that no choice is required.
- Alpha-numeric characters in place of □ indicate that no other alternatives are available.

HOW TO BUILD A MODEL NUMBER

Ⓐ Select basic model.

Ⓑ Select data cutout.

NC	- No cutout either side
DN	- Data cutout 1 side
DC	- Data cutout 2 sides

Ⓒ Select top cap style.

F	- Flat aluminum top cap (standard)
N	- No top cap (specify for use with toppers)

Ⓓ Select frame color.
Refer to the **Product Color Options** page in this price list.

Ⓔ Select laminate.
Refer to the **Product Color Options** page in this price list.

SPECIAL SERVICES

Special Carton Marking

With specially marked information N/C

Shipping

Ships **assembled, FOB Manitowoc, WI 54220, freight prepaid.** Freight class 70.

Specifications and prices are subject to change without prior notice.

Tattoo™ Spine Screens
Trim Kits for Spine Screens

Tattoo™ Spine Screens
Trim Kits for Spine Screens

	MODEL	H	MODEL NUMBER Basic Model (A)	MODEL NUMBER Frame/Trim Color (B)	Approx. Packaged Weight	Delivered Pricing
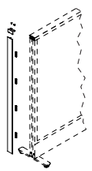 TSTK	**End-of-Run Trim Kit** • Specify for end-of-run conditions for Tattoo Spine Screens only • Select by screen height • Includes end cap and hardware	48"	TEOR48	□□	5.0#	$ 84
		54"	TEOR54	□□	5.0#	95
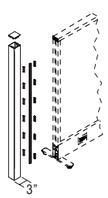 TSTK	**End-of-Run Spacer Trim Kit** • Specify for end-of-run Tattoo Spine Screens conditions that do not require an infeed • Select by screen height • Includes end cap and hardware • Non-powered; does not provide power access cutout • 3" wide	48"	TSEOR48	□□	10.0#	$ 466
		54"	TSEOR54	□□	10.0#	467

HOW TO ORDER

Indicate the following information on order form:
1. Quantity of each item.
2. Model number, including options. See "How To Build a Model Number".
3. Any special service required.

Note: • The □ indicates that a choice is required.
- The absence of the □ indicates that no choice is required.
- Alpha-numeric characters in place of □ indicate that no other alternatives are available.

HOW TO BUILD A MODEL NUMBER

Ⓐ Select basic model.

Ⓑ Select frame/trim color.
Refer to the **Product Color Options** page in this price list.

SPECIAL SERVICES

Special Carton Marking

With specially marked information	N/C

Shipping

Ships **knocked down, FOB Manitowoc, WI 54220, freight prepaid.** Freight class 70.

Specifications and prices are subject to change without prior notice.

Tattoo™ Spine Screens
Trim Kits for Spine Screens

Tattoo™ Spine Screens
Trim Kits for Spine Screens

	MODEL	H	MODEL NUMBER Basic Model	MODEL NUMBER Frame/Trim Color	Approx. Packaged Weight	Delivered Pricing
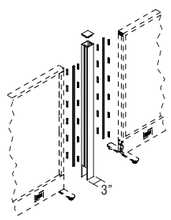	**In-Line Spacer Trim Kit** • Specify for in-line spine screen conditions • Non-powered, allows for power or data cable pass through • Specify by screen height • Includes trim and hardware • 3" wide	48"	TSIS48	☐☐	10.0#	$ 413
		54"	TSIS54	☐☐	10.0#	414
TSTK						
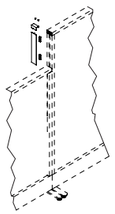	**Change of Height Trim Kit** • Specify for in-line change of height conditions for Spine Screens • Includes end cap and hardware • Toppers may not be used on 48" high screens in change of height conditions	6"	TEORV6	☐☐	2.0#	$ 97
TSTK						

Ⓐ Ⓑ

HOW TO ORDER

Indicate the following information on order form:
1. Quantity of each item.
2. Model number, including options. See "How To Build a Model Number".
3. Any special service required.

Note: • The ☐ indicates that a choice is required.
- The absence of the ☐ indicates that no choice is required.
- Alpha-numeric characters in place of ☐ indicate that no other alternatives are available.

HOW TO BUILD A MODEL NUMBER

Ⓐ Select basic model.

Ⓑ Select frame/trim color.
Refer to the **Product Color Options** page in this price list.

SPECIAL SERVICES

Special Carton Marking

With specially marked information	N/C

Shipping

Ships **knocked down, FOB Manitowoc, WI 54220, freight prepaid.** Freight class 70.

Specifications and prices are subject to change without prior notice.

Tattoo™ Spine Screens

Electrical - Top Infeed Kits 10-Wire System 6-Circuit

Tattoo™ Spine Screens
Electrical - Top Infeed Kits 10-Wire System 6-Circuit

	MODEL	H	MODEL NUMBER Basic Model	MODEL NUMBER Frame/Trim Color	Approx. Packaged Weight	Delivered Pricing
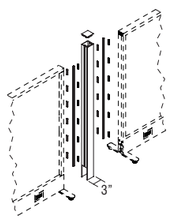	**In-Line Spacer Trim Kit** • Specify for in-line spine screen conditions • Non-powered, allows for power or data cable pass through • Specify by screen height • Includes trim and hardware • 3" wide	48"	TSIS48	□□	10.0#	$ 413
		54"	TSIS54	□□	10.0#	414
TSTK						
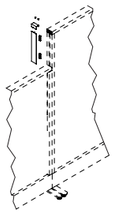	**Change of Height Trim Kit** • Specify for in-line change of height conditions for Spine Screens • Includes end cap and hardware • Toppers may not be used on 48" high screens in change of height conditions	6"	TEORV6	□□	2.0#	$ 97
TSTK						

Ⓐ Ⓑ

HOW TO ORDER

Indicate the following information on order form:
1. Quantity of each item.
2. Model number, including options. See "How To Build a Model Number".
3. Any special service required.

Note: • The □ indicates that a choice is required.
- The absence of the □ indicates that no choice is required.
- Alpha-numeric characters in place of □ indicate that no other alternatives are available.

HOW TO BUILD A MODEL NUMBER

Ⓐ Select basic model.

Ⓑ Select power option.

N	- No power; for hardwire (Chicago) installations
6	- 10 wire, 6 circut power infeed; add $203
NY	- New York infeed; add $712

NY - New York Infeed NOT available on TITF

Ⓒ Select frame/trim color.
Refer to the **Product Color Options** page in this price list.

SPECIAL SERVICES

Special Carton Marking

With specially marked information	N/C

Shipping

Ships **knocked down, FOB Manitowoc, WI 54220, freight prepaid.** Freight class 70.

Specifications and prices are subject to change without prior notice.

Tattoo™ Spine Screens

Electrical - Base Infeed Kits 10-Wire System 6-Circuit

Tattoo™ Spine Screens
Electrical - Base Infeed Kits 10-Wire System 6-Circuit

	MODEL	H	MODEL NUMBER: Basic Model	Power Option	Frame/Trim Color	Infeed Color	Approx. Packaged Weight	Delivered Pricing
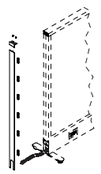 TSIK	**Base Infeed Kit - End-of-Run** • Kit includes power infeed with 8' conduit (when power is specified) and hardware • Specify for end-of-run base infeed conditions only	48"	TBF48	☐	☐☐	☐☐☐	8.0#	$ 73
		54"	TBF54	☐	☐☐	☐☐☐	8.0#	85
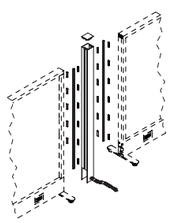 TSIK	**Base Infeed Kit - In-Line** • Kit includes power infeed with 8' conduit and hardware (when power is specified) • Specify for in-line base infeed conditions to create 3" of space between two Spine Screens	48"	TIBF48	☐	☐☐	☐☐☐	20.0#	$ 371
		54"	TIBF54	☐	☐☐	☐☐☐	20.0#	375
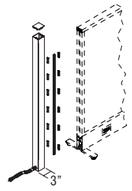 TSIK	**Base Infeed Kit - End-of-Run Spacer** • Kit includes power infeed with 8' conduit (when power is specified) and hardware • Specify for infeed conditions to add 3" of trim to end-of-run	48"	TSBF48	☐	☐☐	☐☐☐	20.0#	$ 427
		54"	TSBF54	☐	☐☐	☐☐☐	20.0#	433
			Ⓐ	Ⓑ	Ⓒ	Ⓓ		

HOW TO ORDER

Indicate the following information on order form:
1. Quantity of each item.
2. Model number, including options. See "How To Build a Model Number".
3. Any special service required.

Note: • The ☐ indicates that a choice is required.
- The absence of the ☐ indicates that no choice is required.
- Alpha-numeric characters in place of ☐ indicate that no other alternatives are available.

HOW TO BUILD A MODEL NUMBER

Ⓐ Select basic model.

Ⓑ Select power option.

N	- No power; for hardwire (Chicago) installations
6	- 10 wire, 6 circut power infeed; add $122
NY	- New York infeed; add $712

NY - New York Infeed NOT available on TIBF

Ⓒ Select frame/trim color.
Refer to the **Product Color Options** page in this price list.

Ⓓ Select infeed color.
Refer to the **Product Color Options** page in this price list.

SPECIAL SERVICES

Special Carton Marking

With specially marked information	N/C

Shipping

Ships **knocked down, FOB Manitowoc, WI 54220, freight prepaid.** Freight class 70.

Specifications and prices are subject to change without prior notice.

Tattoo™ Spine Screens
Receptacle Infeed

Tattoo™ Spine Screens
Receptacle Infeed

	MODEL	MODEL NUMBER Basic Model	Infeed Color	Approx. Packaged Weight	Delivered Pricing
	**Receptacle Infeed** • Kit includes power infeed with 6' conduit and hardware • Infeed occupies the space of one receptacle cutout	TISRF	□□	7.0#	$ 149
HRDPT		Ⓐ	Ⓑ		

HOW TO ORDER

Indicate the following information on order form:
1. Quantity of each item.
2. Model number, including options. See "How To Build a Model Number".
3. Any special service required.

Note: • The □ indicates that a choice is required.
- The absence of the □ indicates that no choice is required.
- Alpha-numeric characters in place of □ indicate that no other alternatives are available.

HOW TO BUILD A MODEL NUMBER

Ⓐ Select basic model.

Ⓑ Select infeed color.
Refer to the **Product Color Options** page in this price list.

SPECIAL SERVICES

Special Carton Marking

With specially marked information	N/C

Shipping

Ships **knocked down, FOB Manitowoc, WI 54220, freight prepaid.** Freight class 70.

Specifications and prices are subject to change without prior notice.

Tattoo™ Spine Screens
Electrical - Jumpers and Receptacles

Tattoo™ Spine Screens
Electrical - Jumpers and Receptacles

	MODEL	Features	L	MODEL NUMBER Basic Model	Color	Approx. Packaged Weight	Delivered Pricing
 HRDPT	**In-line Jumper - 6 Circuit** • Specify TSIF.17 to pass power from one in-line Spine Screen to another • Specify TSIF.20 to pass power from one Spine Screen to another with an in-line spacer or in-line top feed condition • Non-directional		17-3/4”	TSIJ.17		2.0#	$ 99
			21-1/4”	TSIJ.20		2.3#	121
 HRDPT	**Pass-Through Jumper - 6 Circuit** • Specify to pass power through a non-powered Spine to a powered Spine Screen • Specify by non-powered screen width • Non-directional	48” Screen Width	65.5”	TSPT.48		2.3#	$ 104
		54” Screen Width	71.5”	TSPT.54		2.3#	110
		60” Screen Width	77.5”	TSPT.60		2.3#	118
		66” Screen Width	83.5”	TSPT.66		2.3#	122
		72” Screen Width	89.5”	TSPT.72		2.3#	129
		78” Screen Width	95.5”	TSPT.78		2.3#	133
		84” Screen Width	101.5”	TSPT.84		2.3#	140
		90” Screen Width	107.5”	TSPT.90		2.3#	147
		96” Screen Width	113.5”	TSPT.96		2.3#	152
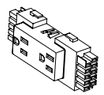 HRDPT	**15 Amp Duplex Receptacle - 6 Circuit** • Plugs into rigid wireway inside base of Spine Screen • Isolated receptacles are stamped with orange circuit number and isolated triangle designator	Circuit 1		TSRC.1	□□	1.0#	$ 14
		Circuit 2		TSRC.2	□□	1.0#	14
		Circuit 3		TSRC.3	□□	1.0#	14
		Circuit 4		TSRC.4I	□□	1.0#	14
		Circuit 5		TSRC.5I	□□	1.0#	14
		Circuit 6		TSRC.6I	□□	1.0#	14
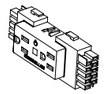 HRDPT	**15 Amp Duplex Receptacle - 6 Circuit - Controlled** • Marked receptacles are to be used with a customer supplied sensor or timer at the infeed to conserve energy • Not for use for continuous power draw applications • Plugs into rigid wireway inside base of Spine Screen	Circuit 1		TSRC.1C	□□	1.0#	$ 14
		Circuit 2		TSRC.2C	□□	1.0#	14
		Circuit 3		TSRC.3C	□□	1.0#	14
				Ⓐ	Ⓑ		

HOW TO ORDER

Indicate the following information on order form:
1. Quantity of each item.
2. Model number, including options. See “How To Build a Model Number”.
3. Any special service required.

Note: • The □ indicates that a choice is required.
- The absence of the □ indicates that no choice is required.
- Alpha-numeric characters in place of □ indicate that no other alternatives are available.

HOW TO BUILD A MODEL NUMBER

Ⓐ Select basic model.

Ⓑ Select color.
Refer to the **Product Color Options** page in this price list.

SPECIAL SERVICES

Special Carton Marking

With specially marked information	N/C

Shipping

Ships **knocked down, FOB Manitowoc, WI 54220, freight prepaid.** Freight class 70.

Specifications and prices are subject to change without prior notice.

Tattoo™ Spine Screens
Electrical - Plates

Tattoo™ Spine Screens
Electrical - Plates

	MODEL	L	MODEL NUMBER Basic Model	MODEL NUMBER Color	Approx. Packaged Weight	Delivered Pricing
 HRDPT	**Filler Plate** • Used to fill in bezel void if needed • For replacement purposes only; powered Spine Screens come with four filler plates		TSFP	□□	1.0#	$ 2
 HRDPT	**Data Cover Plate** • Used to fill in data cutout if needed • Includes attachment hardware		49.0582	□□	1.0#	$ 18
			Ⓐ	Ⓑ		

HOW TO ORDER

Indicate the following information on order form:
1. Quantity of each item.
2. Model number, including options. See “How To Build a Model Number”.
3. Any special service required.

Note: • The □ indicates that a choice is required.
- The absence of the □ indicates that no choice is required.
- Alpha-numeric characters in place of □ indicate that no other alternatives are available.

HOW TO BUILD A MODEL NUMBER

Ⓐ Select basic model.

Ⓑ Select color.
Refer to the **Product Color Options** page in this price list.

SPECIAL SERVICES

Special Carton Marking

With specially marked information	N/C

Shipping

Ships **knocked down, FOB Manitowoc, WI 54220, freight prepaid.** Freight class 70.

Specifications and prices are subject to change without prior notice.

Tattoo™ Screens Accessories

Screen Topper Kits

Tattoo™ Screens Accessories

Screen Topper Kits

	MODEL	W x H	MODEL NUMBER Basic Model	Acrylic Color Ⓑ	Polyester Felt Color Ⓒ	Frame/Trim Color Ⓓ	Approx. Packaged Weight	Delivered Pricing
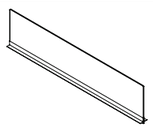 TSTP	**Acrylic Topper Kit** • Includes trim and hardware • Topper is 1/8" undersized from screen width for fit tolerance • 1/4" radius corners • For attachment to either Spine Screen or Flex Screens	42" x 12"	TSTPA42	□□□		□□	9.0#	$ 450
		48" x 12"	TSTPA48	□□□		□□	10.0#	514
		54" x 12"	TSTPA54	□□□		□□	11.0#	523
		60" x 12"	TSTPA60	□□□		□□	11.0#	637
		66" x 12"	TSTPA66	□□□		□□	12.0#	645
		72" x 12"	TSTPA72	□□□		□□	13.0#	708
		78" x 12"	TSTPA78	□□□		□□	14.0#	716
		84" x 12"	TSTPA84	□□□		□□	15.0#	981
		90" x 12"	TSTPA90	□□□		□□	16.0#	990
		96" x 12"	TSTPA96	□□□		□□	17.0#	1106
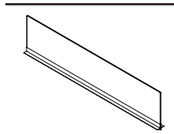 TSTP	**Polyester Felt Topper Kit** • Includes trim and hardware • Topper is 1/8" undersized from screen width for fit tolerance • Square corners • For attachment to either Spine Screen or Flex Screens	42" x 12"	TSTPZ42		□□□□	□□	5.0#	$ 167
		48" x 12"	TSTPZ48		□□□□	□□	6.0#	173
		54" x 12"	TSTPZ54		□□□□	□□	6.0#	204
		60" x 12"	TSTPZ60		□□□□	□□	7.0#	210
		66" x 12"	TSTPZ66		□□□□	□□	7.0#	254
		72" x 12"	TSTPZ72		□□□□	□□	8.0#	263
		78" x 12"	TSTPZ78		□□□□	□□	8.0#	268
		84" x 12"	TSTPZ84		□□□□	□□	9.0#	271
		90" x 12"	TSTPZ90		□□□□	□□	9.0#	278
		96" x 12"	TSTPZ96		□□□□	□□	10.0#	281
			Ⓐ	Ⓑ	Ⓒ	Ⓓ		

HOW TO ORDER

Indicate the following information on order form:
1. Quantity of each item.
2. Model number, including options. See "How To Build a Model Number".
3. Any special service required.

Note: • The □ indicates that a choice is required.
- The absence of the □ indicates that no choice is required.
- Alpha-numeric characters in place of □ indicate that no other alternatives are available.

HOW TO BUILD A MODEL NUMBER

Ⓐ Select basic model.

Ⓑ Select acrylic color.
Refer to the **Product Color Options** page in this price list.

Ⓒ Select polyester felt color.
Refer to the **Product Color Options** page in this price list.

Ⓓ Select frame/trim color.
Refer to the **Product Color Options** page in this price list.

SPECIAL SERVICES

Special Carton Marking

With specially marked information	N/C

Shipping

Ships **knocked down, FOB Manitowoc, WI 54220, freight prepaid.** Freight class 70.

Specifications and prices are subject to change without prior notice.

Tattoo™ Screens Accessories

Magnetic Polyester Felt Inserts

Tattoo™ Screens Accessories
Magnetic Polyester Felt Inserts

	MODEL	W x H	MODEL NUMBER Basic Model	MODEL NUMBER Felt Color	Approx. Packaged Weight	Delivered Pricing
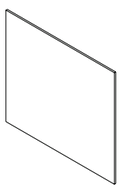 TSMI	**Solid Polyester Felt Magnetic Insert for 48"H Monolithic Screens** • For specification with monolithic dry-erasable steel screens only • Magnetic attachment • May be attached and removed by user • Pinnable felt is 1/2" thick • Basic model indicates screen size • Not offered on 42"H screens	40 x 39"	TSMI4248	□□□□	7.0#	$ 360
		46 x 39"	TSMI4848	□□□□	8.0#	360
		52 x 39"	TSMI5448	□□□□	9.0#	360
		58 x 39"	TSMI6048	□□□□	10.0#	360
		64 x 39"	TSMI6648	□□□□	11.0#	664
		70 x 39"	TSMI7248	□□□□	13.0#	664
		76 x 39"	TSMI7848	□□□□	14.0#	664
		82 x 39"	TSMI8448	□□□□	15.0#	664
		88 x 39"	TSMI9048	□□□□	16.0#	669
		94 x 39"	TSMI9648	□□□□	17.0#	669
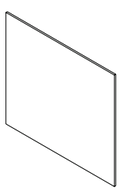 TSMI	**Solid Polyester Felt Magnetic Insert for 54"H Monolithic Screens** • For specification with monolithic dry-erasable steel screens only • Magnetic attachment • May be attached and removed by user • Pinnable felt is 1/2" thick • Basic model indicates screen size • Not offered on 42"H screens	40 x 45"	TSMI4254	□□□□	9.0#	$ 360
		46 x 45"	TSMI4854	□□□□	10.0#	360
		52 x 45"	TSMI5454	□□□□	11.0#	360
		58 x 45"	TSMI6054	□□□□	12.0#	360
		64 x 45"	TSMI6654	□□□□	14.0#	664
		70 x 45"	TSMI7254	□□□□	15.0#	664
		76 x 45"	TSMI7854	□□□□	16.0#	664
		82 x 45"	TSMI8454	□□□□	17.0#	664
		88 x 45"	TSMI9054	□□□□	18.0#	669
		94 x 45"	TSMI9654	□□□□	19.0#	669
			Ⓐ	Ⓑ		

HOW TO ORDER

Indicate the following information on order form:
1. Quantity of each item.
2. Model number, including options. See "How To Build a Model Number".
3. Any special service required.

Note: • The □ indicates that a choice is required.
- The absence of the □ indicates that no choice is required.
- Alpha-numeric characters in place of □ indicate that no other alternatives are available.

HOW TO BUILD A MODEL NUMBER

Ⓐ Select basic model.

Ⓑ Select felt color.
Refer to the **Product Color Options** page in this price list.

SPECIAL SERVICES

Special Carton Marking

With specially marked information	N/C

Shipping

Ships **knocked down, FOB Manitowoc, WI 54220, freight prepaid.** Freight class 70.

Specifications and prices are subject to change without prior notice.

Tattoo™ Screens Accessories

Magnetic Polyester Felt Inserts

Tattoo™ Screens Accessories
Magnetic Polyester Felt Inserts

	MODEL	W x H	MODEL NUMBER: Basic Model	MODEL NUMBER: Backgroud/ Froeground Felt Color	Approx. Packaged Weight	Delivered Pricing
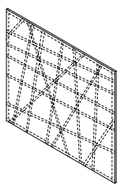 TPMI	**Patterned Polyester Felt Magnetic Insert for 48"H Monolithic Screens** • Basic model indicates screen size • For specification with monolithic dry-erasable steel screens only • Magnetic attachment • May be attached and removed by user • Pinnable felt is 5/8" thick • Basic model indicates screen size • Not offered on 42"H screens	40 x 39"	TPMI4248	□□□□□□	7.0#	$ 1123
		46 x 39"	TPMI4848	□□□□□□	8.0#	1123
		52 x 39"	TPMI5448	□□□□□□	9.0#	1123
		58 x 39"	TPMI6048	□□□□□□	10.0#	1553
		64 x 39"	TPMI6648	□□□□□□	11.0#	1553
		70 x 39"	TPMI7248	□□□□□□	13.0#	1553
		76 x 39"	TPMI7848	□□□□□□	14.0#	1553
		82 x 39"	TPMI8448	□□□□□□	15.0#	1553
		88 x 39"	TPMI9048	□□□□□□	16.0#	1561
		94 x 39"	TPMI9648	□□□□□□	17.0#	1561
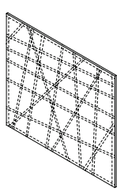 TPMI	**Patterned Polyester Felt Magnetic Insert for 54"H Monolithic Screens** • Basic model indicates screen size • For specification with monolithic dry-erasable steel screens only • Magnetic attachment • May be attached and removed by user • Pinnable felt is 5/8" thick • Basic model indicates screen size • Not offered on 42"H screens	40 x 45"	TPMI4254	□□□□□□	9.0#	$ 1123
		46 x 45"	TPMI4854	□□□□□□	10.0#	1123
		52 x 45"	TPMI5454	□□□□□□	11.0#	1123
		58 x 45"	TPMI6054	□□□□□□	12.0#	1553
		64 x 45"	TPMI6654	□□□□□□	14.0#	1553
		70 x 45"	TPMI7254	□□□□□□	15.0#	1553
		76 x 45"	TPMI7854	□□□□□□	16.0#	1553
		82 x 45"	TPMI8454	□□□□□□	17.0#	1553
		88 x 45"	TPMI9054	□□□□□□	18.0#	1561
		94 x 45"	TPMI9654	□□□□□□	19.0#	1561
			Ⓐ	Ⓑ		

HOW TO ORDER

Indicate the following information on order form:
1. Quantity of each item.
2. Model number, including options. See "How To Build a Model Number".
3. Any special service required.

Note: • The □ indicates that a choice is required.
- The absence of the □ indicates that no choice is required.
- Alpha-numeric characters in place of □ indicate that no other alternatives are available.

HOW TO BUILD A MODEL NUMBER

Ⓐ Select basic model.

Ⓑ Select background/foreground felt color. Refer to the **Product Color Options** page in this price list.

SPECIAL SERVICES

Special Carton Marking

With specially marked information	N/C

Shipping

Ships **knocked down, FOB Manitowoc, WI 54220, freight prepaid.** Freight class 70.

Specifications and prices are subject to change without prior notice.

Tattoo™ Screens Accessories

Magnetic Storage Pieces and Magnetic Tackboard Tiles

Tattoo™ Screens Accessories
Magnetic Storage Pieces and Magnetic Tackboard Tiles

	MODEL	W x H x D	MODEL NUMBER Basic Model	Color	Fabric Color	Approx. Packaged Weight	Delivered Pricing	Delivered Pricing Fabric Grade 1 & C.O.M.	Delivered Pricing Fabric Grade 2	Delivered Pricing Fabric Grade 3 & Pallas Vertical Fabric Grade PV	Delivered Pricing Pallas Vertical Fabric Grade PV1	Delivered Pricing Pallas Vertical Fabric Grade PV2
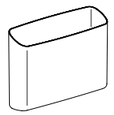 HRDPT	**Binder Bin**	10x13x3”	TSMABB	☐		2.0#	$ 54					
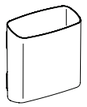 HRDPT	**File Bin**	9-1/2 x 9-1/2 x 3-1/2”	TSMAFB	☐		2.0#	$ 35					
 HRDPT	**Low Bin**	9-3/8 x 4-1/4 x 3-5/8”	TSMALB	☐		1.0#	$ 24					
 HRDPT	**Pencil Cup**	3 x 4 x 3”	TSMAPC	☐		1.0#	$ 17					
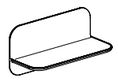 HRDPT	**Shelf**	10 x 5 x 4”	TSMAS	☐		1.0#	$ 26					
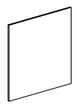 TTB	**Magnetic Tackboard Tiles** • Tackable surface • Magnetic attachement to dry-erasable steel core only	18 x 18 x 1/2” 18 x 24 x 1/2” 24 x 24 x 1/2”	TTB1818 TTB1824 TTB2424		□□□□□ □□□□□ □□□□□	5.0# 6.0# 7.0#	N/A N/A N/A	$ 244 263 282	$ 251 270 287	$ 260 280 299	$ 268 285 305	$ 276 295 313
			Ⓐ	Ⓑ	Ⓒ							

HOW TO ORDER

Indicate the following information on order form:
1. Quantity of each item.
2. Model number, including options. See “How To Build a Model Number”.
3. Any special service required.

Note: • The ☐ indicates that a choice is required.
- The absence of the ☐ indicates that no choice is required.
- Alpha-numeric characters in place of ☐ indicate that no other alternatives are available.

HOW TO BUILD A MODEL NUMBER

Ⓐ Select basic model.

Ⓑ Select color.
Refer to the **Product Color Options** page in this price list.

Ⓒ Select fabric color.
Refer to **ki.com/fabrics**

SPECIAL SERVICES

Special Carton Marking

With specially marked information N/C

Shipping

Ships **knocked down, FOB Manitowoc, WI 54220, freight prepaid.** Freight class 70.

Specifications and prices are subject to change without prior notice.

Tattoo™ Screens Accessories
Accessories

Tattoo™ Screens Accessories
Accessories

	MODEL	W x H	MODEL NUMBER: Basic Model	Color	Fabric Color	Approx. Packaged Weight	Delivered Pricing	Delivered Pricing Fabric Grade 1 & C.O.M.	Delivered Pricing Fabric Grade 2	Delivered Pricing Fabric Grade 3 & Pallas Vertical Fabric Grade PV	Delivered Pricing Pallas Vertical Fabric Grade PV1	Delivered Pricing Pallas Vertical Fabric Grade PV2
 HRDPT	**Coat Hook** • Formed powder-coated steel • Attaches with flat head allen screw to slotting below upper screen trim		TWSCH	□□		2.0#	$ 41					
 TSDPB	**Sliding Dual-Purpose Board** • Side A is magnetic dry-erasable steel • Side B is tackable fabric; fabric direction is always railroaded • Anodized aluminum trim • Attaches to and slides along slotting below upper screen trim • Reversible by user • Cannot be specified for use on Segmented Flex Screens	24 x 38.5"	TSDPB		□□□□□	15.0#	N/A	$ 229	$ 234	$ 242	$ 245	$ 254
			Ⓐ	Ⓑ	Ⓒ							

HOW TO ORDER

Indicate the following information on order form:
1. Quantity of each item.
2. Model number, including options. See “How To Build a Model Number”.
3. Any special service required.

Note: • The □ indicates that a choice is required.
- The absence of the □ indicates that no choice is required.
- Alpha-numeric characters in place of □ indicate that no other alternatives are available.

HOW TO BUILD A MODEL NUMBER

Ⓐ Select basic model.

Ⓑ Select color.
Refer to the **Product Color Options** page in this price list.

Ⓒ Select fabric color.
Refer to **ki.com/fabrics**

SPECIAL SERVICES

Special Carton Marking

With specially marked information	N/C

Shipping

Ships **knocked down, FOB Manitowoc, WI 54220, freight prepaid.** Freight class 70.

Specifications and prices are subject to change without prior notice.

Tattoo™ Storage
General Information



Pedestal with Cushion Top



Tower, Left Wardrobe



Tower, Right Wardrobe



Vanity, Laminate Top, Left Cupboard



Vanity, Steel Top, Right Cupboard

Features					
Casters	•	•	•	•	•
Glides		•	•	•	•
6 pull options	•	•	•	•	•



Low Cupboard



Low Cupboard with Raised Worktop



Low Cupboard with Raised Work-top, Adjustable Screen



Chest

Features				
Casters	•	•	•	•
Glides	•	•	•	•
6 pull options	•	•	•	

Locks
Locks are standard on all units. Locks are a high-security double-bit design. Two KI break-away keys are included with each lock. Units are standard with random keys in a range of 200 different numbers (994 key numbers are available to order).

Locks can be master keyed. Please see the accessories sections of this price book for ordering keys. Available keys are:
- Lock Core/Keys - Lock core and 2 keys are used in P-Series lock housings.
- Master Key - Single key which opens any P-Series lock.
- Extractor Key - Single key which extracts any P-Series lock core.
- Blank Key - Single uncut P-Series key to be cut as required by locksmith.
- Cut Key - 2 keys for a specific P-Series lock core number as indicated in the order notes.

All locks have removable and interchangeable plugs. This feature provides for on-site custom keying. Units can be supplied with the lock plugs installed or shipped separately. To remove lock plugs, a unique key is required. This key is the extractor (core-removal) key and can be found in the storage accessories portions of this price book. Contact customer service to order lock accessories. To order plugs for field installation, specify "no lock core (NLC)" when configuring. Order must specify total quantity of specific key numbered locks.

Example: 30 plugs
3 keyed alike
10 keyed alike
17 keyed alike

INFORMATION

Warranty
Refer to KI Terms & Conditions document or visit ki.com

Tattoo™ Storage
General Information

TECHNICAL SPECIFICATIONS

Construction & Standard Features
All Tattoo storage units are constructed primarily of steel, which is powder-coat painted in standard KI colors. Drawers feature smooth rolling, steel ball-bearing extension slides. Chest, Low Cupboard, Vanity and Tower units are supported off the floor by leg posts of 16-gauge steel which are welded to ¼" thick steel mounting plates and include either a caster or glide option. Leg post lengths are different for either casters or glides to accomplish a uniform 7" distance from the underside of the unit to the floor. Optional 1 1/8" diameter nylon leveling glides allow for height-adjustability of approximately ¾". Optional 1 1/2" diameter twin-wheel swiveling casters are constructed of soft non-marking plastic, in a set of two locking and two non-locking wheels. Mobile Pedestal is standard with casters only, two locking and two non-locking with one additional non-locking caster at the bottom of the lower drawer front for stability. All storage units are stand-alone units.

Tattoo Storage Finish
Tattoo storage is offered in all standard KI powder-coat finishes. Powder-coat application is a hybrid epoxy, baked on to provide a scratch and stain resistant finish. Door, drawer fronts and steel lids may be specified in different colors than the shell at no up charge. Locking filler rail is painted the same color as the door and drawer fronts. Mechanical components are nickel-chrome plated or finished with other protective coatings. Legs are powder-coated the same finish as the shells.

Tattoo Pulls
All Tattoo storage drawers and doors can be ordered to receive either cast metal Square, Connection Zone, Arc or Beveled style pulls in select metallic finishes. Woven nylon Strap pulls are available as well, and come in black or silver tone.

Tattoo Locks
Tattoo storage ships standard with high security double-bit locks, with master key-able P-Series lock cores. The locks are randomly keyed and can be specified with or without lock cores. Wardrobe and Vanity units contain multiple locks but will be keyed alike for each entire unit. Locks are available in black chromate and satin chrome finishes.

Optional Seat Pads & Padded Topper
The Mobile Pedestal and Low Cupboard are offered with optional loose seat pads. The Chest ships with a standard fixed padded topper. Pads are upholstered in a selection of fabrics. Total pad thickness is 1¼", consisting of ¾" polyurethane foam of 2.0 average density, 100 average IFD, and glued to ½" particle board. Loose seat pad bottoms have rubberized non-skid strips to protect surface finishes. Fixed padded toppers are fastened to the steel storage tops using steel machine screws into inserts in the particle board base.

Storage Door/Lid Hinges
Cupboard, Wardrobe, Vanity doors and lid each use two Euro-style "hidden hinges" for a seamless finish. The Chest utilizes a piano-style hinge for maximum durability as a seating surface. Vanity and Chest lids also feature two soft close lid stays for ease of use and silent operation.

Compliance
Tattoo Storage is designed and manufactured to meet or exceed required ANSI/BIFMA x5.9-2012.

Mobile Pedestal
Mobile Pedestal outer upper shell construction is of 20-gauge steel with an 18-gauge steel bottom pan. The primary drawer is constructed of 22-gauge steel and comes standard with side-to-side filing for letter and legal-sized folders. Primary drawer front features an internal pencil drawer behind the drawer front. The hidden drawer is constructed of 20-gauge steel.

Chest
Chest top and sides construction is of 20-gauge steel. Folder rails, bottom pan and its reinforcements are made from 18-gauge steel. Chest allows for side-to-side filing of legal size paper, with folder bars included for front-to-back filing of letter and legal sized paper. An additional pair of folder bars may be ordered separately to file a second set of letter or legal sized paper front-to-back. Chest lid features two soft-closing hinges for ease of use and silent operation of the lid. All chest units are standard with an upholstered padded topper to act as a sitting surface.

Low Cupboard
Low Cupboard case construction is of 20-gauge steel. The shell's top reinforcement, bottom pan and its reinforcements are made from 18-gauge steel. Unit is available with a steel top, or with optional ¾" thick raised worktop of HPL laminated particleboard, with a 2mm (73P) edge. Raised Worktop is supported by .060" thick wall aluminum tubing, allowing for 4½" of clearance between the worktop underside and the top of the unit shell. Raised Worktop Low Cupboard units are also available with a height-adjustable, ½" thick polyester felt screen. These screens have an acoustic rating of 0.45-0.90 NRC (acoustic range varies due to size and space relation). Screen is raised/lowered by hand and is 44 1/2" high when fully raised. Felt Screen mechanism lowers the screen top to be flush with the worktop surface.

Vanity
Vanity case construction is of 20-gauge steel. The bottom pan and its reinforcements are made from 18-gauge steel. Drawer fronts are constructed of 20-gauge steel, with 18-gauge steel reinforcements. The primary drawer back is constructed of 18-gauge steel. The cupboard door and shelf are constructed of 22-gauge steel.

The Vanity has a flip-up lid to provide additional privacy. The hinged lid has two soft closing hinges for ease of use and silent operation. Lids are available in 18-gauge steel, or laminated particleboard construction. The lid includes a white markerboard surface at the underside. The ¾" laminated particleboard lid has HPL laminate on top, a white markerboard backer surface underneath, a 2mm (73P) edge and a standard nylon strap pull. A storage space is located below either lid type, with a full-size felt pad to help gently store items.

The vanity cupboard door is either right- or left-hand and determines the hand of the unit. A right-hand unit features a cupboard door on right side of the unit. Inside the vanity cupboard is a removable shelf. The main drawer body is constructed with side access oriented towards the cupboard door. The drawer incorporates a stow-able folder bar, which can be moved out of the way for improved drawer access, or be used to allow front-to-back filing of letter sized paper. A pencil drawer is hidden behind the main drawer front for improved utility and aesthetics. Unit can be ordered with grommets in the upper lid shelf, 1 7/8" overall clearance diameter with a ¾" diameter cord pass through and the rear cupboard grommet with 1 5/8" overall clearance through to route wires. Grommet will be located on the cupboard side.

Tower
Tower case construction is of 20-gauge steel. The bottom pan and its reinforcements are made from 18-gauge steel. Drawer fronts and wardrobe door are constructed of 22-gauge steel. The drawer bodies and backs are constructed of 18-gauge steel. Unit features a pedestal in file/file or box/box/file configuration. File drawers may be filled with letter sized paper front-to-back, or letter or legal sized paper side-to-side. A front- and side-accessible storage shelf is located above the pedestal. The location of the full vertical-height wardrobe, with coat rod bracket and boot tray determine the hand of the unit. A right-hand unit features the wardrobe on the right side of the unit.
.

Mobile Pedestal

External Pedestal Dimensions	Internal File Drawer Dimensions	Internal Hidden Drawer Dimensions
External Height: 19"	Internal Height: 12 1/4"	Internal Height: 2"
External Width: 12"	Internal Width: 9"	Internal Width: 9"
External Depth: 18"	Internal Depth: 16 1/4"	Internal Depth: 16"

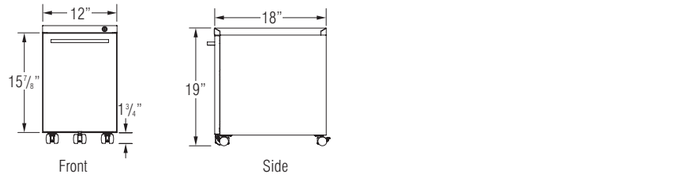

Chest

External Chest Dimensions	Internal Chest Dimensions
External Height: 20 3/8"	Internal Height: 11 1/4"
External Width: 36"	Internal Width: 34 1/2"
External Depth: 18"	Internal Depth: 15"

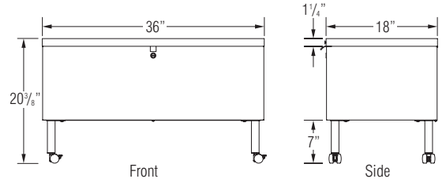

Low Cupboard

External Low Cupboard Dimensions	Internal Low Cupboard Dimensions
Steel Top Height: 21 3/4"	Internal Height: 12 3/4"
Raised Worktop Height: 27"	Internal Width: 34 1/2"
External Width: 36"	Internal Depth: 17"
External Depth: 18"	

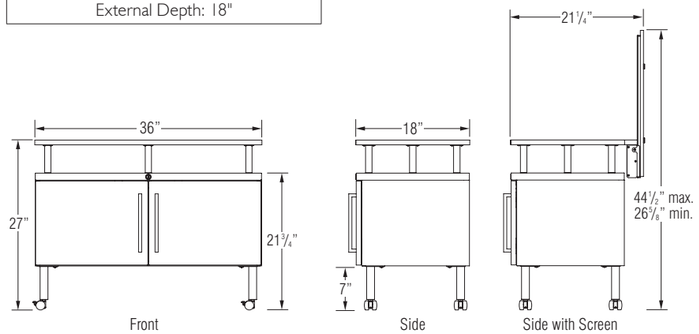

Tower

External Tower Dimensions
External Height: 46"
External Width: 24"
External Depth: 22"

Internal Box Drawer Dimensions	Internal File Drawer Dimensions	Internal Open Storage Dimensions	Internal Wardrobe Dimensions
Internal Height: 5 1/8"	Internal Height: 11"	Internal Height: 12 1/2"	Internal Height: 37 3/8"
Internal Width: 12"	Internal Width: 12"	Internal Width: 14 1/8"	Internal Width: 7 3/8"
Internal Depth: 15 1/2"	Internal Depth: 15 1/2"	Internal Depth: 20 3/8"	Internal Depth: 21"
			Linear Coat Hook Space: 4 1/2"

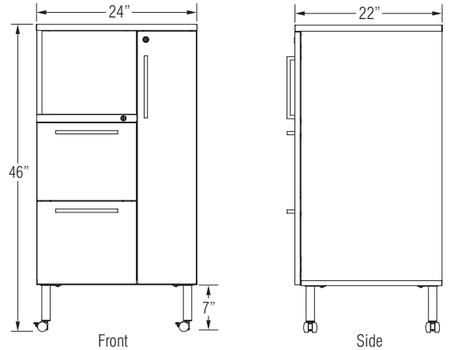

Vanity

External Vanity Dimensions
External Height: 29 1/8"
External Width: 24"
External Depth: 22"

Internal Pencil Drawer Dimensions	Internal File Drawer Dimensions	Internal Lid Storage Dimensions	Internal Cupboard Dimensions
Internal Height: 2 3/4"	Internal Height: 14 1/2"	Internal Height: 1 1/4"	Internal Height: 18 5/8"
Internal Width: 12"	Internal Width: 12"	Internal Width: 22 1/2"	Internal Width: 8 1/4"
Internal Depth: 15 3/8"	Internal Depth: 17 1/2"	Internal Depth: 19"	Internal Depth: 21"
			Internal Height with Shelf: 8 7/8" above / below shelf
			Internal Shelf Depth: 18 1/4" with a 2" clearance behind to route cables

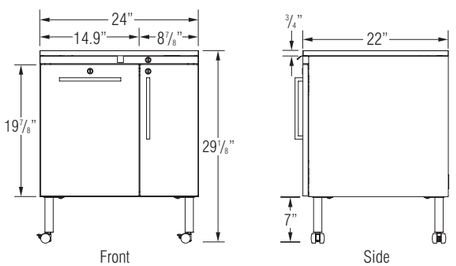

Tattoo™ Storage
General Information

Storage

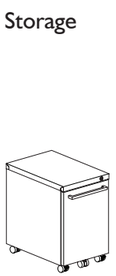

TSPD
Pedestal

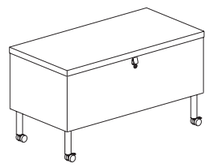

TSCH
Chest

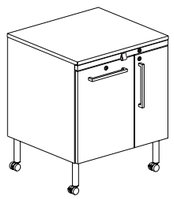

TSVA
Vanity

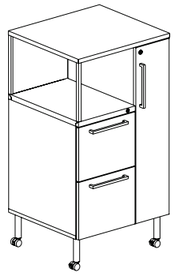

TSTW
Tower

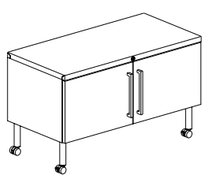

TSCB CS
Low Cupboard

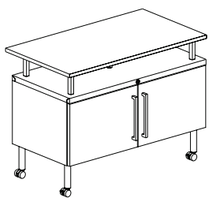

TSCM CW
Low Cupboard with Raised Worksurface

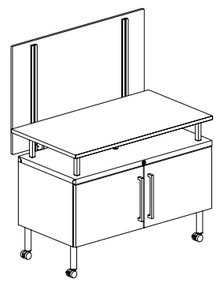

TSCB CWS
Low Cupboard with Adjustable Screen

Pulls

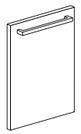

SQP
224mm
Satin Chrome
Square Pull

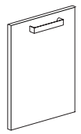

CZP
128mm
Nickle
Connection Zone Pull

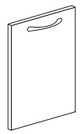

ARCN
128mm
Nickle
Arc Pull

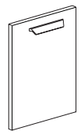

S5/S6
128mm
Black/Satin Chrome
Beveled Pull



SSR/SBL
38mm W x 83mm L
Black/Silver
Strap Pull

Glides

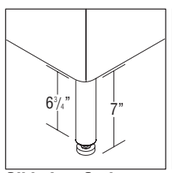

Glide Leg Option

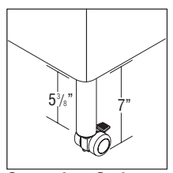

Caster Leg Option

Tattoo™ Storage
Ordering C.O.M., C.O.L., and C.O.V. - Bonduel

How to Specify C.O.M. Upholstery
Textile designs often have intricate patterns. Not all individuals will interpret fabric direction in the same manner.

As a standard procedure, KI cuts fabrics off the roll in a horizontal fashion as shown in Diagram A at the right. By cutting in this fashion, most waste is eliminated. Our requirements for yardage in this book are based on this type of cutting. When directional or patterned fabrics are used, they often require more yardage than solid colors.

By providing KI with a completely filled-out copy of the form on this page, we will be able to expedite your order. We find it particularly helpful with directional or patterned upholstery material. It is critical that copies of this form accompany test quantities as well as production quantities of C.O.M.

C.O.M. must be supplied in continuous yardage.

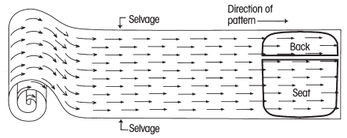

C.O.M., C.O.L. and C.O.V. Testing
KI will require for testing actual yardage to upholster one chair. The testing requirements depend on which chair you have selected on your order.

Test samples will be applied to the order and will be held for 6 months if needed. After 6 months, the sample can no longer be applied to your order. For all products to be tested, send test samples for approval to:

KI
Attn: C.O.M. Specialist
1687 Westminster Drive, Gate 3
Green Bay WI 54302

To expedite the procedure, attach a copy of the "C.O.M. Information Form" on this page.

All C.O.M., C.O.L. and C.O.V. must be labeled with the purchase order number.

C.O.M., C.O.L. and C.O.V. Production
Customer's fabrics and leathers must be approved prior to acceptance for production. Upon test approval, a 1' square sample swatch of upholstery material must accompany the order. KI assumes no responsibility for wear, defects or performance of customer's own fabrics, vinyl or leather. C.O.M., C.O.L. and C.O.V. orders are available on a deferred delivery basis.

Orders for production of C.O.M., C.O.L. and C.O.V. upholstered products are not scheduled for processing until upholstery material is received. Upon receipt, KI will provide an acknowledgement and an estimated shipping date.

KI recommends that leather be ordered in yardage. Leather must be usable. The outer edges cannot be calculated as square feet or yardage.

The C.O.M., C.O.L. and C.O.V. yardage requirements accompanying products in the pricing section are for 10 chairs/seats or less, 54" wide nondirectional material. On larger orders, less material is required.

For exact production yardage requirements, call 1-800-424-2432, ext. 2707.

C.O.M., C.O.L. and C.O.V. Order Processing
For products shipped from Green Bay, WI facility, ship upholstery material to:

KI
Attn: C.O.M. Storage
1687 Westminster Drive, Gate 3
Green Bay, WI 54302

T

For products shipped from Bonduel, WI facility, ship material to:

KI
Attn: C.O.M. Storage
204 West South Street
Bonduel, WI 54107

For products shipped from Ontario, CA facility , ship material to:

Avail/Impress/Kismet/Medical & Laboratory Stools/Pilot
Attn: C.O.M. Storage
1110 S. Mildred Ave.
Ontario, CA 91761

Intricate Patterns
In the event of specific requirements for positioning of intricate patterns or pattern repeats on seats and backrests, provide a sketch noting requirements, as in Diagram B, along with materials for testing, and with the order.

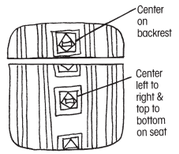

Diagram B

Treated Materials
If C.O.M. requires processing such as Scotchgard® or acrylic backing, it often shrinks. To prevent delays in delivery or back ordering due to shrinkage, please have your processor remeasure after processing and assure adequate yardage shipment.

Split Orders
If a portion of the shipment which does not require C.O.M., C.O.L. or C.O.M. applications is to be processed and shipped early, KI will enter the order immediately at your request. These split shipments are subject to minimum order changes.

Contact the C.O.M. Specialist at 1-800-424-2432, ext. 2707, with questions or to verify a split order.

Excess Upholstery Material
KI will dispose of excess upholstery material at the time of shipment unless expressly requested to return it with the product shipment.

Cancelled or Changed Orders
KI assumes no responsibility for extra C.O.M., C.O.L. or C.O.V. material due to a change of upholstery or cancellation of an order. It is the customer's responsibility to arrange for return of this material.

C.O.M., C.O.L and C.O.V. Information Form

A copy of this form should accompany test requests and production orders. Please fill it out completely, and, if your order has been acknowledged, provide the acknowledgement number.

Purchasing Agent (Dealer or buying organization)

Attention

Address

City State Zip

Project Name

Type of seating and number of units of each type

Please see information below and check the appropriate box.

☐ Submitted for testing.

Purchase Order Number

☐ Test approved. Submitted for production.

KI Acknowledgement Number

In all instances, send this form to the C.O.M. Specialist.

☐ A Selvage Top and Bottom



☐ B Selvage Side and Side



Tattoo™ Storage
Product Color Options

Tattoo™ Storage
Product Color Options

Laminate Color

Belair	LBQ
Biltmore Cherry	LBT
Black	LBK
Brighton Walnut	LBW
Canyon Zephyr	LCA
Castle Oak	LCO
Casual Linen	LCU
Cherry Storm	LCX
Classic Linen	LCI
Cloud Zephyr	LCL
Cocobala	LCC
Crisp Linen	LRI
Desert Zephyr	LDZ
Dove Grey	LDG
Fired Steel	LIL
Flax Linen	LXF
Florence Walnut	LFC
Forged Steel	LOL
Friston Ash	LFH
Frosty White	LFW
Graphite Nebula	LGN
Grey	LGE
High Rise	LHE
Hollyberry	LHY
Irish Linen	LIH
Island	LID
Italian Silver Ash	LIT
Kensington Maple	LKM
Lapis Blue	LLB
Markerboard White	LMK
Misted Zephyr	LMR
Monticello Maple	LMT
Nickel Evolv	LNV
North Sea	LNA
Ocean	LON
Pearl Bisque	LPB
Pearl Silver	LPS
Pressed Linen	LPR
River Cherry	LRY
Rugged Linen	LRG
Satin Stainless	LSS
Shadow Zephyr	LSR
Silicon evolv	LSV
Sterling Ash	LAZ
Tailored Linen	LTL
Titanium evolv	LTV
White Nebula	LWL
White Sand	LWN
Windsor Mahogany	LWY

Edge Color for 73P Edge Style

Belair	EBQ
Biltmore Cherry	EBT
Black	EBL
Blue Grey	EGR
Brighton Walnut	EBW
Castle Oak	ECO
Cherry Storm	ECX
Cocobala	ECC
Cool Grey	ECG
Earthen Clay	EEY
Everglade Shade	EEV
Flannel	EFN
Florence Walnut	EFC
Friston Ash	EFH
Frosty White	EFW
Hazy Jade	HJ
Honey Bee	EHY
Italian Silver Ash	EIT
Kensington Maple	EKM
Light Tone	ELG
Mardi Gras	EMG
Misty Brown	EMY
Monticello Maple	EMT
Multiplex	EMB
Nemo	ENE
Poppy Red	EPR
Purple Haze	EPH
River Cherry	ERY
Rubber Ducky	ERK
Sand	ESA
Sky Blue	ESK
Sterling Ash	EAZ
Surf's Up	ESP
Twilight Shadow	ETI
Ultra Blue	EUB
Warm Grey	EWG
Windsor Mahogany	EWY
Zesty Lime	EZL

Top Paint Color

Black	TTBL
Blue Grey	TTGR
Bronze Metallic	TTZM
Cayenne	TTCY
Champagne Metallic	TTCM
Cool Grey	TTCG
Cottonwood	TTCO
Earthen Clay	TTEY
Espresso Metallic	TTEX
Everglade Shade	TTEV
Flannel	TTFN
Glitz Metallic	TTGZ
Hazy Jade	TTHJ
Honey Bee	TTHY
Light Tone	TTLG
Mardi Gras	TTMG
Misty Brown	TTMY
Nemo	TTNE
Nordic	TTND
Poppy Red	TTPR
Purple Haze	TTPH
Rubber Ducky	TTRK
Sand	TTSA
Sky Blue	TTSK
Hazy Jade	TTHJ
Starlight Silver Metallic	TTSX
Surf's Up	TTSP
Twilight Shadow	TTTI
Ultra Blue	TTUB
Warm Grey	TTWG
Zesty Lime	TTZL

Shell Paint Color

Black	BL
Blue Grey	GR
Bronze Metallic	ZM
Cayenne	CY
Champagne Metallic	CM
Cool Grey	CG
Cottonwood	CO
Earthen Clay	EY
Espresso Metallic	EX
Everglade Shade	EV
Flannel	FN
Glitz Metallic	GZ
Hazy Jade	HJ
Honey Bee	HY
Light Tone	LG
Mardi Gras	MG
Misty Brown	MY
Nemo	NE
Nordic	ND
Poppy Red	PR
Purple Haze	PH
Rubber Ducky	RK
Sand	SA
Sky Blue	SK
Starlight Silver Metallic	SX
Surf's Up	SP
Twilight Shadow	TI
Ultra Blue	UB
Warm Grey	WG
Zesty Lime	ZL

Door/Drawer Paint Color

Black	FBL
Blue Grey	FGR
Bronze Metallic	FZM
Cayenne	FCY
Champagne Metallic	FCM
Cool Grey	FCG
Cottonwood	FCO
Earthen Clay	FEY
Espresso Metallic	FEX
Everglade Shade	FEV
Flannel	FFN
Glitz Metallic	FGZ
Hazy Jade	FHJ
Honey Bee	FHY
Light Tone	FLG
Mardi Gras	FMG
Misty Brown	FMY
Nemo	FNE
Nordic	FND
Poppy Red	FPR
Purple Haze	FPH
Rubber Ducky	FRK
Sand	FSA
Sky Blue	FSK
Starlight Silver Metallic	FSX
Surf's Up	FSP
Twilight Shadow	FTI
Ultra Blue	FUB
Warm Grey	FWG
Zesty Lime	FZL

Locking filler rail is painted the same color as the door and drawer fronts.

Lock Color

Satin Chrome	SCL
Black	BLL

Strap Pull Color

Black	SBL
Silver	SSR

Screen Felt Color

Dandelion	FTDD
Fawn	FTFW
Flannel	FTFN
Heather	FTHR
Lava	FTLV
Midnight Blue	FTMB
Spring	FTSG

Finish Cards

View color swatches for items listed within this document.

Paints **Wood/Veneer** **Molded Edges** **Hard Plastics**
Plastics/Poly **Laminates** **Edge Styles** **Glass**

Certain options referenced may not be available on GSA Schedule.

Tattoo™ Storage
Pedestals

Tattoo™ Storage
Pedestals

	MODEL	W x D x H	MODEL NUMBER: Basic Model	Pull Style Ⓐ	Shell Color Ⓑ	Door/Drawer Front Color Ⓒ	Pull Color Ⓓ	Lock Option Ⓔ	Lock Color Ⓕ	Upholstery Color Ⓖ	Approx. Packaged Weight	Delivered Pricing	Delivered Pricing C.O.M.	Delivered Pricing Fabric Grade 1	Delivered Pricing Fabric Grade 2	Delivered Pricing Fabric Grade 3	Delivered Pricing Vinyl Group 2V	Delivered Pricing Pallas Fabric Group P0	Delivered Pricing Pallas Fabric Group P1	Delivered Pricing Pallas Fabric Group P2	Delivered Pricing Pallas Fabric Group P3	Delivered Pricing Pallas Fabric Group P4
 Arc pull shown TSPD	**Mobile File with Pencil Drawer** • Large drawer for files or personal items • Large drawer houses 1-1/2" hidden inner pencil drawer • Steel shell and steel front • 5th wheel in lieu of counterbalance weight • Optional pad specified separately	12 x 18 x 19"	TSPD1218MF	□□□	□□	□□□	□□□	□□□	□□□		38.0#	$ 620										
 TSPP	**Pedestal Pad** • Foam and medium density fiberboard construction • Non-slip pads on underside • COM = .5 yd	12 x 18 x 1-1/4"	TSPP1218							□□□□□	0.0#	N/A	$ 110	$ 110	$ 121	$ 122	$ 122	$ 125	$ 132	$ 142	$ 142	$ 153

HOW TO ORDER

Indicate the following information on order form:
1. Quantity of each item.
2. Model number, including options. See "How To Build a Model Number".
3. Any special service required.

Note: • The □ indicates that a choice is required.
- The absence of the □ indicates that no choice is required.
- Alpha-numeric characters in place of □ indicate that no other alternatives are available.

HOW TO BUILD A MODEL NUMBER

Ⓐ Select basic model.

Ⓑ Select pull style.

ARCN	- Arc pull
S6	- Beveled pull Black
S5	- Beveled pull Satin Chrome
SQP	- Large Square pull; add $14
STP	- Strap pull
CZP	- Connection Zone pull

Ⓒ Select shell color.
Refer to the **Product Color Options** page in this price list.

Ⓓ Select drawer color.
Refer to the **Product Color Options** page in this price list.

Ⓔ Select pull color.
Select if Strap pull (STP) is selected.

SBL	- Black
SSR	- Silver

Refer to the **Product Color Options** page in this price list.

Ⓕ Select lock option.

KS	- Key standard
NLC	- No lock core
KA	- Key alike

Ⓖ Select lock color.

BLL	- Black
SCL	- Satin Chrome

Refer to the **Product Color Options** page in this price list.

Ⓗ Select upholstery color.
Refer to **ki.com/fabrics**

SPECIAL SERVICES

Special Carton Marking

With specially marked information N/C

Shipping

Ships **assembled, FOB Pembroke, ON K8A 0E1, freight prepaid.** Freight class 100.

Specifications and prices are subject to change without prior notice.

Tattoo™ Storage
Towers

Tattoo™ Storage
Towers

	MODEL	W x D x H	MODEL NUMBER: Basic Model	Pull Style	Base	Shell Color	Door/Drawer Front Color	Pull Color	Lock Option	Lock Color	Approx. Packaged Weight	Delivered Pricing
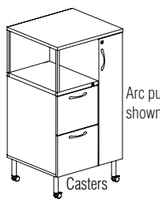 TSTW	**Right Facing Wardrobe - Left Facing Shelf/File/File Tower** • Wardrobe and file lock independently • Two 12" file drawers • Open shelf large enough to hold binders • Available with casters or glides • Wardrobe includes hanger bar and boot tray • Legs field installed	24 x 22 x 46"	TSTW2439FF9RW	□□□	□□□	□□	□□□	□□□	□□□	□□□	141.0#	$ 1928
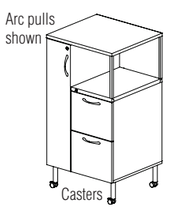 TSTW	**Left Facing Wardrobe - Right Facing Shelf/File/File Tower** • Wardrobe and file lock independently • Two 12" file drawers • Open shelf large enough to hold binders • Available with casters or glides • Wardrobe includes hanger bar and boot tray • Legs field installed	24 x 22 x 46"	TSTW2439FF9LW	□□□	□□□	□□	□□□	□□□	□□□	□□□	141.0#	$ 1928
			Ⓐ	Ⓑ	Ⓒ	Ⓓ	Ⓔ	Ⓕ	Ⓖ	Ⓗ		

HOW TO ORDER

Indicate the following information on order form:
1. Quantity of each item.
2. Model number, including options. See "How To Build a Model Number".
3. Any special service required.

Note: • The □ indicates that a choice is required.
- The absence of the □ indicates that no choice is required.
- Alpha-numeric characters in place of □ indicate that no other alternatives are available.

HOW TO BUILD A MODEL NUMBER

Ⓐ Select basic model.

Ⓑ Select pull style.

ARCN	- Arc pull
S6	- Beveled pull Black
S5	- Beveled pull Satin Chrome
SQP	- Large Square pull; add $40
STP	- Strap pull
CZP	- Connection Zone pull

Ⓒ Select base option.

4CR	- 4 casters-2 locking (black)
4GL	- 4 glides (black)

Ⓓ Select shell color.
Refer to the **Product Color Options** page in this price list.

Ⓔ Select door/drawer color.
Refer to the **Product Color Options** page in this price list.

Ⓕ Select pull color.
Select if Strap Pull (STP) is selected.

SBL	- Black
SSR	- Silver

Refer to the **Product Color Options** page in this price list.

Ⓖ Select lock option.

KS	- Key standard
NLC	- No lock core
KA	- Key alike

Ⓗ Select lock color.

BLL	- Black
SCL	- Satin Chrome

Refer to the **Product Color Options** page in this price list.

SPECIAL SERVICES

Special Carton Marking

With specially marked information N/C

Shipping

Ships **assembled, FOB Pembroke, ON K8A 0E1, freight prepaid.** Freight class 100.

Specifications and prices are subject to change without prior notice.

Tattoo™ Storage
Towers

Tattoo™ Storage
Towers

	MODEL	W x D x H	MODEL NUMBER: Basic Model	Pull Style	Base	Shell Color	Door/Drawer Front Color	Pull Color	Lock Option	Lock Color	Approx. Packaged Weight	Delivered Pricing
 Large square pulls shown. Casters. TSTW	**Right Facing Wardrobe - Left Facing Shelf/Box/Box/File Tower** • Wardrobe and file lock independently • Two 6" drawers; one 12" file drawer • Open shelf large enough to hold binders • Available with casters or glides • Wardrobe includes hanger bar and boot tray • Legs field installed	24 x 22 x 46"	TSTW2439BBF9RW	□□□	□□□	□□	□□□	□□□	□□□	□□□	141.0#	$ 1959
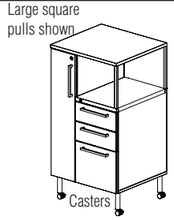 Large square pulls shown. Casters. TSTW	**Left Facing Wardrobe - Right Facing Shelf/Box/Box/File Tower** • Wardrobe and file lock independently • Two 6" drawers; one 12" file drawer • Open shelf large enough to hold binders • Available with casters or glides • Wardrobe includes hanger bar and boot tray • Legs field installed	24 x 22 x 46"	TSTW2439BBF9LW	□□□	□□□	□□	□□□	□□□	□□□	□□□	141.0#	$ 1959
			Ⓐ	Ⓑ	Ⓒ	Ⓓ	Ⓔ	Ⓕ	Ⓖ	Ⓗ		

HOW TO ORDER

Indicate the following information on order form:
1. Quantity of each item.
2. Model number, including options. See "How To Build a Model Number".
3. Any special service required.

Note: • The □ indicates that a choice is required.
- The absence of the □ indicates that no choice is required.
- Alpha-numeric characters in place of □ indicate that no other alternatives are available.

HOW TO BUILD A MODEL NUMBER

Ⓐ Select basic model.

Ⓑ Select pull style.

ARCN	- Arc pull
S6	- Beveled pull Black
S5	- Beveled pull Satin Chrome
SQP	- Large Square pull; add $52
STP	- Strap pull
CZP	- Connection Zone pull

Ⓒ Select base option.

4CR	- 4 casters-2 locking (black)
4GL	- 4 glides (black)

Ⓓ Select shell color.
Refer to the **Product Color Options** page in this price list.

Ⓔ Select door/drawer color.
Refer to the **Product Color Options** page in this price list.

Ⓕ Select pull color.
Select if Strap Pull (STP) is selected.

SBL	- Black
SSR	- Silver

Refer to the **Product Color Options** page in this price list.

Ⓖ Select lock option.

KS	- Key standard
NLC	- No lock core
KA	- Key alike

Ⓗ Select lock color.

BLL	- Black
SCL	- Satin Chrome

Refer to the **Product Color Options** page in this price list.

SPECIAL SERVICES

Special Carton Marking

With specially marked information N/C

Shipping

Ships **assembled, FOB Pembroke, ON K8A 0E1, freight prepaid.** Freight class 100.

Specifications and prices are subject to change without prior notice.

Tattoo™ Storage
Vanity with Laminate Top

Tattoo™ Storage
Vanity with Laminate Top

	W x D x H	MODEL NUMBER Basic Model	Pull Style	Base	Grommet Option	Top Laminate Color	Edge Color	Shell Color	Door/Drawer Front Color	Pull Color	Lock Option	Lock Color	Approx. Packaged Weight	Delivered Pricing
Large square pulls shown 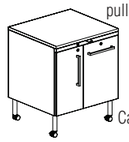 Casters TSVA **Left Facing Cupboard - Right Facing Drawer Vanity (Laminate Top)** • Flip-up laminate top with marker-board on underside • Felt lined inside top compartment • Larger drawer houses 1-1/2" hidden inner pencil drawer • 48" high when lid is raised • Cupboard with removable shelf • Bumpers included • Available with casters or glides • Legs field installed	24 x 22 x 29"	TSVA2422VLLDR	□□□	□□□	□□	□□□	□□□	□□	□□□	□□□	□□□	□□□	132.0#	$ 2135
Large square pulls shown 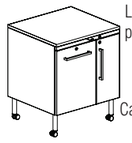 Casters TSVA **Right Facing Cupboard - Left Facing Drawer Vanity (Laminate Top)** • Flip-up laminate top with marker-board on underside • Felt lined inside top compartment • Larger drawer houses 1-1/2" hidden inner pencil drawer • 48" high when lid is raised • Cupboard with removable shelf • Bumpers included • Available with casters or glides • Legs field installed	24 x 22 x 29"	TSVA2422VLRDR	□□□	□□□	□□	□□□	□□□	□□	□□□	□□□	□□□	□□□	132.0#	$ 2135
		Ⓐ	Ⓑ	Ⓒ	Ⓓ	Ⓔ	Ⓕ	Ⓖ	Ⓗ	Ⓘ	Ⓙ	Ⓚ		

HOW TO ORDER

Indicate the following information on order form:
1. Quantity of each item.
2. Model number, including options. See "How To Build a Model Number".
3. Any special service required.

Note: • The □ indicates that a choice is required.
• The absence of the □ indicates that no choice is required.
• Alpha-numeric characters in place of □ indicate that no other alternatives are available.

HOW TO BUILD A MODEL NUMBER

Ⓐ Select basic model.

Ⓑ Select pull style.

ARCN	- Arc pull
S6	- Beveled pull Black
S5	- Beveled pull Satin Chrome
SQP	- Large Square pull; add $26
STP	- Strap pull
CZP	- Connection Zone pull

Ⓒ Select base option.

4CR	- 4 casters-2 locking (black)
4GL	- 4 glides (black)

Ⓓ Select grommet.

NG	- No grommet
G	- Grommet

Ⓔ Select top laminate color.
Refer to the **Product Color Options** page in this price list.

Ⓕ Select edge color.
Refer to the **Product Color Options** page in this price list.

Ⓖ Select shell color.
Refer to the **Product Color Options** page in this price list.

Ⓗ Select door/drawer color.
Refer to the **Product Color Options** page in this price list.
Locking filler rail is painted the same color as the door and drawer fronts.

Ⓘ Select pull color.

SBL	- Black
SSR	- Silver

Refer to the **Product Color Options** page in this price list.

Ⓙ Select lock option.

KS	- Key standard
NLC	- No lock core
KA	- Key alike

Ⓚ Select lock color.

BLL	- Black
SCL	- Satin Chrome

Refer to the **Product Color Options** page in this price list.

SPECIAL SERVICES

Special Carton Marking

With specially marked information N/C

Shipping

Ships **assembled, FOB Pembroke, ON K8A 0E1, freight prepaid.** Freight class 100.

Specifications and prices are subject to change without prior notice.

Tattoo™ Storage
Vanity with Steel Top

Tattoo™ Storage
Vanity with Steel Top

	W x D x H	MODEL NUMBER Basic Model	Pull Style	Base	Grommet Option	Shell Color	Door/Drawer Front Color	Top Paint Color	Pull Color	Lock Option	Lock Color	Approx. Packaged Weight	Delivered Pricing
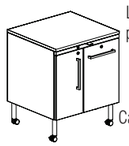 TSVA **Left Facing Cupboard - Right Facing Drawer Vanity (Steel Top)** • Flip-up steel top with magnetic markerboard on underside • Felt lined inside top compartment • Larger drawer houses 1-1/2" hidden inner pencil drawer • 48" high when lid is raised • Cupboard with removable shelf • Bumpers included • Available with casters or glides • Legs field installed	24 x 22 x 29"	TSVA2422VSLDR	□□□	□□□	□□	□□	□□□	□□□	□□□	□□□	□□□	132.0#	$ 2006
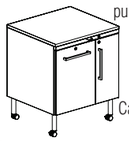 TSVA **Right Facing Cupboard - Left Facing Drawer Vanity (Steel Top)** • Flip-up steel top with magnetic markerboard on underside • Felt lined inside top compartment • Larger drawer houses 1-1/2" hidden inner pencil drawer • 48" high when lid is raised • Cupboard with removable shelf • Bumpers included • Available with casters or glides • Legs field installed	24 x 22 x 29"	TSVA2422VSRDR	□□□	□□□	□□	□□	□□□	□□□	□□□	□□□	□□□	132.0#	$ 2006

Ⓐ Ⓑ Ⓒ Ⓓ Ⓔ Ⓕ Ⓖ Ⓗ Ⓘ Ⓙ

HOW TO ORDER

Indicate the following information on order form:
1. Quantity of each item.
2. Model number, including options. See "How To Build a Model Number".
3. Any special service required.

Note: • The □ indicates that a choice is required.
- The absence of the □ indicates that no choice is required.
- Alpha-numeric characters in place of □ indicate that no other alternatives are available.

HOW TO BUILD A MODEL NUMBER

Ⓐ Select basic model.

Ⓑ Select pull style.

ARCN	- Arc pull
S6	- Beveled pull Black
S5	- Beveled pull Satin Chrome
SQP	- Large Square pull; add $26
STP	- Strap pull
CZP	- Connection Zone pull

Ⓒ Select base option.

4CR	- 4 casters-2 locking (black)
4GL	- 4 glides (black)

Ⓓ Select grommet.

NG	- No grommet
G	- Grommet

Ⓔ Select shell color.
Refer to the **Product Color Options** page in this price list.

Ⓕ Select door/drawer color.
Refer to the **Product Color Options** page in this price list.
Locking filler rail is painted the same color as the door and drawer fronts.

Ⓖ Select top paint color.
Refer to the **Product Color Options** page in this price list.

Ⓗ Select pull color.

SBL	- Black
SSR	- Silver

Refer to the **Product Color Options** page in this price list.

Ⓘ Select lock option.

KS	- Key standard
NLC	- No lock core
KA	- Key alike

Ⓙ Select lock color.

BLL	- Black
SCL	- Satin Chrome

Refer to the **Product Color Options** page in this price list.

SPECIAL SERVICES

Special Carton Marking

With specially marked information N/C

Shipping

Ships **assembled, FOB Pembroke, ON K8A 0E1, freight prepaid.** Freight class 100.

Specifications and prices are subject to change without prior notice.

Tattoo™ Storage
Low Cupboard

Tattoo™ Storage
Low Cupboard

	W x D x H	MODEL NUMBER										Approx. Packaged Weight	Delivered Pricing
		Basic Model	Pull Style	Base	Top Laminate Color	Edge Color	Shell Color	Door/Drawer Front Color	Pull Color	Lock Option	Lock Color		
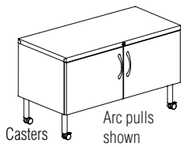 Casters Arc pulls shown TSCB **Low Cupboard** • All steel construction • 2 open doors for large storage cavity • Optional pad specified separately • Available with casters or glides • Legs field installed	36 x 18 x 21-3/4”	TSCB3615LCS	□□□	□□□			□□	□□□		□□□	□□□	56.0#	$ 983
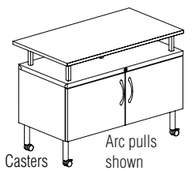 Casters Arc pulls shown TSCB **Low Cupboard with Raised Laminate Worktop** • All steel construction • 2 open doors for large storage cavity • 27” high 3/4” laminate raised work-top • Available with casters or glides • Legs and worktop field installed	36 x 18 x 27”	TSCB3615LCW	□□□	□□□	□□□	□□□	□□	□□□		□□□	□□□	70.0#	$ 1281

Ⓐ Ⓑ Ⓒ Ⓓ Ⓔ Ⓕ Ⓖ Ⓗ Ⓘ Ⓙ

HOW TO ORDER

Indicate the following information on order form:
1. Quantity of each item.
2. Model number, including options. See “How To Build a Model Number”.
3. Any special service required.

Note: • The □ indicates that a choice is required.
- The absence of the □ indicates that no choice is required.
- Alpha-numeric characters in place of □ indicate that no other alternatives are available.

HOW TO BUILD A MODEL NUMBER

Ⓐ Select basic model.

Ⓑ Select pull style.

ARCN	- Arc pull
S6	- Beveled pull Black
S5	- Beveled pull Satin Chrome
SQP	- Large Square pull; add $26
STP	- Strap pull
CZP	- Connection Zone pull

Ⓒ Select base option.

4CR	- 4 casters-2 locking (black)
4GL	- 4 glides (black)

Ⓓ Select top laminate color.
Refer to the **Product Color Options** page in this price list.

Ⓔ Select edge color.
Refer to the **Product Color Options** page in this price list.

Ⓕ Select shell color.
Refer to the **Product Color Options** page in this price list.

Ⓖ Select door/drawer color.
Refer to the **Product Color Options** page in this price list.

Ⓗ Select pull color.
Select if Strap Pull (STP) is selected.

SBL	- Black
SSR	- Silver

Refer to the **Product Color Options** page in this price list.

Ⓘ Select lock option.

KS	- Key standard
NLC	- No lock core
KA	- Key alike

Ⓙ Select lock color.

BLL	- Black
SCL	- Satin Chrome

Refer to the **Product Color Options** page in this price list.

SPECIAL SERVICES

Special Carton Marking

With specially marked information N/C

Shipping

Ships **assembled, FOB Pembroke, ON K8A 0E1, freight prepaid.** Freight class 100.

Specifications and prices are subject to change without prior notice.

Tattoo™ Storage
Low Cupboard

Tattoo™ Storage
Low Cupboard

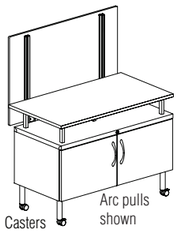

TSCB

Low Cupboard with Raised Laminate Worktop and Adjustable Screen

- All steel construction
- 2 open doors for large storage cavity
- 27" high 3/4" laminate raised worktop
- Adjustable screen attaches to worktop
- Available with casters or glides
- Legs, worktop, adjustable screen field installed

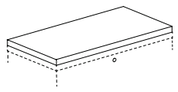

TSPP

Low Cupboard Pad

- Foam and medium density fiberboard construction
- Non-slip pads on underside
- COM = .7 yd

	MODEL NUMBER												Approx. Packaged Weight	Delivered Pricing	Delivered Pricing C.O.M.	Delivered Pricing Fabric Grade 1	Delivered Pricing Fabric Grade 2	Delivered Pricing Fabric Grade 3	Delivered Pricing Vinyl Group 2V	Delivered Pricing Pallas Fabric Group P0	Delivered Pricing Pallas Fabric Group P1	Delivered Pricing Pallas Fabric Group P2	Delivered Pricing Pallas Fabric Group P3	Delivered Pricing Pallas Fabric Group P4
W x D x H	Basic Model	Pull Style	Base	Top Laminate Color	Edge Color	Shell Color	Door Color	Pull Color	Lock Option	Lock Color	Screen Felt Color	Uph. Color												
36 x 21 x 27 - 44-1/2"	TSCB3615LCWS	□□□	□□□	□□□	□□□	□□	□□□		□□□	□□□	□□		80.0#	$ 1876										
36 x 18 x 1-1/4"	TSPP3618											□□□	0.0#	N/A	$ 158	$ 158	$ 179	$ 181	$ 181	$ 183	$ 197	$ 215	$ 216	$ 233

Ⓐ Ⓑ Ⓒ Ⓓ Ⓔ Ⓕ Ⓖ Ⓗ Ⓘ Ⓙ Ⓚ Ⓛ

HOW TO ORDER

Indicate the following information on order form:
1. Quantity of each item.
2. Model number, including options. See "How To Build a Model Number".
3. Any special service required.

Note: • The □ indicates that a choice is required.
- The absence of the □ indicates that no choice is required.
- Alpha-numeric characters in place of □ indicate that no other alternatives are available.

HOW TO BUILD A MODEL NUMBER

Ⓐ Select basic model.

Ⓑ Select pull style.

ARCN	- Arc pull
S6	- Beveled pull Black
S5	- Beveled pull Satin Chrome
SQP	- Large Square pull; add $26
STP	- Strap pull
CZP	- Connection Zone pull

Ⓒ Select base option.

4CR	- 4 casters-2 locking (black)
4GL	- 4 glides (black)

Ⓓ Select top laminate color.
Refer to the **Product Color Options** page in this price list.

Ⓔ Select edge color.
Refer to the **Product Color Options** page in this price list.

Ⓕ Select shell color.
Refer to the **Product Color Options** page in this price list.

Ⓖ Select door/drawer color.
Refer to the **Product Color Options** page in this price list.

Ⓗ Select pull color.
Select if Strap Pull (STP) is selected.

SBL	- Black
SSR	- Silver

Refer to the **Product Color Options** page in this price list.

Ⓘ Select lock option.

KS	- Key standard
NLC	- No lock core
KA	- Key alike

Ⓙ Select lock color.

BLL	- Black
SCL	- Satin Chrome

Refer to the **Product Color Options** page in this price list.

Ⓚ Select screen polyester felt color.
Refer to the **Product Color Options** page in this price list.

Ⓛ Select upholstery color.
Refer to **ki.com/fabrics**

SPECIAL SERVICES

Special Carton Marking

With specially marked information N/C

Shipping

Ships **assembled, FOB Pembroke, ON K8A 0E1, freight prepaid.** Freight class 100.

Specifications and prices are subject to change without prior notice.

Tattoo™ Storage
Chest

KI

Tattoo™ Storage
Chest

	MODEL	W x D x H	MODEL NUMBER: Basic Model	Pull Style	Unit Color	Base	Pull Color	Upholstery Color	Lock Option	Lock Color	Approx. Packaged Weight	Delivered Pricing C.O.M.	Delivered Pricing Fabric Grade 1	Delivered Pricing Fabric Grade 2	Delivered Pricing Fabric Grade 3	Delivered Pricing Vinyl Group 2V	Delivered Pricing Pallas Fabric Group P0	Delivered Pricing Pallas Fabric Group P1	Delivered Pricing Pallas Fabric Group P2	Delivered Pricing Pallas Fabric Group P3	Delivered Pricing Pallas Fabric Group P4
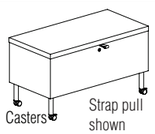	**Chest with Padded Topper** • Upholstered hinged top • Upholstered pad attached • Includes front-to-back hanging file bars for letter or legal-sized paper • Available with casters or glides • Legs field installed • COM = .7 yd	36 x 18 x 20-3/4"	TSCH3618CH	STP	□□	□□□	□□□	□□□□□	□□□	□□□	71.0#	$ 1396	$ 1396	$ 1417	$ 1419	$ 1419	$ 1422	$ 1434	$ 1452	$ 1453	$ 1470
			Ⓐ	Ⓑ	Ⓒ	Ⓓ	Ⓔ	Ⓕ	Ⓖ	Ⓗ											

Casters

Strap pull shown

TSCH

HOW TO ORDER

Indicate the following information on order form:
1. Quantity of each item.
2. Model number, including options. See “How To Build a Model Number”.
3. Any special service required.

Note: • The □ indicates that a choice is required.
• The absence of the □ indicates that no choice is required.
• Alpha-numeric characters in place of □ indicate that no other alternatives are available.

HOW TO BUILD A MODEL NUMBER

Ⓐ Select basic model.

Ⓑ Select pull style.

STP	- Strap pull

Ⓒ Select unit and drawer color.
Refer to the **Product Color Options** page in this price list.

Ⓓ Select base option.

4CR	- 4 casters-2 locking (black)
4GL	- 4 glides (black)

Ⓔ Select pull color.

SBL	- Black
SSR	- Silver

Refer to the **Product Color Options** page in this price list.

Ⓕ Select upholstery color.
Refer to **ki.com/fabrics**

Ⓖ Select lock option.

KS	- Key standard
NLC	- No lock core
KA	- Key alike

Ⓗ Select lock color.

BLL	- Black
SCL	- Satin Chrome

Refer to the **Product Color Options** page in this price list.

UPHOLSTERY INFORMATION

When ordering COM upholstery, send the material to the Bonduel, WI facility. Refer to “Ordering COM, COL and COV” page.

SPECIAL SERVICES

Special Carton Marking

With specially marked information	N/C

Shipping

Ships **assembled, FOB Pembroke, ON K8A 0E1, freight prepaid.** Freight class 100.

Specifications and prices are subject to change without prior notice.

Tattoo™ Storage
Accessories

	MODEL	Features	MODEL NUMBER Basic Model	Approx. Packaged Weight	Delivered Pricing
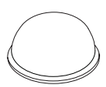	**Storage Bumper** • Self-adhesive • Protects storage unit from damaging screens or walls • Clear in color • 18mm diameter • 10mm height • Quantity 1 bumper		2.KP57431	0.0#	$ 1
HRDPT					
HRDPT	**P-Series Keys** • Double bit design • Range of 200 different core/key numbers available • Must specify lock number(s) requested when ordering cut key or lock core/key sets	Lock Core/2 Key Set - Black	2.KP20522	0.4#	$ 15
		Lock Core/2 Key Set - Satin Chrome	2.KP20522.SC	0.4#	15
		Master Key	2.KP20550	0.2#	11
		Extractor Key	2.KP20551	0.2#	11
		Blank Key	2.KP20552	0.2#	3
		Cut Key	2.KP20557	0.2#	4

Ⓐ

HOW TO ORDER

Indicate the following information on order form:
1. Quantity of each item.
2. Model number, including options. See “How To Build a Model Number”.
3. Any special service required.

Note: • The ☐ indicates that a choice is required.
- The absence of the ☐ indicates that no choice is required.
- Alpha-numeric characters in place of ☐ indicate that no other alternatives are available.

HOW TO BUILD A MODEL NUMBER

Ⓐ Select basic model.

SPECIAL SERVICES

Special Carton Marking

With specially marked information N/C

Shipping

Ships **assembled, FOB Pembroke, ON K8A 0E1, freight prepaid.** Freight class 100.

Specifications and prices are subject to change without prior notice.

Tattoo™ Storage
Accessories

	MODEL	W x D	MODEL NUMBER Basic Model	Approx. Packaged Weight	Delivered Pricing
HRDPT	**Pedestal Pencil Drawer Liner** • Felt liner for pedestal hidden inner pencil drawer • Prevents shifting of items in drawer • Grey in color	9" x 15-3/4"	2.KP57032.P	0.0#	$ 40
HRDPT	**Vanity Pencil Drawer Liner** • Felt liner for vanity hidden inner pencil drawer • Prevents shifting of items in drawer • Grey in color; matches felt inside top compartment of vanity	12" x 13-3/4"	2.KP57032.V	0.0#	$ 40
HRDPT	**Tower Hanging Folder Bar** • For filing letter or legal size paper side-to-side in file drawer • 1 bar needed for filing • Quantity 1 bar		2.KP40268.12	0.0#	$ 11
HRDPT	**Chest Hanging Folder Bar** • For filing letter or legal size paper front-to-back in file drawer • 2 bars needed for filing; need to purchase 2 per unit to increase filing capacity • Quantity 1 bar		2.KP40268.15	0.0#	$ 11
			Ⓐ		

HOW TO ORDER

Indicate the following information on order form:
1. Quantity of each item.
2. Model number, including options. See "How To Build a Model Number".
3. Any special service required.

Note: • The ☐ indicates that a choice is required.
- The absence of the ☐ indicates that no choice is required.
- Alpha-numeric characters in place of ☐ indicate that no other alternatives are available.

HOW TO BUILD A MODEL NUMBER

Ⓐ Select basic model.

SPECIAL SERVICES

Special Carton Marking

With specially marked information N/C

Shipping

Ships **assembled, FOB Pembroke, ON K8A 0E1, freight prepaid.** Freight class 100.

Specifications and prices are subject to change without prior notice.

Tattoo™ Seating
General Information

Tattoo™ Seating
General Information



Slim Corner



Slim Seat with Power



Slim Seat with Table

General Dimensions			
Seat width	16"	44"	33"
Seat depth	16"	16"	16"
Seat height	18"	18"	18"
Overall Dimensions			
Width	22"	44"	44"
Depth	22"	22"	22"
Height	29"	29"	29"



Ottoman



Table

Overall Dimensions		
Width	22"	22"
Depth	22"	22"
Height	18"	18"

INFORMATION

Warranty
Refer to KI Terms & Conditions document or visit ki.com

Tattoo™ Seating
General Information

TECHNICAL SPECIFICATIONS

Seat/Backrest & Table Frames
All seat/backrest and table frames are constructed of 3/4" CNC machined, laminated hardwood plywood. Main frame joints are nailed and glued in addition to interlocking joinery across all stress points. Frames have 1/4" thick, 2.5 density 45 lb compression "soft feel" foam covering all exposed frame areas under the upholstery.

Seat & Backrest Foam
Seat and backrest foam is 2.5 density 45 lb compression, with 2 1/2" thickness on seat surface and 1 1/2" thick at the backrest front. Both seat and backrest have an additional 1/2" layer of 2.6 density, 80 lb compression "topper" foam for tight seat and back upholstery fit. Other exposed surfaces have 1/4" thick, 2.5 density 45 lb compression "soft feel" foam under the upholstery.

Base Leg Options
Leg assemblies are specified differently for glides or casters. Legs are constructed of 1 1/4" O.D. by 16-gauge round steel tubing, welded to a 7-gauge steel spider plate at one end and are fitted with 5/16-18 threaded inserts at the opposite end to accept glides or casters. Overall distance from floor to bottom of seat is 7" for both caster and glide. Length of leg varies to accommodate either caster or glide. Leg assemblies are powder-coat painted in select KI colors and attach to the base structure using 1/4-20 x 1" flat head screws.

Glides
Adjustable glides have 1 1/4" diameter feet in black nylon with 5/16-18 threaded steel stems which twist in and secure to steel legs. Allows for 3/4" of adjustability.

Casters
Fully swiveling and locking casters have 1 1/2" diameter dual-wheels, constructed with soft, non-marring rubber, and are individually rated at 85 lb static loading. Caster stems are 5/16-18 and thread into optional caster legs. Casters are 2" tall overall when installed and four caster assemblies are used per seat or table unit.

Tabletop
Table top structure is machined from 45 lb medium density fiberboard core material. The top is finished with .025" to .030" thick high-pressure plastic laminate on five sides, glued in place. Two opposite edges are "waterfall" profile with 5/8" radius post formed laminate, and two edges are "self-edge" laminate profile. The overall thickness of the finished table top structure is 3 3/4" and it is secured to the upholstered frame structure below.

Optional AC Power & USB Charger
The optional USB/AC power module houses one 125 volt, 15-amp AC outlet and two 5V DC, USB (type 2.0 & type 3.0 compatible) charging, plug-in receptacles with 2.1-amp DC total power (no data). The module's aluminum housing contains the power & USB circuitry. The 72" exposed power cord is 14 AWG, 15-amp NEMA rated, three-conductor SJT, with a three-prong grounded plug. The power cord is strain-relief mounted to the rear of the module's aluminum housing and as it exits the lounge.

The entire electrical power and USB module is UL listed and passes UL spill test rating for protection against liquids. Both USB ports can power and charge two separate mobile devices simultaneously. The power module's optional faceplate/power & USB color combinations are: black/black, white/white and silver/white. Faceplates are finished with powder-coat paint.

Compliance
Tattoo Seating is designed and manufactured to meet or exceed required ANSI/BIFMA x5.4-2012.

Tattoo
Slim Seat w/ Left Facing table

Unique design is space saving to maximize a limited footprint. Created for user control of elements relating to placement, purpose, accessibility and power.

Laminate tables are available in the slim seat, or as larger stand alone products.

Overall depth on all seating products is 22" allowing for modular configurations and ease of rearrangement.

Optional power on all seating products available (except ottoman) accepts USB and 120V.

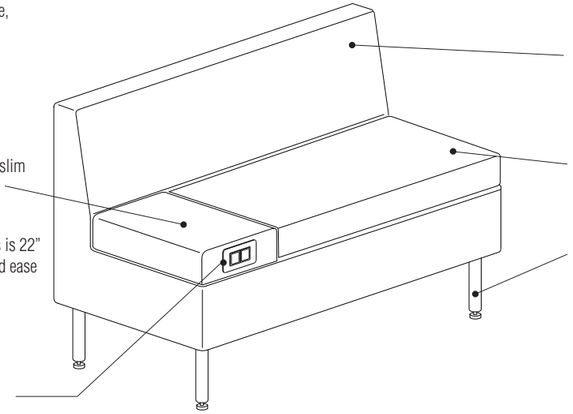

Back height on seating product is 29" at the highest point, creating consistent sightlines with Tattoo storage components.

Seating is constructed using multiple layers of 2.6 density, 80 lb and 2.5 density, 45 lb foam.

Steel legs are available with either adjustable glides, or locking and full swiveling casters.

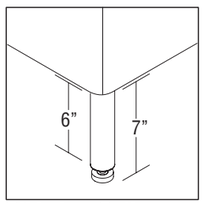

Glide Leg Option

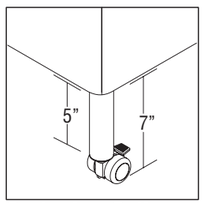

Caster Leg Option

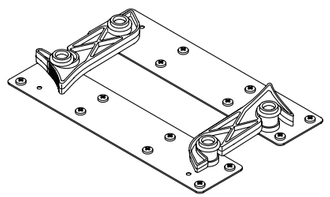

Ganger Assembly

DIMENSIONS

Overall Dimension							
Model	A (width)	B (depth)	C (seat width)	D (seat depth)	E (overall height)	F (seat height)	G (leg length)
Ottoman (TL3)	22"	22"	22"	22"	18"	18"	7"
Table (TLE)	22"	22"			18"		7"
Slim Seat (TLS)	44"	22"	44"	16"	29"	18"	7"
Slim Seat with Integrated Table (TLSQ/TLSR)	44"	22"	33"	16"	29"	18"	7"
Slim Corner (TLT)	22"	22"	16"	16"	29"	18"	7"

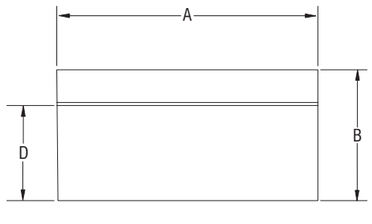

TLS
Slim Seat (top view)

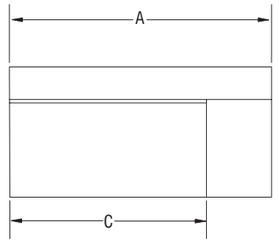

TLSQ/TLSR
Slim Seat with Integrated Table (top view)

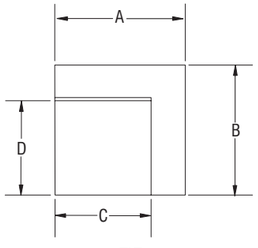

TLT
Slim Corner (top view)

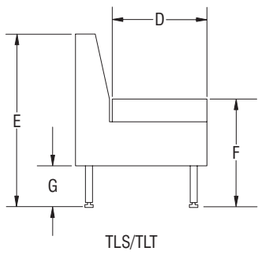

TLS/TLT
Slim Seat/Slim Corner (sideview)

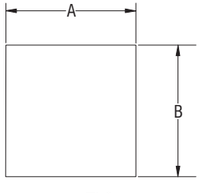

TL3
Ottoman (top view)

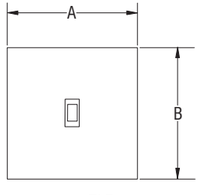

TLE
Table (top view)

STATEMENT OF LINE

Slim Seat



TLS800
no power
with glides



TLS800
left facing optional power
with glides



TLS800
right facing optional power
with glides



TLS600
no power
with casters

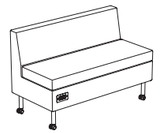

TLS600
left facing optional power
with casters



TLS600
right facing optional power
with casters

Slim Seat with Integrated Table



TLS80R
no power
with glides



TLS80Q
no power
with glides



TLS80Q
left facing optional power
with glides



TLS80R
right facing optional power
with glides

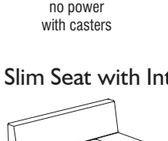

TLS60R
no power
with casters

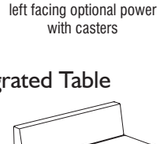

TLS60Q
no power
with caster

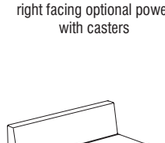

TLS60Q
left facing optional power
with casters



TLS60R
right facing optional power
with casters

Slim Corner



TLT8
no power
with glides



TLT803
left facing
optional power
with glides



TLT804
right facing
optional power
with glides



TLT6
no power
with casters



TLT603
left facing
optional power
with casters



TLT604
right facing
optional power
with casters

Ottoman

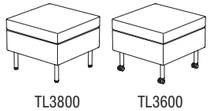

TL3800
with glides

TL3600
with casters

Table

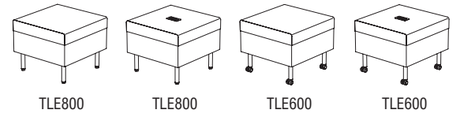

TLE800
no power
with glides

TLE800
optional power
with glides

TLE600
no power
with casters

TLE600
power
with casters

1330 Bellevue Street • P.O. Box 8100 • Green Bay, WI 54308-8100 • 1-800-424-2432 • www.ki.com
© 2019 Krueger International, Inc. All Rights Reserved • Code KI-TS-000043R1/KI/PDF/0119

Customer's Own Material ■

Specifications Form

January 2017

All fabrics, including COM, COL, KOM and in grades will be applied at the factory's discretion. If a pattern or stripe is to be applied in a certain direction, the customer MUST specify this in writing on the P.O. and attach a sample of the fabric with it running in the application direction to the P.O. Specifying fabric direction may increase the amount of COM or KOM yardage required. Check with KI Customer Service to see if an increase in yardage is necessary BEFORE specifying, ordering and sending COM and COL to the factory or having KOM quoted.

ALL C.O.M AND C.O.L SHIPMENTS MUST BE PREPAID TO:

KI
217 Feld Avenue
High Point, NC 27263

COM and COL must be identified as follows:
1. Name and address
2. Your purchase order number
3. Our style number to which fabric is to be applied
4. Supplier name and fabric name, number, and color

COLLECT SHIPMENTS WILL BE REFUSED.

SHIPMENT SCHEDULE WILL BE GIVEN WHEN ALL FABRIC IS RECEIVED FOR ENTIRE ORDER

YARDAGE REQUIREMENTS LISTED IN PRICE LIST ARE BASED ON PLAIN GOODS 54" WIDE. Fabrics less than 54" wide, or those requiring matching (stripes, plaids, prints, large patterns) will require additional yardage based on the fabric used and the item ordered. CONSULT MATRIX BELOW FOR ADDITIONAL YARDAGE NEEDED.

C.O.M. INCREASE MATRIX (The yardage matrix is also applicable to any reservations of KI Ingrade, Pallas, or KOM upholsteries).

This table is a general guide.

FABRIC WIDTH	PLAIN FABRIC	UNDER 7" REPEAT	8"-13" REPEAT	14"-21" REPEAT	22"-27" REPEAT	28"-33" REPEAT	34"-40" REPEAT	41"-48" REPEAT
54"	0	20%	25%	30%	45%	55%	70%	80%
51"-53"	15%	25%	30%	35%	50%	60%	80%	90%
48"-50"	20%	30%	35%	40%	55%	65%	85%	95%
45"-47"	30%	45%	50%	55%	60%	80%	90%	100%
36"-44"	50%	65%	70%	75%	80%	100%	110%	120%

FABRIC WITH DOUBLE REPEAT: IF USING A FABRIC WITH A DOUBLE REPEAT, PLEASE FOLLOW THIS FORMULA: TAKE THE TOTAL AMOUNT OF THE LARGER AND HALF OF THE SMALLER REPEAT; ADD TOGETHER TO FIND THE CORRECT OVERALL REPEAT. EXAMPLE: 10" VERTICAL WITH 14" HORIZONTAL WOULD BE 14+5=19.

IF FABRIC COMES IN ON MULTIPLE ROLLS, ONE ADDITIONAL YARD PER ROLL NEEDS TO BE ADDED TO THE YARDAGE REQUIREMENT.

SPECIAL NOTE: WE CAN ASSUME NO RESPONSIBILITY FOR THE DURABILITY OR TAILORING QUALITY OF CUSTOMER FURNISHED COVERINGS (C.O.M.) OR KOM. KOM: is fabric that KI will purchase for you at jobber's price (net) plus a nominal charge for handling, shipping, and managing.

1330 Bellevue Street • P. O. Box 8100 • Green Bay, WI 54308-8100 • Tel 1-800-424-2432 • www.ki.com
© 2012 KI All Rights Reserved • Litho in USA • Code KI-11588R4/KI/PDF/1216

Furnishing Knowledge®

Tattoo™ Seating
Ordering C.O.M., C.O.L., and C.O.V. - High Point

Customer's Own Material ■

Specifications Form

January 2017

ADDITIONAL NOTES:
- Orders cannot go into production without the information listed at right.
- Attach memo sample to this approval sheet.
- If your order has been placed, list PO# _____
- The cost of the COM sample will be paid by the client.
- Even after preliminary approval, KI reserves the right to reject COM/COL if necessary when the quality is not satisfactory for the product to be upholstered. KI assumes no responsibility for its overall appearance, flammability, durability, color fastness or any other quality after upholstered on a KI product.

ALL COM MUST BE APPROVED.
Photocopy this form and submit with COM fabric for approval:

(This fabric approval is for the purpose of advising how to apply your COM fabric, verify yardage required, and suitability.)

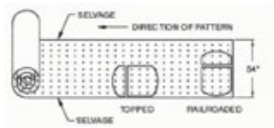

YOUR COMPANY NAME_____

PHONE_____ FAX _____

Material Supplier_____

Material Name_____ Number _____

Material Color _____ Width _____

Vertical Repeat _____ Horizontal Repeat _____

Fiber Content _____

Direction Stripe/Pattern to be applied _____

COM TO BE USED ON THE FOLLOWING:

QTY	PRODUCT NAME/NUMBER
_____	_____
_____	_____
_____	_____
_____	_____
_____	_____

1330 Bellevue Street • P. O. Box 8100 • Green Bay, WI 54308-8100 • Tel 1-800-424-2432 • www.ki.com
© 2012 KI All Rights Reserved • Litho in USA • Code KI-11588R4/KI/PDF/1216

Furnishing Knowledge®

Tattoo™ Seating
Ordering C.O.M., C.O.L., and C.O.V. - High Point

How to Specify C.O.M. Upholstery
Textile designs often have intricate patterns. Not all individuals will interpret fabric direction in the same manner.

As a standard procedure, KI cuts fabrics off the roll in a horizontal fashion as shown in Diagram A at the right. By cutting in this fashion, most waste is eliminated. Our requirements for yardage in this book are based on this type of cutting. When directional or patterned fabrics are used, they often require more yardage than solid colors.

By providing KI with a completely filled-out copy of the form on this page, we will be able to expedite your order. We find it particularly helpful with directional or patterned upholstery material. It is critical that copies of this form accompany test quantities as well as production quantities of C.O.M.

C.O.M. must be supplied in continuous yardage.

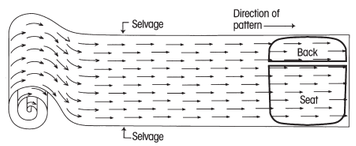

C.O.M., C.O.L. and C.O.V. Testing
KI will require for testing actual yardage to upholster one chair. The testing requirements depend on which chair you have selected on your order.

Test samples will be applied to the order and will be held for 6 months if needed. After 6 months, the sample can no longer be applied to your order. For all products to be tested, send test samples for approval to:

KI
Attn: C.O.M. Specialist
1687 Westminster Drive, Gate 3
Green Bay WI 54302

To expedite the procedure, attach a copy of the "C.O.M. Information Form" on this page.

All C.O.M., C.O.L. and C.O.V. must be labeled with the purchase order number.

C.O.M., C.O.L. and C.O.V. Production
Customer's fabrics and leathers must be approved prior to acceptance for production. Upon test approval, a 1' square sample swatch of upholstery material must accompany the order. KI assumes no responsibility for wear, defects or performance of customer's own fabrics, vinyl or leather. C.O.M., C.O.L. and C.O.V. orders are available on a deferred delivery basis.

Orders for production of C.O.M., C.O.L. and C.O.V. upholstered products are not scheduled for processing until upholstery material is received. Upon receipt, KI will provide an acknowledgement and an estimated shipping date.

KI recommends that leather be ordered in yardage. Leather must be usable. The outer edges cannot be calculated as square feet or yardage.

The C.O.M., C.O.L. and C.O.V. yardage requirements accompanying products in the pricing section are for 10 chairs/seats or less, 54" wide nondirectional material. On larger orders, less material is required.

For exact production yardage requirements, call 1-800-424-2432, ext. 2707.

C.O.M., C.O.L. and C.O.V. Order Processing
For products shipped from Green Bay, WI facility, ship upholstery material to:

KI
Attn: C.O.M. Storage
1687 Westminster Drive, Gate 3
Green Bay, WI 54302

T

For products shipped from Bonduel, WI facility, ship material to:

KI
Attn: C.O.M. Storage
204 West South Street
Bonduel, WI 54107

For products shipped from Ontario, CA facility , ship material to:

Avail/Impress/Kismet/Medical & Laboratory Stools/Pilot
Attn: C.O.M. Storage
1110 S. Mildred Ave.
Ontario, CA 91761

Intricate Patterns
In the event of specific requirements for positioning of intricate patterns or pattern repeats on seats and backrests, provide a sketch noting requirements, as in Diagram B, along with materials for testing, and with the order.

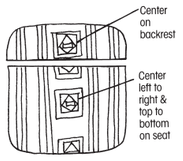

Diagram B

Treated Materials
If C.O.M. requires processing such as Scotchgard® or acrylic backing, it often shrinks. To prevent delays in delivery or back ordering due to shrinkage, please have your processor remeasure after processing and assure adequate yardage shipment.

Split Orders
If a portion of the shipment which does not require C.O.M., C.O.L. or C.O.M. applications is to be processed and shipped early, KI will enter the order immediately at your request. These split shipments are subject to minimum order changes.

Contact the C.O.M. Specialist at 1-800-424-2432, ext. 2707, with questions or to verify a split order.

Excess Upholstery Material
KI will dispose of excess upholstery material at the time of shipment unless expressly requested to return it with the product shipment.

Cancelled or Changed Orders
KI assumes no responsibility for extra C.O.M., C.O.L. or C.O.V. material due to a change of upholstery or cancellation of an order. It is the customer's responsibility to arrange for return of this material.

C.O.M., C.O.L and C.O.V. Information Form

A copy of this form should accompany test requests and production orders. Please fill it out completely, and, if your order has been acknowledged, provide the acknowledgement number.

Please see information below and check the appropriate box.

☐ Submitted for testing.

☐ Test approved. Submitted for production.

Purchase Order Number _____

KI Acknowledgement Number _____

Purchasing Agent (Dealer or buying organization) _____

Attention _____

Address _____

City _____ State _____ Zip _____

Project Name _____

Type of seating and number of units of each type _____

In all instances, send this form to the C.O.M. Specialist.

☐ A Selvage Top and Bottom



☐ B Selvage Side and Side



Tattoo™ Seating
Product Color Options

Tattoo™ Seating
Product Color Options

Base Finish Color

Black	BL
Blue Grey	GR
Bronze Metallic	ZM
Cayenne	CY
Champagne Metallic	CM
Cool Grey	CG
Cottonwood	CO
Earthen Clay	EY
Espresso Metallic	EX
Everglade Shade	EV
Flannel	FN
Glitz Metallic	GZ
Hazy Jade	HJ
Honey Bee	HY
Light Tone	LG
Mardi Gras	MG
Misty Brown	MY
Nemo	NE
Nordic	ND
Poppy Red	PR
Purple Haze	PH
Rubber Ducky	RK
Sand	SA
Sky Blue	SK
Starlight Silver Metallic	SX
Surf's Up	SP
Twilight Shadow	TI
Ultra Blue	UB
Warm Grey	WG
Zesty Lime	ZL

Laminate Color

Belair	LBQ
Biltmore Cherry	LBT
Black	LBK
Brighton Walnut	LBW
Canyon Zephyr	LCA
Castle Oak	LCO
Casual Linen	LCU
Cherry Storm	LCX
Classic Linen	LCI
Cloud Zephyr	LCL
Cocobala	LCC
Crisp Linen	LRI
Desert Zephyr	LDZ
Dove Grey	LDG
Fired Steel	LIL
Flax Linen	LXF
Florence Walnut	LFC
Forged Steel	LOL
Friston Ash	LFH
Frosty White	LFW
Graphite Nebula	LGN
Grey	LGE
High Rise	LHE
Hollyberry	LHY
Irish Linen	LIH
Island	LID
Italian Silver Ash	LIT
Kensington Maple	LKM
Lapis Blue	LLB
Markerboard White	LMK
Misted Zephyr	LMR
Monticello Maple	LMT
Nickel Evolv	LNV
North Sea	LNA
Ocean	LON
Pearl Bisque	LPB
Pearl Silver	LPS
Pressed Linen	LPR
River Cherry	LRY
Rugged Linen	LRG
Satin Stainless	LSS
Shadow Zephyr	LSR
Silicon evolv	LSV
Sterling Ash	LAZ
Tailored Linen	LTL
Titanium evolv	LTV
White Nebula	LWL
White Sand	LWN
Windsor Mahogany	LWY

Power Module Color

Black/Black power module	WPBL
Silver/White power module	WPSL
White/White power module	WPWH

Finish Cards
View color swatches for items listed within this document.

Paints **Wood/Veneer** **Molded Edges** **Hard Plastics**
Plastics/Poly **Laminates** **Edge Styles** **Glass**

Certain options referenced may not be available on GSA Schedule.

Tattoo™ Seating
Slim Corner

Tattoo™ Seating
Slim Corner

	MODEL	Features	MODEL NUMBER: Basic Model	Power Option	Power Module Color	Moist. Barrier	Base Finish	Non-Contrast or Fabric Contrast 1	Fabric Contrast 2	Approx. Packaged Weight	Grade C.O.M.	Grade C	Grade D	Grade E & C.O.L.	Grade F	Grade G	Grade H	Grade I	Grade J	Grade K	Grade L Leather	Grade M Leather	Moisture Barrier add to list price
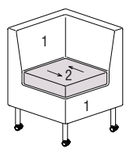	**Slim Corner, Left Facing** **Four-leg on Casters** • Non-contrast C.O.M = 2.5 yd • 1 = Base and Back - C.O.M. = 2.5 yd • 2 = Seat - C.O.M. = .75 yd Overall Dimensions: W=22" D=22" H=29" Seat Dimensions: W=16" D=16" H=18" • Ganging (specify kit separately)	Non-contrast	TLT603/NC	□□	□□□□	□□□	□□	□□□		50.0#	$ 1720	$ 1838	$ 1870	$ 1907	$ 1933	$ 1981	$ 2032	$ 2103	$ 2219	$ 2342	$ 2467	$ 2715	$ 371
		Contrast	TLT603/FC	□□	□□□□	□□□	□□	□□□	□□□	50.0#	1720	1875	1914	1963	1997	2060	2125	2217	2368	2529	2692	3014	371
TLT6																							
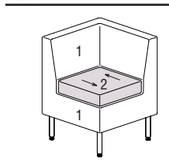	**Slim Corner, Left Facing** **Four-leg on Glides** • Non-contrast C.O.M = 2.5 yd • 1 = Base and Back - C.O.M. = 2.5 yd • 2 = Seat - C.O.M. = .75 yd Overall Dimensions: W=22" D=22" H=29" Seat Dimensions: W=16" D=16" H=18" • Ganging (specify kit separately)	Non-contrast	TLT803/NC	□□	□□□□	□□□	□□	□□□		50.0#	$ 1720	$ 1838	$ 1870	$ 1907	$ 1933	$ 1981	$ 2032	$ 2103	$ 2219	$ 2342	$ 2467	$ 2715	$ 371
		Contrast	TLT803/FC	□□	□□□□	□□□	□□	□□□	□□□	50.0#	1720	1875	1914	1963	1997	2060	2125	2216	2368	2529	2692	3014	371
TLT8																							
			Ⓐ	Ⓑ	Ⓒ	Ⓓ	Ⓔ	Ⓕ	Ⓖ														

HOW TO ORDER

Indicate the following information on order form:
1. Quantity of each item.
2. Model number, including options. See "How To Build a Model Number".
3. Any special service required.

Note: • The □ indicates that a choice is required.
- The absence of the □ indicates that no choice is required.
- Alpha-numeric characters in place of □ indicate that no other alternatives are available.

HOW TO BUILD A MODEL NUMBER

Ⓐ Select basic model.

Ⓑ Select power option.

NP	- No power
WP	- With power; add $317

Ⓒ Select power module color.

WPBL	- Black/Black power module
WPSL	- Silver/White power module
WPWH	- White/White power module

Ⓓ Select moisture barrier.

MB	- Moisture barrier
NMB	- No moisture barrier

See pricing column for moisture barrier upcharge.

Ⓔ Select base finish color.
Refer to the **Product Color Options** page in this price list.

Ⓕ Select non-contrast or fabric contrast 1.
Refer to **ki.com/fabrics**

Ⓖ Select fabric contrast 2.
Refer to **ki.com/fabrics**

California TB133 Fire Safety Code

For California Technical Bulletin 133 compliant models, a Product Modification Request is required. Contact Customer Service for details.

Model	
TLT603	$411
TLT604	$411
TLT803	$411
TLT804	$411
TLS600	$446
TLS800	$446
TLS60Q	$446
TLS80Q	$446
TLS60R	$446
TLS80R	$446
TL3600	$280
TL3800	$280

SPECIAL SERVICES

Special Carton Marking

With specially marked information N/C

Shipping

Ships **assembled, FOB High Point, NC 27263, freight prepaid.** Freight class 175

Specifications and prices are subject to change without prior notice.

Tattoo™ Seating
Slim Corner

Tattoo™ Seating
Slim Corner

	MODEL	Features	MODEL NUMBER: Basic Model	Power Option	Power Module Color	Moist. Barrier	Base Finish	Non-Contrast or Fabric Contrast 1	Fabric Contrast 2	Approx. Packaged Weight	Grade C.O.M.	Grade C	Grade D	Grade E & C.O.L.	Grade F	Grade G	Grade H	Grade I	Grade J	Grade K	Grade L Leather	Grade M Leather	Moisture Barrier add to list price
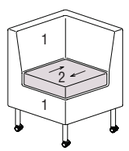 TLT6	**Slim Corner, Right Facing Four-leg on Casters** • Non-contrast C.O.M = 3.25 yd • 1 = Base and Back - C.O.M. = 2.5 yd • 2 = Seat - C.O.M. = .75 yd Overall Dimensions: W=22" D=22" H=29" Seat Dimensions: W=16" D=16" H=18" • Ganging (specify kit separately)	Non-contrast	TLT604/NC	□□	□□□□	□□□	□□	□□□		50.0#	$ 1720	$ 1838	$ 1870	$ 1907	$ 1933	$ 1981	$ 2032	$ 2103	$ 2219	$ 2342	$ 2467	$ 2715	$ 371
		Contrast	TLT604/FC	□□	□□□□	□□□	□□	□□□	□□□	50.0#	1720	1875	1914	1963	1997	2060	2125	2217	2368	2529	2692	3014	371
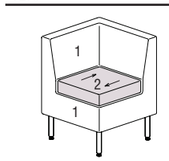 TLT8	**Slim Corner, Right Facing Four-leg on Glides** • Non-contrast C.O.M = 2.5 yd • 1 = Base and Back - C.O.M. = 2.5 yd • 2 = Seat - C.O.M. = .75 yd Overall Dimensions: W=22" D=22" H=29" Seat Dimensions: W=16" D=16" H=18" • Ganging (specify kit separately)	Non-contrast	TLT804/NC	□□	□□□□	□□□	□□	□□□		50.0#	$ 1720	$ 1838	$ 1870	$ 1907	$ 1933	$ 1981	$ 2032	$ 2103	$ 2219	$ 2342	$ 2467	$ 2715	$ 371
		Contrast	TLT804/FC	□□	□□□□	□□□	□□	□□□	□□□	50.0#	1720	1875	1914	1963	1997	2060	2125	2216	2368	2529	2692	3014	371
			Ⓐ	Ⓑ	Ⓒ	Ⓓ	Ⓔ	Ⓕ	Ⓖ														

HOW TO ORDER

Indicate the following information on order form:
1. Quantity of each item.
2. Model number, including options. See "How To Build a Model Number".
3. Any special service required.

Note: • The □ indicates that a choice is required.
• The absence of the □ indicates that no choice is required.
• Alpha-numeric characters in place of □ indicate that no other alternatives are available.

HOW TO BUILD A MODEL NUMBER

Ⓐ Select basic model.

Ⓑ Select power option.

NP	- No power
WP	- With power; add $317

Ⓒ Select power module color.

WPBL	- Black/Black power module
WPSL	- Silver/White power module
WPWH	- White/White power module

Ⓓ Select moisture barrier.

MB	- Moisture barrier
NMB	- No moisture barrier

See pricing column for moisture barrier upcharge.

Ⓔ Select base finish color.
Refer to the **Product Color Options** page in this price list.

Ⓕ Select non-contrast or fabric contrast 1.
Refer to **ki.com/fabrics**

Ⓖ Select fabric contrast 2.
Refer to **ki.com/fabrics**

California TB133 Fire Safety Code

For California Technical Bulletin 133 compliant models, a Product Modification Request is required. Contact Customer Service for details.

Model	
TLT603	$411
TLT604	$411
TLT803	$411
TLT804	$411
TLS600	$446
TLS800	$446
TLS60Q	$446
TLS80Q	$446
TLS60R	$446
TLS80R	$446
TL3600	$280
TL3800	$280

SPECIAL SERVICES

Special Carton Marking

With specially marked information N/C

Shipping

Ships **assembled, FOB High Point, NC 27263, freight prepaid.** Freight class 175

Specifications and prices are subject to change without prior notice.

Tattoo™ Seating
Slim Seat

Tattoo™ Seating
Slim Seat

	MODEL	Features	MODEL NUMBER: Basic Model (A)	Power Option (B)	Power Module Color (C)	Moist. Barrier (D)	Base Finish (E)	Non-Contrast or Fabric Contrast 1 (F)	Fabric Contrast 2 (G)	Approx. Packaged Weight	Grade C.O.M.	Grade C	Grade D	Grade E & C.O.L.	Grade F	Grade G	Grade H	Grade I	Grade J	Grade K	Grade L Leather	Grade M Leather	Moisture Barrier add to list price
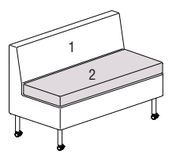 TLS6	**Slim Seat, Four-Leg on Casters** • Non-contrast C.O.M = 3.5 yd • 1=Base and Back - C.O.M. = 2.25 yd • 2=Seat - C.O.M. = 1.25 yd Overall Dimensions: W=44" D=22" H=29" Seat Dimensions: W=44" D=16" H=18" • Ganging (specify kit separately)	Non-contrast	TLS600/NC	□□□□	□□□□	□□□	□□	□□□		73.0#	$ 1901	$ 2066	$ 2109	$ 2162	$ 2196	$ 2266	$ 2336	$ 2436	$ 2598	$ 2771	$ 2944	$ 3294	$ 390
		Contrast	TLS600/FC	□□□□	□□□□	□□□	□□	□□□	□□□	73.0#	1901	2077	2125	2180	2217	2292	2367	2472	2647	2833	3020	3393	390
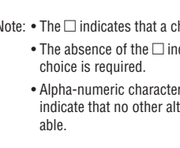 TLS8	**Slim Seat, Four-Leg on Glides** • Non-contrast C.O.M = 3.5 yd • 1=Base and Back - C.O.M. = 2.5 yd • 2=Seat - C.O.M. = 1.25 yd Overall Dimensions: W=44" D=22" H=29" Seat Dimensions: W=44" D=16" H=18" • Ganging (specify kit separately)	Non-contrast	TLS800/NC	□□□□	□□□□	□□□	□□	□□□		73.0#	$ 1901	$ 2066	$ 2109	$ 2162	$ 2196	$ 2266	$ 2336	$ 2436	$ 2598	$ 2771	$ 2944	$ 3294	$ 390
		Contrast	TLS800/FC	□□□□	□□□□	□□□	□□	□□□	□□□	73.0#	1901	2077	2125	2180	2217	2292	2367	2472	2647	2833	3020	3393	390
				Ⓐ	Ⓑ	Ⓒ	Ⓓ	Ⓔ	Ⓕ	Ⓖ													

HOW TO ORDER

Indicate the following information on order form:
1. Quantity of each item.
2. Model number, including options. See "How To Build a Model Number".
3. Any special service required.

Note: • The □ indicates that a choice is required.
- The absence of the □ indicates that no choice is required.
- Alpha-numeric characters in place of □ indicate that no other alternatives are available.

HOW TO BUILD A MODEL NUMBER

Ⓐ Select basic model.

Ⓑ Select power option.

WPLF	- Left Facing Power; add $317
NP	- No power
WPRF	- Right Facing Power; add $317

Ⓒ Select power module color.

WPBL	- Black/Black power module
WPSL	- Silver/White power module
WPWH	- White/White power module

Ⓓ Select moisture barrier.

MB	- Moisture barrier
NMB	- No moisture barrier

See pricing column for moisture barrier upcharge.

Ⓔ Select base finish color.
Refer to the **Product Color Options** page in this price list.

Ⓕ Select non-contrast or fabric contrast 1.
Refer to **ki.com/fabrics**

Ⓖ Select fabric contrast 2.
Refer to **ki.com/fabrics**

California TB133 Fire Safety Code
For California Technical Bulletin 133 compliant models, a Product Modification Request is required. Contact Customer Service for details.

Model	
TLT603	$411
TLT604	$411
TLT803	$411
TLT804	$411
TLS600	$446
TLS800	$446
TLS60Q	$446
TLS80Q	$446
TLS60R	$446
TLS80R	$446
TL3600	$280
TL3800	$280

SPECIAL SERVICES

Special Carton Marking
With specially marked information N/C

Shipping
Ships **assembled, FOB High Point, NC 27263, freight prepaid.** Freight class 175

Specifications and prices are subject to change without prior notice.

Tattoo™ Seating
Slim Seat with Table

Tattoo™ Seating
Slim Seat with Table

	MODEL	Features	MODEL NUMBER: Basic Model	Power Option	Power Module Color	Moist. Barrier	Base Finish	Non-Contrast or Fabric Contrast 1	Fabric Contrast 2	Lam. Color	Approx. Packaged Weight	Grade C.O.M.	Grade C	Grade D	Grade E & C.O.L.	Grade F	Grade G	Grade H	Grade I	Grade J	Grade K	Grade L Leather	Grade M Leather	Moisture Barrier add to list price
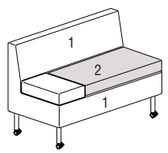 TLS6	**Slim Seat w/Table, Left-Facing, Four-Leg on Casters** • Non-contrast C.O.M = 3.25 yd • 1=Base and Back - C.O.M. = 2.50 yd • 2=Seat - C.O.M. = 1.25 yd Overall Dimensions: W=44" D=22" H=29" Seat Dimensions: W=22" D=16" H=18" Table Dimensions: W=11" D=16" • Ganging (specify kit separately)	Non-contrast	TLS60Q/NC	□□	□□□□	□□□	□□	□□□		□□	82.0#	$ 2450	$ 2616	$ 2658	$ 2711	$ 2747	$ 2816	$ 2886	$ 2985	$ 3147	$ 3321	$ 3495	$ 3843	$ 390
		Contrast	TLS60Q/FC	□□	□□□□	□□□	□□	□□□	□□□	□□	82.0#	2450	2627	2674	2729	2766	2842	2916	3022	3196	3382	3570	3942	390
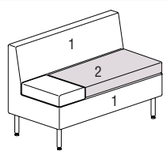 TLS8	**Slim Seat w/Table, Left-Facing, Four-Leg on Glides** • Non-contrast C.O.M = 3.5 yd • 1=Base and Back - C.O.M. = 2.50 yd • 2=Seat - C.O.M. = 1.25 yd Overall Dimensions: W=44" D=22" H=29" Seat Dimensions: W=22" D=16" H=18" Table Dimensions: W=11" D=16" • Ganging (specify kit separately)	Non-contrast	TLS80Q/NC	□□	□□□□	□□□	□□	□□□		□□	82.0#	$ 2450	$ 2616	$ 2658	$ 2711	$ 2747	$ 2816	$ 2886	$ 2985	$ 3147	$ 3321	$ 3495	$ 3843	$ 390
		Contrast	TLS80Q/FC	□□	□□□□	□□□	□□	□□□	□□□	□□	82.0#	2450	2627	2674	2729	2766	2842	2916	3022	3196	3382	3570	3942	390
				Ⓐ	Ⓑ	Ⓒ	Ⓓ	Ⓔ	Ⓕ	Ⓖ	Ⓗ													

HOW TO ORDER

Indicate the following information on order form:
1. Quantity of each item.
2. Model number, including options. See "How To Build a Model Number".
3. Any special service required.

Note: • The □ indicates that a choice is required.
• The absence of the □ indicates that no choice is required.
• Alpha-numeric characters in place of □ indicate that no other alternatives are available.

HOW TO BUILD A MODEL NUMBER

Ⓐ Select basic model.

Ⓑ Select power option.

NP	- No power
WP	- With power; add $317

Ⓒ Select power module color.

WPBL	- Black/Black power module
WPSL	- Silver/White power module
WPWH	- White/White power module

Ⓓ Select moisture barrier.

MB	- Moisture barrier
NMB	- No moisture barrier

See pricing column for moisture barrier upcharge.

Ⓔ Select base finish color.
Refer to the **Product Color Options** page in this price list.

Ⓕ Select non-contrast or fabric contrast 1.
Refer to **ki.com/fabrics**

Ⓖ Select fabric contrast 2.
Refer to **ki.com/fabrics**

Ⓗ Select laminate color.
Refer to the **Product Color Options** page in this price list.

California TB133 Fire Safety Code
For California Technical Bulletin 133 compliant models, a Product Modification Request is required. Contact Customer Service for details.

Model	
TLT603	$411
TLT604	$411
TLT803	$411
TLT804	$411
TLS600	$446
TLS800	$446
TLS60Q	$446
TLS80Q	$446
TLS60R	$446
TLS80R	$446
TL3600	$280
TL3800	$280

SPECIAL SERVICES

Special Carton Marking

With specially marked information	N/C

Shipping
Ships **assembled, FOB High Point, NC 27263, freight prepaid.** Freight class 175

Specifications and prices are subject to change without prior notice.

Tattoo™ Seating
Slim Seat with Table

Tattoo™ Seating
Slim Seat with Table

	MODEL	Features	MODEL NUMBER: Basic Model (A)	Power Option (B)	Power Module Color (C)	Moist. Barrier (D)	Base Finish (E)	Non-Contrast or Fabric Contrast 1 (F)	Fabric Contrast 2 (G)	Lam. Color (H)	Approx. Packaged Weight	Grade C.O.M.	Grade C	Grade D	Grade E & C.O.L.	Grade F	Grade G	Grade H	Grade I	Grade J	Grade K	Grade L Leather	Grade M Leather	Moisture Barrier add to list price
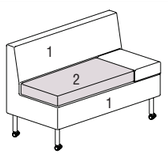 TLS6	**Slim Seat w/Table, Right-Facing, Four-Leg on Casters** • Non-contrast C.O.M = 3.5 yd • 1=Base and Back - C.O.M. = 2.25 yd • 2=Seat - C.O.M. = 1.25 yd Overall Dimensions: W=44" D=22" H=29" Seat Dimensions: W=22" D=16" H=18" Table Dimensions: W=11" D=16" • Ganging (specify kit separately)	Non-contrast	TLS60R/NC	□□	□□□□	□□□	□□	□□□		□□	82.0#	$ 2450	$ 2616	$ 2658	$ 2711	$ 2747	$ 2816	$ 2886	$ 2985	$ 3147	$ 3321	$ 3495	$ 3843	$ 390
		Contrast	TLS60R/FC	□□	□□□□	□□□	□□	□□□	□□□	□□	82.0#	2450	2627	2674	2729	2766	2842	2916	3022	3196	3382	3570	3942	390
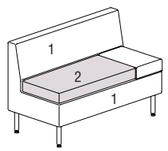 TLS8	**Slim Seat w/Table, Right-Facing, Four-Leg on Glides** • Non-contrast C.O.M = 3.5 yd • 1=Base and Back - C.O.M. = 2.5 yd • 2=Seat - C.O.M. = 1.25 yd Overall Dimensions: W=44" D=22" H=29" Seat Dimensions: W=22" D=16" H=18" Table Dimensions: W=11" D=16" • Ganging (specify kit separately)	Non-contrast	TLS80R/NC	□□	□□□□	□□□	□□	□□□		□□	82.0#	$ 2450	$ 2616	$ 2658	$ 2711	$ 2747	$ 2816	$ 2886	$ 2985	$ 3147	$ 3321	$ 3495	$ 3843	$ 390
		Contrast	TLS80R/FC	□□	□□□□	□□□	□□	□□□	□□□	□□	82.0#	2450	2627	2674	2729	2766	2842	2916	3022	3196	3382	3570	3942	390

HOW TO ORDER

Indicate the following information on order form:
1. Quantity of each item.
2. Model number, including options. See "How To Build a Model Number".
3. Any special service required.

Note: • The □ indicates that a choice is required.
- The absence of the □ indicates that no choice is required.
- Alpha-numeric characters in place of □ indicate that no other alternatives are available.

HOW TO BUILD A MODEL NUMBER

A Select basic model.

B Select power option.

NP	- No power
WP	- With power; add $317

C Select power module color.

WPBL	- Black/Black power module
WPSL	- Silver/White power module
WPWH	- White/White power module

D Select moisture barrier.

MB	- Moisture barrier
NMB	- No moisture barrier

See pricing column for moisture barrier upcharge.

E Select base finish color.
Refer to the **Product Color Options** page in this price list.

F Select non-contrast or fabric contrast 1.
Refer to **ki.com/fabrics**

G Select fabric contrast 2.
Refer to **ki.com/fabrics**

H Select laminate color.
Refer to the **Product Color Options** page in this price list.

California TB133 Fire Safety Code
For California Technical Bulletin 133 compliant models, a Product Modification Request is required. Contact Customer Service for details.

Model	
TLT603	$411
TLT604	$411
TLT803	$411
TLT804	$411
TLS600	$446
TLS800	$446
TLS60Q	$446
TLS80Q	$446
TLS60R	$446
TLS80R	$446
TL3600	$280
TL3800	$280

SPECIAL SERVICES

Special Carton Marking

With specially marked information	N/C

Shipping
Ships **assembled, FOB High Point, NC 27263, freight prepaid.** Freight class 175

Specifications and prices are subject to change without prior notice.

Tattoo™ Seating
Ottoman

Tattoo™ Seating
Ottoman

	MODEL	Features	MODEL NUMBER: Basic Model (A)	Moist. Barrier (B)	Base Finish (C)	Non-Contrast or Fabric Contrast 1 (D)	Fabric Contrast 2 (E)	Approx. Packaged Weight	Grade C.O.M.	Grade C	Grade D	Grade E & C.O.L.	Grade F	Grade G	Grade H	Grade I	Grade J	Grade K	Grade L Leather	Grade M Leather	Moisture Barrier add to list price
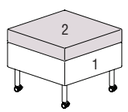	**Ottoman, Four-Leg on Casters** • Non-contrast C.O.M = 2 yd • 1=Base - C.O.M. = 1 yd • 2=Seat - C.O.M. = 1 yd Overall Dimensions: W=22" D=22" H=18" Seat Dimensions: W=22" D=22" H=18"	Non-contrast	TL3600/NC	□□□	□□	□□□		35.0#	$ 1293	$ 1375	$ 1397	$ 1422	$ 1441	$ 1475	$ 1511	$ 1559	$ 1640	$ 1728	$ 1814	$ 1989	$ 253
		Full-contrast	TL3600/FC	□□□	□□	□□□	□□□	35.0#	1293	1387	1412	1442	1461	1501	1541	1598	1691	1790	1889	2088	253
TL36																					
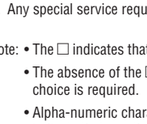	**Ottoman, Four-Leg on Glides** • Non-contrast C.O.M = 2 yd • 1=Base - C.O.M. = 1 yd • 2=Seat - C.O.M. = 1 yd Overall Dimensions: W=22" D=22" H=18" Seat Dimensions: W=22" D=22" H=18"	Non-contrast	TL3800/NC	□□□	□□	□□□		35.0#	$ 1293	$ 1375	$ 1397	$ 1422	$ 1441	$ 1475	$ 1511	$ 1559	$ 1640	$ 1728	$ 1814	$ 1989	$ 253
		Contrast	TL3800/FC	□□□	□□	□□□	□□□	35.0#	1293	1387	1412	1442	1461	1501	1541	1598	1691	1790	1889	2088	253
TL38																					
			Ⓐ	Ⓑ	Ⓒ	Ⓓ	Ⓔ														

HOW TO ORDER

Indicate the following information on order form:
1. Quantity of each item.
2. Model number, including options. See "How To Build a Model Number".
3. Any special service required.

Note: • The □ indicates that a choice is required.
- The absence of the □ indicates that no choice is required.
- Alpha-numeric characters in place of □ indicate that no other alternatives are available.

HOW TO BUILD A MODEL NUMBER

Ⓐ Select basic model.

Ⓑ Select moisture barrier.

MB	- Moisture barrier
NMB	- No moisture barrier

See pricing column for moisture barrier upcharge.

Ⓒ Select base finish color.
Refer to the **Product Color Options** page in this price list.

Ⓓ Select non-contrast or fabric contrast 1.
Refer to **ki.com/fabrics**

Ⓔ Select fabric contrast 2.
Refer to **ki.com/fabrics**

California TB133 Fire Safety Code

For California Technical Bulletin 133 compliant models, a Product Modification Request is required. Contact Customer Service for details.

Model	
TLT603	$411
TLT604	$411
TLT803	$411
TLT804	$411
TLS600	$446
TLS800	$446
TLS60Q	$446
TLS80Q	$446
TLS60R	$446
TLS80R	$446
TL3600	$280
TL3800	$280

SPECIAL SERVICES

Special Carton Marking

With specially marked information N/C

Shipping

Ships **assembled, FOB High Point, NC 27263, freight prepaid.** Freight class 175

Specifications and prices are subject to change without prior notice.

Tattoo™ Seating
Occasional Table

Tattoo™ Seating
Occasional Table

	MODEL	MODEL NUMBER Basic Model	Power Option	Power Module Color	Moist. Barrier	Base Finish	Non-Contrast or Fabric Contrast 1	Lam. Color	Approx. Packaged Weight	Grade C.O.M.	Grade C	Grade D	Grade E & C.O.L.	Grade F	Grade G	Grade H	Grade I	Grade J	Grade K	Grade L Leather	Grade M Leather	Moisture Barrier add to list price
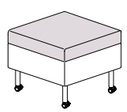 TLE6	**Occasional Table, Four Leg on Casters** • Non-contrast C.O.M = 1 yd Overall Dimensions: W=22" D=22" H=18" Table Dimensions: W=22" D=22" H=18"	TLE600	☐☐	☐☐☐☐	☐☐	☐☐	☐☐☐	☐☐	57.0#	$ 1769	$ 1802	$ 1811	$ 1824	$ 1830	$ 1845	$ 1861	$ 1881	$ 1917	$ 1954	$ 1991	$ 2066	$ 176
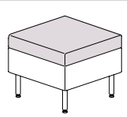 TLE8	**Occasional Table, Four Leg on Glides** • Non-contrast C.O.M = 1 yd Overall Dimensions: W=22" D=22" H=18" Table Dimensions: W=22" D=22" H=18"	TLE800	☐☐	☐☐☐☐	☐☐	☐☐	☐☐☐	☐☐	57.0#	$ 1769	$ 1802	$ 1811	$ 1824	$ 1830	$ 1845	$ 1861	$ 1881	$ 1917	$ 1954	$ 1991	$ 2066	$ 176
		Ⓐ	Ⓑ	Ⓒ	Ⓓ	Ⓔ	Ⓕ	Ⓖ														

HOW TO ORDER

Indicate the following information on order form:
1. Quantity of each item.
2. Model number, including options. See "How To Build a Model Number".
3. Any special service required.

Note: • The ☐ indicates that a choice is required.
- The absence of the ☐ indicates that no choice is required.
- Alpha-numeric characters in place of ☐ indicate that no other alternatives are available.

HOW TO BUILD A MODEL NUMBER

Ⓐ Select basic model.

Ⓑ Select power option.

NP	- No power
WP	- With power; add $317

Ⓒ Select power module color.

WPBL	- Black/Black power module
WPSL	- Silver/White power module
WPWH	- White/White power module

Ⓓ Select moisture barrier.

MB	- Moisture barrier
NMB	- No moisture barrier

See pricing column for moisture barrier upcharge.

Ⓔ Select base finish color.
Refer to the **Product Color Options** page in this price list.

Ⓕ Select non-contrast or fabric contrast 1.
Refer to **ki.com/fabrics**

Ⓖ Select laminate color.
Refer to the **Product Color Options** page in this price list.

California TB133 Fire Safety Code
For California Technical Bulletin 133 compliant models, a Product Modification Request is required. Contact Customer Service for details.

Model	
TLT603	$411
TLT604	$411
TLT803	$411
TLT804	$411
TLS600	$446
TLS800	$446
TLS60Q	$446
TLS80Q	$446
TLS60R	$446
TLS80R	$446
TL3600	$280
TL3800	$280

SPECIAL SERVICES

Special Carton Marking

With specially marked information	N/C

Shipping
Ships **assembled, FOB High Point, NC 27263, freight prepaid.** Freight class 175

Specifications and prices are subject to change without prior notice.

Tattoo™ Seating
Accessories

	MODEL	MODEL NUMBER Basic Model	Approx. Packaged Weight	Delivered Pricing
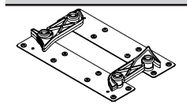 HRDPT	**Ganger Assembly** • Order one ganger assembly for each intersecting point • Each ganger assembly includes two identical sets of component parts to join two Seating models together	GNGR.ASSM	2.1#	$ 72

Ⓐ

HOW TO ORDER

Indicate the following information on order form:
1. Quantity of each item.
2. Model number, including options. See “How To Build a Model Number”.
3. Any special service required.

Note: • The ☐ indicates that a choice is required.
- The absence of the ☐ indicates that no choice is required.
- Alpha-numeric characters in place of ☐ indicate that no other alternatives are available.

HOW TO BUILD A MODEL NUMBER

Ⓐ Select basic model.

SPECIAL SERVICES

Special Carton Marking

With specially marked information N/C

Shipping

Ships **assembled, FOB High Point, NC 27263, freight prepaid.** Freight class 175

Specifications and prices are subject to change without prior notice.

Tattoo™ Tables
General Information






	Rectangular (18" High)	Rectangular (29" High)	Square (18" High)	Square (29" High)
Features				
Fixed	•	•	•	•
Adjustable glides	•	•	•	•
General Dimensions				
Height	18"	29"	18"	29"
Top	30"W x 44"D	30"W x 44"D	30"W x 30"D	30"W x 30"D
Square Base	23"	23"	20"	20"

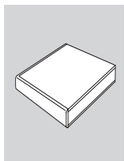

Laminate; 3/4" rigid
Poly edge; square
corner (73P)

INFORMATION

Warranty
Refer to KI Terms & Conditions document or visit ki.com

Tattoo™ Tables
General Information

TECHNICAL SPECIFICATIONS

Base
The table base assembly consists of a column upright with a base plate at the floor and a table support plate attached at the top, both attach to the column using $^{5}/_{16}$ -18 cap head screws. The column is 3" in diameter and is constructed of 14-gauge steel, with threaded straps welded in each end for base and table support plate attachment. The square base plate is constructed of $^{1}/_{4}$" thick steel plate with $^{1}/_{2}$" radiused corners and has $^{3}/_{4}$" steel glide bushings welded near each corner for adjustable glides. All 30" x 44" rectangular tops receive a $23^{3}/_{4}$" x $23^{3}/_{4}$" base plate and 30" x 30" tops use a 20" x 20" base plate. The table support plate is of 7-gauge steel and attaches to the underside of the table using #12 x $^{3}/_{4}$" Phillips pan head screws.

Glides
Adjustable glides are 1" diameter, nickel plated with $^{5}/_{16}$" stems and offer $^{1}/_{2}$" of adjustability.

Laminate Table Surfaces
Laminate tops feature a $^{3}/_{4}$" high-density particleboard core with a .030" thick high-pressure laminate top and a .028" thick phenolic backer (bottom). The table edge is 2mm polypropylene (73P) edge. Tops are pre-drilled for the table bases.

Base Finishes
The base components are finished in electrostatically applied hybrid powdercoating. The coating is then fused and cured in a baking oven to form a smooth, continuous finish that is chemical-resistant, hard, tough and mar-resistant. Powder-coated paint is available in all standard KI paint colors except for chrome.

Compliance
Tattoo Table is designed and manufactured to meet or exceed required ANSI/BIFMA x5.5-2014.

DIMENSIONS

Overall Dimension						
Table Model	A Height	B	C	D	E	F
TADAA3044	29"	29.93"	43.93"	20.5"	10"	3"
TADDA3044	18"	29.93"	43.93"	20.5"	10"	3"
TADAC30	29"	29.93"	29.93"	13.5"	5"	5"
TADDC30	18"	29.93"	29.93"	13.5"	5"	5"

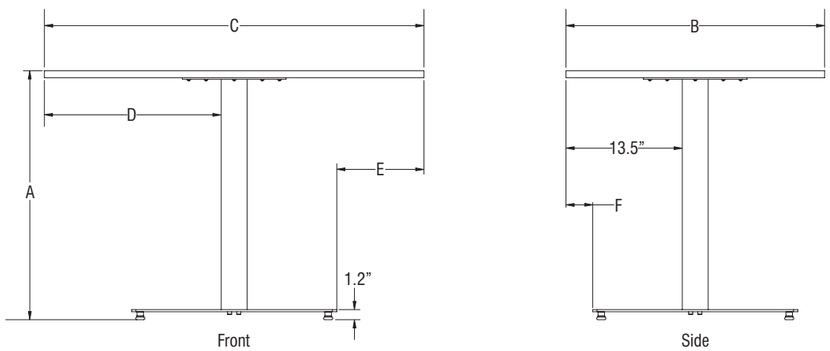

STATEMENT OF LINE

29" Height Table

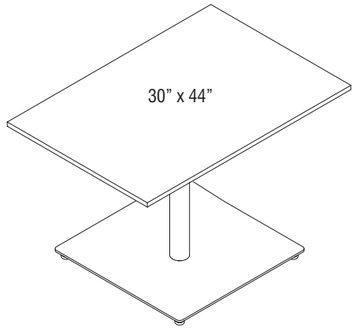

TADAA3044

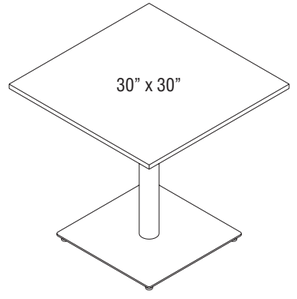

TADAC30

18" Height Table

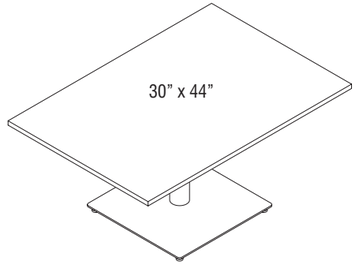

TADDA3044

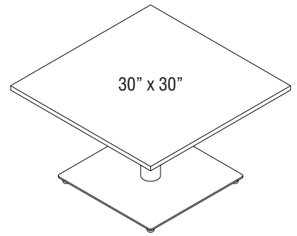

TADDC30

Tattoo™ Tables
Product Color Options

Tattoo™ Tables
Product Color Options

Laminate Color

Belair	LBQ
Biltmore Cherry	LBT
Black	LBK
Brighton Walnut	LBW
Canyon Zephyr	LCA
Castle Oak	LCO
Casual Linen	LCU
Cherry Storm	LCX
Classic Linen	LCI
Cloud Zephyr	LCL
Cocobala	LCC
Crisp Linen	LRI
Desert Zephyr	LDZ
Dove Grey	LDG
Fired Steel	LIL
Flax Linen	LXF
Florence Walnut	LFC
Forged Steel	LOL
Friston Ash	LFH
Frosty White	LFW
Graphite Nebula	LGN
Grey	LGE
High Rise	LHE
Hollyberry	LHY
Irish Linen	LIH
Island	LID
Italian Silver Ash	LIT
Kensington Maple	LKM
Lapis Blue	LLB
Markerboard White	LMK
Misted Zephyr	LMR
Monticello Maple	LMT
Nickel Evolv	LNV
North Sea	LNA
Ocean	LON
Pearl Bisque	LPB
Pearl Silver	LPS
Pressed Linen	LPR
River Cherry	LRY
Rugged Linen	LRG
Satin Stainless	LSS
Shadow Zephyr	LSR
Silicon evolv	LSV
Sterling Ash	LAZ
Tailored Linen	LTL
Titanium evolv	LTV
White Nebula	LWL
White Sand	LWN
Windsor Mahogany	LWY

Edge Color for 73P Edge

Belair	EBQ
Biltmore Cherry	EBT
Black	EBL
Blue Grey	EGR
Brighton Walnut	EBW
Castle Oak	ECO
Cayenne	ECY
Cherry Storm	ECX
Cocobala	ECC
Cool Grey	ECG
Earthen Clay	EEY
Everglade Shade	EEV
Flannel	EFN
Florence Walnut	EFC
Friston Ash	EFH
Frosty White	EFW
Hazy Jade	EHJ
Honey Bee	EHY
Italian Silver Ash	EIT
Kensington Maple	EKM
Light Tone	ELG
Mardi Gras	EMG
Misty Brown	EMY
Monticello Maple	EMT
Nemo	ENE
Nordic	END
Poppy Red	EPR
Purple Haze	EPH
River Cherry	ERY
Rubber Ducky	ERK
Sand	ESA
Sky Blue	ESK
Sterling Ash	EAZ
Surf's Up	ESP
Twilight Shadow	ETI
Ultra Blue	EUB
Warm Grey	EWG
Windsor Mahogany	EWY
Zesty Lime	EZL

Base Finish

Black	BL
Blue Grey	GR
Bronze Metallic	ZM
Cayenne	CY
Champagne Metallic	CM
Cool Grey	CG
Cottonwood	CO
Earthen Clay	EY
Espresso Metallic	EX
Everglade Shade	EV
Flannel	FN
Glitz Metallic	GZ
Hazy Jade	HJ
Honey Bee	HY
Light Tone	LG
Mardi Gras	MG
Misty Brown	MY
Nemo	NE
Nordic	ND
Purple Haze	PH
Rubber Ducky	RK
Sand	SA
Starlight Silver Metallic	SX
Surf's Up	SP
Twilight Shadow	TI
Ultra Blue	UB
Warm Grey	WG
Zesty Lime	ZL

Tattoo™ Tables
Column Base - 18" High

Tattoo™ Tables
Column Base - 18" High

	MODEL	A x B	MODEL NUMBER Basic Model	Edge Style	Edge Color	Surface Finish	Base Finish	Approx. Packaged Weight	Delivered Pricing
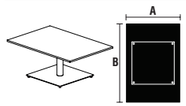 TADDA	**Rectangle Table** • 3" column • 23" square base • Adjustable glides	30 x 44"	TADDA3044	73P	□□□	□□□	□□	86.6 kg	$ 942
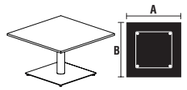 TADDC	**Square Table** • 3" column • 20" square base • Adjustable glides	30 x 30"	TADDC30	73P	□□□	□□□	□□	64.5 kg	$ 838
			Ⓐ	Ⓑ	Ⓒ	Ⓓ	Ⓔ		

HOW TO ORDER

Indicate the following information on order form:
1. Quantity of each item.
2. Model number, including options. See "How To Build a Model Number".
3. Any special service required.

Note: • The □ indicates that a choice is required.
- The absence of the □ indicates that no choice is required.
- Alpha-numeric characters in place of □ indicate that no other alternatives are available.

HOW TO BUILD A MODEL NUMBER

Ⓐ Select basic model.

Ⓑ Select edge style.

73P	- 73P edge

Ⓒ Select edge color.
Refer to the **Product Color Options** page in this price list.

Ⓓ Select surface finish.
Refer to the **Product Color Options** page in this price list.

Ⓔ Select base finish.
Refer to the **Product Color Options** page in this price list.

SPECIAL SERVICES

Special Carton Marking

With specially marked information N/C

Shipping

Ships **assembled, FOB Bonduel, WI 54107, freight prepaid.** Freight class 70.

Specifications and prices are subject to change without prior notice.

Tattoo™ Tables
Column Base - 29" High

Tattoo™ Tables
Column Base - 29" High

	MODEL	A x B	MODEL NUMBER Basic Model	Edge Style	Edge Color	Surface Finish	Base Finish	Approx. Packaged Weight	Delivered Pricing
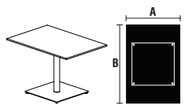 TADAA	**Rectangle Table** • 3" column • 23" square base • Adjustable glides	30 x 44"	TADAA3044	73P	□□□	□□□	□□	89.4 kg	$ 968
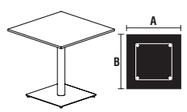 TADAC	**Square Table** • 3" column • 20" square base • Adjustable glides	30 x 30"	TADAC30	73P	□□□	□□□	□□	67.3 kg	$ 864
			Ⓐ	Ⓑ	Ⓒ	Ⓓ	Ⓔ		

HOW TO ORDER

Indicate the following information on order form:
1. Quantity of each item.
2. Model number, including options. See "How To Build a Model Number".
3. Any special service required.

Note: • The □ indicates that a choice is required.
- The absence of the □ indicates that no choice is required.
- Alpha-numeric characters in place of □ indicate that no other alternatives are available.

HOW TO BUILD A MODEL NUMBER

Ⓐ Select basic model.

Ⓑ Select edge style.

73P	- 73P edge

Ⓒ Select edge color.
Refer to the **Product Color Options** page in this price list.

Ⓓ Select surface finish.
Refer to the **Product Color Options** page in this price list.

Ⓔ Select base finish.
Refer to the **Product Color Options** page in this price list.

SPECIAL SERVICES

Special Carton Marking

With specially marked information	N/C

Shipping

Ships **assembled, FOB Bonduel, WI 54107, freight prepaid.** Freight class 70.

Specifications and prices are subject to change without prior notice.

PRODUCT SPECIFICATIONS

Toggle™ Tables

Models EL, ELC, SS & FX

June 2020

TECHNICAL SPECIFICATIONS

Toggle Dual & Triple Motor Electric-Base (Model EL, ELC & SS)

General
The Model EL table consists of two adjustable height T-bases (centered column on a horizontal foot). The Model ELC table consists of two adjustable height C-Bases (off centered column on a horizontal foot). Bases attach to a tabletop support that spans the two bases. The Model SS table consists of three adjustable height C-Bases (off centered column on a horizontal foot). Bases attach to the tabletop support that spans the three bases. All tabletops adjusts between 25" and 51" from the floor by means of electric controls that can be located at either end of the table.

Base
The base consists of a column assembly and foot both finished with baked-on 30-sheen powder-coat paint. The column assembly consists of an outer member, an intermediate member and an inner member. The outer member consists of a 2 3/8" x 4 3/8" rectangular 14-gauge steel tubing with a 1/4" steel plate welded on the top end. The intermediate member consists of a 2" x 4" rectangular 14-gauge steel tubing. The inner member consists of a 1 1/2" x 3 1/2" rectangular 14-gauge steel tubing with a 1/4" steel plate welded on the bottom end. A 6-gauge formed steel motor housing is welded to each outer leg member for strength. The foot consists of an extruded aluminum component with a nylon toe cap inserted into each end. The foot is attached to the column with four 6 mm bolts. Two 1 1/2" diameter nylon base leveling glides are threaded into the foot.

Tabletop Support
The tabletop support consists of a 14-gauge 1" x 1" steel tubing attached to each leg column with 6 mm bolts. An 11-gauge U-shaped cross member connects each leg assembly for stability.

Tabletop
Tabletops are constructed with 1 1/8" thick 45 lb density particleboard core. The top surface is covered with high-pressure laminate. The bottom surface is covered with a phenolic backing sheet. The perimeter is finished using high-impact plastic edging. Model EL and ELC tabletops are pre-drilled and attached to the bases using eight M5.5 x 22 pan head screws. Model SS tabletops are pre-drilled and attached to the bases using sixteen M5.5 x 22 pan head screws.

Control Box
The control box comes standard with an integrated two button controller. Tables also ship standard with a more compact corded two-button remote control switch. This allows two switch options for every customer. All table controllers come standard with programmable container/shelf stop, and ISP (Intelligent System Protection). The stand-by power consumption is 0.3 watts. Refer to "Toggle Control Unit Product Specifications" (KI-62686) for more details.

Wire Trough
The wire trough is an optional accessory which must be ordered separately. Constructed of 18-gauge steel with a powder-coated finish which may be coordinated to match the color of table legs. Screws are provided for attachment to the underside of the tabletop, and tops are pre-drilled for wire trough locations. Provides six access holes to feed wires or install cable management systems.

Polyester Felt Modesty Panel
Modesty panels are constructed from a sound-absorbing, 100% polyester felt with an acoustic rating of 0.45-0.90 NRC. The panel is 1/2" thick with a density of .05 lb/ft. Panels are in accordance with ASTM-E84 and achieve a Class A Flame Spread. Standard sizes are 9 1/4" high by 46 1/2", 52 1/2", 58 1/2", 64 1/2", 70 1/2" and 82 1/2" wide.

Mounting Hooks
The mounting hooks are 18-gauge steel and attach underneath the tabletop using two steel screws. Panels 46 1/2" wide use two hooks per panel. Panels 52 1/2", 58 1/2", 64 1/2", 70 1/2" and 82 1/2" wide use three hooks per panel.







Furnishing Knowledge®

TECHNICAL SPECIFICATIONS

Dual Motor T-Leg Electric-Base Table Operating Capacity Chart

Model Number	Operating Load Capacity
TOGL2448EL	220 lb
TOGL2454EL	215 lb
TOGL2460EL	210 lb
TOGL2466EL	205 lb
TOGL2472EL	200 lb
TOGL3048EL	210 lb
TOGL3054EL	205 lb
TOGL3060EL	200 lb
TOGL3066EL	192 1/2 lb
TOGL3072EL	185 lb
TOGL3648EL	200 lb
TOGL3654EL	192 1/2 lb
TOGL3660EL	185 lb
TOGL3666EL	177 1/2 lb
TOGL3672EL	170 lb
TOGLC3048ELC	180 lb

Dual Motor C-Leg Electric-Base Table Operating Capacity Chart

Model Number	Operating Load Capacity
TOGL2448ELC	220 lb
TOGL2454ELC	215 lb
TOGL2460ELC	210 lb
TOGL2466ELC	205 lb
TOGL2472ELC	200 lb
TOGL3048ELC	210 lb
TOGL3054ELC	205 lb
TOGL3060ELC	200 lb
TOGL3066ELC	192 1/2 lb
TOGL3072ELC	185 lb
TOGL3648ELC	200 lb
TOGL3654ELC	192 1/2 lb
TOGL3660ELC	185 lb
TOGL3666ELC	177 1/2 lb
TOGL3672ELC	170 lb
TOGLC3048ELC	180 lb

Triple Motor C-Leg Electric-Base Square Shoe Table Operating Capacity Chart

Model Number	Operating Load Capacity
TOGLSS244860	260 lb
TOGLSS244866	255 lb
TOGLSS244872	250 lb
TOGLSS244884	240 lb
TOGLSS246048	260 lb
TOGLSS246648	255 lb
TOGLSS247248	250 lb
TOGLSS248448	240 lb
TOGLSS304860	250 lb
TOGLSS304866	245 lb
TOGLSS304872	235 lb
TOGLSS304884	225 lb
TOGLSS306048	250 lb
TOGLSS306648	245 lb
TOGLSS307248	235 lb
TOGLSS308448	225 lb

TECHNICAL SPECIFICATIONS

Toggle Fixed-Base (Model FX)

General
The table consists of two T-bases (centered column on a horizontal foot) supporting a tabletop. The top of the tabletop is 29" from the floor. See page 11 for top sizes.

Base
The base consists of a top plate, column and foot all finished with baked-on 30-sheen powder-coat paint. The top plate is 6-gauge thick steel. The column consists of a $2^3/_8$" x $4^3/_8$" rectangular 14-gauge steel tubing with a $^1/_4$" thick steel plate welded on the bottom and top end. The top plate is attached to the column with four 6 mm bolts. The foot consists of an extruded aluminum component with a nylon toe cap inserted into each end. The foot is attached to the column with four 6 mm bolts. Two $1^1/_2$" diameter nylon base leveling glides are threaded into the foot.

Tabletop
Tabletops are constructed with $1^1/_8$" thick 45 lb density particleboard core. The top surface is covered with high-pressure laminate. The bottom surface is covered with a phenolic backing sheet. The perimeter is finished using high impact plastic edging. The tabletop is pre-drilled and attached to each mounting plate using seven #10 x 1" tapping screws.

Wire Trough
The wire trough is an optional accessory which must be ordered separately. Constructed of 18-gauge steel with a powder-coated finish which may be coordinated to match the color of table legs. Screws are provided for attachment to the underside of the tabletop, and tops are pre-drilled for wire trough locations.

Polyester Felt Modesty Panel
Modesty panels are constructed from a sound-absorbing, 100% polyester felt with an acoustic rating of 0.45-0.90 NRC. The panel is $^1/_2$" thick with a density of .05 lb/ft. Panels are in accordance with ASTM-E84 and achieve a Class A Flame Spread. Standard sizes are $9^1/_4$" high by $46^1/_2$", $52^1/_2$", $58^1/_2$", $64^1/_2$", $70^1/_2$" and $82^1/_2$" wide.

Mounting Hooks
The mounting hooks are 18-gauge steel and attach underneath the tabletop using two steel screws. Panels $46^1/_2$" wide use two hooks per panel. Panels $52^1/_2$", $58^1/_2$", $64^1/_2$", $70^1/_2$" and $82^1/_2$" wide use three hooks per panel.

TECHNICAL SPECIFICATIONS

Wire Trough Placement on Dual Motor Electric-Base Tables (Model EL & ELC)
For Dual Motor Electric-Base Tables, an optional wire trough can be mounted directly over the cross support tubes. For 36" deep rectangular tables and 120-degree tables, the optional wire trough may also be mounted behind the cross support tubes if desired.

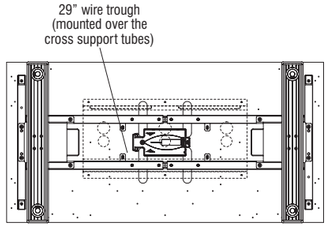

Rectangular Dual Motor Electric-Base Tables, 24"-36" Deep (24" x 48" Model EL shown)

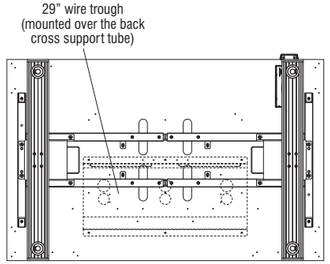

Rectangular Dual Motor Electric-Base Tables, 30"-36" Deep (30" x 48" Model EL shown)

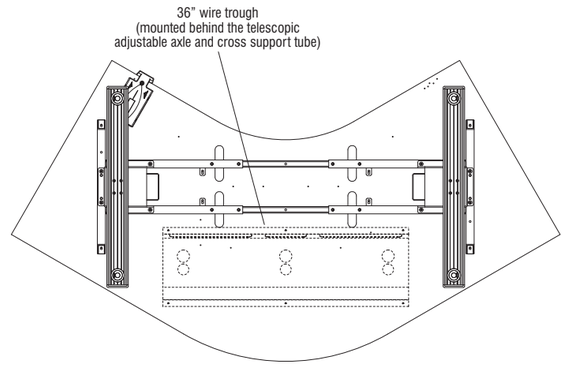

120° Dual Motor Electric-Base Tables, 30" Deep (30" x 48" Model CELC shown)

TECHNICAL SPECIFICATIONS

Wire Trough Placement on Fixed-Base Tables (Model FX)

For 60" and 72" wide Fixed-Base Tables, an optional wire trough can be mounted centered or along the rear edge of the tabletop. The optional wire troughs are not available for 48" wide rectangular tables due to insufficient clearance between the leg mounting plates.

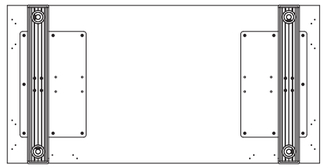

**Rectangular Fixed-Base Tables,
48" Wide (24" x 48" Model FX shown)**

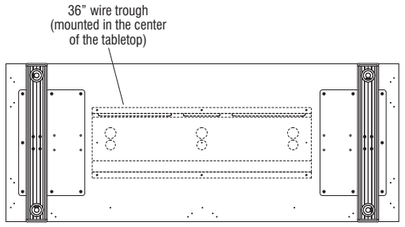

**Rectangular Fixed-Base Tables,
60"-72" Wide (24" x 60" Model FX shown)**

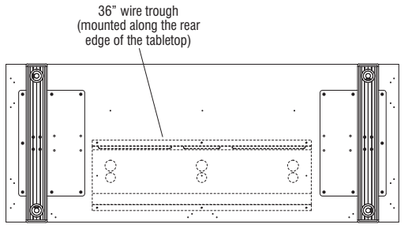

**Rectangular Fixed-Base Tables,
60"-72" Wide (24" x 60" Model FX shown)**

TECHNICAL SPECIFICATIONS

Wire Trough Placement on Triple Motor Electric-Base Tables (Model SS)

For Triple Motor Electric-Base Tables, an optional wire trough can be mounted directly over the cross support tubes on the left- and right-hand side of the table. Reference the chart below to specify wire troughs for all applicable Triple Motor Electric-Base Table models. The tabletops below will have appropriate pre-drilled holes to accept the wire trough listed.

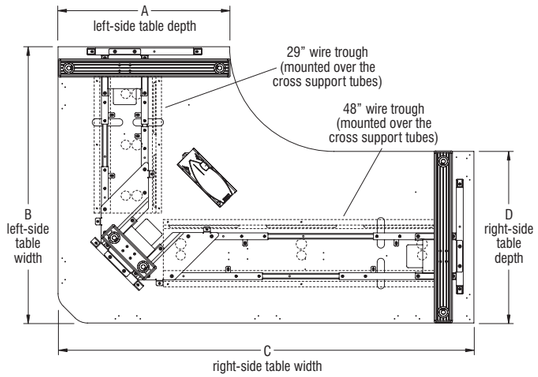

**Square Shoe Triple Motor Electric-Base Tables,
(30" x 48" x 72" Model SS shown)**

Triple Motor C-Leg Electric-Base Square Shoe Table
Wire Trough Chart

Model Number	Left-Side Wire Trough	Right-Side Wire Trough
TOGLSS244860	24"	36"
TOGLSS244866	24"	36"
TOGLSS244872	24"	48"
TOGLSS244884	24"	48"
TOGLSS246048	36"	24"
TOGLSS246648	36"	24"
TOGLSS247248	48"	24"
TOGLSS248448	48"	24"
TOGLSS304860	24"	36"
TOGLSS304866	24"	36"
TOGLSS304872	24"	48"
TOGLSS304884	24"	48"
TOGLSS306048	36"	24"
TOGLSS306648	36"	24"
TOGLSS307248	48"	24"
TOGLSS308448	48"	24"

Toggle® Tables
General Information

TECHNICAL SPECIFICATIONS

Universal Height-Adjustable Screen on Triple Motor Electric-Base Tables (Model SS)

Reference chart below to specify the privacy screens for all applicable Triple Motor Electric-Base Table models. The tabletops below will have appropriate pre-drilled holes to accept the Universal Height-Adjustable Privacy Screen Model listed.

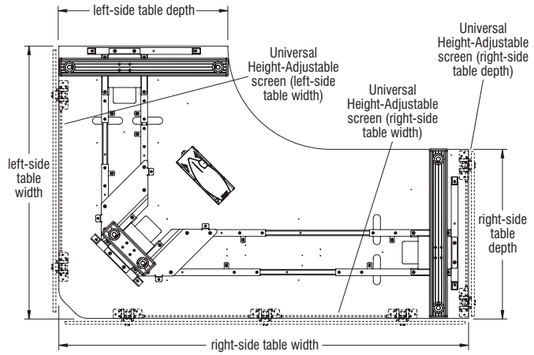

Square Shoe Triple Motor Electric-Base Tables, (30" x 48" x 72" Model SS shown)

Triple Motor C-Leg Electric-Base Square Shoe Table
Universal Height-Adjustable Screen Chart

Model Number	Left-Side Table Depth Universal Height-Adjustable Screen	Right-Side Table Depth Universal Height-Adjustable Screen	Left-Side Table Width Universal Height-Adjustable Screen	Right-Side Table Width Universal Height-Adjustable Screen
TOGLSS244860	NA	USPF2324	USPF4624	USPF5824
TOGLSS244866	NA	USPF2324	USPF4624	USPF6424
TOGLSS244872	NA	USPF2324	USPF4624	USPF7024
TOGLSS244884	NA	USPF2324	USPF4624	USPF8224
TOGLSS246048	USPF2324	NA	USPF5824	USPF4624
TOGLSS246648	USPF2324	NA	USPF6424	USPF4624
TOGLSS247248	USPF2324	NA	USPF7024	USPF4624
TOGLSS248448	USPF2324	NA	USPF8224	USPF4624
TOGLSS304860	NA	USPF2924	USPF4624	USPF5824
TOGLSS304866	NA	USPF2924	USPF4624	USPF6424
TOGLSS304872	NA	USPF2924	USPF4624	USPF7024
TOGLSS304884	NA	USPF2924	USPF4624	USPF8224
TOGLSS306048	USPF2924	NA	USPF5824	USPF4624
TOGLSS306648	USPF2924	NA	USPF6424	USPF4624
TOGLSS307248	USPF2924	NA	USPF7024	USPF4624
TOGLSS308448	USPF2924	NA	USPF8224	USPF4624

DIMENSIONS - Dual Motor T-Leg Electric-Base Table (Model EL)

Statement of Line Measurements											
Dimension	Model Number	A Table Depth	B Table Width	C Between Legs	D Between Feet	E Tabletop-to-Leg	F Tabletop-to-Foot	G Tabletop-to-Support	H Foot Size	I Front Edge of Worksurface-to-Leg	J Back Edge of Worksurface-to-Leg
24 x 48"	TOGL2448EL	23.5"	46.5"	35"	33.31"	3.84"	3.45"	1.60"	23.625"	12.9"	12.9"
24 x 54"	TOGL2454EL	23.5"	52.5"	41"	39.31"	3.84"	3.45"	1.60"	23.625"	12.9"	12.9"
24 x 60"	TOGL2460EL	23.5"	58.5"	47"	45.31"	3.84"	3.45"	1.60"	23.625"	12.9"	12.9"
24 x 66"	TOGL2466EL	23.5"	64.5"	53"	51.31"	3.84"	3.45"	1.60"	23.625"	12.9"	12.9"
24 x 72"	TOGL2472EL	23.5"	70.5"	59"	57.31"	3.84"	3.45"	1.60"	23.625"	12.9"	12.9"
30 x 48"	TOGL3048EL	29.5"	46.5"	35"	33.31"	3.84"	3.45"	1.60"	29.625"	15.9"	15.9"
30 x 54"	TOGL3054EL	29.5"	52.5"	41"	39.31"	3.84"	3.45"	1.60"	29.625"	15.9"	15.9"
30 x 60"	TOGL3060EL	29.5"	58.5"	47"	45.31"	3.84"	3.45"	1.60"	29.625"	15.9"	15.9"
30 x 66"	TOGL3066EL	29.5"	64.5"	53"	51.31"	3.84"	3.45"	1.60"	29.625"	15.9"	15.9"
30 x 72"	TOGL3072EL	29.5"	70.5"	59"	57.31"	3.84"	3.45"	1.60"	29.625"	15.9"	15.9"
36 x 48"	TOGL3648EL	35.5"	46.5"	35"	33.31"	3.84"	3.45"	1.60"	29.625"	18.9"	18.9"
36 x 54"	TOGL3654EL	35.5"	52.5"	41"	39.31"	3.84"	3.45"	1.60"	29.625"	18.9"	18.9"
36 x 60"	TOGL3660EL	35.5"	58.5"	47"	45.31"	3.84"	3.45"	1.60"	29.625"	18.9"	18.9"
36 x 66"	TOGL3666EL	35.5"	64.5"	53"	51.31"	3.84"	3.45"	1.60"	29.625"	18.9"	18.9"
36 x 72"	TOGL3672EL	35.5"	70.5"	59"	57.31"	3.84"	3.45"	1.60"	29.625"	18.9"	18.9"
30 x 48"	TOGLC3048ELC	44.16"	80.5"	47"	45.31"	14.86"	14.47"	12.62"	29.625"	16.33"	23.49"

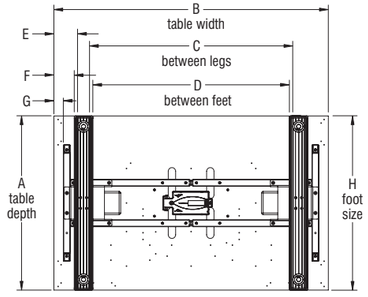

Rectangular Dual Motor T-Leg Electric-Base Table

Rectangular Dual Motor T-Leg Electric-Base Table

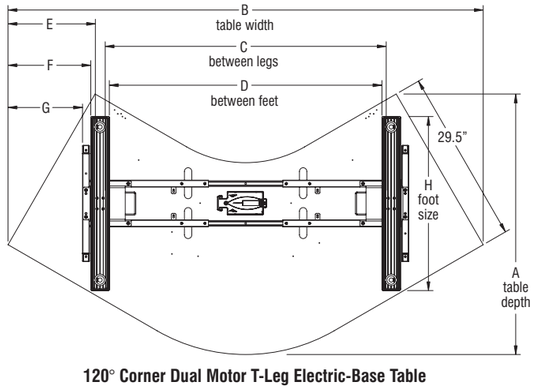

120° Corner Dual Motor T-Leg Electric-Base Table

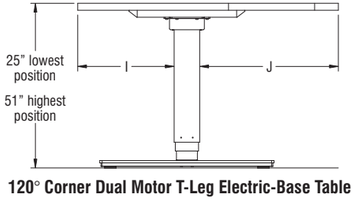

120° Corner Dual Motor T-Leg Electric-Base Table

DIMENSIONS - Dual Motor C-Leg Electric-Base Table (Model ELC)

Statement of Line Measurements											
Dimension	Model Number	A Table Depth	B Table Width	C Between Legs	D Between Feet	E Tabletop-to-Leg	F Tabletop-to-Foot	G Tabletop-to-Support	H Foot Size	I Front Edge of Worksurface-to-Leg	J Back Edge of Worksurface-to-Leg
24 x 48"	TOGL2448ELC	23.5"	46.5"	35"	33.31"	3.84"	3.45"	1.60"	23.625"	12.9"	6.24"
24 x 54"	TOGL2454ELC	23.5"	52.5"	41"	39.31"	3.84"	3.45"	1.60"	23.625"	12.9"	6.24"
24 x 60"	TOGL2460ELC	23.5"	58.5"	47"	45.31"	3.84"	3.45"	1.60"	23.625"	12.9"	6.24"
24 x 66"	TOGL2466ELC	23.5"	64.5"	53"	51.31"	3.84"	3.45"	1.60"	23.625"	12.9"	6.24"
24 x 72"	TOGL2472ELC	23.5"	70.5"	59"	57.31"	3.84"	3.45"	1.60"	23.625"	12.9"	6.24"
30 x 48"	TOGL3048ELC	29.5"	46.5"	35"	33.31"	3.84"	3.45"	1.60"	29.625"	15.9"	9.24"
30 x 54"	TOGL3054ELC	29.5"	52.5"	41"	39.31"	3.84"	3.45"	1.60"	29.625"	15.9"	9.24"
30 x 60"	TOGL3060ELC	29.5"	58.5"	47"	45.31"	3.84"	3.45"	1.60"	29.625"	15.9"	9.24"
30 x 66"	TOGL3066ELC	29.5"	64.5"	53"	51.31"	3.84"	3.45"	1.60"	29.625"	15.9"	9.24"
30 x 72"	TOGL3072ELC	29.5"	70.5"	59"	57.31"	3.84"	3.45"	1.60"	29.625"	15.9"	9.24"
36 x 48"	TOGL3648ELC	35.5"	46.5"	35"	33.31"	3.84"	3.45"	1.60"	29.625"	18.9"	12.24"
36 x 54"	TOGL3654ELC	35.5"	52.5"	41"	39.31"	3.84"	3.45"	1.60"	29.625"	18.9"	12.24"
36 x 60"	TOGL3660ELC	35.5"	58.5"	47"	45.31"	3.84"	3.45"	1.60"	29.625"	18.9"	12.24"
36 x 66"	TOGL3666ELC	35.5"	64.5"	53"	51.31"	3.84"	3.45"	1.60"	29.625"	18.9"	12.24"
36 x 72"	TOGL3672ELC	35.5"	70.5"	59"	57.31"	3.84"	3.45"	1.60"	29.625"	18.9"	12.24"
30 x 48"	TOGLC3048ELC	44.16"	80.5"	47"	45.31"	14.86"	14.47"	12.62"	29.625"	19.68"	20.15"

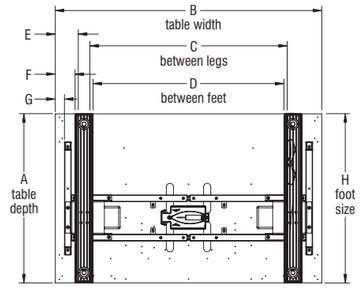

Rectangular Dual Motor C-Leg Electric-Base Table

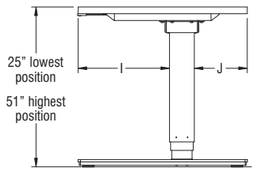

Rectangular Dual Motor C-Leg Electric-Base Table

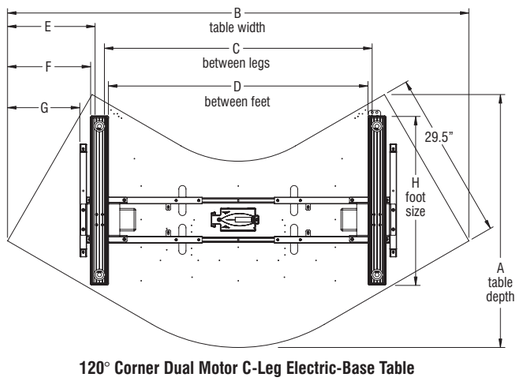

120° Corner Dual Motor C-Leg Electric-Base Table

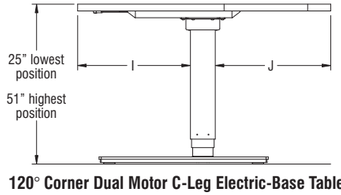

120° Corner Dual Motor C-Leg Electric-Base Table

DIMENSIONS - Triple Motor C-Leg Electric-Base Table (Model SS)

Statement of Line Measurements								
Dimension	Model Number	A Left-Side Table Depth	B Left-Side Table Width	C Right-Side Table Width	D Right-Side Table Depth	E Left-Side Between Legs	F Right-Side Between Legs	G Foot Size
24 x 48 x 60"	TOGLSS244860	23.5"	47.5"	59.5"	23.5"	31"	43"	23.625"
24 x 48 x 66"	TOGLSS244866	23.5"	47.5"	65.5"	23.5"	31"	49"	23.625"
24 x 48 x 72"	TOGLSS244872	23.5"	47.5"	71.5"	23.5"	31"	55"	23.625"
24 x 48 x 84"	TOGLSS244884	23.5"	47.5"	83.5"	23.5"	31"	67"	23.625"
24 x 60 x 48"	TOGLSS246048	23.5"	59.5"	47.5"	23.5"	43"	31"	23.625"
24 x 66 x 48"	TOGLSS246648	23.5"	65.5"	47.5"	23.5"	49"	31"	23.625"
24 x 72 x 48"	TOGLSS247248	23.5"	71.5"	47.5"	23.5"	55"	31"	23.625"
24 x 84 x 48"	TOGLSS248448	23.5"	83.5"	47.5"	23.5"	67"	31"	23.625"
30 x 48 x 60"	TOGLSS304860	29.5"	47.5"	59.5"	29.5"	31"	43"	29.625"
30 x 48 x 66"	TOGLSS304866	29.5"	47.5"	65.5"	29.5"	31"	49"	29.625"
30 x 48 x 72"	TOGLSS304872	29.5"	47.5"	71.5"	29.5"	31"	55"	29.625"
30 x 48 x 84"	TOGLSS304884	29.5"	47.5"	83.5"	29.5"	31"	67"	29.625"
30 x 60 x 48"	TOGLSS306048	29.5"	59.5"	47.5"	29.5"	43"	31"	29.625"
30 x 66 x 48"	TOGLSS306648	29.5"	65.5"	47.5"	29.5"	49"	31"	29.625"
30 x 72 x 48"	TOGLSS307248	29.5"	71.5"	47.5"	29.5"	55"	31"	29.625"
30 x 84 x 48"	TOGLSS308448	29.5"	83.5"	47.5"	29.5"	67"	31"	29.625"

Square Shoe Triple Motor Electric-Base Table

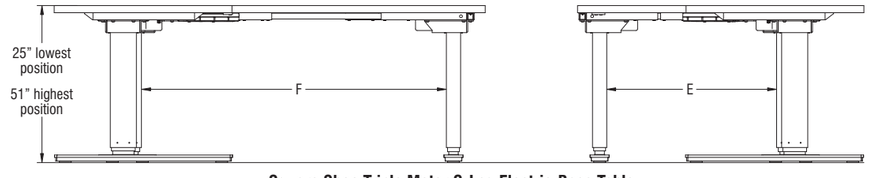

Square Shoe Triple Motor C-Leg Electric-Base Table

DIMENSIONS - Fixed-Base Table (Model FX)

Statement of Line Measurements										
Dimension	Model Number	A Table Depth	B Table Width	C Between Legs	D Between Feet	E Tabletop-to-Leg	F Tabletop-to-Foot	G Foot Size	H Front Edge of Worksurface-to-Leg	I Back Edge of Worksurface-to-Leg
24 x 48"	TOGL2448FX	23.5"	46.5"	35"	34.21"	3.39"	3"	23.625"	9.59"	9.59"
24 x 54"	TOGL2454FX	23.5"	52.5"	41"	40.21"	3.39"	3"	23.625"	9.59"	9.59"
24 x 60"	TOGL2460FX	23.5"	58.5"	47"	46.21"	3.39"	3"	23.625"	9.59"	9.59"
24 x 66"	TOGL2466FX	23.5"	64.5"	53"	52.21"	3.39"	3"	23.625"	9.59"	9.59"
24 x 72"	TOGL2472FX	23.5"	70.5"	59"	58.21"	3.39"	3"	23.625"	9.59"	9.59"
30 x 48"	TOGL3048FX	29.5"	46.5"	35"	34.21"	3.39"	3"	29.625"	12.59"	12.59"
30 x 54"	TOGL3054FX	29.5"	52.5"	41"	40.21"	3.39"	3"	29.625"	12.59"	12.59"
30 x 60"	TOGL3060FX	29.5"	58.5"	47"	46.21"	3.39"	3"	29.625"	12.59"	12.59"
30 x 66"	TOGL3066FX	29.5"	64.5"	53"	52.21"	3.39"	3"	29.625"	12.59"	12.59"
30 x 72"	TOGL3072FX	29.5"	70.5"	59"	58.21"	3.39"	3"	29.625"	12.59"	12.59"
36 x 48"	TOGL3648FX	35.5"	46.5"	35"	34.21"	3.39"	3"	29.625"	15.59"	15.59"
36 x 54"	TOGL3654FX	35.5"	52.5"	41"	40.21"	3.39"	3"	29.625"	15.59"	15.59"
36 x 60"	TOGL3660FX	35.5"	58.5"	47"	46.21"	3.39"	3"	29.625"	15.59"	15.59"
36 x 66"	TOGL3666FX	35.5"	64.5"	53"	52.21"	3.39"	3"	29.625"	15.59"	15.59"
36 x 72"	TOGL3672FX	35.5"	70.5"	59"	58.21"	3.39"	3"	29.625"	15.59"	15.59"

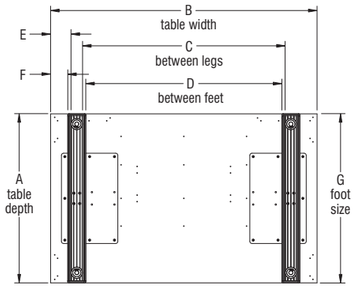

Rectangular Fixed-Base Table

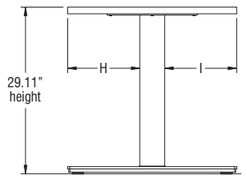

Rectangular Fixed-Base Table

DIMENSIONS - Wire Trough

Wire Trough Width	Dual Motor Table Width
24"	48"
36"	60"
48"	72"

Wire Trough Width	Fixed Table Width
36"	60"
48"	72"

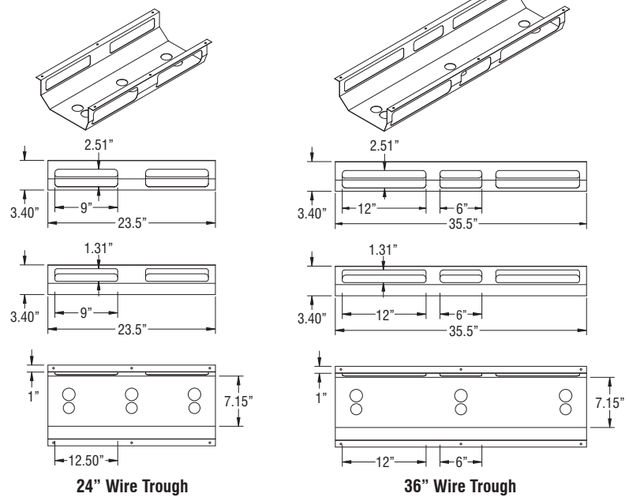

24" Wire Trough **36" Wire Trough**

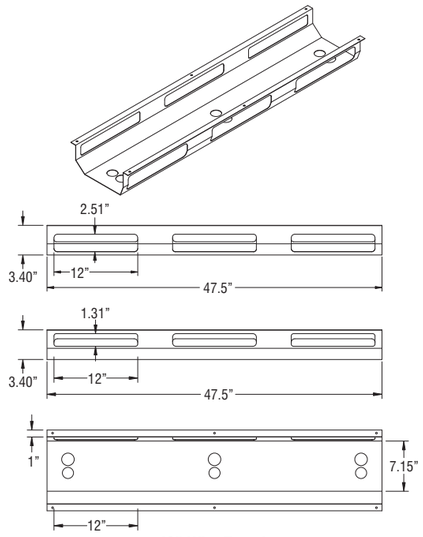

48" Wire Trough

DIMENSIONS - Polyester Felt Modesty Panel

Toggle Rectangular Tables

Reference chart below to specify the polyester felt modesty panel screens for all applicable Toggle Rectangular Table models. The tabletops below will have appropriate pre-drilled holes to accept the polyester felt modesty panel.

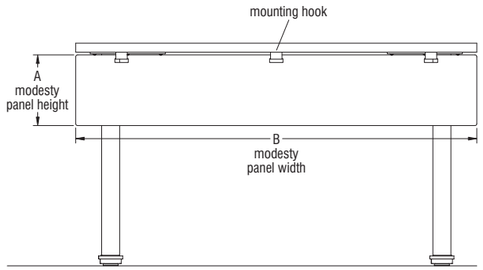

Toggle Rectangular Tables with Polyester Felt Modesty Panel (back view)(30" x 54" Model FX shown)

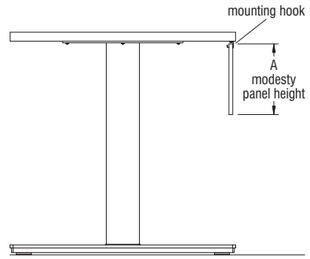

Toggle Rectangular Tables with Polyester Felt Modesty Panel (side view)(30" x 54" Model FX shown)

Polyester Felt Modesty Panel Measurements on Rectangular Tables

Table Dimension	Model Number	A Modesty Panel Height	B Modesty Panel Width	Number of Hooks
24 x 48"	TOGL2448FX	9.25"	46.5"	2
24 x 54"	TOGL2454FX	9.25"	52.5"	3
24 x 60"	TOGL2460FX	9.25"	58.5"	3
24 x 66"	TOGL2466FX	9.25"	64.5"	3
24 x 72"	TOGL2472FX	9.25"	70.5"	3
30 x 48"	TOGL3048FX	9.25"	46.5"	2
30 x 54"	TOGL3054FX	9.25"	52.5"	3
30 x 60"	TOGL3060FX	9.25"	58.5"	3
30 x 66"	TOGL3066FX	9.25"	64.5"	3
30 x 72"	TOGL3072FX	9.25"	70.5"	3
36 x 48"	TOGL3648FX	9.25"	46.5"	2
36 x 54"	TOGL3654FX	9.25"	52.5"	3
36 x 60"	TOGL3660FX	9.25"	58.5"	3
36 x 66"	TOGL3666FX	9.25"	64.5"	3
36 x 72"	TOGL3672FX	9.25"	70.5"	3
24 x 48"	TOGL2448EL	9.25"	46.5"	2
24 x 54"	TOGL2454EL	9.25"	52.5"	3
24 x 60"	TOGL2460EL	9.25"	58.5"	3
24 x 66"	TOGL2466EL	9.25"	64.5"	3
24 x 72"	TOGL2472EL	9.25"	70.5"	3
30 x 48"	TOGL3048EL	9.25"	46.5"	2
30 x 54"	TOGL3054EL	9.25"	52.5"	3
30 x 60"	TOGL3060EL	9.25"	58.5"	3
30 x 66"	TOGL3066EL	9.25"	64.5"	3
30 x 72"	TOGL3072EL	9.25"	70.5"	3
36 x 48"	TOGL3648EL	9.25"	46.5"	2
36 x 54"	TOGL3654EL	9.25"	52.5"	3
36 x 60"	TOGL3660EL	9.25"	58.5"	3
36 x 66"	TOGL3666EL	9.25"	64.5"	3
36 x 72"	TOGL3672EL	9.25"	70.5"	3
24 x 48"	TOGL2448ELC	9.25"	46.5"	2
24 x 54"	TOGL2454ELC	9.25"	52.5"	3
24 x 60"	TOGL2460ELC	9.25"	58.5"	3
24 x 66"	TOGL2466ELC	9.25"	64.5"	3
24 x 72"	TOGL2472ELC	9.25"	70.5"	3
30 x 48"	TOGL3048ELC	9.25"	46.5"	2
30 x 54"	TOGL3054ELC	9.25"	52.5"	3
30 x 60"	TOGL3060ELC	9.25"	58.5"	3
30 x 66"	TOGL3066ELC	9.25"	64.5"	3
30 x 72"	TOGL3072ELC	9.25"	70.5"	3
36 x 48"	TOGL3648ELC	9.25"	46.5"	2
36 x 54"	TOGL3654ELC	9.25"	52.5"	3
36 x 60"	TOGL3660ELC	9.25"	58.5"	3
36 x 66"	TOGL3666ELC	9.25"	64.5"	3
36 x 72"	TOGL3672ELC	9.25"	70.5"	3

DIMENSIONS - Polyester Felt Modesty Panel

Toggle 120° Corner Tables

Reference chart below to specify the polyester felt modesty panel screens for all applicable Toggle 120° Corner Table models. The tabletops below will have appropriate pre-drilled holes to accept the polyester felt modesty panel.

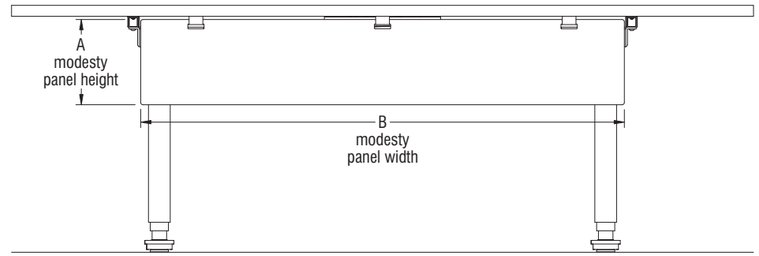

Toggle 120° Corner Tables with Polyester Felt Modesty Panel (back view)(30" x 48" Model EL shown)

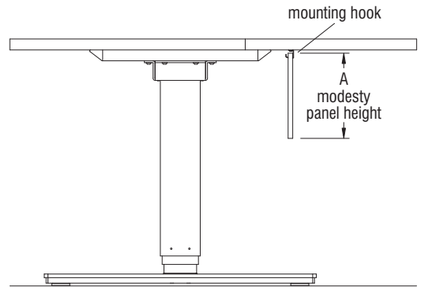

Toggle 120° Corner Tables with Polyester Felt Modesty Panel (side view)(30" x 48" Model EL shown)

Polyester Felt Modesty Panel Measurements on 120° Corner Tables

Table Dimension	Model Number	A Modesty Panel Height	B Modesty Panel Width	Number of Hooks
30 x 48"	TOGLC3048EL	9.25"	52.5"	3
30 x 48"	TOGLC3048ELC	9.25"	52.5"	3

Toggle® Tables
General Information

DIMENSIONS - Polyester Felt Modesty Panel

Toggle Square Shoe Tables

Reference chart below to specify the polyester felt modesty panel screens for all applicable Toggle Square Shoe Table models. The tabletops below will have appropriate pre-drilled holes to accept the polyester felt modesty panel.

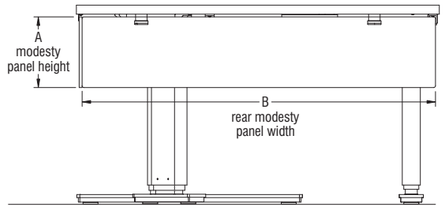

Toggle Square Shoe Tables with Polyester Felt Modesty Panel (back view)(30" x 48" Model EL shown)

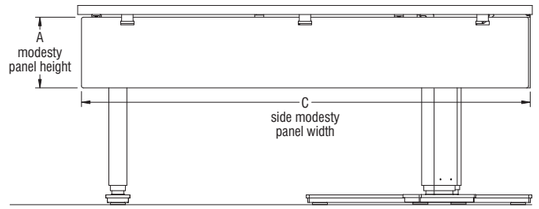

Toggle Square Shoe Tables with Polyester Felt Modesty Panel (side view)(30" x 48" Model EL shown)

Polyester Felt Modesty Panel Measurements on Square Shoe Tables						
Table Dimension	Model Number	A Modesty Panel Height	B Rear Modesty Panel Width	Number of Hooks for Rear Modesty Panel	C Side Modesty Panel Width	Number of Hooks for Side Modesty Panel
24 x 48 x 60"	TOGLSS244860	9.25"	46.5"	2	58.5"	3
24 x 48 x 66"	TOGLSS244866	9.25"	46.5"	2	64.5"	3
24 x 48 x 72"	TOGLSS244872	9.25"	46.5"	2	70.5"	3
24 x 48 x 84"	TOGLSS244884	9.25"	46.5"	2	82.5"	3
24 x 60 x 48"	TOGLSS246048	9.25"	58.5"	3	46.5"	2
24 x 66 x 48"	TOGLSS246648	9.25"	64.5"	3	46.5"	2
24 x 72 x 48"	TOGLSS247248	9.25"	70.5"	3	46.5"	2
24 x 84 x 48"	TOGLSS248448	9.25"	82.5"	3	46.5"	2
30 x 48 x 60"	TOGLSS304860	9.25"	46.5"	2	58.5"	3
30 x 48 x 66"	TOGLSS304866	9.25"	46.5"	2	64.5"	3
30 x 48 x 72"	TOGLSS304872	9.25"	46.5"	2	70.5"	3
30 x 48 x 84"	TOGLSS304884	9.25"	46.5"	2	82.5"	3
30 x 60 x 48"	TOGLSS306048	9.25"	58.5"	3	46.5"	2
30 x 66 x 48"	TOGLSS306648	9.25"	64.5"	3	46.5"	2
30 x 72 x 48"	TOGLSS307248	9.25"	70.5"	3	46.5"	2
30 x 84 x 48"	TOGLSS308448	9.25"	82.5"	3	46.5"	2

STATEMENT OF LINE

Toggle Dual Motor T-Leg Electric-Base Table (Model EL)

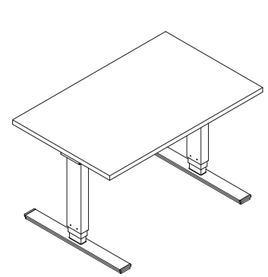

TOGLEL

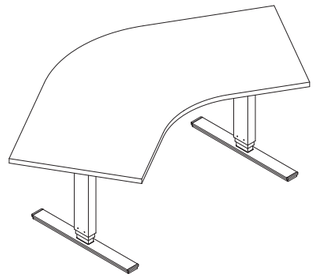

TOGLCEL

Toggle Dual Motor C-Leg Electric-Base Table (Model ELC)

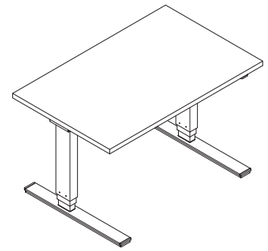

TOGLELC

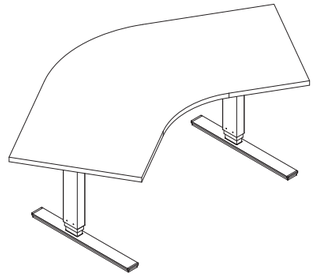

TOGLCELC

Toggle Fixed-Base Table (Model FX)

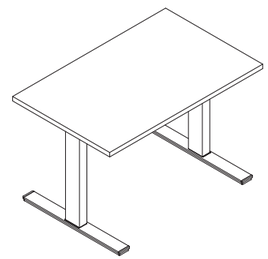

TOGLFX

Toggle Triple Motor C-Leg Electric-Base Table (Model SS)

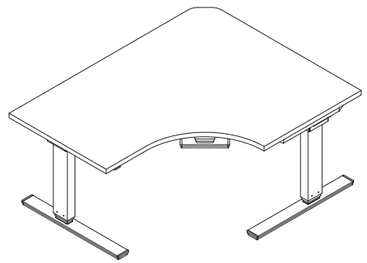

TOGLSS

Toggle® Tables
Product Color Options

Surface Finish--Laminate

Belair	LBQ
Biltmore Cherry	LBT
Black	LBK
Brighton Walnut	LBW
Canyon Zephyr	LCA
Castle Oak	LCO
Casual Linen	LCU
Cherry Storm	LCX
Classic Linen	LCI
Cloud Zephyr	LCL
Cocobala	LCC
Crisp Linen	LRI
Desert Zephyr	LDZ
Dove Grey	LDG
Fired Steel	LIL
Flax Linen	LXF
Florence Walnut	LFC
Forged Steel	LOL
Friston Ash	LFH
Frosty White	LFW
Graphite Nebula	LGN
Grey	LGE
High Rise	LHE
Hollyberry	LHY
Irish Linen	LIH
Island	LID
Italian Silver Ash	LIT
Kensington Maple	LKM
Lapis Blue	LLB
Markerboard White	LMK
Misted Zephyr	LMR
Monticello Maple	LMT
Nickel Evolv	LNV
North Sea	LNA
Ocean	LON
Pearl Bisque	LPB
Pearl Silver	LPS
Pressed Linen	LPR
River Cherry	LRY
Rugged Linen	LRG
Satin Stainless	LSS
Shadow Zephyr	LSR
Silicon evolv	LSV
Sterling Ash	LAZ
Tailored Linen	LTL
Titanium evolv	LTV
White Nebula	LWL
White Sand	LWN
Windsor Mahogany	LWY

Base and Trough Paint Color

Black	BL
Silver	SL
White	WH

Edge Color for 74P Edge

Belair	EBQ
Biltmore Cherry	EBT
Black	EBL
Blue Grey	EGR
Brighton Walnut	EBW
Castle Oak	ECO
Cayenne	ECY
Cherry Storm	ECX
Cocobala	ECC
Cool Grey	ECG
Earthen Clay	EEY
Everglade Shade	EEV
Flannel	EFN
Florence Walnut	EFC
Friston Ash	EFH
Frosty White	EFW
Hazy Jade	EHJ
Honey Bee	EHY
Italian Silver Ash	EIT
Kensington Maple	EKM
Light Tone	ELG
Mardi Gras	EMG
Misty Brown	EMY
Monticello Maple	EMT
Multiplex	EMB
Nemo	ENE
Nordic	END
Poppy Red	EPR
Purple Haze	EPH
River Cherry	ERY
Rubber Ducky	ERK
Sand	ESA
Sky Blue	ESK
Sterling Ash	EAZ
Surf's Up	ESP
Twilight Shadow	ETI
Ultra Blue	EUB
Warm Grey	EWG
Windsor Mahogany	EWY
Zesty Lime	EZL

Edge Color for 54B Edge

Black	EBL
Blue Grey	EGR
Cayenne	ECY
Cool Grey	ECG
Earthen Clay	EEY
Everglade Shade	EEV
Flannel	EFN
Frosty White	EFW
Hazy Jade	EHJ
Honey Bee	EHY
Light Tone	ELG
Mardi Gras	EMG
Misty Brown	EMY
Nemo	ENE
Nordic	END
Poppy Red	EPR
Purple Haze	EPH
River Cherry	ERY
Rubber Ducky	ERK
Sand	ESA
Sky Blue	ESK
Sterling Ash	EAZ
Surf's Up	ESP
Twilight Shadow	ETI
Ultra Blue	EUB
Warm Grey	EWG
Zesty Lime	EZL

Edge Color for KN Edge

Belair	EBQ
Biltmore Cherry	EBT
Black	EBL
Blue Grey	EGR
Brighton Walnut	EBW
Castle Oak	ECO
Cayenne	ECY
Cherry Storm	ECX
Cocobala	ECC
Cool Grey	ECG
Earthen Clay	EEY
Everglade Shade	EEV
Flannel	EFN
Florence Walnut	EFC
Friston Ash	EFH
Frosty White	EFW
Hazy Jade	EHJ
Honey Bee	EHY
Italian Silver Ash	EIT
Kensington Maple	EKM
Light Tone	ELG
Mardi Gras	EMG
Misty Brown	EMY
Monticello Maple	EMT
Nemo	ENE
Nordic	END
Poppy Red	EPR
Purple Haze	EPH
River Cherry	ERY
Rubber Ducky	ERK
Sand	ESA
Sky Blue	ESK
Sterling Ash	EAZ
Surf's Up	ESP
Twilight Shadow	ETI
Ultra Blue	EUB
Warm Grey	EWG
Windsor Mahogany	EWY
Zesty Lime	EZL

Polyester Felt Modesty Panel

Dandelion	FTDD
Fawn	FTFW
Flannel	FTFN
Heather	FTHR
Lava	FTLV
Midnight Blue	FTMB
Spring	FTSG

Toggle® T-Leg Tables
Fixed Base

KI

Toggle® T-Leg Tables
Fixed Base

	MODEL	A x B	MODEL NUMBER: Basic Model	Edge Style	Modesty Panel	Edge Color	Surface Finish	Base Finish	Polyester Modesty Panel Color	Approx. Packaged Weight	1-1/4" Vinyl Bullnose (54B)	74P Edge (74P)	Postformed Edge (PL)	Knife Edge (KN)
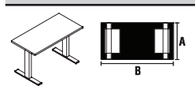	**Rectangular Fixed Base Tables - 24"D** • 29" High	23-1/2 x 46-1/2"	TOGL2448FX	□□□	□□□	□□□	□□□	□□	□□□□	85.0#	$ 609	$ 699	$ 728	$ 750
		23-1/2 x 52-1/2"	TOGL2454FX	□□□	□□□	□□□	□□□	□□	□□□□	85.0#	631	735	760	791
		23-1/2 x 58-1/2"	TOGL2460FX	□□□	□□□	□□□	□□□	□□	□□□□	95.0#	640	745	773	811
		23-1/2 x 64-1/2"	TOGL2466FX	□□□	□□□	□□□	□□□	□□	□□□□	95.0#	656	789	815	878
TGFX		23-1/2 x 70-1/2"	TOGL2472FX	□□□	□□□	□□□	□□□	□□	□□□□	105.0#	678	800	833	900
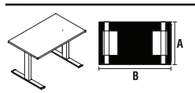	**Rectangular Fixed Base Tables - 30"D** • 29" High	29-1/2 x 46-1/2"	TOGL3048FX	□□□	□□□	□□□	□□□	□□	□□□□	97.0#	$ 676	$ 773	$ 804	$ 807
		29-1/2 x 52-1/2"	TOGL3054FX	□□□	□□□	□□□	□□□	□□	□□□□	97.0#	735	847	885	933
		29-1/2 x 58-1/2"	TOGL3060FX	□□□	□□□	□□□	□□□	□□	□□□□	109.0#	747	862	897	944
		29-1/2 x 64-1/2"	TOGL3066FX	□□□	□□□	□□□	□□□	□□	□□□□	109.0#	780	908	945	1032
TGFX		29-1/2 x 70-1/2"	TOGL3072FX	□□□	□□□	□□□	□□□	□□	□□□□	121.0#	794	921	959	1047
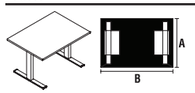	**Rectangular Fixed Base Tables - 36"D** • 29" High	35-1/2 x 46-1/2"	TOGL3648FX	□□□	□□□	□□□	□□□	□□	□□□□	104.0#	$ 706	$ 811	$ 842	$ 913
		35-1/2 x 52-1/2"	TOGL3654FX	□□□	□□□	□□□	□□□	□□	□□□□	104.0#	767	890	928	1013
		35-1/2 x 58-1/2"	TOGL3660FX	□□□	□□□	□□□	□□□	□□	□□□□	121.0#	783	905	941	1029
		35-1/2 x 64-1/2"	TOGL3666FX	□□□	□□□	□□□	□□□	□□	□□□□	121.0#	828	928	964	1335
TGFX		35-1/2 x 70-1/2"	TOGL3672FX	□□□	□□□	□□□	□□□	□□	□□□□	136.0#	839	936	973	1349
			Ⓐ	Ⓑ	Ⓒ	Ⓓ	Ⓔ	Ⓕ	Ⓖ					

HOW TO ORDER

Indicate the following information on order form:
1. Quantity of each item.
2. Model number, including options. See "How To Build a Model Number".
3. Any special service required.

Note: • The □ indicates that a choice is required.
- The absence of the □ indicates that no choice is required.
- Alpha-numeric characters in place of □ indicate that no other alternatives are available.

HOW TO BUILD A MODEL NUMBER

Ⓐ Select basic model.

Ⓑ Select edge style.

54B	- 1-1/4" Vinyl bullnose
74P	- 74P edge
PL	- Postformed edge
KN	- Knife edge

Knife edge (KN) and Postformed edge (PL) on user side only

Ⓒ Select modesty panel.

NMP	- No modesty panel
PMP	- Polyester felt modesty panel; add $186

Ⓓ Select edge color.
Refer to the **Product Color Options** page in this price list.
Edge color offerings are based on edge style selections.

Ⓔ Select surface finish.
Refer to the **Product Color Options** page in this price list.
Surface finish offerings are based on edge style selections.

Ⓕ Select base finish.
Refer to the **Product Color Options** page in this price list.

Ⓖ Select modesty panel color (only if polyester felt panel is chosen).
Refer to the **Product Color Options** page in this price list.

SPECIAL SERVICES

Special Carton Marking

With specially marked information	N/C

Shipping

Ships **knocked down, FOB Bonduel, WI 54107, freight prepaid.** Freight class 125.

Specifications and prices are subject to change without prior notice.

Toggle® T-Leg Tables
Dual Motor Electric Base

KI

Toggle® T-Leg Tables
Dual Motor Electric Base

	MODEL	A x B x C	MODEL NUMBER: Basic Model	Edge Style	Modesty Panel	Edge Color	Surface Finish	Base Finish	Polyester Modesty Panel Color	Approx. Packaged Weight	1-1/4" Vinyl Bullnose (54B)	74P Edge (74P)	Postformed Edge (PL)	Knife Edge (KN)
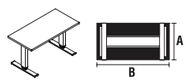 TGEL	**Rectangular Dual Motor Electric Base Tables - 24"D** • 26-52" Electrically adjustable • Simple up/down switch • Maximum operating load varies (see chart below) • 3-Stage base	23-1/2 x 46-1/2"	TOGL2448EL	□□□	□□□	□□□	□□□	□□	□□□□	131.0#	$ 2078	$ 2158	$ 2203	$ 2245
		23-1/2 x 52-1/2"	TOGL2454EL	□□□	□□□	□□□	□□□	□□	□□□□	131.0#	2102	2195	2255	2280
		23-1/2 x 58-1/2"	TOGL2460EL	□□□	□□□	□□□	□□□	□□	□□□□	141.0#	2117	2209	2270	2296
		23-1/2 x 64-1/2"	TOGL2466EL	□□□	□□□	□□□	□□□	□□	□□□□	141.0#	2150	2263	2349	2354
		23-1/2 x 70-1/2"	TOGL2472EL	□□□	□□□	□□□	□□□	□□	□□□□	151.0#	2165	2273	2362	2364
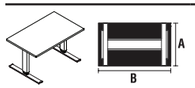 TGEL	**Rectangular Dual Motor Electric Base Tables - 30"D** • 26-52" Electrically adjustable • Simple up/down switch • Maximum operating load varies (see chart below) • 3-Stage base	29-1/2 x 46-1/2"	TOGL3048EL	□□□	□□□	□□□	□□□	□□	□□□□	143.0#	$ 2165	$ 2252	$ 2310	$ 2344
		29-1/2 x 52-1/2"	TOGL3054EL	□□□	□□□	□□□	□□□	□□	□□□□	143.0#	2225	2324	2398	2417
		29-1/2 x 58-1/2"	TOGL3060EL	□□□	□□□	□□□	□□□	□□	□□□□	155.0#	2240	2340	2414	2433
		29-1/2 x 64-1/2"	TOGL3066EL	□□□	□□□	□□□	□□□	□□	□□□□	155.0#	2280	2392	2490	2502
		29-1/2 x 70-1/2"	TOGL3072EL	□□□	□□□	□□□	□□□	□□	□□□□	168.0#	2291	2405	2502	2514
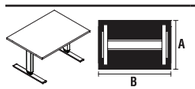 TGEL	**Rectangular Dual Motor Electric Base Tables - 36"D** • 26-52" Electrically adjustable • Simple up/down switch • Maximum operating load varies (see chart below) • 3-Stage base	35-1/2 x 46-1/2"	TOGL3648EL	□□□	□□□	□□□	□□□	□□	□□□□	151.0#	$ 2193	$ 2285	$ 2375	$ 2378
		35-1/2 x 52-1/2"	TOGL3654EL	□□□	□□□	□□□	□□□	□□	□□□□	151.0#	2255	2367	2454	2472
		35-1/2 x 58-1/2"	TOGL3660EL	□□□	□□□	□□□	□□□	□□	□□□□	168.0#	2272	2378	2472	2485
		35-1/2 x 64-1/2"	TOGL3666EL	□□□	□□□	□□□	□□□	□□	□□□□	168.0#	2312	2398	2495	2763
		35-1/2 x 70-1/2"	TOGL3672EL	□□□	□□□	□□□	□□□	□□	□□□□	182.0#	2324	2411	2507	2773
				Ⓐ	Ⓑ	Ⓒ	Ⓓ	Ⓔ	Ⓕ	Ⓖ				

HOW TO ORDER

Indicate the following information on order form:
1. Quantity of each item.
2. Model number, including options. See "How To Build a Model Number".
3. Any special service required.

Note: • The □ indicates that a choice is required.
• The absence of the □ indicates that no choice is required.
• Alpha-numeric characters in place of □ indicate that no other alternatives are available.

HOW TO BUILD A MODEL NUMBER

Ⓐ Select basic model.

Ⓑ Select edge style.

54B	- 1-1/4" Vinyl bullnose
74P	- 74P edge
PL	- Postformed edge
KN	- Knife edge

Knife edge (KN) and Postformed edge (PL) on user side only

Ⓒ Select modesty panel.

NMP	- No modesty panel
PMP	- Polyester felt modesty panel; add $186

Ⓓ Select edge color.
Refer to the **Product Color Options** page in this price list.
Edge color offerings are based on edge style selections.

Ⓔ Select surface finish.
Refer to the **Product Color Options** page in this price list.
Surface finish offerings are based on edge style selections.

Ⓕ Select base finish.
Refer to the **Product Color Options** page in this price list.

Ⓖ Select modesty panel color (only if polyester felt panel is chosen).
Refer to the **Product Color Options** page in this price list.

INFORMATION

MAXIMUM OPERATING LOAD

Model Size	Maximum Operating Load
2448EL/C	220 Pounds
2460EL/C	210 Pounds
2472EL/C	200 Pounds
3048EL/C	210 Pounds
3060EL/C	200 Pounds
3072EL/C	185 Pounds
3648EL/C	200 Pounds
3660EL/C	185 Pounds
3672EL/C	170 Pounds
3048EL/C (corner)	180 Pounds

SPECIAL SERVICES

Special Carton Marking

With specially marked information	N/C

Shipping
Ships **knocked down, FOB Bonduel, WI 54107, freight prepaid.** Freight class 125.

Specifications and prices are subject to change without prior notice.

Toggle® C-Leg Tables
Dual Motor Electric Base

KI

Toggle® C-Leg Tables
Dual Motor Electric Base

	MODEL	A x B x C	MODEL NUMBER: Basic Model	Edge Style	Modesty Panel	Edge Color	Surface Finish	Base Finish	Polyester Modesty Panel Color	Approx. Packaged Weight	1-1/4" Vinyl Bullnose (54B)	74P Edge (74P)	Postformed Edge (PL)	Knife Edge (KN)
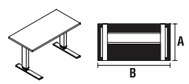 TGEC	**Rectangular Dual Motor Electric Base Tables - 24"D** • 26-52" Electrically adjustable • Simple up/down switch • Maximum operating load varies (see chart below) • 3-Stage base	23-1/2 x 46-1/2"	TOGL2448ELC	□□□	□□□	□□□	□□□	□□	□□□□	131.0#	$ 2078	$ 2158	$ 2203	$ 2245
		23-1/2 x 52-1/2"	TOGL2454ELC	□□□	□□□	□□□	□□□	□□	□□□□	131.0#	2102	2195	2255	2280
		23-1/2 x 58-1/2"	TOGL2460ELC	□□□	□□□	□□□	□□□	□□	□□□□	141.0#	2117	2209	2270	2296
		23-1/2 x 64-1/2"	TOGL2466ELC	□□□	□□□	□□□	□□□	□□	□□□□	141.0#	2150	2263	2349	2354
		23-1/2 x 70-1/2"	TOGL2472ELC	□□□	□□□	□□□	□□□	□□	□□□□	151.0#	2165	2273	2362	2364
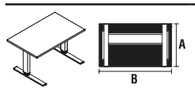 TGEC	**Rectangular Dual Motor Electric Base Tables - 30"D** • 26-52" Electrically adjustable • Simple up/down switch • Maximum operating load varies (see chart below) • 3-Stage base	29-1/2 x 46-1/2"	TOGL3048ELC	□□□	□□□	□□□	□□□	□□	□□□□	143.0#	$ 2165	$ 2252	$ 2310	$ 2344
		29-1/2 x 52-1/2"	TOGL3054ELC	□□□	□□□	□□□	□□□	□□	□□□□	143.0#	2225	2330	2398	2422
		29-1/2 x 58-1/2"	TOGL3060ELC	□□□	□□□	□□□	□□□	□□	□□□□	155.0#	2240	2340	2414	2433
		29-1/2 x 64-1/2"	TOGL3066ELC	□□□	□□□	□□□	□□□	□□	□□□□	155.0#	2280	2392	2490	2502
		29-1/2 x 70-1/2"	TOGL3072ELC	□□□	□□□	□□□	□□□	□□	□□□□	168.0#	2291	2405	2502	2514
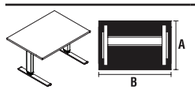 TGEC	**Rectangular Dual Motor Electric Base Tables - 36"D** • 26-52" Electrically adjustable • Simple up/down switch • Maximum operating load varies (see chart below) • 3-Stage base	35-1/2 x 46-1/2"	TOGL3648ELC	□□□	□□□	□□□	□□□	□□	□□□□	151.0#	$ 2193	$ 2285	$ 2375	$ 2378
		35-1/2 x 52-1/2"	TOGL3654ELC	□□□	□□□	□□□	□□□	□□	□□□□	151.0#	2263	2367	2458	2472
		35-1/2 x 58-1/2"	TOGL3660ELC	□□□	□□□	□□□	□□□	□□	□□□□	168.0#	2272	2378	2472	2485
		35-1/2 x 64-1/2"	TOGL3666ELC	□□□	□□□	□□□	□□□	□□	□□□□	168.0#	2312	2398	2495	2763
		35-1/2 x 70-1/2"	TOGL3672ELC	□□□	□□□	□□□	□□□	□□	□□□□	182.0#	2324	2411	2507	2773
				Ⓐ	Ⓑ	Ⓒ	Ⓓ	Ⓔ	Ⓕ	Ⓖ				

HOW TO ORDER

Indicate the following information on order form:
1. Quantity of each item.
2. Model number, including options. See "How To Build a Model Number".
3. Any special service required.

Note: • The □ indicates that a choice is required.
• The absence of the □ indicates that no choice is required.
• Alpha-numeric characters in place of □ indicate that no other alternatives are available.

HOW TO BUILD A MODEL NUMBER

Ⓐ Select basic model.

Ⓑ Select edge style.

54B	- 1-1/4" Vinyl bullnose
74P	- 74P edge
PL	- Postformed edge
KN	- Knife edge

Knife edge (KN) and Postformed edge (PL) on user side only

Ⓒ Select modesty panel.

NMP	- No modesty panel
PMP	- Polyester felt modesty panel; add $186

Ⓓ Select edge color.
Refer to the **Product Color Options** page in this price list.
Edge color offerings are based on edge style selections.

Ⓔ Select surface finish.
Refer to the **Product Color Options** page in this price list.
Surface finish offerings are based on edge style selections.

Ⓕ Select base finish.
Refer to the **Product Color Options** page in this price list.

Ⓖ Select modesty panel color (only if polyester felt panel is chosen).
Refer to the **Product Color Options** page in this price list.

INFORMATION

MAXIMUM OPERATING LOAD

Model Size	Maximum Operating Load
2448EL/C	220 Pounds
2460EL/C	210 Pounds
2472EL/C	200 Pounds
3048EL/C	210 Pounds
3060EL/C	200 Pounds
3072EL/C	185 Pounds
3648EL/C	200 Pounds
3660EL/C	185 Pounds
3672EL/C	170 Pounds
3048EL/C (corner)	180 Pounds

SPECIAL SERVICES

Special Carton Marking

With specially marked information	N/C

Shipping
Ships **knocked down, FOB Bonduel, WI 54107, freight prepaid.** Freight class 125.

Specifications and prices are subject to change without prior notice.

Toggle® Square Shoe Tables
Triple Motor Electric Base

KI

Toggle® Square Shoe Tables
Triple Motor Electric Base

	MODEL	A x B x C	MODEL NUMBER: Basic Model	Edge Style	Modesty Panel	Edge Color	Surface Finish	Base Finish	Polyester Modesty Panel Color	Approx. Packaged Weight	1-1/4" Vinyl Bullnose (54B)	74P Edge (74P)	Knife Edge (KN)
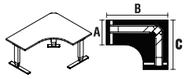 TGSS	**Square Shoe Triple Motor Electric Base Tables (Left) - 24"D** • 26-52" Electrically adjustable • Simple up/down switch • Maximum operating load varies (see chart below) • 3-Stage base • Includes two modesty panel appropriately sized for each non-user side of the table when specified	24 x 60 x 48"	TOGLSS246048	□□□	□□□	□□□	□□□	□□	□□□□	192.0#	$ 2556	$ 2656	$ 2743
		24 x 66 x 48"	TOGLSS246648	□□□	□□□	□□□	□□□	□□	□□□□	197.0#	2644	2743	2841
		24 x 72 x 48"	TOGLSS247248	□□□	□□□	□□□	□□□	□□	□□□□	202.0#	2681	2779	2903
		24 x 84 x 48"	TOGLSS248448	□□□	□□□	□□□	□□□	□□	□□□□	211.0#	3026	3126	3273
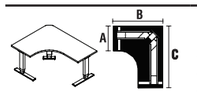 TGSS	**Square Shoe Triple Motor Electric Base Tables (Right) - 24"D** • 26-52" Electrically adjustable • Simple up/down switch • Maximum operating load varies (see chart below) • 3-Stage base • Includes two modesty panel appropriately sized for each non-user side of the table when specified	24 x 48 x 60"	TOGLSS244860	□□□	□□□	□□□	□□□	□□	□□□□	192.0#	$ 2556	$ 2656	$ 2743
		24 x 48 x 66"	TOGLSS244866	□□□	□□□	□□□	□□□	□□	□□□□	197.0#	2644	2743	2841
		24 x 48 x 72"	TOGLSS244872	□□□	□□□	□□□	□□□	□□	□□□□	202.0#	2681	2779	2903
		24 x 48 x 84"	TOGLSS244884	□□□	□□□	□□□	□□□	□□	□□□□	211.0#	3026	3126	3273
 TGSS	**Square Shoe Triple Motor Electric Base Tables (Left) - 30"D** • 26-52" Electrically adjustable • Simple up/down switch • Maximum operating load varies (see chart below) • 3-Stage base • Includes two modesty panel appropriately sized for each non-user side of the table when specified	30 x 60 x 48"	TOGLSS306048	□□□	□□□	□□□	□□□	□□	□□□□	203.0#	$ 2581	$ 2681	$ 2768
		30 x 66 x 48"	TOGLSS306648	□□□	□□□	□□□	□□□	□□	□□□□	209.0#	2669	2768	2866
		30 x 72 x 48"	TOGLSS307248	□□□	□□□	□□□	□□□	□□	□□□□	215.0#	2705	2804	2928
		30 x 84 x 48"	TOGLSS308448	□□□	□□□	□□□	□□□	□□	□□□□	227.0#	3051	3150	3298
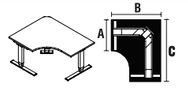 TGSS	**Square Shoe Triple Motor Electric Base Tables (Right) - 30"D** • 26-52" Electrically adjustable • Simple up/down switch • Maximum operating load varies (see chart below) • 3-Stage base • Includes two modesty panel appropriately sized for each non-user side of the table when specified	30 x 48 x 60"	TOGLSS304860	□□□	□□□	□□□	□□□	□□	□□□□	203.0#	$ 2581	$ 2681	$ 2768
		30 x 48 x 66"	TOGLSS304866	□□□	□□□	□□□	□□□	□□	□□□□	209.0#	2669	2768	2866
		30 x 48 x 72"	TOGLSS304872	□□□	□□□	□□□	□□□	□□	□□□□	215.0#	2705	2804	2928
		30 x 48 x 84"	TOGLSS304884	□□□	□□□	□□□	□□□	□□	□□□□	227.0#	3051	3150	3298
				Ⓐ	Ⓑ	Ⓒ	Ⓓ	Ⓔ	Ⓕ	Ⓖ			

HOW TO ORDER

Indicate the following information on order form:
1. Quantity of each item.
2. Model number, including options. See "How To Build a Model Number".
3. Any special service required.

Note: • The □ indicates that a choice is required.
- The absence of the □ indicates that no choice is required.
- Alpha-numeric characters in place of □ indicate that no other alternatives are available.

HOW TO BUILD A MODEL NUMBER

Ⓐ Select basic model.

Ⓑ Select edge style.

54B	- 1-1/4" Vinyl bullnose
74P	- 74P edge
KN	- Knife edge

Knife edge (KN) on user side only

Ⓒ Select modesty panel.

NMP	- No modesty panel
PMP	- Polyester felt modesty panel; add $370

Ⓓ Select edge color.
Refer to the **Product Color Options** page in this price list.
Edge color offerings are based on edge style selections.

Ⓔ Select surface finish.
Refer to the **Product Color Options** page in this price list.
Surface finish offerings are based on edge style selections.

Ⓕ Select base finish.
Refer to the **Product Color Options** page in this price list.

Ⓖ Select modesty panel color (only if polyester felt panel is chosen).
Refer to the **Product Color Options** page in this price list.

INFORMATION

MAXIMUM OPERATING LOAD

Model Size	Maximum Operating Load
246048	260 Pounds
246648	255 Pounds
247248	250 Pounds
248448	240 Pounds
244860	260 Pound
244866	255 Pounds
244872	250 Pounds
244884	240 Pounds
306048	250 Pounds
306648	245 Pounds
307248	235 Pounds
308448	225 Pounds
304860	250 Pound
304866	245 Pounds
304872	235 Pounds
304884	225 Pounds
TGBO.3EL.24	330 Pounds
TGBO.3EL.30	330 Pounds

SPECIAL SERVICES

Special Carton Marking

With specially marked information N/C

Shipping

Ships **knocked down, FOB Bonduel, WI 54107, freight prepaid.** Freight class 125.

Specifications and prices are subject to change without prior notice.

Toggle® Tables
Accessories

Toggle® Tables
Accessories

	MODEL	MODEL NUMBER Basic Model	Approx. Packaged Weight	Delivered Pricing
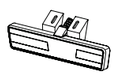 HRDPT	**Deluxe Switch with Presets** • Includes digital display and 3 preset button • Must be ordered separately	TG.REMOTE.LCD.6	1.0#	$ 117
 HRDPT	**Caster Kit - 2-Leg Table** • Includes mounting plates and 16 thread cutting screws to mount on the under-side of the feet • 2 locking and 2 non-locking black casters • Must be ordered separately	TGCA	1.0#	$ 76
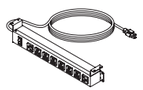 HRDPT	**Undermount R8 Module** • Silver in color • Includes 8-15A, 120 VAC receptacles, 2 outer most rotated 90 degrees to accommodate large plugs • 144” power cord • Under table mount attaches with 4 screws (included) • Module hangs down from surface 1” to allow easier access to plug in/unplug • Inlcudes 4 wire management clips • ETL listed for US and Canada • Dimensions are 16.3” x 2.3” x 2.8”	14.1450.SLVR	3.0#	$ 302
 HRDPT	**Vertical Cable Manager** • Silver in color • Multi-directional manager holds wires in static and adjustable tables • Weighted base keeps manager in positon • Includes magnetic link to easily attach to table leg • Attaches to underside of table with or without wire management trough • Includes 63 links, 1-3 link magnetic piece, 1 top connector, 2 screws, 1 base plate	47.2320.SLVR	1.0#	$ 112

Ⓐ

HOW TO ORDER

Indicate the following information on order form:
1. Quantity of each item.
2. Model number, including options. See “How To Build a Model Number”.
3. Any special service required.

Note: • The ☐ indicates that a choice is required.
- The absence of the ☐ indicates that no choice is required.
- Alpha-numeric characters in place of ☐ indicate that no other alternatives are available.

HOW TO BUILD A MODEL NUMBER

Ⓐ Select basic model.

SPECIAL SERVICES

Special Carton Marking

With specially marked information N/C

Shipping

Ships **knocked down, FOB Bonduel, WI 54107, freight prepaid.** Freight class 125.

Specifications and prices are subject to change without prior notice.

Toggle® Tables
Accessories

Toggle® Tables
Accessories

	MODEL	L	MODEL NUMBER Basic Model	MODEL NUMBER Paint Color	Approx. Packaged Weight	Delivered Pricing
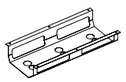 HRDPT	**Wire Trough** • Keeps wires enclosed and tidy • Open design makes it easy to feed cables through trough • Steel construction • Intended for installation into pre-drilled pilot holes • Mounting hardware included • 9-1/2" wide x 4-1/4" high x 24" long • One kit for 48" rectangle or 48" side of square shoe tables	24"	TG.TROUGH.48	☐☐	5.0#	$ 92
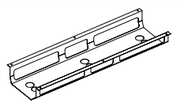 HRDPT	**Wire Trough** • Keeps wires enclosed and tidy • Open design makes it easy to feed cables through trough • Steel construction • Intended for installation into pre-drilled pilot holes • Mounting hardware included • 9-1/2" wide x 4-1/4" high x 36" long • One kit for 60" rectangle and corner or 60-66" side of square shoe tables	36"	TG.TROUGH.60	☐☐	7.0#	$ 112
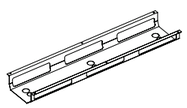 HRDPT	**Wire Trough** • Keeps wires enclosed and tidy • Open design makes it easy to feed cables through trough • Steel construction • Intended for installation into pre-drilled pilot holes • Mounting hardware included • 9-1/2" wide x 4-1/4" high x 48" long • One kit for 72" rectangle or 72-84" side of square shoe tables	48"	TG.TROUGH.72	☐☐	10.0#	$ 131
			Ⓐ	Ⓑ		

HOW TO ORDER

Indicate the following information on order form:
1. Quantity of each item.
2. Model number, including options. See "How To Build a Model Number".
3. Any special service required.

Note: • The ☐ indicates that a choice is required.
- The absence of the ☐ indicates that no choice is required.
- Alpha-numeric characters in place of ☐ indicate that no other alternatives are available.

HOW TO BUILD A MODEL NUMBER

Ⓐ Select basic model.

Ⓑ Select paint color.
Refer to the **Product Color Options** page in this price list.

SPECIAL SERVICES

Special Carton Marking

With specially marked information	N/C

Shipping

Ships **knocked down, FOB Bonduel, WI 54107, freight prepaid.** Freight class 125.

Specifications and prices are subject to change without prior notice.

WorkUp® Tables
General Information

TECHNICAL SPECIFICATIONS

WorkUp Crank-Base (Model CR)

General
The table consists of two adjustable height T-bases (centered column on a horizontal foot) attached to a worksurface support that spans the two bases and supports a worksurface. The top of the worksurface will adjust between 27.11" and 44.83" from the floor by means of a front crank that can be located at either end of the table. A 3/4" diameter steel connecting rod spans from column to column to enable simultaneous adjustment of both columns.

Base
The base consists of a column assembly and foot, both finished with baked on 30 sheen powder-coat paint. The column assembly consists of an outer member and an inner member. The outer member is 2 3/4" square, 14-gauge steel tubing with a 1/4" steel plate welded on the bottom end. The inner member is 2 1/2" square, 14-gauge steel tubing with a 1/4" steel plate welded on the top end. The foot is made of two formed and welded 11-gauge steel components and is attached to the column with 8mm bolts. Two 1 1/2" diameter nylon base leveling glides are threaded into the foot. The base adjusts at a rate of 6 1/3 turns per inch.

Worksurface Support
The worksurface support is formed 11-gauge steel support members with 1/4" steel attachment plates. The worksurface support is attached to the column with 8mm bolts.

Worksurface
Worksurfaces are constructed of 1 1/8" thick 45 lb. density particle board core. The top surface is covered with high-pressure laminate and the bottom surface is covered with a phenolic backing sheet. The perimeter is finished using high impact plastic edging. The worksurface is pre-drilled and attached to the bases using sixteen #12 x 1" tapping screws.

Wire Trough
The wire trough is an optional accessory which must be ordered separately. Constructed of 18-gauge steel with a powder-coated finish which may be coordinated to match the color of table legs. Screws are provided for attachment to the underside of the tabletop, and tops are pre-drilled for wire trough locations. Provides six access holes to feed wires or install cable management systems.

WorkUp Fixed-Base (Model FX)

General
The table consists of two T-bases (centered column on a horizontal foot) supporting a worksurface. The top of the worksurface will be 29" from the floor. See pages 8 & 9 for top sizes.

Base
The base consists of a top plate, welded to a column and a foot, all finished with baked on 30 sheen powder-coat paint. The top plate is 1/4" thick steel. The column is 2 1/2" square, 14-gauge steel tubing with a 1/4" steel plate welded on the bottom end. The foot is made of two formed and welded 11-gauge steel components. The top plate and foot is attached to the column with 8mm bolts. Two 1 1/2" diameter nylon base leveling glides are threaded into the foot.

Worksurface
Worksurfaces are constructed of 1 1/8" thick 45 lb. density particle board core. The top surface is covered with high-pressure laminate and the bottom surface is covered with a phenolic backing sheet. The perimeter is finished using high impact plastic edging. The worksurface is pre-drilled and attached to the bases using sixteen #12 x 1" tapping screws.

Wire Trough
The wire trough is an optional accessory which must be ordered separately. Constructed of 18-gauge steel with a powder-coated finish which may be coordinated to match the color of table legs. Screws are provided for attachment to the underside of the tabletop, and tops are pre-drilled for wire trough locations. Provides six access holes to feed wires or install cable management systems.

WorkUp ANSI/HFES Electric-Base (Model HF)

General
The table consists of two adjustable height T-bases (centered column on a horizontal foot) attached to a worksurface support that spans the two bases and supports a worksurface. The top of the worksurface will adjust between 22.35" and 48.33" from the floor by means of electric controls that can be located at either end of the table. The leg moves up or down at a speed of 50mm/sec (2"/sec). Maximum amps per table is 4 amps.

Base
The base consists of a column assembly and foot, both finished with baked on 30 sheen powder-coat paint. The column assembly consists of an outer member, an intermediate member and an inner member. The outer member is 2 3/4" square, 14-gauge steel tubing with a 1/4" steel plate welded on the bottom end. The intermediate member is 2 1/2" square, 14-gauge steel tubing. The inner member is 2 1/4" square, 14-gauge steel tubing with a 1/4" steel plate welded on the top end. The foot consists of two formed and welded 11-gauge steel components and is attached to the column with 8mm bolts. Two 1 1/2" diameter nylon base leveling glides are threaded into the foot.

Worksurface Support
The worksurface support is formed 11-gauge steel support members with 1/4" steel attachment plates. The worksurface support is attached to the column with 8mm bolts.

Worksurface
Worksurfaces are constructed of 1 1/8" thick 45 lb. density particle board core. The top surface is covered with high-pressure laminate and the bottom surface is covered with a phenolic backing sheet. The perimeter is finished using high impact plastic edging. The worksurface is pre-drilled and attached to the bases using sixteen #12 x1" tapping screws.

Wire Trough
The wire trough is an optional accessory which must be ordered separately. Constructed of 18-gauge steel with a powder-coated finish which may be coordinated to match the color of table legs. Screws are provided for attachment to the underside of the tabletop, and tops are pre-drilled for wire trough locations. Provides six access holes to feed wires or install cable management systems.

WorkUp Ratchet-Base (Model RT)

General
The table consists of two adjustable height T-bases (centered column on a horizontal foot) attached to a worksurface support that spans the two bases and supports a worksurface. The top of the worksurface adjusts to thirteen positions between 27.11" and 36.56" from the floor by manually lifting the worksurface.

Base
The base consists of a column assembly and foot, both finished with baked on 30 sheen powder-coat paint. The column assembly consists of an outer member and an inner member. The outer member is 2 3/4" square, 14-gauge steel tubing with a 1/4" steel plate welded on the bottom end. The inner member is 2 1/2" square, 14-gauge steel tubing with a 1/4" steel plate welded on the top end. The foot consists of two formed and welded 11-gauge steel components and is attached to the column with 8mm bolts. Two 1 1/2" diameter nylon base leveling glides are threaded into the foot.

Worksurface Support
The worksurface support is formed 11-gauge steel support members with 1/4" steel attachment plates. The worksurface support is attached to the column with 8mm bolts.

WorkUp® Tables
General Information

Worksurface
Worksurfaces are constructed of 1 1/8" thick 45 lb. density particle board core. The top surface is covered with high-pressure laminate and the bottom surface is covered with a phenolic backing sheet. The perimeter is finished using high impact plastic edging. The worksurface is pre-drilled and attached to the bases using sixteen #12 x1" tapping screws.

Wire Trough
The wire trough is an optional accessory which must be ordered separately. Constructed of 18-gauge steel with a powder-coated finish which may be coordinated to match the color of table legs. Screws are provided for attachment to the underside of the tabletop, and tops are pre-drilled for wire trough locations. Provides six access holes to feed wires or install cable management systems.

WorkUp Counterbalance-Base (Model CB)

General
The table consists of two adjustable height T-bases (centered column on a horizontal foot) attached to a worksurface support that spans the two bases and supports a worksurface. The top of the worksurface will adjust between 28 1/4" and 46 3/4" from the floor by activating a release lever and manually lifting or lowering the worksurface. The worksurface weight is counterbalanced by pneumatic springs to minimize the manual force required to move the worksurface. The two bases are synchronized with steel bands to maintain a level worksurface. The column uses a roller bearing system to minimize friction in the column.

Base
The base consists of a column assembly and foot finished with baked-on 30 sheen powder-coat paint. The column assembly consists of an outer member and an inner member. The outer member is 2 3/4" square, 14-gauge steel tubing. The inner member is 2 1/2" square, 14-gauge steel tubing with a 1/4" steel plate welded on the bottom end. The foot consists of two formed and welded 11-gauge steel components and is attached to the column with 8mm bolts. Two 1 1/2" diameter nylon base leveling glides are threaded into the foot.

Worksurface Support
The worksurface support consists of two steel end supports and two steel cross supports welded together using rectangular steel tubing, 50mm x 25mm x 2mm wall thickness. The worksurface support is attached to the column with 8mm bolts.

Worksurface
Worksurfaces are constructed of 1 1/8" thick 45 lb. density particle board core. The top surface is covered with high-pressure laminate and the bottom surface is covered with phenolic backing sheet. The perimeter is finished using high impact plastic edging. The worksurface is pre-drilled and attached to the base using M5 x 70mm tapping screws.

Wire Trough
The wire trough is an optional accessory which must be ordered separately. Constructed of 18-gauge steel with a powder-coated finish which may be coordinated to match the color of table legs. Screws are provided for attachment to the underside of the tabletop, and tops are pre-drilled for wire trough locations. Provides six access holes to feed wires or install cable management systems.

WorkUp Crank-Base (Model CR)

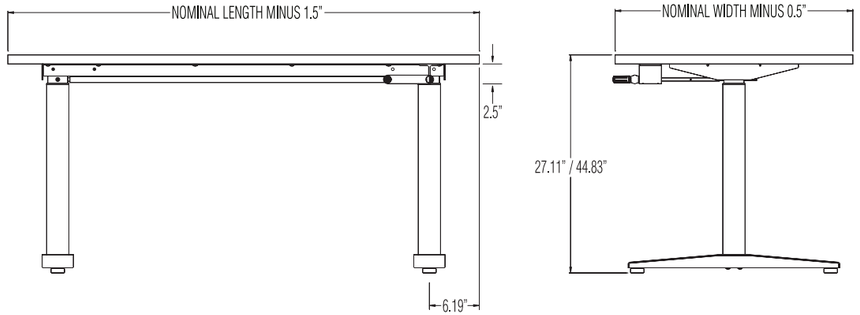

WorkUp Fixed-Base (Model FX)

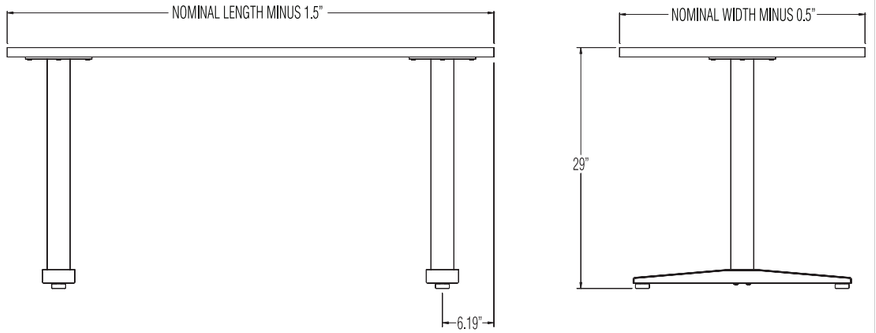

WorkUp ANSI/HFES Electric-Base (Model HF)

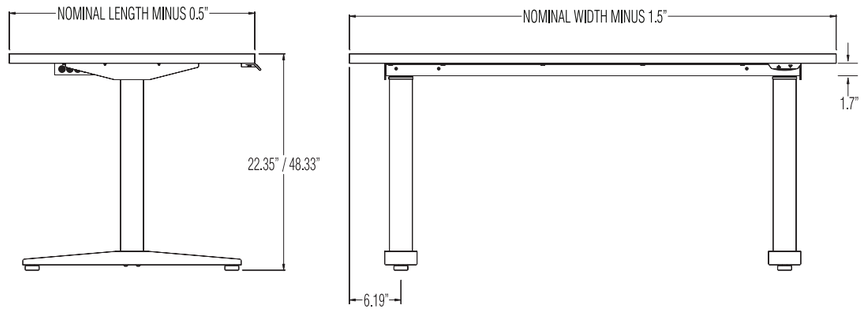

WorkUp® Tables
General Information

WorkUp Ratchet-Base (Model RT)

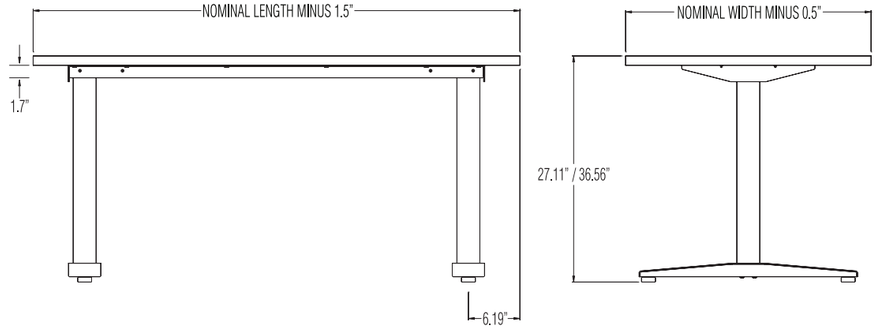

WorkUp Counterbalance-Base (Model CB)

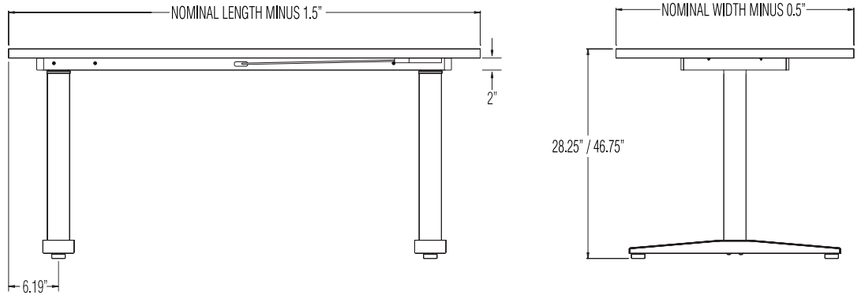

Wire Trough Width	Table Width
24"	48" & 54"
36"	60" & 66"
48"	72"

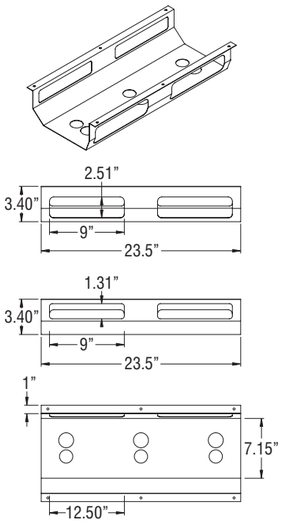

24" Wire Trough

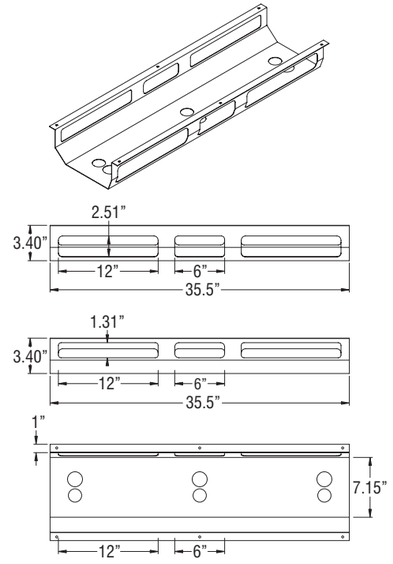

36" Wire Trough

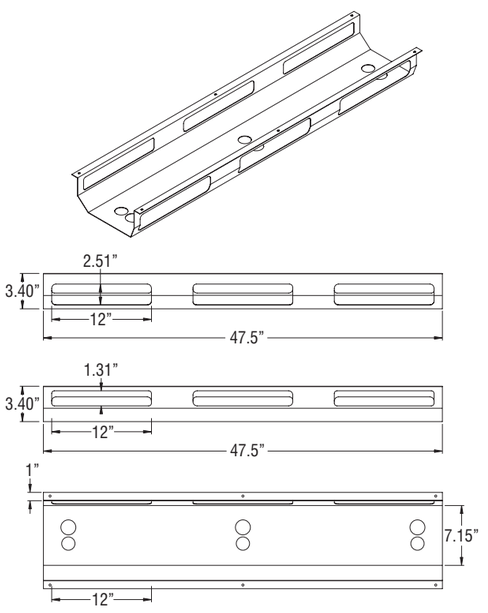

48" Wire Trough

Wire Trough Placement (Fixed-Base Tables)

For Fixed-Base Tables (excluding the 36" and 42" wide rectangular models), an optional wire trough can be mounted in the center of the tabletop, under the leg mounting plates. For 36" deep rectangular tables and 120-degree tables, the optional wire trough may also be mounted along the rear edge of the tabletops, behind the leg mounting plates, if desired. The optional wire troughs are not available for 36" and 42" wide rectangular tables due to insufficient clearance between the legs.

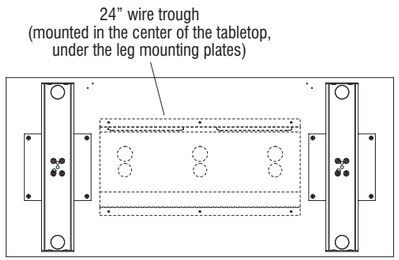

WorkUp Rectangular Fixed-Base Tables, 22"-36" Deep (22" x 48" Model FX shown)

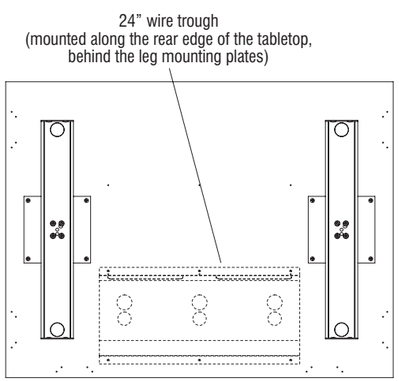

WorkUp Rectangular Fixed-Base Tables, 36" Deep (36" x 48" Model FX shown)

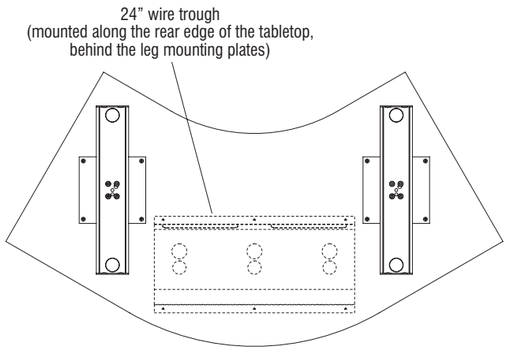

WorkUp 120° Fixed-Base Tables, 24" Deep (24" x 36" Model FX shown)

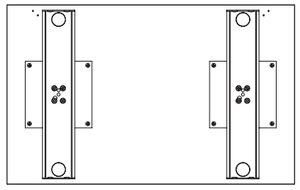

WorkUp Rectangular Fixed-Base Tables, 36" & 42" Wide (22" x 36" Model FX shown)

Wire Trough Placement (Ratchet, Crank & Counterbalance-Base Tables)

For Ratchet, Crank, and Counterbalance Tables, an optional wire trough can be mounted in the center of the tabletop. For 36" deep rectangular tables and 120-degree tables, the optional wire trough may also be mounted along the rear edge of the tabletops, behind the worksurface support beam, if desired.

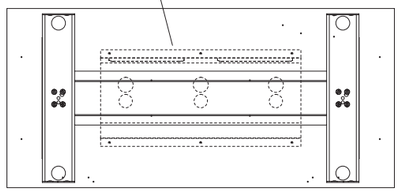

WorkUp Rectangular Ratchet, Crank & Counterbalance-Base Tables, 22"-36" Deep (22" x 48" Model RT shown)

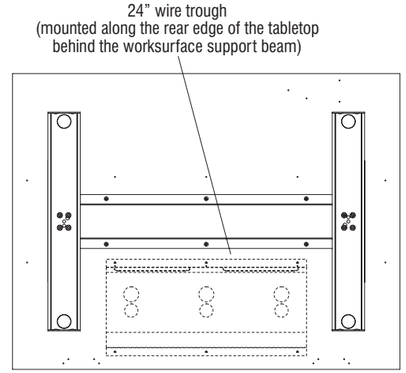

WorkUp Rectangular Ratchet, Crank & Counterbalance-Base Tables, 36" Deep (36" x 48" Model RT shown)

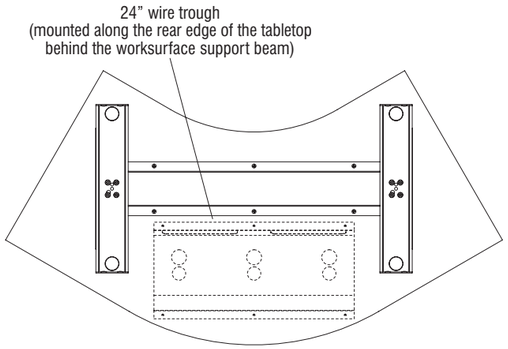

WorkUp 120° Ratchet, Crank & Counterbalance-Base Tables, 24" Deep (24" x 36" Model RT shown)

Wire Trough Placement (Electric-Base Tables)

For Electric-Base Tables, an optional wire trough can be mounted in the center of the tabletop. For 22" & 24" deep rectangular tables, the optional wire trough can be mounted under the rear support beam. For 36" deep rectangular tables and 120-degree tables, the optional wire trough may also be mounted along the rear edge of the tabletops, behind the worksurface support beam, if desired.

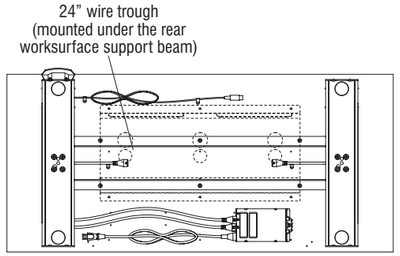

WorkUp Rectangular Electric-Base Tables, 22"-24" Deep (22" x 48" Model HF shown)

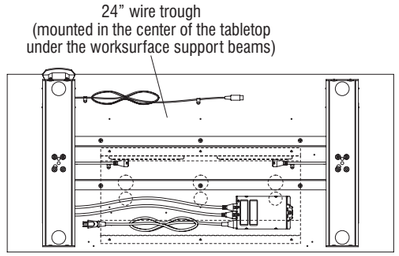

WorkUp Rectangular Electric-Base Tables, 22"-36" Deep (22" x 48" Model HF shown)

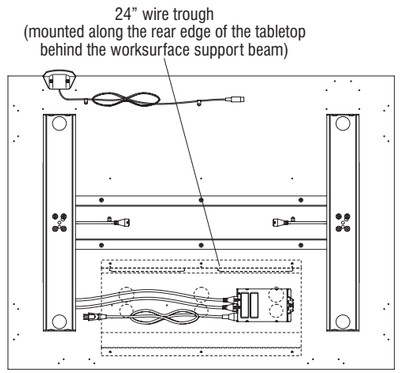

WorkUp Rectangular Electric-Base Tables, 36" Deep (36" x 48" Model HF shown)

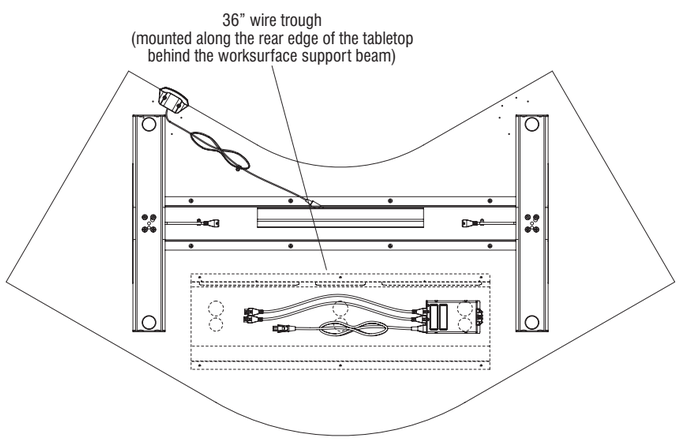

WorkUp 120° Electric-Base Tables, 30" Deep (30" x 48" Model HF shown)

STATEMENT OF LINE

WorkUp Ratchet, Crank, ANSI/HFES Electric and Counterbalance-Base Models

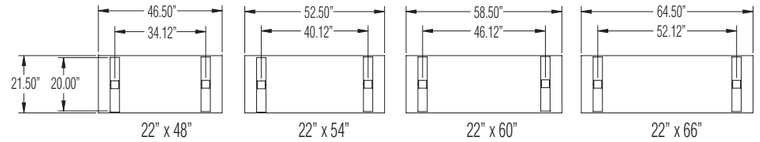

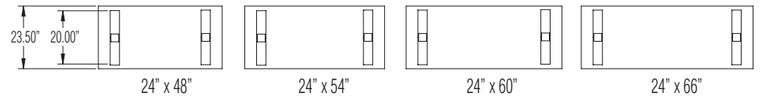

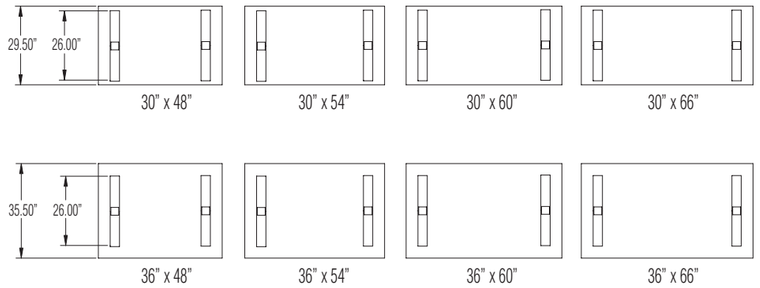

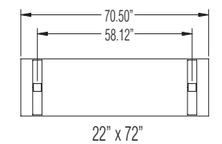







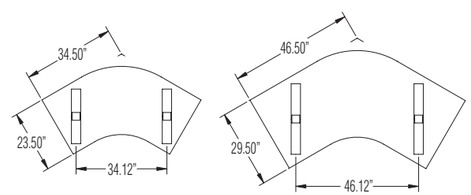

120° CORNER

WorkUp® Tables
General Information

STATEMENT OF LINE (CONTINUED)

WorkUp Fixed-Base (Model FX)

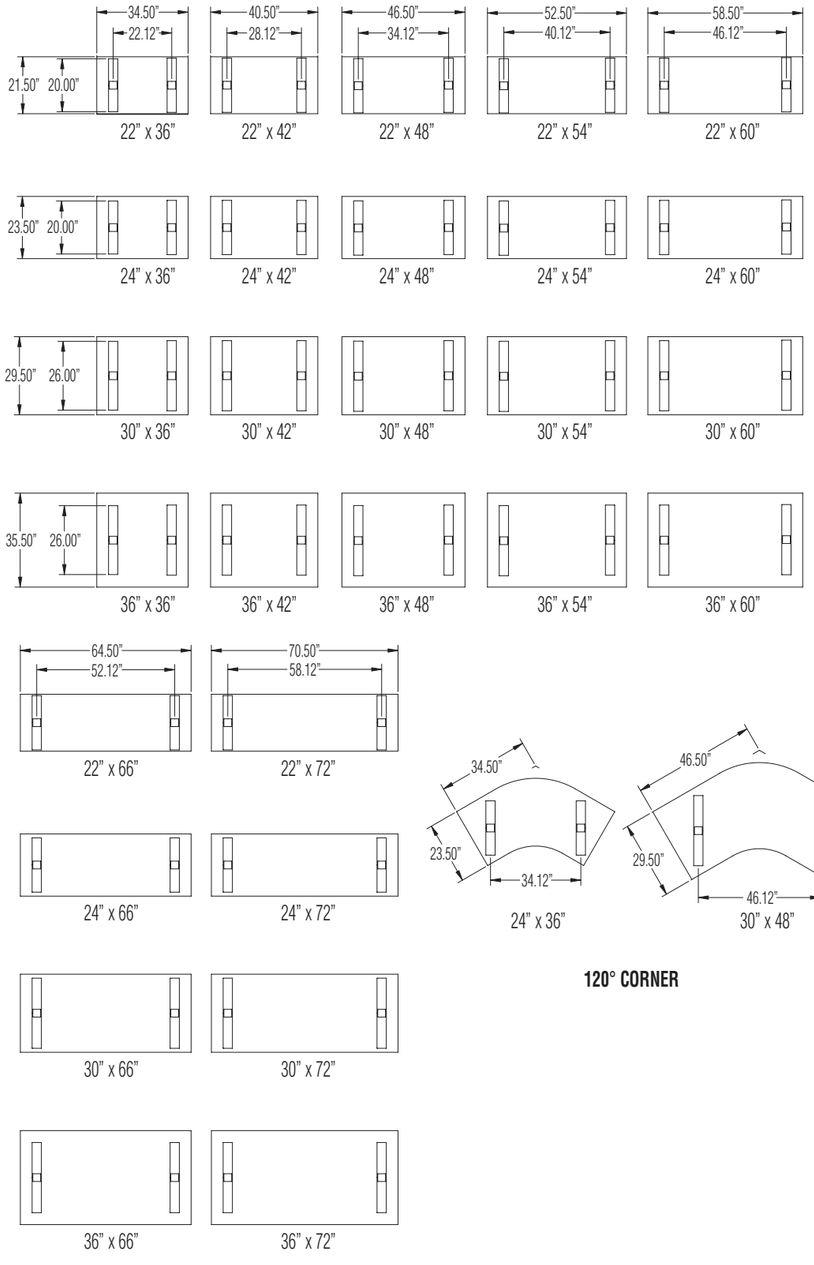

120° CORNER

WorkUp® Tables
Product Color Options

Surface Finish--Laminate

Belair	LBQ
Biltmore Cherry	LBT
Black	LBK
Brighton Walnut	LBW
Canyon Zephyr	LCA
Castle Oak	LCO
Casual Linen	LCU
Cherry Storm	LCX
Classic Linen	LCI
Cloud Zephyr	LCL
Cocobala	LCC
Crisp Linen	LRI
Desert Zephyr	LDZ
Dove Grey	LDG
Fired Steel	LIL
Flax Linen	LXF
Florence Walnut	LFC
Forged Steel	LOL
Friston Ash	LFH
Frosty White	LFW
Graphite Nebula	LGN
Grey	LGE
High Rise	LHE
Hollyberry	LHY
Irish Linen	LIH
Island	LID
Italian Silver Ash	LIT
Kensington Maple	LKM
Lapis Blue	LLB
Markerboard White	LMK
Misted Zephyr	LMR
Monticello Maple	LMT
Nickel Evolv	LNV
North Sea	LNA
Ocean	LON
Pearl Bisque	LPB
Pearl Silver	LPS
Pressed Linen	LPR
River Cherry	LRY
Rugged Linen	LRG
Satin Stainless	LSS
Shadow Zephyr	LSR
Silicon evolv	LSV
Sterling Ash	LAZ
Tailored Linen	LTL
Titanium evolv	LTV
White Nebula	LWL
White Sand	LWN
Windsor Mahogany	LWY

Base and Trough Paint Color

Black	BL
Blue Grey	GR
Bronze Metallic	ZM
Champagne Metallic	CM
Cool Grey	CG
Cottonwood	CO
Earthen Clay	EY
Everglade Shade	EV
Glitz Metallic	GZ
Hazy Jade	HJ
Honey Bee	HY
Mardi Gras	MG
Misty Brown	MY
Nemo	NE
Purple Haze	PH
Rubber Ducky	RK
Starlight Silver Metallic	SX
Surf's Up	SP
Twilight Shadow	TI
Ultra Blue	UB
Warm Grey	WG
Zesty Lime	ZL

Edge Color for 74P Edge

Belair	EBQ
Biltmore Cherry	EBT
Black	EBL
Blue Grey	EGR
Brighton Walnut	EBW
Castle Oak	ECO
Cayenne	ECY
Cherry Storm	ECX
Cocobala	ECC
Cool Grey	ECG
Earthen Clay	EEY
Everglade Shade	EEV
Flannel	EFN
Florence Walnut	EFC
Friston Ash	EFH
Frosty White	EFW
Hazy Jade	EHJ
Honey Bee	EHY
Italian Silver Ash	EIT
Kensington Maple	EKM
Light Tone	ELG
Mardi Gras	EMG
Misty Brown	EMY
Monticello Maple	EMT
Multiplex	EMB
Nemo	ENE
Nordic	END
Poppy Red	EPR
Purple Haze	EPH
River Cherry	ERY
Rubber Ducky	ERK
Sand	ESA
Sky Blue	ESK
Sterling Ash	EAZ
Surf's Up	ESP
Twilight Shadow	ETI
Ultra Blue	EUB
Warm Grey	EWG
Windsor Mahogany	EWY
Zesty Lime	EZL

Edge Color for 54B Edge

Black	EBL
Blue Grey	EGR
Cayenne	ECY
Cool Grey	ECG
Earthen Clay	EEY
Everglade Shade	EEV
Flannel	EFN
Frosty White	EFW
Hazy Jade	EHJ
Honey Bee	EHY
Light Tone	ELG
Mardi Gras	EMG
Misty Brown	EMY
Nemo	ENE
Nordic	END
Poppy Red	EPR
Purple Haze	EPH
Rubber Ducky	ERK
Sand	ESA
Sky Blue	ESK
Surf's Up	ESP
Twilight Shadow	ETI
Ultra Blue	EUB
Warm Grey	EWG
Zesty Lime	EZL

Edge Color for KN Edge

Belair	EBQ
Biltmore Cherry	EBT
Black	EBL
Blue Grey	EGR
Brighton Walnut	EBW
Castle Oak	ECO
Cayenne	ECY
Cherry Storm	ECX
Cocobala	ECC
Cool Grey	ECG
Earthen Clay	EEY
Everglade Shade	EEV
Flannel	EFN
Florence Walnut	EFC
Friston Ash	EFH
Frosty White	EFW
Hazy Jade	EHJ
Honey Bee	EHY
Italian Silver Ash	EIT
Kensington Maple	EKM
Light Tone	ELG
Mardi Gras	EMG
Misty Brown	EMY
Monticello Maple	EMT
Nemo	ENE
Nordic	END
Poppy Red	EPR
Purple Haze	EPH
River Cherry	ERY
Rubber Ducky	ERK
Sand	ESA
Sky Blue	ESK
Sterling Ash	EAZ
Surf's Up	ESP
Twilight Shadow	ETI
Ultra Blue	EUB
Warm Grey	EWG
Zesty Lime	EZL

Inner Column Color

Black	IBL
Silver	ISV
White	IWH

Polyester Felt Modesty Panel

Dandelion	FTDD
Fawn	FTFW
Flannel	FTFN
Heather	FTHR
Lava	FTLV
Midnight Blue	FTMB
Spring	FTSG

WorkUp® Tables
Fixed Height

KI

WorkUp® Tables
Fixed Height

		MODEL	A x B x C	MODEL NUMBER: Basic Model	Edge Style	Modesty Panel	Base	Edge Color	Surface Finish	Base Finish	Polyester Modesty Panel Color	Approx. Packaged Weight	1-1/4" Vinyl Bullnose (54B)	74P Edge (74P)	Postformed Edge (PL)	Knife Edge (KN)
	WUFX	**Rectangular Tables - 22"D** • 29" height • Adjustable glides	21-1/2 x 34-1/2"	WU2236FX	□□□	□□□	□	□□□	□□□	□□	□□□□	69.0#	$ 696	$ 791	$ 822	$ 850
			21-1/2 x 40-1/2"	WU2242FX	□□□	□□□	□	□□□	□□□	□□	□□□□	66.0#	728	839	874	903
			21-1/2 x 46-1/2"	WU2248FX	□□□	□□□	□	□□□	□□□	□□	□□□□	70.0#	735	849	881	908
			21-1/2 x 52-1/2"	WU2254FX	□□□	□□□	□	□□□	□□□	□□	□□□□	75.0#	771	900	936	982
			21-1/2 x 58-1/2"	WU2260FX	□□□	□□□	□	□□□	□□□	□□	□□□□	79.0#	773	903	940	985
			21-1/2 x 64-1/2"	WU2266FX	□□□	□□□	□	□□□	□□□	□□	□□□□	91.0#	822	968	1007	1090
			21-1/2 x 70-1/2"	WU2272FX	□□□	□□□	□	□□□	□□□	□□	□□□□	95.0#	826	972	1010	1094
	WUFX	**Rectangular Tables - 24"D** • 29" height • Adjustable glides	23-1/2 x 34-1/2"	WU2436FX	□□□	□□□	□	□□□	□□□	□□	□□□□	64.0#	$ 696	$ 791	$ 822	$ 853
			23-1/2 x 40-1/2"	WU2442FX	□□□	□□□	□	□□□	□□□	□□	□□□□	69.0#	728	839	874	903
			23-1/2 x 46-1/2"	WU2448FX	□□□	□□□	□	□□□	□□□	□□	□□□□	73.0#	737	848	881	910
			23-1/2 x 52-1/2"	WU2454FX	□□□	□□□	□	□□□	□□□	□□	□□□□	78.0#	771	901	936	982
			23-1/2 x 58-1/2"	WU2460FX	□□□	□□□	□	□□□	□□□	□□	□□□□	83.0#	773	904	940	985
			23-1/2 x 64-1/2"	WU2466FX	□□□	□□□	□	□□□	□□□	□□	□□□□	95.0#	822	970	1007	1090
			23-1/2 x 70-1/2"	WU2472FX	□□□	□□□	□	□□□	□□□	□□	□□□□	100.0#	826	972	1013	1094
	WUFX	**Rectangular Tables - 30"D** • 29" height • Adjustable glides	29-1/2 x 34-1/2"	WU3036FX	□□□	□□□	□	□□□	□□□	□□	□□□□	75.0#	$ 731	$ 834	$ 865	$ 939
			29-1/2 x 40-1/2"	WU3042FX	□□□	□□□	□	□□□	□□□	□□	□□□□	81.0#	771	892	928	968
			29-1/2 x 46-1/2"	WU3048FX	□□□	□□□	□	□□□	□□□	□□	□□□□	87.0#	819	940	972	977
			29-1/2 x 52-1/2"	WU3054FX	□□□	□□□	□	□□□	□□□	□□	□□□□	93.0#	905	1039	1082	1139
			29-1/2 x 58-1/2"	WU3060FX	□□□	□□□	□	□□□	□□□	□□	□□□□	99.0#	906	1042	1086	1144
			29-1/2 x 64-1/2"	WU3066FX	□□□	□□□	□	□□□	□□□	□□	□□□□	112.0#	957	1112	1156	1261
			29-1/2 x 70-1/2"	WU3072FX	□□□	□□□	□	□□□	□□□	□□	□□□□	118.0#	960	1117	1162	1267
	WUFX	**Rectangular Tables - 36"D** • 29" height • Adjustable glides	35-1/2 x 34-1/2"	WU3636FX	□□□	□□□	□	□□□	□□□	□□	□□□□	82.0#	$ 796	$ 904	$ 941	$ 1007
			35-1/2 x 40-1/2"	WU3642FX	□□□	□□□	□	□□□	□□□	□□	□□□□	89.0#	848	977	1017	1097
			35-1/2 x 46-1/2"	WU3648FX	□□□	□□□	□	□□□	□□□	□□	□□□□	96.0#	858	985	1023	1104
			35-1/2 x 52-1/2"	WU3654FX	□□□	□□□	□	□□□	□□□	□□	□□□□	103.0#	944	1091	1135	1329
			35-1/2 x 58-1/2"	WU3660FX	□□□	□□□	□	□□□	□□□	□□	□□□□	110.0#	949	1095	1138	1244
			35-1/2 x 64-1/2"	WU3666FX	□□□	□□□	□	□□□	□□□	□□	□□□□	125.0#	1009	1128	1172	1628
			35-1/2 x 70-1/2"	WU3672FX	□□□	□□□	□	□□□	□□□	□□	□□□□	132.0#	1018	1135	1180	1635
				Ⓐ	Ⓑ	Ⓒ	Ⓓ	Ⓔ	Ⓕ	Ⓖ	Ⓗ					

HOW TO ORDER

Indicate the following information on order form:
1. Quantity of each item.
2. Model number, including options. See "How To Build a Model Number".
3. Any special service required.

Note: • The □ indicates that a choice is required.
• The absence of the □ indicates that no choice is required.
• Alpha-numeric characters in place of □ indicate that no other alternatives are available.

HOW TO BUILD A MODEL NUMBER

Ⓐ Select basic model.

Ⓑ Select edge style.

54B	- 1-1/4" Vinyl bullnose
74P	- 74P edge
PL	- Postformed edge
KN	- Knife edge

Knife edge (KN) and Postformed edge (PL) on user side only

Ⓒ Select modesty panel.

NMP	- No modesty panel
PMP	- Polyester felt modesty panel; add $186

Ⓓ Select base option.

G	- Glides
R	- Rolling base (1 foot w/rollers, 1 foot w/glides); add $55

Ⓔ Select edge color.
Refer to the **Product Color Options** page in this price list.
Edge color offerings are based on edge style selections.

Ⓕ Select surface finish.
Refer to the **Product Color Options** page in this price list.
Surface finish offerings are based on edge style selections.

Ⓖ Select base finish.
Refer to the **Product Color Options** page in this price list.

Ⓗ Select modesty panel color (only if polyester felt panel is chosen).
Refer to the **Product Color Options** page in this price list.

SPECIAL SERVICES

Special Carton Marking

With specially marked information N/C

Shipping

Ships **knocked down, FOB Bonduel, WI 54107, freight prepaid.** Freight class 125.

Specifications and prices are subject to change without prior notice.

WorkUp® Tables
Crank Adjustable Height (Sit - Stand)

KI

WorkUp® Tables
Crank Adjustable Height (Sit - Stand)



WUCR

Rectangular Tables - 22"D

- 27-44" adjustable heights
- Adjustable glides
- Adjusts at a rate of 6-1/3 turns per inch

WUCR

Rectangular Tables - 24"D

- 27-44" adjustable heights
- Adjustable glides
- Adjusts at a rate of 6-1/3 turns per inch

WUCR

Rectangular Tables - 30"D

- 27-44" adjustable heights
- Adjustable glides
- Adjusts at a rate of 6-1/3 turns per inch

WUCR

Rectangular Tables - 36"D

- 27-44" adjustable heights
- Adjustable glides
- Adjusts at a rate of 6-1/3 turns per inch

	MODEL NUMBER													
A x B x C	Basic Model	Edge Style	Modesty Panel	Base	Edge Color	Surface Finish	Base Finish	Column Finish	Polyester Modesty Panel Color	Approx. Packaged Weight	1-1/4" Vinyl Bullnose (54B)	74P Edge (74P)	Postformed Edge (PL)	Knife Edge (KN)
21-1/2 x 46-1/2"	WU2248CR	□□□	□□□	□	□□□	□□□	□□	□□□	□□□□	84.0#	$ 1468	$ 1581	$ 1637	$ 1641
21-1/2 x 52-1/2"	WU2254CR	□□□	□□□	□	□□□	□□□	□□	□□□	□□□□	90.0#	1509	1636	1702	1718
21-1/2 x 58-1/2"	WU2260CR	□□□	□□□	□	□□□	□□□	□□	□□□	□□□□	95.0#	1521	1648	1714	1731
21-1/2 x 64-1/2"	WU2266CR	□□□	□□□	□	□□□	□□□	□□	□□□	□□□□	101.0#	1580	1726	1794	1846
21-1/2 x 70-1/2"	WU2272CR	□□□	□□□	□	□□□	□□□	□□	□□□	□□□□	106.0#	1590	1737	1805	1858
23-1/2 x 46-1/2"	WU2448CR	□□□	□□□	□	□□□	□□□	□□	□□□	□□□□	87.0#	$ 1468	$ 1581	$ 1637	$ 1641
23-1/2 x 52-1/2"	WU2454CR	□□□	□□□	□	□□□	□□□	□□	□□□	□□□□	93.0#	1510	1637	1702	1722
23-1/2 x 58-1/2"	WU2460CR	□□□	□□□	□	□□□	□□□	□□	□□□	□□□□	99.0#	1521	1649	1714	1731
23-1/2 x 64-1/2"	WU2466CR	□□□	□□□	□	□□□	□□□	□□	□□□	□□□□	105.0#	1621	1771	1839	1847
23-1/2 x 70-1/2"	WU2472CR	□□□	□□□	□	□□□	□□□	□□	□□□	□□□□	111.0#	1634	1780	1853	1901
29-1/2 x 46-1/2"	WU3048CR	□□□	□□□	□	□□□	□□□	□□	□□□	□□□□	103.0#	$ 1592	$ 1709	$ 1779	$ 1787
29-1/2 x 52-1/2"	WU3054CR	□□□	□□□	□	□□□	□□□	□□	□□□	□□□□	110.0#	1682	1819	1888	1918
29-1/2 x 58-1/2"	WU3060CR	□□□	□□□	□	□□□	□□□	□□	□□□	□□□□	117.0#	1690	1830	1902	1930
29-1/2 x 64-1/2"	WU3066CR	□□□	□□□	□	□□□	□□□	□□	□□□	□□□□	124.0#	1751	1907	1983	2056
29-1/2 x 70-1/2"	WU3072CR	□□□	□□□	□	□□□	□□□	□□	□□□	□□□□	131.0#	1763	1921	1997	2068
35-1/2 x 46-1/2"	WU3648CR	□□□	□□□	□	□□□	□□□	□□	□□□	□□□□	112.0#	$ 1628	$ 1755	$ 1826	$ 1875
35-1/2 x 52-1/2"	WU3654CR	□□□	□□□	□	□□□	□□□	□□	□□□	□□□□	121.0#	1723	1868	1943	2106
35-1/2 x 58-1/2"	WU3660CR	□□□	□□□	□	□□□	□□□	□□	□□□	□□□□	129.0#	1734	1879	1957	2028
35-1/2 x 64-1/2"	WU3666CR	□□□	□□□	□	□□□	□□□	□□	□□□	□□□□	137.0#	1795	1913	1988	2412
35-1/2 x 70-1/2"	WU3672CR	□□□	□□□	□	□□□	□□□	□□	□□□	□□□□	146.0#	1808	1926	2002	2428
	Ⓐ	Ⓑ	Ⓒ	Ⓓ	Ⓔ	Ⓕ	Ⓖ	Ⓗ	Ⓘ					

HOW TO ORDER

Indicate the following information on order form:
1. Quantity of each item.
2. Model number, including options. See "How To Build a Model Number".
3. Any special service required.

Note: • The □ indicates that a choice is required.
- The absence of the □ indicates that no choice is required.
- Alpha-numeric characters in place of □ indicate that no other alternatives are available.

HOW TO BUILD A MODEL NUMBER

Ⓐ Select basic model.

Ⓑ Select edge style.

54B	- 1-1/4" Vinyl bullnose
74P	- 74P edge
PL	- Postformed edge
KN	- Knife edge

Knife edge (KN) and Postformed edge (PL) on user side only

Ⓒ Select modesty panel.

NMP	- No modesty panel
PMP	- Polyester felt modesty panel; add $186

Ⓓ Select base option.

G	- Glides
R	- Rolling base (1 foot w/rollers, 1 foot w/glides); add $55

Ⓔ Select edge color.
Refer to the **Product Color Options** page in this price list.
Edge color offerings are based on edge style selections.

Ⓕ Select surface finish.
Refer to the **Product Color Options** page in this price list.
Surface finish offerings are based on edge style selections.

Ⓖ Select base finish.
Refer to the **Product Color Options** page in this price list.

Ⓗ Select inner column finish.
Refer to the **Product Color Options** page in this price list.

Ⓘ Select modesty panel color (only if polyester felt panel is chosen).
Refer to the **Product Color Options** page in this price list.

SPECIAL SERVICES

Special Carton Marking

With specially marked information N/C

Shipping

Ships **knocked down, FOB Bonduel, WI 54107, freight prepaid.** Freight class 125.

Specifications and prices are subject to change without prior notice.

WorkUp® Tables
ANSI HFES Electric Adjustable Height

KI

WorkUp® Tables
ANSI HFES Electric Adjustable Height

	A x B x C	MODEL NUMBER Basic Model	Edge Style Ⓑ	Modesty Panel Ⓒ	Base Ⓓ	Edge Color Ⓔ	Electrical Control Ⓕ	Surface Finish Ⓖ	Base Finish Ⓗ	Column Finish Ⓘ	Polyester Modesty Panel Color Ⓙ	Approx. Packaged Weight	1-1/4" Vinyl Bullnose (54B)	74P Edge (74P)	Postformed Edge (PL)	Knife Edge (KN)
	21-1/2 x 46-1/2"	WU2248HF	□□□	□□□	□	□□□	□	□□□	□□	□□□	□□□□	95.0#	$ 2881	$ 2994	$ 3055	$ 3111
	21-1/2 x 52-1/2"	WU2254HF	□□□	□□□	□	□□□	□	□□□	□□	□□□	□□□□	101.0#	2921	3049	3131	3169
	21-1/2 x 58-1/2"	WU2260HF	□□□	□□□	□	□□□	□	□□□	□□	□□□	□□□□	106.0#	2933	3062	3143	3184
	21-1/2 x 64-1/2"	WU2266HF	□□□	□□□	□	□□□	□	□□□	□□	□□□	□□□□	112.0#	2992	3140	3258	3261
WUHF	21-1/2 x 70-1/2"	WU2272HF	□□□	□□□	□	□□□	□	□□□	□□	□□□	□□□□	117.0#	3000	3149	3269	3273
Rectangular Tables - 22"D																
• 22-48" adjustable heights • Adjustable glides																
	23-1/2 x 46-1/2"	WU2448HF	□□□	□□□	□	□□□	□	□□□	□□	□□□	□□□□	99.0#	$ 2881	$ 2994	$ 3055	$ 3111
WUHF	23-1/2 x 52-1/2"	WU2454HF	□□□	□□□	□	□□□	□	□□□	□□	□□□	□□□□	104.0#	2921	3050	3131	3169
Rectangular Tables - 24"D	23-1/2 x 58-1/2"	WU2460HF	□□□	□□□	□	□□□	□	□□□	□□	□□□	□□□□	110.0#	2933	3062	3144	3184
• 22-48" adjustable heights	23-1/2 x 64-1/2"	WU2466HF	□□□	□□□	□	□□□	□	□□□	□□	□□□	□□□□	116.0#	2992	3141	3258	3263
• Adjustable glides	23-1/2 x 70-1/2"	WU2472HF	□□□	□□□	□	□□□	□	□□□	□□	□□□	□□□□	122.0#	3002	3149	3271	3273
	29-1/2 x 46-1/2"	WU3048HF	□□□	□□□	□	□□□	□	□□□	□□	□□□	□□□□	114.0#	$ 3002	$ 3121	$ 3199	$ 3245
WUHF	29-1/2 x 52-1/2"	WU3054HF	□□□	□□□	□	□□□	□	□□□	□□	□□□	□□□□	121.0#	3094	3229	3332	3356
Rectangular Tables - 30"D	29-1/2 x 58-1/2"	WU3060HF	□□□	□□□	□	□□□	□	□□□	□□	□□□	□□□□	128.0#	3105	3241	3343	3372
• 22-48" adjustable heights	29-1/2 x 64-1/2"	WU3066HF	□□□	□□□	□	□□□	□	□□□	□□	□□□	□□□□	135.0#	3162	3319	3452	3469
• Adjustable glides	29-1/2 x 70-1/2"	WU3072HF	□□□	□□□	□	□□□	□	□□□	□□	□□□	□□□□	142.0#	3173	3333	3465	3481
	35-1/2 x 46-1/2"	WU3648HF	□□□	□□□	□	□□□	□	□□□	□□	□□□	□□□□	123.0#	$ 3040	$ 3167	$ 3289	$ 3293
WUHF	35-1/2 x 52-1/2"	WU3654HF	□□□	□□□	□	□□□	□	□□□	□□	□□□	□□□□	132.0#	3135	3281	3411	3520
Rectangular Tables - 36"D	35-1/2 x 58-1/2"	WU3660HF	□□□	□□□	□	□□□	□	□□□	□□	□□□	□□□□	140.0#	3147	3293	3425	3442
• 22-48" adjustable heights	35-1/2 x 64-1/2"	WU3666HF	□□□	□□□	□	□□□	□	□□□	□□	□□□	□□□□	148.0#	3207	3323	3457	3826
• Adjustable glides	35-1/2 x 70-1/2"	WU3672HF	□□□	□□□	□	□□□	□	□□□	□□	□□□	□□□□	156.0#	3218	3338	3469	3837
			Ⓐ	Ⓑ	Ⓒ	Ⓓ	Ⓔ	Ⓕ	Ⓖ	Ⓗ	Ⓘ	Ⓙ				

HOW TO ORDER

Indicate the following information on order form:
1. Quantity of each item.
2. Model number, including options. See "How To Build a Model Number".
3. Any special service required.

Note: • The □ indicates that a choice is required.
- The absence of the □ indicates that no choice is required.
- Alpha-numeric characters in place of □ indicate that no other alternatives are available.

HOW TO BUILD A MODEL NUMBER

Ⓐ Select basic model.

Ⓑ Select edge style.

54B	- 1-1/4" Vinyl bullnose
74P	- 74P edge
PL	- Postformed edge
KN	- Knife edge

Knife edge (KN) and Postformed edge (PL) on user side only

Ⓒ Select modesty panel.

NMP	- No modesty panel
PMP	- Polyester felt modesty panel; add $186

Ⓓ Select base option.

G	- Glides
R	- Rolling base (1 foot w/rollers, 1 foot w/glides); add $55

Ⓔ Select edge color.
Refer to the **Product Color Options** page in this price list.
Edge color offerings are based on edge style selections.

Ⓕ Select electric control.

S	- Standard switch
D	- Deluxe switch; add $138

Ⓖ Select surface finish.
Refer to the **Product Color Options** page in this price list.
Surface finish offerings are based on edge style selections.

Ⓗ Select base finish.
Refer to the **Product Color Options** page in this price list.

Ⓘ Select inner column finish.
Refer to the **Product Color Options** page in this price list.

Ⓙ Select modesty panel color (only if polyester felt panel is chosen).
Refer to the **Product Color Options** page in this price list.

SPECIAL SERVICES

Special Carton Marking

With specially marked information	N/C

Shipping

Ships **knocked down, FOB Bonduel, WI 54107, freight prepaid.** Freight class 125.

Specifications and prices are subject to change without prior notice.

WorkUp® Tables
Counter Balance Adjustable Height

KI

WorkUp® Tables
Counter Balance Adjustable Height

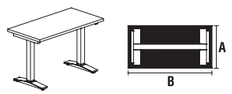

WUCB

Rectangular Tables - 22"D

- Designed to support 15 to 45 lbs of equipment (non-standard weight ranges available through Product Modification Request)
- 28-47" adjustable heights
- Foot Finish is for foot weldments only
- Frame/inner column finish is for under structure and inner/outer leg columns

A x B x C	MODEL NUMBER Basic Model	Edge Style	Modesty Panel	Base	Edge Color	Surface Finish	Foot Finish	Frame/ Inner Column Finish	Polyester Modesty Panel Color	Approx. Packaged Weight	1-1/4" Vinyl Bullnose (54B)	74P Edge (74P)	Postformed Edge (PL)	Knife Edge (KN)
21-1/2 x 46-1/2"	WU2248CB	□□□	□□□	□	□□□	□□□	□□	□□□	□□□□	93.0#	$ 2661	$ 2772	$ 2778	$ 2835
21-1/2 x 52-1/2"	WU2254CB	□□□	□□□	□	□□□	□□□	□□	□□□	□□□□	98.0#	2713	2840	2864	2922
21-1/2 x 58-1/2"	WU2260CB	□□□	□□□	□	□□□	□□□	□□	□□□	□□□□	102.0#	2732	2860	2883	2938
21-1/2 x 64-1/2"	WU2266CB	□□□	□□□	□	□□□	□□□	□□	□□□	□□□□	107.0#	2783	2930	2939	3050
21-1/2 x 70-1/2"	WU2272CB	□□□	□□□	□	□□□	□□□	□□	□□□	□□□□	112.0#	2796	2944	2958	3064
23-1/2 x 46-1/2"	WU2448CB	□□□	□□□	□	□□□	□□□	□□	□□□	□□□□	96.0#	$ 2661	$ 2772	$ 2777	$ 2835
23-1/2 x 52-1/2"	WU2454CB	□□□	□□□	□	□□□	□□□	□□	□□□	□□□□	101.0#	2713	2840	2863	2922
23-1/2 x 58-1/2"	WU2460CB	□□□	□□□	□	□□□	□□□	□□	□□□	□□□□	106.0#	2732	2860	2881	2938
23-1/2 x 64-1/2"	WU2466CB	□□□	□□□	□	□□□	□□□	□□	□□□	□□□□	111.0#	2783	2930	2938	3050
23-1/2 x 70-1/2"	WU2472CB	□□□	□□□	□	□□□	□□□	□□	□□□	□□□□	116.0#	2796	2944	2957	3064
29-1/2 x 46-1/2"	WU3048CB	□□□	□□□	□	□□□	□□□	□□	□□□	□□□□	109.0#	$ 2712	$ 2834	$ 2800	$ 2912
29-1/2 x 52-1/2"	WU3054CB	□□□	□□□	□	□□□	□□□	□□	□□□	□□□□	115.0#	2773	2910	2846	3010
29-1/2 x 58-1/2"	WU3060CB	□□□	□□□	□	□□□	□□□	□□	□□□	□□□□	122.0#	2786	2925	2864	3024
29-1/2 x 64-1/2"	WU3066CB	□□□	□□□	□	□□□	□□□	□□	□□□	□□□□	128.0#	2831	2986	2925	3138
29-1/2 x 70-1/2"	WU3072CB	□□□	□□□	□	□□□	□□□	□□	□□□	□□□□	134.0#	2843	3000	2939	3150

WUCB

Rectangular Tables - 24"D

- Designed to support 15 to 45 lbs of equipment (non-standard weight ranges available through Product Modification Request)
- 28-47" adjustable heights
- Foot Finish is for foot weldments only
- Frame/inner column finish is for under structure and inner/outer leg columns

WUCB

Rectangular Tables - 30"D

- Designed to support 15 to 45 lbs of equipment (non-standard weight ranges available through Product Modification Request)
- 28-47" adjustable heights
- Foot Finish is for foot weldments only
- Frame/inner column finish is for under structure and inner/outer leg columns

Ⓐ Ⓑ Ⓒ Ⓓ Ⓔ Ⓕ Ⓖ Ⓗ Ⓘ

HOW TO ORDER

Indicate the following information on order form:
1. Quantity of each item.
2. Model number, including options. See "How To Build a Model Number".
3. Any special service required.

Note: • The □ indicates that a choice is required.
- The absence of the □ indicates that no choice is required.
- Alpha-numeric characters in place of □ indicate that no other alternatives are available.

HOW TO BUILD A MODEL NUMBER

Ⓐ Select basic model.

Ⓑ Select edge style.

54B	- 1-1/4" Vinyl bullnose
74P	- 74P edge
PL	- Postformed edge
KN	- Knife edge

Knife edge (KN) and Postformed edge (PL) on user side only

Ⓒ Select modesty panel.

NMP	- No modesty panel
PMP	- Polyester felt modesty panel; add $186

Ⓓ Select base option.

G	- Glides
R	- Rolling base (1 foot w/rollers, 1 foot w/glides); add $55

Ⓔ Select edge color.
Refer to the **Product Color Options** page in this price list.
Edge color offerings are based on edge style selections.

Ⓕ Select surface finish.
Refer to the **Product Color Options** page in this price list.
Surface finish offerings are based on edge style selections.

Ⓖ Select foot finish.
Refer to the **Product Color Options** page in this price list.

Ⓗ Select frame/inner column finish.
Refer to the **Product Color Options** page in this price list.

Ⓘ Select modesty panel color (only if polyester felt panel is chosen).
Refer to the **Product Color Options** page in this price list.

SPECIAL SERVICES

Special Carton Marking

With specially marked information N/C

Shipping

Ships **knocked down, FOB Bonduel, WI 54107, freight prepaid.** Freight class 125.

Specifications and prices are subject to change without prior notice.

WorkUp® Tables
Counter Balance Adjustable Height

KI

WorkUp® Tables
Counter Balance Adjustable Height

	A x B x C	MODEL NUMBER Basic Model	Edge Style	Modesty Panel	Base	Edge Color	Surface Finish	Foot Finish	Frame/ Inner Column Finish	Polyester Modesty Panel Color	Approx. Packaged Weight	1-1/4" Vinyl Bullnose (54B)	74P Edge (74P)	Postformed Edge (PL)	Knife Edge (KN)
	35-1/2 x 46-1/2"	WU3648CB	□□□	□□□	□	□□□	□□□	□□	□□□	□□□□	119.0#	$ 2767	$ 2893	$ 2902	$ 3014
WUCB	35-1/2 x 52-1/2"	WU3654CB	□□□	□□□	□	□□□	□□□	□□	□□□	□□□□	126.0#	2826	2973	2948	3212
Rectangular Tables - 36"D	35-1/2 x 58-1/2"	WU3660CB	□□□	□□□	□	□□□	□□□	□□	□□□	□□□□	134.0#	2843	2992	2965	3142
	35-1/2 x 64-1/2"	WU3666CB	□□□	□□□	□	□□□	□□□	□□	□□□	□□□□	141.0#	2922	3042	3088	3541
	35-1/2 x 70-1/2"	WU3672CB	□□□	□□□	□	□□□	□□□	□□	□□□	□□□□	149.0#	2935	3055	3103	3558
		Ⓐ	Ⓑ	Ⓒ	Ⓓ	Ⓔ	Ⓕ	Ⓖ	Ⓗ	Ⓘ					

- Designed to support 15 to 45 lbs of equipment (non-standard weight ranges available through Product Modification Request)
- 28-47" adjustable heights
- Foot Finish is for foot weldments only
- Frame/inner column finish is for under structure and inner/outer leg columns

HOW TO ORDER

Indicate the following information on order form:
1. Quantity of each item.
2. Model number, including options. See "How To Build a Model Number".
3. Any special service required.

Note: • The □ indicates that a choice is required.
- The absence of the □ indicates that no choice is required.
- Alpha-numeric characters in place of □ indicate that no other alternatives are available.

HOW TO BUILD A MODEL NUMBER

Ⓐ Select basic model.

Ⓑ Select edge style.

54B	- 1-1/4" Vinyl bullnose
74P	- 74P edge
PL	- Postformed edge
KN	- Knife edge

Knife edge (KN) and Postformed edge (PL) on user side only

Ⓒ Select modesty panel.

NMP	- No modesty panel
PMP	- Polyester felt modesty panel; add $186

Ⓓ Select base option.

G	- Glides
R	- Rolling base (1 foot w/rollers, 1 foot w/glides); add $55

Ⓔ Select edge color.
Refer to the **Product Color Options** page in this price list.
Edge color offerings are based on edge style selections.

Ⓕ Select surface finish.
Refer to the **Product Color Options** page in this price list.
Surface finish offerings are based on edge style selections.

Ⓖ Select foot finish.
Refer to the **Product Color Options** page in this price list.

Ⓗ Select frame/inner column finish.
Refer to the **Product Color Options** page in this price list.

Ⓘ Select modesty panel color (only if polyester felt panel is chosen).
Refer to the **Product Color Options** page in this price list.

SPECIAL SERVICES

Special Carton Marking

With specially marked information	N/C

Shipping

Ships **knocked down, FOB Bonduel, WI 54107, freight prepaid.** Freight class 125.

Specifications and prices are subject to change without prior notice.

WorkUp® Tables
Accessories

WorkUp® Tables
Accessories

	MODEL	L	MODEL NUMBER Basic Model	MODEL NUMBER Paint Color	Approx. Packaged Weight	Delivered Pricing
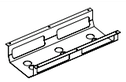 HRDPT	**Wire Trough** • Keeps wires enclosed and tidy • Open design makes it easy to feed cables through trough • Steel construction • Intended for installation into pre-drilled pilot holes • Mounting hardware included • 9.5" wide x 4.2" high x 24" long • One kit for 48" rectangle and 24x36 corner table	24"	WU.TROUGH.48	□□	5.0#	$ 77
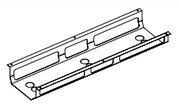 HRDPT	**Wire Trough** • Keeps wires enclosed and tidy • Open design makes it easy to feed cables through trough • Steel construction • Intended for installation into pre-drilled pilot holes • Mounting hardware included • 9.5" wide x 4.2" high x 36" long • One kit for 54" and 60" rectangle and 30x48 corner tables	36"	WU.TROUGH.60	□□	7.0#	$ 93
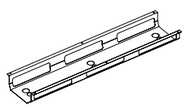 HRDPT	**Wire Trough** • Keeps wires enclosed and tidy • Open design makes it easy to feed cables through trough • Steel construction • Intended for installation into pre-drilled pilot holes • Mounting hardware included • 9.5" wide x 4.2" high x 48" long • One kit for 66" and 72" rectangle tables	48"	WU.TROUGH.72	□□	10.0#	$ 109
			Ⓐ	Ⓑ		

HOW TO ORDER

Indicate the following information on order form:
1. Quantity of each item.
2. Model number, including options. See "How To Build a Model Number".
3. Any special service required.

Note: • The □ indicates that a choice is required.
- The absence of the □ indicates that no choice is required.
- Alpha-numeric characters in place of □ indicate that no other alternatives are available.

HOW TO BUILD A MODEL NUMBER

Ⓐ Select basic model.

Ⓑ Select paint color.
Refer to the **Product Color Options** page in this price list.

SPECIAL SERVICES

Special Carton Marking

With specially marked information	N/C

Shipping

Ships **knocked down, FOB Bonduel, WI 54107, freight prepaid.** Freight class 125.

Specifications and prices are subject to change without prior notice.

Universal Height Adjustable Screens
General Information



Universal Height Adjustable Screen

Features	
Height adjustable by user	•
Material is 100% polyester felt	•
Only standard on select Pirouette fixed leg tables, WorkUp, and Toggle tables. Applications may be possible on other tables through Product Modification Requests. Contact Customer Service for details.	•
Field-installed	•

Adjustable Privacy Screens attach to the back length of a table or to the side depth of a table.

Screen Size (W x H)	Recommended for:
23 x 24	24" deep tops
29 x 24	30" deep tops
35 x 24	36" deep tops
46 x 24	48" long tops
52 x 24	54" long tops
58 x 24	60" long tops
64 x 24	66" long tops
70 x 24	72" long tops
82 x 24	84" long tops

The screens are standard for a variety of models on Pirouette, Toggle and WorkUp tables. These particular tables include pilot holes for mounting the screens to the undersides of the worksurfaces. Reference the following for table models within these products that include and exclude the screen pilot holes:

YES	NO
Toggle Rectangles and Square Shoe	Toggle 120 Degree
WorkUp Rectangles	WorkUp 120 Degree
Pirouette Fixed Training Rectangles	Pirouette Collaborative Rectangles
Pirouette Fixed Chevrons (Straight Side Only)	Pirouette 42" & 48" Deep Rectangles
	Pirouette Nesting Tables
	Pirouette Scale Up Tables
	Pirouette Half Rounds
	Pirouette Trapezoids
	Pirouette Double Chevrons
	Pirouette Guitar Picks
	Pirouette Squares
	Pirouette Rounds

SPECIFICATIONS

Screen
Screens are constructed from a sound-absorbing, 100% polyester felt with an acoustic rating of 0.45-0.90 NRC. The screen is 1/2" thick with a density of .05 lb/ft and is 100% tackable. Screens are in accordance with ASTM-E84 and achieve a Class A Flame Spread. Standard screens are 23.75" high by 23", 29", 35", 46", 52", 58", 64", 70" and 82" wide.

Brackets
The mounting brackets are 14-gauge cold rolled steel and the glide plates are injected molded Delrin. The rack is made from cast aluminum and a nylon pinion gear is synchronized between the brackets with a steel connecting rod. The mounting brackets and rack are powder coated for durability. The PET screens are fastened to the brackets using stainless steel thumb screws (two per bracket). Screen sizes 23", 29", 35", and 46" wide are assembled with two adjustable brackets while screens 52", 58", 64", 70" and 82" have three adjustable brackets.

INFORMATION

Warranty
Refer to KI Terms & Conditions document or visit ki.com

Universal Height Adjustable Screens
Product Color Options

Universal Height Adjustable Screens
Product Color Options

Base Finish

Black	BL
Blue Grey	GR
Bronze Metallic	ZM
Cayenne	CY
Champagne Metallic	CM
Cool Grey	CG
Cottonwood	CO
Earthen Clay	EY
Espresso Metallic	EX
Everglade Shade	EV
Flannel	FN
Glitz Metallic	GZ
Hazy Jade	HJ
Honey Bee	HY
Light Tone	LG
Mardi Gras	MG
Misty Brown	MY
Nemo	NE
Nordic	ND
Purple Haze	PH
Rubber Ducky	RK
Sand	SA
Starlight Silver Metallic	SX
Surf's Up	SP
Toggle Black	TGBL
Toggle Silver	TGSL
Toggle White	TGWH
Twilight Shadow	TI
Ultra Blue	UB
Warm Grey	WG
Zesty Lime	ZL

Felt Color

Dandelion	FTDD
Fawn	FTFW
Flannel	FTFN
Heather	FTHR
Lava	FTLV
Midnight Blue	FTMB
Spring	FTSG

Universal Height Adjustable Screens
Felt Panels

Universal Height Adjustable Screens
Felt Panels

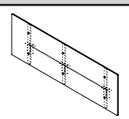

USPF

MODEL	W x H	MODEL NUMBER: Basic Model	MODEL NUMBER: Base Finish	MODEL NUMBER: Felt Color	Approx. Packaged Weight	Delivered Pricing
Universal Height-Adjustable Screens - Felt, 24" Tall • Height adjustable by user • Screen is flush with tabletop when at its lowest position • Maximum height above worksurface 17" • Screens attach to either the back length or side depth of tabletop based on closest nominal size • Monitor arms, modesty panels, and wire troughs may prohibit installation of screens • Screens are standard on select Pirouette, Toggle, and WorkUp tables (refer to chart on General Information page)	23 x 24"	USPF2324	□□□□	□□□□	7.0#	$ 633
	29 x 24"	USPF2924	□□□□	□□□□	8.0#	666
	35 x 24"	USPF3524	□□□□	□□□□	8.0#	698
	46 x 24"	USPF4624	□□□□	□□□□	9.0#	732
	52 x 24"	USPF5224	□□□□	□□□□	11.0#	804
	58 x 24"	USPF5824	□□□□	□□□□	12.0#	1024
	64 x 24"	USPF6424	□□□□	□□□□	12.0#	1038
	70 x 24"	USPF7024	□□□□	□□□□	13.0#	1052
	82 x 24"	USPF8224	□□□□	□□□□	14.0#	1101
			Ⓑ	Ⓒ		
		Ⓐ				

HOW TO ORDER

Indicate the following information on order form:
1. Quantity of each item.
2. Model number, including options. See "How To Build a Model Number".
3. Any special service required.

Note: • The □ indicates that a choice is required.
• The absence of the □ indicates that no choice is required.
• Alpha-numeric characters in place of □ indicate that no other alternatives are available.

HOW TO BUILD A MODEL NUMBER

Ⓐ Select basic model.

Ⓑ Select base finish.
Refer to the **Product Color Options** page in this price list.

Ⓒ Select felt color.
Refer to the **Product Color Options** page in this price list.

SPECIAL SERVICES

Special Carton Marking

With specially marked information	N/C

Shipping

Ships **assembled, FOB Bonduel, WI 54107, freight prepaid.** Freight class 70.

Specifications and prices are subject to change without prior notice.

Accessories
Monitor Arms

Accessories
Monitor Arms

	MODEL	Features	MODEL NUMBER Basic Model	Approx. Packaged Weight	Delivered Pricing
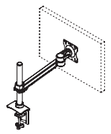 HRDPT	**12" Post, Single Screen, 10" Arm** • 12" post with table-edge mount or grommet mount • 10" arm with one wire management clip • 10" arm has integrated wire management channel and cover • Swivel/tilt adapter plate for 75 & 100mm hole patterns • Supports one 14 lb. flat screen monitor • Can be used on both freestanding tables and panel-mounted worksurfaces • 360° swivel movement allows monitor to rotate from landscape to portrait orientation • Pole allows manual height adjustment through a 9" range to accommodate user preference • Includes parts for either clamp or grommet mount • Monitor is not included	Silver finish	CFS03.SL	7.0#	$ 309
		White finish	CFS03.WH	7.0#	309
		Black finish	CFS03.BL	7.0#	309
 HRDPT	**12" Post, Single Screen, Height-Adjustable Double Extension Arm** • 12" post with table-edge mount or grommet mount • One 10" arm and one 9" arm with two wire management clips • 10" arm has integrated wire management channel and cover • Swivel/tilt adapter plate for 75 & 100mm hole patterns • Supports one 14 lb. flat screen monitor • Can be used on both freestanding tables and panel-mounted worksurfaces • 360° swivel movement allows monitor to rotate from landscape to portrait orientation • Pole allows manual height adjustment through a 9" range to accommodate user preference • Includes parts for either clamp or grommet mount • Monitor is not included • 24" of forward/backward movement • Arm folds back to post to maximize desk space	Silver finish	CFS04.SL	9.0#	$ 376
		White finish	CFS04.WH	9.0#	376
		Black finish	CFS04.BL	9.0#	376

Ⓐ

HOW TO ORDER

Indicate the following information on order form:
1. Quantity of each item.
2. Model number, including options. See "How To Build a Model Number".
3. Any special service required.

Note: • The ☐ indicates that a choice is required.
- The absence of the ☐ indicates that no choice is required.
- Alpha-numeric characters in place of ☐ indicate that no other alternatives are available.

HOW TO BUILD A MODEL NUMBER

Ⓐ Select basic model.

SPECIFICATIONS

Tilt +1/-90°
Swivel +1/-180
Rotation +/-180
Worksurface Range 0-3.5" for table edge mount
Material - Steel and aluminum

Warranty - These products are warranted as follows: Lifetime
Monitor - These products are not included.

SPECIAL SERVICES

Special Carton Marking

With specially marked information N/C

Shipping

Ships **assembled, FOB Manitowoc, WI 54220, freight prepaid.** Freight class 70.

Specifications and prices are subject to change without prior notice.

Accessories
Monitor Arms

	MODEL	Features	MODEL NUMBER Basic Model	Approx. Packaged Weight	Delivered Pricing
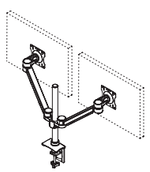 HRDPT	**12" Post, Dual Screen, Two 10" Arms** • 12" post with table-edge mount or grommet mount • Two 10" arms with two wire management clips • Arms have integrated wire management channel and cover • Two swivel/tilt adapter plates for 75 & 100mm hole patterns • Supports two 14 lb. flat screen monitors • Can be used on both freestanding tables and panel-mounted worksurfaces • 360° swivel movement allows monitor to rotate from landscape to portrait orientation • Pole allows manual height adjustment through a 9" range to accommodate user preference • Includes parts for either clamp or grommet mount • Monitors are not included • Monitors adjust in unison to maintain a level plane and provide consistent vision line	Silver finish	CFS05.SL	10.0#	$ 591
		White finish	CFS05.WH	10.0#	591
		Black finish	CFS05.BL	10.0#	591
			Ⓐ		

HOW TO ORDER

Indicate the following information on order form:
1. Quantity of each item.
2. Model number, including options. See "How To Build a Model Number".
3. Any special service required.

Note: • The ☐ indicates that a choice is required.
• The absence of the ☐ indicates that no choice is required.
• Alpha-numeric characters in place of ☐ indicate that no other alternatives are available.

HOW TO BUILD A MODEL NUMBER

Ⓐ Select basic model.

SPECIFICATIONS

Tilt +1/-90°
Swivel +1/-180
Rotation +/-180
Worksurface Range 0-3.5" for table edge mount
Material - Steel and aluminum

Warranty - These products are warranted as follows: Lifetime
Monitor - These products are not included.

SPECIAL SERVICES

Special Carton Marking

With specially marked information N/C

Shipping

Ships **assembled, FOB Manitowoc, WI 54220, freight prepaid.** Freight class 70.

Specifications and prices are subject to change without prior notice.

Accessories
Monitor Arms

	MODEL	Features	MODEL NUMBER Basic Model	Approx. Packaged Weight	Delivered Pricing
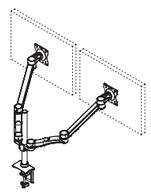 HRDPT	**12" Post, Dual Screen, Two Double Extension Arms** • 12" post with table-edge mount or grommet mount • Two 10" arms and two 9" arms (one 10" and one 9" arm per monitor) with four wire management clips • 10" arms have integrated wire management channel and cover • Two swivel/tilt adapter plates for 75 & 100mm hole patterns • Each extended arm supports one 14 lb. flat screen monitor • Can be used on both freestanding tables and panel-mounted worksurfaces • 360° swivel movement allows monitor to rotate from landscape to portrait orientation • Pole allows manual height adjustment through a 9" range to accommodate user preference • Includes parts for either clamp or grommet mount • Monitors are not included • 24" of forward/backward movement • Arm folds back to post to maximize desk space • Monitors adjust in unison to maintain a level plane and provide consistent vision line	Silver finish	CFS06.SL	11.0#	$ 735
		White finish	CFS06.WH	11.0#	735
		Black finish	CFS06.BL	11.0#	735

Ⓐ

HOW TO ORDER

Indicate the following information on order form:
1. Quantity of each item.
2. Model number, including options. See "How To Build a Model Number".
3. Any special service required.

Note: • The ☐ indicates that a choice is required.
- The absence of the ☐ indicates that no choice is required.
- Alpha-numeric characters in place of ☐ indicate that no other alternatives are available.

HOW TO BUILD A MODEL NUMBER

Ⓐ Select basic model.

SPECIFICATIONS

Tilt +1/-90°
Swivel +1/-180
Rotation +/-180
Worksurface Range 0-3.5" for table edge mount
Material - Steel and aluminum

Warranty - These products are warranted as follows: Lifetime
Monitor - These products are not included.

SPECIAL SERVICES

Special Carton Marking

With specially marked information N/C

Shipping

Ships **assembled, FOB Manitowoc, WI 54220, freight prepaid.** Freight class 70.

Specifications and prices are subject to change without prior notice.

1330 Bellevue Street
P.O. Box 8100
Green Bay, WI 54308-8100
800.424.2432
ki.com

KI and Furnishing Knowledge are registered
trademarks of Krueger International, Inc.

© 2020 Krueger International, Inc.
All Rights Reserved.
Code KI-PLW-000066/KI/PDF



Furnishing Knowledge®

TOGGLE® HEIGHT-ADJUSTABLE TABLES

PRICE LIST

August 20, 2014

Updated October 3, 2022

800.424.2432

Contents

Refer to KI Terms & Conditions document or visit ki.com.

Contents

Refer to KI Terms & Conditions document or visit ki.com.

Toggle® Tables
- General Information 3
- Product Color Options 11

Toggle® T-Leg Tables
- Fixed Base 12
- Dual Motor Electric Base 13
- Dual Motor Electric-Bases Only 14

Toggle® C-Leg Tables
- Dual Motor Electric Base 15
- Dual Motor Electric-Bases Only 16

Toggle® Square Shoe Tables
- Triple Motor Electric Base 17
- Triple Motor Electric-Bases Only 18

Toggle® Tables
- Accessories 19

PRODUCT SPECIFICATIONS

Toggle™ Tables

Models EL, ELC, SS & FX

June 2020

TECHNICAL SPECIFICATIONS

Toggle Dual & Triple Motor Electric-Base (Model EL, ELC & SS)

General
The Model EL table consists of two adjustable height T-bases (centered column on a horizontal foot). The Model ELC table consists of two adjustable height C-Bases (off centered column on a horizontal foot). Bases attach to a tabletop support that spans the two bases. The Model SS table consists of three adjustable height C-Bases (off centered column on a horizontal foot). Bases attach to the tabletop support that spans the three bases. All tabletops adjusts between 25" and 51" from the floor by means of electric controls that can be located at either end of the table.

Base
The base consists of a column assembly and foot both finished with baked-on 30-sheen powder-coat paint. The column assembly consists of an outer member, an intermediate member and an inner member. The outer member consists of a 2 3/8" x 4 3/8" rectangular 14-gauge steel tubing with a 1/4" steel plate welded on the top end. The intermediate member consists of a 2" x 4" rectangular 14-gauge steel tubing. The inner member consists of a 1 1/2" x 3 1/2" rectangular 14-gauge steel tubing with a 1/4" steel plate welded on the bottom end. A 6-gauge formed steel motor housing is welded to each outer leg member for strength. The foot consists of an extruded aluminum component with a nylon toe cap inserted into each end. The foot is attached to the column with four 6 mm bolts. Two 1 1/2" diameter nylon base leveling glides are threaded into the foot.

Tabletop Support
The tabletop support consists of a 14-gauge 1" x 1" steel tubing attached to each leg column with 6 mm bolts. An 11-gauge U-shaped cross member connects each leg assembly for stability.

Tabletop
Tabletops are constructed with 1 1/8" thick 45 lb density particleboard core. The top surface is covered with high-pressure laminate. The bottom surface is covered with a phenolic backing sheet. The perimeter is finished using high-impact plastic edging. Model EL and ELC tabletops are pre-drilled and attached to the bases using eight M5.5 x 22 pan head screws. Model SS tabletops are pre-drilled and attached to the bases using sixteen M5.5 x 22 pan head screws.

Control Box
The control box comes standard with an integrated two button controller. Tables also ship standard with a more compact corded two-button remote control switch. This allows two switch options for every customer. All table controllers come standard with programmable container/shelf stop, and ISP (Intelligent System Protection). The stand-by power consumption is 0.3 watts. Refer to "Toggle Control Unit Product Specifications" (KI-62686) for more details.

Wire Trough
The wire trough is an optional accessory which must be ordered separately. Constructed of 18-gauge steel with a powder-coated finish which may be coordinated to match the color of table legs. Screws are provided for attachment to the underside of the tabletop, and tops are pre-drilled for wire trough locations. Provides six access holes to feed wires or install cable management systems.

Polyester Felt Modesty Panel
Modesty panels are constructed from a sound-absorbing, 100% polyester felt with an acoustic rating of 0.45-0.90 NRC. The panel is 1/2" thick with a density of .05 lb/ft. Panels are in accordance with ASTM-E84 and achieve a Class A Flame Spread. Standard sizes are 9 1/4" high by 46 1/2", 52 1/2", 58 1/2", 64 1/2", 70 1/2" and 82 1/2" wide.

Mounting Hooks
The mounting hooks are 18-gauge steel and attach underneath the tabletop using two steel screws. Panels 46 1/2" wide use two hooks per panel. Panels 52 1/2", 58 1/2", 64 1/2", 70 1/2" and 82 1/2" wide use three hooks per panel.







Furnishing Knowledge*

TECHNICAL SPECIFICATIONS

Dual Motor T-Leg Electric-Base Table Operating Capacity Chart

Model Number	Operating Load Capacity
TOGL2448EL	220 lb
TOGL2454EL	215 lb
TOGL2460EL	210 lb
TOGL2466EL	205 lb
TOGL2472EL	200 lb
TOGL3048EL	210 lb
TOGL3054EL	205 lb
TOGL3060EL	200 lb
TOGL3066EL	192 1/2 lb
TOGL3072EL	185 lb
TOGL3648EL	200 lb
TOGL3654EL	192 1/2 lb
TOGL3660EL	185 lb
TOGL3666EL	177 1/2 lb
TOGL3672EL	170 lb
TOGLC3048ELC	180 lb

Dual Motor C-Leg Electric-Base Table Operating Capacity Chart

Model Number	Operating Load Capacity
TOGL2448ELC	220 lb
TOGL2454ELC	215 lb
TOGL2460ELC	210 lb
TOGL2466ELC	205 lb
TOGL2472ELC	200 lb
TOGL3048ELC	210 lb
TOGL3054ELC	205 lb
TOGL3060ELC	200 lb
TOGL3066ELC	192 1/2 lb
TOGL3072ELC	185 lb
TOGL3648ELC	200 lb
TOGL3654ELC	192 1/2 lb
TOGL3660ELC	185 lb
TOGL3666ELC	177 1/2 lb
TOGL3672ELC	170 lb
TOGLC3048ELC	180 lb

Triple Motor C-Leg Electric-Base Square Shoe Table Operating Capacity Chart

Model Number	Operating Load Capacity
TOGLSS244860	260 lb
TOGLSS244866	255 lb
TOGLSS244872	250 lb
TOGLSS244884	240 lb
TOGLSS246048	260 lb
TOGLSS246648	255 lb
TOGLSS247248	250 lb
TOGLSS248448	240 lb
TOGLSS304860	250 lb
TOGLSS304866	245 lb
TOGLSS304872	235 lb
TOGLSS304884	225 lb
TOGLSS306048	250 lb
TOGLSS306648	245 lb
TOGLSS307248	235 lb
TOGLSS308448	225 lb

Toggle® Tables
General Information

TECHNICAL SPECIFICATIONS

Toggle Fixed-Base (Model FX)

General
The table consists of two T-bases (centered column on a horizontal foot) supporting a tabletop. The top of the tabletop is 29" from the floor. See page 11 for top sizes.

Base
The base consists of a top plate, column and foot all finished with baked-on 30-sheen powder-coat paint. The top plate is 6-gauge thick steel. The column consists of a $2^3/_8$" x $4^3/_8$" rectangular 14-gauge steel tubing with a $^1/_4$" thick steel plate welded on the bottom and top end. The top plate is attached to the column with four 6 mm bolts. The foot consists of an extruded aluminum component with a nylon toe cap inserted into each end. The foot is attached to the column with four 6 mm bolts. Two $1^1/_2$" diameter nylon base leveling glides are threaded into the foot.

Tabletop
Tabletops are constructed with $1^1/_8$" thick 45 lb density particleboard core. The top surface is covered with high-pressure laminate. The bottom surface is covered with a phenolic backing sheet. The perimeter is finished using high impact plastic edging. The tabletop is pre-drilled and attached to each mounting plate using seven #10 x 1" tapping screws.

Wire Trough
The wire trough is an optional accessory which must be ordered separately. Constructed of 18-gauge steel with a powder-coated finish which may be coordinated to match the color of table legs. Screws are provided for attachment to the underside of the tabletop, and tops are pre-drilled for wire trough locations.

Polyester Felt Modesty Panel
Modesty panels are constructed from a sound-absorbing, 100% polyester felt with an acoustic rating of 0.45-0.90 NRC. The panel is $^1/_2$" thick with a density of .05 lb/ft. Panels are in accordance with ASTM-E84 and achieve a Class A Flame Spread. Standard sizes are $9^1/_4$" high by $46^1/_2$", $52^1/_2$", $58^1/_2$", $64^1/_2$", $70^1/_2$" and $82^1/_2$" wide.

Mounting Hooks
The mounting hooks are 18-gauge steel and attach underneath the tabletop using two steel screws. Panels $46^1/_2$" wide use two hooks per panel. Panels $52^1/_2$", $58^1/_2$", $64^1/_2$", $70^1/_2$" and $82^1/_2$" wide use three hooks per panel.

TECHNICAL SPECIFICATIONS

Wire Trough Placement on Dual Motor Electric-Base Tables (Model EL & ELC)
For Dual Motor Electric-Base Tables, an optional wire trough can be mounted directly over the cross support tubes. For 36" deep rectangular tables and 120-degree tables, the optional wire trough may also be mounted behind the cross support tubes if desired.

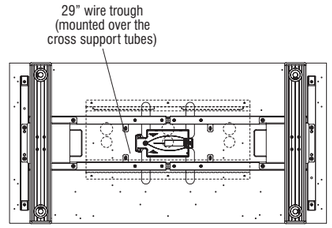

Rectangular Dual Motor Electric-Base Tables, 24"-36" Deep (24" x 48" Model EL shown)

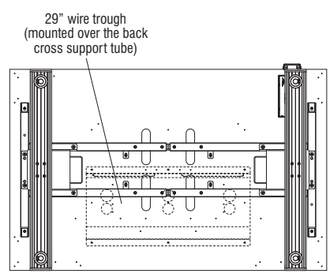

Rectangular Dual Motor Electric-Base Tables, 30"-36" Deep (30" x 48" Model EL shown)

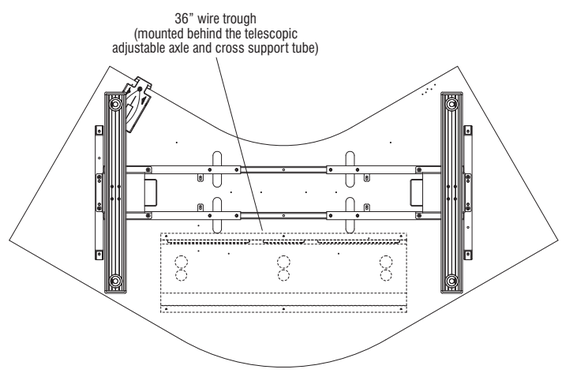

120° Dual Motor Electric-Base Tables, 30" Deep (30" x 48" Model CELC shown)

TECHNICAL SPECIFICATIONS

Wire Trough Placement on Fixed-Base Tables (Model FX)

For 60" and 72" wide Fixed-Base Tables, an optional wire trough can be mounted centered or along the rear edge of the tabletop. The optional wire troughs are not available for 48" wide rectangular tables due to insufficient clearance between the leg mounting plates.

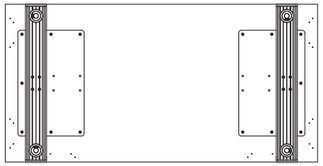

**Rectangular Fixed-Base Tables,
48" Wide (24" x 48" Model FX shown)**

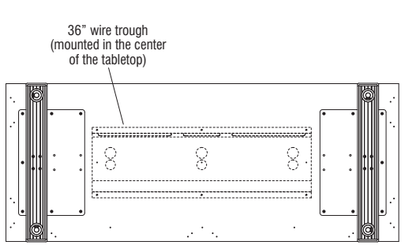

**Rectangular Fixed-Base Tables,
60"-72" Wide (24" x 60" Model FX shown)**

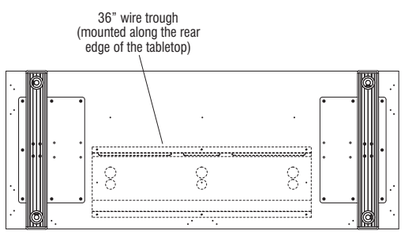

**Rectangular Fixed-Base Tables,
60"-72" Wide (24" x 60" Model FX shown)**

TECHNICAL SPECIFICATIONS

Wire Trough Placement on Triple Motor Electric-Base Tables (Model SS)

For Triple Motor Electric-Base Tables, an optional wire trough can be mounted directly over the cross support tubes on the left- and right-hand side of the table. Reference the chart below to specify wire troughs for all applicable Triple Motor Electric-Base Table models. The tabletops below will have appropriate pre-drilled holes to accept the wire trough listed.

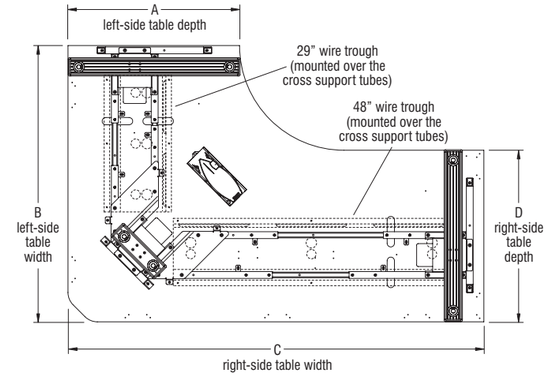

**Square Shoe Triple Motor Electric-Base Tables,
(30" x 48" x 72" Model SS shown)**

Triple Motor C-Leg Electric-Base Square Shoe Table Wire Trough Chart

Model Number	Left-Side Wire Trough	Right-Side Wire Trough
TOGLSS244860	24"	36"
TOGLSS244866	24"	36"
TOGLSS244872	24"	48"
TOGLSS244884	24"	48"
TOGLSS246048	36"	24"
TOGLSS246648	36"	24"
TOGLSS247248	48"	24"
TOGLSS248448	48"	24"
TOGLSS304860	24"	36"
TOGLSS304866	24"	36"
TOGLSS304872	24"	48"
TOGLSS304884	24"	48"
TOGLSS306048	36"	24"
TOGLSS306648	36"	24"
TOGLSS307248	48"	24"
TOGLSS308448	48"	24"

Toggle® Tables
General Information

TECHNICAL SPECIFICATIONS

Universal Height-Adjustable Screen on Triple Motor Electric-Base Tables (Model SS)

Reference chart below to specify the privacy screens for all applicable Triple Motor Electric-Base Table models. The tabletops below will have appropriate pre-drilled holes to accept the Universal Height-Adjustable Privacy Screen Model listed.

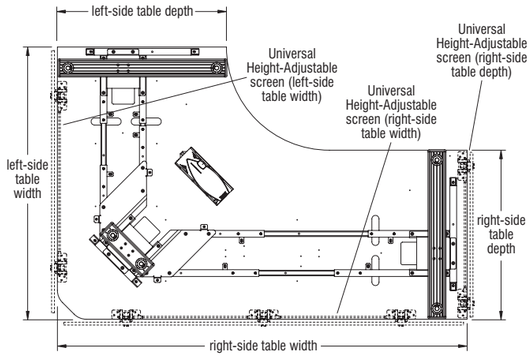

Square Shoe Triple Motor Electric-Base Tables,
(30" x 48" x 72" Model SS shown)

Triple Motor C-Leg Electric-Base Square Shoe Table
Universal Height-Adjustable Screen Chart

Model Number	Left-Side Table Depth Universal Height-Adjustable Screen	Right-Side Table Depth Universal Height-Adjustable Screen	Left-Side Table Width Universal Height-Adjustable Screen	Right-Side Table Width Universal Height-Adjustable Screen
TOGLSS244860	NA	USPF2324	USPF4624	USPF5824
TOGLSS244866	NA	USPF2324	USPF4624	USPF6424
TOGLSS244872	NA	USPF2324	USPF4624	USPF7024
TOGLSS244884	NA	USPF2324	USPF4624	USPF8224
TOGLSS246048	USPF2324	NA	USPF5824	USPF4624
TOGLSS246648	USPF2324	NA	USPF6424	USPF4624
TOGLSS247248	USPF2324	NA	USPF7024	USPF4624
TOGLSS248448	USPF2324	NA	USPF8224	USPF4624
TOGLSS304860	NA	USPF2924	USPF4624	USPF5824
TOGLSS304866	NA	USPF2924	USPF4624	USPF6424
TOGLSS304872	NA	USPF2924	USPF4624	USPF7024
TOGLSS304884	NA	USPF2924	USPF4624	USPF8224
TOGLSS306048	USPF2924	NA	USPF5824	USPF4624
TOGLSS306648	USPF2924	NA	USPF6424	USPF4624
TOGLSS307248	USPF2924	NA	USPF7024	USPF4624
TOGLSS308448	USPF2924	NA	USPF8224	USPF4624

DIMENSIONS - Dual Motor T-Leg Electric-Base Table (Model EL)

Statement of Line Measurements											
Dimension	Model Number	A Table Depth	B Table Width	C Between Legs	D Between Feet	E Tabletop-to-Leg	F Tabletop-to-Foot	G Tabletop-to-Support	H Foot Size	I Front Edge of Worksurface-to-Leg	J Back Edge of Worksurface-to-Leg
24 x 48"	TOGL2448EL	23.5"	46.5"	35"	33.31"	3.84"	3.45"	1.60"	23.625"	12.9"	12.9"
24 x 54"	TOGL2454EL	23.5"	52.5"	41"	39.31"	3.84"	3.45"	1.60"	23.625"	12.9"	12.9"
24 x 60"	TOGL2460EL	23.5"	58.5"	47"	45.31"	3.84"	3.45"	1.60"	23.625"	12.9"	12.9"
24 x 66"	TOGL2466EL	23.5"	64.5"	53"	51.31"	3.84"	3.45"	1.60"	23.625"	12.9"	12.9"
24 x 72"	TOGL2472EL	23.5"	70.5"	59"	57.31"	3.84"	3.45"	1.60"	23.625"	12.9"	12.9"
30 x 48"	TOGL3048EL	29.5"	46.5"	35"	33.31"	3.84"	3.45"	1.60"	29.625"	15.9"	15.9"
30 x 54"	TOGL3054EL	29.5"	52.5"	41"	39.31"	3.84"	3.45"	1.60"	29.625"	15.9"	15.9"
30 x 60"	TOGL3060EL	29.5"	58.5"	47"	45.31"	3.84"	3.45"	1.60"	29.625"	15.9"	15.9"
30 x 66"	TOGL3066EL	29.5"	64.5"	53"	51.31"	3.84"	3.45"	1.60"	29.625"	15.9"	15.9"
30 x 72"	TOGL3072EL	29.5"	70.5"	59"	57.31"	3.84"	3.45"	1.60"	29.625"	15.9"	15.9"
36 x 48"	TOGL3648EL	35.5"	46.5"	35"	33.31"	3.84"	3.45"	1.60"	29.625"	18.9"	18.9"
36 x 54"	TOGL3654EL	35.5"	52.5"	41"	39.31"	3.84"	3.45"	1.60"	29.625"	18.9"	18.9"
36 x 60"	TOGL3660EL	35.5"	58.5"	47"	45.31"	3.84"	3.45"	1.60"	29.625"	18.9"	18.9"
36 x 66"	TOGL3666EL	35.5"	64.5"	53"	51.31"	3.84"	3.45"	1.60"	29.625"	18.9"	18.9"
36 x 72"	TOGL3672EL	35.5"	70.5"	59"	57.31"	3.84"	3.45"	1.60"	29.625"	18.9"	18.9"
30 x 48"	TOGLC3048ELC	44.16"	80.5"	47"	45.31"	14.86"	14.47"	12.62"	29.625"	16.33"	23.49"

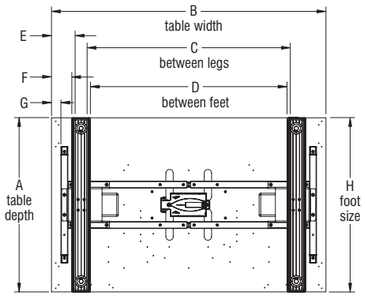

Rectangular Dual Motor T-Leg Electric-Base Table

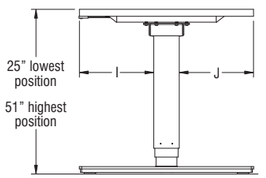

Rectangular Dual Motor T-Leg Electric-Base Table

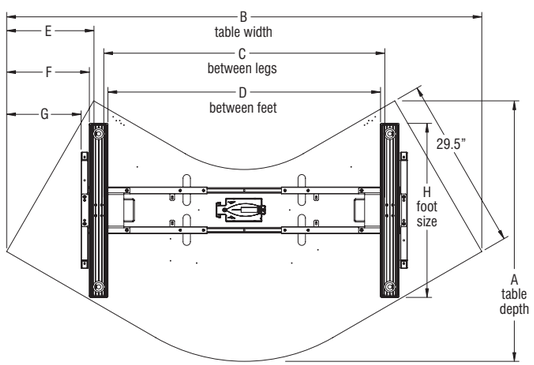

120° Corner Dual Motor T-Leg Electric-Base Table

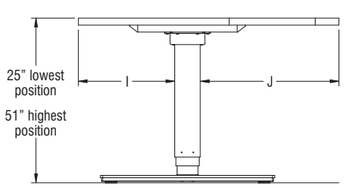

120° Corner Dual Motor T-Leg Electric-Base Table

DIMENSIONS - Dual Motor C-Leg Electric-Base Table (Model ELC)

Statement of Line Measurements											
Dimension	Model Number	A Table Depth	B Table Width	C Between Legs	D Between Feet	E Tabletop-to-Leg	F Tabletop-to-Foot	G Tabletop-to-Support	H Foot Size	I Front Edge of Worksurface-to-Leg	J Back Edge of Worksurface-to-Leg
24 x 48"	TOGL2448ELC	23.5"	46.5"	35"	33.31"	3.84"	3.45"	1.60"	23.625"	12.9"	6.24"
24 x 54"	TOGL2454ELC	23.5"	52.5"	41"	39.31"	3.84"	3.45"	1.60"	23.625"	12.9"	6.24"
24 x 60"	TOGL2460ELC	23.5"	58.5"	47"	45.31"	3.84"	3.45"	1.60"	23.625"	12.9"	6.24"
24 x 66"	TOGL2466ELC	23.5"	64.5"	53"	51.31"	3.84"	3.45"	1.60"	23.625"	12.9"	6.24"
24 x 72"	TOGL2472ELC	23.5"	70.5"	59"	57.31"	3.84"	3.45"	1.60"	23.625"	12.9"	6.24"
30 x 48"	TOGL3048ELC	29.5"	46.5"	35"	33.31"	3.84"	3.45"	1.60"	29.625"	15.9"	9.24"
30 x 54"	TOGL3054ELC	29.5"	52.5"	41"	39.31"	3.84"	3.45"	1.60"	29.625"	15.9"	9.24"
30 x 60"	TOGL3060ELC	29.5"	58.5"	47"	45.31"	3.84"	3.45"	1.60"	29.625"	15.9"	9.24"
30 x 66"	TOGL3066ELC	29.5"	64.5"	53"	51.31"	3.84"	3.45"	1.60"	29.625"	15.9"	9.24"
30 x 72"	TOGL3072ELC	29.5"	70.5"	59"	57.31"	3.84"	3.45"	1.60"	29.625"	15.9"	9.24"
36 x 48"	TOGL3648ELC	35.5"	46.5"	35"	33.31"	3.84"	3.45"	1.60"	29.625"	18.9"	12.24"
36 x 54"	TOGL3654ELC	35.5"	52.5"	41"	39.31"	3.84"	3.45"	1.60"	29.625"	18.9"	12.24"
36 x 60"	TOGL3660ELC	35.5"	58.5"	47"	45.31"	3.84"	3.45"	1.60"	29.625"	18.9"	12.24"
36 x 66"	TOGL3666ELC	35.5"	64.5"	53"	51.31"	3.84"	3.45"	1.60"	29.625"	18.9"	12.24"
36 x 72"	TOGL3672ELC	35.5"	70.5"	59"	57.31"	3.84"	3.45"	1.60"	29.625"	18.9"	12.24"
30 x 48"	TOGLC3048ELC	44.16"	80.5"	47"	45.31"	14.86"	14.47"	12.62"	29.625"	19.68"	20.15"

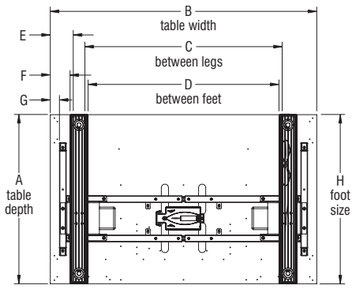

Rectangular Dual Motor C-Leg Electric-Base Table

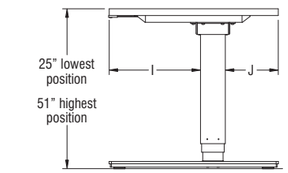

Rectangular Dual Motor C-Leg Electric-Base Table

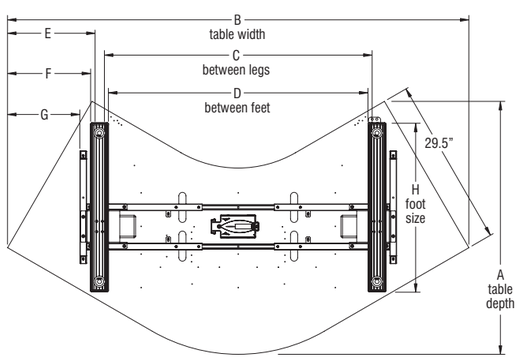

120° Corner Dual Motor C-Leg Electric-Base Table

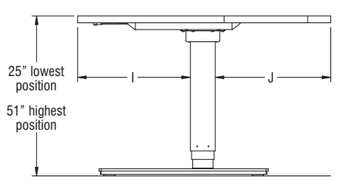

120° Corner Dual Motor C-Leg Electric-Base Table

DIMENSIONS - Triple Motor C-Leg Electric-Base Table (Model SS)

Statement of Line Measurements								
Dimension	Model Number	A Left-Side Table Depth	B Left-Side Table Width	C Right-Side Table Width	D Right-Side Table Depth	E Left-Side Between Legs	F Right-Side Between Legs	G Foot Size
24 x 48 x 60"	TOGLSS244860	23.5"	47.5"	59.5"	23.5"	31"	43"	23.625"
24 x 48 x 66"	TOGLSS244866	23.5"	47.5"	65.5"	23.5"	31"	49"	23.625"
24 x 48 x 72"	TOGLSS244872	23.5"	47.5"	71.5"	23.5"	31"	55"	23.625"
24 x 48 x 84"	TOGLSS244884	23.5"	47.5"	83.5"	23.5"	31"	67"	23.625"
24 x 60 x 48"	TOGLSS246048	23.5"	59.5"	47.5"	23.5"	43"	31"	23.625"
24 x 66 x 48"	TOGLSS246648	23.5"	65.5"	47.5"	23.5"	49"	31"	23.625"
24 x 72 x 48"	TOGLSS247248	23.5"	71.5"	47.5"	23.5"	55"	31"	23.625"
24 x 84 x 48"	TOGLSS248448	23.5"	83.5"	47.5"	23.5"	67"	31"	23.625"
30 x 48 x 60"	TOGLSS304860	29.5"	47.5"	59.5"	29.5"	31"	43"	29.625"
30 x 48 x 66"	TOGLSS304866	29.5"	47.5"	65.5"	29.5"	31"	49"	29.625"
30 x 48 x 72"	TOGLSS304872	29.5"	47.5"	71.5"	29.5"	31"	55"	29.625"
30 x 48 x 84"	TOGLSS304884	29.5"	47.5"	83.5"	29.5"	31"	67"	29.625"
30 x 60 x 48"	TOGLSS306048	29.5"	59.5"	47.5"	29.5"	43"	31"	29.625"
30 x 66 x 48"	TOGLSS306648	29.5"	65.5"	47.5"	29.5"	49"	31"	29.625"
30 x 72 x 48"	TOGLSS307248	29.5"	71.5"	47.5"	29.5"	55"	31"	29.625"
30 x 84 x 48"	TOGLSS308448	29.5"	83.5"	47.5"	29.5"	67"	31"	29.625"

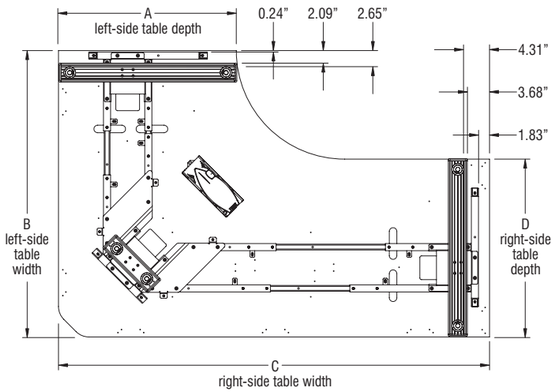

Square Shoe Triple Motor Electric-Base Table

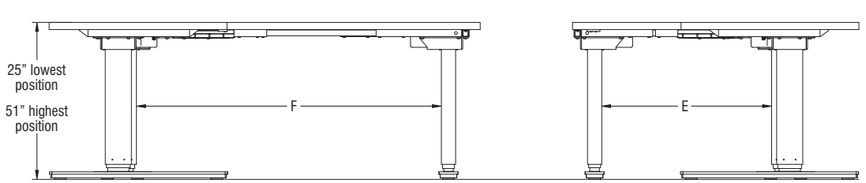

Square Shoe Triple Motor C-Leg Electric-Base Table

DIMENSIONS - Fixed-Base Table (Model FX)

Statement of Line Measurements										
Dimension	Model Number	A Table Depth	B Table Width	C Between Legs	D Between Feet	E Tabletop-to-Leg	F Tabletop-to-Foot	G Foot Size	H Front Edge of Worksurface-to-Leg	I Back Edge of Worksurface-to-Leg
24 x 48"	TOGL2448FX	23.5"	46.5"	35"	34.21"	3.39"	3"	23.625"	9.59"	9.59"
24 x 54"	TOGL2454FX	23.5"	52.5"	41"	40.21"	3.39"	3"	23.625"	9.59"	9.59"
24 x 60"	TOGL2460FX	23.5"	58.5"	47"	46.21"	3.39"	3"	23.625"	9.59"	9.59"
24 x 66"	TOGL2466FX	23.5"	64.5"	53"	52.21"	3.39"	3"	23.625"	9.59"	9.59"
24 x 72"	TOGL2472FX	23.5"	70.5"	59"	58.21"	3.39"	3"	23.625"	9.59"	9.59"
30 x 48"	TOGL3048FX	29.5"	46.5"	35"	34.21"	3.39"	3"	29.625"	12.59"	12.59"
30 x 54"	TOGL3054FX	29.5"	52.5"	41"	40.21"	3.39"	3"	29.625"	12.59"	12.59"
30 x 60"	TOGL3060FX	29.5"	58.5"	47"	46.21"	3.39"	3"	29.625"	12.59"	12.59"
30 x 66"	TOGL3066FX	29.5"	64.5"	53"	52.21"	3.39"	3"	29.625"	12.59"	12.59"
30 x 72"	TOGL3072FX	29.5"	70.5"	59"	58.21"	3.39"	3"	29.625"	12.59"	12.59"
36 x 48"	TOGL3648FX	35.5"	46.5"	35"	34.21"	3.39"	3"	29.625"	15.59"	15.59"
36 x 54"	TOGL3654FX	35.5"	52.5"	41"	40.21"	3.39"	3"	29.625"	15.59"	15.59"
36 x 60"	TOGL3660FX	35.5"	58.5"	47"	46.21"	3.39"	3"	29.625"	15.59"	15.59"
36 x 66"	TOGL3666FX	35.5"	64.5"	53"	52.21"	3.39"	3"	29.625"	15.59"	15.59"
36 x 72"	TOGL3672FX	35.5"	70.5"	59"	58.21"	3.39"	3"	29.625"	15.59"	15.59"

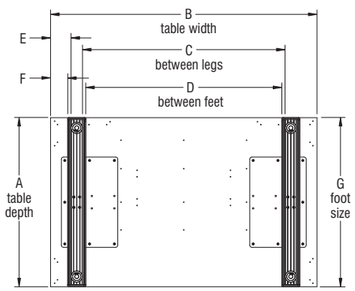

Rectangular Fixed-Base Table

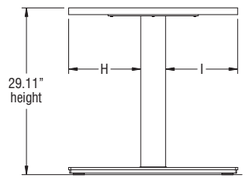

Rectangular Fixed-Base Table

DIMENSIONS - Wire Trough

Wire Trough Width	Dual Motor Table Width
24"	48"
36"	60"
48"	72"

Wire Trough Width	Fixed Table Width
36"	60"
48"	72"

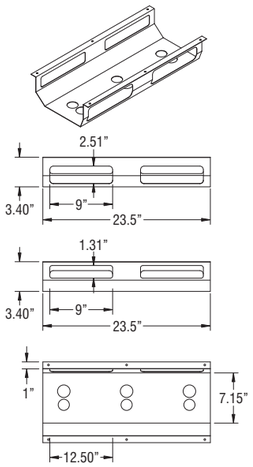

24" Wire Trough

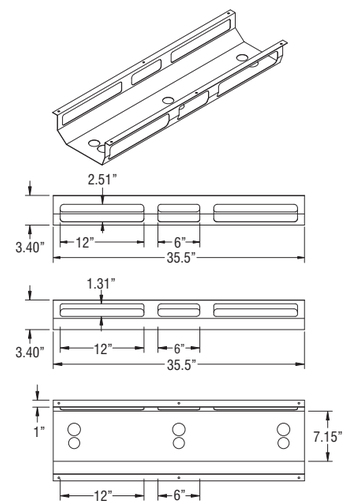

36" Wire Trough

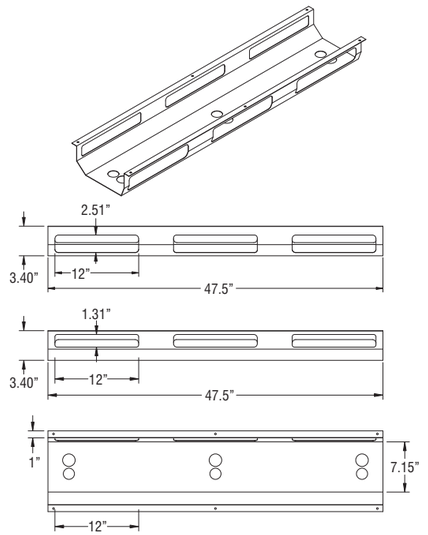

48" Wire Trough

DIMENSIONS - Polyester Felt Modesty Panel

Toggle Rectangular Tables

Reference chart below to specify the polyester felt modesty panel screens for all applicable Toggle Rectangular Table models. The tabletops below will have appropriate pre-drilled holes to accept the polyester felt modesty panel.

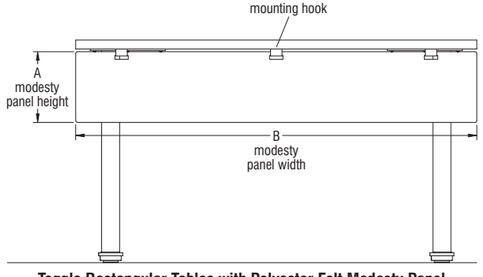

Toggle Rectangular Tables with Polyester Felt Modesty Panel (back view)(30" x 54" Model FX shown)

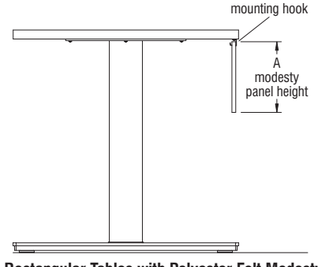

Toggle Rectangular Tables with Polyester Felt Modesty Panel (side view)(30" x 54" Model FX shown)

Polyester Felt Modesty Panel Measurements on Rectangular Tables										
Table Dimension	Model Number	A Modesty Panel Height	B Modesty Panel Width	Number of Hooks		Table Dimension	Model Number	A Modesty Panel Height	B Modesty Panel Width	Number of Hooks
24 x 48"	TOGL2448FX	9.25"	46.5"	2		30 x 66"	TOGL3066EL	9.25"	64.5"	3
24 x 54"	TOGL2454FX	9.25"	52.5"	3		30 x 72"	TOGL3072EL	9.25"	70.5"	3
24 x 60"	TOGL2460FX	9.25"	58.5"	3		36 x 48"	TOGL3648EL	9.25"	46.5"	2
24 x 66"	TOGL2466FX	9.25"	64.5"	3		36 x 54"	TOGL3654EL	9.25"	52.5"	3
24 x 72"	TOGL2472FX	9.25"	70.5"	3		36 x 60"	TOGL3660EL	9.25"	58.5"	3
30 x 48"	TOGL3048FX	9.25"	46.5"	2		36 x 66"	TOGL3666EL	9.25"	64.5"	3
30 x 54"	TOGL3054FX	9.25"	52.5"	3		36 x 72"	TOGL3672EL	9.25"	70.5"	3
30 x 60"	TOGL3060FX	9.25"	58.5"	3		24 x 48"	TOGL2448ELC	9.25"	46.5"	2
30 x 66"	TOGL3066FX	9.25"	64.5"	3		24 x 54"	TOGL2454ELC	9.25"	52.5"	3
30 x 72"	TOGL3072FX	9.25"	70.5"	3		24 x 60"	TOGL2460ELC	9.25"	58.5"	3
36 x 48"	TOGL3648FX	9.25"	46.5"	2		24 x 66"	TOGL2466ELC	9.25"	64.5"	3
36 x 54"	TOGL3654FX	9.25"	52.5"	3		24 x 72"	TOGL2472ELC	9.25"	70.5"	3
36 x 60"	TOGL3660FX	9.25"	58.5"	3		30 x 48"	TOGL3048ELC	9.25"	46.5"	2
36 x 66"	TOGL3666FX	9.25"	64.5"	3		30 x 54"	TOGL3054ELC	9.25"	52.5"	3
36 x 72"	TOGL3672FX	9.25"	70.5"	3		30 x 60"	TOGL3060ELC	9.25"	58.5"	3
24 x 48"	TOGL2448EL	9.25"	46.5"	2		30 x 66"	TOGL3066ELC	9.25"	64.5"	3
24 x 54"	TOGL2454EL	9.25"	52.5"	3		30 x 72"	TOGL3072ELC	9.25"	70.5"	3
24 x 60"	TOGL2460EL	9.25"	58.5"	3		36 x 48"	TOGL3648ELC	9.25"	46.5"	2
24 x 66"	TOGL2466EL	9.25"	64.5"	3		36 x 54"	TOGL3654ELC	9.25"	52.5"	3
24 x 72"	TOGL2472EL	9.25"	70.5"	3		36 x 60"	TOGL3660ELC	9.25"	58.5"	3
30 x 48"	TOGL3048EL	9.25"	46.5"	2		36 x 66"	TOGL3666ELC	9.25"	64.5"	3
30 x 54"	TOGL3054EL	9.25"	52.5"	3		36 x 72"	TOGL3672ELC	9.25"	70.5"	3
30 x 60"	TOGL3060EL	9.25"	58.5"	3						

DIMENSIONS - Polyester Felt Modesty Panel

Toggle 120° Corner Tables

Reference chart below to specify the polyester felt modesty panel screens for all applicable Toggle 120° Corner Table models. The tabletops below will have appropriate pre-drilled holes to accept the polyester felt modesty panel.

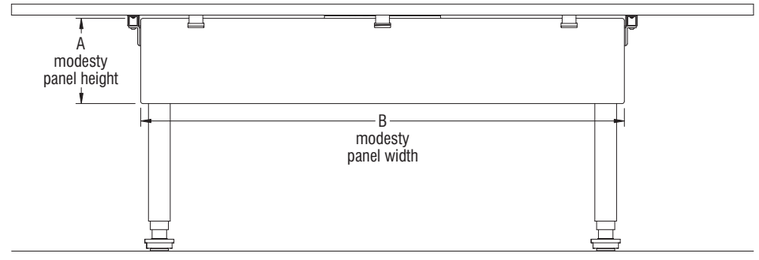

Toggle 120° Corner Tables with Polyester Felt Modesty Panel (back view)(30" x 48" Model EL shown)

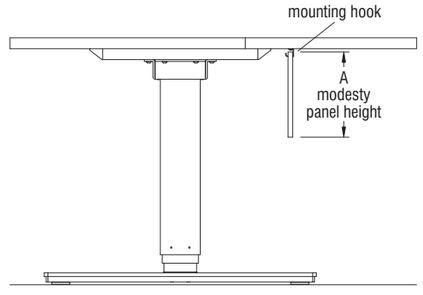

Toggle 120° Corner Tables with Polyester Felt Modesty Panel (side view)(30" x 48" Model EL shown)

Polyester Felt Modesty Panel Measurements on 120° Corner Tables				
Table Dimension	Model Number	A Modesty Panel Height	B Modesty Panel Width	Number of Hooks
30 x 48"	TOGLC3048EL	9.25"	52.5"	3
30 x 48"	TOGLC3048ELC	9.25"	52.5"	3

Toggle® Tables
General Information

DIMENSIONS - Polyester Felt Modesty Panel

Toggle Square Shoe Tables

Reference chart below to specify the polyester felt modesty panel screens for all applicable Toggle Square Shoe Table models. The tabletops below will have appropriate pre-drilled holes to accept the polyester felt modesty panel.

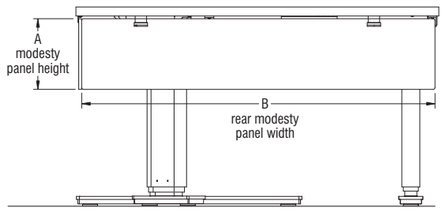

Toggle Square Shoe Tables with Polyester Felt Modesty Panel (back view)(30" x 48" Model EL shown)

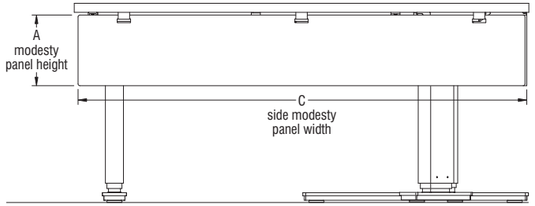

Toggle Square Shoe Tables with Polyester Felt Modesty Panel (side view)(30" x 48" Model EL shown)

Polyester Felt Modesty Panel Measurements on Square Shoe Tables						
Table Dimension	Model Number	A Modesty Panel Height	B Rear Modesty Panel Width	Number of Hooks for Rear Modesty Panel	C Side Modesty Panel Width	Number of Hooks for Side Modesty Panel
24 x 48 x 60"	TOGLSS244860	9.25"	46.5"	2	58.5"	3
24 x 48 x 66"	TOGLSS244866	9.25"	46.5"	2	64.5"	3
24 x 48 x 72"	TOGLSS244872	9.25"	46.5"	2	70.5"	3
24 x 48 x 84"	TOGLSS244884	9.25"	46.5"	2	82.5"	3
24 x 60 x 48"	TOGLSS246048	9.25"	58.5"	3	46.5"	2
24 x 66 x 48"	TOGLSS246648	9.25"	64.5"	3	46.5"	2
24 x 72 x 48"	TOGLSS247248	9.25"	70.5"	3	46.5"	2
24 x 84 x 48"	TOGLSS248448	9.25"	82.5"	3	46.5"	2
30 x 48 x 60"	TOGLSS304860	9.25"	46.5"	2	58.5"	3
30 x 48 x 66"	TOGLSS304866	9.25"	46.5"	2	64.5"	3
30 x 48 x 72"	TOGLSS304872	9.25"	46.5"	2	70.5"	3
30 x 48 x 84"	TOGLSS304884	9.25"	46.5"	2	82.5"	3
30 x 60 x 48"	TOGLSS306048	9.25"	58.5"	3	46.5"	2
30 x 66 x 48"	TOGLSS306648	9.25"	64.5"	3	46.5"	2
30 x 72 x 48"	TOGLSS307248	9.25"	70.5"	3	46.5"	2
30 x 84 x 48"	TOGLSS308448	9.25"	82.5"	3	46.5"	2

STATEMENT OF LINE

Toggle Dual Motor T-Leg Electric-Base Table (Model EL)

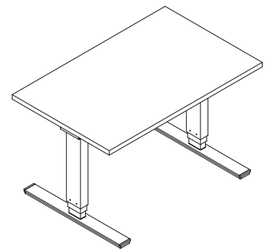

TOGLEL

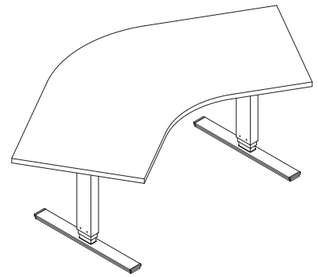

TOGLCEL

Toggle Dual Motor C-Leg Electric-Base Table (Model ELC)

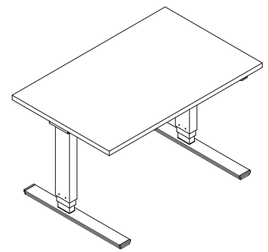

TOGLELC

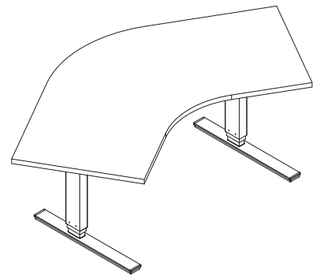

TOGLCELC

Toggle Fixed-Base Table (Model FX)

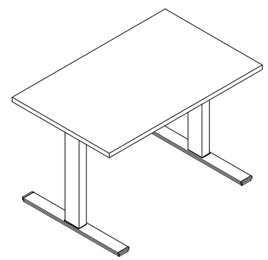

TOGLFX

Toggle Triple Motor C-Leg Electric-Base Table (Model SS)

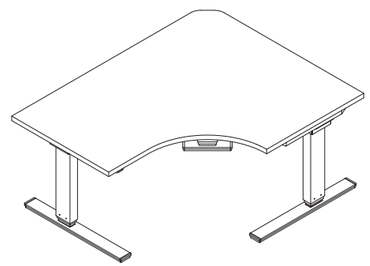

TOGLSS

Toggle® Tables
Product Color Options

Surface Finish--Laminate

Belair	LBQ
Biltmore Cherry	LBT
Black	LBK
Brighton Walnut	LBW
Canyon Zephyr	LCA
Castle Oak	LCO
Casual Linen	LCU
Cherry Storm	LCX
Classic Linen	LCI
Cloud Zephyr	LCL
Cocobala	LCC
Crisp Linen	LRI
Desert Zephyr	LDZ
Dove Grey	LDG
Fired Steel	LIL
Flax Linen	LXF
Florence Walnut	LFC
Forged Steel	LOL
Friston Ash	LFH
Frosty White	LFW
Graphite Nebula	LGN
Grey	LGE
High Rise	LHE
Hollyberry	LHY
Irish Linen	LIH
Island	LID
Italian Silver Ash	LIT
Kensington Maple	LKM
Lapis Blue	LLB
Markerboard White	LMK
Misted Zephyr	LMR
Monticello Maple	LMT
Nickel Evolv	LNV
North Sea	LNA
Ocean	LON
Pearl Bisque	LPB
Pearl Silver	LPS
Pressed Linen	LPR
River Cherry	LRY
Rugged Linen	LRG
Satin Stainless	LSS
Shadow Zephyr	LSR
Silicon evolv	LSV
Sterling Ash	LAZ
Tailored Linen	LTL
Titanium evolv	LTV
White Nebula	LWL
White Sand	LWN
Windsor Mahogany	LWY

Base and Trough Paint Color

Black	BL
Silver	SL
White	WH

Edge Color for 74P Edge

Belair	EBQ
Biltmore Cherry	EBT
Black	EBL
Blue Grey	EGR
Brighton Walnut	EBW
Castle Oak	ECO
Cayenne	ECY
Cherry Storm	ECX
Cocobala	ECC
Cool Grey	ECG
Earthen Clay	EEY
Everglade Shade	EEV
Flannel	EFN
Florence Walnut	EFC
Friston Ash	EFH
Frosty White	EFW
Hazy Jade	EHJ
Honey Bee	EHY
Italian Silver Ash	EIT
Kensington Maple	EKM
Light Tone	ELG
Mardi Gras	EMG
Misty Brown	EMY
Monticello Maple	EMT
Multiplex	EMB
Nemo	ENE
Nordic	END
Poppy Red	EPR
Purple Haze	EPH
River Cherry	ERY
Rubber Ducky	ERK
Sand	ESA
Sky Blue	ESK
Sterling Ash	EAZ
Surf's Up	ESP
Twilight Shadow	ETI
Ultra Blue	EUB
Warm Grey	EWG
Windsor Mahogany	EWY
Zesty Lime	EZL

Edge Color for 54B Edge

Black	EBL
Blue Grey	EGR
Cayenne	ECY
Cool Grey	ECG
Earthen Clay	EEY
Everglade Shade	EEV
Flannel	EFN
Frosty White	EFW
Hazy Jade	EHJ
Honey Bee	EHY
Light Tone	ELG
Mardi Gras	EMG
Misty Brown	EMY
Nemo	ENE
Nordic	END
Poppy Red	EPR
Purple Haze	EPH
River Cherry	ERY
Rubber Ducky	ERK
Sand	ESA
Sky Blue	ESK
Sterling Ash	EAZ
Surf's Up	ESP
Twilight Shadow	ETI
Ultra Blue	EUB
Warm Grey	EWG
Windsor Mahogany	EWY
Zesty Lime	EZL

Edge Color for KN Edge

Belair	EBQ
Biltmore Cherry	EBT
Black	EBL
Blue Grey	EGR
Brighton Walnut	EBW
Castle Oak	ECO
Cayenne	ECY
Cherry Storm	ECX
Cocobala	ECC
Cool Grey	ECG
Earthen Clay	EEY
Everglade Shade	EEV
Flannel	EFN
Florence Walnut	EFC
Friston Ash	EFH
Frosty White	EFW
Hazy Jade	EHJ
Honey Bee	EHY
Italian Silver Ash	EIT
Kensington Maple	EKM
Light Tone	ELG
Mardi Gras	EMG
Misty Brown	EMY
Monticello Maple	EMT
Nemo	ENE
Nordic	END
Poppy Red	EPR
Purple Haze	EPH
River Cherry	ERY
Rubber Ducky	ERK
Sand	ESA
Sky Blue	ESK
Sterling Ash	EAZ
Surf's Up	ESP
Twilight Shadow	ETI
Ultra Blue	EUB
Warm Grey	EWG
Windsor Mahogany	EWY
Zesty Lime	EZL

Polyester Felt Modesty Panel

Dandelion	FTDD
Fawn	FTFW
Flannel	FTFN
Heather	FTHR
Lava	FTLV
Midnight Blue	FTMB
Spring	FTSG

Toggle® T-Leg Tables
Fixed Base

KI

Toggle® T-Leg Tables
Fixed Base

	MODEL	A x B	MODEL NUMBER: Basic Model	Edge Style	Modesty Panel	Edge Color	Surface Finish	Base Finish	Polyester Modesty Panel Color	Approx. Packaged Weight	1-1/4" Vinyl Bullnose (54B)	74P Edge (74P)	Postformed Edge (PL)	Knife Edge (KN)
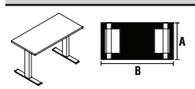	**Rectangular Fixed Base Tables - 24"D** • 29" High	23-1/2 x 46-1/2"	TOGL2448FX	□□□	□□□	□□□	□□□	□□	□□□□	85.0#	$ 609	$ 699	$ 728	$ 750
		23-1/2 x 52-1/2"	TOGL2454FX	□□□	□□□	□□□	□□□	□□	□□□□	85.0#	631	735	760	791
		23-1/2 x 58-1/2"	TOGL2460FX	□□□	□□□	□□□	□□□	□□	□□□□	95.0#	640	745	773	811
		23-1/2 x 64-1/2"	TOGL2466FX	□□□	□□□	□□□	□□□	□□	□□□□	95.0#	656	789	815	878
TGFX		23-1/2 x 70-1/2"	TOGL2472FX	□□□	□□□	□□□	□□□	□□	□□□□	105.0#	678	800	833	900
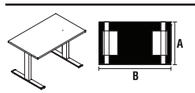	**Rectangular Fixed Base Tables - 30"D** • 29" High	29-1/2 x 46-1/2"	TOGL3048FX	□□□	□□□	□□□	□□□	□□	□□□□	97.0#	$ 676	$ 773	$ 804	$ 807
		29-1/2 x 52-1/2"	TOGL3054FX	□□□	□□□	□□□	□□□	□□	□□□□	97.0#	735	847	885	933
		29-1/2 x 58-1/2"	TOGL3060FX	□□□	□□□	□□□	□□□	□□	□□□□	109.0#	747	862	897	944
		29-1/2 x 64-1/2"	TOGL3066FX	□□□	□□□	□□□	□□□	□□	□□□□	109.0#	780	908	945	1032
TGFX		29-1/2 x 70-1/2"	TOGL3072FX	□□□	□□□	□□□	□□□	□□	□□□□	121.0#	794	921	959	1047
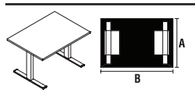	**Rectangular Fixed Base Tables - 36"D** • 29" High	35-1/2 x 46-1/2"	TOGL3648FX	□□□	□□□	□□□	□□□	□□	□□□□	104.0#	$ 706	$ 811	$ 842	$ 913
		35-1/2 x 52-1/2"	TOGL3654FX	□□□	□□□	□□□	□□□	□□	□□□□	104.0#	767	890	928	1013
		35-1/2 x 58-1/2"	TOGL3660FX	□□□	□□□	□□□	□□□	□□	□□□□	121.0#	783	905	941	1029
		35-1/2 x 64-1/2"	TOGL3666FX	□□□	□□□	□□□	□□□	□□	□□□□	121.0#	828	928	964	1335
TGFX		35-1/2 x 70-1/2"	TOGL3672FX	□□□	□□□	□□□	□□□	□□	□□□□	136.0#	839	936	973	1349
				Ⓐ	Ⓑ	Ⓒ	Ⓓ	Ⓔ	Ⓕ	Ⓖ				

HOW TO ORDER

Indicate the following information on order form:
1. Quantity of each item.
2. Model number, including options. See "How To Build a Model Number".
3. Any special service required.

Note: • The □ indicates that a choice is required.
- The absence of the □ indicates that no choice is required.
- Alpha-numeric characters in place of □ indicate that no other alternatives are available.

HOW TO BUILD A MODEL NUMBER

Ⓐ Select basic model.

Ⓑ Select edge style.

54B	- 1-1/4" Vinyl bullnose
74P	- 74P edge
PL	- Postformed edge
KN	- Knife edge

Knife edge (KN) and Postformed edge (PL) on user side only

Ⓒ Select modesty panel.

NMP	- No modesty panel
PMP	- Polyester felt modesty panel; add $186

Ⓓ Select edge color.
Refer to the **Product Color Options** page in this price list.
Edge color offerings are based on edge style selections.

Ⓔ Select surface finish.
Refer to the **Product Color Options** page in this price list.
Surface finish offerings are based on edge style selections.

Ⓕ Select base finish.
Refer to the **Product Color Options** page in this price list.

Ⓖ Select modesty panel color (only if polyester felt panel is chosen).
Refer to the **Product Color Options** page in this price list.

SPECIAL SERVICES

Special Carton Marking

With specially marked information	N/C

Shipping

Ships **knocked down, FOB Bonduel, WI 54107, freight prepaid.** Freight class 125.

Specifications and prices are subject to change without prior notice.

Toggle® T-Leg Tables
Dual Motor Electric Base

KI

Toggle® T-Leg Tables
Dual Motor Electric Base

	MODEL	A x B x C	MODEL NUMBER: Basic Model	Edge Style	Modesty Panel	Edge Color	Surface Finish	Base Finish	Polyester Modesty Panel Color	Approx. Packaged Weight	1-1/4" Vinyl Bullnose (54B)	74P Edge (74P)	Postformed Edge (PL)	Knife Edge (KN)
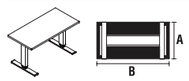 TGEL	**Rectangular Dual Motor Electric Base Tables - 24"D** • 26-52" Electrically adjustable • Simple up/down switch • Maximum operating load varies (see chart below) • 3-Stage base	23-1/2 x 46-1/2"	TOGL2448EL	□□□	□□□	□□□	□□□	□□	□□□□	131.0#	$ 2078	$ 2158	$ 2203	$ 2245
		23-1/2 x 52-1/2"	TOGL2454EL	□□□	□□□	□□□	□□□	□□	□□□□	131.0#	2102	2195	2255	2280
		23-1/2 x 58-1/2"	TOGL2460EL	□□□	□□□	□□□	□□□	□□	□□□□	141.0#	2117	2209	2270	2296
		23-1/2 x 64-1/2"	TOGL2466EL	□□□	□□□	□□□	□□□	□□	□□□□	141.0#	2150	2263	2349	2354
		23-1/2 x 70-1/2"	TOGL2472EL	□□□	□□□	□□□	□□□	□□	□□□□	151.0#	2165	2273	2362	2364
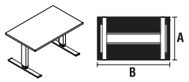 TGEL	**Rectangular Dual Motor Electric Base Tables - 30"D** • 26-52" Electrically adjustable • Simple up/down switch • Maximum operating load varies (see chart below) • 3-Stage base	29-1/2 x 46-1/2"	TOGL3048EL	□□□	□□□	□□□	□□□	□□	□□□□	143.0#	$ 2165	$ 2252	$ 2310	$ 2344
		29-1/2 x 52-1/2"	TOGL3054EL	□□□	□□□	□□□	□□□	□□	□□□□	143.0#	2225	2324	2398	2417
		29-1/2 x 58-1/2"	TOGL3060EL	□□□	□□□	□□□	□□□	□□	□□□□	155.0#	2240	2340	2414	2433
		29-1/2 x 64-1/2"	TOGL3066EL	□□□	□□□	□□□	□□□	□□	□□□□	155.0#	2280	2392	2490	2502
		29-1/2 x 70-1/2"	TOGL3072EL	□□□	□□□	□□□	□□□	□□	□□□□	168.0#	2291	2405	2502	2514
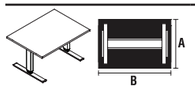 TGEL	**Rectangular Dual Motor Electric Base Tables - 36"D** • 26-52" Electrically adjustable • Simple up/down switch • Maximum operating load varies (see chart below) • 3-Stage base	35-1/2 x 46-1/2"	TOGL3648EL	□□□	□□□	□□□	□□□	□□	□□□□	151.0#	$ 2193	$ 2285	$ 2375	$ 2378
		35-1/2 x 52-1/2"	TOGL3654EL	□□□	□□□	□□□	□□□	□□	□□□□	151.0#	2255	2367	2454	2472
		35-1/2 x 58-1/2"	TOGL3660EL	□□□	□□□	□□□	□□□	□□	□□□□	168.0#	2272	2378	2472	2485
		35-1/2 x 64-1/2"	TOGL3666EL	□□□	□□□	□□□	□□□	□□	□□□□	168.0#	2312	2398	2495	2763
		35-1/2 x 70-1/2"	TOGL3672EL	□□□	□□□	□□□	□□□	□□	□□□□	182.0#	2324	2411	2507	2773
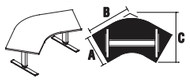 TGEL	**120° Corner-Dual Motor Electric Base Tables** • 120° angle • 26-52" Electrically adjustable • Simple up/down switch • Maximum operating load varies (see chart below) • 3-Stage base • PL-edge is not available on 120 degree corner table • Includes one 54" modesty panel when specified • When using modesty panel and wire trough, trough must be located in front position	29-1/2 x 46-1/2 x 48-7/8"	TOGLC3048EL	□□□	□□□	□□□	□□□	□□	□□□□	170.0#	$ 2371	$ 2474	N/A	$ 2650



HOW TO ORDER

Indicate the following information on order form:
1. Quantity of each item.
2. Model number, including options. See "How To Build a Model Number".
3. Any special service required.

Note: • The □ indicates that a choice is required.
- The absence of the □ indicates that no choice is required.
- Alpha-numeric characters in place of □ indicate that no other alternatives are available.

HOW TO BUILD A MODEL NUMBER

A Select basic model.

B Select edge style.

54B	- 1-1/4" Vinyl bullnose
74P	- 74P edge
PL	- Postformed edge
KN	- Knife edge

Knife edge (KN) and Postformed edge (PL) on user side only

C Select modesty panel.

NMP	- No modesty panel
PMP	- Polyester felt modesty panel; add $186

D Select edge color.
Refer to the **Product Color Options** page in this price list.
Edge color offerings are based on edge style selections.

E Select surface finish.
Refer to the **Product Color Options** page in this price list.
Surface finish offerings are based on edge style selections.

F Select base finish.
Refer to the **Product Color Options** page in this price list.

G Select modesty panel color (only if polyester felt panel is chosen).
Refer to the **Product Color Options** page in this price list.

INFORMATION

MAXIMUM OPERATING LOAD

Model Size	Maximum Operating Load
2448EL/C	220 Pounds
2460EL/C	210 Pounds
2472EL/C	200 Pounds
3048EL/C	210 Pounds
3060EL/C	200 Pounds
3072EL/C	185 Pounds
3648EL/C	200 Pounds
3660EL/C	185 Pounds
3672EL/C	170 Pounds
3048EL/C (corner)	180 Pounds

SPECIAL SERVICES

Special Carton Marking

With specially marked information	N/C

Shipping

Ships **knocked down, FOB Bonduel, WI 54107, freight prepaid.** Freight class 125.

Specifications and prices are subject to change without prior notice.

Toggle® T-Leg Tables
Dual Motor Electric-Bases Only

Toggle® T-Leg Tables
Dual Motor Electric-Bases Only

	MODEL	A	MODEL NUMBER: Basic Model	MODEL NUMBER: Base Finish	Approx. Packaged Weight	Delivered Pricing
 HRDPT	**Rectangular Dual Motor Electric-Base Only - 24"D** • For use with 24" deep surfaces, 48-72" wide • Adjusts from 26-52" including 1-1/4" top • Top (not included) should be undersized .25-.75" to allow safe clearance in any work area • Maximum operating load is 264 lbs (including weight of top) • 3-Stage base	24"	TGBO.EL24	□□	85.0#	$ 2016
 HRDPT	**Rectangular Dual Motor Electric-Base Only - 30"D** • For use with 30 and 36" deep surfaces, 48-72" wide • Adjusts from 26-52" including 1-1/4" top • Top (not included) should be undersized .25-.75" to allow safe clearance in any work area • Maximum operating load is 264 lbs (including weight of top) • 3-Stage base	30"	TGBO.EL30	□□	90.0#	$ 2092
			Ⓐ	Ⓑ		

HOW TO ORDER

Indicate the following information on order form:
1. Quantity of each item.
2. Model number, including options. See "How To Build a Model Number".
3. Any special service required.

Note: • The □ indicates that a choice is required.
- The absence of the □ indicates that no choice is required.
- Alpha-numeric characters in place of □ indicate that no other alternatives are available.

HOW TO BUILD A MODEL NUMBER

Ⓐ Select basic model.

Ⓑ Select base finish.
Refer to the **Product Color Options** page in this price list.

SPECIAL SERVICES

Special Carton Marking

With specially marked information	N/C

Shipping

Ships **knocked down, FOB Bonduel, WI 54107, freight prepaid.** Freight class 125.

Specifications and prices are subject to change without prior notice.

Toggle® C-Leg Tables
Dual Motor Electric Base

KI

Toggle® C-Leg Tables
Dual Motor Electric Base

	MODEL	A x B x C	MODEL NUMBER: Basic Model	Edge Style	Modesty Panel	Edge Color	Surface Finish	Base Finish	Polyester Modesty Panel Color	Approx. Packaged Weight	1-1/4" Vinyl Bullnose (54B)	74P Edge (74P)	Postformed Edge (PL)	Knife Edge (KN)
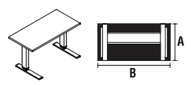 TGEC	**Rectangular Dual Motor Electric Base Tables - 24"D** • 26-52" Electrically adjustable • Simple up/down switch • Maximum operating load varies (see chart below) • 3-Stage base	23-1/2 x 46-1/2"	TOGL2448ELC	□□□	□□□	□□□	□□□	□□	□□□□	131.0#	$ 2078	$ 2158	$ 2203	$ 2245
		23-1/2 x 52-1/2"	TOGL2454ELC	□□□	□□□	□□□	□□□	□□	□□□□	131.0#	2102	2195	2255	2280
		23-1/2 x 58-1/2"	TOGL2460ELC	□□□	□□□	□□□	□□□	□□	□□□□	141.0#	2117	2209	2270	2296
		23-1/2 x 64-1/2"	TOGL2466ELC	□□□	□□□	□□□	□□□	□□	□□□□	141.0#	2150	2263	2349	2354
		23-1/2 x 70-1/2"	TOGL2472ELC	□□□	□□□	□□□	□□□	□□	□□□□	151.0#	2165	2273	2362	2364
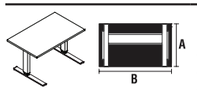 TGEC	**Rectangular Dual Motor Electric Base Tables - 30"D** • 26-52" Electrically adjustable • Simple up/down switch • Maximum operating load varies (see chart below) • 3-Stage base	29-1/2 x 46-1/2"	TOGL3048ELC	□□□	□□□	□□□	□□□	□□	□□□□	143.0#	$ 2165	$ 2252	$ 2310	$ 2344
		29-1/2 x 52-1/2"	TOGL3054ELC	□□□	□□□	□□□	□□□	□□	□□□□	143.0#	2225	2330	2398	2422
		29-1/2 x 58-1/2"	TOGL3060ELC	□□□	□□□	□□□	□□□	□□	□□□□	155.0#	2240	2340	2414	2433
		29-1/2 x 64-1/2"	TOGL3066ELC	□□□	□□□	□□□	□□□	□□	□□□□	155.0#	2280	2392	2490	2502
		29-1/2 x 70-1/2"	TOGL3072ELC	□□□	□□□	□□□	□□□	□□	□□□□	168.0#	2291	2405	2502	2514
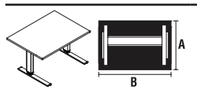 TGEC	**Rectangular Dual Motor Electric Base Tables - 36"D** • 26-52" Electrically adjustable • Simple up/down switch • Maximum operating load varies (see chart below) • 3-Stage base	35-1/2 x 46-1/2"	TOGL3648ELC	□□□	□□□	□□□	□□□	□□	□□□□	151.0#	$ 2193	$ 2285	$ 2375	$ 2378
		35-1/2 x 52-1/2"	TOGL3654ELC	□□□	□□□	□□□	□□□	□□	□□□□	151.0#	2263	2367	2458	2472
		35-1/2 x 58-1/2"	TOGL3660ELC	□□□	□□□	□□□	□□□	□□	□□□□	168.0#	2272	2378	2472	2485
		35-1/2 x 64-1/2"	TOGL3666ELC	□□□	□□□	□□□	□□□	□□	□□□□	168.0#	2312	2398	2495	2763
		35-1/2 x 70-1/2"	TOGL3672ELC	□□□	□□□	□□□	□□□	□□	□□□□	182.0#	2324	2411	2507	2773
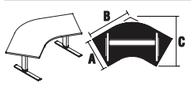 TGEC	**120° Corner-Dual Motor Electric Base Tables** • 120 degree angle • 26-52" Electrically adjustable • Simple up/down switch • Maximum operating load varies (see chart below) • 3-Stage base • PL-edge is not available on 120 degree corner table • Includes one 54" modesty panel when specified • When using modesty panel and wire trough, trough must be located in front position	29-1/2 x 46-1/2 x 48-7/8"	TOGLC3048ELC	□□□	□□□	□□□	□□□	□□	□□□□	170.0#	$ 2371	$ 2474	N/A	$ 2650



HOW TO ORDER

Indicate the following information on order form:
1. Quantity of each item.
2. Model number, including options. See "How To Build a Model Number".
3. Any special service required.

Note: • The □ indicates that a choice is required.
• The absence of the □ indicates that no choice is required.
• Alpha-numeric characters in place of □ indicate that no other alternatives are available.

HOW TO BUILD A MODEL NUMBER

A Select basic model.

B Select edge style.

54B	- 1-1/4" Vinyl bullnose
74P	- 74P edge
PL	- Postformed edge
KN	- Knife edge

Knife edge (KN) and Postformed edge (PL) on user side only

C Select modesty panel.

NMP	- No modesty panel
PMP	- Polyester felt modesty panel; add $186

D Select edge color.
Refer to the **Product Color Options** page in this price list.
Edge color offerings are based on edge style selections.

E Select surface finish.
Refer to the **Product Color Options** page in this price list.
Surface finish offerings are based on edge style selections.

F Select base finish.
Refer to the **Product Color Options** page in this price list.

G Select modesty panel color (only if polyester felt panel is chosen).
Refer to the **Product Color Options** page in this price list.

INFORMATION

MAXIMUM OPERATING LOAD

Model Size	Maximum Operating Load
2448EL/C	220 Pounds
2460EL/C	210 Pounds
2472EL/C	200 Pounds
3048EL/C	210 Pounds
3060EL/C	200 Pounds
3072EL/C	185 Pounds
3648EL/C	200 Pounds
3660EL/C	185 Pounds
3672EL/C	170 Pounds
3048EL/C (corner)	180 Pounds

SPECIAL SERVICES

Special Carton Marking

With specially marked information	N/C

Shipping

Ships **knocked down, FOB Bonduel, WI 54107, freight prepaid.** Freight class 125.

Specifications and prices are subject to change without prior notice.

Toggle® C-Leg Tables
Dual Motor Electric-Bases Only

Toggle® C-Leg Tables
Dual Motor Electric-Bases Only

	MODEL	A	MODEL NUMBER: Basic Model	MODEL NUMBER: Base Finish	Approx. Packaged Weight	Delivered Pricing
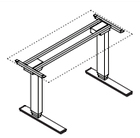 HRDPT	**Rectangular Dual Motor Electric-Base Only - 24"D** • For use with 24" deep surfaces, 48-72" wide • Adjusts from 26-52" including 1-1/4" top • Top (not included) should be undersized .25-.75" to allow safe clearance in any work area • Maximum operating load is 264 lbs (including weight of top) • 3-Stage base	24"	TGBO.EC24	□□	85.0#	$ 2016
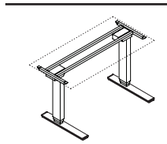 HRDPT	**Rectangular Dual Motor Electric-Base Only - 30"D** • For use with 30 and 36" deep surfaces, 48-72" wide • Adjusts from 26-52" including 1-1/4" top • Top (not included) should be undersized .25-.75" to allow safe clearance in any work area • Maximum operating load is 264 lbs (including weight of top) • 3-Stage base	30"	TGBO.EC30	□□	90.0#	$ 2092
			Ⓐ	Ⓑ		

HOW TO ORDER

Indicate the following information on order form:
1. Quantity of each item.
2. Model number, including options. See "How To Build a Model Number".
3. Any special service required.

Note: • The □ indicates that a choice is required.
- The absence of the □ indicates that no choice is required.
- Alpha-numeric characters in place of □ indicate that no other alternatives are available.

HOW TO BUILD A MODEL NUMBER

Ⓐ Select basic model.

Ⓑ Select base finish.
Refer to the **Product Color Options** page in this price list.

SPECIAL SERVICES

Special Carton Marking

With specially marked information	N/C

Shipping

Ships **knocked down, FOB Bonduel, WI 54107, freight prepaid.** Freight class 125.

Specifications and prices are subject to change without prior notice.

Toggle® Square Shoe Tables
Triple Motor Electric Base

KI

Toggle® Square Shoe Tables
Triple Motor Electric Base

	MODEL	A x B x C	MODEL NUMBER: Basic Model	Edge Style	Modesty Panel	Edge Color	Surface Finish	Base Finish	Polyester Modesty Panel Color	Approx. Packaged Weight	1-1/4" Vinyl Bullnose (54B)	74P Edge (74P)	Knife Edge (KN)
 TGSS	**Square Shoe Triple Motor Electric Base Tables (Left) - 24"D** • 26-52" Electrically adjustable • Simple up/down switch • Maximum operating load varies (see chart below) • 3-Stage base • Includes two modesty panel appropriately sized for each non-user side of the table when specified	24 x 60 x 48"	TOGLSS246048	□□□	□□□	□□□	□□□	□□	□□□□	192.0#	$ 2556	$ 2656	$ 2743
		24 x 66 x 48"	TOGLSS246648	□□□	□□□	□□□	□□□	□□	□□□□	197.0#	2644	2743	2841
		24 x 72 x 48"	TOGLSS247248	□□□	□□□	□□□	□□□	□□	□□□□	202.0#	2681	2779	2903
		24 x 84 x 48"	TOGLSS248448	□□□	□□□	□□□	□□□	□□	□□□□	211.0#	3026	3126	3273
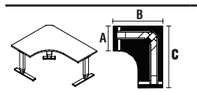 TGSS	**Square Shoe Triple Motor Electric Base Tables (Right) - 24"D** • 26-52" Electrically adjustable • Simple up/down switch • Maximum operating load varies (see chart below) • 3-Stage base • Includes two modesty panel appropriately sized for each non-user side of the table when specified	24 x 48 x 60"	TOGLSS244860	□□□	□□□	□□□	□□□	□□	□□□□	192.0#	$ 2556	$ 2656	$ 2743
		24 x 48 x 66"	TOGLSS244866	□□□	□□□	□□□	□□□	□□	□□□□	197.0#	2644	2743	2841
		24 x 48 x 72"	TOGLSS244872	□□□	□□□	□□□	□□□	□□	□□□□	202.0#	2681	2779	2903
		24 x 48 x 84"	TOGLSS244884	□□□	□□□	□□□	□□□	□□	□□□□	211.0#	3026	3126	3273
 TGSS	**Square Shoe Triple Motor Electric Base Tables (Left) - 30"D** • 26-52" Electrically adjustable • Simple up/down switch • Maximum operating load varies (see chart below) • 3-Stage base • Includes two modesty panel appropriately sized for each non-user side of the table when specified	30 x 60 x 48"	TOGLSS306048	□□□	□□□	□□□	□□□	□□	□□□□	203.0#	$ 2581	$ 2681	$ 2768
		30 x 66 x 48"	TOGLSS306648	□□□	□□□	□□□	□□□	□□	□□□□	209.0#	2669	2768	2866
		30 x 72 x 48"	TOGLSS307248	□□□	□□□	□□□	□□□	□□	□□□□	215.0#	2705	2804	2928
		30 x 84 x 48"	TOGLSS308448	□□□	□□□	□□□	□□□	□□	□□□□	227.0#	3051	3150	3298
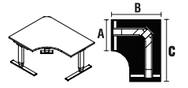 TGSS	**Square Shoe Triple Motor Electric Base Tables (Right) - 30"D** • 26-52" Electrically adjustable • Simple up/down switch • Maximum operating load varies (see chart below) • 3-Stage base • Includes two modesty panel appropriately sized for each non-user side of the table when specified	30 x 48 x 60"	TOGLSS304860	□□□	□□□	□□□	□□□	□□	□□□□	203.0#	$ 2581	$ 2681	$ 2768
		30 x 48 x 66"	TOGLSS304866	□□□	□□□	□□□	□□□	□□	□□□□	209.0#	2669	2768	2866
		30 x 48 x 72"	TOGLSS304872	□□□	□□□	□□□	□□□	□□	□□□□	215.0#	2705	2804	2928
		30 x 48 x 84"	TOGLSS304884	□□□	□□□	□□□	□□□	□□	□□□□	227.0#	3051	3150	3298
				Ⓐ	Ⓑ	Ⓒ	Ⓓ	Ⓔ	Ⓕ	Ⓖ			

HOW TO ORDER

Indicate the following information on order form:
1. Quantity of each item.
2. Model number, including options. See "How To Build a Model Number".
3. Any special service required.

Note: • The □ indicates that a choice is required.
- The absence of the □ indicates that no choice is required.
- Alpha-numeric characters in place of □ indicate that no other alternatives are available.

HOW TO BUILD A MODEL NUMBER

Ⓐ Select basic model.

Ⓑ Select edge style.

54B	- 1-1/4" Vinyl bullnose
74P	- 74P edge
KN	- Knife edge

Knife edge (KN) on user side only

Ⓒ Select modesty panel.

NMP	- No modesty panel
PMP	- Polyester felt modesty panel; add $370

Ⓓ Select edge color.
Refer to the **Product Color Options** page in this price list.
Edge color offerings are based on edge style selections.

Ⓔ Select surface finish.
Refer to the **Product Color Options** page in this price list.
Surface finish offerings are based on edge style selections.

Ⓕ Select base finish.
Refer to the **Product Color Options** page in this price list.

Ⓖ Select modesty panel color (only if polyester felt panel is chosen).
Refer to the **Product Color Options** page in this price list.

INFORMATION

MAXIMUM OPERATING LOAD

Model Size	Maximum Operating Load
246048	260 Pounds
246648	255 Pounds
247248	250 Pounds
248448	240 Pounds
244860	260 Pound
244866	255 Pounds
244872	250 Pounds
244884	240 Pounds
306048	250 Pounds
306648	245 Pounds
307248	235 Pounds
308448	225 Pounds
304860	250 Pound
304866	245 Pounds
304872	235 Pounds
304884	225 Pounds
TGBO.3EL.24	330 Pounds
TGBO.3EL.30	330 Pounds

SPECIAL SERVICES

Special Carton Marking

With specially marked information N/C

Shipping

Ships **knocked down, FOB Bonduel, WI 54107, freight prepaid.** Freight class 125.

Specifications and prices are subject to change without prior notice.

Toggle® Square Shoe Tables
Triple Motor Electric-Bases Only

Toggle® Square Shoe Tables
Triple Motor Electric-Bases Only

	MODEL	A	MODEL NUMBER: Basic Model	MODEL NUMBER: Base Finish	Approx. Packaged Weight	Delivered Pricing
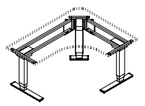 HRDPT	**Square Shoe Triple Motor Electric-Base Only - 24"D** • For use with 24" deep surfaces, one side 48" wide, other side 60-84" wide; frame supports left long or right long configuration • Adjusts from 26-52" including 1-1/4" top • Top (not included) should be undersized .25-.75" to allow safe clearance in any work area • Maximum operating load is 330 lbs (including weight of top) • 3-Stage base, 3-motor base	24"	TGBO.3EL24	□□	123.0#	$ 2298
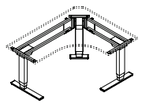 HRDPT	**Square Shoe Triple Motor Electric-Base Only - 30"D** • For use with 30" deep surfaces, one side 48" wide, other side 60-84" wide; frame supports left long or right long configuration • Adjusts from 26-52" including 1-1/4" top • Top (not included) should be undersized .25-.75" to allow safe clearance in any work area • Maximum operating load is 330 lbs (including weight of top) • 3-Stage base, 3-motor base	30"	TGBO.3EL30	□□	125.0#	$ 2323

Ⓐ Ⓑ

HOW TO ORDER

Indicate the following information on order form:
1. Quantity of each item.
2. Model number, including options. See "How To Build a Model Number".
3. Any special service required.

Note: • The □ indicates that a choice is required.
- The absence of the □ indicates that no choice is required.
- Alpha-numeric characters in place of □ indicate that no other alternatives are available.

HOW TO BUILD A MODEL NUMBER

Ⓐ Select basic model.

Ⓑ Select base finish.
Refer to the **Product Color Options** page in this price list.

INFORMATION

MAXIMUM OPERATING LOAD

Model Size	Maximum Operating Load
246048	260 Pounds
246648	255 Pounds
247248	250 Pounds
248448	240 Pounds
244860	260 Pound
244866	255 Pounds
244872	250 Pounds
244884	240 Pounds
306048	250 Pounds
306648	245 Pounds
307248	235 Pounds
308448	225 Pounds
304860	250 Pound
304866	245 Pounds
304872	235 Pounds
304884	225 Pounds
TGBO.3EL.24	330 Pounds
TGBO.3EL.30	330 Pounds

SPECIAL SERVICES

Special Carton Marking

With specially marked information	N/C

Shipping
Ships **knocked down, FOB Bonduel, WI 54107, freight prepaid.** Freight class 125.

Specifications and prices are subject to change without prior notice.

Toggle® Tables
Accessories

Toggle® Tables
Accessories

	MODEL	MODEL NUMBER Basic Model	Approx. Packaged Weight	Delivered Pricing
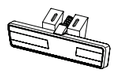 HRDPT	**Deluxe Switch with Presets** • Includes digital display and 3 preset button • Must be ordered separately	TG.REMOTE.LCD.6	1.0#	$ 117
 HRDPT	**Undermount R8 Module** • Silver in color • Includes 8-15A, 120 VAC receptacles, 2 outer most rotated 90 degrees to accommodate large plugs • 144" power cord • Under table mount attaches with 4 screws (included) • Module hangs down from surface 1" to allow easier access to plug in/unplug • Inlcudes 4 wire management clips • ETL listed for US and Canada • Dimensions are 16.3" x 2.3" x 2.8"	14.1450.SLVR	3.0#	$ 302
 HRDPT	**Vertical Cable Manager** • Silver in color • Multi-directional manager holds wires in static and adjustable tables • Weighted base keeps manager in positon • Includes magnetic link to easily attach to table leg • Attaches to underside of table with or without wire management trough • Includes 63 links, 1-3 link magnetic piece, 1 top connector, 2 screws, 1 base plate	47.2320.SLVR	1.0#	$ 112

Ⓐ

HOW TO ORDER

Indicate the following information on order form:
1. Quantity of each item.
2. Model number, including options. See "How To Build a Model Number".
3. Any special service required.

Note: • The ☐ indicates that a choice is required.
- The absence of the ☐ indicates that no choice is required.
- Alpha-numeric characters in place of ☐ indicate that no other alternatives are available.

HOW TO BUILD A MODEL NUMBER

Ⓐ Select basic model.

SPECIAL SERVICES

Special Carton Marking

With specially marked information N/C

Shipping

Ships **knocked down, FOB Bonduel, WI 54107, freight prepaid.** Freight class 125.

Specifications and prices are subject to change without prior notice.

Toggle® Tables
Accessories

Toggle® Tables
Accessories

	MODEL	MODEL NUMBER Basic Model	Approx. Packaged Weight	Delivered Pricing
 HRDPT	**Caster Kit - 2-Leg Table** • Includes mounting plates and 16 thread cutting screws to mount on the underside of the feet • 2 locking and 2 non-locking black casters • Must be ordered separately	TGCA	1.0#	$ 76
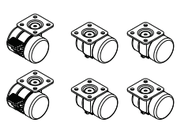 HRDPT	**Caster Kit - 3-Leg (Square Shoe) Table** • Includes mounting plates and 24 thread cutting screws to mount on the underside of the feet • 2 locking and 4 non-locking black casters • Must be ordered separately	TGCA.3LEG	1.0#	$ 114

Ⓐ

HOW TO ORDER

Indicate the following information on order form:
1. Quantity of each item.
2. Model number, including options. See “How To Build a Model Number”.
3. Any special service required.

Note: • The ☐ indicates that a choice is required.
- The absence of the ☐ indicates that no choice is required.
- Alpha-numeric characters in place of ☐ indicate that no other alternatives are available.

HOW TO BUILD A MODEL NUMBER

Ⓐ Select basic model.

SPECIAL SERVICES

Special Carton Marking

With specially marked information N/C

Shipping

Ships **knocked down, FOB Bonduel, WI 54107, freight prepaid.** Freight class 125.

Specifications and prices are subject to change without prior notice.

Toggle® Tables
Accessories

Toggle® Tables
Accessories

	MODEL	L	MODEL NUMBER Basic Model	MODEL NUMBER Paint Color	Approx. Packaged Weight	Delivered Pricing
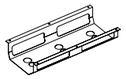 HRDPT	**Wire Trough** • Keeps wires enclosed and tidy • Open design makes it easy to feed cables through trough • Steel construction • Intended for installation into pre-drilled pilot holes • Mounting hardware included • 9-1/2" wide x 4-1/4" high x 24" long • One kit for 48" rectangle or 48" side of square shoe tables	24"	TG.TROUGH.48	☐☐	5.0#	$ 92
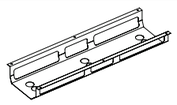 HRDPT	**Wire Trough** • Keeps wires enclosed and tidy • Open design makes it easy to feed cables through trough • Steel construction • Intended for installation into pre-drilled pilot holes • Mounting hardware included • 9-1/2" wide x 4-1/4" high x 36" long • One kit for 60" rectangle and corner or 60-66" side of square shoe tables	36"	TG.TROUGH.60	☐☐	7.0#	$ 112
HRDPT	**Wire Trough** • Keeps wires enclosed and tidy • Open design makes it easy to feed cables through trough • Steel construction • Intended for installation into pre-drilled pilot holes • Mounting hardware included • 9-1/2" wide x 4-1/4" high x 48" long • One kit for 72" rectangle or 72-84" side of square shoe tables	48"	TG.TROUGH.72	☐☐	10.0#	$ 131
			Ⓐ	Ⓑ		

HOW TO ORDER

Indicate the following information on order form:
1. Quantity of each item.
2. Model number, including options. See "How To Build a Model Number".
3. Any special service required.

Note: • The ☐ indicates that a choice is required.
- The absence of the ☐ indicates that no choice is required.
- Alpha-numeric characters in place of ☐ indicate that no other alternatives are available.

HOW TO BUILD A MODEL NUMBER

Ⓐ Select basic model.

Ⓑ Select paint color.
Refer to the **Product Color Options** page in this price list.

SPECIAL SERVICES

Special Carton Marking

With specially marked information N/C

Shipping

Ships **knocked down, FOB Bonduel, WI 54107, freight prepaid.** Freight class 125.

Specifications and prices are subject to change without prior notice.

1330 Bellevue Street
P.O. Box 8100
Green Bay, WI 54308-8100
800.424.2432
ki.com

KI and Furnishing Knowledge are registered trademarks of Krueger International, Inc.

© 2020 Krueger International, Inc.
All Rights Reserved.
Code KI-PLW-000217/KI/PDF

Furnishing Knowledge®

TORSION AIR® SEATING

PRICE LIST

January 3, 2011

Updated October 3, 2022

800.424.2432

Contents

Refer to KI Terms & Conditions document or visit ki.com.

Contents

Refer to KI Terms & Conditions document or visit ki.com.

Ordering COM, COL, COV and Shipping Location
BONDUEL, GREEN BAY, ONTARIO, and TUPELO 3

Torsion Air® Nesting Chairs
General Information 4
Color Options 5
Nesting Chairs 6

Torsion Air® Stack Seating
General Information 8
Color Options 9
Stack Chairs 10
Dolly 12

Torsion Air® Task Seating
General Information 13
Color Options 14
Chairs 15
Stools 16

Ordering COM, COL and COV
Information

Ordering COM, COL and COV
Information

How to Specify C.O.M. Upholstery
Textile designs often have intricate patterns. Not all individuals will interpret fabric direction in the same manner.

As a standard procedure, KI cuts fabrics off the roll in a horizontal fashion as shown in Diagram A at the right. By cutting in this fashion, most waste is eliminated. Our requirements for yardage in this book are based on this type of cutting. When directional or patterned fabrics are used, they often require more yardage than solid colors.

By providing KI with a completely filled-out copy of the form on this page, we will be able to expedite your order. We find it particularly helpful with directional or patterned upholstery material. It is critical that copies of this form accompany test quantities as well as production quantities of C.O.M.

C.O.M. must be supplied in continuous yardage.

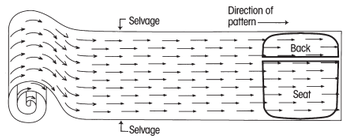

C.O.M., C.O.L. and C.O.V. Testing
KI will require for testing actual yardage to upholster one chair. The testing requirements depend on which chair you have selected on your order.

Test samples will be applied to the order and will be held for 6 months if needed. After 6 months, the sample can no longer be applied to your order. For all products to be tested, send test samples for approval to:

KI
Attn: C.O.M. Specialist
1687 Westminster Drive, Gate 3
Green Bay WI 54302

To expedite the procedure, attach a copy of the "C.O.M. Information Form" on this page.

All C.O.M., C.O.L. and C.O.V. must be labeled with the purchase order number.

C.O.M., C.O.L. and C.O.V. Production
Customer's fabrics and leathers must be approved prior to acceptance for production. Upon test approval, a 1' square sample swatch of upholstery material must accompany the order. KI assumes no responsibility for wear, defects or performance of customer's own fabrics, vinyl or leather. C.O.M., C.O.L. and C.O.V. orders are available on a deferred delivery basis.

Orders for production of C.O.M., C.O.L. and C.O.V. upholstered products are not scheduled for processing until upholstery material is received. Upon receipt, KI will provide an acknowledgement and an estimated shipping date.

KI recommends that leather be ordered in yardage. Leather must be usable. The outer edges cannot be calculated as square feet or yardage.

The C.O.M., C.O.L. and C.O.V. yardage requirements accompanying products in the pricing section are for 10 chairs/seats or less, 54" wide nondirectional material. On larger orders, less material is required.

For exact production yardage requirements, call 1-800-424-2432, ext. 2707.

C.O.M., C.O.L. and C.O.V. Order Processing
For products shipped from Green Bay, WI facility, ship upholstery material to:

KI
Attn: C.O.M. Storage
1687 Westminster Drive, Gate 3
Green Bay, WI 54302

T

For products shipped from Bonduel, WI facility, ship material to:

KI
Attn: C.O.M. Storage
204 West South Street
Bonduel, WI 54107

For products shipped from Ontario, CA facility, ship material to:

Avail/Impress/Kismet/Medical & Laboratory Stools/Pilot
Attn: C.O.M. Storage
1110 S. Mildred Ave.
Ontario, CA 91761

Intricate Patterns
In the event of specific requirements for positioning of intricate patterns or pattern repeats on seats and backrests, provide a sketch noting requirements, as in Diagram B, along with materials for testing, and with the order.

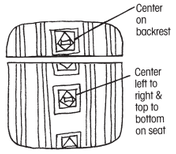

Diagram B

Treated Materials
If C.O.M. requires processing such as Scotchgard® or acrylic backing, it often shrinks. To prevent delays in delivery or back ordering due to shrinkage, please have your processor remeasure after processing and assure adequate yardage shipment.

Split Orders
If a portion of the shipment which does not require C.O.M., C.O.L. or C.O.M. applications is to be processed and shipped early, KI will enter the order immediately at your request. These split shipments are subject to minimum order changes.

Contact the C.O.M. Specialist at 1-800-424-2432, ext. 2707, with questions or to verify a split order.

Excess Upholstery Material
KI will dispose of excess upholstery material at the time of shipment unless expressly requested to return it with the product shipment.

Cancelled or Changed Orders
KI assumes no responsibility for extra C.O.M., C.O.L. or C.O.V. material due to a change of upholstery or cancellation of an order. It is the customer's responsibility to arrange for return of this material.

C.O.M., C.O.L and C.O.V. Information Form

A copy of this form should accompany test requests and production orders. Please fill it out completely, and, if your order has been acknowledged, provide the acknowledgement number.

Purchasing Agent (Dealer or buying organization)

Attention

Address

City State Zip

Project Name

Type of seating and number of units of each type

Please see information below and check the appropriate box.

☐ Submitted for testing.

Purchase Order Number

☐ Test approved. Submitted for production.

KI Acknowledgement Number

In all instances, send this form to the C.O.M. Specialist.

☐ A Selvage Top and Bottom



☐ B Selvage Side and Side



C.O.M. SHIPPING LOCATION

Architectural Walls
- Evoke ..... MN
- Genius Walls ..... MN

Casegoods
- Aristotle Tackboards ..... MN
- Likha Tackboards ..... MN

Classroom Furniture
- Intellect Wave Chairs ..... GB
- Learn2 ..... GB
- Ruckus ..... GB

Desking
- 700 Series Desking ..... KP
- Balance Overheads ..... MN
- Genesis Desking ..... MN
- True Desking ..... KP
- Universal Overheads ..... MN
- WorkZone Desking ..... MN

Files & Storage
- 700 Series Pedestal Cushion ..... GB
- Connection Zone Pads ..... BW
- U-Series Pedestal Cushion ..... GB
- Tattoo ..... BW

Fixed Seating
- Concerto Auditorium Seating ..... BW
- Single Pedestal Seating ..... GB
- Jury Base Seating ..... GB
- Lancaster Auditorium Seating ..... BW
- Sequence Seating ..... GB
- University Seating ..... GB

Panel Systems
- All Terrain ..... KP
- Balance Overheads ..... MN
- System 3000 ..... MN
- Universal Overheads ..... MN
- Wireworks ..... MN
- Unite ..... MN

Residence Hall Furniture
- RoomScape Furniture ..... MN

Screens
- All Terrain ..... KP
- Connection Zone ..... BW
- True/Volition ..... KP
- Genesis ..... KP
- Tattoo ..... MN
- Universal ..... BW

Seating
- 400 Series Folding Chairs ..... BW
- 600 Series Folding Chairs ..... BW
- 600 Series Stools ..... BW
- Affina Collection ..... HN
- Altus Task Chairs ..... GB
- Apply Stack Chairs ..... GB
- Auditorium Folding Chairs ..... BW
- Calida Lounge Seating ..... HN
- Diem Task Chairs ..... OM
- Doni Collection ..... GB
- FourC Seating ..... GB
- Gladly Lounge Seating ..... VQ
- Grazie Seating ..... GB
- Hiatus Sleeper Bench ..... HN
- Hub Modular Lounge Seating ..... HN
- Impress Task Chairs ..... OM
- Impress Ultra Task Chairs ..... OM
- Jessa Lounge Seating ..... HN
- Jubilee Lounge Seating ..... VQ
- Katera Guest Chair ..... GB
- Kurv Benches ..... HN
- LaResta Day Beds ..... HN
- LimeLite ..... GB
- Lyra Lounge Seating ..... HN
- Maestro Stack Chairs ..... GB
- Matrix Stack Chairs ..... GB
- Medical & Laboratory Stools ..... OM
- MyPlace Lounge Seating ..... HN
- MyWay Seating ..... HN
- Oath Task Chairs and Stools ..... GB
- Opt4 ..... GB
- Pilot Task Chairs ..... OM
- Promenade Seating System ..... BW
- Ruckus ..... GB
- Sela Lounge Seating ..... HN
- Sift Task Chairs ..... GB
- Signia Task Chairs and Stools ..... OM
- Soltice Metal Collection ..... HN
- Soltice Multiple, Healthcare & Guest ..... HN
- Soltice II Healthcare Seating ..... HN
- Strive Multiple, Stack & Task ..... GB
- Sway ..... BW
- Tattoo ..... HN
- Torsion-on-the-Go! Nesting Chairs ..... GB
- Torsion Air Stack and Task Seating ..... GB
- Zoetry ..... HN

KI Manufacturing Sites - Customer's Own Material Shipment Manufacturing Site Addresses

BW
KI Bonduel
Attn: COM Storage
204 West South St.
Bonduel, WI 54107

HN
KI High Point
Attn: COM Storage
217 Feld Avenue
High Point, NC 27263

MN
KI Manitowoc
Attn: COM Storage
1400 S. 41st St.
Manitowoc, WI 54220

VQ
KI
Attn: COM Fabrics
6892 Marlin Circle
La Palma, CA 90623

GB
KI Green Bay
Attn: COM Storage
1687 Westminster Drive - Gate 3
Green Bay, WI 54302

KP
KI Pembroke
Attn: COM Storage
1000 Olympic Dr.
Pembroke, Ontario K8A6X7

OM
KI
Attn: COM Storage
1110 S. Mildred Ave.
Ontario, CA 91761

© 2022 Krueger International Inc. All Rights reserved. Code KI-FF-000059/KI/PDF/0822

Torsion Air™ Nesting Chairs
General Information

Torsion Air™ Nesting Chairs
General Information

	 Armless Chair (TANNA)	 Arm Chair (TANWA)	 Piretti Tablet Arm Chair (TANTARPT)	 Flip-up Tablet Arm Chair (TANTARFD)
Features				
Back flex	•	•	•	•
Flip-up seat	•	•	•	•
Nesting	•	•	•	•
Casters	•	•	•	•
General Dimensions				
Seat width	17"	17"	17"	17"
Seat depth	18-1/2"	18-1/2"	18-1/2"	18-1/2"
Seat height	18"	18"	18"	18"
Back width	17"	17"	17"	17"
Back height	16"	16"	16"	16"
Overall Dimensions				
Width	23-7/8"	23-7/8"	25"	27"
Depth	24-1/4"	24-1/4"	30-1/4"	31"
Height	33-1/2"	33-1/2"	33-1/2"	33-1/2"
Top of arm to floor		24-7/8"	28-1/2"	28"
Depth of nesting (two chairs)	28"	28"	34"	35"
Depth of each additional chair	7-1/2"	7-1/2"	7-1/2"	7-1/2"

SPECIFICATIONS

Frame
The frame is made up of four legs welded to a steel mechanism tube. The legs are 1"diameter, 13-gauge high-strength low alloy steel tubing.

Leg Finishes
Baked on electrostatically applied 45 sheen epoxy powder coating or bright nickel chrome plating.

Casters/Glides
Double wheels (60mm) of high-impact thermo-plastic. High-impact plastic frame. Carpet and hard floor casters are always black. Bell glide (2" high) made of high-impact plastic also available, black only.

Seat and Backrest
Seat is two-piece construction of molded plywood upholstery board with a molded compound curved polypropylene shroud with a textured finish. Seat is always upholstered. Foam (1-3/4") is applied to the molded plywood upholstery board. Fabric is then upholstered over the foam. Backrest is available in either a poly or upholstered version. Backrest frame is molded glass-reinforced nylon. Mesh fabric is 100% polyester. Backrest has an integral "handle."

Seat flips up to allow chairs to nest for storage and transport.

Seat and back are field replaceable.

Backrest Supports
Two welded steel backrest supports attach the backrest to the torsion mechanism.

Torsion Mechanism
The back flex is achieved by the torsion mechanism. It consists of two flat torsion springs captured at both ends by steel bushings that are welded to the backrest supports. The torsion mechanism creates gradually increasing resistance over the full 12° of back flex.

Arms
Armcaps are made of polypropylene. Armrests rotate with the back. Armcaps are field replaceable.

Flip-Up Tablet
Available on RH or LH side. The tablet arm support structure is 1-inch diameter, 13-gauge tubing, welded to the main chair frame. A formed steel hinge is welded to the top of the support structure and secured with screws to the underside of the writing surface. Writing surface is nominally 9-1/2" x 20-3/4" x 12-1/2" plywood core of 5/8" thick, 11-ply hardwood, surfaced with 0.030" high-pressure laminate top and plain backer undersurface. Edges are lacquered and sealed. When so equipped, and with the tablet flipped up, chairs will nest with other Torsion Air chairs with tablets, or without.

Piretti Tablet
Available on RH or LH side. The tablet support is 1-3/16"OD x 14-gauge round steel tubing. The support is welded to the chair frame. The tablet mechanism consists of two die cast aluminum housings and a stamped steel hinge assembly. The main housing is mounted inside the steel support tube and secured with a thread-forming screw. The mechanism has two through-bolted pivot axes with bushing that allow stowing. The mechanism permits 12 degrees of horizontal rotation for ingress/egress without stowing the tablet. With the tablet stowed, the chair will nest with other Torsion Air chairs with or without tablets. The tablet is made from blow-molded high-density polyethylene and is only available in black. The tablet is connected to the mechanism and supported by a 12-gauge steel plate. The tablet has an effective working surface 12" deep by 16" across (overall dimensions are 12" deep by 22" across).

INFORMATION

C.O.M Testing and Production Requirements
Not all materials are suitable for upholstering this product. A 3/4 yd. x 54" sample must be submitted and approved prior to acceptance of an order. If the fabric is directional in pattern or weave, the direction must be indicated on the submitted sample, and additional yardage may be requested.

Test samples must be sent to:

KI
Attn: C.O.M. Specialist
1687 Westminster Drive - Gate 3
Green Bay, WI 54302

Fabric Disclaimer
Fabric will be applied as swatched by the fabric manufacturer. Fabric that is required to be applied differently than is swatched will need a Product Modification Request written specifying the direction the fabric is to be applied.

INFORMATION

Warranty
Refer to KI Terms & Conditions document or visit ki.com

Torsion Air® Nesting Chairs
Color Options

Torsion Air® Nesting Chairs
Color Options

Frame Color

Black	BL
Blue Grey	GR
Bronze Metallic	ZM
Cayenne	CY
Champagne Metallic	CM
Chrome	CH
Cool Grey	CG
Cottonwood	CO
Earthen Clay	EY
Espresso Metallic	EX
Everglade Shade	EV
Flannel	FN
Glitz Metallic	GZ
Hazy Jade	HJ
Honey Bee	HY
Light Tone	LG
Mardi Gras	MG
Misty Brown	MY
Nemo	NE
Nordic	ND
Purple Haze	PH
Rubber Ducky	RK
Sand	SA
Starlight Silver Metallic	SX
Surf's Up	SP
Twilight Shadow	TI
Ultra Blue	UB
Warm Grey	WG
Zesty Lime	ZL

Back Mesh

Black	BLMH
Grey	GRMH

Tablet Arm Color - Piretti Tablet

Black	LBK

Finish Cards
View color swatches for items listed within this document.

Paints **Wood/Veneer** **Molded Edges** **Hard Plastics**
Plastics/Poly **Laminates** **Edge Styles** **Glass**

Certain options referenced may not be available on GSA Schedule.

Torsion Air® Nesting Chairs
Nesting Chairs

Torsion Air® Nesting Chairs
Nesting Chairs

	MODEL	Features	MODEL NUMBER: Basic Model	Frame Color	Tablet Arm Color	Base	Upholstery Color	Fire Code	Mesh Color	Approx. Packaged Weight	Delivered Pricing Fabric Grade 1 & C.O.M.	Delivered Pricing Fabric Grade 2	Delivered Pricing Fabric Grade 3	Delivered Pricing Vinyl Group 2V	Delivered Pricing Pallas Fabric Group P0	Delivered Pricing Pallas Fabric Group P1	Delivered Pricing Pallas Fabric Group P2	Delivered Pricing Pallas Fabric Group P3	Delivered Pricing Pallas Fabric Group P4
	**Armless Chair** • Back flex • Mesh back		TANNA	□□		□	□□□□□	□□	□□□□	24.0#	$ 920	$ 939	$ 957	$ 957	$ 968	$ 1018	$ 1038	$ 1065	$ 1098
	TANC																		
	**Arm Chair** • Back flex • Mesh back		TANWA	□□		□	□□□□□	□□	□□□□	25.0#	$ 956	$ 982	$ 996	$ 996	$ 1004	$ 1055	$ 1078	$ 1102	$ 1137
	TANC																		
	**Flip-up Tablet Arm Chair** • Back flex • Mesh back	Flip Tablet, Left Hand	TANTALFT	□□	□□□	□	□□□□□	□□	□□□□	29.0#	$ 1182	$ 1201	$ 1221	$ 1221	$ 1230	$ 1281	$ 1305	$ 1328	$ 1361
		Flip Tablet, Right Hand	TANTARFT	□□	□□□	□	□□□□□	□□	□□□□	29.0#	1182	1201	1221	1221	1230	1281	1305	1328	1361
	TANC																		

Ⓐ Ⓑ Ⓒ Ⓓ Ⓔ Ⓕ Ⓖ

HOW TO ORDER

Indicate the following information on order form:
1. Quantity of each item.
2. Model number, including options. See “How To Build a Model Number”.
3. Any special service required.

Note: • The □ indicates that a choice is required.
- The absence of the □ indicates that no choice is required.
- Alpha-numeric characters in place of □ indicate that no other alternatives are available.

HOW TO BUILD A MODEL NUMBER

Ⓐ Select basic model.

Ⓑ Select frame color.
Refer to the **Product Color Options** page in this price list.

Ⓒ Select tablet arm color.
Refer to the **Product Color Options** page in this price list.

Ⓓ Select base option.

G	- Bell glides (black only)
C	- Carpet casters (black only)
S	- Hard floor casters (black only)

Ⓔ Select upholstery grade/color.
Refer to **ki.com/fabrics**

Ⓕ Select fire code.

NFR	- Compliance to TB 117-2013
FR	- Compliance to TB 133

Ⓖ Select back mesh color.

BLMH	- Black
GRMH	- Grey

Refer to **ki.com/fabrics**

UPHOLSTERY INFORMATION

C.O.M. Upholstery
C.O.M. requirement for 10 chairs or less is 3/4 yard per chair of 54” wide nondirectional fabric. For orders of 11 of more chairs and for complete information on ordering C.O.M., see “Ordering C.O.M., C.O.V. and C.O.L.” section.

OPTIONS

California TB133 Fire Safety Code
For California Technical Bulletin 133 compliant models, add the following upcharge:
Added Lead Time=1 week
Added list price=$64

SPECIAL SERVICES

Special Carton Marking

With specially marked information	N/C

Shipping
Ships **assembled, FOB Green Bay, WI 54302, freight prepaid.** Freight class 125.

Specifications and prices are subject to change without prior notice.

Torsion Air® Nesting Chairs
Nesting Chairs

Torsion Air® Nesting Chairs
Nesting Chairs

	MODEL	Features	MODEL NUMBER: Basic Model	Frame Color	Base	Upholstery Color	Fire Code	Mesh Color	Approx. Packaged Weight	Delivered Pricing Fabric Grade 1 & C.O.M.	Delivered Pricing Fabric Grade 2	Delivered Pricing Fabric Grade 3	Delivered Pricing Vinyl Group 2V	Delivered Pricing Pallas Fabric Group P0	Delivered Pricing Pallas Fabric Group P1	Delivered Pricing Pallas Fabric Group P2	Delivered Pricing Pallas Fabric Group P3	Delivered Pricing Pallas Fabric Group P4
	**Piretti Tablet Arm Chair** • Back flex • Mesh back	Piretti Tablet, Left Hand	TANTALPT	□□	□	□□□□□	□□	□□□□	34.0#	$ 1325	$ 1345	$ 1364	$ 1364	$ 1375	$ 1423	$ 1448	$ 1472	$ 1507
		Piretti Tablet, Right Hand	TANTARPT	□□	□	□□□□□	□□	□□□□	34.0#	1325	1345	1364	1364	1375	1423	1448	1472	1507
			Ⓐ	Ⓑ	Ⓒ	Ⓓ	Ⓔ	Ⓕ										

TANC

HOW TO ORDER

Indicate the following information on order form:
1. Quantity of each item.
2. Model number, including options. See “How To Build a Model Number”.
3. Any special service required.

Note: • The □ indicates that a choice is required.
- The absence of the □ indicates that no choice is required.
- Alpha-numeric characters in place of □ indicate that no other alternatives are available.

HOW TO BUILD A MODEL NUMBER

Ⓐ Select basic model.

Ⓑ Select frame color.
Refer to the **Product Color Options** page in this price list.

Ⓒ Select base option.

G	- Bell glides (black only)
C	- Carpet casters (black only)
S	- Hard floor casters (black only)

Ⓓ Select upholstery grade/color.
Refer to **ki.com/fabrics**

Ⓔ Select fire code.

NFR	- Compliance to TB 117-2013
FR	- Compliance to TB 133

Ⓕ Select back mesh color.

BLMH	- Black
GRMH	- Grey

Refer to **ki.com/fabrics**

UPHOLSTERY INFORMATION

C.O.M. Upholstery
C.O.M. requirement for 10 chairs or less is 3/4 yard per chair of 54” wide nondirectional fabric. For orders of 11 of more chairs and for complete information on ordering C.O.M., see “Ordering C.O.M., C.O.V. and C.O.L.” section.

SPECIAL SERVICES

Special Carton Marking

With specially marked information	N/C

Shipping
Ships **assembled, FOB Green Bay, WI 54302, freight prepaid.** Freight class 125.

Specifications and prices are subject to change without prior notice.

Torsion Air® Stack Seating
General Information



Four-Leg Armless Chair (TALNA)



Four-Leg Arm Chair (TALWA)



Four-Leg Standard Tablet Arm Chair (TALTAR)

Features			
Back flex	•	•	•
Stackable	•	•	
General Dimensions			
Seat width	17"	17"	17"
Seat depth	18-1/2"	18-1/2"	18-1/2"
Seat height	18"	18"	18"
Back width	17"	17"	17"
Back height	16"	16"	16"
Overall Dimensions			
Width	21"	23-1/2"	23"
Depth	23-3/4"	23-3/4"	29-3/4"
Height	34"	34"	34"
Top of arm to floor		25-1/2"	28"
Stacking on Dolly			
Quantity/height	5 Chairs/55" High	5 Chairs/55" High	
Floor space	22-1/2" x 25-1/2"	23-1/2" x 25-1/2"	
Stacking on Floor			
Quantity/height	4 Chairs/45" High	4 Chairs/45" High	4 Chairs/45" High
Floor space	21" x 32"	23-1/2" x 32"	23-1/2" x 32"



Standard Flip-Up Tablet Arm

Torsion Air® Stack Seating
General Information



Sled Base Armless Chair (TASNA)



Sled Base Arm Chair (TASWA)

Sled Base Standard Tablet Arm Chair (TASTAR)

Features			
Back flex	•	•	•
Stackable	•	•	
General Dimensions			
Seat width	17"	17"	17"
Seat depth	18-1/2"	18-1/2"	18-1/2"
Seat height	18"	18"	18"
Back width	17"	17"	17"
Back height	16"	16"	16"
Overall Dimensions			
Width	21"	23-1/2"	23"
Depth	23-3/4"	23-3/4"	29-3/4"
Height	34"	34"	34"
Top of arm to floor		25-1/2"	28"
Stacking on Dolly			
Quantity/height	5 Chairs/55" High	5 Chairs/55" High	
Floor space	22-1/2" x 25-1/2"	23-1/2" x 25-1/2"	
Stacking on Floor			
Quantity/height	4 Chairs/45" High	4 Chairs/45" High	
Floor space	21" x 32"	23-1/2" x 32"	

SPECIFICATIONS

Seat and Backrest
Seat is a two-piece construction with a molded polypropylene liner with a molded compound curved polypropylene shroud with a textured finish. Seat is always upholsted. Foam (1-1/2") is applied to the molded polypropylene liner. Fabric is then upholstered over the foam. Backrest frame is molded glass-reinforced nylon. Mesh fabric is 100% polyester. Seat and backrest are field-replaceable.

Back/Arm Supports
Two welded steel backrest supports attach the backrest to the torsion mechanism. If so equipped, optional armrest structure is integral to the backrest support. Armcaps are polypropylene and are field-replaceable.

Full Sled Base Frame (TAS)
The sled base frame consists of two segments of 3/4" 16-gauge seam welded tubular steel and two steel seat supports.

Four Leg Frame (TAL)
The four leg frame consists of two U-shaped sections, one front and one rear, welded together with two support brackets to form the four leg chair. The sections are formed of 15/16" 15-gauge seam welded tubular steel.

Leg Finishes
Baked-on, electrostatically-applied powder-coating, or bright nickel-chrome plating.

Standard Tablet Arms
5/8" 11-ply plywood tablet with high-pressure laminate surface and lacquered edge. Tablet arm support matches frame color. Seating clearance is 13 1/2". Standard tablet measures 19 1/2" long and 12 3/4" wide.

Torsion Mechanism
The back flex is achieved by the torsion mechanism. It consists of two flat torsion springs captured at both ends by steel bushings that are welded to the backrest supports. The torsion mechanism creates gradually increasing resistance over the full 12° of back flex.

Stacking Vinyl Upholstered Chairs
It is recommended that chairs to be stacked be covered in material other than vinyl as an impression in the seat may result. KI does not warrant the effects of stacking on stock or C.O.M. vinyl upholstery.

Stacking Vinyl, Polyurethane, and Imitation Leather Upholstered Chairs
It is recommended that chairs to be stacked be covered in material other than vinyl, polyurethane, or imitation leather as an impression in the seat may result. KI does not warrant the effects of stacking on stock or C.O.M. vinyl, polyurethane, or imitation leather upholstery.

Transport Dolly
Tubular and plate steel welded together. 5" casters; two fixed, two swivel. Powder coated finish. Two distinct dollies are available; one for full Sled Base, and one for Four Leg.

Universal Dolly Handle
Tubular steel and plate steel construction. Handle is powder coated. Field-assembled to dolly.

INFORMATION

C.O.M Testing and Production Requirements
Not all materials are suitable for upholstering this product. A 3/4 yd. x 54" sample must be submitted and approved prior to acceptance of an order. If the fabric is directional in pattern or weave, the direction must be indicated on the submitted sample, and additional yardage may be requested.

Test samples must be sent to:

KI
Attn: C.O.M. Specialist
1687 Westminster Drive - Gate 3
Green Bay, WI 54302

Fabric Disclaimer
Fabric will be applied as swatched by the fabric manufacturer. Fabric that is required to be applied differently than is swatched will need a Product Modification Request written specifying the direction the fabric is to be applied.

INFORMATION

Warranty
Refer to KI Terms & Conditions document or visit ki.com

Torsion Air® Stack Seating
Color Options

Torsion Air® Stack Seating
Color Options

Frame Color

Black	BL
Blue Grey	GR
Bronze Metallic	ZM
Cayenne	CY
Champagne Metallic	CM
Chrome	CH
Cool Grey	CG
Cottonwood	CO
Earthen Clay	EY
Espresso Metallic	EX
Everglade Shade	EV
Flannel	FN
Glitz Metallic	GZ
Hazy Jade	HJ
Honey Bee	HY
Light Tone	LG
Mardi Gras	MG
Misty Brown	MY
Nemo	NE
Nordic	ND
Purple Haze	PH
Rubber Ducky	RK
Sand	SA
Starlight Silver Metallic	SX
Surf's Up	SP
Twilight Shadow	TI
Ultra Blue	UB
Warm Grey	WG
Zesty Lime	ZL

Back Mesh

Black	BLMH
Grey	GRMH

Tablet Arm Color - Piretti Tablet

Black	LBK

Tablet Arm Color - Laminate Flip and G-Tablet

Belair	LBQ
Biltmore Cherry	LBT
Black	LBK
Brighton Walnut	LBW
Canyon Zephyr	LCA
Castle Oak	LCO
Casual Linen	LCU
Cherry Storm	LCX
Classic Linen	LCI
Cloud Zephyr	LCL
Cocobala	LCC
Crisp Linen	LRI
Desert Zephyr	LDZ
Dove Grey	LDG
Fired Steel	LIL
Flax Linen	LXF
Florence Walnut	LFC
Forged Steel	LOL
Friston Ash	LFH
Frosty White	LFW
Graphite Nebula	LGN
Grey	LGE
High Rise	LHE
Hollyberry	LHY
Irish Linen	LIH
Island	LID
Italian Silver Ash	LIT
Kensington Maple	LKM
Lapis Blue	LLB
Markerboard White	LMK
Misted Zephyr	LMR
Monticello Maple	LMT
Nickel Evolv	LNV
North Sea	LNA
Ocean	LON
Pearl Bisque	LPB
Pearl Silver	LPS
Pressed Linen	LPR
River Cherry	LRY
Rugged Linen	LRG
Satin Stainless	LSS
Shadow Zephyr	LSR
Silicon evolv	LSV
Sterling Ash	LAZ
Tailored Linen	LTL
Titanium evolv	LTV
White Nebula	LWL
White Sand	LWN
Windsor Mahogany	LWY

Finish Cards
View color swatches for items listed within this document.

Paints **Wood/Veneer** **Molded Edges** **Hard Plastics**
Plastics/Poly **Laminates** **Edge Styles** **Glass**

Certain options referenced may not be available on GSA Schedule.

Torsion Air® Stack Seating
Stack Chairs

Torsion Air® Stack Seating
Stack Chairs

	MODEL	Features	MODEL NUMBER: Basic Model	Frame Color	Tablet Arm Color	Glide Option	Upholstery Color	Fire Code	Mesh Color	Approx. Packaged Weight	Delivered Pricing Fabric Grade 1 & C.O.M.	Delivered Pricing Fabric Grade 2	Delivered Pricing Fabric Grade 3	Delivered Pricing Vinyl Group 2V	Delivered Pricing Pallas Fabric Group P0	Delivered Pricing Pallas Fabric Group P1	Delivered Pricing Pallas Fabric Group P2	Delivered Pricing Pallas Fabric Group P3	Delivered Pricing Pallas Fabric Group P4
 TALC	**Four-Leg Armless Chair** • Back flex • Mesh back • Stacking		TALNA	☐☐		☐	☐☐☐☐☐	☐☐	☐☐☐☐	18.0#	$ 681	$ 699	$ 719	$ 719	$ 731	$ 781	$ 801	$ 829	$ 862
 TALC	**Four-Leg Arm Chair** • Back flex • Mesh back • Stacking		TALWA			☐	☐☐☐☐☐	☐☐	☐☐☐☐	20.0#	$ 718	$ 735	$ 760	$ 760	$ 767	$ 814	$ 839	$ 865	$ 897
 TALC	**Four-Leg Tablet Arm Chair** • Back flex • Mesh back • Stacking	Standard Tablet, Left Hand	TALTAL	☐☐	☐☐☐	☐	☐☐☐☐☐	☐☐	☐☐☐☐	28.0#	$ 944	$ 960	$ 986	$ 986	$ 993	$ 1041	$ 1065	$ 1089	$ 1125
		Standard Tablet, Right Hand	TALTAR	☐☐	☐☐☐	☐	☐☐☐☐☐	☐☐	☐☐☐☐	28.0#	944	960	986	986	993	1041	1065	1089	1125

Ⓐ Ⓑ Ⓒ Ⓓ Ⓔ Ⓕ Ⓖ

HOW TO ORDER

Indicate the following information on order form:
1. Quantity of each item.
2. Model number, including options. See “How To Build a Model Number”.
3. Any special service required.

Note: • The ☐ indicates that a choice is required.
- The absence of the ☐ indicates that no choice is required.
- Alpha-numeric characters in place of ☐ indicate that no other alternatives are available.

HOW TO BUILD A MODEL NUMBER

Ⓐ Select basic model.

Ⓑ Select frame color.
Refer to the **Product Color Options** page in this price list.

Ⓒ Select tablet arm color.
Refer to the **Product Color Options** page in this price list.

Ⓓ Select glide option.

P	- Plastic glides
S	- Stainless steel glides

Ⓔ Select upholstery grade/color.
Refer to **ki.com/fabrics**

Ⓕ Select fire code.

NFR	- Compliance to TB 117-2013
FR	- Compliance to TB 133

Ⓖ Select back mesh color.

BLMH	- Black
GRMH	- Grey

Refer to **ki.com/fabrics**

UPHOLSTERY INFORMATION

C.O.M. Upholstery
C.O.M. requirement for 10 chairs or less is 3/4 yard per chair of 54” wide nondirectional fabric. For orders of 11 of more chairs and for complete information on ordering C.O.M., see “Ordering C.O.M., C.O.V. and C.O.L.” section.

OPTIONS

California TB133 Fire Safety Code
For California Technical Bulletin 133 compliant models, add the following upcharge:
Added Lead Time=1 week
Added list price=$64

SPECIAL SERVICES

Special Carton Marking

With specially marked information	N/C

Shipping
Ships **assembled, FOB Green Bay, WI 54302, freight prepaid.** Freight class 125.

Specifications and prices are subject to change without prior notice.

Torsion Air® Stack Seating
Stack Chairs

Torsion Air® Stack Seating
Stack Chairs

	MODEL	Features	MODEL NUMBER: Basic Model	Frame Color	Tablet Arm Color	Upholstery Color	Fire Code	Mesh Color	Glide Option	Approx. Packaged Weight	Delivered Pricing Fabric Grade 1 & C.O.M.	Delivered Pricing Fabric Grade 2	Delivered Pricing Fabric Grade 3	Delivered Pricing Vinyl Group 2V	Delivered Pricing Pallas Fabric Group P0	Delivered Pricing Pallas Fabric Group P1	Delivered Pricing Pallas Fabric Group P2	Delivered Pricing Pallas Fabric Group P3	Delivered Pricing Pallas Fabric Group P4
	**Sled Base Armless Chair** • Back flex • Mesh back • Stacking		TASNA	☐☐		☐☐☐☐☐	☐☐	☐☐☐☐	☐☐☐	18.0#	$ 681	$ 699	$ 719	$ 719	$ 731	$ 781	$ 801	$ 829	$ 862
TASC																			
	**Sled Base Arm Chair** • Back flex • Mesh back • Stacking		TASWA	☐☐		☐☐☐☐☐	☐☐	☐☐☐☐	☐☐☐	20.0#	$ 718	$ 735	$ 760	$ 760	$ 767	$ 814	$ 839	$ 865	$ 897
TASC																			
	**Sled Base Tablet Arm Chair** • Back flex • Mesh back • Nonstacking	Standard Tablet, Left Hand	TASTAL	☐☐	☐☐☐	☐☐☐☐☐	☐☐	☐☐☐☐	☐☐☐	28.0#	$ 944	$ 960	$ 986	$ 986	$ 993	$ 1041	$ 1065	$ 1089	$ 1125
		Standard Tablet, Right Hand	TASTAR	☐☐	☐☐☐	☐☐☐☐☐	☐☐	☐☐☐☐	☐☐☐	28.0#	944	960	986	986	993	1041	1065	1089	1125
TASC																			

Ⓐ Ⓑ Ⓒ Ⓓ Ⓔ Ⓕ Ⓖ

HOW TO ORDER

Indicate the following information on order form:
1. Quantity of each item.
2. Model number, including options. See “How To Build a Model Number”.
3. Any special service required.

Note: • The ☐ indicates that a choice is required.
- The absence of the ☐ indicates that no choice is required.
- Alpha-numeric characters in place of ☐ indicate that no other alternatives are available.

HOW TO BUILD A MODEL NUMBER

Ⓐ Select basic model.

Ⓑ Select frame color.
Refer to the **Product Color Options** page in this price list.

Ⓒ Select tablet arm color.
Refer to the **Product Color Options** page in this price list.

Ⓓ Select upholstery grade/color.
Refer to **ki.com/fabrics**

Ⓔ Select fire code.

NFR	- Compliance to TB 117-2013
FR	- Compliance to TB 133

Ⓕ Select back mesh color.

BLMH	- Black
GRMH	- Grey

Refer to **ki.com/fabrics**

Ⓖ Select glide option.

N	- No glides
GNM	- Non-marring glides
GNS	- Non-skid glides
GBL	- Plastic glides
GSS	- Stainless steel glide

UPHOLSTERY INFORMATION

C.O.M. Upholstery
C.O.M. requirement for 10 chairs or less is 3/4 yard per chair of 54” wide nondirectional fabric. For orders of 11 of more chairs and for complete information on ordering C.O.M., see “Ordering C.O.M., C.O.V. and C.O.L.” section.

OPTIONS

California TB133 Fire Safety Code
For California Technical Bulletin 133 compliant models, add the following upcharge:
Added Lead Time=1 week
Added list price=$64

SPECIAL SERVICES

Special Carton Marking

With specially marked information	N/C

Shipping
Ships **assembled, FOB Green Bay, WI 54302, freight prepaid.** Freight class 125.

Specifications and prices are subject to change without prior notice.

Torsion Air® Stack Seating
Dolly

Torsion Air® Stack Seating
Dolly

	MODEL	MODEL NUMBER Basic Model	Approx. Packaged Weight	Delivered Pricing
 HRDPT	**Transport Dolly for Sled Base Chairs** • For full sled base chairs • 5” casters: two fixed, two swivel • Black only	TVD.BL	30.0#	$ 564
 HRDPT	**Transport Dolly for Four-Leg Chairs** • For four-Leg chairs only • 5” casters: two fixed, two swivel • Black only	TLD.BL	31.0#	$ 564
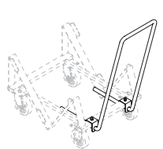 HRDPT	**Universal Dolly Handle** • Field installable • Provides convenient handle for relocating dolly when empty or loaded • Overall dolly height with handle is 37”	UDH.BL	8.0#	$ 199
		Ⓐ		

HOW TO ORDER

Indicate the following information on order form:
1. Quantity of each item.
2. Model number, including options. See “How To Build a Model Number”.
3. Any special service required.

Note: • The ☐ indicates that a choice is required.
- The absence of the ☐ indicates that no choice is required.
- Alpha-numeric characters in place of ☐ indicate that no other alternatives are available.

HOW TO BUILD A MODEL NUMBER

Ⓐ Select basic model.

Torsion Air® Task Seating
General Information









	Armless Task Chair (TAPDNA)	Task Armchair (TAPDWA)	Armless Task Stool (TASPNA)	Task Stool with Arms (TASPWA)
Features				
Back Flex	•	•	•	•
Pneumatic seat height adjustment	•	•	•	•
General Dimensions				
Seat width	17"	17"	17"	17"
Seat depth	18-1/2"	18-1/2"	18-1/2"	18-1/2"
Seat height (stools with polished aluminum base - subtract 1-3/4")	18" - 23"	18" - 23"	23" - 33-1/4"	23" - 33-1/4"
Back width	17"	17"	17"	17"
Back height	16"	16"	16"	16"
Overall Dimensions				
Depth	26-1/2"	26-1/2"	26-1/2"	26-1/2"
Height	33-1/2" x 38-1/2"	33-1/2" x 38-1/2"	38-1/2" x 48-3/4"	38-1/2" x 48-3/4"
Width	26-1/2"	26-1/2"	27-1/2"	27-1/2"
Top of arm to floor		25" - 30"		30" - 40-1/4"

SPECIFICATIONS

Seat and Backrest
Seat is a two-piece construction with a molded polypropylene liner with a molded compound curved polypropylene shroud with a textured finish. Seat is always upholsted. Foam (1-1/2") is applied to the molded polypropylene liner. Fabric is then upholstered over the foam. Backrest frame is molded glass-reinforced nylon. Mesh fabric is 100% polyester. Seat and backrest are field-replaceable.

Torsion Mechanism
The back flex is achieved by the torsion mechanism. It consists of two flat torsion springs captured at both ends by steel bushings that are welded to the backrest supports. The torsion mechanism creates gradually increasing resistance over the full 12° of back flex.

Back/Arm Supports
Two welded steel backrest supports attach the backrest to the torsion mechanism. If so equipped, optional armrest structure is integral to the backrest support. Arm caps are polypropylene and are field-replaceable.

Pedestal Casters
Double wheels of high-impact thermoplastic. High-impact plastic frame matches chair color.

Pedestal Base
26" injection-molded, glass-reinforced nylon 5-blade base. Base and cylinder are available in black. An optional polished die-cast aluminum base is available on both chairs and stools.

INFORMATION

C.O.M Testing and Production Requirements
Not all materials are suitable for upholstering this product. A 3/4 yd. x 54" sample must be submitted and approved prior to acceptance of an order. If the fabric is directional in pattern or weave, the direction must be indicated on the submitted sample, and additional yardage may be requested.

Test samples must be sent to:

KI
Attn: C.O.M. Specialist
1687 Westminster Drive - Gate 3
Green Bay, WI 54302

Fabric Disclaimer
Fabric will be applied as swatched by the fabric manufacturer. Fabric that is required to be applied differently than is swatched will need a Product Modification Request written specifying the direction the fabric is to be applied.

INFORMATION

Warranty
Refer to KI Terms & Conditions document or visit ki.com

Torsion Air® Task Seating
Color Options

Torsion Air® Task Seating
Color Options

Back Mesh Color

Black	BLMH
Grey	GRMH

Base Color

Black	BL
Polished Aluminum	PA

Polished aluminum requires an upcharge.

Base color selection includes; seat plate/mechanism and back/arm supports which are always black.

Finish Cards
View color swatches for items listed within this document.

Paints **Wood/Veneer** **Molded Edges** **Hard Plastics**
Plastics/Poly **Laminates** **Edge Styles** **Glass**

Certain options referenced may not be available on GSA Schedule.

Torsion Air® Task Seating
Chairs

Torsion Air® Task Seating
Chairs

	MODEL	MODEL NUMBER						Approx. Packaged Weight	Delivered Pricing Fabric Grade 1 & C.O.M.	Delivered Pricing Fabric Grade 2	Delivered Pricing Fabric Grade 3	Delivered Pricing Vinyl Group 2V	Delivered Pricing Pallas Fabric Group P0	Delivered Pricing Pallas Fabric Group P1	Delivered Pricing Pallas Fabric Group P2	Delivered Pricing Pallas Fabric Group P3	Delivered Pricing Pallas Fabric Group P4
		Basic Model	Base Color	Base	Fire Code	Upholstery Color	Mesh Color										
 TAPD	**Task Armless Chair** • Back flex • Mesh back • Base available in black or polished aluminum	TAPDNA	□□	□	□□□	□□□□□	□□□□	24.0#	$ 874	$ 891	$ 913	$ 913	$ 920	$ 970	$ 995	$ 1020	$ 1054
 TAPD	**Task Armchair** • Back flex • Mesh back • Base available in black or polished aluminum	TAPDWA	□□	□	□□□	□□□□□	□□□□	26.0#	$ 912	$ 930	$ 950	$ 950	$ 959	$ 1009	$ 1031	$ 1059	$ 1090
		Ⓐ	Ⓑ	Ⓒ	Ⓓ	Ⓔ	Ⓕ										

HOW TO ORDER

Indicate the following information on order form:
1. Quantity of each item.
2. Model number, including options. See “How To Build a Model Number”.
3. Any special service required.

Note: • The □ indicates that a choice is required.
- The absence of the □ indicates that no choice is required.
- Alpha-numeric characters in place of □ indicate that no other alternatives are available.

HOW TO BUILD A MODEL NUMBER

Ⓐ Select basic model.

Ⓑ Select base color.
Refer to the **Product Color Options** page in this price list.
Base color selection includes seat plate/mechanism and back/arm supports and are always black.
*Add $112 for polished aluminum base.

Ⓒ Select base option.

C	- Carpet casters
S	- Hard floor casters

Hard floor casters and glides are available only in black.

Ⓓ Select fire code.

NFR	- Compliance to TB 117-2013
FR	- Compliance to TB 133

See FR upcharge under Options.

Ⓔ Select upholstery grade/color.
Refer to **ki.com/fabrics**

Ⓕ Select back mesh color.

BLMH	- Black
GRMH	- Grey

Refer to **ki.com/fabrics**

UPHOLSTERY INFORMATION

C.O.M. Upholstery
C.O.M. requirement for 10 chairs or less is 3/4 yard per chair of 54” wide nondirectional fabric. For orders of 11 or more chairs, and for complete information on ordering C.O.M., see “Ordering C.O.M., C.O.V. and C.O.L.” section.

OPTIONS

California TB133 Fire Safety Code
The above seating products can be manufactured using the appropriate flame-retardant materials for compliance to California Technical Bulletin 133.

Added Lead Time=1 week
Added list price=$64

SPECIAL SERVICES

Special Carton Marking

With specially marked information	N/C

Shipping
Ships **knocked down, FOB Green Bay, WI 54302, freight prepaid.** Freight class 100.

Specifications and prices are subject to change without prior notice.

Torsion Air® Task Seating
Stools

Torsion Air® Task Seating
Stools

	MODEL	MODEL NUMBER						Approx. Packaged Weight	Delivered Pricing Fabric Grade 1 & C.O.M.	Delivered Pricing Fabric Grade 2	Delivered Pricing Fabric Grade 3	Delivered Pricing Vinyl Group 2V	Delivered Pricing Pallas Fabric Group P0	Delivered Pricing Pallas Fabric Group P1	Delivered Pricing Pallas Fabric Group P2	Delivered Pricing Pallas Fabric Group P3	Delivered Pricing Pallas Fabric Group P4
		Basic Model	Base Color	Base	Fire Code	Upholstery Color	Mesh Color										
 TASP	**Task Armless Stool** • Back flex • Mesh back • Base available in black or polished aluminum	TASPNA	□□	□	□□□	□□□□□	□□□□	29.0#	$ 999	$ 1020	$ 1038	$ 1038	$ 1051	$ 1098	$ 1122	$ 1146	$ 1180
 TASP	**Task Stool with Arms** • Back flex • Mesh back • Base available in black or polished aluminum	TASPWA	□□	□	□□□	□□□□□	□□□□	31.0#	$ 1037	$ 1059	$ 1078	$ 1078	$ 1089	$ 1137	$ 1159	$ 1183	$ 1219

Ⓐ Ⓑ Ⓒ Ⓓ Ⓔ Ⓕ

HOW TO ORDER

Indicate the following information on order form:
1. Quantity of each item.
2. Model number, including options. See “How To Build a Model Number”.
3. Any special service required.

Note: • The □ indicates that a choice is required.
- The absence of the □ indicates that no choice is required.
- Alpha-numeric characters in place of □ indicate that no other alternatives are available.

HOW TO BUILD A MODEL NUMBER

Ⓐ Select basic model.

Ⓑ Select base color.
Refer to the **Product Color Options** page in this price list.
Base color selection includes seat plate/mechanism and back/arm supports and are always black.
*For polished aluminum selection add $112

Ⓒ Select base option.

C	- Carpet casters
S	- Hard floor casters

Hard floor casters and glides are available only in black.

Ⓓ Select fire code.

FR	- Compliance to TB 133
NFR	- Compliance to TB 117-2013

See FR upcharge under Options.

Ⓔ Select upholstery grade/color.
Refer to **ki.com/fabrics**

Ⓕ Select back mesh color.

BLMH	- Black
GRMH	- Grey

Refer to **ki.com/fabrics**

UPHOLSTERY INFORMATION

C.O.M. Upholstery
C.O.M. requirement for 10 chairs or less is 3/4 yard per chair of 54” wide nondirectional fabric. For orders of 11 or more chairs, and for complete information on ordering C.O.M., see “Ordering C.O.M., C.O.V. and C.O.L.” section.

OPTIONS

California TB133 Fire Safety Code
The above seating products can be manufactured using the appropriate flame-retardant materials for compliance to California Technical Bulletin 133.

Added Lead Time=1 week
Added list price=$64

SPECIAL SERVICES

Special Carton Marking

With specially marked information	N/C

Shipping
Ships **knocked down, FOB Green Bay, WI 54302, freight prepaid.** Freight class 100.

Specifications and prices are subject to change without prior notice.

1330 Bellevue Street
P.O. Box 8100
Green Bay, WI 54308-8100
800.424.2432
ki.com

KI and Furnishing Knowledge are registered
trademarks of Krueger International, Inc.

© 2020 Krueger International, Inc.
All Rights Reserved.
Code KI-PLW-000453/KI/PDF

Furnishing Knowledge®

TORSION ON THE GO® SEATING

PRICE LIST

January 3, 2011

Updated October 3, 2022

800.424.2432

Contents

Refer to KI Terms & Conditions document or visit ki.com.

Contents

Refer to KI Terms & Conditions document or visit ki.com.

Ordering C.O.M., C.O.L., and C.O.V.

Bonduel, Green Bay, Ontario, Tupelo and Shipping Locations 3

Torsion® on the Go®

General Information 4

Product Color Options 5

Nesting Chairs 6

Ordering COM, COL and COV
Information

Ordering COM, COL and COV
Information

How to Specify C.O.M. Upholstery
Textile designs often have intricate patterns. Not all individuals will interpret fabric direction in the same manner.

As a standard procedure, KI cuts fabrics off the roll in a horizontal fashion as shown in Diagram A at the right. By cutting in this fashion, most waste is eliminated. Our requirements for yardage in this book are based on this type of cutting. When directional or patterned fabrics are used, they often require more yardage than solid colors.

By providing KI with a completely filled-out copy of the form on this page, we will be able to expedite your order. We find it particularly helpful with directional or patterned upholstery material. It is critical that copies of this form accompany test quantities as well as production quantities of C.O.M.

C.O.M. must be supplied in continuous yardage.

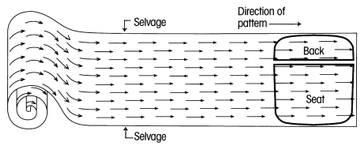

C.O.M., C.O.L. and C.O.V. Testing
KI will require for testing actual yardage to upholster one chair. The testing requirements depend on which chair you have selected on your order.

Test samples will be applied to the order and will be held for 6 months if needed. After 6 months, the sample can no longer be applied to your order. For all products to be tested, send test samples for approval to:

KI
Attn: C.O.M. Specialist
1687 Westminster Drive, Gate 3
Green Bay WI 54302

To expedite the procedure, attach a copy of the "C.O.M. Information Form" on this page.

All C.O.M., C.O.L. and C.O.V. must be labeled with the purchase order number.

C.O.M., C.O.L. and C.O.V. Production
Customer's fabrics and leathers must be approved prior to acceptance for production. Upon test approval, a 1' square sample swatch of upholstery material must accompany the order. KI assumes no responsibility for wear, defects or performance of customer's own fabrics, vinyl or leather. C.O.M., C.O.L. and C.O.V. orders are available on a deferred delivery basis.

Orders for production of C.O.M., C.O.L. and C.O.V. upholstered products are not scheduled for processing until upholstery material is received. Upon receipt, KI will provide an acknowledgement and an estimated shipping date.

KI recommends that leather be ordered in - yardage. Leather must be usable. The outer edges cannot be calculated as square feet or yardage.

The C.O.M., C.O.L. and C.O.V. yardage requirements accompanying products in the pricing section are for 10 chairs/seats or less, 54" wide nondirectional material. On larger orders, less material is required.

For exact production yardage requirements, call 1-800-424-2432, ext. 2707.

C.O.M., C.O.L. and C.O.V. Order Processing

For products shipped from Green Bay, WI facility, ship upholstery material to:

KI
Attn: C.O.M. Storage
1687 Westminster Drive - Gate 3
Green Bay, WI 54302

For products shipped from Bonduel, WI facility, ship material to:

KI
Attn: C.O.M. Storage
204 West South Street
Bonduel, WI 54107

For products shipped from Ontario, CA facility , ship material to:

Avail/Impress/Kismet/Medical & Laboratory Stools/Pilot
Attn: C.O.M. Storage
1110 S. Mildred Ave.
Ontario, CA 91761

Intricate Patterns
In the event of specific requirements for positioning of intricate patterns or pattern repeats on seats and backrests, provide a sketch noting requirements, as in Diagram B, along with materials for testing, and with the order.

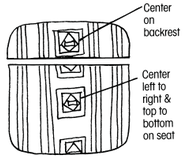

Diagram B

Treated Materials
If C.O.M. requires processing such as Scotchgard® or acrylic backing, it often shrinks. To prevent delays in delivery or back ordering due to shrinkage, please have your processor remeasure after processing and assure adequate yardage shipment.

Split Orders
If a portion of the shipment which does not require C.O.M., C.O.L. or C.O.M. applications is to be processed and shipped early, KI will enter the order immediately at your request. These split shipments are subject to minimum order changes.

Excess Upholstery Material
KI will dispose of excess upholstery material at the time of shipment unless expressly requested to return it with the product shipment.

Cancelled or Changed Orders
KI assumes no responsibility for extra C.O.M., C.O.L. or C.O.V. material due to a change of upholstery or cancellation of an order. It is the customer's responsibility to arrange for return of this material.

Contact the C.O.M. Specialist at 1-800-424-2432, ext. 2707, with questions or to verify a split order.

C.O.M., C.O.L and C.O.V. Information Form

A copy of this form should accompany test requests and production orders. Please fill it out completely, and, if your order has been acknowledged, provide the acknowledgement number.

Purchasing Agent (Dealer or buying organization)

Attention

Address

City State Zip

Project Name

Type of seating and number of units of each type

Please see information below and check the appropriate box.

☐ Submitted for testing.

Purchase Order Number

☐ Test approved. Submitted for production.

KI Acknowledgement Number

In all instances, send this form to the C.O.M. Specialist.

☐ A Selvage Top and Bottom



☐ B Selvage Side and Side



C.O.M. SHIPPING LOCATION

Architectural Walls
- Evoke ..... MN
- Genius Walls ..... MN

Casegoods
- Aristotle Tackboards ..... MN
- Likha Tackboards ..... MN

Classroom Furniture
- Intellect Wave Chairs ..... GB
- Learn2 ..... GB
- Ruckus ..... GB

Desking
- 700 Series Desking ..... KP
- Balance Overheads ..... MN
- Genesis Desking ..... MN
- True Desking ..... KP
- Universal Overheads ..... MN
- WorkZone Desking ..... MN

Files & Storage
- 700 Series Pedestal Cushion ..... GB
- Connection Zone Pads ..... BW
- U-Series Pedestal Cushion ..... GB
- Tattoo ..... BW

Fixed Seating
- Concerto Auditorium Seating ..... BW
- Single Pedestal Seating ..... GB
- Jury Base Seating ..... GB
- Lancaster Auditorium Seating ..... BW
- Sequence Seating ..... GB
- University Seating ..... GB

Panel Systems
- All Terrain ..... KP
- Balance Overheads ..... MN
- System 3000 ..... MN
- Universal Overheads ..... MN
- Wireworks ..... MN
- Unite ..... MN

Residence Hall Furniture
- RoomScape Furniture ..... MN

Screens
- All Terrain ..... KP
- Connection Zone ..... BW
- True/Volition ..... KP
- Genesis ..... KP
- Tattoo ..... MN
- Universal ..... BW

Seating
- 400 Series Folding Chairs ..... BW
- 600 Series Folding Chairs ..... BW
- 600 Series Stools ..... BW
- Affina Collection ..... HN
- Altus Task Chairs ..... GB
- Apply Stack Chairs ..... GB
- Auditorium Folding Chairs ..... BW
- Calida Lounge Seating ..... HN
- Diem Task Chairs ..... OM
- Doni Collection ..... GB
- FourC Seating ..... GB
- Gladly Lounge Seating ..... VQ
- Grazie Seating ..... GB
- Hiatus Sleeper Bench ..... HN
- Hub Modular Lounge Seating ..... HN
- Impress Task Chairs ..... OM
- Impress Ultra Task Chairs ..... OM
- Jessa Lounge Seating ..... HN
- Jubilee Lounge Seating ..... VQ
- Katera Guest Chair ..... GB
- Kurv Benches ..... HN
- LaResta Day Beds ..... HN
- LimeLite ..... GB
- Lyra Lounge Seating ..... HN
- Maestro Stack Chairs ..... GB
- Matrix Stack Chairs ..... GB
- Medical & Laboratory Stools ..... OM
- MyPlace Lounge Seating ..... HN
- MyWay Seating ..... HN
- Oath Task Chairs and Stools ..... GB
- Opt4 ..... GB
- Pilot Task Chairs ..... OM
- Promenade Seating System ..... BW
- Ruckus ..... GB
- Sela Lounge Seating ..... HN
- Sift Task Chairs ..... GB
- Signia Task Chairs and Stools ..... OM
- Soltice Metal Collection ..... HN
- Soltice Multiple, Healthcare & Guest ..... HN
- Soltice II Healthcare Seating ..... HN
- Strive Multiple, Stack & Task ..... GB
- Sway ..... BW
- Tattoo ..... HN
- Torsion-on-the-Go! Nesting Chairs ..... GB
- Torsion Air Stack and Task Seating ..... GB
- Zoetry ..... HN

KI Manufacturing Sites - Customer's Own Material Shipment Manufacturing Site Addresses

BW
KI Bonduel
Attn: COM Storage
204 West South St.
Bonduel, WI 54107

HN
KI High Point
Attn: COM Storage
217 Feld Avenue
High Point, NC 27263

MN
KI Manitowoc
Attn: COM Storage
1400 S. 41st St.
Manitowoc, WI 54220

VQ
KI
Attn: COM Fabrics
6892 Marlin Circle
La Palma, CA 90623

GB
KI Green Bay
Attn: COM Storage
1687 Westminster Drive - Gate 3
Green Bay, WI 54302

KP
KI Pembroke
Attn: COM Storage
1000 Olympic Dr.
Pembroke, Ontario K8A6X7

OM
KI
Attn: COM Storage
1110 S. Mildred Ave.
Ontario, CA 91761

© 2022 Krueger International Inc. All Rights reserved. Code KI-FF-000059/KI/PDF/0822



Upholstered Back Arm Chair (TGWAUB)



Upholstered Back Armless Chair (TGNAUB)

Features		
Back flex	•	•
Flip-up seat	•	•
Nesting	•	•
Casters	•	•
General Dimensions		
Seat width	17-1/4"	17-1/4"
Seat depth	18-1/2"	18-1/2"
Seat height	18"	18"
Back width	18-1/4"	18-14"
Back height	14"	14"
Overall Dimensions		
Width	23-1/2"	23-1/2"
Depth	24-1/4"	24-1/4"
Height	32-1/4"	32-1/4"
Top of arm to floor	24-1/4"	
Nesting (two chairs)	24" x 24"	24" x 24"

(Each additional chair - add 5")



Arm



Caster



Back Handle

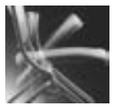

Flip-up Seat



Poly Back Armless Chair (TGNAPB)



Poly Back Arm Chair (TGWAPB)



Poly Back Tablet Arm Chair (TGTARPB)

Features			
Back flex	•	•	•
Flip-up seat	•	•	•
Nesting	•	•	•
Casters	•	•	•
General Dimensions			
Seat width	17-1/4"	17-1/4"	17-1/4"
Seat depth	18-1/2"	18-1/2"	18-1/2"
Seat height	18"	18"	18"
Back width	18-14"	18-1/4"	18-1/4"
Back height	14"	14"	14"
Overall Dimensions			
Width	23-1/2"	23-1/2"	27"
Depth	24-1/4"	24-1/4"	31"
Height	32-1/4"	32-1/4"	32-1/4"
Top of arm to floor		24-1/4"	29"
Nesting (two chairs)	24" x 24"	24" x 24"	24" x 24"

(Each additional chair - add 5")

SPECIFICATIONS

Seat and Backrest
Seat is two-piece construction of molded plywood upholstery board with a molded compound curved nylon shroud with a textured finish. Seat is always upholstered. Foam (1-3/4") is applied to the molded plywood upholstery board. Fabric is then upholstered over the foam. Backrest is available in either a polypropylene or upholstered version. Backrest is molded compound curved polypropylene with a textured finish. Backrest has an integral, molded "handle."

Back upholstery liner is molded polypropylene with glued-on foam (1/2"). Fabric is upholstered over the foam. The liner is secured to the backrest by four #10 color-matched machine screws.

Seat flips up to allow chairs to nest for storage and transport.

Backrest Supports
Two welded steel backrest supports attach the backrest to the torsion mechanism.

Torsion® Mechanism
The back flex is achieved by the torsion mechanism. It consists of two flat torsion springs captured at both ends by steel bushings that are welded to the backrest supports. The torsion mechanism creates gradually increasing resistance over the full 12° of back flex.

Frame
The frame is made up of four legs welded to a steel mechanism tube. The legs are 1", 13-gauge steel tubing. Reinforcement plates are welded between front and back legs for added strength. Nylon covers fit over the plates.

Casters/Glides
Double wheels (60mm) of high-impact thermoplastic. High-impact plastic frame. Carpet and hard floor casters are always black. Bell glide (2" high) made of high-impact plastic also available, black only.

Leg Finishes
Baked-on electrostatically-applied epoxy powder coating or bright nickel-chrome plating.

Arms
Armrests are made of nylon and match the seat and back poly color. Armrests rotate with the back.

Tablet/Tablet Arm
The tablet is available in a plywood core (5/8" thick, 11-ply hardwood surfaced with .030" high-pressure laminate top and plain backer undersurface) or a black molded polyethylene. It is connected to the mechanism and supported by a 12-gauge steel plate. It has an effective working surface 12" deep by 22" across. The tablet arm is not field addable. The tablet arm is available in right-hand and left-hand versions. The tablet mechanism consists of aluminum die cast housings and through bolted pivots with bushings on two axis. The mechanism allows for horizontal rotation for ingress/egress without stowing the tablet. The mechanism stows the tablet so that the chair will nest with other Torsion® on the Go!® chairs with tablets and Torsion® on the Go!® chairs without tablet or arms.

INFORMATION

C.O.M. Testing and Production Requirements
Not all materials are suitable for upholstering this product. A 1 yd. x 54" sample must be submitted and approved prior to acceptance of an order. If the fabric is directional in pattern or weave, the direction must be indicated on the submitted sample, and additional yardage may be requested.

Test samples must be sent to:

KI
Attn: C.O.M. Specialist
1687 Westminster Drive - Gate 3
Green Bay, WI 54302

Fabric Disclaimer
Fabric will be applied as swatched by the fabric manufacturer. Fabric that is required to be applied differently than is swatched will need a Special Cost Request written specifying the direction the fabric is to be applied. The posted standard lead time will apply to the Special Cost Request.

Design
Designed by Giancarlo Piretti and manufactured in the USA by Krueger International, Inc. under license from Pro-Cord S.p.A.

INFORMATION

Warranty
Refer to KI Terms & Conditions document or visit ki.com

Torsion® on the Go®
Product Color Options

Frame Color

Black	BL
Blue Grey	GR
Bronze Metallic	ZM
Cayenne	CY
Champagne Metallic	CM
Chrome	CH
Cool Grey	CG
Cottonwood	CO
Earthen Clay	EY
Espresso Metallic	EX
Everglade Shade	EV
Flannel	FN
Glitz Metallic	GZ
Hazy Jade	HJ
Honey Bee	HY
Light Tone	LG
Mardi Gras	MG
Misty Brown	MY
Nemo	NE
Nordic	ND
Purple Haze	PH
Rubber Ducky	RK
Sand	SA
Starlight Silver Metallic	SX
Surf's Up	SP
Twilight Shadow	TI
Ultra Blue	UB
Warm Grey	WG
Zesty Lime	ZL

When frame color is chrome, the back support matches seat and back color.

Seat and Back Color - Polypropylene Non Flame-Retardant

Black	PBL
Blue Grey	PGR
Cool Grey	PCG
Cottonwood	PCO
Earthen Clay	PEY
Everglade Shade	PEV
Flannel	PFN
Hazy Jade	PHJ
Honey Bee	PHY
Light Tone	PLG
Mardi Gras	PMG
Misty Brown	PMY
Nemo	PNE
Nordic	PND
Purple Haze	PPH
Rubber Ducky	PRK
Sand	PSA
Surf's Up	PSP
Twilight Shadow	PTI
Ultra Blue	PUB
Warm Grey	PWG
Zesty Lime	PZL

Seat and Back Color - Polypropylene Flame-Retardant

Black	PBL

The above seating product can be manufactured using the appropriate flame-retardant materials for compliance to California Technical Bulletin 133.

TRANSLUCENT colors are available on the upholstered seat models only.

*NOTE: When FR upholstery is selected, FR poly (black only) must be selected. NFR poly is not available with FR upholstery.

Tablet Arm Color - Polyethylene

Black	BLWS
Black	BLWS

Tablet Arm Color - Laminate

Belair	LBQ
Biltmore Cherry	LBT
Black	LBK
Brighton Walnut	LBW
Canyon Zephyr	LCA
Castle Oak	LCO
Casual Linen	LCU
Cherry Storm	LCX
Classic Linen	LCI
Cloud Zephyr	LCL
Cocobala	LCC
Crisp Linen	LRI
Desert Zephyr	LDZ
Dove Grey	LDG
Fired Steel	LIL
Flax Linen	LXF
Florence Walnut	LFC
Forged Steel	LOL
Friston Ash	LFH
Frosty White	LFW
Graphite Nebula	LGN
Grey	LGE
High Rise	LHE
Hollyberry	LHY
Irish Linen	LIH
Island	LID
Italian Silver Ash	LIT
Kensington Maple	LKM
Lapis Blue	LLB
Markerboard White	LMK
Misted Zephyr	LMR
Monticello Maple	LMT
Nickel Evolv	LNV
North Sea	LNA
Ocean	LON
Pearl Bisque	LPB
Pearl Silver	LPS
Pressed Linen	LPR
River Cherry	LRY
Rugged Linen	LRG
Satin Stainless	LSS
Shadow Zephyr	LSR
Silicon evolv	LSV
Sterling Ash	LAZ
Tailored Linen	LTL
Titanium evolv	LTV
White Nebula	LWL
White Sand	LWN
Windsor Mahogany	LWY

Torsion® on the Go®
Nesting Chairs

Torsion® on the Go®
Nesting Chairs

	MODEL	MODEL NUMBER Basic Model	Frame Color	Seat/Back/ Armrest Color	Base	Upholstery Color	Approx. Packaged Weight	Delivered Pricing Fabric Grade 1 & C.O.M.	Delivered Pricing Fabric Grade 2	Delivered Pricing Fabric Grade 3	Delivered Pricing Vinyl Group 2V	Delivered Pricing Pallas Fabric Group P0	Delivered Pricing Pallas Fabric Group P1	Delivered Pricing Pallas Fabric Group P2	Delivered Pricing Pallas Fabric Group P3	Delivered Pricing Pallas Fabric Group P4
 TGU	**Armless Chair with Poly Back** • Flex back • Flip-up seat • Nests • Casters or glides	TGNAPB	□□	□□□	□	□□□□□	32.0#	$ 842	$ 862	$ 881	$ 881	$ 875	$ 889	$ 933	$ 967	$ 1007
 TGU	**Armless Chair with Upholstered Back** • Flex back • Flip-up seat • Nests • Casters or glides	TGNAUB	□□	□□□	□	□□□□□	33.0#	$ 901	$ 920	$ 940	$ 940	$ 933	$ 946	$ 990	$ 1023	$ 1065
 TGU	**Arm Chair with Poly Back** • Flex back • Flip-up seat • Nests • Casters or glides • Armrest color matches seat/back poly color	TGWAPB	□□	□□□	□	□□□□□	33.0#	$ 881	$ 901	$ 919	$ 919	$ 914	$ 929	$ 963	$ 1004	$ 1041
 TGU	**Arm Chair with Upholstered Back** • Flex back • Flip-up seat • Nests • Casters or glides • Poly Armrests	TGWAUB	□□	□□□	□	□□□□□	35.0#	$ 939	$ 957	$ 975	$ 975	$ 972	$ 988	$ 1023	$ 1062	$ 1098
		Ⓐ	Ⓑ	Ⓒ	Ⓓ	Ⓔ										

HOW TO ORDER

Indicate the following information on order form:
1. Quantity of each item.
2. Model number, including options. See "How To Build a Model Number".
3. Any special service required.

Note: • The □ indicates that a choice is required.
- The absence of the □ indicates that no choice is required.
- Alpha-numeric characters in place of □ indicate that no other alternatives are available.

HOW TO BUILD A MODEL NUMBER

Ⓐ Select basic model.

Ⓑ Select frame color.
Refer to the **Product Color Options** page in this price list.
The metal back support matches the frame color.

Ⓒ Select seat and back color.
Refer to the **Product Color Options** page in this price list.
Armrest color will match seat/back poly color.

Ⓓ Select base option.

G	- Bell glides (black only)
C	- Carpet casters (black only)
S	- Hard floor casters (black only)

Ⓔ Select upholstery grade/color.
Refer to **ki.com/fabrics**

Ⓕ Select fire code.

NFR	- Compliance to TB 117-2013
FR	- Compliance to TB 133

UPHOLSTERY INFORMATION

C.O.M. Upholstery
C.O.M. requirement for 10 chairs either poly or upholstered is 3/4 yard of 54" wide nondirectional fabric. For orders of 11 of more chairs and for complete information on ordering C.O.M., see "Ordering C.O.M., C.O.V. and C.O.L." section.

SPECIAL SERVICES

Special Carton Marking

With specially marked information	N/C

Shipping
Ships **assembled, FOB Green Bay, WI 54302, freight prepaid.** Freight class 125.

Specifications and prices are subject to change without prior notice.

Torsion® on the Go®
Nesting Chairs

Torsion® on the Go®
Nesting Chairs

	MODEL	Features	MODEL NUMBER: Basic Model	Surface Type	Frame Color	Seat/Back/ Armrest Color	Surface Finish/ Plastic Color	Base	Upholstery Color	Approx. Packaged Weight	Delivered Pricing C.O.M.	Delivered Pricing Fabric Grade 1	Delivered Pricing Fabric Grade 2	Delivered Pricing Fabric Grade 3	Delivered Pricing Vinyl Group 2V	Delivered Pricing Pallas Fabric Group P0	Delivered Pricing Pallas Fabric Group P1	Delivered Pricing Pallas Fabric Group P2	Delivered Pricing Pallas Fabric Group P3	Delivered Pricing Pallas Fabric Group P4
	**Tablet Arm Chair with Poly Back** • Flex back • Flip-up seat • Nests • Casters or glides • This tablet is available in right-hand and left-hand versions	Left Hand	TGTALPB	□□	□□	□□□	□□□□	□	□□□□□	30.0#	$ 1252	$ 1252	$ 1267	$ 1290	$ 1290	$ 1284	$ 1298	$ 1341	$ 1376	$ 1415
		Right Hand	TGTARPB	□□	□□	□□□	□□□□	□	□□□□□	30.0#	1252	1252	1267	1290	1290	1284	1298	1341	1376	1415
TGU																				
	**Tablet Arm Chair with Upholstered Back** • Flex back • Flip-up seat • Nests • Casters or glides • This tablet is available in right-hand and left-hand versions	Left Hand	TGTALUB	□□	□□	□□□	□□□□	□	□□□□□	31.0#	$ 1308	$ 1308	$ 1325	$ 1346	$ 1346	$ 1338	$ 1355	$ 1395	$ 1429	$ 1472
		Right Hand	TGTARUB	□□	□□	□□□	□□□□	□	□□□□□	31.0#	1308	1308	1325	1346	1346	1338	1355	1395	1429	1472
TGU																				
			Ⓐ	Ⓑ	Ⓒ	Ⓓ	Ⓔ	Ⓕ	Ⓖ											

HOW TO ORDER

Indicate the following information on order form:
1. Quantity of each item.
2. Model number, including options. See “How To Build a Model Number”.
3. Any special service required.

Note: • The □ indicates that a choice is required.
• The absence of the □ indicates that no choice is required.
• Alpha-numeric characters in place of □ indicate that no other alternatives are available.

HOW TO BUILD A MODEL NUMBER

Ⓐ Select basic model.

Ⓑ Select worksurface type.

LW	- Laminate worksurface
PW	- Plastic worksurface

Ⓒ Select frame color.
Refer to the **Product Color Options** page in this price list.

Ⓓ Select seat and back color.
Refer to the **Product Color Options** page in this price list.
Armrest color will match seat/back poly color.

Ⓔ Select surface finish.
Refer to the **Product Color Options** page in this price list.

Ⓕ Select base option.

G	- Bell glides (black only)
C	- Carpet casters (black only)
S	- Hard floor casters (black only)

Ⓖ Select upholstery grade/color.
Refer to **ki.com/fabrics**

UPHOLSTERY INFORMATION

C.O.M. Upholstery
C.O.M. requirement for 10 chairs either poly or upholstered is 3/4 yard of 54” wide nondirectional fabric. For orders of 11 of more chairs and for complete information on ordering C.O.M., see “Ordering C.O.M., C.O.V. and C.O.L.” section.

SPECIAL SERVICES

Special Carton Marking

With specially marked information	N/C

Shipping
Ships **assembled, FOB Green Bay, WI 54302, freight prepaid.** Freight class 125.

Specifications and prices are subject to change without prior notice.

1330 Bellevue Street
P.O. Box 8100
Green Bay, WI 54308-8100
800.424.2432
ki.com

KI and Furnishing Knowledge are registered
trademarks of Krueger International, Inc.

© 2020 Krueger International, Inc.
All Rights Reserved.
Code KI-PLW-000452/KI/PDF

Furnishing Knowledge®

TREK®
TABLES

PRICE LIST
January 3, 2011
Updated October 3, 2022

800.424.2432

Contents

Refer to KI Terms & Conditions document or visit ki.com.

Contents

Refer to KI Terms & Conditions document or visit ki.com.

Trek® Tables

General Information	3
Product Color Options	4
Fixed Leg	5
Fixed Height	9
Fixed Leg with Modesty Panel	10
Fixed Leg with PowerUp®	11
Pin Height Adjustable	12
Folding Leg	16
Folding Leg with Modesty Panel	18
Folding Leg with PowerUp®	19
Flip-Top	20
Flip-Top with Modesty Panel	21
Lightweight Folding Leg	22
Trek® Plus Tables	24
Storage and Accessories	30



Flip-Top Table, T Base



Round Table, X Base



Rectangular Table, TT Base



Rectangular Table, Quick-Release Modesty Panel

Features				
Fixed, folding, flip-top bases	•			•
Eight edge styles	•	•	•	•
Modesty panel and wire management				•
Lightweight top option				•
Caster option	•	•	•	•

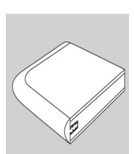

Laminate; 1-1/4" round vinyl bullnose edge; 1-1/2" radius corner (54B)

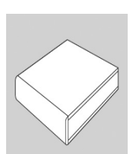

Laminate; 74P edge; square corner (74P)

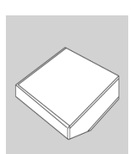

Laminate; knife edge; square corner (KN)

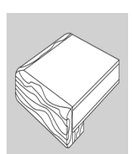

Laminate; 1"x 1-3/4" wood bullnose edge; .62" radius corner (15W)



Ganging Device



Adjustable Glides



Casters (black hub caps)



Trek Plus Quarter Round Ganging Device



Trek Plus Tables

Features	
Fixed, folding bases	•
Four edge styles	
Ganging	•
Casters/glide option	•

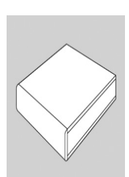

Plus-Laminate; 74P edge; square corner (74P)

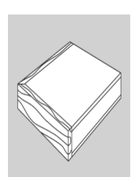

Laminate; 3/8" x 1-1/4" wood band edge; square corner; corner joint is not mitered (34S)

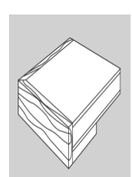

Laminate; 3/8" x 1-3/4" wood band edge; square corner; corner joint is not mitered (36S)

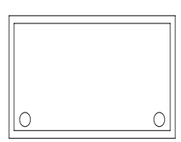

Grommet location for tables 36" or smaller

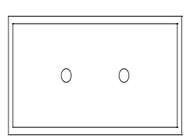

Grommet location for tables 43" or deeper

SPECIFICATIONS

Trek Pedestal Table
This system employs heavy gauge tubular steel components in fixed, folding, or flip-top models. Trek includes T, TT and X base configurations. Fixed table column welded to 1/4" solid steel plate.

Bases
Built of 2-1/4", 14-gauge round tubular steel leg column with steel end cap and 16-gauge steel tapered legs elliptically swaged down to 1" diameter at end; highly durable, smooth powder-coated finish. Adjustable glides or casters are secured to the legs. Two casters in each set shall have wheel brakes (locking).

Trek Tables Plus Ganging Mechanism
Built of black high-strength nylon, userfriendly ganger with pegs draws tables together. No tools are required when joining tables. Ganger is self-storing under table top. Mounting screws are provided. Tops are predrilled for placement of ganging pegs. Two gangers per table.

CAUTION: Gangers are not retrofittable to earlier purchased tables.

Trek Tables Folding Mechanism
Built of 11-gauge, black zinc finish steel, the folding mechanism easily releases and folds leg tightly to table bottom and securely locks with two polypropylene clips. When opened, legs engage into place for a tight, rigid fit between leg and mechanism. Built-in rubber bumpers keep tables separated to prevent marring when tables are stacked on edge.

Table Surfaces
1-1/8" thick high-density particleboard core with high-pressure laminate top and phenolic backing sheet. Tops are pre-drilled.

A "standard" table consists of a standard laminate worksurface and a 1-1/4" vinyl bullnose edge for any KI table base. All Knife(KN) edge styles will use an M3 particle board compostion. The undersurface edge is sanded, stained and sealed. KI tables can hold a maximum of 1.5 lbs for each inch of perimeter evenly distributed over the top.

Flip-Top
Standard flip-top table does not have a detachable top.

Folding Modesty Panels
.685" thick particleboard faced on both sides with laminate that matches table top. Modesty panels are 6-1/4" high by length of table. Mounting brackets are black and packed with the base. Table top and panel are pre-drilled. Lower edge of panel extends 8-1/4" from underside of table. The modesty panel is shipped k.d.

Bright Chrome Finish
Surfaces are duplex nickel-chrome plated in a twenty-two step process.

Powder-Coated Finish
Hybrid powder coating is electrostatically applied. The dry coating is then fused and cured in a baking oven to form a smooth continuous film. Finish is chemical-resistant, hard, tough and mar-resistant.

Trek Lightweight Table
Top is 5-ply construction consisting of .050" thick laminate, 5.2mm 3-ply plywood, .75" thick high-density particleboard frame with honeycomb core, 5.2mm 3-ply plywood and .040" HPL backer.

Quick-Release Modesty Panels
.685" thick particleboard faced on both sides with laminate that matches table top laminate. Lower edge of modesty panel extends 7-1/4" from underside of table. Panel is easily removed from the table without tools. It locks into two 11-gauge steel retaining brackets and is removed by pulling down on vinyl-coated stainless steel release levers. Modesty panel is shipped k.d.

Trek Table Truck
Black powder-coated finish. Two swivel and two rigid 6" diameter casters with heavy-duty roller bearings. Rectangular or square table storage. Truck measures 60" long by 30" wide by 55" high. Felt is standard on top edges. Six-table capacity.

Trek with PowerUp®
Tables are available with one or two power/data modules, PowerUp, centrally located 4-1/4" from the front edge of table top. PowerUp is a UL Listed, Relocatable Power Tap, which mounts flush into the table top. When flipped up, cover open, one (1) duplex receptacle and two (2) data ports are exposed. The underside of the table is provided with a hinged plastic channel (cord management trough) which covers the bottom of the module. This channel, furnished with metal dividers, is provided for the routing of the power supply cords and data lines.

The PowerUp module is 6-1/4" long by 3" wide by 2-1/2" high when opened. It is provided with a 9 ft. or 15ft., 3-conductor cord and is rated 120V a/c, 15A. The cover snaps into the upright position to allow cords to be unplugged without the cover closing. The data ports are molded to accept AT&T "M" Series, RJ45 jacks. The module can be modified to accept various brand jacks.

Cords are further managed by the vertical leg wire manager which comes standard with PowerUp.

Under-Table Wire Management
Constructed of high quality black velcro. Harness is fastened to table bottom with screws. Shipped assembled. Wire management options HO, HW and WO) are only available on rectangle tables 96" and smaller (not available on any cantilever, flip-top or folding tables).

Leg Wireways
Scuff-resistant, high-impact rigid plastic. Two separate wire channels per leg. Fastened to legs with full length adhesive bond. Black only. One wireway per leg. Shipped assembled. Two leg wireways per top. Not available on 18" x 60" fixed base tables, 18" x 60" and 24" x 60" cantilevered base and folding tables.

Grommets
Plastic grommets are 3" diameter and recessed into table top. Cap is removable and has retractable slot cover. Two grommets per top. Grommets not available on 18" x 60" fixed base tables, 18" x 60" and 24" x 60" cantilevered base and folding tables. Grommet location for tables that are 36" deep and smaller will be on the corners of the table. Grommet location for the tables 42" deep and larger will be the centerline of the table. See graphics above.

INFORMATION

Warranty
Refer to KI Terms & Conditions document or visit ki.com

Trek® Tables
Product Color Options

Trek® Tables
Product Color Options

Surface Finish--Laminate

Belair	LBQ
Biltmore Cherry	LBT
Black	LBK
Brighton Walnut	LBW
Canyon Zephyr	LCA
Castle Oak	LCO
Casual Linen	LCU
Cherry Storm	LCX
Classic Linen	LCI
Cloud Zephyr	LCL
Cocobala	LCC
Crisp Linen	LRI
Desert Zephyr	LDZ
Dove Grey	LDG
Fired Steel	LIL
Flax Linen	LXF
Florence Walnut	LFC
Forged Steel	LOL
Friston Ash	LFH
Frosty White	LFW
Graphite Nebula	LGN
Grey	LGE
High Rise	LHE
Hollyberry	LHY
Irish Linen	LIH
Island	LID
Italian Silver Ash	LIT
Kensington Maple	LKM
Lapis Blue	LLB
Markerboard White	LMK
Misted Zephyr	LMR
Monticello Maple	LMT
Nickel Evolv	LNV
North Sea	LNA
Ocean	LON
Pearl Bisque	LPB
Pearl Silver	LPS
Pressed Linen	LPR
River Cherry	LRY
Rugged Linen	LRG
Satin Stainless	LSS
Shadow Zephyr	LSR
Silicon evolv	LSV
Sterling Ash	LAZ
Tailored Linen	LTL
Titanium evolv	LTV
White Nebula	LWL
White Sand	LWN
Windsor Mahogany	LWY

Edge Color for 74P Edge

Belair	EBQ
Biltmore Cherry	EBT
Black	EBL
Blue Grey	EGR
Brighton Walnut	EBW
Castle Oak	ECO
Cayenne	ECY
Cherry Storm	ECX
Cocobala	ECC
Cool Grey	ECG
Earthen Clay	EEY
Everglade Shade	EEV
Flannel	EFN
Florence Walnut	EFC
Friston Ash	EFH
Frosty White	EFW
Hazy Jade	EHJ
Honey Bee	EHY
Italian Silver Ash	EIT
Kensington Maple	EKM
Light Tone	ELG
Mardi Gras	EMG
Misty Brown	EMY
Monticello Maple	EMT
Multiplex	EMB
Nemo	ENE
Nordic	END
Poppy Red	EPR
Purple Haze	EPH
River Cherry	ERY
Rubber Ducky	ERK
Sand	ESA
Sky Blue	ESK
Sterling Ash	EAZ
Surf's Up	ESP
Twilight Shadow	ETI
Ultra Blue	EUB
Warm Grey	EWG
Windsor Mahogany	EWY
Zesty Lime	EZL

Edge Color for 15W, 34S, and 36S Edge

Biltmore Cherry on Maple (sample not available)	MBT
Brighton Walnut on Maple (sample not available)	MBW
Castle Oak	VOK
Cherry Storm on Maple	MCX
Cinnamon on Maple	MCN
Cocoa on Maple	MCA
Florence Walnut on Maple	MFC
Kensington Maple on Maple	MMA
Monticello Maple on Maple	MMT
River Cherry on Maple	MRY

Edge Color for 54B Edge

Black	EBL
Blue Grey	EGR
Cayenne	ECY
Cool Grey	ECG
Earthen Clay	EEY
Everglade Shade	EEV
Flannel	EFN
Frosty White	EFW
Hazy Jade	EHJ
Honey Bee	EHY
Light Tone	ELG
Mardi Gras	EMG
Misty Brown	EMY
Nemo	ENE
Nordic	END
Poppy Red	EPR
Purple Haze	EPH
Rubber Ducky	ERK
Sand	ESA
Sky Blue	ESK
Surf's Up	ESP
Twilight Shadow	ETI
Ultra Blue	EUB
Warm Grey	EWG
Zesty Lime	EZL

Edge Color for KN Edge

Belair	EBQ
Biltmore Cherry	EBT
Black	EBL
Blue Grey	EGR
Brighton Walnut	EBW
Castle Oak	ECO
Cherry Storm	ECX
Cool Grey	ECG
Everglade Shade	EEV
Flannel	EFN
Florence Walnut	EFC
Friston Ash	EFH
Frosty White	EFW
Hazy Jade	EHJ
Honey Bee	EHY
Italian Silver Ash	EIT
Kensington Maple	EKM
Light Tone	ELG
Mardi Gras	EMG
Misty Brown	EMY
Monticello Maple	EMT
Nemo	ENE
Poppy Red	EPR
Purple Haze	EPH
River Cherry	ERY
Rubber Ducky	ERK
Sand	ESA
Sky Blue	ESK
Sterling Ash	EAZ
Surf's Up	ESP
Twilight Shadow	ETI
Ultra Blue	EUB
Warm Grey	EWG
Zesty Lime	EZL

Base Finish

Black	BL
Blue Grey	GR
Bronze Metallic	ZM
Cayenne	CY
Champagne Metallic	CM
Chrome	CH
Cool Grey	CG
Cottonwood	CO
Earthen Clay	EY
Espresso Metallic	EX
Everglade Shade	EV
Flannel	FN
Glitz Metallic	GZ
Hazy Jade	HJ
Honey Bee	HY
Light Tone	LG
Mardi Gras	MG
Misty Brown	MY
Nemo	NE
Nordic	ND
Poppy Red	PR
Purple Haze	PH
Rubber Ducky	RK
Sand	SA
Sky Blue	SK
Starlight Silver Metallic	SX
Surf's Up	SP
Twilight Shadow	TI
Ultra Blue	UB
Warm Grey	WG
Zesty Lime	ZL

Module Color

Black module	MBL
Blue Grey module	MGR
Cool Grey module	MCG
Flannel module	MFN
Misty Brown module	MMY
Sand module	MSA
Warm Grey module	MWG

Grommet Color

Black grommet	GBL
Blue Grey grommet	GGR
Cool Grey grommet	GCG
Flannel grommet	GFN
Misty Brown grommet	GMY
Sand grommet	GSA
Warm Grey grommet	GWG

Finish Cards
View color swatches for items listed within this document.

Paints **Wood/Veneer** **Molded Edges** **Hard Plastics**
Plastics/Poly **Laminates** **Edge Styles** **Glass**

Certain options referenced may not be available on GSA Schedule.

Trek® Tables
Fixed Leg

KI

Trek® Tables
Fixed Leg

				MODEL NUMBER									
	MODEL	Features	A x B x C x D	Basic Model	Edge Style	Edge Color	Surface Finish	Base Finish	Base	Approx. Packaged Weight	1-1/4" Vinyl Bullnose (54B)	74P Edge (74P)	Knife Edge (KN)	1-3/4" Wood Bullnose (15W)
 TFX	**Square Tables, X Base**	X Base	30 x 30"	TS25FX	□□□	□□□	□□□	□□	□□□	55.0#	$ 924	$ 1015	$ 1120	$ 1405
		X Base	36 x 36"	TS3FX	□□□	□□□	□□□	□□	□□□	69.0#	1037	1139	1250	1617
		X Base	42 x 42"	TS35FX	□□□	□□□	□□□	□□	□□□	86.0#	1370	1507	1658	2250
 TFX	**Square Tables, TT Base**	TT Base	48 x 48"	TS4F	□□□	□□□	□□□	□□	□□□	132.0#	$ 1556	$ 1712	$ 1879	$ 2432
 TFX	**Round Tables, X Base**	X Base	30" Diameter	TR25FX	□□□	□□□	□□□	□□	□□□	48.0#	$ 928	$ 985	$ 1041	$ 1832
		X Base	36" Diameter	TR3FX	□□□	□□□	□□□	□□	□□□	59.0#	1031	1096	1180	2051
		X Base	42" Diameter	TR35FX	□□□	□□□	□□□	□□	□□□	73.0#	1194	1263	1366	2442
		X Base	48" Diameter	TR4FX	□□□	□□□	□□□	□□	4GB	88.0#	1359	1441	1557	2886
 TFX	**Round Tables, TT Base**	TT Base	60" Diameter	TR5F	□□□	□□□	□□□	□□	□□□	148.0#	$ 1958	$ 2152	$ 2367	$ 4070
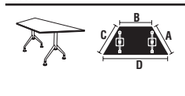 TFX	**Trapezoid Tables, T Base** • 24x24x24x48 = 21"D • 30x30x30x60 = 26"D • 36x36x36x72 = 31"D • 24x24x24x48 available with glides only	T Base	24 x 24 x 24 x 48"	TT24F	□□□	□□□	□□□	□□	4GB	56.0#	$ 975	$ 1071	$ 1180	$ 2341
		T Base	30 x 30 x 30 x 60"	TT35F	□□□	□□□	□□□	□□	□□□	71.0#	1040	1140	1257	2582
		T Base	36 x 36 x 36 x 72"	TT36F	□□□	□□□	□□□	□□	□□□	89.0#	1628	1790	1968	3637
 TFX	**Rectangular Tables, X Base**	X Base	24 x 30"	T225FX	□□□	□□□	□□□	□□	□□□	49.0#	$ 928	$ 1020	$ 1123	$ 1403
		X Base	24 x 36"	T23FX	□□□	□□□	□□□	□□	□□□	54.0#	942	1040	1140	1488
		X Base	30 x 36"	T253FX	□□□	□□□	□□□	□□	□□□	63.0#	1017	1121	1234	1603
				Ⓐ	Ⓑ	Ⓒ	Ⓓ	Ⓔ	Ⓕ					

HOW TO ORDER

Indicate the following information on order form:
1. Quantity of each item.
2. Model number, including options. See "How To Build a Model Number".
3. Any special service required.

Note: • The □ indicates that a choice is required.
- The absence of the □ indicates that no choice is required.
- Alpha-numeric characters in place of □ indicate that no other alternatives are available.

HOW TO BUILD A MODEL NUMBER

Ⓐ Select basic model.

Ⓑ Select edge style.

54B	- 1-1/4" Vinyl bullnose
74P	- 74P edge
KN	- Knife edge
15W	- 1-3/4" Wood bullnose

Ⓒ Select edge color.
Refer to the **Product Color Options** page in this price list.
Edge color offerings are based on edge style selections.

Ⓓ Select surface finish.
Refer to the **Product Color Options** page in this price list.
Surface finish offerings are based on edge style selections.

Ⓔ Select base finish.
Refer to the **Product Color Options** page in this price list.

Ⓕ Select base option.

4GB	- 4 black glides
4CB	- 4 black casters w/black hub caps (2 locking)
4MB	- 2 black casters w/black hub caps, 2 black glides

FINISH INFORMATION

Additional Laminate Offering
Additional laminates beyond KI standard offering, are available with two weeks extended leadtime.
To specify additional laminates, use these designators followed by the supplier's color/pattern code:

Formica - LF/supplier's color pattern code
Nevamar - LN/supplier's color pattern code
Wilsonart - LW/supplier's color pattern code

KI's standard finish is the supplier's recommended finish for that color/pattern.
Note: Nonstandard laminates from these suppliers (example: textured laminates), require an upcharge and additional leadtime.
Contact KI.

Additional Stains
Specially stained edges beyond the KI standard offering (as shown under Edge Color column on Product Color Options page) are also available.
Contact KI.

OPTIONS

Table Heights Other Than 29"
Table heights other than 29" are available. Add the table height in inches to the end of the model number string.
Example: to specify 27-1/4" from the top of the table to the floor add "/27.25" to the end of the model number. The minimum height for a Trek® fixed leg table is 25". The maximum height is 42"

SPECIAL SERVICES

Special Carton Marking

With specially marked information	N/C

Shipping
Ships **knocked down, FOB Bonduel, WI 54107, freight prepaid.** Freight class 85.

Specifications and prices are subject to change without prior notice.

Trek® Tables
Fixed Leg

KI

Trek® Tables
Fixed Leg

	MODEL	Features	A x B	MODEL NUMBER: Basic Model	Edge Style	Edge Color	Surface Finish	Base Finish	Base	Approx. Packaged Weight	1-1/4" Vinyl Bullnose (54B)	74P Edge (74P)	Knife Edge (KN)	1-3/4" Wood Bullnose (15W)
	**Rectangular Tables, T Base**	T Base	18 x 48"	T154F	□□□	□□□	□□□	□□	□□□	60.0#	$ 1012	$ 1119	$ 1232	$ 1480
		T Base	18 x 60"	T155F	□□□	□□□	□□□	□□	□□□	67.0#	1051	1155	1274	1654
		T Base	18 x 72"	T156F	□□□	□□□	□□□	□□	□□□	75.0#	1128	1237	1366	1829
		T Base	18 x 84"	T157F	□□□	□□□	□□□	□□	□□□	82.0#	1232	1351	1486	2163
TFX		T Base	24 x 48"	T24F	□□□	□□□	□□□	□□	□□□	70.0#	1029	1130	1241	1652
		T Base	24 x 60"	T25F	□□□	□□□	□□□	□□	□□□	80.0#	1079	1190	1310	1805
		T Base	24 x 72"	T26F	□□□	□□□	□□□	□□	□□□	90.0#	1259	1385	1524	2077
		T Base	24 x 84"	T27F	□□□	□□□	□□□	□□	□□□	100.0#	1320	1454	1602	2417
		T Base	24 x 96"	T28F	□□□	□□□	□□□	□□	□□□	110.0#	1427	1573	1727	2460
		T Base	30 x 48"	T254F	□□□	□□□	□□□	□□	□□□	80.0#	1063	1168	1286	1801
		T Base	30 x 60"	T255F	□□□	□□□	□□□	□□	□□□	93.0#	1172	1287	1418	1961
		T Base	30 x 72"	T256F	□□□	□□□	□□□	□□	□□□	105.0#	1296	1424	1571	2246
		T Base	30 x 84'	T257F	□□□	□□□	□□□	□□	□□□	118.0#	1493	1643	1810	2637
		T Base	30 x 96"	T258F	□□□	□□□	□□□	□□	□□□	130.0#	1597	1757	1935	2759
		T Base	36 x 48"	T34F	□□□	□□□	□□□	□□	□□□	90.0#	1123	1235	1364	2094
		T Base	36 x 60"	T35F	□□□	□□□	□□□	□□	□□□	105.0#	1346	1480	1628	2298
		T Base	36 x 72"	T36F	□□□	□□□	□□□	□□	□□□	120.0#	1385	1524	1676	2610
		T Base	36 x 84"	T37F	□□□	□□□	□□□	□□	□□□	135.0#	1661	1829	2015	2661
		T Base	36 x 96"	T38F	□□□	□□□	□□□	□□	□□□	150.0#	1684	1855	2039	2726
	**Rectangular Tables, 120° Base**	120° Base	18 x 96"	T158F	□□□	□□□	□□□	□□	□□□	90.0#	$ 1319	$ 1453	$ 1597	$ 2326
TFX														

Ⓐ Ⓑ Ⓒ Ⓓ Ⓔ Ⓕ

HOW TO ORDER

Indicate the following information on order form:
1. Quantity of each item.
2. Model number, including options. See "How To Build a Model Number".
3. Any special service required.

Note: • The □ indicates that a choice is required.
- The absence of the □ indicates that no choice is required.
- Alpha-numeric characters in place of □ indicate that no other alternatives are available.

HOW TO BUILD A MODEL NUMBER

Ⓐ Select basic model.

Ⓑ Select edge style.

54B	- 1-1/4" Vinyl bullnose
74P	- 74P edge
KN	- Knife edge
15W	- 1-3/4" Wood bullnose

Ⓒ Select edge color.
Refer to the **Product Color Options** page in this price list.
Edge color offerings are based on edge style selections.

Ⓓ Select surface finish.
Refer to the **Product Color Options** page in this price list.
Surface finish offerings are based on edge style selections.

Ⓔ Select base finish.
Refer to the **Product Color Options** page in this price list.

Ⓕ Select base option.

4GB	- 4 black glides
4CB	- 4 black casters w/black hub caps (2 locking)
4MB	- 2 black casters w/black hub caps, 2 black glides

FINISH INFORMATION

Additional Laminate Offering
Additional laminates beyond KI standard offering, are available with two weeks extended leadtime. To specify additional laminates, use these designators followed by the supplier's color/pattern code:

Formica - LF/supplier's color pattern code
Nevamar - LN/supplier's color pattern code
Wilsonart - LW/supplier's color pattern code

KI's standard finish is the supplier's recommended finish for that color/pattern.
Note: Nonstandard laminates from these suppliers (example: textured laminates), require an up-charge and additional leadtime.
Contact KI.

Additional Stains
Specially stained edges beyond the KI standard offering (as shown under Edge Color column on Product Color Options page) are also available. Contact KI.

OPTIONS

Table Heights Other Than 29"
Table heights other than 29" are available. Add the table height in inches to the end of the model number string.
Example: to specify 27-1/4" from the top of the table to the floor add "/27.25" to the end of the model number. The minimum height for a Trek® fixed leg table is 25". The maximum height is 42"

SPECIAL SERVICES

Special Carton Marking

With specially marked information	N/C

Shipping
Ships **knocked down, FOB Bonduel, WI 54107, freight prepaid.** Freight class 85.

Specifications and prices are subject to change without prior notice.

Trek® Tables
Fixed Leg

KI

Trek® Tables
Fixed Leg

	MODEL	Features	A x B x C	MODEL NUMBER: Basic Model	Edge Style	Edge Color	Surface Finish	Base Finish	Base	Approx. Packaged Weight	1-1/4" Vinyl Bullnose (54B)	74P Edge (74P)	Knife Edge (KN)	1-3/4" Wood Bullnose (15W)
 TFX	**Rectangular Tables, TT Bases** • Tables with four TT bases have a two-piece top	TT Base	42 x 60"	T355F	□□□	□□□	□□□	□□	□□□	138.0#	$ 1828	$ 2013	$ 2213	$ 2787
		TT Base	42 x 72"	T356F	□□□	□□□	□□□	□□	□□□	155.0#	1861	2048	2250	3036
		TT Base	42 x 84"	T357F	□□□	□□□	□□□	□□	□□□	173.0#	1998	2198	2413	3251
		TT Base	42 x 96"	T358F	□□□	□□□	□□□	□□	□□□	190.0#	2311	2544	2796	3424
		Three TT Bases	42 x 120"	T350F	□□□	□□□	□□□	□□	□□□	245.0#	2650	2917	3206	4757
		TT Base	48 x 60"	T45F	□□□	□□□	□□□	□□	□□□	152.0#	1926	2118	2329	2913
		TT Base	48 x 72"	T46F	□□□	□□□	□□□	□□	□□□	172.0#	1972	2172	2384	3317
		TT Base	48 x 84"	T47F	□□□	□□□	□□□	□□	□□□	192.0#	2077	2283	2514	3475
		TT Base	48 x 96"	T48F	□□□	□□□	□□□	□□	□□□	212.0#	2330	2563	2819	3588
		Three TT Bases	48 x 120"	T410F	□□□	□□□	□□□	□□	□□□	272.0#	2784	3062	3370	4980
		Three TT Bases	48 x 144"	T412F	□□□	□□□	□□□	□□	□□□	312.0#	3341	3677	4043	5259
		Four TT Bases	60 x 192"	T516F	□□□	□□□	□□□	□□	□□□	493.0#	7021	7716	8495	9718
				Ⓐ	Ⓑ	Ⓒ	Ⓓ	Ⓔ	Ⓕ					

HOW TO ORDER

Indicate the following information on order form:
1. Quantity of each item.
2. Model number, including options. See "How To Build a Model Number".
3. Any special service required.

Note: • The □ indicates that a choice is required.
- The absence of the □ indicates that no choice is required.
- Alpha-numeric characters in place of □ indicate that no other alternatives are available.

HOW TO BUILD A MODEL NUMBER

Ⓐ Select basic model.

Ⓑ Select edge style.

54B	- 1-1/4" Vinyl bullnose
74P	- 74P edge
KN	- Knife edge
15W	- 1-3/4" Wood bullnose

Ⓒ Select edge color.
Refer to the **Product Color Options** page in this price list.
Edge color offerings are based on edge style selections.

Ⓓ Select surface finish.
Refer to the **Product Color Options** page in this price list.
Surface finish offerings are based on edge style selections.

Ⓔ Select base finish.
Refer to the **Product Color Options** page in this price list.

Ⓕ Select base option.

4GB	- 4 black glides
4CB	- 4 black casters w/black hub caps (2 locking)
4MB	- 2 black casters w/black hub caps, 2 black glides

FINISH INFORMATION

Additional Laminate Offering
Additional laminates beyond KI standard offering, are available with two weeks extended leadtime. To specify additional laminates, use these designators followed by the supplier's color/pattern code:

Formica - LF/supplier's color pattern code
Nevamar - LN/supplier's color pattern code
Wilsonart - LW/supplier's color pattern code

KI's standard finish is the supplier's recommended finish for that color/pattern.
Note: Nonstandard laminates from these suppliers (example: textured laminates), require an up-charge and additional leadtime.
Contact KI.

Additional Stains
Specially stained edges beyond the KI standard offering (as shown under Edge Color column on Product Color Options page) are also available.
Contact KI.

OPTIONS

Table Heights Other Than 29"
Table heights other than 29" are available. Add the table height in inches to the end of the model number string.
Example: to specify 27-1/4" from the top of the table to the floor add "/27.25" to the end of the model number. The minimum height for a Trek® fixed leg table is 25". The maximum height is 42"

SPECIAL SERVICES

Special Carton Marking

With specially marked information	N/C

Shipping
Ships **knocked down, FOB Bonduel, WI 54107, freight prepaid.** Freight class 85.

Specifications and prices are subject to change without prior notice.

Trek® Tables
Fixed Leg

Trek® Tables
Fixed Leg

	MODEL	Features	A x B x C	MODEL NUMBER: Basic Model	Edge Style Ⓑ	Edge Color Ⓒ	Surface Finish Ⓓ	Base Finish Ⓔ	Base Ⓕ	Approx. Packaged Weight	1-1/4" Vinyl Bullnose (54B)	74P Edge (74P)	Knife Edge (KN)	1-3/4" Wood Bullnose (15W)
	**Racetrack Tables (Oval), T and TT Bases**	T Base	36 x 72"	T036F	□□□	□□□	□□□	□□	□□□	111.0#	$ 1723	$ 1897	$ 2085	$ 3056
		TT Base	42 x 84"	T07F	□□□	□□□	□□□	□□	□□□	161.0#	2244	2471	2715	3902
		TT Base	48 x 96"	T048F	□□□	□□□	□□□	□□	□□□	194.0#	2515	2765	3046	4001
TFX														
	**Boat Shape Tables, TT Base** • Tables with four TT bases have a two-piece top • 4MW base option not available on 3 or 4 base options • If the 4CW or the 4CB base option is selected, 3 base options will have 3 locking and 3 non-locking, 4 base options will have 4 locking and 4 non-locking casters • 4GB option, glides are provided for all bases	Four TT Bases	36 x 48 x 144"	T412B24	□□□	□□□	□□□	□□	□□□	290.0#	$ 4492	$ 4937	$ 5432	$ 6364
		Three TT Bases	36 x 48 x 144"	T412BF3	□□□	□□□	□□□	□□	□□□	290.0#	4079	4486	4935	5789
		Four TT Bases	42 x 60 x 192"	T516B2	□□□	□□□	□□□	□□	□□□	453.0#	6007	6606	7267	10691
TFX														
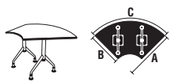	**Crescent Tables, T Base**	T Base	48 x 24 x 75-1/2"	TC24F	□□□	□□□	□□□	□□	□□□	78.0#	$ 1455	$ 1605	$ 1764	$ 2519
		T Base	60 x 24 x 94"	TC25F	□□□	□□□	□□□	□□	□□□	93.0#	2065	2276	2502	3588
		T Base	48 x 30 x 75-1/2"	TC254F	□□□	□□□	□□□	□□	□□□	84.0#	1470	1613	1776	2546
		T Base	60 x 30 x 94"	TC255F	□□□	□□□	□□□	□□	□□□	104.0#	2105	2312	2545	3588
TFX		T Base	60 x 36 x 94"	TC35F	□□□	□□□	□□□	□□	□□□	113.0#	2119	2335	2567	3637
		T Base	72 x 36 x 113"	TC36F	□□□	□□□	□□□	□□	□□□	136.0#	2206	2431	2674	3822
	**Half Round Tables, T Base**	T Base	30 x 60"	TH255F	□□□	□□□	□□□	□□	□□□	80.0#	$ 1391	$ 1528	$ 1683	$ 2406
		T Base	36 x 72"	TH36F	□□□	□□□	□□□	□□	□□□	101.0#	1702	1871	2058	2944
TFX														

Ⓐ Ⓑ Ⓒ Ⓓ Ⓔ Ⓕ

HOW TO ORDER

Indicate the following information on order form:
1. Quantity of each item.
2. Model number, including options. See "How To Build a Model Number".
3. Any special service required.

Note: • The □ indicates that a choice is required.
- The absence of the □ indicates that no choice is required.
- Alpha-numeric characters in place of □ indicate that no other alternatives are available.

HOW TO BUILD A MODEL NUMBER

Ⓐ Select basic model.

Ⓑ Select edge style.

54B	- 1-1/4" Vinyl bullnose
74P	- 74P edge
KN	- Knife edge
15W	- 1-3/4" Wood bullnose

Ⓒ Select edge color.
Refer to the **Product Color Options** page in this price list.
Edge color offerings are based on edge style selections.

Ⓓ Select surface finish.
Refer to the **Product Color Options** page in this price list.
Surface finish offerings are based on edge style selections.

Ⓔ Select base finish.
Refer to the **Product Color Options** page in this price list.

Ⓕ Select base option.

4GB	- 4 black glides
4CB	- 4 black casters w/black hub caps (2 locking)
4MB	- 2 black casters w/black hub caps, 2 black glides

FINISH INFORMATION

Additional Laminate Offering
Additional laminates beyond KI standard offering, are available with two weeks extended leadtime. To specify additional laminates, use these designators followed by the supplier's color/pattern code:

Formica - LF/supplier's color pattern code
Nevamar - LN/supplier's color pattern code
Wilsonart - LW/supplier's color pattern code

KI's standard finish is the supplier's recommended finish for that color/pattern.
Note: Nonstandard laminates from these suppliers (example: textured laminates), require an up-charge and additional leadtime.
Contact KI.

Additional Stains
Specially stained edges beyond the KI standard offering (as shown under Edge Color column on Product Color Options page) are also available. Contact KI.

OPTIONS

Table Heights Other Than 29"
Table heights other than 29" are available. Add the table height in inches to the end of the model number string.
Example: to specify 27-1/4" from the top of the table to the floor add "/27.25" to the end of the model number. The minimum height for a Trek® fixed leg table is 25". The maximum height is 42"

SPECIAL SERVICES

Special Carton Marking

With specially marked information	N/C

Shipping
Ships **knocked down, FOB Bonduel, WI 54107, freight prepaid.** Freight class 85.

Specifications and prices are subject to change without prior notice.

Trek® Tables
Fixed Height

KI

Trek® Tables
Fixed Height

	MODEL	Features	A x B	MODEL NUMBER Basic Model	Edge Style (A)	Edge Color (B)	Surface Finish (C)	Base Finish (D)	Base (E)	Approx. Packaged Weight	1-1/4" Vinyl Bullnose (54B)	74P Edge (74P)	Knife Edge (KN)
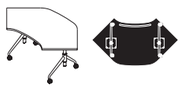	**Corner Table (Fixed Height)** • Corner surface with curved front • Fixed height at 29" • T-base • Typical use: Primary surface, Recommended for 90° corner configuration	T Base	24 x 48"	TCC2448F	□□□	□□□	□□□	□□	□□□	81.0#	$ 1615	$ 1589	$ 1726
TFX		T Base	30 x 54"	TCC3054F	□□□	□□□	□□□	□□	□□□	103.0#	1857	1848	1968
	**Dune Shape (Fixed Height)** • Dune-shaped surface • Fixed height 29" • V-base • Typical use: Primary surface, Recommended for 90° corner configuration	V Base	28 x 46"	TDU46F	□□□	□□□	□□□	□□	□□□	73.0#	$ 1382	$ 1477	$ 1610
TFX		V Base	28 x 50"	TDU50F	□□□	□□□	□□□	□□	□□□	82.0#	1724	1835	1985
	**Swash Shape (Fixed Height)** • Swash-shaped surface • Fixed height at 29" • V-base • Typical use: Primary surface, Meeting table, Training table	V Base	28 x 45"	TSW45F	□□□	□□□	□□□	□□	□□□	62.0#	$ 1269	$ 1342	$ 1441
TFX		V Base	28 x 57"	TSW57F	□□□	□□□	□□□	□□	□□□	74.0#	1322	1408	1518
		V Base	28 x 63"	TSW63F	□□□	□□□	□□□	□□	□□□	79.0#	1448	1541	1639
		V Base	28 x 69"	TSW69F	□□□	□□□	□□□	□□	□□□	85.0#	1472	1566	1660
	**Ellipse Shape (Fixed Height)** • Ellipse-shaped surface • Fixed height at 29" • V-base • Typical use: Primary surface, Meeting table	V Base	27 x 45"	TEL2745F	□□□	□□□	□□□	□□	□□□	54.0#	$ 1168	$ 1243	$ 1323
TFX		V Base	36 x 58"	TEL3658F	□□□	□□□	□□□	□□	□□□	80.0#	1355	1446	1579
	**Slate Shape (Fixed Height)** • Slate-shaped surface • Fixed height at 29" • V-base • Typical use: Primary surface, Meeting table, Training table	V Base	27 x 45"	TSL2745F	□□□	□□□	□□□	□□	□□□	59.0#	$ 1168	$ 1243	$ 1323
TFX		V Base	36 x 58"	TSL3658F	□□□	□□□	□□□	□□	□□□	90.0#	1355	1446	1579

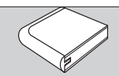
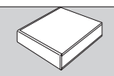
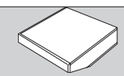

HOW TO ORDER

Indicate the following information on order form:
1. Quantity of each item.
2. Model number, including options. See "How To Build a Model Number".
3. Any special service required.

Note: • The □ indicates that a choice is required.
- The absence of the □ indicates that no choice is required.
- Alpha-numeric characters in place of □ indicate that no other alternatives are available.

HOW TO BUILD A MODEL NUMBER

A Select basic model.

B Select edge style.

54B	- 1-1/4" Vinyl bullnose
74P	- 74P edge
KN	- Knife edge

C Select edge color.
Refer to the **Product Color Options** page in this price list.
Edge color offerings are based on edge style selections.

D Select surface finish.
Refer to the **Product Color Options** page in this price list.
Surface finish offerings are based on edge style selections.

E Select base finish.
Refer to the **Product Color Options** page in this price list.

F Select base option.

4GB	- 4 black glides
4CB	- 4 black casters w/black hub caps (2 locking)
4MB	- 2 black casters w/black hub caps, 2 black glides

FINISH INFORMATION

Additional Laminate Offering
Additional laminates beyond KI standard offering, are available with two weeks extended leadtime. To specify additional laminates, use these designators followed by the supplier's color/pattern code:

Formica - LF/supplier's color pattern code
Nevamar - LN/supplier's color pattern code
Wilsonart - LW/supplier's color pattern code

KI's standard finish is the supplier's recommended finish for that color/pattern.
Note: Nonstandard laminates from these suppliers (example: textured laminates), require an upcharge and additional leadtime.
Contact KI.

SPECIAL SERVICES

Special Carton Marking

With specially marked information	N/C

Shipping
Ships **knocked down, FOB Bonduel, WI 54107, freight prepaid.** Freight class 85.

Specifications and prices are subject to change without prior notice.

Trek® Tables
Fixed Leg with Modesty Panel

KI

Trek® Tables
Fixed Leg with Modesty Panel

	MODEL	Features	A x B	MODEL NUMBER: Basic Model	Edge Style	Edge Color	Surface Finish	Base Finish	Base	Approx. Packaged Weight	1-1/4" Vinyl Bullnose (54B)	74P Edge (74P)	Knife Edge (KN)
 TFXM	**Rectangular Tables, Fixed Leg, Modesty Panel, T Base** • Modesty panels available with standard folding mechanism (M) or quick release mechanism (Q) • Modesty panel only available in black bullnose edge	T Base	18 x 60"	T155F/M	□□□	□□□	□□□	□□	□□□	80.0#	$ 1306	$ 1437	$ 1582
		T Base	18 x 60"	T155F/Q	□□□	□□□	□□□	□□	□□□	80.0#	1306	1437	N/A
		T Base	18 x 72"	T156F/M	□□□	□□□	□□□	□□	□□□	88.0#	1446	1589	1750
		T Base	18 x 72"	T156F/Q	□□□	□□□	□□□	□□	□□□	88.0#	1446	1589	N/A
		T Base	18 x 84"	T157F/M	□□□	□□□	□□□	□□	□□□	98.0#	1550	1707	1876
		T Base	18 x 84"	T157F/Q	□□□	□□□	□□□	□□	□□□	98.0#	1550	1707	N/A
		T Base	24 x 60"	T25F/M	□□□	□□□	□□□	□□	□□□	99.0#	1339	1475	1618
		T Base	24 x 60"	T25F/Q	□□□	□□□	□□□	□□	□□□	99.0#	1339	1475	N/A
		T Base	24 x 72"	T26F/M	□□□	□□□	□□□	□□	□□□	104.0#	1577	1735	1906
		T Base	24 x 72"	T26F/Q	□□□	□□□	□□□	□□	□□□	104.0#	1577	1735	N/A
		T Base	24 x 84"	T27F/M	□□□	□□□	□□□	□□	□□□	117.0#	1641	1807	1985
		T Base	24 x 84"	T27F/Q	□□□	□□□	□□□	□□	□□□	117.0#	1641	1807	N/A
		T Base	24 x 96"	T28F/M	□□□	□□□	□□□	□□	□□□	134.0#	1742	1921	2113
		T Base	24 x 96"	T28F/Q	□□□	□□□	□□□	□□	□□□	134.0#	1742	1921	N/A
		T Base	30 x 60"	T255F/M	□□□	□□□	□□□	□□	□□□	110.0#	1424	1571	1724
		T Base	30 x 60"	T255F/Q	□□□	□□□	□□□	□□	□□□	110.0#	1424	1571	N/A
		T Base	30 x 72"	T256F/M	□□□	□□□	□□□	□□	□□□	125.0#	1615	1777	1955
		T Base	30 x 72"	T256F/Q	□□□	□□□	□□□	□□	□□□	125.0#	1615	1777	N/A
		T Base	30 x 84"	T257F/M	□□□	□□□	□□□	□□	□□□	142.0#	1815	1994	2196
		T Base	30 x 84"	T257F/Q	□□□	□□□	□□□	□□	□□□	142.0#	1815	1994	N/A
		T Base	30 x 96"	T258F/M	□□□	□□□	□□□	□□	□□□	157.0#	1916	2112	2323
		T Base	30 x 96"	T258F/Q	□□□	□□□	□□□	□□	□□□	157.0#	1916	2112	N/A
 TFXM	**Rectangular Tables, Fixed Leg, Modesty Panel, 120° Base** • Modesty panels available with standard folding mechanism (M) • Modesty panel only available in black bullnose edge	120° Base	18 x 96"	T158F/M	□□□	□□□	□□□	□□	□□□	106.0#	$ 1639	$ 1803	$ 1982

Ⓐ Ⓑ Ⓒ Ⓓ Ⓔ Ⓕ

HOW TO ORDER

Indicate the following information on order form:
1. Quantity of each item.
2. Model number, including options. See "How To Build a Model Number".
3. Any special service required.

Note: • The □ indicates that a choice is required.
- The absence of the □ indicates that no choice is required.
- Alpha-numeric characters in place of □ indicate that no other alternatives are available.

HOW TO BUILD A MODEL NUMBER

Ⓐ Select basic model.

Ⓑ Select edge style.

54B	- 1-1/4" Vinyl bullnose
74P	- 74P edge
KN	- Knife edge

Ⓒ Select edge color.
Refer to the **Product Color Options** page in this price list.
Edge color offerings are based on edge style selections.

Ⓓ Select surface finish.
Refer to the **Product Color Options** page in this price list.
Surface finish offerings are based on edge style selections.

Ⓔ Select base finish.
Refer to the **Product Color Options** page in this price list.

Ⓕ Select base option.

4GB	- 4 black glides
4CB	- 4 black casters w/black hub caps (2 locking)
4MB	- 2 black casters w/black hub caps, 2 black glides

FINISH INFORMATION

Additional Laminate Offering
Additional laminates beyond KI standard offering, are available with two weeks extended leadtime. To specify additional laminates, use these designators followed by the supplier's color/pattern code:

Formica - LF/supplier's color pattern code
Nevamar - LN/supplier's color pattern code
Wilsonart - LW/supplier's color pattern code

KI's standard finish is the supplier's recommended finish for that color/pattern.
Note: Nonstandard laminates from these suppliers (example: textured laminates), require an up-charge and additional leadtime.
Contact KI.

Additional Stains
Specially stained edges beyond the KI standard offering (as shown under Edge Color column on Product Color Options page) are also available. Contact KI.

OPTIONS

Table Heights Other Than 29"
Table heights other than 29" are available. Add the table height in inches to the end of the model number string.
Example: to specify 27-1/4" from the top of the table to the floor add "/27.25" to the end of the model number. The minimum height for a Trek® fixed leg table is 25". The maximum height is 42"

SPECIAL SERVICES

Special Carton Marking

With specially marked information	N/C

Shipping
Ships **knocked down, FOB Bonduel, WI 54107, freight prepaid.** Freight class 85.

Specifications and prices are subject to change without prior notice.

Trek® Tables
Fixed Leg with PowerUp®

KI

Trek® Tables
Fixed Leg with PowerUp®

	MODEL	Features	A x B	MODEL NUMBER: Basic Model	Edge Style Ⓑ	Edge Color Ⓒ	Surface Finish Ⓓ	Base Finish Ⓔ	Base Ⓕ	Cord (feet) Ⓖ	Module Color Ⓗ	Approx. Packaged Weight	1-1/4" Vinyl Bullnose (54B)	74P Edge (74P)	Knife Edge (KN)	1-3/4" Wood Bullnose (15W)
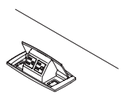	**Fixed Leg, Rectangular Tables with PowerUp®** • Available with one module (1) or two modules (2)	T Base	24 x 60"	TD25F/1	□□□	□□□	□□□	□□	□□□	□□	□□□	83.0#	$ 1403	$ 1542	$ 1696	$ 2123
		T Base	24 x 60"	TD25F/2	□□□	□□□	□□□	□□	□□□	□□	□□□	86.0#	1520	1659	1813	2242
		T Base	24 x 72"	TD26F/1	□□□	□□□	□□□	□□	□□□	□□	□□□	93.0#	1577	1735	1906	2394
		T Base	24 x 72"	TD26F/2	□□□	□□□	□□□	□□	□□□	□□	□□□	96.0#	1692	1855	2024	2507
		T Base	30 x 60"	TD255F/1	□□□	□□□	□□□	□□	□□□	□□	□□□	96.0#	1489	1640	1805	2280
		T Base	30 x 60"	TD255F/2	□□□	□□□	□□□	□□	□□□	□□	□□□	99.0#	1607	1755	1916	2398
TUX		T Base	30 x 72"	TD256F/1	□□□	□□□	□□□	□□	□□□	□□	□□□	123.0#	1615	1753	1928	2570
		T Base	30 x 72"	TD256F/2	□□□	□□□	□□□	□□	□□□	□□	□□□	126.0#	1728	1869	2042	2684
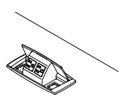	**Fixed Leg, Quick Release Modesty Panel, Rectangular Tables w/PowerUp®** • Available with one module (1) or two modules (2)	T Base	24 x 60"	TD25FQ/1	□□□	□□□	□□□	□□	□□□	□□	□□□	102.0#	$ 1658	$ 1824	N/A	N/A
		T Base	24 x 60"	TD25FQ/2	□□□	□□□	□□□	□□	□□□	□□	□□□	105.0#	1776	1940	N/A	N/A
		T Base	24 x 72"	TD26FQ/1	□□□	□□□	□□□	□□	□□□	□□	□□□	107.0#	1894	2084	N/A	N/A
		T Base	24 x 72"	TD26FQ/2	□□□	□□□	□□□	□□	□□□	□□	□□□	110.0#	2013	2200	N/A	N/A
		T Base	30 x 60"	TD255FQ/1	□□□	□□□	□□□	□□	□□□	□□	□□□	113.0#	1741	1916	N/A	N/A
		T Base	30 x 60"	TD255FQ/2	□□□	□□□	□□□	□□	□□□	□□	□□□	116.0#	1861	2036	N/A	N/A
TUXQ		T Base	30 x 72"	TD256FQ/1	□□□	□□□	□□□	□□	□□□	□□	□□□	129.0#	1935	2124	N/A	N/A
		T Base	30 x 72"	TD256FQ/2	□□□	□□□	□□□	□□	□□□	□□	□□□	131.0#	2051	2243	N/A	N/A
					Ⓐ	Ⓑ	Ⓒ	Ⓓ	Ⓔ	Ⓕ	Ⓖ	Ⓗ				

HOW TO ORDER

Indicate the following information on order form:
1. Quantity of each item.
2. Model number, including options. See "How To Build a Model Number".
3. Any special service required.

Note: • The □ indicates that a choice is required.
- The absence of the □ indicates that no choice is required.
- Alpha-numeric characters in place of □ indicate that no other alternatives are available.

HOW TO BUILD A MODEL NUMBER

Ⓐ Select basic model.

Ⓑ Select edge style.

54B	- 1-1/4" Vinyl bullnose
74P	- 74P edge
KN	- Knife edge
15W	- 1-3/4" Wood bullnose

Ⓒ Select edge color.
Refer to the **Product Color Options** page in this price list.
Edge color offerings are based on edge style selections.

Ⓓ Select surface finish.
Refer to the **Product Color Options** page in this price list.
Surface finish offerings are based on edge style selections.

Ⓔ Select base finish.
Refer to the **Product Color Options** page in this price list.

Ⓕ Select base option.

4GB	- 4 black glides
4CB	- 4 black casters w/black hub caps (2 locking)
4MB	- 2 black casters w/black hub caps, 2 black glides

Ⓖ Select cord length (feet).

15	- 15' cord length
9	- 9' cord length

Ⓗ Select module color.
Refer to the **Product Color Options** page in this price list.

FINISH INFORMATION

Additional Laminate Offering
Additional laminates beyond KI standard offering, are available with two weeks extended leadtime.
To specify additional laminates, use these designators followed by the supplier's color/pattern code:

Formica - LF/supplier's color pattern code
Nevamar - LN/supplier's color pattern code
Wilsonart - LW/supplier's color pattern code

KI's standard finish is the supplier's recommended finish for that color/pattern.
Note: Nonstandard laminates from these suppliers (example: textured laminates), require an upcharge and additional leadtime.
Contact KI.

Additional Stains
Specially stained edges beyond the KI standard offering (as shown under Edge Color column on Product Color Options page) are also available.
Contact KI.

OPTIONS

Table Heights Other Than 29"
Table heights other than 29" are available. Add the table height in inches to the end of the model number string.
Example: to specify 27-1/4" from the top of the table to the floor add "/27.25" to the end of the model number. The minimum height for a Trek® fixed leg table is 25". The maximum height is 42"

SPECIAL SERVICES

Special Carton Marking

With specially marked information	N/C

Shipping
Ships **knocked down, FOB Bonduel, WI 54107, freight prepaid.** Freight class 85.

Specifications and prices are subject to change without prior notice.

Trek® Tables
Pin Height Adjustable

KI

Trek® Tables
Pin Height Adjustable

	MODEL	Features	D x W	MODEL NUMBER Basic Model	Edge Style	Edge Color	Surface Finish	Base Finish	Base	Approx. Packaged Weight	1-1/4" Vinyl Bullnose (54B)	74P Edge (74P)	Knife Edge (KN)
 TPH	**Round Table (Pin Height)** • Round surface • Pin-height adjustable from 23"- 32" in 1" increments • X-base • Pin height not available in chrome • Typical use: Quick collaboration, Mobile equipment carrier • Non-swivel top	X Base	30"	TR25PX	□□□	□□□	□□□	□□	□□□	40.0#	$ 1049	$ 1151	$ 1210
		X Base	36"	TR3PX	□□□	□□□	□□□	□□	□□□	54.0#	1164	1285	1387
 TPH	**Monitor Stand (Pin Height)** • Monitor stand with CPU holder • Pin-height adjustable from 30"- 36" in 1" increments • V-base • Pin height not available in chrome • Typical use: Position monitor above and detached from primary surface; Position CPU below and detached from primary surface, NOT RECOMMENDED IN CORNER APPLICATIONS • Shelf is 8-3/4" wide and 19" deep and allows clearance of 18-1/2" to 27-1/2"	V Base	25 x 26"	TMS2526CPUP	□□□	□□□	□□□	□□	□□□	58.0#	$ 1686	$ 1774	$ 1852
 TPH	**Monitor Stand (Pin Height)** • Monitor stand • Pin-height adjustable from 30"- 36" in 1" increments • V-base • Pin height not available in chrome • Typical use: Position monitor above and detached from primary surface, NOT RECOMMENDED IN CORNER APPLICATIONS	V Base	25 x 26"	TMS2526P	□□□	□□□	□□□	□□	□□□	44.0#	$ 1297	$ 1376	$ 1453

Ⓐ Ⓑ Ⓒ Ⓓ Ⓔ Ⓕ

HOW TO ORDER

Indicate the following information on order form:
1. Quantity of each item.
2. Model number, including options. See "How To Build a Model Number".
3. Any special service required.

Note: • The □ indicates that a choice is required.
- The absence of the □ indicates that no choice is required.
- Alpha-numeric characters in place of □ indicate that no other alternatives are available.

HOW TO BUILD A MODEL NUMBER

Ⓐ Select basic model.

Ⓑ Select edge style.

54B	- 1-1/4" Vinyl bullnose
74P	- 74P edge
KN	- Knife edge

Ⓒ Select edge color.
Refer to the **Product Color Options** page in this price list.
Edge color offerings are based on edge style selections.

Ⓓ Select surface finish.
Refer to the **Product Color Options** page in this price list.
Surface finish offerings are based on edge style selections.

Ⓔ Select base finish.
Refer to the **Product Color Options** page in this price list.

Ⓕ Select base option.

4GB	- 4 black glides
4CB	- 4 black casters w/black hub caps (2 locking)
4MB	- 2 black casters w/black hub caps, 2 black glides

FINISH INFORMATION

Additional Laminate Offering
Additional laminates beyond KI standard offering, are available with two weeks extended leadtime.
To specify additional laminates, use these designators followed by the supplier's color/pattern code:

Formica - LF/supplier's color pattern code
Nevamar - LN/supplier's color pattern code
Wilsonart - LW/supplier's color pattern code

KI's standard finish is the supplier's recommended finish for that color/pattern.
Note: Nonstandard laminates from these suppliers (example: textured laminates), require an upcharge and additional leadtime.
Contact KI.

SPECIAL SERVICES

Special Carton Marking

With specially marked information	N/C

Shipping
Ships **knocked down, FOB Bonduel, WI 54107, freight prepaid.** Freight class 85.

Specifications and prices are subject to change without prior notice.

Trek® Tables
Pin Height Adjustable

KI

Trek® Tables
Pin Height Adjustable

	MODEL	Features	D x W	MODEL NUMBER: Basic Model	Edge Style	Edge Color	Surface Finish	Base Finish	Base	Approx. Packaged Weight	1-1/4" Vinyl Bullnose (54B)	74P Edge (74P)	Knife Edge (KN)
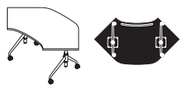 TPH	**Corner Table (Pin Height)** • Corner surface with curved front • Pin-height adjustable from 23"- 32" in 1" increments • T-base • Pin height not available in chrome • Typical use: Primary surface, Recommended for 90° corner configuration	T Base	24 x 48"	TCC2448P	□□□	□□□	□□□	□□	□□□	84.0#	$ 1486	$ 1727	$ 1861
		T Base	30 x 54"	TCC3054P	□□□	□□□	□□□	□□	□□□	106.0#	1726	1982	2105
 TPH	**Square Table (Pin Height)** • Square surface • Pin-height adjustable from 23"- 32" in 1" increments • X-base • Pin height not available in chrome • Typical use: Primary surface, Meeting table, Training table • Non-swivel top	X Base	24 x 24"	TS2PX	□□□	□□□	□□□	□□	□□□	35.0#	$ 997	$ 1060	$ 1119
		X Base	30 x 30"	TS25PX	□□□	□□□	□□□	□□	□□□	50.0#	1085	1155	1233
 TPH	**Rectangular Table (Pin Height)** • Rectangular surface • Pin-height adjustable from 23"- 32" in 1" increments • T-base • Pin height not available in chrome • Typical use: Primary surface, Meeting table, Training table	T Base	24 x 36"	T23P	□□□	□□□	□□□	□□	□□□	53.0#	$ 1187	$ 1260	$ 1339
		T Base	24 x 42"	T235P	□□□	□□□	□□□	□□	□□□	58.0#	1194	1272	1351
		T Base	24 x 48"	T24P	□□□	□□□	□□□	□□	□□□	65.0#	1235	1313	1397
		T Base	24 x 54"	T245P	□□□	□□□	□□□	□□	□□□	68.0#	1297	1380	1478
		T Base	24 x 60"	T25P	□□□	□□□	□□□	□□	□□□	75.0#	1359	1445	1558
		T Base	30 x 36"	T253P	□□□	□□□	□□□	□□	□□□	62.0#	1311	1397	1494
		T Base	30 x 42"	T2535P	□□□	□□□	□□□	□□	□□□	68.0#	1332	1418	1541
		T Base	30 x 48"	T254P	□□□	□□□	□□□	□□	□□□	75.0#	1355	1441	1566
		T Base	30 x 54"	T2545P	□□□	□□□	□□□	□□	□□□	81.0#	1387	1477	1599
		T Base	30 x 60"	T255P	□□□	□□□	□□□	□□	□□□	87.0#	1418	1507	1639
				Ⓐ	Ⓑ	Ⓒ	Ⓓ	Ⓔ	Ⓕ				

HOW TO ORDER

Indicate the following information on order form:
1. Quantity of each item.
2. Model number, including options. See "How To Build a Model Number".
3. Any special service required.

Note: • The □ indicates that a choice is required.
• The absence of the □ indicates that no choice is required.
• Alpha-numeric characters in place of □ indicate that no other alternatives are available.

HOW TO BUILD A MODEL NUMBER

Ⓐ Select basic model.

Ⓑ Select edge style.

54B	- 1-1/4" Vinyl bullnose
74P	- 74P edge
KN	- Knife edge

Ⓒ Select edge color.
Refer to the **Product Color Options** page in this price list.
Edge color offerings are based on edge style selections.

Ⓓ Select surface finish.
Refer to the **Product Color Options** page in this price list.
Surface finish offerings are based on edge style selections.

Ⓔ Select base finish.
Refer to the **Product Color Options** page in this price list.

Ⓕ Select base option.

4GB	- 4 black glides
4CB	- 4 black casters w/black hub caps (2 locking)
4MB	- 2 black casters w/black hub caps, 2 black glides

FINISH INFORMATION

Additional Laminate Offering
Additional laminates beyond KI standard offering, are available with two weeks extended leadtime.
To specify additional laminates, use these designators followed by the supplier's color/pattern code:

Formica - LF/supplier's color pattern code
Nevamar - LN/supplier's color pattern code
Wilsonart - LW/supplier's color pattern code

KI's standard finish is the supplier's recommended finish for that color/pattern.
Note: Nonstandard laminates from these suppliers (example: textured laminates), require an upcharge and additional leadtime.
Contact KI.

SPECIAL SERVICES

Special Carton Marking

With specially marked information	N/C

Shipping
Ships **knocked down, FOB Bonduel, WI 54107, freight prepaid.** Freight class 85.

Specifications and prices are subject to change without prior notice.

Trek® Tables
Pin Height Adjustable

KI

Trek® Tables
Pin Height Adjustable

	MODEL	Features	D x W	MODEL NUMBER: Basic Model	Edge Style (A)	Edge Color (B)	Surface Finish (C)	Base Finish (D)	Base (E)	Approx. Packaged Weight	1-1/4" Vinyl Bullnose (54B)	74P Edge (74P)	Knife Edge (KN)
 TPH	**Dune Shape (Pin Height)** • Dune-shaped surface • Pin-height adjustable from 23"- 32" in 1" increments • V-base • Pin height not available in chrome • Typical use: Primary surface, Recommended for 90° corner configuration	V Base	28 x 46"	TDU46P	□□□	□□□	□□□	□□	□□□	76.0#	$ 1523	$ 1615	$ 1742
		V Base	28 x 50"	TDU50P	□□□	□□□	□□□	□□	□□□	85.0#	1861	1971	2122
 TPH	**Swash Shape (Pin Height)** • Swash-shaped surface • Pin-height adjustable from 23"- 32" in 1" increments • V-base • Pin height not available in chrome • Typical use: Primary surface, Meeting table, Training table	V Base	28 x 45"	TSW45P	□□□	□□□	□□□	□□	□□□	65.0#	$ 1407	$ 1478	$ 1579
		V Base	28 x 57"	TSW57P	□□□	□□□	□□□	□□	□□□	77.0#	1459	1541	1655
		V Base	28 x 63"	TSW63P	□□□	□□□	□□□	□□	□□□	82.0#	1587	1679	1777
		V Base	28 x 69"	TSW69P	□□□	□□□	□□□	□□	□□□	88.0#	1607	1706	1794
 TPH	**Swash Shape (Small) (Pin Height)** • Swash-shaped surface • Pin-height adjustable from 23"- 32" in 1" increments • X-base • Pin height not available in chrome • Typical use: Quick collaboration, Mobile equipment carrier • Non-swivel top	X Base	21 x 29"	TSW29P	□□□	□□□	□□□	□□	□□□	33.0#	$ 1008	$ 1121	$ 1208
 TPH	**Ellipse Shape (Pin Height)** • Ellipse-shaped surface • Pin-height adjustable from 23"- 32" in 1" increments • V-base • Pin height not available in chrome • Typical use: Primary surface, Meeting table	V Base	27 x 45"	TEL2745P	□□□	□□□	□□□	□□	□□□	57.0#	$ 1309	$ 1379	$ 1466
		V Base	36 x 58"	TEL3658P	□□□	□□□	□□□	□□	□□□	82.0#	1488	1587	1716
					Ⓐ	Ⓑ	Ⓒ	Ⓓ	Ⓔ	Ⓕ			

HOW TO ORDER

Indicate the following information on order form:
1. Quantity of each item.
2. Model number, including options. See "How To Build a Model Number".
3. Any special service required.

Note: • The □ indicates that a choice is required.
- The absence of the □ indicates that no choice is required.
- Alpha-numeric characters in place of □ indicate that no other alternatives are available.

HOW TO BUILD A MODEL NUMBER

Ⓐ Select basic model.

Ⓑ Select edge style.

54B	- 1-1/4" Vinyl bullnose
74P	- 74P edge
KN	- Knife edge

Ⓒ Select edge color.
Refer to the **Product Color Options** page in this price list.
Edge color offerings are based on edge style selections.

Ⓓ Select surface finish.
Refer to the **Product Color Options** page in this price list.
Surface finish offerings are based on edge style selections.

Ⓔ Select base finish.
Refer to the **Product Color Options** page in this price list.

Ⓕ Select base option.

4GB	- 4 black glides
4CB	- 4 black casters w/black hub caps (2 locking)
4MB	- 2 black casters w/black hub caps, 2 black glides

FINISH INFORMATION

Additional Laminate Offering
Additional laminates beyond KI standard offering, are available with two weeks extended leadtime.
To specify additional laminates, use these designators followed by the supplier's color/pattern code:

Formica - LF/supplier's color pattern code
Nevamar - LN/supplier's color pattern code
Wilsonart - LW/supplier's color pattern code

KI's standard finish is the supplier's recommended finish for that color/pattern.
Note: Nonstandard laminates from these suppliers (example: textured laminates), require an upcharge and additional leadtime.
Contact KI.

SPECIAL SERVICES

Special Carton Marking

With specially marked information	N/C

Shipping
Ships **knocked down, FOB Bonduel, WI 54107, freight prepaid.** Freight class 85.

Specifications and prices are subject to change without prior notice.

Trek® Tables
Pin Height Adjustable

KI

Trek® Tables
Pin Height Adjustable

		MODEL	Features	D x W	MODEL NUMBER: Basic Model	Edge Style	Edge Color	Surface Finish	Base Finish	Base	Approx. Packaged Weight	1-1/4" Vinyl Bullnose (54B)	74P Edge (74P)	Knife Edge (KN)
 TPH		**Slate Shape (Pin Height)** • Slate-shaped surface • Pin-height adjustable from 23"- 32" in 1" increments • V-base • Pin height not available in chrome • Typical use: Primary surface, Meeting table, Training table	V Base	27 x 45"	TSL2745P	□□□	□□□	□□□	□□	□□□	62.0#	$ 1309	$ 1379	$ 1466
			V Base	36 x 58"	TSL3658P	□□□	□□□	□□□	□□	□□□	92.0#	1488	1587	1716
 TPH		**Asymmetrical Slate Shape (Pin Height)** • Pin-height adjustable from 23"- 32" in 1" increment • X-base • Pin height not available in chrome • Typical use: Quick collaboration, Mobile equipment carrier • Non-swivel top	X Base	25 x 26"	TSL2526P	□□□	□□□	□□□	□□	□□□	36.0#	$ 1034	$ 1092	$ 1154
 TPH		**Slate Shape (Pin Height)** • Small slate-shaped surface • Pin-height adjustable from 23"- 32" in 1" increments • X-base • Pin height not available in chrome • Typical use: Quick collaboration, Mobile equipment carrier • Non-swivel top	X Base	21 x 26"	TSL2126P	□□□	□□□	□□□	□□	□□□	32.0#	$ 975	$ 1063	$ 1121
					Ⓐ	Ⓑ	Ⓒ	Ⓓ	Ⓔ	Ⓕ				

HOW TO ORDER

Indicate the following information on order form:
1. Quantity of each item.
2. Model number, including options. See "How To Build a Model Number".
3. Any special service required.

Note: • The □ indicates that a choice is required.
- The absence of the □ indicates that no choice is required.
- Alpha-numeric characters in place of □ indicate that no other alternatives are available.

HOW TO BUILD A MODEL NUMBER

Ⓐ Select basic model.

Ⓑ Select edge style.

54B	- 1-1/4" Vinyl bullnose
74P	- 74P edge
KN	- Knife edge

Ⓒ Select edge color.
Refer to the **Product Color Options** page in this price list.
Edge color offerings are based on edge style selections.

Ⓓ Select surface finish.
Refer to the **Product Color Options** page in this price list.
Surface finish offerings are based on edge style selections.

Ⓔ Select base finish.
Refer to the **Product Color Options** page in this price list.

Ⓕ Select base option.

4GB	- 4 black glides
4CB	- 4 black casters w/black hub caps (2 locking)
4MB	- 2 black casters w/black hub caps, 2 black glides

FINISH INFORMATION

Additional Laminate Offering
Additional laminates beyond KI standard offering, are available with two weeks extended leadtime. To specify additional laminates, use these designators followed by the supplier's color/pattern code:

Formica - LF/supplier's color pattern code
Nevamar - LN/supplier's color pattern code
Wilsonart - LW/supplier's color pattern code

KI's standard finish is the supplier's recommended finish for that color/pattern.
Note: Nonstandard laminates from these suppliers (example: textured laminates), require an up-charge and additional leadtime.
Contact KI.

SPECIAL SERVICES

Special Carton Marking

With specially marked information	N/C

Shipping
Ships **knocked down, FOB Bonduel, WI 54107, freight prepaid.** Freight class 85.

Specifications and prices are subject to change without prior notice.

Trek® Tables
Folding Leg

KI

Trek® Tables
Folding Leg

	MODEL	Features	A x B	MODEL NUMBER: Basic Model	Edge Style	Edge Color	Surface Finish	Base Finish	Base	Approx. Packaged Weight	1-1/4" Vinyl Bullnose (54B)	74P Edge (74P)	Knife Edge (KN)	1-3/4" Wood Bullnose (15W)
 TFD	**Square Tables, TT Base**	TT Base	60 x 60"	TS5ST	□□□	□□□	□□□	□□	□□□	167.0#	$ 2841	$ 3123	$ 3435	$ 4673
 TFD	**Round Tables, TT Base**	TT Base, Short Fold	60" Diameter	TR5ST	□□□	□□□	□□□	□□	□□□	140.0#	$ 2639	$ 2898	$ 3190	$ 4793
 TFD	**Rectangular Tables, T Base**	T Base	18 x 60"	T155ST	□□□	□□□	□□□	□□	□□□	68.0#	$ 1532	$ 1684	$ 1855	$ 2124
		T Base	18 x 72"	T156ST	□□□	□□□	□□□	□□	□□□	76.0#	1577	1735	1906	2218
		T Base	18 x 84"	T157ST	□□□	□□□	□□□	□□	□□□	83.0#	1762	1938	2131	2591
		T Base, Short Fold	24 x 48"	T24ST	□□□	□□□	□□□	□□	□□□	71.0#	1509	1659	1825	2442
		T Base	24 x 60"	T25ST	□□□	□□□	□□□	□□	□□□	81.0#	1542	1696	1870	2476
		T Base	24 x 72"	T26ST	□□□	□□□	□□□	□□	□□□	91.0#	1762	1938	2131	2632
		T Base	24 x 84"	T27ST	□□□	□□□	□□□	□□	□□□	101.0#	1928	2119	2335	3213
		T Base	24 x 96"	T28ST	□□□	□□□	□□□	□□	□□□	111.0#	2019	2223	2445	3302
		T Base, Short Fold	30 x 48"	T254ST	□□□	□□□	□□□	□□	□□□	81.0#	1628	1790	1968	2467
		T Base	30 x 60"	T255ST	□□□	□□□	□□□	□□	□□□	94.0#	1658	1824	2010	2514
		T Base	30 x 72"	T256ST	□□□	□□□	□□□	□□	□□□	106.0#	1789	1965	2164	2678
		T Base	30 x 84"	T257ST	□□□	□□□	□□□	□□	□□□	119.0#	2065	2276	2502	3231
		T Base	30 x 96"	T258ST	□□□	□□□	□□□	□□	□□□	131.0#	2110	2319	2548	3329
		T Base	36 x 60"	T35ST	□□□	□□□	□□□	□□	□□□	106.0#	1897	2085	2296	2802
		T Base	36 x 72"	T36ST	□□□	□□□	□□□	□□	□□□	121.0#	2001	2201	2422	2948
		T Base	36 x 84"	T37ST	□□□	□□□	□□□	□□	□□□	136.0#	2294	2520	2776	3410
		T Base	36 x 96"	T38ST	□□□	□□□	□□□	□□	□□□	151.0#	2326	2558	2816	3508
					Ⓐ	Ⓑ	Ⓒ	Ⓓ	Ⓔ	Ⓕ				

HOW TO ORDER

Indicate the following information on order form:
1. Quantity of each item.
2. Model number, including options. See "How To Build a Model Number".
3. Any special service required.

Note: • The □ indicates that a choice is required.
- The absence of the □ indicates that no choice is required.
- Alpha-numeric characters in place of □ indicate that no other alternatives are available.

HOW TO BUILD A MODEL NUMBER

Ⓐ Select basic model.

Ⓑ Select edge style.

54B	- 1-1/4" Vinyl bullnose
74P	- 74P edge
KN	- Knife edge
15W	- 1-3/4" Wood bullnose

Ⓒ Select edge color.
Refer to the **Product Color Options** page in this price list.
Edge color offerings are based on edge style selections.

Ⓓ Select surface finish.
Refer to the **Product Color Options** page in this price list.
Surface finish offerings are based on edge style selections.

Ⓔ Select base finish.
Refer to the **Product Color Options** page in this price list.

Ⓕ Select base option.

4GB	- 4 black glides
4CB	- 4 black casters w/black hub caps (2 locking)
4MB	- 2 black casters w/black hub caps, 2 black glides

FINISH INFORMATION

Additional Laminate Offering
Additional laminates beyond KI standard offering, are available with two weeks extended leadtime. To specify additional laminates, use these designators followed by the supplier's color/pattern code:

Formica - LF/supplier's color pattern code
Nevamar - LN/supplier's color pattern code
Wilsonart - LW/supplier's color pattern code

KI's standard finish is the supplier's recommended finish for that color/pattern.
Note: Nonstandard laminates from these suppliers (example: textured laminates), require an upcharge and additional leadtime.
Contact KI.

Additional Stains
Specially stained edges beyond the KI standard offering (as shown under Edge Color column on Product Color Options page) are also available.
Contact KI.

SPECIAL SERVICES

Special Carton Marking

With specially marked information	N/C

Shipping
Ships **knocked down, FOB Bonduel, WI 54107, freight prepaid.** Freight class 85.

Specifications and prices are subject to change without prior notice.

Trek® Tables
Folding Leg

KI

Trek® Tables
Folding Leg

	MODEL	Features	A x B	MODEL NUMBER: Basic Model	Edge Style	Edge Color	Surface Finish	Base Finish	Base	Approx. Packaged Weight	1-1/4" Vinyl Bullnose (54B)	74P Edge (74P)	Knife Edge (KN)	1-3/4" Wood Bullnose (15W)
 TFD	**Rectangular Tables, TT Bases**	TT Base	42 x 72"	T356ST	□□□	□□□	□□□	□□	□□□	145.0#	$ 2614	$ 2874	$ 3161	$ 3980
		TT Base	42 x 84"	T357ST	□□□	□□□	□□□	□□	□□□	163.0#	2828	3112	3424	4410
		TT Base	42 x 96"	T358ST	□□□	□□□	□□□	□□	□□□	180.0#	2895	3187	3503	4520
		TT Base	48 x 72"	T46ST	□□□	□□□	□□□	□□	□□□	162.0#	2695	2962	3260	4141
		TT Base	48 x 84"	T47ST	□□□	□□□	□□□	□□	□□□	182.0#	2865	3156	3468	4547
		TT Base	48 x 96"	T48ST	□□□	□□□	□□□	□□	□□□	202.0#	2924	3216	3537	4775
		TT Base	48 x 108"	T49ST	□□□	□□□	□□□	□□	□□□	222.0#	2957	3257	3583	5197
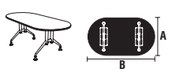 TFD	**Racetrack Tables (Oval), T or TT Base**	T Base	36 x 72"	TO36ST	□□□	□□□	□□□	□□	□□□	112.0#	$ 2137	$ 2350	$ 2583	$ 3460
		TT Base	48 x 96"	TO48ST	□□□	□□□	□□□	□□	□□□	185.0#	3158	3474	3823	5274
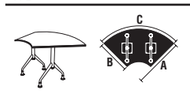 TFD	**Crescent Tables, T Base**	T Base, Short Fold	48 x 24 x 75-1/2"	TC24ST	□□□	□□□	□□□	□□	□□□	79.0#	$ 1339	$ 1475	$ 1618	$ 2779
		T Base, Short Fold	60 x 24 x 94"	TC25ST	□□□	□□□	□□□	□□	□□□	94.0#	1949	2140	2356	3557
		T Base, Short Fold	48 x 30 x 75-1/2"	TC254ST	□□□	□□□	□□□	□□	□□□	85.0#	1351	1486	1637	2779
		T Base	60 x 30 x 94"	TC255ST	□□□	□□□	□□□	□□	□□□	105.0#	1961	2161	2375	3574
		T Base	60 x 36 x 94"	TC35ST	□□□	□□□	□□□	□□	□□□	114.0#	1985	2187	2406	3600
		T Base	72 x 36 x 113"	TC36ST	□□□	□□□	□□□	□□	□□□	137.0#	2105	2312	2545	5274
 TFD	**Half Round Tables, T Base**	T Base, Short Fold	30 x 60"	TH255ST	□□□	□□□	□□□	□□	□□□	81.0#	$ 1926	$ 2118	$ 2329	$ 3741
		T Base, Short Fold	36 x 72"	TH36ST	□□□	□□□	□□□	□□	□□□	102.0#	2223	2445	2692	4443
					Ⓑ	Ⓒ	Ⓓ	Ⓔ	Ⓕ					

HOW TO ORDER

Indicate the following information on order form:
1. Quantity of each item.
2. Model number, including options. See "How To Build a Model Number".
3. Any special service required.

Note: • The □ indicates that a choice is required.
- The absence of the □ indicates that no choice is required.
- Alpha-numeric characters in place of □ indicate that no other alternatives are available.

HOW TO BUILD A MODEL NUMBER

Ⓐ Select basic model.

Ⓑ Select edge style.

54B	- 1-1/4" Vinyl bullnose
74P	- 74P edge
KN	- Knife edge
15W	- 1-3/4" Wood bullnose

Ⓒ Select edge color.
Refer to the **Product Color Options** page in this price list.
Edge color offerings are based on edge style selections.

Ⓓ Select surface finish.
Refer to the **Product Color Options** page in this price list.
Surface finish offerings are based on edge style selections.

Ⓔ Select base finish.
Refer to the **Product Color Options** page in this price list.

Ⓕ Select base option.

4GB	- 4 black glides
4CB	- 4 black casters w/black hub caps (2 locking)
4MB	- 2 black casters w/black hub caps, 2 black glides

FINISH INFORMATION

Additional Laminate Offering
Additional laminates beyond KI standard offering, are available with two weeks extended leadtime. To specify additional laminates, use these designators followed by the supplier's color/pattern code:

Formica - LF/supplier's color pattern code
Nevamar - LN/supplier's color pattern code
Wilsonart - LW/supplier's color pattern code

KI's standard finish is the supplier's recommended finish for that color/pattern.
Note: Nonstandard laminates from these suppliers (example: textured laminates), require an up-charge and additional leadtime.
Contact KI.

Additional Stains
Specially stained edges beyond the KI standard offering (as shown under Edge Color column on Product Color Options page) are also available. Contact KI.

SPECIAL SERVICES

Special Carton Marking

With specially marked information	N/C

Shipping
Ships **knocked down, FOB Bonduel, WI 54107, freight prepaid.** Freight class 85.

Specifications and prices are subject to change without prior notice.

Trek® Tables
Folding Leg with Modesty Panel

KI

Trek® Tables
Folding Leg with Modesty Panel

				MODEL NUMBER							1-1/4" Vinyl Bullnose (54B)	74P Edge (74P)	Knife Edge (KN)
	MODEL	Features	A x B	Basic Model	Edge Style	Edge Color	Surface Finish	Base Finish	Base	Approx. Packaged Weight			
 TFDM	**Rectangular Tables, Folding Leg, Modesty Panel, T Base** • Modesty panels available with standard folding mechanism (M) or quick release mechanism (Q) • Modesty panel only available in black bullnose edge	T Base	18 x 60"	T155ST/M	□□□	□□□	□□□	□□	□□□	87.0#	$ 1780	$ 1959	$ 2154
		T Base	18 x 72"	T156ST/M	□□□	□□□	□□□	□□	□□□	100.0#	1894	2084	2294
		T Base	18 x 84"	T157ST/M	□□□	□□□	□□□	□□	□□□	112.0#	2079	2287	2518
		T Base	24 x 60"	T25ST/M	□□□	□□□	□□□	□□	□□□	106.0#	1798	1980	2178
		T Base	24 x 60"	T25ST/Q	□□□	□□□	□□□	□□	□□□	106.0#	1798	1980	N/A
		T Base	24 x 72"	T26ST/M	□□□	□□□	□□□	□□	□□□	113.0#	2079	2287	2518
		T Base	24 x 72"	T26ST/Q	□□□	□□□	□□□	□□	□□□	113.0#	2079	2287	N/A
		T Base	24 x 84"	T27ST/M	□□□	□□□	□□□	□□	□□□	138.0#	2244	2471	2715
		T Base	24 x 84"	T27ST/Q	□□□	□□□	□□□	□□	□□□	138.0#	2244	2471	N/A
		T Base	24 x 96"	T28ST/M	□□□	□□□	□□□	□□	□□□	155.0#	2338	2571	2827
		T Base	24 x 96"	T28ST/Q	□□□	□□□	□□□	□□	□□□	155.0#	2338	2571	N/A
		T Base	30 x 60"	T255ST/M	□□□	□□□	□□□	□□	□□□	125.0#	1911	2103	2311
		T Base	30 x 60"	T255ST/Q	□□□	□□□	□□□	□□	□□□	125.0#	1911	2103	N/A
		T Base	30 x 72"	T256ST/M	□□□	□□□	□□□	□□	□□□	137.0#	2106	2313	2546
		T Base	30 x 72"	T256ST/Q	□□□	□□□	□□□	□□	□□□	137.0#	2106	2313	N/A
		T Base	30 x 84"	T257ST/M	□□□	□□□	□□□	□□	□□□	150.0#	2383	2622	2888
		T Base	30 x 84"	T257ST/Q	□□□	□□□	□□□	□□	□□□	150.0#	2383	2622	N/A
		T Base	30 x 96"	T258ST/M	□□□	□□□	□□□	□□	□□□	162.0#	2431	2674	2944
		T Base	30 x 96"	T258ST/Q	□□□	□□□	□□□	□□	□□□	162.0#	2431	2674	N/A
				Ⓐ	Ⓑ	Ⓒ	Ⓓ	Ⓔ	Ⓕ				

HOW TO ORDER

Indicate the following information on order form:
1. Quantity of each item.
2. Model number, including options. See “How To Build a Model Number”.
3. Any special service required.

Note: • The □ indicates that a choice is required.
- The absence of the □ indicates that no choice is required.
- Alpha-numeric characters in place of □ indicate that no other alternatives are available.

HOW TO BUILD A MODEL NUMBER

Ⓐ Select basic model.

Ⓑ Select edge style.

54B	- 1-1/4" Vinyl bullnose
74P	- 74P edge
KN	- Knife edge

Ⓒ Select edge color.
Refer to the **Product Color Options** page in this price list.
Edge color offerings are based on edge style selections.

Ⓓ Select surface finish.
Refer to the **Product Color Options** page in this price list.
Surface finish offerings are based on edge style selections.

Ⓔ Select base finish.
Refer to the **Product Color Options** page in this price list.

Ⓕ Select base option.

4GB	- 4 black glides
4CB	- 4 black casters w/black hub caps (2 locking)
4MB	- 2 black casters w/black hub caps, 2 black glides

FINISH INFORMATION

Additional Laminate Offering
Additional laminates beyond KI standard offering, are available with two weeks extended leadtime. To specify additional laminates, use these designators followed by the supplier’s color/pattern code:

Formica - LF/supplier’s color pattern code
Nevamar - LN/supplier’s color pattern code
Wilsonart - LW/supplier’s color pattern code

KI’s standard finish is the supplier’s recommended finish for that color/pattern.
Note: Nonstandard laminates from these suppliers (example: textured laminates), require an upcharge and additional leadtime.
Contact KI.

Additional Stains
Specially stained edges beyond the KI standard offering (as shown under Edge Color column on Product Color Options page) are also available.
Contact KI.

SPECIAL SERVICES

Special Carton Marking

With specially marked information	N/C

Shipping
Ships **knocked down, FOB Bonduel, WI 54107, freight prepaid.** Freight class 85.

Specifications and prices are subject to change without prior notice.

Trek® Tables
Folding Leg with PowerUp®

KI

Trek® Tables
Folding Leg with PowerUp®

	MODEL	Features	A x B	MODEL NUMBER: Basic Model	Edge Style	Edge Color	Surface Finish	Base Finish	Base	Cord (feet)	Module Color	Approx. Packaged Weight	1-1/4" Vinyl Bullnose (54B)	74P Edge (74P)	Knife Edge (KN)	1-3/4" Wood Bullnose (15W)
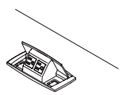	**Folding Leg, Rectangular Tables with PowerUp®** • Available with one module (1) or two modules (2)	T Base	24 x 60"	TD25ST/1	□□□	□□□	□□□	□□	□□□	□□	□□□	85.0#	$ 1912	$ 2105	$ 2312	$ 2848
		T Base	24 x 60"	TD25ST/2	□□□	□□□	□□□	□□	□□□	□□	□□□	87.0#	2027	2219	2431	2958
		T Base	24 x 72"	TD26ST/1	□□□	□□□	□□□	□□	□□□	□□	□□□	95.0#	2131	2344	2578	3001
		T Base	24 x 72"	TD26ST/2	□□□	□□□	□□□	□□	□□□	□□	□□□	95.0#	2245	2458	2694	3119
		T Base	30 x 60"	TD255ST/1	□□□	□□□	□□□	□□	□□□	□□	□□□	97.0#	2027	2231	2454	2883
		T Base	30 x 60"	TD255ST/2	□□□	□□□	□□□	□□	□□□	□□	□□□	100.0#	2144	2346	2571	2999
TUD		T Base	30 x 72"	TD256ST/1	□□□	□□□	□□□	□□	□□□	□□	□□□	125.0#	2154	2372	2610	3049
		T Base	30 x 72"	TD256ST/2	□□□	□□□	□□□	□□	□□□	□□	□□□	128.0#	2272	2485	2721	3163
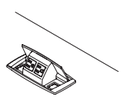	**Folding Leg, Quick Release Modesty Panel, Rectangular Tables w/PowerUp®** • Available with one module (1) or two modules (2)	T Base	24 x 60"	TD25STQ/1	□□□	□□□	□□□	□□	□□□	□□	□□□	108.0#	$ 2172	$ 2384	N/A	N/A
		T Base	24 x 60"	TD25STQ/2	□□□	□□□	□□□	□□	□□□	□□	□□□	108.0#	2284	2503	N/A	N/A
		T Base	24 x 72"	TD26STQ/1	□□□	□□□	□□□	□□	□□□	□□	□□□	116.0#	2446	2694	N/A	N/A
		T Base	24 x 72"	TD26STQ/2	□□□	□□□	□□□	□□	□□□	□□	□□□	120.0#	2559	2811	N/A	N/A
		T Base	30 x 60"	TD255STQ/1	□□□	□□□	□□□	□□	□□□	□□	□□□	129.0#	2280	2513	N/A	N/A
		T Base	30 x 60"	TD255STQ/2	□□□	□□□	□□□	□□	□□□	□□	□□□	132.0#	2398	2623	N/A	N/A
TUDQ		T Base	30 x 72"	TD256STQ/1	□□□	□□□	□□□	□□	□□□	□□	□□□	140.0#	2477	2722	N/A	N/A
		T Base	30 x 72"	TD256STQ/2	□□□	□□□	□□□	□□	□□□	□□	□□□	142.0#	2591	2843	N/A	N/A
					Ⓐ	Ⓑ	Ⓒ	Ⓓ	Ⓔ	Ⓕ	Ⓖ	Ⓗ				

HOW TO ORDER

Indicate the following information on order form:
1. Quantity of each item.
2. Model number, including options. See "How To Build a Model Number".
3. Any special service required.

Note: • The □ indicates that a choice is required.
- The absence of the □ indicates that no choice is required.
- Alpha-numeric characters in place of □ indicate that no other alternatives are available.

HOW TO BUILD A MODEL NUMBER

Ⓐ Select basic model.

Ⓑ Select edge style.

54B	- 1-1/4" Vinyl bullnose
74P	- 74P edge
KN	- Knife edge
15W	- 1-3/4" Wood bullnose

Ⓒ Select edge color.
Refer to the **Product Color Options** page in this price list.
Edge color offerings are based on edge style selections.

Ⓓ Select surface finish.
Refer to the **Product Color Options** page in this price list.
Surface finish offerings are based on edge style selections.

Ⓔ Select base finish.
Refer to the **Product Color Options** page in this price list.

Ⓕ Select base option.

4GB	- 4 black glides
4CB	- 4 black casters w/black hub caps (2 locking)
4MB	- 2 black casters w/black hub caps, 2 black glides

Ⓖ Select cord length (feet).

15	- 15' cord length
9	- 9' cord length

Ⓗ Select module color.
Refer to the **Product Color Options** page in this price list.

FINISH INFORMATION

Additional Laminate Offering
Additional laminates beyond KI standard offering, are available with two weeks extended leadtime. To specify additional laminates, use these designators followed by the supplier's color/pattern code:

Formica - LF/supplier's color pattern code
Nevamar - LN/supplier's color pattern code
Wilsonart - LW/supplier's color pattern code

KI's standard finish is the supplier's recommended finish for that color/pattern.
Note: Nonstandard laminates from these suppliers (example: textured laminates), require an up-charge and additional leadtime.
Contact KI.

Additional Stains
Specially stained edges beyond the KI standard offering (as shown under Edge Color column on Product Color Options page) are also available.
Contact KI.

SPECIAL SERVICES

Special Carton Marking

With specially marked information	N/C

Shipping
Ships **knocked down, FOB Bonduel, WI 54107, freight prepaid.** Freight class 85.

Specifications and prices are subject to change without prior notice.

Trek® Tables
Flip-Top

KI

Trek® Tables
Flip-Top

	MODEL	Features	A x B x C x D	MODEL NUMBER: Basic Model	Edge Style	Edge Color	Surface Finish	Base Finish	Base	Approx. Packaged Weight	1-1/4" Vinyl Bullnose (54B)	74P Edge (74P)	1-3/4" Wood Bullnose (15W)
 TFP	**Square Tables, X Base** • Will ship standard with the connecting bar (allowing for one hand flipping)	X Base	30 x 30"	TS25FT	□□□	□□□	□□□	□□	□□□	57.0#	$ 1236	$ 1365	$ 1688
		X Base	36 x 36"	TS3FT	□□□	□□□	□□□	□□	□□□	71.0#	1243	1368	1921
 TFP	**Round Tables, X Bases** • Will ship standard with the connecting bar (allowing for one hand flipping)	X Base	30" Diameter	TR25FT	□□□	□□□	□□□	□□	□□□	50.0#	$ 1243	$ 1368	$ 2144
		X Base	36" Diameter	TR3FT	□□□	□□□	□□□	□□	□□□	61.0#	1249	1374	2372
 TFP	**Rectangular Tables, T Base** • Will ship standard with the connecting bar (allowing for one hand flipping)	T Base	24 x 48"	T24FT	□□□	□□□	□□□	□□	□□□	76.0#	$ 1503	$ 1657	$ 2172
		T Base	24 x 60"	T25FT	□□□	□□□	□□□	□□	□□□	86.0#	1521	1671	2432
		T Base	24 x 72"	T26FT	□□□	□□□	□□□	□□	□□□	96.0#	1733	1905	2609
		T Base	30 x 48"	T254FT	□□□	□□□	□□□	□□	□□□	86.0#	1574	1728	2329
		T Base	30 x 60"	T255FT	□□□	□□□	□□□	□□	□□□	98.0#	1632	1793	2491
		T Base	30 x 72"	T256FT	□□□	□□□	□□□	□□	□□□	111.0#	1763	1939	2649
		T Base	36 x 48"	T34FT	□□□	□□□	□□□	□□	□□□	96.0#	1872	2059	2477
		T Base	36 x 60"	T35FT	□□□	□□□	□□□	□□	□□□	111.0#	1884	2072	2775
		T Base	36 x 72"	T36FT	□□□	□□□	□□□	□□	□□□	126.0#	1974	2174	2918
 TFP	**Racetrack Tables (Oval), T Base** • Will ship standard with the connecting bar (allowing for one hand flipping)	T Base	36 x 72"	TO36FT	□□□	□□□	□□□	□□	□□□	116.0#	$ 2110	$ 2319	$ 3433
 TFP	**Trapezoid Tables, T Base** • Will ship standard with the connecting bar (allowing for one hand flipping) • 24x24x24x48 = 21"D • 30x30x30x60 = 26"D • 36x36x36x72 = 31"D • 24x24x24x48 available with glides only	T Base	24 x 24 x 24 x 48"	TT24FT	□□□	□□□	□□□	□□	4GB	62.0#	$ 1639	$ 1803	$ 3036
		T Base	30 x 30 x 30 x 60"	TT35FT	□□□	□□□	□□□	□□	□□□	76.0#	1767	1947	3230
		T Base	36 x 36 x 36 x 72"	TT36FT	□□□	□□□	□□□	□□	□□□	94.0#	2223	2445	4207
				Ⓐ	Ⓑ	Ⓒ	Ⓓ	Ⓔ	Ⓕ				

HOW TO ORDER

Indicate the following information on order form:
1. Quantity of each item.
2. Model number, including options. See "How To Build a Model Number".
3. Any special service required.

Note: • The □ indicates that a choice is required.
• The absence of the □ indicates that no choice is required.
• Alpha-numeric characters in place of □ indicate that no other alternatives are available.

HOW TO BUILD A MODEL NUMBER

Ⓐ Select basic model.

Ⓑ Select edge style.

54B	- 1-1/4" Vinyl bullnose
74P	- 74P edge
15W	- 1-3/4" Wood bullnose

Ⓒ Select edge color.
Refer to the **Product Color Options** page in this price list.
Edge color offerings are based on edge style selections.

Ⓓ Select surface finish.
Refer to the **Product Color Options** page in this price list.
Surface finish offerings are based on edge style selections.

Ⓔ Select base finish.
Refer to the **Product Color Options** page in this price list.

Ⓕ Select base option.

4GB	- 4 black glides
4CB	- 4 black casters w/black hub caps (2 locking)
4MB	- 2 black casters w/black hub caps, 2 black glides

FINISH INFORMATION

Additional Laminate Offering
Additional laminates beyond KI standard offering, are available with two weeks extended leadtime. To specify additional laminates, use these designators followed by the supplier's color/pattern code:

Formica - LF/supplier's color pattern code
Nevamar - LN/supplier's color pattern code
Wilsonart - LW/supplier's color pattern code

KI's standard finish is the supplier's recommended finish for that color/pattern.
Note: Nonstandard laminates from these suppliers (example: textured laminates), require an upcharge and additional leadtime.
Contact KI.

Additional Stains
Specially stained edges beyond the KI standard offering (as shown under Edge Color column on Product Color Options page) are also available. Contact KI.

SPECIAL SERVICES

Special Carton Marking

With specially marked information	N/C

Shipping
Ships **knocked down, FOB Bonduel, WI 54107, freight prepaid.** Freight class 85.

Specifications and prices are subject to change without prior notice.

Trek® Tables
Flip-Top with Modesty Panel

KI

Trek® Tables
Flip-Top with Modesty Panel

	MODEL	Features	A x B	MODEL NUMBER: Basic Model	Edge Style	Edge Color	Surface Finish	Base Finish	Base	Approx. Packaged Weight	1-1/4" Vinyl Bullnose (54B)	74P Edge (74P)
 TFPM	**Rectangular Tables, Flip Top, Modesty Panel, T Base** • Modesty panels available with standard folding mechanism (M) or quick release mechanism (Q) • Modesty panel only available in black bullnose edge • Will ship standard with the connecting bar (allowing for one hand flipping)	T Base	24 x 60"	T25FT/M	□□□	□□□	□□□	□□	□□□	101.0#	$ 1776	$ 1954
		T Base	24 x 60"	T25FT/Q	□□□	□□□	□□□	□□	□□□	101.0#	1776	1954
		T Base	24 x 72"	T26FT/M	□□□	□□□	□□□	□□	□□□	112.0#	2051	2255
		T Base	24 x 72"	T26FT/Q	□□□	□□□	□□□	□□	□□□	112.0#	2051	2255
		T Base	30 x 60"	T255FT/M	□□□	□□□	□□□	□□	□□□	115.0#	1884	2072
		T Base	30 x 60"	T255FT/Q	□□□	□□□	□□□	□□	□□□	115.0#	1884	2072
		T Base	30 x 72"	T256FT/M	□□□	□□□	□□□	□□	□□□	130.0#	2083	2292
		T Base	30 x 72"	T256FT/Q	□□□	□□□	□□□	□□	□□□	130.0#	2083	2292
				Ⓐ	Ⓑ	Ⓒ	Ⓓ	Ⓔ	Ⓕ			

HOW TO ORDER

Indicate the following information on order form:
1. Quantity of each item.
2. Model number, including options. See "How To Build a Model Number".
3. Any special service required.

Note: • The □ indicates that a choice is required.
• The absence of the □ indicates that no choice is required.
• Alpha-numeric characters in place of □ indicate that no other alternatives are available.

HOW TO BUILD A MODEL NUMBER

Ⓐ Select basic model.

Ⓑ Select edge style.

54B	- 1-1/4" Vinyl bullnose
74P	- 74P edge

Ⓒ Select edge color.
Refer to the **Product Color Options** page in this price list.
Edge color offerings are based on edge style selections.

Ⓓ Select surface finish.
Refer to the **Product Color Options** page in this price list.
Surface finish offerings are based on edge style selections.

Ⓔ Select base finish.
Refer to the **Product Color Options** page in this price list.

Ⓕ Select base option.

4GB	- 4 black glides
4CB	- 4 black casters w/black hub caps (2 locking)
4MB	- 2 black casters w/black hub caps, 2 black glides

FINISH INFORMATION

Additional Laminate Offering
Additional laminates beyond KI standard offering, are available with two weeks extended leadtime. To specify additional laminates, use these designators followed by the supplier's color/pattern code:

Formica - LF/supplier's color pattern code
Nevamar - LN/supplier's color pattern code
Wilsonart - LW/supplier's color pattern code

KI's standard finish is the supplier's recommended finish for that color/pattern.
Note: Nonstandard laminates from these suppliers (example: textured laminates), require an upcharge and additional leadtime.
Contact KI.

Additional Stains
Specially stained edges beyond the KI standard offering (as shown under Edge Color column on Product Color Options page) are also available.
Contact KI.

SPECIAL SERVICES

Special Carton Marking

With specially marked information	N/C

Shipping
Ships **knocked down, FOB Bonduel, WI 54107, freight prepaid.** Freight class 85.

Specifications and prices are subject to change without prior notice.

Trek® Tables
Lightweight Folding Leg

KI

Trek® Tables
Lightweight Folding Leg

	MODEL	Features	A x B	MODEL NUMBER: Basic Model	Edge Style	Edge Color	Surface Finish	Base Finish	Base	Approx. Packaged Weight	1-1/4" Vinyl Bullnose (54B)	74P Edge (74P)	Knife Edge (KN)
	**Rectangular Tables, T Base**	T Base	18 x 60"	TL155ST	□□□	□□□	□□□	□□	□□□	53.0#	$ 1654	$ 1816	$ 1998
		T Base	18 x 72"	TL156ST	□□□	□□□	□□□	□□	□□□	50.0#	1707	1876	2061
		T Base	18 x 84"	TL157ST	□□□	□□□	□□□	□□	□□□	54.0#	1898	2091	2300
		T Base	24 x 60"	TL25ST	□□□	□□□	□□□	□□	□□□	50.0#	1666	1832	2017
TLF		T Base	24 x 72"	TL26ST	□□□	□□□	□□□	□□	□□□	56.0#	1898	2091	2300
		T Base	24 x 84"	TL27ST	□□□	□□□	□□□	□□	□□□	61.0#	2079	2287	2518
		T Base	30 x 60"	TL255ST	□□□	□□□	□□□	□□	□□□	54.0#	1789	1965	2164
		T Base	30 x 72"	TL256ST	□□□	□□□	□□□	□□	□□□	60.0#	1931	2121	2338
		T Base	30 x 84"	TL257ST	□□□	□□□	□□□	□□	□□□	72.0#	2232	2455	2701
		T Base	36 x 60"	TL35ST	□□□	□□□	□□□	□□	□□□	63.0#	2048	2250	2477
		T Base	36 x 72"	TL36ST	□□□	□□□	□□□	□□	□□□	69.0#	2166	2383	2622
		T Base	36 x 84"	TL37ST	□□□	□□□	□□□	□□	□□□	84.0#	2477	2722	2999
					Ⓑ	Ⓒ	Ⓓ	Ⓔ	Ⓕ				

HOW TO ORDER

Indicate the following information on order form:
1. Quantity of each item.
2. Model number, including options. See "How To Build a Model Number".
3. Any special service required.

Note: • The □ indicates that a choice is required.
- The absence of the □ indicates that no choice is required.
- Alpha-numeric characters in place of □ indicate that no other alternatives are available.

HOW TO BUILD A MODEL NUMBER

Ⓐ Select basic model.

Ⓑ Select edge style.

54B	- 1-1/4" Vinyl bullnose
74P	- 74P edge
KN	- Knife edge

Ⓒ Select edge color.
Refer to the **Product Color Options** page in this price list.
Edge color offerings are based on edge style selections.

Ⓓ Select surface finish.
Refer to the **Product Color Options** page in this price list.
Surface finish offerings are based on edge style selections.

Ⓔ Select base finish.
Refer to the **Product Color Options** page in this price list.

Ⓕ Select base option.

4GB	- 4 black glides
4CB	- 4 black casters w/black hub caps (2 locking)
4MB	- 2 black casters w/black hub caps, 2 black glides

FINISH INFORMATION

Additional Laminate Offering
Additional laminates beyond KI standard offering, are available with two weeks extended leadtime.
To specify additional laminates, use these designators followed by the supplier's color/pattern code:

Formica - LF/supplier's color pattern code
Nevamar - LN/supplier's color pattern code
Wilsonart - LW/supplier's color pattern code

KI's standard finish is the supplier's recommended finish for that color/pattern.
Note: Nonstandard laminates from these suppliers (example: textured laminates), require an upcharge and additional leadtime.
Contact KI.

SPECIAL SERVICES

Special Carton Marking

With specially marked information	N/C

Shipping
Ships **knocked down, FOB Bonduel, WI 54107, freight prepaid.** Freight class 85.

Specifications and prices are subject to change without prior notice.

Trek® Tables
Lightweight Folding Leg

KI

Trek® Tables
Lightweight Folding Leg

	MODEL	Features	A x B	MODEL NUMBER: Basic Model	Edge Style	Edge Color	Surface Finish	Base Finish	Base	Cord (feet)	Module Color	Approx. Packaged Weight	1-1/4" Vinyl Bullnose (54B)	74P Edge (74P)	Knife Edge (KN)
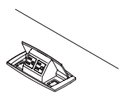	**Folding Leg, Lightweight, Rectangular Tables with PowerUp®** • Available with one module (1) or two modules (2)	T Base	24 x 60"	TLD25ST/1	□□□	□□□	□□□	□□	□□□	□□	□□□	53.0#	$ 2039	$ 2242	$ 2466
		T Base	24 x 60"	TLD25ST/2	□□□	□□□	□□□	□□	□□□	□□	□□□	56.0#	2153	2356	2582
		T Base	24 x 72"	TLD26ST/1	□□□	□□□	□□□	□□	□□□	□□	□□□	59.0#	2272	2494	2723
		T Base	24 x 72"	TLD26ST/2	□□□	□□□	□□□	□□	□□□	□□	□□□	62.0#	2384	2637	2846
		T Base	30 x 60"	TLD255ST/1	□□□	□□□	□□□	□□	□□□	□□	□□□	57.0#	2154	2372	2610
		T Base	30 x 60"	TLD255ST/2	□□□	□□□	□□□	□□	□□□	□□	□□□	57.0#	2272	2485	2721
TUL		T Base	30 x 72"	TLD256ST/1	□□□	□□□	□□□	□□	□□□	□□	□□□	64.0#	2300	2528	2781
		T Base	30 x 72"	TLD256ST/2	□□□	□□□	□□□	□□	□□□	□□	□□□	66.0#	2413	2643	2896
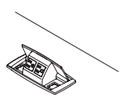	**Folding Leg, LW, Rectangular w/Quick Release Modesty Panel and PowerUp®** • Available with one module (1) or two modules (2)	T Base	24 x 60"	TLD25STQ/1	□□□	□□□	□□□	□□	□□□	□□	□□□	75.0#	$ 2467	$ 2714	N/A
		T Base	24 x 60"	TLD25STQ/2	□□□	□□□	□□□	□□	□□□	□□	□□□	78.0#	2583	2828	N/A
		T Base	24 x 72"	TLD26STQ/1	□□□	□□□	□□□	□□	□□□	□□	□□□	83.0#	2796	3080	N/A
		T Base	24 x 72"	TLD26STQ/2	□□□	□□□	□□□	□□	□□□	□□	□□□	86.0#	2915	3195	N/A
		T Base	30 x 60"	TLD255STQ/1	□□□	□□□	□□□	□□	□□□	□□	□□□	81.0#	2588	2849	N/A
		T Base	30 x 60"	TLD255STQ/2	□□□	□□□	□□□	□□	□□□	□□	□□□	84.0#	2706	2959	N/A
TULQ		T Base	30 x 72"	TLD256STQ/1	□□□	□□□	□□□	□□	□□□	□□	□□□	96.0#	2828	3112	N/A
		T Base	30 x 72"	TLD256STQ/2	□□□	□□□	□□□	□□	□□□	□□	□□□	98.0#	2947	3228	N/A
					Ⓐ	Ⓑ	Ⓒ	Ⓓ	Ⓔ	Ⓕ	Ⓖ	Ⓗ			

HOW TO ORDER

Indicate the following information on order form:
1. Quantity of each item.
2. Model number, including options. See "How To Build a Model Number".
3. Any special service required.

Note: • The □ indicates that a choice is required.
- The absence of the □ indicates that no choice is required.
- Alpha-numeric characters in place of □ indicate that no other alternatives are available.

HOW TO BUILD A MODEL NUMBER

Ⓐ Select basic model.

Ⓑ Select edge style.

54B	- 1-1/4" Vinyl bullnose
74P	- 74P edge
KN	- Knife edge

Ⓒ Select edge color.
Refer to the **Product Color Options** page in this price list.
Edge color offerings are based on edge style selections.

Ⓓ Select surface finish.
Refer to the **Product Color Options** page in this price list.
Surface finish offerings are based on edge style selections.

Ⓔ Select base finish.
Refer to the **Product Color Options** page in this price list.

Ⓕ Select base option.

4GB	- 4 black glides
4CB	- 4 black casters w/black hub caps (2 locking)
4MB	- 2 black casters w/black hub caps, 2 black glides

Ⓖ Select cord length (feet).

15	- 15' cord length
9	- 9' cord length

Ⓗ Select module color.
Refer to the **Product Color Options** page in this price list.

FINISH INFORMATION

Additional Laminate Offering
Additional laminates beyond KI standard offering, are available with two weeks extended leadtime.
To specify additional laminates, use these designators followed by the supplier's color/pattern code:

Formica - LF/supplier's color pattern code
Nevamar - LN/supplier's color pattern code
Wilsonart - LW/supplier's color pattern code

KI's standard finish is the supplier's recommended finish for that color/pattern.
Note: Nonstandard laminates from these suppliers (example: textured laminates), require an up-charge and additional leadtime.
Contact KI.

OPTIONS

Table Heights Other Than 29"
Table heights other than 29" are available. Add the table height in inches to the end of the model number string.
Example: to specify 27-1/4" from the top of the table to the floor add "/27.25" to the end of the model number. The minimum height for a Trek® fixed leg table is 25". The maximum height is 42"

SPECIAL SERVICES

Special Carton Marking

With specially marked information	N/C

Shipping
Ships **knocked down, FOB Bonduel, WI 54107, freight prepaid.** Freight class 85.

Specifications and prices are subject to change without prior notice.

Trek® Tables
Trek® Plus Tables

TREK PLUS TYPICALS TABLE COMPONENTS

Shape	Model Number	Dimensions A x B x C	Table Components
Racetrack Typical 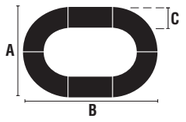	TPRT24	96" x 144" x 24"	2 Rectangles 24" x 48"
			4 Cresents 48" x 24" x 75½"
	TPRT30	96" x 144" x 30"	2 Rectangles 30" x 48"
			4 Cresents 48" x 30" x 75½"
	TPRT36	120" x 180" x 36"	2 Rectangles 36" x 60"
			4 Cresents 60" x 36" x 94"
Quarter Circle Typical 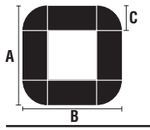	TPQC24	96" x 96" x 24"	4 Rectangles 24" x 48"
			4 Quarter Rounds 24" x 24"
	TPQC30	108" x 108" x 30"	4 Rectangles 30" x 48"
			4 Quarter Rounds 30" x 30"
	TPQC36	144" x 144" x 36"	4 Rectangles 36" x 72"
			4 Quarter Rounds 36" x 36"
Oval Typical 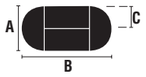	TPOV24	48" x 96" x 24"	2 Rectangles 24" x 48"
			2 Half Rounds 24" x 48"
	TPOV30	60" x 120" x 30"	2 Rectangles 30" x 60"
			2 Half Rounds 30" x 60"
	TPOV36	72" x 144" x 36"	2 Rectangles 36" x 72"
			2 Half Rounds 36" x 72"
Open Circle Typical 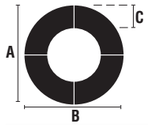	TPOC24	96" x 96" x 24"	4 Cresents 48" x 24" x 75½"
	TPOC30	120" x 120" x 30"	4 Cresents 60" x 30" x 94"
	TPOC36	144" x 144" x 36"	4 Cresents 72" x 36" x 113"
Circle Typical 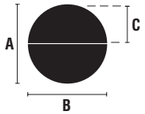	TPCT24	48" x 48" x 24"	2 Half Rounds 24" x 48"
	TPCT30	60" x 60" x 30"	2 Half Rounds 30" x 60"
	TPCT36	72" x 72" x 36"	2 Half Rounds 36" x 72"

TREK PLUS TYPICALS TABLE COMPONENTS

Shape	Model Number	Dimensions A x B x C	Table Components
Open Hexagon Typical 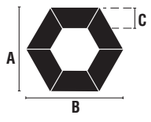	TPOH24	84" x 96" x 21"	6 Trapezoids 24" x 24" x 24" x 48"
	TPOH30	105" x 120" x 26¼"	6 Trapezoids 30" x 30" x 30" x 60"
	TPOH36	126" x 144" x 31½"	6 Trapezoids 36" x 36" x 36" x 72"
Hexagon Typical 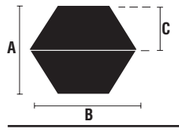	TPHT24	42" x 48" x 21"	2 Trapezoids 24" x 24" x 24" x 48"
	TPHT30	52½" x 60" x 26¼"	2 Trapezoids 30" x 30" x 30" x 60"
	TPHT36	63" x 72" x 31½"	2 Trapezoids 36" x 36" x 36" x 72"
Open Boat Shaped Typical 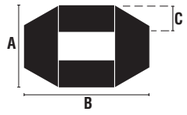	TPOB24	72" x 111" x 24"	2 Rectangles 24" x 48"
			2 Trapezoids 36" x 36" x 36" x 72"
Boat Shaped Typical 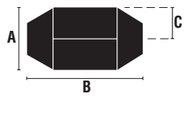	TPBT24	48" x 90" x 24"	2 Rectangles 24" x 48"
			2 Trapezoids 24" x 24" x 24" x 48"
	TPBT30	60" x 112½" x 30"	2 Rectangles 30" x 60"
			2 Trapezoids 30" x 30" x 30" x 60"
	TPBT36	72" x 135" x 36"	2 Rectangles 36" x 72"
			2 Trapezoids 36" x 36" x 36" x 72"

Trek® Tables
Trek® Plus Tables

Trek® Tables
Trek® Plus Tables

	MODEL	Features	A x B x C x D	MODEL NUMBER Basic Model	Edge Style (A)	Edge Color (B)	Surface Finish (C)	Base Finish (D)	Base (E)	Approx. Packaged Weight	74P Edge (74P)	3/8" Wood Band Edge (34S)	1-3/4" Wood Band Edge (36S)
 TPX	**Rectangular Tables, T Base-Fixed**	T Base	24 x 48"	TP24F	□□□	□□□	□□□	□□	□□□	71.0#	$ 1175	$ 1385	$ 1584
		T Base	24 x 60"	TP25F	□□□	□□□	□□□	□□	□□□	81.0#	1284	1558	1763
		T Base	30 x 48"	TP254F	□□□	□□□	□□□	□□	□□□	81.0#	1249	1524	1713
		T Base	30 x 60"	TP255F	□□□	□□□	□□□	□□	□□□	94.0#	1391	1735	1955
		T Base	36 x 60"	TP35F	□□□	□□□	□□□	□□	□□□	106.0#	1480	1935	2121
		T Base	36 x 72"	TP36F	□□□	□□□	□□□	□□	□□□	121.0#	1548	2139	2398
 TPD	**Rectangular Tables, T Base-Folding**	T Base, Short Fold	24 x 48"	TP24ST	□□□	□□□	□□□	□□	□□□	72.0#	$ 1803	$ 2084	$ 2352
		T Base	24 x 60"	TP25ST	□□□	□□□	□□□	□□	□□□	82.0#	1904	2261	2433
		T Base, Short Fold	30 x 48"	TP254ST	□□□	□□□	□□□	□□	□□□	82.0#	1926	2357	2541
		T Base	30 x 60"	TP255ST	□□□	□□□	□□□	□□	□□□	95.0#	2019	2436	2709
		T Base	36 x 60"	TP35ST	□□□	□□□	□□□	□□	□□□	107.0#	2116	2517	2984
		T Base	36 x 72"	TP36ST	□□□	□□□	□□□	□□	□□□	122.0#	2174	2723	2995
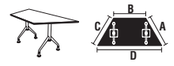 TPX	**Trapezoid Tables, T Base-Fixed** • 24x24x24x48 = 21"D • 30x30x30x60 = 26"D • 36x36x36x72 = 31"D	T Base	24 x 24 x 24 x 48"	TPT24F	□□□	□□□	□□□	□□	4GB	57.0#	$ 1053	$ 1730	$ 1848
		T Base	30 x 30 x 30 x 60"	TPT35F	□□□	□□□	□□□	□□	□□□	71.0#	1182	1912	2162
		T Base	36 x 36 x 36 x 72"	TPT36F	□□□	□□□	□□□	□□	□□□	88.0#	1587	2367	2666
	• 24x24x24x48 available with glides only												
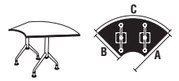 TPX	**Crescent Tables, T Base-Fixed**	T Base	48 x 24 x 75-1/2"	TPC24F	□□□	□□□	□□□	□□	□□□	78.0#	$ 1424	$ 2436	$ 3020
		T Base	60 x 24 x 94"	TPC25F	□□□	□□□	□□□	□□	□□□	94.0#	2028	3170	4310
		T Base	48 x 30 x 75-1/2"	TPC254F	□□□	□□□	□□□	□□	□□□	85.0#	1443	2467	3054
		T Base	60 x 30 x 94"	TPC255F	□□□	□□□	□□□	□□	□□□	104.0#	2028	3190	4338
		T Base	60 x 36 x 94"	TPC35F	□□□	□□□	□□□	□□	□□□	113.0#	2062	3207	4371
		T Base	72 x 36 x 113"	TPC36F	□□□	□□□	□□□	□□	□□□	129.0#	2166	5506	7138
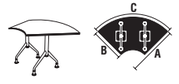 TPD	**Crescent Tables, T Base-Folding**	T Base, Short Fold	48 x 24 x 75-1/2"	TPC24ST	□□□	□□□	□□□	□□	□□□	79.0#	$ 2094	$ 3061	$ 3645
		T Base, Short Fold	60 x 24 x 94"	TPC25ST	□□□	□□□	□□□	□□	□□□	95.0#	2694	3822	4935
		T Base, Short Fold	48 x 30 x 75-1/2"	TPC254ST	□□□	□□□	□□□	□□	□□□	86.0#	2118	3095	3671
		T Base	60 x 30 x 94"	TPC255ST	□□□	□□□	□□□	□□	□□□	105.0#	2656	3790	4928
		T Base	60 x 36 x 94"	TPC35ST	□□□	□□□	□□□	□□	□□□	114.0#	2681	3821	4951
		T Base	72 x 36 x 113"	TPC36ST	□□□	□□□	□□□	□□	□□□	138.0#	2789	6352	7733
					Ⓐ	Ⓑ	Ⓒ	Ⓓ	Ⓔ	Ⓕ			

HOW TO ORDER

Indicate the following information on order form:
1. Quantity of each item.
2. Model number, including options. See "How To Build a Model Number".
3. Any special service required.

Note: • The □ indicates that a choice is required.
- The absence of the □ indicates that no choice is required.
- Alpha-numeric characters in place of □ indicate that no other alternatives are available.

HOW TO BUILD A MODEL NUMBER

Ⓐ Select basic model.

Ⓑ Select edge style.

74P	- 74P edge
34S	- 3/8" Wood band edge
36S	- 1-3/4" Wood band edge

Ⓒ Select edge color.
Refer to the **Product Color Options** page in this price list.
Edge color offerings are based on edge style selections.

Ⓓ Select surface finish.
Refer to the **Product Color Options** page in this price list.
Surface finish offerings are based on edge style selections.

Ⓔ Select base finish.
Refer to the **Product Color Options** page in this price list.

Ⓕ Select base option.

4GB	- 4 black glides
4CB	- 4 black casters w/black hub caps (2 locking)
4MB	- 2 black casters w/black hub caps, 2 black glides

FINISH INFORMATION

Additional Laminate Offering
Additional laminates beyond KI standard offering, are available with two weeks extended leadtime.
To specify additional laminates, use these designators followed by the supplier's color/pattern code:

Formica - LF/supplier's color pattern code
Nevamar - LN/supplier's color pattern code
Wilsonart - LW/supplier's color pattern code

KI's standard finish is the supplier's recommended finish for that color/pattern.
Note: Nonstandard laminates from these suppliers (example: textured laminates), require an up-charge and additional leadtime.
Contact KI.

Additional Stains
Specially stained edges beyond the KI standard offering (as shown under Edge Color column on Product Color Options page) are also available.
Contact KI.

OPTIONS

Table Heights Other Than 29"
Table heights other than 29" are available. Add the table height in inches to the end of the model number string.
Example: to specify 27-1/4" from the top of the table to the floor add "/27.25" to the end of the model number. The minimum height for a Trek® fixed leg table is 25". The maximum height is 42"

SPECIAL SERVICES

Special Carton Marking

With specially marked information	N/C

Shipping
Ships **knocked down, FOB Bonduel, WI 54107, freight prepaid.** Freight class 85.

Specifications and prices are subject to change without prior notice.

Trek® Tables
Trek® Plus Tables

KI

Trek® Tables
Trek® Plus Tables

	MODEL	Features	A x B x C	MODEL NUMBER: Basic Model	Edge Style	Edge Color	Surface Finish	Base Finish	Base	Approx. Packaged Weight	74P Edge (74P)	3/8" Wood Band Edge (34S)	1-3/4" Wood Band Edge (36S)
	**Quarter Round-No Base** • To be used with Plus Tables only		24 x 24"	TPQ2	□□□	□□□	□□□			31.0#	$ 457	$ 879	$ 1168
			30 x 30"	TPQ25	□□□	□□□	□□□			40.0#	547	1052	1405
			36 x 36"	TPQ3	□□□	□□□	□□□			51.0#	686	1311	1639
TPX													
	**Half Round Table, T Base-Fixed**	T Base	24 x 48"	TPH24F	□□□	□□□	□□□	□□	□□□	62.0#	$ 1055	$ 1912	$ 2507
		T Base	30 x 60"	TPH255F	□□□	□□□	□□□	□□	□□□	80.0#	1367	2269	2820
		T Base	36 x 72"	TPH36F	□□□	□□□	□□□	□□	□□□	102.0#	1686	2946	3383
TPX													
	**Half Round Table, T Base-Folding**	T Base, Short Fold	30 x 60"	TPH255ST	□□□	□□□	□□□	□□	□□□	81.0#	$ 2028	$ 2895	$ 3451
		T Base, Short Fold	36 x 72"	TPH36ST	□□□	□□□	□□□	□□	□□□	103.0#	2294	3529	3974
TPD													
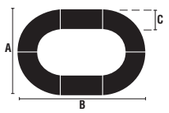	**Racetrack Typical-Fixed**	T Base	96 x 144 x 24"	TPRT24F	□□□	□□□	□□□	□□	□□□	451.0#	$ 8050	$ 12518	$ 15250
		T Base	96 x 144 x 30"	TPRT30F	□□□	□□□	□□□	□□	□□□	498.0#	8283	12923	15617
		T Base	120 x 180 x 36"	TPRT36F	□□□	□□□	□□□	□□	□□□	498.0#	11221	16700	21723
TPX													
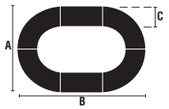	**Racetrack Typical-Folding**	T Base, Short Fold	96 x 144 x 24"	TPRT24ST	□□□	□□□	□□□	□□	□□□	457.0#	$ 11971	$ 16409	$ 19003
		T Base, Short Fold	96 x 144 x 30"	TPRT30ST	□□□	□□□	□□□	□□	□□□	504.0#	12314	17089	19560
		T Base	120 x 180 x 36"	TPRT36ST	□□□	□□□	□□□	□□	□□□	668.0#	14959	20302	25217
TPD													
				Ⓐ	Ⓑ	Ⓒ	Ⓓ	Ⓔ	Ⓕ				

HOW TO ORDER

Indicate the following information on order form:
1. Quantity of each item.
2. Model number, including options. See "How To Build a Model Number".
3. Any special service required.

Note: • The □ indicates that a choice is required.
- The absence of the □ indicates that no choice is required.
- Alpha-numeric characters in place of □ indicate that no other alternatives are available.

HOW TO BUILD A MODEL NUMBER

Ⓐ Select basic model.

Ⓑ Select edge style.

74P	- 74P edge
34S	- 3/8" Wood band edge
36S	- 1-3/4" Wood band edge

Ⓒ Select edge color.
Refer to the **Product Color Options** page in this price list.
Edge color offerings are based on edge style selections.

Ⓓ Select surface finish.
Refer to the **Product Color Options** page in this price list.
Surface finish offerings are based on edge style selections.

Ⓔ Select base finish.
Refer to the **Product Color Options** page in this price list.

Ⓕ Select base option.

4GB	- 4 black glides
4CB	- 4 black casters w/black hub caps (2 locking)
4MB	- 2 black casters w/black hub caps, 2 black glides

FINISH INFORMATION

Additional Laminate Offering
Additional laminates beyond KI standard offering, are available with two weeks extended leadtime. To specify additional laminates, use these designators followed by the supplier's color/pattern code:

Formica - LF/supplier's color pattern code
Nevamar - LN/supplier's color pattern code
Wilsonart - LW/supplier's color pattern code

KI's standard finish is the supplier's recommended finish for that color/pattern.
Note: Nonstandard laminates from these suppliers (example: textured laminates), require an up-charge and additional leadtime.
Contact KI.

Additional Stains
Specially stained edges beyond the KI standard offering (as shown under Edge Color column on Product Color Options page) are also available. Contact KI.

OPTIONS

Table Heights Other Than 29"
Table heights other than 29" are available. Add the table height in inches to the end of the model number string.
Example: to specify 27-1/4" from the top of the table to the floor add "/27.25" to the end of the model number. The minimum height for a Trek® fixed leg table is 25". The maximum height is 42"

SPECIAL SERVICES

Special Carton Marking

With specially marked information	N/C

Shipping
Ships **knocked down, FOB Bonduel, WI 54107, freight prepaid.** Freight class 85.

Specifications and prices are subject to change without prior notice.

Trek® Tables
Trek® Plus Tables

Trek® Tables
Trek® Plus Tables

	MODEL	Features	A x B x C	MODEL NUMBER: Basic Model	Edge Style	Edge Color	Surface Finish	Base Finish	Base	Approx. Packaged Weight	74P Edge (74P)	3/8" Wood Band Edge (34S)	1-3/4" Wood Band Edge (36S)
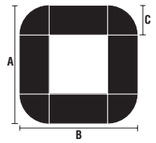	**Quarter Circle Typical-Fixed**	T Base	96 x 96 x 24"	TPQC24F	□□□	□□□	□□□	□□	□□□	405.0#	$ 6531	$ 9055	$ 11074
		T Base	108 x 108 x 30"	TPQC30F	□□□	□□□	□□□	□□	□□□	441.0#	7201	10309	12462
		T Base	144 x 144 x 36"	TPQC36F	□□□	□□□	□□□	□□	□□□	683.0#	8926	13800	16140
TPX													
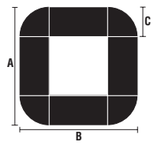	**Quarter Circle Typical-Folding**	T Base, Short Fold	96 x 96 x 24"	TPQC24ST	□□□	□□□	□□□	□□	□□□	409.0#	$ 9031	$ 11848	$ 13523
		T Base, Short Fold	108 x 108 x 30"	TPQC30ST	□□□	□□□	□□□	□□	□□□	445.0#	9900	13647	15340
		T Base	144 x 144 x 36"	TPQC36ST	□□□	□□□	□□□	□□	□□□	688.0#	11441	16140	18479
TPD													
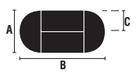	**Oval Typical-Fixed**	T Base	48 x 96 x 24"	TPOV24F	□□□	□□□	□□□	□□	□□□	265.0#	$ 4466	$ 6596	$ 8187
		T Base	60 x 120 x 30"	TPOV30F	□□□	□□□	□□□	□□	□□□	346.0#	5504	8011	9559
		T Base	72 x 144 x 36"	TPOV36F	□□□	□□□	□□□	□□	□□□	443.0#	6433	10168	11563
TPX													
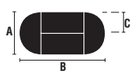	**Oval Typical-Folding**	T Base, Short Fold	60 x 120 x 30"	TPOV30ST	□□□	□□□	□□□	□□	□□□	350.0#	$ 8103	$ 10664	$ 11976
		T Base, Short Fold	72 x 144 x 36"	TPOV36ST	□□□	□□□	□□□	□□	□□□	447.0#	8933	12503	13910
TPD													
					Ⓐ	Ⓑ	Ⓒ	Ⓓ	Ⓔ	Ⓕ			

HOW TO ORDER

Indicate the following information on order form:
1. Quantity of each item.
2. Model number, including options. See "How To Build a Model Number".
3. Any special service required.

Note: • The □ indicates that a choice is required.
- The absence of the □ indicates that no choice is required.
- Alpha-numeric characters in place of □ indicate that no other alternatives are available.

HOW TO BUILD A MODEL NUMBER

Ⓐ Select basic model.

Ⓑ Select edge style.

74P	- 74P edge
34S	- 3/8" Wood band edge
36S	- 1-3/4" Wood band edge

Ⓒ Select edge color.
Refer to the **Product Color Options** page in this price list.
Edge color offerings are based on edge style selections.

Ⓓ Select surface finish.
Refer to the **Product Color Options** page in this price list.
Surface finish offerings are based on edge style selections.

Ⓔ Select base finish.
Refer to the **Product Color Options** page in this price list.

Ⓕ Select base option.

4GB	- 4 black glides
4CB	- 4 black casters w/black hub caps (2 locking)
4MB	- 2 black casters w/black hub caps, 2 black glides

FINISH INFORMATION

Additional Laminate Offering
Additional laminates beyond KI standard offering, are available with two weeks extended leadtime.
To specify additional laminates, use these designators followed by the supplier's color/pattern code:

Formica - LF/supplier's color pattern code
Nevamar - LN/supplier's color pattern code
Wilsonart - LW/supplier's color pattern code

KI's standard finish is the supplier's recommended finish for that color/pattern.
Note: Nonstandard laminates from these suppliers (example: textured laminates), require an up-charge and additional leadtime.
Contact KI.

Additional Stains
Specially stained edges beyond the KI standard offering (as shown under Edge Color column on Product Color Options page) are also available.
Contact KI.

OPTIONS

Table Heights Other Than 29"
Table heights other than 29" are available. Add the table height in inches to the end of the model number string.
Example: to specify 27-1/4" from the top of the table to the floor add "/27.25" to the end of the model number. The minimum height for a Trek® fixed leg table is 25". The maximum height is 42"

SPECIAL SERVICES

Special Carton Marking

With specially marked information	N/C

Shipping
Ships **knocked down, FOB Bonduel, WI 54107, freight prepaid.** Freight class 85.

Specifications and prices are subject to change without prior notice.

Trek® Tables
Trek® Plus Tables

KI

Trek® Tables
Trek® Plus Tables

	MODEL	Features	A x B x C	MODEL NUMBER: Basic Model	Edge Style	Edge Color	Surface Finish	Base Finish	Base	Approx. Packaged Weight	74P Edge (74P)	3/8" Wood Band Edge (34S)	1-3/4" Wood Band Edge (36S)
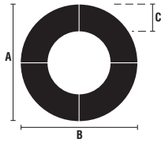	**Open Circle Typical-Fixed**	T Base	96 x 96 x 24"	TPOC24F	□□□	□□□	□□□	□□	□□□	312.0#	$ 5707	$ 9747	$ 12177
		T Base	120 x 120 x 30"	TPOC30F	□□□	□□□	□□□	□□	□□□	416.0#	8116	12752	17357
		T Base	144 x 144 x 36"	TPOC36F	□□□	□□□	□□□	□□	□□□	514.0#	8665	22037	28560
TPX													
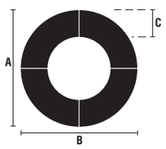	**Open Circle Typical-Folding**	T Base, Short Fold	96 x 96 x 24"	TPOC24ST	□□□	□□□	□□□	□□	□□□	316.0#	$ 8365	$ 12240	$ 14583
		T Base	120 x 120 x 30"	TPOC30ST	□□□	□□□	□□□	□□	□□□	420.0#	10624	15078	19706
		T Base	144 x 144 x 36"	TPOC36ST	□□□	□□□	□□□	□□	□□□	552.0#	11158	25385	30919
TPD													
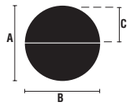	**Circle Typical-Fixed**	T Base	48 x 48 x 24"	TPCT24F	□□□	□□□	□□□	□□	□□□	125.0#	$ 2118	$ 3826	$ 5015
		T Base	60 x 60 x 30"	TPCT30F	□□□	□□□	□□□	□□	□□□	161.0#	2723	4536	5648
		T Base	72 x 72 x 36"	TPCT36F	□□□	□□□	□□□	□□	□□□	203.0#	3339	5882	6769
TPX													
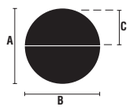	**Circle Typical-Folding**	T Base, Short Fold	60 x 60 x 30"	TPCT30ST	□□□	□□□	□□□	□□	□□□	162.0#	$ 4057	$ 5790	$ 6900
		T Base	72 x 72 x 36"	TPCT36ST	□□□	□□□	□□□	□□	□□□	205.0#	4584	7049	7947
TPD													
				Ⓐ	Ⓑ	Ⓒ	Ⓓ	Ⓔ	Ⓕ				

HOW TO ORDER

Indicate the following information on order form:
1. Quantity of each item.
2. Model number, including options. See "How To Build a Model Number".
3. Any special service required.

Note: • The □ indicates that a choice is required.
- The absence of the □ indicates that no choice is required.
- Alpha-numeric characters in place of □ indicate that no other alternatives are available.

HOW TO BUILD A MODEL NUMBER

Ⓐ Select basic model.

Ⓑ Select edge style.

74P	- 74P edge
34S	- 3/8" Wood band edge
36S	- 1-3/4" Wood band edge

Ⓒ Select edge color.
Refer to the **Product Color Options** page in this price list.
Edge color offerings are based on edge style selections.

Ⓓ Select surface finish.
Refer to the **Product Color Options** page in this price list.
Surface finish offerings are based on edge style selections.

Ⓔ Select base finish.
Refer to the **Product Color Options** page in this price list.

Ⓕ Select base option.

4GB	- 4 black glides
4CB	- 4 black casters w/black hub caps (2 locking)
4MB	- 2 black casters w/black hub caps, 2 black glides

FINISH INFORMATION

Additional Laminate Offering
Additional laminates beyond KI standard offering, are available with two weeks extended leadtime. To specify additional laminates, use these designators followed by the supplier's color/pattern code:

Formica - LF/supplier's color pattern code
Nevamar - LN/supplier's color pattern code
Wilsonart - LW/supplier's color pattern code

KI's standard finish is the supplier's recommended finish for that color/pattern.
Note: Nonstandard laminates from these suppliers (example: textured laminates), require an upcharge and additional leadtime.
Contact KI.

Additional Stains
Specially stained edges beyond the KI standard offering (as shown under Edge Color column on Product Color Options page) are also available.
Contact KI.

OPTIONS

Table Heights Other Than 29"
Table heights other than 29" are available. Add the table height in inches to the end of the model number string.
Example: to specify 27-1/4" from the top of the table to the floor add "/27.25" to the end of the model number. The minimum height for a Trek® fixed leg table is 25". The maximum height is 42"

SPECIAL SERVICES

Special Carton Marking

With specially marked information	N/C

Shipping
Ships **knocked down, FOB Bonduel, WI 54107, freight prepaid.** Freight class 85.

Specifications and prices are subject to change without prior notice.

Trek® Tables
Trek® Plus Tables

KI

Trek® Tables
Trek® Plus Tables

	MODEL	Features	A x B x C	MODEL NUMBER Basic Model	Edge Style	Edge Color	Surface Finish	Base Finish	Base	Approx. Packaged Weight	74P Edge (74P)	3/8" Wood Band Edge (34S)	1-3/4" Wood Band Edge (36S)
	**Open Hexagon Typical-Fixed** • 84x96x21 (model TPOH24F) available with glides only	T Base	84 x 96 x 21"	TPOH24F	□□□	□□□	□□□	□□	4GB	341.0#	$ 6327	$ 10396	$ 11084
		T Base	105 x 120 x 26-1/4	TPOH30F	□□□	□□□	□□□	□□	□□□	427.0#	7101	11472	12955
		T Base	126 x 144 x 31-1/2"	TPOH36F	□□□	□□□	□□□	□□	□□□	529.0#	9517	14203	15994
TPX													
	**Hexagon Typical-Fixed** • 48x48x21 (model TPHT24F) available with glides only	T Base	48 x 48 x 21"	TPHT24F	□□□	□□□	□□□	□□	4GB	114.0#	$ 2113	$ 3463	$ 3601
		T Base	52-1/2 x 60 x 26-1/4"	TPHT30F	□□□	□□□	□□□	□□	□□□	142.0#	2367	3826	4319
		T Base	60 x 72 x 31-1/2"	TPHT36F	□□□	□□□	□□□	□□	□□□	177.0#	3171	4735	5332
TPX													
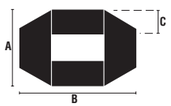	**Open Boat Shaped Typical-Fixed**	T Base	72 x 111 x 24"	TPOB24F	□□□	□□□	□□□	□□	□□□	318.0#	$ 5526	$ 7504	$ 8502
TPX													
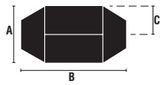	**Boat Shaped Typical-Fixed** • 48x90x24 (model TPBT24F) available with glides only	T Base	48 x 90 x 24"	TPBT24F	□□□	□□□	□□□	□□	4GB	255.0#	$ 4460	$ 6239	$ 6866
		T Base	60 x 112-1/2 x 30"	TPBT30F	□□□	□□□	□□□	□□	□□□	304.0#	5144	7295	8224
		T Base	72 x 135 x 36"	TPBT36F	□□□	□□□	□□□	□□	□□□	418.0#	6265	9017	10132
TPX													
				Ⓐ	Ⓑ	Ⓒ	Ⓓ	Ⓔ	Ⓕ				

HOW TO ORDER

Indicate the following information on order form:
1. Quantity of each item.
2. Model number, including options. See "How To Build a Model Number".
3. Any special service required.

Note: • The □ indicates that a choice is required.
- The absence of the □ indicates that no choice is required.
- Alpha-numeric characters in place of □ indicate that no other alternatives are available.

HOW TO BUILD A MODEL NUMBER

Ⓐ Select basic model.

Ⓑ Select edge style.

74P	- 74P edge
34S	- 3/8" Wood band edge
36S	- 1-3/4" Wood band edge

Ⓒ Select edge color.
Refer to the **Product Color Options** page in this price list.
Edge color offerings are based on edge style selections.

Ⓓ Select surface finish.
Refer to the **Product Color Options** page in this price list.
Surface finish offerings are based on edge style selections.

Ⓔ Select base finish.
Refer to the **Product Color Options** page in this price list.

Ⓕ Select base option.

4GB	- 4 black glides
4CB	- 4 black casters w/black hub caps (2 locking)
4MB	- 2 black casters w/black hub caps, 2 black glides

FINISH INFORMATION

Additional Laminate Offering
Additional laminates beyond KI standard offering, are available with two weeks extended leadtime. To specify additional laminates, use these designators followed by the supplier's color/pattern code:

Formica - LF/supplier's color pattern code
Nevamar - LN/supplier's color pattern code
Wilsonart - LW/supplier's color pattern code

KI's standard finish is the supplier's recommended finish for that color/pattern.
Note: Nonstandard laminates from these suppliers (example: textured laminates), require an upcharge and additional leadtime.
Contact KI.

Additional Stains
Specially stained edges beyond the KI standard offering (as shown under Edge Color column on Product Color Options page) are also available. Contact KI.

OPTIONS

Table Heights Other Than 29"
Table heights other than 29" are available. Add the table height in inches to the end of the model number string.
Example: to specify 27-1/4" from the top of the table to the floor add "/27.25" to the end of the model number. The minimum height for a Trek® fixed leg table is 25". The maximum height is 42"

SPECIAL SERVICES

Special Carton Marking

With specially marked information	N/C

Shipping
Ships **knocked down, FOB Bonduel, WI 54107, freight prepaid.** Freight class 85.

Specifications and prices are subject to change without prior notice.

Trek® Tables
Storage and Accessories

	MODEL	Features	MODEL NUMBER Basic Model	Approx. Packaged Weight	Delivered Pricing
 HRDPT	**Table Truck** • Minimum table sizes are 48" rectangular or 48" round/square • Maximum table sizes are 48" x 96" rectangular and 60" round/square • Six-table capacity; with short fold bases, 4-table capacity • Black finish only • Table truck dimensions 5' long, 30" wide and 4" high • Used to store Folding Tables only		BTT	90.0#	$ 1777
HRDPT	**Casters** • 3" black casters with black hub	Non-locking	46.5146.BL	1.0#	$ 37
		Locking	46.5147.BL	1.0#	41
HRDPT	**Glides**		10.3000.BLWH	1.0#	$ 40
	**Under-Table Wire Management** • Constructed of easy-to-use, high quality black velcro • Harness is fastened to table bottom with screws • SEE PRICING BELOW				
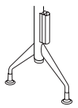	**Leg Wireways** • Scuff-resistant, high-impact rigid plastic • Two separate wire channels per leg • Fastened to legs with adhesive bond • One wireway per leg; black only • SEE PRICING BELOW				
	**Grommets** • Plastic grommets are 3" diameter and recessed into table top • Removable cap w/retractable slot cover • Two grommets per top • SEE PRICING BELOW				

Ⓐ

HOW TO ORDER

Indicate the following information on order form:
1. Quantity of each item.
2. Model number, including options. See "How To Build a Model Number".
3. Any special service required.

Note: • The ☐ indicates that a choice is required.
- The absence of the ☐ indicates that no choice is required.
- Alpha-numeric characters in place of ☐ indicate that no other alternatives are available.

HOW TO BUILD A MODEL NUMBER

Ⓐ Select basic model.

OPTIONS

Accessory Options

Under-Table Wire Management, Leg Wireways, and Grommets are Accessory Options. Add the following to the end of the model number:

Under-Table Wire Management and Leg Wireways selections are:
HO = Under-Table Wire Management; Upcharge is $72
WO = Leg Wireways; Upcharge is $28
HW = Under-Table Wire Management and Leg Wireways; Upcharge is $97
Wire Management options HO, HW and WO are ONLY available on rectangular tables 96" and smaller (NOT available on any cantilever, flip-top or folding tables).

Grommet Selections are:
Gxx=grommet with color designator; Upcharge is $27
Refer to Product Color Options page.
Grommet option is available on rectangle tables 96" and smaller, except for all 18"x 60" and 24"x60" cantilevered fixed and folding tables (24"x60" tables with standard fixed bases are okay).

No accessory options are available on PowerUp® tables or flip-top tables.

SPECIAL SERVICES

Special Carton Marking

With specially marked information N/C

Shipping

Ships **knocked down, FOB Bonduel, WI 54107, freight prepaid.** Freight class 85.

Specifications and prices are subject to change without prior notice.

1330 Bellevue Street
P.O. Box 8100
Green Bay, WI 54308-8100
800.424.2432
ki.com

KI and Furnishing Knowledge are registered
trademarks of Krueger International, Inc.

© 2020 Krueger International, Inc.
All Rights Reserved.
Code KI-PLW-000471/KI/PDF

Furnishing Knowledge®

TRELLIS® SYSTEM

PRICE LIST

December 17, 2014

Updated October 3, 2022

800.424.2432

Contents

Refer to KI Terms & Conditions document or visit ki.com.

Contents

Refer to KI Terms & Conditions document or visit ki.com.

Trellis®

General Information 3
Product Color Options 4

Trellis® Power and Data Chase

Laminate Inserts 5
Steel Inserts 6

Trellis® Connections and End Caps 7

Electrical

Receptacles, Jumpers and Infeeds 9
Receptacles and Jumpers 11

Activ8® System

Single Circuit Electrical 12

Trellis®
General Information

SPECIFICATIONS

Chase
Trellis ships knockdown with chase, feet components and chase-to-chase connection hardware. Preconfigured chases are 3.63" thick and are available in the follow dimensions:

- Widths: 24", 30", 36", 42", 48", 54", 60", 66" and 72"
- Heights: 24" and 30"

Trellis allows for distribution of power and data at the top of the chase. Trellis is capable of carrying 100 Cat 6 cables or (1) 2.5" diameter bundle of cables.

Trellis Construction
Adjoining chases share common feet, therefore chases are secured at the bottom. A locking clip is provided to align and secure the top of the chases. Chases can also be screwed together at the top if floor conditions require so (screws are incldued). Chases consist of the following:

- Top horizontal beam - formed of 22-gauge steel, 3.63" x 6", overall length 24" to 72"
- Vertical channels - formed of 20-gauge steel x .75" x 3.63", to allow for fit-up with feet
- Insert panel (Inserts provide lateral stability)

  Laminate - formed of 5/8" thick, 45 lb. density particle board with high pressure laminate and a 2mm 73P edge.

  Steel - (2) piece formed 22 ga. panels riveted together.

Corner Connector Construction
90° and 120° - formed of powdercoated 22-gauge steel, includes fasteners.

Top Cap
All preconfigured Trellis systems include a top cap of appropriate size. Top caps are formed of powdercoated 22-gauge cold rolled steel. Installation of top cap is a snap fit and requires no tools.

- Top cap dimensions: 0.4" x 3.62" x width of chase

End-of-Run Trim
All exposed ends of a chase are covered with an end-of-run trim formed from powdercoated 20-gauge steel. Installation of end-of-run trim is a slide fit. Chase end trim lengths correspond to Trellis height.

ELECTRICAL (10-Wire)

Power Options
The US standard electrical system supplied for Trellis is a 10-wire electrical system, UL183 listed. Rigid wireway is factory mounted to chase beam.

10 wire power system is 6-2-2 configuration:
6-2-2
- (6) hot wires
- (2) shared, oversized neutral wires
- (2) ground wires - one isolated ground, one building ground

Rigid Wireways
Each powered chase includes the rigid wireways to pass power to receptacles. Wireways are mounted within the horizontal beam. Wireways are specified by chase length. The wireway design allows for snap connection of one chase wireway to another through the use of common chase jumpers. All chases 30" and wider accept electrical receptacles.

There are two receptacle locations on each side of every rigid wireway (see planning guide for spacing locations).

Base Infeeds
The electrical system permits power infeed at either end of the chase. Base infeeds are constructed of an 8' long, 3/4" dia. liquid-tight, flexible medal conduit. The metal conduit contains ten wires with a snap fit design allowing for quick installation and removal. The ten wires must be connected to building electrical by a licensed electrician.

Top Infeeds (Data and/or Power)
Power and data may be brought into Trellis through the use of a top infeed. Top infeed assembly consists of a 10' extruded aluminum data and/or power pole, top cap and ceiling trim. The interior of the power pole features a septum for power and data cable management. Flexible metal conduits containing ten wires with a snap fit attachment for connection to the rigid wireway cable are included. Refer to the Planning Guide for additional tips on specifying top infeeds. The ten wires must be connected to building electrical by a licensed electrician.

Power Pass-Through
The electrical system provides a method of passing power from one powered chase through a non-powered 24" chase to the powered rigid wireway of the next chase. Chase-to-chase jumpers are required to connect adjacent wireways.

Chase-to-Chase Jumpers
18.5" chase-to-chase jumpers feature steel casing and are used for inline and corner connections.

Receptacles
The receptacles for the modular electrical system feature injection molded components which snap fit into the rigid wireways of the chase. The rated capacity of the duplex receptacles is 15 amp, 6-2-2 (6 circuits) configurations.

Bezels/Filler Plates
Bezels and filler plates are molded in nylon and are available in a variety of colors.

Electrical System Test Requirements
The modular US electrical components used within Trellis meet applicable UL183 standards and requirements as identified by Underwriters Laboratories, Inc

Electrical (Single-Circut)

Activ8 Overview
The Activ8 electrical system is a UL 962 recognized component that allows up to eight duplex power modules to be connected to one standard 15-amp power cord. This system uses patented technology that allows the power modules to be connected in any order, without the need for sequential keying. The number of power modules connected is limited to the maximum allowed under UL standard 962. If more than eight modules are connected, the Activ8 control box disconnects all power to the system and illuminates a red LED. Power is resumed automatically to the system once the additional power module or modules are disconnected, which is indicated by a green LED. The fuse on the power entry box can be reset as it is used to limit the number of devices on the chain.

Technical Applications
Activ8 is available as a standard power accessory on KI's Trellis Power Distribution solutions. To reduce the risk of electric shock, use only indoors.

Activ8 Components
Power Infeed: Series includes a standard NEMA 5-15P 15-amp plug on one end of the 108" cord and a non-sequentially keyed connector at the opposite end of the cord. Control box is located 12 inches from the table connection. Will not work with GFI/GCFI building outlets. Must specify the Trellis infeed cover separatly to route cord out from beam area.

Built-in diagnostics LED shows system status:
• Green=power is on and system is working properly
• Red=power has been stopped because too many modules are connected or beyond 40'
• LED off=input power is not available; check that power cord is plugged into an outlet, and that power is available to that outlet

RPT power module and spacer plate for Trellis: Duplex power module provides two outlets per module. A connector with three ports is located at the opposite end of the 12" cord.

Jumper: Each jumper is equipped with a connector on each end that plugs into any connector on a given power module. Jumpers are non-sequential and are interchangeable to the extent that the jumper length is sufficient to reach the next module. Jumpers are available in four standard lengths - 29", 53", 77" and 101".

UL962 Requirements
- Single-circuit power
- 12-amp total system rating
- 15-amp power infeed cord (9' minimum length, 15' maximum)
- Over-current protection
- 40' maximum length (not including power infeed cord)
- Up to eight duplex power modules
- Locking clip between chases is required

Complete requirements for meeting UL Standard 962 are described in that Standard.

Hardwire Overview
The Hardwire option consists of a slightly modified chase manufactured of standard materials.

A single bezel trimmed opening per side is on 24" and 30" troughs (3-1/2" off center). There are two openings per side on 36" through 72" troughs (6" and 13" from their respected ends), with the other side being just the opposite.

KI provides a UL listed single gang metal outlet box, mounting bracket and screws per opening.

The same bezel and filler plates (standard KI colors) that are standard on our 10-wire troughs are standard here as well, with the top opening available for data. (1.38" x 2.70" standard opening).

The electrician is responsible for the décor receptacles, wiring, flexible conduit and fittings.

Trellis®
Product Color Options

Paint Color - Unit, Connections, End Caps, Infeeds

Black	BL
Blue Grey	GR
Bronze Metallic	ZM
Cayenne	CY
Champagne Metallic	CM
Cool Grey	CG
Cottonwood	CO
Earthen Clay	EY
Espresso Metallic	EX
Everglade Shade	EV
Flannel	FN
Glitz Metallic	GZ
Hazy Jade	HJ
Honey Bee	HY
Light Tone	LG
Mardi Gras	MG
Misty Brown	MY
Nemo	NE
Nordic	ND
Poppy Red	PR
Purple Haze	PH
Rubber Ducky	RK
Sand	SA
Sky Blue	SK
Starlight Silver Metallic	SX
Surf's Up	SP
Twilight Shadow	TI
Ultra Blue	UB
Warm Grey	WG
Zesty Lime	ZL

Insert Color--Laminate

Belair	LBQ
Biltmore Cherry	LBT
Black	LBK
Brighton Walnut	LBW
Canyon Zephyr	LCA
Castle Oak	LCO
Casual Linen	LCU
Cherry Storm	LCX
Classic Linen	LCI
Cloud Zephyr	LCL
Cocobala	LCC
Crisp Linen	LRI
Desert Zephyr	LDZ
Dove Grey	LDG
Fired Steel	LIL
Flax Linen	LXF
Florence Walnut	LFC
Forged Steel	LOL
Friston Ash	LFH
Frosty White	LFW
Graphite Nebula	LGN
Grey	LGE
High Rise	LHE
Hollyberry	LHY
Irish Linen	LIH
Island	LID
Italian Silver Ash	LIT
Kensington Maple	LKM
Lapis Blue	LLB
Markerboard White	LMK
Misted Zephyr	LMR
Monticello Maple	LMT
Nickel Evolv	LNV
North Sea	LNA
Ocean	LON
Pearl Bisque	LPB
Pearl Silver	LPS
Pressed Linen	LPR
River Cherry	LRY
Rugged Linen	LRG
Satin Stainless	LSS
Shadow Zephyr	LSR
Silicon evolv	LSV
Sterling Ash	LAZ
Tailored Linen	LTL
Titanium evolv	LTV
White Nebula	LWL
White Sand	LWN
Windsor Mahogany	LWY

Insert Color--Steel

Black	IBL
Blue Grey	IGR
Bronze Metallic	IZM
Cayenne	ICY
Champagne Metallic	ICM
Cool Grey	ICG
Cottonwood	ICO
Earthen Clay	IEY
Espresso Metallic	IEX
Everglade Shade	IEV
Flannel	IFN
Glitz Metallic	IGZ
Hazy Jade	IHJ
Honey Bee	IHY
Light Tone	ILG
Mardi Gras	IMG
Misty Brown	IMY
Nemo	INE
Nordic	IND
Purple Haze	IPH
Rubber Ducky	IRK
Sand	ISA
Starlight Silver Metallic	ISX
Surf's Up	ISP
Twilight Shadow	ITI
Ultra Blue	IUB
Warm Grey	IWG
Zesty Lime	IZL

Edge Color for 73P Edge

Belair	EBQ
Biltmore Cherry	EBT
Black	EBL
Blue Grey	EGR
Brighton Walnut	EBW
Castle Oak	ECO
Cayenne	ECY
Cherry Storm	ECX
Cocobala	ECC
Cool Grey	ECG
Earthen Clay	EEY
Everglade Shade	EEV
Flannel	EFN
Florence Walnut	EFC
Friston Ash	EFH
Frosty White	EFW
Hazy Jade	EHJ
Honey Bee	EHY
Italian Silver Ash	EIT
Kensington Maple	EKM
Light Tone	ELG
Mardi Gras	EMG
Misty Brown	EMY
Monticello Maple	EMT
Nemo	ENE
Nordic	END
Poppy Red	EPR
Purple Haze	EPH
River Cherry	ERY
Rubber Ducky	ERK
Sand	ESA
Sky Blue	ESK
Sterling Ash	EAZ
Surf's Up	ESP
Twilight Shadow	ETI
Ultra Blue	EUB
Warm Grey	EWG
Windsor Mahogany	EWY
Zesty Lime	EZL

Bezel Color

Black	BBL
Blue Grey	BGR
Cool Grey	BCG
Light Tone	BLG
Misty Brown	BMY
Sand	BSA
Warm Grey	BWG

Conduit Color

Black	CBL
Blue Grey	CGR
Cottonwood	CCO
Light Tone	CLG
Sand	CSA
Warm Grey	CWG

Receptacle Color

Black	BL
Blue Grey	GR
Cool Grey	CG
Light Tone	LG
Misty Brown	MY
Sand	SA
Warm Grey	WG

Finish Cards

View color swatches for items listed within this document.

Paints **Wood/Veneer** **Molded Edges** **Hard Plastics**
Plastics/Poly **Laminates** **Edge Styles** **Glass**

Certain options referenced may not be available on GSA Schedule.

Trellis® Power and Data Chase
Laminate Inserts

Trellis® Power and Data Chase
Laminate Inserts

	MODEL	W x H x D	MODEL NUMBER: Basic Model	Power Option	Data Separator	Bezel Color	Unit Color	Insert Color	Edge Color	Approx. Packaged Weight	Delivered Pricing	AC8 add to list price	HW add to list price	T6 add to list price	DS add to list price
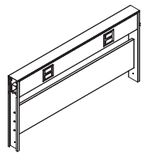 TRLI	**Laminate Insert 24"H** • 24" high with laminate insert option • 24" length not available with T6 power • T6 option includes rigid wireway. Receptacles to be specified separately • Optional data separator keeps data wires above the rigid wireway • T6 option must be selected to order the DS option • Includes the inline connecting clamp • T6 & NP chases 30" and wider have two bezels per side • A8 chases 60" and wider have two holes per side; black filler covers included • Activ8 RPT receptacles to be specified separately • HW chase 36" and wider have two bezels per side	24x24x3-5/8"	TRLI2424	□□	NS		□□	□□□	□□□	19.0#	$ 534	$ 35	N/A	N/A	N/A
		30x24x3-5/8"	TRLI3024	□□	□□	□□□	□□	□□□	□□□	22.0#	553	35	72	122	23
		36x24x3-5/8"	TRLI3624	□□	□□	□□□	□□	□□□	□□□	26.0#	573	35	129	125	24
		42x24x3-5/8"	TRLI4224	□□	□□	□□□	□□	□□□	□□□	30.0#	606	35	129	129	26
		48x24x3-5/8"	TRLI4824	□□	□□	□□□	□□	□□□	□□□	33.0#	626	35	129	129	27
		54x24x3-5/8"	TRLI5424	□□	□□	□□□	□□	□□□	□□□	36.0#	664	35	129	133	36
		60x24x3-5/8"	TRLI6024	□□	□□	□□□	□□	□□□	□□□	38.0#	707	97	129	142	37
		66x24x3-5/8"	TRLI6624	□□	□□	□□□	□□	□□□	□□□	42.0#	730	97	129	163	37
		72x24x3-5/8"	TRLI7224	□□	□□	□□□	□□	□□□	□□□	45.0#	747	97	129	190	37
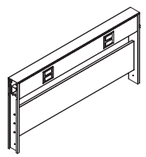 TRLI	**Laminate Insert 30"H** • 30" high with laminate insert option • 24" length not available with T6 power • T6 option includes rigid wireway. Receptacles to be specified separately • Optional data separator keeps data wires above the rigid wireway • T6 option must be selected to order the DS option • Includes the inline connecting clamp • T6 & NP chases 30" and wider have two bezels per side • A8 chases 60" and wider have two holes per side; black filler covers included • Activ8 RPT receptacles to be specified separately • HW chase 36" and wider have two bezels per side	24x30x3-5/8"	TRLI2430	□□	NS		□□	□□□	□□□	23.0#	$ 573	$ 35	N/A	N/A	N/A
		30x30x3-5/8"	TRLI3030	□□	□□	□□□	□□	□□□	□□□	27.0#	600	35	72	122	23
		36x30x3-5/8"	TRLI3630	□□	□□	□□□	□□	□□□	□□□	32.0#	625	35	129	125	24
		42x30x3-5/8"	TRLI4230	□□	□□	□□□	□□	□□□	□□□	35.0#	667	35	129	129	26
		48x30x3-5/8"	TRLI4830	□□	□□	□□□	□□	□□□	□□□	39.0#	684	35	129	129	27
		54x30x3-5/8"	TRLI5430	□□	□□	□□□	□□	□□□	□□□	43.0#	730	35	129	133	36
		60x30x3-5/8"	TRLI6030	□□	□□	□□□	□□	□□□	□□□	47.0#	775	97	129	142	37
		66x30x3-5/8"	TRLI6630	□□	□□	□□□	□□	□□□	□□□	50.0#	745	97	129	163	37
		72x30x3-5/8"	TRLI7230	□□	□□	□□□	□□	□□□	□□□	53.0#	758	97	129	190	37
			Ⓐ	Ⓑ	Ⓒ	Ⓓ	Ⓔ	Ⓕ	Ⓖ						

HOW TO ORDER

Indicate the following information on order form:
1. Quantity of each item.
2. Model number, including options. See "How To Build a Model Number".
3. Any special service required.

Note: • The □ indicates that a choice is required.
- The absence of the □ indicates that no choice is required.
- Alpha-numeric characters in place of □ indicate that no other alternatives are available.

HOW TO BUILD A MODEL NUMBER

Ⓐ Select basic model.

Ⓑ Select power option
Add upcharge to unit price for A8, HW or T6 option.

NP	- No power
A8	- Activ8 power
HW	- Hardwire power
T6	- T6 power

T6 and HW are not available on 24" wide models.

Ⓒ Select data separator.
Add upcharge to unit price for DS option.

NS	- No data separator
DS	- Data separator

If NP, A8 or HW is selected then only NS. If T6 is selected then either NS or DS.

Ⓓ Select bezel color
Refer to the **Product Color Options** page in this price list.
Bezel color selection is not available on A8 option or 24" wide models.

Ⓔ Select unit color.
Refer to the **Product Color Options** page in this price list.

Ⓕ Select insert color.
Refer to the **Product Color Options** page in this price list.

Ⓖ Select edge color.
Refer to the **Product Color Options** page in this price list.

SPECIAL SERVICES

Special Carton Marking

With specially marked information	N/C

Shipping
Ships **knocked down, FOB Manitowoc, WI 54220, freight prepaid.** Freight class 70.

Specifications and prices are subject to change without prior notice.

Trellis® Power and Data Chase
Steel Inserts

Trellis® Power and Data Chase
Steel Inserts

	MODEL	W x H x D	MODEL NUMBER Basic Model	Power Option	Data Separator	Bezel Color	Unit Color	Insert Color	Approx. Packaged Weight	Delivered Pricing	AC8 add to list price	HW add to list price	T6 add to list price	DS add to list price
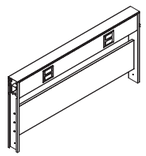 TRSI	**Steel Insert 24"H** • 24" high with solid steel insert option • 24" length not available with T6 power • T6 option includes rigid wireway. Receptacles to be specified separately • Optional data separator keeps data wires above the rigid wireway • T6 option must be selected to order the DS option • Includes the inline connecting clamp • T6 & NP chases 30" and wider have two bezels per side • A8 chases 60" and wider have two holes per side; black filler covers included • Activ8 RPT receptacles to be specified separately • HW chase 36" and wider have two bezels per side	24x24x3-5/8"	TRSI2424	□□	NS		□□	□□□	19.0#	$ 600	$ 35	N/A	N/A	N/A
		30x24x3-5/8"	TRSI3024	□□	□□	□□□	□□	□□□	22.0#	617	35	72	122	23
		36x24x3-5/8"	TRSI3624	□□	□□	□□□	□□	□□□	24.0#	625	35	129	125	24
		42x24x3-5/8"	TRSI4224	□□	□□	□□□	□□	□□□	29.0#	652	35	129	129	26
		48x24x3-5/8"	TRSI4824	□□	□□	□□□	□□	□□□	33.0#	673	35	129	129	27
		54x24x3-5/8"	TRSI5424	□□	□□	□□□	□□	□□□	35.0#	697	35	129	133	36
		60x24x3-5/8"	TRSI6024	□□	□□	□□□	□□	□□□	38.0#	794	97	129	142	37
		66x24x3-5/8"	TRSI6624	□□	□□	□□□	□□	□□□	41.0#	807	97	129	163	37
		72x24x3-5/8"	TRSI7224	□□	□□	□□□	□□	□□□	44.0#	901	97	129	190	37
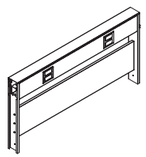 TRSI	**Steel Insert 30"H** • 30" high with solid steel insert option • 24" length not available with T6 power • T6 option includes rigid wireway. Receptacles to be specified separately • Optional data separator keeps data wires above the rigid wireway • T6 option must be selected to order the DS option • Includes the inline connecting clamp • T6 & NP chases 30" and wider have two bezels per side • A8 chases 60" and wider have two holes per side; black filler covers included • Activ8 RPT receptacles to be specified separately • HW chase 36" and wider have two bezels per side	24x30x3-5/8"	TRSI2430	□□	NS		□□	□□□	22.0#	$ 627	$ 35	N/A	N/A	N/A
		30x30x3-5/8"	TRSI3030	□□	□□	□□□	□□	□□□	26.0#	647	35	72	122	23
		36x30x3-5/8"	TRSI3630	□□	□□	□□□	□□	□□□	31.0#	664	35	129	125	24
		42x30x3-5/8"	TRSI4230	□□	□□	□□□	□□	□□□	34.0#	697	35	129	129	26
		48x30x3-5/8"	TRSI4830	□□	□□	□□□	□□	□□□	37.0#	718	35	129	129	27
		54x30x3-5/8"	TRSI5430	□□	□□	□□□	□□	□□□	41.0#	745	35	129	133	36
		60x30x3-5/8"	TRSI6030	□□	□□	□□□	□□	□□□	45.0#	852	97	129	142	37
		66x30x3-5/8"	TRSI6630	□□	□□	□□□	□□	□□□	49.0#	863	97	129	163	37
		72x30x3-5/8"	TRSI7230	□□	□□	□□□	□□	□□□	52.0#	948	97	129	190	37
			Ⓐ	Ⓑ	Ⓒ	Ⓓ	Ⓔ	Ⓕ						

HOW TO ORDER

Indicate the following information on order form:
1. Quantity of each item.
2. Model number, including options. See "How To Build a Model Number".
3. Any special service required.

Note: • The □ indicates that a choice is required.
- The absence of the □ indicates that no choice is required.
- Alpha-numeric characters in place of □ indicate that no other alternatives are available.

HOW TO BUILD A MODEL NUMBER

Ⓐ Select basic model.

Ⓑ Select power option
Add upcharge to unit price for A8, HW or T6 option.

NP	- No power
A8	- Activ8 power
HW	- Hardwire power
T6	- T6 power

T6 and HW are not available on 24" wide models.

Ⓒ Select data separator.
Add upcharge to unit price for DS option.

NS	- No data separator
DS	- Data separator

If NP, A8 or HW is selected then only NS. If T6 is selected then either NS or DS.

Ⓓ Select bezel color
Refer to the **Product Color Options** page in this price list.
Bezel color selection is not available on A8 option or 24" wide models.

Ⓔ Select unit color.
Refer to the **Product Color Options** page in this price list.

Ⓕ Select insert color.
Refer to the **Product Color Options** page in this price list.

SPECIAL SERVICES

Special Carton Marking

With specially marked information	N/C

Shipping
Ships **knocked down, FOB Manitowoc, WI 54220, freight prepaid.** Freight class 70.

Specifications and prices are subject to change without prior notice.

Trellis® Connections and End Caps

Trellis® Connections and End Caps

	MODEL	H	MODEL NUMBER Basic Model	MODEL NUMBER Unit Color	Approx. Packaged Weight	Delivered Pricing
 TRER	**End-of-run Cover** • TRER24 for 24" high Trellis • TRER30 for 30" high Trellis	24"	TRER24	□□	3.0#	$ 54
		30"	TRER30	□□	4.0#	62
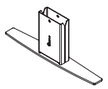 TRFT	**Trellis Inline Foot** • Used to connect two chases inline or at end of the run • Shared foot • Used for end of run and infeeds		TRFTINL	□□	4.0#	$ 112
 TRFT	**Trellis Corner Connector 120° 2-Way** • Used to connect two chases at 120 degrees • Includes one end-of-run cover • Height is determined by corresponding chase height	24"	TRFT2W12024	□□	6.0#	$ 198
		30"	TRFT2W12030	□□	7.0#	198
 TRFT	**Trellis Corner Connector 120° 3-Way** • Used to connect three chases at 120 degrees • Works for both heights of Trellis		TRFT3W120	□□	4.0#	$ 182
			Ⓐ	Ⓑ		

HOW TO ORDER

Indicate the following information on order form:
1. Quantity of each item.
2. Model number, including options. See "How To Build a Model Number".
3. Any special service required.

Note: • The □ indicates that a choice is required.
- The absence of the □ indicates that no choice is required.
- Alpha-numeric characters in place of □ indicate that no other alternatives are available.

HOW TO BUILD A MODEL NUMBER

Ⓐ Select basic model.

Ⓑ Select unit color.
Refer to the **Product Color Options** page in this price list.

SPECIAL SERVICES

Special Carton Marking

With specially marked information	N/C

Shipping

Ships **knocked down, FOB Manitowoc, WI 54220, freight prepaid.** Freight class 70.

Specifications and prices are subject to change without prior notice.

Trellis® Connections and End Caps

Trellis® Connections and End Caps

	MODEL	H	MODEL NUMBER Basic Model	Unit Color	Approx. Packaged Weight	Delivered Pricing
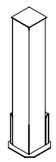 TRFT	**Trellis Corner Connector 90° 2-way** • Used to connect two chases at 90 degrees • Height is determined by corresponding chase height	24”	TRFT2W9024	☐☐	8.0#	$ 238
		30”	TRFT2W9030	☐☐	9.0#	238
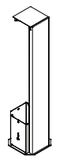 TRFT	**Trellis Corner Connector 90° 3-Way** • Used to connect three chases in 90 degree t-configurations • Height is determined by corresponding chase height	24”	TRFT3W9024	☐☐	7.0#	$ 225
		30”	TRFT3W9030	☐☐	8.0#	225
 TRFT	**Trellis Corner Connector 90° 4-Way** • Used to connect four chases at 90 degrees • Works for both heights of Trellis		TRFT4W90	☐☐	5.0#	$ 205

Ⓐ Ⓑ

HOW TO ORDER

Indicate the following information on order form:
1. Quantity of each item.
2. Model number, including options. See “How To Build a Model Number”.
3. Any special service required.

Note: • The ☐ indicates that a choice is required.
- The absence of the ☐ indicates that no choice is required.
- Alpha-numeric characters in place of ☐ indicate that no other alternatives are available.

HOW TO BUILD A MODEL NUMBER

Ⓐ Select basic model.

Ⓑ Select unit color.
Refer to the **Product Color Options** page in this price list.

SPECIAL SERVICES

Special Carton Marking

With specially marked information N/C

Shipping

Ships **knocked down, FOB Manitowoc, WI 54220, freight prepaid.** Freight class 70.

Specifications and prices are subject to change without prior notice.

Electrical
Receptacles, Jumpers and Infeeds

	MODEL	Features	L	MODEL NUMBER Basic Model	Unit Color	Conduit Color	Approx. Packaged Weight	Delivered Pricing
 HRDPT	**15-Amp Duplex Receptacle for Raceway Use; 10-wire/6 Circuit** • Snaps to rigid wireway • Receptacle color is orange with white lettering for circuits 4I, 5I and 6I	Circuit 1		TRRECP.1	□□		1.0#	$ 29
		Circuit 2		TRRECP.2	□□		1.0#	29
		Circuit 3		TRRECP.3	□□		1.0#	29
		Circuit 4		TRRECP.4I			1.0#	29
		Circuit 5		TRRECP.5I			1.0#	29
		Circuit 6		TRRECP.6I			1.0#	29
 HRDPT	**Electrical Chase-to-Chase Jumpers; 10-wire/6 Circuit** • Flexible metal conduit jumper • 49.0245.TJ for all chase-to-chase connections • 49.0245.30 to use as power pass through for 24" Trellis		18-1/2"	TRJP.TJ			3.0#	$ 113
			48-1/2"	TRJP.30			3.5#	158
 TRIB	**Base Infeed; 10-wire/6 Circuit** • Base feed includes 96" liquid colored conduit • Height must be specified • Height is determined by corresponding chase height			TRIB24	□□	□□□	10.0#	$ 364
				TRIB30	□□	□□□	11.0#	380
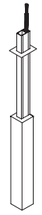 TRIT	**Top Infeed; 10-wire/6 Circuit** • Provides power from ceiling to power chase distribution system • Includes 10' long aluminum pole with separate channel for electrical and data entry, trim plate and 144" prewired harness • Height must be specified • Height is determined by corresponding chase height			TRIT24	□□		22.0#	$ 614
				TRIT30	□□		23.0#	626
				Ⓐ	Ⓑ	Ⓒ		

HOW TO ORDER

Indicate the following information on order form:
1. Quantity of each item.
2. Model number, including options. See "How To Build a Model Number".
3. Any special service required.

Note: • The □ indicates that a choice is required.
- The absence of the □ indicates that no choice is required.
- Alpha-numeric characters in place of □ indicate that no other alternatives are available.

HOW TO BUILD A MODEL NUMBER

Ⓐ Select basic model.

Ⓑ Select unit color.
Refer to the **Product Color Options** page in this price list.

Ⓒ Select conduit color.
Refer to the **Product Color Options** page in this price list.

SPECIAL SERVICES

Special Carton Marking

With specially marked information	N/C

Shipping

Ships **knocked down, FOB Manitowoc, WI 54220, freight prepaid.** Freight class 70.

Specifications and prices are subject to change without prior notice.

Electrical
Receptacles, Jumpers and Infeeds

Electrical
Receptacles, Jumpers and Infeeds

	MODEL	L	MODEL NUMBER Basic Model	Unit Color	Conduit Color	Approx. Packaged Weight	Delivered Pricing
 TRIB	**Middle Base Infeed; 10-wire/6 Circuit** • Base feed includes 96" liquid colored conduit • Height must be specified • Height is determined by corresponding chase height		TRIBM24	□□	□□□	10.0#	$ 664
			TRIBM30	□□	□□□	11.0#	671
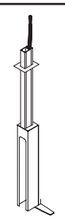 TRIT	**Middle Top Infeed; 10-wire/6 Circuit** • Provides power from ceiling to power chase distribution system • Includes 10' long aluminum pole with separate channel for electrical and data entry, trim plate and 144" prewired harness • Height must be specified • Height is determined by corresponding chase height		TRITM24	□□	□□□	10.0#	$ 1018
			TRITM30	□□	□□□	11.0#	1027
			Ⓐ	Ⓑ	Ⓒ		

HOW TO ORDER

Indicate the following information on order form:
1. Quantity of each item.
2. Model number, including options. See "How To Build a Model Number".
3. Any special service required.

Note: • The □ indicates that a choice is required.
• The absence of the □ indicates that no choice is required.
• Alpha-numeric characters in place of □ indicate that no other alternatives are available.

HOW TO BUILD A MODEL NUMBER

Ⓐ Select basic model.

Ⓑ Select unit color.
Refer to the **Product Color Options** page in this price list.

Ⓒ Select conduit color.
Refer to the **Product Color Options** page in this price list.

SPECIAL SERVICES

Special Carton Marking

With specially marked information N/C

Shipping

Ships **knocked down, FOB Manitowoc, WI 54220, freight prepaid.** Freight class 70.

Specifications and prices are subject to change without prior notice.

Electrical
Receptacles and Jumpers

MODEL	L	MODEL NUMBER Basic Model	Unit Color	Approx. Packaged Weight	Delivered Pricing
Top Data Infeeds; Hardwire • Provides data from ceiling to power chase distribution system • Includes 10' long aluminum pole with separate channel for electrical and data entry and trim plate • Height must be specified • Height is determined by corresponding chase height • Provides access for hardwire		TRDIT24	☐☐	22.0#	$ 421
		TRDIT30	☐☐	23.0#	489
Middle Data Base Infeeds; Hardwire • Height must be specified • Height is determined by corresponding chase height • Cover and foot only • For use as a data cover, Activ8 or hard-wire		TRDBM24	☐☐	22.0#	$ 331
		TRDBM30	☐☐	23.0#	340
Middle Data; Hardwire Top Infeeds • Height must be specified • Height is determined by corresponding chase height • Provides access for top data and hard-wire		TRDTM24	☐☐	22.0#	$ 661
		TRDTM30	☐☐	23.0#	668

TRIT

TRIB

TRIT

Ⓐ Ⓑ

HOW TO ORDER

Indicate the following information on order form:
1. Quantity of each item.
2. Model number, including options. See "How To Build a Model Number".
3. Any special service required.

Note: • The ☐ indicates that a choice is required.
- The absence of the ☐ indicates that no choice is required.
- Alpha-numeric characters in place of ☐ indicate that no other alternatives are available.

HOW TO BUILD A MODEL NUMBER

Ⓐ Select basic model.

Ⓑ Select unit color.
Refer to the **Product Color Options** page in this price list.

SPECIAL SERVICES

Special Carton Marking

With specially marked information N/C

Shipping

Ships **knocked down, FOB Manitowoc, WI 54220, freight prepaid.** Freight class 70.

Specifications and prices are subject to change without prior notice.

Activ8® System
Single Circuit Electrical

	MODEL	L	MODEL NUMBER Basic Model	Paint Color	Approx. Packaged Weight	Delivered Pricing
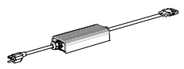 HRDPT	**Activ8® Infeed** • 108" cord plugs into standard 15 amp outlet • Control module is located 6" from table connection • Diagnostic LED indicator shows power status (see details below) • Controller automatically limits number of connections to 8 • 40 Ft maximum string, not including infeed cord • Will not work with GFI/GCFI outlets or backup systems such as uninterrupted power supplies		AC8IF.108		2.0#	$ 281
 HRDPT	**Trellis Infeed Cover** • Cover only (infeed sold separately) • For use with Activ8 infeed • For use as a data infeed cover	24" 30"	48.6032.24 48.6032.30	□□ □□	1.0# 1.0#	$ 123 134
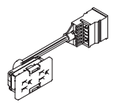 HRDPT	**Activ8® Module and Attachment Bracket** • Duplex receptacles provide 2 outlets • Power module provides 15 amp power • Up to 8 modules may be used per infeed per UL Standard 962 • Modules may be connected (reconnected in any order without sequential keying) • Jumpers ordered separately • Attached cord is approximately 9"		AC8RPTTR.12		1.0#	$ 177
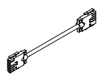 HRDPT	**Activ8® Jumper** • For Connection Zone and Trellis, refer to their Planning Guides for size recommendations	29" 53" 77" 101"	AC8JP.29 AC8JP.53 AC8JP.77 AC8JP.101		1.0# 1.0# 1.0# 1.0#	$ 88 104 120 125
			Ⓐ	Ⓑ		

HOW TO ORDER

Indicate the following information on order form:
1. Quantity of each item.
2. Model number, including options. See "How To Build a Model Number".
3. Any special service required.

Note: • The □ indicates that a choice is required.
- The absence of the □ indicates that no choice is required.
- Alpha-numeric characters in place of □ indicate that no other alternatives are available.

HOW TO BUILD A MODEL NUMBER

Ⓐ Select basic model.

Ⓑ Select paint color.
Refer to the **Product Color Options** page in this price list.

SPECIAL SERVICES

Special Carton Marking

With specially marked information N/C

Shipping

Shipped **k.d. FOB Bonduel, WI 54107, freight prepaid**. Freight class #85.

Covers shipped **k.d. FOB Manitowoc, WI 54220, freight prepaid**. Freight class #85.

Specifications and prices are subject to change without prior notice.

1330 Bellevue Street
P.O. Box 8100
Green Bay, WI 54308-8100
800.424.2432
ki.com

KI and Furnishing Knowledge are registered trademarks of Krueger International, Inc.

© 2020 Krueger International, Inc.
All Rights Reserved.
Code KI-PLW-000259/KI/PDF

Furnishing Knowledge®

TRUE® DESKING SYSTEM

PRICE LIST

January 3, 2011

Updated October 3, 2022

800.424.2432

Contents

Refer to KI Terms & Conditions document or visit ki.com.

Contents

Refer to KI Terms & Conditions document or visit ki.com.

True® Desking
- Specifications 3
- Typicals 4
- Product Color Options 5

True® Desking System
- Rectangular Desk 6
- Bow Front Desk 8
- Corner Desk 9
- Square Shoe Desk 13
- D-Shaped Desk 17
- P-Shaped Desk 21
- Piano Desk 25
- Transitional Desk 29
- Add-On Worksurfaces 31
- Transaction Worksurfaces 32

True® Desking System Components
- Privacy Screens - Exposed Frame 34
- Privacy Screens - Upholstered 36
- Tool Rails 40
- Paper Management 41
- Balance® Overhead Storage 43
- Universal Overhead Storage 46
- Universal Overhead Shelves and Divider 50
- LED Task Lights 51

True® Desking System Accessories
- Center Drawer 53
- Grommets 54
- Modesty Panel Inserts 55
- Worksurface Accessories 56

True® Desking System Data/Comm.
- Accessories 57

True® Desking System Electrical
- Electrical 58

True® Desking
Specifications

Basic Worksurfaces
Worksurfaces shall define the shape of the workstation and provide support for overhead storage, hanging pedestals, electrical componentry, and privacy screens.

Rectangular Worksurfaces
Laminated worksurfaces shall be constructed from 1-1/8" medium density fiberboard with a .030 high-pressure laminate surface or veneer and a .030 phenolic backing sheet with a choice of three edge styles: 74P, 74P with knife edge along front, or 3/8" wood. polypropylene edge shall be available in multiple colors. The knife edge shall only be applied to the front edge of the worksurface and extend 2" beyond the desk frame. The wood edge shall be constructed from natural red oak and be available in a clear finish (standard) or in a maple wood band with additional stains. Worksurfaces shall be available in 24", 30", 36", 42", 48", 54", 60", 66", and 72" widths, 24" and 30" depths, and 29" height.

Rectangular worksurfaces up to 60" wide shall include two triangular worksurface grommets and covers, located in the back corners of each worksurface. 66" and 72" wide worksurfaces shall have an optional third triangular worksurface grommet and cover located near the back center of the desk. Grommets shall be molded from polycarbonate and available in colors or translucent. Worksurfaces that are 60", 66", and 72" wide shall have an integrated steel reinforcement to allow adequate support for load bearing. All worksurfaces shall have pre-drilled holes for attachment to the desk frame.

Two leg supports shall support the worksurface and be formed of 16-gauge steel, overall dimensions shall be 6.00 x 6.00 x 27.25, with 16-gauge internal reinforcements resistance welded for additional strength. The leg assemblies shall be attached to the underside of the worksurface from above by use of threaded inserts. A steel leg cover on inside of desk shall be standard and removable without tools. A glide shall be attached to the bottom of the leg for up to 1" of adjustability. Two 3.25" x 2.25" grommets and covers molded from polycarbonate shall be standard on the top of each leg side.

The modesty panel beam shall be formed of 18-gauge steel, overall dimensions are 3.00 x 9.00 x length determined by size of worksurface. The modesty panel beam shall be attached to leg supports and the underside of the worksurface, will provide support for the worksurface and allow electrical and data cable to be run along the width of the desk. Plastic worksurface spacers shall provide a 1/4" stand off distance between the worksurface and modesty panel beam and snap into place for easier assembly.

An optional lower modesty panel shall be formed of 18-gauge steel, overall dimensions are 1.00 x 18.00 x length determined by size of worksurface. The lower modesty panel shall be attached to the leg supports and provide full enclosure of the desk back from floor to the modesty panel beam.

Two end panels shall support the worksurface and be formed of 18-gauge steel with an 18-gauge steel reinforcement resistance welded for strength. The end panel shall have a honeycomb core for additional strength and noise reduction. Overall dimensions shall be 1.25 x 27.00 x depth determined by worksurface size or configuration. Standard depths shall be 9" for transitional depth, 18" for 24" worksurfaces and 24" for 30 worksurfaces. End panel assembly shall be attached to the underside of the worksurface and leg assembly. Plastic worksurface spacers shall provide a 1/4" stand off distance between the worksurface and end panel and snap into place for easier assembly. A glide shall be attached to the bottom of the end panel for up to 1" of adjustability.

All steel desk components shall be powder-coated or otherwise finished.

Rectangular Reduction Worksurface
Rectangular reduction worksurfaces shall have the same basic construction as the rectangular worksurfaces. Worksurfaces shall have two curving arcs along the front edge that transition from a depth of 30" on one end and 24" on the opposite end.

Bow Front Worksurface
Bow front worksurfaces shall have the same basic construction as the rectangular worksurfaces. These worksurfaces shall have a depth of 30" or 36" with a radius edge that extends 6" from the desk support structure on the visitor side. Worksurfaces shall only be available in 60", 66", and 72" widths, without the center grommet and cover.

Corner Worksurface
Corner worksurfaces shall have the same basic construction as the rectangular worksurfaces with an additional leg support, modesty panel beam, and optional lower modesty panel. Depths of 24" and 30" and widths of 42" and 48" shall be standard. Worksurfaces shall have three grommets and covers, one per corner, located in the back corners of each worksurface as standard.

P-Shaped and Piano Shaped Worksurfaces
P-shaped and piano shaped worksurfaces shall have the same basic construction as the rectangular worksurfaces with an additional round support leg and modesty panel. The round support leg shall be attached towards the rounded front end of the worksurface and be constructed from 4" diameter, 14-gauge steel, and be fitted with a glide for up to 1" of adjustability. The modesty panel shall be constructed from 18-gauge steel and extend 9" from the underside of the worksurface. Worksurfaces shall be available in 60", 66" and 72" depths and 48" widths.

D-Shaped Worksurfaces
D-shaped worksurfaces shall have the same basic construction as the rectangular worksurfaces with an additional round support leg and modesty panel. The round support leg shall be attached towards the rounded end of the worksurface and be constructed from 4" diameter, 14-gauge steel, and be fitted with a glide for up to 1" of adjustability. Worksurfaces shall be available in 24", 30" or 36" widths and 48", 54", 60", 66" and 72" depths.

Round Add-On Worksurface
Round add-on worksurfaces shall be available with the same edge treatments as the rectangular worksurfaces. They shall be available in 36" diameter with a 24" flat and 42" diameter with a 30" flat. A round support leg shall support the worksurface and be constructed from 4" diameter, 14-gauge steel, and be fitted with a glide for 1" of adjustability. Two steel splice plates and hardware shall be included to attach the round add on worksurface to a rectangular worksurface.

Half Round and Quarter Round Add-On Worksurfaces
Half round and quarter round add-on worksurfaces shall be available with the same edge treatments as the rectangular worksurfaces. They shall be available in 48" diameter and 60" diameter. A round support leg shall support the worksurface and be constructed from 4" diameter, 14-gauge steel, and be fitted with a glide for 1" of adjustability. Four steel splice plates and hardware shall be included to attach the half round add on worksurface to two back to back rectangular worksurfaces. Four steel splice plates and hardware shall be included to attach the quarter round add on worksurface to two rectangular worksurfaces that are perpendicular to each other.

Transaction Worksurface
Transaction worksurfaces shall be available with the same edge treatments as the rectangular worksurfaces. Worksurfaces shall attach via two support stanchions to rectangular worksurfaces and three support stanchions to corner worksurfaces. The worksurfaces shall be available in 16" depth with a 4" overhang in overall sizes that match the base rectangular and corner workstations. Worksurfaces shall be available in 31" wheelchair accessible height or 42" stand-up height.

Backpack Wire Trough Component Kit
Backpack wire trough components shall allow for lay-in wiring along the back of workstation. The kit shall consist of a pair of trough mounting brackets attached to the leg supports and constructed from 16-gauge steel, three 1.25" x .92" wire troughs constructed from 18-gauge steel that span the width of a desk, and a cover constructed from 18-gauge steel capable of being opened without the use of any tools. Applicable end trim, corner, and splice components shall also be available for the cover.

Electrical
Power shall be supplied through a UL listed 10-wire system available in two different configurations that are not interchangeable: 6 hot wires, 2 neutral wires, and 2 ground wires or 4 hot wires, 4 neutral wires, and 2 ground wires. The system shall have a rated capacity of 120 VAC@ 20 amps.

A rigid one-piece wireway shall be attached to the inside of the modesty panel beam by two 16-gauge steel brackets and hardware and be covered by an 18-gauge steel cover. The wireway design shall allow for easy connection of the wireway of one desk to another through the use of a jumper. All desks 30" and wider shall be ready to accept electrical components.

The receptacles for the system shall be snap fit into the wireways and be rated for 15 amps.

The electrical system shall allow for a method of passing power from one powered desk through the modesty panel beam of a non-powered desk and connected to the wireway of a third desk. This power pass through shall attach with snap fit connections.

The electrical system shall allow power to infeed from the top of the desk through the triangular grommet in the worksurface. The top infeed kit shall include 12' of flexible metal conduit with a snap fit attachment to the wireway on one end and open whip on the other, a 7' or 10' extruded aluminum power pole and cover, and ceiling trim. The interior of the power pole shall be divided into two cavities for power and communication cable management.

The electrical system shall allow for power to infeed from the base of the desk through the lower leg grommet or leg cover. The base infeed kit shall include 6' of plastic covered flexible conduit that transitions into flexible metal conduit with a snap fit attachment to the wireway on one end and open whip on the other. A relocatable power tap (RPT) shall provide above worksurface power to the support stanchions from an installed 10-wire electrical system or use of the building outlets. Two RPT's, each containing two 15 amp outlets, shall be mountable per stanchion. Cord lengths shall be available in 36" or 96".

A steel bracket shall be available to attach to the underside of the modesty panel beam near the worksurface. It shall have a 1.38" x 2.70" opening to accept several different manufacturers data faceplates and the RPT.

Pedestal Storage
Pedestal storage for True® shall be provided by KI's 700 Series, 700 Series Curve, and U-Series® Pedestals. 3 pedestals shall be available in 2 depths, 17-5/8" that may be used with any depth worksurface, 21- 5/8" for maximum storage under a 30" worksurface. Multiple drawer combinations shall be available.

The 12" file drawer sizes shall have full extension slide arm suspensions for full access to storage space. The 3" pencil drawers and 6" box drawers shall have 3/4" extension, steel ball-bearing suspension.

Locks shall be included in each pedestal. Specific keying combinations shall be available. See Key Options.

Center Drawer
The center drawer shall mount below a 24" or 30" deep worksurface which has an 18" wide clearance. The drawer pan shall be constructed of 22-gauge steel with a hem along the front edge for safety and strength. A deep rib shall form a pencil tray and provide additional strength and a double flange across the back shall prevent spillage of contents. The drawer sides shall be 20-gauge with a hem along the top edge for safety. The drawer shall run on a pair of full extension, ball-bearing suspensions and shall be available with or without a lock, keyed randomly as standard. Field drilling for installation shall be necessary.

Privacy Screens
Privacy screens shall be available to provide sit down or stand up privacy within the True® workstation. Screens shall be 3/4" or 1" thick, 18-1/4", 21" or 38" high and available in 24", 30", 36", 42", 48", 54", 60", 66" and 72" widths to fit all worksurfaces. The 66" and 72" widths shall consist of a pair of screens (1) 30" plus (1) 36" screen for 66" applications and (2) 36" screens for 72" applications. The screens shall include mounting brackets for attachment to either the overhead supports, the underside of the worksurface, the top of the worksurface, or with a combination of attachment to an overhead support and a worksurface top.

Two privacy screen construction methods shall be available: two 1/2" industrial insulation boards, covered with fabric and glued together or an exposed, powder-coated aluminum frame. The exposed frame construction shall allow for different core materials to be inserted.

Overhead Support Stanchions
The overhead support stanchions shall be formed of 16-gauge steel, with overall dimensions of 6.00" x 6.00" x 19.50". A reinforcement plate constructed of 16-gauge steel shall be welded in place to provide additional strength and have 4 cutouts to accommodate either commercially available data plates or two RPT's. Support stanchions shall be designed to hinge open to allow access to the inside of the overhead support stanchions. A flexible rubber trim piece shall allow power or data cables to be run from the worksurface into the overhead support stanchions with the covers closed.

Overhead Storage
Overhead storage shall consist of the Balance® overhead and Universal overhead and shelves. Overhead storage shall attach to worksurface with two overhead support stanchions. 24", 30", 36", 42", 48", 54", 60", 66" and 72" sizes shall be available. 66" and 72" overheads shall incorporate a single shelf with two doors

Shelf dividers shall be power-coated steel with installation and removal accomplished without the use of tools or fasteners.

Universal overheads and shelves shall be 17" high and shall have 19-1/2" clearance between the worksurface and the bottom of shelf. Overhead doors shall be available with painted steel, fabric, laminate, or veneer, with a polypropylene extrusion handle. Locks shall be randomly assigned or keyed per customer requests.

The end panels shall be constructed of 14-gauge steel and have self-locking mounting tabs formed into the back edge. The shelf, back, and top shall be constructed from 18-gauge steel. The front edge of the shelf shall be a polypropylene extrusion that also provides space for a concealed flush mount task light.

Balance® overheads shall be 17" high and have 19-1/2" clearance between the worksurface and the bottom of shelf. The upper door shall be available in colored or translucent extruded rigid polypropylene with spatter-coat finish, fabric, or laminate applied. The overall door thickness shall be 3/8". The lower door shall be an aluminum extrusion and be ergonomic in design. A center lock mechanism shall be utilized between the upper and lower doors for security.

The overhead doors shall be effortlessly operated from either a seated or standing position through use of the upper or lower door. The upper door and lower door shall be synchronized in motion through the use of two 10-gauge linkages. The doors shall be assisted with two extension springs and require less than 5 pounds of force to operate. The upper door shall open over the outside of the case.

Task Lights
Task lights shall be offered in one standard level of efficiency and cost. The standard light shall have a magnetic high power ballast with rapid start, cool white T-8 fluorescent lamp. Task lights shall attach to the underside of the shelf on overhead cabinets.

Paper Management System
The paper management system shall address the storage and movement of files, binders, and documents. Components shall be available with integrated hooks for attachment to the work bar.

Key Options
There are various key options available depending on the component model. The key alike option (KA) allows multiple components of a workstation to be keyed alike. The key standard option (KS) allows each component to have its own randomly selected key number shipped with the individual component. The No lock core (NLC) provides more flexibility in keying workstations alike. All locks and keys for the individual components specified with no lock core will be packaged separately from the components. The location of the lock core and corresponding numbered key will be determined upon installation.

ANSI/BIFMA
True® desking shall meet or exceed the required ANSI/BIFMA X5.5-2008 desk systems test.

Quality
All True® desking components shall originate from ISO 9000, ISO 9001 or ISO 9002 registered facilities.

UL Listed
True® desks shall be listed to applicable UL standards and requirements by Underwriters Laboratories Inc. Two of the standards used to evaluate True® desks are UL 1286 Office Furnishing and UL 723 Standard Test for Surface Burning Characteristics of Building Materials.

Fabric
Fabric will be applied as swatched by the fabric manufacturer. Fabric that is required to be applied differently than is swatched will need a Product Modification Request written specifying the direction the fabric is to be applied.

True® Desking
Typicals

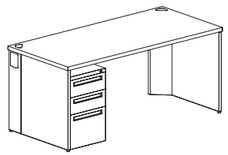

- 30" x 60" Rectangular Desk with Partial Modesty Panel, 74P Edge, Standard End Panels
- 700 Series Freestanding Pedestal - Box/Box/File

Model No.	Price
TR3060/P-74P-S-NCG	$1882
S7P/1524FBBF	$1029
Total Price	**$2911**

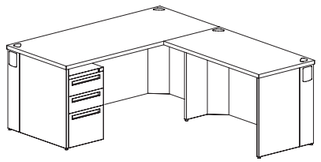

- 30" x 60" Rectangular Desk with Full Modesty Panel, 74P Edge, Standard End Panels
- 24" x 48" Rectangular Desk with Full Modesty Panel, 74P Edge, Left Transitional End Panel
- 700 Series Freestanding Pedestal - Box/Box/File

Model No.	Price
TR3060/F-74P-S-NCG	$2287
TR2448/F-74P-L	$1982
S7P/1524FBBF	$1029
Total Price	**$5298**

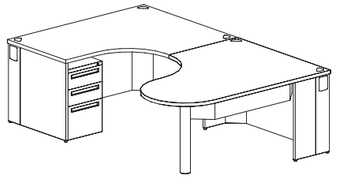

- 30" x 60" x 48" x 30" Square Shoe Desk with Full/Full Modesty Panel, 74P Edge, Right Transitional End Panel
- 30" x 48" x 66" Piano Shaped Desk with Full Modesty Panel and Guest Modesty Panel, 74P Edge, Both Transitional End Panels
- 700 Series Freestanding Pedestal - Box/Box/File

Model No.	Price
TS30604830/F/FS-74P-R-NCG	$3375
TI304866/F/G-74P-B	$3152
S7P/1524FBBF	$1029
Total Price	**$7556**

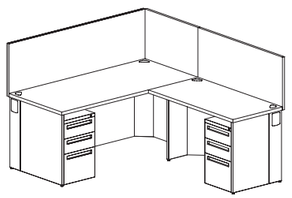

- 30" x 60" Rectangular Desk with Full Modesty Panel, 74P Edge, Standard End Panels
- 24" x 42" Rectangular Desk with Full Modesty Panel, 74P Edge, Left Transitional End Panel
- 30"W x 20"H Privacy Screen, Mounted Behind the Worksurface, Upholstered
- 42"W x 20"H Privacy Screen, Mounted Behind the Worksurface, Upholstered
- 66"W x 20"H Privacy Screen, Mounted Behind the Worksurface, Upholstered
- 700 Series Freestanding Pedestal - Box/Box/File
- 700 Series Freestanding Pedestal - Box/Box/File

Model No.	Price
TR3060/F-74P-S-NCG	$2287
TR2442/F-74P-L	$1899
TBW2030	$320
TBW2042	$466
TBW2066	$715
S7P/1524FBBF	$1029
S7P/1520FBBF	$975
Total Price	**$7691**

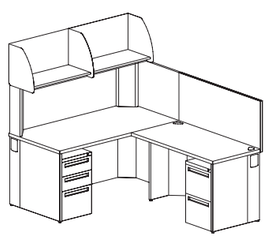

- 30" x 60" Rectangular Desk with Partial Modesty Panel, 74P Edge, Standard End Panels with Center Grommet to Mount Overhead Shelf
- 24" x 48" Rectangular Desk with Full Modesty Panel, 74P Edge, Left Transitional End Panel
- 30"W x 20"H Privacy Screen, Mounted Behind the Worksurface, Upholstered
- 48"W x 20"H Privacy Screen, Mounted Behind the Worksurface, Upholstered
- 60"W x 19"H Privacy Screen, Mounted Between Stanchions, Upholstered
- 60"W Universal Overhead Regular Shelf Mounted on Stanchions
- 700 Series Freestanding Pedestal - Box/Box/File
- 700 Series Freestanding Pedestal - File/File

Model No.	Price
TR3060/P-74P-S-NCG	$1882
TR2448/F-74P-L	$1982
TBW2030	$320
TBW2048	$531
TBS60/U	$628
URSR60/TR	$898
S7P/1524FBBF	$1029
S7P/1520FFF	$8928
Total Price	**$8198**

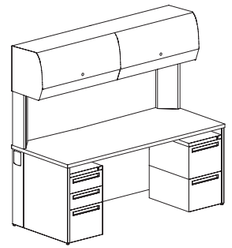

- 30" x 72" Rectangular Desk with Full Modesty Panel, 74P Edge, Standard End Panels with Center Grommet to Mount Overhead Cabinet
- 72"W x 19"H Privacy Screen, Mounted Between Stanchions, Upholstered
- 72"W Balance Solid Color Overhead Cabinet Mounted on Stanchions
- 700 Series Freestanding Pedestal - Box/Box/File
- 700 Series Freestanding Pedestal - File/File

Model No.	Price
TR3072/F-74P-S-YCG	$2506
TBS72/U	$772
BLCS72D/TR	$3174
S7P/1524FBBF	$1029
S7P/1524FFF	$975
Total Price	**$8456**

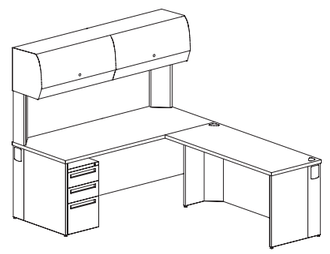

- 30" x 72" Rectangular Desk with Full Modesty Panel, 74P Edge, Standard End Panels with Center Grommet to Mount Overhead Cabinet
- 24" x 60" Rectangular Desk with Full Modesty Panel, 74P Edge, Left Transitional End Panel
- 72"W x 19"H Privacy Screen, Mounted Between Stanchions, Upholstered
- 72"W Balance Solid Color Overhead Cabinet Mounted on Stanchions
- 700 Series Freestanding Pedestal - Box/Box/File

Model No.	Price
TR3072/F-74P-S-YCG	$2506
TR2460/F-74P-L	$2157
TBS72/U	$772
BLCS72D/TR	$3174
S7P/1524FBBF	$1029
Total Price	**$9638**

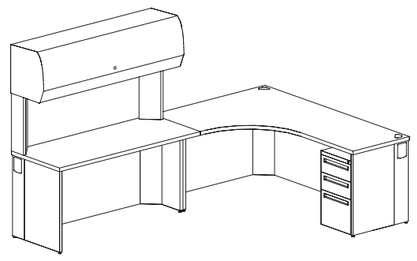

- 24" x 60" Rectangular Desk with Full Modesty Panel, 74P Edge, Right Transitional End Panel
- 24" x 48" x 72" x 24" Square Shoe Desk with Full Modesty/Full Modesty Panels, 74P Edge, Left Transitional End Panel
- 60"W x 19"H Privacy Screen, Mounted Between Stanchions, Upholstered
- 60"W Balance Solid Color Overhead Cabinet Mounted on Stanchions
- 700 Series Freestanding Pedestal - Box/Box/File

Model No.	Price
TR2460/F-74P-R	$2157
TS24487224/F/FS-74P-L-NCG	$3334
TBS60/U	$628
BLCS60/TR	$2024
S7P/1520FBBF	$975
Total Price	**$9118**

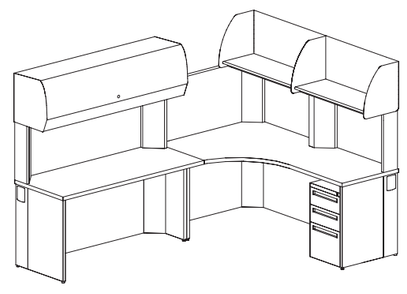

- 24" x 60" Rectangular Desk with Full Modesty Panel, 74P Edge, Right Transitional End Panel
- 24" x 48" x 72" x 24" Square Shoe Desk with Full Modesty/Full Modesty Panels, 74P Edge, Left Transitional End Panel
- 60"W x 19"H Privacy Screen, Mounted Between Stanchions, Upholstered
- 48"W x 20"H Privacy Screen, Mounted Behind the Worksurface, Upholstered
- 72"W x 20"H Privacy Screen, Mounted Behind the Worksurface, Upholstered
- 60"W Balance Solid Color Overhead Cabinet Mounted on Stanchions
- 72"W Universal Overhead Regular Shelf Mounted on Stanchions
- 700 Series Freestanding Pedestal - Box/Box/File

Model No.	Price
TR2460/F-74P-R	$2157
TS24487224/F/FS-74P-L-NCG	$3334
TBS60/U	$628
TBW2048	$531
TBW2072	$787
BLCS60/TR	$2024
URSR72/TR	$1368
S7P/1520FBBF	$975
Total Price	**$11804**

True® Desking
Product Color Options

Desks or Worksurfaces - Grommet Color; Trim/Grommet/ Extrusion Color

Black	TBL
Blue Grey	TGR
Cool Grey	TCG
Light Tone	TLG
Misty Brown	TMY
Sand	TSA
Warm Grey	TWG

Desks or Worksurfaces - Grommet Color; Frame Grommet Color

Black grommet	BBL
Blue Grey grommet	BGR
Cool Grey grommet	BCG
Light Tone grommet	BLG
Misty Brown grommet	BMY
Sand grommet	BSA
Warm Grey grommet	BWG

Desks or Worksurfaces - Edge Color for 74P Edge

Belair	EBQ
Biltmore Cherry	EBT
Black	EBL
Blue Grey	EGR
Brighton Walnut	EBW
Castle Oak	ECO
Cayenne	ECY
Cherry Storm	ECX
Cocobala	ECC
Cool Grey	ECG
Earthen Clay	EEY
Everglade Shade	EEV
Flannel	EFN
Florence Walnut	EFC
Friston Ash	EFH
Frosty White	EFW
Hazy Jade	EHJ
Honey Bee	EHY
Italian Silver Ash	EIT
Kensington Maple	EKM
Light Tone	ELG
Mardi Gras	EMG
Misty Brown	EMY
Monticello Maple	EMT
Multiplex	EMB
Nemo	ENE
Nordic	END
Poppy Red	EPR
Purple Haze	EPH
River Cherry	ERY
Rubber Ducky	ERK
Sand	ESA
Sky Blue	ESK
Sterling Ash	EAZ
Surf's Up	ESP
Twilight Shadow	ETI
Ultra Blue	EUB
Warm Grey	EWG
Windsor Mahogany	EWY
Zesty Lime	EZL

Desks or Worksurfaces - Edge Color for KN Edge

Belair	EBQ
Biltmore Cherry	EBT
Black	EBL
Blue Grey	EGR
Brighton Walnut	EBW
Castle Oak	ECO
Cayenne	ECY
Cherry Storm	ECX
Cocobala	ECC
Cool Grey	ECG
Earthen Clay	EEY
Everglade Shade	EEV
Flannel	EFN
Friston Ash	EFH
Frosty White	EFW
Hazy Jade	EHJ
Honey Bee	EHY
Kensington Maple	EKM
Light Tone	ELG
Mardi Gras	EMG
Misty Brown	EMY
Monticello Maple	EMT
Nemo	ENE
Nordic	END
Poppy Red	EPR
Purple Haze	EPH
River Cherry	ERY
Rubber Ducky	ERK
Sand	ESA
Sky Blue	ESK
Sterling Ash	EAZ
Surf's Up	ESP
Twilight Shadow	ETI
Ultra Blue	EUB
Warm Grey	EWG
Windsor Mahogany	EWY
Zesty Lime	EZL

Desks or Worksurfaces - Desk Color

Black	BL
Blue Grey	GR
Bronze Metallic	ZM
Cayenne	CY
Champagne Metallic	CM
Cool Grey	CG
Cottonwood	CO
Earthen Clay	EY
Espresso Metallic	EX
Everglade Shade	EV
Flannel	FN
Glitz Metallic	GZ
Hazy Jade	HJ
Honey Bee	HY
Light Tone	LG
Mardi Gras	MG
Misty Brown	MY
Nemo	NE
Nordic	ND
Purple Haze	PH
Rubber Ducky	RK
Sand	SA
Starlight Silver Metallic	SX
Surf's Up	SP
Twilight Shadow	TI
Ultra Blue	UB
Warm Grey	WG
Zesty Lime	ZL

Desks/Worksurfaces/Components/Overhead Storage/Accessories/ Electrical/Screens - Wood Finish - Core

Cherry Storm on Maple	MCX
Cinnamon on Maple	MCN
Cocoa on Maple	MCA
Florence Walnut on Maple	MFC
Kensington Maple on Maple	MMA
Monticello Maple on Maple	MMT
River Cherry on Maple	MRY

Desks/Worksurfaces/Components/Overhead Storage/ Accessories/ Electrical/Screens - Laminate Color

Belair	LBQ
Biltmore Cherry	LBT
Black	LBK
Brighton Walnut	LBW
Canyon Zephyr	LCA
Castle Oak	LCO
Casual Linen	LCU
Cherry Storm	LCX
Classic Linen	LCI
Cloud Zephyr	LCL
Cocobala	LCC
Crisp Linen	LRI
Desert Zephyr	LDZ
Dove Grey	LDG
Fired Steel	LIL
Flax Linen	LXF
Florence Walnut	LFC
Forged Steel	LOL
Friston Ash	LFH
Frosty White	LFW
Graphite Nebula	LGN
Grey	LGE
High Rise	LHE
Hollyberry	LHY
Irish Linen	LIH
Island	LID
Italian Silver Ash	LIT
Kensington Maple	LKM
Lapis Blue	LLB
Markerboard White	LMK
Misted Zephyr	LMR
Monticello Maple	LMT
Nickel Evolv	LNV
North Sea	LNA
Ocean	LON
Pearl Bisque	LPB
Pearl Silver	LPS
Pressed Linen	LPR
River Cherry	LRY
Rugged Linen	LRG
Satin Stainless	LSS
Shadow Zephyr	LSR
Silicon evolv	LSV
Sterling Ash	LAZ
Tailored Linen	LTL
Titanium evolv	LTV
White Nebula	LWL
White Sand	LWN
Windsor Mahogany	LWY

Components/Overhead Storage/Accessories/ Electrical/ Screens - Paint Color; Cabinet Paint Color; Shelf Paint Color

Black	BL
Blue Grey	GR
Bronze Metallic	ZM
Cayenne	CY
Champagne Metallic	CM
Cool Grey	CG
Cottonwood	CO
Earthen Clay	EY
Espresso Metallic	EX
Everglade Shade	EV
Flannel	FN
Glitz Metallic	GZ
Hazy Jade	HJ
Honey Bee	HY
Light Tone	LG
Mardi Gras	MG
Misty Brown	MY
Nemo	NE
Nordic	ND
Purple Haze	PH
Rubber Ducky	RK
Sand	SA
Starlight Silver Metallic	SX
Surf's Up	SP
Twilight Shadow	TI
Ultra Blue	UB
Warm Grey	WG
Zesty Lime	ZL

Components/Overhead Storage/Accessories/ Electrical/ Screens - Privacy Screen Insert Finish

Clear Wavey Acrylic	CAW
Frosted Acrylic	FAI

Components/Overhead Storage/Accessories/ Electrical/ Screens - Accessory Color

Black	BL
Blue Grey	GR
Clear	CL
Cool Grey	CG
Light Tone	LG
Misty Brown	MY
Sand	SA
Warm Grey	WG

Paper Management items PPFH, PPLL, PPDS, PPVS, PPTC, PPDH, PPAT and PPPC are the only items offered a Clear (CL) accessory color option.

Components/Overhead Storage/Accessories/ Electrical/ Screens - Stanchion Door Color; Grommet Color; Trim Color

Black trim extrusion	TBL
Blue Grey trim extrusion	TGR
Cool Grey	TCG
Light Tone trim extrusion	TLG
Misty Brown	TMY
Sand trim extrusion	TSA
Warm Grey trim extrusion	TWG

Components/Overhead Storage/Accessories/ Electrical/ Screens - Door Handle Trim Color

Black	HBL
Blue Grey	HGR
Cool Grey	HCG
Light Tone	HLG
Misty Brown	HMY
Sand	HSA
Warm Grey	HWG

Components/Overhead Storage/Accessories/ Electrical/ Screens - Upper Door Solid Color

Black	UBL
Blue Grey	UGR
Cool Grey	UCG
Light Tone	ULG
Misty Brown	UMY
Sand	USA
Translucent	UTR
Warm Grey	UWG

Components/Overhead Storage/Accessories/ Electrical/ Screens - Balance® Laminate Door Edge Color

Black laminate door edge	EBL
Blue Grey laminate door edge	EGR
Cool Grey laminate door edge	ECG
Light Tone laminate door edge	ELG
Misty Brown laminate door edge	EMY
Sand laminate door edge	ESA
Warm Grey laminate door edge	EWG

Components/Overhead Storage/Universal Overhead Veneer Color

Castle Oak	MCO
Cherry Storm on Maple	MCX
Cherry Veneer	RCY
Cinnamon on Maple	MCN
Cocoa on Maple	MCA
Kensington Maple on Maple	MMA
Mahogany Veneer	RMH
Monticello Maple on Maple	MMT
Oak Veneer	ROK
River Cherry on Beech	BRY
River Cherry on Maple	MRY
River Cherry on Oak	ORY
Walnut Veneer	RWA

Lock Color

Black	BLL
Satin Chrome	SCL

Finish Cards

View color swatches for items listed within this document.

Paints **Wood/Veneer** **Molded Edges** **Hard Plastics**
Plastics/Poly **Laminates** **Edge Styles** **Glass**

Certain options referenced may not be available on GSA Schedule.

True® Desking System

Rectangular Desk

True® Desking System

Rectangular Desk

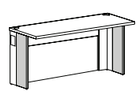

(B) Both transitional

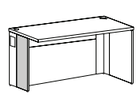

(L) Left transitional

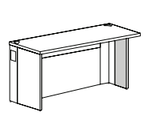

(R) Right transitional

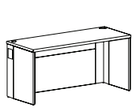

(S) Two full end panels

Rectangular Desk with Full Modesty Panel

- Consists of top, two legs, modesty panel, filler panel (full modesty panel), two end panels (optional transitional size), ganging plates, and all required assembly hardware
- Each leg has two cable access grommet locations
- Top has two cable access grommets above the legs (66" and 72" wide have optional third middle grommet used for mounting stanchions and not intended for routing cables)
- Top grommets allow for attachment of overhead storage units or privacy screens
- Modesty panel allows for optional 10-wire electrical system (see Electrical section)
- Pricing is for two transitional end panels, see "HOW TO BUILD A MODEL NUMBER" below for more options
- NOTE: Rectangular worksurfaces specified with a knife (KN) edge cannot be ganged at 90 degree angles.

		MODEL NUMBER													
MODEL	D x W	Basic Model	Edge Style	End Panel	Center Grom.	Surface Grom. Color	Surface Finish	Edge Color	Frame Grom. Color	Desk Color	Approx. Packaged Weight	74P Edge (74P)	Knife Edge (KN)	3/8" Wood Band Edge (34S)	Wood Edge Veneer (VN)
	24 x 24"	TR2424/F	□□□	□	NCG	□□	□□□	□□	□□	□□	57.0#	$ 1660	$ 1802	$ 2057	$ 2203
	24 x 30"	TR2430/F	□□□	□	NCG	□□	□□□	□□	□□	□□	84.0#	1681	1827	2091	2241
	24 x 36"	TR2436/F	□□□	□	NCG	□□	□□□	□□	□□	□□	93.0#	1730	1874	2145	2294
	24 x 42"	TR2442/F	□□□	□	NCG	□□	□□□	□□	□□	□□	100.0#	1824	1982	2259	2417
	24 x 48"	TR2448/F	□□□	□	NCG	□□	□□□	□□	□□	□□	108.0#	1907	2063	2349	2514
	24 x 54"	TR2454/F	□□□	□	NCG	□□	□□□	□□	□□	□□	115.0#	1984	2146	2438	2607
	24 x 60"	TR2460/F	□□□	□	NCG	□□	□□□	□□	□□	□□	128.0#	2082	2250	2550	2723
	24 x 66"	TR2466/F	□□□	□	□□□	□□	□□□	□□	□□	□□	136.0#	2179	2353	2664	2847
	24 x 72"	TR2472/F	□□□	□	□□□	□□	□□□	□□	□□	□□	144.0#	2305	2486	2814	3002
	30 x 24"	TR3024/F	□□□	□	NCG	□□	□□□	□□	□□	□□	89.0#	1702	1851	2116	2267
	30 x 30"	TR3030/F	□□□	□	NCG	□□	□□□	□□	□□	□□	97.0#	1729	1874	2146	2295
	30 x 36"	TR3036/F	□□□	□	NCG	□□	□□□	□□	□□	□□	107.0#	1783	1937	2217	2372
	30 x 42"	TR3042/F	□□□	□	NCG	□□	□□□	□□	□□	□□	116.0#	1865	2025	2313	2475
	30 x 48"	TR3048/F	□□□	□	NCG	□□	□□□	□□	□□	□□	125.0#	1966	2126	2422	2588
	30 x 54"	TR3054/F	□□□	□	NCG	□□	□□□	□□	□□	□□	133.0#	2041	2207	2512	2685
	30 x 60"	TR3060/F	□□□	□	NCG	□□	□□□	□□	□□	□□	142.0#	2141	2314	2627	2805
	30 x 66"	TR3066/F	□□□	□	□□□	□□	□□□	□□	□□	□□	152.0#	2217	2395	2717	2899
	30 x 72"	TR3072/F	□□□	□	□□□	□□	□□□	□□	□□	□□	160.0#	2360	2545	2883	3077

Ⓐ Ⓑ Ⓒ Ⓓ Ⓔ Ⓕ Ⓖ Ⓗ Ⓘ

TRUE

HOW TO ORDER

Indicate the following information on order form:
1. Quantity of each item.
2. Model number, including options. See "How To Build a Model Number".
3. Any special service required.

Note: • The □ indicates that a choice is required.
- The absence of the □ indicates that no choice is required.
- Alpha-numeric characters in place of □ indicate that no other alternatives are available.

HOW TO BUILD A MODEL NUMBER

Ⓐ Select basic model.

Ⓑ Select edge style.
KN is not recommended in L-Shaped configurations.

74P	- 74P edge
KN	- Knife edge
34S	- 3/8" Wood band edge
VN	- Wood edge veneer

With 74P, KN and 34S edges, select from laminates for surface finish (Lxx). For edge color, 74P and KN, select from Exx colors and for 34S, select Mxx colors. For VN, select from Mxx for surface finish and do not select an edge color.

Ⓒ Select end panel.

B	- Two transitional end panels
L	- Left transitional end panel; add $75
R	- Right transitional end panel; add $75
S	- Two full end panels; add $146

Ⓓ Select desk center grommet option.

NCG	- No center grommet
YCG	- Yes center grommet

"YCG" option only available on 66" and 72" wide desks. "YCG" is needed to mount overheads, transaction surfaces or stanchion mounted privacy screens.

Ⓔ Select leg and surface grommet color.
Refer to the **Product Color Options** page in this price list.

Ⓕ Select surface finish.
Refer to the **Product Color Options** page in this price list.
Surface finish offerings are based on edge style selections.

Ⓖ Select edge color.
Refer to the **Product Color Options** page in this price list.
Edge color offerings are based on edge style selections.

Ⓗ Select frame grommet color.
Refer to the **Product Color Options** page in this price list.

Ⓘ Select desk color.
Refer to the **Product Color Options** page in this price list.

FINISH INFORMATION

Additional Laminate Offering

Additional laminates beyond KI standard offering, are available with two weeks extended leadtime. To specify additional laminates, use these designators followed by the supplier's color/pattern code:

Formica - LF/supplier's color pattern code
Nevamar - LN/supplier's color pattern code
Wilsonart - LW/supplier's color pattern code

KI's standard laminate finish is the supplier's recommended finish for that color/pattern.
Note: Nonstandard laminates from these suppliers (example: textured laminates) require a Product Modification Request.
Contact customer service for details.

SPECIAL SERVICES

Special Carton Marking

With specially marked information	N/C

Shipping

Ships **knocked down, FOB Pembroke, ON K8A 0E1, freight prepaid.** Freight class 70.

Specifications and prices are subject to change without prior notice.

True® Desking System

Rectangular Desk

True® Desking System

Rectangular Desk

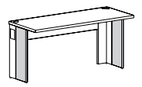

(B) Both transitional

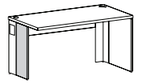

(L) Left transitional

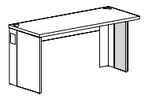

(R) Right transitional

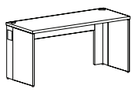

(S) Two full end panels

TRUE

Ⓐ Ⓑ Ⓒ Ⓓ Ⓔ Ⓕ Ⓖ Ⓗ Ⓘ

MODEL	D x W	MODEL NUMBER: Basic Model	Edge Style	End Panel	Center Grom.	Surface Grom. Color	Surface Finish	Edge Color	Frame Grom. Color	Desk Color	Approx. Packaged Weight	74P Edge (74P)	Knife Edge (KN)	3/8" Wood Band Edge (34S)	Wood Edge Veneer (VN)
Rectangular Desk with Partial Modesty Panel • Consists of top, two legs, modesty panel, two end panels (optional transitional size), ganging plates, and all required assembly hardware • Each leg has two upper cable access grommet locations • Top has two cable access grommets above the legs (66" and 72" wide have optional third middle grommet used for mounting stanchions and not intended for routing cables) • Top grommets allow for attachment of overhead storage units • Modesty panel allows for optional 10-wire electrical system (see Electrical section) • Pricing is for two transitional end panels, see "HOW TO BUILD A MODEL NUMBER" below for more options • NOTE: Rectangular worksurfaces specified with a knife (KN) edge cannot be ganged at 90 degree angles.	24 x 24"	TR2424/P	□□□	□	NCG	□□	□□□	□□	□□	□□	52.0#	$ 1436	$ 1575	$ 1834	$ 1983
	24 x 30"	TR2430/P	□□□	□	NCG	□□	□□□	□□	□□	□□	78.0#	1458	1608	1867	2017
	24 x 36"	TR2436/P	□□□	□	NCG	□□	□□□	□□	□□	□□	85.0#	1487	1635	1905	2056
	24 x 42"	TR2442/P	□□□	□	NCG	□□	□□□	□□	□□	□□	91.0#	1557	1707	1990	2149
	24 x 48"	TR2448/P	□□□	□	NCG	□□	□□□	□□	□□	□□	97.0#	1582	1740	2025	2187
	24 x 54"	TR2454/P	□□□	□	NCG	□□	□□□	□□	□□	□□	103.0#	1630	1794	2088	2252
	24 x 60"	TR2460/P	□□□	□	NCG	□□	□□□	□□	□□	□□	114.0#	1678	1848	2149	2320
	24 x 66"	TR2466/P	□□□	□	□□□	□□	□□□	□□	□□	□□	120.0#	1746	1920	2234	2413
	24 x 72"	TR2472/P	□□□	□	□□□	□□	□□□	□□	□□	□□	127.0#	1822	2002	2333	2521
	30 x 24"	TR3024/P	□□□	□	NCG	□□	□□□	□□	□□	□□	84.0#	1482	1627	1895	2044
	30 x 30"	TR3030/P	□□□	□	NCG	□□	□□□	□□	□□	□□	91.0#	1500	1651	1921	2075
	30 x 36"	TR3036/P	□□□	□	NCG	□□	□□□	□□	□□	□□	99.0#	1542	1695	1975	2132
	30 x 42"	TR3042/P	□□□	□	NCG	□□	□□□	□□	□□	□□	107.0#	1594	1757	2043	2207
	30 x 48"	TR3048/P	□□□	□	NCG	□□	□□□	□□	□□	□□	114.0#	1638	1807	2099	2266
	30 x 54"	TR3054/P	□□□	□	NCG	□□	□□□	□□	□□	□□	121.0#	1689	1855	2158	2332
	30 x 60"	TR3060/P	□□□	□	NCG	□□	□□□	□□	□□	□□	128.0#	1736	1910	2223	2400
	30 x 66"	TR3066/P	□□□	□	□□□	□□	□□□	□□	□□	□□	136.0#	1783	1961	2286	2468
	30 x 72"	TR3072/P	□□□	□	□□□	□□	□□□	□□	□□	□□	143.0#	1877	2063	2401	2596

Note:
- The □ indicates that a choice is required.
- The absence of the □ indicates that no choice is required.
- Alpha-numeric characters in place of □ indicate that no other alternatives are available.

HOW TO ORDER

Indicate the following information on order form:
1. Quantity of each item.
2. Model number, including options. See "How To Build a Model Number".
3. Any special service required.

HOW TO BUILD A MODEL NUMBER

Ⓐ Select basic model.

Ⓑ Select edge style.
KN is not recommended in L-Shaped configurations.

74P	- 74P edge
KN	- Knife edge
34S	- 3/8" Wood band edge
VN	- Wood edge veneer

With 74P, KN and 34S edges, select from laminates for surface finish (Lxx). For edge color, 74P and KN, select from Exx colors and for 34S, select Mxx colors. For VN, select from Mxx for surface finish and do not select an edge color.

Ⓒ Select end panel.

B	- Two transitional end panels
L	- Left transitional end panel; add $75
R	- Right transitional end panel; add $75
S	- Two full end panels; add $146

Ⓓ Select desk center grommet option.

NCG	- No center grommet
NCG	- No center grommet
YCG	- Yes center grommet

"YCG" option only available on 66" and 72" wide desks. "YCG" is needed to mount overheads, transaction surfaces or stanchion mounted privacy screens.

Ⓔ Select surface grommet color.
Refer to the **Product Color Options** page in this price list.

Ⓕ Select surface finish.
Refer to the **Product Color Options** page in this price list.
Surface finish offerings are based on edge style selections.

Ⓖ Select edge color.
Refer to the **Product Color Options** page in this price list.
Edge color offerings are based on edge style selections.

Ⓗ Select frame grommet color.
Refer to the **Product Color Options** page in this price list.

Ⓘ Select desk color.
Refer to the **Product Color Options** page in this price list.

FINISH INFORMATION

Additional Laminate Offering

Additional laminates beyond KI standard offering, are available with two weeks extended leadtime. To specify additional laminates, use these designators followed by the supplier's color/pattern code:

Formica - LF/supplier's color pattern code
Nevamar - LN/supplier's color pattern code
Wilsonart - LW/supplier's color pattern code

KI's standard laminate finish is the supplier's recommended finish for that color/pattern.
Note: Nonstandard laminates from these suppliers (example: textured laminates) require a Product Modification Request.
Contact customer service for details.

SPECIAL SERVICES

Special Carton Marking

With specially marked information	N/C

Shipping

Ships **knocked down, FOB Pembroke, ON K8A 0E1, freight prepaid.** Freight class 70.

Specifications and prices are subject to change without prior notice.

True® Desking System

Bow Front Desk

True® Desking System

Bow Front Desk

	MODEL	D x W	MODEL NUMBER: Basic Model	Edge Style	End Panel	Center Grom.	Surface Grom. Color	Surface Finish	Edge Color	Frame Grom. Color	Desk Color	Approx. Packaged Weight	74P Edge (74P)	Knife Edge (KN)	3/8" Wood Band Edge (34S)	Wood Edge Veneer (VN)
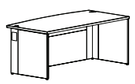 TRUE	**Bow Front Desk with Full Modesty Panel** • Consists of top, two legs, modesty panel, filler panel (full modesty panel), and standard depth end panels • Each leg has two cable access grommet locations • Top has two cable access grommets above the legs • Modesty panel allows for optional 10-wire electrical system (see Electrical section) • "Guest" side of desk has a 6" deep bowed overhang worksurface edge • Pedestals ordered with Bow Front Desks are required to be undersized from the desk's depth by 12"	30 x 60"	TE3060	□□□	□	NCG	□□	□□□	□□	□□	□□	134.0#	$ 2372	$ 2610	$ 3038	$ 3280
		30 x 66"	TE3066	□□□	□	NCG	□□	□□□	□□	□□	□□	143.0#	2451	2695	3133	3384
		30 x 72"	TE3072	□□□	□	NCG	□□	□□□	□□	□□	□□	151.0#	2595	2852	3319	3585
		36 x 60"	TE3660	□□□	□	NCG	□□	□□□	□□	□□	□□	153.0#	2721	2996	3485	3760
		36 x 66"	TE3666	□□□	□	NCG	□□	□□□	□□	□□	□□	163.0#	2816	3099	3603	3895
		36 x 72"	TE3672	□□□	□	NCG	□□	□□□	□□	□□	□□	172.0#	2945	3242	3770	4072
			Ⓐ	Ⓑ	Ⓒ	Ⓓ	Ⓔ	Ⓕ	Ⓖ	Ⓗ	Ⓘ					

HOW TO ORDER

Indicate the following information on order form:
1. Quantity of each item.
2. Model number, including options. See "How To Build a Model Number".
3. Any special service required.

Note: • The □ indicates that a choice is required.
- The absence of the □ indicates that no choice is required.
- Alpha-numeric characters in place of □ indicate that no other alternatives are available.

HOW TO BUILD A MODEL NUMBER

Ⓐ Select basic model.

Ⓑ Select edge style.
Knife edge (KN) adds 2" to the depth of the desk. KN is not recommended in L-Shaped configurations.

74P	- 74P edge
KN	- Knife edge
34S	- 3/8" Wood band edge
VN	- Wood edge veneer

Ⓒ Select end panel.

S	- Two full end panels only

Price included in desk price.

Ⓓ Select desk center grommet option.

NCG	- No center grommet

Ⓔ Select surface grommet color.
Refer to the **Product Color Options** page in this price list.

Ⓕ Select surface finish.
Refer to the **Product Color Options** page in this price list.
Surface finish offerings are based on edge style selections. With 74P edge (74P), knife edge (KN), and wood band edge laminate (34S), select from laminates. With wood edge veneer (VN), select from veneers.

Ⓖ Select edge color.
Refer to the **Product Color Options** page in this price list.
Edge color offerings are based on edge style selections. With 74P edge (74P) and knife edge (KN), select from 74P/knife colors. With wood edge veneer (VN), no edge color selection required. With wood band edge laminate (34S), select wood edge colors.

Ⓗ Select frame grommet color.
Refer to the **Product Color Options** page in this price list.

Ⓘ Select desk color.
Refer to the **Product Color Options** page in this price list.

FINISH INFORMATION

Additional Laminate Offering

Additional laminates beyond KI standard offering, are available with two weeks extended leadtime. To specify additional laminates, use these designators followed by the supplier's color/pattern code:

Formica - LF/supplier's color pattern code
Nevamar - LN/supplier's color pattern code
Wilsonart - LW/supplier's color pattern code

KI's standard laminate finish is the supplier's recommended finish for that color/pattern.
Note: Nonstandard laminates from these suppliers (example: textured laminates) require a Product Modification Request.
Contact customer service for details.

SPECIAL SERVICES

Special Carton Marking

With specially marked information	N/C

Shipping

Ships **knocked down, FOB Pembroke, ON K8A 0E1, freight prepaid.** Freight class 70.

Specifications and prices are subject to change without prior notice.

True® Desking System
Corner Desk

KI

True® Desking System
Corner Desk

	D x W-LEFT x W-RIGHT x D	MODEL NUMBER Basic Model	Edge Style	End Panel	Center Grom.	Surface Grom. Color	Surface Finish	Edge Color	Frame Grom. Color	Desk Color	Approx. Packaged Weight	74P Edge (74P)	Knife Edge (KN)	3/8" Wood Band Edge (34S)	Wood Edge Veneer (VN)
	24 x 42 x 42 x 24"	TC24424224/FF	□□□	□	NCG	□□	□□□	□□	□□	□□	142.0#	$ 2336	$ 2518	$ 2842	$ 3023
TRUE	24 x 48 x 48 x 24"	TC24484824/FF	□□□	□	NCG	□□	□□□	□□	□□	□□	156.0#	2619	2816	3170	3370
Corner Desk with Full Modesty Panel/ Full Modesty Panel	30 x 48 x 48 x 30"	TC30484830/FF	□□□	□	NCG	□□	□□□	□□	□□	□□	171.0#	2665	2872	3237	3440
		Ⓐ	Ⓑ	Ⓒ	Ⓓ	Ⓔ	Ⓕ	Ⓖ	Ⓗ	Ⓘ					

- See images below
- Consists of top, three legs, two modesty panels, two filler panels (full modesty panel), two end panels (optional transitional size), ganging plates, and all required assembly hardware
- Each leg has two cable access grommet locations
- Top has three cable access grommets above the legs
- Top grommets allow for attachment of overhead storage units
- Modesty panel allows for optional 10-wire electrical system (see Electrical section)
- Pricing is for two transitional end panels, see "HOW TO BUILD A MODEL NUMBER" below for more options

HOW TO ORDER

Indicate the following information on order form:
1. Quantity of each item.
2. Model number, including options. See "How To Build a Model Number".
3. Any special service required.

Note: • The □ indicates that a choice is required.
- The absence of the □ indicates that no choice is required.
- Alpha-numeric characters in place of □ indicate that no other alternatives are available.

HOW TO BUILD A MODEL NUMBER

Ⓐ Select basic model.

Ⓑ Select edge style.
Knife edge (KN) adds 2" to the depth of the desk on the user's side.

74P	- 74P edge
KN	- Knife edge
34S	- 3/8" Wood band edge
VN	- Wood edge veneer

Ⓒ Select transition end panels.

B	- Two transitional end panels
L	- Left transitional end panel; add $75
R	- Right transitional end panel; add $75
S	- Two full end panels; add $146

Ⓓ Select desk center grommet option.

NCG	- No center grommet

Ⓔ Select surface grommet color.
Refer to the **Product Color Options** page in this price list.

Ⓕ Select surface finish.
Refer to the **Product Color Options** page in this price list.
Surface finish offerings are based on edge style selections. With 74P edge (74P), knife edge (KN), and wood band edge laminate (34S), select from laminates. With wood edge veneer (VN), select from veneers.

Ⓖ Select edge color.
Refer to the **Product Color Options** page in this price list.
Edge color offerings are based on edge style selections. With 74P edge (74P) and knife edge (KN), select from 74P/knife colors. With wood edge veneer (VN), no edge color selection required. With wood band edge laminate (34S), select wood edge colors.

Ⓗ Select frame grommet color.
Refer to the **Product Color Options** page in this price list.

Ⓘ Select desk color.
Refer to the **Product Color Options** page in this price list.

FINISH INFORMATION

Additional Laminate Offering
Additional laminates beyond KI standard offering, are available with two weeks extended leadtime.
To specify additional laminates, use these designators followed by the supplier's color/pattern code:

Formica - LF/supplier's color pattern code
Nevamar - LN/supplier's color pattern code
Wilsonart - LW/supplier's color pattern code

KI's standard laminate finish is the supplier's recommended finish for that color/pattern.
Note: Nonstandard laminates from these suppliers (example: textured laminates) require a Product Modification Request.
Contact customer service for details.


(B) Both transitional

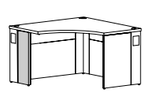
(L) Left transitional


(R) Right transitional


(S) Two full end panels

SPECIAL SERVICES

Special Carton Marking

With specially marked information	N/C

Shipping
Ships **knocked down, FOB Pembroke, ON K8A 0E1, freight prepaid.** Freight class 70.

Specifications and prices are subject to change without prior notice.

True® Desking System
Corner Desk

KI

True® Desking System
Corner Desk

	D x W-LEFT x W-RIGHT x D	MODEL NUMBER Basic Model	Edge Style	End Panel	Center Grom.	Surface Grom. Color	Surface Finish	Edge Color	Frame Grom. Color	Desk Color	Approx. Packaged Weight	74P Edge (74P)	Knife Edge (KN)	3/8" Wood Band Edge (34S)	Wood Edge Veneer (VN)
	24 x 42 x 42 x 24"	TC24424224/FP	□□□	□	NCG	□□	□□□	□□	□□	□□	133.0#	$ 2067	$ 2248	$ 2573	$ 2758
TRUE	24 x 48 x 48 x 24"	TC24484824/FP	□□□	□	NCG	□□	□□□	□□	□□	□□	146.0#	2292	2490	2847	3051
Corner Desk with Full Modesty Panel/ Partial Modesty Panel	30 x 48 x 48 x 30"	TC30484830/FP	□□□	□	NCG	□□	□□□	□□	□□	□□	161.0#	2344	2545	2906	3117
		Ⓐ	Ⓑ	Ⓒ	Ⓓ	Ⓔ	Ⓕ	Ⓖ	Ⓗ	Ⓘ					

- See images below
- Consists of top, three legs, two modesty panels, one filler panel (full modesty panel), two end panels (optional transitional size), ganging plates, and all required assembly hardware
- Each leg has two cable access grommet locations
- Top has three cable access grommets above the legs
- Top grommets allow for attachment of overhead storage units
- Modesty panel allows for optional 10-wire electrical system (see Electrical section)
- Pricing is for two transitional end panels, see "HOW TO BUILD A MODEL NUMBER" below for more options

HOW TO ORDER

Indicate the following information on order form:
1. Quantity of each item.
2. Model number, including options. See "How To Build a Model Number".
3. Any special service required.

Note: • The □ indicates that a choice is required.
- The absence of the □ indicates that no choice is required.
- Alpha-numeric characters in place of □ indicate that no other alternatives are available.

HOW TO BUILD A MODEL NUMBER

Ⓐ Select basic model.

Ⓑ Select edge style.
Knife edge (KN) adds 2" to the depth of the desk on the user's side.

74P	- 74P edge
KN	- Knife edge
34S	- 3/8" Wood band edge
VN	- Wood edge veneer

Ⓒ Select transition end panels.

B	- Two transitional end panels
L	- Left transitional end panel; add $75
R	- Right transitional end panel; add $75
S	- Two full end panels; add $146

Ⓓ Select desk center grommet option.

NCG	- No center grommet

Ⓔ Select surface grommet color.
Refer to the **Product Color Options** page in this price list.

Ⓕ Select surface finish.
Refer to the **Product Color Options** page in this price list.
Surface finish offerings are based on edge style selections. With 74P edge (74P), knife edge (KN), and wood band edge laminate (34S), select from laminates. With wood edge veneer (VN), select from veneers.

Ⓖ Select edge color.
Refer to the **Product Color Options** page in this price list.
Edge color offerings are based on edge style selections. With 74P edge (74P) and knife edge (KN), select from 74P/knife colors. With wood edge veneer (VN), no edge color selection required. With wood band edge laminate (34S), select wood edge colors.

Ⓗ Select frame grommet color.
Refer to the **Product Color Options** page in this price list.

Ⓘ Select desk color.
Refer to the **Product Color Options** page in this price list.

FINISH INFORMATION

Additional Laminate Offering
Additional laminates beyond KI standard offering, are available with two weeks extended leadtime. To specify additional laminates, use these designators followed by the supplier's color/pattern code:

Formica - LF/supplier's color pattern code
Nevamar - LN/supplier's color pattern code
Wilsonart - LW/supplier's color pattern code

KI's standard laminate finish is the supplier's recommended finish for that color/pattern.
Note: Nonstandard laminates from these suppliers (example: textured laminates) require a Product Modification Request.
Contact customer service for details.

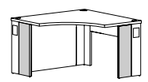
(B) Both transitional

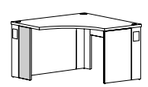
(L) Left transitional


(R) Right transitional


(S) Two full end panels

SPECIAL SERVICES

Special Carton Marking

With specially marked information	N/C

Shipping
Ships **knocked down, FOB Pembroke, ON K8A 0E1, freight prepaid.** Freight class 70.

Specifications and prices are subject to change without prior notice.

True® Desking System

Corner Desk

True® Desking System

Corner Desk

	D x W-LEFT x W-RIGHT x D	MODEL NUMBER Basic Model	Edge Style	End Panel	Center Grom.	Surface Grom. Color	Surface Finish	Edge Color	Frame Grom. Color	Desk Color	Approx. Packaged Weight	74P Edge (74P)	Knife Edge (KN)	3/8" Wood Band Edge (34S)	Wood Edge Veneer (VN)
	24 x 42 x 42 x 24"	TC24424224/PF	□□□	□	NCG	□□	□□□	□□	□□	□□	133.0#	$ 2067	$ 2248	$ 2573	$ 2758
TRUE	24 x 48 x 48 x 24"	TC24484824/PF	□□□	□	NCG	□□	□□□	□□	□□	□□	146.0#	2292	2490	2847	3051
Corner Desk with Partial Modesty Panel/Full Modesty Panel	30 x 48 x 48 x 30"	TC30484830/PF	□□□	□	NCG	□□	□□□	□□	□□	□□	161.0#	2344	2545	2906	3117
		Ⓐ	Ⓑ	Ⓒ	Ⓓ	Ⓔ	Ⓕ	Ⓖ	Ⓗ	Ⓘ					

- See images below
- Consists of top, three legs, two modesty panels, one filler panel (full modesty panel), two end panels (optional transitional size), ganging plates, and all required assembly hardware
- Each leg has two cable access grommet locations
- Top has three cable access grommets above the legs
- Top grommets allow for attachment of overhead storage units
- Modesty panel allows for optional 10-wire electrical system (see Electrical section)
- Pricing is for two transitional end panels, see "HOW TO BUILD A MODEL NUMBER" below for more options

HOW TO ORDER

Indicate the following information on order form:
1. Quantity of each item.
2. Model number, including options. See "How To Build a Model Number".
3. Any special service required.

Note: • The □ indicates that a choice is required.
- The absence of the □ indicates that no choice is required.
- Alpha-numeric characters in place of □ indicate that no other alternatives are available.

HOW TO BUILD A MODEL NUMBER

Ⓐ Select basic model.

Ⓑ Select edge style.
Knife edge (KN) adds 2" to the depth of the desk on the user's side.

74P	- 74P edge
KN	- Knife edge
34S	- 3/8" Wood band edge
VN	- Wood edge veneer

Ⓒ Select transition end panels.

B	- Two transitional end panels
L	- Left transitional end panel; add $75
R	- Right transitional end panel; add $75
S	- Two full end panels; add $146

Ⓓ Select desk center grommet option.

NCG	- No center grommet

Ⓔ Select surface grommet color.
Refer to the **Product Color Options** page in this price list.

Ⓕ Select surface finish.
Refer to the **Product Color Options** page in this price list.
Surface finish offerings are based on edge style selections. With 74P edge (74P), knife edge (KN), and wood band edge laminate (34S), select from laminates. With wood edge veneer (VN), select from veneers.

Ⓖ Select edge color.
Refer to the **Product Color Options** page in this price list.
Edge color offerings are based on edge style selections. With 74P edge (74P) and knife edge (KN), select from 74P/knife colors. With wood edge veneer (VN), no edge color selection required. With wood band edge laminate (34S), select wood edge colors.

Ⓗ Select frame grommet color.
Refer to the **Product Color Options** page in this price list.

Ⓘ Select desk color.
Refer to the **Product Color Options** page in this price list.

FINISH INFORMATION

Additional Laminate Offering

Additional laminates beyond KI standard offering, are available with two weeks extended leadtime. To specify additional laminates, use these designators followed by the supplier's color/pattern code:

Formica - LF/supplier's color pattern code
Nevamar - LN/supplier's color pattern code
Wilsonart - LW/supplier's color pattern code

KI's standard laminate finish is the supplier's recommended finish for that color/pattern.
Note: Nonstandard laminates from these suppliers (example: textured laminates) require a Product Modification Request.
Contact customer service for details.

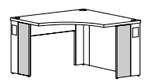

(B) Both transitional

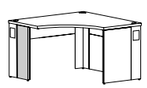

(L) Left transitional

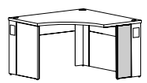

(R) Right transitional

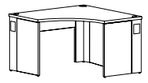

(S) Two full end panels

SPECIAL SERVICES

Special Carton Marking

With specially marked information N/C

Shipping

Ships **knocked down, FOB Pembroke, ON K8A 0E1, freight prepaid.** Freight class 70.

Specifications and prices are subject to change without prior notice.

True® Desking System
Corner Desk

KI

True® Desking System
Corner Desk

	D x W-LEFT x W-RIGHT x D	MODEL NUMBER Basic Model	Edge Style	End Panel	Center Grom.	Surface Grom. Color	Surface Finish	Edge Color	Frame Grom. Color	Desk Color	Approx. Packaged Weight	74P Edge (74P)	Knife Edge (KN)	3/8" Wood Band Edge (34S)	Wood Edge Veneer (VN)
	24 x 42 x 42 x 24"	TC24424224/PP	□□□	□	NCG	□□	□□□	□□	□□	□□	124.0#	$ 1802	$ 1982	$ 2305	$ 2487
TRUE	24 x 48 x 48 x 24"	TC24484824/PP	□□□	□	NCG	□□	□□□	□□	□□	□□	135.0#	1970	2166	2522	2723
Corner Desk with Partial Modesty Panel/Partial Modesty Panel	30 x 48 x 48 x 30"	TC30484830/PP	□□□	□	NCG	□□	□□□	□□	□□	□□	150.0#	2020	2222	2584	2787
		Ⓐ	Ⓑ	Ⓒ	Ⓓ	Ⓔ	Ⓕ	Ⓖ	Ⓗ	Ⓘ					

- See images below
- Consists of top, three legs, two modesty panels, two end panels (optional transitional size), ganging plates, and all required assembly hardware
- Each leg has two cable access grommet locations
- Top has three cable access grommets above the legs
- Top grommets allow for attachment of overhead storage units
- Modesty panel allows for optional 10-wire electrical system (see Electrical section)
- Pricing is for two transitional end panels, see "HOW TO BUILD A MODEL NUMBER" below for more options

HOW TO ORDER

Indicate the following information on order form:
1. Quantity of each item.
2. Model number, including options. See "How To Build a Model Number".
3. Any special service required.

Note: • The □ indicates that a choice is required.
- The absence of the □ indicates that no choice is required.
- Alpha-numeric characters in place of □ indicate that no other alternatives are available.

HOW TO BUILD A MODEL NUMBER

Ⓐ Select basic model.

Ⓑ Select edge style.
Knife edge (KN) adds 2" to the depth of the desk on the user's side.

74P	- 74P edge
KN	- Knife edge
34S	- 3/8" Wood band edge
VN	- Wood edge veneer

Ⓒ Select transition end panels.

B	- Two transitional end panels
L	- Left transitional end panel; add $75
R	- Right transitional end panel; add $75
S	- Two full end panels; add $146

Ⓓ Select desk center grommet option.

NCG	- No center grommet

Ⓔ Select surface grommet color.
Refer to the **Product Color Options** page in this price list.

Ⓕ Select surface finish.
Refer to the **Product Color Options** page in this price list.
Surface finish offerings are based on edge style selections. With 74P edge (74P), knife edge (KN), and wood band edge laminate (34S), select from laminates. With wood edge veneer (VN), select from veneers.

Ⓖ Select edge color.
Refer to the **Product Color Options** page in this price list.
Edge color offerings are based on edge style selections. With 74P edge (74P) and knife edge (KN), select from 74P/knife colors. With wood edge veneer (VN), no edge color selection required. With wood band edge laminate (34S), select wood edge colors.

Ⓗ Select frame grommet color.
Refer to the **Product Color Options** page in this price list.

Ⓘ Select desk color.
Refer to the **Product Color Options** page in this price list.

FINISH INFORMATION

Additional Laminate Offering
Additional laminates beyond KI standard offering, are available with two weeks extended leadtime. To specify additional laminates, use these designators followed by the supplier's color/pattern code:

Formica - LF/supplier's color pattern code
Nevamar - LN/supplier's color pattern code
Wilsonart - LW/supplier's color pattern code

KI's standard laminate finish is the supplier's recommended finish for that color/pattern.
Note: Nonstandard laminates from these suppliers (example: textured laminates) require a Product Modification Request.
Contact customer service for details.

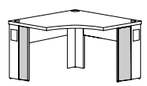
(B) Both transitional

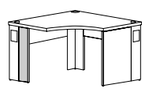
(L) Left transitional

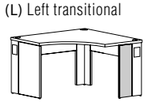
(R) Right transitional

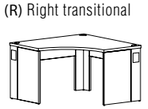
(S) Two full end panels

SPECIAL SERVICES

Special Carton Marking

With specially marked information	N/C

Shipping
Ships **knocked down, FOB Pembroke, ON K8A 0E1, freight prepaid.** Freight class 70.

Specifications and prices are subject to change without prior notice.

True® Desking System

Square Shoe Desk

KI

True® Desking System

Square Shoe Desk

	D x W-LEFT x W-RIGHT x D	MODEL NUMBER Basic Model	Edge Style	End Panel	Center Grom.	Surface Grom. Color	Surface Finish	Edge Color	Frame Grom. Color	Desk Color	Approx. Packaged Weight	74P Edge (74P)	Knife Edge (KN)	3/8" Wood Band Edge (34S)	Wood Edge Veneer (VN)
	24 x 48 x 60 x 24"	TS24486024/F/FS	□□□	□	NCG	□□	□□□	□□	□□	□□	177.0#	$ 3032	$ 3265	$ 3567	$ 3678
TRUE	24 x 48 x 66 x 24"	TS24486624/F/FS	□□□	□	□□□	□□	□□□	□□	□□	□□	186.0#	3144	3381	3693	3812
Square Shoe Desk with Full Modesty Panel/Full Modesty Panel	24 x 48 x 72 x 24"	TS24487224/F/FS	□□□	□	□□□	□□	□□□	□□	□□	□□	193.0#	3259	3507	3827	3949
	24 x 60 x 48 x 24"	TS24604824/F/FS	□□□	□	NCG	□□	□□□	□□	□□	□□	177.0#	3032	3265	3567	3678
	24 x 66 x 48 x 24"	TS24664824/F/FS	□□□	□	□□□	□□	□□□	□□	□□	□□	186.0#	3144	3381	3693	3812
	24 x 72 x 48 x 24"	TS24724824/F/FS	□□□	□	□□□	□□	□□□	□□	□□	□□	193.0#	3259	3507	3827	3949
	30 x 48 x 60 x 30"	TS30486030/F/FS	□□□	□	NCG	□□	□□□	□□	□□	□□	195.0#	3300	3556	3895	4021
	30 x 48 x 66 x 30"	TS30486630/F/FS	□□□	□	□□□	□□	□□□	□□	□□	□□	205.0#	3430	3691	4046	4172
	30 x 48 x 72 x 30"	TS30487230/F/FS	□□□	□	□□□	□□	□□□	□□	□□	□□	211.0#	3589	3868	4231	4369
	30 x 60 x 48 x 30"	TS30604830/F/FS	□□□	□	NCG	□□	□□□	□□	□□	□□	195.0#	3300	3556	3895	4021
	30 x 66 x 48 x 30"	TS30664830/F/FS	□□□	□	□□□	□□	□□□	□□	□□	□□	205.0#	3430	3691	4046	4172
	30 x 72 x 48 x 30"	TS30724830/F/FS	□□□	□	□□□	□□	□□□	□□	□□	□□	211.0#	3589	3868	4231	4369
		Ⓐ	Ⓑ	Ⓒ	Ⓓ	Ⓔ	Ⓕ	Ⓖ	Ⓗ	Ⓘ					

- See images below
- Consists of top, three legs, two modesty panels, two filler panels (full modesty panel), two end panels (optional transitional size), ganging plates, and all required assembly hardware
- Each leg has two cable access grommet locations
- Top has three cable access grommets above the legs (66" and 72" wide have an optional fourth middle grommet used for mounting stanchions and not intended for routing cables)
- Top grommets allow for attachment of overhead storage units
- Modesty panel allows for optional 10-wire electrical system (see Electrical section)
- Pricing is for two transitional end panels, see "HOW TO BUILD A MODEL NUMBER" below for more options

HOW TO ORDER

Indicate the following information on order form:
1. Quantity of each item.
2. Model number, including options. See "How To Build a Model Number".
3. Any special service required.

Note: • The □ indicates that a choice is required.
- The absence of the □ indicates that no choice is required.
- Alpha-numeric characters in place of □ indicate that no other alternatives are available.

HOW TO BUILD A MODEL NUMBER

Ⓐ Select basic model.

Ⓑ Select edge style.
Knife edge (KN) adds 2" to the depth of the desk on the user's side.

74P	- 74P edge
KN	- Knife edge
34S	- 3/8" Wood band edge
VN	- Wood edge veneer

With 74P, KN and 34S edges, select from laminates for surface finish (Lxx). For edge color, 74P and KN, select from Exx colors and for 34S, select Mxx colors. For VN, select from Mxx for surface finish and do not select an edge color.

Ⓒ Select transition end panels.

B	- Two transitional end panels
L	- Left transitional end panel; add $75
R	- Right transitional end panel; add $75
S	- Two full end panels; add $146

Ⓓ Select desk center grommet option.

NCG	- No center grommet
YCG	- Yes center grommet

"YCG" option only available on 66" and 72" wide desks. "YCG" is needed to mount overheads, transaction surfaces or stanchion mounted privacy screens.

Ⓔ Select surface grommet color.
Refer to the **Product Color Options** page in this price list.

Ⓕ Select surface finish.
Refer to the **Product Color Options** page in this price list.
Surface finish offerings are based on edge style selections.

Ⓖ Select edge color.
Refer to the **Product Color Options** page in this price list.
Edge color offerings are based on edge style selections.

Ⓗ Select frame grommet color.
Refer to the **Product Color Options** page in this price list.

Ⓘ Select desk color.
Refer to the **Product Color Options** page in this price list.

FINISH INFORMATION

Additional Laminate Offering

Additional laminates beyond KI standard offering, are available with two weeks extended leadtime. To specify additional laminates, use these designators followed by the supplier's color/pattern code:

Formica - LF/supplier's color pattern code
Nevamar - LN/supplier's color pattern code
Wilsonart - LW/supplier's color pattern code

KI's standard laminate finish is the supplier's recommended finish for that color/pattern.
Note: Nonstandard laminates from these suppliers (example: textured laminates) require a Product Modification Request.
Contact customer service for details.

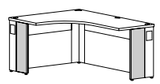

(B) Both transitional

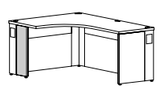

(L) Left transitional

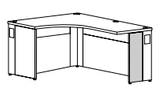

(R) Right transitional



(S) Two full end panels

SPECIAL SERVICES

Special Carton Marking

With specially marked information	N/C

Shipping

Ships **knocked down, FOB Pembroke, ON K8A 0E1, freight prepaid.** Freight class 70.

Specifications and prices are subject to change without prior notice.

True® Desking System

Square Shoe Desk

KI

True® Desking System

Square Shoe Desk

	D x W-LEFT x W-RIGHT x D	MODEL NUMBER Basic Model	Edge Style	End Panel	Center Grom.	Surface Grom. Color	Surface Finish	Edge Color	Frame Grom. Color	Desk Color	Approx. Packaged Weight	74P Edge (74P)	Knife Edge (KN)	3/8" Wood Band Edge (34S)	Wood Edge Veneer (VN)
	24 x 48 x 60 x 24"	TS24486024/F/PS	□□□	□	NCG	□□	□□□	□□	□□	□□	163.0#	$ 2632	$ 2862	$ 3165	$ 3275
TRUE	24 x 48 x 66 x 24"	TS24486624/F/PS	□□□	□	□□□	□□	□□□	□□	□□	□□	170.0#	2713	2950	3265	3379
Square Shoe Desk with Full Modesty Panel/Partial Modesty Panel	24 x 48 x 72 x 24"	TS24487224/F/PS	□□□	□	□□□	□□	□□□	□□	□□	□□	176.0#	2780	3023	3346	3465
	24 x 60 x 48 x 24"	TS24604824/F/PS	□□□	□	NCG	□□	□□□	□□	□□	□□	163.0#	2632	2862	3165	3275
	24 x 66 x 48 x 24"	TS24664824/F/PS	□□□	□	□□□	□□	□□□	□□	□□	□□	170.0#	2713	2950	3265	3379
	24 x 72 x 48 x 24"	TS24724824/F/PS	□□□	□	□□□	□□	□□□	□□	□□	□□	176.0#	2780	3023	3346	3465
	30 x 48 x 60 x 30"	TS30486030/F/PS	□□□	□	NCG	□□	□□□	□□	□□	□□	181.0#	2893	3154	3490	3611
	30 x 48 x 66 x 30"	TS30486630/F/PS	□□□	□	□□□	□□	□□□	□□	□□	□□	189.0#	2996	3262	3610	3742
	30 x 48 x 72 x 30"	TS30487230/F/PS	□□□	□	□□□	□□	□□□	□□	□□	□□	194.0#	3105	3391	3751	3887
	30 x 60 x 48 x 30"	TS30604830/F/PS	□□□	□	NCG	□□	□□□	□□	□□	□□	181.0#	2893	3154	3490	3611
	30 x 66 x 48 x 30"	TS30664830/F/PS	□□□	□	□□□	□□	□□□	□□	□□	□□	189.0#	2996	3262	3610	3742
	30 x 72 x 48 x 30"	TS30724830/F/PS	□□□	□	□□□	□□	□□□	□□	□□	□□	194.0#	3105	3391	3751	3887

- See images below
- Full modesty panel attached on short (48") side
- Consists of top, three legs, two modesty panels, one filler panel (full modesty panel), two end panels (optional transitional size), ganging plates, and all required assembly hardware
- Each leg has two cable access grommet locations
- Top has three cable access grommets above the legs (66" and 72" wide have an optional fourth middle grommet used for mounting stanchions and not intended for routing cables)
- Top grommets allow for attachment of overhead storage units
- Modesty panel allows for optional 10-wire electrical system (see Electrical section)
- Pricing is for two transitional end panels, see "HOW TO BUILD A MODEL NUMBER" below for more options

Ⓐ Ⓑ Ⓒ Ⓓ Ⓔ Ⓕ Ⓖ Ⓗ Ⓘ

HOW TO ORDER

Indicate the following information on order form:
1. Quantity of each item.
2. Model number, including options. See "How To Build a Model Number".
3. Any special service required.

Note: • The □ indicates that a choice is required.
- The absence of the □ indicates that no choice is required.
- Alpha-numeric characters in place of □ indicate that no other alternatives are available.

HOW TO BUILD A MODEL NUMBER

Ⓐ Select basic model.

Ⓑ Select edge style.
Knife edge (KN) adds 2" to the depth of the desk on the user's side.

74P	- 74P edge
KN	- Knife edge
34S	- 3/8" Wood band edge
VN	- Wood edge veneer

With 74P, KN and 34S edges, select from laminates for surface finish (Lxx). For edge color, 74P and KN, select from Exx colors and for 34S, select Mxx colors. For VN, select from Mxx for surface finish and do not select an edge color.

Ⓒ Select transition end panels.

B	- Two transitional end panels
L	- Left transitional end panel; add $75
R	- Right transitional end panel; add $75
S	- Two full end panels; add $146

Ⓓ Select desk center grommet option.

NCG	- No center grommet
YCG	- Yes center grommet

"YCG" option only available on 66" and 72" wide desks. "YCG" is needed to mount overheads, transaction surfaces or stanchion mounted privacy screens.

Ⓔ Select surface grommet color.
Refer to the **Product Color Options** page in this price list.

Ⓕ Select surface finish.
Refer to the **Product Color Options** page in this price list.
Surface finish offerings are based on edge style selections.

Ⓖ Select edge color.
Refer to the **Product Color Options** page in this price list.
Edge color offerings are based on edge style selections.

Ⓗ Select frame grommet color.
Refer to the **Product Color Options** page in this price list.

Ⓘ Select desk color.
Refer to the **Product Color Options** page in this price list.

FINISH INFORMATION

Additional Laminate Offering

Additional laminates beyond KI standard offering, are available with two weeks extended leadtime.
To specify additional laminates, use these designators followed by the supplier's color/pattern code:

Formica - LF/supplier's color pattern code
Nevamar - LN/supplier's color pattern code
Wilsonart - LW/supplier's color pattern code

KI's standard laminate finish is the supplier's recommended finish for that color/pattern.
Note: Nonstandard laminates from these suppliers (example: textured laminates) require a Product Modification Request.
Contact customer service for details.

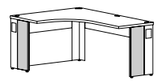

(B) Both transitional

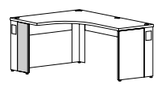

(L) Left transitional

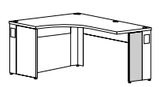

(R) Right transitional

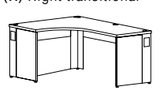

(S) Two full end panels

SPECIAL SERVICES

Special Carton Marking

With specially marked information N/C

Shipping

Ships **knocked down, FOB Pembroke, ON K8A 0E1, freight prepaid.** Freight class 70.

Specifications and prices are subject to change without prior notice.

True® Desking System
Square Shoe Desk

KI

True® Desking System
Square Shoe Desk

	D x W-LEFT x W-RIGHT x D	MODEL NUMBER Basic Model	Edge Style	End Panel	Center Grom.	Surface Grom. Color	Surface Finish	Edge Color	Frame Grom. Color	Desk Color	Approx. Packaged Weight	74P Edge (74P)	Knife Edge (KN)	3/8" Wood Band Edge (34S)	Wood Edge Veneer (VN)
	24 x 48 x 60 x 24"	TS24486024/P/FS	□□□	□	NCG	□□	□□□	□□	□□	□□	166.0#	$ 2707	$ 2940	$ 3243	$ 3357
TRUE	24 x 48 x 66 x 24"	TS24486624/P/FS	□□□	□	□□□	□□	□□□	□□	□□	□□	175.0#	2819	3058	3369	3489
Square Shoe Desk with Partial Modesty Panel/Full Modesty Panel	24 x 48 x 72 x 24"	TS24487224/P/FS	□□□	□	□□□	□□	□□□	□□	□□	□□	182.0#	2938	3181	3505	3623
	24 x 60 x 48 x 24"	TS24604824/P/FS	□□□	□	NCG	□□	□□□	□□	□□	□□	166.0#	2707	2940	3243	3357
	24 x 66 x 48 x 24"	TS24664824/P/FS	□□□	□	□□□	□□	□□□	□□	□□	□□	175.0#	2819	3058	3369	3489
	24 x 72 x 48 x 24"	TS24724824/P/FS	□□□	□	□□□	□□	□□□	□□	□□	□□	182.0#	2938	3181	3505	3623
	30 x 48 x 60 x 30"	TS30486030/P/FS	□□□	□	NCG	□□	□□□	□□	□□	□□	184.0#	2974	3232	3568	3691
	30 x 48 x 66 x 30"	TS30486630/P/FS	□□□	□	□□□	□□	□□□	□□	□□	□□	194.0#	3102	3368	3722	3848
	30 x 48 x 72 x 30"	TS30487230/P/FS	□□□	□	□□□	□□	□□□	□□	□□	□□	200.0#	3265	3542	3907	4041
	30 x 60 x 48 x 30"	TS30604830/P/FS	□□□	□	NCG	□□	□□□	□□	□□	□□	184.0#	2974	3232	3568	3691
	30 x 66 x 48 x 30"	TS30664830/P/FS	□□□	□	□□□	□□	□□□	□□	□□	□□	194.0#	3102	3368	3722	3848
	30 x 72 x 48 x 30"	TS30724830/P/FS	□□□	□	□□□	□□	□□□	□□	□□	□□	200.0#	3265	3542	3907	4041

- See images below
- Full modesty panel attached on long (60", 66", or 72") side
- Consists of top, three legs, two modesty panels, one filler panel (full modesty panel), two end panels (optional transitional size), ganging plates, and all required assembly hardware
- Each leg has two cable access grommet locations
- Top has three cable access grommets above the legs (66" and 72" wide have an optional fourth middle grommet used for mounting stanchions and not intended for routing cables)
- Top grommets allow for attachment of overhead storage units
- Modesty panel allows for optional 10-wire electrical system (see Electrical section)
- Pricing is for two transitional end panels, see "HOW TO BUILD A MODEL NUMBER" below for more options

Ⓐ Ⓑ Ⓒ Ⓓ Ⓔ Ⓕ Ⓖ Ⓗ Ⓘ

HOW TO ORDER

Indicate the following information on order form:
1. Quantity of each item.
2. Model number, including options. See "How To Build a Model Number".
3. Any special service required.

Note: • The □ indicates that a choice is required.
- The absence of the □ indicates that no choice is required.
- Alpha-numeric characters in place of □ indicate that no other alternatives are available.

HOW TO BUILD A MODEL NUMBER

Ⓐ Select basic model.

Ⓑ Select edge style.
Knife edge (KN) adds 2" to the depth of the desk on the user's side.

74P	- 74P edge
KN	- Knife edge
34S	- 3/8" Wood band edge
VN	- Wood edge veneer

With 74P, KN and 34S edges, select from laminates for surface finish (Lxx). For edge color, 74P and KN, select from Exx colors and for 34S, select Mxx colors. For VN, select from Mxx for surface finish and do not select an edge color.

Ⓒ Select transition end panels.

B	- Two transitional end panels
L	- Left transitional end panel; add $75
R	- Right transitional end panel; add $75
S	- Two full end panels; add $146

Ⓓ Select desk center grommet option.

NCG	- No center grommet
YCG	- Yes center grommet

"YCG" option only available on 66" and 72" wide desks. "YCG" is needed to mount overheads, transaction surfaces or stanchion mounted privacy screens.

Ⓔ Select surface grommet color.
Refer to the **Product Color Options** page in this price list.

Ⓕ Select surface finish.
Refer to the **Product Color Options** page in this price list.
Surface finish offerings are based on edge style selections.

Ⓖ Select edge color.
Refer to the **Product Color Options** page in this price list.
Edge color offerings are based on edge style selections.

Ⓗ Select frame grommet color.
Refer to the **Product Color Options** page in this price list.

Ⓘ Select desk color.
Refer to the **Product Color Options** page in this price list.

FINISH INFORMATION

Additional Laminate Offering
Additional laminates beyond KI standard offering, are available with two weeks extended leadtime. To specify additional laminates, use these designators followed by the supplier's color/pattern code:

Formica - LF/supplier's color pattern code
Nevamar - LN/supplier's color pattern code
Wilsonart - LW/supplier's color pattern code

KI's standard laminate finish is the supplier's recommended finish for that color/pattern.
Note: Nonstandard laminates from these suppliers (example: textured laminates) require a Product Modification Request.
Contact customer service for details.

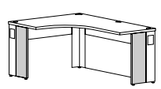

(B) Both transitional

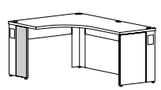

(L) Left transitional

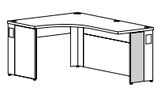

(R) Right transitional

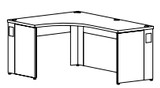

(S) Two full end panels

SPECIAL SERVICES

Special Carton Marking

With specially marked information	N/C

Shipping
Ships **knocked down, FOB Pembroke, ON K8A 0E1, freight prepaid.** Freight class 70.

Specifications and prices are subject to change without prior notice.

True® Desking System

Square Shoe Desk

KI

True® Desking System

Square Shoe Desk

	D x W-LEFT x W-RIGHT x D	MODEL NUMBER Basic Model	Edge Style	End Panel	Center Grom.	Surface Grom. Color	Surface Finish	Edge Color	Frame Grom. Color	Desk Color	Approx. Packaged Weight	74P Edge (74P)	Knife Edge (KN)	3/8" Wood Band Edge (34S)	Wood Edge Veneer (VN)
	24 x 48 x 60 x 24"	TS24486024/P/PS	□□□	□	NCG	□□	□□□	□□	□□	□□	152.0#	$ 2306	$ 2540	$ 2839	$ 2950
TRUE	24 x 48 x 66 x 24"	TS24486624/P/PS	□□□	□	□□□	□□	□□□	□□	□□	□□	159.0#	2390	2627	2940	3056
	24 x 48 x 72 x 24"	TS24487224/P/PS	□□□	□	□□□	□□	□□□	□□	□□	□□	165.0#	2456	2702	3021	3142
Square Shoe Desk with Partial Modesty Panel/Partial Modesty Panel	24 x 60 x 48 x 24"	TS24604824/P/PS	□□□	□	NCG	□□	□□□	□□	□□	□□	152.0#	2306	2540	2839	2950
	24 x 66 x 48 x 24"	TS24664824/P/PS	□□□	□	□□□	□□	□□□	□□	□□	□□	159.0#	2390	2627	2940	3056
	24 x 72 x 48 x 24"	TS24724824/P/PS	□□□	□	□□□	□□	□□□	□□	□□	□□	165.0#	2456	2702	3021	3142
• See images below	30 x 48 x 60 x 30"	TS30486030/P/PS	□□□	□	NCG	□□	□□□	□□	□□	□□	170.0#	2572	2827	3166	3292
• Consists of top, three legs, two modesty panels, two end panels (optional transitional size), ganging plates, and all required assembly hardware	30 x 48 x 66 x 30"	TS30486630/P/PS	□□□	□	□□□	□□	□□□	□□	□□	□□	178.0#	2666	2939	3291	3416
	30 x 48 x 72 x 30"	TS30487230/P/PS	□□□	□	□□□	□□	□□□	□□	□□	□□	183.0#	2783	3064	3430	3565
• Each leg has two cable access grommet locations	30 x 60 x 48 x 30"	TS30604830/P/PS	□□□	□	NCG	□□	□□□	□□	□□	□□	170.0#	2572	2827	3166	3292
• Top has three cable access grommets above the legs (66" and 72" wide have an optional fourth middle grommet used for mounting stanchions and not intended for routing cables)	30 x 66 x 48 x 30"	TS30664830/P/PS	□□□	□	□□□	□□	□□□	□□	□□	□□	178.0#	2666	2939	3291	3416
	30 x 72 x 48 x 30"	TS30724830/P/PS	□□□	□	□□□	□□	□□□	□□	□□	□□	183.0#	2783	3064	3430	3565
• Top grommets allow for attachment of overhead storage units															
• Modesty panel allows for optional 10-wire electrical system (see Electrical section)															
• Pricing is for two transitional end panels, see "HOW TO BUILD A MODEL NUMBER" below for more options															
		Ⓐ	Ⓑ	Ⓒ	Ⓓ	Ⓔ	Ⓕ	Ⓖ	Ⓗ	Ⓘ					

HOW TO ORDER

Indicate the following information on order form:
1. Quantity of each item.
2. Model number, including options. See "How To Build a Model Number".
3. Any special service required.

Note: • The □ indicates that a choice is required.
- The absence of the □ indicates that no choice is required.
- Alpha-numeric characters in place of □ indicate that no other alternatives are available.

HOW TO BUILD A MODEL NUMBER

Ⓐ Select basic model.

Ⓑ Select edge style.
Knife edge (KN) adds 2" to the depth of the desk on the user's side.

74P	- 74P edge
KN	- Knife edge
34S	- 3/8" Wood band edge
VN	- Wood edge veneer

With 74P, KN and 34S edges, select from laminates for surface finish (Lxx). For edge color, 74P and KN, select from Exx colors and for 34S, select Mxx colors. For VN, select from Mxx for surface finish and do not select an edge color.

Ⓒ Select transition end panels.

B	- Two transitional end panels
L	- Left transitional end panel; add $75
R	- Right transitional end panel; add $75
S	- Two full end panels; add $146

Ⓓ Select desk center grommet option.

NCG	- No center grommet
YCG	- Yes center grommet

"YCG" option only available on 66" and 72" wide desks. "YCG" is needed to mount overheads, transaction surfaces or stanchion mounted privacy screens.

Ⓔ Select surface grommet color.
Refer to the **Product Color Options** page in this price list.

Ⓕ Select surface finish.
Refer to the **Product Color Options** page in this price list.
Surface finish offerings are based on edge style selections.

Ⓖ Select edge color.
Refer to the **Product Color Options** page in this price list.
Edge color offerings are based on edge style selections.

Ⓗ Select frame grommet color.
Refer to the **Product Color Options** page in this price list.

Ⓘ Select desk color.
Refer to the **Product Color Options** page in this price list.

FINISH INFORMATION

Additional Laminate Offering

Additional laminates beyond KI standard offering, are available with two weeks extended leadtime. To specify additional laminates, use these designators followed by the supplier's color/pattern code:

Formica - LF/supplier's color pattern code
Nevamar - LN/supplier's color pattern code
Wilsonart - LW/supplier's color pattern code

KI's standard laminate finish is the supplier's recommended finish for that color/pattern.
Note: Nonstandard laminates from these suppliers (example: textured laminates) require a Product Modification Request.
Contact customer service for details.

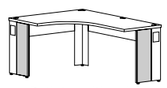

(B) Both transitional

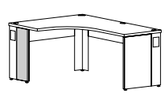

(L) Left transitional

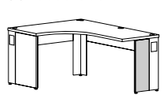

(R) Right transitional

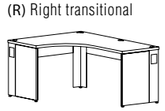

(S) Two full end panels

SPECIAL SERVICES

Special Carton Marking

With specially marked information	N/C

Shipping

Ships **knocked down, FOB Pembroke, ON K8A 0E1, freight prepaid.** Freight class 70.

Specifications and prices are subject to change without prior notice.

True® Desking System
D-Shaped Desk

KI

True® Desking System
D-Shaped Desk

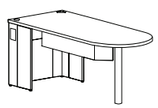

TRUE

MODEL	D x W	MODEL NUMBER: Basic Model	Edge Style	Surface Grom. Color	Surface Finish	Edge Color	Frame Grom. Color	Desk Color	Approx. Packaged Weight	74P Edge (74P)	3/8" Wood Band Edge (34S)	Wood Edge Veneer (VN)
D-Shaped Desk with Full Modesty Panel/ Partial Guest Modesty Panel • Consists of top, two legs, modesty panel, filler panel (full modesty panel on 24", 30" or 36" side), two transitional size end panels, ganging plates, one round leg, one 9" tall steel guest modesty panel along the long side, and all required assembly hardware • Each leg has two cable access grommet locations • Top has two cable access grommets above the corner legs • Top grommets allow for attachment of overhead storage units • Modesty panel allows for optional 10-wire electrical system (see Electrical section)	24 x 48"	TD2448/F/G	□□□	□□	□□□	□□	□□	□□	92.0#	$ 2241	$ 2627	$ 2809
	24 x 54"	TD2454/F/G	□□□	□□	□□□	□□	□□	□□	98.0#	2290	2695	2877
	24 x 60"	TD2460/F/G	□□□	□□	□□□	□□	□□	□□	104.0#	2339	2760	2945
	24 x 66"	TD2466/F/G	□□□	□□	□□□	□□	□□	□□	110.0#	2393	2824	3016
	24 x 72"	TD2472/F/G	□□□	□□	□□□	□□	□□	□□	116.0#	2437	2892	3089
	30 x 48"	TD3048/F/G	□□□	□□	□□□	□□	□□	□□	103.0#	2426	2649	2836
	30 x 54"	TD3054/F/G	□□□	□□	□□□	□□	□□	□□	110.0#	2475	2718	2903
	30 x 60"	TD3060/F/G	□□□	□□	□□□	□□	□□	□□	117.0#	2526	2784	2974
	30 x 66"	TD3066/F/G	□□□	□□	□□□	□□	□□	□□	125.0#	2575	2849	3045
	30 x 72"	TD3072/F/G	□□□	□□	□□□	□□	□□	□□	132.0#	2626	2918	3117
	36 x 48"	TD3648/F/G	□□□	□□	□□□	□□	□□	□□	115.0#	2610	2677	2860
	36 x 54"	TD3654/F/G	□□□	□□	□□□	□□	□□	□□	123.0#	2661	2742	2932
	36 x 60"	TD3660/F/G	□□□	□□	□□□	□□	□□	□□	132.0#	2710	2813	3003
	36 x 66"	TD3666/F/G	□□□	□□	□□□	□□	□□	□□	140.0#	2761	2875	3070
	36 x 72"	TD3672/F/G	□□□	□□	□□□	□□	□□	□□	149.0#	2813	2940	3138
			Ⓐ	Ⓑ	Ⓒ	Ⓓ	Ⓔ	Ⓕ	Ⓖ			

HOW TO ORDER

Indicate the following information on order form:
1. Quantity of each item.
2. Model number, including options. See "How To Build a Model Number".
3. Any special service required.

Note: • The □ indicates that a choice is required.
• The absence of the □ indicates that no choice is required.
• Alpha-numeric characters in place of □ indicate that no other alternatives are available.

HOW TO BUILD A MODEL NUMBER

Ⓐ Select basic model.

Ⓑ Select edge style.

74P	- 74P edge
34S	- 3/8" Wood band edge
VN	- Wood edge veneer

Ⓒ Select surface grommet color.
Refer to the **Product Color Options** page in this price list.

Ⓓ Select surface finish.
Refer to the **Product Color Options** page in this price list.
Surface finish offerings are based on edge style selections. With 74P edge (74P) and wood band edge (34S), select from laminates. With wood edge veneer (VN), select from veneers.

Ⓔ Select edge color.
Refer to the **Product Color Options** page in this price list.
Edge color offerings are based on edge style selections. With 74P edge (74P), select from 74P colors. With wood edge veneer (VN), no edge color selection required. With wood band edge (34S), select wood edge colors.

Ⓕ Select frame grommet color.
Refer to the **Product Color Options** page in this price list.

Ⓖ Select desk color.
Refer to the **Product Color Options** page in this price list.

FINISH INFORMATION

Additional Laminate Offering
Additional laminates beyond KI standard offering, are available with two weeks extended leadtime. To specify additional laminates, use these designators followed by the supplier's color/pattern code:

Formica - LF/supplier's color pattern code
Nevamar - LN/supplier's color pattern code
Wilsonart - LW/supplier's color pattern code

KI's standard laminate finish is the supplier's recommended finish for that color/pattern.
Note: Nonstandard laminates from these suppliers (example: textured laminates) require a Product Modification Request.
Contact customer service for details.

SPECIAL SERVICES

Special Carton Marking

With specially marked information	N/C

Shipping
Ships **knocked down, FOB Pembroke, ON K8A 0E1, freight prepaid.** Freight class 70.

Specifications and prices are subject to change without prior notice.

True® Desking System
D-Shaped Desk

True® Desking System
D-Shaped Desk

	MODEL	D x W	MODEL NUMBER: Basic Model	Edge Style Ⓑ	Surface Grom. Color Ⓒ	Surface Finish Ⓓ	Edge Color Ⓔ	Frame Grom. Color Ⓕ	Desk Color Ⓖ	Approx. Packaged Weight	74P Edge (74P)	3/8" Wood Band Edge (34S)	Wood Edge Veneer (VN)
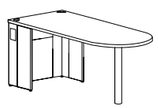 TRUE	**D-Shaped Desk with Full Modesty Panel/ No Partial Guest Modesty Panel** • Consists of top, two legs, modesty panel, filler panel (full modesty panel on the 24", 30" or 36" side), two transitional size end panels, ganging plates, one round leg, and all required assembly hardware • Each leg has two cable access grommet locations • Top has two cable access grommets above the corner legs • Top grommets allow for attachment of overhead storage units • Modesty panel allows for optional 10-wire electrical system (see Electrical section)	24 x 48"	TD2448/F/A	□□□	□□	□□□	□□	□□	□□	87.0#	$ 2075	$ 2462	$ 2641
		24 x 54"	TD2454/F/A	□□□	□□	□□□	□□	□□	□□	92.0#	2109	2515	2698
		24 x 60"	TD2460/F/A	□□□	□□	□□□	□□	□□	□□	97.0#	2147	2567	2752
		24 x 66"	TD2466/F/A	□□□	□□	□□□	□□	□□	□□	102.0#	2185	2619	2812
		24 x 72"	TD2472/F/A	□□□	□□	□□□	□□	□□	□□	107.0#	2220	2672	2872
		30 x 48"	TD3048/F/A	□□□	□□	□□□	□□	□□	□□	98.0#	2259	2486	2664
		30 x 54"	TD3054/F/A	□□□	□□	□□□	□□	□□	□□	104.0#	2294	2541	2723
		30 x 60"	TD3060/F/A	□□□	□□	□□□	□□	□□	□□	110.0#	2333	2594	2781
		30 x 66"	TD3066/F/A	□□□	□□	□□□	□□	□□	□□	117.0#	2367	2643	2838
		30 x 72"	TD3072/F/A	□□□	□□	□□□	□□	□□	□□	123.0#	2406	2698	2893
		36 x 48"	TD3648/F/A	□□□	□□	□□□	□□	□□	□□	110.0#	2446	2512	2695
		36 x 54"	TD3654/F/A	□□□	□□	□□□	□□	□□	□□	117.0#	2481	2562	2750
		36 x 60"	TD3660/F/A	□□□	□□	□□□	□□	□□	□□	125.0#	2518	2619	2812
		36 x 66"	TD3666/F/A	□□□	□□	□□□	□□	□□	□□	132.0#	2553	2665	2863
		36 x 72"	TD3672/F/A	□□□	□□	□□□	□□	□□	□□	140.0#	2594	2719	2921
				Ⓐ	Ⓑ	Ⓒ	Ⓓ	Ⓔ	Ⓕ	Ⓖ			

HOW TO ORDER

Indicate the following information on order form:
1. Quantity of each item.
2. Model number, including options. See "How To Build a Model Number".
3. Any special service required.

Note: • The □ indicates that a choice is required.
• The absence of the □ indicates that no choice is required.
• Alpha-numeric characters in place of □ indicate that no other alternatives are available.

HOW TO BUILD A MODEL NUMBER

Ⓐ Select basic model.

Ⓑ Select edge style.

74P	- 74P edge
34S	- 3/8" Wood band edge
VN	- Wood edge veneer

Ⓒ Select surface grommet color.
Refer to the **Product Color Options** page in this price list.

Ⓓ Select surface finish.
Refer to the **Product Color Options** page in this price list.
Surface finish offerings are based on edge style selections. With 74P edge (74P) and wood band edge (34S), select from laminates. With wood edge veneer (VN), select from veneers.

Ⓔ Select edge color.
Refer to the **Product Color Options** page in this price list.
Edge color offerings are based on edge style selections. With 74P edge (74P), select from 74P colors. With wood edge veneer (VN), no edge color selection required. With wood band edge (34S), select wood edge colors.

Ⓕ Select frame grommet color.
Refer to the **Product Color Options** page in this price list.

Ⓖ Select desk color.
Refer to the **Product Color Options** page in this price list.

FINISH INFORMATION

Additional Laminate Offering
Additional laminates beyond KI standard offering, are available with two weeks extended leadtime. To specify additional laminates, use these designators followed by the supplier's color/pattern code:

Formica - LF/supplier's color pattern code
Nevamar - LN/supplier's color pattern code
Wilsonart - LW/supplier's color pattern code

KI's standard laminate finish is the supplier's recommended finish for that color/pattern.
Note: Nonstandard laminates from these suppliers (example: textured laminates) require a Product Modification Request.
Contact customer service for details.

SPECIAL SERVICES

Special Carton Marking

With specially marked information	N/C

Shipping
Ships **knocked down, FOB Pembroke, ON K8A 0E1, freight prepaid.** Freight class 70.

Specifications and prices are subject to change without prior notice.

True® Desking System
D-Shaped Desk

True® Desking System
D-Shaped Desk

	MODEL	D x W	MODEL NUMBER Basic Model	Edge Style Ⓑ	Surface Grom. Color Ⓒ	Surface Finish Ⓓ	Edge Color Ⓔ	Frame Grom. Color Ⓕ	Desk Color Ⓖ	Approx. Packaged Weight	74P Edge (74P)	3/8" Wood Band Edge (34S)	Wood Edge Veneer (VN)
 TRUE	**D-Shaped Desk with Partial Modesty Panel/Partial Guest Modesty Panel** • Consists of top, two legs, modesty panel, two transitional size end panels, ganging plates, one round leg, one 9" tall steel guest modesty panel along the long side, and all required assembly hardware • Each leg has two cable access grommet locations • Top has two cable access grommets above the corner legs • Top grommets allow for attachment of overhead storage units • Modesty panel allows for optional 10-wire electrical system (see Electrical section)	24 x 48"	TD2448/P/G	□□□	□□	□□□	□□	□□	□□	87.0#	$ 2017	$ 2401	$ 2582
		24 x 54"	TD2454/P/G	□□□	□□	□□□	□□	□□	□□	93.0#	2066	2470	2651
		24 x 60"	TD2460/P/G	□□□	□□	□□□	□□	□□	□□	99.0#	2116	2539	2721
		24 x 66"	TD2466/P/G	□□□	□□	□□□	□□	□□	□□	105.0#	2166	2603	2789
		24 x 72"	TD2472/P/G	□□□	□□	□□□	□□	□□	□□	111.0#	2215	2666	2869
		30 x 48"	TD3048/P/G	□□□	□□	□□□	□□	□□	□□	97.0#	2200	2427	2609
		30 x 54"	TD3054/P/G	□□□	□□	□□□	□□	□□	□□	104.0#	2251	2493	2682
		30 x 60"	TD3060/P/G	□□□	□□	□□□	□□	□□	□□	111.0#	2300	2561	2750
		30 x 66"	TD3066/P/G	□□□	□□	□□□	□□	□□	□□	119.0#	2353	2627	2819
		30 x 72"	TD3072/P/G	□□□	□□	□□□	□□	□□	□□	126.0#	2400	2695	2891
		36 x 48"	TD3648/P/G	□□□	□□	□□□	□□	□□	□□	107.0#	2390	2453	2638
		36 x 54"	TD3654/P/G	□□□	□□	□□□	□□	□□	□□	115.0#	2437	2521	2705
		36 x 60"	TD3660/P/G	□□□	□□	□□□	□□	□□	□□	124.0#	2487	2587	2780
		36 x 66"	TD3666/P/G	□□□	□□	□□□	□□	□□	□□	132.0#	2540	2649	2847
		36 x 72"	TD3672/P/G	□□□	□□	□□□	□□	□□	□□	141.0#	2587	2717	2918
				Ⓐ	Ⓑ	Ⓒ	Ⓓ	Ⓔ	Ⓕ	Ⓖ			

HOW TO ORDER

Indicate the following information on order form:
1. Quantity of each item.
2. Model number, including options. See "How To Build a Model Number".
3. Any special service required.

Note: • The □ indicates that a choice is required.
• The absence of the □ indicates that no choice is required.
• Alpha-numeric characters in place of □ indicate that no other alternatives are available.

HOW TO BUILD A MODEL NUMBER

Ⓐ Select basic model.

Ⓑ Select edge style.

74P	- 74P edge
34S	- 3/8" Wood band edge
VN	- Wood edge veneer

Ⓒ Select surface grommet color.
Refer to the **Product Color Options** page in this price list.

Ⓓ Select surface finish.
Refer to the **Product Color Options** page in this price list.
Surface finish offerings are based on edge style selections. With 74P edge (74P) and wood band edge (34S), select from laminates. With wood edge veneer (VN), select from veneers.

Ⓔ Select edge color.
Refer to the **Product Color Options** page in this price list.
Edge color offerings are based on edge style selections. With 74P edge (74P), select from 74P colors. With wood edge veneer (VN), no edge color selection required. With wood band edge (34S), select wood edge colors.

Ⓕ Select frame grommet color.
Refer to the **Product Color Options** page in this price list.

Ⓖ Select desk color.
Refer to the **Product Color Options** page in this price list.

FINISH INFORMATION

Additional Laminate Offering
Additional laminates beyond KI standard offering, are available with two weeks extended leadtime. To specify additional laminates, use these designators followed by the supplier's color/pattern code:

Formica - LF/supplier's color pattern code
Nevamar - LN/supplier's color pattern code
Wilsonart - LW/supplier's color pattern code

KI's standard laminate finish is the supplier's recommended finish for that color/pattern.
Note: Nonstandard laminates from these suppliers (example: textured laminates) require a Product Modification Request.
Contact customer service for details.

SPECIAL SERVICES

Special Carton Marking

With specially marked information	N/C

Shipping
Ships **knocked down, FOB Pembroke, ON K8A 0E1, freight prepaid.** Freight class 70.

Specifications and prices are subject to change without prior notice.

True® Desking System
D-Shaped Desk

KI

True® Desking System
D-Shaped Desk

	MODEL	D x W	MODEL NUMBER: Basic Model	Edge Style Ⓑ	Surface Grom. Color Ⓒ	Surface Finish Ⓓ	Edge Color Ⓔ	Frame Grom. Color Ⓕ	Desk Color Ⓖ	Approx. Packaged Weight	74P Edge (74P)	3/8" Wood Band Edge (34S)	Wood Edge Veneer (VN)
 TRUE	**D-Shaped Desk w/Partial Modesty Panel/ No Partial Guest Modesty Panel** • Consists of top, two legs, modesty panel, two transitional size end panels, ganging plates, one round leg, and all required assembly hardware • Each leg has two cable access grommet locations • Top has two cable access grommets above the corner legs • Top grommets allow for attachment of overhead storage units • Modesty panel allows for optional 10-wire electrical system (see Electrical section)	24 x 48"	TD2448/P/A	□□□	□□	□□□	□□	□□	□□	82.0#	$ 1852	$ 2235	$ 2416
		24 x 54"	TD2454/P/A	□□□	□□	□□□	□□	□□	□□	87.0#	1887	2290	2474
		24 x 60"	TD2460/P/A	□□□	□□	□□□	□□	□□	□□	92.0#	1922	2340	2529
		24 x 66"	TD2466/P/A	□□□	□□	□□□	□□	□□	□□	97.0#	1960	2397	2585
		24 x 72"	TD2472/P/A	□□□	□□	□□□	□□	□□	□□	102.0#	1993	2452	2647
		30 x 48"	TD3048/P/A	□□□	□□	□□□	□□	□□	□□	92.0#	2039	2262	2441
		30 x 54"	TD3054/P/A	□□□	□□	□□□	□□	□□	□□	98.0#	2072	2317	2499
		30 x 60"	TD3060/P/A	□□□	□□	□□□	□□	□□	□□	104.0#	2108	2367	2558
		30 x 66"	TD3066/P/A	□□□	□□	□□□	□□	□□	□□	111.0#	2146	2419	2613
		30 x 72"	TD3072/P/A	□□□	□□	□□□	□□	□□	□□	117.0#	2182	2474	2670
		36 x 48"	TD3648/P/A	□□□	□□	□□□	□□	□□	□□	102.0#	2222	2288	2470
		36 x 54"	TD3654/P/A	□□□	□□	□□□	□□	□□	□□	109.0#	2257	2339	2527
		36 x 60"	TD3660/P/A	□□□	□□	□□□	□□	□□	□□	117.0#	2292	2397	2585
		36 x 66"	TD3666/P/A	□□□	□□	□□□	□□	□□	□□	124.0#	2332	2446	2641
		36 x 72"	TD3672/P/A	□□□	□□	□□□	□□	□□	□□	132.0#	2367	2495	2698
				Ⓐ	Ⓑ	Ⓒ	Ⓓ	Ⓔ	Ⓕ	Ⓖ			

HOW TO ORDER

Indicate the following information on order form:
1. Quantity of each item.
2. Model number, including options. See "How To Build a Model Number".
3. Any special service required.

Note: • The □ indicates that a choice is required.
• The absence of the □ indicates that no choice is required.
• Alpha-numeric characters in place of □ indicate that no other alternatives are available.

HOW TO BUILD A MODEL NUMBER

Ⓐ Select basic model.

Ⓑ Select edge style.

74P	- 74P edge
34S	- 3/8" Wood band edge
VN	- Wood edge veneer

Ⓒ Select surface grommet color.
Refer to the **Product Color Options** page in this price list.

Ⓓ Select surface finish.
Refer to the **Product Color Options** page in this price list.
Surface finish offerings are based on edge style selections. With 74P edge (74P) and wood band edge (34S), select from laminates. With wood edge veneer (VN), select from veneers.

Ⓔ Select edge color.
Refer to the **Product Color Options** page in this price list.
Edge color offerings are based on edge style selections. With 74P edge (74P), select from 74P colors. With wood edge veneer (VN), no edge color selection required. With wood band edge (34S), select wood edge colors.

Ⓕ Select frame grommet color.
Refer to the **Product Color Options** page in this price list.

Ⓖ Select desk color.
Refer to the **Product Color Options** page in this price list.

FINISH INFORMATION

Additional Laminate Offering
Additional laminates beyond KI standard offering, are available with two weeks extended leadtime. To specify additional laminates, use these designators followed by the supplier's color/pattern code:

Formica - LF/supplier's color pattern code
Nevamar - LN/supplier's color pattern code
Wilsonart - LW/supplier's color pattern code

KI's standard laminate finish is the supplier's recommended finish for that color/pattern.
Note: Nonstandard laminates from these suppliers (example: textured laminates) require a Product Modification Request.
Contact customer service for details.

SPECIAL SERVICES

Special Carton Marking

With specially marked information	N/C

Shipping
Ships **knocked down, FOB Pembroke, ON K8A 0E1, freight prepaid.** Freight class 70.

Specifications and prices are subject to change without prior notice.

True® Desking System

P-Shaped Desk

True® Desking System

P-Shaped Desk



(B) Both transitional (Right)

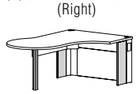

(B) Both transitional (Left)

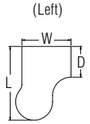

(Left)

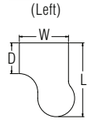

(Right)

P-Shaped Desk top view

MODEL	Dir.	D x W x L	MODEL NUMBER: Basic Model	Edge Style	End Panel	Surface Grom. Color	Surface Finish	Edge Color	Frame Grom. Color	Desk Color	Approx. Packaged Weight	74P Edge (74P)	Knife Edge (KN)	3/8" Wood Band Edge (34S)	Wood Edge Veneer (VN)
P-Shaped Desk with Full Modesty Panel/ Partial Guest Modesty Panel • Consists of top, two legs, modesty panel, filler panel (full modesty panel on the 48" side), two transitional size end panels, ganging plates, one round leg, one 9" tall steel guest modesty panel along the long side, and all required assembly hardware • Each leg has two cable access grommet locations • Top has two cable access grommets above the corner legs • Top grommets allow for attachment of overhead storage units • Modesty panel allows for optional 10-wire electrical system (see Electrical section) • P-end is 18" radius	Right	24 x 48 x 60"	TP244860/F/G	□□□	□	□□	□□□	□□	□□	□□	155.0#	$ 3100	$ 3358	$ 3823	$ 4089
	Right	24 x 48 x 66"	TP244866/F/G	□□□	□	□□	□□□	□□	□□	□□	162.0#	3167	3433	3904	4176
	Right	24 x 48 x 72"	TP244872/F/G	□□□	□	□□	□□□	□□	□□	□□	168.0#	3254	3527	4018	4294
	Right	30 x 48 x 66"	TP304866/F/G	□□□	□	□□	□□□	□□	□□	□□	172.0#	3301	3578	4077	4360
	Right	30 x 48 x 72"	TP304872/F/G	□□□	□	□□	□□□	□□	□□	□□	179.0#	3379	3667	4176	4464
	Left	24 x 48 x 60"	TP604824/F/G	□□□	□	□□	□□□	□□	□□	□□	155.0#	3100	3358	3823	4089
	Left	24 x 48 x 66"	TP664824/F/G	□□□	□	□□	□□□	□□	□□	□□	162.0#	3167	3433	3904	4176
	Left	24 x 48 x 72"	TP724824/F/G	□□□	□	□□	□□□	□□	□□	□□	168.0#	3254	3527	4018	4294
	Left	30 x 48 x 66"	TP664830/F/G	□□□	□	□□	□□□	□□	□□	□□	172.0#	3301	3578	4077	4360
	Left	30 x 48 x 72"	TP724830/F/G	□□□	□	□□	□□□	□□	□□	□□	179.0#	3379	3667	4176	4464

Ⓐ Ⓑ Ⓒ Ⓓ Ⓔ Ⓕ Ⓖ Ⓗ

HOW TO ORDER

Indicate the following information on order form:
1. Quantity of each item.
2. Model number, including options. See "How To Build a Model Number".
3. Any special service required.

Note: • The □ indicates that a choice is required.
- The absence of the □ indicates that no choice is required.
- Alpha-numeric characters in place of □ indicate that no other alternatives are available.

HOW TO BUILD A MODEL NUMBER

Ⓐ Select basic model.

Ⓑ Select edge style.
Knife edge (KN) adds 2" to the depth of the desk on the user's side.

74P	- 74P edge
KN	- Knife edge
34S	- 3/8" Wood band edge
VN	- Wood edge veneer

Ⓒ Select transition end panels.

B	- Both

Ⓓ Select surface grommet color.
Refer to the **Product Color Options** page in this price list.

Ⓔ Select surface finish.
Refer to the **Product Color Options** page in this price list.
Surface finish offerings are based on edge style selections. With 74P edge (74P), knife edge (KN), and wood band edge (34S), select from laminates. With wood edge veneer (VN), select from veneers.

Ⓕ Select edge color.
Refer to the **Product Color Options** page in this price list.
Edge color offerings are based on edge style selections. With 74P edge (74P) and knife edge (KN), select from 74P/knife colors. With wood edge veneer (VN), no edge color selection required. With wood band edge (34S), select wood edge colors.

Ⓖ Select frame grommet color.
Refer to the **Product Color Options** page in this price list.

Ⓗ Select desk color.
Refer to the **Product Color Options** page in this price list.

FINISH INFORMATION

Additional Laminate Offering

Additional laminates beyond KI standard offering, are available with two weeks extended leadtime.
To specify additional laminates, use these designators followed by the supplier's color/pattern code:

Formica - LF/supplier's color pattern code
Nevamar - LN/supplier's color pattern code
Wilsonart - LW/supplier's color pattern code

KI's standard laminate finish is the supplier's recommended finish for that color/pattern.
Note: Nonstandard laminates from these suppliers (example: textured laminates) require a Product Modification Request.
Contact customer service for details.

SPECIAL SERVICES

Special Carton Marking

With specially marked information	N/C

Shipping

Ships **knocked down, FOB Pembroke, ON K8A 0E1, freight prepaid.** Freight class 70.

Specifications and prices are subject to change without prior notice.

True® Desking System

P-Shaped Desk

True® Desking System

P-Shaped Desk

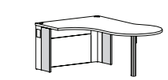

(B) Both transitional (Right)

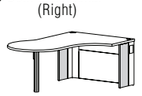

(B) Both transitional (Left)

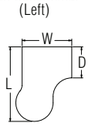

(Left)

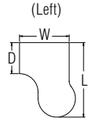

(Right)

P-Shaped Desk top view

MODEL	Dir.	D x W x L	MODEL NUMBER: Basic Model	Edge Style	End Panel	Surface Grom. Color	Surface Finish	Edge Color	Frame Grom. Color	Desk Color	Approx. Packaged Weight	74P Edge (74P)	Knife Edge (KN)	3/8" Wood Band Edge (34S)	Wood Edge Veneer (VN)
P-Shaped Desk with Full Modesty Panel/ No Partial Guest Modesty Panel • Consists of top, two legs, modesty panel, filler panel (full modesty panel on the 48" side), two transitional size end panels, ganging plates, one round leg, and all required assembly hardware • Each leg has two cable access grommet locations • Top has two cable access grommets above the corner legs • Top grommets allow for attachment of overhead storage units • Modesty panel allows for optional 10-wire electrical system (see Electrical section) • P-end is 18" radius	Right	24 x 48 x 60"	TP244860/F/A	□□□	□	□□	□□□	□□	□□	□□	149.0#	$ 2904	$ 3165	$ 3632	$ 3895
	Right	24 x 48 x 66"	TP244866/F/A	□□□	□	□□	□□□	□□	□□	□□	155.0#	2959	3222	3700	3970
	Right	24 x 48 x 72"	TP244872/F/A	□□□	□	□□	□□□	□□	□□	□□	160.0#	3033	3306	3797	4072
	Right	30 x 48 x 66"	TP304866/F/A	□□□	□	□□	□□□	□□	□□	□□	165.0#	3095	3369	3869	4154
	Right	30 x 48 x 72"	TP304872/F/A	□□□	□	□□	□□□	□□	□□	□□	171.0#	3163	3445	3957	4247
	Left	24 x 48 x 60"	TP604824/F/A	□□□	□	□□	□□□	□□	□□	□□	149.0#	2904	3165	3632	3895
	Left	24 x 48 x 66"	TP664824/F/A	□□□	□	□□	□□□	□□	□□	□□	155.0#	2959	3222	3700	3970
	Left	24 x 48 x 72"	TP724824/F/A	□□□	□	□□	□□□	□□	□□	□□	160.0#	3033	3306	3797	4072
	Left	30 x 48 x 66"	TP664830/F/A	□□□	□	□□	□□□	□□	□□	□□	165.0#	3095	3369	3869	4154
	Left	30 x 48 x 72"	TP724830/F/A	□□□	□	□□	□□□	□□	□□	□□	171.0#	3163	3445	3957	4247

Ⓐ Ⓑ Ⓒ Ⓓ Ⓔ Ⓕ Ⓖ Ⓗ

HOW TO ORDER

Indicate the following information on order form:
1. Quantity of each item.
2. Model number, including options. See "How To Build a Model Number".
3. Any special service required.

Note: • The □ indicates that a choice is required.
- The absence of the □ indicates that no choice is required.
- Alpha-numeric characters in place of □ indicate that no other alternatives are available.

HOW TO BUILD A MODEL NUMBER

Ⓐ Select basic model.

Ⓑ Select edge style.
Knife edge (KN) adds 2" to the depth of the desk on the user's side.

74P	- 74P edge
KN	- Knife edge
34S	- 3/8" Wood band edge
VN	- Wood edge veneer

Ⓒ Select transition end panels.

B	- Both

Ⓓ Select surface grommet color.
Refer to the **Product Color Options** page in this price list.

Ⓔ Select surface finish.
Refer to the **Product Color Options** page in this price list.
Surface finish offerings are based on edge style selections. With 74P edge (74P), knife edge (KN), and wood band edge (34S), select from laminates. With wood edge veneer (VN), select from veneers.

Ⓕ Select edge color.
Refer to the **Product Color Options** page in this price list.
Edge color offerings are based on edge style selections. With 74P edge (74P) and knife edge (KN), select from 74P/knife colors. With wood edge veneer (VN), no edge color selection required. With wood band edge (34S), select wood edge colors.

Ⓖ Select frame grommet color.
Refer to the **Product Color Options** page in this price list.

Ⓗ Select desk color.
Refer to the **Product Color Options** page in this price list.

FINISH INFORMATION

Additional Laminate Offering

Additional laminates beyond KI standard offering, are available with two weeks extended leadtime.
To specify additional laminates, use these designators followed by the supplier's color/pattern code:

Formica - LF/supplier's color pattern code
Nevamar - LN/supplier's color pattern code
Wilsonart - LW/supplier's color pattern code

KI's standard laminate finish is the supplier's recommended finish for that color/pattern.
Note: Nonstandard laminates from these suppliers (example: textured laminates) require a Product Modification Request.
Contact customer service for details.

SPECIAL SERVICES

Special Carton Marking

With specially marked information	N/C

Shipping

Ships **knocked down, FOB Pembroke, ON K8A 0E1, freight prepaid.** Freight class 70.

Specifications and prices are subject to change without prior notice.

True® Desking System

P-Shaped Desk

True® Desking System

P-Shaped Desk



(B) Both transitional (Right)

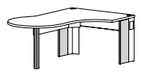

(B) Both transitional (Left)



(Left)



(Right)

P-Shaped Desk top view

TRUE

	MODEL	Dir.	D x W x L	MODEL NUMBER Basic Model	Edge Style Ⓑ	End Panel	Surface Grom. Color Ⓓ	Surface Finish Ⓔ	Edge Color Ⓕ	Frame Grom. Color Ⓖ	Desk Color Ⓗ	Approx. Packaged Weight	74P Edge (74P)	Knife Edge (KN)	3/8" Wood Band Edge (34S)	Wood Edge Veneer (VN)
	P-Shaped Desk with Partial Modesty Panel/Partial Guest Modesty Panel • Consists of top, two legs, modesty panel, two transitional size end panels, ganging plates, one round leg, one 9" tall steel guest modesty panel along the long side, and all required assembly hardware • Each leg has two cable access grommet locations • Top has two cable access grommets above the corner legs • Top grommets allow for attachment of overhead storage units • Modesty panel allows for optional 10-wire electrical system (see Electrical section) • P-end is 18" radius	Right	24 x 48 x 60"	TP244860/P/G	□□□	□	□□	□□□	□□	□□	□□	144.0#	$ 2775	$ 3028	$ 3496	$ 3759
		Right	24 x 48 x 66"	TP244866/P/G	□□□	□	□□	□□□	□□	□□	□□	151.0#	2842	3104	3582	3851
		Right	24 x 48 x 72"	TP244872/P/G	□□□	□	□□	□□□	□□	□□	□□	157.0#	2932	3201	3687	3968
		Right	30 x 48 x 66"	TP304866/P/G	□□□	□	□□	□□□	□□	□□	□□	161.0#	2977	3252	3751	4034
		Right	30 x 48 x 72"	TP304872/P/G	□□□	□	□□	□□□	□□	□□	□□	168.0#	3056	3342	3851	4139
		Left	24 x 48 x 60"	TP604824/P/G	□□□	□	□□	□□□	□□	□□	□□	144.0#	2775	3028	3496	3759
		Left	24 x 48 x 66"	TP664824/P/G	□□□	□	□□	□□□	□□	□□	□□	151.0#	2842	3104	3582	3851
		Left	24 x 48 x 72"	TP724824/P/G	□□□	□	□□	□□□	□□	□□	□□	157.0#	2932	3201	3687	3968
		Left	30 x 48 x 66"	TP664830/P/G	□□□	□	□□	□□□	□□	□□	□□	161.0#	2977	3252	3751	4034
		Left	30 x 48 x 72"	TP724830/P/G	□□□	□	□□	□□□	□□	□□	□□	168.0#	3056	3342	3851	4139

Ⓐ Ⓑ Ⓒ Ⓓ Ⓔ Ⓕ Ⓖ Ⓗ

HOW TO ORDER

Indicate the following information on order form:
1. Quantity of each item.
2. Model number, including options. See "How To Build a Model Number".
3. Any special service required.

Note: • The □ indicates that a choice is required.
- The absence of the □ indicates that no choice is required.
- Alpha-numeric characters in place of □ indicate that no other alternatives are available.

HOW TO BUILD A MODEL NUMBER

Ⓐ Select basic model.

Ⓑ Select edge style.
Knife edge (KN) adds 2" to the depth of the desk on the user's side.

74P	- 74P edge
KN	- Knife edge
34S	- 3/8" Wood band edge
VN	- Wood edge veneer

Ⓒ Select transition end panels.

B	- Both

Ⓓ Select surface grommet color.
Refer to the **Product Color Options** page in this price list.

Ⓔ Select surface finish.
Refer to the **Product Color Options** page in this price list.
Surface finish offerings are based on edge style selections. With 74P edge (74P), knife edge (KN), and wood band edge (34S), select from laminates. With wood edge veneer (VN), select from veneers.

Ⓕ Select edge color.
Refer to the **Product Color Options** page in this price list.
Edge color offerings are based on edge style selections. With 74P edge (74P) and knife edge (KN), select from 74P/knife colors. With wood edge veneer (VN), no edge color selection required. With wood band edge (34S), select wood edge colors.

Ⓖ Select frame grommet color.
Refer to the **Product Color Options** page in this price list.

Ⓗ Select desk color.
Refer to the **Product Color Options** page in this price list.

FINISH INFORMATION

Additional Laminate Offering

Additional laminates beyond KI standard offering, are available with two weeks extended leadtime. To specify additional laminates, use these designators followed by the supplier's color/pattern code:

Formica - LF/supplier's color pattern code
Nevamar - LN/supplier's color pattern code
Wilsonart - LW/supplier's color pattern code

KI's standard laminate finish is the supplier's recommended finish for that color/pattern.
Note: Nonstandard laminates from these suppliers (example: textured laminates) require a Product Modification Request.
Contact customer service for details.

SPECIAL SERVICES

Special Carton Marking

With specially marked information	N/C

Shipping

Ships **knocked down, FOB Pembroke, ON K8A 0E1, freight prepaid.** Freight class 70.

Specifications and prices are subject to change without prior notice.

True® Desking System

P-Shaped Desk

True® Desking System

P-Shaped Desk

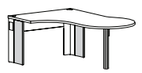

(B) Both transitional (Right)

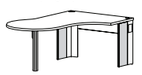

(B) Both transitional (Left)

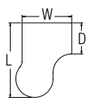

(Left)

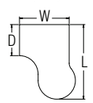

(Right)

P-Shaped Desk top view

MODEL	Dir.	D x W x L	MODEL NUMBER: Basic Model	Edge Style	End Panel	Surface Grom. Color	Surface Finish	Edge Color	Frame Grom. Color	Desk Color	Approx. Packaged Weight	74P Edge (74P)	Knife Edge (KN)	3/8" Wood Band Edge (34S)	Wood Edge Veneer (VN)
P-Shaped Desk w/Partial Modesty Panel/ No Partial Guest Modesty Panel • Consists of top, two legs, modesty panel, two transitional size end panels, ganging plates, one round leg, and all required assembly hardware • Each leg has two cable access grommet locations • Top has two cable access grommets above the corner legs • Top grommets allow for attachment of overhead storage units • Modesty panel allows for optional 10-wire electrical system (see Electrical section) • P-end is 18" radius	Right	24 x 48 x 60"	TP244860/P/A	□□□	□	□□	□□□	□□	□□	□□	138.0#	$ 2580	$ 2839	$ 3304	$ 3568
	Right	24 x 48 x 66"	TP244866/P/A	□□□	□	□□	□□□	□□	□□	□□	144.0#	2638	2899	3372	3644
	Right	24 x 48 x 72"	TP244872/P/A	□□□	□	□□	□□□	□□	□□	□□	149.0#	2710	2981	3474	3747
	Right	30 x 48 x 66"	TP304866/P/A	□□□	□	□□	□□□	□□	□□	□□	154.0#	2773	3047	3545	3827
	Right	30 x 48 x 72"	TP304872/P/A	□□□	□	□□	□□□	□□	□□	□□	160.0#	2838	3122	3633	3920
	Left	24 x 48 x 60"	TP604824/P/A	□□□	□	□□	□□□	□□	□□	□□	138.0#	2580	2839	3304	3568
	Left	24 x 48 x 66"	TP664824/P/A	□□□	□	□□	□□□	□□	□□	□□	144.0#	2638	2899	3372	3644
	Left	24 x 48 x 72"	TP724824/P/A	□□□	□	□□	□□□	□□	□□	□□	149.0#	2710	2981	3474	3747
	Left	30 x 48 x 66"	TP664830/P/A	□□□	□	□□	□□□	□□	□□	□□	154.0#	2773	3047	3545	3827
	Left	30 x 48 x 72"	TP724830/P/A	□□□	□	□□	□□□	□□	□□	□□	160.0#	2838	3122	3633	3920

TRUE

Ⓐ Ⓑ Ⓒ Ⓓ Ⓔ Ⓕ Ⓖ Ⓗ

HOW TO ORDER

Indicate the following information on order form:
1. Quantity of each item.
2. Model number, including options. See "How To Build a Model Number".
3. Any special service required.

Note: • The □ indicates that a choice is required.
- The absence of the □ indicates that no choice is required.
- Alpha-numeric characters in place of □ indicate that no other alternatives are available.

HOW TO BUILD A MODEL NUMBER

Ⓐ Select basic model.

Ⓑ Select edge style.
Knife edge (KN) adds 2" to the depth of the desk on the user's side.

74P	- 74P edge
KN	- Knife edge
34S	- 3/8" Wood band edge
VN	- Wood edge veneer

Ⓒ Select transition end panels.

B	- Both

Ⓓ Select surface grommet color.
Refer to the **Product Color Options** page in this price list.

Ⓔ Select surface finish.
Refer to the **Product Color Options** page in this price list.
Surface finish offerings are based on edge style selections. With 74P edge (74P), knife edge (KN), and wood band edge (34S), select from laminates. With wood edge veneer (VN), select from veneers.

Ⓕ Select edge color.
Refer to the **Product Color Options** page in this price list.
Edge color offerings are based on edge style selections. With 74P edge (74P) and knife edge (KN), select from 74P/knife colors. With wood edge veneer (VN), no edge color selection required. With wood band edge (34S), select wood edge colors.

Ⓖ Select frame grommet color.
Refer to the **Product Color Options** page in this price list.

Ⓗ Select desk color.
Refer to the **Product Color Options** page in this price list.

FINISH INFORMATION

Additional Laminate Offering

Additional laminates beyond KI standard offering, are available with two weeks extended leadtime.
To specify additional laminates, use these designators followed by the supplier's color/pattern code:

Formica - LF/supplier's color pattern code
Nevamar - LN/supplier's color pattern code
Wilsonart - LW/supplier's color pattern code

KI's standard laminate finish is the supplier's recommended finish for that color/pattern.
Note: Nonstandard laminates from these suppliers (example: textured laminates) require a Product Modification Request.
Contact customer service for details.

SPECIAL SERVICES

Special Carton Marking

With specially marked information	N/C

Shipping

Ships **knocked down, FOB Pembroke, ON K8A 0E1, freight prepaid.** Freight class 70.

Specifications and prices are subject to change without prior notice.

True® Desking System
Piano Desk

True® Desking System
Piano Desk

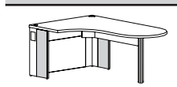

(B) Both transitional (Right)

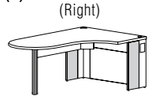

(B) Both transitional (Left)

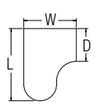

(Left)

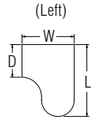

(Right)

Piano Desk top view

MODEL	Dir.	D x W x L	MODEL NUMBER: Basic Model	Edge Style	End Panel	Surface Grom. Color	Surface Finish	Edge Color	Frame Grom. Color	Desk Color	Approx. Packaged Weight	74P Edge (74P)	Knife Edge (KN)	3/8" Wood Band Edge (34S)	Wood Edge Veneer (VN)
Piano Desk with Full Modesty Panel/ Partial Guest Modesty Panel • Consists of top, two legs, modesty panel, filler panel (full modesty panel on the 48" side), two transitional size end panels, ganging plates, one round leg, one 9" tall steel guest modesty panel along the long side, and all required assembly hardware • Each leg has two cable access grommet locations • Top has two cable access grommets above the corner legs • Top grommets allow for attachment of overhead storage units • Modesty panel allows for optional 10-wire electrical system (see Electrical section) • Piano end is 30" wide (15"radius)	Right	24 x 48 x 60"	TI244860/F/G	□□□	□	□□	□□□	□□	□□	□□	165.0#	$ 2904	$ 3144	$ 3573	$ 3820
	Right	24 x 48 x 66"	TI244866/F/G	□□□	□	□□	□□□	□□	□□	□□	173.0#	3021	3271	3722	3980
	Right	24 x 48 x 72"	TI244872/F/G	□□□	□	□□	□□□	□□	□□	□□	180.0#	3104	3363	3825	4089
	Right	30 x 48 x 66"	TI304866/F/G	□□□	□	□□	□□□	□□	□□	□□	183.0#	3152	3410	3881	4149
	Right	30 x 48 x 72"	TI304872/F/G	□□□	□	□□	□□□	□□	□□	□□	190.0#	3222	3494	3974	4249
	Left	24 x 48 x 60"	TI604824/F/G	□□□	□	□□	□□□	□□	□□	□□	165.0#	2904	3144	3573	3820
	Left	24 x 48 x 66"	TI664824/F/G	□□□	□	□□	□□□	□□	□□	□□	173.0#	3021	3271	3722	3980
	Left	24 x 48 x 72"	TI724824/F/G	□□□	□	□□	□□□	□□	□□	□□	180.0#	3104	3363	3825	4089
	Left	30 x 48 x 66"	TI664830/F/G	□□□	□	□□	□□□	□□	□□	□□	183.0#	3152	3410	3881	4149
	Left	30 x 48 x 72"	TI724830/F/G	□□□	□	□□	□□□	□□	□□	□□	190.0#	3222	3494	3974	4249

Ⓐ Ⓑ Ⓒ Ⓓ Ⓔ Ⓕ Ⓖ Ⓗ

HOW TO ORDER

Indicate the following information on order form:
1. Quantity of each item.
2. Model number, including options. See "How To Build a Model Number".
3. Any special service required.

Note: • The □ indicates that a choice is required.
- The absence of the □ indicates that no choice is required.
- Alpha-numeric characters in place of □ indicate that no other alternatives are available.

HOW TO BUILD A MODEL NUMBER

Ⓐ Select basic model.

Ⓑ Select edge style.
Knife edge (KN) adds 2" to the depth of the desk on the user's side.

74P	- 74P edge
KN	- Knife edge
34S	- 3/8" Wood band edge
VN	- Wood edge veneer

Ⓒ Select transition end panels.

B	- Both

Ⓓ Select surface grommet color.
Refer to the **Product Color Options** page in this price list.

Ⓔ Select surface finish.
Refer to the **Product Color Options** page in this price list.
Surface finish offerings are based on edge style selections. With 74P edge (74P), knife edge (KN), and wood band edge (34S), select from laminates. With wood edge veneer (VN), select from veneers.

Ⓕ Select edge color.
Refer to the **Product Color Options** page in this price list.
Edge color offerings are based on edge style selections. With 74P edge (74P) and knife edge (KN), select from 74P/knife colors. With wood edge veneer (VN), no edge color selection required. With wood band edge (34S), select wood edge colors.

Ⓖ Select frame grommet color.
Refer to the **Product Color Options** page in this price list.

Ⓗ Select desk color.
Refer to the **Product Color Options** page in this price list.

FINISH INFORMATION

Additional Laminate Offering
Additional laminates beyond KI standard offering, are available with two weeks extended leadtime.
To specify additional laminates, use these designators followed by the supplier's color/pattern code:

Formica - LF/supplier's color pattern code
Nevamar - LN/supplier's color pattern code
Wilsonart - LW/supplier's color pattern code

KI's standard laminate finish is the supplier's recommended finish for that color/pattern.
Note: Nonstandard laminates from these suppliers (example: textured laminates) require a Product Modification Request.
Contact customer service for details.

SPECIAL SERVICES

Special Carton Marking

With specially marked information	N/C

Shipping
Ships **knocked down, FOB Pembroke, ON K8A 0E1, freight prepaid.** Freight class 70.

Specifications and prices are subject to change without prior notice.

True® Desking System
Piano Desk

KI

True® Desking System
Piano Desk

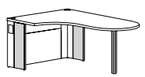

(B) Both transitional (Right)

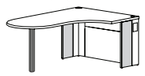

(B) Both transitional (Left)



(Left)



(Right)

Piano Desk top view

MODEL	Dir.	D x W x L	MODEL NUMBER: Basic Model	Edge Style	End Panel	Surface Grom. Color	Surface Finish	Edge Color	Frame Grom. Color	Desk Color	Approx. Packaged Weight	74P Edge (74P)	Knife Edge (KN)	3/8" Wood Band Edge (34S)	Wood Edge Veneer (VN)
Piano Desk with Full Modesty Panel/No Partial Guest Modesty Panel • Consists of top, two legs, modesty panel, filler panel (full modesty panel on the 48" side), two transitional size end panels, ganging plates, one round leg, and all required assembly hardware • Each leg has two cable access grommet locations • Top has two cable access grommets above the legs • Top grommets allow for attachment of overhead storage units • Modesty panel allows for optional 10-wire electrical system (see Electrical section) • Piano end is 30" wide (15"radius)	Right	24 x 48 x 60"	TI244860/F/A	□□□	□	□□	□□□	□□	□□	□□	158.0#	$ 2713	$ 2950	$ 3379	$ 3625
	Right	24 x 48 x 66"	TI244866/F/A	□□□	□	□□	□□□	□□	□□	□□	165.0#	2816	3066	3515	3770
	Right	24 x 48 x 72"	TI244872/F/A	□□□	□	□□	□□□	□□	□□	□□	172.0#	2888	3142	3603	3865
	Right	30 x 48 x 66"	TI304866/F/A	□□□	□	□□	□□□	□□	□□	□□	175.0#	2944	3203	3675	3944
	Right	30 x 48 x 72"	TI304872/F/A	□□□	□	□□	□□□	□□	□□	□□	182.0#	3010	3274	3754	4032
	Left	24 x 48 x 60"	TI604824/F/A	□□□	□	□□	□□□	□□	□□	□□	158.0#	2713	2950	3379	3625
	Left	24 x 48 x 66"	TI664824/F/A	□□□	□	□□	□□□	□□	□□	□□	165.0#	2816	3066	3515	3770
	Left	24 x 48 x 72"	TI724824/F/A	□□□	□	□□	□□□	□□	□□	□□	172.0#	2888	3142	3603	3865
	Left	30 x 48 x 66"	TI664830/F/A	□□□	□	□□	□□□	□□	□□	□□	175.0#	2944	3203	3675	3944
	Left	30 x 48 x 72"	TI724830/F/A	□□□	□	□□	□□□	□□	□□	□□	182.0#	3010	3274	3754	4032

Ⓐ Ⓑ Ⓒ Ⓓ Ⓔ Ⓕ Ⓖ Ⓗ

HOW TO ORDER

Indicate the following information on order form:
1. Quantity of each item.
2. Model number, including options. See "How To Build a Model Number".
3. Any special service required.

Note: • The □ indicates that a choice is required.
- The absence of the □ indicates that no choice is required.
- Alpha-numeric characters in place of □ indicate that no other alternatives are available.

HOW TO BUILD A MODEL NUMBER

Ⓐ Select basic model.

Ⓑ Select edge style.
Knife edge (KN) adds 2" to the depth of the desk on the user's side.

74P	- 74P edge
KN	- Knife edge
34S	- 3/8" Wood band edge
VN	- Wood edge veneer

Ⓒ Select transition end panels.

B	- Both

Ⓓ Select surface grommet color.
Refer to the **Product Color Options** page in this price list.

Ⓔ Select surface finish.
Refer to the **Product Color Options** page in this price list.
Surface finish offerings are based on edge style selections. With 74P edge (74P), knife edge (KN), and wood band edge (34S), select from laminates. With wood edge veneer (VN), select from veneers.

Ⓕ Select edge color.
Refer to the **Product Color Options** page in this price list.
Edge color offerings are based on edge style selections. With 74P edge (74P) and knife edge (KN), select from 74P/knife colors. With wood edge veneer (VN), no edge color selection required. With wood band edge (34S), select wood edge colors.

Ⓖ Select frame grommet color.
Refer to the **Product Color Options** page in this price list.

Ⓗ Select desk color.
Refer to the **Product Color Options** page in this price list.

FINISH INFORMATION

Additional Laminate Offering
Additional laminates beyond KI standard offering, are available with two weeks extended leadtime.
To specify additional laminates, use these designators followed by the supplier's color/pattern code:

Formica - LF/supplier's color pattern code
Nevamar - LN/supplier's color pattern code
Wilsonart - LW/supplier's color pattern code

KI's standard laminate finish is the supplier's recommended finish for that color/pattern.
Note: Nonstandard laminates from these suppliers (example: textured laminates) require a Product Modification Request.
Contact customer service for details.

SPECIAL SERVICES

Special Carton Marking

With specially marked information	N/C

Shipping
Ships **knocked down, FOB Pembroke, ON K8A 0E1, freight prepaid.** Freight class 70.

Specifications and prices are subject to change without prior notice.

True® Desking System
Piano Desk

True® Desking System
Piano Desk

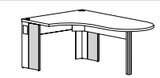

(B) Both transitional (Right)

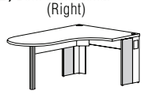

(B) Both transitional (Left)



(Left)



(Right)

Piano Desk top view

MODEL	Dir.	D x W x L	MODEL NUMBER: Basic Model	Edge Style	End Panel	Surface Grom. Color	Surface Finish	Edge Color	Frame Grom. Color	Desk Color	Approx. Packaged Weight	74P Edge (74P)	Knife Edge (KN)	3/8" Wood Band Edge (34S)	Wood Edge Veneer (VN)
Piano Desk with Partial Modesty Panel/ Partial Guest Modesty Panel • Consists of top, two legs, modesty panel, two transitional size end panels, ganging plates, one round leg, one 9" tall steel guest modesty panel along the long side, and all required assembly hardware • Each leg has two cable access grommet locations • Top has two cable access grommets above the corner legs • Top grommets allow for attachment of overhead storage units • Modesty panel allows for optional 10-wire electrical system (see Electrical section) • Piano end is 30" wide (15"radius)	Right	24 x 48 x 60"	TI244860/P/G	□□□	□	□□	□□□	□□	□□	□□	154.0#	$ 2580	$ 2819	$ 3249	$ 3494
	Right	24 x 48 x 66"	TI244866/P/G	□□□	□	□□	□□□	□□	□□	□□	162.0#	2698	2947	3398	3653
	Right	24 x 48 x 72"	TI244872/P/G	□□□	□	□□	□□□	□□	□□	□□	169.0#	2781	3036	3499	3759
	Right	30 x 48 x 66"	TI304866/P/G	□□□	□	□□	□□□	□□	□□	□□	172.0#	2824	3086	3556	3825
	Right	30 x 48 x 72"	TI304872/P/G	□□□	□	□□	□□□	□□	□□	□□	179.0#	2899	3169	3649	3925
	Left	24 x 48 x 60"	TI604824/P/G	□□□	□	□□	□□□	□□	□□	□□	154.0#	2580	2819	3249	3494
	Left	24 x 48 x 66"	TI664824/P/G	□□□	□	□□	□□□	□□	□□	□□	162.0#	2698	2947	3398	3653
	Left	24 x 48 x 72"	TI724824/P/G	□□□	□	□□	□□□	□□	□□	□□	169.0#	2781	3036	3499	3759
	Left	30 x 48 x 66"	TI664830/P/G	□□□	□	□□	□□□	□□	□□	□□	172.0#	2824	3086	3556	3825
	Left	30 x 48 x 72"	TI724830/P/G	□□□	□	□□	□□□	□□	□□	□□	179.0#	2899	3169	3649	3925

Ⓐ Ⓑ Ⓒ Ⓓ Ⓔ Ⓕ Ⓖ Ⓗ

HOW TO ORDER

Indicate the following information on order form:
1. Quantity of each item.
2. Model number, including options. See "How To Build a Model Number".
3. Any special service required.

Note: • The □ indicates that a choice is required.
- The absence of the □ indicates that no choice is required.
- Alpha-numeric characters in place of □ indicate that no other alternatives are available.

HOW TO BUILD A MODEL NUMBER

Ⓐ Select basic model.

Ⓑ Select edge style.
Knife edge (KN) adds 2" to the depth of the desk on the user's side.

74P	- 74P edge
KN	- Knife edge
34S	- 3/8" Wood band edge
VN	- Wood edge veneer

Ⓒ Select transition end panels.

B	- Both

Ⓓ Select surface grommet color.
Refer to the **Product Color Options** page in this price list.

Ⓔ Select surface finish.
Refer to the **Product Color Options** page in this price list.
Surface finish offerings are based on edge style selections. With 74P edge (74P), knife edge (KN), and wood band edge (34S), select from laminates. With wood edge veneer (VN), select from veneers.

Ⓕ Select edge color.
Refer to the **Product Color Options** page in this price list.
Edge color offerings are based on edge style selections. With 74P edge (74P) and knife edge (KN), select from 74P/knife colors. With wood edge veneer (VN), no edge color selection required. With wood band edge (34S), select wood edge colors.

Ⓖ Select frame grommet color.
Refer to the **Product Color Options** page in this price list.

Ⓗ Select desk color.
Refer to the **Product Color Options** page in this price list.

FINISH INFORMATION

Additional Laminate Offering
Additional laminates beyond KI standard offering, are available with two weeks extended leadtime. To specify additional laminates, use these designators followed by the supplier's color/pattern code:

Formica - LF/supplier's color pattern code
Nevamar - LN/supplier's color pattern code
Wilsonart - LW/supplier's color pattern code

KI's standard laminate finish is the supplier's recommended finish for that color/pattern.
Note: Nonstandard laminates from these suppliers (example: textured laminates) require a Product Modification Request.
Contact customer service for details.

SPECIAL SERVICES

Special Carton Marking

With specially marked information	N/C

Shipping
Ships **knocked down, FOB Pembroke, ON K8A 0E1, freight prepaid.** Freight class 70.

Specifications and prices are subject to change without prior notice.

True® Desking System
Piano Desk

KI

True® Desking System
Piano Desk

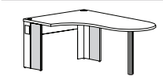

(B) Both transitional (Right)

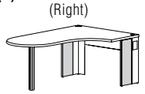

(B) Both transitional (Left)



(Left)



(Right)

Piano Desk top view

TRUE

MODEL	Dir.	D x W x L	MODEL NUMBER: Basic Model	Edge Style	End Panel	Surface Grom. Color	Surface Finish	Edge Color	Frame Grom. Color	Desk Color	Approx. Packaged Weight	74P Edge (74P)	Knife Edge (KN)	3/8" Wood Band Edge (34S)	Wood Edge Veneer (VN)
Piano Desk with Partial Modesty Panel/ No Partial Guest Modesty Panel • Consists of top, two legs, modesty panel, two transitional size end panels, ganging plates, one round leg, and all required assembly hardware • Each leg has two cable access grommet locations • Top has two cable access grommets above the corner legs • Top grommets allow for attachment of overhead storage units • Modesty panel allows for optional 10-wire electrical system (see Electrical section) • Piano end is 30" wide (15"radius)	Right	24 x 48 x 60"	TI244860/P/A	□□□	□	□□	□□□	□□	□□	□□	147.0#	$ 2390	$ 2627	$ 3056	$ 3301
	Right	24 x 48 x 66"	TI244866/P/A	□□□	□	□□	□□□	□□	□□	□□	154.0#	2490	2741	3193	3445
	Right	24 x 48 x 72"	TI244872/P/A	□□□	□	□□	□□□	□□	□□	□□	161.0#	2561	2818	3278	3541
	Right	30 x 48 x 66"	TI304866/P/A	□□□	□	□□	□□□	□□	□□	□□	164.0#	2619	2879	3352	3615
	Right	30 x 48 x 72"	TI304872/P/A	□□□	□	□□	□□□	□□	□□	□□	171.0#	2682	2948	3433	3705
	Left	24 x 48 x 60"	TI604824/P/A	□□□	□	□□	□□□	□□	□□	□□	147.0#	2390	2627	3056	3301
	Left	24 x 48 x 66"	TI664824/P/A	□□□	□	□□	□□□	□□	□□	□□	154.0#	2490	2741	3193	3445
	Left	24 x 48 x 72"	TI724824/P/A	□□□	□	□□	□□□	□□	□□	□□	161.0#	2561	2818	3278	3541
	Left	30 x 48 x 66"	TI664830/P/A	□□□	□	□□	□□□	□□	□□	□□	164.0#	2619	2879	3352	3615
	Left	30 x 48 x 72"	TI724830/P/A	□□□	□	□□	□□□	□□	□□	□□	171.0#	2682	2948	3433	3705

Ⓐ Ⓑ Ⓒ Ⓓ Ⓔ Ⓕ Ⓖ Ⓗ

HOW TO ORDER

Indicate the following information on order form:
1. Quantity of each item.
2. Model number, including options. See "How To Build a Model Number".
3. Any special service required.

Note: • The □ indicates that a choice is required.
- The absence of the □ indicates that no choice is required.
- Alpha-numeric characters in place of □ indicate that no other alternatives are available.

HOW TO BUILD A MODEL NUMBER

Ⓐ Select basic model.

Ⓑ Select edge style.
Knife edge (KN) adds 2" to the depth of the desk on the user's side.

74P	- 74P edge
KN	- Knife edge
34S	- 3/8" Wood band edge
VN	- Wood edge veneer

Ⓒ Select transition end panels.

B	- Both

Ⓓ Select surface grommet color.
Refer to the **Product Color Options** page in this price list.

Ⓔ Select surface finish.
Refer to the **Product Color Options** page in this price list.
Surface finish offerings are based on edge style selections. With 74P edge (74P), knife edge (KN), and wood band edge (34S), select from laminates. With wood edge veneer (VN), select from veneers.

Ⓕ Select edge color.
Refer to the **Product Color Options** page in this price list.
Edge color offerings are based on edge style selections. With 74P edge (74P) and knife edge (KN), select from 74P/knife colors. With wood edge veneer (VN), no edge color selection required. With wood band edge (34S), select wood edge colors.

Ⓖ Select frame grommet color.
Refer to the **Product Color Options** page in this price list.

Ⓗ Select desk color.
Refer to the **Product Color Options** page in this price list.

FINISH INFORMATION

Additional Laminate Offering
Additional laminates beyond KI standard offering, are available with two weeks extended leadtime.
To specify additional laminates, use these designators followed by the supplier's color/pattern code:

Formica - LF/supplier's color pattern code
Nevamar - LN/supplier's color pattern code
Wilsonart - LW/supplier's color pattern code

KI's standard laminate finish is the supplier's recommended finish for that color/pattern.
Note: Nonstandard laminates from these suppliers (example: textured laminates) require a Product Modification Request.
Contact customer service for details.

SPECIAL SERVICES

Special Carton Marking

With specially marked information	N/C

Shipping
Ships **knocked down, FOB Pembroke, ON K8A 0E1, freight prepaid.** Freight class 70.

Specifications and prices are subject to change without prior notice.

True® Desking System
Transitional Desk

True® Desking System
Transitional Desk

	MODEL	D x W x D	MODEL NUMBER Basic Model	Edge Style	End Panel	Center Grom.	Surface Grom. Color	Surface Finish	Edge Color	Frame Grom. Color	Desk Color	Approx. Packaged Weight	74P Edge (74P)	Knife Edge (KN)	3/8" Wood Band Edge (34S)	Wood Edge Veneer (VN)
TRUE	**Transitional Desk with Full Modesty Panel** • See images below • Desk reduces size from 30" on one end to 24" on opposite end • Consists of top, two legs, modesty panel, filler panel (full modesty panel), two end panels (optional transitional size), ganging plates, and all required assembly hardware. • Each leg has two cable access grommet locations • Top has two cable access grommets above the legs (66" and 72" wide have an optional third middle grommet used for mounting stanchions and not intended for routing cables) • Top grommets allow for attachment of overhead storage units • Modesty panel allows for optional 10-wire electrical system (see Electrical section)	24 x 42 x 30"	TTR244230/F	□□□	□	NCG	□□	□□□	□□	□□	□□	108.0#	$ 1914	$ 2080	$ 2375	$ 2544
		24 x 48 x 30"	TTR244830/F	□□□	□	NCG	□□	□□□	□□	□□	□□	116.0#	2016	2186	2488	2662
		24 x 54 x 30"	TTR245430/F	□□□	□	NCG	□□	□□□	□□	□□	□□	124.0#	2091	2266	2578	2758
		24 x 60 x 30"	TTR246030/F	□□□	□	NCG	□□	□□□	□□	□□	□□	137.0#	2196	2372	2698	2879
		24 x 66 x 30"	TTR246630/F	□□□	□	□□□	□□	□□□	□□	□□	□□	146.0#	2274	2459	2786	2979
		24 x 72 x 30"	TTR247230/F	□□□	□	□□□	□□	□□□	□□	□□	□□	154.0#	2417	2610	2959	3161
		30 x 42 x 24"	TTR304224/F	□□□	□	NCG	□□	□□□	□□	□□	□□	108.0#	1914	2080	2375	2544
		30 x 48 x 24"	TTR304824/F	□□□	□	NCG	□□	□□□	□□	□□	□□	116.0#	2016	2186	2488	2662
		30 x 54 x 24"	TTR305424/F	□□□	□	NCG	□□	□□□	□□	□□	□□	124.0#	2091	2266	2578	2758
		30 x 60 x 24"	TTR306024/F	□□□	□	NCG	□□	□□□	□□	□□	□□	137.0#	2196	2372	2698	2879
		30 x 66 x 24"	TTR306624/F	□□□	□	□□□	□□	□□□	□□	□□	□□	146.0#	2274	2459	2786	2979
		30 x 72 x 24"	TTR307224/F	□□□	□	□□□	□□	□□□	□□	□□	□□	154.0#	2417	2610	2959	3161
			Ⓐ	Ⓑ	Ⓒ	Ⓓ	Ⓔ	Ⓕ	Ⓖ	Ⓗ	Ⓘ					

HOW TO ORDER

Indicate the following information on order form:
1. Quantity of each item.
2. Model number, including options. See "How To Build a Model Number".
3. Any special service required.

Note: • The □ indicates that a choice is required.
- The absence of the □ indicates that no choice is required.
- Alpha-numeric characters in place of □ indicate that no other alternatives are available.

HOW TO BUILD A MODEL NUMBER

Ⓐ Select basic model.

Ⓑ Select edge style.
KN is not recommended in L-Shaped configurations.

74P	- 74P edge
KN	- Knife edge
34S	- 3/8" Wood band edge
VN	- Wood edge veneer

With 74P, KN and 34S edges, select from laminates for surface finish (Lxx). For edge color, 74P and KN, select from Exx colors and for 34S, select Mxx colors. For VN, select from Mxx for surface finish and do not select an edge color.

Ⓒ Select transition end panels.

B	- Two transitional end panels
L	- Left transitional end panel; add $75
R	- Right transitional end panel; add $75
S	- Two full end panels; add $146

Ⓓ Select desk center grommet option.

NCG	- No center grommet
YCG	- Yes center grommet

"YCG" option only available on 66" and 72" wide desks. "YCG" is needed to mount overheads, transaction surfaces or stanchion mounted privacy screens.

Ⓔ Select surface grommet color.
Refer to the **Product Color Options** page in this price list.

Ⓕ Select surface finish.
Refer to the **Product Color Options** page in this price list.
Surface finish offerings are based on edge style selections.

Ⓖ Select edge color.
Refer to the **Product Color Options** page in this price list.
Edge color offerings are based on edge style selections.

Ⓗ Select frame grommet color.
Refer to the **Product Color Options** page in this price list.

Ⓘ Select desk color.
Refer to the **Product Color Options** page in this price list.

FINISH INFORMATION

Additional Laminate Offering
Additional laminates beyond KI standard offering, are available with two weeks extended leadtime. To specify additional laminates, use these designators followed by the supplier's color/pattern code:

Formica - LF/supplier's color pattern code
Nevamar - LN/supplier's color pattern code
Wilsonart - LW/supplier's color pattern code

KI's standard laminate finish is the supplier's recommended finish for that color/pattern.
Note: Nonstandard laminates from these suppliers (example: textured laminates) require a Product Modification Request.
Contact customer service for details.

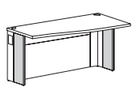

(B) Both transitional

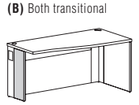

(L) Left transitional



(R) Right transitional

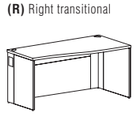

(S) Two full end panels

SPECIAL SERVICES

Special Carton Marking

With specially marked information	N/C

Shipping
Ships **knocked down, FOB Pembroke, ON K8A 0E1, freight prepaid.** Freight class 70.

Specifications and prices are subject to change without prior notice.

True® Desking System
Transitional Desk

True® Desking System
Transitional Desk

	MODEL	D x W x D	MODEL NUMBER Basic Model	Edge Style Ⓑ	End Panel Ⓒ	Center Grom. Ⓓ	Surface Grom. Color Ⓔ	Surface Finish Ⓕ	Edge Color Ⓖ	Frame Grom. Color Ⓗ	Desk Color Ⓘ	Approx. Packaged Weight	74P Edge (74P)	Knife Edge (KN)	3/8" Wood Band Edge (34S)	Wood Edge Veneer (VN)
TRUE	**Transitional Desk with Partial Modesty Panel** • See images below • Desk reduces size from 30" on one end to 24" on opposite end • Consists of top, two legs, modesty panel, two end panels (optional transitional size), ganging plates, and all required assembly hardware. • Each leg has two cable access grommet locations • Top has two cable access grommets above the legs (66" and 72" wide have an optional third middle grommet used for mounting stanchions and not intended for routing cables) • Top grommets allow for attachment of overhead storage units • Modesty panel allows for optional 10-wire electrical system (see Electrical section)	24 x 42 x 30"	TTR244230/P	□□□	□	NCG	□□	□□□	□□	□□	□□	99.0#	$ 1642	$ 1812	$ 2107	$ 2279
		24 x 48 x 30"	TTR244830/P	□□□	□	NCG	□□	□□□	□□	□□	□□	105.0#	1691	1862	2164	2336
		24 x 54 x 30"	TTR245430/P	□□□	□	NCG	□□	□□□	□□	□□	□□	112.0#	1740	1913	2226	2406
		24 x 60 x 30"	TTR246030/P	□□□	□	NCG	□□	□□□	□□	□□	□□	123.0#	1790	1971	2292	2477
		24 x 66 x 30"	TTR246630/P	□□□	□	□□□	□□	□□□	□□	□□	□□	130.0#	1841	2025	2357	2545
		24 x 72 x 30"	TTR247230/P	□□□	□	□□□	□□	□□□	□□	□□	□□	137.0#	1936	2129	2478	2680
		30 x 42 x 24"	TTR304224/P	□□□	□	NCG	□□	□□□	□□	□□	□□	99.0#	1642	1812	2107	2279
		30 x 48 x 24"	TTR304824/P	□□□	□	NCG	□□	□□□	□□	□□	□□	105.0#	1691	1862	2164	2336
		30 x 54 x 24"	TTR305424/P	□□□	□	NCG	□□	□□□	□□	□□	□□	112.0#	1740	1913	2226	2406
		30 x 60 x 24"	TTR306024/P	□□□	□	NCG	□□	□□□	□□	□□	□□	123.0#	1790	1971	2292	2477
		30 x 66 x 24"	TTR306624/P	□□□	□	□□□	□□	□□□	□□	□□	□□	130.0#	1841	2025	2357	2545
		30 x 72 x 24"	TTR307224/P	□□□	□	□□□	□□	□□□	□□	□□	□□	137.0#	1936	2129	2478	2680
				Ⓐ	Ⓑ	Ⓒ	Ⓓ	Ⓔ	Ⓕ	Ⓖ	Ⓗ	Ⓘ				

HOW TO ORDER

Indicate the following information on order form:
1. Quantity of each item.
2. Model number, including options. See "How To Build a Model Number".
3. Any special service required.

Note: • The □ indicates that a choice is required.
- The absence of the □ indicates that no choice is required.
- Alpha-numeric characters in place of □ indicate that no other alternatives are available.

HOW TO BUILD A MODEL NUMBER

Ⓐ Select basic model.

Ⓑ Select edge style.
KN is not recommended in L-Shaped configurations.

74P	- 74P edge
KN	- Knife edge
34S	- 3/8" Wood band edge
VN	- Wood edge veneer

With 74P, KN and 34S edges, select from laminates for surface finish (Lxx). For edge color, 74P and KN, select from Exx colors and for 34S, select Mxx colors. For VN, select from Mxx for surface finish and do not select an edge color.

Ⓒ Select transition end panels.

B	- Two transitional end panels
L	- Left transitional end panel; add $75
R	- Right transitional end panel; add $75
S	- Two full end panels; add $146

Ⓓ Select desk center grommet option.

NCG	- No center grommet
YCG	- Yes center grommet

"YCG" option only available on 66" and 72" wide desks. "YCG" is needed to mount overheads, transaction surfaces or stanchion mounted privacy screens.

Ⓔ Select surface grommet color.
Refer to the **Product Color Options** page in this price list.

Ⓕ Select surface finish.
Refer to the **Product Color Options** page in this price list.
Surface finish offerings are based on edge style selections.

Ⓖ Select edge color.
Refer to the **Product Color Options** page in this price list.
Edge color offerings are based on edge style selections.

Ⓗ Select frame grommet color.
Refer to the **Product Color Options** page in this price list.

Ⓘ Select desk color.
Refer to the **Product Color Options** page in this price list.

FINISH INFORMATION

Additional Laminate Offering
Additional laminates beyond KI standard offering, are available with two weeks extended leadtime. To specify additional laminates, use these designators followed by the supplier's color/pattern code:

Formica - LF/supplier's color pattern code
Nevamar - LN/supplier's color pattern code
Wilsonart - LW/supplier's color pattern code

KI's standard laminate finish is the supplier's recommended finish for that color/pattern.
Note: Nonstandard laminates from these suppliers (example: textured laminates) require a Product Modification Request.
Contact customer service for details.

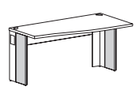

(B) Both transitional

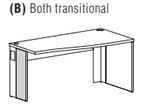

(L) Left transitional



(R) Right transitional

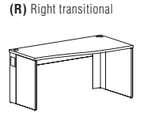

(S) Two full end panels

SPECIAL SERVICES

Special Carton Marking

With specially marked information	N/C

Shipping
Ships **knocked down, FOB Pembroke, ON K8A 0E1, freight prepaid.** Freight class 70.

Specifications and prices are subject to change without prior notice.

True® Desking System
Add-On Worksurfaces

KI

True® Desking System
Add-On Worksurfaces

	MODEL	DIA x W	MODEL NUMBER Basic Model	Edge Style Ⓑ	Surface Finish Ⓒ	Edge Color Ⓓ	Desk Color Ⓔ	Approx. Packaged Weight	74P Edge (74P)	Knife Edge (KN)	3/8" Wood Band Edge (34S)	Wood Edge Veneer (VN)
 TRUE	**Round Add-On Worksurface** • Consists of top, 36" or 42" diameter, leg, ganging plates for attaching to existing desks, and all required assembly hardware • Knife edge (KN) on curve with 74P on flat edge	36 x 24"	TAR24	□□□	□□□	□□	□□	45.0#	$ 1354	N/A	$ 1735	$ 1873
		42 x 30"	TAR30	□□□	□□□	□□	□□	56.0#	1590	N/A	2039	2198
 TRUE	**Half Round Add-On Worksurface** • Consists of top, 24" or 30" radius, leg, ganging plates for attaching to existing desks, and all required assembly hardware • Knife edge (KN) on curve with 74P on flat edge	48 x 24"	THR4824	□□□	□□□	□□	□□	46.0#	$ 721	$ 791	$ 924	$ 1002
		60 x 30"	THR6030	□□□	□□□	□□	□□	64.0#	848	930	1084	1168
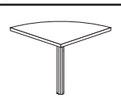 TRUE	**Quarter Round Add-On Worksurface** • Consists of top, 24" or 30" radius, leg, ganging plates for attaching to existing desks, and all required assembly hardware • Knife edge (KN) on curve with 74P on flat edges	24"	TQR24	□□□	□□□	□□	□□	29.0#	$ 468	$ 517	$ 597	$ 651
		30"	TQR30	□□□	□□□	□□	□□	38.0#	550	608	706	762

HOW TO ORDER

Indicate the following information on order form:
1. Quantity of each item.
2. Model number, including options. See "How To Build a Model Number".
3. Any special service required.

Note: • The □ indicates that a choice is required.
• The absence of the □ indicates that no choice is required.
• Alpha-numeric characters in place of □ indicate that no other alternatives are available.

HOW TO BUILD A MODEL NUMBER

Ⓐ Select basic model.

Ⓑ Select edge style.
Knife edge (KN) adds 2" to the depth of the worksurface.

74P	- 74P edge
KN	- Knife edge
34S	- 3/8" Wood band edge
VN	- Wood edge veneer

Ⓒ Select surface finish.
Refer to the **Product Color Options** page in this price list.
Surface finish offerings are based on edge style selections. With 74P edge (74P), knife edge (KN), and wood band edge (34S), select from laminates. With wood edge veneer (VN), select from veneers.

Ⓓ Select edge color.
Refer to the **Product Color Options** page in this price list.
Edge color offerings are based on edge style selections. With 74P edge (74P) and knife edge (KN), select from 74P/knife colors. With wood edge veneer (VN), no edge color selection required. With wood band edge (34S), select wood edge colors.

Ⓔ Select desk color.
Refer to the **Product Color Options** page in this price list.

FINISH INFORMATION

Additional Laminate Offering
Additional laminates beyond KI standard offering, are available with two weeks extended leadtime. To specify additional laminates, use these designators followed by the supplier's color/pattern code:

Formica - LF/supplier's color pattern code
Nevamar - LN/supplier's color pattern code
Wilsonart - LW/supplier's color pattern code

KI's standard laminate finish is the supplier's recommended finish for that color/pattern.
Note: Nonstandard laminates from these suppliers (example: textured laminates) require a Product Modification Request.
Contact customer service for details.

SPECIAL SERVICES

Special Carton Marking

With specially marked information	N/C

Shipping
Ships **knocked down, FOB Pembroke, ON K8A 0E1, freight prepaid.** Freight class 70.

Specifications and prices are subject to change without prior notice.

True® Desking System
Transaction Worksurfaces

KI

True® Desking System
Transaction Worksurfaces

	MODEL	W	MODEL NUMBER: Basic Model	Edge Style	Trim Color	Surface Finish	Edge Color	Desk Color	Approx. Packaged Weight	74P Edge (74P)	Knife Edge (KN)	3/8" Wood Band Edge (34S)	Wood Edge Veneer (VN)
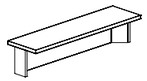 TRUE	**Standard Height Transaction Counter Straight** • Consists of top, two stanchions, steel privacy panel, and all required assembly hardware • Top of transaction surface is approximately 42" from floor • Space below transaction surface is 11-1/2" • Worksurface is 16" deep and overhangs 4" on guest side • Can mount transaction surface task lights underneath the surface ("TLT5" models) • Knife edge (KN) will have the knife edge only on the user side, the approach side will just have the standard 74P edge just like the approach side of the primary desk surface	24"	TSS24	□□□	□□□	□□□	□□	□□	25.0#	$ 620	$ 682	$ 795	$ 857
		30"	TSS30	□□□	□□□	□□□	□□	□□	29.0#	637	703	821	882
		36"	TSS36	□□□	□□□	□□□	□□	□□	33.0#	656	721	838	904
		42"	TSS42	□□□	□□□	□□□	□□	□□	38.0#	663	732	850	917
		48"	TSS48	□□□	□□□	□□□	□□	□□	42.0#	699	763	890	961
		54"	TSS54	□□□	□□□	□□□	□□	□□	46.0#	705	776	900	971
		60"	TSS60	□□□	□□□	□□□	□□	□□	50.0#	714	785	912	985
		66"	TSS66	□□□	□□□	□□□	□□	□□	54.0#	733	804	942	1014
		72"	TSS72	□□□	□□□	□□□	□□	□□	59.0#	763	842	976	1054
 TRUE	**Low Height Transaction Counter Straight** • Consists of top, two stanchions, steel privacy panel, and all required assembly hardware • Top of transaction surface is approximately 34" from floor • Space below transaction surface is 3-3/4" • Worksurface is 16" deep and overhangs 4" on guest side • Cannot mount task lights underneath the low transaction surface • Knife edge (KN) will have the knife edge only on the user side, the approach side will just have the standard 74P edge just like the approach side of the primary desk surface	24"	TLS24	□□□	□□□	□□□	□□	□□	18.0#	$ 745	$ 837	$ 1014	$ 895
		30"	TLS30	□□□	□□□	□□□	□□	□□	22.0#	759	862	1068	842
		36"	TLS36	□□□	□□□	□□□	□□	□□	25.0#	781	898	1131	897
		42"	TLS42	□□□	□□□	□□□	□□	□□	29.0#	804	936	1290	946
		48"	TLS48	□□□	□□□	□□□	□□	□□	33.0#	821	930	1295	993
		54"	TLS54	□□□	□□□	□□□	□□	□□	36.0#	857	985	1350	1051
		60"	TLS60	□□□	□□□	□□□	□□	□□	40.0#	866	1014	1353	1102
		66"	TLS66	□□□	□□□	□□□	□□	□□	43.0#	902	1063	1483	1169
		72"	TLS72	□□□	□□□	□□□	□□	□□	47.0#	927	1088	1484	1216
				Ⓐ	Ⓑ	Ⓒ	Ⓓ	Ⓔ	Ⓕ				

HOW TO ORDER

Indicate the following information on order form:
1. Quantity of each item.
2. Model number, including options. See "How To Build a Model Number".
3. Any special service required.

Note: • The □ indicates that a choice is required.
- The absence of the □ indicates that no choice is required.
- Alpha-numeric characters in place of □ indicate that no other alternatives are available.

HOW TO BUILD A MODEL NUMBER

Ⓐ Select basic model.

Ⓑ Select edge style.

74P	- 74P edge
KN	- Knife edge
34S	- 3/8" Wood band edge
VN	- Wood edge veneer

Ⓒ Select trim/extrusion color.
Refer to the **Product Color Options** page in this price list.

Ⓓ Select surface finish.
Refer to the **Product Color Options** page in this price list.
Surface finish offerings are based on edge style selections. With 74P edge (74P), knife edge (KN), and wood band edge (34S), select from laminates. With wood edge veneer (VN), select from veneers.

Ⓔ Select edge color.
Refer to the **Product Color Options** page in this price list.
Edge color offerings are based on edge style selections. With 74P edge (74P) and knife edge (KN), select from 74P/knife colors. With wood edge veneer (VN), no edge color selection required. With wood band edge (34S), select wood edge colors.

Ⓕ Select desk color.
Refer to the **Product Color Options** page in this price list.

FINISH INFORMATION

Additional Laminate Offering
Additional laminates beyond KI standard offering, are available with two weeks extended leadtime.
To specify additional laminates, use these designators followed by the supplier's color/pattern code:

Formica - LF/supplier's color pattern code
Nevamar - LN/supplier's color pattern code
Wilsonart - LW/supplier's color pattern code

KI's standard laminate finish is the supplier's recommended finish for that color/pattern.
Note: Nonstandard laminates from these suppliers (example: textured laminates) require a Product Modification Request.
Contact customer service for details.

SPECIAL SERVICES

Special Carton Marking

With specially marked information	N/C

Shipping
Ships **knocked down, FOB Pembroke, ON K8A 0E1, freight prepaid.** Freight class 70.

Specifications and prices are subject to change without prior notice.

True® Desking System
Transaction Worksurfaces

KI

True® Desking System
Transaction Worksurfaces

	MODEL	W-LEFT x W-RIGHT	MODEL NUMBER Basic Model	Edge Style	Trim Color	Surface Finish	Edge Color	Desk Color	Approx. Packaged Weight	74P Edge (74P)	Knife Edge (KN)	3/8" Wood Band Edge (34S)	Wood Edge Veneer (VN)
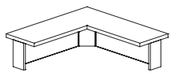 TRUE	**Standard Height Transaction Counter Corner** • Consists of top, three stanchions, steel privacy panels, and all required assembly hardware • Top of transaction surface is approximately 42" from floor • Space below transaction surface is 11-1/2" • Worksurface is 16" deep and overhangs 4" on guest side • Can mount transaction surface task lights underneath the surface ("TLT5" models) • Knife edge (KN) will have the knife edge only on the user side, the approach side will just have the standard 74P edge just like the approach side of the primary desk surface	42 x 42"	THC4242	□□□	□□□	□□□	□□	□□	66.0#	$ 1088	$ 1199	$ 1396	$ 1504
		48 x 48"	THC4848	□□□	□□□	□□□	□□	□□	74.0#	1148	1262	1467	1586
		48 x 60"	THC4860	□□□	□□□	□□□	□□	□□	83.0#	1190	1310	1524	1641
		48 x 66"	THC4866	□□□	□□□	□□□	□□	□□	87.0#	1225	1349	1571	1694
		48 x 72"	THC4872	□□□	□□□	□□□	□□	□□	91.0#	1285	1411	1641	1775
		60 x 48"	THC6048	□□□	□□□	□□□	□□	□□	83.0#	1190	1310	1524	1641
		66 x 48"	THC6648	□□□	□□□	□□□	□□	□□	87.0#	1225	1349	1571	1694
		72 x 48"	THC7248	□□□	□□□	□□□	□□	□□	91.0#	1285	1411	1641	1775
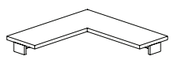 TRUE	**Low Height Transaction Counter Corner** • Consists of top, three stanchions, steel privacy panels, and all required assembly hardware • Top of transaction surface is approximately 34" from floor • Space below transaction surface is 3-3/4" • Worksurface is 16" deep and overhangs 4" on guest side • Cannot mount task lights underneath the low transaction surface • Knife edge (KN) will have the knife edge only on the user side, the approach side will just have the standard 74P edge just like the approach side of the primary desk surface	42 x 42"	TLC4242	□□□	□□□	□□□	□□	□□	51.0#	$ 1136	$ 1190	$ 1640	$ 1959
		48 x 48"	TLC4848	□□□	□□□	□□□	□□	□□	59.0#	1175	1227	1760	2220
		48 x 60"	TLC4860	□□□	□□□	□□□	□□	□□	66.0#	1243	1294	1907	2547
		48 x 66"	TLC4866	□□□	□□□	□□□	□□	□□	70.0#	1294	1344	2041	2714
		48 x 72"	TLC4872	□□□	□□□	□□□	□□	□□	73.0#	1316	1368	2041	2866
		60 x 48"	TLC6048	□□□	□□□	□□□	□□	□□	66.0#	1243	1294	1907	2547
		66 x 48"	TLC6648	□□□	□□□	□□□	□□	□□	70.0#	1294	1344	2041	2714
		72 x 48"	TLC7248	□□□	□□□	□□□	□□	□□	73.0#	1316	1368	2041	2866

Ⓐ Ⓑ Ⓒ Ⓓ Ⓔ Ⓕ

HOW TO ORDER

Indicate the following information on order form:
1. Quantity of each item.
2. Model number, including options. See "How To Build a Model Number".
3. Any special service required.

Note: • The □ indicates that a choice is required.
- The absence of the □ indicates that no choice is required.
- Alpha-numeric characters in place of □ indicate that no other alternatives are available.

HOW TO BUILD A MODEL NUMBER

Ⓐ Select basic model.

Ⓑ Select edge style.

74P	- 74P edge
KN	- Knife edge
34S	- 3/8" Wood band edge
VN	- Wood edge veneer

Ⓒ Select trim/extrusion color.
Refer to the **Product Color Options** page in this price list.

Ⓓ Select surface finish.
Refer to the **Product Color Options** page in this price list.
Surface finish offerings are based on edge style selections. With 74P edge (74P), knife edge (KN), and wood band edge (34S), select from laminates. With wood edge veneer (VN), select from veneers.

Ⓔ Select edge color.
Refer to the **Product Color Options** page in this price list.
Edge color offerings are based on edge style selections. With 74P edge (74P) and knife edge (KN), select from 74P/knife colors. With wood edge veneer (VN), no edge color selection required. With wood band edge (34S), select wood edge colors.

Ⓕ Select desk color.
Refer to the **Product Color Options** page in this price list.

FINISH INFORMATION

Additional Laminate Offering
Additional laminates beyond KI standard offering, are available with two weeks extended leadtime.
To specify additional laminates, use these designators followed by the supplier's color/pattern code:

Formica - LF/supplier's color pattern code
Nevamar - LN/supplier's color pattern code
Wilsonart - LW/supplier's color pattern code

KI's standard laminate finish is the supplier's recommended finish for that color/pattern.
Note: Nonstandard laminates from these suppliers (example: textured laminates) require a Product Modification Request.
Contact customer service for details.

SPECIAL SERVICES

Special Carton Marking

With specially marked information	N/C

Shipping
Ships **knocked down, FOB Pembroke, ON K8A 0E1, freight prepaid.** Freight class 70.

Specifications and prices are subject to change without prior notice.

True® Desking System Components

Privacy Screens - Exposed Frame

True® Desking System Components

Privacy Screens - Exposed Frame

	MODEL	Features	W	MODEL NUMBER Basic Model	Dir.	Paint Color	Insert Finish	Approx. Packaged Weight	Delivered Pricing
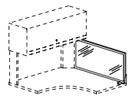 TRSC	**Single Desk Privacy Screen, stanchion/ end mount** • Exposed frame (core is translucent, frame painted) • Available in 18" height only • Attached to the desk with one stanchion support and one single grommet mounted bracket • Includes screen and all required mounting hardware except stanchion	Desk Width 24"	18"	TWSE24/E	□	□□□	□□□	7.0#	$ 290
		Desk Width 30"	24"	TWSE30/E	□	□□□	□□□	8.0#	322
		Desk Width 36"	30"	TWSE36/E	□	□□□	□□□	9.0#	399
		Desk Width 42"	36"	TWSE42/E	□	□□□	□□□	11.0#	474
		Desk Width 48"	42"	TWSE48/E	□	□□□	□□□	12.0#	545
		Desk Width 54"	48"	TWSE54/E	□	□□□	□□□	13.0#	615
		Desk Width 60"	54"	TWSE60/E	□	□□□	□□□	14.0#	663
		Desk Width 66"	60"	TWSE66/E	□	□□□	□□□	16.0#	734
		Desk Width 72"	66"	TWSE72/E	□	□□□	□□□	17.0#	807
 TRSC	**Single Desk Privacy Screen, end mount/ end mount** • Exposed frame (core is translucent, frame painted) • Available in 18" height only • Attached to the desk with two single grommet mounted brackets • Includes screen and all required mounting hardware	Desk Width 24"	24"	TWEE24/E		□□□	□□□	8.0#	$ 300
		Desk Width 30"	30"	TWEE30/E		□□□	□□□	9.0#	336
		Desk Width 36"	36"	TWEE36/E		□□□	□□□	10.0#	411
		Desk Width 42"	42"	TWEE42/E		□□□	□□□	11.0#	485
		Desk Width 48"	48"	TWEE48/E		□□□	□□□	13.0#	552
		Desk Width 54"	54"	TWEE54/E		□□□	□□□	14.0#	625
		Desk Width 60"	60"	TWEE60/E		□□□	□□□	15.0#	672
		Desk Width 66"	66"	TWEE66/E		□□□	□□□	17.0#	741
		Desk Width 72"	72"	TWEE72/E		□□□	□□□	18.0#	821
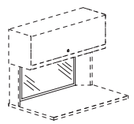 TRSC	**Single Desk Privacy Screen, between stanchions** • Exposed frame (core is translucent, frame painted) • Available in 18" height only • Attached between two stanchion supports • Includes screen and all required mounting hardware except stanchion • CANNOT be used simultaneously with Tool Rail (TATR)	Desk Width 24"	12"	TBS24/E		□□□	□□□	5.0#	$ 283
		Desk Width 30"	18"	TBS30/E		□□□	□□□	6.0#	316
		Desk Width 36"	24"	TBS36/E		□□□	□□□	7.0#	386
		Desk Width 42"	30"	TBS42/E		□□□	□□□	9.0#	464
		Desk Width 48"	36"	TBS48/E		□□□	□□□	10.0#	529
		Desk Width 54"	42"	TBS54/E		□□□	□□□	11.0#	608
		Desk Width 60"	48"	TBS60/E		□□□	□□□	13.0#	656
		Desk Width 66"	54"	TBS66/E		□□□	□□□	14.0#	728
		Desk Width 72"	60"	TBS72/E		□□□	□□□	15.0#	798

Ⓐ Ⓑ Ⓒ Ⓓ

HOW TO ORDER

Indicate the following information on order form:
1. Quantity of each item.
2. Model number, including options. See "How To Build a Model Number".
3. Any special service required.

Note: • The □ indicates that a choice is required.
- The absence of the □ indicates that no choice is required.
- Alpha-numeric characters in place of □ indicate that no other alternatives are available.

HOW TO BUILD A MODEL NUMBER

Ⓐ Select basic model.

Ⓑ Select direction.

L	- Left
R	- Right

Ⓒ Select paint color.
Refer to the **Product Color Options** page in this price list.

Ⓓ Select insert finish.
Refer to the **Product Color Options** page in this price list.

SPECIAL SERVICES

Special Carton Marking

With specially marked information N/C

Shipping

Ships **knocked down, FOB Pembroke, ON K8A 0E1, freight prepaid.** Freight class 70.

Specifications and prices are subject to change without prior notice.

True® Desking System Components
Privacy Screens - Exposed Frame

True® Desking System Components
Privacy Screens - Exposed Frame

	MODEL	Features	W	MODEL NUMBER Basic Model	Paint Color	Insert Finish	Approx. Packaged Weight	Delivered Pricing
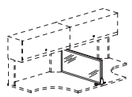 TRSC	**Shared Privacy Screen, stanchion/end mount** • Exposed frame (core is translucent, frame painted) • Available in 18" height only • Attached to the desk with one stanchion support and one double grommet mounted bracket • Includes screen and all required mounting hardware except stanchion	Desk Width 24"	18"	TSE24/E	□□□	□□□	6.0#	$ 290
		Desk Width 30"	24"	TSE30/E	□□□	□□□	7.0#	322
		Desk Width 36"	30"	TSE36/E	□□□	□□□	8.0#	399
		Desk Width 42"	36"	TSE42/E	□□□	□□□	10.0#	474
		Desk Width 48"	42"	TSE48/E	□□□	□□□	11.0#	545
		Desk Width 54"	48"	TSE54/E	□□□	□□□	13.0#	615
		Desk Width 60"	54"	TSE60/E	□□□	□□□	14.0#	663
		Desk Width 66"	60"	TSE66/E	□□□	□□□	15.0#	734
		Desk Width 72"	66"	TSE72/E	□□□	□□□	17.0#	807
 TRSC	**Shared Privacy Screen, end mount/end mount** • Exposed frame (core is translucent, frame painted) • Available in 18" height only • Mounts to the desk with two double grommet mounted brackets • Includes screen and all required mounting hardware	Desk Width 24"	24"	TEE24/E	□□□	□□□	7.0#	$ 300
		Desk Width 30"	30"	TEE30/E	□□□	□□□	9.0#	336
		Desk Width 36"	36"	TEE36/E	□□□	□□□	10.0#	411
		Desk Width 42"	42"	TEE42/E	□□□	□□□	11.0#	485
		Desk Width 48"	48"	TEE48/E	□□□	□□□	13.0#	552
		Desk Width 54"	54"	TEE54/E	□□□	□□□	14.0#	625
		Desk Width 60"	60"	TEE60/E	□□□	□□□	15.0#	672
		Desk Width 66"	66"	TEE66/E	□□□	□□□	17.0#	741
		Desk Width 72"	72"	TEE72/E	□□□	□□□	18.0#	821
				Ⓐ	Ⓑ	Ⓒ		

HOW TO ORDER

Indicate the following information on order form:
1. Quantity of each item.
2. Model number, including options. See "How To Build a Model Number".
3. Any special service required.

Note: • The □ indicates that a choice is required.
- The absence of the □ indicates that no choice is required.
- Alpha-numeric characters in place of □ indicate that no other alternatives are available.

HOW TO BUILD A MODEL NUMBER

Ⓐ Select basic model.

Ⓑ Select paint color.
Refer to the **Product Color Options** page in this price list.

Ⓒ Select insert finish.
Refer to the **Product Color Options** page in this price list.

SPECIAL SERVICES

Special Carton Marking

With specially marked information N/C

Shipping

Ships **knocked down, FOB Pembroke, ON K8A 0E1, freight prepaid.** Freight class 70.

Specifications and prices are subject to change without prior notice.

True® Desking System Components

Privacy Screens - Upholstered

True® Desking System Components

Privacy Screens - Upholstered

	MODEL	Features	W	MODEL NUMBER Basic Model	Dir.	Paint Color	Fabric Color	Approx. Packaged Weight	Delivered Pricing Fabric Grade 1 & C.O.M.	Delivered Pricing Fabric Grade 2	Delivered Pricing Fabric Grade 3 & Pallas Vertical Fabric Grade PV	Delivered Pricing Pallas Vertical Fabric Grade PV1	Delivered Pricing Pallas Vertical Fabric Grade PV2
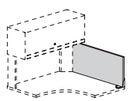 TRSC	**Single Desk Privacy Screen, stanchion/ end mount** • Upholstered (upholstered frame) fully tackable • Available in 18” height only • Attached to the desk with one stanchion support and one single grommet mounted bracket • 72” consists of two screens ganged together • Includes screen and all required mounting hardware except stanchion	Desk Width 24”	18”	TWSE24/U	□	□□	□□□□	7.0#	$ 282	$ 290	$ 301	$ 319	$ 334
		Desk Width 30”	24”	TWSE30/U	□	□□	□□□□	8.0#	312	322	341	360	375
		Desk Width 36”	30”	TWSE36/U	□	□□	□□□□	9.0#	383	398	417	438	459
		Desk Width 42”	36”	TWSE42/U	□	□□	□□□□	11.0#	459	474	495	527	547
		Desk Width 48”	42”	TWSE48/U	□	□□	□□□□	12.0#	524	545	562	595	622
		Desk Width 54”	48”	TWSE54/U	□	□□	□□□□	13.0#	590	615	640	674	706
		Desk Width 60”	54”	TWSE60/U	□	□□	□□□□	15.0#	640	663	691	733	762
		Desk Width 66”	60”	TWSE66/U	□	□□	□□□□	16.0#	707	734	763	810	845
		Desk Width 72”	66”	TWSE72/U	□	□□	□□□□	18.0#	780	807	842	889	925
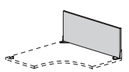 TRSC	**Single Desk Privacy Screen, end mount/ end mount** • Upholstered (upholstered frame) fully tackable • Available in 18” height only • Attached to the desk with two single grommet mounted brackets • 66” and 72” size consists of two screens ganged together • Includes screen and all required mounting hardware	Desk Width 24”	24”	TWEE24/U		□□	□□□□	7.0#	$ 288	$ 298	$ 312	$ 326	$ 345
		Desk Width 30”	30”	TWEE30/U		□□	□□□□	9.0#	320	334	348	370	383
		Desk Width 36”	36”	TWEE36/U		□□	□□□□	10.0#	392	410	426	452	468
		Desk Width 42”	42”	TWEE42/U		□□	□□□□	11.0#	466	485	502	534	556
		Desk Width 48”	48”	TWEE48/U		□□	□□□□	13.0#	531	552	576	611	635
		Desk Width 54”	54”	TWEE54/U		□□	□□□□	14.0#	603	625	652	691	714
		Desk Width 60”	60”	TWEE60/U		□□	□□□□	16.0#	652	674	706	745	780
		Desk Width 66”	66”	TWEE66/U		□□	□□□□	18.0#	715	745	780	823	855
		Desk Width 72”	72”	TWEE72/U		□□	□□□□	19.0#	787	821	853	902	941
					Ⓐ	Ⓑ Ⓒ	Ⓓ						

HOW TO ORDER

Indicate the following information on order form:
1. Quantity of each item.
2. Model number, including options. See “How To Build a Model Number”.
3. Any special service required.

Note: • The □ indicates that a choice is required.
- The absence of the □ indicates that no choice is required.
- Alpha-numeric characters in place of □ indicate that no other alternatives are available.

HOW TO BUILD A MODEL NUMBER

Ⓐ Select basic model.

Ⓑ Select direction.

L	- Left
R	- Right

Ⓒ Select paint color.
Refer to the **Product Color Options** page in this price list.

Ⓓ Select fabric color.
Refer to **ki.com/fabrics**

SPECIAL SERVICES

Special Carton Marking

With specially marked information	N/C

Shipping

Ships **knocked down, FOB Pembroke, ON K8A 0E1, freight prepaid.** Freight class 70.

Specifications and prices are subject to change without prior notice.

True® Desking System Components

Privacy Screens - Upholstered

True® Desking System Components

Privacy Screens - Upholstered

	MODEL	Features	W	MODEL NUMBER Basic Model	Paint Color	Fabric Color	Approx. Packaged Weight	Delivered Pricing Fabric Grade 1 & C.O.M.	Delivered Pricing Fabric Grade 2	Delivered Pricing Fabric Grade 3 & Pallas Vertical Fabric Grade PV	Delivered Pricing Pallas Vertical Fabric Grade PV1	Delivered Pricing Pallas Vertical Fabric Grade PV2
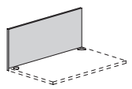 TRSC	**Single Desk Privacy Screen, mounted behind worksurface** • Upholstered (upholstered frame) fully tackable • Available in two heights: 20" matches the height of the stanchion mounted screen; 38" matches the height of an overhead storage unit • Mounts behind the back edge of the worksurface on brackets that attach to the underside of the worksurface • Adds 1" to overall depth of work station • 66" and 72" size consists of two screens ganged together • Includes screen and all required mounting hardware	Desk Width 24"	20"	TBW2024	□□	□□□□	9.0#	$ 288	$ 298	$ 312	$ 326	$ 345
		Desk Width 30"	20"	TBW2030	□□	□□□□	11.0#	320	334	348	370	383
		Desk Width 36"	20"	TBW2036	□□	□□□□	12.0#	392	410	426	452	468
		Desk Width 42"	20"	TBW2042	□□	□□□□	14.0#	466	485	502	534	556
		Desk Width 48"	20"	TBW2048	□□	□□□□	15.0#	531	552	576	611	635
		Desk Width 54"	20"	TBW2054	□□	□□□□	18.0#	603	625	652	691	714
		Desk Width 60"	20"	TBW2060	□□	□□□□	20.0#	652	674	706	745	780
		Desk Width 66"	20"	TBW2066	□□	□□□□	22.0#	715	745	780	823	855
		Desk Width 72"	20"	TBW2072	□□	□□□□	24.0#	787	821	853	902	941
		Desk Width 24"	38"	TBW3824	□□	□□□□	17.0#	506	531	550	584	609
		Desk Width 30"	38"	TBW3830	□□	□□□□	20.0#	563	587	612	650	670
		Desk Width 36"	38"	TBW3836	□□	□□□□	23.0#	694	723	749	796	827
		Desk Width 42"	38"	TBW3842	□□	□□□□	25.0#	822	854	888	942	977
		Desk Width 48"	38"	TBW3848	□□	□□□□	28.0#	936	971	1012	1074	1113
		Desk Width 54"	38"	TBW3854	□□	□□□□	34.0#	1057	1101	1144	1210	1260
		Desk Width 60"	38"	TBW3860	□□	□□□□	36.0#	1144	1189	1239	1311	1363
		Desk Width 66"	38"	TBW3866	□□	□□□□	42.0#	1260	1310	1363	1442	1500
		Desk Width 72"	38"	TBW3872	□□	□□□□	45.0#	1384	1441	1496	1586	1650
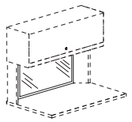 TRSC	**Single Desk Privacy Screen, between stanchions** • Upholstered (upholstered frame) fully tackable • Available in 18" height only • Attached between two stanchion supports • Includes screen and all required mounting hardware except stanchion • CANNOT be used simultaneously with Tool Rail (TATR)	Desk Width 24"	12"	TBS24/U	□□	□□□□	5.0#	$ 268	$ 283	$ 293	$ 308	$ 320
		Desk Width 30"	18"	TBS30/U	□□	□□□□	6.0#	301	316	323	347	361
		Desk Width 36"	24"	TBS36/U	□□	□□□□	8.0#	375	386	407	428	448
		Desk Width 42"	30"	TBS42/U	□□	□□□□	9.0#	448	464	483	509	532
		Desk Width 48"	36"	TBS48/U	□□	□□□□	11.0#	505	529	548	583	604
		Desk Width 54"	42"	TBS54/U	□□	□□□□	12.0#	584	608	628	666	699
		Desk Width 60"	48"	TBS60/U	□□	□□□□	13.0#	628	656	681	723	749
		Desk Width 66"	54"	TBS66/U	□□	□□□□	15.0#	701	728	755	799	829
		Desk Width 72"	60"	TBS72/U	□□	□□□□	16.0#	772	798	828	881	912
				Ⓐ	Ⓑ	Ⓒ						

HOW TO ORDER

Indicate the following information on order form:
1. Quantity of each item.
2. Model number, including options. See "How To Build a Model Number".
3. Any special service required.

Note: • The □ indicates that a choice is required.
- The absence of the □ indicates that no choice is required.
- Alpha-numeric characters in place of □ indicate that no other alternatives are available.

HOW TO BUILD A MODEL NUMBER

Ⓐ Select basic model.

Ⓑ Select paint color.
Refer to the **Product Color Options** page in this price list.

Ⓒ Select fabric color.
Refer to **ki.com/fabrics**

SPECIAL SERVICES

Special Carton Marking

With specially marked information	N/C

Shipping

Ships **knocked down, FOB Pembroke, ON K8A 0E1, freight prepaid.** Freight class 70.

Specifications and prices are subject to change without prior notice.

True® Desking System Components

Privacy Screens - Upholstered

True® Desking System Components

Privacy Screens - Upholstered

	MODEL	H x W-LEFT x W-RIGHT	MODEL NUMBER			Approx. Packaged Weight	Delivered Pricing Fabric Grade 1 & C.O.M.	Delivered Pricing Fabric Grade 2	Delivered Pricing Fabric Grade 3 & Pallas Vertical Fabric Grade PV	Delivered Pricing Pallas Vertical Fabric Grade PV1	Delivered Pricing Pallas Vertical Fabric Grade PV2
			Basic Model	Paint Color	Fabric Color						
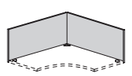 TRSC	**Single Desk Corner Privacy Screen, mounted behind worksurface** • Upholstered (upholstered frame) fully tackable • Available in two heights: 20" matches the height of the stanchion mounted screen; 38" matches the height of an overhead storage unit • Mounts behind the back edge of the worksurface on brackets that attach to the underside of the worksurface • Adds 1" to overall depth of workstation • 66" and 72" size consists of two screens ganged together • Includes screen and all required mounting hardware	20 x 42 x 42"	BWSC204242	☐☐	☐☐☐☐	28.0#	$ 932	$ 970	$ 1010	$ 1071	$ 1110
		20 x 48 x 48"	BWSC204848	☐☐	☐☐☐☐	30.0#	1063	1106	1151	1217	1267
		20 x 48 x 60"	BWSC204860	☐☐	☐☐☐☐	35.0#	1180	1227	1278	1354	1408
		20 x 48 x 66"	BWSC204866	☐☐	☐☐☐☐	37.0#	1250	1295	1350	1434	1488
		20 x 48 x 72"	BWSC204872	☐☐	☐☐☐☐	39.0#	1319	1370	1427	1514	1572
		20 x 60 x 48"	BWSC206048	☐☐	☐☐☐☐	35.0#	1180	1227	1278	1354	1408
		20 x 66 x 48"	BWSC206648	☐☐	☐☐☐☐	37.0#	1250	1295	1350	1434	1488
		20 x 72 x 48"	BWSC207248	☐☐	☐☐☐☐	39.0#	1319	1370	1427	1514	1572
		38 x 42 x 42"	BWSC384242	☐☐	☐☐☐☐	50.0#	1638	1704	1770	1879	1958
		38 x 48 x 48"	BWSC384848	☐☐	☐☐☐☐	56.0#	1867	1944	2021	2145	2226
		38 x 48 x 60"	BWSC384860	☐☐	☐☐☐☐	64.0#	2076	2159	2246	2382	2475
		38 x 48 x 66"	BWSC384866	☐☐	☐☐☐☐	70.0#	2196	2284	2369	2517	2615
		38 x 48 x 72"	BWSC384872	☐☐	☐☐☐☐	73.0#	2319	2412	2509	2659	2765
		38 x 60 x 48"	BWSC386048	☐☐	☐☐☐☐	64.0#	2076	2159	2246	2382	2475
		38 x 66 x 48"	BWSC386648	☐☐	☐☐☐☐	70.0#	2196	2284	2369	2517	2615
		38 x 72 x 48"	BWSC387248	☐☐	☐☐☐☐	73.0#	2319	2412	2509	2659	2765
			Ⓐ	Ⓑ	Ⓒ						

HOW TO ORDER

Indicate the following information on order form:
1. Quantity of each item.
2. Model number, including options. See "How To Build a Model Number".
3. Any special service required.

Note: • The ☐ indicates that a choice is required.
- The absence of the ☐ indicates that no choice is required.
- Alpha-numeric characters in place of ☐ indicate that no other alternatives are available.

HOW TO BUILD A MODEL NUMBER

Ⓐ Select basic model.

Ⓑ Select paint color.
Refer to the **Product Color Options** page in this price list.

Ⓒ Select fabric color.
Refer to **ki.com/fabrics**

SPECIAL SERVICES

Special Carton Marking

With specially marked information N/C

Shipping

Ships **knocked down, FOB Pembroke, ON K8A 0E1, freight prepaid.** Freight class 70.

Specifications and prices are subject to change without prior notice.

True® Desking System Components

Privacy Screens - Upholstered

True® Desking System Components

Privacy Screens - Upholstered

	MODEL	Features	W	MODEL NUMBER Basic Model	Paint Color	Fabric Color	Approx. Packaged Weight	Delivered Pricing Fabric Grade 1 & C.O.M.	Delivered Pricing Fabric Grade 2	Delivered Pricing Fabric Grade 3 & Pallas Vertical Fabric Grade PV	Delivered Pricing Pallas Vertical Fabric Grade PV1	Delivered Pricing Pallas Vertical Fabric Grade PV2
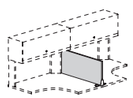 TRSC	**Shared Privacy Screen, stanchion/end mount** • Upholstered (upholstered frame) fully tackable • Available in 18" height only • Attached to the desk with one stanchion support and one double grommet mounted bracket • 72" size consists of two screens ganged together • Includes screen and all required mounting hardware except stanchion	Desk Width 24"	18"	TSE24/U	□□	□□□□	6.0#	$ 282	$ 290	$ 301	$ 319	$ 334
		Desk Width 30"	24"	TSE30/U	□□	□□□□	7.0#	312	322	341	360	375
		Desk Width 36"	30"	TSE36/U	□□	□□□□	9.0#	383	399	417	438	459
		Desk Width 42"	36"	TSE42/U	□□	□□□□	10.0#	459	474	495	527	547
		Desk Width 48"	42"	TSE48/U	□□	□□□□	11.0#	524	545	562	595	622
		Desk Width 54"	48"	TSE54/U	□□	□□□□	13.0#	590	615	640	674	706
		Desk Width 60"	54"	TSE60/U	□□	□□□□	14.0#	640	663	691	733	762
		Desk Width 66"	60"	TSE66/U	□□	□□□□	16.0#	707	734	763	810	845
		Desk Width 72"	66"	TSE72/U	□□	□□□□	18.0#	780	807	842	889	925
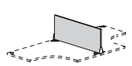 TRSC	**Shared Privacy Screen, end mount/end mount** • Upholstered (upholstered frame) fully tackable • Available in 18" height only • Mounts to the desk with two double grommet mounted brackets • 66" and 72" size consists of two screens ganged together • Includes screen and all required mounting hardware	Desk Width 24"	24"	TEE24/U	□□	□□□□	7.0#	$ 288	$ 298	$ 312	$ 326	$ 345
		Desk Width 30"	30"	TEE30/U	□□	□□□□	8.0#	320	334	348	370	383
		Desk Width 36"	36"	TEE36/U	□□	□□□□	10.0#	392	410	426	452	468
		Desk Width 42"	42"	TEE42/U	□□	□□□□	11.0#	466	485	502	534	556
		Desk Width 48"	48"	TEE48/U	□□	□□□□	13.0#	531	552	576	611	635
		Desk Width 54"	54"	TEE54/U	□□	□□□□	14.0#	603	625	652	691	714
		Desk Width 60"	60"	TEE60/U	□□	□□□□	15.0#	652	674	706	745	780
		Desk Width 66"	66"	TEE66/U	□□	□□□□	17.0#	715	745	780	823	855
		Desk Width 72"	72"	TEE72/U	□□	□□□□	19.0#	787	821	853	902	941
					Ⓐ	Ⓑ	Ⓒ					

HOW TO ORDER

Indicate the following information on order form:
1. Quantity of each item.
2. Model number, including options. See "How To Build a Model Number".
3. Any special service required.

Note: • The □ indicates that a choice is required.
- The absence of the □ indicates that no choice is required.
- Alpha-numeric characters in place of □ indicate that no other alternatives are available.

HOW TO BUILD A MODEL NUMBER

Ⓐ Select basic model.

Ⓑ Select frame paint color.
Refer to the **Product Color Options** page in this price list.

Ⓒ Select fabric color.
Refer to **ki.com/fabrics**

SPECIAL SERVICES

Special Carton Marking

With specially marked information	N/C

Shipping

Ships **knocked down, FOB Pembroke, ON K8A 0E1, freight prepaid.** Freight class 70.

Specifications and prices are subject to change without prior notice.

True® Desking System Components
Tool Rails

True® Desking System Components
Tool Rails

	MODEL	Features	W	MODEL NUMBER Basic Model	MODEL NUMBER Paint Color	Approx. Packaged Weight	Delivered Pricing
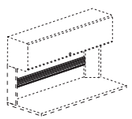 TRAC	**Tool Rail, stanchion/stanchion mounted** • Accomodates paper management components • Mounts between stanchions • Field installable • Painted aluminum construction • Consists of four slots to accept components • Actual length is 12" shorter than work-surface • Stanchions ordered with overhead or individually (TST19 and TST11) • CANNOT be used simultaneously with stanchion mounted Privacy Screen (TBS)	Desk width 24"	12"	TATR24/SS	☐☐	3.0#	$ 164
		Desk width 30"	18"	TATR30/SS	☐☐	3.0#	169
		Desk width 36"	24"	TATR36/SS	☐☐	3.0#	177
		Desk width 42"	30"	TATR42/SS	☐☐	4.0#	186
		Desk width 48"	36"	TATR48/SS	☐☐	5.0#	197
		Desk width 54"	42"	TATR54/SS	☐☐	5.0#	226
		Desk width 60"	48"	TATR60/SS	☐☐	6.0#	249
		Desk width 66"	54"	TATR66/SS	☐☐	7.0#	262
		Desk width 72"	60"	TATR72/SS	☐☐	8.0#	276
				Ⓐ	Ⓑ		

HOW TO ORDER

Indicate the following information on order form:
1. Quantity of each item.
2. Model number, including options. See "How To Build a Model Number".
3. Any special service required.

Note: • The ☐ indicates that a choice is required.
- The absence of the ☐ indicates that no choice is required.
- Alpha-numeric characters in place of ☐ indicate that no other alternatives are available.

HOW TO BUILD A MODEL NUMBER

Ⓐ Select basic model.

Ⓑ Select paint color.
Refer to the **Product Color Options** page in this price list.

SPECIAL SERVICES

Special Carton Marking

With specially marked information	N/C

Shipping

Ships **knocked down, FOB Pembroke, ON K8A 0E1, freight prepaid.** Freight class 70.

Specifications and prices are subject to change without prior notice.

True® Desking System Components
Paper Management

True® Desking System Components
Paper Management

	MODEL	H x W x D	MODEL NUMBER: Basic Model	MODEL NUMBER: Accessory Color	Approx. Packaged Weight	Delivered Pricing
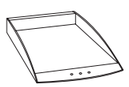 HRDPT	**Paper Tray** • Plastic construction • Stores letter or legal size documents • Suspends from tool rail • Suitable for free-standing worksurface or overhead location	2 x 9-1/2 x 14”	PPLL	□□	1.0#	$ 52
 HRDPT	**Diagonal Storage** • Plastic construction • Suspends only from tool rail • Suitable for free-standing worksurface or overhead location • Three slanted partitions per unit • Dividers in black only	2-1/2 x 7 x 12-1/2”	PPDS	□□	4.0#	$ 52
			Ⓐ	Ⓑ		

HOW TO ORDER

Indicate the following information on order form:
1. Quantity of each item.
2. Model number, including options. See “How To Build a Model Number”.
3. Any special service required.

Note: • The □ indicates that a choice is required.
- The absence of the □ indicates that no choice is required.
- Alpha-numeric characters in place of □ indicate that no other alternatives are available.

HOW TO BUILD A MODEL NUMBER

Ⓐ Select basic model.

Ⓑ Select accessory color.
Refer to the **Product Color Options** page in this price list.

SPECIAL SERVICES

Special Carton Marking

With specially marked information	N/C

Shipping

Ships **knocked down, FOB Manitowoc, WI 54220, freight prepaid.** Freight class 70.

Specifications and prices are subject to change without prior notice.

True® Desking System Components
Paper Management

True® Desking System Components
Paper Management

	MODEL	H x W x D	MODEL NUMBER Basic Model	MODEL NUMBER Accessory Color	Approx. Packaged Weight	Delivered Pricing
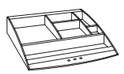	**Accessory Tray** • Injection molded plastic • Stores stamps, tape dispenser, post-it pads and paper clips • Suspends from tool rail	2 x 9 1/2 x 10"	PPAT	☐☐	6.0#	$ 43
HRDPT						
	**Pencil Cup** • Injection molded plastic construction • Suspends from tool rail	4 x 4 x 3 1/2"	PPPC	☐☐	0.3#	$ 43
HRDPT						
			Ⓐ	Ⓑ		

HOW TO ORDER

Indicate the following information on order form:
1. Quantity of each item.
2. Model number, including options. See "How To Build a Model Number".
3. Any special service required.

Note: • The ☐ indicates that a choice is required.
- The absence of the ☐ indicates that no choice is required.
- Alpha-numeric characters in place of ☐ indicate that no other alternatives are available.

HOW TO BUILD A MODEL NUMBER

Ⓐ Select basic model.

Ⓑ Select accessory color.
Refer to the **Product Color Options** page in this price list.

SPECIAL SERVICES

Special Carton Marking

With specially marked information	N/C

Shipping

Ships **knocked down, FOB Manitowoc, WI 54220, freight prepaid.** Freight class 70.

Specifications and prices are subject to change without prior notice.

True® Desking System Components
Balance® Overhead Storage

True® Desking System Components
Balance® Overhead Storage

	MODEL	W	MODEL NUMBER: Basic Model	Cabinet Paint Color	Upper Door Solid Color	Stanchion Door Color	Lock Option	Lock Color	Approx. Packaged Weight	Delivered Pricing
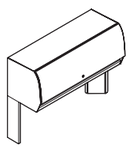 BOH	**Solid Color Upper Door** • Stanchions and mounting brackets included • The KI Balance® Overhead allows users the option to interchange from a True® Desk mount solution to a KI office panel system • Colored or translucent extruded door • Painted cabinet and lower door • Shelf dividers available separately • Cabinet is fully assembled	30"	BLCS30/TR	□□	□□□	□□□	□□□	□□□	52.0#	$ 1716
		36"	BLCS36/TR	□□	□□□	□□□	□□□	□□□	58.0#	1755
		42"	BLCS42/TR	□□	□□□	□□□	□□□	□□□	58.0#	1793
		48"	BLCS48/TR	□□	□□□	□□□	□□□	□□□	64.0#	1880
		54"	BLCS54/TR	□□	□□□	□□□	□□□	□□□	70.0#	1997
		60"	BLCS60/TR	□□	□□□	□□□	□□□	□□□	78.0#	2024
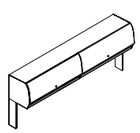 BOH	**Solid Color Upper Door** • Stanchions and mounting brackets included • The KI Balance® Overhead allows users the option to interchange from a True® Desk mount solution to a KI office panel system • Colored or translucent extruded door • Painted cabinet and lower door • Shelf dividers available separately • Cabinet is fully assembled	66"	BLCS66D/TR	□□	□□□	□□□	□□□	□□□	92.0#	$ 3184
		72"	BLCS72D/TR	□□	□□□	□□□	□□□	□□□	116.0#	3260
			Ⓐ	Ⓑ	Ⓒ	Ⓓ	Ⓔ	Ⓕ		

HOW TO ORDER

Indicate the following information on order form:
1. Quantity of each item.
2. Model number, including options. See “How To Build a Model Number”.
3. Any special service required.

Note: • The □ indicates that a choice is required.
- The absence of the □ indicates that no choice is required.
- Alpha-numeric characters in place of □ indicate that no other alternatives are available.

HOW TO BUILD A MODEL NUMBER

Ⓐ Select basic model.

Ⓑ Select cabinet paint color.
Refer to the **Product Color Options** page in this price list.

Ⓒ Select upper door solid color.
Refer to the **Product Color Options** page in this price list.

Ⓓ Select stanchion door color.
Refer to the **Product Color Options** page in this price list.

Ⓔ Select lock option.

KS	- Key standard
NLC	- No lock core
KA	- Key alike

Ⓕ Select lock color.
Refer to the **Product Color Options** page in this price list.

BLCS, BLCL, BLSF

Overhead Width	30"	36"	42"	48"	54"	60"	66"	72"
Door Overhang in Open Position	3"	3"	3"	3"	3"	3"	3"	3"
No. of Doors	1	1	1	1	1	1	2	2
Inside Width of Overhead	27-3/4"	33-3/4"	39-3/4"	45-3/4"	51-3/4"	57-3/4"	63-3/4"	69-3/4"
Dimension Between Sets at Workstations	18"	24"	30"	36"	42"	48"	54"	60"

SPECIAL SERVICES

Special Carton Marking

With specially marked information	N/C

Shipping

Ships **assembled, FOB Manitowoc, WI 54220, freight prepaid.** Freight class 77.5.

Specifications and prices are subject to change without prior notice.

True® Desking System Components
Balance® Overhead Storage

True® Desking System Components
Balance® Overhead Storage

	MODEL	W	MODEL NUMBER: Basic Model	Cabinet Paint Color	Upper Door Laminate	Stanchion Door Color	Laminate Door Edge Color	Lock Option	Lock Color	Approx. Packaged Weight	Delivered Pricing
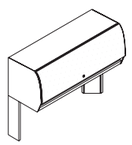 BOH	**Laminate Upper Door** • Stanchions and mounting brackets included • The KI Balance® Overhead allows users the option to interchange from a True® Desk mount solution to a KI office panel system • Laminate covered upper door • Painted cabinet and lower door • Shelf dividers available separately • Cabinet is fully assembled	30"	BLCL30/TR	□□	□□□	□□□	□□□	□□□	□□□	52.0#	$ 2037
		36"	BLCL36/TR	□□	□□□	□□□	□□□	□□□	□□□	52.0#	2111
		42"	BLCL42/TR	□□	□□□	□□□	□□□	□□□	□□□	58.0#	2189
		48"	BLCL48/TR	□□	□□□	□□□	□□□	□□□	□□□	64.0#	2292
		54"	BLCL54/TR	□□	□□□	□□□	□□□	□□□	□□□	64.0#	2479
		60"	BLCL60/TR	□□	□□□	□□□	□□□	□□□	□□□	78.0#	2518
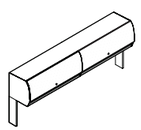 BOH	**Laminate Upper Door** • Stanchions and mounting brackets included • The KI Balance® Overhead allows users the option to interchange from a True® Desk mount solution to a KI office panel system • Laminate covered upper door • Painted cabinet and lower door • Shelf dividers available separately • Cabinet is fully assembled	66"	BLCL66D/TR	□□	□□□	□□□	□□□	□□□	□□□	91.0#	$ 3849
		72"	BLCL72D/TR	□□	□□□	□□□	□□□	□□□	□□□	104.0#	4008
			Ⓐ	Ⓑ	Ⓒ	Ⓓ	Ⓔ	Ⓕ	Ⓖ		

HOW TO ORDER

Indicate the following information on order form:
1. Quantity of each item.
2. Model number, including options. See “How To Build a Model Number”.
3. Any special service required.

Note: • The □ indicates that a choice is required.
- The absence of the □ indicates that no choice is required.
- Alpha-numeric characters in place of □ indicate that no other alternatives are available.

HOW TO BUILD A MODEL NUMBER

Ⓐ Select basic model.

Ⓑ Select cabinet paint color.
Refer to the **Product Color Options** page in this price list.

Ⓒ Select upper door laminate color.
Refer to the **Product Color Options** page in this price list.

Ⓓ Select stanchion door color.
Refer to the **Product Color Options** page in this price list.

Ⓔ Select laminate door edge color.
Refer to the **Product Color Options** page in this price list.

Ⓕ Select lock option.

KS	- Key standard
NLC	- No lock core
KA	- Key alike

Ⓖ Select lock color.
Refer to the **Product Color Options** page in this price list.

BLCS, BLCL, BLSF

Overhead Width	30"	36"	42"	48"	54"	60"	66"	72"
Door Overhang in Open Position	3"	3"	3"	3"	3"	3"	3"	3"
No. of Doors	1	1	1	1	1	1	2	2
Inside Width of Overhead	27-3/4"	33-3/4"	39-3/4"	45-3/4"	51-3/4"	57-3/4"	63-3/4"	69-3/4"
Dimension Between Sets at Workstations	18"	24"	30"	36"	42"	48"	54"	60"

FINISH INFORMATION

Additional Laminate Offering
Additional laminates beyond KI standard offering, are available with two weeks extended leadtime. To specify additional laminates, use these designators followed by the supplier’s color/pattern code:

Formica - LF/supplier’s color pattern code
Nevamar - LN/supplier’s color pattern code
Wilsonart - LW/supplier’s color pattern code

KI’s standard laminate finish is the supplier’s recommended finish for that color/pattern.
Note: Nonstandard laminates from these suppliers (example: textured laminates) require a Product Modification Request.
Contact customer service for details.

SPECIAL SERVICES

Special Carton Marking

With specially marked information	N/C

Shipping
Ships **assembled, FOB Manitowoc, WI 54220, freight prepaid.** Freight class 77.5.

Specifications and prices are subject to change without prior notice.

True® Desking System Components
Balance® Overhead Storage

True® Desking System Components
Balance® Overhead Storage

	MODEL	W	MODEL NUMBER: Basic Model	Cabinet Paint Color	Fabric Color	Stanchion Door Color	Lock Option	Lock Color	Approx. Packaged Weight	Delivered Pricing Fabric Grade 1 & C.O.M.	Delivered Pricing Fabric Grade 2	Delivered Pricing Fabric Grade 3 & Pallas Vertical Fabric Grade PV	Delivered Pricing Pallas Vertical Fabric Grade PV1	Delivered Pricing Pallas Vertical Fabric Grade PV2
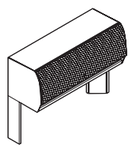 BOH	**Fabric Upper Door** • Stanchions and mounting brackets included • The KI Balance® Overhead allows users the option to interchange from a True® Desk mount solution to a KI office panel system • Fabric covered upper door • Painted cabinet and lower door • Shelf dividers available separately • Cabinet is fully assembled	30"	BLCF30/TR	□□	□□□□	□□□	□□□	□□□	46.0#	$ 1843	$ 1858	$ 1879	$ 1911	$ 1938
		36"	BLCF36/TR	□□	□□□□	□□□	□□□	□□□	52.0#	1879	1892	1921	1952	1976
		42"	BLCF42/TR	□□	□□□□	□□□	□□□	□□□	58.0#	1920	1932	1963	1990	2022
		48"	BLCF48/TR	□□	□□□□	□□□	□□□	□□□	64.0#	2010	2024	2052	2085	2115
		54"	BLCF54/TR	□□	□□□□	□□□	□□□	□□□	70.0#	2148	2162	2198	2227	2263
		60"	BLCF60/TR	□□	□□□□	□□□	□□□	□□□	78.0#	2173	2187	2219	2257	2291
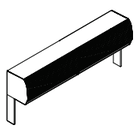 BOH	**Fabric Upper Door** • Stanchions and mounting brackets included • The KI Balance® Overhead allows users the option to interchange from a True® Desk mount solution to a KI office panel system • Fabric covered upper door • Painted cabinet and lower door • Shelf dividers available separately • Cabinet is fully assembled	66"	BLCF66D/TR	□□	□□□□	□□□	□□□	□□□	91.0#	$ 3425	$ 3453	$ 3506	$ 3566	$ 3817
		72"	BLCF72D/TR	□□	□□□□	□□□	□□□	□□□	104.0#	3505	3535	3588	3645	3697
				Ⓑ	Ⓒ	Ⓓ	Ⓔ	Ⓕ						

HOW TO ORDER

Indicate the following information on order form:
1. Quantity of each item.
2. Model number, including options. See “How To Build a Model Number”.
3. Any special service required.

Note: • The □ indicates that a choice is required.
- The absence of the □ indicates that no choice is required.
- Alpha-numeric characters in place of □ indicate that no other alternatives are available.

HOW TO BUILD A MODEL NUMBER

Ⓐ Select basic model.

Ⓑ Select cabinet paint color.
Refer to the **Product Color Options** page in this price list.

Ⓒ Select upper door fabric color.
Refer to **ki.com/fabrics**

Ⓓ Select stanchion door color.
Refer to the **Product Color Options** page in this price list.

Ⓔ Select lock option.

KS	- Key standard
NLC	- No lock core
KA	- Key alike

Ⓕ Select lock color.
Refer to the **Product Color Options** page in this price list.

BLCS, BLCL, BLSF

Overhead Width	30"	36"	42"	48"	54"	60"	66"	72"
Door Overhang in Open Position	3"	3"	3"	3"	3"	3"	3"	3"
No. of Doors	1	1	1	1	1	1	2	2
Inside Width of Overhead	27-3/4"	33-3/4"	39-3/4"	45-3/4"	51-3/4"	57-3/4"	63-3/4"	69-3/4"
Dimension Between Sets at Workstations	18"	24"	30"	36"	42"	48"	54"	60"

SPECIAL SERVICES

Special Carton Marking

With specially marked information N/C

Shipping

Ships **assembled, FOB Manitowoc, WI 54220, freight prepaid.** Freight class 77.5.

Specifications and prices are subject to change without prior notice.

True® Desking System Components
Universal Overhead Storage

True® Desking System Components
Universal Overhead Storage



VUOS

MODEL	W	MODEL NUMBER: Basic Model (A)	Cabinet Paint Color (B)	Handle Color (C)	Stanchion Door Color (D)	Lock Option (E)	Lock Color (F)	Approx. Packaged Weight	Delivered Pricing
Steel Overhead Cabinet • Includes support stanchions • The KI Universal Overhead allows users the option to interchange from a True® Desk mount solution to a KI office panel system • Steel end panels, bottom, top shelf, and door with powder-coated finish • Steel door • Double-bit lock is included with key alike option • Door stores recessed with handle exposed • Shelf depth is 13-1/4” • Must order 66” and 72” worksurfaces with optional center grommet • 66” overhead consists of 30” and 36” cabinets supported at juncture of cabinets by support stanchion • 72” overhead consist of two 36” cabinets supported at juncture of cabinets by support stanchion • Accepts shelf divider	24”	PRDS24/TR	□□	□□□	□□□	□□□	□□□	34.0#	$ 1108
	30”	PRDS30/TR	□□	□□□	□□□	□□□	□□□	39.0#	1122
	36”	PRDS36/TR	□□	□□□	□□□	□□□	□□□	44.0#	1150
	42”	PRDS42/TR	□□	□□□	□□□	□□□	□□□	49.0#	1185
	48”	PRDS48/TR	□□	□□□	□□□	□□□	□□□	54.0#	1267
	54”	PRDS54/TR	□□	□□□	□□□	□□□	□□□	60.0#	1297
	60”	PRDS60/TR	□□	□□□	□□□	□□□	□□□	64.0#	1400
	66”	PRDS66/TR	□□	□□□	□□□	□□□	□□□	61.0#	1988
	72”	PRDS72/TR	□□	□□□	□□□	□□□	□□□	65.0#	2116

HOW TO ORDER

Indicate the following information on order form:
1. Quantity of each item.
2. Model number, including options. See “How To Build a Model Number”.
3. Any special service required.

Note: • The □ indicates that a choice is required.
- The absence of the □ indicates that no choice is required.
- Alpha-numeric characters in place of □ indicate that no other alternatives are available.

HOW TO BUILD A MODEL NUMBER

A Select basic model.

B Select cabinet paint color.
Refer to the **Product Color Options** page in this price list.

C Select door handle trim color.
Refer to the **Product Color Options** page in this price list.

D Select stanchion door color.
Refer to the **Product Color Options** page in this price list.

E Select lock option.

KS	- Key standard
NLC	- No lock core
KA	- Key alike

F Select lock color.
Refer to the **Product Color Options** page in this price list.

PRDS, PRDF, PRDL, PRDV

Overhead Width	30"	36"	42"	48"	54"	60"	66"	72"
Door Overhang in Open Position	4"	4"	4"	4"	4"	4"	4"	4"
No. of Doors	1	1	1	1	1	1	2	2
Inside Width of Overhead	29-1/2"	35-1/2"	41-1/2"	47-1/2"	53-1/2"	59-1/2"	29-1/2" & 35-1/2"	2 x 35-1/2"
Dimension Between Sets at Workstations	18"	24"	30"	36"	42"	48"	19-3/4" & 25-3/4"	2 x 25-3/4"

SPECIAL SERVICES

Special Carton Marking

With specially marked information N/C

Shipping

Ships **knocked down, FOB Manitowoc, WI 54220, freight prepaid.** Freight class 70.

Specifications and prices are subject to change without prior notice.

True® Desking System Components

Universal Overhead Storage

True® Desking System Components

Universal Overhead Storage



VUOF

MODEL	W	MODEL NUMBER: Basic Model (A)	Cabinet Paint Color (B)	Handle Color (C)	Stanchion Door Color (D)	Fabric Color (E)	Lock Option (F)	Lock Color (G)	Approx. Packaged Weight	Delivered Pricing Fabric Grade 1 & C.O.M.	Delivered Pricing Fabric Grade 2	Delivered Pricing Fabric Grade 3 & Pallas Vertical Fabric Grade PV	Delivered Pricing Pallas Vertical Fabric Grade PV1	Delivered Pricing Pallas Vertical Fabric Grade PV2
Fabric Overhead Cabinet	24”	PRDF24/TR	□□	□□□	□□□	□□□□	□□□	□□□	32.0#	$ 1168	$ 1176	$ 1194	$ 1205	$ 1217
• Includes support stanchions	30”	PRDF30/TR	□□	□□□	□□□	□□□□	□□□	□□□	36.0#	1205	1212	1230	1244	1260
• The KI Universal Overhead allows users the option to interchange from a True® Desk mount solution to a KI office panel system	36”	PRDF36/TR	□□	□□□	□□□	□□□□	□□□	□□□	40.0#	1243	1250	1265	1282	1297
	42”	PRDF42/TR	□□	□□□	□□□	□□□□	□□□	□□□	44.0#	1267	1277	1295	1310	1329
	48”	PRDF48/TR	□□	□□□	□□□	□□□□	□□□	□□□	49.0#	1304	1311	1330	1343	1363
• Steel end panels, bottom, top shelf, and door with powder-coated finish	54”	PRDF54/TR	□□	□□□	□□□	□□□□	□□□	□□□	53.0#	1455	1467	1487	1507	1529
• Fabric-covered door	60”	PRDF60/TR	□□	□□□	□□□	□□□□	□□□	□□□	57.0#	1524	1532	1550	1575	1595
• Double-bit lock is included with key alike option	66”	PRDF66/TR	□□	□□□	□□□	□□□□	□□□	□□□	61.0#	2185	2200	2231	2263	2291
• Door stores recessed with handle exposed	72”	PRDF72/TR	□□	□□□	□□□	□□□□	□□□	□□□	65.0#	2246	2264	2292	2328	2358
• Shelf depth is 13-1/4”														
• Must order 66” and 72” worksurfaces with optional center grommet														
• 66” overhead consists of 30” and 36” cabinets supported at juncture of cabinets by support stanchion														
• 72” overhead consist of two 36” cabinets supported at juncture of cabinets by support stanchion														
• Accepts shelf divider														
		Ⓐ	Ⓑ	Ⓒ	Ⓓ	Ⓔ	Ⓕ	Ⓖ						

HOW TO ORDER

Indicate the following information on order form:
1. Quantity of each item.
2. Model number, including options. See “How To Build a Model Number”.
3. Any special service required.

Note: • The □ indicates that a choice is required.
- The absence of the □ indicates that no choice is required.
- Alpha-numeric characters in place of □ indicate that no other alternatives are available.

HOW TO BUILD A MODEL NUMBER

Ⓐ Select basic model.

Ⓑ Select cabinet paint color.
Refer to the **Product Color Options** page in this price list.

Ⓒ Select door handle trim color.
Refer to the **Product Color Options** page in this price list.

Ⓓ Select stanchion door color.
Refer to the **Product Color Options** page in this price list.

Ⓔ Select fabric.
Refer to **ki.com/fabrics**

Ⓕ Select lock option.

KS	- Key standard
NLC	- No lock core
KA	- Key alike

Ⓖ Select lock color.
Refer to the **Product Color Options** page in this price list.

PRDS, PRDF, PRDL, PRDV

Overhead Width	30"	36"	42"	48"	54"	60"	66"	72"
Door Overhang in Open Position	4"	4"	4"	4"	4"	4"	4"	4"
No. of Doors	1	1	1	1	1	1	2	2
Inside Width of Overhead	29-1/2"	35-1/2"	41-1/2"	47-1/2"	53-1/2"	59-1/2"	29-1/2" & 35-1/2"	2 x 35-1/2"
Dimension Between Sets at Workstations	18"	24"	30"	36"	42"	48"	19-3/4" & 25-3/4"	2 x 25-3/4"

SPECIAL SERVICES

Special Carton Marking

With specially marked information N/C

Shipping

Ships **knocked down, FOB Manitowoc, WI 54220, freight prepaid.** Freight class 70.

Specifications and prices are subject to change without prior notice.

True® Desking System Components
Universal Overhead Storage

True® Desking System Components
Universal Overhead Storage

	MODEL	W	MODEL NUMBER: Basic Model	Cabinet Paint Color (A)	Handle Color (B)	Stanchion Door Color (C)	Laminate Color (D)	Lock Option (E)	Lock Color (F)	Approx. Packaged Weight	Delivered Pricing
 VUOL	**Laminate Overhead Cabinet**	24”	PRDL24/TR	□□	□□□	□□□	□□□	□□□	□□□	32.0#	$ 1194
	• Includes support stanchions	30”	PRDL30/TR	□□	□□□	□□□	□□□	□□□	□□□	36.0#	1197
	• The KI Universal Overhead allows users the option to interchange from a True® Desk mount solution to a KI office panel system	36”	PRDL36/TR	□□	□□□	□□□	□□□	□□□	□□□	40.0#	1249
		42”	PRDL42/TR	□□	□□□	□□□	□□□	□□□	□□□	44.0#	1297
		48”	PRDL48/TR	□□	□□□	□□□	□□□	□□□	□□□	48.0#	1343
	• Steel end panels, bottom, top shelf, and door with powder-coated finish	54”	PRDL54/TR	□□	□□□	□□□	□□□	□□□	□□□	53.0#	1478
	• High-pressure laminate on particleboard door	60”	PRDL60/TR	□□	□□□	□□□	□□□	□□□	□□□	57.0#	1546
	• Double-bit lock is included with key alike option	66”	PRDL66/TR	□□	□□□	□□□	□□□	□□□	□□□	61.0#	2179
	• Door stores recessed with handle exposed	72”	PRDL72/TR	□□	□□□	□□□	□□□	□□□	□□□	65.0#	2281
	• Shelf depth is 13-1/4”										
	• Must order 66” and 72” worksurfaces with optional center grommet										
	• 66” overhead consists of 30” and 36” cabinets supported at juncture of cabinets by support stanchion										
	• 72” overhead consist of two 36” cabinets supported at juncture of cabinets by support stanchion										
	• Accepts shelf divider										
				Ⓐ	Ⓑ	Ⓒ	Ⓓ	Ⓔ	Ⓕ	Ⓖ	

HOW TO ORDER

Indicate the following information on order form:
1. Quantity of each item.
2. Model number, including options. See “How To Build a Model Number”.
3. Any special service required.

Note: • The □ indicates that a choice is required.
- The absence of the □ indicates that no choice is required.
- Alpha-numeric characters in place of □ indicate that no other alternatives are available.

HOW TO BUILD A MODEL NUMBER

Ⓐ Select basic model.

Ⓑ Select cabinet paint color.
Refer to the **Product Color Options** page in this price list.

Ⓒ Select door handle trim color.
Refer to the **Product Color Options** page in this price list.

Ⓓ Select stanchion door color.
Refer to the **Product Color Options** page in this price list.

Ⓔ Select laminate surface.
Refer to the **Product Color Options** page in this price list.

Ⓕ Select lock option.

KS	- Key standard
NLC	- No lock core
KA	- Key alike

Ⓖ Select lock color.
Refer to the **Product Color Options** page in this price list.

PRDS, PRDF, PRDL, PRDV

Overhead Width	30"	36"	42"	48"	54"	60"	66"	72"
Door Overhang in Open Position	4"	4"	4"	4"	4"	4"	4"	4"
No. of Doors	1	1	1	1	1	1	2	2
Inside Width of Overhead	29-1/2"	35-1/2"	41-1/2"	47-1/2"	53-1/2"	59-1/2"	29-1/2" & 35-1/2"	2 x 35-1/2"
Dimension Between Sets at Workstations	18"	24"	30"	36"	42"	48"	19-3/4" & 25-3/4"	2 x 25-3/4"

FINISH INFORMATION

Additional Laminate Offering
Additional laminates beyond KI standard offering, are available with two weeks extended leadtime. To specify additional laminates, use these designators followed by the supplier’s color/pattern code:

Formica - LF/supplier’s color pattern code
Nevamar - LN/supplier’s color pattern code
Wilsonart - LW/supplier’s color pattern code

KI’s standard laminate finish is the supplier’s recommended finish for that color/pattern.
Note: Nonstandard laminates from these suppliers (example: textured laminates) require a Product Modification Request.
Contact customer service for details.

SPECIAL SERVICES

Special Carton Marking

With specially marked information	N/C

Shipping
Ships **knocked down, FOB Manitowoc, WI 54220, freight prepaid.** Freight class 70.

Specifications and prices are subject to change without prior notice.

True® Desking System Components
Universal Overhead Storage

True® Desking System Components
Universal Overhead Storage

	MODEL	W	MODEL NUMBER: Basic Model	Cabinet Paint Color (B)	Handle Color (C)	Stanchion Door Color (D)	Veneer Color (E)	Lock Option (F)	Lock Color (G)	Approx. Packaged Weight	Delivered Pricing
 VUOV	**Veneer Overhead Cabinet** • Includes support stanchions • The KI Universal Overhead allows users the option to interchange from a True® Desk mount solution to a KI office panel system • Steel end panels, bottom and top shelf with powder-coated finish • Veneer covered door • Double-bit lock is included with key alike option • Door stores recessed with handle exposed • Shelf depth is 13-1/4” • Must order 66” and 72” worksurfaces with optional center grommet • 66” overhead consists of 30” and 36” cabinets supported at juncture of cabinets by support stanchion • 72” overhead consist of two 36” cabinets supported at juncture of cabinets by support stanchion • Accepts shelf divider	24”	PRDV24/TR	□□	□□□	□□□	□□□	□□□	□□□	32.0#	$ 1848
		30”	PRDV30/TR	□□	□□□	□□□	□□□	□□□	□□□	36.0#	1874
		36”	PRDV36/TR	□□	□□□	□□□	□□□	□□□	□□□	40.0#	1946
		42”	PRDV42/TR	□□	□□□	□□□	□□□	□□□	□□□	44.0#	2021
		48”	PRDV48/TR	□□	□□□	□□□	□□□	□□□	□□□	48.0#	2099
		54”	PRDV54/TR	□□	□□□	□□□	□□□	□□□	□□□	53.0#	2423
		60”	PRDV60/TR	□□	□□□	□□□	□□□	□□□	□□□	57.0#	2556
		66”	PRDV66/TR	□□	□□□	□□□	□□□	□□□	□□□	57.0#	3563
		72”	PRDV72/TR	□□	□□□	□□□	□□□	□□□	□□□	57.0#	3705
				Ⓐ	Ⓑ	Ⓒ	Ⓓ	Ⓔ	Ⓕ	Ⓖ	

HOW TO ORDER

Indicate the following information on order form:
1. Quantity of each item.
2. Model number, including options. See “How To Build a Model Number”.
3. Any special service required.

Note: • The □ indicates that a choice is required.
- The absence of the □ indicates that no choice is required.
- Alpha-numeric characters in place of □ indicate that no other alternatives are available.

HOW TO BUILD A MODEL NUMBER

Ⓐ Select basic model.

Ⓑ Select cabinet paint color.
Refer to the **Product Color Options** page in this price list.

Ⓒ Select door handle trim color.
Refer to the **Product Color Options** page in this price list.

Ⓓ Select stanchion door color.
Refer to the **Product Color Options** page in this price list.

Ⓔ Select veneer surface color.
Refer to the **Product Color Options** page in this price list.

Ⓕ Select lock option.

KS	- Key standard
NLC	- No lock core
KA	- Key alike

Ⓖ Select lock color.
Refer to the **Product Color Options** page in this price list.

PRDS, PRDF, PRDL, PRDV

Overhead Width	30"	36"	42"	48"	54"	60"	66"	72"
Door Overhang in Open Position	4"	4"	4"	4"	4"	4"	4"	4"
No. of Doors	1	1	1	1	1	1	2	2
Inside Width of Overhead	29-1/2"	35-1/2"	41-1/2"	47-1/2"	53-1/2"	59-1/2"	29-1/2" & 35-1/2"	2 x 35-1/2"
Dimension Between Sets at Workstations	18"	24"	30"	36"	42"	48"	19-3/4" & 25-3/4"	2 x 25-3/4"

SPECIAL SERVICES

Special Carton Marking

With specially marked information N/C

Shipping

Ships **knocked down, FOB Manitowoc, WI 54220, freight prepaid.** Freight class 70.

Specifications and prices are subject to change without prior notice.

True® Desking System Components
Universal Overhead Shelves and Divider

True® Desking System Components
Universal Overhead Shelves and Divider

	MODEL	W x H	MODEL NUMBER: Basic Model	Shelf Paint Color	Stanchion Door Color	Approx. Packaged Weight	Delivered Pricing
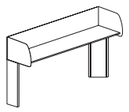 VULS	**Low Shelf** • Includes support stanchions • Accepts shelf dividers • Includes full back • 66" shelf consists of one 36" and one 30"; 72" shelf consists of two 36" shelves supported by middle upright • Shelves are shipped unassembled	24"	ULSR24/TR	☐☐	☐☐☐	14.0#	$ 758
		30"	ULSR30/TR	☐☐	☐☐☐	16.0#	759
		36"	ULSR36/TR	☐☐	☐☐☐	17.0#	778
		42"	ULSR42/TR	☐☐	☐☐☐	19.0#	787
		48"	ULSR48/TR	☐☐	☐☐☐	20.0#	800
		54"	ULSR54/TR	☐☐	☐☐☐	22.0#	827
		60"	ULSR60/TR	☐☐	☐☐☐	24.0#	875
		66"	ULSR66/TR	☐☐	☐☐☐	29.0#	1275
		72"	ULSR72/TR	☐☐	☐☐☐	30.0#	1302
 VURS	**Regular Shelf** • Includes support stanchions • Accepts shelf dividers • Includes full back • 66" shelf consists of one 36" and one 30"; 72" shelf consists of two 36" shelves supported by middle upright • Shelves are shipped unassembled	24"	URSR24/TR	☐☐	☐☐☐	19.0#	$ 788
		30"	URSR30/TR	☐☐	☐☐☐	20.0#	790
		36"	URSR36/TR	☐☐	☐☐☐	22.0#	807
		42"	URSR42/TR	☐☐	☐☐☐	23.0#	823
		48"	URSR48/TR	☐☐	☐☐☐	25.0#	837
		54"	URSR54/TR	☐☐	☐☐☐	27.0#	877
		60"	URSR60/TR	☐☐	☐☐☐	28.0#	898
		66"	URSR66/TR	☐☐	☐☐☐	29.0#	1334
		72"	URSR72/TR	☐☐	☐☐☐	30.0#	1368
 HRDPT	**Shelf Divider** • Steel shelf dividers with powder-coated finish • Fits shelves and overheads	7-1/4 x 11-1/2"	NSD	☐☐		1.0#	$ 35

Ⓐ Ⓑ Ⓒ

HOW TO ORDER

Indicate the following information on order form:
1. Quantity of each item.
2. Model number, including options. See "How To Build a Model Number".
3. Any special service required.

Note: • The ☐ indicates that a choice is required.
- The absence of the ☐ indicates that no choice is required.
- Alpha-numeric characters in place of ☐ indicate that no other alternatives are available.

HOW TO BUILD A MODEL NUMBER

Ⓐ Select basic model.

Ⓑ Select shelf paint color.
Refer to the **Product Color Options** page in this price list.

Ⓒ Select stanchion door color.
Refer to the **Product Color Options** page in this price list.

SPECIAL SERVICES

Special Carton Marking

With specially marked information	N/C

Shipping

Ships **knocked down, FOB Manitowoc, WI 54220, freight prepaid.** Freight class 70.

Specifications and prices are subject to change without prior notice.

True® Desking System Components
LED Task Lights

True® Desking System Components
LED Task Lights

	MODEL	W	MODEL NUMBER Basic Model	Approx. Packaged Weight	Delivered Pricing
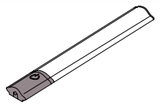 HRDPT	**Single Unit - Overhead LED Task Light** • Attaches to the bottom of overhead storage cabinets or shelving • Task lights are specified by the cabinet width to which they are attached. See "INFORMATION" at bottom of price list page for sizing chart. • Slim profile mounts effortlesly via magnets or screw-in bracket • Attachment hardware included • Touch and hold dimmability with last-state memory • Silver anodized aluminum body/black plastic end caps • 9' power supply • Includes 2 cord managers	12"	LEDTK.12.SGL.GN	1.2#	$ 147
		17"	LEDTK.17.SGL.GN	1.6#	188
		31"	LEDTK.31.SGL.GN	2.1#	230
		44"	LEDTK.44.SGL.GN	2.3#	264
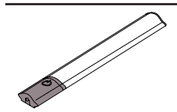 HRDPT	**Starter Unit - Overhead LED Task Light** • Attaches to the bottom of overhead storage cabinets or shelving • Task lights are specified by the cabinet width to which they are attached. See "INFORMATION" below for sizing chart. • Slim profile mounts effortlesly via magnets or screw-in bracket • Attachment hardware included • Touch and hold dimmability with last-state memory • Silver anodized aluminum body/black plastic end caps • Daisy chain with Adder units • 11' power supply • Includes 2 cord managers • Refer to Interlinking Combination table below for optimal performance of daisy chained fixtures	12"	LEDTK.12.DCP.GN	1.2#	$ 192
		17"	LEDTK.17.DCP.GN	1.6#	240
		31"	LEDTK.31.DCP.GN	2.1#	283
		44"	LEDTK.44.DCP.GN	2.3#	321
		Ⓐ			

HOW TO ORDER

Indicate the following information on order form:
1. Quantity of each item.
2. Model number, including options. See "How To Build a Model Number".
3. Any special service required.

Note: • The ☐ indicates that a choice is required.
- The absence of the ☐ indicates that no choice is required.
- Alpha-numeric characters in place of ☐ indicate that no other alternatives are available.

HOW TO BUILD A MODEL NUMBER

Ⓐ Select basic model.

INFORMATION

LED TASK LIGHT CABINET WIDTH

Cabinet Width	Light Width
24"	12" or 17"
30"	17"
36"	17"
42"	31"
48"	31"
54"	44"
60"	44"
66"	44"
72"	44"

INTERLOCKING SPECIFICATIONS

INTERLINKING COMBINATIONS
(DAISY CHAIN)

# of 12"	# of 17"	# of 31"	# of 44"
6	0	0	0
5	1	0	0
5	0	0	0
4	2	0	0
4	1	0	0
4	0	1	0
4	0	0	0
3	2	0	0
3	1	1	0
3	1	0	0
3	0	1	0
3	0	0	1
3	0	0	0
2	3	0	0
2	2	1	0
2	1	1	0
2	0	2	0
2	0	0	1

INTERLOCKING SPECIFICATIONS

INTERLINKING COMBINATIONS (cont.)
(DAISY CHAIN)

# of 12"	# of 17"	# of 31"	# of 44"
1	4	0	0
1	3	0	0
1	2	1	0
1	2	0	1
1	1	1	0
1	1	0	1
0	4	0	0
0	3	1	0
0	3	0	0
0	2	1	0
0	2	0	1
0	1	2	0
0	1	1	1
0	1	0	1
0	0	3	0
0	0	2	0
0	0	1	1
0	0	0	2

SPECIAL SERVICES

Special Carton Marking

With specially marked information	N/C

Shipping

Ships **knocked down, FOB Manitowoc, WI 54220, freight prepaid.** Freight class 70.

Specifications and prices are subject to change without prior notice.

True® Desking System Components
LED Task Lights

	MODEL	W	MODEL NUMBER Basic Model	Approx. Packaged Weight	Delivered Pricing
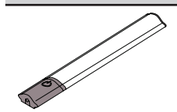 HRDPT	**Adder Unit - Overhead LED Task Light** • Attaches to the bottom of overhead storage cabinets or shelving • Task lights are specified by the cabinet width to which they are attached. See "INFORMATION" below for sizing chart. • Slim profile mounts effortlesly via magnets or screw-in bracket • Attachment hardware included • Touch and hold dimmability with last-state memory • Silver anodized aluminum body/black plastic end caps • Daisy chain with Starter units • 18' jumper cord and connect to starter unit • Includes 2 cord managers • Does not inlcude power supply; must purchase starter unit with power supply • Controlled by the on/off/dimmer of the starter unit • Refer to Interlinking Combination table below for optimal performance of daisy chained fixtures	12" 17" 31" 44"	LEDTK.12.DCA.GN LEDTK.17.DCA.GN LEDTK.31.DCA.GN LEDTK.44.DCA.GN	1.2# 1.6# 2.1# 2.3#	$ 95 109 152 188
			Ⓐ		

HOW TO ORDER

Indicate the following information on order form:
1. Quantity of each item.
2. Model number, including options. See "How To Build a Model Number".
3. Any special service required.

Note: • The ☐ indicates that a choice is required.
- The absence of the ☐ indicates that no choice is required.
- Alpha-numeric characters in place of ☐ indicate that no other alternatives are available.

HOW TO BUILD A MODEL NUMBER

Ⓐ Select basic model.

INFORMATION

LED TASK LIGHT CABINET WIDTH

Cabinet Width	Light Width
24"	12" or 17"
30"	17"
36"	17"
42"	31"
48"	31"
54"	44"
60"	44"
66"	44"
72"	44"

INTERLOCKING SPECIFICATIONS

INTERLINKING COMBINATIONS
(DAISY CHAIN)

# of 12"	# of 17"	# of 31"	# of 44"
6	0	0	0
5	1	0	0
5	0	0	0
4	2	0	0
4	1	0	0
4	0	1	0
4	0	0	0
3	2	0	0
3	1	1	0
3	1	0	0
3	0	1	0
3	0	0	1
3	0	0	0
2	3	0	0
2	2	1	0
2	1	1	0
2	0	2	0
2	0	0	1

INTERLOCKING SPECIFICATIONS

INTERLINKING COMBINATIONS (cont.)
(DAISY CHAIN)

# of 12"	# of 17"	# of 31"	# of 44"
1	4	0	0
1	3	0	0
1	2	1	0
1	2	0	1
1	1	1	0
1	1	0	1
0	4	0	0
0	3	1	0
0	3	0	0
0	2	1	0
0	2	0	1
0	1	2	0
0	1	1	1
0	1	0	1
0	0	3	0
0	0	2	0
0	0	1	1
0	0	0	2

SPECIAL SERVICES

Special Carton Marking

With specially marked information N/C

Shipping

Ships **knocked down, FOB Manitowoc, WI 54220, freight prepaid.** Freight class 70.

Specifications and prices are subject to change without prior notice.

True® Desking System Accessories
Center Drawer

True® Desking System Accessories
Center Drawer

	MODEL	W x D x H	MODEL NUMBER: Basic Model	Paint Color	Lock Option	Approx. Packaged Weight	Delivered Pricing
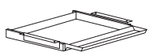	**Center Drawer** • Steel painted tray	18 x 20-1/2 x 2-3/4"	7D/18CD	□□		13.0#	$ 228
		18 x 20-1/2 x 2-3/4"	7D/18CDL	□□	□□□	13.0#	284
7DACU							
			Ⓐ	Ⓑ	Ⓒ		

HOW TO ORDER

Indicate the following information on order form:
1. Quantity of each item.
2. Model number, including options. See “How To Build a Model Number”.
3. Any special service required.

Note: • The □ indicates that a choice is required.
- The absence of the □ indicates that no choice is required.
- Alpha-numeric characters in place of □ indicate that no other alternatives are available.

HOW TO BUILD A MODEL NUMBER

Ⓐ Select basic model.

Ⓑ Select paint color.
Refer to the **Product Color Options** page in this price list.

Ⓒ Select lock option.

KS	- Key standard
NLC	- No lock core
KA	- Key alike

SPECIAL SERVICES

Special Carton Marking

With specially marked information	N/C

Shipping
Ships **knocked down, FOB Pembroke, ON K8A 0E1, freight prepaid.** Freight class 70.

Specifications and prices are subject to change without prior notice.

True® Desking System Accessories
Grommets

True® Desking System Accessories
Grommets

	MODEL	MODEL NUMBER: Basic Model	MODEL NUMBER: Surface Grom. Color	Approx. Packaged Weight	Delivered Pricing
 HRDPT	**Standard Leg Grommet Frame** • Standard on desks • Use for replacement	TSLG	☐☐	0.2#	$ 3
 HRDPT	**Upper Leg Grommet Cover** • Standard on desks • Use for replacement	TULGC	☐☐	0.2#	$ 3
 HRDPT	**Lower Leg Grommet Cover** • Standard on Corner Power Infeed Leg	TLLGC	☐☐	0.2#	$ 3
 HRDPT	**Worksurface Grommet** • Standard on desks • Use for replacement	TWSG	☐☐	0.2#	$ 3
 HRDPT	**Worksurface Grommet Cover** • Standard on desks • Use for replacement	TWSGC	☐☐	0.2#	$ 3
		Ⓐ	Ⓑ		

HOW TO ORDER

Indicate the following information on order form:
1. Quantity of each item.
2. Model number, including options. See “How To Build a Model Number”.
3. Any special service required.

Note: • The ☐ indicates that a choice is required.
- The absence of the ☐ indicates that no choice is required.
- Alpha-numeric characters in place of ☐ indicate that no other alternatives are available.

HOW TO BUILD A MODEL NUMBER

Ⓐ Select basic model.

Ⓑ Select grommet color.
Refer to the **Product Color Options** page in this price list.

SPECIAL SERVICES

Special Carton Marking

With specially marked information N/C

Shipping

Ships **knocked down, FOB Pembroke, ON K8A 0E1, freight prepaid.** Freight class 70.

Specifications and prices are subject to change without prior notice.

True® Desking System Accessories
Modesty Panel Inserts

True® Desking System Accessories
Modesty Panel Inserts

	MODEL	W	MODEL NUMBER Basic Model	MODEL NUMBER Paint Color	Approx. Packaged Weight	Delivered Pricing
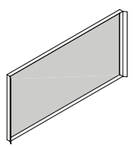 TRAC	**Full Modesty Panel Insert** • Used to change a desk from partial modesty panel into one with a full modesty panel • Can be added or removed without disruption to other desks or electrical parts	24”	TAFMP24	☐☐	5.0#	$ 226
		30”	TAFMP30	☐☐	6.0#	226
		36”	TAFMP36	☐☐	8.0#	240
		42”	TAFMP42	☐☐	9.0#	268
		48”	TAFMP48	☐☐	11.0#	322
		54”	TAFMP54	☐☐	12.0#	351
		60”	TAFMP60	☐☐	14.0#	404
		66”	TAFMP66	☐☐	16.0#	429
		72”	TAFMP72	☐☐	17.0#	481
			Ⓐ	Ⓑ		

HOW TO ORDER

Indicate the following information on order form:
1. Quantity of each item.
2. Model number, including options. See “How To Build a Model Number”.
3. Any special service required.

Note: • The ☐ indicates that a choice is required.
- The absence of the ☐ indicates that no choice is required.
- Alpha-numeric characters in place of ☐ indicate that no other alternatives are available.

HOW TO BUILD A MODEL NUMBER

Ⓐ Select basic model.

Ⓑ Select paint color.
Refer to the **Product Color Options** page in this price list.

SPECIAL SERVICES

Special Carton Marking

With specially marked information N/C

Shipping

Ships **knocked down, FOB Pembroke, ON K8A 0E1, freight prepaid.** Freight class 70.

Specifications and prices are subject to change without prior notice.

True® Desking System Accessories
Worksurface Accessories

True® Desking System Accessories
Worksurface Accessories

	MODEL	W	MODEL NUMBER: Basic Model (A)	Paint Color (B)	Stanchion Door Color (C)	Approx. Packaged Weight	Delivered Pricing
 TRAC	**Freestanding Stanchion Large** • 19-1/2" tall (4 openings) • Stanchion door and top cap included • Used to provide worksurface power and data location • Included when ordering overheads with / TR suffix	19"	TST19	□□	□□□	8.0#	$ 546
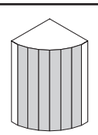 TRAC	**Freestanding Stanchion Short** • 11-1/2" tall (2 openings) • Stanchion door and top cap included • Used to provide worksurface power and data location	11"	TST11	□□	□□□	5.0#	$ 382
			Ⓐ	Ⓑ	Ⓒ		

HOW TO ORDER

Indicate the following information on order form:
1. Quantity of each item.
2. Model number, including options. See "How To Build a Model Number".
3. Any special service required.

Note: • The □ indicates that a choice is required.
- The absence of the □ indicates that no choice is required.
- Alpha-numeric characters in place of □ indicate that no other alternatives are available.

HOW TO BUILD A MODEL NUMBER

Ⓐ Select basic model.

Ⓑ Select paint color.
Refer to the **Product Color Options** page in this price list.

Ⓒ Select stanchion door color.
Refer to the **Product Color Options** page in this price list.

SPECIAL SERVICES

Special Carton Marking

With specially marked information	N/C

Shipping

Ships **knocked down, FOB Pembroke, ON K8A 0E1, freight prepaid.** Freight class 70.

Specifications and prices are subject to change without prior notice.

True® Desking System Data/Comm.

Accessories

True® Desking System Data/Comm.

Accessories

	MODEL	W	MODEL NUMBER Basic Model	Trim Color	Paint Color	Approx. Packaged Weight	Delivered Pricing
TRAC	**Communication Pole** • Used to route communication cables through top grommet in worksurface to ceiling • Includes pole, cover, and ceiling trim • Pole has two separated channels	10” 7”	TCOMP10 TCOMP7	□□□ □□□	□□ □□	9.0# 6.0#	$ 222 154
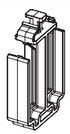 HRDPT	**Cable Support** • TCOMCS=single • TCOMPK=8 pack		TCOMCS TCOMCSPK			0.1# 1.0#	$ 6 61
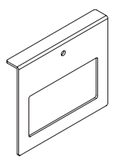 TRAC	**Face Plate Bracket**		TCOMFP		□□	0.2#	$ 32
			Ⓐ	Ⓑ	Ⓒ		

HOW TO ORDER

Indicate the following information on order form:
1. Quantity of each item.
2. Model number, including options. See “How To Build a Model Number”.
3. Any special service required.

Note: • The □ indicates that a choice is required.
- The absence of the □ indicates that no choice is required.
- Alpha-numeric characters in place of □ indicate that no other alternatives are available.

HOW TO BUILD A MODEL NUMBER

Ⓐ Select basic model.

Ⓑ Select trim color.
Refer to the **Product Color Options** page in this price list.

Ⓒ Select paint color.
Refer to the **Product Color Options** page in this price list.

SPECIAL SERVICES

Special Carton Marking

With specially marked information N/C

Shipping

Ships **knocked down, FOB Pembroke, ON K8A 0E1, freight prepaid.** Freight class 70.

Specifications and prices are subject to change without prior notice.

True® Desking System Electrical
Electrical

	MODEL	Features	MODEL NUMBER Basic Model	MODEL NUMBER Paint Color	Approx. Packaged Weight	Delivered Pricing
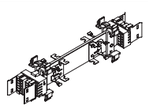 TRAC	**Rigid Wireway 4-4-2** • Includes rigid wireway electrical harness, steel wireway cover, and all required attachment hardware • Available in two 10-wire styles. Note: 10-wire styles must match on all electrical parts • Allows two duplex receptacles (ordered separately) to be mounted below the desk worksurface • Size must match the desk length. Note: the 72D (dual) provides four possible receptacle locations	Desk width 30”	TRWW4R30	□□	4.0#	$ 164
		Desk width 36”	TRWW4R36	□□	5.0#	183
		Desk width 42”	TRWW4R42	□□	5.0#	202
		Desk width 48”	TRWW4R48	□□	8.0#	230
		Desk width 54”	TRWW4R54	□□	8.0#	317
		Desk width 60”	TRWW4R60	□□	11.0#	404
		Desk width 66”	TRWW4R66	□□	11.0#	493
		Desk width 72”	TRWW4R72	□□	12.0#	570
		Desk width 72”	TRWW4R72D	□□	12.0#	570
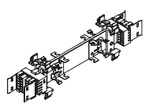 TRAC	**Rigid Wireway 6-2-2** • Includes rigid wireway electrical harness, steel wireway cover, and all required attachment hardware • Available in two 10-wire styles. Note: 10-wire styles must match on all electrical parts • Allows two duplex receptacles (ordered separately) to be mounted below the desk worksurface • Size must match the desk length. Note: the 72D (dual) provides four possible receptacle locations	Desk width 30”	TRWW6R30	□□	4.0#	$ 164
		Desk width 36”	TRWW6R36	□□	5.0#	183
		Desk width 42”	TRWW6R42	□□	6.0#	202
		Desk width 48”	TRWW6R48	□□	8.0#	230
		Desk width 54”	TRWW6R54	□□	9.0#	317
		Desk width 60”	TRWW6R60	□□	10.0#	404
		Desk width 66”	TRWW6R66	□□	11.0#	493
		Desk width 72”	TRWW6R72	□□	12.0#	570
		Desk width 72”	TRWW6R72D	□□	13.0#	570
				Ⓐ	Ⓑ	

HOW TO ORDER

Indicate the following information on order form:
1. Quantity of each item.
2. Model number, including options. See “How To Build a Model Number”.
3. Any special service required.

Note: • The □ indicates that a choice is required.
- The absence of the □ indicates that no choice is required.
- Alpha-numeric characters in place of □ indicate that no other alternatives are available.

HOW TO BUILD A MODEL NUMBER

Ⓐ Select basic model.

Ⓑ Select paint color.
Refer to the **Product Color Options** page in this price list.

SPECIAL SERVICES

Special Carton Marking

With specially marked information	N/C

Shipping

Ships **knocked down, FOB Pembroke, ON K8A 0E1, freight prepaid.** Freight class 70.

Specifications and prices are subject to change without prior notice.

True® Desking System Electrical
Electrical

	MODEL	Features	W	MODEL NUMBER Basic Model	Approx. Packaged Weight	Delivered Pricing
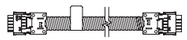 HRDPT	**Rigid Wireway Standard Desk Jumper 4-4-2** • Includes jumper harness to make the electrical connection between adjacent desks • Available in two 10-wire styles. Note: 10-wire styles must match on all electrical parts		28"	TRDJ4ST	2.0#	$ 149
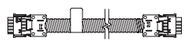 HRDPT	**Rigid Wireway Standard Desk Jumper 6-2-2** • Includes jumper harness to make the electrical connection between adjacent desks • Available in two 10-wire styles. Note: 10-wire styles must match on all electrical parts		28"	TRDJ6ST	2.0#	$ 149
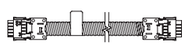 HRDPT	**Rigid Wireway Power Pass Through 4-4-2** • Includes the power pass through harness that allows power to continue through one side of a desk between two rigid wireway equipped desks • Available in two 10-wire styles. Note: 10-wire styles must match on all electrical parts • Order length according to the desk width it is passing through	Desk width 24"		TRE4PP24	3.0#	$ 151
		Desk width 30"		TRE4PP30	3.0#	155
		Desk width 36"		TRE4PP36	3.0#	158
		Desk width 42"		TRE4PP42	3.0#	164
		Desk width 48"		TRE4PP48	3.0#	171
		Desk width 54"		TRE4PP54	3.0#	177
		Desk width 60"		TRE4PP60	3.0#	185
		Desk width 66"		TRE4PP66	3.0#	195
		Desk width 72"		TRE4PP72	4.0#	200
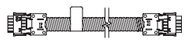 HRDPT	**Rigid Wireway Power Pass Through 6-2-2** • Includes the power pass through harness that allows power to continue through one side of a desk between two rigid wireway equipped desks • Available in two 10-wire styles. Note: 10-wire styles must match on all electrical parts • Order length according to the desk width it is passing through	Desk width 24"		TRE6PP24	3.0#	$ 151
		Desk width 30"		TRE6PP30	3.0#	155
		Desk width 36"		TRE6PP36	3.0#	158
		Desk width 42"		TRE6PP42	3.0#	164
		Desk width 48"		TRE6PP48	4.0#	171
		Desk width 54"		TRE6PP54	4.0#	177
		Desk width 60"		TRE6PP60	4.0#	185
		Desk width 66"		TRE6PP66	4.0#	195
		Desk width 72"		TRE6PP72	4.0#	200

Ⓐ

HOW TO ORDER

Indicate the following information on order form:
1. Quantity of each item.
2. Model number, including options. See "How To Build a Model Number".
3. Any special service required.

Note: • The ☐ indicates that a choice is required.
- The absence of the ☐ indicates that no choice is required.
- Alpha-numeric characters in place of ☐ indicate that no other alternatives are available.

HOW TO BUILD A MODEL NUMBER

Ⓐ Select basic model.

SPECIAL SERVICES

Special Carton Marking

With specially marked information N/C

Shipping

Ships **knocked down, FOB Pembroke, ON K8A 0E1, freight prepaid.** Freight class 70.

Specifications and prices are subject to change without prior notice.

True® Desking System Electrical
Electrical

True® Desking System Electrical
Electrical

	MODEL	W	MODEL NUMBER: Basic Model	MODEL NUMBER: Paint Color	Approx. Packaged Weight	Delivered Pricing
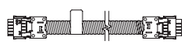 TRAC	**Rigid Wireway End Panel Trough/Desk Jumper 4-4-2** • Includes jumper harness to make the electrical connection between adjacent desks • See specifications for length that must be specified • Available in two 10-wire styles. Note: 10-wire styles must match on all electrical parts	24”	TEPT424	□□	4.0#	$ 243
		30”	TEPT430	□□	5.0#	267
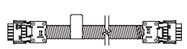 TRAC	**Rigid Wireway End Panel Trough/ Desk Jumper 6-2-2** • Includes jumper harness to make the electrical connection between adjacent desks • See specifications for length that must be specified • Available in two 10-wire styles. Note: 10-wire styles must match on all electrical parts	24”	TEPT624	□□	4.0#	$ 243
		30”	TEPT630	□□	5.0#	267
			Ⓐ	Ⓑ		

HOW TO ORDER

Indicate the following information on order form:
1. Quantity of each item.
2. Model number, including options. See “How To Build a Model Number”.
3. Any special service required.

Note: • The □ indicates that a choice is required.
- The absence of the □ indicates that no choice is required.
- Alpha-numeric characters in place of □ indicate that no other alternatives are available.

HOW TO BUILD A MODEL NUMBER

Ⓐ Select basic model.

Ⓑ Select paint color.
Refer to the **Product Color Options** page in this price list.

SPECIAL SERVICES

Special Carton Marking

With specially marked information	N/C

Shipping

Ships **knocked down, FOB Pembroke, ON K8A 0E1, freight prepaid.** Freight class 70.

Specifications and prices are subject to change without prior notice.

True® Desking System Electrical
Electrical

	MODEL	Features	L	MODEL NUMBER Basic Model	MODEL NUMBER Accessory Color	Approx. Packaged Weight	Delivered Pricing
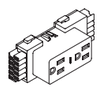 HRDPT	**Rigid Wireway Receptacles 4-4-2** • Includes the modular duplex 15 amp receptacle that snaps onto a rigid wireway • Available in two 10-wire styles. Note: 10-wire styles must match on all electrical parts			TRER4RC1	□□	0.2#	$ 48
				TRER4RC2	□□	0.2#	48
				TRER4RC3I		0.2#	48
				TRER4RC4I		0.2#	48
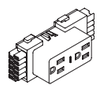 HRDPT	**Rigid Wireway Receptacles 6-2-2** • Includes the modular duplex 15 amp receptacle that snaps onto a rigid wireway • Available in two 10-wire styles. Note: 10-wire styles must match on all electrical parts			TRER6RC1	□□	0.2#	$ 48
				TRER6RC2	□□	0.2#	48
				TRER6RC3	□□	0.2#	48
				TRER6RC4I		0.2#	48
				TRER6RC5I		0.2#	48
				TRER6RC6I		0.2#	48
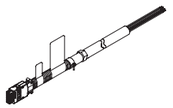 HRDPT	**Rigid Wireway Base Feed 4-4-2** • Includes base feed harness with 6' of colored liquidtite conduit covering; used to feed power from a hard wired J-box or floor monument to the rigid wireway on a desk • Available in two 10-wire styles. Note: 10-wire styles must match on all electrical parts • Building connection hardware must be supplied by customer		72"	TEBI4BF6	□□	7.0#	$ 316
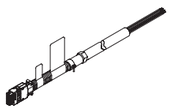 HRDPT	**Rigid Wireway Base Feed 6-2-2** • Includes base feed harness with 6' of colored liquidtite conduit covering; used to feed power from a hard wired J-box or floor monument to the rigid wireway on a desk • Available in two 10-wire styles. Note: 10-wire styles must match on all electrical parts • Building connection hardware must be supplied by customer		72"	TEBI6BF6	□□	7.0#	$ 316

Ⓐ Ⓑ

HOW TO ORDER

Indicate the following information on order form:
1. Quantity of each item.
2. Model number, including options. See "How To Build a Model Number".
3. Any special service required.

Note: • The □ indicates that a choice is required.
- The absence of the □ indicates that no choice is required.
- Alpha-numeric characters in place of □ indicate that no other alternatives are available.

HOW TO BUILD A MODEL NUMBER

Ⓐ Select basic model.

Ⓑ Select accessory color.
Refer to the **Product Color Options** page in this price list.

SPECIAL SERVICES

Special Carton Marking

With specially marked information	N/C

Shipping

Ships **knocked down, FOB Pembroke, ON K8A 0E1, freight prepaid.** Freight class 70.

Specifications and prices are subject to change without prior notice.

True® Desking System Electrical
Electrical

	MODEL	H	MODEL NUMBER Basic Model	Trim Color	Paint Color	Approx. Packaged Weight	Delivered Pricing
 TRAC	**Rigid Wireway Top Feed 6-2-2** • Includes electrical harness (144" or 216"), aluminum 2-channel power pole (7' or 10' respectively) and ceiling trim • Used to feed power from a hard wired J-box above a false ceiling to the rigid wireway or a desk • Attaches to the desk at a corner grommet location • Available in two 10-wire styles. Note: 10-wire styles must match on all electrical parts • Building connection hardware must be supplied by customer	144"	TE6TF144	□□□	□□	14.0#	$ 231
		216"	TE6TF216	□□□	□□	19.0#	307
 TRAC	**Rigid Wireway Top Feed 4-4-2** • Includes electrical harness (144" or 216"), aluminum 2-channel power pole (7' or 10' respectively) and ceiling trim • Used to feed power from a hard wired J-box above a false ceiling to the rigid wireway or a desk • Attaches to the desk at a corner grommet location • Available in two 10-wire styles. Note: 10-wire styles must match on all electrical parts • Building connection hardware must be supplied by customer	144"	TE4TF144	□□□	□□	13.0#	$ 231
		216"	TE4TF216	□□□	□□	19.0#	307
 HRDPT	**Stanchion Power Tap** • Provides a duplex 15 amp receptacle that is located behind a desk stanchion door • Circuit number will be determined by the receptacle it is plugged into • Two cord lengths available: 36" and 96"	36"	TRESR36			0.5#	$ 143
		96"	TRESR96			1.0#	171
				Ⓑ	Ⓒ		

HOW TO ORDER

Indicate the following information on order form:
1. Quantity of each item.
2. Model number, including options. See "How To Build a Model Number".
3. Any special service required.

Note: • The □ indicates that a choice is required.
• The absence of the □ indicates that no choice is required.
• Alpha-numeric characters in place of □ indicate that no other alternatives are available.

HOW TO BUILD A MODEL NUMBER

Ⓐ Select basic model.

Ⓑ Select trim color.
Refer to the **Product Color Options** page in this price list.

Ⓒ Select paint color.
Refer to the **Product Color Options** page in this price list.

SPECIAL SERVICES

Special Carton Marking

With specially marked information N/C

Shipping

Ships **knocked down, FOB Pembroke, ON K8A 0E1, freight prepaid.** Freight class 70.

Specifications and prices are subject to change without prior notice.

1330 Bellevue Street
P.O. Box 8100
Green Bay, WI 54308-8100
800.424.2432
ki.com

KI and Furnishing Knowledge are registered
trademarks of Krueger International, Inc.

© 2020 Krueger International, Inc.
All Rights Reserved.
Code KI-PLW-000260/KI/PDF

Furnishing Knowledge®

UNIFRAME®
CAFETERIA TABLES & CONVERTIBLE BENCH

PRICE LIST

January 3, 2011

Updated October 3, 2022

800.424.2432

Contents

Refer to KI Terms & Conditions document or visit ki.com.

Contents

Refer to KI Terms & Conditions document or visit ki.com.

Uniframe® Tables
Product Color Options 3

Uniframe® Rectangular Tables with Seating
General Information 4

Uniframe® Rectangular Tables with Seating (Freight Excluded)
Rectangular Table with Benches 6
Rectangular Table with Split Benches 7
Rectangular Table with Stool Seats 8

Uniframe® Rectangular Tables with Seating (Delivered)
Rectangular Table with Benches 10
Rectangular Table with Split Benches 11
Rectangular Table with Stool Seats 12

Uniframe® Round Tables with Seating
General Information 14

Uniframe® Round Tables with Seating (Freight Excluded)
Round Table with Split Benches 16
Round Table with Stool Seats 17

Uniframe® Round Tables with Seating (Delivered)
Round Table with Split Benches 19
Round Table with Stool Seats 20

Uniframe® Tables without Seating
General Information 22

Uniframe® Tables without Seating (Freight Excluded)
Rectangular Table 24
Round Table 25
Oval Table 26
Square Table 27
Hexagonal Table 28
Octagonal Table 29
Round Stand-up Height Table 30

Uniframe® Tables without Seating (Delivered)
Rectangular Table 31
Round Table 32
Oval Table 33
Square Table 34
Hexagonal Table 35
Octagonal Table 36
Round Stand-up Height Table 37

Uniframe® Wheelchair Accessible Tables with Seating
General Information 38

Uniframe® Wheelchair Accessible Tables with Seating (Freight Excluded)
Rectangular Table with Benches 39
Rectangular Table with Stool Seats 40

Uniframe® Wheelchair Accessible Tables with Seating (Delivered)
Rectangular Table with Benches 42
Rectangular Table with Stool Seats 43

Uniframe® Wheelchair Accessible Tables without Seating
General Information 45

Uniframe® Wheelchair Accessible Tables without Seating (Freight Excluded)
Rectangular Table 46
Round Table 47
Oval Table 48
Square Table 49
Hexagonal Table 50
Octagonal Table 51

Uniframe® Wheelchair Accessible Tables without Seating (Delivered)
Rectangular Table 52
Round Table 53
Oval Table 54
Square Table 55
Hexagonal Table 56
Octagonal Table 57

Uniframe® Convertible Bench
General Information 58
Product Color Options 60

Uniframe® Convertible Bench (Freight Excluded)
61

Uniframe® Convertible Bench (Delivered) 62

Uniframe® Tables from KI
General Features and Benefits 63

Uniframe® Tables
Product Color Options

Uniframe® Tables
Product Color Options

Surface Finish - Laminate

Belair	LBQ
Biltmore Cherry	LBT
Black	LBK
Brighton Walnut	LBW
Canyon Zephyr	LCA
Castle Oak	LCO
Casual Linen	LCU
Cherry Storm	LCX
Classic Linen	LCI
Cloud Zephyr	LCL
Cocobala	LCC
Crisp Linen	LRI
Desert Zephyr	LDZ
Dove Grey	LDG
Fired Steel	LIL
Flax Linen	LXF
Florence Walnut	LFC
Forged Steel	LOL
Friston Ash	LFH
Frosty White	LFW
Graphite Nebula	LGN
Grey	LGE
High Rise	LHE
Hollyberry	LHY
Irish Linen	LIH
Island	LID
Italian Silver Ash	LIT
Kensington Maple	LKM
Lapis Blue	LLB
Markerboard White	LMK
Misted Zephyr	LMR
Monticello Maple	LMT
Nickel Evolv	LNV
North Sea	LNA
Ocean	LON
Pearl Bisque	LPB
Pearl Silver	LPS
Pressed Linen	LPR
River Cherry	LRY
Rugged Linen	LRG
Satin Stainless	LSS
Shadow Zephyr	LSR
Silicon evolv	LSV
Sterling Ash	LAZ
Tailored Linen	LTL
Titanium evolv	LTV
White Nebula	LWL
White Sand	LWN
Windsor Mahogany	LWY

Bench Surface Finish--Laminate

Belair	BLBQ
Biltmore Cherry	BLBT
Black	BLBK
Brighton Walnut	
BLBW	
Canyon Zephyr	BLCA
Castle Oak	BLCO
Casual Linen	BLCU
Cherry Storm	BLCX
Classic Linen	BLCI
Cloud Zephyr	BLCL
Cocobala	BLCC
Crisp Linen	BLRI
Desert Zephyr	BLDZ
Dove Grey	BLDG
Fired Steel	BLIL
Flax Linen	BLXF
Florence Walnut	BLFC
Forged Steel	BLOL
Friston Ash	BLFH
Frosty White	BLFW
Graphite Nebula	BLGN
Grey	BLGE
High Rise	BLHE
Hollyberry	BLHY
Irish Linen	BLIH
Island	BLID
Italian Silver Ash	BLIT
Kensington Maple	BLKM
Lapis Blue	BLLB
Markerboard White	BLMK
Misted Zephyr	BLMR
Monticello Maple	BLMT
Nickel Evolv	BLNV
North Sea	BLNA
Ocean	BLON
Pearl Bisque	BLPB
Pearl Silver	BLPS
Pressed Linen	BLPR
River Cherry	BLRY
Rugged Linen	BLRG
Satin Stainless	BLSS
Shadow Zephyr	BLSR
Silicon Evolv	BLSV
Sterling Ash	BLAZ
Tailored Linen	BLTL
Titanium Evolv	BLTV
White Nebula	BLWL
White Sand	BLWN
Windsor Mahogany	BLWY

Stool Color - Polypropylene (PY)

Black	PBL
Blue Grey	PGR
Cayenne	PCY
Cool Grey	PCG
Earthen Clay	PEY
Everglade Shade	PEV
Hazy Jade	PHJ
Honey Bee	PHY
Light Tone	PLG
Mardi Gras	PMG
Misty Brown	PMY
Nemo	PNE
Nordic	PND
Purple Haze	PPH
Rubber Ducky	PRK
Sand	PSA
Surf's Up	PSP
Twilight Shadow	PTI
Ultra Blue	PUB
Zesty Lime	PZL

Stool Color - Thermoset Hard Plastic (CX)

Blue	CB
Dark Grey	CD
Light Grey	CL
Navy Blue	CN

Frame Color

Black	BL
Blue Grey	GR
Bronze Metallic	ZM
Cayenne	CY
Champagne Metallic	CM
Chrome	CH
Cool Grey	CG
Cottonwood	CO
Earthen Clay	EY
Espresso Metallic	EX
Everglade Shade	EV
Flannel	FN
Glitz Metallic	GZ
Hazy Jade	HJ
Honey Bee	HY
Light Tone	LG
Mardi Gras	MG
Misty Brown	MY
Nemo	NE
Nordic	ND
Purple Haze	PH
Rubber Ducky	RK
Sand	SA
Starlight Silver Metallic	SX
Surf's Up	SP
Twilight Shadow	TI
Ultra Blue	UB
Warm Grey	WG
Zesty Lime	ZL

Edge Color for PR Edge

Black	EBL

Edge Color for BN Edge

Black	EBL
Blue Grey	EGR
Cayenne	ECY
Cool Grey	ECG
Earthen Clay	EEY
Everglade Shade	EEV
Flannel	EFN
Frosty White	EFW
Hazy Jade	EHJ
Honey Bee	EHY
Light Tone	ELG
Mardi Gras	EMG
Misty Brown	EMY
Nemo	ENE
Nordic	END
Poppy Red	EPR
Purple Haze	EPH
Rubber Ducky	ERK
Sand	ESA
Sky Blue	ESK
Surf's Up	ESP
Twilight Shadow	ETI
Ultra Blue	EUB
Warm Grey	EWG
Zesty Lime	EZL

Edge Color for 73P Edge

Belair	EBQ
Biltmore Cherry	EBT
Black	EBL
Blue Grey	EGR
Brighton Walnut	EBW
Castle Oak	ECO
Cayenne	ECY
Cherry Storm	ECX
Cool Grey	ECG
Earthen Clay	EEY
Everglade Shade	EEV
Flannel	EFN
Florence Walnut	EFC
Friston Ash	EFH
Frosty White	EFW
Hazy Jade	EHJ
Honey Bee	EHY
Italian Silver Ash	EIT
Kensington Maple	EKM
Light Tone	ELG
Mardi Gras	EMG
Misty Brown	EMY
Monticello Maple	EMT
Nemo	ENE
Nordic	END
Poppy Red	EPR
Purple Haze	EPH
River Cherry	ERY
Rubber Ducky	ERK
Sand	ESA
Sky Blue	ESK
Sterling Ash	EAZ
Surf's Up	ESP
Twilight Shadow	ETI
Ultra Blue	EUB
Warm Grey	EWG
Windsor Mahogany	EWY
Zesty Lime	EZL

Finish Cards
View color swatches for items listed within this document.

Paints **Wood/Veneer** **Molded Edges** **Hard Plastics**
Plastics/Poly **Laminates** **Edge Styles** **Glass**

Certain options referenced may not be available on GSA Schedule.

Uniframe® Rectangular Tables with Seating
General Information

Uniframe® Rectangular Tables with Seating
General Information



Rectangular Tables with Benches (UF12BE)



Rectangular Tables with Split Benches (UF12SB)



Rectangular Tables with Stool Seats (UF128)

Features			
Solid core top	•	•	•
High-pressure laminate surface	•	•	•
Bullnose edge	•	•	•
73P edge	•	•	•
Perfect edge	•	•	•
27" height	•	•	•
29" height	•	•	•



Bullnose Edge



73P Edge



Perfect Edge

Seating Capacity:

Model	Max. Child Capacity	Rec. Child Capacity	Max. Adult Capacity	Rec. Adult Capacity
UF12BE	20	16	16	12
UF10BE	16	12	12	8
UF08BE	12	12	8	8
UF12SB	16	16	16	8
UF128	16	16	16	16
UF126	12	12	12	12
UF106	12	12	12	12
UF084	8	8	8	8

SPECIFICATIONS

Lift Mechanism
Tables fold and open in one fluid motion, assisted by a combination of pneumatic cylinders and a torsional energy storage system. This combination ensures safety and ease of use through a controlled, effortless operation. Table stays in a teepee position for easy handling. Torsion-bar-only assists or spring assists are not to be used.

Tops and Benches
Table tops and benches are of solid core warp-resistant construction. Center core is 5/8" thick 45# high-density particleboard. A .040 high-pressure laminate face is used for the top surface with a balanced high pressure laminate backer for the bottom surface. Table tops and benches are attached to the table frame with deep thread screws; expansion rivets are not to be used. Corners have a 1-1/2" radius.

Benches
Bench supports are robotically welded steel construction of 14-gauge tubular frame steel with 6" square, heavy-duty 11-gauge steel plates welded to uprights. Benches are secured to steel plates with deep thread screws. Each split bench requires two plates. Full benches for 8' tables require two plates; full benches for 10' and 12' tables require three plates. No field assembly required.

Stools
Stool supports are robotically welded steel construction consisting of a 14-gauge tubular frame with 6" square, heavy-duty 11-gauge steel plates welded to uprights. Poly stools are attached to the steel plate with deep thread screws. Thermoset hard plastic stools are attached with carriage bolts. No field assembly required.

Stools are one of the following:
A. Poly: High-impact polypropylene stools of heavy-duty construction with ribs to reinforce points of stress. Edges are rolled for comfort and strength. Front is textured and color permeates stool. White marks may occur on the stool top at attachment points but do not alter the structural integrity of the table or stool. Stool is 13" diameter.

B. Thermoset Hard Plastic: Highly durable thermoset hard plastic stool seats of molded melamine and wood flour mixture are available. Seats are scratch resistant with color permeating through seat. Stool is 13" diameter.

Edges
Table top and bench edges are finished in one of the following:

A. Bullnose edge: (Flat vinyl T-edge) Edges are banded with an abrasion-resistant vinyl bullnose molding. The barbed "T" design is inserted into a routed groove in the solid particleboard top and held in place with nails driven from the underside, spaced approximately 8-10" apart.
B. 73P Edge: Edges are banded with a 2mm flat polypropylene edge banding that is chemically bonded to the table or bench core.
C. Perfect Edge: Made of 1/4" thick by 3/4" high cast black polyurethane. The Perfect Edge is mechanically and chemically bonded to the table core and chemically bonded to the laminate surface edge, providing a superior, permanently sealed barrier to moisture, dirt and bacteria penetration.

Frames
Table frames are fabricated using a welded unitized construction, integrating all structural steel members into a self-supporting unit. The table top support apron is 11-gauge channel steel, pierced to securely anchor the tops. End leg and center leg assemblies are robotically wire-welded. Horizontal and vertical tubing is 1-1/4" o.d. 14-gauge steel. Hinge plates are 7-gauge steel. Stretcher bars are 3/4" x 1-1/2" 14-gauge oval steel tubing. All legs operate from the unitized frame, not the table top.

Frame Finish
Frame finish is one of the following:

A. Powder-Coated Finish: Epoxy powder coating is electrostatically applied. The dry coating is fused and cured in a baking oven to form a smooth, continuous film. Finish is chemical-resistant, hard, tough and chip/mar-resistant. Standard finish is black.

B. Chrome Finish: Bright and semi-bright duplex nickel chrome is applied to the frame in a twenty-two step process, creating a superior surface finish that is extremely resistant to staining, scuffing, scratching and corrosion.

Locks
Gravity lock constructed of 3/8" solid steel rods engages automatically into slots in apron hinge, eliminating the possibility of folding unexpectedly. KI's exclusive storage lock is gravity operated for automatic engagement and semi-concealed to prevent accidental release. Release of gravity and storage locks is possible from either side of the table.

Glides
For increased surface area and durability, non-marring 1.25" x 12" glides made of nylon plastic material are standard. Set of eight per table.

Casters
Large 4" diameter heavy-duty hard rubber swivel casters provide easy and safe maneuverability. When the table is in use, casters lift off the floor to prevent table from rolling. To avoid tripping hazards, casters do not extend beyond the outer edge of the table top when in the open position. Tamper-resistant caster covers are used to prevent the trapping of dirt, dust or food. Casters are self-lubricating.

General
Tables ship fully assembled. Tables are listed to applicable UL standards and requirements by Underwriters Laboratories, Inc.

INFORMATION

Warranty
Refer to KI Terms & Conditions document or visit ki.com

Uniframe® Rectangular Tables with Seating
General Information

DIMENSIONS-Rectangular Tables with Benches

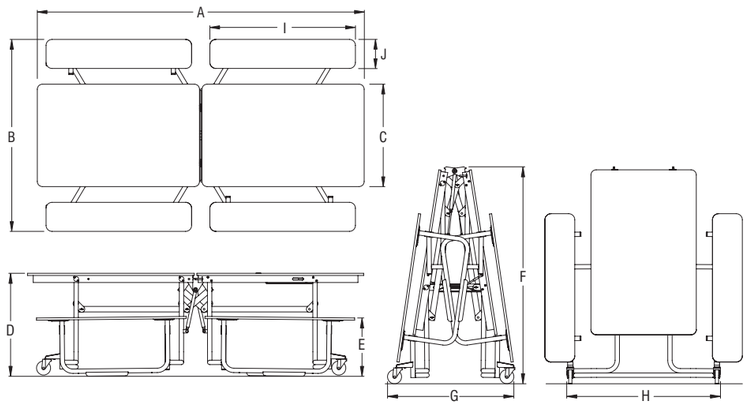

Model UF/BE

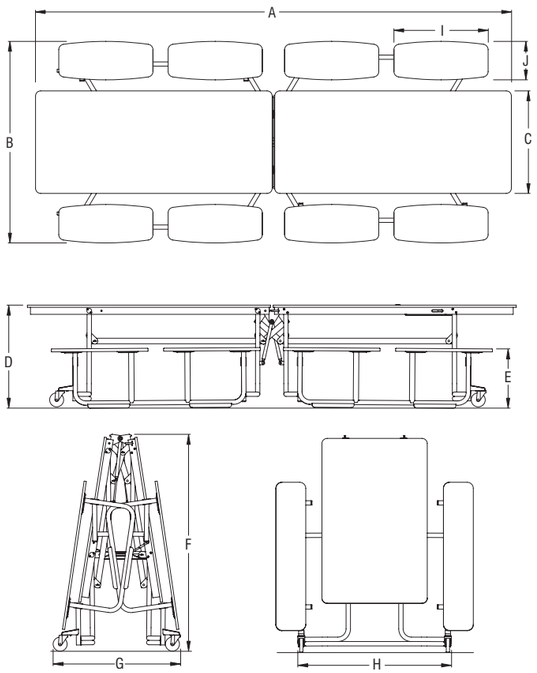

Model UF/SB

Model #	A	B	C	D	E	F	G	H	I	J
UF12/SB/29	139.5"	59.5"	30.0"	29.5"	16.9"	79.75"	33.5""	41.75"	27.56"	11.25"
UF12/SB/27	139.5"	59.0"	30.0"	27.5"	16.9"	77.75"	33.5"	41.75"	27.56"	11.25"
UF12/BE/29	139.5"	56.5"	30.0"	29.5"	16.9"	79.75"	33.5"	41.75"	62.75"	8.5"
UF12/BE/27	139.5"	56.5"	30.0"	27.5"	16.9"	77.75"	33.5"	41.75""	62.75"	8.5"
UF10/BE/29	120.0"	56.5"	30.0"	29.5"	16.9"	71.75"	33.5"	41.75"	53.88"	8.5"
UF10/BE/27	120.0"	56.5"	30.0"	27.5"	16.9"	69.75"	33.5"	41.75"	53.88"	8.5"
UF08/BE/29	96.0"	56.5"	30.0"	29.5"	16.9"	61.75"	33.5"	41.75"	42.63"	8.5"
UF08/BE/27	96.0"	56.5"	30.0"	27.5"	16.9"	59.75"	33.5"	41.75"	42.63"	8.5"

DIMENSIONS-Rectangular Tables with stools

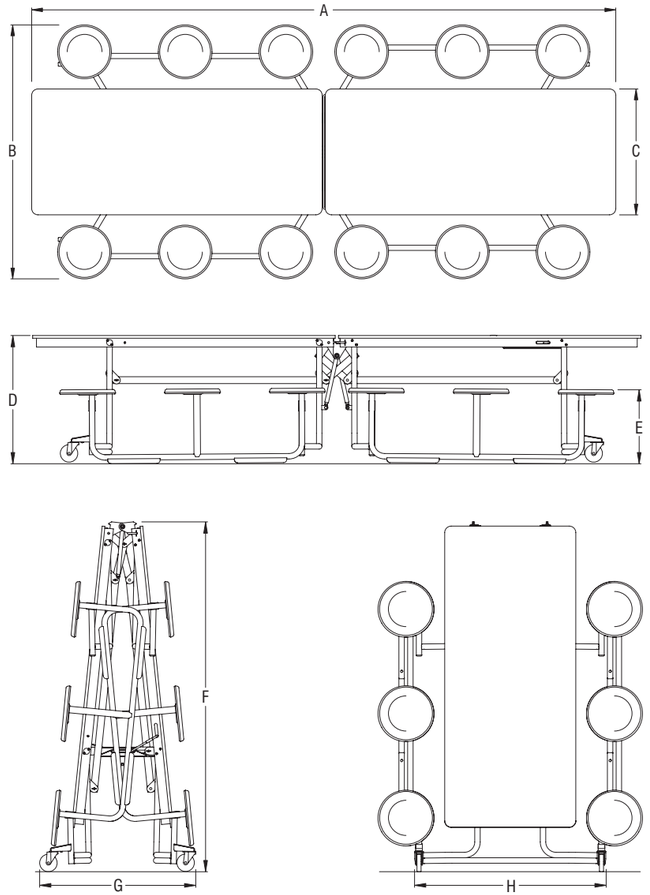

Model #	A	B	C	D	E	F	G	H
UF12/8/29	139.5"	56.5"	30.0"	29.4"	16.8"	79.75"	33.8"	41.75"
UF12/8/27	139.5"	56.5""	30.0"	27.4"	16.8"	77.75"	33.8"	41.75"
UF12/6/29	139.5"	56.5""	30.0"	29.4"	16.8"	79.75"	33.8"	41.75"
UF12/6/27	139.5"	56.5"	30.0"	27.4"	16.8"	77.75"	33.8"	41.75"
UF10/6/29	120.0"	56.5"	30.0"	29.4"	16.8"	71.75"	33.8"	41.75"
UF10/6/27	120.0"	56.5"	30.0"	27.4"	16.8"	69.75"	33.8"	41.75"
UF08/4/29	96.0"	56.5"	30.0"	29.4"	16.8"	61.75"	33.8"	41.75"
UF08/4/27	96.0"	56.5"	30.0"	27.4"	16.8"	59.75"	33.8"	41.75"

Uniframe® Rectangular Tables with Seating (Freight Excluded)

Rectangular Table with Benches

Uniframe® Rectangular Tables with Seating (Freight Excluded)
Rectangular Table with Benches

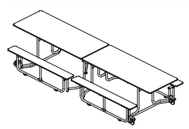

UFRCB

MODEL	D x W	MODEL NUMBER: Basic Model	Edge Style	Height	Surface Finish	Surface Edge Color	Bench Surface	Bench Edge Color	Frame Color	Approx. Packaged Weight	Flat Vinyl T-Edge (BN)	3/4" 73P Edge (73P)	Perfect Edge (PR)	Chrome Upcharge add to list price
Rectangular Table with Benches • Available in 8', 10' and 12' models • Unitized all-steel frames provide superior stability and durability • KI's exclusive combination pneumatic lift assist and torsional energy storage system results in a controlled, effortless folding. Also holds tables in a teepee position for easy cleaning • Storage lock standard for added safety • Gravity lock stabilizes tables in the open position and eliminates possibility of tables folding unexpectedly • Listed to applicable UL standards and requirements by Underwriters Laboratories, Inc • Dimensions include overall depth and width of table and seating	56-1/2 x 96"	UF08BE	□□□	□□	□□□	□□□	□□□□	□□□□	□□	295.0#	$ 2351	$ 2665	$ 2807	$ 190
	56-1/2 x 120"	UF10BE	□□□	□□	□□□	□□□	□□□□	□□□□	□□	341.0#	2552	2757	3083	192
	56-1/2 x 139-1/2"	UF12BE	□□□	□□	□□□	□□□	□□□□	□□□□	□□	371.0#	2604	2931	3190	186
		Ⓐ	Ⓑ	Ⓒ	Ⓓ	Ⓔ	Ⓕ	Ⓖ	Ⓗ					

HOW TO ORDER

Indicate the following information on order form:
1. Quantity of each item.
2. Model number, including options. See "How To Build a Model Number".
3. Any special service required.

Note: • The □ indicates that a choice is required.
- The absence of the □ indicates that no choice is required.
- Alpha-numeric characters in place of □ indicate that no other alternatives are available.

HOW TO BUILD A MODEL NUMBER

Ⓐ Select basic model.
Basic model includes base no. of table with codes for length of table, edge treatment and frame finish.

Ⓑ Select edge style.

BN	- Flat vinyl T-edge
73P	- 3/4" 73P edge
PR	- Perfect edge

Ⓒ Select height.

27	- 27" high
29	- 29" high

Ⓓ Select surface finish.
Refer to the **Product Color Options** page in this price list.
Surface finish offerings are based on edge style selections.

Ⓔ Select surface edge color.
Refer to the **Product Color Options** page in this price list.
Edge color offerings are based on edge style selections.

Ⓕ Select bench surface.
Refer to the **Product Color Options** page in this price list.

Ⓖ Select bench edge color.
Refer to the **Product Color Options** page in this price list.
Edge color offerings are based on edge style selections.

Ⓗ Select frame color.
Refer to the **Product Color Options** page in this price list.
(BL) Std-no upcharge, all other colors have $14 upcharge, see price column for Chrome upcharge

FINISH INFORMATION

Additional Laminate Offering

Additional laminates are available with two weeks extended leadtime and a $70 per table list upcharge. To specify additional laminates from the suppliers, use these designators followed by the supplier's color/pattern code:

Formica - LF/supplier's color pattern code
Nevamar - LN/supplier's color pattern code
Pionite - LP/supplier's color pattern code
Wilsonart - LW/supplier's color pattern code

KI's standard finish is the supplier's recommended finish for that color/pattern. When additional laminates are specified, top surface and bench surface are the same (bench edge color will match surface edge color).

SPECIAL SERVICES

Special Carton Marking

With specially marked information	N/C

Shipping

Ships **assembled, FOB Green Bay, WI 54302, freight excluded.** Freight class 200.

Specifications and prices are subject to change without prior notice.

Uniframe® Rectangular Tables with Seating (Freight Excluded)

Rectangular Table with Split Benches

Uniframe® Rectangular Tables with Seating (Freight Excluded)
Rectangular Table with Split Benches

	MODEL	D x W	MODEL NUMBER: Basic Model	Edge Style	Height	Surface Finish	Edge Color	Bench Surface	Bench Edge Color	Frame Color	Approx. Packaged Weight	Flat Vinyl T-Edge (BN)	3/4" 73P Edge (73P)	Perfect Edge (PR)	Chrome Upcharge add to list price
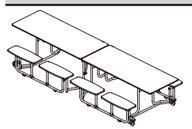 UFRCS	**Rectangular Table with Split Benches** • Available in 12' models • Unitized all-steel frames provide superior stability and durability • KI's exclusive combination pneumatic lift assist and torsional energy storage system results in a controlled, effortless folding. Also holds tables in a teepee position for easy cleaning • Storage lock standard for added safety • Gravity lock stabilizes tables in the open position and eliminates possibility of tables folding unexpectedly • Listed to applicable UL standards and requirements by Underwriters Laboratories, Inc • Dimensions include overall depth and width of table and seating	59 x 139-1/2"	UF12SB	□□□	□□	□□□	□□□	□□□□	□□□□	□□	385.0#	$ 3003	$ 3241	$ 3641	$ 207

Ⓐ Ⓑ Ⓒ Ⓓ Ⓔ Ⓕ Ⓖ Ⓗ

HOW TO ORDER

Indicate the following information on order form:
1. Quantity of each item.
2. Model number, including options. See "How To Build a Model Number".
3. Any special service required.

Note: • The □ indicates that a choice is required.
- The absence of the □ indicates that no choice is required.
- Alpha-numeric characters in place of □ indicate that no other alternatives are available.

HOW TO BUILD A MODEL NUMBER

Ⓐ Select basic model.
Basic model includes base no. of table with codes for length of table, edge treatment and frame finish.

Ⓑ Select edge style.

BN	- Flat vinyl T-edge
73P	- 3/4" 73P edge
PR	- Perfect edge

Ⓒ Select height.

27	- 27" high
29	- 29" high

Ⓓ Select surface finish.
Refer to the **Product Color Options** page in this price list.
Surface finish offerings are based on edge style selections.

Ⓔ Select surface edge color.
Refer to the **Product Color Options** page in this price list.
Edge color offerings are based on edge style selections.

Ⓕ Select bench surface.
Refer to the **Product Color Options** page in this price list.

Ⓖ Select bench edge color.
Refer to the **Product Color Options** page in this price list.
Edge color offerings are based on edge style selections.

Ⓗ Select frame color.
Refer to the **Product Color Options** page in this price list.
(BL) Std-no upcharge, all other colors have $14 upcharge, see price column for Chrome upcharge

FINISH INFORMATION

Additional Laminate Offering

Additional laminates are available with two weeks extended leadtime and a $70 per table list upcharge. To specify additional laminates from the suppliers, use these designators followed by the supplier's color/pattern code:

Formica - LF/supplier's color pattern code
Nevamar - LN/supplier's color pattern code
Pionite - LP/supplier's color pattern code
Wilsonart - LW/supplier's color pattern code

KI's standard finish is the supplier's recommended finish for that color/pattern. When additional laminates are specified, top surface and bench surface are the same (bench edge color will match surface edge color).

SPECIAL SERVICES

Special Carton Marking

With specially marked information	N/C

Shipping

Ships **assembled, FOB Green Bay, WI 54302, freight excluded.** Freight class 200.

Specifications and prices are subject to change without prior notice.

Uniframe® Rectangular Tables with Seating (Freight Excluded)

Rectangular Table with Stool Seats

Uniframe® Rectangular Tables with Seating (Freight Excluded)
Rectangular Table with Stool Seats

	MODEL	Features	D x W	MODEL NUMBER: Basic Model	Edge Style	Height	Surface Finish	Edge Color	Stool Color	Frame Color	Approx. Packaged Weight	Flat Vinyl T-Edge (BN)	3/4" 73P Edge (73P)	Perfect Edge (PR)	Chrome Upcharge add to list price
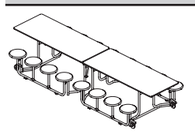 UFRCP	**Rectangular Table with Stool Seats - Polypropylene** • Available in 8', 10' and 12' models • Unitized all-steel frames provide superior stability and durability • KI's exclusive combination pneumatic lift assist and torsional energy storage system results in a controlled, effortless folding. Also holds tables in a teepee position for easy cleaning • Storage lock standard for added safety • Gravity lock stabilizes tables in the open position and eliminates possibility of tables folding unexpectedly • Listed to applicable UL standards and requirements by Underwriters Laboratories, Inc • Dimensions include overall depth and width of table and seating	8 Stools	60-1/2 x 96"	UF084/PY	□□□	□□	□□□	□□□	□□□□	□□	299.0#	$ 2699	$ 2834	$ 2983	$ 181
		12 Stools	60-1/2 x 120"	UF106/PY	□□□	□□	□□□	□□□	□□□□	□□	353.0#	2846	2990	3142	198
		12 Stools	60-1/2 x 139-1/2"	UF126/PY	□□□	□□	□□□	□□□	□□□□	□□	377.0#	2984	3134	3295	214
		16 Stools	60-1/2 x 139-1/2"	UF128/PY	□□□	□□	□□□	□□□	□□□□	□□	385.0#	3098	3251	3412	207
				Ⓐ	Ⓑ	Ⓒ	Ⓓ	Ⓔ	Ⓕ	Ⓖ					

HOW TO ORDER

Indicate the following information on order form:
1. Quantity of each item.
2. Model number, including options. See "How To Build a Model Number".
3. Any special service required.

Note: • The □ indicates that a choice is required.
- The absence of the □ indicates that no choice is required.
- Alpha-numeric characters in place of □ indicate that no other alternatives are available.

HOW TO BUILD A MODEL NUMBER

Ⓐ Select basic model.
Basic model includes base no. of table with codes for length of table, edge treatment, frame finish and stool material.

Ⓑ Select edge style.

BN	- Flat vinyl T-edge
73P	- 3/4" 73P edge
PR	- Perfect edge

Ⓒ Select height.

27	- 27" high
29	- 29" high

Ⓓ Select surface finish.
Refer to the **Product Color Options** page in this price list.
Surface finish offerings are based on edge style selections.

Ⓔ Select surface edge color.
Refer to the **Product Color Options** page in this price list.
Edge color offerings are based on edge style selections.

Ⓕ Select stool color - Polypropylene (PY).
Refer to the **Product Color Options** page in this price list.

Ⓖ Select frame color.
Refer to the **Product Color Options** page in this price list.
(BL) Std-no upcharge, all other colors have $14 upcharge, see price column for Chrome upcharge

FINISH INFORMATION

Additional Laminate Offering

Additional laminates are available with two weeks extended leadtime and a $70 per table list upcharge. To specify additional laminates from the suppliers, use these designators followed by the supplier's color/pattern code:

Formica - LF/supplier's color pattern code
Nevamar - LN/supplier's color pattern code
Pionite - LP/supplier's color pattern code
Wilsonart - LW/supplier's color pattern code

KI's standard finish is the supplier's recommended finish for that color/pattern.

INFORMATION

Polypropylene Stool

High-impact polypropylene stools of heavy-duty construction, with ribs, reinforce points of stress. Edges are rolled for comfort and strength. Front is textured and color permeates stool. White marks may occur on the stool top at attachment points but do not alter the structural integrity of the table or stool. Stool is 13" diameter and fastens with screws.

SPECIAL SERVICES

Special Carton Marking

With specially marked information	N/C

Shipping

Ships **assembled, FOB Green Bay, WI 54302, freight excluded.** Freight class 200.

Specifications and prices are subject to change without prior notice.

Uniframe® Rectangular Tables with Seating (Freight Excluded)

Rectangular Table with Stool Seats

Uniframe® Rectangular Tables with Seating (Freight Excluded)
Rectangular Table with Stool Seats

	MODEL	Features	D x W	MODEL NUMBER: Basic Model	Edge Style	Height	Surface Finish	Edge Color	Stool Color	Frame Color	Approx. Packaged Weight	Flat Vinyl T-Edge (BN)	3/4" 73P Edge (73P)	Perfect Edge (PR)	Chrome Upcharge add to list price
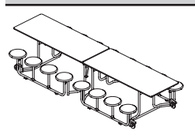 UFRCT	**Rectangular Table with Stools - Thermoset Hard Plastic** • Available in 8', 10' and 12' models • Unitized all-steel frames provide superior stability and durability • KI's exclusive combination pneumatic lift assist and torsional energy storage system results in a controlled, effortless folding. Also holds tables in a teepee position for easy cleaning • Storage lock standard for added safety • Gravity lock stabilizes tables in the open position and eliminates possibility of tables folding unexpectedly • Listed to applicable UL standards and requirements by Underwriters Laboratories, Inc • Dimensions include overall depth and width of table and seating	8 Stools	60-1/2 x 96"	UF084/CX	□□□	□□	□□□	□□□	□□□	□□	299.0#	$ 2881	$ 3025	$ 3163	$ 181
		12 Stools	60-1/2 x 120"	UF106/CX	□□□	□□	□□□	□□□	□□□	□□	353.0#	3107	3261	3402	198
		12 Stools	60-1/2 x 139-1/2"	UF126/CX	□□□	□□	□□□	□□□	□□□	□□	377.0#	3246	3410	3556	214
		16 Stools	60-1/2 x 139-1/2"	UF128/CX	□□□	□□	□□□	□□□	□□□	□□	385.0#	3451	3623	3761	207
				Ⓐ	Ⓑ	Ⓒ	Ⓓ	Ⓔ	Ⓕ	Ⓖ					

HOW TO ORDER

Indicate the following information on order form:
1. Quantity of each item.
2. Model number, including options. See "How To Build a Model Number".
3. Any special service required.

Note: • The □ indicates that a choice is required.
- The absence of the □ indicates that no choice is required.
- Alpha-numeric characters in place of □ indicate that no other alternatives are available.

HOW TO BUILD A MODEL NUMBER

Ⓐ Select basic model.
Basic model includes base no. of table with codes for length of table, edge treatment, frame finish and stool material.

Ⓑ Select edge style.

BN	- Flat vinyl T-edge
73P	- 3/4" 73P edge
PR	- Perfect edge

Ⓒ Select height.

27	- 27" high
29	- 29" high

Ⓓ Select surface finish.
Refer to the **Product Color Options** page in this price list.
Surface finish offerings are based on edge style selections.

Ⓔ Select surface edge color.
Refer to the **Product Color Options** page in this price list.
Edge color offerings are based on edge style selections.

Ⓕ Select stool color - Thermoset Hard Plastic (CX).
Refer to the **Product Color Options** page in this price list.

Ⓖ Select frame color.
Refer to the **Product Color Options** page in this price list.
(BL) Std-no upcharge, all other colors have $14 upcharge, see price column for Chrome upcharge

FINISH INFORMATION

Additional Laminate Offering

Additional laminates are available with two weeks extended leadtime and a $70 per table list upcharge. To specify additional laminates from the suppliers, use these designators followed by the supplier's color/pattern code:

Formica - LF/supplier's color pattern code
Nevamar - LN/supplier's color pattern code
Pionite - LP/supplier's color pattern code
Wilsonart - LW/supplier's color pattern code

KI's standard finish is the supplier's recommended finish for that color/pattern.

SPECIAL SERVICES

Special Carton Marking

With specially marked information	N/C

Shipping

Ships **assembled, FOB Green Bay, WI 54302, freight excluded.** Freight class 200.

Specifications and prices are subject to change without prior notice.

Uniframe® Rectangular Tables with Seating (Delivered)

Rectangular Table with Benches

Uniframe® Rectangular Tables with Seating (Delivered)
Rectangular Table with Benches

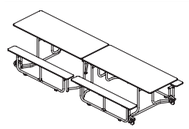

UFRCB

MODEL	D x W	MODEL NUMBER: Basic Model	Edge Style	Height	Surface Finish	Surface Edge Color	Bench Surface	Bench Edge Color	Frame Color	Approx. Packaged Weight	Flat Vinyl T-Edge (BN)	3/4" 73P Edge (73P)	Perfect Edge (PR)	Chrome Upcharge add to list price
Rectangular Table with Benches • Available in 8', 10' and 12' models • Unitized all-steel frames provide superior stability and durability • KI's exclusive combination pneumatic lift assist and torsional energy storage system results in a controlled, effortless folding. Also holds tables in a teepee position for easy cleaning • Storage lock standard for added safety • Gravity lock stabilizes tables in the open position and eliminates possibility of tables folding unexpectedly • Listed to applicable UL standards and requirements by Underwriters Laboratories, Inc • Dimensions include overall depth and width of table and seating	56-1/2 x 96"	UF08BE	□□□	□□	□□□	□□□	□□□□	□□□□	□□	295.0#	$ 2756	$ 3127	$ 3290	$ 221
	56-1/2 x 120"	UF10BE	□□□	□□	□□□	□□□	□□□□	□□□□	□□	341.0#	2995	3232	3618	223
	56-1/2 x 139-1/2"	UF12BE	□□□	□□	□□□	□□□	□□□□	□□□□	□□	371.0#	3054	3463	3742	220
		Ⓐ	Ⓑ	Ⓒ	Ⓓ	Ⓔ	Ⓕ	Ⓖ	Ⓗ					

HOW TO ORDER

Indicate the following information on order form:
1. Quantity of each item.
2. Model number, including options. See "How To Build a Model Number".
3. Any special service required.

Note: • The □ indicates that a choice is required.
- The absence of the □ indicates that no choice is required.
- Alpha-numeric characters in place of □ indicate that no other alternatives are available.

HOW TO BUILD A MODEL NUMBER

Ⓐ Select basic model.
Basic model includes base no. of table with codes for length of table, edge treatment and frame finish.

Ⓑ Select edge style.

Ⓒ Select height.

27	- 27" high
29	- 29" high

Ⓓ Select surface finish.
Refer to the **Product Color Options** page in this price list.
Surface finish offerings are based on edge style selections.

Ⓔ Select surface edge color.
Refer to the **Product Color Options** page in this price list.
Edge color offerings are based on edge style selections.

Ⓕ Select bench surface.
Refer to the **Product Color Options** page in this price list.

Ⓖ Select bench edge color.
Refer to the **Product Color Options** page in this price list.
Edge color offerings are based on edge style selections.

Ⓗ Select frame color.
Refer to the **Product Color Options** page in this price list.
(BL) Std-no upcharge, all other colors have $17 upcharge, see price column for Chrome upcharge

FINISH INFORMATION

Additional Laminate Offering

Additional laminates are available with two weeks extended leadtime and a $83 per table list upcharge. To specify additional laminates from the suppliers, use these designators followed by the supplier's color/pattern code:

Formica - LF/supplier's color pattern code
Nevamar - LN/supplier's color pattern code
Pionite - LP/supplier's color pattern code
Wilsonart - LW/supplier's color pattern code

KI's standard finish is the supplier's recommended finish for that color/pattern. When additional laminates are specified, top surface and bench surface are the same (bench edge color will match surface edge color).

SPECIAL SERVICES

Special Carton Marking

With specially marked information	N/C

Shipping

Ships **assembled, FOB Green Bay, WI 54302, freight prepaid.** Freight class 200.

Specifications and prices are subject to change without prior notice.

Uniframe® Rectangular Tables with Seating (Delivered)

Rectangular Table with Split Benches

Uniframe® Rectangular Tables with Seating (Delivered)
Rectangular Table with Split Benches

	MODEL	D x W	MODEL NUMBER: Basic Model	Edge Style	Height	Surface Finish	Edge Color	Bench Surface	Bench Edge Color	Frame Color	Approx. Packaged Weight	Flat Vinyl T-Edge (BN)	3/4" 73P Edge (73P)	Perfect Edge (PR)	Chrome Upcharge add to list price
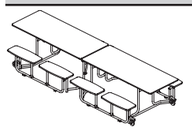 UFRCS	**Rectangular Table with Split Benches** • Available in 12' models • Unitized all-steel frames provide superior stability and durability • KI's exclusive combination pneumatic lift assist and torsional energy storage system results in a controlled, effortless folding. Also holds tables in a teepee position for easy cleaning • Storage lock standard for added safety • Gravity lock stabilizes tables in the open position and eliminates possibility of tables folding unexpectedly • Listed to applicable UL standards and requirements by Underwriters Laboratories, Inc • Dimensions include overall depth and width of table and seating	59 x 139-1/2"	UF12SB	□□□	□□	□□□	□□□	□□□□	□□□□	□□	385.0#	$ 3518	$ 3799	$ 4272	$ 245
			Ⓐ	Ⓑ	Ⓒ	Ⓓ	Ⓔ	Ⓕ	Ⓖ	Ⓗ					

HOW TO ORDER

Indicate the following information on order form:
1. Quantity of each item.
2. Model number, including options. See "How To Build a Model Number".
3. Any special service required.

Note: • The □ indicates that a choice is required.
- The absence of the □ indicates that no choice is required.
- Alpha-numeric characters in place of □ indicate that no other alternatives are available.

HOW TO BUILD A MODEL NUMBER

Ⓐ Select basic model.
Basic model includes base no. of table with codes for length of table, edge treatment and frame finish.

Ⓑ Select edge style.

Ⓒ Select height.

27	- 27" high
29	- 29" high

Ⓓ Select surface finish.
Refer to the **Product Color Options** page in this price list.
Surface finish offerings are based on edge style selections.

Ⓔ Select surface edge color.
Refer to the **Product Color Options** page in this price list.
Edge color offerings are based on edge style selections.

Ⓕ Select bench surface.
Refer to the **Product Color Options** page in this price list.

Ⓖ Select bench edge color.
Refer to the **Product Color Options** page in this price list.
Edge color offerings are based on edge style selections.

Ⓗ Select frame color.
Refer to the **Product Color Options** page in this price list.
(BL) Std-no upcharge, all other colors have $17 upcharge, see price column for Chrome upcharge

FINISH INFORMATION

Additional Laminate Offering

Additional laminates are available with two weeks extended leadtime and a $83 per table list upcharge. To specify additional laminates from the suppliers, use these designators followed by the supplier's color/pattern code:

Formica - LF/supplier's color pattern code
Nevamar - LN/supplier's color pattern code
Pionite - LP/supplier's color pattern code
Wilsonart - LW/supplier's color pattern code

KI's standard finish is the supplier's recommended finish for that color/pattern. When additional laminates are specified, top surface and bench surface are the same (bench edge color will match surface edge color).

SPECIAL SERVICES

Special Carton Marking

With specially marked information	N/C

Shipping

Ships **assembled, FOB Green Bay, WI 54302, freight prepaid.** Freight class 200.

Specifications and prices are subject to change without prior notice.

Uniframe® Rectangular Tables with Seating (Delivered)

Rectangular Table with Stool Seats

Uniframe® Rectangular Tables with Seating (Delivered)
Rectangular Table with Stool Seats

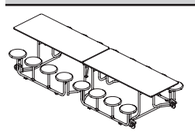

UFRCP

Rectangular Table with Stool Seats - Polypropylene

- Available in 8', 10' and 12' models
- Unitized all-steel frames provide superior stability and durability
- KI's exclusive combination pneumatic lift assist and torsional energy storage system results in a controlled, effortless folding. Also holds tables in a teepee position for easy cleaning
- Storage lock standard for added safety
- Gravity lock stabilizes tables in the open position and eliminates possibility of tables folding unexpectedly
- Listed to applicable UL standards and requirements by Underwriters Laboratories, Inc
- Dimensions include overall depth and width of table and seating

MODEL	Features	D x W	MODEL NUMBER: Basic Model (A)	Edge Style (B)	Height (C)	Surface Finish (D)	Edge Color (E)	Stool Color (F)	Frame Color (G)	Approx. Packaged Weight	Flat Vinyl T-Edge (BN)	3/4" 73P Edge (73P)	Perfect Edge (PR)	Chrome Upcharge add to list price
	8 Stools	60-1/2 x 96"	UF084/PY	□□□	□□	□□□	□□□	□□□□	□□	299.0#	$ 3164	$ 3324	$ 3499	$ 214
	12 Stools	60-1/2 x 120"	UF106/PY	□□□	□□	□□□	□□□	□□□□	□□	353.0#	3341	3505	3683	230
	12 Stools	60-1/2 x 139-1/2"	UF126/PY	□□□	□□	□□□	□□□	□□□□	□□	377.0#	3500	3676	3864	252
	16 Stools	60-1/2 x 139-1/2"	UF128/PY	□□□	□□	□□□	□□□	□□□□	□□	385.0#	3632	3812	4001	245

HOW TO ORDER

Indicate the following information on order form:
1. Quantity of each item.
2. Model number, including options. See "How To Build a Model Number".
3. Any special service required.

Note: • The □ indicates that a choice is required.
- The absence of the □ indicates that no choice is required.
- Alpha-numeric characters in place of □ indicate that no other alternatives are available.

HOW TO BUILD A MODEL NUMBER

A Select basic model.
Basic model includes base no. of table with codes for length of table, edge treatment, frame finish and stool material.

B Select edge style.

C Select height.

27	- 27" high
29	- 29" high

D Select surface finish.
Refer to the **Product Color Options** page in this price list.
Surface finish offerings are based on edge style selections.

E Select surface edge color.
Refer to the **Product Color Options** page in this price list.
Edge color offerings are based on edge style selections.

F Select stool color - Polypropylene (PY).
Refer to the **Product Color Options** page in this price list.

G Select frame color.
Refer to the **Product Color Options** page in this price list.
(BL) Std-no upcharge, all other colors have $17 upcharge, see price column for Chrome upcharge

FINISH INFORMATION

Additional Laminate Offering

Additional laminates are available with two weeks extended leadtime and a $83 per table list upcharge. To specify additional laminates from the suppliers, use these designators followed by the supplier's color/pattern code:

Formica - LF/supplier's color pattern code
Nevamar - LN/supplier's color pattern code
Pionite - LP/supplier's color pattern code
Wilsonart - LW/supplier's color pattern code

KI's standard finish is the supplier's recommended finish for that color/pattern.

INFORMATION

Polypropylene Stool

High-impact polypropylene stools of heavy-duty construction, with ribs, reinforce points of stress. Edges are rolled for comfort and strength. Front is textured and color permeates stool. White marks may occur on the stool top at attachment points but do not alter the structural integrity of the table or stool. Stool is 13" diameter and fastens with screws.

SPECIAL SERVICES

Special Carton Marking

With specially marked information	N/C

Shipping

Ships **assembled, FOB Green Bay, WI 54302, freight prepaid.** Freight class 200.

Specifications and prices are subject to change without prior notice.

Uniframe® Rectangular Tables with Seating (Delivered)

Rectangular Table with Stool Seats

Uniframe® Rectangular Tables with Seating (Delivered)
Rectangular Table with Stool Seats

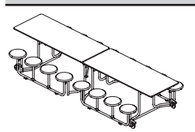

UFRCT

MODEL	Features	D x W	MODEL NUMBER: Basic Model	Edge Style	Height	Surface Finish	Edge Color	Stool Color	Frame Color	Approx. Packaged Weight	Flat Vinyl T-Edge (BN)	3/4" 73P Edge (73P)	Perfect Edge (PR)	Chrome Upcharge add to list price
Rectangular Table with Stools - Thermoset Hard Plastic • Available in 8', 10' and 12' models • Unitized all-steel frames provide superior stability and durability • KI's exclusive combination pneumatic lift assist and torsional energy storage system results in a controlled, effortless folding. Also holds tables in a teepee position for easy cleaning • Storage lock standard for added safety • Gravity lock stabilizes tables in the open position and eliminates possibility of tables folding unexpectedly • Listed to applicable UL standards and requirements by Underwriters Laboratories, Inc • Dimensions include overall depth and width of table and seating	8 Stools	60-1/2 x 96"	UF084/CX	□□□	□□	□□□	□□□	□□□	□□	299.0#	$ 3380	$ 3546	$ 3709	$ 214
	12 Stools	60-1/2 x 120"	UF106/CX	□□□	□□	□□□	□□□	□□□	□□	353.0#	3644	3824	3990	230
	12 Stools	60-1/2 x 139-1/2"	UF126/CX	□□□	□□	□□□	□□□	□□□	□□	377.0#	3809	3998	4171	252
	16 Stools	60-1/2 x 139-1/2"	UF128/CX	□□□	□□	□□□	□□□	□□□	□□	385.0#	4046	4249	4409	245
			Ⓐ	Ⓑ	Ⓒ	Ⓓ	Ⓔ	Ⓕ	Ⓖ					

HOW TO ORDER

Indicate the following information on order form:
1. Quantity of each item.
2. Model number, including options. See "How To Build a Model Number".
3. Any special service required.

Note: • The □ indicates that a choice is required.
- The absence of the □ indicates that no choice is required.
- Alpha-numeric characters in place of □ indicate that no other alternatives are available.

HOW TO BUILD A MODEL NUMBER

Ⓐ Select basic model.
Basic model includes base no. of table with codes for length of table, edge treatment, frame finish and stool material.

Ⓑ Select edge style.

Ⓒ Select height.

27	- 27" high
29	- 29" high

Ⓓ Select surface finish.
Refer to the **Product Color Options** page in this price list.
Surface finish offerings are based on edge style selections.

Ⓔ Select surface edge color.
Refer to the **Product Color Options** page in this price list.
Edge color offerings are based on edge style selections.

Ⓕ Select stool color - Thermoset Hard Plastic (CX).
Refer to the **Product Color Options** page in this price list.

Ⓖ Select frame color.
Refer to the **Product Color Options** page in this price list.
(BL) Std-no upcharge, all other colors have $17 upcharge, see price column for Chrome upcharge

FINISH INFORMATION

Additional Laminate Offering

Additional laminates are available with two weeks extended leadtime and a $83 per table list upcharge. To specify additional laminates from the suppliers, use these designators followed by the supplier's color/pattern code:

Formica - LF/supplier's color pattern code
Nevamar - LN/supplier's color pattern code
Pionite - LP/supplier's color pattern code
Wilsonart - LW/supplier's color pattern code

KI's standard finish is the supplier's recommended finish for that color/pattern.

SPECIAL SERVICES

Special Carton Marking

With specially marked information	N/C

Shipping

Ships **assembled, FOB Green Bay, WI 54302, freight prepaid.** Freight class 200.

Specifications and prices are subject to change without prior notice.

Uniframe® Round Tables with Seating
General Information



Round Tables with Split Benches (UFRD5SB/BN/CH)



Round Tables with Stool Seats (UFRD58/PR/PB)

Features

Solid core top	•	•
High-pressure laminate surface	•	•
Bullnose edge	•	•
73P edge	•	•
Perfect edge	•	•
27" height	•	•
29" height	•	•



Bullnose Edge



73P Edge



Perfect Edge

Seating Capacity:

Model	Max. Child Capacity	Rec. Child Capacity	Max. Adult Capacity	Rec. Adult Capacity
UFRD5SB	12	8	8	4
UFRD58	8	8	8	8

SPECIFICATIONS

Lift Mechanism
Tables fold and open in one fluid motion, assisted by a combination of pneumatic cylinders and a torsional energy storage system. This combination ensures safety and ease of use through a controlled, effortless operation. Table stays in a teepee position for easy handling. Torsion-bar-only assists or spring assists are not to be used.

Tops and Benches
Table tops and benches are solid core warp-resistant construction. Center core is 5/8" thick 45# high-density particleboard. A .040 high-pressure laminate face is used for the top surface with a balanced high-pressure laminate backer for the bottom surface. Table tops and benches are attached to the table frame with deep thread screws; expansion rivets are not to be used. Corners have a 1-1/2" radius.

Split Benches
Bench supports shall be robotically welded steel construction consisting of a 14-gauge tubular frame with 6" square, heavy-duty 11-gauge steel plates welded to the uprights. Benches are secured to the steel plates with deep thread screws. There shall be two plates for each split bench. No field assembly required.

Stools
Stool supports are robotically welded steel construction consisting of a 14-gauge tubular frame with 6" square, heavy-duty 11-gauge steel plates welded to uprights. Poly stools are attached to the steel plate with deep thread screws. Thermoset hard plastic stools are attached with carriage bolts. No field assembly required.

Stools are one of the following:
A. Poly: High-impact polypropylene stools of heavy-duty construction with ribs to reinforce points of stress. Edges are rolled for comfort and strength. Front is textured and color permeates stool. White marks may occur on the stool top at attachment points but do not alter the structural integrity of the table or stool. Stool is 13" diameter.

B. Thermoset Hard Plastic: Highly durable thermoset hard plastic stool seats of molded melamine and wood flour mixture are available. Seats are scratch resistant with color permeating through seat. Stool is 13" diameter.

Edges
Table top and bench edges are finished in one of the following:

A. Bullnose edge: (Flat vinyl T-edge) Edges are banded with an abrasion-resistant black vinyl bullnose molding. The barbed "T" design is inserted into a routed groove in the solid particleboard top and held in place with nails driven from the underside, spaced approximately 8-10" apart.

B. 73P Edge: Edges are banded with a 2mm flat polypropylene edge banding that is chemically bonded to the table or bench core.

C. Perfect Edge: Made of 1/4" thick by 3/4" high cast black polyurethane. The Perfect Edge is mechanically and chemically bonded to the table core and chemically bonded to the laminate surface edge, providing a superior, permanently sealed barrier to moisture, dirt and bacteria penetration.

Frames
Table frames are fabricated using a welded unitized construction, integrating all structural steel members into a self-supporting unit. The table top support apron is 11-gauge channel steel, pierced to securely anchor the tops. End leg and center leg assemblies are robotically wire-welded. Horizontal and vertical tubing is 1-1/4" o.d. 14-gauge steel. Hinge plates are 7-gauge steel. Stretcher bars are 3/4" x 1-1/2" 14-gauge oval steel tubing. All legs operate from the unitized frame, not the table top.

Frame Finish
Frame finish is one of the following:
A. Powder-Coated Finish: Epoxy powder coating is electrostatically applied. The dry coating is fused and cured in a baking oven to form a smooth, continuous film. Finish is chemical-resistant, hard, tough and chip/mar-resistant. Standard finish is black.
B. Chrome Finish: Bright and semi-bright duplex nickel chrome is applied to the frame in a twenty-two step process, creating a superior surface finish that is extremely resistant to staining, scuffing, scratching and corrosion.

Locks
Gravity lock constructed of 3/8" solid steel rods engages automatically into slots in apron hinge, eliminating the possibility of folding unexpectedly. KI's exclusive storage lock is spring loaded for automatic engagement and semi-concealed to prevent accidental release. Release of gravity and storage locks is possible from either side of the table.

Glides
For increased surface area and durability, non-marring 1.25" x 12" glides made of nylon plastic material are standard. Set of four per table.

Casters
Large 4" diameter heavy duty hard rubber swivel casters provide easy and safe maneuverability. When the table is in use, casters lift off the floor to prevent table from rolling. To avoid tripping hazards, casters do not extend beyond the end of the bench unit or outermost stool when in the open position. Tamper-resistant caster covers are used to prevent the trapping of dirt, dust or food. Casters are self-lubricating.

General
Tables ship fully assembled. Tables are listed with Underwriters Laboratories in compliance with testing for public safety (Mobile Folding Tables).

INFORMATION

Warranty
Refer to KI Terms & Conditions document or visit ki.com

DIMENSIONS-Round Tables with Benches

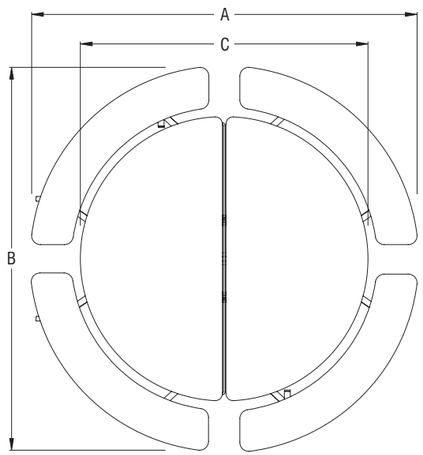

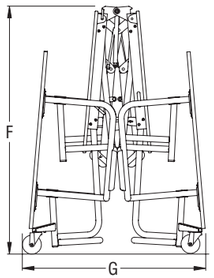

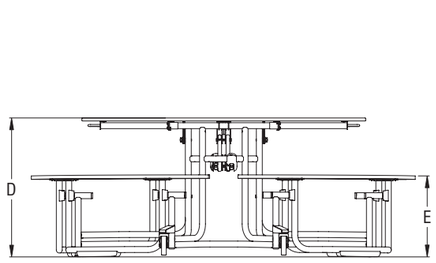

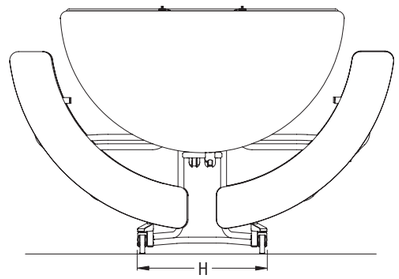

Model #	A	B	C	D	E	F	G	H
UFRD5/SB/29	81.5"	81.1"	60.0"	29.2"	17.2"	52.3"	39.0"	26.5"
UFRD5/SB/27	81.5"	81.1"	60.0"	27.2"	17.2"	52.3"	39.0"	26.5"

Uniframe® Round Tables with Seating
General Information

DIMENSIONS-Round Tables with Stools

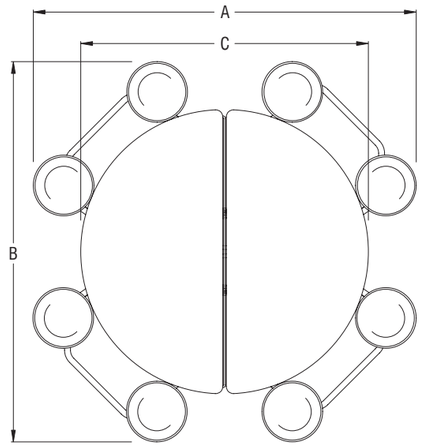

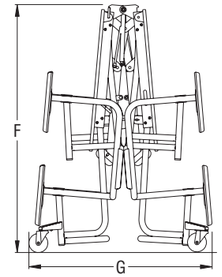



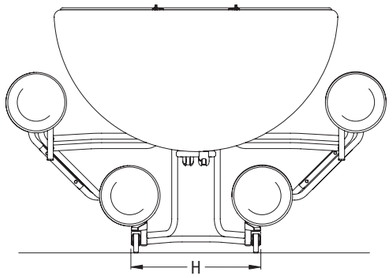

Model #	A	B	C	D	E	F	G	H
UFRD5/SB/29	83.75"	86"	60.7"	29.2"	17.2"	52.3"	39.0"	26.5"
UFRD5/SB/27	83.75"	86"	60.7"	27.2"	17.2"	52.3"	39.0"	26.5"
UFRD5/CX/29	83.75"	86"	60.7"	29.2"	17.2"	52.3"	39.0"	26.5"
UFRD5/CX/27	83.75"	86"	60.7"	27.2"	17.2"	52.3"	39.0"	26.5"

Uniframe® Round Tables with Seating (Freight Excluded)

Round Table with Split Benches

Uniframe® Round Tables with Seating (Freight Excluded)
Round Table with Split Benches

	MODEL	DIA	MODEL NUMBER: Basic Model	Edge Style	Height	Surface Finish	Edge Color	Bench Surface	Bench Edge Color	Frame Color	Approx. Packaged Weight	Flat Vinyl T-Edge (BN)	3/4" 73P Edge (73P)	Perfect Edge (PR)	Chrome Upcharge add to list price
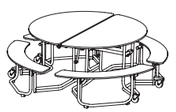 UFRDS	**Round Table with Split Benches** • Unitized all-steel frames provide superior stability and durability • KI's exclusive combination pneumatic lift assist and torsional energy storage system results in a controlled, effortless folding. Also holds tables in a teepee position for easy cleaning • Storage lock standard for added safety • Gravity lock stabilizes tables in the open position and eliminates possibility of tables folding unexpectedly • Listed to applicable UL standards and requirements by Underwriters Laboratories, Inc • Dimensions include overall depth and width of table and seating; Diameter of top is 60"	81"	UFRD5SB	□□□	□□	□□□	□□□	□□□□	□□□□	□□	335.0#	$ 2884	$ 3028	$ 3498	$ 175
			Ⓐ	Ⓑ	Ⓒ	Ⓓ	Ⓔ	Ⓕ	Ⓖ	Ⓗ					

HOW TO ORDER

Indicate the following information on order form:
1. Quantity of each item.
2. Model number, including options. See "How To Build a Model Number".
3. Any special service required.

Note: • The □ indicates that a choice is required.
- The absence of the □ indicates that no choice is required.
- Alpha-numeric characters in place of □ indicate that no other alternatives are available.

HOW TO BUILD A MODEL NUMBER

Ⓐ Select basic model.
Basic model includes base no. of table with codes for length of table, edge treatment and frame finish.

Ⓑ Select edge style.

BN	- Flat vinyl T-edge
73P	- 3/4" 73P edge
PR	- Perfect edge

Ⓒ Select height.

27	- 27" high
29	- 29" high

Ⓓ Select surface finish.
Refer to the **Product Color Options** page in this price list.
Surface finish offerings are based on edge style selections.

Ⓔ Select surface edge color.
Refer to the **Product Color Options** page in this price list.
Edge color offerings are based on edge style selections.

Ⓕ Select bench surface.
Refer to the **Product Color Options** page in this price list.

Ⓖ Select bench edge color.
Refer to the **Product Color Options** page in this price list.
Edge color offerings are based on edge style selections.

Ⓗ Select frame color.
Refer to the **Product Color Options** page in this price list.
(BL) Std-no upcharge, all other colors have $14 upcharge, see price column for Chrome upcharge

FINISH INFORMATION

Additional Laminate Offering

Additional laminates are available with two weeks extended leadtime and a $70 per table list upcharge. To specify additional laminates from the suppliers, use these designators followed by the supplier's color/pattern code:

Formica - LF/supplier's color pattern code
Nevamar - LN/supplier's color pattern code
Pionite - LP/supplier's color pattern code
Wilsonart - LW/supplier's color pattern code

KI's standard finish is the supplier's recommended finish for that color/pattern. When additional laminates are specified, top surface and bench surface are the same (bench edge color will match surface edge color).

SPECIAL SERVICES

Special Carton Marking

With specially marked information	N/C

Shipping

Ships **assembled, FOB Green Bay, WI 54302, freight excluded.** Freight class 200.

Specifications and prices are subject to change without prior notice.

Uniframe® Round Tables with Seating (Freight Excluded)

Round Table with Stool Seats

Uniframe® Round Tables with Seating (Freight Excluded)
Round Table with Stool Seats

	MODEL	DIA	MODEL NUMBER: Basic Model	Edge Style	Height	Surface Finish	Edge Color	Stool Color	Frame Color	Approx. Packaged Weight	Flat Vinyl T-Edge (BN)	3/4" 73P Edge (73P)	Perfect Edge (PR)	Chrome Upcharge add to list price
 UFRDP	**Round Table with Stool Seats - Polypropylene** • Unitized all-steel frames provide superior stability and durability • KI's exclusive combination pneumatic lift assist and torsional energy storage system results in a controlled, effortless folding. Also holds tables in a teepee position for easy cleaning • Available in 8-stool model only • Storage lock standard for added safety • Gravity lock stabilizes tables in the open position and eliminates possibility of tables folding unexpectedly • Listed to applicable UL standards and requirements by Underwriters Laboratories, Inc • Dimensions include overall depth and width of table and seating • Diameter of top is 60"	86"	UFRD58/PY	□□□	□□	□□□	□□□	□□□□	□□	331.0#	$ 2351	$ 2468	$ 2636	$ 175
			Ⓐ	Ⓑ	Ⓒ	Ⓓ	Ⓔ	Ⓕ	Ⓖ					

HOW TO ORDER

Indicate the following information on order form:
1. Quantity of each item.
2. Model number, including options. See "How To Build a Model Number".
3. Any special service required.

Note: • The □ indicates that a choice is required.
• The absence of the □ indicates that no choice is required.
• Alpha-numeric characters in place of □ indicate that no other alternatives are available.

HOW TO BUILD A MODEL NUMBER

Ⓐ Select basic model.
Basic model includes base no. of table with codes for length of table, edge treatment, frame finish and stool material.

Ⓑ Select edge style.

BN	- Flat vinyl T-edge
73P	- 3/4" 73P edge
PR	- Perfect edge

Ⓒ Select height.

27	- 27" high
29	- 29" high

Ⓓ Select surface finish.
Refer to the **Product Color Options** page in this price list.
Surface finish offerings are based on edge style selections.

Ⓔ Select surface edge color.
Refer to the **Product Color Options** page in this price list.
Edge color offerings are based on edge style selections.

Ⓕ Select stool color - Polypropylene (PY).
Refer to the **Product Color Options** page in this price list.

Ⓖ Select frame color.
Refer to the **Product Color Options** page in this price list.
(BL) Std-no upcharge, all other colors have$14 upcharge, see price column for Chrome upcharge

FINISH INFORMATION

Additional Laminate Offering

Additional laminates are available with two weeks extended leadtime and a $70 per table list upcharge. To specify additional laminates from the suppliers, use these designators followed by the supplier's color/pattern code:

Formica - LF/supplier's color pattern code
Nevamar - LN/supplier's color pattern code
Pionite - LP/supplier's color pattern code
Wilsonart - LW/supplier's color pattern code

KI's standard finish is the supplier's recommended finish for that color/pattern.

INFORMATION

Polypropylene Stool

High-impact polypropylene stools of heavy-duty construction, with ribs, reinforce points of stress. Edges are rolled for comfort and strength. Front is textured and color permeates stool. White marks may occur on the stool top at attachment points but do not alter the structural integrity of the table or stool. Stool is 13" diameter and fastens with screws.

SPECIAL SERVICES

Special Carton Marking

With specially marked information N/C

Shipping

Ships **assembled, FOB Green Bay, WI 54302, freight excluded.** Freight class 200.

Specifications and prices are subject to change without prior notice.

Uniframe® Round Tables with Seating (Freight Excluded)

Round Table with Stool Seats

Uniframe® Round Tables with Seating (Freight Excluded)
Round Table with Stool Seats

	MODEL	DIA	MODEL NUMBER: Basic Model	Edge Style	Height	Surface Finish	Edge Color	Stool Color	Frame Color	Approx. Packaged Weight	Flat Vinyl T-Edge (BN)	3/4" 73P Edge (73P)	Perfect Edge (PR)	Chrome Upcharge add to list price
 UFRDT	**Round Table with Stool Seats - Thermoset Hard Plastic** • Unitized all-steel frames provide superior stability and durability • KI's exclusive combination pneumatic lift assist and torsional energy storage system results in a controlled, effortless folding. Also holds tables in a teepee position for easy cleaning • Available in 8-stool model only • Storage lock standard for added safety • Gravity lock stabilizes tables in the open position and eliminates possibility of tables folding unexpectedly • Listed to applicable UL standards and requirements by Underwriters Laboratories, Inc • Dimensions include overall depth and width of table and seating • Diameter of top is 60"	86"	UFRD58/CX	□□□	□□	□□□	□□□	□□□	□□	331.0#	$ 2565	$ 2693	$ 2852	$ 175
			Ⓐ	Ⓑ	Ⓒ	Ⓓ	Ⓔ	Ⓕ	Ⓖ					

HOW TO ORDER

Indicate the following information on order form:
1. Quantity of each item.
2. Model number, including options. See "How To Build a Model Number".
3. Any special service required.

Note: • The □ indicates that a choice is required.
- The absence of the □ indicates that no choice is required.
- Alpha-numeric characters in place of □ indicate that no other alternatives are available.

HOW TO BUILD A MODEL NUMBER

Ⓐ Select basic model.
Basic model includes base no. of table with codes for length of table, edge treatment and frame finish.

Ⓑ Select edge style.

BN	- Flat vinyl T-edge
73P	- 3/4" 73P edge
PR	- Perfect edge

Ⓒ Select height.

27	- 27" high
29	- 29" high

Ⓓ Select surface finish.
Refer to the **Product Color Options** page in this price list.
Surface finish offerings are based on edge style selections.

Ⓔ Select surface edge color.
Refer to the **Product Color Options** page in this price list.
Edge color offerings are based on edge style selections.

Ⓕ Select stool color - Thermoset Hard Plastic (CX).
Refer to the **Product Color Options** page in this price list.

Ⓖ Select frame color.
Refer to the **Product Color Options** page in this price list.
(BL) Std-no upcharge, all other colors have $14 upcharge, see price column for Chrome upcharge

FINISH INFORMATION

Additional Laminate Offering

Additional laminates are available with two weeks extended leadtime and a $70 per table list upcharge. To specify additional laminates from the suppliers, use these designators followed by the supplier's color/pattern code:

Formica - LF/supplier's color pattern code
Nevamar - LN/supplier's color pattern code
Pionite - LP/supplier's color pattern code
Wilsonart - LW/supplier's color pattern code

KI's standard finish is the supplier's recommended finish for that color/pattern.

SPECIAL SERVICES

Special Carton Marking

With specially marked information	N/C

Shipping

Ships **assembled, FOB Green Bay, WI 54302, freight excluded.** Freight class 200.

Specifications and prices are subject to change without prior notice.

Uniframe® Round Tables with Seating (Delivered)

Round Table with Split Benches

Uniframe® Round Tables with Seating (Delivered)
Round Table with Split Benches

	MODEL	DIA	MODEL NUMBER: Basic Model	Edge Style	Height	Surface Finish	Edge Color	Bench Surface	Bench Edge Color	Frame Color	Approx. Packaged Weight	Flat Vinyl T-Edge (BN)	3/4" 73P Edge (73P)	Perfect Edge (PR)	Chrome Upcharge add to list price
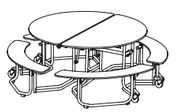 UFRDS	**Round Table with Split Benches** • Unitized all-steel frames provide superior stability and durability • KI's exclusive combination pneumatic lift assist and torsional energy storage system results in a controlled, effortless folding. Also holds tables in a teepee position for easy cleaning • Storage lock standard for added safety • Gravity lock stabilizes tables in the open position and eliminates possibility of tables folding unexpectedly • Listed to applicable UL standards and requirements by Underwriters Laboratories, Inc • Dimensions include overall depth and width of table and seating; Diameter of top is 60"	81"	UFRD5SB	□□□	□□	□□□	□□□	□□□□	□□□□	□□	335.0#	$ 3663	$ 3847	$ 4445	$ 206
			Ⓐ	Ⓑ	Ⓒ	Ⓓ	Ⓔ	Ⓕ	Ⓖ	Ⓗ					

HOW TO ORDER

Indicate the following information on order form:
1. Quantity of each item.
2. Model number, including options. See "How To Build a Model Number".
3. Any special service required.

Note: • The □ indicates that a choice is required.
- The absence of the □ indicates that no choice is required.
- Alpha-numeric characters in place of □ indicate that no other alternatives are available.

HOW TO BUILD A MODEL NUMBER

Ⓐ Select basic model.
Basic model includes base no. of table with codes for length of table, edge treatment and frame finish.

Ⓑ Select edge style.

BN	- Flat vinyl T-edge
73P	- 3/4" 73P edge
PR	- Perfect edge

Ⓒ Select height.

27	- 27" high
29	- 29" high

Ⓓ Select surface finish.
Refer to the **Product Color Options** page in this price list.
Surface finish offerings are based on edge style selections.

Ⓔ Select surface edge color.
Refer to the **Product Color Options** page in this price list.
Edge color offerings are based on edge style selections.

Ⓕ Select bench surface.
Refer to the **Product Color Options** page in this price list.

Ⓖ Select bench edge color.
Refer to the **Product Color Options** page in this price list.
Edge color offerings are based on edge style selections.

Ⓗ Select frame color.
Refer to the **Product Color Options** page in this price list.
(BL) Std-no upcharge, all other colors have $17 upcharge, see price column for Chrome upcharge

FINISH INFORMATION

Additional Laminate Offering

Additional laminates are available with two weeks extended leadtime and a $83 per table list upcharge. To specify additional laminates from the suppliers, use these designators followed by the supplier's color/pattern code:

Formica - LF/supplier's color pattern code
Nevamar - LN/supplier's color pattern code
Pionite - LP/supplier's color pattern code
Wilsonart - LW/supplier's color pattern code

KI's standard finish is the supplier's recommended finish for that color/pattern. When additional laminates are specified, top surface and bench surface are the same (bench edge color will match surface edge color).

SPECIAL SERVICES

Special Carton Marking

With specially marked information	N/C

Shipping

Ships **assembled, FOB Green Bay, WI 54302, freight prepaid.** Freight class 200.

Specifications and prices are subject to change without prior notice.

Uniframe® Round Tables with Seating (Delivered)

Round Table with Stool Seats

Uniframe® Round Tables with Seating (Delivered)
Round Table with Stool Seats

	MODEL	DIA	MODEL NUMBER: Basic Model	Edge Style	Height	Surface Finish	Edge Color	Stool Color	Frame Color	Approx. Packaged Weight	Flat Vinyl T-Edge (BN)	3/4" 73P Edge (73P)	Perfect Edge (PR)	Chrome Upcharge add to list price
 UFRDP	**Round Table with Stool Seats - Polypropylene** • Unitized all-steel frames provide superior stability and durability • KI's exclusive combination pneumatic lift assist and torsional energy storage system results in a controlled, effortless folding. Also holds tables in a teepee position for easy cleaning • Available in 8-stool model only • Storage lock standard for added safety • Gravity lock stabilizes tables in the open position and eliminates possibility of tables folding unexpectedly • Listed to applicable UL standards and requirements by Underwriters Laboratories, Inc • Dimensions include overall depth and width of table and seating • Diameter of top is 60"	86"	UFRD58/PY	□□□	□□	□□□	□□□	□□□□	□□	331.0#	$ 2986	$ 3136	$ 3351	$ 206
			Ⓐ	Ⓑ	Ⓒ	Ⓓ	Ⓔ	Ⓕ	Ⓖ					

HOW TO ORDER

Indicate the following information on order form:
1. Quantity of each item.
2. Model number, including options. See "How To Build a Model Number".
3. Any special service required.

Note: • The □ indicates that a choice is required.
- The absence of the □ indicates that no choice is required.
- Alpha-numeric characters in place of □ indicate that no other alternatives are available.

HOW TO BUILD A MODEL NUMBER

Ⓐ Select basic model.
Basic model includes base no. of table with codes for length of table, edge treatment, frame finish and stool material.

Ⓑ Select edge style.

BN	- Flat vinyl T-edge
73P	- 3/4" 73P edge
PR	- Perfect edge

Ⓒ Select height.

27	- 27" high
29	- 29" high

Ⓓ Select surface finish.
Refer to the **Product Color Options** page in this price list.
Surface finish offerings are based on edge style selections.

Ⓔ Select surface edge color.
Refer to the **Product Color Options** page in this price list.
Edge color offerings are based on edge style selections.

Ⓕ Select stool color - Polypropylene (PY).
Refer to the **Product Color Options** page in this price list.

Ⓖ Select frame color.
Refer to the **Product Color Options** page in this price list.
(BL) Std-no upcharge, all other colors have $17 upcharge, see price column for Chrome upcharge

FINISH INFORMATION

Additional Laminate Offering

Additional laminates are available with two weeks extended leadtime and a $83 per table list upcharge. To specify additional laminates from the suppliers, use these designators followed by the supplier's color/pattern code:

Formica - LF/supplier's color pattern code
Nevamar - LN/supplier's color pattern code
Pionite - LP/supplier's color pattern code
Wilsonart - LW/supplier's color pattern code

KI's standard finish is the supplier's recommended finish for that color/pattern.

INFORMATION

Polypropylene Stool

High-impact polypropylene stools of heavy-duty construction, with ribs, reinforce points of stress. Edges are rolled for comfort and strength. Front is textured and color permeates stool. White marks may occur on the stool top at attachment points but do not alter the structural integrity of the table or stool. Stool is 13" diameter and fastens with screws.

SPECIAL SERVICES

Special Carton Marking

With specially marked information N/C

Shipping

Ships **assembled, FOB Green Bay, WI 54302, freight prepaid.** Freight class 200.

Specifications and prices are subject to change without prior notice.

Uniframe® Round Tables with Seating (Delivered)

Round Table with Stool Seats

Uniframe® Round Tables with Seating (Delivered)
Round Table with Stool Seats

	MODEL	DIA	MODEL NUMBER: Basic Model	Edge Style	Height	Surface Finish	Edge Color	Stool Color	Frame Color	Approx. Packaged Weight	Flat Vinyl T-Edge (BN)	3/4" 73P Edge (73P)	Perfect Edge (PR)	Chrome Upcharge add to list price
 UFRDT	**Round Table with Stool Seats - Thermoset Hard Plastic** • Unitized all-steel frames provide superior stability and durability • KI's exclusive combination pneumatic lift assist and torsional energy storage system results in a controlled, effortless folding. Also holds tables in a teepee position for easy cleaning • Available in 8-stool model only • Storage lock standard for added safety • Gravity lock stabilizes tables in the open position and eliminates possibility of tables folding unexpectedly • Listed to applicable UL standards and requirements by Underwriters Laboratories, Inc • Dimensions include overall depth and width of table and seating • Diameter of top is 60"	86"	UFRD58/CX	□□□	□□	□□□	□□□	□□□	□□	331.0#	$ 3259	$ 3420	$ 3624	$ 206
			Ⓐ	Ⓑ	Ⓒ	Ⓓ	Ⓔ	Ⓕ	Ⓖ					

HOW TO ORDER

Indicate the following information on order form:
1. Quantity of each item.
2. Model number, including options. See "How To Build a Model Number".
3. Any special service required.

Note: • The □ indicates that a choice is required.
- The absence of the □ indicates that no choice is required.
- Alpha-numeric characters in place of □ indicate that no other alternatives are available.

HOW TO BUILD A MODEL NUMBER

Ⓐ Select basic model.
Basic model includes base no. of table with codes for length of table, edge treatment and frame finish.

Ⓑ Select edge style.

BN	- Flat vinyl T-edge
73P	- 3/4" 73P edge
PR	- Perfect edge

Ⓒ Select height.

27	- 27" high
29	- 29" high

Ⓓ Select surface finish.
Refer to the **Product Color Options** page in this price list.
Surface finish offerings are based on edge style selections.

Ⓔ Select surface edge color.
Refer to the **Product Color Options** page in this price list.
Edge color offerings are based on edge style selections.

Ⓕ Select stool color - Thermoset Hard Plastic (CX).
Refer to the **Product Color Options** page in this price list.

Ⓖ Select frame color.
Refer to the **Product Color Options** page in this price list.
(BL) Std-no upcharge, all other colors have $17 upcharge, see price column for Chrome upcharge

FINISH INFORMATION

Additional Laminate Offering

Additional laminates are available with two weeks extended leadtime and a $83 per table list upcharge. To specify additional laminates from the suppliers, use these designators followed by the supplier's color/pattern code:

Formica - LF/supplier's color pattern code
Nevamar - LN/supplier's color pattern code
Pionite - LP/supplier's color pattern code
Wilsonart - LW/supplier's color pattern code

KI's standard finish is the supplier's recommended finish for that color/pattern.

SPECIAL SERVICES

Special Carton Marking

With specially marked information	N/C

Shipping

Ships **assembled, FOB Green Bay, WI 54302, freight prepaid.** Freight class 200.

Specifications and prices are subject to change without prior notice.

Uniframe® Tables without Seating
General Information

Uniframe® Tables without Seating
General Information



Rectangular Table (UFRT12)



Round Table (UFRD5)



Oval Table (UFOV66)

Features			
Solid core top	•	•	•
High-pressure laminate surface	•	•	•
Bullnose edge	•	•	•
73P edge	•	•	•
Perfect edge	•	•	•
27" height	•	•	•
29" height	•	•	•



Bullnose Edge



73P Edge



Perfect Edge



T-Style Leg



Square Table (UFSQ4)



Hexagonal Table (UFHX4)



Octagonal Table (UFOC5)



Stand-Up Table (UFSU5)

Features				
Solid core top	•	•	•	•
High-pressure laminate surface	•	•	•	•
Bullnose edge	•	•	•	•
73P edge	•	•	•	•
Perfect edge	•	•	•	•
27" height	•	•	•	
29" height	•	•	•	
42" height				•

SPECIFICATIONS

Lift Mechanism
Rectangular tables fold and open in one fluid motion, assisted by a torsional energy storage system. This ensures safety and ease of use through a controlled, effortless operation. Table stays in a teepee position for easy handling.

Shaped tables fold in one fluid motion without pneumatic or torsional energy assistance. Safety lock engages in the semi-open position to halt downward movement. Safety lock can be released from either side of the table.

Tops
Table tops are of solid core warp-resistant construction. Center core is 5/8" thick 45# high-density particleboard. A .040 high-pressure laminate face is used for the top surface with a balanced high-pressure laminate backer for the bottom surface. Table tops are attached to the table frame with deep thread screws; expansion rivets are not to be used. Corners have a 1-1/2" radius.

Edges
Table top and bench edges are finished in one of the following:

A. Bullnose edge: (Flat vinyl T-edge) Edges are banded with an abrasion-resistant black vinyl bullnose molding. The barbed "T" design is inserted into a routed groove in the solid particleboard top and held in place with nails driven from the underside, spaced approximately 8-10" apart.

B. 73P Edge: Edges are banded with a 2mm flat polypropylene edge banding that is chemically bonded to the table or bench core.

C. Perfect Edge: Made of 1/4" thick by 3/4" high cast black polyurethane. The Perfect Edge is mechanically and chemically bonded to the table core and chemically bonded to the laminate surface edge, providing a superior, permanently sealed barrier to moisture, dirt and bacteria penetration.

Frames for Rectangular Tables without Seating
Table frames are fabricated using a welded unitized construction, integrating all structural steel members into a self-supporting unit. The table top support apron is 11-gauge channel steel, pierced to securely anchor the tops. End leg and center leg assemblies are robotically wire-welded. End leg weldment consists of 1" x 2" 14-gauge vertical tube, 1-1/4" round 14-gauge top tube and 1" x 2" 14-gauge bottom tube. Center leg weldment consists of 1" x 2" 14-gauge vertical tube, 1-1/4" round 14-gauge top tube and 1" round 14-gauge bottom tube. Center hinge plates are 7-gauge steel. Stretcher bars are 3/4" x 1-1/2" 14-gauge oval steel tubing. All legs operate from the unitized frame, not the table top.

Frames for Shaped Tables without Seating
Table frame is fabricated using a welded unitized construction, integrating all structural steel members into a self-supporting unit. The table top support apron is 11-gauge angle steel, pierced to securely anchor the tops. Leg weldments are robotically wire-welded. Leg consists of 1" x 2" 14-gauge vertical tube and bottom tube, 1" round 14-gauge top tube and two support gussets for added strength. Center hinge plates are 7-gauge steel. Stretcher bars are 1" 7-gauge steel. All legs operate from the unitized frame, not the table top.

Frame Finish
Frame finish is one of the following:

A. Powder-Coated Finish: Epoxy powder coating is electrostatically applied. The dry coating is fused and cured in a baking oven to form a smooth, continuous film. Finish is chemical-resistant, hard, tough and chip/mar-resistant. Standard finish is black.

B. Chrome Finish: Bright and semi-bright duplex nickel chrome is applied to the frame in a twenty-two step process, creating a superior surface finish that is extremely resistant to staining, scuffing, scratching and corrosion.

Locks for Rectangular Tables
Gravity lock constructed of 3/8" solid steel rods engages automatically into slots in apron hinge, eliminating the possibility of folding unexpectedly. KI's exclusive storage lock is spring loaded for automatic engagement and semi-concealed to prevent accidental release. Release of gravity and storage locks is possible from either side of the table.

Locks for Shaped Tables
Gravity lock with spring assist constructed of 3/8" solid steel rods engages automatically into slots in apron hinge, eliminating the possibility of folding unexpectedly. Safety lock engages in a semi-open position to halt downward opening movement. Release of gravity lock is possible from either side of the table.

Casters
Large 4" diameter heavy duty hard rubber swivel casters provide easy and safe maneuverability. When table is in use, casters lift off the floor to prevent table from rolling. To avoid tripping hazards, casters do not extend beyond the outer edge of table top when table is in the open position. Casters are self-lubricating.

General
Tables ship fully assembled. Rectangular tables without seating are listed with Underwriters Laboratories in compliance with testing for public safety (Mobile Folding Tables).

INFORMATION

Warranty
Refer to KI Terms & Conditions document or visit ki.com

DIMENSIONS-Rectangular Tables without Seating

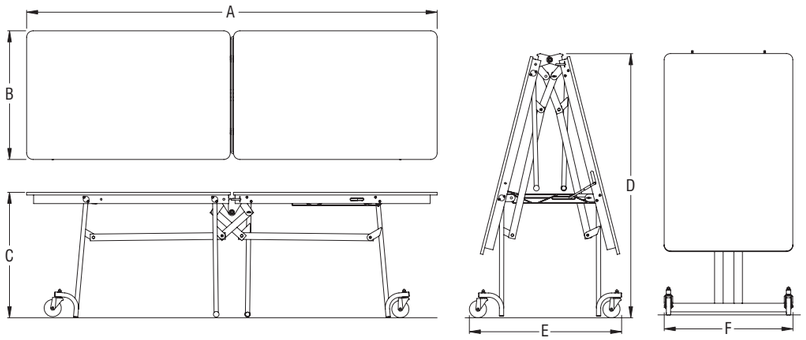

Model #	A	B	C	D	E	F
UFRT12/29	139.5"	30"	29"	79.75"	33.5"	28.0"
UFRT12/27	139.5"	30"	27"	77.75"	33.5"	28.0"
UFRT10/29	120"	30"	29"	71.75"	33.5"	28.0"
UFRT10/27	120"	30"	27"	69.75"	33.5"	28.0"
UFRT08/29	96"	30"	29"	61.75"	33.5"	28.0"
UFRT08/27	96"	30"	27"	59.75"	33.5"	28.0"
WAUFRT12	139.5"	30"	31"	81.75"	33.5"	28.0"
WAUFRT10	120"	30"	31"	73.75"	33.5"	28.0"
WAUFRT08	96"	30"	31"	63.75"	33.5"	28.0"

Uniframe® Tables without Seating
General Information

DIMENSIONS-Shaped Mobile Tables Without Seating

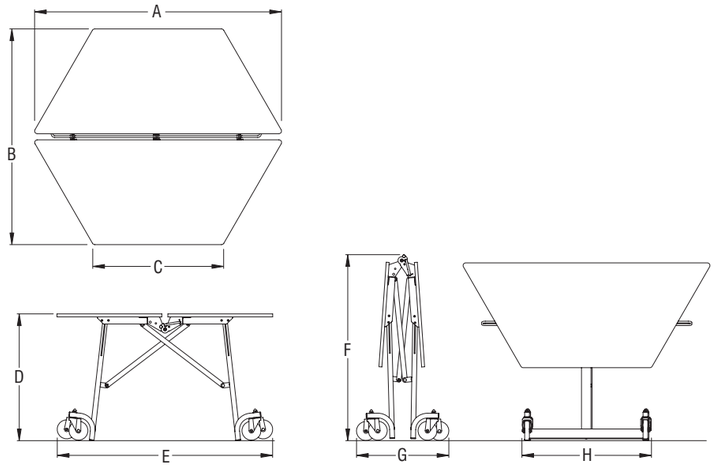

Model #	A	B	C	D	E	F	G	H
UFRD6/29	72"	72"		29"	42.5"	40.75"	12.0"	37.0"
UFRD6/27	72"	72"		27"	42.5"	38.75"	12.0"	37.0"
UFRD5/29	60"	60"		29"	42.5"	40.75"	12.0"	37.0"
UFRD5/27	60"	60"		27"	42.5"	38.75"	12.0"	37.0"
UFRD4/29	48"	48"		29"	42.5"	40.75"	12.0"	37.0"
UFRD4/27	48"	48"		27"	42.5"	38.75"	12.0"	37.0"
UFOV72/29	72"	60"		29"	42.5"	40.75"	12.0"	37.0"
UFOV72/27	72"	60"		27"	42.5"	38.75"	12.0"	37.0"
UFOV66/29	66"	60"		29"	42.5"	40.75"	12.0"	37.0"
UFOV66/27	66"	60"		27"	42.5"	38.75"	12.0"	37.0"
UFSQ4/29	48"	48"		29"	42.5"	40.75"	12.0"	37.0"
UFSQ4/27	48"	48"		27"	42.5"	38.75"	12.0"	37.0"
UFHX4/29	56"	48"	24.5"	29"	42.5"	40.75"	12.0"	37.0"
UFHX4/27	56"	48"	24.5"	27"	42.5"	38.75"	12.0"	37.0"
UFOC5/29	60"	60"	24.5"	29"	42.5"	40.75"	12.0"	37.0"
UFOC5/27	60"	60"	24.5"	27"	42.5"	38.75"	12.0"	37.0"
UFSU5/42	60"	60"		42"	42.5"	53.75"	12.0"	37.0"
UFSU4/42	48"	48"		42"	42.5"	53.75"	12.0"	37.0"
WAUFRD6	72"	72"		31"	42.5"	42.75"	12.0"	37.0"
WAUFRD5	60"	60"		31"	42.5"	42.75"	12.0"	37.0"
WAUFRD4	48"	48"		31"	42.5"	42.75"	12.0"	37.0"
WAUFOV72	72"	69"		31"	42.5"	42.75"	12.0"	37.0"
WAUFOV66	66"	60"		31"	42.5"	42.75"	12.0"	37.0"
WAUFSQ4	48"	48"		31"	42.5"	42.75"	12.0"	37.0"
WAUFHX4	56"	48"		31"	42.5"	42.75"	12.0"	37.0"
WAUFOC5	60"	60"		31"	42.5"	42.75"	12.0"	37.0"

Uniframe® Tables without Seating (Freight Excluded)

Rectangular Table

Uniframe® Tables without Seating (Freight Excluded)

Rectangular Table

	MODEL	D x W	MODEL NUMBER: Basic Model	Edge Style	Height	Surface Finish	Edge Color	Frame Color	Approx. Packaged Weight	Flat Vinyl T-Edge (BN)	3/4" 73P Edge (73P)	Perfect Edge (PR)	Chrome Upcharge add to list price
 UFRCN	**Rectangular Table - Without Seating** • Unitized all-steel frames provide superior stability and durability • KI's exclusive combination pneumatic lift assist and torsional energy storage system results in a controlled, effortless folding. Also holds tables in a teepee position for easy cleaning • Available in 8', 10' and 12' models • Storage lock standard for added safety • Gravity lock stabilizes tables in the open position and eliminates possibility of tables folding unexpectedly • T-leg design furnishes maximum leg room and seating capacity • Listed to applicable UL standards and requirements by Underwriters Laboratories, Inc. • Ideal for multi-purpose seating	30 x 96"	UFRT08	□□□	□□	□□□	□□□	□□	179.0#	$ 1495	$ 1572	$ 1703	$ 162
		30 x 120"	UFRT10	□□□	□□	□□□	□□□	□□	200.0#	1640	1723	1792	90
		30 x 139-1/2"	UFRT12	□□□	□□	□□□	□□□	□□	225.0#	1801	1895	1955	76
				Ⓑ	Ⓒ	Ⓓ	Ⓔ	Ⓕ					

HOW TO ORDER

Indicate the following information on order form:
1. Quantity of each item.
2. Model number, including options. See "How To Build a Model Number".
3. Any special service required.

Note: • The □ indicates that a choice is required.
- The absence of the □ indicates that no choice is required.
- Alpha-numeric characters in place of □ indicate that no other alternatives are available.

HOW TO BUILD A MODEL NUMBER

Ⓐ Select basic model.
Basic model includes base no. of table with codes for length of table, edge treatment and frame finish.

Ⓑ Select edge style.

BN	- Flat vinyl T-edge
73P	- 3/4" 73P edge
PR	- Perfect edge

Ⓒ Select height.

27	- 27" high
29	- 29" high

Ⓓ Select surface finish.
Refer to the **Product Color Options** page in this price list.
Surface finish offerings are based on edge style selections.

Ⓔ Select surface edge color.
Refer to the **Product Color Options** page in this price list.
Edge color offerings are based on edge style selections.

Ⓕ Select frame color.
Refer to the **Product Color Options** page in this price list.
(BL) Std-no upcharge, all other colors have $14 upcharge, see price column for Chrome upcharge

FINISH INFORMATION

Additional Laminate Offering

Additional laminates are available with two weeks extended leadtime and a $70 per table list upcharge. To specify additional laminates from the suppliers, use these designators followed by the supplier's color/pattern code:

Formica - LF/supplier's color pattern code
Nevamar - LN/supplier's color pattern code
Pionite - LP/supplier's color pattern code
Wilsonart - LW/supplier's color pattern code

KI's standard finish is the supplier's recommended finish for that color/pattern.

SPECIAL SERVICES

Special Carton Marking

With specially marked information	N/C

Shipping

Ships **assembled, FOB Green Bay, WI 54302, freight excluded.** Freight class 150.

Specifications and prices are subject to change without prior notice.

Uniframe® Tables without Seating (Freight Excluded)

Round Table

Uniframe® Tables without Seating (Freight Excluded)

Round Table

	MODEL	DIA	MODEL NUMBER: Basic Model	Edge Style (A)	Height (B)	Surface Finish (C)	Edge Color (D)	Frame Color (E)	Approx. Packaged Weight	Flat Vinyl T-Edge (BN)	3/4" 73P Edge (73P)	Perfect Edge (PR)	Chrome Upcharge add to list price
 UFRDN	**Round Table - Without Seating** • Unitized all-steel frames provide superior stability and durability • KI's exclusive combination pneumatic lift assist and torsional energy storage system results in a controlled, effortless folding. Also holds tables in a teepee position for easy cleaning • Storage lock standard for added safety • Gravity lock stabilizes tables in the open position and eliminates possibility of tables folding unexpectedly • Safety lock engages in a semi-open position to halt downward opening movement • T-leg design furnishes maximum leg room and seating capacity • Dimensions include overall depth and width of table • Ideal for multi-purpose seating	48"	UFRD4	□□□	□□	□□□	□□□	□□	98.0#	$ 1198	$ 1257	$ 1405	$ 33
		60"	UFRD5	□□□	□□	□□□	□□□	□□	132.0#	1265	1329	1473	36
		72"	UFRD6	□□□	□□	□□□	□□□	□□	158.0#	1702	1787	2099	37

HOW TO ORDER

Indicate the following information on order form:
1. Quantity of each item.
2. Model number, including options. See "How To Build a Model Number".
3. Any special service required.

Note: • The □ indicates that a choice is required.
- The absence of the □ indicates that no choice is required.
- Alpha-numeric characters in place of □ indicate that no other alternatives are available.

HOW TO BUILD A MODEL NUMBER

A Select basic model.
Basic model includes base no. of table with codes for length of table, edge treatment and frame finish.

B Select edge style.

BN	- Flat vinyl T-edge
73P	- 3/4" 73P edge
PR	- Perfect edge

C Select height.

27	- 27" high
29	- 29" high

D Select surface finish.
Refer to the **Product Color Options** page in this price list.
Surface finish offerings are based on edge style selections.

E Select surface edge color.
Refer to the **Product Color Options** page in this price list.
Edge color offerings are based on edge style selections.

F Select frame color.
Refer to the **Product Color Options** page in this price list.
(BL) Std-no upcharge, all other colors have $14 upcharge, see price column for Chrome upcharge

FINISH INFORMATION

Additional Laminate Offering

Additional laminates are available with two weeks extended leadtime and a $70 per table list upcharge. To specify additional laminates from the suppliers, use these designators followed by the supplier's color/pattern code:

Formica - LF/supplier's color pattern code
Nevamar - LN/supplier's color pattern code
Pionite - LP/supplier's color pattern code
Wilsonart - LW/supplier's color pattern code

KI's standard finish is the supplier's recommended finish for that color/pattern.

SPECIAL SERVICES

Special Carton Marking

With specially marked information	N/C

Shipping

Ships **assembled, FOB Green Bay, WI 54302, freight excluded.** Freight class 150.

Specifications and prices are subject to change without prior notice.

Uniframe® Tables without Seating (Freight Excluded)

Oval Table

Uniframe® Tables without Seating (Freight Excluded)
Oval Table

	MODEL	D x L	MODEL NUMBER: Basic Model	Edge Style	Height	Surface Finish	Edge Color	Frame Color	Approx. Packaged Weight	Flat Vinyl T-Edge (BN)	3/4" 73P Edge (73P)	Perfect Edge (PR)	Chrome Upcharge add to list price
 UFOVN	**Oval Table - Without Seating** • Unitized all-steel frames provide superior stability and durability • KI's exclusive combination pneumatic lift assist and torsional energy storage system results in a controlled, effortless folding. Also holds tables in a teepee position for easy cleaning • Storage lock standard for added safety • Gravity lock stabilizes tables in the open position and eliminates possibility of tables folding unexpectedly • Safety lock engages in a semi-open position to halt downward opening movement • T-leg design furnishes maximum leg room and seating capacity • Dimensions include overall depth and width of table • Ideal for multi-purpose seating	60 x 66"	UFOV66	□□□	□□	□□□	□□□	□□	143.0#	$ 1494	$ 1569	$ 1779	$ 33
		60 x 72"	UFOV72	□□□	□□	□□□	□□□	□□	151.0#	1550	1631	1875	37
			Ⓐ	Ⓑ	Ⓒ	Ⓓ	Ⓔ	Ⓕ					

HOW TO ORDER

Indicate the following information on order form:
1. Quantity of each item.
2. Model number, including options. See "How To Build a Model Number".
3. Any special service required.

Note: • The □ indicates that a choice is required.
- The absence of the □ indicates that no choice is required.
- Alpha-numeric characters in place of □ indicate that no other alternatives are available.

HOW TO BUILD A MODEL NUMBER

Ⓐ Select basic model.
Basic model includes base no. of table with codes for length of table, edge treatment and frame finish.

Ⓑ Select edge style.

BN	- Flat vinyl T-edge
73P	- 3/4" 73P edge
PR	- Perfect edge

Ⓒ Select height.

27	- 27" high
29	- 29" high

Ⓓ Select surface finish.
Refer to the **Product Color Options** page in this price list.
Surface finish offerings are based on edge style selections.

Ⓔ Select surface edge color.
Refer to the **Product Color Options** page in this price list.
Edge color offerings are based on edge style selections.

Ⓕ Select frame color.
Refer to the **Product Color Options** page in this price list.
(BL) Std-no upcharge, all other colors have $14 upcharge, see price column for Chrome upcharge

FINISH INFORMATION

Additional Laminate Offering

Additional laminates are available with two weeks extended leadtime and a $70 per table list upcharge. To specify additional laminates from the suppliers, use these designators followed by the supplier's color/pattern code:

Formica - LF/supplier's color pattern code
Nevamar - LN/supplier's color pattern code
Pionite - LP/supplier's color pattern code
Wilsonart - LW/supplier's color pattern code

KI's standard finish is the supplier's recommended finish for that color/pattern.

SPECIAL SERVICES

Special Carton Marking

With specially marked information	N/C

Shipping

Ships **assembled, FOB Green Bay, WI 54302, freight excluded.** Freight class 150.

Specifications and prices are subject to change without prior notice.

Uniframe® Tables without Seating (Freight Excluded)

Square Table

Uniframe® Tables without Seating (Freight Excluded)

Square Table

	MODEL	D x W	MODEL NUMBER						Approx. Packaged Weight	 Flat Vinyl T-Edge (BN)	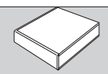 3/4" 73P Edge (73P)	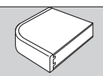 Perfect Edge (PR)	Chrome Upcharge add to list price
			Basic Model	Edge Style	Height	Surface Finish	Edge Color	Frame Color					
 UFSQN	**Square Table - Without Seating** • Unitized all-steel frames provide superior stability and durability • KI's exclusive combination pneumatic lift assist and torsional energy storage system results in a controlled, effortless folding. Also holds tables in a teepee position for easy cleaning • Storage lock standard for added safety • Gravity lock stabilizes tables in the open position and eliminates possibility of tables folding unexpectedly • Safety lock engages in a semi-open position to halt downward opening movement • T-leg design furnishes maximum leg room and seating capacity • Dimensions include overall depth and width of table • Ideal for multi-purpose seating	48 x 48"	UFSQ4	□□□	□□	□□□	□□□	□□	108.0#	$ 1139	$ 1198	$ 1348	$ 38
			Ⓐ	Ⓑ	Ⓒ	Ⓓ	Ⓔ	Ⓕ					

HOW TO ORDER

Indicate the following information on order form:
1. Quantity of each item.
2. Model number, including options. See "How To Build a Model Number".
3. Any special service required.

Note: • The □ indicates that a choice is required.
- The absence of the □ indicates that no choice is required.
- Alpha-numeric characters in place of □ indicate that no other alternatives are available.

HOW TO BUILD A MODEL NUMBER

Ⓐ Select basic model.
Basic model includes base no. of table with codes for length of table, edge treatment and frame finish.

Ⓑ Select edge style.

BN	- Flat vinyl T-edge
73P	- 3/4" 73P edge
PR	- Perfect edge

Ⓒ Select height.

27	- 27" high
29	- 29" high

Ⓓ Select surface finish.
Refer to the **Product Color Options** page in this price list.
Surface finish offerings are based on edge style selections.

Ⓔ Select surface edge color.
Refer to the **Product Color Options** page in this price list.
Edge color offerings are based on edge style selections.

Ⓕ Select frame color.
Refer to the **Product Color Options** page in this price list.
(BL) Std-no upcharge, all other colors have $14 upcharge, see price column for Chrome upcharge

FINISH INFORMATION

Additional Laminate Offering

Additional laminates are available with two weeks extended leadtime and a $70 per table list upcharge. To specify additional laminates from the suppliers, use these designators followed by the supplier's color/pattern code:

Formica - LF/supplier's color pattern code
Nevamar - LN/supplier's color pattern code
Pionite - LP/supplier's color pattern code
Wilsonart - LW/supplier's color pattern code

KI's standard finish is the supplier's recommended finish for that color/pattern.

SPECIAL SERVICES

Special Carton Marking

With specially marked information N/C

Shipping

Ships **assembled, FOB Green Bay, WI 54302, freight excluded.** Freight class 150.

Specifications and prices are subject to change without prior notice.

Uniframe® Tables without Seating (Freight Excluded)

Hexagonal Table

Uniframe® Tables without Seating (Freight Excluded)
Hexagonal Table

	MODEL	DIA	MODEL NUMBER: Basic Model	Edge Style	Height	Surface Finish	Edge Color	Frame Color	Approx. Packaged Weight	Flat Vinyl T-Edge (BN)	3/4" 73P Edge (73P)	Perfect Edge (PR)	Chrome Upcharge add to list price
 UFHXN	**Hexagonal Table - Without Seating** • Unitized all-steel frames provide superior stability and durability • KI's exclusive combination pneumatic lift assist and torsional energy storage system results in a controlled, effortless folding. Also holds tables in a teepee position for easy cleaning • Storage lock standard for added safety • Gravity lock stabilizes tables in the open position and eliminates possibility of tables folding unexpectedly • Safety lock engages in a semi-open position to halt downward opening movement • T-leg design furnishes maximum leg room and seating capacity • Dimensions include overall depth and width of table • Ideal for multi-purpose seating	48"	UFHX4	□□□	□□	□□□	□□□	□□	101.0#	$ 1265	$ 1329	$ 1473	$ 36
			Ⓐ	Ⓑ	Ⓒ	Ⓓ	Ⓔ	Ⓕ					

HOW TO ORDER

Indicate the following information on order form:
1. Quantity of each item.
2. Model number, including options. See "How To Build a Model Number".
3. Any special service required.

Note: • The □ indicates that a choice is required.
- The absence of the □ indicates that no choice is required.
- Alpha-numeric characters in place of □ indicate that no other alternatives are available.

HOW TO BUILD A MODEL NUMBER

Ⓐ Select basic model.
Basic model includes base no. of table with codes for length of table, edge treatment and frame finish.

Ⓑ Select edge style.

BN	- Flat vinyl T-edge
73P	- 3/4" 73P edge
PR	- Perfect edge

Ⓒ Select height.

27	- 27" high
29	- 29" high

Ⓓ Select surface finish.
Refer to the **Product Color Options** page in this price list.
Surface finish offerings are based on edge style selections.

Ⓔ Select surface edge color.
Refer to the **Product Color Options** page in this price list.
Edge color offerings are based on edge style selections.

Ⓕ Select frame color.
Refer to the **Product Color Options** page in this price list.
(BL) Std-no upcharge, all other colors have $14 upcharge, see price column for Chrome upcharge

FINISH INFORMATION

Additional Laminate Offering

Additional laminates are available with two weeks extended leadtime and a $70 per table list upcharge. To specify additional laminates from the suppliers, use these designators followed by the supplier's color/pattern code:

Formica - LF/supplier's color pattern code
Nevamar - LN/supplier's color pattern code
Pionite - LP/supplier's color pattern code
Wilsonart - LW/supplier's color pattern code

KI's standard finish is the supplier's recommended finish for that color/pattern.

SPECIAL SERVICES

Special Carton Marking

With specially marked information N/C

Shipping

Ships **assembled, FOB Green Bay, WI 54302, freight excluded.** Freight class 150.

Specifications and prices are subject to change without prior notice.

Uniframe® Tables without Seating (Freight Excluded)

Octagonal Table

Uniframe® Tables without Seating (Freight Excluded)
Octagonal Table

	MODEL	DIA	MODEL NUMBER: Basic Model (A)	Edge Style (B)	Height (C)	Surface Finish (D)	Edge Color (E)	Frame Color (F)	Approx. Packaged Weight	Flat Vinyl T-Edge (BN)	3/4" 73P Edge (73P)	Perfect Edge (PR)	Chrome Upcharge add to list price
 UFOCN	**Octagonal Table - Without Seating** • Unitized all-steel frames provide superior stability and durability • KI's exclusive combination pneumatic lift assist and torsional energy storage system results in a controlled, effortless folding. Also holds tables in a teepee position for easy cleaning • Storage lock standard for added safety • Gravity lock stabilizes tables in the open position and eliminates possibility of tables folding unexpectedly • Safety lock engages in a semi-open position to halt downward opening movement • T-leg design furnishes maximum leg room and seating capacity • Dimensions include overall depth and width of table • Ideal for multi-purpose seating	60"	UFOC5	□□□	□□	□□□	□□□	□□	134.0#	$ 1306	$ 1370	$ 1526	$ 45

HOW TO ORDER

Indicate the following information on order form:
1. Quantity of each item.
2. Model number, including options. See "How To Build a Model Number".
3. Any special service required.

Note: • The □ indicates that a choice is required.
- The absence of the □ indicates that no choice is required.
- Alpha-numeric characters in place of □ indicate that no other alternatives are available.

HOW TO BUILD A MODEL NUMBER

A Select basic model.
Basic model includes base no. of table with codes for length of table, edge treatment and frame finish.

B Select edge style.

BN	- Flat vinyl T-edge
73P	- 3/4" 73P edge
PR	- Perfect edge

C Select height.

27	- 27" high
29	- 29" high

D Select surface finish.
Refer to the **Product Color Options** page in this price list.
Surface finish offerings are based on edge style selections.

E Select surface edge color.
Refer to the **Product Color Options** page in this price list.
Edge color offerings are based on edge style selections.

F Select frame color.
Refer to the **Product Color Options** page in this price list.
(BL) Std-no upcharge, all other colors have $14 upcharge, see price column for Chrome upcharge

FINISH INFORMATION

Additional Laminate Offering

Additional laminates are available with two weeks extended leadtime and a $70 per table list upcharge. To specify additional laminates from the suppliers, use these designators followed by the supplier's color/pattern code:

Formica - LF/supplier's color pattern code
Nevamar - LN/supplier's color pattern code
Pionite - LP/supplier's color pattern code
Wilsonart - LW/supplier's color pattern code

KI's standard finish is the supplier's recommended finish for that color/pattern.

SPECIAL SERVICES

Special Carton Marking

With specially marked information	N/C

Shipping

Ships **assembled, FOB Green Bay, WI 54302, freight excluded.** Freight class 150.

Specifications and prices are subject to change without prior notice.

Uniframe® Tables without Seating (Freight Excluded)

Round Stand-up Height Table

Uniframe® Tables without Seating (Freight Excluded)
Round Stand-up Height Table



UFRDU

MODEL	DIA	MODEL NUMBER: Basic Model	Edge Style	Height	Surface Finish	Edge Color	Frame Color	Approx. Packaged Weight	Flat Vinyl T-Edge (BN)	3/4" 73P Edge (73P)	Perfect Edge (PR)	Chrome Upcharge add to list price
Round Stand-up Height Table - Without Seating • Unitized all-steel frames provide superior stability and durability • KI's exclusive combination pneumatic lift assist and torsional energy storage system results in a controlled, effortless folding. Also holds tables in a teepee position for easy cleaning • Storage lock standard for added safety • Gravity lock stabilizes tables in the open position and eliminates possibility of tables folding unexpectedly • Safety lock engages in a semi-open position to halt downward opening movement • T-leg design furnishes maximum leg room and seating capacity	48"	UFSU4	□□□	42	□□□	□□□	□□	109.0#	$ 1329	$ 1395	$ 1531	$ 33
	60"	UFSU5	□□□	42	□□□	□□□	□□	129.0#	1398	1467	1596	31
		Ⓐ	Ⓑ	Ⓒ	Ⓓ	Ⓔ	Ⓕ					

HOW TO ORDER

Indicate the following information on order form:
1. Quantity of each item.
2. Model number, including options. See "How To Build a Model Number".
3. Any special service required.

Note: • The □ indicates that a choice is required.
- The absence of the □ indicates that no choice is required.
- Alpha-numeric characters in place of □ indicate that no other alternatives are available.

HOW TO BUILD A MODEL NUMBER

Ⓐ Select basic model.
Basic model includes base no. of table with codes for length of table, edge treatment and frame finish.

Ⓑ Select edge style.

BN	- Flat vinyl T-edge
73P	- 3/4" 73P edge
PR	- Perfect edge

Ⓒ Select height.

42	- 42" high

Ⓓ Select surface finish.
Refer to the **Product Color Options** page in this price list.
Surface finish offerings are based on edge style selections.

Ⓔ Select surface edge color.
Refer to the **Product Color Options** page in this price list.
Edge color offerings are based on edge style selections.

Ⓕ Select frame color.
Refer to the **Product Color Options** page in this price list.
(BL) Std-no upcharge, all other colors have $14 upcharge, see price column for Chrome upcharge

FINISH INFORMATION

Additional Laminate Offering

Additional laminates are available with two weeks extended leadtime and a $70 per table list upcharge. To specify additional laminates from the suppliers, use these designators followed by the supplier's color/pattern code:

Formica - LF/supplier's color pattern code
Nevamar - LN/supplier's color pattern code
Pionite - LP/supplier's color pattern code
Wilsonart - LW/supplier's color pattern code

KI's standard finish is the supplier's recommended finish for that color/pattern.

SPECIAL SERVICES

Special Carton Marking

With specially marked information	N/C

Shipping

Ships **assembled, FOB Green Bay, WI 54302, freight excluded.** Freight class 150.

Specifications and prices are subject to change without prior notice.

Uniframe® Tables without Seating (Delivered)

Rectangular Table

Uniframe® Tables without Seating (Delivered)
Rectangular Table

	MODEL	D x W	MODEL NUMBER: Basic Model	Edge Style	Height	Surface Finish	Edge Color	Frame Color	Approx. Packaged Weight	Flat Vinyl T-Edge (BN)	3/4" 73P Edge (73P)	Perfect Edge (PR)	Chrome Upcharge add to list price
 UFRCN	**Rectangular Table - Without Seating** • Unitized all-steel frames provide superior stability and durability • KI's exclusive combination pneumatic lift assist and torsional energy storage system results in a controlled, effortless folding. Also holds tables in a teepee position for easy cleaning • Available in 8', 10' and 12' models • Storage lock standard for added safety • Gravity lock stabilizes tables in the open position and eliminates possibility of tables folding unexpectedly • T-leg design furnishes maximum leg room and seating capacity • Listed to applicable UL standards and requirements by Underwriters Laboratories, Inc. • Ideal for multi-purpose seating	30 x 96"	UFRT08	□□□	□□	□□□	□□□	□□	179.0#	$ 1756	$ 1843	$ 1997	$ 191
		30 x 120"	UFRT10	□□□	□□	□□□	□□□	□□	200.0#	1922	2022	2104	107
		30 x 139-1/2"	UFRT12	□□□	□□	□□□	□□□	□□	225.0#	2113	2221	2294	90
			Ⓐ	Ⓑ	Ⓒ	Ⓓ	Ⓔ	Ⓕ					

HOW TO ORDER

Indicate the following information on order form:
1. Quantity of each item.
2. Model number, including options. See "How To Build a Model Number".
3. Any special service required.

Note: • The □ indicates that a choice is required.
- The absence of the □ indicates that no choice is required.
- Alpha-numeric characters in place of □ indicate that no other alternatives are available.

HOW TO BUILD A MODEL NUMBER

Ⓐ Select basic model.
Basic model includes base no. of table with codes for length of table, edge treatment and frame finish.

Ⓑ Select edge style.

BN	- Flat vinyl T-edge
73P	- 3/4" 73P edge
PR	- Perfect edge

Ⓒ Select height.

27	- 27" high
29	- 29" high

Ⓓ Select surface finish.
Refer to the **Product Color Options** page in this price list.
Surface finish offerings are based on edge style selections.

Ⓔ Select surface edge color.
Refer to the **Product Color Options** page in this price list.
Edge color offerings are based on edge style selections.

Ⓕ Select frame color.
Refer to the **Product Color Options** page in this price list.
(BL) Std-no upcharge, all other colors have $17 upcharge, see price column for Chrome upcharge

FINISH INFORMATION

Additional Laminate Offering

Additional laminates are available with two weeks extended leadtime and a $83 per table list upcharge. To specify additional laminates from the suppliers, use these designators followed by the supplier's color/pattern code:

Formica - LF/supplier's color pattern code
Nevamar - LN/supplier's color pattern code
Pionite - LP/supplier's color pattern code
Wilsonart - LW/supplier's color pattern code

KI's standard finish is the supplier's recommended finish for that color/pattern.

SPECIAL SERVICES

Special Carton Marking

With specially marked information	N/C

Shipping

Ships **assembled, FOB Green Bay, WI 54302, freight prepaid.** Freight class 150.

Specifications and prices are subject to change without prior notice.

Uniframe® Tables without Seating (Delivered)

Round Table

Uniframe® Tables without Seating (Delivered)

Round Table



UFRDN

MODEL	DIA	MODEL NUMBER: Basic Model	Edge Style	Height	Surface Finish	Edge Color	Frame Color	Approx. Packaged Weight	Flat Vinyl T-Edge (BN)	3/4" 73P Edge (73P)	Perfect Edge (PR)	Chrome Upcharge add to list price
Round Table - Without Seating • Unitized all-steel frames provide superior stability and durability • KI's exclusive combination pneumatic lift assist and torsional energy storage system results in a controlled, effortless folding. Also holds tables in a teepee position for easy cleaning • Storage lock standard for added safety • Gravity lock stabilizes tables in the open position and eliminates possibility of tables folding unexpectedly • Safety lock engages in a semi-open position to halt downward opening movement • T-leg design furnishes maximum leg room and seating capacity • Dimensions include overall depth and width of table • Ideal for multi-purpose seating	48"	UFRD4	□□□	□□	□□□	□□□	□□	98.0#	$ 1404	$ 1474	$ 1648	$ 40
	60"	UFRD5	□□□	□□	□□□	□□□	□□	132.0#	1484	1559	1728	43
	72"	UFRD6	□□□	□□	□□□	□□□	□□	158.0#	1996	2096	2461	44
		Ⓐ	Ⓑ	Ⓒ	Ⓓ	Ⓔ	Ⓕ					

HOW TO ORDER

Indicate the following information on order form:
1. Quantity of each item.
2. Model number, including options. See "How To Build a Model Number".
3. Any special service required.

Note: • The □ indicates that a choice is required.
- The absence of the □ indicates that no choice is required.
- Alpha-numeric characters in place of □ indicate that no other alternatives are available.

HOW TO BUILD A MODEL NUMBER

Ⓐ Select basic model.
Basic model includes base no. of table with codes for length of table, edge treatment and frame finish.

Ⓑ Select edge style.

BN	- Flat vinyl T-edge
73P	- 3/4" 73P edge
PR	- Perfect edge

Ⓒ Select height.

27	- 27" high
29	- 29" high

Ⓓ Select surface finish.
Refer to the **Product Color Options** page in this price list.
Surface finish offerings are based on edge style selections.

Ⓔ Select surface edge color.
Refer to the **Product Color Options** page in this price list.
Edge color offerings are based on edge style selections.

Ⓕ Select frame color.
Refer to the **Product Color Options** page in this price list.
(BL) Std-no upcharge, all other colors have $17 upcharge, see price column for Chrome upcharge

FINISH INFORMATION

Additional Laminate Offering

Additional laminates are available with two weeks extended leadtime and a $83 per table list upcharge. To specify additional laminates from the suppliers, use these designators followed by the supplier's color/pattern code:

Formica - LF/supplier's color pattern code
Nevamar - LN/supplier's color pattern code
Pionite - LP/supplier's color pattern code
Wilsonart - LW/supplier's color pattern code

KI's standard finish is the supplier's recommended finish for that color/pattern.

SPECIAL SERVICES

Special Carton Marking

With specially marked information N/C

Shipping

Ships **assembled, FOB Green Bay, WI 54302, freight prepaid.** Freight class 150.

Specifications and prices are subject to change without prior notice.

Uniframe® Tables without Seating (Delivered)

Oval Table

Uniframe® Tables without Seating (Delivered)
Oval Table

	MODEL	D x L	MODEL NUMBER: Basic Model	Edge Style	Height	Surface Finish	Edge Color	Frame Color	Approx. Packaged Weight	Flat Vinyl T-Edge (BN)	3/4" 73P Edge (73P)	Perfect Edge (PR)	Chrome Upcharge add to list price
 UFOVN	**Oval Table - Without Seating** • Unitized all-steel frames provide superior stability and durability • KI's exclusive combination pneumatic lift assist and torsional energy storage system results in a controlled, effortless folding. Also holds tables in a teepee position for easy cleaning • Storage lock standard for added safety • Gravity lock stabilizes tables in the open position and eliminates possibility of tables folding unexpectedly • Safety lock engages in a semi-open position to halt downward opening movement • T-leg design furnishes maximum leg room and seating capacity • Dimensions include overall depth and width of table • Ideal for multi-purpose seating	60 x 66"	UFOV66	□□□	□□	□□□	□□□	□□	143.0#	$ 1752	$ 1837	$ 2084	$ 40
		60 x 72"	UFOV72	□□□	□□	□□□	□□□	□□	151.0#	1819	1914	2198	44
			Ⓐ	Ⓑ	Ⓒ	Ⓓ	Ⓔ	Ⓕ					

HOW TO ORDER

Indicate the following information on order form:
1. Quantity of each item.
2. Model number, including options. See "How To Build a Model Number".
3. Any special service required.

Note: • The □ indicates that a choice is required.
- The absence of the □ indicates that no choice is required.
- Alpha-numeric characters in place of □ indicate that no other alternatives are available.

HOW TO BUILD A MODEL NUMBER

Ⓐ Select basic model.
Basic model includes base no. of table with codes for length of table, edge treatment and frame finish.

Ⓑ Select edge style.

BN	- Flat vinyl T-edge
73P	- 3/4" 73P edge
PR	- Perfect edge

Ⓒ Select height.

27	- 27" high
29	- 29" high

Ⓓ Select surface finish.
Refer to the **Product Color Options** page in this price list.
Surface finish offerings are based on edge style selections.

Ⓔ Select surface edge color.
Refer to the **Product Color Options** page in this price list.
Edge color offerings are based on edge style selections.

Ⓕ Select frame color.
Refer to the **Product Color Options** page in this price list.
(BL) Std-no upcharge, all other colors have $17 upcharge, see price column for Chrome upcharge

FINISH INFORMATION

Additional Laminate Offering

Additional laminates are available with two weeks extended leadtime and a $83 per table list upcharge. To specify additional laminates from the suppliers, use these designators followed by the supplier's color/pattern code:

Formica - LF/supplier's color pattern code
Nevamar - LN/supplier's color pattern code
Pionite - LP/supplier's color pattern code
Wilsonart - LW/supplier's color pattern code

KI's standard finish is the supplier's recommended finish for that color/pattern.

SPECIAL SERVICES

Special Carton Marking

With specially marked information	N/C

Shipping

Ships **assembled, FOB Green Bay, WI 54302, freight prepaid.** Freight class 150.

Specifications and prices are subject to change without prior notice.

Uniframe® Tables without Seating (Delivered)

Square Table

Uniframe® Tables without Seating (Delivered)
Square Table

	MODEL	D x W	MODEL NUMBER: Basic Model	Edge Style Ⓑ	Height Ⓒ	Surface Finish Ⓓ	Edge Color Ⓔ	Frame Color Ⓕ	Approx. Packaged Weight	Flat Vinyl T-Edge (BN)	3/4" 73P Edge (73P)	Perfect Edge (PR)	Chrome Upcharge add to list price
 UFSQN	**Square Table - Without Seating** • Unitized all-steel frames provide superior stability and durability • KI's exclusive combination pneumatic lift assist and torsional energy storage system results in a controlled, effortless folding. Also holds tables in a teepee position for easy cleaning • Storage lock standard for added safety • Gravity lock stabilizes tables in the open position and eliminates possibility of tables folding unexpectedly • Safety lock engages in a semi-open position to halt downward opening movement • T-leg design furnishes maximum leg room and seating capacity • Dimensions include overall depth and width of table • Ideal for multi-purpose seating	48 x 48"	UFSQ4	□□□	□□	□□□	□□□	□□	108.0#	$ 1337	$ 1404	$ 1582	$ 46

HOW TO ORDER

Indicate the following information on order form:
1. Quantity of each item.
2. Model number, including options. See "How To Build a Model Number".
3. Any special service required.

Note: • The □ indicates that a choice is required.
- The absence of the □ indicates that no choice is required.
- Alpha-numeric characters in place of □ indicate that no other alternatives are available.

HOW TO BUILD A MODEL NUMBER

Ⓐ Select basic model.
Basic model includes base no. of table with codes for length of table, edge treatment and frame finish.

Ⓑ Select edge style.

BN	- Flat vinyl T-edge
73P	- 3/4" 73P edge
PR	- Perfect edge

Ⓒ Select height.

27	- 27" high
29	- 29" high

Ⓓ Select surface finish.
Refer to the **Product Color Options** page in this price list.
Surface finish offerings are based on edge style selections.

Ⓔ Select surface edge color.
Refer to the **Product Color Options** page in this price list.
Edge color offerings are based on edge style selections.

Ⓕ Select frame color.
Refer to the **Product Color Options** page in this price list.
(BL) Std-no upcharge, all other colors have $17 upcharge, see price column for Chrome upcharge

FINISH INFORMATION

Additional Laminate Offering

Additional laminates are available with two weeks extended leadtime and a $83 per table list upcharge. To specify additional laminates from the suppliers, use these designators followed by the supplier's color/pattern code:

Formica - LF/supplier's color pattern code
Nevamar - LN/supplier's color pattern code
Pionite - LP/supplier's color pattern code
Wilsonart - LW/supplier's color pattern code

KI's standard finish is the supplier's recommended finish for that color/pattern.

SPECIAL SERVICES

Special Carton Marking

With specially marked information	N/C

Shipping

Ships **assembled, FOB Green Bay, WI 54302, freight prepaid.** Freight class 150.

Specifications and prices are subject to change without prior notice.

Uniframe® Tables without Seating (Delivered)

Hexagonal Table

Uniframe® Tables without Seating (Delivered)
Hexagonal Table

	MODEL	DIA	MODEL NUMBER: Basic Model	Edge Style	Height	Surface Finish	Edge Color	Frame Color	Approx. Packaged Weight	Flat Vinyl T-Edge (BN)	3/4" 73P Edge (73P)	Perfect Edge (PR)	Chrome Upcharge add to list price
 UFHXN	**Hexagonal Table - Without Seating** • Unitized all-steel frames provide superior stability and durability • KI's exclusive combination pneumatic lift assist and torsional energy storage system results in a controlled, effortless folding. Also holds tables in a teepee position for easy cleaning • Storage lock standard for added safety • Gravity lock stabilizes tables in the open position and eliminates possibility of tables folding unexpectedly • Safety lock engages in a semi-open position to halt downward opening movement • T-leg design furnishes maximum leg room and seating capacity • Dimensions include overall depth and width of table • Ideal for multi-purpose seating	48"	UFHX4	□□□	□□	□□□	□□□	□□	101.0#	$ 1484	$ 1559	$ 1728	$ 43
			Ⓐ	Ⓑ	Ⓒ	Ⓓ	Ⓔ	Ⓕ					

HOW TO ORDER

Indicate the following information on order form:
1. Quantity of each item.
2. Model number, including options. See "How To Build a Model Number".
3. Any special service required.

Note: • The □ indicates that a choice is required.
- The absence of the □ indicates that no choice is required.
- Alpha-numeric characters in place of □ indicate that no other alternatives are available.

HOW TO BUILD A MODEL NUMBER

Ⓐ Select basic model.
Basic model includes base no. of table with codes for length of table, edge treatment and frame finish.

Ⓑ Select edge style.

BN	- Flat vinyl T-edge
73P	- 3/4" 73P edge
PR	- Perfect edge

Ⓒ Select height.

27	- 27" high
29	- 29" high

Ⓓ Select surface finish.
Refer to the **Product Color Options** page in this price list.
Surface finish offerings are based on edge style selections.

Ⓔ Select surface edge color.
Refer to the **Product Color Options** page in this price list.
Edge color offerings are based on edge style selections.

Ⓕ Select frame color.
Refer to the **Product Color Options** page in this price list.
(BL) Std-no upcharge, all other colors have $17 upcharge, see price column for Chrome upcharge

FINISH INFORMATION

Additional Laminate Offering

Additional laminates are available with two weeks extended leadtime and a $83 per table list upcharge. To specify additional laminates from the suppliers, use these designators followed by the supplier's color/pattern code:

Formica - LF/supplier's color pattern code
Nevamar - LN/supplier's color pattern code
Pionite - LP/supplier's color pattern code
Wilsonart - LW/supplier's color pattern code

KI's standard finish is the supplier's recommended finish for that color/pattern.

SPECIAL SERVICES

Special Carton Marking

With specially marked information	N/C

Shipping

Ships **assembled, FOB Green Bay, WI 54302, freight prepaid.** Freight class 150.

Specifications and prices are subject to change without prior notice.

Uniframe® Tables without Seating (Delivered)

Octagonal Table

Uniframe® Tables without Seating (Delivered)
Octagonal Table

	MODEL	DIA	MODEL NUMBER: Basic Model	Edge Style	Height	Surface Finish	Edge Color	Frame Color	Approx. Packaged Weight	Flat Vinyl T-Edge (BN)	3/4" 73P Edge (73P)	Perfect Edge (PR)	Chrome Upcharge add to list price
 UFOCN	**Octagonal Table - Without Seating** • Unitized all-steel frames provide superior stability and durability • KI's exclusive combination pneumatic lift assist and torsional energy storage system results in a controlled, effortless folding. Also holds tables in a teepee position for easy cleaning • Storage lock standard for added safety • Gravity lock stabilizes tables in the open position and eliminates possibility of tables folding unexpectedly • Safety lock engages in a semi-open position to halt downward opening movement • T-leg design furnishes maximum leg room and seating capacity • Dimensions include overall depth and width of table • Ideal for multi-purpose seating	60"	UFOC5	□□□	□□	□□□	□□□	□□	134.0#	$ 1531	$ 1608	$ 1787	$ 53
			Ⓐ	Ⓑ	Ⓒ	Ⓓ	Ⓔ	Ⓕ					

HOW TO ORDER

Indicate the following information on order form:
1. Quantity of each item.
2. Model number, including options. See "How To Build a Model Number".
3. Any special service required.

Note: • The □ indicates that a choice is required.
- The absence of the □ indicates that no choice is required.
- Alpha-numeric characters in place of □ indicate that no other alternatives are available.

HOW TO BUILD A MODEL NUMBER

Ⓐ Select basic model.
Basic model includes base no. of table with codes for length of table, edge treatment and frame finish.

Ⓑ Select edge style.

BN	- Flat vinyl T-edge
73P	- 3/4" 73P edge
PR	- Perfect edge

Ⓒ Select height.

27	- 27" high
29	- 29" high

Ⓓ Select surface finish.
Refer to the **Product Color Options** page in this price list.
Surface finish offerings are based on edge style selections.

Ⓔ Select surface edge color.
Refer to the **Product Color Options** page in this price list.
Edge color offerings are based on edge style selections.

Ⓕ Select frame color.
Refer to the **Product Color Options** page in this price list.
(BL) Std-no upcharge, all other colors have $17 upcharge, see price column for Chrome upcharge

FINISH INFORMATION

Additional Laminate Offering

Additional laminates are available with two weeks extended leadtime and a $83 per table list upcharge. To specify additional laminates from the suppliers, use these designators followed by the supplier's color/pattern code:

Formica - LF/supplier's color pattern code
Nevamar - LN/supplier's color pattern code
Pionite - LP/supplier's color pattern code
Wilsonart - LW/supplier's color pattern code

KI's standard finish is the supplier's recommended finish for that color/pattern.

SPECIAL SERVICES

Special Carton Marking

With specially marked information	N/C

Shipping

Ships **assembled, FOB Green Bay, WI 54302, freight prepaid.** Freight class 150.

Specifications and prices are subject to change without prior notice.

Uniframe® Tables without Seating (Delivered)

Round Stand-up Height Table

Uniframe® Tables without Seating (Delivered)
Round Stand-up Height Table

	MODEL	DIA	MODEL NUMBER: Basic Model	Edge Style (A)	Height	Surface Finish (B)	Edge Color (C)	Frame Color (D)	Approx. Packaged Weight	Flat Vinyl T-Edge (BN)	3/4" 73P Edge (73P)	Perfect Edge (PR)	Chrome Upcharge add to list price
 UFRDU	**Round Stand-up Height Table - Without Seating** • Unitized all-steel frames provide superior stability and durability • KI's exclusive combination pneumatic lift assist and torsional energy storage system results in a controlled, effortless folding. Also holds tables in a teepee position for easy cleaning • Storage lock standard for added safety • Gravity lock stabilizes tables in the open position and eliminates possibility of tables folding unexpectedly • Safety lock engages in a semi-open position to halt downward opening movement • T-leg design furnishes maximum leg room and seating capacity	48"	UFSU4	□□□	42	□□□	□□□	□□	109.0#	$ 1559	$ 1638	$ 1793	$ 40
		60"	UFSU5	□□□	42	□□□	□□□	□□	129.0#	1640	1723	1871	37
				Ⓐ		Ⓑ	Ⓒ	Ⓓ					

HOW TO ORDER

Indicate the following information on order form:
1. Quantity of each item.
2. Model number, including options. See "How To Build a Model Number".
3. Any special service required.

Note: • The □ indicates that a choice is required.
- The absence of the □ indicates that no choice is required.
- Alpha-numeric characters in place of □ indicate that no other alternatives are available.

HOW TO BUILD A MODEL NUMBER

Ⓐ Select basic model.
Basic model includes base no. of table with codes for length of table, edge treatment and frame finish.

Ⓑ Select edge style.

BN	- Flat vinyl T-edge
73P	- 3/4" 73P edge
PR	- Perfect edge

Ⓒ Select height.

42	- 42" high

Ⓓ Select surface finish.
Refer to the **Product Color Options** page in this price list.
Surface finish offerings are based on edge style selections.

Ⓔ Select surface edge color.
Refer to the **Product Color Options** page in this price list.
Edge color offerings are based on edge style selections.

Ⓕ Select frame color.
Refer to the **Product Color Options** page in this price list.
(BL) Std-no upcharge, all other colors have $17 upcharge, see price column for Chrome upcharge

FINISH INFORMATION

Additional Laminate Offering

Additional laminates are available with two weeks extended leadtime and a $83 per table list upcharge. To specify additional laminates from the suppliers, use these designators followed by the supplier's color/pattern code:

Formica - LF/supplier's color pattern code
Nevamar - LN/supplier's color pattern code
Pionite - LP/supplier's color pattern code
Wilsonart - LW/supplier's color pattern code

KI's standard finish is the supplier's recommended finish for that color/pattern.

SPECIAL SERVICES

Special Carton Marking

With specially marked information	N/C

Shipping

Ships **assembled, FOB Green Bay, WI 54302, freight prepaid.** Freight class 150.

Specifications and prices are subject to change without prior notice.

Uniframe® Wheelchair Accessible Tables with Seating
General Information



Wheelchair Accessible Tables w/Benches (WAUF12BE)



Wheelchair Accessible Tables w/Stools (WAUF126)

Features		
Solid core top	•	•
High-pressure laminate surface	•	•
Bullnose edge	•	•
73P edge	•	•
Perfect edge	•	•
31-3/4" height	•	•



Bullnose Edge



73P Edge



Perfect Edge

SPECIFICATIONS

Lift Mechanism
Tables fold and open in one fluid motion, assisted by a combination of pneumatic cylinders and a torsional energy storage system. This combination ensures safety and ease of use through a controlled, effortless operation. Table stays in a teepee position for easy handling. Torsion-bar-only assists or spring assists are not to be used.

Tops and Benches
Table tops and benches are solid core warp-resistant construction. Center core is 5/8" thick 45# high-density particleboard. A .040 high-pressure laminate face is used for the top surface with a balanced high-pressure laminate backer for the bottom surface. Table tops are attached to the table frame with deep thread screws; expansion rivets are not to be used. Corners have a 1-1/2" radius.

Benches
Bench supports are robotically welded steel construction of 14-gauge tubular frame with 6" square, heavy-duty 11-gauge steel plates welded to uprights. Benches are secured to steel plates with deep thread screws. There shall be three plates for each full bench. No field assembly required.

Stools
Stool supports are robotically welded steel construction consisting of a 14-gauge tubular frame with 6" square, heavy-duty 11-gauge steel plates welded to uprights. Poly stools are attached to the steel plate with deep thread screws. Thermoset hard plastic stools are attached with carriage bolts. No field assembly required.

Stools are one of the following:
A. Poly: High-impact polypropylene stools of heavy-duty construction with ribs to reinforce points of stress. Edges are rolled for comfort and strength. Front is textured and color permeates stool. White marks may occur on the stool top at attachment points but do not alter the structural integrity of the table or stool. Stool is 13" diameter.

B. Thermoset Hard Plastic: Highly durable thermoset hard plastic stool seats of molded melamine and wood flour mixture are available. Seats are scratch resistant with color permeating through seat. Stool is 13" diameter.

Edges
Table top and bench edges are finished in one of the following:

A. Bullnose edge: (Flat vinyl T-edge) Edges are banded with an abrasion-resistant black vinyl bullnose molding. The barbed "T" design is inserted into a routed groove in the solid particleboard top and held in place with nails driven from the underside, spaced approximately 8-10" apart.

B. 73P Edge: Edges are banded with a 2mm flat polypropylene edge banding that is chemically bonded to the table or bench core.

C. Perfect edge: Made of 1/4" thick by 3/4" high cast black polyurethane. The Perfect Edge is mechanically and chemically bonded to the table core and chemically bonded to the laminate surface edge, providing a superior, permanently sealed barrier to moisture, dirt and bacteria penetration.

Frames
Table frames are fabricated using a welded unitized construction, integrating all structural steel members into a self-supporting unit. The table top support apron is 11-gauge channel steel, pierced to securely anchor the tops. End leg and center leg assemblies are robotically wire-welded. Horizontal and vertical tubing is 1-1/4" OD 14-gauge steel. Hinge plates are 7-gauge steel. Stretcher bars are 3/4" x 1-1/2" 14-gauge oval steel tubing. All legs operate from the unitized frame, not the table top.

Frame Finish
Frame finish is one of the following:

A. Powder-Coated Finish: Epoxy powder coating is electrostatically applied. The dry coating is fused and cured in a baking oven to form a smooth, continuous film. Finish is chemical-resistant, hard, tough and chip/mar-resistant. Standard finish is black.

B. Chrome Finish: Bright and semi-bright duplex nickel chrome is applied to the frame in a twenty-two step process, creating a superior surface finish that is extremely resistant to staining, scuffing, scratching and corrosion.

Locks
Gravity lock constructed of 3/8" solid steel rods engages automatically into slots in apron hinge, eliminating the possibility of folding unexpectedly. KI's exclusive storage lock is gravity operated for automatic engagement and semi-concealed to prevent accidental release. Release of gravity and storage locks is possible from either side of the table.

Casters
Large 4" diameter heavy-duty hard rubber swivel casters provide easy and safe maneuverability. When the table is in use, casters lift off the floor to prevent table from rolling. To avoid tripping hazards, casters do not extend beyond the end of the bench unit or outermost stool when in the open position. Tamper-resistant caster covers are used to prevent the trapping of dirt, dust or food. Casters are self-lubricating.

Glides
For increased surface area and durability, non-marring 1.25" x 12" glides made of nylon plastic material are standard. Set of four per table.

General
Tables ship fully assembled. Tables are listed with Underwriters Laboratories in compliance with testing for public safety (Mobile Folding Tables).

INFORMATION

Warranty
Refer to KI Terms & Conditions document or visit ki.com

Uniframe® Wheelchair Accessible Tables with Seating (Freight Excluded)

Rectangular Table with Benches

KI Uniframe® Wheelchair Accessible Tables with Seating (Freight Excluded)

Rectangular Table with Benches

	MODEL	D x W	MODEL NUMBER								Approx. Packaged Weight	Flat Vinyl T-Edge (BN)	3/4" 73P Edge (73P)	Perfect Edge (PR)	Chrome Upcharge add to list price
			Basic Model	Edge Style	Height	Surface Finish	Edge Color	Bench Surface	Bench Edge Color	Frame Color					
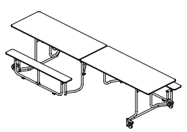 UWRCB	**Wheelchair Accessible Rectangular Table with Benches** • Height to top of surface is 31-3/4" • 31" clearance from floor to underside of table • Full bench • Storage lock standard for added safety • Gravity lock stabilizes tables in the open position and eliminates possibility of tables folding unexpectedly • Listed to applicable UL standards and requirements Underwriters Laboratories, Inc • Dimensions include overall depth and width of table and seating	56-1/2 x 139-1/2"	WAUF12BE	□□□	31	□□□	□□□	□□□□	□□□□	□□	309.0#	$ 2482	$ 2736	$ 3036	$ 175
			Ⓐ	Ⓑ	Ⓒ	Ⓓ	Ⓔ	Ⓕ	Ⓖ	Ⓗ					

HOW TO ORDER

Indicate the following information on order form:
1. Quantity of each item.
2. Model number, including options. See "How To Build a Model Number".
3. Any special service required.

Note: • The □ indicates that a choice is required.
- The absence of the □ indicates that no choice is required.
- Alpha-numeric characters in place of □ indicate that no other alternatives are available.

HOW TO BUILD A MODEL NUMBER

Ⓐ Select basic model.
Basic model includes base no. of table with codes for length of table, edge treatment and frame finish.
Pricing is "Freight Excluded".

Ⓑ Select edge style.

BN	- Flat vinyl T-edge
73P	- 3/4" 73P edge
PR	- Perfect edge

Ⓒ Select height.

31	- 31" high

Ⓓ Select surface finish.
Refer to the **Product Color Options** page in this price list.
Surface finish offerings are based on edge style selections.

Ⓔ Select surface edge color.
Refer to the **Product Color Options** page in this price list.
Edge color offerings are based on edge style selections.

Ⓕ Select bench surface.
Refer to the **Product Color Options** page in this price list.

Ⓖ Select bench edge color.
Refer to the **Product Color Options** page in this price list.
Edge color offerings are based on edge style selections.

Ⓗ Select frame color.
Refer to the **Product Color Options** page in this price list.
(BL) Std-no upcharge, all other colors have $14 upcharge, see price column for Chrome upcharge

FINISH INFORMATION

Additional Laminate Offering

Additional laminates are available with two weeks extended leadtime and a $70 per table list upcharge. To specify additional laminates from the suppliers, use these designators followed by the supplier's color/pattern code:

Formica - LF/supplier's color pattern code
Nevamar - LN/supplier's color pattern code
Pionite - LP/supplier's color pattern code
Wilsonart - LW/supplier's color pattern code

KI's standard finish is the supplier's recommended finish for that color/pattern. When additional laminates are specified, top surface and bench surface are the same (bench edge color will match surface edge color).

SPECIAL SERVICES

Special Carton Marking

With specially marked information	N/C

Shipping

Ships **assembled, FOB Green Bay, WI 54302, freight excluded.** Freight class 200.

Specifications and prices are subject to change without prior notice.

Uniframe® Wheelchair Accessible Tables with Seating (Freight Excluded)

Rectangular Table with Stool Seats

KI Uniframe® Wheelchair Accessible Tables with Seating (Freight Excluded)

Rectangular Table with Stool Seats

	MODEL	D x W	MODEL NUMBER							Approx. Packaged Weight	Flat Vinyl T-Edge (BN)	3/4" 73P Edge (73P)	Perfect Edge (PR)	Chrome Upcharge add to list price
			Basic Model	Edge Style	Height	Surface Finish	Edge Color	Stool Color	Frame Color					
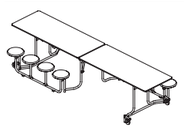 UWRCP	**WA Rectangular Table with Stool Seats - Polypropylene** • Height to top of surface is 31-3/4" • 31" clearance from floor to underside of table • Polypropylene stool seats • Storage lock standard for added safety • Gravity lock stabilizes tables in the open position and eliminates possibility of tables folding unexpectedly • Listed to applicable UL standards and requirements Underwriters Laboratories, Inc • Dimensions include overall depth and width of table and seating	60-1/2 x 139-1/2"	WAUF126/PY	□□□	31	□□□	□□□	□□□□	□□	312.0#	$ 2846	$ 2990	$ 3135	$ 199
		60-1/2 x 139-1/2"	WAUF128/PY	□□□	31	□□□	□□□	□□□□	□□	316.0#	2949	3095	3245	199
			Ⓐ	Ⓑ	Ⓒ	Ⓓ	Ⓔ	Ⓕ	Ⓖ					

HOW TO ORDER

Indicate the following information on order form:
1. Quantity of each item.
2. Model number, including options. See "How To Build a Model Number".
3. Any special service required.

Note: • The □ indicates that a choice is required.
- The absence of the □ indicates that no choice is required.
- Alpha-numeric characters in place of □ indicate that no other alternatives are available.

HOW TO BUILD A MODEL NUMBER

Ⓐ Select basic model.
Basic model includes base no. of table with codes for length of table, edge treatment and frame finish.
Pricing is "Freight Excluded".

Ⓑ Select edge style.

BN	- Flat vinyl T-edge
73P	- 3/4" 73P edge
PR	- Perfect edge

Ⓒ Select height.

31	- 31" high

Ⓓ Select surface finish.
Refer to the **Product Color Options** page in this price list.
Surface finish offerings are based on edge style selections.

Ⓔ Select surface edge color.
Refer to the **Product Color Options** page in this price list.
Edge color offerings are based on edge style selections.

Ⓕ Select stool color - Polypropylene (PY).
Refer to the **Product Color Options** page in this price list.

Ⓖ Select frame color.
Refer to the **Product Color Options** page in this price list.
(BL) Std-no upcharge, all other colors have $14 upcharge, see price column for Chrome upcharge

INFORMATION

Polypropylene Stool

High-impact polypropylene stools of heavy-duty construction, with ribs, reinforce points of stress. Edges are rolled for comfort and strength. Front is textured and color permeates stool. White marks may occur on the stool top at attachment points but do not alter the structural integrity of the table or stool. Stool is 13" diameter and fastens with screws.

FINISH INFORMATION

Additional Laminate Offering

Additional laminates are available with two weeks extended leadtime and a $70 per table list upcharge. To specify additional laminates from the suppliers, use these designators followed by the supplier's color/pattern code:

Formica - LF/supplier's color pattern code
Nevamar - LN/supplier's color pattern code
Pionite - LP/supplier's color pattern code
Wilsonart - LW/supplier's color pattern code

KI's standard finish is the supplier's recommended finish for that color/pattern.

SPECIAL SERVICES

Special Carton Marking

With specially marked information	N/C

Shipping

Ships **assembled, FOB Green Bay, WI 54302, freight excluded.** Freight class 200.

Specifications and prices are subject to change without prior notice.

Uniframe® Wheelchair Accessible Tables with Seating (Freight Excluded)

Rectangular Table with Stool Seats

KI Uniframe® Wheelchair Accessible Tables with Seating (Freight Excluded)

Rectangular Table with Stool Seats

	MODEL	D x W	MODEL NUMBER							Approx. Packaged Weight	Flat Vinyl T-Edge (BN)	3/4" 73P Edge (73P)	Perfect Edge (PR)	Chrome Upcharge add to list price
			Basic Model	Edge Style	Height	Surface Finish	Edge Color	Stool Color	Frame Color					
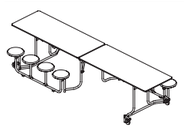 UWRCT	**WA Rectangular Table w/Stools - Thermo-set Hard Plastic** • Height to top of surface is 31-3/4" • 31" clearance from floor to underside of table • Thermoset Hard Plastic stool seats • Storage lock standard for added safety • Gravity lock stabilizes tables in the open position and eliminates possibility of tables folding unexpectedly • Listed to applicable UL standards and requirements Underwriters Laboratories, Inc • Dimensions include overall depth and width of table and seating	60-1/2 x 139-1/2"	WAUF126/CX	□□□	31	□□□	□□□	□□□	□□	312.0#	$ 2972	$ 3121	$ 3264	$ 199
		60-1/2 x 139-1/2"	WAUF128/CX	□□□	31	□□□	□□□	□□□	□□	316.0#	3125	3284	3422	199
			Ⓐ	Ⓑ	Ⓒ	Ⓓ	Ⓔ	Ⓕ	Ⓖ					

HOW TO ORDER

Indicate the following information on order form:
1. Quantity of each item.
2. Model number, including options. See "How To Build a Model Number".
3. Any special service required.

Note: • The □ indicates that a choice is required.
- The absence of the □ indicates that no choice is required.
- Alpha-numeric characters in place of □ indicate that no other alternatives are available.

HOW TO BUILD A MODEL NUMBER

Ⓐ Select basic model.
Basic model includes base no. of table with codes for length of table, edge treatment and frame finish.
Pricing is "Freight Excluded".

Ⓑ Select edge style.

BN	- Flat vinyl T-edge
73P	- 3/4" 73P edge
PR	- Perfect edge

Ⓒ Select height.

31	- 31" high

Ⓓ Select surface finish.
Refer to the **Product Color Options** page in this price list.
Surface finish offerings are based on edge style selections.

Ⓔ Select surface edge color.
Refer to the **Product Color Options** page in this price list.
Edge color offerings are based on edge style selections.

Ⓕ Select stool color - Thermoset Hard Plastic (CX).
Refer to the **Product Color Options** page in this price list.

Ⓖ Select frame color.
Refer to the **Product Color Options** page in this price list.
(BL) Std-no upcharge, all other colors have $14 upcharge, see price column for Chrome upcharge

FINISH INFORMATION

Additional Laminate Offering

Additional laminates are available with two weeks extended leadtime and a $70 per table list upcharge. To specify additional laminates from the suppliers, use these designators followed by the supplier's color/pattern code:

Formica - LF/supplier's color pattern code
Nevamar - LN/supplier's color pattern code
Pionite - LP/supplier's color pattern code
Wilsonart - LW/supplier's color pattern code

KI's standard finish is the supplier's recommended finish for that color/pattern.

SPECIAL SERVICES

Special Carton Marking

With specially marked information	N/C

Shipping

Ships **assembled, FOB Green Bay, WI 54302, freight excluded.** Freight class 200.

Specifications and prices are subject to change without prior notice.

Uniframe® Wheelchair Accessible Tables with Seating (Delivered)

Rectangular Table with Benches

Uniframe® Wheelchair Accessible Tables with Seating (Delivered)
Rectangular Table with Benches

	MODEL	D x W	MODEL NUMBER								Approx. Packaged Weight	Flat Vinyl T-Edge (BN)	3/4" 73P Edge (73P)	Perfect Edge (PR)	Chrome Upcharge add to list price
			Basic Model	Edge Style	Height	Surface Finish	Edge Color	Bench Surface	Bench Edge Color	Frame Color					
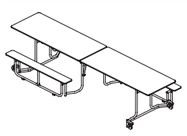 UWRCB	**Wheelchair Accessible Rectangular Table with Benches** • Height to top of surface is 31-3/4" • 31" clearance from floor to underside of table • Full bench • Storage lock standard for added safety • Gravity lock stabilizes tables in the open position and eliminates possibility of tables folding unexpectedly • Listed to applicable UL standards and requirements Underwriters Laboratories, Inc • Dimensions include overall depth and width of table and seating	56-1/2 x 139-1/2"	WAUF12BE	□□□	31	□□□	□□□	□□□□	□□□□	□□	309.0#	$ 2911	$ 3210	$ 3560	$ 206
			Ⓐ	Ⓑ	Ⓒ	Ⓓ	Ⓔ	Ⓕ	Ⓖ	Ⓗ					

HOW TO ORDER

Indicate the following information on order form:
1. Quantity of each item.
2. Model number, including options. See "How To Build a Model Number".
3. Any special service required.

Note: • The □ indicates that a choice is required.
- The absence of the □ indicates that no choice is required.
- Alpha-numeric characters in place of □ indicate that no other alternatives are available.

HOW TO BUILD A MODEL NUMBER

Ⓐ Select basic model.
Basic model includes base no. of table with codes for length of table, edge treatment and frame finish.
Pricing is "Freight Excluded".

Ⓑ Select edge style.

BN	- Flat vinyl T-edge
73P	- 3/4" 73P edge
PR	- Perfect edge

Ⓒ Select height.

31	- 31" high

Ⓓ Select surface finish.
Refer to the **Product Color Options** page in this price list.
Surface finish offerings are based on edge style selections.

Ⓔ Select surface edge color.
Refer to the **Product Color Options** page in this price list.
Edge color offerings are based on edge style selections.

Ⓕ Select bench surface.
Refer to the **Product Color Options** page in this price list.

Ⓖ Select bench edge color.
Refer to the **Product Color Options** page in this price list.
Edge color offerings are based on edge style selections.

Ⓗ Select frame color.
Refer to the **Product Color Options** page in this price list.
(BL) Std-no upcharge, all other colors have $17 upcharge, see price column for Chrome upcharge

FINISH INFORMATION

Additional Laminate Offering

Additional laminates are available with two weeks extended leadtime and a $83 per table list upcharge. To specify additional laminates from the suppliers, use these designators followed by the supplier's color/pattern code:

Formica - LF/supplier's color pattern code
Nevamar - LN/supplier's color pattern code
Pionite - LP/supplier's color pattern code
Wilsonart - LW/supplier's color pattern code

KI's standard finish is the supplier's recommended finish for that color/pattern. When additional laminates are specified, top surface and bench surface are the same (bench edge color will match surface edge color).

SPECIAL SERVICES

Special Carton Marking

With specially marked information	N/C

Shipping

Ships **assembled, FOB Green Bay, WI 54302, freight prepaid.** Freight class 200.

Specifications and prices are subject to change without prior notice.

Uniframe® Wheelchair Accessible Tables with Seating (Delivered)

Rectangular Table with Stool Seats

Uniframe® Wheelchair Accessible Tables with Seating (Delivered)

Rectangular Table with Stool Seats

	MODEL	D x W	MODEL NUMBER: Basic Model	Edge Style	Height	Surface Finish	Edge Color	Stool Color	Frame Color	Approx. Packaged Weight	Flat Vinyl T-Edge (BN)	3/4" 73P Edge (73P)	Perfect Edge (PR)	Chrome Upcharge add to list price
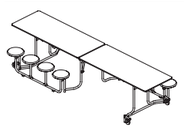 UWRCP	**WA Rectangular Table with Stool Seats - Polypropylene** • Height to top of surface is 31-3/4" • 31" clearance from floor to underside of table • Polypropylene stool seats • Storage lock standard for added safety • Gravity lock stabilizes tables in the open position and eliminates possibility of tables folding unexpectedly • Listed to applicable UL standards and requirements Underwriters Laboratories, Inc • Dimensions include overall depth and width of table and seating	60-1/2 x 139-1/2"	WAUF126/PY	□□□	31	□□□	□□□	□□□□	□□	312.0#	$ 3341	$ 3505	$ 3677	$ 235
		60-1/2 x 139-1/2"	WAUF128/PY	□□□	31	□□□	□□□	□□□□	□□	316.0#	3458	3631	3808	235
			Ⓐ	Ⓑ	Ⓒ	Ⓓ	Ⓔ	Ⓕ	Ⓖ					

HOW TO ORDER

Indicate the following information on order form:
1. Quantity of each item.
2. Model number, including options. See "How To Build a Model Number".
3. Any special service required.

Note: • The □ indicates that a choice is required.
- The absence of the □ indicates that no choice is required.
- Alpha-numeric characters in place of □ indicate that no other alternatives are available.

HOW TO BUILD A MODEL NUMBER

Ⓐ Select basic model.
Basic model includes base no. of table with codes for length of table, edge treatment and frame finish.
Pricing is "Freight Excluded".

Ⓑ Select edge style.

BN	- Flat vinyl T-edge
73P	- 3/4" 73P edge
PR	- Perfect edge

Ⓒ Select height.

31	- 31" high

Ⓓ Select surface finish.
Refer to the **Product Color Options** page in this price list.
Surface finish offerings are based on edge style selections.

Ⓔ Select surface edge color.
Refer to the **Product Color Options** page in this price list.
Edge color offerings are based on edge style selections.

Ⓕ Select stool color - Polypropylene (PY).
Refer to the **Product Color Options** page in this price list.

Ⓖ Select frame color.
Refer to the **Product Color Options** page in this price list.
(BL) Std-no upcharge, all other colors have $17 upcharge, see price column for Chrome upcharge

FINISH INFORMATION

Additional Laminate Offering

Additional laminates are available with two weeks extended leadtime and a $83 per table list upcharge. To specify additional laminates from the suppliers, use these designators followed by the supplier's color/pattern code:

Formica - LF/supplier's color pattern code
Nevamar - LN/supplier's color pattern code
Pionite - LP/supplier's color pattern code
Wilsonart - LW/supplier's color pattern code

KI's standard finish is the supplier's recommended finish for that color/pattern.

INFORMATION

Polypropylene Stool

High-impact polypropylene stools of heavy-duty construction, with ribs, reinforce points of stress. Edges are rolled for comfort and strength. Front is textured and color permeates stool. White marks may occur on the stool top at attachment points but do not alter the structural integrity of the table or stool. Stool is 13" diameter and fastens with screws.

SPECIAL SERVICES

Special Carton Marking

With specially marked information	N/C

Shipping

Ships **assembled, FOB Green Bay, WI 54302, freight prepaid.** Freight class 200.

Specifications and prices are subject to change without prior notice.

Uniframe® Wheelchair Accessible Tables with Seating (Delivered)

Rectangular Table with Stool Seats

Uniframe® Wheelchair Accessible Tables with Seating (Delivered)

Rectangular Table with Stool Seats

	MODEL	D x W	MODEL NUMBER							Approx. Packaged Weight	Flat Vinyl T-Edge (BN)	3/4" 73P Edge (73P)	Perfect Edge (PR)	Chrome Upcharge add to list price
			Basic Model	Edge Style	Height	Surface Finish	Edge Color	Stool Color	Frame Color					
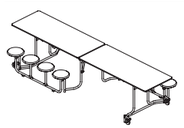 UWRCT	**WA Rectangular Table w/Stools - Thermo-set Hard Plastic** • Height to top of surface is 31-3/4" • 31" clearance from floor to underside of table • Thermoset Hard Plastic stool seats • Storage lock standard for added safety • Gravity lock stabilizes tables in the open position and eliminates possibility of tables folding unexpectedly • Listed to applicable UL standards and requirements Underwriters Laboratories, Inc • Dimensions include overall depth and width of table and seating	60-1/2 x 139-1/2"	WAUF126/CX	□□□	31	□□□	□□□	□□□	□□	312.0#	$ 3487	$ 3661	$ 3827	$ 235
		60-1/2 x 139-1/2"	WAUF128/CX	□□□	31	□□□	□□□	□□□	□□	316.0#	3665	3851	4012	235
				Ⓑ	Ⓒ	Ⓓ	Ⓔ	Ⓕ	Ⓖ					

HOW TO ORDER

Indicate the following information on order form:
1. Quantity of each item.
2. Model number, including options. See "How To Build a Model Number".
3. Any special service required.

Note: • The □ indicates that a choice is required.
- The absence of the □ indicates that no choice is required.
- Alpha-numeric characters in place of □ indicate that no other alternatives are available.

HOW TO BUILD A MODEL NUMBER

Ⓐ Select basic model.
Basic model includes base no. of table with codes for length of table, edge treatment and frame finish.
Pricing is "Freight Excluded".

Ⓑ Select edge style.

BN	- Flat vinyl T-edge
73P	- 3/4" 73P edge
PR	- Perfect edge

Ⓒ Select height.

31	- 31" high

Ⓓ Select surface finish.
Refer to the **Product Color Options** page in this price list.
Surface finish offerings are based on edge style selections.

Ⓔ Select surface edge color.
Refer to the **Product Color Options** page in this price list.
Edge color offerings are based on edge style selections.

Ⓕ Select stool color - Thermoset Hard Plastic (CX).
Refer to the **Product Color Options** page in this price list.

Ⓖ Select frame color.
Refer to the **Product Color Options** page in this price list.
(BL) Std-no upcharge, all other colors have $17 upcharge, see price column for Chrome upcharge

FINISH INFORMATION

Additional Laminate Offering

Additional laminates are available with two weeks extended leadtime and a $83 per table list upcharge. To specify additional laminates from the suppliers, use these designators followed by the supplier's color/pattern code:

Formica - LF/supplier's color pattern code
Nevamar - LN/supplier's color pattern code
Pionite - LP/supplier's color pattern code
Wilsonart - LW/supplier's color pattern code

KI's standard finish is the supplier's recommended finish for that color/pattern.

SPECIAL SERVICES

Special Carton Marking

With specially marked information	N/C

Shipping

Ships **assembled, FOB Green Bay, WI 54302, freight prepaid.** Freight class 200.

Specifications and prices are subject to change without prior notice.

Uniframe® Wheelchair Accessible Tables without Seating
General Information

Uniframe® Wheelchair Accessible Tables without Seating
General Information



WA Rectangular Table (WAUFRT12)



WA Round Table (WAUFRD5)



WA Oval Table (WAUFOV66)

Features			
Solid core top	•	•	•
High-pressure laminate surface	•	•	•
Bullnose edge	•	•	•
73P Edge	•	•	•
Perfect Edge	•	•	•
31-3/4" height	•	•	•



Bullnose Edge



73P Edge



Perfect Edge



T-Style Leg



WA Square Table (WAUFSQ4)



WA Hexagonal Table (WAUFHX4)



WA Octagonal Table (WAUFOC5)

Features			
Solid core top	•	•	•
High-pressure laminate surface	•	•	•
Bullnose edge	•	•	•
73P Edge	•	•	•
Perfect Edge	•	•	•
31-3/4" height	•	•	•

SPECIFICATIONS

Lift Mechanism
Rectangular tables fold and open in one fluid motion, assisted by a torsional energy storage system. This ensures safety and ease of use through a controlled, effortless operation. Table stays in a teepee position for easy handling.

Shaped tables fold in one fluid motion without pneumatic or torsional energy assistance. Safety lock engages in the semi-open position to halt downward movement. Safety lock can be released from either side of the table.

Tops
Table tops are of solid core warp-resistant construction. Center core is 5/8" thick 45# high-density particleboard. A .040 high-pressure laminate face is used for the top surface with a balanced high-pressure laminate backer for the bottom surface. Table tops are attached to the table frame with deep thread screws; expansion rivets are not to be used. Corners have a 1-1/2" radius.

Edges
Table top and bench edges are finished in one of the following:

A. Bullnose edge: (Flat vinyl T-edge) Edges are banded with an abrasion-resistant black vinyl bullnose molding. The barbed "T" design is inserted into a routed groove in the solid particleboard top and held in place with nails driven from the underside, spaced approximately 8-10" apart.

B. 73P Edge: Edges are banded with a 2mm flat polypropylene edge banding that is chemically bonded to the table or bench core.

C. Perfect Edge: Made of 1/4" thick by 3/4" high cast black polyurethane. The Perfect Edge is mechanically and chemically bonded to the table core and chemically bonded to the laminate surface edge, providing a superior, permanently sealed barrier to moisture, dirt and bacteria penetration.

Frames for Rectangular Tables without Seating
Table frames are fabricated using a welded unitized construction, integrating all structural steel members into a self-supporting unit. The table top support apron is 11-gauge channel steel, pierced to securely anchor the tops. End leg and center leg assemblies are robotically wire-welded. End leg weldment consists of 1" x 2" 14-gauge vertical tube, 1-1/4" round 14-gauge top tube and 1" x 2" 14-gauge bottom tube. Center leg weldment consists of 1" x 2" 14-gauge vertical tube, 1-1/4" round 14-gauge top tube and 1" round 14-gauge bottom tube. Center hinge plates are 7-gauge steel. Stretcher bars are 3/4" x 1-1/2" 14-gauge oval steel tubing. All legs operate from the unitized frame, not the table top.

Frames for Shaped Tables without Seating
Table frame is fabricated using a welded unitized construction, integrating all structural steel members into a self-supporting unit. The table top support apron is 11-gauge angle steel, pierced to securely anchor the tops. Leg weldments are robotically wire-welded. Leg consists of 1" x 2" 14-gauge vertical tube and bottom tube, 1" round 14-gauge top tube and two support gussets for added strength. Center hinge plates are 7-gauge steel. Stretcher bars are 1" 7-gauge steel. All legs operate from the unitized frame, not the table top.

Frame Finish
Frame finish is one of the following:

A. Powder-Coated Finish: Epoxy powder coating is electrostatically applied. The dry coating is fused and cured in a baking oven to form a smooth, continuous film. Finish is chemical-resistant, hard, tough and chip/mar-resistant. Standard finish is black.

B. Chrome Finish: Bright and semi-bright duplex nickel chrome is applied to the frame in a twenty-two step process, creating a superior surface finish that is extremely resistant to staining, scuffing, scratching and corrosion.

Locks for Rectangular Tables
Gravity lock constructed of 3/8" solid steel rods engages automatically into slots in apron hinge, eliminating the possibility of folding unexpectedly. KI's exclusive storage lock is spring loaded for automatic engagement and semi-concealed to prevent accidental release. Release of gravity and storage locks is possible from either side of the table.

Locks for Shaped Tables
Gravity lock with spring assist constructed of 3/8" solid steel rods engages automatically into slots in apron hinge, eliminating the possibility of folding unexpectedly. Safety lock engages in a semi-open position to halt downward opening movement. Release of gravity lock is possible from either side of the table.

Casters
Large 4" diameter heavy duty hard rubber swivel casters provide easy and safe maneuverability. When table is in use, casters lift off the floor to prevent table from rolling. To avoid tripping hazards, casters do not extend beyond the outer edge of table top when table is in the open position. Casters are self-lubricating.

Glides
For increased surface area and durability, non-marring 1.25" x 12" glides made of ABS plastic material are standard. Set of four per table.

General
Tables ship fully assembled. Rectangular tables without seating are listed with Underwriters Laboratories in compliance with testing for public safety (Mobile Folding Tables).

INFORMATION

Warranty
Refer to KI Terms & Conditions document or visit ki.com

Uniframe® Wheelchair Accessible Tables without Seating (Freight Excluded)

Rectangular Table

Uniframe® Wheelchair Accessible Tables without Seating (Freight Excluded)

Rectangular Table

	MODEL	D x W	MODEL NUMBER Basic Model	Edge Style	Height	Surface Finish	Edge Color	Frame Color	Approx. Packaged Weight	Flat Vinyl T-Edge (BN)	3/4" 73P Edge (73P)	Perfect Edge (PR)	Chrome Upcharge add to list price
 UWRCN	**Wheelchair Accessible Rectangular Table - Without Seating** • Storage lock standard for added safety • Gravity lock stabilizes tables in the open position and eliminates possibility of tables folding unexpectedly • Listed to applicable UL standards and requirements Underwriters Laboratories, Inc • T-leg design furnishes maximum leg room and seating capacity • Height to top of surface is 31-3/4" • 31" clearance from floor to underside of table	30 x 96"	WAUFRT08	□□□	31	□□□	□□□	□□	170.0#	$ 1518	$ 1590	$ 1731	$ 159
		30 x 120"	WAUFRT10	□□□	31	□□□	□□□	□□	193.0#	1662	1745	1809	90
		30 x 139-1/2"	WAUFRT12	□□□	31	□□□	□□□	□□	215.0#	1826	1917	1969	71
			Ⓐ	Ⓑ	Ⓒ	Ⓓ	Ⓔ	Ⓕ					

HOW TO ORDER

Indicate the following information on order form:
1. Quantity of each item.
2. Model number, including options. See "How To Build a Model Number".
3. Any special service required.

Note: • The □ indicates that a choice is required.
- The absence of the □ indicates that no choice is required.
- Alpha-numeric characters in place of □ indicate that no other alternatives are available.

HOW TO BUILD A MODEL NUMBER

Ⓐ Select basic model.
Basic model includes base no. of table with codes for length of table, edge treatment and frame finish.
Pricing is "Freight Excluded".

Ⓑ Select edge style.

BN	- Flat vinyl T-edge
73P	- 3/4" 73P edge
PR	- Perfect edge

Ⓒ Select height.

31	- 31" high

Ⓓ Select surface finish.
Refer to the **Product Color Options** page in this price list.
Surface finish offerings are based on edge style selections.

Ⓔ Select surface edge color.
Refer to the **Product Color Options** page in this price list.
Edge color offerings are based on edge style selections.

Ⓕ Select frame color.
Refer to the **Product Color Options** page in this price list.
(BL) Std-no upcharge, all other colors have $14 upcharge, see price column for Chrome upcharge

FINISH INFORMATION

Additional Laminate Offering

Additional laminates are available with two weeks extended leadtime and a $70 per table list upcharge. To specify additional laminates from the suppliers, use these designators followed by the supplier's color/pattern code:

Formica - LF/supplier's color pattern code
Nevamar - LN/supplier's color pattern code
Pionite - LP/supplier's color pattern code
Wilsonart - LW/supplier's color pattern code

KI's standard finish is the supplier's recommended finish for that color/pattern.

SPECIAL SERVICES

Special Carton Marking

With specially marked information	N/C

Shipping

Ships **assembled, FOB Green Bay, WI 54302, freight excluded.** Freight class 150.

Specifications and prices are subject to change without prior notice.

Uniframe® Wheelchair Accessible Tables without Seating (Freight Excluded)

Round Table

Uniframe® Wheelchair Accessible Tables without Seating (Freight Excluded)

Round Table

KI



UWRDN

MODEL	DIA	MODEL NUMBER: Basic Model (A)	Edge Style (B)	Height (C)	Surface Finish (D)	Edge Color (E)	Frame Color (F)	Approx. Packaged Weight	Flat Vinyl T-Edge (BN)	3/4" 73P Edge (73P)	Perfect Edge (PR)	Chrome Upcharge add to list price
Wheelchair Accessible Round Table - Without Seating • Storage lock standard for added safety • Gravity lock stabilizes tables in the open position and eliminates possibility of tables folding unexpectedly • Safety lock engages in a semi-open position to halt downward opening movement • T-leg design furnishes maximum leg room and seating capacity • Height to top of surface is 31-3/4" • 31" clearance from floor to underside of table	48"	WAUFRD4	□□□	31	□□□	□□□	□□	89.0#	$ 1212	$ 1271	$ 1425	$ 37
	60"	WAUFRD5	□□□	31	□□□	□□□	□□	115.0#	1289	1352	1500	33
	72"	WAUFRD6	□□□	31	□□□	□□□	□□	149.0#	1726	1812	2121	31

Ⓐ Ⓑ Ⓒ Ⓓ Ⓔ Ⓕ

HOW TO ORDER

Indicate the following information on order form:
1. Quantity of each item.
2. Model number, including options. See "How To Build a Model Number".
3. Any special service required.

Note: • The □ indicates that a choice is required.
- The absence of the □ indicates that no choice is required.
- Alpha-numeric characters in place of □ indicate that no other alternatives are available.

HOW TO BUILD A MODEL NUMBER

Ⓐ Select basic model.
Basic model includes base no. of table with codes for length of table, edge treatment and frame finish.
Pricing is "Freight Excluded".

Ⓑ Select edge style.

BN	- Flat vinyl T-edge
73P	- 3/4" 73P edge
PR	- Perfect edge

Ⓒ Select height.

31	- 31" high

Ⓓ Select surface finish.
Refer to the **Product Color Options** page in this price list.
Surface finish offerings are based on edge style selections.

Ⓔ Select surface edge color.
Refer to the **Product Color Options** page in this price list.
Edge color offerings are based on edge style selections.

Ⓕ Select frame color.
Refer to the **Product Color Options** page in this price list.
(BL) Std-no upcharge, all other colors have $14 upcharge, see price column for Chrome upcharge

FINISH INFORMATION

Additional Laminate Offering

Additional laminates are available with two weeks extended leadtime and a $70 per table list upcharge. To specify additional laminates from the suppliers, use these designators followed by the supplier's color/pattern code:

Formica - LF/supplier's color pattern code
Nevamar - LN/supplier's color pattern code
Pionite - LP/supplier's color pattern code
Wilsonart - LW/supplier's color pattern code

KI's standard finish is the supplier's recommended finish for that color/pattern.

SPECIAL SERVICES

Special Carton Marking

With specially marked information	N/C

Shipping

Ships **assembled, FOB Green Bay, WI 54302, freight excluded.** Freight class 150.

Specifications and prices are subject to change without prior notice.

Uniframe® Wheelchair Accessible Tables without Seating (Freight Excluded)

Oval Table

Uniframe® Wheelchair Accessible Tables without Seating (Freight Excluded)

Oval Table

	MODEL	D x L	MODEL NUMBER: Basic Model	Edge Style	Height	Surface Finish	Edge Color	Frame Color	Approx. Packaged Weight	Flat Vinyl T-Edge (BN)	3/4" 73P Edge (73P)	Perfect Edge (PR)	Chrome Upcharge add to list price
 UWOVN	**Wheelchair Accessible Oval Table - Without Seating** • Storage lock standard for added safety • Gravity lock stabilizes tables in the open position and eliminates possibility of tables folding unexpectedly • Safety lock engages in a semi-open position to halt downward opening movement • T-leg design furnishes maximum leg room and seating capacity • Height to top of surface is 31-3/4" • 31" clearance from floor to underside of table	60 x 66"	WAUFOV66	□□□	31	□□□	□□□	□□	132.0#	$ 1509	$ 1586	$ 1797	$ 32
		60 x 72"	WAUFOV72	□□□	31	□□□	□□□	□□	140.0#	1573	1653	1894	31
				Ⓑ		Ⓓ	Ⓔ	Ⓕ					

HOW TO ORDER

Indicate the following information on order form:
1. Quantity of each item.
2. Model number, including options. See "How To Build a Model Number".
3. Any special service required.

Note: • The □ indicates that a choice is required.
- The absence of the □ indicates that no choice is required.
- Alpha-numeric characters in place of □ indicate that no other alternatives are available.

HOW TO BUILD A MODEL NUMBER

Ⓐ Select basic model.
Basic model includes base no. of table with codes for length of table, edge treatment and frame finish.
Pricing is "Freight Excluded".

Ⓑ Select edge style.

BN	- Flat vinyl T-edge
73P	- 3/4" 73P edge
PR	- Perfect edge

Ⓒ Select height.

31	- 31" high

Ⓓ Select surface finish.
Refer to the **Product Color Options** page in this price list.
Surface finish offerings are based on edge style selections.

Ⓔ Select surface edge color.
Refer to the **Product Color Options** page in this price list.
Edge color offerings are based on edge style selections.

Ⓕ Select frame color.
Refer to the **Product Color Options** page in this price list.
(BL) Std-no upcharge, all other colors have $14 upcharge, see price column for Chrome upcharge.

FINISH INFORMATION

Additional Laminate Offering

Additional laminates are available with two weeks extended leadtime and a $70 per table list upcharge. To specify additional laminates from the suppliers, use these designators followed by the supplier's color/pattern code:

Formica - LF/supplier's color pattern code
Nevamar - LN/supplier's color pattern code
Pionite - LP/supplier's color pattern code
Wilsonart - LW/supplier's color pattern code

KI's standard finish is the supplier's recommended finish for that color/pattern.

SPECIAL SERVICES

Special Carton Marking

With specially marked information	N/C

Shipping

Ships **assembled, FOB Green Bay, WI 54302, freight excluded.** Freight class 150.

Specifications and prices are subject to change without prior notice.

Uniframe® Wheelchair Accessible Tables without Seating (Freight Excluded)

Square Table

Uniframe® Wheelchair Accessible Tables without Seating (Freight Excluded)

Square Table

KI

	MODEL	D x W	MODEL NUMBER: Basic Model	Edge Style	Height	Surface Finish	Edge Color	Frame Color	Approx. Packaged Weight	Flat Vinyl T-Edge (BN)	3/4" 73P Edge (73P)	Perfect Edge (PR)	Chrome Upcharge add to list price
 UWSQN	**Wheelchair Accessible Square Table - Without Seating** • Storage lock standard for added safety • Gravity lock stabilizes tables in the open position and eliminates possibility of tables folding unexpectedly • Safety lock engages in a semi-open position to halt downward opening movement • T-leg design furnishes maximum leg room and seating capacity • Height to top of surface is 31-3/4" • 31" clearance from floor to underside of table	48 X 48"	WAUFSQ4	□□□	31	□□□	□□□	□□	102.0#	$ 1158	$ 1216	$ 1366	$ 43
			Ⓐ	Ⓑ	Ⓒ	Ⓓ	Ⓔ	Ⓕ					

HOW TO ORDER

Indicate the following information on order form:
1. Quantity of each item.
2. Model number, including options. See "How To Build a Model Number".
3. Any special service required.

Note: • The □ indicates that a choice is required.
- The absence of the □ indicates that no choice is required.
- Alpha-numeric characters in place of □ indicate that no other alternatives are available.

HOW TO BUILD A MODEL NUMBER

Ⓐ Select basic model.
Basic model includes base no. of table with codes for length of table, edge treatment and frame finish.
Pricing is "Freight Excluded".

Ⓑ Select edge style.

BN	- Flat vinyl T-edge
73P	- 3/4" 73P edge
PR	- Perfect edge

Ⓒ Select height.

31	- 31" high

Ⓓ Select surface finish.
Refer to the **Product Color Options** page in this price list.
Surface finish offerings are based on edge style selections.

Ⓔ Select surface edge color.
Refer to the **Product Color Options** page in this price list.
Edge color offerings are based on edge style selections.

Ⓕ Select frame color.
Refer to the **Product Color Options** page in this price list.
(BL) Std-no upcharge, all other colors have $14 upcharge, see price column for Chrome upcharge

FINISH INFORMATION

Additional Laminate Offering

Additional laminates are available with two weeks extended leadtime and a $70 per table list upcharge. To specify additional laminates from the suppliers, use these designators followed by the supplier's color/pattern code:

Formica - LF/supplier's color pattern code
Nevamar - LN/supplier's color pattern code
Pionite - LP/supplier's color pattern code
Wilsonart - LW/supplier's color pattern code

KI's standard finish is the supplier's recommended finish for that color/pattern.

SPECIAL SERVICES

Special Carton Marking

With specially marked information	N/C

Shipping

Ships **assembled, FOB Green Bay, WI 54302, freight excluded.** Freight class 150.

Specifications and prices are subject to change without prior notice.

Uniframe® Wheelchair Accessible Tables without Seating (Freight Excluded)

Hexagonal Table

Uniframe® Wheelchair Accessible Tables without Seating (Freight Excluded)
Hexagonal Table

	MODEL	DIA	MODEL NUMBER: Basic Model	Edge Style	Height	Surface Finish	Edge Color	Frame Color	Approx. Packaged Weight	Flat Vinyl T-Edge (BN)	3/4" 73P Edge (73P)	Perfect Edge (PR)	Chrome Upcharge add to list price
 UWHXN	**Wheelchair Accessible Hexagonal Table - Without Seating** • Storage lock standard for added safety • Gravity lock stabilizes tables in the open position and eliminates possibility of tables folding unexpectedly • Safety lock engages in a semi-open position to halt downward opening movement • T-leg design furnishes maximum leg room and seating capacity • Height to top of surface is 31-3/4" • 31" clearance from floor to underside of table	48"	WAUFHX4	□□□	31	□□□	□□□	□□	94.0#	$ 1289	$ 1352	$ 1500	$ 33
			Ⓐ	Ⓑ	Ⓒ	Ⓓ	Ⓔ	Ⓕ					

HOW TO ORDER

Indicate the following information on order form:
1. Quantity of each item.
2. Model number, including options. See "How To Build a Model Number".
3. Any special service required.

Note: • The □ indicates that a choice is required.
- The absence of the □ indicates that no choice is required.
- Alpha-numeric characters in place of □ indicate that no other alternatives are available.

HOW TO BUILD A MODEL NUMBER

Ⓐ Select basic model.
Basic model includes base no. of table with codes for length of table, edge treatment and frame finish.
Pricing is "Freight Excluded".

Ⓑ Select edge style.

BN	- Flat vinyl T-edge
73P	- 3/4" 73P edge
PR	- Perfect edge

Ⓒ Select height.

31	- 31" high

Ⓓ Select surface finish.
Refer to the **Product Color Options** page in this price list.
Surface finish offerings are based on edge style selections.

Ⓔ Select surface edge color.
Refer to the **Product Color Options** page in this price list.
Edge color offerings are based on edge style selections.

Ⓕ Select frame color.
Refer to the **Product Color Options** page in this price list.
(BL) Std-no upcharge, all other colors have $14 upcharge, see price column for Chrome upcharge

FINISH INFORMATION

Additional Laminate Offering

Additional laminates are available with two weeks extended leadtime and a $70 per table list upcharge. To specify additional laminates from the suppliers, use these designators followed by the supplier's color/pattern code:

Formica - LF/supplier's color pattern code
Nevamar - LN/supplier's color pattern code
Pionite - LP/supplier's color pattern code
Wilsonart - LW/supplier's color pattern code

KI's standard finish is the supplier's recommended finish for that color/pattern.

SPECIAL SERVICES

Special Carton Marking

With specially marked information	N/C

Shipping

Ships **assembled, FOB Green Bay, WI 54302, freight excluded.** Freight class 150.

Specifications and prices are subject to change without prior notice.

Uniframe® Wheelchair Accessible Tables without Seating (Freight Excluded)

Octagonal Table

Uniframe® Wheelchair Accessible Tables without Seating (Freight Excluded)

Octagonal Table

	MODEL	DIA	MODEL NUMBER: Basic Model	Edge Style	Height	Surface Finish	Edge Color	Frame Color	Approx. Packaged Weight	Flat Vinyl T-Edge (BN)	3/4" 73P Edge (73P)	Perfect Edge (PR)	Chrome Upcharge add to list price
 UWOCN	**Wheelchair Accessible Octagonal Table - Without Seating** • Storage lock standard for added safety • Gravity lock stabilizes tables in the open position and eliminates possibility of tables folding unexpectedly • Safety lock engages in a semi-open position to halt downward opening movement • T-leg design furnishes maximum leg room and seating capacity • Height to top of surface is 31-3/4" • 31" clearance from floor to underside of table	60"	WAUFOC5	□□□	31	□□□	□□□	□□	140.0#	$ 1332	$ 1397	$ 1543	$ 43
			Ⓐ	Ⓑ	Ⓒ	Ⓓ	Ⓔ	Ⓕ					

HOW TO ORDER

Indicate the following information on order form:
1. Quantity of each item.
2. Model number, including options. See "How To Build a Model Number".
3. Any special service required.

Note: • The □ indicates that a choice is required.
- The absence of the □ indicates that no choice is required.
- Alpha-numeric characters in place of □ indicate that no other alternatives are available.

HOW TO BUILD A MODEL NUMBER

Ⓐ Select basic model.
Basic model includes base no. of table with codes for length of table, edge treatment and frame finish.
Pricing is "Freight Excluded".

Ⓑ Select edge style.

BN	- Flat vinyl T-edge
73P	- 3/4" 73P edge
PR	- Perfect edge

Ⓒ Select height.

31	- 31" high

Ⓓ Select surface finish.
Refer to the **Product Color Options** page in this price list.
Surface finish offerings are based on edge style selections.

Ⓔ Select surface edge color.
Refer to the **Product Color Options** page in this price list.
Edge color offerings are based on edge style selections.

Ⓕ Select frame color.
Refer to the **Product Color Options** page in this price list.
(BL) Std-no upcharge, all other colors have $14 upcharge, see price column for Chrome upcharge

FINISH INFORMATION

Additional Laminate Offering

Additional laminates are available with two weeks extended leadtime and a $70 per table list upcharge. To specify additional laminates from the suppliers, use these designators followed by the supplier's color/pattern code:

Formica - LF/supplier's color pattern code
Nevamar - LN/supplier's color pattern code
Pionite - LP/supplier's color pattern code
Wilsonart - LW/supplier's color pattern code

KI's standard finish is the supplier's recommended finish for that color/pattern.

SPECIAL SERVICES

Special Carton Marking

With specially marked information	N/C

Shipping

Ships **assembled, FOB Green Bay, WI 54302, freight excluded.** Freight class 150.

Specifications and prices are subject to change without prior notice.

Uniframe® Wheelchair Accessible Tables without Seating (Delivered)

Rectangular Table

Uniframe® Wheelchair Accessible Tables without Seating (Delivered)

Rectangular Table

	MODEL	D x W	MODEL NUMBER Basic Model	Edge Style	Height	Surface Finish	Edge Color	Frame Color	Approx. Packaged Weight	Flat Vinyl T-Edge (BN)	3/4" 73P Edge (73P)	Perfect Edge (PR)	Chrome Upcharge add to list price
 UWRCN	**Wheelchair Accessible Rectangular Table - Without Seating** • Storage lock standard for added safety • Gravity lock stabilizes tables in the open position and eliminates possibility of tables folding unexpectedly • Listed to applicable UL standards and requirements Underwriters Laboratories, Inc • T-leg design furnishes maximum leg room and seating capacity • Height to top of surface is 31-3/4" • 31" clearance from floor to underside of table	30 x 96"	WAUFRT08	□□□	31	□□□	□□□	□□	170.0#	$ 1780	$ 1868	$ 2029	$ 186
		30 x 120"	WAUFRT10	□□□	31	□□□	□□□	□□	193.0#	1950	2047	2119	107
		30 x 139-1/2"	WAUFRT12	□□□	31	□□□	□□□	□□	215.0#	2141	2250	2309	84
			Ⓐ	Ⓑ	Ⓒ	Ⓓ	Ⓔ	Ⓕ					

HOW TO ORDER

Indicate the following information on order form:
1. Quantity of each item.
2. Model number, including options. See "How To Build a Model Number".
3. Any special service required.

Note: • The □ indicates that a choice is required.
- The absence of the □ indicates that no choice is required.
- Alpha-numeric characters in place of □ indicate that no other alternatives are available.

HOW TO BUILD A MODEL NUMBER

Ⓐ Select basic model.
Basic model includes base no. of table with codes for length of table, edge treatment and frame finish.
Pricing is "Freight Excluded".

Ⓑ Select edge style.

BN	- Flat vinyl T-edge
73P	- 3/4" 73P edge
PR	- Perfect edge

Ⓒ Select height.

31	- 31" high

Ⓓ Select surface finish.
Refer to the **Product Color Options** page in this price list.
Surface finish offerings are based on edge style selections.

Ⓔ Select surface edge color.
Refer to the **Product Color Options** page in this price list.
Edge color offerings are based on edge style selections.

Ⓕ Select frame color.
Refer to the **Product Color Options** page in this price list.
(BL) Std-no upcharge, all other colors have $17 upcharge, see price column for Chrome upcharge

FINISH INFORMATION

Additional Laminate Offering

Additional laminates are available with two weeks extended leadtime and a $83 per table list upcharge. To specify additional laminates from the suppliers, use these designators followed by the supplier's color/pattern code:

Formica - LF/supplier's color pattern code
Nevamar - LN/supplier's color pattern code
Pionite - LP/supplier's color pattern code
Wilsonart - LW/supplier's color pattern code

KI's standard finish is the supplier's recommended finish for that color/pattern.

SPECIAL SERVICES

Special Carton Marking

With specially marked information	N/C

Shipping

Ships **assembled, FOB Green Bay, WI 54302, freight prepaid.** Freight class 150.

Specifications and prices are subject to change without prior notice.

Uniframe® Wheelchair Accessible Tables without Seating (Delivered)

Round Table

Uniframe® Wheelchair Accessible Tables without Seating (Delivered)

Round Table

	MODEL	DIA	MODEL NUMBER: Basic Model	Edge Style	Height	Surface Finish	Edge Color	Frame Color	Approx. Packaged Weight	Flat Vinyl T-Edge (BN)	3/4" 73P Edge (73P)	Perfect Edge (PR)	Chrome Upcharge add to list price
 UWRDN	**Wheelchair Accessible Round Table - Without Seating** • Storage lock standard for added safety • Gravity lock stabilizes tables in the open position and eliminates possibility of tables folding unexpectedly • Safety lock engages in a semi-open position to halt downward opening movement • T-leg design furnishes maximum leg room and seating capacity • Height to top of surface is 31-3/4" • 31" clearance from floor to underside of table	48"	WAUFRD4	□□□	31	□□□	□□□	□□	89.0#	$ 1423	$ 1492	$ 1673	$ 44
		60"	WAUFRD5	□□□	31	□□□	□□□	□□	115.0#	1511	1588	1758	40
		72"	WAUFRD6	□□□	31	□□□	□□□	□□	149.0#	2024	2125	2489	37
			Ⓐ	Ⓑ	Ⓒ	Ⓓ	Ⓔ	Ⓕ					

HOW TO ORDER

Indicate the following information on order form:
1. Quantity of each item.
2. Model number, including options. See "How To Build a Model Number".
3. Any special service required.

Note: • The □ indicates that a choice is required.
- The absence of the □ indicates that no choice is required.
- Alpha-numeric characters in place of □ indicate that no other alternatives are available.

HOW TO BUILD A MODEL NUMBER

Ⓐ Select basic model.
Basic model includes base no. of table with codes for length of table, edge treatment and frame finish.
Pricing is "Freight Excluded".

Ⓑ Select edge style.

BN	- Flat vinyl T-edge
73P	- 3/4" 73P edge
PR	- Perfect edge

Ⓒ Select height.

31	- 31" high

Ⓓ Select surface finish.
Refer to the **Product Color Options** page in this price list.
Surface finish offerings are based on edge style selections.

Ⓔ Select surface edge color.
Refer to the **Product Color Options** page in this price list.
Edge color offerings are based on edge style selections.

Ⓕ Select frame color.
Refer to the **Product Color Options** page in this price list.
(BL) Std-no upcharge, all other colors have $17 upcharge, see price column for Chrome upcharge

FINISH INFORMATION

Additional Laminate Offering

Additional laminates are available with two weeks extended leadtime and a $83 per table list upcharge. To specify additional laminates from the suppliers, use these designators followed by the supplier's color/pattern code:

Formica - LF/supplier's color pattern code
Nevamar - LN/supplier's color pattern code
Pionite - LP/supplier's color pattern code
Wilsonart - LW/supplier's color pattern code

KI's standard finish is the supplier's recommended finish for that color/pattern.

SPECIAL SERVICES

Special Carton Marking

With specially marked information	N/C

Shipping

Ships **assembled, FOB Green Bay, WI 54302, freight prepaid.** Freight class 150.

Specifications and prices are subject to change without prior notice.

Uniframe® Wheelchair Accessible Tables without Seating (Delivered)

Oval Table

Uniframe® Wheelchair Accessible Tables without Seating (Delivered)

Oval Table

	MODEL	D x L	MODEL NUMBER: Basic Model	Edge Style	Height	Surface Finish	Edge Color	Frame Color	Approx. Packaged Weight	Flat Vinyl T-Edge (BN)	3/4" 73P Edge (73P)	Perfect Edge (PR)	Chrome Upcharge add to list price
 UWOVN	**Wheelchair Accessible Oval Table - Without Seating** • Storage lock standard for added safety • Gravity lock stabilizes tables in the open position and eliminates possibility of tables folding unexpectedly • Safety lock engages in a semi-open position to halt downward opening movement • T-leg design furnishes maximum leg room and seating capacity • Height to top of surface is 31-3/4" • 31" clearance from floor to underside of table	60 x 66"	WAUFOV66	□□□	31	□□□	□□□	□□	132.0#	$ 1772	$ 1861	$ 2108	$ 38
		60 x 72"	WAUFOV72	□□□	31	□□□	□□□	□□	140.0#	1846	2009	2216	37
				Ⓑ		Ⓓ	Ⓔ	Ⓕ					

HOW TO ORDER

Indicate the following information on order form:
1. Quantity of each item.
2. Model number, including options. See "How To Build a Model Number".
3. Any special service required.

Note: • The □ indicates that a choice is required.
- The absence of the □ indicates that no choice is required.
- Alpha-numeric characters in place of □ indicate that no other alternatives are available.

HOW TO BUILD A MODEL NUMBER

Ⓐ Select basic model.
Basic model includes base no. of table with codes for length of table, edge treatment and frame finish.
Pricing is "Freight Excluded".

Ⓑ Select edge style.

BN	- Flat vinyl T-edge
73P	- 3/4" 73P edge
PR	- Perfect edge

Ⓒ Select height.

31	- 31" high

Ⓓ Select surface finish.
Refer to the **Product Color Options** page in this price list.
Surface finish offerings are based on edge style selections.

Ⓔ Select surface edge color.
Refer to the **Product Color Options** page in this price list.
Edge color offerings are based on edge style selections.

Ⓕ Select frame color.
Refer to the **Product Color Options** page in this price list.
(BL) Std-no upcharge, all other colors have $17 upcharge, see price column for Chrome upcharge

FINISH INFORMATION

Additional Laminate Offering

Additional laminates are available with two weeks extended leadtime and a $83 per table list upcharge. To specify additional laminates from the suppliers, use these designators followed by the supplier's color/pattern code:

Formica - LF/supplier's color pattern code
Nevamar - LN/supplier's color pattern code
Pionite - LP/supplier's color pattern code
Wilsonart - LW/supplier's color pattern code

KI's standard finish is the supplier's recommended finish for that color/pattern.

SPECIAL SERVICES

Special Carton Marking

With specially marked information	N/C

Shipping

Ships **assembled, FOB Green Bay, WI 54302, freight prepaid.** Freight class 150.

Specifications and prices are subject to change without prior notice.

Uniframe® Wheelchair Accessible Tables without Seating (Delivered)

Square Table

Uniframe® Wheelchair Accessible Tables without Seating (Delivered)

Square Table

	MODEL	D x W	MODEL NUMBER: Basic Model	Edge Style	Height	Surface Finish	Edge Color	Frame Color	Approx. Packaged Weight	Flat Vinyl T-Edge (BN)	3/4" 73P Edge (73P)	Perfect Edge (PR)	Chrome Upcharge add to list price
 UWSQN	**Wheelchair Accessible Square Table - Without Seating** • Storage lock standard for added safety • Gravity lock stabilizes tables in the open position and eliminates possibility of tables folding unexpectedly • Safety lock engages in a semi-open position to halt downward opening movement • T-leg design furnishes maximum leg room and seating capacity • Height to top of surface is 31-3/4" • 31" clearance from floor to underside of table	48 X 48"	WAUFSQ4	□□□	31	□□□	□□□	□□	102.0#	$ 1356	$ 1427	$ 1602	$ 49
			Ⓐ	Ⓑ	Ⓒ	Ⓓ	Ⓔ	Ⓕ					

HOW TO ORDER

Indicate the following information on order form:
1. Quantity of each item.
2. Model number, including options. See "How To Build a Model Number".
3. Any special service required.

Note: • The □ indicates that a choice is required.
- The absence of the □ indicates that no choice is required.
- Alpha-numeric characters in place of □ indicate that no other alternatives are available.

HOW TO BUILD A MODEL NUMBER

Ⓐ Select basic model.
Basic model includes base no. of table with codes for length of table, edge treatment and frame finish.
Pricing is "Freight Excluded".

Ⓑ Select edge style.

BN	- Flat vinyl T-edge
73P	- 3/4" 73P edge
PR	- Perfect edge

Ⓒ Select height.

31	- 31" high

Ⓓ Select surface finish.
Refer to the **Product Color Options** page in this price list.
Surface finish offerings are based on edge style selections.

Ⓔ Select surface edge color.
Refer to the **Product Color Options** page in this price list.
Edge color offerings are based on edge style selections.

Ⓕ Select frame color.
Refer to the **Product Color Options** page in this price list.
(BL) Std-no upcharge, all other colors have $17 upcharge, see price column for Chrome upcharge

FINISH INFORMATION

Additional Laminate Offering

Additional laminates are available with two weeks extended leadtime and a $83 per table list upcharge. To specify additional laminates from the suppliers, use these designators followed by the supplier's color/pattern code:

Formica - LF/supplier's color pattern code
Nevamar - LN/supplier's color pattern code
Pionite - LP/supplier's color pattern code
Wilsonart - LW/supplier's color pattern code

KI's standard finish is the supplier's recommended finish for that color/pattern.

SPECIAL SERVICES

Special Carton Marking

With specially marked information	N/C

Shipping

Ships **assembled, FOB Green Bay, WI 54302, freight prepaid.** Freight class 150.

Specifications and prices are subject to change without prior notice.

Uniframe® Wheelchair Accessible Tables without Seating (Delivered)

Hexagonal Table

Uniframe® Wheelchair Accessible Tables without Seating (Delivered)
Hexagonal Table

	MODEL	DIA	MODEL NUMBER: Basic Model	Edge Style	Height	Surface Finish	Edge Color	Frame Color	Approx. Packaged Weight	Flat Vinyl T-Edge (BN)	3/4" 73P Edge (73P)	Perfect Edge (PR)	Chrome Upcharge add to list price
 UWHXN	**Wheelchair Accessible Hexagonal Table - Without Seating** • Storage lock standard for added safety • Gravity lock stabilizes tables in the open position and eliminates possibility of tables folding unexpectedly • Safety lock engages in a semi-open position to halt downward opening movement • T-leg design furnishes maximum leg room and seating capacity • Height to top of surface is 31-3/4" • 31" clearance from floor to underside of table	48"	WAUFHX4	□□□	31	□□□	□□□	□□	94.0#	$ 1511	$ 1588	$ 1758	$ 40
			Ⓐ	Ⓑ	Ⓒ	Ⓓ	Ⓔ	Ⓕ					

HOW TO ORDER

Indicate the following information on order form:
1. Quantity of each item.
2. Model number, including options. See "How To Build a Model Number".
3. Any special service required.

Note: • The □ indicates that a choice is required.
- The absence of the □ indicates that no choice is required.
- Alpha-numeric characters in place of □ indicate that no other alternatives are available.

HOW TO BUILD A MODEL NUMBER

Ⓐ Select basic model.
Basic model includes base no. of table with codes for length of table, edge treatment and frame finish.
Pricing is "Freight Excluded".

Ⓑ Select edge style.

BN	- Flat vinyl T-edge
73P	- 3/4" 73P edge
PR	- Perfect edge

Ⓒ Select height.

31	- 31" high

Ⓓ Select surface finish.
Refer to the **Product Color Options** page in this price list.
Surface finish offerings are based on edge style selections.

Ⓔ Select surface edge color.
Refer to the **Product Color Options** page in this price list.
Edge color offerings are based on edge style selections.

Ⓕ Select frame color.
Refer to the **Product Color Options** page in this price list.
(BL) Std-no upcharge, all other colors have $17 upcharge, see price column for Chrome upcharge

FINISH INFORMATION

Additional Laminate Offering

Additional laminates are available with two weeks extended leadtime and a $83 per table list upcharge. To specify additional laminates from the suppliers, use these designators followed by the supplier's color/pattern code:

Formica - LF/supplier's color pattern code
Nevamar - LN/supplier's color pattern code
Pionite - LP/supplier's color pattern code
Wilsonart - LW/supplier's color pattern code

KI's standard finish is the supplier's recommended finish for that color/pattern.

SPECIAL SERVICES

Special Carton Marking

With specially marked information	N/C

Shipping

Ships **assembled, FOB Green Bay, WI 54302, freight prepaid.** Freight class 150.

Specifications and prices are subject to change without prior notice.

Uniframe® Wheelchair Accessible Tables without Seating (Delivered)

Octagonal Table

Uniframe® Wheelchair Accessible Tables without Seating (Delivered)
Octagonal Table

	MODEL	DIA	MODEL NUMBER: Basic Model	Edge Style	Height	Surface Finish	Edge Color	Frame Color	Approx. Packaged Weight	Flat Vinyl T-Edge (BN)	3/4" 73P Edge (73P)	Perfect Edge (PR)	Chrome Upcharge add to list price
 UWOCN	**Wheelchair Accessible Octagonal Table - Without Seating** • Storage lock standard for added safety • Gravity lock stabilizes tables in the open position and eliminates possibility of tables folding unexpectedly • Safety lock engages in a semi-open position to halt downward opening movement • T-leg design furnishes maximum leg room and seating capacity • Height to top of surface is 31-3/4" • 31" clearance from floor to underside of table	60"	WAUFOC5	□□□	31	□□□	□□□	□□	140.0#	$ 1561	$ 1639	$ 1811	$ 49
			Ⓐ	Ⓑ	Ⓒ	Ⓓ	Ⓔ	Ⓕ					

HOW TO ORDER

Indicate the following information on order form:
1. Quantity of each item.
2. Model number, including options. See "How To Build a Model Number".
3. Any special service required.

Note: • The □ indicates that a choice is required.
- The absence of the □ indicates that no choice is required.
- Alpha-numeric characters in place of □ indicate that no other alternatives are available.

HOW TO BUILD A MODEL NUMBER

Ⓐ Select basic model.
Basic model includes base no. of table with codes for length of table, edge treatment and frame finish.
Pricing is "Freight Excluded".

Ⓑ Select edge style.

BN	- Flat vinyl T-edge
73P	- 3/4" 73P edge
PR	- Perfect edge

Ⓒ Select height.

31	- 31" high

Ⓓ Select surface finish.
Refer to the **Product Color Options** page in this price list.
Surface finish offerings are based on edge style selections.

Ⓔ Select surface edge color.
Refer to the **Product Color Options** page in this price list.
Edge color offerings are based on edge style selections.

Ⓕ Select frame color.
Refer to the **Product Color Options** page in this price list.
(BL) Std-no upcharge, all other colors have $17 upcharge, see price column for Chrome upcharge

FINISH INFORMATION

Additional Laminate Offering

Additional laminates are available with two weeks extended leadtime and a $83 per table list upcharge. To specify additional laminates from the suppliers, use these designators followed by the supplier's color/pattern code:

Formica - LF/supplier's color pattern code
Nevamar - LN/supplier's color pattern code
Pionite - LP/supplier's color pattern code
Wilsonart - LW/supplier's color pattern code

KI's standard finish is the supplier's recommended finish for that color/pattern.

SPECIAL SERVICES

Special Carton Marking

With specially marked information	N/C

Shipping

Ships **assembled, FOB Green Bay, WI 54302, freight prepaid.** Freight class 150.

Specifications and prices are subject to change without prior notice.



Shown as Bench with Worksurface (UCB)



Shown as Bench with Back Support (UCB)

Features		
Solid core top	•	•
High-pressure laminate surface	•	•
Bullnose edge	•	•
73P edge	•	•
Bench height 17"	•	•
Top height 27"	•	
Top height 29"	•	
Open depth 29-1/2"	•	•



Bullnose Edge



73P Edge

Uniframe® Convertible Bench
General Information



Shown as 2 Benches Ganged Together (UCB-two units)



Shown as 2 Benches Nested Together (UCB-two units)

Features		
Solid core top	•	•
High-pressure laminate surface	•	•
Bullnose edge	•	•
73P edge	•	•
Folded height 33-1/4"		•
Folded depth 22"		•
Bench height 17"	•	
Top height 27"	•	
Top height 29"	•	

SPECIFICATIONS

Tops/Backs and Benches
Tops/backs and benches are of solid core 3/4" thick warp-resistant construction. Center core is 45 PCF high-density particleboard. A .030 high-pressure laminate face is used for the top surface with a .030 high-pressure laminate backer for the bottom surface. Table tops and benches are attached to the table frame with deep thread screws; expansion rivets are not to be used. Corners have a 2-1/2" radius. Tops measure 14-3/4" wide by 3/4" thick by the length of the bench.

Edges
Table top and bench edges are finished in one of the following:

A. Bullnose edge: (Flat vinyl T-edge) Edges are banded with an abrasion-resistant black vinyl bullnose molding. The barbed "T" design is inserted into a routed groove in the solid particleboard top and held in place with nails driven from the underside, spaced approximately 8-10" apart.

B. 73P Edge: Edges are banded with a 2mm flat polypropylene edge banding that is chemically bonded to the table or bench core.

Frames
Table frames are fabricated using a welded unitized construction, integrating all structural steel members and the ganging mechanism into a self-supporting unit. The top/back support apron is 18-gauge bent and welded steel tubing, using double tube construction for leg support vertical and leg support bottom cross tube. The main pivot folding action is heavy-duty 14-gauge steel tubing coupled with thick 11-gauge saddles. The lower leg base shall be welded to the leg assembly.

Frame Finish
Painted frame finish is non-chipping electrostatically applied and baked. Finish is black only.

Ganging Mechanism
Steel ganging mechanism is provided on all tables as standard, allowing two tables to be locked together into a common unit. Mechanism is located on end of foot for ease of operation.

Bench Support Foot Caps
Bench support foot caps are non-marring rubber.

Casters
Large 4" diameter hard rubber swivel casters, two locking and two non-locking, provide easy and safe maneuverability.

General
Convertible benches ship knocked down in two boxes for customer assembly (unassembled). Benches are listed with Underwriters Laboratories in compliance with testing for public safety (Folding Rollaway Tables).

INFORMATION

Warranty
Refer to KI Terms & Conditions document or visit ki.com

Uniframe® Convertible Bench
General Information

DIMENSIONS-Convertible Bench

TABLE

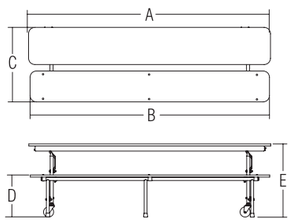



BENCH

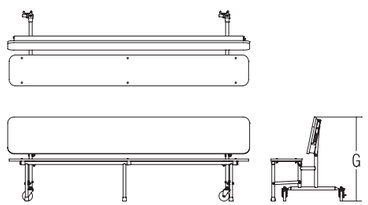

FOLDED

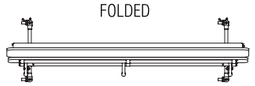

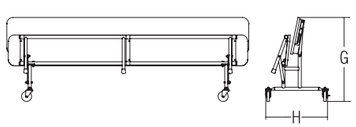

MODEL #	A	B	C	D	E
UCB8	96.0"	95.0"	29.5"	16.5"	29.0"

GANGED

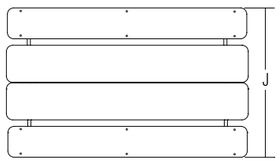

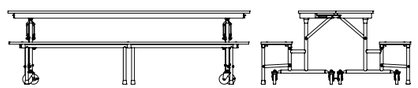

NESTED

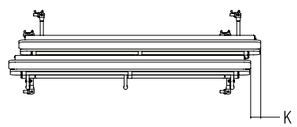

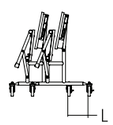

MODEL #	G	H	J	K	L
UCB8	33.25"	24.5"	60.25"	4.0"	8.0"

Uniframe® Convertible Bench
Product Color Options

Uniframe® Convertible Bench
Product Color Options

Surface Finish--Laminate

Belair	LBQ
Biltmore Cherry	LBT
Black	LBK
Brighton Walnut	LBW
Canyon Zephyr	LCA
Castle Oak	LCO
Casual Linen	LCU
Cherry Storm	LCX
Classic Linen	LCI
Cloud Zephyr	LCL
Cocobala	LCC
Crisp Linen	LRI
Desert Zephyr	LDZ
Dove Grey	LDG
Fired Steel	LIL
Flax Linen	LXF
Florence Walnut	LFC
Forged Steel	LOL
Friston Ash	LFH
Frosty White	LFW
Graphite Nebula	LGN
Grey	LGE
High Rise	LHE
Hollyberry	LHY
Irish Linen	LIH
Island	LID
Italian Silver Ash	LIT
Kensington Maple	LKM
Lapis Blue	LLB
Markerboard White	LMK
Misted Zephyr	LMR
Monticello Maple	LMT
Nickel Evolv	LNV
North Sea	LNA
Ocean	LON
Pearl Bisque	LPB
Pearl Silver	LPS
Pressed Linen	LPR
River Cherry	LRY
Rugged Linen	LRG
Satin Stainless	LSS
Shadow Zephyr	LSR
Silicon evolv	LSV
Sterling Ash	LAZ
Tailored Linen	LTL
Titanium evolv	LTV
White Nebula	LWL
White Sand	LWN
Windsor Mahogany	LWY

Edge Color for BN Edge

Black	EBL
Blue Grey	EGR
Cayenne	ECY
Cool Grey	ECG
Earthen Clay	EEY
Everglade Shade	EEV
Flannel	EFN
Frosty White	EFW
Hazy Jade	EHJ
Honey Bee	EHY
Light Tone	ELG
Mardi Gras	EMG
Misty Brown	EMY
Nemo	ENE
Nordic	END
Poppy Red	EPR
Purple Haze	EPH
Rubber Ducky	ERK
Sand	ESA
Sky Blue	ESK
Surf's Up	ESP
Twilight Shadow	ETI
Ultra Blue	EUB
Warm Grey	EWG
Zesty Lime	EZL

Edge Color for 73P Edge

Belair	EBQ
Biltmore Cherry	EBT
Black	EBL
Blue Grey	EGR
Brighton Walnut	EBW
Castle Oak	ECO
Cayenne	ECY
Cherry Storm	ECX
Cool Grey	ECG
Earthen Clay	EEY
Everglade Shade	EEV
Flannel	EFN
Florence Walnut	EFC
Friston Ash	EFH
Frosty White	EFW
Hazy Jade	EHJ
Honey Bee	EHY
Italian Silver Ash	EIT
Kensington Maple	EKM
Light Tone	ELG
Mardi Gras	EMG
Misty Brown	EMY
Monticello Maple	EMT
Nemo	ENE
Nordic	END
Poppy Red	EPR
Purple Haze	EPH
River Cherry	ERY
Rubber Ducky	ERK
Sand	ESA
Sky Blue	ESK
Sterling Ash	EAZ
Surf's Up	ESP
Twilight Shadow	ETI
Ultra Blue	EUB
Warm Grey	EWG
Windsor Mahogany	EWY
Zesty Lime	EZL

Frame Color

Black	BL

Leg Finish

Black leg finish	BLF
Chrome leg finish	CHF

Finish Cards
View color swatches for items listed within this document.

Paints **Wood/Veneer** **Molded Edges** **Hard Plastics**
Plastics/Poly **Laminates** **Edge Styles** **Glass**

Certain options referenced may not be available on GSA Schedule.

Uniframe® Convertible Bench (Freight Excluded)

Uniframe® Convertible Bench (Freight Excluded)

KI

	MODEL	SIZE	MODEL NUMBER: Basic Model	Edge Style	Height	Surface Finish	Edge Color	Frame Color	Leg Finish	Approx. Packaged Weight	Flat Vinyl T-Edge (BN)	3/4" 73P Edge (73P)
 UCB	**Convertible Bench** • Tops/backs and seat tops are constructed of laminated surfaces with solid, high-density particleboard core • Vinyl bullnose edge banding or 73P edge banding • Unitized all-steel frames provide superior stability and durability • Black frame finish and black or chrome legs • Wide wheel base and large 4" swivel casters permit easy and safe maneuverability • Non-marring rubber surface glides • Standard, built-in ganging mechanism • Listed to applicable UL standards and requirements Underwriters Laboratories, Inc • Assembly required	96"	UCB8	□□□	□□	□□□	□□□	BL	□□□	135.0#	$ 1082	$ 1136
			Ⓐ	Ⓑ	Ⓒ	Ⓓ	Ⓔ	Ⓕ	Ⓖ			

HOW TO ORDER

Indicate the following information on order form:
1. Quantity of each item.
2. Model number, including options. See "How To Build a Model Number".
3. Any special service required.

Note: • The □ indicates that a choice is required.
- The absence of the □ indicates that no choice is required.
- Alpha-numeric characters in place of □ indicate that no other alternatives are available.

HOW TO BUILD A MODEL NUMBER

Ⓐ Select basic model.
Basic model includes length of bench.

Ⓑ Select edge style.
- **BN** - Flat vinyl T-edge
- **73P** - 3/4" 73P edge

Ⓒ Height
- **27** - 27" high
- **29** - 29" high

Ⓓ Select surface finish.
Refer to the **Product Color Options** page in this price list.

Ⓔ Select surface edge color.
Refer to the **Product Color Options** page in this price list.
Edge color offerings are based on edge style selections.

Ⓕ Frame Color
- **BL** - Black

Ⓖ Leg Finish
- **BLF** - Black leg finish
- **CHF** - Chrome leg finish; add $24

SPECIAL SERVICES

Special Carton Marking

With specially marked information N/C

Shipping

Ships **knocked down, FOB Bonduel, WI 54107, freight excluded.** Freight class 85.

Specifications and prices are subject to change without prior notice.

Uniframe® Convertible Bench (Delivered)

Uniframe® Convertible Bench (Delivered)

	MODEL	SIZE	MODEL NUMBER							Approx. Packaged Weight	Flat Vinyl T-Edge (BN)	3/4" 73P Edge (73P)
			Basic Model	Edge Style	Height	Surface Finish	Edge Color	Frame Color	Leg Finish			
 UCB	**Convertible Bench** • Tops/backs and seat tops are constructed of laminated surfaces with solid, high-density particleboard core • Vinyl bullnose edge banding or 73P edge banding • Unitized all-steel frames provide superior stability and durability • Black frame finish and black or chrome legs • Wide wheel base and large 4" swivel casters permit easy and safe maneuverability • Non-marring rubber surface glides • Standard, built-in ganging mechanism • Listed to applicable UL standards and requirements Underwriters Laboratories, Inc • Assembly required	96"	UCB8	□□□	□□	□□□	□□□	BL	□□□	135.0#	$ 1297	$ 1362
			Ⓐ	Ⓑ	Ⓒ	Ⓓ	Ⓔ	Ⓕ	Ⓖ			

HOW TO ORDER

Indicate the following information on order form:
1. Quantity of each item.
2. Model number, including options. See "How To Build a Model Number".
3. Any special service required.

Note: • The □ indicates that a choice is required.
- The absence of the □ indicates that no choice is required.
- Alpha-numeric characters in place of □ indicate that no other alternatives are available.

HOW TO BUILD A MODEL NUMBER

Ⓐ Select basic model.
Basic model includes length of bench.

Ⓑ Select edge style.

BN	- Flat vinyl T-edge
73P	- 3/4" 73P edge

Ⓒ Height

27	- 27" high
29	- 29" high

Ⓓ Select surface finish.
Refer to the **Product Color Options** page in this price list.

Ⓔ Select surface edge color.
Refer to the **Product Color Options** page in this price list.
Edge color offerings are based on edge style selections.

Ⓕ Frame Color

BL	- Black

Ⓖ Leg Finish

BLF	- Black leg finish
CHF	- Chrome leg finish; add $29

SPECIAL SERVICES

Special Carton Marking

With specially marked information	N/C

Shipping

Ships **knocked down, FOB Bonduel, WI 54107, freight prepaid.** Freight class 85.

Specifications and prices are subject to change without prior notice.

Uniframe® Tables from KI

General Features and Benefits

Uniframe® Tables from KI

General Features and Benefits



Uniframe tables have ample doorway clearance and can be moved in the safe, closed and locked position through standard door openings.



For safety and convenience, the storage lock engages automatically when the table is folded and can't move out of correct alignment like competitor' tables can. The lock release is easily accessible from either side of the table without a long reach under the unit.



Textured polypropylene stool seats are standard or choose the Thermoset Hard Plastic option. Thermoset Hard Plastic provides the ultimate seat for lasting appearance and cleaning simplicity.



T-legs increase knee room and seating capacity around the table and eliminate the need to straddle table leg uprights.



KI's exclusive combination pneumatic lift assist and torsional energy storage system results in a controlled, effortless folding operation. So much so, these tables are the easiest to operate...bar none!



Uniframe rectangular tables automatically stay in a teepee (semi-folded) position for safe, fast and easy floor cleaning. Just lift slightly, clean and push back down.



Uniframe rectangular tables provide sufficient clearance between top halves to prevent fingers from being caught or pinched. Pinch-free center hinges also assure safe operation.



KI's unique design stores stool seats parallel to the tabletop, discouraging children from climbing and minimizing dust build-up during storage.



Split benches have a generous 4-1/2" clearance between seats for greater comfort and easy access.



For non-rectangular units the semi-open safety lock prevents injury from downward opening by keeping the table in a semi-open position until fingers are out of the way.



KI attaches stools to a heavy, 11-gauge, metal plate before shipping. This provides greater strength, durability and stability than the competitors' plastic sleeve and pin style stools that require field installation. With polypropylene stools, white marks may occur on the stool top at attachment points but do not alter the structural integrity of the table or stool.



The exclusive caster support has a sleek tamper-resistant cover that won't trap dust, dirt or food and won't scuff shoes.

1330 Bellevue Street
P.O. Box 8100
Green Bay, WI 54308-8100
800.424.2432
ki.com

KI and Furnishing Knowledge are registered
trademarks of Krueger International, Inc.

© 2020 Krueger International, Inc.
All Rights Reserved.
Code KI-PLW-000411/KI/PDF

Furnishing Knowledge®

UNITE® SYSTEM

PRICE LIST
October 6, 2010
Updated October 3, 2022

800.424.2432

Contents

Refer to KI Terms & Conditions document or visit ki.com.

Contents

Refer to KI Terms & Conditions document or visit ki.com.

Ordering COM, COL and COV
Information 3

Unite® System
General Information 5
Product Color Options 11

Preconfigured Monolithic Fabric Panel
Standard Base Raceway 13
Elevated Base 15
Tile-to-Floor One Side; Standard Base Raceway One Side 17

Preconfigured Monolithic Fabric Panel (Beltway Power)
Standard Base Raceway 19
Elevated Base 21
Tile-to-Floor One Side; Standard Base Raceway One Side 23

Preconfigured Monolithic Steel Panels
Standard Base Raceway 25
Elevated Base 26
Tile-to-Floor One Side; Standard Base Raceway One Side 27

Preconfigured Monolithic Steel Panels (Beltway Power)
Standard Base Raceway 28
Elevated Base 29
Tile-to-Floor One Side; Standard Base Raceway One Side 30

Preconfigured Monolithic Open Panels
Standard Base Raceway 31
Elevated Base 32

Preconfigured Segmented Fabric Panel
Standard Base Raceway 33
Elevated Base 35
Tile-to-Floor One Side; Standard Base Raceway One Side 37

Preconfigured Segmented Fabric Panel w/Beltway Power
Standard Base Raceway 39
Elevated Base 41
Tile-to-Floor One Side; Standard Base Raceway One Side 43

Preconfigured Segmented Steel Panels w/Fabric Top Tiles
Standard Base Raceway 45
Elevated Base 47
Tile-to-Floor One Side; Standard Base Raceway One Side 49

Preconfigured Segmented Steel Panels w/Fabric Top Tiles Beltway/Power
Standard Base Raceway 51
Elevated Base 53
Tile-to-Floor One Side; Standard Base Raceway One Side 55

Preconfigured Segmented Open Panels w/Fabric Top Tiles
Standard Base Raceway 57
Elevated Base 59

Preconfigured Segmented Fabric Panel w/Glass Top
Standard Base Raceway 61
Elevated Base 63
Tile-to-Floor One Side; Standard Base Raceway One Side 65

Preconfigured Segmented Fabric Panel w/Markerboard on One Side
Standard Base Raceway 67
Elevated Base 68
Tile-to-Floor One Side; Standard Base Raceway One Side 69

Preconfigured Segmented Fabric Panel w/Markerboard on Both Sides
Standard Base Raceway 70
Elevated Base 71

Preconfigured Segmented Fabric Panel w/Perforated Steel Top
Standard Base Raceway 72
Elevated Base 74
Tile-to-Floor One Side; Standard Base Raceway One Side 76

Preconfigured Segmented Fabric Panel w/Slat Wall on One Side
Standard Base Raceway 78
Elevated Base 80
Tile-to-Floor One Side; Standard Base Raceway One Side 82

Preconfigured Segmented Fabric Panel w/Slat Wall on Two Sides
Standard Base Raceway 84
Elevated Base 86

Stacking Panel
Fabric 88
Solid Steel 89
Glass 90
Perforated Steel 91
Markerboard on One Side 92
Markerboard on Both Sides 93
Slat Wall on One Side 94
Slat Wall on Two Sides 95

Preconfigured Intersections
2-Way 90° "L" Corner 96
2-Way 180° 97
3-Way 90° 98
4-Way 90° 101
2-Way 120° 105
3-Way 120° 106

End-of-Run Trim 108

Preconfigured Intersections
Adjustable Wall Mount Start 109
Perpendicular Start for Genius® Wall 110
Universal Start for Genius® Wall 111
Wall Track 112

Preconfigured Stackable Intersections
90° 1-Way, 2-Way, 3-Way and 4-Way 113
2-Way 180° In-Line Spacer 114
120° 1-Way, 2-Way, 3-Way and 4-Way 115

Stacking End-of-Run Trim 116

High-Pressure Laminate Gallery Panels
End of Run Dual-Sided 117
End of Run Dual-Sided, Two-piece Construction 118
End of Run Single-Sided-Left 120
End of Run Single-Sided-Right 122
Divider 124

Thermally-Fused Laminate Gallery Panels
End of Run Dual-Sided, Single-piece Construction 126
End of Run Dual-Sided, Two-piece Construction 127
End of Run Single-Sided 128
Divider 129

Gallery Panel Intersection Post and Cap
Divider and Worksurface Support Bracket 130

Gallery Panel Trim
In-line Change-of-Height for Divider Panel 131
Dead-End Change-of-Height for Divider 132
End of Run Change-of-Height 133

Unite® Rolling Door
General Information 134
135
Thresholds 139

Electrical
10-Wire System 6 Circuit "810" 141
10-Wire System 6 Circuit "810"/with Bezel for Raceway Use 144
10-Wire System 6 Circuit "810"/for Beltway Use 145
10-Wire System 6 Circuit "810" 146
10-Wire System 4 Circuit "810" 148
10-Wire System 4 Circuit "810"/with Bezel for Raceway Use 150
10-Wire System 4 Circuit "810"/for Beltway Use 151
10-Wire System 4 Circuit "810" 152
New York Power - 10-Wire System 6 or 4 Circuit "810" 154

Worksurfaces
Rectangular 155
Diagonal 90° Corner 157
Extended Corner 158
Extended Corner Reductions 160
Conference End 162
Tapered 163
Peninsula 164
120° End Corner 166
120° End Corner/60° End Corner 167
U-Series® Underhead 168
Transaction Countertops 169
Freestanding Tables 171

Worksurface Support 172
Post Leg 174

Support Leg
Non-Panel Mounted, Open 175
Non-Panel Mounted, Insert 176
Panel Mounted, Open 177
Panel Mounted, Insert 178
Panel Mounted, Center 179

Universal Storage and Accessories
Overhead Storage 180
Overhead Accessories 185
LED Task Lights 187

Balance® Storage and Accessories
Overhead Storage 189
Overhead Accessories 192

U-Series™ Pedestals
Mobile 194
Freestanding 195
Worksurface Supporting 196

U-Series™ Double Pedestals
Worksurface Supporting 197

U-Series™ Credenzas
Freestanding Credenzas 198
Laminate Tops 199

U-Series™ Wardrobe Towers
48" High Cabinet 200
64" High Cabinet 201
48" High Side Access Bookcase 202
64" High Side Access Bookcase 203

U-Series™ Overheads 204

U-Series™ Underhead Storage 205

U-Series™ Storage and Accessories
Overhead Accessories 206

U-Series™ Accessories
Pedestal Accessories 208

Accessories
Acoustic Septum Kits 212
Glass Divider Screen 213
Frameless Modesty Panel with Acrylic Insert 214
Continuous Top Cap/Carpet Gripper/Alum Grommet 215
Power Modules 216
Bracket Assembly Kit/Receptacle Kit 217
Markerboards 218
Tackboard 219
Brackets 220
Paper Management 221
Desktop Accessories 222

Ordering COM, COL and COV
Information

Panel only, does not include overhead or tackboards.

Tile Width	Tile Height	Actual Cut size	54" Non Directional	54" Directional	66" Non Directional	66" Directional
24	8	28 x 13	0.361	0.361	0.181	0.181
24	16	28 x 21	0.583	0.583	0.292	0.292
24	24	28 x 29	0.806	0.806	0.403	0.403
24	26	28 x 31	0.861	0.861	0.431	0.431
24	32	28 x 37	1.028	1.028	0.514	0.514
24	34	28 x 39	1.083	1.083	0.542	0.542
24	40	28 x 45	1.250	1.250	0.625	0.625
24	42	28 x 47	1.306	1.306	0.653	0.653
24	48	28 x 53	1.472	1.472	0.736	0.736
24	50	28 x 55	1.528	1.528	0.764	0.764
24	56	28 x 61	1.694	1.694	0.847	0.847
24	58	28 x 63	1.750	1.750	0.875	0.875
24	64	28 x 69	1.917	1.917	0.958	0.958
30	8	34 x 13	0.361	0.361	0.361	0.361
30	16	34 x 21	0.583	0.583	0.583	0.583
30	24	34 x 29	0.806	0.806	0.806	0.806
30	26	34 x 31	0.861	0.861	0.861	0.861
30	32	34 x 37	1.028	1.028	1.028	1.028
30	34	34 x 39	1.083	1.083	1.083	1.083
30	40	34 x 45	1.250	1.250	1.250	1.250
30	42	34 x 47	1.306	1.306	1.306	1.306
30	48	34 x 53	1.472	1.472	1.472	1.472
30	50	34 x 55	1.528	1.528	1.528	1.528
30	56	34 x 61	1.694	1.694	1.694	1.694
30	58	34 x 63	1.750	1.750	1.750	1.750
30	64	34 x 69	1.917	1.917	1.917	1.917
36	8	40 x 13	0.361	0.361	0.361	0.361
36	16	40 x 21	0.583	0.583	0.583	0.583
36	24	40 x 29	0.806	0.806	0.806	0.806
36	26	40 x 31	0.861	0.861	0.861	0.861
36	32	40 x 37	1.028	1.028	1.028	1.028
36	34	40 x 39	1.083	1.083	1.083	1.083
36	40	40 x 45	1.250	1.250	1.250	1.250
36	42	40 x 47	1.306	1.306	1.306	1.306
36	48	40 x 53	1.472	1.472	1.472	1.472
36	50	40 x 55	1.528	1.528	1.528	1.528
36	56	40 x 61	1.694	1.694	1.694	1.694
36	58	40 x 63	1.750	1.750	1.750	1.750
36	64	40 x 69	1.917	1.917	1.917	1.917
42	8	46 x 13	0.361	0.361	0.361	0.361
42	16	40 x 21	0.583	0.583	0.583	0.583
42	26	40 x 31	0.861	0.861	0.861	0.861
42	32	40 x 37	1.028	1.028	1.028	1.028
42	40	40 x 45	1.250	1.250	1.250	1.250
42	48	40 x 53	1.472	1.472	1.472	1.472
42	56	40 x 61	1.694	1.694	1.694	1.694
42	64	40 x 69	1.917	1.917	1.917	1.917

Tile Width	Tile Height	Actual Cut size	54" Non Directional	54" Directional	66" Non Directional	66" Directional
48	8	52 x 13	0.361	0.361	0.361	0.361
48	16	52 x 21	0.583	0.583	0.583	0.583
48	24	52 x 29	0.806	0.806	0.806	0.806
48	26	52 x 31	0.861	0.861	0.861	0.861
48	32	52 x 37	1.028	1.028	1.028	1.028
48	34	52 x 39	1.083	1.083	1.083	1.083
48	40	52 x 45	1.250	1.250	1.250	1.250
48	42	52 x 47	1.306	1.306	1.306	1.306
48	48	52 x 53	1.472	1.472	1.472	1.472
48	50	52 x 55	1.528	1.528	1.528	1.528
48	56	52 x 61	1.694	1.694	1.694	1.694
48	58	52 x 63	1.750	1.750	1.750	1.750
48	64	52 x 69	1.917	1.917	1.917	1.917
54	8	58 x 13	1.611		0.361	0.361
54	16	58 x 21	1.611		0.583	0.583
54	24	58 x 29	1.611		0.806	0.806
54	26	58 x 31	1.611		0.861	0.861
54	32	58 x 37	1.611		1.028	1.028
54	34	58 x 39	1.611		1.083	1.083
54	40	58 x 45	1.611		1.250	1.250
54	42	58 x 47	1.611		1.306	1.306
54	48	58 x 53	1.611		1.472	1.472
54	50	58 x 55	1.611		1.528	1.528
54	56	58 x 61	1.611		1.694	1.694
54	58	58 x 63	1.611		1.750	1.750
54	64	58 x 69	1.611		1.917	1.917
60	8	64 x 13	1.777		0.361	0.361
60	16	64 x 21	1.777		0.583	0.583
60	24	64 x 29	1.777		0.806	0.806
60	26	64 x 31	1.777		0.861	0.861
60	32	64 x 37	1.777		1.028	1.028
60	34	64 x 39	1.777		1.083	1.083
60	40	64 x 45	1.777		1.250	1.250
60	42	64 x 47	1.777		1.306	1.306
60	48	64 x 53	1.777		1.472	1.472
60	50	64 x 55	1.777		1.528	1.528
60	56	64 x 61	1.777		1.694	1.694
60	58	64 x 63	1.777		1.750	1.750
60	64	64 x 69	1.777		1.917	1.917

Yardage requirements are "per tile" (multiply by the number of tiles per panel for total yardage per panel).
8" Height is for slat rail (tool rail) or some segmented tiles.
Subtract 6" from panel size for the base raceway, unless specifying "tile to floor," segmented tile, or stacker.
72" wide panels consist of qty. 2 - 36" wide tile on each side (qty 4 tiles total).

How to Specify C.O.M. Upholstery

Textile designs often have intricate patterns. Not all individuals will interpret fabric direction in the same manner.

As a standard procedure, KI cuts fabrics off the roll in a horizontal fashion as shown in Diagram A at the right. By cutting in this fashion, most waste is eliminated. Our requirements for yardage in this book are based on this type of cutting. When directional or patterned fabrics are used, they often require more yardage than solid colors.

By providing KI with a completely filled-out copy of the form on this page, we will be able to expedite your order. We find it particularly helpful with directional or patterned upholstery material. It is critical that copies of this form accompany test quantities as well as production quantities of C.O.M.

C.O.M. must be supplied in continuous yardage.

C.O.M. Testing

KI will require six yards of actual fabric to be submitted for testing. The test will be completed on panels, tackboards, and overheads. For products shipped from Manitowoc, WI facility, ship upholstery material to:

KI Manitowoc
1400 South 41st Street
Manitowoc, WI 54220
Attn: Fabric Testing

C.O.M. Production

Customer's fabrics must be approved prior to acceptance for production. KI assumes no responsibility for wear, defects, or performance of customer's own materials. C.O.M. orders are available on a deferred delivery basis.

Orders for production of C.O.M. upholstered products are not scheduled for processing until upholstery material is received. Upon receipt, KI will provide an acknowledgement and an estimated shipping date.

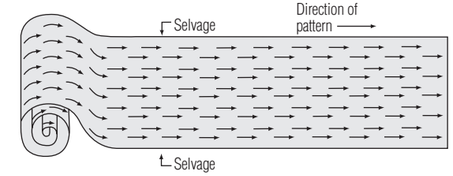

Diagram A

Excess Upholstery Material

KI will dispose of excess upholstery material at the time of shipment unless expressly requested to return it with the product shipment.

Cancelled or Changed Orders

KI assumes no responsibility for extra C.O.M. material due to a change of upholstery or cancellation of an order. It is the customer's responsibility to arrange for return of this material.

Yardage Specification

The chart on the following page details the yardage requirements for each upholstered item in the price list. To accommodate flaws, wrinkles, and other imperfections, calculate the total yardage and add the appropriate percentage shown below:

1 to 50 yards — Add 5 yards
50 + yards — Add 10% over requirements

C.O.M. Information Form

A copy of this form should accompany test requests and production orders. Please fill it out completely, and, if your order has been acknowledged, provide the acknowledgement number.

In all instances, send this form to the C.O.M. Specialist.

☐ **A** Selvage Top to Bottom ☐ **B** Selvage Side to Side

Purchasing Agent (Dealer or buying organization)

Attention

Address

City State Zip

Project Name

Type and number of units of each type

Please see information at right and check the appropriate box.

☐ Submitted for testing. ☐ Test approved. Submitted for production.

Purchase Order Number KI Acknowledgement Number

Ordering COM, COL and COV
Information

C.O.M. SHIPPING LOCATION

Architectural Walls
- Evoke ..... MN
- Genius Walls ..... MN

Casegoods
- Aristotle Tackboards ..... MN
- Likha Tackboards ..... MN

Classroom Furniture
- Intellect Wave Chairs ..... GB
- Learn2 ..... GB
- Ruckus ..... GB

Desking
- 700 Series Desking ..... KP
- Balance Overheads ..... MN
- Genesis Desking ..... MN
- True Desking ..... KP
- Universal Overheads ..... MN
- WorkZone Desking ..... MN

Files & Storage
- 700 Series Pedestal Cushion ..... GB
- Connection Zone Pads ..... BW
- U-Series Pedestal Cushion ..... GB
- Tattoo ..... BW

Fixed Seating
- Concerto Auditorium Seating ..... BW
- Single Pedestal Seating ..... GB
- Jury Base Seating ..... GB
- Lancaster Auditorium Seating ..... BW
- Sequence Seating ..... GB
- University Seating ..... GB

Panel Systems
- All Terrain ..... KP
- Balance Overheads ..... MN
- System 3000 ..... MN
- Universal Overheads ..... MN
- Wireworks ..... MN
- Unite ..... MN

Residence Hall Furniture
- RoomScape Furniture ..... MN

Screens
- All Terrain ..... KP
- Connection Zone ..... BW
- True/Volition ..... KP
- Genesis ..... KP
- Tattoo ..... MN
- Universal ..... BW

Seating
- 400 Series Folding Chairs ..... BW
- 600 Series Folding Chairs ..... BW
- 600 Series Stools ..... BW
- Affina Collection ..... HN
- Altus Task Chairs ..... GB
- Apply Stack Chairs ..... GB
- Auditorium Folding Chairs ..... BW
- Calida Lounge Seating ..... HN
- Diem Task Chairs ..... OM
- Doni Collection ..... GB
- FourC Seating ..... GB
- Gladly Lounge Seating ..... VQ
- Grazie Seating ..... GB
- Hiatus Sleeper Bench ..... HN
- Hub Modular Lounge Seating ..... HN
- Impress Task Chairs ..... OM
- Impress Ultra Task Chairs ..... OM
- Jessa Lounge Seating ..... HN
- Jubilee Lounge Seating ..... VQ
- Katera Guest Chair ..... GB
- Kurv Benches ..... HN
- LaResta Day Beds ..... HN
- LimeLite ..... GB
- Lyra Lounge Seating ..... HN
- Maestro Stack Chairs ..... GB
- Matrix Stack Chairs ..... GB
- Medical & Laboratory Stools ..... OM
- MyPlace Lounge Seating ..... HN
- MyWay Seating ..... HN
- Oath Task Chairs and Stools ..... GB
- Opt4 ..... GB
- Pilot Task Chairs ..... OM
- Promenade Seating System ..... BW
- Ruckus ..... GB
- Sela Lounge Seating ..... HN
- Sift Task Chairs ..... GB
- Signia Task Chairs and Stools ..... OM
- Soltice Metal Collection ..... HN
- Soltice Multiple, Healthcare & Guest ..... HN
- Soltice II Healthcare Seating ..... HN
- Strive Multiple, Stack & Task ..... GB
- Sway ..... BW
- Tattoo ..... HN
- Torsion-on-the-Go! Nesting Chairs ..... GB
- Torsion Air Stack and Task Seating ..... GB
- Zoetry ..... HN

KI Manufacturing Sites - Customer's Own Material Shipment Manufacturing Site Addresses

BW
KI Bonduel
Attn: COM Storage
204 West South St.
Bonduel, WI 54107

HN
KI High Point
Attn: COM Storage
217 Feld Avenue
High Point, NC 27263

MN
KI Manitowoc
Attn: COM Storage
1400 S. 41st St.
Manitowoc, WI 54220

VQ
KI
Attn: COM Fabrics
6892 Marlin Circle
La Palma, CA 90623

GB
KI Green Bay
Attn: COM Storage
1687 Westminster Drive - Gate 3
Green Bay, WI 54302

KP
KI Pembroke
Attn: COM Storage
1000 Olympic Dr.
Pembroke, Ontario K8A6X7

OM
KI
Attn: COM Storage
1110 S. Mildred Ave.
Ontario, CA 91761

© 2022 Krueger International Inc. All Rights reserved. Code KI-FF-000059/KI/PDF/0822

Unite® System
General Information

TECHNICAL SPECIFICATIONS

Panels
Unite panels are offered in monolithic and segmented styles. All panels ship knockdown with panel frame, tiles, base components, top caps, adjustable glides, and panel-to-panel connection hardware. Panels may be specified without top caps to allow for attachment of spanning top caps or divider screens. All Unite panels meet the flammability requirements as defined in the ANSI/UL 1286 safety standard for Office Furnishings. Class A rated standard finishes are available.

Preconfigured panels are 3 1/2" thick to facilitate integration with KI Genius walls, and are available in the following dimensions:
- Panel Widths: 24", 30", 36", 42", 48", 54", 60", 72" (72" features split tiles).
- Panel Heights: 32", 40", 48", 56", 64".

Three base styles are available:
- Standard base raceway
- Elevated base
- Tile-to-floor one side/standard base raceway other side

Insert tiles are interchangeable among standard, elevated, and the tile-to-floor one side/standard base raceway other side panels. Tile height of the tile-to-floor tile is unique, and can only be interchanged with a similar sized tile-to-floor tile. All tiles are hand-placed, requiring no tools for attachment to frames. All base styles support reconfiguration.

Standard base raceway panel frames allow distribution of power and data at the base of the panel, on both sides. Tile-to-floor one side/standard base raceway panel frames feature a base raceway on the user side only. Above worksurface beltline power is available on all base styles.

Frame Construction
Frames are welded, and consist of the following:
- Top & bottom horizontal rail – formed of 16-gauge galvanized steel by 1 7/8" tubing.
- Vertical Post – roll-formed 16-gauge steel with powder-coat finish (black), measuring 1 3/4" x 2 1/16", featuring slots at 1" increments to allow for tile and component hanging.
- Top cap mounting clip – formed of 20-gauge spring steel by 1 1/4" x 1 7/8" x 2" with channel to route data cables. Fastened with #12 x 3/4" screw to all top horizontal rails.
- Glide housing – Molded plastic rated HB minimum. Overall dimensions are 1 1/8" x 24" x 1 1/2" height. Glides provide a 3" range of adjustment.
- Glide – 1" diameter plastic.
- Glide stem – 3/8-16 thread, 3.5" long.
- Wireway mounting bracket – used on bottom and beltway height raceway in powered assemblies. Formed of 16-gauge steel. Overall dimensions are 1 3/8" x 1 13/16" x 2 1/2" with mounting holes for attaching 10-wire rigid wireways.

Stacking Sections
Stacking sections are constructed in one of two styles:
- Three-sided steel-construction stacking sections (steel frame) utilize exterior-mounted tiles of either fabric, markerboard, or slat wall. Steel frame stacking sections are attached with 1/4" x 1" x 7 1/2" steel post "forks."
- Four-sided stacking sections are constructed of an extruded aluminum frame and contain either glass, steel or perforated steel, inserts. Frames measure 1 11/32" x 3 9/32", consistent with panel size. Frames capture a single 3/8" tempered glass panel or perforated steel insert, and are attached with 1/4" x 1" x 7 1/2" steel posts with "forks."

Light Shield
90° – Formed of a 1/16" thick extruded black plastic rated HB minimum. Angle is 90° for 90° panel intersections. Lengths range for 48", 64" and 80". Other lengths must be field cut from the three listed. Plastic light shields snap to connector blocks at 90° intersection and serve only to block light.
Dimensions: 9/16" x 9/16"

120° – Formed of 18-gauge, pre-painted black steel. Length ranges from 8" to 80" x 8" increments. Angle is 60° for 120° panel intersections. Steel light shields hang on connector block bolts at 120° intersections. 120° light blocks block light and serve as a spacer for proper floor planning.
Dimensions: 2 11/16" x 2 11/16".

Base Raceway Hinge Clip
Base raceway hinge clip is molded plastic, rated HB minimum
Dimensions: 1 13/16" x 2 1/8" x 3 1/4".

Connector Block
90° – Formed by an extruded aluminum square block 1/8" minimum wall thickness includes one threaded steel insert on each face. Block contains two "U" shaped, 18-gauge galvanized steel spacer plates fastened to the block with one 1/4-20 bolt.
Dimensions: 2 1/2" x 3 3/8" wide

120° – Formed of extruded aluminum triangular block 1/8" minimum wall thickness. Includes three threaded inserts and no spacer plates.
Dimensions: 2 1/2" x 2 15/16" wide

Tile/Inserts
<u>Monolithic</u>
Preconfigured monolithic panels feature either fabric or steel tiles.

<u>Segmented</u>
Preconfigured segmented panels are available in a variety of substrates and surface finish options. Segmented panels universally feature a 32" segmentation height, with specified bottom and upper, and front and back tiles. Glass, perforated steel or solid steel on preconfigured segmented panels are only available as stacking sections on the upper locations of the panel frame. Preconfigured substrates vary by configuration and may include:
- Fabric – bottom and upper tile
- Powder-coated Solid Steel – bottom and upper tile
- Steel Laminate Markerboard – upper tile
- Single Pane Tempered Glass (1/4" thick) – stacking section
  - clear or satin etch one side
- Laminated Safety Glass (1/4" thick) – stacking section
  - white interlayer (.030" thick) between two 1/8" thick clear panels
- Powder-coated Perforated Steel – stacking section
- High-Pressure Laminate – bottom and upper tile
- Slat Wall – upper tile (upper slat wall tiles feature extruded slat wall on the lowest 8" of the tile, with fabric covering any area above the extrusion)

Fabric Tiles
Fabric tiles feature one of two cores:
- Fiberglass – 1/2" thick molded fiberglass board in dimensions from 24" - 60" wide and 8" - 64" tall; may feature up to two electrical receptacle cutouts with overall dimensions 2 1/16" x 7 5/8" for receptacles.
- Wood Fiberboard – 1/2" thick wood fiberboard, in dimensions from 24" - 48" wide and 8" - 48" tall; may feature up to two cutouts, overall dimensions 2 1/16" x 7 5/8" for receptacles. Available upon request.

Fabric tiles feature 2" stiffener rails of 1/16" formed steel. Rails are secured to the core with adhesive, and are located on left and right vertical edge of tile. Similar rails are adhered horizontally as required for additional rigidity. Fabric is secured to tile edges and back of tile with adhesive. Standard panels with fabric, fiberglass core and raceway have a .50 NRC rating. Standard panels with fabric, fiberglass core and a lifted base have a .55 NRC rating. Both core options feature a class-A flame rated face coating. Fabric tiles are fully tackable and available in monolithic, segmented, and stacking sections.

Unite® System
General Information

Solid Steel Tiles/Inserts
Steel tiles are constructed of 22-gauge formed steel with two rubber dampener pads adhered to the back of the tile to dampen sound. Two $^{1}/_{16}$" x $^{1}/_{4}$" x 1" rare earth magnets are adhered with double-sided tape to the back of the tile to aid in assembly without tools. Magnets are nickel coated Neodymium (NdFeB), Grade N52 with a 4.45 lb pull force each.

Steel Markerboard Tiles
Steel markerboard tiles are constructed of 22-gauge formed steel with honeycomb corrugated board adhered to the back of the tile to dampen sounds. Two $^{1}/_{16}$" x $^{1}/_{4}$" x 1" rare earth magnets are adhered with double-sided to the back of the tile to aid in assembly without tools. Magnets are nickel coated Neodymium (NdFeB), Grade N52 with a 4.45 lb pull force each. A magnetic tray, markers and eraser can be specified separately. Steel markerboards are available as segmented tiles and stacking sections.

Slat Wall Stacking Section Tiles
Slat wall stacking section tiles are constructed of powder-coated extruded aluminum on the lower 8" portion, which functions as a tool rail, with fabric tiles on the remaining upper portion of the segment. Tile includes integral mounting hardware. Slat walls are available in segmented tiles and stacking sections.

Glass Stacking Section Inserts
Glass inserts are captured in an aluminum extruded frame. Glass is $^{1}/_{4}$" thick tempered, and is available clear or satin etch. Satin etch is non-transparent and is on one side of the glass while the other side is shiny. Glass stacking sections are available on the upper location of a panel.

Solid Steel Stacking Section Inserts
Solid steel inserts are constructed of 18-gauge, powder-coat painted steel. Solid steel stacking sections are available on the upper location of a panel.

Perforated Steel Stacking Section Inserts
Perforated steel inserts are constructed of 18-gauge, powder-coat painted steel with $^{3}/_{32}$" diameter holes on $^{1}/_{4}$" staggered centers (NO. RS041). Perforated steel stacking sections are available on the upper location of a panel.

Acoustic Septum Kits – UNRC.size
Acoustic septa are rigid 2" thick composite fiberglass sheets designed to be inserted into standard Unite panel frames. When installed, the septum increases the NRC of the Unite raceway fabric panel from .50 NRC to .70 NRC per ASTM C423-09a. Septa fit inside and fill the interior of the Unite metal frame without the use of tools. When 10-wire rigid wireways are included at beltway height, the septa must be cut in the field to allow space for the wireway.

- Acoustic septa are 2" thick and are available in seven widths and five heights designed to fit into all standard Unite frame sizes.
- Acoustic septa are constructed of three cured (ie. molded) fiberglass layers that are bonded together. The two outer layers are 3 lb (pcf) x $^{3}/_{4}$" thick fiberglass. The center core is 12 lb (pcf) x $^{1}/_{2}$" fiberglass.
- The fibrous glass wool (fiberglass) is manufactured using a minimum of 30% post-consumer recovered materials and a minimum of 5% post-industrial (pre-consumer) recovered materials. Fiberglass bats are subsequently cured using heat to compress the fiberglass into desired densities. The ingredients of the fiberglass are listed:
    - Fibrous glass
    - Urea extended phenol-formaldehyde resin
    - Formaldehyde
    - Non-woven facings

Panel Trim

Base Raceway Trim
Base raceway trim consists of 22-gauge roll-form steel with a powder-coat finish. Base raceway trim is hinged to an injection-molded clip and snap onto brackets attached to the bottom horizontal rail when closed. All base raceways accept rigid wireways and data cables. Base raceways are specified with or without $2^{1}/_{16}$" x $7^{5}/_{8}$" knockouts, which are easily removed to accommodate electrical receptacles and/or data jacks. No tools are required for installation. 24" panels feature one knockout per side; all other sizes feature two.
Dimensions: $5^{5}/_{16}$" high by width of panel.

Panel-to-Panel Connectors
Panel-to-panel connectors are universal. Full welded panel frames attach in-line using $^{3}/_{8}$-16 hex head bolts with washers and star lock nuts. Frames attach at intersections using aluminum extruded connection blocks. Intersections can be reconfigured without disturbing the existing workstation. Components for each intersection condition, including change of height conditions, are available in kit form. Each kit includes all hardware and associated trim to complete the intersection condition. $^{9}/_{16}$" socket drivers are required to complete all panel connections.

Intersection kits include all necessary light blocks. Light blocks for 90° intersections are black plastic and serve only to block light. Light blocks for 120° intersections are pre-painted black steel that block light and serve as a spacer for proper floor planning.

Split Tile Light Shield
"C" shaped split tile light shield is formed of $^{1}/_{16}$" black pre-painted steel.
Dimensions: $1^{1}/_{4}$" x $3^{7}/_{16}$" by height of panel.

Top Cap
All pre-configured Unite panel frames include a top cap of appropriate size. Top caps are formed of $^{1}/_{16}$" thick extruded aluminum, with powder-coat finish. Top caps used with top power infeed feature a cutout for the infeed. Installation of top cap is a snap fit and requires no tools. Top cap snaps to spring steel clips which are fastened to the top of all panel frames.
Dimensions: $^{3}/_{8}$" x $3^{1}/_{2}$" by width of panel.

End-of-Run Trim
All exposed ends of a panel run are covered with an end-of-run trim, formed from 18-gauge steel with powder-coat finish. Installation of end of run trim is a snap fit and requires no tools. Panel end trim lengths correspond to panel heights.

Intersection caps are formed of machined aluminum, cast aluminum, or cast zinc.
Dimensions: $^{3}/_{8}$" x $3^{1}/_{2}$" by height of panel.

End-of-run trim clips are formed of $^{1}/_{16}$" black spring steel.
Dimensions: $^{9}/_{16}$" x 2" x $3^{5}/_{16}$".

3-way, change-of-height, or "C" shaped trim is formed of $^{1}/_{16}$" powder-coated steel.
Dimensions: $3^{1}/_{2}$" x $3^{1}/_{2}$" by height of tallest panel.

90° dead-end trim features 18-gauge welded steel plate.
Dimensions: $^{1}/_{2}$" x $3^{3}/_{16}$".

120° dead-end trim is formed to a 60° angle of $^{1}/_{16}$" powder-coated steel.
Dimensions: $3^{1}/_{2}$" x $3^{1}/_{2}$" by height of panel.

Corner Trim and Change-of-Height Trim
All exposed corners of a panel run must be covered with either corner trim or change-of-height trim. Corner condition "L" shaped trim is formed of $^{1}/_{16}$" thick powder-coated steel. Installation utilizes a snap fit and requires no tools.
Dimensions: $3^{1}/_{2}$" x $3^{1}/_{2}$" by height of highest panel.

Segmented Trim Channel
"H" shaped segmented trim channel is formed of $^{1}/_{16}$" extruded powder-coated extruded aluminum. Channel connects two segmented tiles along the horizontal connection. No tools are required for installation.
Dimensions: $^{11}/_{16}$" x $1^{1}/_{4}$" by width of panel.

Bottom Trim Channel
Standard base raceway and elevated base require a bottom trim channel to locate and hold tiles horizontally. Channel is roll-formed of 1/16" steel with a powder-coat finish.
Dimensions: 1" x 2 1/4" by width of panel.

Tile-to-floor trim channel is extruded aluminum with a powder-coat finish.
Dimensions: 3/4" x 1 1/2" by width of panel.

Vertical Trim Clips
Stamped spring steel clips allow attachment of vertical trim at the end-of-run and change-of-height trim. Clips attach to the vertical posts with 3/8-16 hex head bolts.

Intersection Caps
All top cap intersection conditions are joined with separate intersection caps. Caps are injection-molded zinc with a powder-coat finish, and are required for all end-of-run, 2-way, 3-way, and 4-way connections, regardless of intersection angle.

Elevated Panel Foot Shroud
Foot shroud is formed of 16-gauge formed steel with powder-coat finish, and is used in elevated base conditions only.
Dimensions: 1 1/8" x 3 1/2" x 5 7/16".

Attachment Conditions

Wall Track
Wall track is available to allow for hanging of components onto an existing structural wall in the identical method as if the components were hung on Unite panels. The wall track consists of slotted 16-gauge steel with powder-coat finish in panel trim colors.

Adjustable Wall Mount
Adjustable wall mounts consist of a formed steel channel and 7/8" thick cork/rubber washers enclosed in a steel "U" channel to allow panels to be attached to existing building walls. Each unit features an adjustable depth of 1" to 1 11/16" in 1/16" increments (steel washer shims). Method of attachment to the existing building is dependent upon the existing wall construction.

Universal Connector, Unite to Genius Wall
The universal Unite to Genius wall connector enables a Unite panel connection at Genius wall corners, 3-way and end conditions. Unite panels attach to Genius trim with self-drilling screws.

Perpendicular Connector, Unite to Genius Wall
The perpendicular Unite to Genius wall connector enables a Unite panel connection at a Genius in-line connection seam. The Unite panel attaches perpendicular to the Genius wall at the seam using 3/8" pem studs and nuts. The perpendicular connector is an aluminum extrusion and is fully hidden.

Gallery Panels

Laminate Gallery Panel
Unite gallery panels are offered in high-pressure laminate (HPL) and thermally-fused laminate (TFL) surface options. HPL has a vertical grain pattern and TFL has a horizontal grain.

Laminate surfaces are applied to both sides of the 1 1/8" thick particle board core for a balanced construction. Gallery panels ship partially assembled with glides pre-installed at both bottom ends. The two-piece glide model includes steel ganger cleat sets. All four edges of the gallery panel receive 1 1/8" wide by 2.0 mm thick polypropylene edge banding.

HPL and TFL gallery panels are part of the Unite Panel System, which is a UL Listed Office Furnishing evaluated to ANSI/UL 1286. When tested to UL 723, the gallery panels have a flame-spread index of 200 or less and smoke-developed index of 450 or less which equates to Class C, per the International Building Code® for Interior wall finishes.

Unite® System
General Information

Gallery panels support a standard Unite panel run, and are installed at either the end of a panel run, or perpendicular along a run. Four gallery panel styles are offered.

End-of-Run Dual-Sided Gallery Panel
A single gallery panel that attaches to a Unite panel end-of-run and extends equally on both sides of the Unite panel run.

High-Pressure Laminate
- Heights: 32", 40", 48", 56" & 64"
- Widths (includes 3 1/2" overlap): 52"

Thermally-Fused Laminate
- Heights: 29 1/4" & 48"
- Widths (includes 3 1/2" overlap): 52", 64" & 76"

End-of-Run Single-Sided Gallery Panel
A single gallery panel that attaches to the end of a run and extends to one side of the Unite panel run. Right- and left-hand models are offered.

High-Pressure Laminate
- Heights: 32", 40", 48", 56" & 64"
- Widths (includes 3 1/2" overlap): 27 3/4", 33 3/4", 39 3/4", 45 3/4", 51 3/4" & 57 3/4"

Thermally-Fused Laminate
- Heights: 29 1/4" & 48"
- Widths (includes 3 1/2" overlap): 51 3/4", 63 3/4" & 75 3/4"

End-of-Run Dual-Sided Two-Piece Gallery Panels
Two separate gallery panels that butt together at the end of a Unite panel run. Each panel extends equally on both sides of the panel run.

High-Pressure Laminate
- Heights: 32", 40", 48", 56" & 64"
- Widths (includes 3 1/2" overlap): 60 1/2", 72 1/2", 84 1/2", 96 1/2" & 108 1/2"

Thermally-Fused Laminate
- Heights: 29 1/4" & 48"
- Widths (includes 3 1/2" overlap): 96 1/2", 120 1/2" & 144 1/2"

Divider Panel
A single Gallery panel that attaches perpendicular along a Unite panel run at any intersection.

High-Pressure Laminate
- Heights: 32", 40", 48", 56" & 64"
- Widths (includes 1" for attachment): 25 1/4", 31 1/4", 36 1/4", 42 1/4", 49 1/4" & 55 1/4"

Thermally-Fused Laminate
- Heights: 29 1/4" & 48"
- Widths (includes 1" for attachment): 49 1/4", 61 1/4" & 73 1/4"

Attachment Plate
Required for all end-of-run gallery panels. Attaches the gallery panel to the vertical post of a Unite panel frame. Plate is 11-gauge (.120" thick) steel with a powder-coat finish. Plate size is 3 1/2" wide and heights match all end-of-run gallery panel heights. Plates fasten to the gallery panel with #12 flat head screws, and to the Unite panel frame vertical post with 3/8-16 x 1" G5 short neck carriage bolts with steel washers and 3/8-16 KEPs nuts.

Gallery Panels Intersections & Trim

Divider Intersection Post
Required for installation of divider gallery panels. "H" shaped is formed of extruded aluminum, with a powder-coat finish. The post dimension is 1.4" x 3.36" with 1.20" wide channels to accept the divider gallery panel. Divider intersection post contains 3.0" x .90" milled passages at beltway and base heights to allow 15 1/2" 10-wire jumpers to pass from panel to panel. Attaches using 3/8-16 x 2 3/4" hex head bolts, 1 1/4" O.D. steel washers and 3/8-16 KEPS locknuts. The divider intersection post connects two adjacent Unite panel frames and adds 1.4" space between the two frames.

- Heights: 32", 40", 48", 56", 64", 72" & 80"

In-Line Divider Intersection Cap
Used at a divider gallery panel intersection. The cap is milled aluminum with a powder-coat finish. Divider intersection cap contains tabs which insert into the aluminum top caps to join in-line, adjacent Unite panels.

End-of-Run Change-of-Height Trim
Required at a height change between the end-of-run gallery panel and the Unite panel run end. Covers the exposed side of Unite panel. Formed from 18-gauge steel with powder-coat finish. Trim includes a milled, aluminum cap which is powder-coat painted, and includes spring steel clips which are installed at the end of a panel frame. Clips are common to what is used with standard Unite trim and attach to the vertical post with 3/8-16 hex head bolts and KEPs nuts. Trim is a snap-fit to the clips and requires no tools.

- Heights: 8", 16" 24", 32" & 40"
- Heights for 29 1/4" High Gallery Panels: 3", 11", 19" 27", 35", 43" & 51"

Dead-End Change-of-Height Trim
Required at a change-of-height along the Unite panel run, and where a divider gallery panel is included at the same intersection. Formed from 18-gauge steel with powder-coat finish. Trim includes a milled, aluminum cap which is powder-coat painted, and includes spring steel clips which are installed at the end of a panel frame. Clips are common to what is used with standard Unite trim and attach to the vertical post with 3/8-16 hex head bolts and KEPs nuts. Trim is a snap-fit to the clips and requires no tools.

- Heights: 8", 16", 24", 32", 40" & 48"

In-Line Change-of-Height Trim
Required when a divider gallery panel is used along a Unite panel run with a change-of-height between the panel run and the gallery panel. A "U" shape aluminum extrusion with powder-coat finish. The trim snaps into the divider intersection post with no tools required.

- Heights: 8", 16", 24", 32", 40" & 48"
- Heights for 29 1/4" High Gallery Panels: 3", 11", 19", 27", 35", 43" & 51"

Electrical

Power Options
The US standard electrical system supplied for Unite is an 810 electrical system. 10-wire rigid wireway can be mounted to any panel frame. Power is available at the following heights:
- Base Height Power – found in the 6" base raceway of the panel.
- Beltway (worksurface) Height Power – The powered tiles allow for installation of worksurface height receptacles. Two duplex receptacles can be mounted in a tile (one in a 24" tile). Receptacles are approximately 32" high.

Power is supplied through one of two available means:
6-2-2
- (6) hot wires
- (2) shared oversized neutral wires
- (2) ground wires – 1 isolated ground and 1 building ground

4-4-2
- (4) hot wires
- (4) independent neutral wires
- (2) ground wires – 1 isolated ground and 1 building ground

10-Wire Rigid Wireways
Each powered panel requires the use of 10-wire rigid wireways to pass power to receptacles. Wireways may be mounted at the base of panels or at beltway height. Wireways are specified by panel width. The wireway design allows for snap connection of one panel's rigid wireway to another panel's wireway through the use of 10-wire panel-to-panel jumpers. All panels 24" and wider accept electrical components.

There are four port locations on each end of every rigid wireway 30" and larger. 24" wireways feature two ports on one end only.

Wireways mount by screws to attached brackets on the underside of the lower frame for base power. For beltway power, rigid wireways attach with screws to brackets that are hooked into the vertical posts at each end.

10-Wire Base Power Infeeds
The electrical system permits power 10-wire infeed at the base raceway of the panel. Base infeeds are constructed of a 6' long, 1/2" liquid-tight flexible metal conduit containing ten wires with a receptacle type design allowing for quick installation and removal. Infeeds rotate 180° to allow for left or right configuration.

10-Wire Top Power Infeeds (Data and/or Power)
Power and data may be brought into a Unite panel through the use of a 10-wire top infeed power pole. Top infeed assembly consists of a 7' or 10' extruded aluminum data and/or power pole, top infeed panel trim cap and ceiling trim cap. The interior of the power pole features a septum to separate power and data cable management. Power infeed wiring consists of ten wires in flexible conduit, exposed at the ceiling end to connect to the building's source power. At the opposite end, the infeed conduit contains a modular connector end to snap into the panel's rigid wireway. Infeed cable must be specified separately.

10-Wire Power Pass-Through Jumpers
The electrical system provides a method of passing power from one powered panel through a non-powered panel to the powered 10-wire rigid wireway of the next panel. The pass-through consists of a standard rigid wireway without receptacles using in-line 10-wire panel-to-panel jumpers. Panel-to-panel jumpers are required to connect adjacent wireways.

10-Wire Panel-to-Panel Jumpers
In-line 10-wire panel-to-panel jumpers are 12" in length and connect between panel rigid wireways at in-line panel intersections. Intersection 10-wire panel-to-panel jumpers are 15 1/2" in length and connect between rigid wireways at various panel intersection conditions. Jumpers feature modular connector ends and nylon mesh casing.

Unite® System
General Information

System Jumpers
Designed for interconnection of Manufactured Wiring Systems (such as Genius Wall) to Office Furnishings (such as Unite). Two lengths are available for in-line and 90° connections. Jumpers are constructed with steel corrugated sheathing and steel shielded connectors. KI products are listed below, along with OEI and UNICOR name correlations.

10-Wire Vertical Jumpers
Vertical jumpers are 30" in length and jump power from a rigid wireway at the base raceway, up to the rigid wireway at the beltway height. Jumpers feature modular connector ends and steel corrugated casing.

10-Wire Duplex Receptacles
The duplex receptacles for the modular electrical system feature injection molded components which snap fit into the 10-wire rigid wireways of the panels. The rated capacity of the duplex receptacles is 15 or 20 amps in either 4-4-2 or 6-2-2 circuit configurations. Beltway receptacles come with bezel plate.

Bezels/Filler Plates
Bezels and filler plates are molded in nylon molded in a variety of colors.

Raceway Cable Trough
A formed 22-gauge black steel trough manages cables in raceway. The optional trough installs with a snap fit into raceway clips at each end of a panel without the use of tools.

Electrical System Test Requirements
The Unite Panel System, including the modular US electrical components, meets applicable UL standards and requirements as identified by Underwriters Laboratories, Inc.

Unite Freestanding Table

Tabletops
Tabletops feature balanced construction of 45-pound density particleboard core, with a 1/16" high-pressure laminate face sheet and a 1/16" phenolic backer. Edges are evenly adhered to the worksurface. All worksurfaces are pre-drilled for support legs. Rectangular shapes are available in 24" and 30" depths and 48", 60" and 72" lengths.

Table Supports
Supports are welded and consist of the following:
- Bottom, vertical and horizontal tubes – 14-gauge measuring 1 1/2" x 3/4".
- Top mounting bracket – formed 14-gauge steel.
- Glide – 3/8"-16 x 1" diameter.
- Leg insert (optional) – 18-gauge perforated steel.

Worksurfaces and Accessories

Worksurfaces
Worksurfaces feature balanced construction of 45-pound density particleboard core, with a 1/16" high-pressure laminate face sheet and a 1/16" phenolic backer. Edges are evenly adhered to the worksurface. All worksurfaces are pre-drilled for support brackets and support legs. Worksurface widths of 60" or greater feature integrated steel reinforcement for added strength. Grommet locations are specified.

Rectangular Worksurfaces
The standard rectangular worksurface are available in widths of 6" increments from 24" - 96", and in depths of 18", 22", 24" and 30". Rectangular conference ends are also available.

90° Corner Worksurfaces
90° symmetrical corner worksurfaces are available in 36", 42", and 48" widths, and in 18", 20", and 22" depths.

Shaped Worksurfaces
Peninsula, extended corner (shoe), extended corner reduction (shoe), tapered, 120°, and 60° shaped surfaces are available in a variety of widths and depths. Grommet locations are specified.

Transaction Countertops
Transaction countertops are available from 24" - 84" wide in 6" increments, with a countertop depth of 16". Countertops are also available for 90° corners. Support brackets feature steel locking clips to prevent dislodgment. Optional brackets are available for use on a 32" high panel, appropriate for ADA applications. Transaction countertop add 1 1/4" to finished panel heights. Countertops overhang 2 3/4" on the outside of the cubicle and 9 3/4" on the inside of the cubicle. Countertops accommodate task lighting.

Underhead Worksurfaces
Surfaces are available to hang underhead U-Series storage units. A 15" deep surface sits flush with underhead unit, with 22", 24", and 30" depths also available.

Worksurface Grommets
Worksurface grommets are available to fit a 3" hole in most work surfaces. Grommet is aluminum injection-molded with powder-coat finish.

Worksurface Wire Manager
Wire manager is constructed of black hook-and-loop ribbon, 7 1/2" long by 2" wide. The harness is fastened to the underside of the worksurface with pressure-sensitive adhesive. This wire manager supports cords and communication cables under the worksurface.

Modesty Panel
Modesty panel is constructed with a frameless 1/4" thick sheet of extruded acrylic in cloud or white color. Panels range from 24" to 72" wide in 6" increments. All panels are 10" high. The panel is fastened to a 14-gauge steel rail with a series of 14-gauge "L" shaped steel clips. The rail and clip feature a powder-coat finish available in colors to match the panel trim. Steel screws fasten the acrylic panel to the rail and underside of the worksurface.

Worksurface Support

Worksurface Support Legs
Support legs can provide both worksurface support and panel support in certain configurations. Brackets on the support leg prevent dislodgment from the vertical post of the panel. Worksurface support legs are specified by worksurface depth or width, depending upon configuration. See "Unite Panel System Planning Guide (KI-62226)" for additional planning rules.

Worksurface End Support Legs
End support legs are available for use at the ends of perpendicular, or peninsula worksurfaces. These legs do not have brackets. See "Unite Panel System Planning Guide (KI-62226)" for additional planning rules.

Worksurface Support Brackets
Two types of worksurface support brackets are available for Unite:
- Standard cantilever brackets.
- Design brackets.

Worksurface Vertical Fillers
3" worksurface vertical filler spans the gap when one worksurface drops from the standard 29" down to an adjacent 26" worksurface. Worksurface vertical fillers are available in 24" and 30" widths to match worksurface depths and are attached to worksurfaces with wood screws. Filler is constructed of 15-gauge powder-coated steel.

Unite® System
General Information

Storage and Accessories

U-Series Underhead Storage
Underhead dimensions and specifications match those of overhead units. Underhead may be mounted on any approved panel run (provided one end of the underhead is adjacent to a return). Underhead accommodates standard binders. Storage units include holes in top and bottom for cord drop in conjunction with grommets. Brackets are included for attachment. Legs may be specified separately if desired.

Overhead Cabinet Task Lights
Task lights are available which suspend from the shelf and overhead cabinet. Task light mounts on the underside of the shelf and overhead cabinet, and feature a 9' cord. Cords can be concealed by tucking between the reveal along tiles.

Countertop Task Lights
Task lights are available which suspend from the underside of the countertop. Task lights are offered in standard panel trim colors. The task lights feature an 8' cord which can be concealed by tucking between the reveal along tiles.

Shelf Dividers
Shelf dividers are compatible with Universal and Balance overheads, cabinets, and shelves only. Shelf dividers are powder-coated steel, and may be installed or removed with no tools.

Frameless Markerboards
Frameless steel markerboards are constructed of 22-gauge steel with an erasable white coating and a honeycomb backer to dampen sound. Markerboard surfaces are magnetic and include a 16" x 1 1/2" magnetic removable tray with markers and eraser. Markerboards mount in vertical post rail slots of a panel or wall track. Frameless markerboards mount on module only.

Framed Markerboards
Framed markerboards are constructed of white powder-coated aluminum frame with a white porcelain erasable surface. Markerboard surfaces are magnetic and include a 16" by 2 1/2" magnetic removable tray with markers and eraser. Markerboards mount in vertical post rail slots of a panel or wall track. Framed markerboards mount on module only.

Glass Divider Screens
Glass divider screens are constructed of 3/8" tempered glass mounted in two injection-molded plastic clamps. Glass divider available in clear and satin etch (one side). Three visible edges are polished with two corner radii. Aluminum split top caps trim each side of the glass.

Glass dimensions: 12" above top cap (13" actual) by panel width.

Wall Track
Wall track allows for hanging of components onto an existing structural wall in the identical method as if the components were hung on Unite panels. Wall track is constructed of slotted 16-gauge steel with powder-coat finish.

Tackboards
Tackboards are constructed of 3/4" wood fiber board covered with fabric. The mounting brackets are steel powder-coated and attached to the core with T-nuts and machine screws. Fabric is attached to the core with staples. Tackboards mount in the vertical post rail slots of a panel or wall track. Tackboards mount on module only.

Paper Management Accessories

Tool Rail
Tool rails are fabricated of a powder-coated aluminum extrusion. Tool rails are attached to the panel through the use of steel brackets, and support most paper management accessories. Available for standard panel sizes. Tool rails mount in vertical post rail slots of panel of wall track. Tool rails mount on module only.

Paper Tray Unit
Legal and letter sized paper trays are constructed of injection molded plastic. Trays are supported by the tool rail.

Dimensions: 2" high by 9 1/2" wide by 14" deep.

Dimensions: 2 1/2" high by 7" wide by 12 1/2" deep.

Dimensions: 9" high by 5" wide by 10 1/2" deep.

Diagonal Storage Unit
Diagonal storage units are constructed of injection molded plastic. Three ABS dividers may be used in left or right positions. Units are supported by the tool rail.

Dimensions: 2 1/2" high by 7" wide by 12 1/2" deep.

Accessory Tray
Plastic accessory trays include three hooks for mounting. Trays feature compartments to hold pencils, paper clips and miscellaneous items, and are suspended from tool rail or used freestanding on worksurfaces and shelves.

Dimensions: 2" high by 9 1/2" wide by 10" deep.

Pencil Cup
Injection molded plastic cups provide for storage of pens, pencils and highlighters. One hook is provided for mounting on tool rail.

Dimensions: 4" high by 4" wide by 3 1/2" deep.

Unite® System
Product Color Options

Panel, Gallery Panel & Rolling Door - Trim/Paint Color

Black	BL
Blue Grey	GR
Bronze Metallic	ZM
Cayenne	CY
Champagne Metallic	CM
Cool Grey	CG
Cottonwood	CO
Earthen Clay	EY
Espresso Metallic	EX
Everglade Shade	EV
Flannel	FN
Glitz Metallic	GZ
Hazy Jade	HJ
Honey Bee	HY
Light Tone	LG
Mardi Gras	MG
Misty Brown	MY
Nemo	NE
Nordic	ND
Purple Haze	PH
Rubber Ducky	RK
Sand	SA
Starlight Silver Metallic	SX
Surf's Up	SP
Twilight Shadow	TI
Ultra Blue	UB
Warm Grey	WG
Zesty Lime	ZL

Trim color includes visible trim*, preconfigured intersections, and visible worksurface supports.

*All trim is metal. Trim includes: top cap, bottom trim, channel/tile-to-floor trim, base raceway and foot shroud.

Panel - Paint Color

Black	BLS1
Blue Grey	GRS1
Bronze Metallic	ZMS1
Cayenne	CYS1
Champagne Metallic	CMS1
Cool Grey	CGS1
Cottonwood	COS1
Earthen Clay	EYS1
Espresso Metallic	EXS1
Evergreen Shade	EVS1
Flannel	FNS1
Glitz Metallic	GZS1
Hazy Jade	HJS1
Honey Bee	HYS1
Light Tone	LGS1
Mardi Gras	MGS1
Misty Brown	MYS1
Nemo	NES1
Nordic	NDS1
Purple Haze	PHS1
Rubber Ducky	RKS1
Sand	SAS1
Starlight Silver Metallic	SXS1
Surf's Up	SPS1
Twilight Shadow	TIS1
Ultra Blue	UBS1
Warm Grey	WGS1
Zesty Lime	ZLS1

Paint Color includes Steel Segments/Steel Inserts.

Panel - Perforated Color

Black	IBL
Blue Grey	IGR
Bronze Metallic	IZM
Cayenne	ICY
Champagne Metallic	ICM
Cool Grey	ICG
Cottonwood	ICO
Earthen Clay	IEY
Espresso Metallic	IEX
Everglade Shade	EV
Flannel	IFN
Glitz Metallic	GZ
Hazy Jade	IHJ
Honey Bee	HY
Light Tone	ILG
Mardi Gras	IMG
Misty Brown	IMY
Nemo	INE
Nordic	IND
Purple Haze	IPH
Rubber Ducky	IRK
Sand	ISA
Starlight Silver Metallic	ISX
Surf's Up	ISP
Twilight Shadow	ITI
Ultra Blue	IUB
Warm Grey	IWG
Zesty Lime	IZL

Perforated color includes Steel segments and inserts.

Panel - Segmented Glass Insert

Clear (std)	GLA
White laminate	GLC
Satin etch one side	GLV

Clear glass features polished edge treatment. Satin etch glass features satin etch edge treatment.

Rolling Door - Core Color

Fluted Clear Plastic Core	CP
Fluted Opal Plastic Core	OP

Rolling Door - Threshold Finish/Anodized Color

Black	BL
Clear	CL

Surface Finish--Laminate - Worksurfaces, Universal Overhead, Balance Overhead, U-Series Overhead and High Pressure Laminate for Gallery Panel

Belair	LBQ
Biltmore Cherry	LBT
Black	LBK
Brighton Walnut	LBW
Canyon Zephyr	LCA
Castle Oak	LCO
Casual Linen	LCU
Cherry Storm	LCX
Classic Linen	LCI
Cloud Zephyr	LCL
Cocobala	LCC
Crisp Linen	LRI
Desert Zephyr	LDZ
Dove Grey	LDG
Fired Steel	LIL
Flax Linen	LXF
Florence Walnut	LFC
Forged Steel	LOL
Friston Ash	LFH
Frosty White	LFW
Graphite Nebula	LGN
Grey	LGE
High Rise	LHE
Hollyberry	LHY
Irish Linen	LIH
Island	LID
Italian Silver Ash	LIT
Kensington Maple	LKM
Lapis Blue	LLB
Markerboard White	LMK
Misted Zephyr	LMR
Monticello Maple	LMT
Nickel Evolv	LNV
North Sea	LNA
Ocean	LON
Pearl Bisque	LPB
Pearl Silver	LPS
Pressed Linen	LPR
River Cherry	LRY
Rugged Linen	LRG
Satin Stainless	LSS
Shadow Zephyr	LSR
Silicon evolv	LSV
Sterling Ash	LAZ
Tailored Linen	LTL
Titanium evolv	LTV
White Nebula	LWL
White Sand	LWN
Windsor Mahogany	LWY

Surface Finish - Thermally-Fused Laminate for Gallery Panels

Italian Silver Ash	LIT
Kensington Maple	LKM
River Cherry	LRY

Electrical - Bezel Color

Black	BBL
Blue Grey	BGR
Cool Grey	BCG
Light Tone	BLG
Misty Brown	BMY
Sand	BSA
Warm Grey	BWG

Electrical - Receptacle Color

Black	BL
Blue Grey	GR
Cool Grey	CG
Light Tone	LG
Misty Brown	MY
Sand	SA
Warm Grey	WG
Earthen Clay	EY

Controlled Receptacle Color

Black	BL
Light Tone	LG
Sand	SA
Warm Grey	WG

Electrical - Exposed Infeed Coating

Black	BL
Blue Grey	GR
Cool Grey	CG
Light Tone	LG
Misty Brown	MY
Sand	SA
Warm Grey	WG

Worksurface - Grommet Color

Black grommet	BL
Blue Grey grommet	GR
Bronze Metallic grommet	ZM
Cayenne grommet	CY
Champagne Metallic grommet	CM
Cool Grey grommet	CG
Cottonwood grommet	CO
Earthen Clay grommet	EY
Espresso Metallic grommet	EX
Everglade Shade grommet	EV
Flannel grommet	FN
Glitz Metallic grommet	GZ
Hazy Jade grommet	HJ
Honey Bee grommet	HY
Light Tone grommet	LG
Mardi Gras grommet	MG
Misty Brown grommet	MY
Nemo grommet	NE
Nordic grommet	ND
Purple Haze grommet	PH
Rubber Duck grommet	RK
Sand grommet	SA
Starlight Silver grommet	SX
Surf's Up grommet	SP
Twilight Shadow grommet	TI
Ultra Blue grommet	UB
Warm Grey grommet	WG
Zesty Lime grommet	ZL

Worksurface - Edge Color for 74P, KN Edge Style and Gallery Panel Edge Color

Belair	EBQ
Biltmore Cherry	EBT
Black	EBL
Blue Grey	EGR
Brighton Walnut	EBW
Castle Oak	ECO
Cayenne	ECY
Cherry Storm	ECX
Cocobala	ECC
Cool Grey	ECG
Earthen Clay	EEY
Everglade Shade	EEV
Flannel	EFN
Florence Walnut	EFC
Friston Ash	EFH
Frosty White	EFW
Hazy Jade	EHJ
Honey Bee	EHY
Italian Silver Ash	EIT
Kensington Maple	EKM
Light Tone	ELG
Mardi Gras	EMG
Misty Brown	EMY
Monticello Maple	EMT
Multiplex	EMB
Nemo	ENE
Nordic	END
Poppy Red	EPR
Purple Haze	EPH
River Cherry	ERY
Rubber Ducky	ERK
Sand	ESA
Sky Blue	ESK
Sterling Ash	EAZ
Surf's Up	ESP
Twilight Shadow	ETI
Ultra Blue	EUB
Warm Grey	EWG
Windsor Mahogany	EWY
Zesty Lime	EZL

Multiplex available on 74P edge ONLY.

Worksurface - Bracket Color (Countertops)

Black	BL
Blue Grey	GR
Bronze Metallic	ZM
Cayenne	CY
Champagne Metallic	CM
Cool Grey	CG
Cottonwood	CO
Earthen Clay	EY
Espresso Metallic	EX
Everglade Shade	EV
Flannel	FN
Glitz Metallic	GZ
Hazy Jade	HJ
Honey Bee	HY
Light Tone	LG
Mardi Gras	MG
Misty Brown	MY
Nemo	NE
Nordic	ND
Purple Haze	PH
Rubber Ducky	RK
Sand	SA
Starlight Silver Metallic	SX
Surf's Up	SP
Twilight Shadow	TI
Ultra Blue	UB
Warm Grey	WG
Zesty Lime	ZL

Universal Overhead - Paint Color

Black	BL
Blue Grey	GR
Bronze Metallic	ZM
Cayenne	CY
Champagne Metallic	CM
Cool Grey	CG
Cottonwood	CO
Earthen Clay	EY
Espresso Metallic	EX
Everglade Shade	EV
Flannel	FN
Glitz Metallic	GZ
Hazy Jade	HJ
Honey Bee	HY
Light Tone	LG
Misty Brown	MY
Nordic	ND
Sand	SA
Starlight Silver Metallic	SX
Twilight Shadow	TI
Warm Grey	WG

Universal Overhead Door Handles are plastic. The plastic trim color is automatically coordinated with the paint color as follows:

Black plastic trim coordinates with; Black, Bronze Metallic, Cayenne, Earthen Clay, Espresso Metallic, Everglade Shade, Flannel, Hazy Jade, Nordic, and Twilight Shadow paint
Blue Grey plastic trim coordinates with; Blue Grey paint
Light Tone plastic trim coordinates with;Champagne Metallic and Light Tone paint
Cool Grey plastic trim coordinates with;Cool Grey paint
Sand plastic trim coordinates with;Cottonwood and Sand paint
Misty Brown plastic trim coordinates with;Misty Brown paint
Warm Grey plastic trim coordinates with;Starlight Silver Metallic and Warm Grey paints

Unite® System
Product Color Options

Universal Overhead - Trim Color

Black	BL
Blue Grey	GR
Cool Grey	CG
Light Tone	LG
Misty Brown	MY
Sand	SA
Warm Grey	WG

Balance® Overhead - Cabinet Paint Color

Black	BL
Blue Grey	GR
Bronze Metallic	ZM
Cayenne	CY
Champagne Metallic	CM
Cool Grey	CG
Cottonwood	CO
Earthen Clay	EY
Espresso Metallic	EX
Everglade Shade	EV
Flannel	FN
Glitz Metallic	GZ
Hazy Jade	HJ
Honey Bee	HY
Light Tone	LG
Mardi Gras	MG
Misty Brown	MY
Nemo	NE
Nordic	ND
Purple Haze	PH
Rubber Ducky	RK
Sand	SA
Starlight Silver Metallic	SX
Surf's Up	SP
Twilight Shadow	TI
Ultra Blue	UB
Warm Grey	WG
Zesty Lime	ZL

Balance® Overhead - Upper Door Solid Color

Black	UBL
Blue Grey	UGR
Cool Grey	UCG
Light Tone	ULG
Misty Brown	UMY
Sand	USA
Translucent	UTR
Warm Grey	UWG

Balance® Overhead - Shelf Divider Paint Color

Black	BL
Blue Grey	GR
Cool Grey	CG
Light Tone	LG
Misty Brown	MY
Sand	SA
Warm Grey	WG

Balance® Overhead - Laminate Door Edge Color

Black laminate door edge	EBL
Blue Grey laminate door edge	EGR
Cool Grey laminate door edge	ECG
Light Tone laminate door edge	ELG
Misty Brown laminate door edge	EMY
Sand laminate door edge	ESA
Warm Grey laminate door edge	EWG

Laminate is only available for the upper door.

U-Series™ - Unit Color/Paint Color

Black	BL
Blue Grey	GR
Bronze Metallic	ZM
Cayenne	CY
Champagne Metallic	CM
Cool Grey	CG
Cottonwood	CO
Earthen Clay	EY
Espresso Metallic	EX
Everglade Shade	EV
Flannel	FN
Glitz Metallic	GZ
Hazy Jade	HJ
Honey Bee	HY
Light Tone	LG
Mardi Gras	MG
Misty Brown	MY
Nemo	NE
Nordic	ND
Poppy Red	PR
Purple Haze	PH
Rubber Ducky	RK
Sand	SA
Sky Blue	SK
Whites & All Metallics	SX
Surf's Up	SP
Twilight Shadow	TI
Ultra Blue	UB
Warm Grey	WG
Zesty Lime	ZL

*All white & metallic paints require an upcharge. See price list.

U-Series™ - Edge Color

Belair	EBQ
Biltmore Cherry	EBT
Black	EBL
Blue Grey	EGR
Brighton Walnut	EBW
Castle Oak	ECO
Cherry Storm	ECX
Cocobala	ECC
Cool Grey	ECG
Earthen Clay	EEY
Everglade Shade	EEV
Flannel	EFN
Florence Walnut	EFC
Friston Ash	EFH
Frosty White	EFW
Hazy Jade	EHJ
Honey Bee	EHY
Italian Silver Ash	EIT
Kensington Maple	EKM
Light Tone	ELG
Mardi Gras	EMG
Misty Brown	EMY
Monticello Maple	EMT
Multiplex	EMB
Nemo	ENE
Poppy Red	EPR
Purple Haze	EPH
River Cherry	ERY
Rubber Ducky	ERK
Sand	ESA
Sky Blue	ESK
Sterling Ash	EAZ
Surf's Up	ESP
Twilight Shadow	ETI
Ultra Blue	EUB
Warm Grey	EWG
Windsor Mahogany	EWY
Zesty Lime	EZL

Accessories - Glass Divider Screen

Satin etch one side	GLV
Clear	GLA

Clear glass features polished edge treatment. Satin etch glass features satin etch edge treatment.

Accessories/Paper Management - Trim Color

Black	BL
Blue Grey	GR
Cool Grey	CG
Earthen Clay	EY
Everglade Shade	EV
Glitz Metallic	GZ
Hazy Jade	HJ
Honey Bee	HY
Light Tone	LG
Misty Brown	MY
Sand	SA
Starlight Silver Metallic	SX
Twilight Shadow	TI
Warm Grey	WG

Accessories/Paper Management - Modesty Panel Acrylic Insert

Cloud Acrylic	ACD
Ghost White Acrylic	AGE

Lock Color

Black	BLL
Satin Chrome	SCL

Finish Cards

View color swatches for items listed within this document.

Paints **Wood/Veneer** **Molded Edges** **Hard Plastics**
Plastics/Poly **Laminates** **Edge Styles** **Glass**

Certain options referenced may not be available on GSA Schedule.

Preconfigured Monolithic Fabric Panel

Standard Base Raceway

Preconfigured Monolithic Fabric Panel
Standard Base Raceway

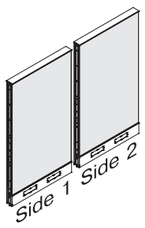

UMFR

	MODEL	W x H	MODEL NUMBER: Basic Model	Top Cap Style Ⓑ	Electrical Code Ⓒ	Trim Color Ⓓ	Fabric Side 1 Ⓔ	Fabric Side 2 Ⓕ	Approx. Packaged Weight	Delivered Pricing Fabric Grade 1 & C.O.M.	Delivered Pricing Fabric Grade 2	Delivered Pricing Fabric Grade 3 & Pallas Vertical Fabric Grade PV	Delivered Pricing Pallas Vertical Fabric Grade PV1	Delivered Pricing Pallas Vertical Fabric Grade PV2
	Monolithic Fabric Panel - 32" H • Standard base raceway on both sides accepts power and data cable distribution • Includes monolithic fabric tiles for both sides • Panel assembly includes frame, trim, and panel-to-panel connectors • Trim is metal and includes top cap, bottom trim channel, and base raceway • Side 1 and side 2 finishes are specified separately • 30-72" wide panels feature two power knockouts per side • 24" wide panels feature one power knockout per side • 72" wide panels feature split tiles • Electrical components are specified separately	24 x 32	UMFR2432	□	□□	□□	□□□□	□□□□	34.6#	$ 424	$ 444	$ 459	$ 470	$ 503
		30 x 32	UMFR3032	□	□□	□□	□□□□	□□□□	39.4#	481	504	521	534	571
		36 x 32	UMFR3632	□	□□	□□	□□□□	□□□□	44.3#	524	548	568	581	620
		42 x 32	UMFR4232	□	□□	□□	□□□□	□□□□	49.2#	560	585	607	623	661
		48 x 32	UMFR4832	□	□□	□□	□□□□	□□□□	54.1#	589	617	637	653	696
		54 x 32	UMFR5432	□	□□	□□	□□□□	□□□□	58.9#	644	672	695	711	759
		60 x 32	UMFR6032	□	□□	□□	□□□□	□□□□	63.8#	733	765	795	812	866
		72 x 32	UMFR7232	□	□□	□□	□□□□	□□□□	77.4#	934	977	1011	1037	1107
UMFR	**Monolithic Fabric Panel - 40" H**	24 x 40	UMFR2440	□	□□	□□	□□□□	□□□□	39.4#	$ 457	$ 479	$ 495	$ 506	$ 542
		30 x 40	UMFR3040	□	□□	□□	□□□□	□□□□	44.7#	517	542	559	574	612
		36 x 40	UMFR3640	□	□□	□□	□□□□	□□□□	50.1#	584	611	634	649	691
		42 x 40	UMFR4240	□	□□	□□	□□□□	□□□□	55.6#	640	666	693	708	757
		48 x 40	UMFR4840	□	□□	□□	□□□□	□□□□	61.0#	661	694	718	735	784
		54 x 40	UMFR5440	□	□□	□□	□□□□	□□□□	66.4#	705	737	762	782	836
		60 x 40	UMFR6040	□	□□	□□	□□□□	□□□□	71.8#	788	825	853	877	934
		72 x 40	UMFR7240	□	□□	□□	□□□□	□□□□	87.6#	1041	1089	1128	1156	1231
UMFR	**Monolithic Fabric Panel - 48" H**	24 x 48	UMFR2448	□	□□	□□	□□□□	□□□□	44.3#	$ 501	$ 521	$ 542	$ 556	$ 590
		30 x 48	UMFR3048	□	□□	□□	□□□□	□□□□	50.2#	568	594	614	629	670
		36 x 48	UMFR3648	□	□□	□□	□□□□	□□□□	56.1#	649	681	703	719	769
		42 x 48	UMFR4248	□	□□	□□	□□□□	□□□□	62.1#	749	782	809	829	883
		48 x 48	UMFR4848	□	□□	□□	□□□□	□□□□	68.0#	772	807	836	856	915
		54 x 48	UMFR5448	□	□□	□□	□□□□	□□□□	73.9#	815	854	883	906	967
		60 x 48	UMFR6048	□	□□	□□	□□□□	□□□□	79.8#	911	950	985	1010	1076
		72 x 48	UMFR7248	□	□□	□□	□□□□	□□□□	90.0#	1168	1223	1266	1297	1384
				Ⓐ	Ⓑ	Ⓒ	Ⓓ	Ⓔ	Ⓕ					

HOW TO ORDER

Indicate the following information on order form:
1. Quantity of each item.
2. Model number, including options. See "How To Build a Model Number".
3. Any special service required.

Note: • The □ indicates that a choice is required.
- The absence of the □ indicates that no choice is required.
- Alpha-numeric characters in place of □ indicate that no other alternatives are available.

HOW TO BUILD A MODEL NUMBER

Ⓐ Select basic model.

Ⓑ Select top cap style.

F	- Flat trim (std)
N	- No topcap

Ⓒ Select electrical code.

CP	- Chicago, 2 sides w/cutouts
DN	- Domestic, no cutouts
DP	- Domestic - with cutouts
C1	- Chicago, 1 side w/cutouts
D1	- Domestic, 1 side w/cutouts

Ⓓ Select trim color.
Refer to the **Product Color Options** page in this price list.

Ⓔ Select fabric side 1.
Refer to **ki.com/fabrics**

Ⓕ Select fabric side 2.
Refer to **ki.com/fabrics**

UPHOLSTERY INFORMATION

Fabric Mixing

If fabric is ordered from one group on side 1 and another group on side 2, calculate list price using the following method:

Example:
-Grade 2 Fabric
-Grade 1 Fabric
_____
Upcharge

Upcharge/2 = Cost for one side

Grade 1 Fabric
+Cost for one side
_____
Combined list price

Fabric Disclaimer

Fabric will be applied as swatched by the fabric manufacturer. Fabric that is required to be applied differently than is swatched will need a Product Modification Request written specifying the direction the fabric is to be applied.

SPECIAL SERVICES

Special Carton Marking

With specially marked information	N/C

Shipping

Ships **knocked down, FOB Manitowoc, WI 54220, freight prepaid.** Freight class 70.

Specifications and prices are subject to change without prior notice.

Preconfigured Monolithic Fabric Panel

Standard Base Raceway

Preconfigured Monolithic Fabric Panel
Standard Base Raceway

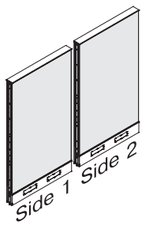

UMFR

MODEL	W x H	MODEL NUMBER: Basic Model	Top Cap Style (A)	Electrical Code (B)	Trim Color (C)	Fabric Side 1 (D)	Fabric Side 2 (E)	Approx. Packaged Weight	Delivered Pricing Fabric Grade 1 & C.O.M.	Delivered Pricing Fabric Grade 2	Delivered Pricing Fabric Grade 3 & Pallas Vertical Fabric Grade PV	Delivered Pricing Pallas Vertical Fabric Grade PV1	Delivered Pricing Pallas Vertical Fabric Grade PV2
Monolithic Fabric Panel - 56" H • Standard base raceway on both sides accepts power and data cable distribution • Includes monolithic fabric tiles for both sides • Panel assembly includes frame, trim, and panel-to-panel connectors • Trim is metal and includes top cap, bottom trim channel, and base raceway • Side 1 and side 2 finishes are specified separately • 30-72" wide panels feature two power knockouts per side • 24" wide panels feature one power knockout per side • 72" wide panels feature split tiles • Electrical components are specified separately	24 x 56	UMFR2456	☐	☐☐	☐☐	☐☐☐☐	☐☐☐☐	49.2#	$ 547	$ 571	$ 590	$ 607	$ 648
	30 x 56	UMFR3056	☐	☐☐	☐☐	☐☐☐☐	☐☐☐☐	55.6#	650	681	703	721	769
	36 x 56	UMFR3656	☐	☐☐	☐☐	☐☐☐☐	☐☐☐☐	62.1#	707	738	763	784	837
	42 x 56	UMFR4256	☐	☐☐	☐☐	☐☐☐☐	☐☐☐☐	68.6#	776	811	839	861	920
	48 x 56	UMFR4856	☐	☐☐	☐☐	☐☐☐☐	☐☐☐☐	75.0#	837	876	905	928	989
	54 x 56	**On production hold**											
	60 x 56												
	72 x 56	UMFR7256	☐	☐☐	☐☐	☐☐☐☐	☐☐☐☐	108.4#	1280	1340	1386	1420	1515
Monolithic Fabric Panel - 64" H	24 x 64	UMFR2464	☐	☐☐	☐☐	☐☐☐☐	☐☐☐☐	53.6#	$ 571	$ 596	$ 618	$ 634	$ 679
	30 x 64	UMFR3064	☐	☐☐	☐☐	☐☐☐☐	☐☐☐☐	60.5#	666	699	724	744	790
	36 x 64	UMFR3664	☐	☐☐	☐☐	☐☐☐☐	☐☐☐☐	67.5#	728	761	789	809	862
	42 x 64	UMFR4264	☐	☐☐	☐☐	☐☐☐☐	☐☐☐☐	74.5#	800	837	865	887	945
	48 x 64	UMFR4864	☐	☐☐	☐☐	☐☐☐☐	☐☐☐☐	81.5#	858	898	931	954	1015
	54 x 64	**On production hold**											
	60 x 64												
	72 x 64	UMFR7264	☐	☐☐	☐☐	☐☐☐☐	☐☐☐☐	118.2#	1331	1392	1439	1476	1572

Ⓐ Ⓑ Ⓒ Ⓓ Ⓔ Ⓕ

HOW TO ORDER

Indicate the following information on order form:
1. Quantity of each item.
2. Model number, including options. See "How To Build a Model Number".
3. Any special service required.

Note: • The ☐ indicates that a choice is required.
- The absence of the ☐ indicates that no choice is required.
- Alpha-numeric characters in place of ☐ indicate that no other alternatives are available.

HOW TO BUILD A MODEL NUMBER

Ⓐ Select basic model.

Ⓑ Select top cap style.

F	- Flat trim (std)
N	- No topcap

Ⓒ Select electrical code.

CP	- Chicago - with cutouts
DN	- Domestic, no cutouts
DP	- Domestic - with cutouts
C1	- Chicago, 1 side w/cutouts
D1	- Domestic, 1 side w/cutouts

Ⓓ Select trim color.
Refer to the **Product Color Options** page in this price list.

Ⓔ Select fabric side 1.
Refer to **ki.com/fabrics**

Ⓕ Select fabric side 2.
Refer to **ki.com/fabrics**

UPHOLSTERY INFORMATION

Fabric Mixing

If fabric is ordered from one group on side 1 and another group on side 2, calculate list price using the following method:

Example:
-Grade 2 Fabric
-Grade 1 Fabric
———————
Upcharge

Upcharge/2 = Cost for one side

Grade 1 Fabric
+Cost for one side
———————
Combined list price

Fabric Disclaimer

Fabric will be applied as swatched by the fabric manufacturer. Fabric that is required to be applied differently than is swatched will need a Product Modification Request written specifying the direction the fabric is to be applied.

SPECIAL SERVICES

Special Carton Marking

With specially marked information N/C

Shipping

Ships **knocked down, FOB Manitowoc, WI 54220, freight prepaid.** Freight class 70.

Specifications and prices are subject to change without prior notice.

Preconfigured Monolithic Fabric Panel

Elevated Base

Preconfigured Monolithic Fabric Panel

Elevated Base

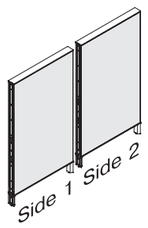

Monolithic Fabric Panel - 32" H
- Elevated base does not accept cable distribution
- Includes monolithic fabric tiles for both sides
- Panel assembly includes frame, trim, and panel-to-panel connectors
- Trim is metal and includes top cap, bottom trim channel, and foot shroud
- Side 1 and side 2 finishes are specified separately
- 72" wide panels feature split tiles

UMFL

	MODEL	W x H	MODEL NUMBER: Basic Model	Top Cap Style	Trim Color	Fabric Side 1	Fabric Side 2	Approx. Packaged Weight	Delivered Pricing Fabric Grade 1 & C.O.M.	Delivered Pricing Fabric Grade 2	Delivered Pricing Fabric Grade 3 & Pallas Vertical Fabric Grade PV	Delivered Pricing Pallas Vertical Fabric Grade PV1	Delivered Pricing Pallas Vertical Fabric Grade PV2
	Monolithic Fabric Panel - 32" H	24 x 32	UMFL2432	☐	☐☐	☐☐☐☐	☐☐☐☐	32.4#	$ 424	$ 444	$ 459	$ 470	$ 503
		30 x 32	UMFL3032	☐	☐☐	☐☐☐☐	☐☐☐☐	36.5#	481	504	521	534	571
		36 x 32	UMFL3632	☐	☐☐	☐☐☐☐	☐☐☐☐	40.5#	524	548	568	581	620
		42 x 32	UMFL4232	☐	☐☐	☐☐☐☐	☐☐☐☐	44.6#	560	585	607	623	661
		48 x 32	UMFL4832	☐	☐☐	☐☐☐☐	☐☐☐☐	48.7#	589	617	637	653	696
		54 x 32	UMFL5432	☐	☐☐	☐☐☐☐	☐☐☐☐	52.7#	644	672	695	711	759
		60 x 32	UMFL6032	☐	☐☐	☐☐☐☐	☐☐☐☐	56.8#	733	765	795	812	866
		72 x 32	UMFL7232	☐	☐☐	☐☐☐☐	☐☐☐☐	68.8#	934	977	1011	1037	1107
UMFL	**Monolithic Fabric Panel - 40" H**	24 x 40	UMFL2440	☐	☐☐	☐☐☐☐	☐☐☐☐	37.2#	$ 457	$ 479	$ 495	$ 506	$ 542
		30 x 40	UMFL3040	☐	☐☐	☐☐☐☐	☐☐☐☐	41.8#	517	542	559	574	612
		36 x 40	UMFL3640	☐	☐☐	☐☐☐☐	☐☐☐☐	46.4#	584	611	634	649	691
		42 x 40	UMFL4240	☐	☐☐	☐☐☐☐	☐☐☐☐	51.0#	640	666	693	708	757
		48 x 40	UMFL4840	☐	☐☐	☐☐☐☐	☐☐☐☐	55.6#	661	694	718	735	784
		54 x 40	UMFL5440	☐	☐☐	☐☐☐☐	☐☐☐☐	60.2#	705	737	762	782	836
		60 x 40	UMFL6040	☐	☐☐	☐☐☐☐	☐☐☐☐	64.8#	788	825	853	877	934
		72 x 40	UMFL7240	☐	☐☐	☐☐☐☐	☐☐☐☐	79.0#	1041	1089	1128	1156	1231
	Monolithic Fabric Panel - 48" H	24 x 48	UMFL2448	☐	☐☐	☐☐☐☐	☐☐☐☐	42.1#	$ 501	$ 521	$ 542	$ 556	$ 590
UMFL		30 x 48	UMFL3048	☐	☐☐	☐☐☐☐	☐☐☐☐	47.2#	568	594	614	629	670
		36 x 48	UMFL3648	☐	☐☐	☐☐☐☐	☐☐☐☐	52.3#	649	681	703	719	769
		42 x 48	UMFL4248	☐	☐☐	☐☐☐☐	☐☐☐☐	57.5#	749	782	809	829	883
		48 x 48	UMFL4848	☐	☐☐	☐☐☐☐	☐☐☐☐	62.6#	772	807	836	856	915
		54 x 48	UMFL5448	☐	☐☐	☐☐☐☐	☐☐☐☐	67.7#	815	854	883	906	967
		60 x 48	UMFL6048	☐	☐☐	☐☐☐☐	☐☐☐☐	72.9#	911	950	985	1010	1076
		72 x 48	UMFL7248	☐	☐☐	☐☐☐☐	☐☐☐☐	89.4#	1168	1223	1266	1297	1384
				Ⓐ	Ⓑ	Ⓒ	Ⓓ	Ⓔ					

HOW TO ORDER

Indicate the following information on order form:
1. Quantity of each item.
2. Model number, including options. See "How To Build a Model Number".
3. Any special service required.

Note: • The ☐ indicates that a choice is required.
- The absence of the ☐ indicates that no choice is required.
- Alpha-numeric characters in place of ☐ indicate that no other alternatives are available.

HOW TO BUILD A MODEL NUMBER

Ⓐ Select basic model.

Ⓑ Select top cap style.

F	- Flat trim (std)
N	- No topcap

Ⓒ Select trim color.
Refer to the **Product Color Options** page in this price list.

Ⓓ Select fabric side 1.
Refer to **ki.com/fabrics**

Ⓔ Select fabric side 2.
Refer to **ki.com/fabrics**

UPHOLSTERY INFORMATION

Fabric Mixing

If fabric is ordered from one group on side 1 and another group on side 2, calculate list price using the following method:

Example:
-Grade 2 Fabric
-Grade 1 Fabric
———————
Upcharge

Upcharge/2 = Cost for one side

Grade 1 Fabric
+Cost for one side
———————
Combined list price

Fabric Disclaimer

Fabric will be applied as swatched by the fabric manufacturer. Fabric that is required to be applied differently than is swatched will need a Product Modification Request written specifying the direction the fabric is to be applied.

SPECIAL SERVICES

Special Carton Marking

With specially marked information N/C

Shipping

Ships **knocked down, FOB Manitowoc, WI 54220, freight prepaid.** Freight class 70.

Specifications and prices are subject to change without prior notice.

Preconfigured Monolithic Fabric Panel

Elevated Base

Preconfigured Monolithic Fabric Panel

Elevated Base

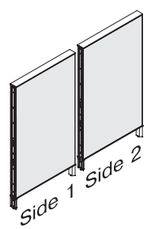

Monolithic Fabric Panel - 56" H

- Elevated base does not accept cable distribution
- Includes monolithic fabric tiles for both sides
- Panel assembly includes frame, trim, and panel-to-panel connectors
- Trim is metal and includes top cap, bottom trim channel, and foot shroud
- Side 1 and side 2 finishes are specified separately
- 72" wide panels feature split tiles

UMFL

MODEL	W x H	MODEL NUMBER: Basic Model (A)	Top Cap Style (B)	Trim Color (C)	Fabric Side 1 (D)	Fabric Side 2 (E)	Approx. Packaged Weight	Delivered Pricing Fabric Grade 1 & C.O.M.	Delivered Pricing Fabric Grade 2	Delivered Pricing Fabric Grade 3 & Pallas Vertical Fabric Grade PV	Delivered Pricing Pallas Vertical Fabric Grade PV1	Delivered Pricing Pallas Vertical Fabric Grade PV2
	24 x 56	UMFL2456	□	□□	□□□□	□□□□	47.0#	$ 547	$ 571	$ 590	$ 607	$ 648
	30 x 56	UMFL3056	□	□□	□□□□	□□□□	52.7#	650	681	703	721	769
	36 x 56	UMFL3656	□	□□	□□□□	□□□□	58.3#	707	738	763	784	837
	42 x 56	UMFL4256	□	□□	□□□□	□□□□	64.0#	776	811	839	861	920
	48 x 56	UMFL4856	□	□□	□□□□	□□□□	69.7#	837	876	905	928	989
	54 x 56	On production hold										
	60 x 56											
	72 x 56	UMFL7256	□	□□	□□□□	□□□□	99.8#	1280	1340	1386	1420	1515

Monolithic Fabric Panel - 64" H

UMFL

MODEL	W x H	MODEL NUMBER: Basic Model (A)	Top Cap Style (B)	Trim Color (C)	Fabric Side 1 (D)	Fabric Side 2 (E)	Approx. Packaged Weight	Delivered Pricing Fabric Grade 1 & C.O.M.	Delivered Pricing Fabric Grade 2	Delivered Pricing Fabric Grade 3 & Pallas Vertical Fabric Grade PV	Delivered Pricing Pallas Vertical Fabric Grade PV1	Delivered Pricing Pallas Vertical Fabric Grade PV2
	24 x 64	UMFL2464	□	□□	□□□□	□□□□	51.4#	$ 571	$ 596	$ 618	$ 634	$ 679
	30 x 64	UMFL3064	□	□□	□□□□	□□□□	57.5#	666	699	724	744	790
	36 x 64	UMFL3664	□	□□	□□□□	□□□□	63.7#	728	761	789	809	862
	42 x 64	UMFL4264	□	□□	□□□□	□□□□	69.9#	800	837	865	887	945
	48 x 64	UMFL4864	□	□□	□□□□	□□□□	76.1#	858	898	931	954	1015
	54 x 64	On production hold										
	60 x 64											
	72 x 64	UMFL7264	□	□□	□□□□	□□□□	109.6#	1331	1392	1439	1476	1572

Ⓐ Ⓑ Ⓒ Ⓓ Ⓔ

HOW TO ORDER

Indicate the following information on order form:
1. Quantity of each item.
2. Model number, including options. See "How To Build a Model Number".
3. Any special service required.

Note: • The □ indicates that a choice is required.
- The absence of the □ indicates that no choice is required.
- Alpha-numeric characters in place of □ indicate that no other alternatives are available.

HOW TO BUILD A MODEL NUMBER

Ⓐ Select basic model.

Ⓑ Select top cap style.

F	- Flat trim (std)
N	- No topcap

Ⓒ Select trim color.
Refer to the **Product Color Options** page in this price list.

Ⓓ Select fabric side 1.
Refer to **ki.com/fabrics**

Ⓔ Select fabric side 2.
Refer to **ki.com/fabrics**

UPHOLSTERY INFORMATION

Fabric Mixing

If fabric is ordered from one group on side 1 and another group on side 2, calculate list price using the following method:

Example:
-Grade 2 Fabric
-Grade 1 Fabric
———————
Upcharge

Upcharge/2 = Cost for one side

Grade 1 Fabric
+Cost for one side
———————
Combined list price

Fabric Disclaimer

Fabric will be applied as swatched by the fabric manufacturer. Fabric that is required to be applied differently than is swatched will need a Product Modification Request written specifying the direction the fabric is to be applied.

SPECIAL SERVICES

Special Carton Marking

With specially marked information	N/C

Shipping

Ships **knocked down, FOB Manitowoc, WI 54220, freight prepaid.** Freight class 70.

Specifications and prices are subject to change without prior notice.

Preconfigured Monolithic Fabric Panel

Tile-to-Floor One Side; Standard Base Raceway One Side

Preconfigured Monolithic Fabric Panel

Tile-to-Floor One Side; Standard Base Raceway One Side

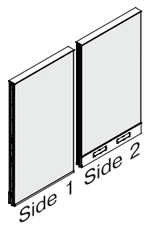

UMFT

MODEL	W x H	MODEL NUMBER: Basic Model	Top Cap Style Ⓑ	Electrical Code Ⓒ	Trim Color Ⓓ	Fabric Side 1 Ⓔ	Fabric Side 2 Ⓕ	Approx. Packaged Weight	Delivered Pricing Fabric Grade 1 & C.O.M.	Delivered Pricing Fabric Grade 2	Delivered Pricing Fabric Grade 3 & Pallas Vertical Fabric Grade PV	Delivered Pricing Pallas Vertical Fabric Grade PV1	Delivered Pricing Pallas Vertical Fabric Grade PV2
Monolithic Fabric Panel - 32" H • Side 1: tile-to-floor base does not accept cable distribution • Side 2: standard base raceway accepts power and data cable distribution • Includes monolithic fabric tiles for both sides • Panel assembly includes frame, trim, and panel-to-panel connectors • Trim is metal and includes top cap, bottom trim channel, and base raceway • Side 1 and side 2 finishes are specified separately • 30-72" wide tiles feature two power knockouts on side 2 • 24" wide tiles feature one power knock-out on side 2 • 72" wide panels feature split tiles • Electrical components are specified separately	24 x 32	UMFT2432	□	□□	□□	□□□□	□□□□	33.6#	$ 424	$ 444	$ 459	$ 470	$ 503
	30 x 32	UMFT3032	□	□□	□□	□□□□	□□□□	38.1#	481	504	521	534	571
	36 x 32	UMFT3632	□	□□	□□	□□□□	□□□□	42.7#	524	548	568	581	620
	42 x 32	UMFT4232	□	□□	□□	□□□□	□□□□	47.3#	560	585	607	623	661
	48 x 32	UMFT4832	□	□□	□□	□□□□	□□□□	51.9#	589	617	637	653	696
	54 x 32	UMFT5432	□	□□	□□	□□□□	□□□□	56.4#	644	672	695	711	759
	60 x 32	UMFT6032	□	□□	□□	□□□□	□□□□	61.0#	733	765	795	812	866
	72 x 32	UMFT7232	□	□□	□□	□□□□	□□□□	74.0#	934	977	1011	1037	1107
Monolithic Fabric Panel - 40" H	24 x 40	UMFT2440	□	□□	□□	□□□□	□□□□	38.4#	$ 457	$ 479	$ 495	$ 506	$ 542
	30 x 40	UMFT3040	□	□□	□□	□□□□	□□□□	43.4#	517	542	559	574	612
	36 x 40	UMFT3640	□	□□	□□	□□□□	□□□□	48.5#	584	611	634	649	691
	42 x 40	UMFT4240	□	□□	□□	□□□□	□□□□	53.7#	640	666	693	708	757
	48 x 40	UMFT4840	□	□□	□□	□□□□	□□□□	58.8#	661	694	718	735	784
	54 x 40	UMFT5440	□	□□	□□	□□□□	□□□□	63.9#	705	737	762	782	836
	60 x 40	UMFT6040	□	□□	□□	□□□□	□□□□	69.0#	788	825	853	877	934
	72 x 40	UMFT7240	□	□□	□□	□□□□	□□□□	84.2#	1041	1089	1128	1156	1231
Monolithic Fabric Panel - 48" H	24 x 48	UMFT2448	□	□□	□□	□□□□	□□□□	43.3#	$ 501	$ 521	$ 542	$ 556	$ 590
	30 x 48	UMFT3048	□	□□	□□	□□□□	□□□□	48.9#	568	594	614	629	670
	36 x 48	UMFT3648	□	□□	□□	□□□□	□□□□	54.5#	649	681	703	719	769
	42 x 48	UMFT4248	□	□□	□□	□□□□	□□□□	60.2#	749	782	809	829	883
	48 x 48	UMFT4848	□	□□	□□	□□□□	□□□□	65.8#	772	807	836	856	915
	54 x 48	UMFT5448	□	□□	□□	□□□□	□□□□	71.4#	815	854	883	906	974
	60 x 48	UMFT6048	□	□□	□□	□□□□	□□□□	77.1#	911	950	985	1010	1076
	72 x 48	UMFT7248	□	□□	□□	□□□□	□□□□	94.6#	1168	1223	1266	1297	1384
			Ⓐ	Ⓑ	Ⓒ	Ⓓ	Ⓔ	Ⓕ					

HOW TO ORDER

Indicate the following information on order form:
1. Quantity of each item.
2. Model number, including options. See "How To Build a Model Number".
3. Any special service required.

Note: • The □ indicates that a choice is required.
- The absence of the □ indicates that no choice is required.
- Alpha-numeric characters in place of □ indicate that no other alternatives are available.

HOW TO BUILD A MODEL NUMBER

Ⓐ Select basic model.

Ⓑ Select top cap style.

F	- Flat trim (std)
N	- No topcap

Ⓒ Select electrical code.

CP	- Chicago - with cutouts
DN	- Domestic, no cutouts
DP	- Domestic - with cutouts

Ⓓ Select trim color.
Refer to the **Product Color Options** page in this price list.

Ⓔ Select fabric side 1.
Refer to **ki.com/fabrics**

Ⓕ Select fabric side 2.
Refer to **ki.com/fabrics**

UPHOLSTERY INFORMATION

Fabric Mixing

If fabric is ordered from one group on side 1 and another group on side 2, calculate list price using the following method:

Example:
-Grade 2 Fabric
-Grade 1 Fabric
_____
Upcharge

Upcharge/2 = Cost for one side

Grade 1 Fabric
+Cost for one side
_____
Combined list price

Fabric Disclaimer

Fabric will be applied as swatched by the fabric manufacturer. Fabric that is required to be applied differently than is swatched will need a Product Modification Request written specifying the direction the fabric is to be applied.

SPECIAL SERVICES

Special Carton Marking

With specially marked information N/C

Shipping

Ships **knocked down, FOB Manitowoc, WI 54220, freight prepaid.** Freight class 70.

Specifications and prices are subject to change without prior notice.

Preconfigured Monolithic Fabric Panel

Tile-to-Floor One Side; Standard Base Raceway One Side

Preconfigured Monolithic Fabric Panel

Tile-to-Floor One Side; Standard Base Raceway One Side

	MODEL	W x H	MODEL NUMBER: Basic Model	Top Cap Style	Electrical Code	Trim Color	Fabric Side 1	Fabric Side 2	Approx. Packaged Weight	Delivered Pricing Fabric Grade 1 & C.O.M.	Delivered Pricing Fabric Grade 2	Delivered Pricing Fabric Grade 3 & Pallas Vertical Fabric Grade PV	Delivered Pricing Pallas Vertical Fabric Grade PV1	Delivered Pricing Pallas Vertical Fabric Grade PV2
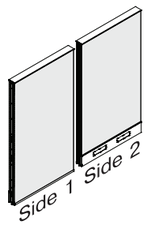 UMFT	**Monolithic Fabric Panel - 56" H** • Side 1: tile-to-floor base does not accept cable distribution • Side 2: standard base raceway accepts power and data cable distribution • Includes monolithic fabric tiles for both sides • Panel assembly includes frame, trim, and panel-to-panel connectors • Trim is metal and includes top cap, bottom trim channel, and base raceway • Side 1 and side 2 finishes are specified separately • 30-72" wide tiles feature two power knockouts on side 2 • 24" wide tiles feature one power knock-out on side 2 • 72" wide panels feature split tiles • Electrical components are specified separately	24 x 56	UMFT2456	□	□□	□□	□□□□	□□□□	48.2#	$ 547	$ 571	$ 590	$ 607	$ 648
		30 x 56	UMFT3056	□	□□	□□	□□□□	□□□□	54.3#	650	681	703	721	769
		36 x 56	UMFT3656	□	□□	□□	□□□□	□□□□	60.5#	707	738	763	784	837
		42 x 56	UMFT4256	□	□□	□□	□□□□	□□□□	66.7#	776	811	839	861	920
		48 x 56	UMFT4856	□	□□	□□	□□□□	□□□□	72.8#	837	876	905	928	989
		54 x 56	On production hold											
		60 x 56												
		72 x 56	UMFT7256	□	□□	□□	□□□□	□□□□	105.0#	1280	1340	1386	1420	1515
UMFT	**Monolithic Fabric Panel - 64" H**	24 x 64	UMFT2464	□	□□	□□	□□□□	□□□□	52.5#	$ 571	$ 596	$ 618	$ 634	$ 679
		30 x 64	UMFT3064	□	□□	□□	□□□□	□□□□	59.2#	666	699	724	744	790
		36 x 64	UMFT3664	□	□□	□□	□□□□	□□□□	65.9#	728	761	789	809	862
		42 x 64	UMFT4264	□	□□	□□	□□□□	□□□□	72.6#	800	837	865	887	945
		48 x 64	UMFT4864	□	□□	□□	□□□□	□□□□	79.3#	858	898	931	954	1015
		54 x 64	On production hold											
		60 x 64												
		72 x 64	UMFT7264	□	□□	□□	□□□□	□□□□	114.8#	1331	1392	1439	1476	1572

Ⓐ Ⓑ Ⓒ Ⓓ Ⓔ Ⓕ

HOW TO ORDER

Indicate the following information on order form:
1. Quantity of each item.
2. Model number, including options. See "How To Build a Model Number".
3. Any special service required.

Note: • The □ indicates that a choice is required.
- The absence of the □ indicates that no choice is required.
- Alpha-numeric characters in place of □ indicate that no other alternatives are available.

HOW TO BUILD A MODEL NUMBER

Ⓐ Select basic model.

Ⓑ Select top cap style.

F	- Flat trim (std)
N	- No topcap

Ⓒ Select electrical code.

CP	- Chicago - with cutouts
DN	- Domestic, no cutouts
DP	- Domestic - with cutouts

Ⓓ Select trim color.
Refer to the **Product Color Options** page in this price list.

Ⓔ Select fabric side 1.
Refer to **ki.com/fabrics**

Ⓕ Select fabric side 2.
Refer to **ki.com/fabrics**

UPHOLSTERY INFORMATION

Fabric Mixing

If fabric is ordered from one group on side 1 and another group on side 2, calculate list price using the following method:

Example:
-Grade 2 Fabric
-Grade 1 Fabric
———————
Upcharge

Upcharge/2 = Cost for one side

Grade 1 Fabric
+Cost for one side
———————
Combined list price

Fabric Disclaimer

Fabric will be applied as swatched by the fabric manufacturer. Fabric that is required to be applied differently than is swatched will need a Product Modification Request written specifying the direction the fabric is to be applied.

SPECIAL SERVICES

Special Carton Marking

With specially marked information	N/C

Shipping

Ships **knocked down, FOB Manitowoc, WI 54220, freight prepaid.** Freight class 70.

Specifications and prices are subject to change without prior notice.

Preconfigured Monolithic Fabric Panel (Beltway Power)

Standard Base Raceway

Preconfigured Monolithic Fabric Panel (Beltway Power)
Standard Base Raceway

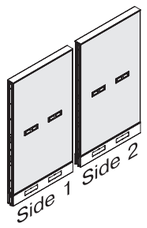

UMFR

MODEL	W x H	MODEL NUMBER: Basic Model	Top Cap Style	Electrical Code	Bezel Color	Trim Color	Fabric Side 1	Fabric Side 2	Approx. Packaged Weight	Delivered Pricing Fabric Grade 1 & C.O.M.	Delivered Pricing Fabric Grade 2	Delivered Pricing Fabric Grade 3 & Pallas Vertical Fabric Grade PV	Delivered Pricing Pallas Vertical Fabric Grade PV1	Delivered Pricing Pallas Vertical Fabric Grade PV2
Monolithic Fabric Panel - 40" H • Standard base raceway on both sides accepts power and data cable distribution • Above worksurface beltway accepts power and data cable distribution • Includes monolithic fabric tiles for both sides • Panel assembly includes frame, trim, and panel-to-panel connectors • Trim is metal and includes top cap, bottom trim channel, and base raceway • Side 1 and side 2 finishes are specified separately • 30-72" wide panels feature two power knockouts at base and two knockouts with bezels at beltway per side • 24" wide panels each feature one power knockout and one at beltway per side • 72" wide panels feature split tiles • Electrical components are specified separately	24 x 40	UMFRBW2440	□	□□	□□□	□□	□□□□	□□□□	39.4#	$ 509	$ 534	$ 552	$ 568	$ 603
	30 x 40	UMFRBW3040	□	□□	□□□	□□	□□□□	□□□□	44.7#	592	620	642	656	699
	36 x 40	UMFRBW3640	□	□□	□□□	□□	□□□□	□□□□	50.1#	651	683	706	723	772
	42 x 40	UMFRBW4240	□	□□	□□□	□□	□□□□	□□□□	55.6#	711	746	772	790	842
	48 x 40	UMFRBW4840	□	□□	□□□	□□	□□□□	□□□□	61.0#	735	771	798	816	873
	54 x 40	UMFRBW5440	□	□□	□□□	□□	□□□□	□□□□	66.4#	785	823	851	875	931
	60 x 40	UMFRBW6040	□	□□	□□□	□□	□□□□	□□□□	71.8#	882	924	956	981	1048
	72 x 40	UMFRBW7240	□	□□	□□□	□□	□□□□	□□□□	87.6#	1172	1225	1268	1301	1388
Monolithic Fabric Panel - 48" H	24 x 48	UMFRBW2448	□	□□	□□□	□□	□□□□	□□□□	44.3#	$ 549	$ 574	$ 595	$ 611	$ 650
	30 x 48	UMFRBW3048	□	□□	□□□	□□	□□□□	□□□□	50.2#	637	666	691	708	755
	36 x 48	UMFRBW3648	□	□□	□□□	□□	□□□□	□□□□	56.1#	723	755	782	801	855
	42 x 48	UMFRBW4248	□	□□	□□□	□□	□□□□	□□□□	62.1#	823	858	887	887	974
	48 x 48	UMFRBW4848	□	□□	□□□	□□	□□□□	□□□□	68.0#	840	879	912	934	996
	54 x 48	UMFRBW5448	□	□□	□□□	□□	□□□□	□□□□	73.9#	888	928	961	986	1051
	60 x 48	UMFRBW6048	□	□□	□□□	□□	□□□□	□□□□	79.8#	988	1035	1070	1098	1168
	72 x 48	UMFRBW7248	□	□□	□□□	□□	□□□□	□□□□	98.0#	1310	1371	1417	1454	1551
Monolithic Fabric Panel - 56" H	24 x 56	UMFRBW2456	□	□□	□□□	□□	□□□□	□□□□	49.2#	$ 608	$ 635	$ 656	$ 674	$ 718
	30 x 56	UMFRBW3056	□	□□	□□□	□□	□□□□	□□□□	55.6#	718	751	777	798	850
	36 x 56	UMFRBW3656	□	□□	□□□	□□	□□□□	□□□□	62.1#	788	825	853	876	932
	42 x 56	UMFRBW4256	□	□□	□□□	□□	□□□□	□□□□	68.6#	879	920	950	976	1040
	48 x 56	UMFRBW4856	□	□□	□□□	□□	□□□□	□□□□	75.0#	931	976	1009	1035	1102
	54 x 56	On production hold												
	60 x 56													
	72 x 56	UMFRBW7256	□	□□	□□□	□□	□□□□	□□□□	108.4#	1438	1504	1557	1594	1703
			Ⓐ	Ⓑ	Ⓒ	Ⓓ	Ⓔ	Ⓕ	Ⓖ					

HOW TO ORDER

Indicate the following information on order form:
1. Quantity of each item.
2. Model number, including options. See "How To Build a Model Number".
3. Any special service required.

Note: • The □ indicates that a choice is required.
- The absence of the □ indicates that no choice is required.
- Alpha-numeric characters in place of □ indicate that no other alternatives are available.

HOW TO BUILD A MODEL NUMBER

Ⓐ Select basic model.

Ⓑ Select top cap style.

F	- Flat trim (std)
N	- No topcap

Ⓒ Select electrical code.

DP	- Domestic - with cutouts
D1	- Domestic, 1 side w/cutouts

Ⓓ Select bezel color.
Refer to the **Product Color Options** page in this price list.

Ⓔ Select trim color.
Refer to the **Product Color Options** page in this price list.

Ⓕ Select fabric side 1.
Refer to **ki.com/fabrics**

Ⓖ Select fabric side 2.
Refer to **ki.com/fabrics**

UPHOLSTERY INFORMATION

Fabric Mixing

If fabric is ordered from one group on side 1 and another group on side 2, calculate list price using the following method:

Example:
-Grade 2 Fabric
-Grade 1 Fabric
———————
Upcharge

Upcharge/2 = Cost for one side

Grade 1 Fabric
+Cost for one side
———————
Combined list price

Fabric Disclaimer

Fabric will be applied as swatched by the fabric manufacturer. Fabric that is required to be applied differently than is swatched will need a Product Modification Request written specifying the direction the fabric is to be applied.

SPECIAL SERVICES

Special Carton Marking

With specially marked information N/C

Shipping

Ships **knocked down, FOB Manitowoc, WI 54220, freight prepaid.** Freight class 70.

Specifications and prices are subject to change without prior notice.

Preconfigured Monolithic Fabric Panel (Beltway Power)

Standard Base Raceway

Preconfigured Monolithic Fabric Panel (Beltway Power)
Standard Base Raceway

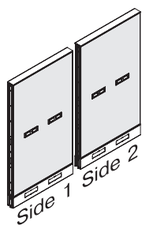

UMFR

MODEL	W x H	MODEL NUMBER: Basic Model	Top Cap Style	Electrical Code	Bezel Color	Trim Color	Fabric Side 1	Fabric Side 2	Approx. Packaged Weight	Delivered Pricing Fabric Grade 1 & C.O.M.	Delivered Pricing Fabric Grade 2	Delivered Pricing Fabric Grade 3 & Pallas Vertical Fabric Grade PV	Delivered Pricing Pallas Vertical Fabric Grade PV1	Delivered Pricing Pallas Vertical Fabric Grade PV2
Monolithic Fabric Panel - 64" H • Standard base raceway on both sides accepts power and data cable distribution • Above worksurface beltway accepts power and data cable distribution • Includes monolithic fabric tiles for both sides • Panel assembly includes frame, trim, and panel-to-panel connectors • Trim is metal and includes top cap, bottom trim channel, and base raceway • Side 1 and side 2 finishes are specified separately • 30-72" wide panels feature two power knockouts at base and two knockouts with bezels at beltway per side • 24" wide panels each feature one power knockout and one at beltway per side • 72" wide panels feature split tiles • Electrical components are specified separately	24 x 64	UMFRBW2464	□	□□	□□□	□□	□□□□	□□□□	53.6#	$ 647	$ 679	$ 697	$ 715	$ 762
	30 x 64	UMFRBW3064	□	□□	□□□	□□	□□□□	□□□□	60.5#	761	798	825	845	902
	36 x 64	UMFRBW3664	□	□□	□□□	□□	□□□□	□□□□	67.5#	831	870	900	923	983
	42 x 64	UMFRBW4264	□	□□	□□□	□□	□□□□	□□□□	74.5#	908	946	981	1008	1071
	48 x 64	UMFRBW4864	□	□□	□□□	□□	□□□□	□□□□	81.5#	972	1014	1052	1077	1150
	54 x 64	On production hold												
	60 x 64													
	72 x 64	UMFRBW7264	□	□□	□□□	□□	□□□□	□□□□	118.2#	1515	1584	1638	1681	1793
			Ⓐ	Ⓑ	Ⓒ	Ⓓ	Ⓔ	Ⓕ	Ⓖ					

HOW TO ORDER

Indicate the following information on order form:
1. Quantity of each item.
2. Model number, including options. See "How To Build a Model Number".
3. Any special service required.

Note: • The □ indicates that a choice is required.
- The absence of the □ indicates that no choice is required.
- Alpha-numeric characters in place of □ indicate that no other alternatives are available.

HOW TO BUILD A MODEL NUMBER

Ⓐ Select basic model.

Ⓑ Select top cap style.

F	- Flat trim (std)
N	- No topcap

Ⓒ Select electrical code.

DP	- Domestic - with cutouts
D1	- Domestic, 1 side w/cutouts

Ⓓ Select bezel color.
Refer to the **Product Color Options** page in this price list.

Ⓔ Select trim color.
Refer to the **Product Color Options** page in this price list.

Ⓕ Select fabric side 1.
Refer to **ki.com/fabrics**

Ⓖ Select fabric side 2.
Refer to **ki.com/fabrics**

UPHOLSTERY INFORMATION

Fabric Mixing

If fabric is ordered from one group on side 1 and another group on side 2, calculate list price using the following method:

Example:
-Grade 2 Fabric
-Grade 1 Fabric
———————
Upcharge

Upcharge/2 = Cost for one side

Grade 1 Fabric
+Cost for one side
———————
Combined list price

Fabric Disclaimer

Fabric will be applied as swatched by the fabric manufacturer. Fabric that is required to be applied differently than is swatched will need a Product Modification Request written specifying the direction the fabric is to be applied.

SPECIAL SERVICES

Special Carton Marking

With specially marked information	N/C

Shipping

Ships **knocked down, FOB Manitowoc, WI 54220, freight prepaid.** Freight class 70.

Specifications and prices are subject to change without prior notice.

Preconfigured Monolithic Fabric Panel (Beltway Power)

Elevated Base

Preconfigured Monolithic Fabric Panel (Beltway Power)

Elevated Base

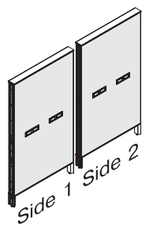

UMFL

- 30-72" wide tiles each feature two power knockouts with bezels at above-worksurface beltway
- 24" wide tiles each feature one power knockout with bezel at above-worksurface beltway
- Raised base does not accept cable distribution
- Includes monolithic fabric tiles for both sides
- Panel assembly includes frame, trim, and panel-to-panel connectors
- Trim is metal and includes top cap, bottom trim channel, and foot shroud
- Side 1 and side 2 finishes are specified separately
- 72" wide panels feature split tiles
- Electrical components are specified separately

	MODEL	W x H	MODEL NUMBER: Basic Model	Top Cap Style	Electrical Code	Bezel Color	Trim Color	Fabric Side 1	Fabric Side 2	Approx. Packaged Weight	Delivered Pricing Fabric Grade 1 & C.O.M.	Delivered Pricing Fabric Grade 2	Delivered Pricing Fabric Grade 3 & Pallas Vertical Fabric Grade PV	Delivered Pricing Pallas Vertical Fabric Grade PV1	Delivered Pricing Pallas Vertical Fabric Grade PV2
	Monolithic Fabric Panel - 40" H	24 x 40	UMFLBW2440	□	□□	□□□	□□	□□□□	□□□□	37.2#	$ 509	$ 534	$ 552	$ 568	$ 603
		30 x 40	UMFLBW3040	□	□□	□□□	□□	□□□□	□□□□	41.8#	592	620	642	656	699
		36 x 40	UMFLBW3640	□	□□	□□□	□□	□□□□	□□□□	46.4#	651	683	706	723	772
		42 x 40	UMFLBW4240	□	□□	□□□	□□	□□□□	□□□□	51.0#	711	746	772	790	842
		48 x 40	UMFLBW4840	□	□□	□□□	□□	□□□□	□□□□	55.6#	735	771	798	816	873
		54 x 40	UMFLBW5440	□	□□	□□□	□□	□□□□	□□□□	60.2#	785	823	851	875	931
		60 x 40	UMFLBW6040	□	□□	□□□	□□	□□□□	□□□□	64.8#	882	924	956	981	1048
		72 x 40	UMFLBW7240	□	□□	□□□	□□	□□□□	□□□□	79.0#	1172	1225	1268	1301	1388
UMFL	**Monolithic Fabric Panel - 48" H**	24 x 48	UMFLBW2448	□	□□	□□□	□□	□□□□	□□□□	42.1#	$ 549	$ 574	$ 595	$ 611	$ 650
		30 x 48	UMFLBW3048	□	□□	□□□	□□	□□□□	□□□□	47.2#	637	666	691	708	755
		36 x 48	UMFLBW3648	□	□□	□□□	□□	□□□□	□□□□	52.3#	723	755	782	801	855
		42 x 48	UMFLBW4248	□	□□	□□□	□□	□□□□	□□□□	57.5#	823	858	887	912	974
		48 x 48	UMFLBW4848	□	□□	□□□	□□	□□□□	□□□□	62.6#	840	879	912	934	996
		54 x 48	UMFLBW5448	□	□□	□□□	□□	□□□□	□□□□	67.7#	888	928	961	986	1051
		60 x 48	UMFLBW6048	□	□□	□□□	□□	□□□□	□□□□	72.9#	988	1035	1070	1098	1168
		72 x 48	UMFLBW7248	□	□□	□□□	□□	□□□□	□□□□	89.4#	1310	1371	1417	1454	1551
	Monolithic Fabric Panel - 56" H	24 x 56	UMFLBW2456	□	□□	□□□	□□	□□□□	□□□□	47.0#	$ 608	$ 635	$ 656	$ 674	$ 718
UMFL		30 x 56	UMFLBW3056	□	□□	□□□	□□	□□□□	□□□□	52.7#	718	751	777	798	850
		36 x 56	UMFLBW3656	□	□□	□□□	□□	□□□□	□□□□	58.3#	788	825	853	876	932
		42 x 56	UMFLBW4256	□	□□	□□□	□□	□□□□	□□□□	64.0#	879	920	950	976	1040
		48 x 56	UMFLBW4856	□	□□	□□□	□□	□□□□	□□□□	69.7#	931	976	1009	1035	1102
		54 x 56	On production hold												
		60 x 56													
		72 x 56	UMFLBW7256	□	□□	□□□	□□	□□□□	□□□□	99.8#	1438	1504	1557	1594	1703
				Ⓐ	Ⓑ	Ⓒ	Ⓓ	Ⓔ	Ⓕ	Ⓖ					

HOW TO ORDER

Indicate the following information on order form:
1. Quantity of each item.
2. Model number, including options. See "How To Build a Model Number".
3. Any special service required.

Note:
- The □ indicates that a choice is required.
- The absence of the □ indicates that no choice is required.
- Alpha-numeric characters in place of □ indicate that no other alternatives are available.

HOW TO BUILD A MODEL NUMBER

Ⓐ Select basic model.

Ⓑ Select top cap style.

F	- Flat trim (std)
N	- No topcap

Ⓒ Select electrical code.

DP	- Domestic - with cutouts

Ⓓ Select bezel color.
Refer to the **Product Color Options** page in this price list.

Ⓔ Select trim color.
Refer to the **Product Color Options** page in this price list.

Ⓕ Select fabric side 1.
Refer to **ki.com/fabrics**

Ⓖ Select fabric side 2.
Refer to **ki.com/fabrics**

UPHOLSTERY INFORMATION

Fabric Mixing

If fabric is ordered from one group on side 1 and another group on side 2, calculate list price using the following method:

Example:
-Grade 2 Fabric
-Grade 1 Fabric
_____
Upcharge

Upcharge/2 = Cost for one side

Grade 1 Fabric
+Cost for one side
_____
Combined list price

Fabric Disclaimer

Fabric will be applied as swatched by the fabric manufacturer. Fabric that is required to be applied differently than is swatched will need a Product Modification Request written specifying the direction the fabric is to be applied.

SPECIAL SERVICES

Special Carton Marking

With specially marked information N/C

Shipping

Ships **knocked down, FOB Manitowoc, WI 54220, freight prepaid.** Freight class 70.

Specifications and prices are subject to change without prior notice.

Preconfigured Monolithic Fabric Panel (Beltway Power)

Elevated Base

Preconfigured Monolithic Fabric Panel (Beltway Power)

Elevated Base

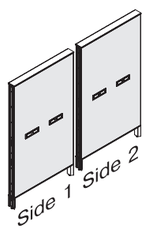

UMFL

- 30-72" wide tiles each feature two power knockouts with bezels at above-worksurface beltway
- 24" wide tiles each feature one power knockout with bezel at above-worksurface beltway
- Raised base does not accept cable distribution
- Includes monolithic fabric tiles for both sides
- Panel assembly includes frame, trim, and panel-to-panel connectors
- Trim is metal and includes top cap, bottom trim channel, and foot shroud
- Side 1 and side 2 finishes are specified separately
- 72" wide panels feature split tiles
- Electrical components are specified separately

MODEL	W x H	MODEL NUMBER Basic Model (A)	Top Cap Style (B)	Electrical Code (C)	Bezel Color (D)	Trim Color (E)	Fabric Side 1 (F)	Fabric Side 2 (G)	Approx. Packaged Weight	Delivered Pricing Fabric Grade 1 & C.O.M.	Delivered Pricing Fabric Grade 2	Delivered Pricing Fabric Grade 3 & Pallas Vertical Fabric Grade PV	Delivered Pricing Pallas Vertical Fabric Grade PV1	Delivered Pricing Pallas Vertical Fabric Grade PV2
Monolithic Fabric Panel - 64" H	24 x 64	UMFLBW2464	☐	☐☐	☐☐☐	☐☐	☐☐☐☐	☐☐☐☐	51.4#	$ 647	$ 679	$ 697	$ 715	$ 762
	30 x 64	UMFLBW3064	☐	☐☐	☐☐☐	☐☐	☐☐☐☐	☐☐☐☐	57.5#	761	798	825	845	902
	36 x 64	UMFLBW3664	☐	☐☐	☐☐☐	☐☐	☐☐☐☐	☐☐☐☐	63.7#	831	870	900	923	983
	42 x 64	UMFLBW4264	☐	☐☐	☐☐☐	☐☐	☐☐☐☐	☐☐☐☐	69.9#	908	946	981	1008	1071
	48 x 64	UMFLBW4864	☐	☐☐	☐☐☐	☐☐	☐☐☐☐	☐☐☐☐	76.1#	972	1014	1052	1077	1150
	54 x 64	On production hold												
	60 x 64													
	72 x 64	UMFLBW7264	☐	☐☐	☐☐☐	☐☐	☐☐☐☐	☐☐☐☐	109.6#	1515	1584	1638	1681	1793

HOW TO ORDER

Indicate the following information on order form:
1. Quantity of each item.
2. Model number, including options. See "How To Build a Model Number".
3. Any special service required.

Note: • The ☐ indicates that a choice is required.
- The absence of the ☐ indicates that no choice is required.
- Alpha-numeric characters in place of ☐ indicate that no other alternatives are available.

HOW TO BUILD A MODEL NUMBER

A Select basic model.

B Select top cap style.
- **F** - Flat trim (std)
- **N** - No topcap

C Select electrical code.
- **DP** - Domestic - with cutouts

D Select bezel color.
Refer to the **Product Color Options** page in this price list.

E Select trim color.
Refer to the **Product Color Options** page in this price list.

F Select fabric side 1.
Refer to **ki.com/fabrics**

G Select fabric side 2.
Refer to **ki.com/fabrics**

UPHOLSTERY INFORMATION

Fabric Mixing

If fabric is ordered from one group on side 1 and another group on side 2, calculate list price using the following method:

Example:
-Grade 2 Fabric
-Grade 1 Fabric
———————
Upcharge

Upcharge/2 = Cost for one side

Grade 1 Fabric
+Cost for one side
———————
Combined list price

Fabric Disclaimer

Fabric will be applied as swatched by the fabric manufacturer. Fabric that is required to be applied differently than is swatched will need a Product Modification Request written specifying the direction the fabric is to be applied.

SPECIAL SERVICES

Special Carton Marking

With specially marked information N/C

Shipping

Ships **knocked down, FOB Manitowoc, WI 54220, freight prepaid.** Freight class 70.

Specifications and prices are subject to change without prior notice.

Preconfigured Monolithic Fabric Panel (Beltway Power)

Tile-to-Floor One Side; Standard Base Raceway One Side

Preconfigured Monolithic Fabric Panel (Beltway Power)
Tile-to-Floor One Side; Standard Base Raceway One Side

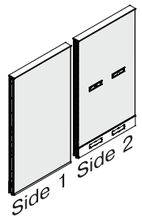

UMFT

- Side 1: tile-to-floor base does not accept cable distribution at base or beltway
- Side 2: standard base raceway and above-worksurface beltway accept cable distribution
- Includes monolithic fabric tiles for both sides
- Panel assembly includes frame, trim, and panel-to-panel connectors
- Trim is metal and includes top cap, bottom trim channel, and base raceway
- Side 1 and side 2 finishes are specified separately
- Side 2: 30-72" wide tiles feature two base and two beltway power knockouts
- Side 2: 24" wide tiles feature one base and one beltway power knockout
- 72" wide panels feature split tiles
- Electrical components are specified separately

MODEL	W x H	MODEL NUMBER: Basic Model	Top Cap Style	Electrical Code	Bezel Color	Trim Color	Fabric Side 1	Fabric Side 2	Approx. Packaged Weight	Delivered Pricing Fabric Grade 1 & C.O.M.	Delivered Pricing Fabric Grade 2	Delivered Pricing Fabric Grade 3 & Pallas Vertical Fabric Grade PV	Delivered Pricing Pallas Vertical Fabric Grade PV1	Delivered Pricing Pallas Vertical Fabric Grade PV2
Monolithic Fabric Panel - 40" H	24 x 40	UMFTBW2440	□	□□	□□□	□□	□□□□	□□□□	38.4#	$ 509	$ 534	$ 552	$ 568	$ 603
	30 x 40	UMFTBW3040	□	□□	□□□	□□	□□□□	□□□□	43.4#	592	620	642	656	699
	36 x 40	UMFTBW3640	□	□□	□□□	□□	□□□□	□□□□	48.5#	651	683	706	723	772
	42 x 40	UMFTBW4240	□	□□	□□□	□□	□□□□	□□□□	53.7#	711	746	772	790	842
	48 x 40	UMFTBW4840	□	□□	□□□	□□	□□□□	□□□□	58.8#	735	771	798	816	873
	54 x 40	UMFTBW5440	□	□□	□□□	□□	□□□□	□□□□	63.9#	785	823	851	875	931
	60 x 40	UMFTBW6040	□	□□	□□□	□□	□□□□	□□□□	69.0#	882	924	956	981	1048
	72 x 40	UMFTBW7240	□	□□	□□□	□□	□□□□	□□□□	84.2#	1172	1225	1268	1301	1388
Monolithic Fabric Panel - 48" H	24 x 48	UMFTBW2448	□	□□	□□□	□□	□□□□	□□□□	43.3#	$ 549	$ 574	$ 595	$ 611	$ 650
	30 x 48	UMFTBW3048	□	□□	□□□	□□	□□□□	□□□□	48.9#	637	666	691	708	755
	36 x 48	UMFTBW3648	□	□□	□□□	□□	□□□□	□□□□	54.5#	723	755	782	801	855
	42 x 48	UMFTBW4248	□	□□	□□□	□□	□□□□	□□□□	60.2#	823	858	887	912	974
	48 x 48	UMFTBW4848	□	□□	□□□	□□	□□□□	□□□□	65.8#	840	879	912	934	996
	54 x 48	UMFTBW5448	□	□□	□□□	□□	□□□□	□□□□	71.4#	888	928	961	986	1051
	60 x 48	UMFTBW6048	□	□□	□□□	□□	□□□□	□□□□	77.1#	988	1035	1070	1098	1168
	72 x 48	UMFTBW7248	□	□□	□□□	□□	□□□□	□□□□	94.6#	1310	1371	1417	1454	1551
Monolithic Fabric Panel - 56" H	24 x 56	UMFTBW2456	□	□□	□□□	□□	□□□□	□□□□	48.2#	$ 608	$ 635	$ 656	$ 674	$ 718
	30 x 56	UMFTBW3056	□	□□	□□□	□□	□□□□	□□□□	54.3#	718	751	777	798	850
	36 x 56	UMFTBW3656	□	□□	□□□	□□	□□□□	□□□□	60.5#	788	825	853	876	932
	42 x 56	UMFTBW4256	□	□□	□□□	□□	□□□□	□□□□	66.7#	879	920	950	976	1040
	48 x 56	UMFTBW4856	□	□□	□□□	□□	□□□□	□□□□	72.8#	931	976	1009	1035	1102
	54 x 56	On production hold												
	60 x 56													
	72 x 56	UMFTBW7256	□	□□	□□□	□□	□□□□	□□□□	105.0#	1438	1504	1557	1594	1703
			Ⓐ	Ⓑ	Ⓒ	Ⓓ	Ⓔ	Ⓕ	Ⓖ					

HOW TO ORDER

Indicate the following information on order form:
1. Quantity of each item.
2. Model number, including options. See "How To Build a Model Number".
3. Any special service required.

Note:
- The □ indicates that a choice is required.
- The absence of the □ indicates that no choice is required.
- Alpha-numeric characters in place of □ indicate that no other alternatives are available.

HOW TO BUILD A MODEL NUMBER

Ⓐ Select basic model.

Ⓑ Select top cap style.

F	- Flat trim (std)
N	- No topcap

Ⓒ Select electrical code.

DP	- Domestic - with cutouts

Ⓓ Select bezel color.
Refer to the **Product Color Options** page in this price list.

Ⓔ Select trim color.
Refer to the **Product Color Options** page in this price list.

Ⓕ Select fabric side 1.
Refer to **ki.com/fabrics**

Ⓖ Select fabric side 2.
Refer to **ki.com/fabrics**

UPHOLSTERY INFORMATION

Fabric Mixing

If fabric is ordered from one group on side 1 and another group on side 2, calculate list price using the following method:

Example:
-Grade 2 Fabric
-Grade 1 Fabric

Upcharge

Upcharge/2 = Cost for one side

Grade 1 Fabric
+Cost for one side

Combined list price

Fabric Disclaimer

Fabric will be applied as swatched by the fabric manufacturer. Fabric that is required to be applied differently than is swatched will need a Product Modification Request written specifying the direction the fabric is to be applied.

SPECIAL SERVICES

Special Carton Marking

With specially marked information N/C

Shipping

Ships **knocked down, FOB Manitowoc, WI 54220, freight prepaid.** Freight class 70.

Specifications and prices are subject to change without prior notice.

Preconfigured Monolithic Fabric Panel (Beltway Power)

Tile-to-Floor One Side; Standard Base Raceway One Side

Preconfigured Monolithic Fabric Panel (Beltway Power)
Tile-to-Floor One Side; Standard Base Raceway One Side

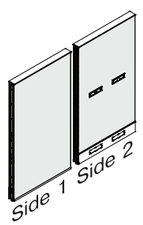

UMFT

MODEL	W x H	MODEL NUMBER: Basic Model	Top Cap Style	Electrical Code	Bezel Color	Trim Color	Fabric Side 1	Fabric Side 2	Approx. Packaged Weight	Delivered Pricing Fabric Grade 1 & C.O.M.	Delivered Pricing Fabric Grade 2	Delivered Pricing Fabric Grade 3 & Pallas Vertical Fabric Grade PV	Delivered Pricing Pallas Vertical Fabric Grade PV1	Delivered Pricing Pallas Vertical Fabric Grade PV2
Monolithic Fabric Panel - 64" H • Side 1: tile-to-floor base does not accept cable distribution at base or beltway • Side 2: standard base raceway and above-worksurface beltway accept cable distribution • Includes monolithic fabric tiles for both sides • Panel assembly includes frame, trim, and panel-to-panel connectors • Trim is metal and includes top cap, bottom trim channel, and base raceway • Side 1 and side 2 finishes are specified separately • Side 2: 30-72" wide tiles feature two base and two beltway power knockouts • Side 2: 24" wide tiles feature one base and one beltway power knockout • 72" wide panels feature split tiles • Electrical components are specified separately	24 x 64	UMFTBW2464	□	□□	□□□	□□	□□□□	□□□□	52.5#	$ 647	$ 679	$ 697	$ 715	$ 762
	30 x 64	UMFTBW3064	□	□□	□□□	□□	□□□□	□□□□	59.2#	761	798	825	845	902
	36 x 64	UMFTBW3664	□	□□	□□□	□□	□□□□	□□□□	65.9#	831	870	900	923	983
	42 x 64	UMFTBW4264	□	□□	□□□	□□	□□□□	□□□□	72.6#	908	946	981	1008	1071
	48 x 64	UMFTBW4864	□	□□	□□□	□□	□□□□	□□□□	79.3#	972	1014	1052	1077	1150
	54 x 64	On production hold												
	60 x 64													
	72 x 64	UMFTBW7264	□	□□	□□□	□□	□□□□	□□□□	114.8#	1515	1584	1638	1681	1793
			Ⓐ	Ⓑ	Ⓒ	Ⓓ	Ⓔ	Ⓕ	Ⓖ					

HOW TO ORDER

Indicate the following information on order form:
1. Quantity of each item.
2. Model number, including options. See "How To Build a Model Number".
3. Any special service required.

Note: • The □ indicates that a choice is required.
• The absence of the □ indicates that no choice is required.
• Alpha-numeric characters in place of □ indicate that no other alternatives are available.

HOW TO BUILD A MODEL NUMBER

Ⓐ Select basic model.

Ⓑ Select top cap style.
F - Flat trim (std)
N - No topcap

Ⓒ Select electrical code.
DP - Domestic - with cutouts

Ⓓ Select bezel color.
Refer to the **Product Color Options** page in this price list.

Ⓔ Select trim color.
Refer to the **Product Color Options** page in this price list.

Ⓕ Select fabric side 1.
Refer to **ki.com/fabrics**

Ⓖ Select fabric side 2.
Refer to **ki.com/fabrics**

UPHOLSTERY INFORMATION

Fabric Mixing
If fabric is ordered from one group on side 1 and another group on side 2, calculate list price using the following method:

Example:
-Grade 2 Fabric
-Grade 1 Fabric
———————
Upcharge

Upcharge/2 = Cost for one side

Grade 1 Fabric
+Cost for one side
———————
Combined list price

Fabric Disclaimer
Fabric will be applied as swatched by the fabric manufacturer. Fabric that is required to be applied differently than is swatched will need a Product Modification Request written specifying the direction the fabric is to be applied.

SPECIAL SERVICES

Special Carton Marking

With specially marked information	N/C

Shipping
Ships **knocked down, FOB Manitowoc, WI 54220, freight prepaid.** Freight class 70.

Specifications and prices are subject to change without prior notice.

Preconfigured Monolithic Steel Panels
Standard Base Raceway

Preconfigured Monolithic Steel Panels
Standard Base Raceway

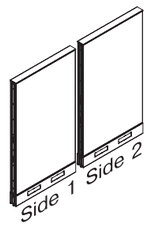

UMSR

MODEL	W x H	MODEL NUMBER: Basic Model	Top Cap Style (A)	Electrical Code (B)	Trim Color (C)	Paint Color Side 1 (D)	Paint Color Side 2 (E)	Approx. Packaged Weight	Delivered Pricing
Monolithic Steel Panel - 32"H • Standard base raceway on both sides accepts power and data cable distribution • Includes monolithic steel tiles with mounting bars for both sides • Panel assembly includes frame, trim, and panel-to-panel connectors • Trim is metal and includes top cap, bottom trim channel, and base raceway • Side 1 and side 2 finishes are specified separately • 30-72" wide panels feature two power knockouts per side • 24" wide panels feature one power knockout per side • 72" wide panels feature split tiles • Electrical components are specified separately	24 x 32	UMSR2432	☐	☐☐	☐☐	☐☐☐☐	☐☐☐☐	39.7#	$ 574
	30 x 32	UMSR3032	☐	☐☐	☐☐	☐☐☐☐	☐☐☐☐	45.7#	617
	36 x 32	UMSR3632	☐	☐☐	☐☐	☐☐☐☐	☐☐☐☐	51.8#	653
	42 x 32	UMSR4232	☐	☐☐	☐☐	☐☐☐☐	☐☐☐☐	57.9#	670
	48 x 32	UMSR4832	☐	☐☐	☐☐	☐☐☐☐	☐☐☐☐	64.0#	749
	54 x 32	UMSR5432	☐	☐☐	☐☐	☐☐☐☐	☐☐☐☐	70.1#	850
	60 x 32	UMSR6032	☐	☐☐	☐☐	☐☐☐☐	☐☐☐☐	76.2#	1002
	72 x 32	UMSR7232	☐	☐☐	☐☐	☐☐☐☐	☐☐☐☐	94.5#	1203
Monolithic Steel Panel - 40"H	24 x 40	UMSR2440	☐	☐☐	☐☐	☐☐☐☐	☐☐☐☐	44.8#	$ 585
	30 x 40	UMSR3040	☐	☐☐	☐☐	☐☐☐☐	☐☐☐☐	51.6#	642
	36 x 40	UMSR3640	☐	☐☐	☐☐	☐☐☐☐	☐☐☐☐	58.5#	693
	42 x 40	UMSR4240	☐	☐☐	☐☐	☐☐☐☐	☐☐☐☐	65.4#	719
	48 x 40	UMSR4840	☐	☐☐	☐☐	☐☐☐☐	☐☐☐☐	72.3#	796
	54 x 40	UMSR5440	☐	☐☐	☐☐	☐☐☐☐	☐☐☐☐	79.2#	895
	60 x 40	UMSR6040	☐	☐☐	☐☐	☐☐☐☐	☐☐☐☐	86.1#	1051
	72 x 40	UMSR7240	☐	☐☐	☐☐	☐☐☐☐	☐☐☐☐	107.5#	1265
Monolithic Steel Panel - 48"H	24 x 48	UMSR2448	☐	☐☐	☐☐	☐☐☐☐	☐☐☐☐	49.9#	$ 655
	30 x 48	UMSR3048	☐	☐☐	☐☐	☐☐☐☐	☐☐☐☐	57.5#	693
	36 x 48	UMSR3648	☐	☐☐	☐☐	☐☐☐☐	☐☐☐☐	65.2#	750
Monolithic Steel Panel - 56"H	24 x 56	UMSR2456	☐	☐☐	☐☐	☐☐☐☐	☐☐☐☐	55.1#	$ 685
	30 x 56	UMSR3056	☐	☐☐	☐☐	☐☐☐☐	☐☐☐☐	63.5#	751
	36 x 56	UMSR3656	☐	☐☐	☐☐	☐☐☐☐	☐☐☐☐	72.0#	805
Monolithic Steel Panel - 64"H	24 x 64	UMSR2464	☐	☐☐	☐☐	☐☐☐☐	☐☐☐☐	60.2#	$ 816
	30 x 64	UMSR3064	☐	☐☐	☐☐	☐☐☐☐	☐☐☐☐	69.5#	879
	36 x 64	UMSR3664	☐	☐☐	☐☐	☐☐☐☐	☐☐☐☐	78.8#	941
			Ⓐ	Ⓑ	Ⓒ	Ⓓ	Ⓔ	Ⓕ	

HOW TO ORDER

Indicate the following information on order form:
1. Quantity of each item.
2. Model number, including options. See "How To Build a Model Number".
3. Any special service required.

Note: • The ☐ indicates that a choice is required.
- The absence of the ☐ indicates that no choice is required.
- Alpha-numeric characters in place of ☐ indicate that no other alternatives are available.

HOW TO BUILD A MODEL NUMBER

Ⓐ Select basic model.

Ⓑ Select top cap style.

F	- Flat trim (std)
N	- No topcap

Ⓒ Select electrical code.

CP	- Chicago, 2 sides w/cutouts
DN	- Domestic, no cutouts
DP	- Domestic - with cutouts
C1	- Chicago, 1 side w/cutouts
D1	- Domestic, 1 side w/cutouts

Ⓓ Select trim color.
Refer to the **Product Color Options** page in this price list.

Ⓔ Select paint color side 1.
Refer to the **Product Color Options** page in this price list.

Ⓕ Select paint color side 2.
Refer to the **Product Color Options** page in this price list.

SPECIAL SERVICES

Special Carton Marking

With specially marked information	N/C

Shipping

Ships **knocked down, FOB Manitowoc, WI 54220, freight prepaid.** Freight class 70.

Specifications and prices are subject to change without prior notice.

Preconfigured Monolithic Steel Panels
Elevated Base

Preconfigured Monolithic Steel Panels
Elevated Base

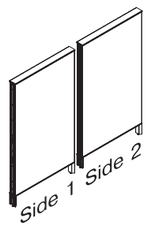

	MODEL	W x H	MODEL NUMBER: Basic Model	Top Cap Style	Trim Color	Paint Color Side 1	Paint Color Side 2	Approx. Packaged Weight	Delivered Pricing
	Monolithic Steel Panel - 32"H • Raised base does not accept cable distribution • Includes monolithic steel tiles with mounting bars for both sides • Panel assembly includes frame, trim, and panel-to-panel connectors • Trim is metal and includes top cap, bottom trim channel, and foot shroud • Side 1 and side 2 finishes are specified separately • 72" wide panels feature split tiles	24 x 32	UMSL2432	□	□□	□□□□	□□□□	37.1#	$ 574
		30 x 32	UMSL3032	□	□□	□□□□	□□□□	42.4#	617
		36 x 32	UMSL3632	□	□□	□□□□	□□□□	47.6#	653
		42 x 32	UMSL4232	□	□□	□□□□	□□□□	53.0#	670
		48 x 32	UMSL4832	□	□□	□□□□	□□□□	58.2#	749
		54 x 32	UMSL5432	□	□□	□□□□	□□□□	63.5#	850
		60 x 32	UMSL6032	□	□□	□□□□	□□□□	68.8#	1002
		72 x 32	UMSL7232	□	□□	□□□□	□□□□	85.5#	1203
UMSL									
	Monolithic Steel Panel - 40"H	24 x 40	UMSL2440	□	□□	□□□□	□□□□	42.1#	$ 585
UMSL		30 x 40	UMSL3040	□	□□	□□□□	□□□□	48.2#	642
		36 x 40	UMSL3640	□	□□	□□□□	□□□□	54.3#	693
		42 x 40	UMSL4240	□	□□	□□□□	□□□□	60.5#	719
		48 x 40	UMSL4840	□	□□	□□□□	□□□□	66.6#	796
		54 x 40	UMSL5440	□	□□	□□□□	□□□□	72.6#	895
		60 x 40	UMSL6040	□	□□	□□□□	□□□□	78.7#	1051
		72 x 40	UMSL7240	□	□□	□□□□	□□□□	98.5#	1265
	Monolithic Steel Panel - 48"H	24 x 48	UMSL2448	□	□□	□□□□	□□□□	47.3#	$ 655
UMSL		30 x 48	UMSL3048	□	□□	□□□□	□□□□	54.2#	693
		36 x 48	UMSL3648	□	□□	□□□□	□□□□	61.1#	750
	Monolithic Steel Panel - 56"H	24 x 56	UMSL2456	□	□□	□□□□	□□□□	52.4#	$ 685
UMSL		30 x 56	UMSL3056	□	□□	□□□□	□□□□	60.2#	751
		36 x 56	UMSL3656	□	□□	□□□□	□□□□	67.9#	805
	Monolithic Steel Panel - 64"H	24 x 64	UMSL2464	□	□□	□□□□	□□□□	57.6#	$ 816
UMSL		30 x 64	UMSL3064	□	□□	□□□□	□□□□	66.1#	879
		36 x 64	UMSL3664	□	□□	□□□□	□□□□	74.6#	941
				Ⓐ	Ⓑ	Ⓒ	Ⓓ	Ⓔ	

HOW TO ORDER

Indicate the following information on order form:
1. Quantity of each item.
2. Model number, including options. See "How To Build a Model Number".
3. Any special service required.

Note: • The □ indicates that a choice is required.
- The absence of the □ indicates that no choice is required.
- Alpha-numeric characters in place of □ indicate that no other alternatives are available.

HOW TO BUILD A MODEL NUMBER

Ⓐ Select basic model.

Ⓑ Select top cap style.

F	- Flat trim (std)
N	- No topcap

Ⓒ Select trim color.
Refer to the **Product Color Options** page in this price list.

Ⓓ Select paint color side 1.
Refer to the **Product Color Options** page in this price list.

Ⓔ Select paint color side 2.
Refer to the **Product Color Options** page in this price list.

SPECIAL SERVICES

Special Carton Marking

With specially marked information N/C

Shipping

Ships **knocked down, FOB Manitowoc, WI 54220, freight prepaid.** Freight class 70.

Specifications and prices are subject to change without prior notice.

Preconfigured Monolithic Steel Panels

Tile-to-Floor One Side; Standard Base Raceway One Side

Preconfigured Monolithic Steel Panels
Tile-to-Floor One Side; Standard Base Raceway One Side

	MODEL	W x H	MODEL NUMBER: Basic Model	Top Cap Style	Electrical Code	Trim Color	Paint Color Side 1	Paint Color Side 2	Approx. Packaged Weight	Delivered Pricing
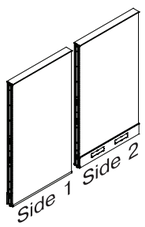 UMST	**Monolithic Steel Panel - 32"H** • Side 1: tile-to-floor base does not accept cable distribution • Side 2: standard base raceway accepts power and data cable distribution • Includes monolithic steel tiles with mounting bars for both sides • Panel assembly includes frame, trim, and panel-to-panel connectors • Trim is metal and includes top cap, bottom trim channel, and base raceway • Side 1 and side 2 finishes are specified separately • Side 2: 30-72" wide panels feature two power knockouts • Side 2: 24" wide panels feature one power knockout • Electrical components are specified separately • 72" wide panels feature split tiles	24 x 32	UMST2432	☐	☐☐	☐☐	☐☐☐☐	☐☐☐☐	38.9#	$ 574
		30 x 32	UMST3032	☐	☐☐	☐☐	☐☐☐☐	☐☐☐☐	44.7#	617
		36 x 32	UMST3632	☐	☐☐	☐☐	☐☐☐☐	☐☐☐☐	50.5#	653
		42 x 32	UMST4232	☐	☐☐	☐☐	☐☐☐☐	☐☐☐☐	56.4#	670
		48 x 32	UMST4832	☐	☐☐	☐☐	☐☐☐☐	☐☐☐☐	62.2#	749
		54 x 32	UMST5432	☐	☐☐	☐☐	☐☐☐☐	☐☐☐☐	68.0#	850
		60 x 32	UMST6032	☐	☐☐	☐☐	☐☐☐☐	☐☐☐☐	73.9#	1002
		72 x 32	UMST7232	☐	☐☐	☐☐	☐☐☐☐	☐☐☐☐	91.8#	1203
UMST	**Monolithic Steel Panel - 40"H**	24 x 40	UMST2440	☐	☐☐	☐☐	☐☐☐☐	☐☐☐☐	44.0#	$ 585
		30 x 40	UMST3040	☐	☐☐	☐☐	☐☐☐☐	☐☐☐☐	50.6#	642
		36 x 40	UMST3640	☐	☐☐	☐☐	☐☐☐☐	☐☐☐☐	57.2#	693
		42 x 40	UMST4240	☐	☐☐	☐☐	☐☐☐☐	☐☐☐☐	63.9#	719
		48 x 40	UMST4840	☐	☐☐	☐☐	☐☐☐☐	☐☐☐☐	70.6#	796
		54 x 40	UMST5440	☐	☐☐	☐☐	☐☐☐☐	☐☐☐☐	77.2#	895
		60 x 40	UMST6040	☐	☐☐	☐☐	☐☐☐☐	☐☐☐☐	83.9#	1051
		72 x 40	UMST7240	☐	☐☐	☐☐	☐☐☐☐	☐☐☐☐	104.8#	1265
UMST	**Monolithic Steel Panel - 48"H**	24 x 48	UMST2448	☐	☐☐	☐☐	☐☐☐☐	☐☐☐☐	49.1#	$ 655
		30 x 48	UMST3048	☐	☐☐	☐☐	☐☐☐☐	☐☐☐☐	56.5#	693
		36 x 48	UMST3648	☐	☐☐	☐☐	☐☐☐☐	☐☐☐☐	64.0#	750
UMST	**Monolithic Steel Panel - 56"H**	24 x 56	UMST2456	☐	☐☐	☐☐	☐☐☐☐	☐☐☐☐	54.3#	$ 685
		30 x 56	UMST3056	☐	☐☐	☐☐	☐☐☐☐	☐☐☐☐	62.5#	751
		36 x 56	UMST3656	☐	☐☐	☐☐	☐☐☐☐	☐☐☐☐	70.8#	805
UMST	**Monolithic Steel Panel - 64"H**	24 x 64	UMST2464	☐	☐☐	☐☐	☐☐☐☐	☐☐☐☐	59.4#	$ 816
		30 x 64	UMST3064	☐	☐☐	☐☐	☐☐☐☐	☐☐☐☐	68.5#	879
		36 x 64	UMST3664	☐	☐☐	☐☐	☐☐☐☐	☐☐☐☐	77.6#	941
				Ⓑ	Ⓒ	Ⓓ	Ⓔ	Ⓕ		

HOW TO ORDER

Indicate the following information on order form:
1. Quantity of each item.
2. Model number, including options. See "How To Build a Model Number".
3. Any special service required.

Note: • The ☐ indicates that a choice is required.
- The absence of the ☐ indicates that no choice is required.
- Alpha-numeric characters in place of ☐ indicate that no other alternatives are available.

HOW TO BUILD A MODEL NUMBER

Ⓐ Select basic model.

Ⓑ Select top cap style.

F	- Flat trim (std)
N	- No topcap

Ⓒ Select electrical code.

CP	- Chicago - with cutouts
DN	- Domestic, no cutouts
DP	- Domestic - with cutouts

Ⓓ Select trim color.
Refer to the **Product Color Options** page in this price list.

Ⓔ Select paint color side 1.
Refer to the **Product Color Options** page in this price list.

Ⓕ Select paint color side 2.
Refer to the **Product Color Options** page in this price list.

SPECIAL SERVICES

Special Carton Marking

With specially marked information	N/C

Shipping

Ships **knocked down, FOB Manitowoc, WI 54220, freight prepaid.** Freight class 70.

Specifications and prices are subject to change without prior notice.

Preconfigured Monolithic Steel Panels (Beltway Power)

Standard Base Raceway

Preconfigured Monolithic Steel Panels (Beltway Power)
Standard Base Raceway

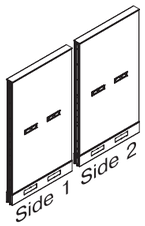

UMSR

	MODEL	W x H	MODEL NUMBER Basic Model	Top Cap Style	Electrical Code	Bezel Color	Trim Color	Paint Color Side 1	Paint Color Side 2	Approx. Packaged Weight	Delivered Pricing
	Monolithic Steel Panel - 40"H • Standard base raceway on both sides accepts power and data cable distribution • Above worksurface beltway accepts power and data cable distribution • Includes monolithic steel tiles with mounting bars for both sides • Panel assembly includes frame, trim, and panel-to-panel connectors • Trim is metal and includes top cap, bottom trim channel, and base raceway • Side 1 and side 2 finishes are specified separately • 30-72" wide panels each feature two power knockouts at base and two knockouts with bezels at beltway per side • 24" wide panels each feature one power knockout and one at beltway per side • 72" wide panels feature split tiles • Electrical components are specified separately	24 x 40	UMSRBW2440	☐	☐☐	☐☐☐	☐☐	☐☐☐☐	☐☐☐☐	44.8#	$ 602
		30 x 40	UMSRBW3040	☐	☐☐	☐☐☐	☐☐	☐☐☐☐	☐☐☐☐	51.6#	668
		36 x 40	UMSRBW3640	☐	☐☐	☐☐☐	☐☐	☐☐☐☐	☐☐☐☐	58.5#	721
		42 x 40	UMSRBW4240	☐	☐☐	☐☐☐	☐☐	☐☐☐☐	☐☐☐☐	65.4#	750
		48 x 40	UMSRBW4840	☐	☐☐	☐☐☐	☐☐	☐☐☐☐	☐☐☐☐	72.3#	825
		54 x 40	UMSRBW5440	☐	☐☐	☐☐☐	☐☐	☐☐☐☐	☐☐☐☐	79.2#	924
		60 x 40	UMSRBW6040	☐	☐☐	☐☐☐	☐☐	☐☐☐☐	☐☐☐☐	86.1#	1078
		72 x 40	UMSRBW7240	☐	☐☐	☐☐☐	☐☐	☐☐☐☐	☐☐☐☐	107.5#	1322
	Monolithic Steel Panel - 48"H	24 x 48	UMSRBW2448	☐	☐☐	☐☐☐	☐☐	☐☐☐☐	☐☐☐☐	49.9#	$ 672
UMSR		30 x 48	UMSRBW3048	☐	☐☐	☐☐☐	☐☐	☐☐☐☐	☐☐☐☐	57.5#	721
		36 x 48	UMSRBW3648	☐	☐☐	☐☐☐	☐☐	☐☐☐☐	☐☐☐☐	65.2#	780
	Monolithic Steel Panel - 56"H	24 x 56	UMSRBW2456	☐	☐☐	☐☐☐	☐☐	☐☐☐☐	☐☐☐☐	55.1#	$ 701
UMSR		30 x 56	UMSRBW3056	☐	☐☐	☐☐☐	☐☐	☐☐☐☐	☐☐☐☐	63.5#	781
		36 x 56	UMSRBW3656	☐	☐☐	☐☐☐	☐☐	☐☐☐☐	☐☐☐☐	72.0#	837
	Monolithic Steel Panel - 64"H	24 x 64	UMSRBW2464	☐	☐☐	☐☐☐	☐☐	☐☐☐☐	☐☐☐☐	60.2#	$ 831
UMSR		30 x 64	UMSRBW3064	☐	☐☐	☐☐☐	☐☐	☐☐☐☐	☐☐☐☐	69.5#	911
		36 x 64	UMSRBW3664	☐	☐☐	☐☐☐	☐☐	☐☐☐☐	☐☐☐☐	78.8#	972
				Ⓐ	Ⓑ	Ⓒ	Ⓓ	Ⓔ	Ⓕ	Ⓖ	

HOW TO ORDER

Indicate the following information on order form:
1. Quantity of each item.
2. Model number, including options. See "How To Build a Model Number".
3. Any special service required.

Note: • The ☐ indicates that a choice is required.
- The absence of the ☐ indicates that no choice is required.
- Alpha-numeric characters in place of ☐ indicate that no other alternatives are available.

HOW TO BUILD A MODEL NUMBER

Ⓐ Select basic model.

Ⓑ Select top cap style.

F	- Flat trim (std)
N	- No topcap

Ⓒ Select electrical code.

DP	- Domestic - with cutouts
D1	- Domestic, 1 side w/cutouts

Ⓓ Select bezel color.
Refer to the **Product Color Options** page in this price list.

Ⓔ Select trim color.
Refer to the **Product Color Options** page in this price list.

Ⓕ Select paint color side 1.
Refer to the **Product Color Options** page in this price list.

Ⓖ Select paint color side 2.
Refer to the **Product Color Options** page in this price list.

SPECIAL SERVICES

Special Carton Marking

With specially marked information	N/C

Shipping

Ships **knocked down, FOB Manitowoc, WI 54220, freight prepaid.** Freight class 70.

Specifications and prices are subject to change without prior notice.

Preconfigured Monolithic Steel Panels (Beltway Power)

Elevated Base

Preconfigured Monolithic Steel Panels (Beltway Power)

Elevated Base

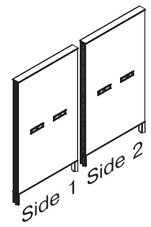

	MODEL	W x H	MODEL NUMBER: Basic Model	Top Cap Style	Electrical Code	Bezel Color	Trim Color	Paint Color Side 1	Paint Color Side 2	Approx. Packaged Weight	Delivered Pricing
	Monolithic Steel Panel - 40"H • Includes monolithic steel tiles with mounting bars for both sides • 30-72" wide tiles each feature two power knockouts with bezels at above-worksurface beltway • 24" wide tiles each feature one power knockout with bezel at above-worksurface beltway • Raised base does not accept cable distribution • Panel assembly includes frame, trim, and panel-to-panel connectors • Trim is metal and includes top cap, bottom trim channel, and foot shroud • Side 1 and side 2 finishes are specified separately • 72" wide panels feature split tiles	24 x 40	UMSLBW2440	☐	☐☐	☐☐☐	☐☐	☐☐☐☐	☐☐☐☐	42.1#	$ 602
		30 x 40	UMSLBW3040	☐	☐☐	☐☐☐	☐☐	☐☐☐☐	☐☐☐☐	48.2#	668
		36 x 40	UMSLBW3640	☐	☐☐	☐☐☐	☐☐	☐☐☐☐	☐☐☐☐	54.3#	721
		42 x 40	UMSLBW4240	☐	☐☐	☐☐☐	☐☐	☐☐☐☐	☐☐☐☐	60.5#	750
		48 x 40	UMSLBW4840	☐	☐☐	☐☐☐	☐☐	☐☐☐☐	☐☐☐☐	66.6#	825
		54 x 40	UMSLBW5440	☐	☐☐	☐☐☐	☐☐	☐☐☐☐	☐☐☐☐	72.6#	924
		60 x 40	UMSLBW6040	☐	☐☐	☐☐☐	☐☐	☐☐☐☐	☐☐☐☐	78.7#	1078
UMSL		72 x 40	UMSLBW7240	☐	☐☐	☐☐☐	☐☐	☐☐☐☐	☐☐☐☐	98.5#	1322
	Monolithic Steel Panel - 48"H	24 x 48	UMSLBW2448	☐	☐☐	☐☐☐	☐☐	☐☐☐☐	☐☐☐☐	47.3#	$ 672
UMSL		30 x 48	UMSLBW3048	☐	☐☐	☐☐☐	☐☐	☐☐☐☐	☐☐☐☐	54.2#	721
		36 x 48	UMSLBW3648	☐	☐☐	☐☐☐	☐☐	☐☐☐☐	☐☐☐☐	61.1#	780
	Monolithic Steel Panel - 56"H	24 x 56	UMSLBW2456	☐	☐☐	☐☐☐	☐☐	☐☐☐☐	☐☐☐☐	52.4#	$ 701
UMSL		30 x 56	UMSLBW3056	☐	☐☐	☐☐☐	☐☐	☐☐☐☐	☐☐☐☐	60.2#	781
		36 x 56	UMSLBW3656	☐	☐☐	☐☐☐	☐☐	☐☐☐☐	☐☐☐☐	67.9#	837
	Monolithic Steel Panel - 64"H	24 x 64	UMSLBW2464	☐	☐☐	☐☐☐	☐☐	☐☐☐☐	☐☐☐☐	57.6#	$ 831
UMSL		30 x 64	UMSLBW3064	☐	☐☐	☐☐☐	☐☐	☐☐☐☐	☐☐☐☐	66.1#	911
		36 x 64	UMSLBW3664	☐	☐☐	☐☐☐	☐☐	☐☐☐☐	☐☐☐☐	74.6#	972

Ⓐ Ⓑ Ⓒ Ⓓ Ⓔ Ⓕ Ⓖ

HOW TO ORDER

Indicate the following information on order form:
1. Quantity of each item.
2. Model number, including options. See "How To Build a Model Number".
3. Any special service required.

Note: • The ☐ indicates that a choice is required.
- The absence of the ☐ indicates that no choice is required.
- Alpha-numeric characters in place of ☐ indicate that no other alternatives are available.

HOW TO BUILD A MODEL NUMBER

Ⓐ Select basic model.

Ⓑ Select top cap style.

F	- Flat trim (std)
N	- No topcap

Ⓒ Select electrical code.

DP	- Domestic - with cutouts

Ⓓ Select bezel color.
Refer to the **Product Color Options** page in this price list.

Ⓔ Select trim color.
Refer to the **Product Color Options** page in this price list.

Ⓕ Select paint color side 1.
Refer to the **Product Color Options** page in this price list.

Ⓖ Select paint color side 2.
Refer to the **Product Color Options** page in this price list.

SPECIAL SERVICES

Special Carton Marking

With specially marked information	N/C

Shipping

Ships **knocked down, FOB Manitowoc, WI 54220, freight prepaid.** Freight class 70.

Specifications and prices are subject to change without prior notice.

Preconfigured Monolithic Steel Panels (Beltway Power)

Tile-to-Floor One Side; Standard Base Raceway One Side

Preconfigured Monolithic Steel Panels (Beltway Power)
Tile-to-Floor One Side; Standard Base Raceway One Side

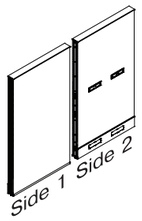

UMST

	MODEL	W x H	MODEL NUMBER: Basic Model	Top Cap Style	Electrical Code	Bezel Color	Trim Color	Paint Color Side 1	Paint Color Side 2	Approx. Packaged Weight	Delivered Pricing
	Monolithic Steel Panel - 40"H • Side 1: tile-to-floor base does not accept cable distribution at base or beltway • Side 2: standard base raceway and above-worksurface beltway power accept cable distribution • Includes monolithic steel tiles with mounting bars for both sides • Panel assembly includes frame, trim, and panel-to-panel connectors • Trim is metal and includes top cap, bottom trim channel, and base raceway • Side 1 and side 2 finishes are specified separately • Side 2: 30-72" wide tiles feature two base knockouts and two beltway power knockouts with bezels • Side 2: 24" wide tiles feature one base power knockout and one beltway knock-out with bezel • 72" wide panels feature split tiles • Electrical components are specified separately	24 x 40	UMSTBW2440	☐	☐☐	☐☐☐	☐☐	☐☐☐☐	☐☐☐☐	44.0#	$ 602
		30 x 40	UMSTBW3040	☐	☐☐	☐☐☐	☐☐	☐☐☐☐	☐☐☐☐	50.6#	668
		36 x 40	UMSTBW3640	☐	☐☐	☐☐☐	☐☐	☐☐☐☐	☐☐☐☐	57.2#	721
		42 x 40	UMSTBW4240	☐	☐☐	☐☐☐	☐☐	☐☐☐☐	☐☐☐☐	63.9#	750
		48 x 40	UMSTBW4840	☐	☐☐	☐☐☐	☐☐	☐☐☐☐	☐☐☐☐	70.6#	825
		54 x 40	UMSTBW5440	☐	☐☐	☐☐☐	☐☐	☐☐☐☐	☐☐☐☐	77.2#	924
		60 x 40	UMSTBW6040	☐	☐☐	☐☐☐	☐☐	☐☐☐☐	☐☐☐☐	83.9#	1078
		72 x 40	UMSTBW7240	☐	☐☐	☐☐☐	☐☐	☐☐☐☐	☐☐☐☐	104.8#	1322
	Monolithic Steel Panel - 48"H	24 x 48	UMSTBW2448	☐	☐☐	☐☐☐	☐☐	☐☐☐☐	☐☐☐☐	49.1#	$ 672
UMST		30 x 48	UMSTBW3048	☐	☐☐	☐☐☐	☐☐	☐☐☐☐	☐☐☐☐	56.5#	721
		36 x 48	UMSTBW3648	☐	☐☐	☐☐☐	☐☐	☐☐☐☐	☐☐☐☐	64.0#	780
	Monolithic Steel Panel - 56"H	24 x 56	UMSTBW2456	☐	☐☐	☐☐☐	☐☐	☐☐☐☐	☐☐☐☐	54.3#	$ 701
UMST		30 x 56	UMSTBW3056	☐	☐☐	☐☐☐	☐☐	☐☐☐☐	☐☐☐☐	62.5#	781
		36 x 56	UMSTBW3656	☐	☐☐	☐☐☐	☐☐	☐☐☐☐	☐☐☐☐	70.8#	837
	Monolithic Steel Panel - 64"H	24 x 64	UMSTBW2464	☐	☐☐	☐☐☐	☐☐	☐☐☐☐	☐☐☐☐	59.4#	$ 831
UMST		30 x 64	UMSTBW3064	☐	☐☐	☐☐☐	☐☐	☐☐☐☐	☐☐☐☐	68.5#	911
		36 x 64	UMSTBW3664	☐	☐☐	☐☐☐	☐☐	☐☐☐☐	☐☐☐☐	77.6#	972
				Ⓐ	Ⓑ	Ⓒ	Ⓓ	Ⓔ	Ⓕ	Ⓖ	

HOW TO ORDER

Indicate the following information on order form:
1. Quantity of each item.
2. Model number, including options. See "How To Build a Model Number".
3. Any special service required.

Note: • The ☐ indicates that a choice is required.
- The absence of the ☐ indicates that no choice is required.
- Alpha-numeric characters in place of ☐ indicate that no other alternatives are available.

HOW TO BUILD A MODEL NUMBER

Ⓐ Select basic model.

Ⓑ Select top cap style.

F	- Flat trim (std)
N	- No topcap

Ⓒ Select electrical code.

DP	- Domestic - with cutouts

Ⓓ Select bezel color.
Refer to the **Product Color Options** page in this price list.

Ⓔ Select trim color.
Refer to the **Product Color Options** page in this price list.

Ⓕ Select paint color side 1.
Refer to the **Product Color Options** page in this price list.

Ⓖ Select paint color side 2.
Refer to the **Product Color Options** page in this price list.

SPECIAL SERVICES

Special Carton Marking

With specially marked information	N/C

Shipping

Ships **knocked down, FOB Manitowoc, WI 54220, freight prepaid.** Freight class 70.

Specifications and prices are subject to change without prior notice.

Preconfigured Monolithic Open Panels
Standard Base Raceway

Preconfigured Monolithic Open Panels
Standard Base Raceway

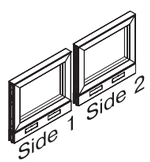

UMOR

MODEL	W x H	MODEL NUMBER: Basic Model (A)	Top Cap Style (B)	Electrical Code (C)	Trim Color (D)	Approx. Packaged Weight	Delivered Pricing
Monolithic Open Panel - 32"H • Standard base raceway on both sides accepts power and data cable distribution • Aluminum powder coated open frame allows pass-through accessibility range of 8" to 29" from floor • Panel assembly includes frame, trim, and panel-to-panel connecting hardware • Trim is metal and includes top cap, bottom trim channel, and base raceway and open frame • 30-60" wide panels feature two power knockouts per side • 24" wide panels feature one power knockout per side • Electrical components are specified separately	24 x 32	UMOR2432	☐	☐☐	☐☐	39.0#	$ 737
	30 x 32	UMOR3032	☐	☐☐	☐☐	45.0#	799
	36 x 32	UMOR3632	☐	☐☐	☐☐	51.0#	828
	42 x 32	UMOR4232	☐	☐☐	☐☐	57.0#	917
	48 x 32	UMOR4832	☐	☐☐	☐☐	64.0#	947
	54 x 32	UMOR5432	☐	☐☐	☐☐	68.0#	1024
	60 x 32	UMOR6032	☐	☐☐	☐☐	76.0#	1161
			Ⓑ	Ⓒ	Ⓓ		

HOW TO ORDER

Indicate the following information on order form:
1. Quantity of each item.
2. Model number, including options. See "How To Build a Model Number".
3. Any special service required.

Note: • The ☐ indicates that a choice is required.
• The absence of the ☐ indicates that no choice is required.
• Alpha-numeric characters in place of ☐ indicate that no other alternatives are available.

HOW TO BUILD A MODEL NUMBER

Ⓐ Select basic model.

Ⓑ Select top cap style.

F	- Flat trim (std)
N	- No topcap

Ⓒ Select electrical code.

CP	- Chicago, 2 sides w/cutouts
DN	- Domestic, no cutouts
DP	- Domestic - with cutouts
C1	- Chicago, 1 side w/cutouts
D1	- Domestic, 1 side w/cutouts

Ⓓ Select trim color.
Refer to the **Product Color Options** page in this price list.

SPECIAL SERVICES

Special Carton Marking

With specially marked information	N/C

Shipping
Ships **knocked down, FOB Manitowoc, WI 54220, freight prepaid.** Freight class 70.

Specifications and prices are subject to change without prior notice.

Preconfigured Monolithic Open Panels
Elevated Base

Preconfigured Monolithic Open Panels
Elevated Base

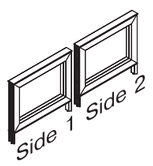

UMOL

MODEL	W x H	MODEL NUMBER Basic Model (A)	Top Cap Style (B)	Trim Color (C)	Approx. Packaged Weight	Delivered Pricing
Monolithic Open Panel - 32"H • Elevated base is non-powered and does not accept cable distribution • Features powder coated aluminum frame • Open frame allows pass-through accessibility range of 8" to 29" from floor • Panel assembly includes frame, trim, and panel-to-panel connecting hardware • Trim is metal and includes top cap, bottom trim channel, and base raceway and open frame	24 x 32	UMOL2432	☐	☐☐	37.0#	$ 711
	30 x 32	UMOL3032	☐	☐☐	42.0#	771
	36 x 32	UMOL3632	☐	☐☐	47.0#	796
	42 x 32	UMOL4232	☐	☐☐	53.0#	878
	48 x 32	UMOL4832	☐	☐☐	58.0#	903
	54 x 32	UMOL5432	☐	☐☐	70.0#	964
	60 x 32	UMOL6032	☐	☐☐	68.0#	1084

HOW TO ORDER

Indicate the following information on order form:
1. Quantity of each item.
2. Model number, including options. See "How To Build a Model Number".
3. Any special service required.

Note: • The ☐ indicates that a choice is required.
• The absence of the ☐ indicates that no choice is required.
• Alpha-numeric characters in place of ☐ indicate that no other alternatives are available.

HOW TO BUILD A MODEL NUMBER

A Select basic model.

B Select top cap style.

F	- Flat trim (std)
N	- No topcap

C Select trim color.
Refer to the **Product Color Options** page in this price list.

SPECIAL SERVICES

Special Carton Marking

With specially marked information	N/C

Shipping

Ships **knocked down, FOB Manitowoc, WI 54220, freight prepaid.** Freight class 70.

Specifications and prices are subject to change without prior notice.

Preconfigured Segmented Fabric Panel

Standard Base Raceway

Preconfigured Segmented Fabric Panel

Standard Base Raceway

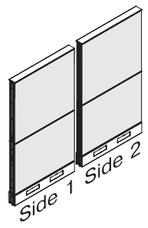

USFR

MODEL	W x H	MODEL NUMBER: Basic Model	Top Cap Style (A)	Electrical Code (B)	Trim Color (C)	Fabric Side 1 (D)	Fabric Side 2 (E)	Approx. Packaged Weight	Delivered Pricing Fabric Grade 1 & C.O.M.	Delivered Pricing Fabric Grade 2	Delivered Pricing Fabric Grade 3 & Pallas Vertical Fabric Grade PV	Delivered Pricing Pallas Vertical Fabric Grade PV1	Delivered Pricing Pallas Vertical Fabric Grade PV2
Segmented Fabric Panel - 40"H • Includes upper and lower segmented fabric tiles for both sides • Upper and lower segments must be identically specified • Standard base raceway on both sides accepts power and data cable distribution • Panel assembly includes frame, trim, and panel-to-panel connectors • Trim is metal and includes top cap, bottom trim channel, base raceway, and segment channel • Side 1 and side 2 finishes are specified separately • 30-72" wide panels feature two power knockouts per side • 24" wide panels feature one power knockout per side • 72" wide panels feature split tiles • Electrical components are specified separately	24 x 40	USFR2440	□	□□	□□	□□□□	□□□□	39.0#	$ 547	$ 571	$ 590	$ 607	$ 648
	30 x 40	USFR3040	□	□□	□□	□□□□	□□□□	44.4#	620	649	670	689	733
	36 x 40	USFR3640	□	□□	□□	□□□□	□□□□	50.0#	672	703	727	746	796
	42 x 40	USFR4240	□	□□	□□	□□□□	□□□□	55.6#	734	771	796	816	870
	48 x 40	USFR4840	□	□□	□□	□□□□	□□□□	61.2#	758	791	823	840	897
	54 x 40	USFR5440	□	□□	□□	□□□□	□□□□	66.7#	812	849	880	900	961
	60 x 40	USFR6040	□	□□	□□	□□□□	□□□□	72.3#	915	956	989	1013	1082
	72 x 40	USFR7240	□	□□	□□	□□□□	□□□□	88.5#	1224	1282	1329	1360	1449
Segmented Fabric Panel - 48"H	24 x 48	USFR2448	□	□□	□□	□□□□	□□□□	44.3#	$ 592	$ 620	$ 642	$ 656	$ 699
	30 x 48	USFR3048	□	□□	□□	□□□□	□□□□	50.3#	664	696	721	738	788
	36 x 48	USFR3648	□	□□	□□	□□□□	□□□□	56.4#	727	760	785	805	861
	42 x 48	USFR4248	□	□□	□□	□□□□	□□□□	62.5#	811	849	879	900	959
	48 x 48	USFR4848	□	□□	□□	□□□□	□□□□	68.6#	831	870	900	923	985
	54 x 48	USFR5448	□	□□	□□	□□□□	□□□□	74.7#	884	925	957	981	1048
	60 x 48	USFR6048	□	□□	□□	□□□□	□□□□	80.8#	989	1036	1071	1100	1172
	72 x 48	USFR7248	□	□□	□□	□□□□	□□□□	99.3#	1330	1389	1438	1475	1572
Segmented Fabric Panel - 56"H	24 x 56	USFR2456	□	□□	□□	□□□□	□□□□	48.6#	$ 622	$ 650	$ 672	$ 690	$ 734
	30 x 56	USFR3056	□	□□	□□	□□□□	□□□□	55.2#	710	745	771	789	840
	36 x 56	USFR3656	□	□□	□□	□□□□	□□□□	61.8#	782	816	845	866	924
	42 x 56	USFR4256	□	□□	□□	□□□□	□□□□	68.5#	877	916	946	974	1037
	48 x 56	USFR4856	□	□□	□□	□□□□	□□□□	75.1#	897	937	974	996	1060
	54 x 56	USFR5456	□	□□	□□	□□□□	□□□□	81.7#	928	972	1007	1032	1100
	60 x 56	USFR6056	□	□□	□□	□□□□	□□□□	88.3#	1014	1062	1100	1128	1203
	72 x 56	USFR7256	□	□□	□□	□□□□	□□□□	109.1#	1428	1493	1544	1584	1691
			Ⓐ	Ⓑ	Ⓒ	Ⓓ	Ⓔ	Ⓕ					

HOW TO ORDER

Indicate the following information on order form:
1. Quantity of each item.
2. Model number, including options. See "How To Build a Model Number".
3. Any special service required.

Note:
- The □ indicates that a choice is required.
- The absence of the □ indicates that no choice is required.
- Alpha-numeric characters in place of □ indicate that no other alternatives are available.

HOW TO BUILD A MODEL NUMBER

Ⓐ Select basic model.

Ⓑ Select top cap style.

F	- Flat trim (std)
N	- No topcap

Ⓒ Select electrical code.

CP	- Chicago, 2 sides w/cutouts
DN	- Domestic, no cutouts
DP	- Domestic - with cutouts
C1	- Chicago, 1 side w/cutouts
D1	- Domestic, 1 side w/cutouts

Ⓓ Select trim color.
Refer to the **Product Color Options** page in this price list.

Ⓔ Select fabric side 1.
Refer to **ki.com/fabrics**

Ⓕ Select fabric side 2.
Refer to **ki.com/fabrics**

UPHOLSTERY INFORMATION

Fabric Mixing

If fabric is ordered from one group on side 1 and another group on side 2, calculate list price using the following method:

Example:
-Grade 2 Fabric
-Grade 1 Fabric
———————
Upcharge

Upcharge/2 = Cost for one side

Grade 1 Fabric
+Cost for one side
———————
Combined list price

Fabric Disclaimer

Fabric will be applied as swatched by the fabric manufacturer. Fabric that is required to be applied differently than is swatched will need a Product Modification Request written specifying the direction the fabric is to be applied.

SPECIAL SERVICES

Special Carton Marking

With specially marked information N/C

Shipping

Ships **knocked down, FOB Manitowoc, WI 54220, freight prepaid.** Freight class 70.

Specifications and prices are subject to change without prior notice.

Preconfigured Segmented Fabric Panel

Standard Base Raceway

Preconfigured Segmented Fabric Panel

Standard Base Raceway

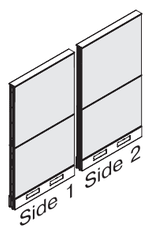

USFR

MODEL	W x H	MODEL NUMBER: Basic Model	Top Cap Style (B)	Electrical Code (C)	Trim Color (D)	Fabric Side 1 (E)	Fabric Side 2 (F)	Approx. Packaged Weight	Delivered Pricing Fabric Grade 1 & C.O.M.	Delivered Pricing Fabric Grade 2	Delivered Pricing Fabric Grade 3 & Pallas Vertical Fabric Grade PV	Delivered Pricing Pallas Vertical Fabric Grade PV1	Delivered Pricing Pallas Vertical Fabric Grade PV2
Segmented Fabric Panel - 64"H • Includes upper and lower segmented fabric tiles for both sides • Upper and lower segments must be identically specified • Standard base raceway on both sides accepts power and data cable distribution • Panel assembly includes frame, trim, and panel-to-panel connectors • Trim is metal and includes top cap, bottom trim channel, base raceway, and segment channel • Side 1 and side 2 finishes are specified separately • 30-72" wide panels feature two power knockouts per side • 24" wide panels feature one power knockout per side • 72" wide panels feature split tiles • Electrical components are specified separately	24 x 64	USFR2464	☐	☐☐	☐☐	☐☐☐☐	☐☐☐☐	53.0#	$ 668	$ 701	$ 725	$ 745	$ 791
	30 x 64	USFR3064	☐	☐☐	☐☐	☐☐☐☐	☐☐☐☐	60.0#	790	827	856	878	936
	36 x 64	USFR3664	☐	☐☐	☐☐	☐☐☐☐	☐☐☐☐	67.2#	881	922	952	978	1042
	42x 64	USFR4264	☐	☐☐	☐☐	☐☐☐☐	☐☐☐☐	74.4#	937	981	1014	1041	1110
	48 x 64	USFR4864	☐	☐☐	☐☐	☐☐☐☐	☐☐☐☐	81.5#	971	1012	1051	1075	1147
	54 x 64	USFR5464	☐	☐☐	☐☐	☐☐☐☐	☐☐☐☐	88.6#	1021	1066	1103	1132	1207
	60 x 64	USFR6064	☐	☐☐	☐☐	☐☐☐☐	☐☐☐☐	95.8#	1131	1183	1223	1255	1338
	72 x 64	USFR7264	☐	☐☐	☐☐	☐☐☐☐	☐☐☐☐	118.9#	1634	1708	1769	1813	1934

Ⓐ Ⓑ Ⓒ Ⓓ Ⓔ Ⓕ

HOW TO ORDER

Indicate the following information on order form:
1. Quantity of each item.
2. Model number, including options. See "How To Build a Model Number".
3. Any special service required.

Note: • The ☐ indicates that a choice is required.
- The absence of the ☐ indicates that no choice is required.
- Alpha-numeric characters in place of ☐ indicate that no other alternatives are available.

HOW TO BUILD A MODEL NUMBER

Ⓐ Select basic model.

Ⓑ Select top cap style.

F	- Flat trim (std)
N	- No topcap

Ⓒ Select electrical code.

CP	- Chicago, 2 sides w/cutouts
DN	- Domestic, no cutouts
DP	- Domestic - with cutouts
C1	- Chicago, 1 side w/cutouts
D1	- Domestic, 1 side w/cutouts

Ⓓ Select trim color.
Refer to the **Product Color Options** page in this price list.

Ⓔ Select fabric side 1.
Refer to **ki.com/fabrics**

Ⓕ Select fabric side 2.
Refer to **ki.com/fabrics**

UPHOLSTERY INFORMATION

Fabric Mixing

If fabric is ordered from one group on side 1 and another group on side 2, calculate list price using the following method:

Example:
-Grade 2 Fabric
-Grade 1 Fabric
———————
Upcharge

Upcharge/2 = Cost for one side

Grade 1 Fabric
+Cost for one side
———————
Combined list price

Fabric Disclaimer

Fabric will be applied as swatched by the fabric manufacturer. Fabric that is required to be applied differently than is swatched will need a Product Modification Request written specifying the direction the fabric is to be applied.

SPECIAL SERVICES

Special Carton Marking

With specially marked information	N/C

Shipping

Ships **knocked down, FOB Manitowoc, WI 54220, freight prepaid.** Freight class 70.

Specifications and prices are subject to change without prior notice.

Preconfigured Segmented Fabric Panel

Elevated Base

Preconfigured Segmented Fabric Panel

Elevated Base

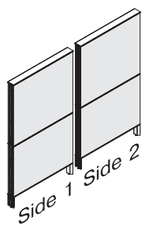

USFL

	MODEL	W x H	MODEL NUMBER: Basic Model	Top Cap Style	Trim Color	Fabric Side 1	Fabric Side 2	Approx. Packaged Weight	Delivered Pricing Fabric Grade 1 & C.O.M.	Delivered Pricing Fabric Grade 2	Delivered Pricing Fabric Grade 3 & Pallas Vertical Fabric Grade PV	Delivered Pricing Pallas Vertical Fabric Grade PV1	Delivered Pricing Pallas Vertical Fabric Grade PV2
	Segmented Fabric Panel - 40"H • Includes segmented fabric tiles for both sides • Upper and lower segments must be identically specified • Elevated base does not accept cable distribution • Panel assembly includes frame, trim, and panel-to-panel connectors • Trim is metal and includes top cap, bottom trim channel, and foot shroud • Side 1 and side 2 finishes are specified separately • 72" wide panels feature split tiles	24 x 40	USFL2440	☐	☐☐	☐☐☐☐	☐☐☐☐	36.7#	$ 547	$ 571	$ 590	$ 607	$ 648
		30 x 40	USFL3040	☐	☐☐	☐☐☐☐	☐☐☐☐	41.5#	620	649	670	689	733
		36 x 40	USFL3640	☐	☐☐	☐☐☐☐	☐☐☐☐	63.4#	672	703	727	746	796
		42 x 40	USFL4240	☐	☐☐	☐☐☐☐	☐☐☐☐	51.1#	734	771	796	816	870
		48 x 40	USFL4840	☐	☐☐	☐☐☐☐	☐☐☐☐	63.3#	758	791	823	840	897
		54 x 40	USFL5440	☐	☐☐	☐☐☐☐	☐☐☐☐	64.3#	812	849	880	900	961
		60 x 40	USFL6040	☐	☐☐	☐☐☐☐	☐☐☐☐	65.3#	915	956	989	1013	1082
		72 x 40	USFL7240	☐	☐☐	☐☐☐☐	☐☐☐☐	79.7#	1224	1282	1329	1360	1449
USFL	**Segmented Fabric Panel - 48"H**	24 x 48	USFL2448	☐	☐☐	☐☐☐☐	☐☐☐☐	42.1#	$ 592	$ 620	$ 642	$ 656	$ 699
		30 x 48	USFL3048	☐	☐☐	☐☐☐☐	☐☐☐☐	47.3#	664	696	721	738	788
		36 x 48	USFL3648	☐	☐☐	☐☐☐☐	☐☐☐☐	69.8#	727	760	785	805	861
		42 x 48	USFL4248	☐	☐☐	☐☐☐☐	☐☐☐☐	58.0#	811	849	879	900	959
		48 x 48	USFL4848	☐	☐☐	☐☐☐☐	☐☐☐☐	63.3#	831	870	900	923	985
		54 x 48	USFL5448	☐	☐☐	☐☐☐☐	☐☐☐☐	68.5#	884	925	957	981	1048
		60 x 48	USFL6048	☐	☐☐	☐☐☐☐	☐☐☐☐	73.8#	989	1036	1071	1100	1172
		72 x 48	USFL7248	☐	☐☐	☐☐☐☐	☐☐☐☐	90.7#	1330	1389	1438	1475	1572
USFL	**Segmented Fabric Panel - 56"H**	24 x 56	USFL2456	☐	☐☐	☐☐☐☐	☐☐☐☐	46.4#	$ 622	$ 650	$ 672	$ 690	$ 734
		30 x 56	USFL3056	☐	☐☐	☐☐☐☐	☐☐☐☐	52.2#	710	745	771	789	840
		36 x 56	USFL3656	☐	☐☐	☐☐☐☐	☐☐☐☐	58.0#	782	816	845	866	924
		42 x 56	USFL4256	☐	☐☐	☐☐☐☐	☐☐☐☐	63.9#	877	916	946	974	1037
		48 x 56	USFL4856	☐	☐☐	☐☐☐☐	☐☐☐☐	69.7#	897	937	974	996	1060
		54 x 56	USFL5456	☐	☐☐	☐☐☐☐	☐☐☐☐	75.5#	928	972	1007	1032	1100
		60 x 56	USFL6056	☐	☐☐	☐☐☐☐	☐☐☐☐	81.3#	1014	1062	1100	1128	1203
		72 x 56	USFL7256	☐	☐☐	☐☐☐☐	☐☐☐☐	100.5#	1428	1493	1544	1584	1691
				Ⓐ	Ⓑ	Ⓒ	Ⓓ	Ⓔ					

HOW TO ORDER

Indicate the following information on order form:
1. Quantity of each item.
2. Model number, including options. See "How To Build a Model Number".
3. Any special service required.

Note: • The ☐ indicates that a choice is required.
- The absence of the ☐ indicates that no choice is required.
- Alpha-numeric characters in place of ☐ indicate that no other alternatives are available.

HOW TO BUILD A MODEL NUMBER

Ⓐ Select basic model.

Ⓑ Select top cap style.

F	- Flat trim (std)
N	- No topcap

Ⓒ Select trim color.
Refer to the **Product Color Options** page in this price list.

Ⓓ Select fabric side 1.
Refer to **ki.com/fabrics**

Ⓔ Select fabric side 2.
Refer to **ki.com/fabrics**

UPHOLSTERY INFORMATION

Fabric Mixing

If fabric is ordered from one group on side 1 and another group on side 2, calculate list price using the following method:

Example:
-Grade 2 Fabric
-Grade 1 Fabric
———————
Upcharge

Upcharge/2 = Cost for one side

Grade 1 Fabric
+Cost for one side
———————
Combined list price

Fabric Disclaimer

Fabric will be applied as swatched by the fabric manufacturer. Fabric that is required to be applied differently than is swatched will need a Product Modification Request written specifying the direction the fabric is to be applied.

SPECIAL SERVICES

Special Carton Marking

With specially marked information N/C

Shipping

Ships **knocked down, FOB Manitowoc, WI 54220, freight prepaid.** Freight class 70.

Specifications and prices are subject to change without prior notice.

Preconfigured Segmented Fabric Panel

Elevated Base

Preconfigured Segmented Fabric Panel

Elevated Base

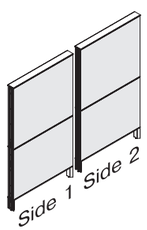

USFL

MODEL	W x H	MODEL NUMBER: Basic Model	Top Cap Style	Trim Color	Fabric Side 1	Fabric Side 2	Approx. Packaged Weight	Delivered Pricing Fabric Grade 1 & C.O.M.	Delivered Pricing Fabric Grade 2	Delivered Pricing Fabric Grade 3 & Pallas Vertical Fabric Grade PV	Delivered Pricing Pallas Vertical Fabric Grade PV1	Delivered Pricing Pallas Vertical Fabric Grade PV2
Segmented Fabric Panel - 64"H • Includes segmented fabric tiles for both sides • Upper and lower segments must be identically specified • Elevated base does not accept cable distribution • Panel assembly includes frame, trim, and panel-to-panel connectors • Trim is metal and includes top cap, bottom trim channel, and foot shroud • Side 1 and side 2 finishes are specified separately • 72" wide panels feature split tiles	24 x 64	USFL2464	☐	☐☐	☐☐☐☐	☐☐☐☐	50.7#	$ 668	$ 701	$ 725	$ 745	$ 791
	30 x 64	USFL3064	☐	☐☐	☐☐☐☐	☐☐☐☐	57.1#	790	827	856	878	936
	36 x 64	USFL3664	☐	☐☐	☐☐☐☐	☐☐☐☐	63.4#	881	922	952	978	1042
	42x 64	USFL4264	☐	☐☐	☐☐☐☐	☐☐☐☐	69.8#	937	981	1014	1041	1110
	48 x 64	USFL4864	☐	☐☐	☐☐☐☐	☐☐☐☐	76.2#	971	1012	1051	1075	1147
	54 x 64	USFL5464	☐	☐☐	☐☐☐☐	☐☐☐☐	82.5#	1021	1066	1103	1132	1207
	60 x 64	USFL6064	☐	☐☐	☐☐☐☐	☐☐☐☐	88.8#	1131	1183	1223	1255	1338
	72 x 64	USFL7264	☐	☐☐	☐☐☐☐	☐☐☐☐	110.3#	1634	1708	1769	1813	1934
			Ⓐ	Ⓑ	Ⓒ	Ⓓ	Ⓔ					

HOW TO ORDER

Indicate the following information on order form:
1. Quantity of each item.
2. Model number, including options. See "How To Build a Model Number".
3. Any special service required.

Note: • The ☐ indicates that a choice is required.
- The absence of the ☐ indicates that no choice is required.
- Alpha-numeric characters in place of ☐ indicate that no other alternatives are available.

HOW TO BUILD A MODEL NUMBER

Ⓐ Select basic model.

Ⓑ Select top cap style.

F	- Flat trim (std)
N	- No topcap

Ⓒ Select trim color.
Refer to the **Product Color Options** page in this price list.

Ⓓ Select fabric side 1.
Refer to **ki.com/fabrics**

Ⓔ Select fabric side 2.
Refer to **ki.com/fabrics**

UPHOLSTERY INFORMATION

Fabric Mixing

If fabric is ordered from one group on side 1 and another group on side 2, calculate list price using the following method:

Example:
-Grade 2 Fabric
-Grade 1 Fabric
———————
Upcharge

Upcharge/2 = Cost for one side

Grade 1 Fabric
+Cost for one side
———————
Combined list price

Fabric Disclaimer

Fabric will be applied as swatched by the fabric manufacturer. Fabric that is required to be applied differently than is swatched will need a Product Modification Request written specifying the direction the fabric is to be applied.

SPECIAL SERVICES

Special Carton Marking

With specially marked information	N/C

Shipping

Ships **knocked down, FOB Manitowoc, WI 54220, freight prepaid.** Freight class 70.

Specifications and prices are subject to change without prior notice.

Preconfigured Segmented Fabric Panel

Tile-to-Floor One Side; Standard Base Raceway One Side

Preconfigured Segmented Fabric Panel

Tile-to-Floor One Side; Standard Base Raceway One Side

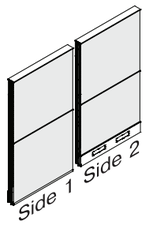

USFT

MODEL	W x H	MODEL NUMBER: Basic Model	Top Cap Style	Electrical Code	Trim Color	Fabric Side 1	Fabric Side 2	Approx. Packaged Weight	Delivered Pricing Fabric Grade 1 & C.O.M.	Delivered Pricing Fabric Grade 2	Delivered Pricing Fabric Grade 3 & Pallas Vertical Fabric Grade PV	Delivered Pricing Pallas Vertical Fabric Grade PV1	Delivered Pricing Pallas Vertical Fabric Grade PV2
Segmented Fabric Panel - 40"H • Side 1: tile-to-floor base does not accept cable distribution • Side 2: standard base raceway accepts power and data cable distribution • Includes segmented fabric tiles for both sides • Upper and lower segments must be identically specified • Panel assembly includes frame, trim, and panel-to-panel connectors • Trim is metal and includes top cap, bottom trim channel, base raceway, and segment channel • Side 1 and side 2 finishes are specified separately • Side 2: 30-72" wide tiles feature two base power knockouts • Side 2: 24" wide tiles feature one power knockout • 72" wide panels feature split tiles • Electrical components are specified separately	24 x 40	USFT2440	☐	☐☐	☐☐	☐☐☐☐	☐☐☐☐	37.9#	$ 547	$ 571	$ 590	$ 607	$ 648
	30 x 40	USFT3040	☐	☐☐	☐☐	☐☐☐☐	☐☐☐☐	43.1#	620	649	670	689	733
	36 x 40	USFT3640	☐	☐☐	☐☐	☐☐☐☐	☐☐☐☐	48.4#	672	703	727	746	796
	42 x 40	USFT4240	☐	☐☐	☐☐	☐☐☐☐	☐☐☐☐	53.7#	734	771	796	816	870
	48 x 40	USFT4840	☐	☐☐	☐☐	☐☐☐☐	☐☐☐☐	59.0#	758	791	823	840	897
	54 x 40	USFT5440	☐	☐☐	☐☐	☐☐☐☐	☐☐☐☐	64.2#	812	849	880	900	961
	60 x 40	USFT6040	☐	☐☐	☐☐	☐☐☐☐	☐☐☐☐	69.5#	915	956	989	1013	1082
	72 x 40	USFT7240	☐	☐☐	☐☐	☐☐☐☐	☐☐☐☐	85.1#	1224	1282	1329	1360	1449
Segmented Fabric Panel - 48"H	24 x 48	USFT2448	☐	☐☐	☐☐	☐☐☐☐	☐☐☐☐	43.2#	$ 592	$ 620	$ 642	$ 656	$ 699
	30 x 48	USFT3048	☐	☐☐	☐☐	☐☐☐☐	☐☐☐☐	49.0#	664	696	721	738	788
	36 x 48	USFT3648	☐	☐☐	☐☐	☐☐☐☐	☐☐☐☐	54.8#	727	760	785	805	861
	42 x 48	USFT4248	☐	☐☐	☐☐	☐☐☐☐	☐☐☐☐	60.6#	811	849	879	900	959
	48 x 48	USFT4848	☐	☐☐	☐☐	☐☐☐☐	☐☐☐☐	66.4#	831	870	900	923	985
	54 x 48	USFT5448	☐	☐☐	☐☐	☐☐☐☐	☐☐☐☐	72.2#	884	925	957	981	1048
	60 x 48	USFT6048	☐	☐☐	☐☐	☐☐☐☐	☐☐☐☐	78.0#	989	1036	1071	1100	1172
	72 x 48	USFT7248	☐	☐☐	☐☐	☐☐☐☐	☐☐☐☐	95.9#	1330	1389	1438	1475	1572
Segmented Fabric Panel - 56"H	24 x 56	USFT2456	☐	☐☐	☐☐	☐☐☐☐	☐☐☐☐	47.6#	$ 622	$ 650	$ 672	$ 690	$ 734
	30 x 56	USFT3056	☐	☐☐	☐☐	☐☐☐☐	☐☐☐☐	53.9#	710	745	771	789	840
	36 x 56	USFT3656	☐	☐☐	☐☐	☐☐☐☐	☐☐☐☐	60.2#	782	816	845	866	924
	42 x 56	USFT4256	☐	☐☐	☐☐	☐☐☐☐	☐☐☐☐	66.6#	877	916	946	974	1037
	48 x 56	USFT4856	☐	☐☐	☐☐	☐☐☐☐	☐☐☐☐	72.9#	897	937	974	996	1060
	54 x 56	USFT5456	☐	☐☐	☐☐	☐☐☐☐	☐☐☐☐	79.2#	928	972	1007	1032	1100
	60 x 56	USFT6056	☐	☐☐	☐☐	☐☐☐☐	☐☐☐☐	85.5#	1014	1062	1100	1128	1203
	72 x 56	USFT7256	☐	☐☐	☐☐	☐☐☐☐	☐☐☐☐	105.7#	1428	1493	1544	1584	1691
			Ⓐ	Ⓑ	Ⓒ	Ⓓ	Ⓔ	Ⓕ					

HOW TO ORDER

Indicate the following information on order form:
1. Quantity of each item.
2. Model number, including options. See "How To Build a Model Number".
3. Any special service required.

Note: • The ☐ indicates that a choice is required.
- The absence of the ☐ indicates that no choice is required.
- Alpha-numeric characters in place of ☐ indicate that no other alternatives are available.

HOW TO BUILD A MODEL NUMBER

Ⓐ Select basic model.

Ⓑ Select top cap style.

F	- Flat trim (std)
N	- No topcap

Ⓒ Select electrical code.

CP	- Chicago - with cutouts
DN	- Domestic, no cutouts
DP	- Domestic - with cutouts

Ⓓ Select trim color.
Refer to the **Product Color Options** page in this price list.

Ⓔ Select fabric side 1.
Refer to **ki.com/fabrics**

Ⓕ Select fabric side 2.
Refer to **ki.com/fabrics**

UPHOLSTERY INFORMATION

Fabric Mixing

If fabric is ordered from one group on side 1 and another group on side 2, calculate list price using the following method:

Example:
-Grade 2 Fabric
-Grade 1 Fabric
———————
Upcharge

Upcharge/2 = Cost for one side

Grade 1 Fabric
+Cost for one side
———————
Combined list price

Fabric Disclaimer

Fabric will be applied as swatched by the fabric manufacturer. Fabric that is required to be applied differently than is swatched will need a Product Modification Request written specifying the direction the fabric is to be applied.

SPECIAL SERVICES

Special Carton Marking

With specially marked information N/C

Shipping

Ships **knocked down, FOB Manitowoc, WI 54220, freight prepaid.** Freight class 70.

Specifications and prices are subject to change without prior notice.

Preconfigured Segmented Fabric Panel

Tile-to-Floor One Side; Standard Base Raceway One Side

Preconfigured Segmented Fabric Panel

Tile-to-Floor One Side; Standard Base Raceway One Side

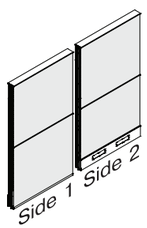

USFT

MODEL	W x H	MODEL NUMBER: Basic Model (A)	Top Cap Style (B)	Electrical Code (C)	Trim Color (D)	Fabric Side 1 (E)	Fabric Side 2 (F)	Approx. Packaged Weight	Delivered Pricing Fabric Grade 1 & C.O.M.	Delivered Pricing Fabric Grade 2	Delivered Pricing Fabric Grade 3 & Pallas Vertical Fabric Grade PV	Delivered Pricing Pallas Vertical Fabric Grade PV1	Delivered Pricing Pallas Vertical Fabric Grade PV2
Segmented Fabric Panel - 64"H • Side 1: tile-to-floor base does not accept cable distribution • Side 2: standard base raceway accepts power and data cable distribution • Includes segmented fabric tiles for both sides • Upper and lower segments must be identically specified • Panel assembly includes frame, trim, and panel-to-panel connectors • Trim is metal and includes top cap, bottom trim channel, base raceway, and segment channel • Side 1 and side 2 finishes are specified separately • Side 2: 30-72" wide tiles feature two base power knockouts • Side 2: 24" wide tiles feature one power knockout • 72" wide panels feature split tiles • Electrical components are specified separately	24 x 64	USFT2464	☐	☐☐	☐☐	☐☐☐☐	☐☐☐☐	51.9#	$ 668	$ 701	$ 725	$ 745	$ 791
	30 x 64	USFT3064	☐	☐☐	☐☐	☐☐☐☐	☐☐☐☐	58.7#	790	827	856	878	936
	36 x 64	USFT3664	☐	☐☐	☐☐	☐☐☐☐	☐☐☐☐	65.6#	881	922	952	978	1042
	42x 64	USFT4264	☐	☐☐	☐☐	☐☐☐☐	☐☐☐☐	72.5#	937	981	1014	1041	1110
	48 x 64	USFT4864	☐	☐☐	☐☐	☐☐☐☐	☐☐☐☐	79.3#	971	1012	1051	1075	1147
	54 x 64	USFT5464	☐	☐☐	☐☐	☐☐☐☐	☐☐☐☐	86.1#	1021	1066	1103	1132	1207
	60 x 64	USFT6064	☐	☐☐	☐☐	☐☐☐☐	☐☐☐☐	93.0#	1131	1183	1223	1255	1338
	72 x 64	USFT7264	☐	☐☐	☐☐	☐☐☐☐	☐☐☐☐	115.5#	1634	1708	1769	1813	1934

Ⓐ Ⓑ Ⓒ Ⓓ Ⓔ Ⓕ

HOW TO ORDER

Indicate the following information on order form:
1. Quantity of each item.
2. Model number, including options. See "How To Build a Model Number".
3. Any special service required.

Note: • The ☐ indicates that a choice is required.
- The absence of the ☐ indicates that no choice is required.
- Alpha-numeric characters in place of ☐ indicate that no other alternatives are available.

HOW TO BUILD A MODEL NUMBER

Ⓐ Select basic model.

Ⓑ Select top cap style.

F	- Flat trim (std)
N	- No topcap

Ⓒ Select electrical code.

CP	- Chicago - with cutouts
DN	- Domestic, no cutouts
DP	- Domestic - with cutouts

Ⓓ Select trim color.
Refer to the **Product Color Options** page in this price list.

Ⓔ Select fabric side 1.
Refer to **ki.com/fabrics**

Ⓕ Select fabric side 2.
Refer to **ki.com/fabrics**

UPHOLSTERY INFORMATION

Fabric Mixing

If fabric is ordered from one group on side 1 and another group on side 2, calculate list price using the following method:

Example:
-Grade 2 Fabric
-Grade 1 Fabric
———————
Upcharge

Upcharge/2 = Cost for one side

Grade 1 Fabric
+Cost for one side
———————
Combined list price

Fabric Disclaimer

Fabric will be applied as swatched by the fabric manufacturer. Fabric that is required to be applied differently than is swatched will need a Product Modification Request written specifying the direction the fabric is to be applied.

SPECIAL SERVICES

Special Carton Marking

With specially marked information	N/C

Shipping

Ships **knocked down, FOB Manitowoc, WI 54220, freight prepaid.** Freight class 70.

Specifications and prices are subject to change without prior notice.

Preconfigured Segmented Fabric Panel w/Beltway Power

Standard Base Raceway

Preconfigured Segmented Fabric Panel w/Beltway Power

Standard Base Raceway

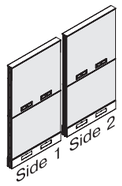

USFR

- Includes fabric tiles for both sides
- Upper and lower segments must be identically specified
- Standard base raceway on both sides accepts power and data cable distribution
- Above worksurface beltway accepts power and data cable distribution
- Panel assembly includes frame, trim, and panel-to-panel connectors
- Trim is metal and includes top cap, bottom trim channel, base raceway, and segment channel
- Side 1/side 2 finishes specified separately
- 30-72" wide panels each feature two power knockouts at base and two knockouts with bezels at beltway per side
- 24" wide panels each feature one power knockout and one knockout with bezel at beltway per side
- 72" wide panels feature split tiles
- Electrical components are specified separately

MODEL	W x H	MODEL NUMBER: Basic Model	Top Cap Style	Electrical Code	Bezel Color	Trim Color	Fabric Side 1	Fabric Side 2	Approx. Packaged Weight	Delivered Pricing Fabric Grade 1 & C.O.M.	Delivered Pricing Fabric Grade 2	Delivered Pricing Fabric Grade 3 & Pallas Vertical Fabric Grade PV	Delivered Pricing Pallas Vertical Fabric Grade PV1	Delivered Pricing Pallas Vertical Fabric Grade PV2
Segmented Fabric Panel - 40"H	24 x 40	USFRBW2440	□	□□	□□□	□□	□□□□	□□□□	39.0#	$ 569	$ 594	$ 615	$ 630	$ 672
	30 x 40	USFRBW3040	□	□□	□□□	□□	□□□□	□□□□	44.4#	658	691	714	733	782
	36 x 40	USFRBW3640	□	□□	□□□	□□	□□□□	□□□□	50.0#	712	746	772	790	844
	42 x 40	USFRBW4240	□	□□	□□□	□□	□□□□	□□□□	55.6#	776	811	840	862	920
	48 x 40	USFRBW4840	□	□□	□□□	□□	□□□□	□□□□	61.2#	799	836	865	884	945
	54 x 40	USFRBW5440	□	□□	□□□	□□	□□□□	□□□□	66.7#	851	890	923	945	1008
	60 x 40	USFRBW6040	□	□□	□□□	□□	□□□□	□□□□	72.3#	954	998	1035	1058	1129
	72 x 40	USFRBW7240	□	□□	□□□	□□	□□□□	□□□□	88.5#	1305	1364	1411	1449	1544
Segmented Fabric Panel - 48"H	24 x 48	USFRBW2448	□	□□	□□□	□□	□□□□	□□□□	44.3#	$ 609	$ 637	$ 657	$ 679	$ 721
	30 x 48	USFRBW3048	□	□□	□□□	□□	□□□□	□□□□	50.3#	706	738	763	784	837
	36 x 48	USFRBW3648	□	□□	□□□	□□	□□□□	□□□□	56.4#	769	803	829	851	909
	42 x 48	USFRBW4248	□	□□	□□□	□□	□□□□	□□□□	62.5#	851	890	923	945	1009
	48 x 48	USFRBW4848	□	□□	□□□	□□	□□□□	□□□□	68.6#	875	914	945	971	1035
	54 x 48	USFRBW5448	□	□□	□□□	□□	□□□□	□□□□	74.7#	925	968	1002	1027	1093
	60 x 48	USFRBW6048	□	□□	□□□	□□	□□□□	□□□□	80.8#	1035	1080	1118	1147	1222
	72 x 48	USFRBW7248	□	□□	□□□	□□	□□□□	□□□□	99.3#	1408	1475	1525	1563	1667
Segmented Fabric Panel - 56"H	24 x 56	USFRBW2456	□	□□	□□□	□□	□□□□	□□□□	48.6#	$ 645	$ 674	$ 696	$ 714	$ 761
	30 x 56	USFRBW3056	□	□□	□□□	□□	□□□□	□□□□	55.2#	751	785	812	836	888
	36 x 56	USFRBW3656	□	□□	□□□	□□	□□□□	□□□□	61.8#	823	858	888	914	975
	42 x 56	USFRBW4256	□	□□	□□□	□□	□□□□	□□□□	68.5#	917	957	990	1015	1084
	48 x 56	USFRBW4856	□	□□	□□□	□□	□□□□	□□□□	75.1#	937	981	1014	1041	1110
	54 x 56	USFRBW5456	□	□□	□□□	□□	□□□□	□□□□	81.7#	970	1013	1049	1077	1147
	60 x 56	USFRBW6056	□	□□	□□□	□□	□□□□	□□□□	88.3#	1057	1108	1147	1175	1252
	72 x 56	USFRBW7256	□	□□	□□□	□□	□□□□	□□□□	109.1#	1507	1577	1631	1675	1785
			Ⓐ	Ⓑ	Ⓒ	Ⓓ	Ⓔ	Ⓕ	Ⓖ					

HOW TO ORDER

Indicate the following information on order form:
1. Quantity of each item.
2. Model number, including options. See "How To Build a Model Number".
3. Any special service required.

Note: • The □ indicates that a choice is required.
- The absence of the □ indicates that no choice is required.
- Alpha-numeric characters in place of □ indicate that no other alternatives are available.

HOW TO BUILD A MODEL NUMBER

Ⓐ Select basic model.

Ⓑ Select top cap style.

F	- Flat trim (std)
N	- No topcap

Ⓒ Select electrical code.

DP	- Domestic - with cutouts
D1	- Domestic, 1 side w/cutouts

Ⓓ Select bezel color.
Refer to the **Product Color Options** page in this price list.

Ⓔ Select trim color.
Refer to the **Product Color Options** page in this price list.

Ⓕ Select fabric side 1.
Refer to **ki.com/fabrics**

Ⓖ Select fabric side 2.
Refer to **ki.com/fabrics**

UPHOLSTERY INFORMATION

Fabric Mixing

If fabric is ordered from one group on side 1 and another group on side 2, calculate list price using the following method:

Example:
-Grade 2 Fabric
-Grade 1 Fabric
———————
Upcharge

Upcharge/2 = Cost for one side

Grade 1 Fabric
+Cost for one side
———————
Combined list price

Fabric Disclaimer

Fabric will be applied as swatched by the fabric manufacturer. Fabric that is required to be applied differently than is swatched will need a Product Modification Request written specifying the direction the fabric is to be applied.

SPECIAL SERVICES

Special Carton Marking

With specially marked information N/C

Shipping

Ships **knocked down, FOB Manitowoc, WI 54220, freight prepaid.** Freight class 70.

Specifications and prices are subject to change without prior notice.

Preconfigured Segmented Fabric Panel w/Beltway Power

Standard Base Raceway

Preconfigured Segmented Fabric Panel w/Beltway Power

Standard Base Raceway

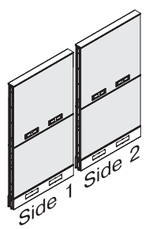

USFR

MODEL	W x H	MODEL NUMBER Basic Model	Top Cap Style	Electrical Code	Bezel Color	Trim Color	Fabric Side 1	Fabric Side 2	Approx. Packaged Weight	Delivered Pricing Fabric Grade 1 & C.O.M.	Delivered Pricing Fabric Grade 2	Delivered Pricing Fabric Grade 3 & Pallas Vertical Fabric Grade PV	Delivered Pricing Pallas Vertical Fabric Grade PV1	Delivered Pricing Pallas Vertical Fabric Grade PV2
Segmented Fabric Panel - 64"H	24 x 64	USFRBW2464	□	□□	□□□	□□	□□□□	□□□□	53.0#	$ 694	$ 725	$ 751	$ 771	$ 823
• Includes segmented fabric tiles for both sides	30 x 64	USFRBW3064	□	□□	□□□	□□	□□□□	□□□□	60.0#	831	870	900	923	983
• Upper and lower segments must be identically specified	36 x 64	USFRBW3664	□	□□	□□□	□□	□□□□	□□□□	67.2#	922	964	998	1023	1090
• Standard base raceway on both sides accepts power and data cable distribution	42x 64	USFRBW4264	□	□□	□□□	□□	□□□□	□□□□	74.4#	980	1023	1058	1087	1158
• Above worksurface beltway accepts power and data cable distribution	48 x 64	USFRBW4864	□	□□	□□□	□□	□□□□	□□□□	81.5#	1011	1057	1093	1122	1199
• Panel assembly includes frame, trim, and panel-to-panel connectors	54 x 64	USFRBW5464	□	□□	□□□	□□	□□□□	□□□□	88.6#	1060	1110	1150	1177	1256
• Trim is metal and includes top cap, bottom trim channel, base raceway, and segment channel	60 x 64	USFRBW6064	□	□□	□□□	□□	□□□□	□□□□	95.8#	1175	1229	1274	1304	1392
• Side 1 and side 2 finishes are specified separately	72 x 64	USFRBW7264	□	□□	□□□	□□	□□□□	□□□□	118.9#	1713	1793	1856	1904	2027
• 30-72" wide panels each feature two power knockouts at base and two knockouts with bezels at beltway per side														
• 24" wide panels each feature one power knockout and one knockout with bezel at beltway per side														
• 72" wide panels feature split tiles														
• Electrical components are specified separately														
			Ⓐ	Ⓑ	Ⓒ	Ⓓ	Ⓔ	Ⓕ	Ⓖ					

HOW TO ORDER

Indicate the following information on order form:
1. Quantity of each item.
2. Model number, including options. See "How To Build a Model Number".
3. Any special service required.

Note: • The □ indicates that a choice is required.
- The absence of the □ indicates that no choice is required.
- Alpha-numeric characters in place of □ indicate that no other alternatives are available.

HOW TO BUILD A MODEL NUMBER

Ⓐ Select basic model.

Ⓑ Select top cap style.

F	- Flat trim (std)
N	- No topcap

Ⓒ Select electrical code.

DP	- Domestic - with cutouts
D1	- Domestic, 1 side w/cutouts

Ⓓ Select bezel color.
Refer to the **Product Color Options** page in this price list.

Ⓔ Select trim color.
Refer to the **Product Color Options** page in this price list.

Ⓕ Select fabric side 1.
Refer to **ki.com/fabrics**

Ⓖ Select fabric side 2.
Refer to **ki.com/fabrics**

UPHOLSTERY INFORMATION

Fabric Mixing

If fabric is ordered from one group on side 1 and another group on side 2, calculate list price using the following method:

Example:
-Grade 2 Fabric
-Grade 1 Fabric
———————
Upcharge

Upcharge/2 = Cost for one side

Grade 1 Fabric
+Cost for one side
———————
Combined list price

Fabric Disclaimer

Fabric will be applied as swatched by the fabric manufacturer. Fabric that is required to be applied differently than is swatched will need a Product Modification Request written specifying the direction the fabric is to be applied.

SPECIAL SERVICES

Special Carton Marking

With specially marked information	N/C

Shipping

Ships **knocked down, FOB Manitowoc, WI 54220, freight prepaid.** Freight class 70.

Specifications and prices are subject to change without prior notice.

Preconfigured Segmented Fabric Panel w/Beltway Power

Elevated Base

Preconfigured Segmented Fabric Panel w/Beltway Power

Elevated Base

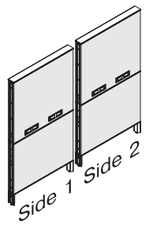

USFL

- Includes segmented fabric tiles for both sides
- Upper and lower segments must be identically specified
- 30-72" wide tiles each feature two power knockouts with bezels at above-worksurface beltway
- 24" wide tiles each feature one power knockout with bezel at above-worksurface beltway
- Elevated base does not accept cable distribution
- Panel assembly includes frame, trim, and panel-to-panel connectors
- Trim is metal and includes top cap, bottom trim channel, segment channel, and foot shroud
- Side 1 and side 2 finishes are specified separately
- 72" wide panels feature split tiles

MODEL	W x H	MODEL NUMBER: Basic Model	Top Cap Style	Electrical Code	Bezel Color	Trim Color	Fabric Side 1	Fabric Side 2	Approx. Packaged Weight	Delivered Pricing Fabric Grade 1 & C.O.M.	Delivered Pricing Fabric Grade 2	Delivered Pricing Fabric Grade 3 & Pallas Vertical Fabric Grade PV	Delivered Pricing Pallas Vertical Fabric Grade PV1	Delivered Pricing Pallas Vertical Fabric Grade PV2
Segmented Fabric Panel - 40"H	24 x 40	USFLBW2440	☐	☐☐	☐☐☐	☐☐	☐☐☐☐	☐☐☐☐	36.7#	$ 569	$ 594	$ 615	$ 630	$ 672
	30 x 40	USFLBW3040	☐	☐☐	☐☐☐	☐☐	☐☐☐☐	☐☐☐☐	41.5#	658	691	714	733	782
	36 x 40	USFLBW3640	☐	☐☐	☐☐☐	☐☐	☐☐☐☐	☐☐☐☐	46.3#	712	746	772	790	844
	42 x 40	USFLBW4240	☐	☐☐	☐☐☐	☐☐	☐☐☐☐	☐☐☐☐	51.1#	776	811	840	862	920
	48 x 40	USFLBW4840	☐	☐☐	☐☐☐	☐☐	☐☐☐☐	☐☐☐☐	55.8#	799	836	865	884	945
	54 x 40	USFLBW5440	☐	☐☐	☐☐☐	☐☐	☐☐☐☐	☐☐☐☐	60.5#	851	890	923	945	1008
	60 x 40	USFLBW6040	☐	☐☐	☐☐☐	☐☐	☐☐☐☐	☐☐☐☐	65.3#	954	998	1035	1058	1129
	72 x 40	USFLBW7240	☐	☐☐	☐☐☐	☐☐	☐☐☐☐	☐☐☐☐	79.7#	1305	1364	1411	1449	1544
Segmented Fabric Panel - 48"H	24 x 48	USFLBW2448	☐	☐☐	☐☐☐	☐☐	☐☐☐☐	☐☐☐☐	42.1#	$ 609	$ 637	$ 657	$ 679	$ 721
	30 x 48	USFLBW3048	☐	☐☐	☐☐☐	☐☐	☐☐☐☐	☐☐☐☐	47.3#	706	738	763	784	837
	36 x 48	USFLBW3648	☐	☐☐	☐☐☐	☐☐	☐☐☐☐	☐☐☐☐	52.6#	769	803	829	851	909
	42 x 48	USFLBW4248	☐	☐☐	☐☐☐	☐☐	☐☐☐☐	☐☐☐☐	58.0#	851	890	923	945	1009
	48 x 48	USFLBW4848	☐	☐☐	☐☐☐	☐☐	☐☐☐☐	☐☐☐☐	63.3#	875	914	945	971	1035
	54 x 48	USFLBW5448	☐	☐☐	☐☐☐	☐☐	☐☐☐☐	☐☐☐☐	68.5#	925	968	1002	1027	1093
	60 x 48	USFLBW6048	☐	☐☐	☐☐☐	☐☐	☐☐☐☐	☐☐☐☐	73.8#	1035	1080	1118	1147	1222
	72 x 48	USFLBW7248	☐	☐☐	☐☐☐	☐☐	☐☐☐☐	☐☐☐☐	90.7#	1408	1475	1525	1563	1667
Segmented Fabric Panel - 56"H	24 x 56	USFLBW2456	☐	☐☐	☐☐☐	☐☐	☐☐☐☐	☐☐☐☐	46.4#	$ 645	$ 674	$ 696	$ 714	$ 761
	30 x 56	USFLBW3056	☐	☐☐	☐☐☐	☐☐	☐☐☐☐	☐☐☐☐	52.2#	751	785	812	836	888
	36 x 56	USFLBW3656	☐	☐☐	☐☐☐	☐☐	☐☐☐☐	☐☐☐☐	58.0#	823	858	888	914	975
	42 x 56	USFLBW4256	☐	☐☐	☐☐☐	☐☐	☐☐☐☐	☐☐☐☐	63.9#	917	957	990	1015	1084
	48 x 56	USFLBW4856	☐	☐☐	☐☐☐	☐☐	☐☐☐☐	☐☐☐☐	69.7#	937	981	1014	1041	1110
	54 x 56	USFLBW5456	☐	☐☐	☐☐☐	☐☐	☐☐☐☐	☐☐☐☐	75.5#	970	1013	1049	1077	1147
	60 x 56	USFLBW6056	☐	☐☐	☐☐☐	☐☐	☐☐☐☐	☐☐☐☐	81.3#	1057	1108	1147	1175	1252
	72 x 56	USFLBW7256	☐	☐☐	☐☐☐	☐☐	☐☐☐☐	☐☐☐☐	100.5#	1507	1577	1631	1675	1785
			Ⓐ	Ⓑ	Ⓒ	Ⓓ	Ⓔ	Ⓕ	Ⓖ					

HOW TO ORDER

Indicate the following information on order form:
1. Quantity of each item.
2. Model number, including options. See "How To Build a Model Number".
3. Any special service required.

Note: • The ☐ indicates that a choice is required.
- The absence of the ☐ indicates that no choice is required.
- Alpha-numeric characters in place of ☐ indicate that no other alternatives are available.

HOW TO BUILD A MODEL NUMBER

Ⓐ Select basic model.

Ⓑ Select top cap style.

F	- Flat trim (std)
N	- No topcap

Ⓒ Select electrical code.

DP	- Domestic - with cutouts

Ⓓ Select bezel color.
Refer to the **Product Color Options** page in this price list.

Ⓔ Select trim color.
Refer to the **Product Color Options** page in this price list.

Ⓕ Select fabric side 1.
Refer to **ki.com/fabrics**

Ⓖ Select fabric side 2.
Refer to **ki.com/fabrics**

UPHOLSTERY INFORMATION

Fabric Mixing

If fabric is ordered from one group on side 1 and another group on side 2, calculate list price using the following method:

Example:
-Grade 2 Fabric
-Grade 1 Fabric
———————
Upcharge

Upcharge/2 = Cost for one side

Grade 1 Fabric
+Cost for one side
———————
Combined list price

Fabric Disclaimer

Fabric will be applied as swatched by the fabric manufacturer. Fabric that is required to be applied differently than is swatched will need a Product Modification Request written specifying the direction the fabric is to be applied.

SPECIAL SERVICES

Special Carton Marking

With specially marked information N/C

Shipping

Ships **knocked down, FOB Manitowoc, WI 54220, freight prepaid.** Freight class 70.

Specifications and prices are subject to change without prior notice.

Preconfigured Segmented Fabric Panel w/Beltway Power

Elevated Base

Preconfigured Segmented Fabric Panel w/Beltway Power

Elevated Base

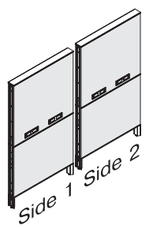

USFL

MODEL	W x H	MODEL NUMBER Basic Model	Top Cap Style	Electrical Code	Bezel Color	Trim Color	Fabric Side 1	Fabric Side 2	Approx. Packaged Weight	Delivered Pricing Fabric Grade 1 & C.O.M.	Delivered Pricing Fabric Grade 2	Delivered Pricing Fabric Grade 3 & Pallas Vertical Fabric Grade PV	Delivered Pricing Pallas Vertical Fabric Grade PV1	Delivered Pricing Pallas Vertical Fabric Grade PV2
Segmented Fabric Panel - 64"H	24 x 64	USFLBW2464	☐	☐☐	☐☐☐	☐☐	☐☐☐☐	☐☐☐☐	50.7#	$ 694	$ 725	$ 751	$ 771	$ 823
• Includes segmented fabric tiles for both sides	30 x 64	USFLBW3064	☐	☐☐	☐☐☐	☐☐	☐☐☐☐	☐☐☐☐	57.1#	831	870	900	923	983
• Upper and lower segments must be identically specified	36 x 64	USFLBW3664	☐	☐☐	☐☐☐	☐☐	☐☐☐☐	☐☐☐☐	63.4#	922	964	998	1023	1090
	42x 64	USFLBW4264	☐	☐☐	☐☐☐	☐☐	☐☐☐☐	☐☐☐☐	69.8#	980	1023	1058	1087	1158
• 30-72" wide tiles each feature two power knockouts with bezels at above-worksurface beltway	48 x 64	USFLBW4864	☐	☐☐	☐☐☐	☐☐	☐☐☐☐	☐☐☐☐	76.2#	1011	1057	1093	1122	1199
	54 x 64	USFLBW5464	☐	☐☐	☐☐☐	☐☐	☐☐☐☐	☐☐☐☐	82.5#	1060	1110	1150	1177	1256
• 24" wide tiles each feature one power knockout with bezel at above-worksurface beltway	60 x 64	USFLBW6064	☐	☐☐	☐☐☐	☐☐	☐☐☐☐	☐☐☐☐	88.8#	1175	1229	1274	1304	1392
	72 x 64	USFLBW7264	☐	☐☐	☐☐☐	☐☐	☐☐☐☐	☐☐☐☐	110.3#	1713	1793	1856	1904	2027
• Elevated base does not accept cable distribution														
• Panel assembly includes frame, trim, and panel-to-panel connectors														
• Trim is metal and includes top cap, bottom trim channel, segment channel, and foot shroud														
• Side 1 and side 2 finishes are specified separately														
• 72" wide panels feature split tiles														
		Ⓐ	Ⓑ	Ⓒ	Ⓓ	Ⓔ	Ⓕ	Ⓖ						

HOW TO ORDER

Indicate the following information on order form:
1. Quantity of each item.
2. Model number, including options. See "How To Build a Model Number".
3. Any special service required.

Note: • The ☐ indicates that a choice is required.
- The absence of the ☐ indicates that no choice is required.
- Alpha-numeric characters in place of ☐ indicate that no other alternatives are available.

HOW TO BUILD A MODEL NUMBER

Ⓐ Select basic model.

Ⓑ Select top cap style.

F	- Flat trim (std)
N	- No topcap

Ⓒ Select electrical code.

DP	- Domestic - with cutouts

Ⓓ Select bezel color.
Refer to the **Product Color Options** page in this price list.

Ⓔ Select trim color.
Refer to the **Product Color Options** page in this price list.

Ⓕ Select fabric side 1.
Refer to **ki.com/fabrics**

Ⓖ Select fabric side 2.
Refer to **ki.com/fabrics**

UPHOLSTERY INFORMATION

Fabric Mixing

If fabric is ordered from one group on side 1 and another group on side 2, calculate list price using the following method:

Example:
-Grade 2 Fabric
-Grade 1 Fabric
———————
Upcharge

Upcharge/2 = Cost for one side

Grade 1 Fabric
+Cost for one side
———————
Combined list price

Fabric Disclaimer

Fabric will be applied as swatched by the fabric manufacturer. Fabric that is required to be applied differently than is swatched will need a Product Modification Request written specifying the direction the fabric is to be applied.

SPECIAL SERVICES

Special Carton Marking

With specially marked information	N/C

Shipping

Ships **knocked down, FOB Manitowoc, WI 54220, freight prepaid.** Freight class 70.

Specifications and prices are subject to change without prior notice.

Preconfigured Segmented Fabric Panel w/Beltway Power

Tile-to-Floor One Side; Standard Base Raceway One Side

Preconfigured Segmented Fabric Panel w/Beltway Power

Tile-to-Floor One Side; Standard Base Raceway One Side

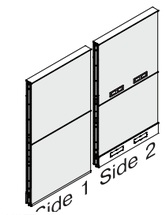

USFT

MODEL	W x H	MODEL NUMBER: Basic Model	Top Cap Style	Electrical Code	Bezel Color	Trim Color	Fabric Side 1	Fabric Side 2	Approx. Packaged Weight	Delivered Pricing Fabric Grade 1 & C.O.M.	Delivered Pricing Fabric Grade 2	Delivered Pricing Fabric Grade 3 & Pallas Vertical Fabric Grade PV	Delivered Pricing Pallas Vertical Fabric Grade PV1	Delivered Pricing Pallas Vertical Fabric Grade PV2
Segmented Fabric Panel - 40"H • Side 1: tile-to-floor base does not accept cable distribution at base or beltway • Side 2: standard base raceway and above-worksurface beltway accept cable distribution • Includes fabric tiles for both sides • Upper and lower segments must be identically specified • Panel assembly includes frame, trim, and panel-to-panel connectors • Trim is metal and includes top cap, bottom trim channel, base raceway, and segment channel • Side 1 and side 2 finishes are specified separately • Side 2: 30-72" wide tiles feature two base power knockouts and two beltway power knockouts with bezels • Side 2: 24" wide tiles feature one base and one beltway power knockout with bezel • 72" wide panels feature split tiles • Electrical components are specified separately	24 x 40	USFTBW2440	☐	☐☐	☐☐☐	☐☐	☐☐☐☐	☐☐☐☐	37.9#	$ 569	$ 594	$ 615	$ 630	$ 672
	30 x 40	USFTBW3040	☐	☐☐	☐☐☐	☐☐	☐☐☐☐	☐☐☐☐	43.1#	658	691	714	733	782
	36 x 40	USFTBW3640	☐	☐☐	☐☐☐	☐☐	☐☐☐☐	☐☐☐☐	48.4#	712	746	772	790	844
	42 x 40	USFTBW4240	☐	☐☐	☐☐☐	☐☐	☐☐☐☐	☐☐☐☐	53.7#	776	811	840	862	920
	48 x 40	USFTBW4840	☐	☐☐	☐☐☐	☐☐	☐☐☐☐	☐☐☐☐	59.0#	799	836	865	884	945
	54 x 40	USFTBW5440	☐	☐☐	☐☐☐	☐☐	☐☐☐☐	☐☐☐☐	64.2#	851	890	923	945	1008
	60 x 40	USFTBW6040	☐	☐☐	☐☐☐	☐☐	☐☐☐☐	☐☐☐☐	69.5#	954	998	1035	1058	1129
	72 x 40	USFTBW7240	☐	☐☐	☐☐☐	☐☐	☐☐☐☐	☐☐☐☐	85.1#	1305	1364	1411	1449	1544
Segmented Fabric Panel - 48"H	24 x 48	USFTBW2448	☐	☐☐	☐☐☐	☐☐	☐☐☐☐	☐☐☐☐	43.2#	$ 609	$ 637	$ 657	$ 679	$ 721
	30 x 48	USFTBW3048	☐	☐☐	☐☐☐	☐☐	☐☐☐☐	☐☐☐☐	49.0#	706	738	763	784	837
	36 x 48	USFTBW3648	☐	☐☐	☐☐☐	☐☐	☐☐☐☐	☐☐☐☐	54.8#	769	803	829	851	909
	42 x 48	USFTBW4248	☐	☐☐	☐☐☐	☐☐	☐☐☐☐	☐☐☐☐	60.6#	851	890	923	945	1009
	48 x 48	USFTBW4848	☐	☐☐	☐☐☐	☐☐	☐☐☐☐	☐☐☐☐	66.4#	875	914	945	971	1035
	54 x 48	USFTBW5448	☐	☐☐	☐☐☐	☐☐	☐☐☐☐	☐☐☐☐	72.2#	925	968	1002	1027	1093
	60 x 48	USFTBW6048	☐	☐☐	☐☐☐	☐☐	☐☐☐☐	☐☐☐☐	78.0#	1035	1080	1118	1147	1222
	72 x 48	USFTBW7248	☐	☐☐	☐☐☐	☐☐	☐☐☐☐	☐☐☐☐	95.9#	1408	1475	1525	1563	1667
Segmented Fabric Panel - 56"H	24 x 56	USFTBW2456	☐	☐☐	☐☐☐	☐☐	☐☐☐☐	☐☐☐☐	47.6#	$ 645	$ 674	$ 696	$ 714	$ 761
	30 x 56	USFTBW3056	☐	☐☐	☐☐☐	☐☐	☐☐☐☐	☐☐☐☐	53.9#	751	785	812	836	888
	36 x 56	USFTBW3656	☐	☐☐	☐☐☐	☐☐	☐☐☐☐	☐☐☐☐	60.2#	823	858	888	914	975
	42 x 56	USFTBW4256	☐	☐☐	☐☐☐	☐☐	☐☐☐☐	☐☐☐☐	66.6#	917	957	990	1015	1084
	48 x 56	USFTBW4856	☐	☐☐	☐☐☐	☐☐	☐☐☐☐	☐☐☐☐	72.9#	937	981	1014	1041	1110
	54 x 56	USFTBW5456	☐	☐☐	☐☐☐	☐☐	☐☐☐☐	☐☐☐☐	79.2#	970	1013	1049	1077	1147
	60 x 56	USFTBW6056	☐	☐☐	☐☐☐	☐☐	☐☐☐☐	☐☐☐☐	85.5#	1057	1108	1147	1175	1252
	72 x 56	USFTBW7256	☐	☐☐	☐☐☐	☐☐	☐☐☐☐	☐☐☐☐	105.7#	1507	1577	1631	1675	1785
			Ⓐ	Ⓑ	Ⓒ	Ⓓ	Ⓔ	Ⓕ	Ⓖ					

HOW TO ORDER

Indicate the following information on order form:
1. Quantity of each item.
2. Model number, including options. See "How To Build a Model Number".
3. Any special service required.

Note: • The ☐ indicates that a choice is required.
- The absence of the ☐ indicates that no choice is required.
- Alpha-numeric characters in place of ☐ indicate that no other alternatives are available.

HOW TO BUILD A MODEL NUMBER

Ⓐ Select basic model.

Ⓑ Select top cap style.

F	- Flat trim (std)
N	- No topcap

Ⓒ Select electrical code.

DP	- Domestic - with cutouts

Ⓓ Select bezel color.
Refer to the **Product Color Options** page in this price list.

Ⓔ Select trim color.
Refer to the **Product Color Options** page in this price list.

Ⓕ Select fabric side 1.
Refer to **ki.com/fabrics**

Ⓖ Select fabric side 2.
Refer to **ki.com/fabrics**

UPHOLSTERY INFORMATION

Fabric Mixing

If fabric is ordered from one group on side 1 and another group on side 2, calculate list price using the following method:

Example:
-Grade 2 Fabric
-Grade 1 Fabric
———————-
Upcharge

Upcharge/2 = Cost for one side

Grade 1 Fabric
+Cost for one side
———————-
Combined list price

Fabric Disclaimer

Fabric will be applied as swatched by the fabric manufacturer. Fabric that is required to be applied differently than is swatched will need a Product Modification Request written specifying the direction the fabric is to be applied.

SPECIAL SERVICES

Special Carton Marking

With specially marked information	N/C

Shipping

Ships **knocked down, FOB Manitowoc, WI 54220, freight prepaid.** Freight class 70.

Specifications and prices are subject to change without prior notice.

Preconfigured Segmented Fabric Panel w/Beltway Power

Tile-to-Floor One Side; Standard Base Raceway One Side

Preconfigured Segmented Fabric Panel w/Beltway Power

Tile-to-Floor One Side; Standard Base Raceway One Side

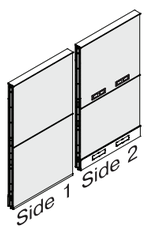

USFT

Segmented Fabric Panel - 64"H

- Side 1: tile-to-floor base does not accept cable distribution at base or beltway
- Side 2: standard base raceway and above-worksurface beltway accept cable distribution
- Includes segmented fabric tiles for both sides
- Upper and lower segments must be identically specified
- Panel assembly includes frame, trim, and panel-to-panel connectors
- Trim is metal and includes top cap, bottom trim channel, base raceway, and segment channel
- Side 1 and side 2 finishes are specified separately
- Side 2: 30-72" wide tiles feature two base power knockouts and two beltway power knockouts with bezels
- Side 2: 24" wide tiles feature one base and one beltway power knockout with bezel
- 72" wide panels feature split tiles
- Electrical components are specified separately

MODEL	W x H	MODEL NUMBER: Basic Model	Top Cap Style Ⓑ	Electrical Code Ⓒ	Bezel Color Ⓓ	Trim Color Ⓔ	Fabric Side 1 Ⓕ	Fabric Side 2 Ⓖ	Approx. Packaged Weight	Delivered Pricing Fabric Grade 1 & C.O.M.	Delivered Pricing Fabric Grade 2	Delivered Pricing Fabric Grade 3 & Pallas Vertical Fabric Grade PV	Delivered Pricing Pallas Vertical Fabric Grade PV1	Delivered Pricing Pallas Vertical Fabric Grade PV2
	24 x 64	USFTBW2464	□	□□	□□□	□□	□□□□	□□□□	51.9#	$ 694	$ 725	$ 751	$ 771	$ 823
	30 x 64	USFTBW3064	□	□□	□□□	□□	□□□□	□□□□	58.7#	831	870	900	923	983
	36 x 64	USFTBW3664	□	□□	□□□	□□	□□□□	□□□□	65.6#	922	964	998	1023	1090
	42x 64	USFTBW4264	□	□□	□□□	□□	□□□□	□□□□	72.5#	980	1023	1058	1087	1158
	48 x 64	USFTBW4864	□	□□	□□□	□□	□□□□	□□□□	79.3#	1011	1057	1093	1122	1199
	54 x 64	USFTBW5464	□	□□	□□□	□□	□□□□	□□□□	86.2#	1060	1110	1150	1177	1256
	60 x 64	USFTBW6064	□	□□	□□□	□□	□□□□	□□□□	93.0#	1175	1229	1274	1304	1392
	72 x 64	USFTBW7264	□	□□	□□□	□□	□□□□	□□□□	115.5#	1713	1793	1856	1904	2027

Ⓐ Ⓑ Ⓒ Ⓓ Ⓔ Ⓕ Ⓖ

HOW TO ORDER

Indicate the following information on order form:
1. Quantity of each item.
2. Model number, including options. See "How To Build a Model Number".
3. Any special service required.

Note: • The □ indicates that a choice is required.
- The absence of the □ indicates that no choice is required.
- Alpha-numeric characters in place of □ indicate that no other alternatives are available.

HOW TO BUILD A MODEL NUMBER

Ⓐ Select basic model.

Ⓑ Select top cap style.

F	- Flat trim (std)
N	- No topcap

Ⓒ Select electrical code.

DP	- Domestic - with cutouts

Ⓓ Select bezel color.
Refer to the **Product Color Options** page in this price list.

Ⓔ Select trim color.
Refer to the **Product Color Options** page in this price list.

Ⓕ Select fabric side 1.
Refer to **ki.com/fabrics**

Ⓖ Select fabric side 2.
Refer to **ki.com/fabrics**

UPHOLSTERY INFORMATION

Fabric Mixing

If fabric is ordered from one group on side 1 and another group on side 2, calculate list price using the following method:

Example:
-Grade 2 Fabric
-Grade 1 Fabric
———————
Upcharge

Upcharge/2 = Cost for one side

Grade 1 Fabric
+Cost for one side
———————
Combined list price

Fabric Disclaimer

Fabric will be applied as swatched by the fabric manufacturer. Fabric that is required to be applied differently than is swatched will need a Product Modification Request written specifying the direction the fabric is to be applied.

SPECIAL SERVICES

Special Carton Marking

With specially marked information	N/C

Shipping

Ships **knocked down, FOB Manitowoc, WI 54220, freight prepaid.** Freight class 70.

Specifications and prices are subject to change without prior notice.

Preconfigured Segmented Steel Panels w/Fabric Top Tiles

Standard Base Raceway

Preconfigured Segmented Steel Panels w/Fabric Top Tiles

Standard Base Raceway

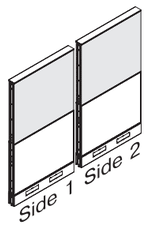

USFR

- Includes segmented tiles with steel lower and fabric upper segments for both sides
- Standard base raceway on both sides accepts power and data cable distribution
- Panel assembly includes frame, trim, and panel-to-panel connectors
- Trim is metal and includes top cap, bottom trim channel, base raceway, and segment channel
- Side 1 and side 2 finishes are specified separately
- 30-72" wide panels feature two power knockouts per side
- 24" wide panels feature one power knockout per side
- 72" wide panels feature split tiles
- Electrical components are specified separately

		MODEL NUMBER												
MODEL	W x H	Basic Model	Top Cap Style	Electrical Code	Trim Color	Steel Color Side 1	Fabric Side 1	Steel Color Side 2	Fabric Side 2	Approx. Packaged Weight	Delivered Pricing Fabric Grade 1 & C.O.M.	Delivered Pricing Fabric Grade 2	Delivered Pricing Fabric Grade 3 & Pallas Vertical Fabric Grade PV	Delivered Pricing Pallas Vertical Fabric Grade PV1	Delivered Pricing Pallas Vertical Fabric Grade PV2
Segmented Steel Panel - 40"H	24 x 40	USSFR2440	☐	☐☐	☐☐	☐☐☐☐	☐☐☐☐	☐☐☐☐	☐☐☐☐	43.7#	$ 683	$ 701	$ 712	$ 738	$ 765
	30 x 40	USSFR3040	☐	☐☐	☐☐	☐☐☐☐	☐☐☐☐	☐☐☐☐	☐☐☐☐	50.4#	737	759	773	801	828
	36 x 40	USSFR3640	☐	☐☐	☐☐	☐☐☐☐	☐☐☐☐	☐☐☐☐	☐☐☐☐	57.1#	789	810	826	856	884
	42 x 40	USSFR4240	☐	☐☐	☐☐	☐☐☐☐	☐☐☐☐	☐☐☐☐	☐☐☐☐	64.0#	826	850	865	897	928
	48 x 40	USSFR4840	☐	☐☐	☐☐	☐☐☐☐	☐☐☐☐	☐☐☐☐	☐☐☐☐	70.7#	898	924	941	977	1011
	54 x 40	USSFR5440	☐	☐☐	☐☐	☐☐☐☐	☐☐☐☐	☐☐☐☐	☐☐☐☐	77.5#	993	1022	1041	1079	1117
	60 x 40	USSFR6040	☐	☐☐	☐☐	☐☐☐☐	☐☐☐☐	☐☐☐☐	☐☐☐☐	84.3#	1148	1178	1203	1247	1288
	72 x 40	USSFR7240	☐	☐☐	☐☐	☐☐☐☐	☐☐☐☐	☐☐☐☐	☐☐☐☐	105.3#	1453	1495	1520	1580	1634
Segmented Steel Panel - 48"H	24 x 48	USSFR2448	☐	☐☐	☐☐	☐☐☐☐	☐☐☐☐	☐☐☐☐	☐☐☐☐	49.0#	$ 728	$ 750	$ 762	$ 791	$ 822
	30 x 48	USSFR3048	☐	☐☐	☐☐	☐☐☐☐	☐☐☐☐	☐☐☐☐	☐☐☐☐	56.2#	785	809	825	853	882
	36 x 48	USSFR3648	☐	☐☐	☐☐	☐☐☐☐	☐☐☐☐	☐☐☐☐	☐☐☐☐	63.5#	840	865	881	915	945
	42 x 48	USSFR4248	☐	☐☐	☐☐	☐☐☐☐	☐☐☐☐	☐☐☐☐	☐☐☐☐	70.8#	900	924	942	977	1011
	48 x 48	USSFR4848	☐	☐☐	☐☐	☐☐☐☐	☐☐☐☐	☐☐☐☐	☐☐☐☐	78.1#	972	998	1015	1054	1089
	54 x 48	USSFR5448	☐	☐☐	☐☐	☐☐☐☐	☐☐☐☐	☐☐☐☐	☐☐☐☐	85.4#	1068	1100	1118	1159	1200
	60 x 48	USSFR6048	☐	☐☐	☐☐	☐☐☐☐	☐☐☐☐	☐☐☐☐	☐☐☐☐	92.8#	1227	1264	1287	1334	1381
	72 x 48	USSFR7248	☐	☐☐	☐☐	☐☐☐☐	☐☐☐☐	☐☐☐☐	☐☐☐☐	116.1#	1558	1599	1631	1692	1750
Segmented Steel Panel - 56"H	24 x 56	USSFR2456	☐	☐☐	☐☐	☐☐☐☐	☐☐☐☐	☐☐☐☐	☐☐☐☐	53.3#	$ 759	$ 781	$ 796	$ 825	$ 853
	30 x 56	USSFR3056	☐	☐☐	☐☐	☐☐☐☐	☐☐☐☐	☐☐☐☐	☐☐☐☐	61.1#	828	853	869	869	932
	36 x 56	USSFR3656	☐	☐☐	☐☐	☐☐☐☐	☐☐☐☐	☐☐☐☐	☐☐☐☐	68.9#	894	921	936	972	1004
	42 x 56	USSFR4256	☐	☐☐	☐☐	☐☐☐☐	☐☐☐☐	☐☐☐☐	☐☐☐☐	76.8#	971	996	1014	1053	1088
	48 x 56	USSFR4856	☐	☐☐	☐☐	☐☐☐☐	☐☐☐☐	☐☐☐☐	☐☐☐☐	84.6#	1037	1066	1085	1124	1164
	54 x 56	USSFR5456	☐	☐☐	☐☐	☐☐☐☐	☐☐☐☐	☐☐☐☐	☐☐☐☐	92.4#	1111	1143	1164	1207	1249
	60 x 56	USSFR6056	☐	☐☐	☐☐	☐☐☐☐	☐☐☐☐	☐☐☐☐	☐☐☐☐	100.3#	1252	1288	1310	1360	1407
	72 x 56	USSFR7256	☐	☐☐	☐☐	☐☐☐☐	☐☐☐☐	☐☐☐☐	☐☐☐☐	126.0#	1661	1707	1739	1802	1865
		Ⓐ	Ⓑ	Ⓒ	Ⓓ	Ⓔ	Ⓕ	Ⓖ	Ⓗ						

HOW TO ORDER

Indicate the following information on order form:
1. Quantity of each item.
2. Model number, including options. See "How To Build a Model Number".
3. Any special service required.

Note:
- The ☐ indicates that a choice is required.
- The absence of the ☐ indicates that no choice is required.
- Alpha-numeric characters in place of ☐ indicate that no other alternatives are available.

HOW TO BUILD A MODEL NUMBER

Ⓐ Select basic model.

Ⓑ Select top cap style.

F	- Flat trim (std)
N	- No topcap

Ⓒ Select electrical code.

CP	- Chicago, 2 sides w/cutouts
DN	- Domestic, no cutouts
DP	- Domestic - with cutouts
C1	- Chicago, 1 side w/cutouts
D1	- Domestic, 1 side w/cutouts

Ⓓ Select trim color.
Refer to the **Product Color Options** page in this price list.

Ⓔ Select steel bottom color side 1.
Refer to the **Product Color Options** page in this price list.

Ⓕ Select fabric side 1.
Refer to **ki.com/fabrics**

Ⓖ Select steel bottom color side 2.
Refer to the **Product Color Options** page in this price list.

Ⓗ Select fabric side 2.
Refer to **ki.com/fabrics**

UPHOLSTERY INFORMATION

Fabric Mixing

If fabric is ordered from one group on side 1 and another group on side 2, calculate list price using the following method:

Example:
-Grade 2 Fabric
-Grade 1 Fabric

Upcharge

Upcharge/2 = Cost for one side

Grade 1 Fabric
+Cost for one side

Combined list price

Fabric Disclaimer

Fabric will be applied as swatched by the fabric manufacturer. Fabric that is required to be applied differently than is swatched will need a Product Modification Request written specifying the direction the fabric is to be applied.

SPECIAL SERVICES

Special Carton Marking

With specially marked information N/C

Shipping

Ships **knocked down, FOB Manitowoc, WI 54220, freight prepaid.** Freight class 70.

Specifications and prices are subject to change without prior notice.

Preconfigured Segmented Steel Panels w/Fabric Top Tiles

Standard Base Raceway

Preconfigured Segmented Steel Panels w/Fabric Top Tiles

Standard Base Raceway

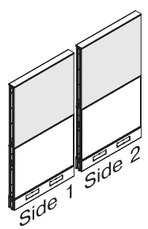

USFR

MODEL	W x H	MODEL NUMBER: Basic Model	Top Cap Style	Electrical Code	Trim Color	Steel Color Side 1	Fabric Side 1	Steel Color Side 2	Fabric Side 2	Approx. Packaged Weight	Delivered Pricing Fabric Grade 1 & C.O.M.	Delivered Pricing Fabric Grade 2	Delivered Pricing Fabric Grade 3 & Pallas Vertical Fabric Grade PV	Delivered Pricing Pallas Vertical Fabric Grade PV1	Delivered Pricing Pallas Vertical Fabric Grade PV2
Segmented Steel Panel - 64"H • Includes segmented tiles with steel lower and fabric upper segments for both sides • Standard base raceway on both sides accepts power and data cable distribution • Panel assembly includes frame, trim, and panel-to-panel connectors • Trim is metal and includes top cap, bottom trim channel, base raceway, and segment channel • Side 1 and side 2 finishes are specified separately • 30-72" wide panels feature two power knockouts per side • 24" wide panels feature one power knockout per side • 72" wide panels feature split tiles • Electrical components are specified separately	24 x 64	USSFR2464	☐	☐☐	☐☐	☐☐☐☐	☐☐☐☐	☐☐☐☐	☐☐☐☐	57.7#	$ 809	$ 834	$ 849	$ 879	$ 912
	30 x 64	USSFR3064	☐	☐☐	☐☐	☐☐☐☐	☐☐☐☐	☐☐☐☐	☐☐☐☐	66.0#	915	941	957	991	1027
	36 x 64	USSFR3664	☐	☐☐	☐☐	☐☐☐☐	☐☐☐☐	☐☐☐☐	☐☐☐☐	74.3#	997	1025	1048	1084	1122
	42 x 64	USSFR4264	☐	☐☐	☐☐	☐☐☐☐	☐☐☐☐	☐☐☐☐	☐☐☐☐	82.7#	1034	1062	1082	1122	1161
	48 x 64	USSFR4864	☐	☐☐	☐☐	☐☐☐☐	☐☐☐☐	☐☐☐☐	☐☐☐☐	91.1#	1110	1143	1163	1205	1247
	54 x 64	USSFR5464	☐	☐☐	☐☐	☐☐☐☐	☐☐☐☐	☐☐☐☐	☐☐☐☐	99.4#	1224	1250	1256	1305	1349
	60 x 64	USSFR6064	☐	☐☐	☐☐	☐☐☐☐	☐☐☐☐	☐☐☐☐	☐☐☐☐	107.8#	1224	1431	1429	1480	1532
	72 x 64	USSFR7264	☐	☐☐	☐☐	☐☐☐☐	☐☐☐☐	☐☐☐☐	☐☐☐☐	135.8#	1866	1921	1957	2025	2096
			Ⓑ	Ⓒ	Ⓓ	Ⓔ	Ⓕ	Ⓖ	Ⓗ						

HOW TO ORDER

Indicate the following information on order form:
1. Quantity of each item.
2. Model number, including options. See "How To Build a Model Number".
3. Any special service required.

Note: • The ☐ indicates that a choice is required.
- The absence of the ☐ indicates that no choice is required.
- Alpha-numeric characters in place of ☐ indicate that no other alternatives are available.

HOW TO BUILD A MODEL NUMBER

Ⓐ Select basic model.

Ⓑ Select top cap style.

F	- Flat trim (std)
N	- No topcap

Ⓒ Select electrical code.

CP	- Chicago, 2 sides w/cutouts
DN	- Domestic, no cutouts
DP	- Domestic - with cutouts
C1	- Chicago, 1 side w/cutouts
D1	- Domestic, 1 side w/cutouts

Ⓓ Select trim color.
Refer to the **Product Color Options** page in this price list.

Ⓔ Select steel bottom color side 1.
Refer to the **Product Color Options** page in this price list.

Ⓕ Select fabric side 1.
Refer to **ki.com/fabrics**

Ⓖ Select steel bottom color side 2.
Refer to the **Product Color Options** page in this price list.

Ⓗ Select fabric side 2.
Refer to **ki.com/fabrics**

UPHOLSTERY INFORMATION

Fabric Mixing

If fabric is ordered from one group on side 1 and another group on side 2, calculate list price using the following method:

Example:
-Grade 2 Fabric
-Grade 1 Fabric
———————
Upcharge

Upcharge/2 = Cost for one side

Grade 1 Fabric
+Cost for one side
———————
Combined list price

Fabric Disclaimer

Fabric will be applied as swatched by the fabric manufacturer. Fabric that is required to be applied differently than is swatched will need a Product Modification Request written specifying the direction the fabric is to be applied.

SPECIAL SERVICES

Special Carton Marking

With specially marked information	N/C

Shipping

Ships **knocked down, FOB Manitowoc, WI 54220, freight prepaid.** Freight class 70.

Specifications and prices are subject to change without prior notice.

Preconfigured Segmented Steel Panels w/Fabric Top Tiles

Elevated Base

Preconfigured Segmented Steel Panels w/Fabric Top Tiles

Elevated Base

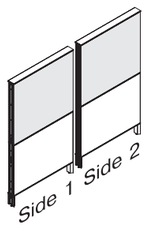

- Includes segmented tiles with steel lower and fabric upper segments for both sides
- Elevated base does not accept cable distribution
- Panel assembly includes frame, trim, and panel-to-panel connectors
- Trim is metal and includes top cap, bottom trim channel, segment channel, and foot shroud
- Side 1 and side 2 finishes are specified separately
- 72" wide panels feature split tiles

USFL

	MODEL	W x H	MODEL NUMBER: Basic Model	Top Cap Style Ⓑ	Trim Color Ⓒ	Steel Color Side 1 Ⓓ	Fabric Side 1 Ⓔ	Steel Color Side 2 Ⓕ	Fabric Side 2 Ⓖ	Approx. Packaged Weight	Delivered Pricing Fabric Grade 1 & C.O.M.	Delivered Pricing Fabric Grade 2	Delivered Pricing Fabric Grade 3 & Pallas Vertical Fabric Grade PV	Delivered Pricing Pallas Vertical Fabric Grade PV1	Delivered Pricing Pallas Vertical Fabric Grade PV2
	Segmented Steel Panel - 40"H	24 x 40	USSFL2440	□	□□	□□□□	□□□□	□□□□	□□□□	41.4#	$ 683	$ 701	$ 712	$ 738	$ 765
		30 x 40	USSFL3040	□	□□	□□□□	□□□□	□□□□	□□□□	47.4#	737	759	773	801	828
		36 x 40	USSFL3640	□	□□	□□□□	□□□□	□□□□	□□□□	53.4#	789	810	826	856	884
		42 x 40	USSFL4240	□	□□	□□□□	□□□□	□□□□	□□□□	59.4#	826	850	865	897	928
		48 x 40	USSFL4840	□	□□	□□□□	□□□□	□□□□	□□□□	65.3#	898	924	941	977	1011
		54 x 40	USSFL5440	□	□□	□□□□	□□□□	□□□□	□□□□	71.3#	993	1022	1041	1079	1117
		60 x 40	USSFL6040	□	□□	□□□□	□□□□	□□□□	□□□□	77.3#	1148	1178	1203	1247	1288
		72 x 40	USSFL7240	□	□□	□□□□	□□□□	□□□□	□□□□	96.7#	1453	1495	1520	1580	1634
	Segmented Steel Panel - 48"H	24 x 48	USSFL2448	□	□□	□□□□	□□□□	□□□□	□□□□	46.7#	$ 728	$ 750	$ 762	$ 791	$ 822
USFL		30 x 48	USSFL3048	□	□□	□□□□	□□□□	□□□□	□□□□	53.2#	785	809	825	853	882
		36 x 48	USSFL3648	□	□□	□□□□	□□□□	□□□□	□□□□	59.7#	840	865	881	915	945
		42 x 48	USSFL4248	□	□□	□□□□	□□□□	□□□□	□□□□	66.3#	900	924	942	977	1011
		48 x 48	USSFL4848	□	□□	□□□□	□□□□	□□□□	□□□□	72.8#	972	998	1015	1054	1089
		54 x 48	USSFL5448	□	□□	□□□□	□□□□	□□□□	□□□□	79.3#	1068	1100	1118	1159	1200
		60 x 48	USSFL6048	□	□□	□□□□	□□□□	□□□□	□□□□	85.8#	1227	1264	1287	1334	1381
		72 x 48	USSFL7248	□	□□	□□□□	□□□□	□□□□	□□□□	107.6#	1558	1599	1631	1692	1750
	Segmented Steel Panel - 56"H	24 x 56	USSFL2456	□	□□	□□□□	□□□□	□□□□	□□□□	51.1#	$ 759	$ 781	$ 796	$ 825	$ 853
USFL		30 x 56	USSFL3056	□	□□	□□□□	□□□□	□□□□	□□□□	58.1#	828	853	869	900	932
		36 x 56	USSFL3656	□	□□	□□□□	□□□□	□□□□	□□□□	65.1#	894	921	936	972	1004
		42 x 56	USSFL4256	□	□□	□□□□	□□□□	□□□□	□□□□	72.2#	971	996	1014	1067	1088
		48 x 56	USSFL4856	□	□□	□□□□	□□□□	□□□□	□□□□	79.2#	1037	1066	1085	1124	1164
		54 x 56	USSFL5456	□	□□	□□□□	□□□□	□□□□	□□□□	86.2#	1111	1143	1164	1207	1249
		60 x 56	USSFL6056	□	□□	□□□□	□□□□	□□□□	□□□□	93.3#	1252	1288	1310	1360	1407
		72 x 56	USSFL7256	□	□□	□□□□	□□□□	□□□□	□□□□	117.4#	1661	1707	1739	1802	1865
				Ⓐ	Ⓑ	Ⓒ	Ⓓ	Ⓔ	Ⓕ	Ⓖ					

HOW TO ORDER

Indicate the following information on order form:
1. Quantity of each item.
2. Model number, including options. See "How To Build a Model Number".
3. Any special service required.

Note: • The □ indicates that a choice is required.
- The absence of the □ indicates that no choice is required.
- Alpha-numeric characters in place of □ indicate that no other alternatives are available.

HOW TO BUILD A MODEL NUMBER

Ⓐ Select basic model.

Ⓑ Select top cap style.

F	- Flat trim (std)
N	- No topcap

Ⓒ Select trim color.
Refer to the **Product Color Options** page in this price list.

Ⓓ Select steel bottom color side 1.
Refer to the **Product Color Options** page in this price list.

Ⓔ Select fabric side 1.
Refer to **ki.com/fabrics**

Ⓕ Select steel bottom color side 2.
Refer to the **Product Color Options** page in this price list.

Ⓖ Select fabric side 2.
Refer to **ki.com/fabrics**

UPHOLSTERY INFORMATION

Fabric Mixing

If fabric is ordered from one group on side 1 and another group on side 2, calculate list price using the following method:

Example:
-Grade 2 Fabric
-Grade 1 Fabric
———————
Upcharge

Upcharge/2 = Cost for one side

Grade 1 Fabric
+Cost for one side
———————
Combined list price

Fabric Disclaimer

Fabric will be applied as swatched by the fabric manufacturer. Fabric that is required to be applied differently than is swatched will need a Product Modification Request written specifying the direction the fabric is to be applied.

SPECIAL SERVICES

Special Carton Marking

With specially marked information	N/C

Shipping

Ships **knocked down, FOB Manitowoc, WI 54220, freight prepaid.** Freight class 70.

Specifications and prices are subject to change without prior notice.

Preconfigured Segmented Steel Panels w/Fabric Top Tiles

Elevated Base

Preconfigured Segmented Steel Panels w/Fabric Top Tiles

Elevated Base

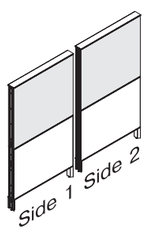

USFL

MODEL	W x H	MODEL NUMBER: Basic Model (A)	Top Cap Style (B)	Trim Color (C)	Steel Color Side 1 (D)	Fabric Side 1 (E)	Steel Color Side 2 (F)	Fabric Side 2 (G)	Approx. Packaged Weight	Delivered Pricing Fabric Grade 1 & C.O.M.	Delivered Pricing Fabric Grade 2	Delivered Pricing Fabric Grade 3 & Pallas Vertical Fabric Grade PV	Delivered Pricing Pallas Vertical Fabric Grade PV1	Delivered Pricing Pallas Vertical Fabric Grade PV2
Segmented Steel Panel - 64"H • Includes segmented tiles with steel lower and fabric upper segments for both sides • Elevated base does not accept cable distribution • Panel assembly includes frame, trim, and panel-to-panel connectors • Trim is metal and includes top cap, bottom trim channel, segment channel, and foot shroud • Side 1 and side 2 finishes are specified separately • 72" wide panels feature split tiles	24 x 64	USSFL2464	□	□□	□□□□	□□□□	□□□□	□□□□	55.4#	$ 809	$ 834	$ 849	$ 879	$ 912
	30 x 64	USSFL3064	□	□□	□□□□	□□□□	□□□□	□□□□	63.0#	915	941	957	991	1027
	36 x 64	USSFL3664	□	□□	□□□□	□□□□	□□□□	□□□□	70.5#	997	1025	1048	1084	1122
	42 x 64	USSFL4264	□	□□	□□□□	□□□□	□□□□	□□□□	78.1#	1034	1062	1082	1122	1161
	48 x 64	USSFL4864	□	□□	□□□□	□□□□	□□□□	□□□□	85.7#	1110	1143	1163	1205	1247
	54 x 64	USSFL5464	□	□□	□□□□	□□□□	□□□□	□□□□	93.2#	1224	1250	1256	1305	1349
	60 x 64	USSFL6064	□	□□	□□□□	□□□□	□□□□	□□□□	100.8#	1224	1403	1429	1480	1532
	72 x 64	USSFL7264	□	□□	□□□□	□□□□	□□□□	□□□□	127.2#	1866	1921	1957	2025	2096

HOW TO ORDER

Indicate the following information on order form:
1. Quantity of each item.
2. Model number, including options. See "How To Build a Model Number".
3. Any special service required.

Note: • The □ indicates that a choice is required.
• The absence of the □ indicates that no choice is required.
• Alpha-numeric characters in place of □ indicate that no other alternatives are available.

HOW TO BUILD A MODEL NUMBER

A Select basic model.

B Select top cap style.

F	- Flat trim (std)
N	- No topcap

C Select trim color.
Refer to the **Product Color Options** page in this price list.

D Select steel bottom color side 1.
Refer to the **Product Color Options** page in this price list.

E Select fabric side 1.
Refer to **ki.com/fabrics**

F Select steel bottom color side 2.
Refer to the **Product Color Options** page in this price list.

G Select fabric side 2.
Refer to **ki.com/fabrics**

UPHOLSTERY INFORMATION

Fabric Mixing

If fabric is ordered from one group on side 1 and another group on side 2, calculate list price using the following method:

Example:
-Grade 2 Fabric
-Grade 1 Fabric
———————
Upcharge

Upcharge/2 = Cost for one side

Grade 1 Fabric
+Cost for one side
———————
Combined list price

Fabric Disclaimer

Fabric will be applied as swatched by the fabric manufacturer. Fabric that is required to be applied differently than is swatched will need a Product Modification Request written specifying the direction the fabric is to be applied.

SPECIAL SERVICES

Special Carton Marking

With specially marked information	N/C

Shipping

Ships **knocked down, FOB Manitowoc, WI 54220, freight prepaid.** Freight class 70.

Specifications and prices are subject to change without prior notice.

Preconfigured Segmented Steel Panels w/Fabric Top Tiles

Tile-to-Floor One Side; Standard Base Raceway One Side

Preconfigured Segmented Steel Panels w/Fabric Top Tiles

Tile-to-Floor One Side; Standard Base Raceway One Side

	MODEL	W x H	MODEL NUMBER: Basic Model	Top Cap Style (A)	Electrical Code (B)	Trim Color (C)	Steel Color Side 1 (D)	Fabric Side 1 (E)	Steel Color Side 2 (F)	Fabric Side 2 (G)	Approx. Packaged Weight	Delivered Pricing Fabric Grade 1 & C.O.M.	Delivered Pricing Fabric Grade 2	Delivered Pricing Fabric Grade 3 & Pallas Vertical Fabric Grade PV	Delivered Pricing Pallas Vertical Fabric Grade PV1	Delivered Pricing Pallas Vertical Fabric Grade PV2
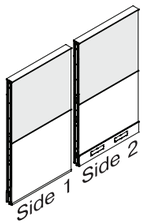	**Segmented Steel Panel - 40"H**	24 x 40	USSFT2440	☐	☐☐	☐☐	☐☐☐☐	☐☐☐☐	☐☐☐☐	☐☐☐☐	42.9#	$ 683	$ 701	$ 712	$ 738	$ 765
	• Side 1: tile-to-floor base does not accept cable distribution	30 x 40	USSFT3040	☐	☐☐	☐☐	☐☐☐☐	☐☐☐☐	☐☐☐☐	☐☐☐☐	49.4#	737	759	773	801	828
	• Side 2: standard base raceway accepts power and data cable distribution	36 x 40	USSFT3640	☐	☐☐	☐☐	☐☐☐☐	☐☐☐☐	☐☐☐☐	☐☐☐☐	55.9#	789	810	826	856	884
	• Includes segmented tiles with steel lower and fabric upper segments for both sides	42 x 40	USSFT4240	☐	☐☐	☐☐	☐☐☐☐	☐☐☐☐	☐☐☐☐	☐☐☐☐	62.5#	826	850	865	897	928
	• Panel assembly includes frame, trim, and panel-to-panel connectors	48 x 40	USSFT4840	☐	☐☐	☐☐	☐☐☐☐	☐☐☐☐	☐☐☐☐	☐☐☐☐	69.0#	898	924	941	977	1011
	• Trim is metal and includes top cap, bottom trim channel, base raceway, and segment channel	54 x 40	USSFT5440	☐	☐☐	☐☐	☐☐☐☐	☐☐☐☐	☐☐☐☐	☐☐☐☐	75.5#	993	1022	1041	1079	1117
	• Side 1 and side 2 finishes are specified separately	60 x 40	USSFT6040	☐	☐☐	☐☐	☐☐☐☐	☐☐☐☐	☐☐☐☐	☐☐☐☐	82.1#	1148	1178	1203	1247	1288
	• Side 2: 30-72" wide tiles feature two base and two beltway power knockouts	72 x 40	USSFT7240	☐	☐☐	☐☐	☐☐☐☐	☐☐☐☐	☐☐☐☐	☐☐☐☐	102.7#	1453	1495	1520	1580	1634
	• Side 2: 24" wide tiles feature one base and one beltway power knockout															
	• 72" wide panels feature split tiles															
	• Electrical components are specified separately															
USFT																
	Segmented Steel Panel - 48"H	24 x 48	USSFT2448	☐	☐☐	☐☐	☐☐☐☐	☐☐☐☐	☐☐☐☐	☐☐☐☐	48.2#	$ 728	$ 750	$ 762	$ 791	$ 822
		30 x 48	USSFT3048	☐	☐☐	☐☐	☐☐☐☐	☐☐☐☐	☐☐☐☐	☐☐☐☐	55.2#	785	809	825	853	882
		36 x 48	USSFT3648	☐	☐☐	☐☐	☐☐☐☐	☐☐☐☐	☐☐☐☐	☐☐☐☐	62.3#	840	865	881	915	945
		42 x 48	USSFT4248	☐	☐☐	☐☐	☐☐☐☐	☐☐☐☐	☐☐☐☐	☐☐☐☐	69.4#	900	924	942	977	1011
		48 x 48	USSFT4848	☐	☐☐	☐☐	☐☐☐☐	☐☐☐☐	☐☐☐☐	☐☐☐☐	76.4#	972	998	1015	1054	1089
		54 x 48	USSFT5448	☐	☐☐	☐☐	☐☐☐☐	☐☐☐☐	☐☐☐☐	☐☐☐☐	83.5#	1068	1100	1118	1159	1200
		60 x 48	USSFT6048	☐	☐☐	☐☐	☐☐☐☐	☐☐☐☐	☐☐☐☐	☐☐☐☐	90.6#	1227	1264	1287	1334	1381
		72 x 48	USSFT7248	☐	☐☐	☐☐	☐☐☐☐	☐☐☐☐	☐☐☐☐	☐☐☐☐	113.5#	1558	1599	1631	1692	1750
	Segmented Steel Panel - 56"H	24 x 56	USSFT2456	☐	☐☐	☐☐	☐☐☐☐	☐☐☐☐	☐☐☐☐	☐☐☐☐	52.5#	$ 759	$ 781	$ 796	$ 825	$ 853
		30 x 56	USSFT3056	☐	☐☐	☐☐	☐☐☐☐	☐☐☐☐	☐☐☐☐	☐☐☐☐	60.1#	828	853	869	900	932
		36 x 56	USSFT3656	☐	☐☐	☐☐	☐☐☐☐	☐☐☐☐	☐☐☐☐	☐☐☐☐	67.7#	894	921	936	972	1004
		42 x 56	USSFT4256	☐	☐☐	☐☐	☐☐☐☐	☐☐☐☐	☐☐☐☐	☐☐☐☐	75.3#	971	996	1014	1053	1088
		48 x 56	USSFT4856	☐	☐☐	☐☐	☐☐☐☐	☐☐☐☐	☐☐☐☐	☐☐☐☐	82.9#	1037	1066	1085	1124	1164
		54 x 56	USSFT5456	☐	☐☐	☐☐	☐☐☐☐	☐☐☐☐	☐☐☐☐	☐☐☐☐	90.5#	1111	1143	1164	1207	1249
		60 x 56	USSFT6056	☐	☐☐	☐☐	☐☐☐☐	☐☐☐☐	☐☐☐☐	☐☐☐☐	98.1#	1252	1288	1310	1360	1407
		72 x 56	USSFT7256	☐	☐☐	☐☐	☐☐☐☐	☐☐☐☐	☐☐☐☐	☐☐☐☐	123.4#	1661	1707	1739	1802	1865
				Ⓐ	Ⓑ	Ⓒ	Ⓓ	Ⓔ	Ⓕ	Ⓖ	Ⓗ					

HOW TO ORDER

Indicate the following information on order form:
1. Quantity of each item.
2. Model number, including options. See "How To Build a Model Number".
3. Any special service required.

Note: • The ☐ indicates that a choice is required.
- The absence of the ☐ indicates that no choice is required.
- Alpha-numeric characters in place of ☐ indicate that no other alternatives are available.

HOW TO BUILD A MODEL NUMBER

Ⓐ Select basic model.

Ⓑ Select top cap style.

F	- Flat trim (std)
N	- No topcap

Ⓒ Select electrical code.

CP	- Chicago - with cutouts
DN	- Domestic, no cutouts
DP	- Domestic - with cutouts

Ⓓ Select trim color.
Refer to the **Product Color Options** page in this price list.

Ⓔ Select steel bottom color side 1.
Refer to the **Product Color Options** page in this price list.

Ⓕ Select fabric side 1.
Refer to **ki.com/fabrics**

Ⓖ Select steel bottom color side 2.
Refer to the **Product Color Options** page in this price list.

Ⓗ Select fabric side 2.
Refer to **ki.com/fabrics**

UPHOLSTERY INFORMATION

Fabric Mixing

If fabric is ordered from one group on side 1 and another group on side 2, calculate list price using the following method:

Example:
-Grade 2 Fabric
-Grade 1 Fabric
———————
Upcharge

Upcharge/2 = Cost for one side

Grade 1 Fabric
+Cost for one side
———————
Combined list price

Fabric Disclaimer

Fabric will be applied as swatched by the fabric manufacturer. Fabric that is required to be applied differently than is swatched will need a Product Modification Request written specifying the direction the fabric is to be applied.

SPECIAL SERVICES

Special Carton Marking

With specially marked information N/C

Shipping

Ships **knocked down, FOB Manitowoc, WI 54220, freight prepaid.** Freight class 70.

Specifications and prices are subject to change without prior notice.

Preconfigured Segmented Steel Panels w/Fabric Top Tiles

Tile-to-Floor One Side; Standard Base Raceway One Side

Preconfigured Segmented Steel Panels w/Fabric Top Tiles

Tile-to-Floor One Side; Standard Base Raceway One Side

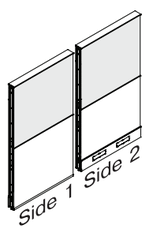

USFT

Segmented Steel Panel - 64"H

- Side 1: tile-to-floor base does not accept cable distribution
- Side 2: standard base raceway accepts power and data cable distribution
- Includes segmented tiles with steel lower and fabric upper segments for both sides
- Panel assembly includes frame, trim, and panel-to-panel connectors
- Trim is metal and includes top cap, bottom trim channel, base raceway, and segment channel
- Side 1 and side 2 finishes are specified separately
- Side 2: 30-72" wide tiles feature two base and two beltway power knockouts
- Side 2: 24" wide tiles feature one base and one beltway power knockout
- 72" wide panels feature split tiles
- Electrical components are specified separately

MODEL	W x H	MODEL NUMBER Basic Model	Top Cap Style Ⓑ	Electrical Code Ⓒ	Trim Color Ⓓ	Steel Color Side 1 Ⓔ	Fabric Side 1 Ⓕ	Steel Color Side 2 Ⓖ	Fabric Side 2 Ⓗ	Approx. Packaged Weight	Delivered Pricing Fabric Grade 1 & C.O.M.	Delivered Pricing Fabric Grade 2	Delivered Pricing Fabric Grade 3 & Pallas Vertical Fabric Grade PV	Delivered Pricing Pallas Vertical Fabric Grade PV1	Delivered Pricing Pallas Vertical Fabric Grade PV2
	24 x 64	USSFT2464	□	□□	□□	□□□□	□□□□	□□□□	□□□□	56.9#	$ 809	$ 834	$ 849	$ 879	$ 912
	30 x 64	USSFT3064	□	□□	□□	□□□□	□□□□	□□□□	□□□□	65.0#	915	941	957	991	1027
	36 x 64	USSFT3664	□	□□	□□	□□□□	□□□□	□□□□	□□□□	73.1#	997	1025	1048	1084	1122
	42 x 64	USSFT4264	□	□□	□□	□□□□	□□□□	□□□□	□□□□	81.2#	1034	1062	1082	1122	1161
	48 x 64	USSFT4864	□	□□	□□	□□□□	□□□□	□□□□	□□□□	89.3#	1110	1143	1163	1205	1247
	54 x 64	USSFT5464	□	□□	□□	□□□□	□□□□	□□□□	□□□□	97.4#	1224	1250	1256	1305	1349
	60 x 64	USSFT6064	□	□□	□□	□□□□	□□□□	□□□□	□□□□	105.6#	1224	1403	1429	1480	1532
	72 x 64	USSFT7264	□	□□	□□	□□□□	□□□□	□□□□	□□□□	133.2#	1866	1921	1957	2025	2096

Ⓐ Ⓑ Ⓒ Ⓓ Ⓔ Ⓕ Ⓖ Ⓗ

HOW TO ORDER

Indicate the following information on order form:
1. Quantity of each item.
2. Model number, including options. See "How To Build a Model Number".
3. Any special service required.

Note: • The □ indicates that a choice is required.
- The absence of the □ indicates that no choice is required.
- Alpha-numeric characters in place of □ indicate that no other alternatives are available.

HOW TO BUILD A MODEL NUMBER

Ⓐ Select basic model.

Ⓑ Select top cap style.

F	- Flat trim (std)
N	- No topcap

Ⓒ Select electrical code.

CP	- Chicago - with cutouts
DN	- Domestic, no cutouts
DP	- Domestic - with cutouts

Ⓓ Select trim color.
Refer to the **Product Color Options** page in this price list.

Ⓔ Select steel bottom color side 1.
Refer to the **Product Color Options** page in this price list.

Ⓕ Select fabric side 1.
Refer to **ki.com/fabrics**

Ⓖ Select steel bottom color side 2.
Refer to the **Product Color Options** page in this price list.

Ⓗ Select fabric side 2.
Refer to **ki.com/fabrics**

UPHOLSTERY INFORMATION

Fabric Mixing

If fabric is ordered from one group on side 1 and another group on side 2, calculate list price using the following method:

Example:
-Grade 2 Fabric
-Grade 1 Fabric
———————
Upcharge

Upcharge/2 = Cost for one side

Grade 1 Fabric
+Cost for one side
———————
Combined list price

Fabric Disclaimer

Fabric will be applied as swatched by the fabric manufacturer. Fabric that is required to be applied differently than is swatched will need a Product Modification Request written specifying the direction the fabric is to be applied.

SPECIAL SERVICES

Special Carton Marking

With specially marked information	N/C

Shipping

Ships **knocked down, FOB Manitowoc, WI 54220, freight prepaid.** Freight class 70.

Specifications and prices are subject to change without prior notice.

Preconfigured Segmented Steel Panels w/Fabric Top Tiles Beltway/Power

Standard Base Raceway

Preconfigured Segmented Steel Panels w/Fabric Top Tiles Beltway/Power

Standard Base Raceway

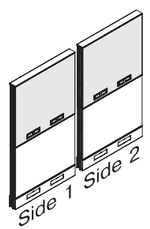

USFR

MODEL	W x H	MODEL NUMBER Basic Model	Top Cap Style	Electrical Code	Bezel Color	Trim Color	Steel Color Side 1	Fabric Side 1	Steel Color Side 2	Fabric Side 2	Approx. Packaged Weight	Delivered Pricing Fabric Grade 1 & C.O.M.	Delivered Pricing Fabric Grade 2	Delivered Pricing Fabric Grade 3 & Pallas Vertical Fabric Grade PV	Delivered Pricing Pallas Vertical Fabric Grade PV1	Delivered Pricing Pallas Vertical Fabric Grade PV2
Segmented Steel Panel - 40"H	24 x 40	USSFRBW2440	□	□□	□□□	□□	□□□□	□□□□	□□□□	□□□□	43.7#	$ 710	$ 730	$ 745	$ 772	$ 799
• Includes segmented tiles with steel lower and fabric upper segments for both sides	30 x 40	USSFRBW3040	□	□□	□□□	□□	□□□□	□□□□	□□□□	□□□□	50.4#	796	821	834	864	894
• Standard base raceway on both sides accepts power and data cable distribution	36 x 40	USSFRBW3640	□	□□	□□□	□□	□□□□	□□□□	□□□□	□□□□	57.1#	842	866	881	915	945
• Above worksurface beltway on both sides accepts power and data cable distribution	42 x 40	USSFRBW4240	□	□□	□□□	□□	□□□□	□□□□	□□□□	□□□□	64.0#	879	905	922	954	988
• Panel assembly includes frame, trim, and panel-to-panel connectors	48 x 40	USSFRBW4840	□	□□	□□□	□□	□□□□	□□□□	□□□□	□□□□	70.7#	947	977	993	1030	1066
• Trim is metal and includes top cap, bottom trim channel, base raceway, and segment channel	54 x 40	USSFRBW5440	□	□□	□□□	□□	□□□□	□□□□	□□□□	□□□□	77.5#	1047	1077	1093	1134	1175
• Side 1 and side 2 finishes are specified separately	60 x 40	USSFRBW6040	□	□□	□□□	□□	□□□□	□□□□	□□□□	□□□□	84.3#	1207	1239	1263	1307	1354
• 30-72" wide panels each feature two power knockouts at base and two knockouts with bezels at beltway per side	72 x 40	USSFRBW7240	□	□□	□□□	□□	□□□□	□□□□	□□□□	□□□□	105.3#	1564	1610	1638	1701	1758
• 24" wide panels each feature one power knockout and one knockout with bezel at beltway per side																
• 72" wide panels feature split tiles																
• Electrical components are specified separately			Ⓐ	Ⓑ	Ⓒ	Ⓓ	Ⓔ	Ⓕ	Ⓖ	Ⓗ	Ⓘ					

HOW TO ORDER

Indicate the following information on order form:
1. Quantity of each item.
2. Model number, including options. See "How To Build a Model Number".
3. Any special service required.

Note: • The □ indicates that a choice is required.
- The absence of the □ indicates that no choice is required.
- Alpha-numeric characters in place of □ indicate that no other alternatives are available.

HOW TO BUILD A MODEL NUMBER

Ⓐ Select basic model.

Ⓑ Select top cap style.

F	- Flat trim (std)
N	- No topcap

Ⓒ Select electrical code.

DP	- Domestic - with cutouts
D1	- Domestic, 1 side w/cutouts

Ⓓ Select bezel color.
Refer to the **Product Color Options** page in this price list.

Ⓔ Select trim color.
Refer to the **Product Color Options** page in this price list.

Ⓕ Select steel bottom color side 1.
Refer to the **Product Color Options** page in this price list.

Ⓖ Select fabric side 1.
Refer to **ki.com/fabrics**

Ⓗ Select steel bottom color side 2.
Refer to the **Product Color Options** page in this price list.

Ⓘ Select fabric side 2.
Refer to **ki.com/fabrics**

UPHOLSTERY INFORMATION

Fabric Mixing

If fabric is ordered from one group on side 1 and another group on side 2, calculate list price using the following method:

Example:
-Grade 2 Fabric
-Grade 1 Fabric
———————
Upcharge

Upcharge/2 = Cost for one side

Grade 1 Fabric
+Cost for one side
———————
Combined list price

Fabric Disclaimer

Fabric will be applied as swatched by the fabric manufacturer. Fabric that is required to be applied differently than is swatched will need a Product Modification Request written specifying the direction the fabric is to be applied.

SPECIAL SERVICES

Special Carton Marking

With specially marked information	N/C

Shipping

Ships **knocked down, FOB Manitowoc, WI 54220, freight prepaid.** Freight class 70.

Specifications and prices are subject to change without prior notice.

Preconfigured Segmented Steel Panels w/Fabric Top Tiles Beltway/Power

Standard Base Raceway

Preconfigured Segmented Steel Panels w/Fabric Top Tiles Beltway/Power

Standard Base Raceway

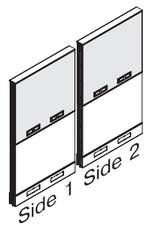

	MODEL	W x H	MODEL NUMBER: Basic Model	Top Cap Style Ⓑ	Electrical Code Ⓒ	Bezel Color Ⓓ	Trim Color Ⓔ	Steel Color Side 1 Ⓕ	Fabric Side 1 Ⓖ	Steel Color Side 2 Ⓗ	Fabric Side 2 Ⓘ	Approx. Packaged Weight	Delivered Pricing Fabric Grade 1 & C.O.M.	Delivered Pricing Fabric Grade 2	Delivered Pricing Fabric Grade 3 & Pallas Vertical Fabric Grade PV	Delivered Pricing Pallas Vertical Fabric Grade PV1	Delivered Pricing Pallas Vertical Fabric Grade PV2
	Segmented Steel Panel - 48"H	24 x 48	USSFRBW2448	□	□□	□□□	□□	□□□□	□□□□	□□□□	□□□□	49.0#	$ 750	$ 772	$ 785	$ 812	$ 842
		30 x 48	USSFRBW3048	□	□□	□□□	□□	□□□□	□□□□	□□□□	□□□□	56.2#	839	864	879	914	943
		36 x 48	USSFRBW3648	□	□□	□□□	□□	□□□□	□□□□	□□□□	□□□□	63.5#	894	921	936	974	1004
		42 x 48	USSFRBW4248	□	□□	□□□	□□	□□□□	□□□□	□□□□	□□□□	70.8#	956	983	1002	1038	1075
		48 x 48	USSFRBW4848	□	□□	□□□	□□	□□□□	□□□□	□□□□	□□□□	78.1#	1023	1054	1074	1111	1151
		54 x 48	USSFRBW5448	□	□□	□□□	□□	□□□□	□□□□	□□□□	□□□□	85.4#	1121	1154	1174	1216	1260
		60 x 48	USSFRBW6048	□	□□	□□□	□□	□□□□	□□□□	□□□□	□□□□	92.8#	1284	1320	1344	1395	1441
		72 x 48	USSFRBW7248	□	□□	□□□	□□	□□□□	□□□□	□□□□	□□□□	116.1#	1664	1711	1741	1807	1868
USFR																	
	Segmented Steel Panel - 56"H	24 x 56	USSFRBW2456	□	□□	□□□	□□	□□□□	□□□□	□□□□	□□□□	53.3#	$ 788	$ 810	$ 826	$ 855	$ 883
USFR		30 x 56	USSFRBW3056	□	□□	□□□	□□	□□□□	□□□□	□□□□	□□□□	61.1#	882	909	924	958	991
		36 x 56	USSFRBW3656	□	□□	□□□	□□	□□□□	□□□□	□□□□	□□□□	68.9#	949	978	996	1034	1068
		42 x 56	USSFRBW4256	□	□□	□□□	□□	□□□□	□□□□	□□□□	□□□□	76.8#	1022	1053	1070	1110	1150
		48 x 56	USSFRBW4856	□	□□	□□□	□□	□□□□	□□□□	□□□□	□□□□	84.6#	1093	1124	1147	1187	1229
		54 x 56	USSFRBW5456	□	□□	□□□	□□	□□□□	□□□□	□□□□	□□□□	92.4#	1165	1200	1222	1265	1310
		60 x 56	USSFRBW6056	□	□□	□□□	□□	□□□□	□□□□	□□□□	□□□□	100.3#	1307	1344	1368	1417	1470
		72 x 56	USSFRBW7256	□	□□	□□□	□□	□□□□	□□□□	□□□□	□□□□	126.0#	1768	1817	1852	1920	1986
	Segmented Steel Panel - 64"H	24 x 64	USSFRBW2464	□	□□	□□□	□□	□□□□	□□□□	□□□□	□□□□	57.7#	$ 839	$ 862	$ 879	$ 912	$ 942
USFR		30 x 64	USSFRBW3064	□	□□	□□□	□□	□□□□	□□□□	□□□□	□□□□	66.0#	971	996	1013	1052	1087
		36 x 64	USSFRBW3664	□	□□	□□□	□□	□□□□	□□□□	□□□□	□□□□	74.3#	1053	1080	1101	1143	1180
		42 x 64	USSFRBW4264	□	□□	□□□	□□	□□□□	□□□□	□□□□	□□□□	82.7#	1087	1117	1137	1178	1220
		48 x 64	USSFRBW4864	□	□□	□□□	□□	□□□□	□□□□	□□□□	□□□□	91.1#	1164	1200	1220	1265	1307
		54 x 64	USSFRBW5464	□	□□	□□□	□□	□□□□	□□□□	□□□□	□□□□	99.4#	1255	1294	1317	1366	1410
		60 x 64	USSFRBW6064	□	□□	□□□	□□	□□□□	□□□□	□□□□	□□□□	107.8#	1426	1466	1493	1547	1599
		72 x 64	USSFRBW7264	□	□□	□□□	□□	□□□□	□□□□	□□□□	□□□□	135.8#	1972	2030	2065	2141	2217
				Ⓐ	Ⓑ	Ⓒ	Ⓓ	Ⓔ	Ⓕ	Ⓖ	Ⓗ	Ⓘ					

HOW TO ORDER

Indicate the following information on order form:
1. Quantity of each item.
2. Model number, including options. See "How To Build a Model Number".
3. Any special service required.

Note: • The □ indicates that a choice is required.
- The absence of the □ indicates that no choice is required.
- Alpha-numeric characters in place of □ indicate that no other alternatives are available.

HOW TO BUILD A MODEL NUMBER

Ⓐ Select basic model.

Ⓑ Select top cap style.

F	- Flat trim (std)
N	- No topcap

Ⓒ Select electrical code.

DP	- Domestic - with cutouts
D1	- Domestic, 1 side w/cutouts

Ⓓ Select bezel color.
Refer to the **Product Color Options** page in this price list.

Ⓔ Select trim color.
Refer to the **Product Color Options** page in this price list.

Ⓕ Select steel bottom color side 1.
Refer to the **Product Color Options** page in this price list.

Ⓖ Select fabric side 1.
Refer to **ki.com/fabrics**

Ⓗ Select steel bottom color side 2.
Refer to the **Product Color Options** page in this price list.

Ⓘ Select fabric side 2.
Refer to **ki.com/fabrics**

UPHOLSTERY INFORMATION

Fabric Mixing

If fabric is ordered from one group on side 1 and another group on side 2, calculate list price using the following method:

Example:
-Grade 2 Fabric
-Grade 1 Fabric
———————-
Upcharge

Upcharge/2 = Cost for one side

Grade 1 Fabric
+Cost for one side
———————-
Combined list price

Fabric Disclaimer

Fabric will be applied as swatched by the fabric manufacturer. Fabric that is required to be applied differently than is swatched will need a Product Modification Request written specifying the direction the fabric is to be applied.

SPECIAL SERVICES

Special Carton Marking

With specially marked information	N/C

Shipping

Ships **knocked down, FOB Manitowoc, WI 54220, freight prepaid.** Freight class 70.

Specifications and prices are subject to change without prior notice.

Preconfigured Segmented Steel Panels w/Fabric Top Tiles Beltway/Power

Elevated Base

Preconfigured Segmented Steel Panels w/Fabric Top Tiles Beltway/Power

Elevated Base

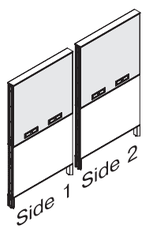

USFL

Segmented Steel Panel - 40"H

- Includes segmented tiles with steel lower and fabric upper segments for both sides
- 30-72" wide tiles each feature two power knockouts with bezels at above-worksurface beltway
- 24" wide tiles each feature one power knockout with bezel at above-worksurface beltway
- Elevated base does not accept cable distribution
- Panel assembly includes frame, trim, and panel-to-panel connectors
- Trim is metal and includes top cap, bottom trim channel, segment channel and foot shroud
- Side 1 and side 2 finishes are specified separately
- 72" wide panels feature split tiles

MODEL	W x H	MODEL NUMBER: Basic Model	Top Cap Style	Electrical Code	Bezel Color	Trim Color	Steel Color Side 1	Fabric Side 1	Steel Color Side 2	Fabric Side 2	Approx. Packaged Weight	Delivered Pricing Fabric Grade 1 & C.O.M.	Delivered Pricing Fabric Grade 2	Delivered Pricing Fabric Grade 3 & Pallas Vertical Fabric Grade PV	Delivered Pricing Pallas Vertical Fabric Grade PV1	Delivered Pricing Pallas Vertical Fabric Grade PV2
	24 x 40	USSFLBW2440	☐	☐☐	☐☐☐	☐☐	☐☐☐☐	☐☐☐☐	☐☐☐☐	☐☐☐☐	41.4#	$ 710	$ 730	$ 745	$ 772	$ 799
	30 x 40	USSFLBW3040	☐	☐☐	☐☐☐	☐☐	☐☐☐☐	☐☐☐☐	☐☐☐☐	☐☐☐☐	47.4#	796	821	834	864	894
	36 x 40	USSFLBW3640	☐	☐☐	☐☐☐	☐☐	☐☐☐☐	☐☐☐☐	☐☐☐☐	☐☐☐☐	53.4#	842	866	881	915	945
	42 x 40	USSFLBW4240	☐	☐☐	☐☐☐	☐☐	☐☐☐☐	☐☐☐☐	☐☐☐☐	☐☐☐☐	59.4#	879	905	922	954	988
	48 x 40	USSFLBW4840	☐	☐☐	☐☐☐	☐☐	☐☐☐☐	☐☐☐☐	☐☐☐☐	☐☐☐☐	65.4#	947	977	993	1030	1066
	54 x 40	USSFLBW5440	☐	☐☐	☐☐☐	☐☐	☐☐☐☐	☐☐☐☐	☐☐☐☐	☐☐☐☐	71.3#	1047	1077	1093	1134	1175
	60 x 40	USSFLBW6040	☐	☐☐	☐☐☐	☐☐	☐☐☐☐	☐☐☐☐	☐☐☐☐	☐☐☐☐	77.3#	1207	1239	1263	1307	1354
	72 x 40	USSFLBW7240	☐	☐☐	☐☐☐	☐☐	☐☐☐☐	☐☐☐☐	☐☐☐☐	☐☐☐☐	96.7#	1564	1610	1638	1701	1758
			Ⓑ	Ⓒ	Ⓓ	Ⓔ	Ⓕ	Ⓖ	Ⓗ	Ⓘ						

HOW TO ORDER

Indicate the following information on order form:
1. Quantity of each item.
2. Model number, including options. See "How To Build a Model Number".
3. Any special service required.

Note: • The ☐ indicates that a choice is required.
- The absence of the ☐ indicates that no choice is required.
- Alpha-numeric characters in place of ☐ indicate that no other alternatives are available.

HOW TO BUILD A MODEL NUMBER

Ⓐ Select basic model.

Ⓑ Select top cap style.
- **F** - Flat trim (std)
- **N** - No topcap

Ⓒ Select electrical code.
- **DP** - Domestic - with cutouts

Ⓓ Select bezel color.
Refer to the **Product Color Options** page in this price list.

Ⓔ Select trim color.
Refer to the **Product Color Options** page in this price list.

Ⓕ Select steel bottom color side 1.
Refer to the **Product Color Options** page in this price list.

Ⓖ Select fabric side 1.
Refer to **ki.com/fabrics**

Ⓗ Select steel bottom color side 2.
Refer to the **Product Color Options** page in this price list.

Ⓘ Select fabric side 2.
Refer to **ki.com/fabrics**

UPHOLSTERY INFORMATION

Fabric Mixing

If fabric is ordered from one group on side 1 and another group on side 2, calculate list price using the following method:

Example:
-Grade 2 Fabric
-Grade 1 Fabric
———————
Upcharge

Upcharge/2 = Cost for one side

Grade 1 Fabric
+Cost for one side
———————
Combined list price

Fabric Disclaimer

Fabric will be applied as swatched by the fabric manufacturer. Fabric that is required to be applied differently than is swatched will need a Product Modification Request written specifying the direction the fabric is to be applied.

SPECIAL SERVICES

Special Carton Marking

With specially marked information	N/C

Shipping

Ships **knocked down, FOB Manitowoc, WI 54220, freight prepaid.** Freight class 70.

Specifications and prices are subject to change without prior notice.

Preconfigured Segmented Steel Panels w/Fabric Top Tiles Beltway/Power

Elevated Base

Preconfigured Segmented Steel Panels w/Fabric Top Tiles Beltway/Power

Elevated Base

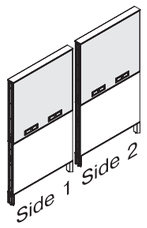

USFL

MODEL	W x H	MODEL NUMBER: Basic Model	Top Cap Style (B)	Electrical Code (C)	Bezel Color (D)	Trim Color (E)	Steel Color Side 1 (F)	Fabric Side 1 (G)	Steel Color Side 2 (H)	Fabric Side 2 (I)	Approx. Packaged Weight	Delivered Pricing Fabric Grade 1 & C.O.M.	Delivered Pricing Fabric Grade 2	Delivered Pricing Fabric Grade 3 & Pallas Vertical Fabric Grade PV	Delivered Pricing Pallas Vertical Fabric Grade PV1	Delivered Pricing Pallas Vertical Fabric Grade PV2
Segmented Steel Panel - 48”H	24 x 48	USSFLBW2448	□	□□	□□□	□□	□□□□	□□□□	□□□□	□□□□	46.7#	$ 750	$ 772	$ 785	$ 812	$ 842
	30 x 48	USSFLBW3048	□	□□	□□□	□□	□□□□	□□□□	□□□□	□□□□	53.3#	839	864	879	914	943
	36 x 48	USSFLBW3648	□	□□	□□□	□□	□□□□	□□□□	□□□□	□□□□	59.7#	894	921	936	974	1004
	42 x 48	USSFLBW4248	□	□□	□□□	□□	□□□□	□□□□	□□□□	□□□□	66.3#	956	983	1002	1038	1075
	48 x 48	USSFLBW4848	□	□□	□□□	□□	□□□□	□□□□	□□□□	□□□□	72.8#	1023	1054	1074	1111	1151
	54 x 48	USSFLBW5448	□	□□	□□□	□□	□□□□	□□□□	□□□□	□□□□	79.3#	1121	1154	1174	1216	1260
	60 x 48	USSFLBW6048	□	□□	□□□	□□	□□□□	□□□□	□□□□	□□□□	85.8#	1284	1320	1344	1395	1441
	72 x 48	USSFLBW7248	□	□□	□□□	□□	□□□□	□□□□	□□□□	□□□□	107.6#	1664	1711	1741	1807	1868
Segmented Steel Panel - 56”H	24 x 56	USSFLBW2456	□	□□	□□□	□□	□□□□	□□□□	□□□□	□□□□	51.1#	$ 788	$ 810	$ 826	$ 855	$ 883
	30 x 56	USSFLBW3056	□	□□	□□□	□□	□□□□	□□□□	□□□□	□□□□	58.1#	882	909	924	958	991
	36 x 56	USSFLBW3656	□	□□	□□□	□□	□□□□	□□□□	□□□□	□□□□	65.1#	949	978	996	1034	1068
	42 x 56	USSFLBW4256	□	□□	□□□	□□	□□□□	□□□□	□□□□	□□□□	72.2#	1022	1053	1070	1110	1150
	48 x 56	USSFLBW4856	□	□□	□□□	□□	□□□□	□□□□	□□□□	□□□□	79.2#	1093	1124	1147	1187	1229
	54 x 56	USSFLBW5456	□	□□	□□□	□□	□□□□	□□□□	□□□□	□□□□	86.2#	1165	1200	1222	1265	1310
	60 x 56	USSFLBW6056	□	□□	□□□	□□	□□□□	□□□□	□□□□	□□□□	93.3#	1307	1344	1368	1417	1470
	72 x 56	USSFLBW7256	□	□□	□□□	□□	□□□□	□□□□	□□□□	□□□□	117.4#	1768	1817	1852	1920	1986
Segmented Steel Panel - 64”H	24 x 64	USSFLBW2464	□	□□	□□□	□□	□□□□	□□□□	□□□□	□□□□	55.4#	$ 839	$ 862	$ 879	$ 912	$ 942
	30 x 64	USSFLBW3064	□	□□	□□□	□□	□□□□	□□□□	□□□□	□□□□	63.0#	971	996	1013	1052	1087
	36 x 64	USSFLBW3664	□	□□	□□□	□□	□□□□	□□□□	□□□□	□□□□	70.5#	1053	1080	1101	1143	1180
	42 x 64	USSFLBW4264	□	□□	□□□	□□	□□□□	□□□□	□□□□	□□□□	78.1#	1087	1117	1137	1178	1220
	48 x 64	USSFLBW4864	□	□□	□□□	□□	□□□□	□□□□	□□□□	□□□□	85.7#	1164	1200	1220	1265	1307
	54 x 64	USSFLBW5464	□	□□	□□□	□□	□□□□	□□□□	□□□□	□□□□	93.2#	1255	1294	1317	1366	1410
	60 x 64	USSFLBW6064	□	□□	□□□	□□	□□□□	□□□□	□□□□	□□□□	100.8#	1426	1466	1493	1547	1599
	72 x 64	USSFLBW7264	□	□□	□□□	□□	□□□□	□□□□	□□□□	□□□□	127.2#	1972	2030	2065	2141	2217
			Ⓑ	Ⓒ	Ⓓ	Ⓔ	Ⓕ	Ⓖ	Ⓗ	Ⓘ						

HOW TO ORDER

Indicate the following information on order form:
1. Quantity of each item.
2. Model number, including options. See “How To Build a Model Number”.
3. Any special service required.

Note: • The □ indicates that a choice is required.
- The absence of the □ indicates that no choice is required.
- Alpha-numeric characters in place of □ indicate that no other alternatives are available.

HOW TO BUILD A MODEL NUMBER

Ⓐ Select basic model.

Ⓑ Select top cap style.

F	- Flat trim (std)
N	- No topcap

Ⓒ Select electrical code.

DP	- Domestic - with cutouts

Ⓓ Select bezel color.
Refer to the **Product Color Options** page in this price list.

Ⓔ Select trim color.
Refer to the **Product Color Options** page in this price list.

Ⓕ Select steel bottom color side 1.
Refer to the **Product Color Options** page in this price list.

Ⓖ Select fabric side 1.
Refer to **ki.com/fabrics**

Ⓗ Select steel bottom color side 2.
Refer to the **Product Color Options** page in this price list.

Ⓘ Select fabric side 2.
Refer to **ki.com/fabrics**

UPHOLSTERY INFORMATION

Fabric Mixing

If fabric is ordered from one group on side 1 and another group on side 2, calculate list price using the following method:

Example:
-Grade 2 Fabric
-Grade 1 Fabric
———————
Upcharge

Upcharge/2 = Cost for one side

Grade 1 Fabric
+Cost for one side
———————
Combined list price

Fabric Disclaimer

Fabric will be applied as swatched by the fabric manufacturer. Fabric that is required to be applied differently than is swatched will need a Product Modification Request written specifying the direction the fabric is to be applied.

SPECIAL SERVICES

Special Carton Marking

With specially marked information	N/C

Shipping

Ships **knocked down, FOB Manitowoc, WI 54220, freight prepaid.** Freight class 70.

Specifications and prices are subject to change without prior notice.

Preconfigured Segmented Steel Panels w/Fabric Top Tiles Beltway/Power

Tile-to-Floor One Side; Standard Base Raceway One Side

Preconfigured Segmented Steel Panels w/Fabric Top Tiles Beltway/Power

Tile-to-Floor One Side; Standard Base Raceway One Side

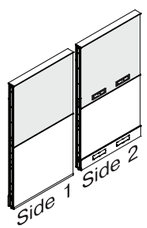

USFT

- Side 1: tile-to-floor base does not accept cable distribution at base or beltway
- Side 2: standard base raceway and above-worksurface beltway power accept cable distribution
- Includes segmented tiles with steel lower and fabric upper segments for both sides
- Panel assembly includes frame, trim, and panel-to-panel connectors
- Trim is metal and includes top cap, bottom trim channel, base raceway, and segment channel
- Side 1 and side 2 finishes are specified separately
- Side 2: 30-72" wide tiles feature two base and two beltway power knockouts
- Side 2: 24" wide tiles feature one base and one beltway power knockout
- 72" wide panels feature split tiles
- Electrical components are specified separately

MODEL	W x H	MODEL NUMBER: Basic Model	Top Cap Style	Electrical Code	Bezel Color	Trim Color	Steel Color Side 1	Fabric Side 1	Steel Color Side 2	Fabric Side 2	Approx. Packaged Weight	Delivered Pricing Fabric Grade 1 & C.O.M.	Delivered Pricing Fabric Grade 2	Delivered Pricing Fabric Grade 3 & Pallas Vertical Fabric Grade PV	Delivered Pricing Pallas Vertical Fabric Grade PV1	Delivered Pricing Pallas Vertical Fabric Grade PV2
Segmented Steel Panel - 40"H	24 x 40	USSFTBW2440	☐	☐☐	☐☐☐	☐☐	☐☐☐☐	☐☐☐☐	☐☐☐☐	☐☐☐☐	42.9#	$ 710	$ 730	$ 745	$ 772	$ 799
	30 x 40	USSFTBW3040	☐	☐☐	☐☐☐	☐☐	☐☐☐☐	☐☐☐☐	☐☐☐☐	☐☐☐☐	49.4#	796	821	834	864	894
	36 x 40	USSFTBW3640	☐	☐☐	☐☐☐	☐☐	☐☐☐☐	☐☐☐☐	☐☐☐☐	☐☐☐☐	55.9#	842	866	881	915	945
	42 x 40	USSFTBW4240	☐	☐☐	☐☐☐	☐☐	☐☐☐☐	☐☐☐☐	☐☐☐☐	☐☐☐☐	62.5#	879	905	922	954	988
	48 x 40	USSFTBW4840	☐	☐☐	☐☐☐	☐☐	☐☐☐☐	☐☐☐☐	☐☐☐☐	☐☐☐☐	69.0#	947	977	993	1030	1066
	54 x 40	USSFTBW5440	☐	☐☐	☐☐☐	☐☐	☐☐☐☐	☐☐☐☐	☐☐☐☐	☐☐☐☐	75.5#	1047	1077	1093	1134	1175
	60 x 40	USSFTBW6040	☐	☐☐	☐☐☐	☐☐	☐☐☐☐	☐☐☐☐	☐☐☐☐	☐☐☐☐	82.1#	1207	1239	1263	1307	1354
	72 x 40	USSFTBW7240	☐	☐☐	☐☐☐	☐☐	☐☐☐☐	☐☐☐☐	☐☐☐☐	☐☐☐☐	102.7#	1564	1610	1638	1701	1758
			Ⓑ	Ⓒ	Ⓓ	Ⓔ	Ⓕ	Ⓖ	Ⓗ	Ⓘ						

HOW TO ORDER

Indicate the following information on order form:
1. Quantity of each item.
2. Model number, including options. See "How To Build a Model Number".
3. Any special service required.

Note: • The ☐ indicates that a choice is required.
- The absence of the ☐ indicates that no choice is required.
- Alpha-numeric characters in place of ☐ indicate that no other alternatives are available.

HOW TO BUILD A MODEL NUMBER

Ⓐ Select basic model.

Ⓑ Select top cap style.
- **F** - Flat trim (std)
- **N** - No topcap

Ⓒ Select electrical code.
- **DP** - Domestic - with cutouts

Ⓓ Select bezel color.
Refer to the **Product Color Options** page in this price list.

Ⓔ Select trim color.
Refer to the **Product Color Options** page in this price list.

Ⓕ Select steel bottom color side 1.
Refer to the **Product Color Options** page in this price list.

Ⓖ Select fabric side 1.
Refer to **ki.com/fabrics**

Ⓗ Select steel bottom color side 2.
Refer to the **Product Color Options** page in this price list.

Ⓘ Select fabric side 2.
Refer to **ki.com/fabrics**

UPHOLSTERY INFORMATION

Fabric Mixing

If fabric is ordered from one group on side 1 and another group on side 2, calculate list price using the following method:

Example:
-Grade 2 Fabric
-Grade 1 Fabric
———————
Upcharge

Upcharge/2 = Cost for one side

Grade 1 Fabric
+Cost for one side
———————
Combined list price

Fabric Disclaimer

Fabric will be applied as swatched by the fabric manufacturer. Fabric that is required to be applied differently than is swatched will need a Product Modification Request written specifying the direction the fabric is to be applied.

SPECIAL SERVICES

Special Carton Marking

With specially marked information	N/C

Shipping

Ships **knocked down, FOB Manitowoc, WI 54220, freight prepaid.** Freight class 70.

Specifications and prices are subject to change without prior notice.

Preconfigured Segmented Steel Panels w/Fabric Top Tiles Beltway/Power

Tile-to-Floor One Side; Standard Base Raceway One Side

Preconfigured Segmented Steel Panels w/Fabric Top Tiles Beltway/Power

Tile-to-Floor One Side; Standard Base Raceway One Side

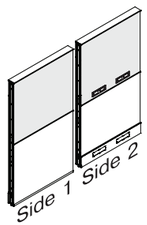

USFT

MODEL	W x H	MODEL NUMBER: Basic Model	Top Cap Style (A)	Electrical Code (B)	Bezel Color (C)	Trim Color (D)	Steel Color Side 1 (E)	Fabric Side 1 (F)	Steel Color Side 2 (G)	Fabric Side 2 (H)	Approx. Packaged Weight	Delivered Pricing Fabric Grade 1 & C.O.M.	Delivered Pricing Fabric Grade 2	Delivered Pricing Fabric Grade 3 & Pallas Vertical Fabric Grade PV	Delivered Pricing Pallas Vertical Fabric Grade PV1	Delivered Pricing Pallas Vertical Fabric Grade PV2
Segmented Steel Panel - 48"H	24 x 48	USSFTBW2448	□	□□	□□□	□□	□□□□	□□□□	□□□□	□□□□	48.2#	$ 750	$ 772	$ 785	$ 812	$ 842
	30 x 48	USSFTBW3048	□	□□	□□□	□□	□□□□	□□□□	□□□□	□□□□	55.2#	839	864	879	914	943
	36 x 48	USSFTBW3648	□	□□	□□□	□□	□□□□	□□□□	□□□□	□□□□	62.3#	894	921	936	974	1004
	42 x 48	USSFTBW4248	□	□□	□□□	□□	□□□□	□□□□	□□□□	□□□□	69.4#	956	983	1002	1038	1075
	48 x 48	USSFTBW4848	□	□□	□□□	□□	□□□□	□□□□	□□□□	□□□□	76.4#	1023	1054	1074	1111	1151
	54 x 48	USSFTBW5448	□	□□	□□□	□□	□□□□	□□□□	□□□□	□□□□	83.5#	1121	1154	1174	1216	1260
	60 x 48	USSFTBW6048	□	□□	□□□	□□	□□□□	□□□□	□□□□	□□□□	90.6#	1284	1320	1344	1395	1441
	72 x 48	USSFTBW7248	□	□□	□□□	□□	□□□□	□□□□	□□□□	□□□□	113.5#	1664	1711	1741	1807	1868
Segmented Steel Panel - 56"H	24 x 56	USSFTBW2456	□	□□	□□□	□□	□□□□	□□□□	□□□□	□□□□	52.5#	$ 788	$ 810	$ 826	$ 855	$ 883
	30 x 56	USSFTBW3056	□	□□	□□□	□□	□□□□	□□□□	□□□□	□□□□	60.1#	882	909	924	958	991
	36 x 56	USSFTBW3656	□	□□	□□□	□□	□□□□	□□□□	□□□□	□□□□	67.7#	949	978	996	1034	1068
	42 x 56	USSFTBW4256	□	□□	□□□	□□	□□□□	□□□□	□□□□	□□□□	75.3#	1022	1053	1070	1110	1150
	48 x 56	USSFTBW4856	□	□□	□□□	□□	□□□□	□□□□	□□□□	□□□□	82.9#	1093	1124	1147	1187	1229
	54 x 56	USSFTBW5456	□	□□	□□□	□□	□□□□	□□□□	□□□□	□□□□	90.5#	1165	1200	1222	1265	1310
	60 x 56	USSFTBW6056	□	□□	□□□	□□	□□□□	□□□□	□□□□	□□□□	98.1#	1307	1344	1368	1417	1470
	72 x 56	USSFTBW7256	□	□□	□□□	□□	□□□□	□□□□	□□□□	□□□□	123.4#	1768	1817	1852	1920	1986
Segmented Steel Panel - 64"H	24 x 64	USSFTBW2464	□	□□	□□□	□□	□□□□	□□□□	□□□□	□□□□	56.9#	$ 839	$ 862	$ 879	$ 912	$ 942
	30 x 64	USSFTBW3064	□	□□	□□□	□□	□□□□	□□□□	□□□□	□□□□	65.0#	971	996	1013	1052	1087
	36 x 64	USSFTBW3664	□	□□	□□□	□□	□□□□	□□□□	□□□□	□□□□	73.1#	1053	1080	1101	1143	1180
	42 x 64	USSFTBW4264	□	□□	□□□	□□	□□□□	□□□□	□□□□	□□□□	81.2#	1087	1117	1137	1178	1220
	48 x 64	USSFTBW4864	□	□□	□□□	□□	□□□□	□□□□	□□□□	□□□□	89.3#	1164	1200	1220	1265	1307
	54 x 64	USSFTBW5464	□	□□	□□□	□□	□□□□	□□□□	□□□□	□□□□	97.4#	1255	1294	1317	1366	1410
	60 x 64	USSFTBW6064	□	□□	□□□	□□	□□□□	□□□□	□□□□	□□□□	105.6#	1426	1466	1493	1547	1599
	72 x 64	USSFTBW7264	□	□□	□□□	□□	□□□□	□□□□	□□□□	□□□□	133.2#	1972	2030	2065	2141	2217
			Ⓐ	Ⓑ	Ⓒ	Ⓓ	Ⓔ	Ⓕ	Ⓖ	Ⓗ	Ⓘ					

HOW TO ORDER

Indicate the following information on order form:
1. Quantity of each item.
2. Model number, including options. See "How To Build a Model Number".
3. Any special service required.

Note: • The □ indicates that a choice is required.
- The absence of the □ indicates that no choice is required.
- Alpha-numeric characters in place of □ indicate that no other alternatives are available.

HOW TO BUILD A MODEL NUMBER

Ⓐ Select basic model.

Ⓑ Select top cap style.

F	- Flat trim (std)
N	- No topcap

Ⓒ Select electrical code.

DP	- Domestic - with cutouts

Ⓓ Select bezel color.
Refer to the **Product Color Options** page in this price list.

Ⓔ Select trim color.
Refer to the **Product Color Options** page in this price list.

Ⓕ Select steel bottom color side 1.
Refer to the **Product Color Options** page in this price list.

Ⓖ Select fabric side 1.
Refer to **ki.com/fabrics**

Ⓗ Select steel bottom color side 2.
Refer to the **Product Color Options** page in this price list.

Ⓘ Select fabric side 2.
Refer to **ki.com/fabrics**

UPHOLSTERY INFORMATION

Fabric Mixing

If fabric is ordered from one group on side 1 and another group on side 2, calculate list price using the following method:

Example:
-Grade 2 Fabric
-Grade 1 Fabric
———————
Upcharge

Upcharge/2 = Cost for one side

Grade 1 Fabric
+Cost for one side
———————
Combined list price

Fabric Disclaimer

Fabric will be applied as swatched by the fabric manufacturer. Fabric that is required to be applied differently than is swatched will need a Product Modification Request written specifying the direction the fabric is to be applied.

SPECIAL SERVICES

Special Carton Marking

With specially marked information	N/C

Shipping

Ships **knocked down, FOB Manitowoc, WI 54220, freight prepaid.** Freight class 70.

Specifications and prices are subject to change without prior notice.

Preconfigured Segmented Open Panels w/Fabric Top Tiles

Standard Base Raceway

Preconfigured Segmented Open Panels w/Fabric Top Tiles

Standard Base Raceway

	MODEL	W x H	MODEL NUMBER: Basic Model	Top Cap Style (A)	Electrical Code (B)	Trim Color (C)	Fabric Side 1 (D)	Fabric Side 2 (E)	Approx. Packaged Weight	Delivered Pricing Fabric Grade 1 & C.O.M.	Delivered Pricing Fabric Grade 2	Delivered Pricing Fabric Grade 3 & Pallas Vertical Fabric Grade PV	Delivered Pricing Pallas Vertical Fabric Grade PV1	Delivered Pricing Pallas Vertical Fabric Grade PV2
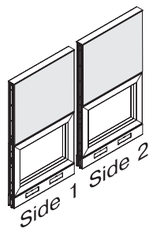 USFR	**Segmented Open Panel - 40"H** • Segmented panel features open powder coated aluminum frame lower segment and fabric upper segment • Standard base raceway on both sides accepts power and data cable distribution • Open frame allows pass-through accessibility range of 8" to 29" from floor • Panel assembly includes frame, trim, and panel-to-panel connecting hardware • Trim is metal and includes top cap, bottom trim channel, base raceway, and open frame • Side 1 and side 2 fabric finishes are specified separately • 30-60" wide panels feature two power knockouts per side • 24" wide panels feature one power knockout per side • Electrical components are specified separately	24 x 40	USOR2440	☐	☐☐	☐☐	☐☐☐☐	☐☐☐☐	43.0#	$ 821	$ 838	$ 851	$ 877	$ 903
		30 x 40	USOR3040	☐	☐☐	☐☐	☐☐☐☐	☐☐☐☐	50.0#	891	915	927	927	983
		36 x 40	USOR3640	☐	☐☐	☐☐	☐☐☐☐	☐☐☐☐	57.0#	936	957	975	1004	1035
		42 x 40	USOR4240	☐	☐☐	☐☐	☐☐☐☐	☐☐☐☐	64.0#	1042	1066	1081	1114	1146
		48 x 40	USOR4840	☐	☐☐	☐☐	☐☐☐☐	☐☐☐☐	70.0#	1067	1090	1110	1146	1178
		54 x 40	USOR5440	☐	☐☐	☐☐	☐☐☐☐	☐☐☐☐	77.0#	1132	1158	1180	1216	1254
		60 x 40	USOR6040	☐	☐☐	☐☐	☐☐☐☐	☐☐☐☐	84.0#	1265	1295	1319	1362	1405
	Segmented Open Panel - 48"H	24 x 48	USOR2448	☐	☐☐	☐☐	☐☐☐☐	☐☐☐☐	49.0#	$ 865	$ 887	$ 900	$ 930	$ 957
USFR		30 x 48	USOR3048	☐	☐☐	☐☐	☐☐☐☐	☐☐☐☐	56.0#	941	964	980	1008	1038
		36 x 48	USOR3648	☐	☐☐	☐☐	☐☐☐☐	☐☐☐☐	63.0#	988	1012	1029	1060	1091
		42 x 48	USOR4248	☐	☐☐	☐☐	☐☐☐☐	☐☐☐☐	70.0#	1117	1141	1158	1191	1227
		48 x 48	USOR4848	☐	☐☐	☐☐	☐☐☐☐	☐☐☐☐	78.0#	1137	1165	1185	1222	1260
		54 x 48	USOR5448	☐	☐☐	☐☐	☐☐☐☐	☐☐☐☐	85.0#	1207	1236	1256	1297	1338
		60 x 48	USOR6048	☐	☐☐	☐☐	☐☐☐☐	☐☐☐☐	92.0#	1344	1381	1404	1450	1496
	Segmented Open Panel - 56"H	24 x 56	USOR2456	☐	☐☐	☐☐	☐☐☐☐	☐☐☐☐	53.0#	$ 895	$ 920	$ 932	$ 961	$ 989
USFR		30 x 56	USOR3056	☐	☐☐	☐☐	☐☐☐☐	☐☐☐☐	61.0#	983	1008	1023	1023	1087
		36 x 56	USOR3656	☐	☐☐	☐☐	☐☐☐☐	☐☐☐☐	68.0#	1042	1067	1084	1118	1152
		42 x 56	USOR4256	☐	☐☐	☐☐	☐☐☐☐	☐☐☐☐	76.0#	1185	1211	1231	1268	1305
		48 x 56	USOR4856	☐	☐☐	☐☐	☐☐☐☐	☐☐☐☐	84.0#	1205	1233	1253	1291	1333
		54 x 56	USOR5456	☐	☐☐	☐☐	☐☐☐☐	☐☐☐☐	92.0#	1250	1280	1304	1344	1386
		60 x 56	USOR6056	☐	☐☐	☐☐	☐☐☐☐	☐☐☐☐	100.0#	1367	1405	1429	1477	1524
				Ⓐ	Ⓑ	Ⓒ	Ⓓ	Ⓔ	Ⓕ					

HOW TO ORDER

Indicate the following information on order form:
1. Quantity of each item.
2. Model number, including options. See "How To Build a Model Number".
3. Any special service required.

Note: • The ☐ indicates that a choice is required.
- The absence of the ☐ indicates that no choice is required.
- Alpha-numeric characters in place of ☐ indicate that no other alternatives are available.

HOW TO BUILD A MODEL NUMBER

Ⓐ Select basic model.

Ⓑ Select top cap style.

F	- Flat trim (std)
N	- No topcap

Ⓒ Select electrical code.

CP	- Chicago, 2 sides w/cutouts
DN	- Domestic, no cutouts
DP	- Domestic - with cutouts
C1	- Chicago, 1 side w/cutouts
D1	- Domestic, 1 side w/cutouts

Ⓓ Select trim color.
Refer to the **Product Color Options** page in this price list.

Ⓔ Select fabric side 1.
Refer to **ki.com/fabrics**

Ⓕ Select fabric side 2.
Refer to **ki.com/fabrics**

UPHOLSTERY INFORMATION

Fabric Mixing

If fabric is ordered from one group on side 1 and another group on side 2, calculate list price using the following method:

Example:
-Grade 2 Fabric
-Grade 1 Fabric
———————
Upcharge

Upcharge/2 = Cost for one side

Grade 1 Fabric
+Cost for one side
———————
Combined list price

Fabric Disclaimer

Fabric will be applied as swatched by the fabric manufacturer. Fabric that is required to be applied differently than is swatched will need a Product Modification Request written specifying the direction the fabric is to be applied.

SPECIAL SERVICES

Special Carton Marking

With specially marked information	N/C

Shipping

Ships **knocked down, FOB Manitowoc, WI 54220, freight prepaid.** Freight class 70.

Specifications and prices are subject to change without prior notice.

Preconfigured Segmented Open Panels w/Fabric Top Tiles

Standard Base Raceway

Preconfigured Segmented Open Panels w/Fabric Top Tiles

Standard Base Raceway

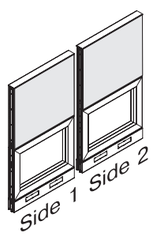

USFR

MODEL	W x H	MODEL NUMBER: Basic Model	Top Cap Style (B)	Electrical Code (C)	Trim Color (D)	Fabric Side 1 (E)	Fabric Side 2 (F)	Approx. Packaged Weight	Delivered Pricing Fabric Grade 1 & C.O.M.	Delivered Pricing Fabric Grade 2	Delivered Pricing Fabric Grade 3 & Pallas Vertical Fabric Grade PV	Delivered Pricing Pallas Vertical Fabric Grade PV1	Delivered Pricing Pallas Vertical Fabric Grade PV2
Segmented Open Panel - 64"H • Segmented panel features open powder coated aluminum frame lower segment and fabric upper segment • Standard base raceway on both sides accepts power and data cable distribution • Open frame allows pass-through accessibility range of 8" to 29" from floor • Panel assembly includes frame, trim, and panel-to-panel connecting hardware • Trim is metal and includes top cap, bottom trim channel, base raceway, and open frame • Side 1 and side 2 fabric finishes are specified separately • 30-60" wide panels feature two power knockouts per side • 24" wide panels feature one power knockout per side • Electrical components are specified separately	24 x 64	USOR2464	□	□□	□□	□□□□	□□□□	57.0#	$ 945	$ 972	$ 985	$ 1014	$ 1049
	30 x 64	USOR3064	□	□□	□□	□□□□	□□□□	66.0#	1068	1096	1113	1148	1183
	36 x 64	USOR3664	□	□□	□□	□□□□	□□□□	74.0#	1146	1173	1194	1231	1269
	42 x 64	USOR4264	□	□□	□□	□□□□	□□□□	82.0#	1249	1278	1300	1340	1379
	48 x 64	USOR4864	□	□□	□□	□□□□	□□□□	91.0#	1289	1308	1332	1371	1414
	54 x 64	USOR5464	□	□□	□□	□□□□	□□□□	99.0#	1344	1386	1399	1440	1486
	60 x 64	USOR6064	□	□□	□□	□□□□	□□□□	107.0#	1480	1547	1547	1595	1647

Ⓐ Ⓑ Ⓒ Ⓓ Ⓔ Ⓕ

HOW TO ORDER

Indicate the following information on order form:
1. Quantity of each item.
2. Model number, including options. See "How To Build a Model Number".
3. Any special service required.

Note: • The □ indicates that a choice is required.
- The absence of the □ indicates that no choice is required.
- Alpha-numeric characters in place of □ indicate that no other alternatives are available.

HOW TO BUILD A MODEL NUMBER

Ⓐ Select basic model.

Ⓑ Select top cap style.

F	- Flat trim (std)
N	- No topcap

Ⓒ Select electrical code.

CP	- Chicago, 2 sides w/cutouts
DN	- Domestic, no cutouts
DP	- Domestic - with cutouts
C1	- Chicago, 1 side w/cutouts
D1	- Domestic, 1 side w/cutouts

Ⓓ Select trim color.
Refer to the **Product Color Options** page in this price list.

Ⓔ Select fabric side 1.
Refer to **ki.com/fabrics**

Ⓕ Select fabric side 2.
Refer to **ki.com/fabrics**

UPHOLSTERY INFORMATION

Fabric Mixing

If fabric is ordered from one group on side 1 and another group on side 2, calculate list price using the following method:

Example:
-Grade 2 Fabric
-Grade 1 Fabric
———————
Upcharge

Upcharge/2 = Cost for one side

Grade 1 Fabric
+Cost for one side
———————
Combined list price

Fabric Disclaimer

Fabric will be applied as swatched by the fabric manufacturer. Fabric that is required to be applied differently than is swatched will need a Product Modification Request written specifying the direction the fabric is to be applied.

SPECIAL SERVICES

Special Carton Marking

With specially marked information	N/C

Shipping

Ships **knocked down, FOB Manitowoc, WI 54220, freight prepaid.** Freight class 70.

Specifications and prices are subject to change without prior notice.

Preconfigured Segmented Open Panels w/Fabric Top Tiles

Elevated Base

Preconfigured Segmented Open Panels w/Fabric Top Tiles

Elevated Base

	MODEL	W x H	MODEL NUMBER Basic Model	Top Cap Style	Trim Color	Fabric Side 1	Fabric Side 2	Approx. Packaged Weight	Delivered Pricing Fabric Grade 1 & C.O.M.	Delivered Pricing Fabric Grade 2	Delivered Pricing Fabric Grade 3 & Pallas Vertical Fabric Grade PV	Delivered Pricing Pallas Vertical Fabric Grade PV1	Delivered Pricing Pallas Vertical Fabric Grade PV2
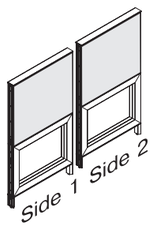 USFL	**Segmented Open Panel - 40"H** • Segmented panel features open powder coated aluminum frame lower segment and fabric upper segment • Elevated base is non-powered and does not accept cable distribution • Open frame allows pass-through accessibility range of 8" to 29" from floor • Panel assembly includes frame, trim, and panel-to-panel connecting hardware • Trim is metal and includes top cap, bottom trim channel, foot shroud, and open frame • Side 1 and side 2 fabric finishes are specified separately	24 x 40	USOL2440	□	□□	□□□□	□□□□	41.0#	$ 821	$ 838	$ 851	$ 877	$ 903
		30 x 40	USOL3040	□	□□	□□□□	□□□□	47.0#	891	915	927	927	983
		36 x 40	USOL3640	□	□□	□□□□	□□□□	53.0#	936	957	975	1004	1035
		42 x 40	USOL4240	□	□□	□□□□	□□□□	59.0#	1042	1066	1081	1114	1146
		48 x 40	USOL4840	□	□□	□□□□	□□□□	65.0#	1067	1090	1110	1146	1178
		54 x 40	USOL5440	□	□□	□□□□	□□□□	71.0#	1132	1158	1180	1216	1254
		60 x 40	USOL6040	□	□□	□□□□	□□□□	77.0#	1265	1295	1319	1362	1405
USFL	**Segmented Open Panel - 48"H**	24 x 48	USOL2448	□	□□	□□□□	□□□□	46.0#	$ 865	$ 887	$ 900	$ 930	$ 957
		30 x 48	USOL3048	□	□□	□□□□	□□□□	53.0#	941	964	980	1008	1038
		36 x 48	USOL3648	□	□□	□□□□	□□□□	59.0#	988	1012	1029	1060	1091
		42 x 48	USOL4248	□	□□	□□□□	□□□□	66.0#	1117	1141	1158	1191	1227
		48 x 48	USOL4848	□	□□	□□□□	□□□□	72.0#	1137	1165	1185	1222	1260
		54 x 48	USOL5448	□	□□	□□□□	□□□□	78.5#	1207	1236	1256	1297	1338
		60 x 48	USOL6048	□	□□	□□□□	□□□□	85.0#	1344	1381	1404	1450	1496
USFL	**Segmented Open Panel - 56"H**	24 x 56	USOL2456	□	□□	□□□□	□□□□	51.0#	$ 895	$ 920	$ 932	$ 961	$ 989
		30 x 56	USOL3056	□	□□	□□□□	□□□□	58.0#	983	1008	1023	1023	1087
		36 x 56	USOL3656	□	□□	□□□□	□□□□	65.0#	1042	1067	1084	1118	1152
		42 x 56	USOL4256	□	□□	□□□□	□□□□	72.0#	1185	1211	1231	1268	1305
		48 x 56	USOL4856	□	□□	□□□□	□□□□	79.0#	1205	1233	1253	1291	1333
		54 x 56	USOL5456	□	□□	□□□□	□□□□	86.0#	1250	1280	1304	1344	1386
		60 x 56	USOL6056	□	□□	□□□□	□□□□	93.0#	1367	1405	1429	1477	1524

Ⓐ Ⓑ Ⓒ Ⓓ Ⓔ

HOW TO ORDER

Indicate the following information on order form:
1. Quantity of each item.
2. Model number, including options. See "How To Build a Model Number".
3. Any special service required.

Note: • The □ indicates that a choice is required.
- The absence of the □ indicates that no choice is required.
- Alpha-numeric characters in place of □ indicate that no other alternatives are available.

HOW TO BUILD A MODEL NUMBER

Ⓐ Select basic model.

Ⓑ Select top cap style.

F	- Flat trim (std)
N	- No topcap

Ⓒ Select trim color.
Refer to the **Product Color Options** page in this price list.

Ⓓ Select fabric side 1.
Refer to **ki.com/fabrics**

Ⓔ Select fabric side 2.
Refer to **ki.com/fabrics**

UPHOLSTERY INFORMATION

Fabric Mixing

If fabric is ordered from one group on side 1 and another group on side 2, calculate list price using the following method:

Example:
-Grade 2 Fabric
-Grade 1 Fabric
_____-
Upcharge

Upcharge/2 = Cost for one side

Grade 1 Fabric
+Cost for one side
_____-
Combined list price

Fabric Disclaimer

Fabric will be applied as swatched by the fabric manufacturer. Fabric that is required to be applied differently than is swatched will need a Product Modification Request written specifying the direction the fabric is to be applied.

SPECIAL SERVICES

Special Carton Marking

With specially marked information	N/C

Shipping

Ships **knocked down, FOB Manitowoc, WI 54220, freight prepaid.** Freight class 70.

Specifications and prices are subject to change without prior notice.

Preconfigured Segmented Open Panels w/Fabric Top Tiles

Elevated Base

Preconfigured Segmented Open Panels w/Fabric Top Tiles

Elevated Base

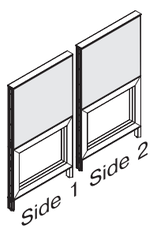

USFL

MODEL	W x H	MODEL NUMBER Basic Model (A)	Top Cap Style (B)	Trim Color (C)	Fabric Side 1 (D)	Fabric Side 2 (E)	Approx. Packaged Weight	Delivered Pricing Fabric Grade 1 & C.O.M.	Delivered Pricing Fabric Grade 2	Delivered Pricing Fabric Grade 3 & Pallas Vertical Fabric Grade PV	Delivered Pricing Pallas Vertical Fabric Grade PV1	Delivered Pricing Pallas Vertical Fabric Grade PV2
Segmented Open Panel - 64"H • Segmented panel features open powder coated aluminum frame lower segment and fabric upper segment • Elevated base is non-powered and does not accept cable distribution • Open frame allows pass-through accessibility range of 8" to 29" from floor • Panel assembly includes frame, trim, and panel-to-panel connecting hardware • Trim is metal and includes top cap, bottom trim channel, foot shroud, and open frame • Side 1 and side 2 fabric finishes are specified separately	24 x 64	USOL2464	□	□□	□□□□	□□□□	55.0#	$ 945	$ 972	$ 985	$ 1014	$ 1049
	30 x 64	USOL3064	□	□□	□□□□	□□□□	63.0#	1068	1096	1113	1148	1183
	36 x 64	USOL3664	□	□□	□□□□	□□□□	70.0#	1146	1173	1194	1231	1269
	42 x 64	USOL4264	□	□□	□□□□	□□□□	78.0#	1249	1278	1300	1340	1379
	48 x 64	USOL4864	□	□□	□□□□	□□□□	85.0#	1289	1308	1332	1371	1414
	54 x 64	USOL5464	□	□□	□□□□	□□□□	92.5#	1344	1386	1399	1440	1486
	60 x 64	USOL6064	□	□□	□□□□	□□□□	100.0#	1480	1547	1547	1595	1647

HOW TO ORDER

Indicate the following information on order form:
1. Quantity of each item.
2. Model number, including options. See "How To Build a Model Number".
3. Any special service required.

Note: • The □ indicates that a choice is required.
• The absence of the □ indicates that no choice is required.
• Alpha-numeric characters in place of □ indicate that no other alternatives are available.

HOW TO BUILD A MODEL NUMBER

A Select basic model.

B Select top cap style.

F	- Flat trim (std)
N	- No topcap

C Select trim color.
Refer to the **Product Color Options** page in this price list.

D Select fabric side 1.
Refer to **ki.com/fabrics**

E Select fabric side 2.
Refer to **ki.com/fabrics**

UPHOLSTERY INFORMATION

Fabric Mixing

If fabric is ordered from one group on side 1 and another group on side 2, calculate list price using the following method:

Example:
-Grade 2 Fabric
-Grade 1 Fabric
———————
Upcharge

Upcharge/2 = Cost for one side

Grade 1 Fabric
+Cost for one side
———————
Combined list price

Fabric Disclaimer

Fabric will be applied as swatched by the fabric manufacturer. Fabric that is required to be applied differently than is swatched will need a Product Modification Request written specifying the direction the fabric is to be applied.

SPECIAL SERVICES

Special Carton Marking

With specially marked information	N/C

Shipping

Ships **knocked down, FOB Manitowoc, WI 54220, freight prepaid.** Freight class 70.

Specifications and prices are subject to change without prior notice.

Preconfigured Segmented Fabric Panel w/Glass Top

Standard Base Raceway

Preconfigured Segmented Fabric Panel w/Glass Top

Standard Base Raceway

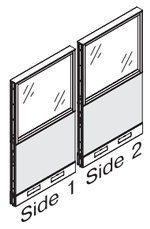

USFR

	MODEL	W x H	MODEL NUMBER: Basic Model	Top Cap Style	Electrical Code	Trim Color	Glass Color	Fabric Side 1	Fabric Side 2	Approx. Packaged Weight	Delivered Pricing Fabric Grade 1 & C.O.M.	Delivered Pricing Fabric Grade 2	Delivered Pricing Fabric Grade 3 & Pallas Vertical Fabric Grade PV	Delivered Pricing Pallas Vertical Fabric Grade PV1	Delivered Pricing Pallas Vertical Fabric Grade PV2	White Laminate Upcharge	Satin Etch One Side Upcharge
	Segmented Fabric Panel - 40"H • Lower segment includes fabric tiles for both sides,specified separately • Upper segment features single piece of glass captured in frame • Upper frame finish matches trim • Standard base raceway on both sides accepts power and data cable distribution • Panel assembly includes frame, trim, and panel-to-panel connectors • Trim is metal and includes top cap, bottom trim channel, base raceway, and segment channel • 30-72" wide panels feature two power knockouts per side • 24" wide panels feature one power knockout per side • 72" wide panels feature split tiles • Electrical components are specified separately	24 x 40	USGR2440	☐	☐☐	☐☐	☐☐☐	☐☐☐☐	☐☐☐☐	46.5#	$ 831	$ 883	$ 937	$ 990	$ 1029	$ 62	$ 123
		30 x 40	USGR3040	☐	☐☐	☐☐	☐☐☐	☐☐☐☐	☐☐☐☐	53.2#	911	971	1025	1085	1126	62	123
		36 x 40	USGR3640	☐	☐☐	☐☐	☐☐☐	☐☐☐☐	☐☐☐☐	60.0#	981	1045	1108	1169	1214	62	123
		42 x 40	USGR4240	☐	☐☐	☐☐	☐☐☐	☐☐☐☐	☐☐☐☐	66.8#	1052	1117	1185	1252	1301	62	123
		48 x 40	USGR4840	☐	☐☐	☐☐	☐☐☐	☐☐☐☐	☐☐☐☐	73.6#	1117	1188	1262	1333	1383	77	155
		54 x 40	USGR5440	☐	☐☐	☐☐	☐☐☐	☐☐☐☐	☐☐☐☐	80.4#	1165	1239	1315	1388	1441	77	155
		60 x 40	USGR6040	☐	☐☐	☐☐	☐☐☐	☐☐☐☐	☐☐☐☐	87.2#	1283	1363	1444	1528	1586	77	155
		72 x 40	USGR7240	☐	☐☐	☐☐	☐☐☐	☐☐☐☐	☐☐☐☐	105.8#	1680	1788	1895	2003	2082	77	155
USFR	**Segmented Fabric Panel - 48"H**	24 x 48	USGR2448	☐	☐☐	☐☐	☐☐☐	☐☐☐☐	☐☐☐☐	54.7#	$ 865	$ 922	$ 978	$ 1034	$ 1071	$ 62	$ 123
		30 x 48	USGR3048	☐	☐☐	☐☐	☐☐☐	☐☐☐☐	☐☐☐☐	62.6#	943	1004	1066	1126	1168	62	123
		36 x 48	USGR3648	☐	☐☐	☐☐	☐☐☐	☐☐☐☐	☐☐☐☐	70.5#	1015	1082	1148	1212	1262	62	123
		42 x 48	USGR4248	☐	☐☐	☐☐	☐☐☐	☐☐☐☐	☐☐☐☐	78.5#	1093	1164	1235	1305	1355	73	146
		48 x 48	USGR4848	☐	☐☐	☐☐	☐☐☐	☐☐☐☐	☐☐☐☐	86.4#	1163	1238	1310	1388	1440	85	184
		54 x 48	USGR5448	☐	☐☐	☐☐	☐☐☐	☐☐☐☐	☐☐☐☐	94.3#	1213	1291	1370	1449	1505	95	197
		60 x 48	USGR6048	☐	☐☐	☐☐	☐☐☐	☐☐☐☐	☐☐☐☐	102.2#	1340	1427	1509	1595	1658	108	223
		72 x 48	USGR7248	☐	☐☐	☐☐	☐☐☐	☐☐☐☐	☐☐☐☐	124.3#	1746	1859	1970	2083	2162	128	262
	Segmented Fabric Panel - 56"H	24 x 56	USGR2456	☐	☐☐	☐☐	☐☐☐	☐☐☐☐	☐☐☐☐	62.9#	$ 905	$ 961	$ 1018	$ 1078	$ 1121	$ 85	$ 184
USFR		30 x 56	USGR3056	☐	☐☐	☐☐	☐☐☐	☐☐☐☐	☐☐☐☐	71.9#	986	1051	1113	1176	1222	85	184
		36 x 56	USGR3656	☐	☐☐	☐☐	☐☐☐	☐☐☐☐	☐☐☐☐	81.0#	1067	1134	1205	1274	1320	85	184
		42 x 56	USGR4256	☐	☐☐	☐☐	☐☐☐	☐☐☐☐	☐☐☐☐	90.1#	1154	1225	1301	1376	1429	85	184
		48 x 56	USGR4856	☐	☐☐	☐☐	☐☐☐	☐☐☐☐	☐☐☐☐	99.1#	1223	1302	1382	1458	1515	128	262
		54 x 56	USGR5456	☐	☐☐	☐☐	☐☐☐	☐☐☐☐	☐☐☐☐	108.1#	1268	1353	1436	1516	1575	144	298
		60 x 56	USGR6056	☐	☐☐	☐☐	☐☐☐	☐☐☐☐	☐☐☐☐	117.2#	1396	1484	1576	1665	1730	169	347
		72 x 56	USGR7256	☐	☐☐	☐☐	☐☐☐	☐☐☐☐	☐☐☐☐	142.9#	1813	1929	2047	2162	2246	205	420
				Ⓐ	Ⓑ	Ⓒ	Ⓓ	Ⓔ	Ⓕ	Ⓖ							

HOW TO ORDER

Indicate the following information on order form:
1. Quantity of each item.
2. Model number, including options. See "How To Build a Model Number".
3. Any special service required.

Note: • The ☐ indicates that a choice is required.
- The absence of the ☐ indicates that no choice is required.
- Alpha-numeric characters in place of ☐ indicate that no other alternatives are available.

HOW TO BUILD A MODEL NUMBER

Ⓐ Select basic model.

Ⓑ Select top cap style.

F	- Flat trim (std)
N	- No topcap

Ⓒ Select electrical code.

CP	- Chicago, 2 sides w/cutouts
DN	- Domestic, no cutouts
DP	- Domestic - with cutouts
C1	- Chicago, 1 side w/cutouts
D1	- Domestic, 1 side w/cutouts

Ⓓ Select trim color.
Refer to the **Product Color Options** page in this price list.

Ⓔ Select glass color.

GLA	- Clear (std)
GLC	- White laminate
GLV	- Satin etch one side

See pricing column for glass upcharge.

Ⓕ Select fabric side 1.
Refer to **ki.com/fabrics**

Ⓖ Select fabric side 2.
Refer to **ki.com/fabrics**

UPHOLSTERY INFORMATION

Fabric Mixing

If fabric is ordered from one group on side 1 and another group on side 2, calculate list price using the following method:

Example:
-Grade 2 Fabric
-Grade 1 Fabric
———————
Upcharge

Upcharge/2 = Cost for one side

Grade 1 Fabric
+Cost for one side
———————
Combined list price

Fabric Disclaimer

Fabric will be applied as swatched by the fabric manufacturer. Fabric that is required to be applied differently than is swatched will need a Product Modification Request written specifying the direction the fabric is to be applied.

SPECIAL SERVICES

Special Carton Marking

With specially marked information N/C

Shipping

Ships **knocked down, FOB Manitowoc, WI 54220, freight prepaid.** Freight class 70.

Specifications and prices are subject to change without prior notice.

Preconfigured Segmented Fabric Panel w/Glass Top

Standard Base Raceway

Preconfigured Segmented Fabric Panel w/Glass Top

Standard Base Raceway

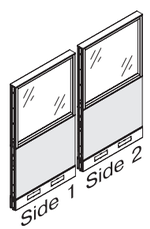

USFR

MODEL	W x H	MODEL NUMBER Basic Model	Top Cap Style Ⓑ	Electrical Code Ⓒ	Trim Color Ⓓ	Glass Color Ⓔ	Fabric Side 1 Ⓕ	Fabric Side 2 Ⓖ	Approx. Packaged Weight	Delivered Pricing Fabric Grade 1 & C.O.M.	Delivered Pricing Fabric Grade 2	Delivered Pricing Fabric Grade 3 & Pallas Vertical Fabric Grade PV	Delivered Pricing Pallas Vertical Fabric Grade PV1	Delivered Pricing Pallas Vertical Fabric Grade PV2	White Laminate Upcharge	Satin Etch One Side Upcharge
Segmented Fabric Panel - 64"H • Lower segment includes fabric tiles for both sides,specified separately • Upper segment features single piece of glass captured in frame • Upper frame finish matches trim • Standard base raceway on both sides accepts power and data cable distribution • Panel assembly includes frame, trim, and panel-to-panel connectors • Trim is metal and includes top cap, bottom trim channel, base raceway, and segment channel • 30-72" wide panels feature two power knockouts per side • 24" wide panels feature one power knockout per side • 72" wide panels feature split tiles • Electrical components are specified separately	24 x 64	USGR2464	☐	☐☐	☐☐	☐☐☐	☐☐☐☐	☐☐☐☐	71.1#	$ 954	$ 1014	$ 1076	$ 1137	$ 1183	$ 85	$ 184
	30 x 64	USGR3064	☐	☐☐	☐☐	☐☐☐	☐☐☐☐	☐☐☐☐	81.2#	1056	1124	1191	1262	1307	85	184
	36 x 64	USGR3664	☐	☐☐	☐☐	☐☐☐	☐☐☐☐	☐☐☐☐	91.4#	1124	1199	1268	1341	1394	128	262
	42 x 64	USGR4264	☐	☐☐	☐☐	☐☐☐	☐☐☐☐	☐☐☐☐	101.7#	1214	1294	1371	1449	1506	169	347
	48 x 64	USGR4864	☐	☐☐	☐☐	☐☐☐	☐☐☐☐	☐☐☐☐	111.9#	1288	1368	1453	1536	1594	205	420
	54 x 64	USGR5464	☐	☐☐	☐☐	☐☐☐	☐☐☐☐	☐☐☐☐	122.1#	1338	1421	1508	1594	1656	224	439
	60 x 64	USGR6064	☐	☐☐	☐☐	☐☐☐	☐☐☐☐	☐☐☐☐	132.3#	1466	1560	1654	1747	1813	230	487
	72 x 64	USGR7264	☐	☐☐	☐☐	☐☐☐	☐☐☐☐	☐☐☐☐	161.5#	1893	2014	2135	2257	2345	274	571

HOW TO ORDER

Indicate the following information on order form:
1. Quantity of each item.
2. Model number, including options. See "How To Build a Model Number".
3. Any special service required.

Note: • The ☐ indicates that a choice is required.
- The absence of the ☐ indicates that no choice is required.
- Alpha-numeric characters in place of ☐ indicate that no other alternatives are available.

HOW TO BUILD A MODEL NUMBER

Ⓐ Select basic model.

Ⓑ Select top cap style.

F	- Flat trim (std)
N	- No topcap

Ⓒ Select electrical code.

CP	- Chicago, 2 sides w/cutouts
DN	- Domestic, no cutouts
DP	- Domestic - with cutouts
C1	- Chicago, 1 side w/cutouts
D1	- Domestic, 1 side w/cutouts

Ⓓ Select trim color.
Refer to the **Product Color Options** page in this price list.

Ⓔ Select glass color.

GLA	- Clear (std)
GLC	- White laminate
GLV	- Satin etch one side

See pricing column for glass upcharge.

Ⓕ Select fabric side 1.
Refer to **ki.com/fabrics**

Ⓖ Select fabric side 2.
Refer to **ki.com/fabrics**

UPHOLSTERY INFORMATION

Fabric Mixing

If fabric is ordered from one group on side 1 and another group on side 2, calculate list price using the following method:

Example:
-Grade 2 Fabric
-Grade 1 Fabric
———————
Upcharge

Upcharge/2 = Cost for one side

Grade 1 Fabric
+Cost for one side
———————
Combined list price

Fabric Disclaimer

Fabric will be applied as swatched by the fabric manufacturer. Fabric that is required to be applied differently than is swatched will need a Product Modification Request written specifying the direction the fabric is to be applied.

SPECIAL SERVICES

Special Carton Marking

With specially marked information	N/C

Shipping

Ships **knocked down, FOB Manitowoc, WI 54220, freight prepaid.** Freight class 70.

Specifications and prices are subject to change without prior notice.

Preconfigured Segmented Fabric Panel w/Glass Top

Elevated Base

Preconfigured Segmented Fabric Panel w/Glass Top

Elevated Base

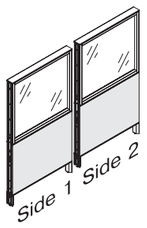

- Lower segment includes fabric tiles for both sides,specified separately
- Upper segment features single piece of glass captured in frame
- Upper frame finish matches trim
- Elevated base does not accept cable distribution
- Panel assembly includes frame, trim, and panel-to-panel connectors
- Trim is metal and includes top cap, bottom trim channel, segment channel, and foot shroud
- 72" wide panels feature split tiles

	MODEL	W x H	MODEL NUMBER Basic Model	Top Cap Style	Trim Color	Glass Color	Fabric Side 1	Fabric Side 2	Approx. Packaged Weight	Delivered Pricing Fabric Grade 1 & C.O.M.	Delivered Pricing Fabric Grade 2	Delivered Pricing Fabric Grade 3 & Pallas Vertical Fabric Grade PV	Delivered Pricing Pallas Vertical Fabric Grade PV1	Delivered Pricing Pallas Vertical Fabric Grade PV2	White Laminate Upcharge	Satin Etch One Side Upcharge
	Segmented Fabric Panel - 40"H	24 x 40	USGL2440	□	□□	□□□	□□□□	□□□□	44.3#	$ 831	$ 883	$ 937	$ 990	$ 1029	$ 62	$ 123
		30 x 40	USGL3040	□	□□	□□□	□□□□	□□□□	50.3#	911	971	1025	1085	1126	62	123
		36 x 40	USGL3640	□	□□	□□□	□□□□	□□□□	56.3#	981	1045	1108	1169	1214	62	123
		42 x 40	USGL4240	□	□□	□□□	□□□□	□□□□	62.3#	1052	1117	1185	1252	1301	62	123
		48 x 40	USGL4840	□	□□	□□□	□□□□	□□□□	68.3#	1117	1188	1262	1333	1383	77	155
		54 x 40	USGL5440	□	□□	□□□	□□□□	□□□□	74.2#	1165	1239	1315	1388	1441	77	155
		60 x 40	USGL6040	□	□□	□□□	□□□□	□□□□	80.2#	1283	1363	1444	1528	1586	77	155
		72 x 40	USGL7240	□	□□	□□□	□□□□	□□□□	97.2#	1680	1788	1895	2003	2082	77	155
USFL																
	Segmented Fabric Panel - 48"H	24 x 48	USGL2448	□	□□	□□□	□□□□	□□□□	52.5#	$ 865	$ 922	$ 978	$ 1034	$ 1071	$ 62	$ 123
USFL		30 x 48	USGL3048	□	□□	□□□	□□□□	□□□□	59.6#	943	1004	1066	1126	1168	62	123
		36 x 48	USGL3648	□	□□	□□□	□□□□	□□□□	66.7#	1015	1082	1148	1212	1262	62	123
		42 x 48	USGL4248	□	□□	□□□	□□□□	□□□□	73.9#	1093	1164	1235	1305	1355	73	146
		48 x 48	USGL4848	□	□□	□□□	□□□□	□□□□	81.0#	1163	1238	1310	1388	1440	85	184
		54 x 48	USGL5448	□	□□	□□□	□□□□	□□□□	88.1#	1213	1291	1370	1449	1505	95	197
		60 x 48	USGL6048	□	□□	□□□	□□□□	□□□□	95.2#	1340	1427	1509	1595	1658	108	223
		72 x 48	USGL7248	□	□□	□□□	□□□□	□□□□	115.7#	1746	1859	1970	2083	2162	128	262
	Segmented Fabric Panel - 56"H	24 x 56	USGL2456	□	□□	□□□	□□□□	□□□□	60.7#	$ 905	$ 961	$ 1018	$ 1078	$ 1121	$ 85	$ 184
USFL		30 x 56	USGL3056	□	□□	□□□	□□□□	□□□□	68.9#	986	1051	1113	1176	1222	85	184
		36 x 56	USGL3656	□	□□	□□□	□□□□	□□□□	77.2#	1067	1134	1205	1274	1320	85	184
		42 x 56	USGL4256	□	□□	□□□	□□□□	□□□□	85.5#	1154	1225	1301	1376	1429	85	184
		48 x 56	USGL4856	□	□□	□□□	□□□□	□□□□	93.8#	1223	1302	1382	1458	1515	128	262
		54 x 56	USGL5456	□	□□	□□□	□□□□	□□□□	102.0#	1268	1353	1436	1516	1575	144	298
		60 x 56	USGL6056	□	□□	□□□	□□□□	□□□□	110.3#	1396	1484	1576	1665	1730	169	347
		72 x 56	USGL7256	□	□□	□□□	□□□□	□□□□	134.3#	1813	1929	2047	2162	2246	205	420
				Ⓐ	Ⓑ	Ⓒ	Ⓓ	Ⓔ	Ⓕ							

HOW TO ORDER

Indicate the following information on order form:
1. Quantity of each item.
2. Model number, including options. See "How To Build a Model Number".
3. Any special service required.

Note: • The □ indicates that a choice is required.
- The absence of the □ indicates that no choice is required.
- Alpha-numeric characters in place of □ indicate that no other alternatives are available.

HOW TO BUILD A MODEL NUMBER

Ⓐ Select basic model.

Ⓑ Select top cap style.

F	- Flat trim (std)
N	- No topcap

Ⓒ Select trim color.
Refer to the **Product Color Options** page in this price list.

Ⓓ Select glass color.

GLA	- Clear (std)
GLC	- White laminate
GLV	- Satin etch one side

See pricing column for glass upcharge.

Ⓔ Select fabric side 1.
Refer to **ki.com/fabrics**

Ⓕ Select fabric side 2.
Refer to **ki.com/fabrics**

UPHOLSTERY INFORMATION

Fabric Mixing

If fabric is ordered from one group on side 1 and another group on side 2, calculate list price using the following method:

Example:
-Grade 2 Fabric
-Grade 1 Fabric
———————
Upcharge

Upcharge/2 = Cost for one side

Grade 1 Fabric
+Cost for one side
———————
Combined list price

Fabric Disclaimer

Fabric will be applied as swatched by the fabric manufacturer. Fabric that is required to be applied differently than is swatched will need a Product Modification Request written specifying the direction the fabric is to be applied.

SPECIAL SERVICES

Special Carton Marking

With specially marked information	N/C

Shipping

Ships **knocked down, FOB Manitowoc, WI 54220, freight prepaid.** Freight class 70.

Specifications and prices are subject to change without prior notice.

Preconfigured Segmented Fabric Panel w/Glass Top

Elevated Base

Preconfigured Segmented Fabric Panel w/Glass Top

Elevated Base

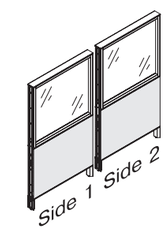

USFL

- Lower segment includes fabric tiles for both sides,specified separately
- Upper segment features single piece of glass captured in frame
- Upper frame finish matches trim
- Elevated base does not accept cable distribution
- Panel assembly includes frame, trim, and panel-to-panel connectors
- Trim is metal and includes top cap, bottom trim channel, segment channel, and foot shroud
- 72” wide panels feature split tiles

MODEL	W x H	MODEL NUMBER: Basic Model	Top Cap Style	Trim Color	Glass Color	Fabric Side 1	Fabric Side 2	Approx. Packaged Weight	Delivered Pricing Fabric Grade 1 & C.O.M.	Delivered Pricing Fabric Grade 2	Delivered Pricing Fabric Grade 3 & Pallas Vertical Fabric Grade PV	Delivered Pricing Pallas Vertical Fabric Grade PV1	Delivered Pricing Pallas Vertical Fabric Grade PV2	White Laminate Upcharge	Satin Etch One Side Upcharge
Segmented Fabric Panel - 64”H	24 x 64	USGL2464	□	□□	□□□	□□□□	□□□□	68.9#	$ 954	$ 1014	$ 1076	$ 1137	$ 1183	$ 85	$ 184
	30 x 64	USGL3064	□	□□	□□□	□□□□	□□□□	78.3#	1056	1124	1191	1262	1307	85	184
	36 x 64	USGL3664	□	□□	□□□	□□□□	□□□□	87.7#	1124	1199	1268	1341	1394	128	262
	42 x 64	USGL4264	□	□□	□□□	□□□□	□□□□	97.1#	1214	1294	1371	1449	1506	169	347
	48 x 64	USGL4864	□	□□	□□□	□□□□	□□□□	106.5#	1288	1368	1453	1536	1594	205	420
	54 x 64	USGL5464	□	□□	□□□	□□□□	□□□□	115.9#	1338	1421	1508	1594	1656	224	439
	60 x 64	USGL6064	□	□□	□□□	□□□□	□□□□	125.3#	1466	1560	1654	1747	1813	230	487
	72 x 64	USGL7264	□	□□	□□□	□□□□	□□□□	152.9#	1893	2014	2135	2257	2345	274	571
			Ⓐ	Ⓑ	Ⓒ	Ⓓ	Ⓔ	Ⓕ							

HOW TO ORDER

Indicate the following information on order form:
1. Quantity of each item.
2. Model number, including options. See “How To Build a Model Number”.
3. Any special service required.

Note: • The □ indicates that a choice is required.
- The absence of the □ indicates that no choice is required.
- Alpha-numeric characters in place of □ indicate that no other alternatives are available.

HOW TO BUILD A MODEL NUMBER

Ⓐ Select basic model.

Ⓑ Select top cap style.

F	- Flat trim (std)
N	- No topcap

Ⓒ Select trim color.
Refer to the **Product Color Options** page in this price list.

Ⓓ Select glass color.

GLA	- Clear (std)
GLC	- White laminate
GLV	- Satin etch one side

See pricing column for glass upcharge.

Ⓔ Select fabric side 1.
Refer to **ki.com/fabrics**

Ⓕ Select fabric side 2.
Refer to **ki.com/fabrics**

UPHOLSTERY INFORMATION

Fabric Mixing

If fabric is ordered from one group on side 1 and another group on side 2, calculate list price using the following method:

Example:
-Grade 2 Fabric
-Grade 1 Fabric
———————
Upcharge

Upcharge/2 = Cost for one side

Grade 1 Fabric
+Cost for one side
———————
Combined list price

Fabric Disclaimer

Fabric will be applied as swatched by the fabric manufacturer. Fabric that is required to be applied differently than is swatched will need a Product Modification Request written specifying the direction the fabric is to be applied.

SPECIAL SERVICES

Special Carton Marking

With specially marked information	N/C

Shipping

Ships **knocked down, FOB Manitowoc, WI 54220, freight prepaid.** Freight class 70.

Specifications and prices are subject to change without prior notice.

Preconfigured Segmented Fabric Panel w/Glass Top

Tile-to-Floor One Side; Standard Base Raceway One Side

Preconfigured Segmented Fabric Panel w/Glass Top

Tile-to-Floor One Side; Standard Base Raceway One Side

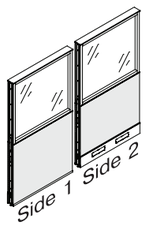

USFT

MODEL	W x H	MODEL NUMBER: Basic Model	Top Cap Style	Electrical Code	Trim Color	Glass Color	Fabric Side 1	Fabric Side 2	Approx. Packaged Weight	Delivered Pricing Fabric Grade 1 & C.O.M.	Delivered Pricing Fabric Grade 2	Delivered Pricing Fabric Grade 3 & Pallas Vertical Fabric Grade PV	Delivered Pricing Pallas Vertical Fabric Grade PV1	Delivered Pricing Pallas Vertical Fabric Grade PV2	White Laminate Upcharge	Satin Etch One Side Upcharge
Segmented Fabric Panel - 40"H • Side 1: tile to floor base does not accept cable distribution • Side 2: standard base raceway accepts power and data cable distribution • Lower segment includes fabric tiles for both sides,specified separately • Upper segment features single piece of glass captured in frame • Upper frame finish matches trim includes segmented fabric tiles for both sides • Panel assembly includes frame, trim, and panel-to-panel connectors • Trim is metal and includes top cap, bottom trim channel, base raceway, and segment channel • Side 2: 30-72" wide panels feature two power knockouts • Side 2: 24" wide tiles feature one base power knockout • 72" wide panels feature split tiles • Electrical components are specified separately	24 x 40	USGT2440	☐	☐☐	☐☐	☐☐☐	☐☐☐☐	☐☐☐☐	45.5#	$ 831	$ 883	$ 937	$ 990	$ 1029	$ 62	$ 123
	30 x 40	USGT3040	☐	☐☐	☐☐	☐☐☐	☐☐☐☐	☐☐☐☐	51.9#	911	971	1025	1085	1126	62	123
	36 x 40	USGT3640	☐	☐☐	☐☐	☐☐☐	☐☐☐☐	☐☐☐☐	58.4#	981	1045	1108	1169	1214	62	123
	42 x 40	USGT4240	☐	☐☐	☐☐	☐☐☐	☐☐☐☐	☐☐☐☐	64.9#	1052	1117	1185	1252	1301	62	123
	48 x 40	USGT4840	☐	☐☐	☐☐	☐☐☐	☐☐☐☐	☐☐☐☐	71.4#	1117	1188	1262	1333	1383	77	155
	54 x 40	USGT5440	☐	☐☐	☐☐	☐☐☐	☐☐☐☐	☐☐☐☐	77.9#	1165	1239	1315	1388	1441	77	155
	60 x 40	USGT6040	☐	☐☐	☐☐	☐☐☐	☐☐☐☐	☐☐☐☐	84.4#	1283	1363	1444	1528	1586	77	155
	72 x 40	USGT7240	☐	☐☐	☐☐	☐☐☐	☐☐☐☐	☐☐☐☐	102.4#	1680	1788	1895	2003	2082	77	155
Segmented Fabric Panel - 48"H	24 x 48	USGT2448	☐	☐☐	☐☐	☐☐☐	☐☐☐☐	☐☐☐☐	53.7#	$ 865	$ 922	$ 978	$ 1034	$ 1071	$ 62	$ 123
	30 x 48	USGT3048	☐	☐☐	☐☐	☐☐☐	☐☐☐☐	☐☐☐☐	61.3#	943	1004	1066	1126	1168	62	123
	36 x 48	USGT3648	☐	☐☐	☐☐	☐☐☐	☐☐☐☐	☐☐☐☐	68.9#	1015	1082	1148	1212	1262	62	123
	42 x 48	USGT4248	☐	☐☐	☐☐	☐☐☐	☐☐☐☐	☐☐☐☐	76.6#	1093	1164	1235	1305	1355	73	146
	48 x 48	USGT4848	☐	☐☐	☐☐	☐☐☐	☐☐☐☐	☐☐☐☐	84.2#	1163	1238	1310	1388	1440	85	184
	54 x 48	USGT5448	☐	☐☐	☐☐	☐☐☐	☐☐☐☐	☐☐☐☐	91.8#	1213	1291	1370	1449	1505	95	197
	60 x 48	USGT6048	☐	☐☐	☐☐	☐☐☐	☐☐☐☐	☐☐☐☐	99.4#	1340	1427	1509	1595	1658	108	223
	72 x 48	USGT7248	☐	☐☐	☐☐	☐☐☐	☐☐☐☐	☐☐☐☐	121.0#	1746	1859	1970	2083	2162	128	262
Segmented Fabric Panel - 56"H	24 x 56	USGT2456	☐	☐☐	☐☐	☐☐☐	☐☐☐☐	☐☐☐☐	61.9#	$ 905	$ 961	$ 1018	$ 1078	$ 1121	$ 85	$ 184
	30 x 56	USGT3056	☐	☐☐	☐☐	☐☐☐	☐☐☐☐	☐☐☐☐	70.6#	986	1051	1113	1176	1222	85	184
	36 x 56	USGT3656	☐	☐☐	☐☐	☐☐☐	☐☐☐☐	☐☐☐☐	79.4#	1067	1134	1205	1274	1320	85	184
	42 x 56	USGT4256	☐	☐☐	☐☐	☐☐☐	☐☐☐☐	☐☐☐☐	88.2#	1154	1225	1301	1376	1429	85	184
	48 x 56	USGT4856	☐	☐☐	☐☐	☐☐☐	☐☐☐☐	☐☐☐☐	96.9#	1223	1302	1382	1458	1515	128	262
	54 x 56	USGT5456	☐	☐☐	☐☐	☐☐☐	☐☐☐☐	☐☐☐☐	105.7#	1268	1353	1436	1516	1575	144	298
	60 x 56	USGT6056	☐	☐☐	☐☐	☐☐☐	☐☐☐☐	☐☐☐☐	114.5#	1396	1484	1576	1665	1730	169	347
	72 x 56	USGT7256	☐	☐☐	☐☐	☐☐☐	☐☐☐☐	☐☐☐☐	139.5#	1813	1929	2047	2162	2246	205	420
			Ⓐ	Ⓑ	Ⓒ	Ⓓ	Ⓔ	Ⓕ	Ⓖ							

HOW TO ORDER

Indicate the following information on order form:
1. Quantity of each item.
2. Model number, including options. See "How To Build a Model Number".
3. Any special service required.

Note: • The ☐ indicates that a choice is required.
- The absence of the ☐ indicates that no choice is required.
- Alpha-numeric characters in place of ☐ indicate that no other alternatives are available.

HOW TO BUILD A MODEL NUMBER

Ⓐ Select basic model.

Ⓑ Select top cap style.

F	- Flat trim (std)
N	- No topcap

Ⓒ Select electrical code.

CP	- Chicago - with cutouts
DN	- Domestic, no cutouts
DP	- Domestic - with cutouts

Ⓓ Select trim color.
Refer to the **Product Color Options** page in this price list.

Ⓔ Select glass color.

GLA	- Clear (std)
GLC	- White laminate
GLV	- Satin etch one side

See pricing column for glass upcharge.

Ⓕ Select fabric side 1.
Refer to **ki.com/fabrics**

Ⓖ Select fabric side 2.
Refer to **ki.com/fabrics**

UPHOLSTERY INFORMATION

Fabric Mixing

If fabric is ordered from one group on side 1 and another group on side 2, calculate list price using the following method:

Example:
-Grade 2 Fabric
-Grade 1 Fabric
———————
Upcharge

Upcharge/2 = Cost for one side

Grade 1 Fabric
+Cost for one side
———————
Combined list price

Fabric Disclaimer

Fabric will be applied as swatched by the fabric manufacturer. Fabric that is required to be applied differently than is swatched will need a Product Modification Request written specifying the direction the fabric is to be applied.

SPECIAL SERVICES

Special Carton Marking

With specially marked information N/C

Shipping

Ships **knocked down, FOB Manitowoc, WI 54220, freight prepaid.** Freight class 70.

Specifications and prices are subject to change without prior notice.

Preconfigured Segmented Fabric Panel w/Glass Top

Tile-to-Floor One Side; Standard Base Raceway One Side

Preconfigured Segmented Fabric Panel w/Glass Top

Tile-to-Floor One Side; Standard Base Raceway One Side

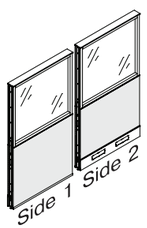

USFT

MODEL	W x H	MODEL NUMBER Basic Model	Top Cap Style	Electrical Code	Trim Color	Glass Color	Fabric Side 1	Fabric Side 2	Approx. Packaged Weight	Delivered Pricing Fabric Grade 1 & C.O.M.	Delivered Pricing Fabric Grade 2	Delivered Pricing Fabric Grade 3 & Pallas Vertical Fabric Grade PV	Delivered Pricing Pallas Vertical Fabric Grade PV1	Delivered Pricing Pallas Vertical Fabric Grade PV2	White Laminate Upcharge	Satin Etch One Side Upcharge
Segmented Fabric Panel - 64"H • Side 1: tile to floor base does not accept cable distribution • Side 2: standard base raceway accepts power and data cable distribution • Lower segment includes fabric tiles for both sides,specified separately • Upper segment features single piece of glass captured in frame • Upper frame finish matches trim includes segmented fabric tiles for both sides • Panel assembly includes frame, trim, and panel-to-panel connectors • Trim is metal and includes top cap, bottom trim channel, base raceway, and segment channel • Side 2: 30-72" wide panels feature two power knockouts • Side 2: 24" wide tiles feature one base power knockout • 72" wide panels feature split tiles • Electrical components are specified separately	24 x 64	USGT2464	☐	☐☐	☐☐	☐☐☐	☐☐☐☐	☐☐☐☐	70.1#	$ 954	$ 1014	$ 1076	$ 1137	$ 1183	$ 85	$ 184
	30 x 64	USGT3064	☐	☐☐	☐☐	☐☐☐	☐☐☐☐	☐☐☐☐	79.9#	1056	1124	1191	1262	1307	85	184
	36 x 64	USGT3664	☐	☐☐	☐☐	☐☐☐	☐☐☐☐	☐☐☐☐	89.8#	1124	1199	1268	1341	1394	128	262
	42 x 64	USGT4264	☐	☐☐	☐☐	☐☐☐	☐☐☐☐	☐☐☐☐	99.8#	1214	1294	1371	1449	1506	169	347
	48 x 64	USGT4864	☐	☐☐	☐☐	☐☐☐	☐☐☐☐	☐☐☐☐	109.7#	1288	1368	1453	1536	1594	205	420
	54 x 64	USGT5464	☐	☐☐	☐☐	☐☐☐	☐☐☐☐	☐☐☐☐	117.9#	1338	1421	1508	1594	1656	224	439
	60 x 64	USGT6064	☐	☐☐	☐☐	☐☐☐	☐☐☐☐	☐☐☐☐	129.5#	1466	1560	1654	1747	1813	230	487
	72 x 64	USGT7264	☐	☐☐	☐☐	☐☐☐	☐☐☐☐	☐☐☐☐	158.1#	1893	2014	2135	2257	2345	274	571
			Ⓐ	Ⓑ	Ⓒ	Ⓓ	Ⓔ	Ⓕ	Ⓖ							

HOW TO ORDER

Indicate the following information on order form:
1. Quantity of each item.
2. Model number, including options. See "How To Build a Model Number".
3. Any special service required.

Note: • The ☐ indicates that a choice is required.
- The absence of the ☐ indicates that no choice is required.
- Alpha-numeric characters in place of ☐ indicate that no other alternatives are available.

HOW TO BUILD A MODEL NUMBER

Ⓐ Select basic model.

Ⓑ Select top cap style.

F	- Flat trim (std)
N	- No topcap

Ⓒ Select electrical code.

CP	- Chicago - with cutouts
DN	- Domestic, no cutouts
DP	- Domestic - with cutouts

Ⓓ Select trim color.
Refer to the **Product Color Options** page in this price list.

Ⓔ Select glass color.

GLA	- Clear (std)
GLC	- White laminate
GLV	- Satin etch one side

See pricing column for glass upcharge.

Ⓕ Select fabric side 1.
Refer to **ki.com/fabrics**

Ⓖ Select fabric side 2.
Refer to **ki.com/fabrics**

UPHOLSTERY INFORMATION

Fabric Mixing

If fabric is ordered from one group on side 1 and another group on side 2, calculate list price using the following method:

Example:
-Grade 2 Fabric
-Grade 1 Fabric
———————
Upcharge

Upcharge/2 = Cost for one side

Grade 1 Fabric
+Cost for one side
———————
Combined list price

Fabric Disclaimer

Fabric will be applied as swatched by the fabric manufacturer. Fabric that is required to be applied differently than is swatched will need a Product Modification Request written specifying the direction the fabric is to be applied.

SPECIAL SERVICES

Special Carton Marking

With specially marked information N/C

Shipping

Ships **knocked down, FOB Manitowoc, WI 54220, freight prepaid.** Freight class 70.

Specifications and prices are subject to change without prior notice.

Preconfigured Segmented Fabric Panel w/Markerboard on One Side

Standard Base Raceway

Preconfigured Segmented Fabric Panel w/Markerboard on One Side

Standard Base Raceway

	MODEL	W x H	MODEL NUMBER: Basic Model	Top Cap Style	Electrical Code	Trim Color	Fabric Side 1	Fabric Side 2	Approx. Packaged Weight	Delivered Pricing Fabric Grade 1 & C.O.M.	Delivered Pricing Fabric Grade 2	Delivered Pricing Fabric Grade 3 & Pallas Vertical Fabric Grade PV	Delivered Pricing Pallas Vertical Fabric Grade PV1	Delivered Pricing Pallas Vertical Fabric Grade PV2
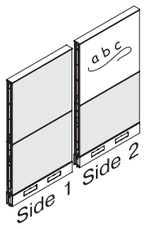	**Segmented Fabric Panel - 48"H**	24 x 48	USMB1R2448	□	□□	□□	□□□□	□□□□	46.2#	$ 694	$ 737	$ 782	$ 827	$ 858
	• Side 1: includes segmented tiles with identically specified fabric lower and upper segments	30 x 48	USMB1R3048	□	□□	□□	□□□□	□□□□	52.7#	785	838	887	937	976
	• Side 2: includes segmented tiles with fabric lower and steel markerboard upper segment	36 x 48	USMB1R3648	□	□□	□□	□□□□	□□□□	59.1#	844	897	950	1008	1045
	• Standard base raceway on both sides accepts power and data cable distribution	42 x 48	USMB1R4248	□	□□	□□	□□□□	□□□□	68.7#	934	993	1054	1114	1156
	• Panel assembly includes frame, trim, and panel-to-panel connectors	48 x 48	USMB1R4848	□	□□	□□	□□□□	□□□□	72.2#	981	1045	1108	1169	1213
	• Trim is metal and includes top cap, bottom trim channel, base raceway, and segment channel	54 x 48	USMB1R5448	□	□□	□□	□□□□	□□□□	80.0#	1098	1168	1239	1308	1357
	• Side 1 and side 2 finishes are specified separately	60 x 48	USMB1R6048	□	□□	□□	□□□□	□□□□	85.2#	1278	1361	1442	1525	1583
USFR	• Upper and lower fabric finishes on side 1 must be identically specified	72 x 48	USMB1R7248	□	□□	□□	□□□□	□□□□	106.3#	1558	1658	1758	1859	1929
	• 30-72" wide panels feature two power knockouts per side													
	• 24" wide panels feature one power knockout per side													
	• 72" wide panels feature split tiles													
	• Electrical components are specified separately													
	Segmented Fabric Panel - 56"H	24 x 56	USMB1R2456	□	□□	□□	□□□□	□□□□	51.0#	$ 777	$ 826	$ 877	$ 925	$ 961
USFR		30 x 56	USMB1R3056	□	□□	□□	□□□□	□□□□	58.1#	856	912	967	1022	1060
		36 x 56	USMB1R3656	□	□□	□□	□□□□	□□□□	65.2#	921	980	1038	1098	1141
		42 x 56	USMB1R4256	□	□□	□□	□□□□	□□□□	73.4#	998	1063	1128	1190	1239
		48 x 56	USMB1R4856	□	□□	□□	□□□□	□□□□	79.6#	1144	1214	1288	1362	1414
		54 x 56	USMB1R5456	□	□□	□□	□□□□	□□□□	86.8#	1306	1455	1470	1557	1614
		60 x 56	USMB1R6056	□	□□	□□	□□□□	□□□□	94.0#	1543	1640	1740	1843	1910
		72 x 56	USMB1R7256	□	□□	□□	□□□□	□□□□	118.1#	1702	1810	1920	2027	2104
	Segmented Fabric Panel - 64"H	24 x 64	USMB1R2464	□	□□	□□	□□□□	□□□□	55.7#	$ 809	$ 862	$ 915	$ 967	$ 1003
USFR		30 x 64	USMB1R3064	□	□□	□□	□□□□	□□□□	63.5#	943	1004	1066	1126	1169
		36 x 64	USMB1R3664	□	□□	□□	□□□□	□□□□	71.4#	1015	1082	1148	1212	1262
		42 x 64	USMB1R4264	□	□□	□□	□□□□	□□□□	80.1#	1074	1144	1211	1282	1331
		48 x 64	USMB1R4864	□	□□	□□	□□□□	□□□□	87.1#	1184	1262	1337	1411	1467
		54 x 64	USMB1R5464	□	□□	□□	□□□□	□□□□	94.9#	1354	1440	1528	1615	1678
		60 x 64	USMB1R6064	□	□□	□□	□□□□	□□□□	102.7#	1603	1707	1811	1913	1988
		72 x 64	USMB1R7264	□	□□	□□	□□□□	□□□□	129.1#	1895	2016	2140	2263	2347
				Ⓐ	Ⓑ	Ⓒ	Ⓓ	Ⓔ	Ⓕ					

HOW TO ORDER

Indicate the following information on order form:
1. Quantity of each item.
2. Model number, including options. See "How To Build a Model Number".
3. Any special service required.

Note: • The □ indicates that a choice is required.
- The absence of the □ indicates that no choice is required.
- Alpha-numeric characters in place of □ indicate that no other alternatives are available.

HOW TO BUILD A MODEL NUMBER

Ⓐ Select basic model.

Ⓑ Select top cap style.

F	- Flat trim (std)
N	- No topcap

Ⓒ Select electrical code.

CP	- Chicago, 2 sides w/cutouts
DN	- Domestic, no cutouts
DP	- Domestic - with cutouts
C1	- Chicago, 1 side w/cutouts
D1	- Domestic, 1 side w/cutouts

Ⓓ Select trim color.
Refer to the **Product Color Options** page in this price list.

Ⓔ Select fabric side 1.
Refer to **ki.com/fabrics**

Ⓕ Select fabric side 2.
Refer to **ki.com/fabrics**

UPHOLSTERY INFORMATION

Fabric Mixing

If fabric is ordered from one group on side 1 and another group on side 2, calculate list price using the following method:

Example:
-Grade 2 Fabric
-Grade 1 Fabric
———————-
Upcharge

Upcharge/2 = Cost for one side

Grade 1 Fabric
+Cost for one side
———————-
Combined list price

Fabric Disclaimer

Fabric will be applied as swatched by the fabric manufacturer. Fabric that is required to be applied differently than is swatched will need a Product Modification Request written specifying the direction the fabric is to be applied.

SPECIAL SERVICES

Special Carton Marking

With specially marked information	N/C

Shipping

Ships **knocked down, FOB Manitowoc, WI 54220, freight prepaid.** Freight class 70.

Specifications and prices are subject to change without prior notice.

Preconfigured Segmented Fabric Panel w/Markerboard on One Side

Elevated Base

Preconfigured Segmented Fabric Panel w/Markerboard on One Side

Elevated Base

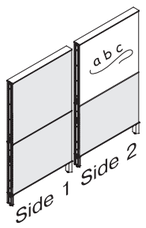

USFL

- Side 1: includes segmented tiles with identically specified fabric lower and upper segments
- Side 2: includes segmented tiles with fabric lower segments and steel markerboard upper segments
- Elevated base does not accept cable distribution
- Panel assembly includes frame, trim, and panel-to-panel connectors
- Trim is metal and includes top cap, bottom trim channel, segment channel, and foot shroud
- Side 1 and side 2 finishes are specified separately
- 72" wide panels feature split tiles

MODEL	W x H	MODEL NUMBER: Basic Model	Top Cap Style	Trim Color	Fabric Side 1	Fabric Side 2	Approx. Packaged Weight	Delivered Pricing Fabric Grade 1 & C.O.M.	Delivered Pricing Fabric Grade 2	Delivered Pricing Fabric Grade 3 & Pallas Vertical Fabric Grade PV	Delivered Pricing Pallas Vertical Fabric Grade PV1	Delivered Pricing Pallas Vertical Fabric Grade PV2
Segmented Fabric Panel - 48"H	24 x 48	USMB1L2448	☐	☐☐	☐☐☐☐	☐☐☐☐	44.0#	$ 694	$ 737	$ 782	$ 827	$ 858
	30 x 48	USMB1L3048	☐	☐☐	☐☐☐☐	☐☐☐☐	49.7#	785	838	887	937	976
	36 x 48	USMB1L3648	☐	☐☐	☐☐☐☐	☐☐☐☐	55.4#	844	897	950	1008	1045
	42 x 48	USMB1L4248	☐	☐☐	☐☐☐☐	☐☐☐☐	64.1#	934	993	1054	1114	1156
	48 x 48	USMB1L4848	☐	☐☐	☐☐☐☐	☐☐☐☐	66.8#	981	1045	1108	1169	1213
	54 x 48	USMB1L5448	☐	☐☐	☐☐☐☐	☐☐☐☐	72.5#	1098	1168	1239	1308	1357
	60 x 48	USMB1L6048	☐	☐☐	☐☐☐☐	☐☐☐☐	78.2#	1278	1361	1442	1525	1583
	72 x 48	USMB1L7248	☐	☐☐	☐☐☐☐	☐☐☐☐	97.8#	1558	1658	1758	1859	1929
Segmented Fabric Panel - 56"H	24 x 56	USMB1L2456	☐	☐☐	☐☐☐☐	☐☐☐☐	48.8#	$ 777	$ 826	$ 877	$ 925	$ 961
	30 x 56	USMB1L3056	☐	☐☐	☐☐☐☐	☐☐☐☐	55.1#	856	912	967	1022	1060
	36 x 56	USMB1L3656	☐	☐☐	☐☐☐☐	☐☐☐☐	61.5#	921	980	1038	1098	1141
	42 x 56	USMB1L4256	☐	☐☐	☐☐☐☐	☐☐☐☐	68.8#	998	1063	1128	1190	1239
	48 x 56	USMB1L4856	☐	☐☐	☐☐☐☐	☐☐☐☐	74.3#	1144	1214	1288	1362	1414
	54 x 56	USMB1L5456	☐	☐☐	☐☐☐☐	☐☐☐☐	80.6#	1306	1455	1470	1557	1614
	60 x 56	USMB1L6056	☐	☐☐	☐☐☐☐	☐☐☐☐	87.0#	1543	1640	1740	1843	1910
	72 x 56	USMB1L7256	☐	☐☐	☐☐☐☐	☐☐☐☐	109.5#	1702	1810	1920	2027	2104
Segmented Fabric Panel - 64"H	24 x 64	USMB1L2464	☐	☐☐	☐☐☐☐	☐☐☐☐	53.5#	$ 809	$ 862	$ 915	$ 967	$ 1003
	30 x 64	USMB1L3064	☐	☐☐	☐☐☐☐	☐☐☐☐	60.5#	943	1004	1066	1126	1169
	36 x 64	USMB1L3664	☐	☐☐	☐☐☐☐	☐☐☐☐	67.6#	1015	1082	1148	1212	1262
	42 x 64	USMB1L4264	☐	☐☐	☐☐☐☐	☐☐☐☐	75.6#	1074	1144	1211	1282	1331
	48 x 64	USMB1L4864	☐	☐☐	☐☐☐☐	☐☐☐☐	81.7#	1184	1262	1337	1411	1467
	54 x 64	USMB1L5464	☐	☐☐	☐☐☐☐	☐☐☐☐	88.7#	1354	1440	1528	1615	1678
	60 x 64	USMB1L6064	☐	☐☐	☐☐☐☐	☐☐☐☐	95.8#	1603	1707	1811	1913	1988
	72 x 64	USMB1L7264	☐	☐☐	☐☐☐☐	☐☐☐☐	121.3#	1895	2016	2140	2263	2347
			Ⓐ	Ⓑ	Ⓒ	Ⓓ	Ⓔ					

HOW TO ORDER

Indicate the following information on order form:
1. Quantity of each item.
2. Model number, including options. See "How To Build a Model Number".
3. Any special service required.

Note:
- The ☐ indicates that a choice is required.
- The absence of the ☐ indicates that no choice is required.
- Alpha-numeric characters in place of ☐ indicate that no other alternatives are available.

HOW TO BUILD A MODEL NUMBER

Ⓐ Select basic model.

Ⓑ Select top cap style.

F	- Flat trim (std)
N	- No topcap

Ⓒ Select trim color.
Refer to the **Product Color Options** page in this price list.

Ⓓ Select fabric side 1.
Refer to **ki.com/fabrics**

Ⓔ Select fabric side 2.
Refer to **ki.com/fabrics**

UPHOLSTERY INFORMATION

Fabric Mixing

If fabric is ordered from one group on side 1 and another group on side 2, calculate list price using the following method:

Example:
-Grade 2 Fabric
-Grade 1 Fabric
———
Upcharge

Upcharge/2 = Cost for one side

Grade 1 Fabric
+Cost for one side
———
Combined list price

Fabric Disclaimer

Fabric will be applied as swatched by the fabric manufacturer. Fabric that is required to be applied differently than is swatched will need a Product Modification Request written specifying the direction the fabric is to be applied.

SPECIAL SERVICES

Special Carton Marking

With specially marked information N/C

Shipping

Ships **knocked down, FOB Manitowoc, WI 54220, freight prepaid.** Freight class 70.

Specifications and prices are subject to change without prior notice.

Preconfigured Segmented Fabric Panel w/Markerboard on One Side

Tile-to-Floor One Side; Standard Base Raceway One Side

Preconfigured Segmented Fabric Panel w/Markerboard on One Side

Tile-to-Floor One Side; Standard Base Raceway One Side

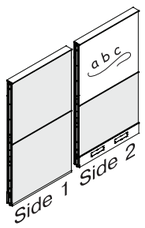

USFT

MODEL	W x H	MODEL NUMBER: Basic Model	Top Cap Style	Electrical Code	Trim Color	Fabric Side 1	Fabric Side 2	Approx. Packaged Weight	Delivered Pricing Fabric Grade 1 & C.O.M.	Delivered Pricing Fabric Grade 2	Delivered Pricing Fabric Grade 3 & Pallas Vertical Fabric Grade PV	Delivered Pricing Pallas Vertical Fabric Grade PV1	Delivered Pricing Pallas Vertical Fabric Grade PV2
Segmented Fabric Panel - 48"H • Side 1: includes tile-to-floor segmented tile with identically specified fabric upper and lower segments • Side 2: includes segmented tiles with fabric lower and steel markerboard upper segment; standard base raceway accepts power and data cable distribution • Panel assembly includes frame, trim, and panel-to-panel connectors • Trim is metal and includes top cap, bottom trim channel, base raceway, and segment channel • Side 1 and side 2 finishes are specified separately • Upper and lower fabric finishes on side 1 must be identically specified • Side 2: 30-72" wide tiles feature two power knockouts • Side 2: 24" wide tiles feature one power knockout • All 72" wide panels feature split tiles • Electrical components are specified separately	24 x 48	USMB1T2448	□	□□	□□	□□□□	□□□□	45.2#	$ 694	$ 737	$ 782	$ 827	$ 858
	30 x 48	USMB1T3048	□	□□	□□	□□□□	□□□□	51.3#	785	838	887	937	976
	36 x 48	USMB1T3648	□	□□	□□	□□□□	□□□□	57.6#	844	897	950	1008	1045
	42 x 48	USMB1T4248	□	□□	□□	□□□□	□□□□	66.8#	934	993	1054	1114	1156
	48 x 48	USMB1T4848	□	□□	□□	□□□□	□□□□	70.0#	981	1045	1108	1169	1213
	54 x 48	USMB1T5448	□	□□	□□	□□□□	□□□□	76.2#	1098	1168	1239	1308	1357
	60 x 48	USMB1T6048	□	□□	□□	□□□□	□□□□	82.4#	1278	1361	1442	1525	1583
	72 x 48	USMB1T7248	□	□□	□□	□□□□	□□□□	103.0#	1558	1658	1758	1859	1929
Segmented Fabric Panel - 56"H	24 x 56	USMB1T2456	□	□□	□□	□□□□	□□□□	49.9#	$ 777	$ 826	$ 877	$ 925	$ 961
	30 x 56	USMB1T3056	□	□□	□□	□□□□	□□□□	56.8#	856	912	967	1022	1060
	36 x 56	USMB1T3656	□	□□	□□	□□□□	□□□□	63.6#	921	980	1038	1098	1141
	42 x 56	USMB1T4256	□	□□	□□	□□□□	□□□□	71.5#	998	1063	1128	1190	1239
	48 x 56	USMB1T4856	□	□□	□□	□□□□	□□□□	77.4#	1144	1214	1288	1362	1414
	54 x 56	USMB1T5456	□	□□	□□	□□□□	□□□□	85.3#	1306	1455	1470	1557	1614
	60 x 56	USMB1T6056		□□	□□	□□□□	□□□□	91.2#	1543	1640	1740	1843	1910
	72 x 56	USMB1T7256	□	□□	□□	□□□□	□□□□	114.7#	1702	1810	1920	2027	2104
Segmented Fabric Panel - 64"H	24 x 64	USMB1T2464	□	□□	□□	□□□□	□□□□	54.7#	$ 809	$ 862	$ 915	$ 967	$ 1003
	30 x 64	USMB1T3064	□	□□	□□	□□□□	□□□□	62.2#	943	1004	1066	1126	1169
	36 x 64	USMB1T3664	□	□□	□□	□□□□	□□□□	69.7#	1015	1082	1148	1212	1262
	42 x 64	USMB1T4264	□	□□	□□	□□□□	□□□□	78.2#	1074	1144	1211	1282	1331
	48 x 64	USMB1T4864	□	□□	□□	□□□□	□□□□	84.9#	1184	1262	1337	1411	1467
	54 x 64	USMB1T5464	□	□□	□□	□□□□	□□□□	92.4#	1354	1440	1528	1615	1678
	60 x 64	USMB1T6064	□	□□	□□	□□□□	□□□□	100.0#	1603	1707	1811	1913	1988
	72 x 64	USMB1T7264	□	□□	□□	□□□□	□□□□	126.5#	1895	2016	2140	2263	2347
			Ⓐ	Ⓑ	Ⓒ	Ⓓ	Ⓔ	Ⓕ					

HOW TO ORDER

Indicate the following information on order form:
1. Quantity of each item.
2. Model number, including options. See "How To Build a Model Number".
3. Any special service required.

Note: • The □ indicates that a choice is required.
- The absence of the □ indicates that no choice is required.
- Alpha-numeric characters in place of □ indicate that no other alternatives are available.

HOW TO BUILD A MODEL NUMBER

Ⓐ Select basic model.

Ⓑ Select top cap style.

F	- Flat trim (std)
N	- No topcap

Ⓒ Select electrical code.

CP	- Chicago - with cutouts
DN	- Domestic, no cutouts
DP	- Domestic - with cutouts

Ⓓ Select trim color.
Refer to the **Product Color Options** page in this price list.

Ⓔ Select fabric side 1.
Refer to **ki.com/fabrics**

Ⓕ Select fabric side 2.
Refer to **ki.com/fabrics**

UPHOLSTERY INFORMATION

Fabric Mixing

If fabric is ordered from one group on side 1 and another group on side 2, calculate list price using the following method:

Example:
-Grade 2 Fabric
-Grade 1 Fabric
———————-
Upcharge

Upcharge/2 = Cost for one side

Grade 1 Fabric
+Cost for one side
———————-
Combined list price

Fabric Disclaimer

Fabric will be applied as swatched by the fabric manufacturer. Fabric that is required to be applied differently than is swatched will need a Product Modification Request written specifying the direction the fabric is to be applied.

SPECIAL SERVICES

Special Carton Marking

With specially marked information	N/C

Shipping

Ships **knocked down, FOB Manitowoc, WI 54220, freight prepaid.** Freight class 70.

Specifications and prices are subject to change without prior notice.

Preconfigured Segmented Fabric Panel w/Markerboard on Both Sides

Standard Base Raceway

Preconfigured Segmented Fabric Panel w/Markerboard on Both Sides

Standard Base Raceway



USFR

MODEL	W x H	MODEL NUMBER Basic Model	Top Cap Style	Electrical Code	Trim Color	Fabric Side 1	Fabric Side 2	Approx. Packaged Weight	Delivered Pricing Fabric Grade 1 & C.O.M.	Delivered Pricing Fabric Grade 2	Delivered Pricing Fabric Grade 3 & Pallas Vertical Fabric Grade PV	Delivered Pricing Pallas Vertical Fabric Grade PV1	Delivered Pricing Pallas Vertical Fabric Grade PV2
Segmented Fabric Panel - 48"H • Lower segment includes fabric tiles for both sides, specified separately • Upper segments both feature steel markerboard • Standard base raceway on both sides accepts power and data cable distribution • Panel assembly includes frame, trim, and panel-to-panel connectors • Trim is metal and includes top cap, bottom trim channel, base raceway, and segment channel • 30-72" wide panels feature two power knockouts per side • 24" wide panels feature one power knockout per side • 72" wide panels feature split tiles • Electrical components are specified separately	24 x 48	USMB2R2448	□	□□	□□	□□□□	□□□□	48.2#	$ 772	$ 823	$ 873	$ 921	$ 956
	30 x 48	USMB2R3048	□	□□	□□	□□□□	□□□□	55.0#	879	935	991	1051	1088
	36 x 48	USMB2R3648	□	□□	□□	□□□□	□□□□	61.9#	932	990	1053	1111	1154
	42 x 48	USMB2R4248	□	□□	□□	□□□□	□□□□	68.9#	1018	1085	1151	1214	1264
	48 x 48	USMB2R4848	□	□□	□□	□□□□	□□□□	75.8#	1091	1163	1231	1304	1354
	54 x 48	USMB2R5448	□	□□	□□	□□□□	□□□□	82.7#	1268	1353	1431	1514	1572
	60 x 48	USMB2R6048	□	□□	□□	□□□□	□□□□	89.6#	1520	1623	1716	1815	1887
	72 x 48	USMB2R7248	□	□□	□□	□□□□	□□□□	111.9#	1727	1835	1945	2057	2136
Segmented Fabric Panel - 56"H	24 x 56	USMB2R2456	□	□□	□□	□□□□	□□□□	53.4#	$ 909	$ 967	$ 1024	$ 1082	$ 1124
	30 x 56	USMB2R3056	□	□□	□□	□□□□	□□□□	61.0#	971	1030	1091	1155	1202
	36 x 56	USMB2R3656	□	□□	□□	□□□□	□□□□	68.7#	1025	1091	1158	1223	1269
	42 x 56	USMB2R4256	□	□□	□□	□□□□	□□□□	76.5#	1082	1152	1222	1290	1342
	48 x 56	USMB2R4856	□	□□	□□	□□□□	□□□□	84.2#	1353	1439	1525	1613	1675
	54 x 56	USMB2R5456	□	□□	□□	□□□□	□□□□	91.9#	1580	1679	1780	1881	1957
	60 x 56	USMB2R6056	□	□□	□□	□□□□	□□□□	99.6#	1898	2017	2140	2263	2353
	72 x 56	USMB2R7256	□	□□	□□	□□□□	□□□□	125.0#	1911	2037	2158	2281	2368
Segmented Fabric Panel - 64"H	24 x 64	USMB2R2464	□	□□	□□	□□□□	□□□□	58.5#	$ 914	$ 974	$ 1029	$ 1088	$ 1131
	30 x 64	USMB2R3064	□	□□	□□	□□□□	□□□□	66.9#	1057	1126	1191	1263	1309
	36 x 64	USMB2R3664	□	□□	□□	□□□□	□□□□	75.5#	1113	1184	1255	1329	1379
	42x 64	USMB2R4264	□	□□	□□	□□□□	□□□□	84.0#	1168	1243	1319	1395	1447
	48 x 64	USMB2R4864	□	□□	□□	□□□□	□□□□	92.6#	1360	1444	1535	1623	1684
	54 x 64	USMB2R5464	□	□□	□□	□□□□	□□□□	101.1#	1650	1755	1860	1967	2041
	60 x 64	USMB2R6064	□	□□	□□	□□□□	□□□□	109.6#	2037	2166	2295	2427	2519
	72 x 64	USMB2R7264	□	□□	□□	□□□□	□□□□	138.1#	2083	2215	2349	2483	2578
			Ⓐ	Ⓑ	Ⓒ	Ⓓ	Ⓔ	Ⓕ					

HOW TO ORDER

Indicate the following information on order form:
1. Quantity of each item.
2. Model number, including options. See "How To Build a Model Number".
3. Any special service required.

Note: • The □ indicates that a choice is required.
- The absence of the □ indicates that no choice is required.
- Alpha-numeric characters in place of □ indicate that no other alternatives are available.

HOW TO BUILD A MODEL NUMBER

Ⓐ Select basic model.

Ⓑ Select top cap style.

F	- Flat trim (std)
N	- No topcap

Ⓒ Select electrical code.

CP	- Chicago, 2 sides w/cutouts
DN	- Domestic, no cutouts
DP	- Domestic - with cutouts
C1	- Chicago, 1 side w/cutouts
D1	- Domestic, 1 side w/cutouts

Ⓓ Select trim color.
Refer to the **Product Color Options** page in this price list.

Ⓔ Select fabric side 1.
Refer to **ki.com/fabrics**

Ⓕ Select fabric side 2.
Refer to **ki.com/fabrics**

UPHOLSTERY INFORMATION

Fabric Mixing

If fabric is ordered from one group on side 1 and another group on side 2, calculate list price using the following method:

Example:
-Grade 2 Fabric
-Grade 1 Fabric
_____
Upcharge

Upcharge/2 = Cost for one side

Grade 1 Fabric
+Cost for one side
_____
Combined list price

Fabric Disclaimer

Fabric will be applied as swatched by the fabric manufacturer. Fabric that is required to be applied differently than is swatched will need a Product Modification Request written specifying the direction the fabric is to be applied.

SPECIAL SERVICES

Special Carton Marking

With specially marked information N/C

Shipping

Ships **knocked down, FOB Manitowoc, WI 54220, freight prepaid.** Freight class 70.

Specifications and prices are subject to change without prior notice.

Preconfigured Segmented Fabric Panel w/Markerboard on Both Sides

Elevated Base

Preconfigured Segmented Fabric Panel w/Markerboard on Both Sides

Elevated Base

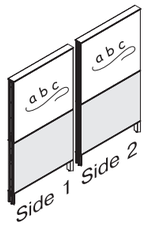

Segmented Fabric Panel - 48"H

- Lower segment includes fabric tiles for both sides, specified separately
- Upper segments both feature steel markerboard
- Elevated base does not accept cable distribution
- Panel assembly includes frame, trim, and panel-to-panel connectors
- Trim is metal and includes top cap, bottom trim channel, segment channel, and foot shroud
- 72" wide panels feature split tiles

USFL

Segmented Fabric Panel - 56"H

USFL

Segmented Fabric Panel - 64"H

USFL

MODEL	W x H	MODEL NUMBER: Basic Model	Top Cap Style	Trim Color	Fabric Side 1	Fabric Side 2	Approx. Packaged Weight	Delivered Pricing Fabric Grade 1 & C.O.M.	Delivered Pricing Fabric Grade 2	Delivered Pricing Fabric Grade 3 & Pallas Vertical Fabric Grade PV	Delivered Pricing Pallas Vertical Fabric Grade PV1	Delivered Pricing Pallas Vertical Fabric Grade PV2
Segmented Fabric Panel - 48"H	24 x 48	USMB2L2448	□	□□	□□□□	□□□□	46.0#	$ 772	$ 823	$ 873	$ 921	$ 956
	30 x 48	USMB2L3048	□	□□	□□□□	□□□□	52.1#	879	935	991	1051	1088
	36 x 48	USMB2L3648	□	□□	□□□□	□□□□	58.2#	932	990	1053	1111	1154
	42 x 48	USMB2L4248	□	□□	□□□□	□□□□	64.3#	1018	1085	1151	1214	1264
	48 x 48	USMB2L4848	□	□□	□□□□	□□□□	70.4#	1091	1163	1231	1304	1354
	54 x 48	USMB2L5448	□	□□	□□□□	□□□□	76.5#	1268	1353	1431	1514	1572
	60 x 48	USMB2L6048	□	□□	□□□□	□□□□	82.6#	1520	1623	1716	1815	1887
	72 x 48	USMB2L7248	□	□□	□□□□	□□□□	103.3#	1727	1835	1945	2057	2136
Segmented Fabric Panel - 56"H	24 x 56	USMB2L2456	□	□□	□□□□	□□□□	51.1#	$ 909	$ 967	$ 1024	$ 1082	$ 1124
	30 x 56	USMB2L3056	□	□□	□□□□	□□□□	58.0#	971	1030	1091	1155	1202
	36 x 56	USMB2L3656	□	□□	□□□□	□□□□	64.9#	1025	1091	1158	1223	1269
	42 x 56	USMB2L4256	□	□□	□□□□	□□□□	71.9#	1082	1152	1222	1290	1342
	48 x 56	USMB2L4856	□	□□	□□□□	□□□□	78.8#	1353	1439	1525	1613	1675
	54 x 56	USMB2L5456	□	□□	□□□□	□□□□	85.7#	1580	1679	1780	1881	1957
	60 x 56	USMB2L6056	□	□□	□□□□	□□□□	92.6#	1898	2017	2140	2263	2353
	72 x 56	USMB2L7256	□	□□	□□□□	□□□□	116.4#	1911	2037	2158	2281	2368
Segmented Fabric Panel - 64"H	24 x 64	USMB2L2464	□	□□	□□□□	□□□□	56.3#	$ 914	$ 974	$ 1029	$ 1088	$ 1131
	30 x 64	USMB2L3064	□	□□	□□□□	□□□□	64.0#	1057	1126	1191	1263	1309
	36 x 64	USMB2L3664	□	□□	□□□□	□□□□	71.7#	1113	1184	1255	1329	1379
	42x 64	USMB2L4264	□	□□	□□□□	□□□□	79.5#	1168	1243	1319	1395	1447
	48 x 64	USMB2L4864	□	□□	□□□□	□□□□	87.2#	1360	1444	1535	1623	1684
	54 x 64	USMB2L5464	□	□□	□□□□	□□□□	94.9#	1650	1755	1860	1967	2041
	60 x 64	USMB2L6064	□	□□	□□□□	□□□□	102.7#	2037	2166	2295	2427	2519
	72 x 64	USMB2L7264	□	□□	□□□□	□□□□	129.6#	2083	2215	2349	2483	2578
			Ⓐ	Ⓑ	Ⓒ	Ⓓ	Ⓔ					

HOW TO ORDER

Indicate the following information on order form:
1. Quantity of each item.
2. Model number, including options. See "How To Build a Model Number".
3. Any special service required.

Note:
- The □ indicates that a choice is required.
- The absence of the □ indicates that no choice is required.
- Alpha-numeric characters in place of □ indicate that no other alternatives are available.

HOW TO BUILD A MODEL NUMBER

Ⓐ Select basic model.

Ⓑ Select top cap style.

F	- Flat trim (std)
N	- No topcap

Ⓒ Select trim color.
Refer to the **Product Color Options** page in this price list.

Ⓓ Select fabric side 1.
Refer to **ki.com/fabrics**

Ⓔ Select fabric side 2.
Refer to **ki.com/fabrics**

UPHOLSTERY INFORMATION

Fabric Mixing

If fabric is ordered from one group on side 1 and another group on side 2, calculate list price using the following method:

Example:
-Grade 2 Fabric
-Grade 1 Fabric
———————-
Upcharge

Upcharge/2 = Cost for one side

Grade 1 Fabric
+Cost for one side
———————-
Combined list price

Fabric Disclaimer

Fabric will be applied as swatched by the fabric manufacturer. Fabric that is required to be applied differently than is swatched will need a Product Modification Request written specifying the direction the fabric is to be applied.

SPECIAL SERVICES

Special Carton Marking

With specially marked information	N/C

Shipping

Ships **knocked down, FOB Manitowoc, WI 54220, freight prepaid.** Freight class 70.

Specifications and prices are subject to change without prior notice.

Preconfigured Segmented Fabric Panel w/Perforated Steel Top

Standard Base Raceway

Preconfigured Segmented Fabric Panel w/Perforated Steel Top

Standard Base Raceway

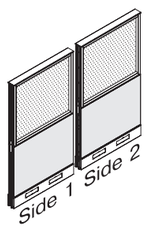

USFR

MODEL	W x H	MODEL NUMBER: Basic Model	Top Cap Style	Electrical Code	Trim Color	Paint Color	Fabric Side 1	Fabric Side 2	Approx. Packaged Weight	Delivered Pricing Fabric Grade 1 & C.O.M.	Delivered Pricing Fabric Grade 2	Delivered Pricing Fabric Grade 3 & Pallas Vertical Fabric Grade PV	Delivered Pricing Pallas Vertical Fabric Grade PV1	Delivered Pricing Pallas Vertical Fabric Grade PV2
Segmented Fabric Panel - 40"H • Lower segment includes fabric tiles for both sides, specified separately • Upper segment features single piece of perforated steel captured in frame • Perforated steel insert paint color is specified separately from trim, side 1 and side 2 are identical • Upper frame finish matches trim • Standard base raceway on both sides accepts power and data cable distribution • Panel assembly includes frame, trim, and panel-to-panel connectors • Trim is metal and includes top cap, bottom trim channel, base raceway, and segment channel • 30-72" wide panels feature two power knockouts per side • 24" wide panels feature one power knockout per side • 72" wide panels feature split tiles • Electrical components are specified separately	24 x 40	USFPR2440	☐	☐☐	☐☐	☐☐	☐☐☐☐	☐☐☐☐	46.5#	$ 870	$ 925	$ 982	$ 1038	$ 1077
	30 x 40	USFPR3040	☐	☐☐	☐☐	☐☐	☐☐☐☐	☐☐☐☐	53.2#	954	1015	1077	1137	1183
	36 x 40	USFPR3640	☐	☐☐	☐☐	☐☐	☐☐☐☐	☐☐☐☐	60.0#	1075	1144	1212	1282	1332
	42 x 40	USFPR4240	☐	☐☐	☐☐	☐☐	☐☐☐☐	☐☐☐☐	66.8#	1146	1217	1290	1363	1416
	48 x 40	USFPR4840	☐	☐☐	☐☐	☐☐	☐☐☐☐	☐☐☐☐	73.6#	1220	1297	1377	1454	1510
	54 x 40	USFPR5440	☐	☐☐	☐☐	☐☐	☐☐☐☐	☐☐☐☐	80.4#	1278	1361	1441	1525	1584
	60 x 40	USFPR6040	☐	☐☐	☐☐	☐☐	☐☐☐☐	☐☐☐☐	87.2#	1411	1505	1594	1687	1750
	72 x 40	USFPR7240	☐	☐☐	☐☐	☐☐	☐☐☐☐	☐☐☐☐	105.8#	1852	1970	2089	2207	2290
Segmented Fabric Panel - 48"H	24 x 48	USFPR2448	☐	☐☐	☐☐	☐☐	☐☐☐☐	☐☐☐☐	54.7#	$ 936	$ 997	$ 1056	$ 1117	$ 1159
	30 x 48	USFPR3048	☐	☐☐	☐☐	☐☐	☐☐☐☐	☐☐☐☐	62.6#	1029	1093	1161	1225	1275
	36 x 48	USFPR3648	☐	☐☐	☐☐	☐☐	☐☐☐☐	☐☐☐☐	70.5#	1144	1214	1289	1362	1415
	42 x 48	USFPR4248	☐	☐☐	☐☐	☐☐	☐☐☐☐	☐☐☐☐	78.5#	1214	1291	1368	1449	1505
	48 x 48	USFPR4848	☐	☐☐	☐☐	☐☐	☐☐☐☐	☐☐☐☐	86.4#	1337	1421	1507	1593	1656
	54 x 48	USFPR5448	☐	☐☐	☐☐	☐☐	☐☐☐☐	☐☐☐☐	94.3#	1401	1492	1582	1670	1736
	60 x 48	USFPR6048	☐	☐☐	☐☐	☐☐	☐☐☐☐	☐☐☐☐	102.2#	1550	1648	1750	1851	1921
	72 x 48	USFPR7248	☐	☐☐	☐☐	☐☐	☐☐☐☐	☐☐☐☐	124.3#	1984	2113	2237	2366	2459
Segmented Fabric Panel - 56"H	24 x 56	USFPR2456	☐	☐☐	☐☐	☐☐	☐☐☐☐	☐☐☐☐	62.9#	$ 1008	$ 1070	$ 1134	$ 1201	$ 1247
	30 x 56	USFPR3056	☐	☐☐	☐☐	☐☐	☐☐☐☐	☐☐☐☐	71.9#	1106	1175	1247	1317	1366
	36 x 56	USFPR3656	☐	☐☐	☐☐	☐☐	☐☐☐☐	☐☐☐☐	81.0#	1235	1313	1394	1471	1528
	42 x 56	USFPR4256	☐	☐☐	☐☐	☐☐	☐☐☐☐	☐☐☐☐	90.1#	1318	1403	1484	1571	1631
	48 x 56	USFPR4856	☐	☐☐	☐☐	☐☐	☐☐☐☐	☐☐☐☐	99.1#	1394	1481	1571	1661	1726
	54 x 56	USFPR5456	☐	☐☐	☐☐	☐☐	☐☐☐☐	☐☐☐☐	108.1#	1495	1590	1687	1781	1851
	60 x 56	USFPR6056	☐	☐☐	☐☐	☐☐	☐☐☐☐	☐☐☐☐	117.2#	1684	1794	1903	2009	2088
	72 x 56	USFPR7256	☐	☐☐	☐☐	☐☐	☐☐☐☐	☐☐☐☐	142.9#	2129	2266	2400	2540	2635
			Ⓐ	Ⓑ	Ⓒ	Ⓓ	Ⓔ	Ⓕ	Ⓖ					

HOW TO ORDER

Indicate the following information on order form:
1. Quantity of each item.
2. Model number, including options. See "How To Build a Model Number".
3. Any special service required.

Note: • The ☐ indicates that a choice is required.
- The absence of the ☐ indicates that no choice is required.
- Alpha-numeric characters in place of ☐ indicate that no other alternatives are available.

HOW TO BUILD A MODEL NUMBER

Ⓐ Select basic model.

Ⓑ Select top cap style.

F	- Flat trim (std)
N	- No topcap

Ⓒ Select electrical code.

CP	- Chicago, 2 sides w/cutouts
DN	- Domestic, no cutouts
DP	- Domestic - with cutouts
C1	- Chicago, 1 side w/cutouts
D1	- Domestic, 1 side w/cutouts

Ⓓ Select trim and frame color.
Refer to the **Product Color Options** page in this price list.

Ⓔ Select perforated steel paint color.
Refer to the **Product Color Options** page in this price list.

Ⓕ Select fabric side 1.
Refer to **ki.com/fabrics**

Ⓖ Select fabric side 2.
Refer to **ki.com/fabrics**

UPHOLSTERY INFORMATION

Fabric Mixing

If fabric is ordered from one group on side 1 and another group on side 2, calculate list price using the following method:

Example:
-Grade 2 Fabric
-Grade 1 Fabric
———————
Upcharge

Upcharge/2 = Cost for one side

Grade 1 Fabric
+Cost for one side
———————
Combined list price

Fabric Disclaimer

Fabric will be applied as swatched by the fabric manufacturer. Fabric that is required to be applied differently than is swatched will need a Product Modification Request written specifying the direction the fabric is to be applied.

SPECIAL SERVICES

Special Carton Marking

With specially marked information N/C

Shipping

Ships **knocked down, FOB Manitowoc, WI 54220, freight prepaid.** Freight class 70.

Specifications and prices are subject to change without prior notice.

Preconfigured Segmented Fabric Panel w/Perforated Steel Top

Standard Base Raceway

Preconfigured Segmented Fabric Panel w/Perforated Steel Top

Standard Base Raceway

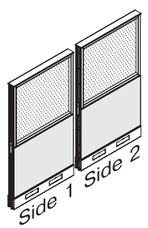

USFR

MODEL	W x H	MODEL NUMBER: Basic Model	Top Cap Style Ⓑ	Electrical Code Ⓒ	Trim Color Ⓓ	Paint Color Ⓔ	Fabric Side 1 Ⓕ	Fabric Side 2 Ⓖ	Approx. Packaged Weight	Delivered Pricing Fabric Grade 1 & C.O.M.	Delivered Pricing Fabric Grade 2	Delivered Pricing Fabric Grade 3 & Pallas Vertical Fabric Grade PV	Delivered Pricing Pallas Vertical Fabric Grade PV1	Delivered Pricing Pallas Vertical Fabric Grade PV2
Segmented Fabric Panel - 64"H • Lower segment includes fabric tiles for both sides, specified separately • Upper segment features single piece of perforated steel captured in frame • Perforated steel insert paint color is specified separately from trim, side 1 and side 2 are identical • Upper frame finish matches trim • Standard base raceway on both sides accepts power and data cable distribution • Panel assembly includes frame, trim, and panel-to-panel connectors • Trim is metal and includes top cap, bottom trim channel, base raceway, and segment channel • 30-72" wide panels feature two power knockouts per side • 24" wide panels feature one power knockout per side • 72" wide panels feature split tiles • Electrical components are specified separately	24 x 64	USFPR2464	☐	☐☐	☐☐	☐☐	☐☐☐☐	☐☐☐☐	71.1#	$ 1117	$ 1189	$ 1263	$ 1333	$ 1384
	30 x 64	USFPR3064	☐	☐☐	☐☐	☐☐	☐☐☐☐	☐☐☐☐	81.2#	1264	1343	1426	1506	1563
	36 x 64	USFPR3664	☐	☐☐	☐☐	☐☐	☐☐☐☐	☐☐☐☐	91.4#	1410	1504	1593	1684	1748
	42 x 64	USFPR4264	☐	☐☐	☐☐	☐☐	☐☐☐☐	☐☐☐☐	101.7#	1496	1591	1689	1785	1855
	48 x 64	USFPR4864	☐	☐☐	☐☐	☐☐	☐☐☐☐	☐☐☐☐	111.9#	1581	1680	1782	1883	1959
	54 x 64	USFPR5464	☐	☐☐	☐☐	☐☐	☐☐☐☐	☐☐☐☐	122.1#	1740	1854	1966	2075	2157
	60 x 64	USFPR6064	☐	☐☐	☐☐	☐☐	☐☐☐☐	☐☐☐☐	132.3#	2004	2134	2264	2390	2483
	72 x 64	USFPR7264	☐	☐☐	☐☐	☐☐	☐☐☐☐	☐☐☐☐	161.5#	2443	2603	2758	2916	3026

HOW TO ORDER

Indicate the following information on order form:
1. Quantity of each item.
2. Model number, including options. See "How To Build a Model Number".
3. Any special service required.

Note: • The ☐ indicates that a choice is required.
- The absence of the ☐ indicates that no choice is required.
- Alpha-numeric characters in place of ☐ indicate that no other alternatives are available.

HOW TO BUILD A MODEL NUMBER

Ⓐ Select basic model.

Ⓑ Select top cap style.

F	- Flat trim (std)
N	- No topcap

Ⓒ Select electrical code.

CP	- Chicago, 2 sides w/cutouts
DN	- Domestic, no cutouts
DP	- Domestic - with cutouts
C1	- Chicago, 1 side w/cutouts
D1	- Domestic, 1 side w/cutouts

Ⓓ Select trim and frame color.
Refer to the **Product Color Options** page in this price list.

Ⓔ Select perforated steel paint color.
Refer to the **Product Color Options** page in this price list.

Ⓕ Select fabric side 1.
Refer to **ki.com/fabrics**

Ⓖ Select fabric side 2.
Refer to **ki.com/fabrics**

UPHOLSTERY INFORMATION

Fabric Mixing

If fabric is ordered from one group on side 1 and another group on side 2, calculate list price using the following method:

Example:
-Grade 2 Fabric
-Grade 1 Fabric
———————
Upcharge

Upcharge/2 = Cost for one side

Grade 1 Fabric
+Cost for one side
———————
Combined list price

Fabric Disclaimer

Fabric will be applied as swatched by the fabric manufacturer. Fabric that is required to be applied differently than is swatched will need a Product Modification Request written specifying the direction the fabric is to be applied.

SPECIAL SERVICES

Special Carton Marking

With specially marked information	N/C

Shipping

Ships **knocked down, FOB Manitowoc, WI 54220, freight prepaid.** Freight class 70.

Specifications and prices are subject to change without prior notice.

Preconfigured Segmented Fabric Panel w/Perforated Steel Top

Elevated Base

Preconfigured Segmented Fabric Panel w/Perforated Steel Top

Elevated Base

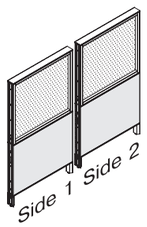

USFL

- Lower segment includes fabric tiles for both sides, specified separately
- Upper segment features single piece of perforated steel captured in frame
- Perforated steel insert paint color is specified separately from trim, side 1 and side 2 are identical
- Upper frame finish matches trim
- Elevated base does not accept cable distribution
- Panel assembly includes frame, trim, and panel-to-panel connectors
- Trim is metal and includes top cap, bottom trim channel, segment channel, and foot shroud
- 72" wide panels feature split tiles

MODEL	W x H	MODEL NUMBER: Basic Model	Top Cap Style (A)	Trim Color (B)	Paint Color (C)	Fabric Side 1 (D)	Fabric Side 2 (E)	Approx. Packaged Weight	Delivered Pricing Fabric Grade 1 & C.O.M.	Delivered Pricing Fabric Grade 2	Delivered Pricing Fabric Grade 3 & Pallas Vertical Fabric Grade PV	Delivered Pricing Pallas Vertical Fabric Grade PV1	Delivered Pricing Pallas Vertical Fabric Grade PV2
Segmented Fabric Panel - 40"H	24 x 40	USFPL2440	□	□□	□□	□□□□	□□□□	44.3#	$ 870	$ 925	$ 982	$ 1038	$ 1077
	30 x 40	USFPL3040	□	□□	□□	□□□□	□□□□	50.3#	954	1015	1077	1137	1183
	36 x 40	USFPL3640	□	□□	□□	□□□□	□□□□	56.3#	1075	1144	1212	1282	1332
	42 x 40	USFPL4240	□	□□	□□	□□□□	□□□□	62.3#	1146	1217	1290	1363	1416
	48 x 40	USFPL4840	□	□□	□□	□□□□	□□□□	68.3#	1220	1297	1377	1454	1510
	54 x 40	USFPL5440	□	□□	□□	□□□□	□□□□	74.2#	1278	1361	1441	1525	1584
	60 x 40	USFPL6040	□	□□	□□	□□□□	□□□□	80.2#	1411	1505	1594	1687	1750
	72 x 40	USFPL7240	□	□□	□□	□□□□	□□□□	97.2#	1852	1970	2089	2207	2290
Segmented Fabric Panel - 48"H	24 x 48	USFPL2448	□	□□	□□	□□□□	□□□□	52.5#	$ 936	$ 997	$ 1056	$ 1117	$ 1159
	30 x 48	USFPL3048	□	□□	□□	□□□□	□□□□	59.6#	1029	1093	1161	1225	1275
	36 x 48	USFPL3648	□	□□	□□	□□□□	□□□□	66.7#	1144	1214	1289	1362	1415
	42 x 48	USFPL4248	□	□□	□□	□□□□	□□□□	73.9#	1214	1291	1368	1449	1505
	48 x 48	USFPL4848	□	□□	□□	□□□□	□□□□	81.0#	1337	1421	1507	1593	1656
	54 x 48	USFPL5448	□	□□	□□	□□□□	□□□□	88.1#	1401	1492	1582	1670	1736
	60 x 48	USFPL6048	□	□□	□□	□□□□	□□□□	95.2#	1550	1648	1750	1851	1921
	72 x 48	USFPL7248	□	□□	□□	□□□□	□□□□	115.7#	1984	2113	2237	2366	2459
Segmented Fabric Panel - 56"H	24 x 56	USFPL2456	□	□□	□□	□□□□	□□□□	60.7#	$ 1008	$ 1070	$ 1134	$ 1201	$ 1247
	30 x 56	USFPL3056	□	□□	□□	□□□□	□□□□	68.9#	1106	1175	1247	1317	1366
	36 x 56	USFPL3656	□	□□	□□	□□□□	□□□□	77.2#	1235	1313	1394	1471	1528
	42 x 56	USFPL4256	□	□□	□□	□□□□	□□□□	85.5#	1318	1403	1484	1571	1631
	48 x 56	USFPL4856	□	□□	□□	□□□□	□□□□	93.8#	1394	1481	1571	1661	1726
	54 x 56	USFPL5456	□	□□	□□	□□□□	□□□□	102.0#	1495	1590	1687	1781	1851
	60 x 56	USFPL6056	□	□□	□□	□□□□	□□□□	110.3#	1684	1794	1903	2009	2088
	72 x 56	USFPL7256	□	□□	□□	□□□□	□□□□	134.3#	2129	2266	2400	2540	2635
			Ⓐ	Ⓑ	Ⓒ	Ⓓ	Ⓔ	Ⓕ					

HOW TO ORDER

Indicate the following information on order form:
1. Quantity of each item.
2. Model number, including options. See "How To Build a Model Number".
3. Any special service required.

Note:
- The □ indicates that a choice is required.
- The absence of the □ indicates that no choice is required.
- Alpha-numeric characters in place of □ indicate that no other alternatives are available.

HOW TO BUILD A MODEL NUMBER

Ⓐ Select basic model.

Ⓑ Select top cap style.

F	- Flat trim (std)
N	- No topcap

Ⓒ Select trim and frame color.
Refer to the **Product Color Options** page in this price list.

Ⓓ Select perforated steel paint color.
Refer to the **Product Color Options** page in this price list.

Ⓔ Select fabric side 1.
Refer to **ki.com/fabrics**

Ⓕ Select fabric side 2.
Refer to **ki.com/fabrics**

UPHOLSTERY INFORMATION

Fabric Mixing

If fabric is ordered from one group on side 1 and another group on side 2, calculate list price using the following method:

Example:
-Grade 2 Fabric
-Grade 1 Fabric
———
Upcharge

Upcharge/2 = Cost for one side

Grade 1 Fabric
+Cost for one side
———
Combined list price

Fabric Disclaimer

Fabric will be applied as swatched by the fabric manufacturer. Fabric that is required to be applied differently than is swatched will need a Product Modification Request written specifying the direction the fabric is to be applied.

SPECIAL SERVICES

Special Carton Marking

With specially marked information	N/C

Shipping

Ships **knocked down, FOB Manitowoc, WI 54220, freight prepaid.** Freight class 70.

Specifications and prices are subject to change without prior notice.

Preconfigured Segmented Fabric Panel w/Perforated Steel Top

Elevated Base

Preconfigured Segmented Fabric Panel w/Perforated Steel Top

Elevated Base

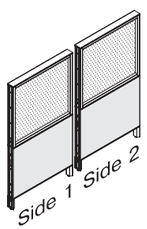

USFL

MODEL	W x H	MODEL NUMBER: Basic Model	Top Cap Style Ⓑ	Trim Color Ⓒ	Paint Color Ⓓ	Fabric Side 1 Ⓔ	Fabric Side 2 Ⓕ	Approx. Packaged Weight	Delivered Pricing Fabric Grade 1 & C.O.M.	Delivered Pricing Fabric Grade 2	Delivered Pricing Fabric Grade 3 & Pallas Vertical Fabric Grade PV	Delivered Pricing Pallas Vertical Fabric Grade PV1	Delivered Pricing Pallas Vertical Fabric Grade PV2
Segmented Fabric Panel - 64"H • Lower segment includes fabric tiles for both sides, specified separately • Upper segment features single piece of perforated steel captured in frame • Perforated steel insert paint color is specified separately from trim, side 1 and side 2 are identical • Upper frame finish matches trim • Elevated base does not accept cable distribution • Panel assembly includes frame, trim, and panel-to-panel connectors • Trim is metal and includes top cap, bottom trim channel, segment channel, and foot shroud • 72" wide panels feature split tiles	24 x 64	USFPL2464	□	□□	□□	□□□□	□□□□	68.9#	$ 1117	$ 1189	$ 1263	$ 1333	$ 1384
	30 x 64	USFPL3064	□	□□	□□	□□□□	□□□□	78.3#	1264	1343	1426	1506	1563
	36 x 64	USFPL3664	□	□□	□□	□□□□	□□□□	87.7#	1410	1504	1593	1684	1748
	42 x 64	USFPL4264	□	□□	□□	□□□□	□□□□	97.1#	1496	1591	1689	1785	1855
	48 x 64	USFPL4864	□	□□	□□	□□□□	□□□□	106.5#	1581	1680	1782	1883	1959
	54 x 64	USFPL5464	□	□□	□□	□□□□	□□□□	169.1#	1740	1854	1966	2075	2157
	60 x 64	USFPL6064	□	□□	□□	□□□□	□□□□	125.3#	2004	2134	2264	2390	2483
	72 x 64	USFPL7264	□	□□	□□	□□□□	□□□□	152.9#	2443	2603	2758	2916	3026

HOW TO ORDER

Indicate the following information on order form:
1. Quantity of each item.
2. Model number, including options. See "How To Build a Model Number".
3. Any special service required.

Note: • The □ indicates that a choice is required.
• The absence of the □ indicates that no choice is required.
• Alpha-numeric characters in place of □ indicate that no other alternatives are available.

HOW TO BUILD A MODEL NUMBER

Ⓐ Select basic model.

Ⓑ Select top cap style.

F	- Flat trim (std)
N	- No topcap

Ⓒ Select trim and frame color.
Refer to the **Product Color Options** page in this price list.

Ⓓ Select perforated steel paint color.
Refer to the **Product Color Options** page in this price list.

Ⓔ Select fabric side 1.
Refer to **ki.com/fabrics**

Ⓕ Select fabric side 2.
Refer to **ki.com/fabrics**

UPHOLSTERY INFORMATION

Fabric Mixing

If fabric is ordered from one group on side 1 and another group on side 2, calculate list price using the following method:

Example:
-Grade 2 Fabric
-Grade 1 Fabric
———————
Upcharge

Upcharge/2 = Cost for one side

Grade 1 Fabric
+Cost for one side
———————
Combined list price

Fabric Disclaimer

Fabric will be applied as swatched by the fabric manufacturer. Fabric that is required to be applied differently than is swatched will need a Product Modification Request written specifying the direction the fabric is to be applied.

SPECIAL SERVICES

Special Carton Marking

With specially marked information	N/C

Shipping

Ships **knocked down, FOB Manitowoc, WI 54220, freight prepaid.** Freight class 70.

Specifications and prices are subject to change without prior notice.

Preconfigured Segmented Fabric Panel w/Perforated Steel Top

Tile-to-Floor One Side; Standard Base Raceway One Side

Preconfigured Segmented Fabric Panel w/Perforated Steel Top

Tile-to-Floor One Side; Standard Base Raceway One Side

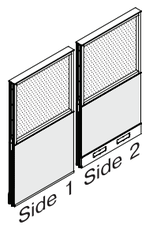

USFT

MODEL	W x H	MODEL NUMBER: Basic Model	Top Cap Style	Electrical Code	Trim Color	Paint Color	Fabric Side 1	Fabric Side 2	Approx. Packaged Weight	Delivered Pricing Fabric Grade 1 & C.O.M.	Delivered Pricing Fabric Grade 2	Delivered Pricing Fabric Grade 3 & Pallas Vertical Fabric Grade PV	Delivered Pricing Pallas Vertical Fabric Grade PV1	Delivered Pricing Pallas Vertical Fabric Grade PV2
Segmented Fabric Panel - 40"H • Side 1: tile-to-floor base does not accept cable distribution • Side 2: standard base raceway accepts power and cable distribution • Lower segment includes fabric tiles for both sides, specified separately • Upper segment features single piece of perforated steel captured in frame • Perforated steel insert paint color is specified separately from trim, side 1 and side 2 are identical • Upper frame finish matches trim • Panel assembly includes frame, trim, and panel-to-panel connectors • Trim is metal and includes top cap, bottom trim channel, base raceway, and segment channel • Side 2: 30-72" wide tiles feature two power knockouts • Side 2: 24" wide tiles feature one base power knockout • 72" wide panels feature split tiles • Electrical components are specified separately	24 x 40	USFPT2440	☐	☐☐	☐☐	☐☐	☐☐☐☐	☐☐☐☐	45.5#	$ 870	$ 925	$ 982	$ 1038	$ 1077
	30 x 40	USFPT3040	☐	☐☐	☐☐	☐☐	☐☐☐☐	☐☐☐☐	51.9#	954	1015	1077	1137	1183
	36 x 40	USFPT3640	☐	☐☐	☐☐	☐☐	☐☐☐☐	☐☐☐☐	58.4#	1075	1144	1212	1282	1332
	42 x 40	USFPT4240	☐	☐☐	☐☐	☐☐	☐☐☐☐	☐☐☐☐	64.9#	1146	1217	1290	1363	1416
	48 x 40	USFPT4840	☐	☐☐	☐☐	☐☐	☐☐☐☐	☐☐☐☐	71.4#	1220	1297	1377	1454	1510
	54 x 40	USFPT5440	☐	☐☐	☐☐	☐☐	☐☐☐☐	☐☐☐☐	77.9#	1278	1361	1441	1525	1584
	60 x 40	USFPT6040	☐	☐☐	☐☐	☐☐	☐☐☐☐	☐☐☐☐	84.4#	1411	1505	1594	1687	1750
	72 x 40	USFPT7240	☐	☐☐	☐☐	☐☐	☐☐☐☐	☐☐☐☐	102.4#	1852	1970	2089	2207	2290
Segmented Fabric Panel - 48"H	24 x 48	USFPT2448	☐	☐☐	☐☐	☐☐	☐☐☐☐	☐☐☐☐	53.7#	$ 936	$ 997	$ 1056	$ 1117	$ 1159
	30 x 48	USFPT3048	☐	☐☐	☐☐	☐☐	☐☐☐☐	☐☐☐☐	61.3#	1029	1093	1161	1225	1275
	36 x 48	USFPT3648	☐	☐☐	☐☐	☐☐	☐☐☐☐	☐☐☐☐	68.9#	1144	1214	1289	1362	1415
	42 x 48	USFPT4248	☐	☐☐	☐☐	☐☐	☐☐☐☐	☐☐☐☐	76.6#	1214	1291	1368	1449	1505
	48 x 48	USFPT4848	☐	☐☐	☐☐	☐☐	☐☐☐☐	☐☐☐☐	84.2#	1337	1421	1507	1593	1656
	54 x 48	USFPT5448	☐	☐☐	☐☐	☐☐	☐☐☐☐	☐☐☐☐	91.8#	1401	1492	1582	1670	1736
	60 x 48	USFPT6048	☐	☐☐	☐☐	☐☐	☐☐☐☐	☐☐☐☐	99.4#	1550	1648	1750	1851	1921
	72 x 48	USFPT7248	☐	☐☐	☐☐	☐☐	☐☐☐☐	☐☐☐☐	121.0#	1984	2113	2237	2366	2459
Segmented Fabric Panel - 56"H	24 x 56	USFPT2456	☐	☐☐	☐☐	☐☐	☐☐☐☐	☐☐☐☐	61.9#	$ 1008	$ 1070	$ 1134	$ 1201	$ 1247
	30 x 56	USFPT3056	☐	☐☐	☐☐	☐☐	☐☐☐☐	☐☐☐☐	70.6#	1106	1175	1247	1317	1366
	36 x 56	USFPT3656	☐	☐☐	☐☐	☐☐	☐☐☐☐	☐☐☐☐	79.4#	1235	1313	1394	1471	1528
	42 x 56	USFPT4256	☐	☐☐	☐☐	☐☐	☐☐☐☐	☐☐☐☐	88.2#	1318	1403	1484	1571	1631
	48 x 56	USFPT4856	☐	☐☐	☐☐	☐☐	☐☐☐☐	☐☐☐☐	96.9#	1394	1481	1571	1661	1726
	54 x 56	USFPT5456	☐	☐☐	☐☐	☐☐	☐☐☐☐	☐☐☐☐	105.7#	1495	1590	1687	1781	1851
	60 x 56	USFPT6056	☐	☐☐	☐☐	☐☐	☐☐☐☐	☐☐☐☐	114.5#	1684	1794	1903	2009	2088
	72 x 56	USFPT7256	☐	☐☐	☐☐	☐☐	☐☐☐☐	☐☐☐☐	139.5#	2129	2266	2400	2540	2635
		Ⓐ	Ⓑ	Ⓒ	Ⓓ	Ⓔ	Ⓕ	Ⓖ						

HOW TO ORDER

Indicate the following information on order form:
1. Quantity of each item.
2. Model number, including options. See "How To Build a Model Number".
3. Any special service required.

Note:
- The ☐ indicates that a choice is required.
- The absence of the ☐ indicates that no choice is required.
- Alpha-numeric characters in place of ☐ indicate that no other alternatives are available.

HOW TO BUILD A MODEL NUMBER

Refer to **ki.com/fabrics**

Ⓐ Select basic model.

Ⓑ Select top cap style.

F	- Flat trim (std)
N	- No topcap

Ⓒ Select electrical code.

CP	- Chicago - with cutouts
DN	- Domestic, no cutouts
DP	- Domestic - with cutouts

Ⓓ Select trim and frame color.
Refer to the **Product Color Options** page in this price list.

Ⓔ Select perforated steel paint color.
Refer to the **Product Color Options** page in this price list.

Ⓕ Select fabric side 1.
Refer to **ki.com/fabrics**

Ⓖ Select fabric side 2.

UPHOLSTERY INFORMATION

Fabric Mixing

If fabric is ordered from one group on side 1 and another group on side 2, calculate list price using the following method:

Example:
-Grade 2 Fabric
-Grade 1 Fabric
———————
Upcharge

Upcharge/2 = Cost for one side

Grade 1 Fabric
+Cost for one side
———————
Combined list price

Fabric Disclaimer

Fabric will be applied as swatched by the fabric manufacturer. Fabric that is required to be applied differently than is swatched will need a Product Modification Request written specifying the direction the fabric is to be applied.

SPECIAL SERVICES

Special Carton Marking

With specially marked information N/C

Shipping

Ships **knocked down, FOB Manitowoc, WI 54220, freight prepaid.** Freight class 70.

Specifications and prices are subject to change without prior notice.

Preconfigured Segmented Fabric Panel w/Perforated Steel Top

Tile-to-Floor One Side; Standard Base Raceway One Side

Preconfigured Segmented Fabric Panel w/Perforated Steel Top

Tile-to-Floor One Side; Standard Base Raceway One Side

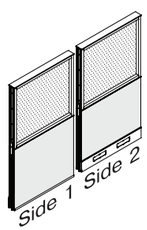

USFT

MODEL	W x H	MODEL NUMBER Basic Model	Top Cap Style	Electrical Code	Trim Color	Paint Color	Fabric Side 1	Fabric Side 2	Approx. Packaged Weight	Delivered Pricing Fabric Grade 1 & C.O.M.	Delivered Pricing Fabric Grade 2	Delivered Pricing Fabric Grade 3 & Pallas Vertical Fabric Grade PV	Delivered Pricing Pallas Vertical Fabric Grade PV1	Delivered Pricing Pallas Vertical Fabric Grade PV2
Segmented Fabric Panel - 64"H • Side 1: tile-to-floor base does not accept cable distribution • Side 2: standard base raceway accepts power and cable distribution • Lower segment includes fabric tiles for both sides, specified separately • Upper segment features single piece of perforated steel captured in frame • Perforated steel insert paint color is specified separately from trim, side 1 and side 2 are identical • Upper frame finish matches trim • Panel assembly includes frame, trim, and panel-to-panel connectors • Trim is metal and includes top cap, bottom trim channel, base raceway, and segment channel • Side 2: 30-72" wide tiles feature two power knockouts • Side 2: 24" wide tiles feature one base power knockout • 72" wide panels feature split tiles • Electrical components are specified separately	24 x 64	USFPT2464	☐	☐☐	☐☐	☐☐	☐☐☐☐	☐☐☐☐	70.1#	$ 1117	$ 1189	$ 1263	$ 1333	$ 1384
	30 x 64	USFPT3064	☐	☐☐	☐☐	☐☐	☐☐☐☐	☐☐☐☐	79.9#	1264	1343	1426	1506	1563
	36 x 64	USFPT3664	☐	☐☐	☐☐	☐☐	☐☐☐☐	☐☐☐☐	89.8#	1410	1504	1593	1684	1748
	42 x 64	USFPT4264	☐	☐☐	☐☐	☐☐	☐☐☐☐	☐☐☐☐	99.8#	1496	1591	1689	1785	1855
	48 x 64	USFPT4864	☐	☐☐	☐☐	☐☐	☐☐☐☐	☐☐☐☐	109.7#	1581	1680	1782	1883	1959
	54 x 64	USFPT5464	☐	☐☐	☐☐	☐☐	☐☐☐☐	☐☐☐☐	119.6#	1740	1854	1966	2075	2157
	60 x 64	USFPT6064	☐	☐☐	☐☐	☐☐	☐☐☐☐	☐☐☐☐	129.5#	2004	2134	2264	2390	2483
	72 x 64	USFPT7264	☐	☐☐	☐☐	☐☐	☐☐☐☐	☐☐☐☐	158.1#	2443	2603	2758	2916	3026
			Ⓐ	Ⓑ	Ⓒ	Ⓓ	Ⓔ	Ⓕ	Ⓖ					

HOW TO ORDER

Indicate the following information on order form:
1. Quantity of each item.
2. Model number, including options. See "How To Build a Model Number".
3. Any special service required.

Note: • The ☐ indicates that a choice is required.
- The absence of the ☐ indicates that no choice is required.
- Alpha-numeric characters in place of ☐ indicate that no other alternatives are available.

HOW TO BUILD A MODEL NUMBER

Ⓐ Select basic model.

Ⓑ Select top cap style.

F	- Flat trim (std)
N	- No topcap

Ⓒ Select electrical code.

CP	- Chicago - with cutouts
DN	- Domestic, no cutouts
DP	- Domestic - with cutouts

Ⓓ Select trim and frame color.
Refer to the **Product Color Options** page in this price list.

Ⓔ Select perforated steel paint color.
Refer to the **Product Color Options** page in this price list.

Ⓕ Select fabric side 1.
Refer to **ki.com/fabrics**

Ⓖ Select fabric side 2.
Refer to **ki.com/fabrics**

UPHOLSTERY INFORMATION

Fabric Mixing

If fabric is ordered from one group on side 1 and another group on side 2, calculate list price using the following method:

Example:
-Grade 2 Fabric
-Grade 1 Fabric
———————
Upcharge

Upcharge/2 = Cost for one side

Grade 1 Fabric
+Cost for one side
———————
Combined list price

Fabric Disclaimer

Fabric will be applied as swatched by the fabric manufacturer. Fabric that is required to be applied differently than is swatched will need a Product Modification Request written specifying the direction the fabric is to be applied.

SPECIAL SERVICES

Special Carton Marking

With specially marked information	N/C

Shipping

Ships **knocked down, FOB Manitowoc, WI 54220, freight prepaid.** Freight class 70.

Specifications and prices are subject to change without prior notice.

Preconfigured Segmented Fabric Panel w/Slat Wall on One Side

Standard Base Raceway

Preconfigured Segmented Fabric Panel w/Slat Wall on One Side

Standard Base Raceway

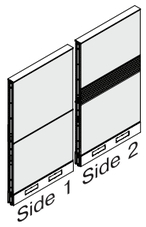

USFR

MODEL	W x H	MODEL NUMBER: Basic Model	Top Cap Style (A)	Electrical Code (B)	Trim Color (C)	Slat Wall Finish (D)	Fabric Side 1 (E)	Fabric Side 2 (F)	Approx. Packaged Weight	Delivered Pricing Fabric Grade 1 & C.O.M.	Delivered Pricing Fabric Grade 2	Delivered Pricing Fabric Grade 3 & Pallas Vertical Fabric Grade PV	Delivered Pricing Pallas Vertical Fabric Grade PV1	Delivered Pricing Pallas Vertical Fabric Grade PV2
Segmented Fabric Panel - 40"H • Lower segment includes fabric tiles for both sides, specified separately • Upper segment features slatwall on lowest 8" of tile, and fabric on remaining segment height • Upper and lower fabric segments on each side must be identically specified • Slatwall paint finish is specified • Standard base raceway on both sides accepts power and data cable distribution • Panel assembly includes frame, trim, and panel-to-panel connectors • Trim is metal and includes top cap, bottom trim channel, base raceway, and segment channel • 30-72" wide panels feature two power knockouts per side • 24" wide panels feature one power knockout per side • 72" wide panels feature split tiles • Electrical components are specified separately	24 x 40	USSW1R2440	□	□□	□□	□□□□	□□□□	□□□□	42.8#	$ 691	$ 734	$ 780	$ 825	$ 855
	30 x 40	USSW1R3040	□	□□	□□	□□□□	□□□□	□□□□	49.0#	774	825	876	923	958
	36 x 40	USSW1R3640	□	□□	□□	□□□□	□□□□	□□□□	55.3#	840	894	947	1003	1042
	42 x 40	USSW1R4240	□	□□	□□	□□□□	□□□□	□□□□	61.7#	927	986	1048	1107	1148
	48 x 40	USSW1R4840	□	□□	□□	□□□□	□□□□	□□□□	68.0#	967	1027	1089	1152	1199
	54 x 40	USSW1R5440	□	□□	□□	□□□□	□□□□	□□□□	74.3#	1021	1087	1152	1217	1266
	60 x 40	USSW1R6040	□	□□	□□	□□□□	□□□□	□□□□	80.6#	1135	1210	1283	1356	1408
	72 x 40	USSW1R7240	□	□□	□□	□□□□	□□□□	□□□□	99.1#	1550	1648	1748	1851	1921
Segmented Fabric Panel - 48"H	24 x 48	USSW1R2448	□	□□	□□	□□□□	□□□□	□□□□	47.4#	$ 781	$ 829	$ 880	$ 931	$ 968
	30 x 48	USSW1R3048	□	□□	□□	□□□□	□□□□	□□□□	54.1#	877	932	988	1045	1082
	36 x 48	USSW1R3648	□	□□	□□	□□□□	□□□□	□□□□	60.9#	952	1013	1075	1134	1178
	42 x 48	USSW1R4248	□	□□	□□	□□□□	□□□□	□□□□	67.8#	1062	1129	1201	1266	1315
	48 x 48	USSW1R4848	□	□□	□□	□□□□	□□□□	□□□□	74.7#	1098	1167	1238	1307	1357
	54 x 48	USSW1R5448	□	□□	□□	□□□□	□□□□	□□□□	81.5#	1152	1225	1301	1371	1427
	60 x 48	USSW1R6048	□	□□	□□	□□□□	□□□□	□□□□	88.4#	1276	1356	1439	1518	1580
	72 x 48	USSW1R7248	□	□□	□□	□□□□	□□□□	□□□□	109.9#	1762	1871	1988	2100	2181
Segmented Fabric Panel - 56"H	24 x 56	USSW1R2456	□	□□	□□	□□□□	□□□□	□□□□	52.2#	$ 828	$ 881	$ 935	$ 988	$ 1025
	30 x 56	USSW1R3056	□	□□	□□	□□□□	□□□□	□□□□	59.5#	928	988	1049	1109	1151
	36 x 56	USSW1R3656	□	□□	□□	□□□□	□□□□	□□□□	66.8#	1012	1076	1143	1208	1253
	42 x 56	USSW1R4256	□	□□	□□	□□□□	□□□□	□□□□	74.2#	1137	1211	1285	1357	1410
	48 x 56	USSW1R4856	□	□□	□□	□□□□	□□□□	□□□□	81.6#	1177	1253	1331	1404	1458
	54 x 56	USSW1R5456	□	□□	□□	□□□□	□□□□	□□□□	89.0#	1217	1295	1376	1453	1508
	60 x 56	USSW1R6056	□	□□	□□	□□□□	□□□□	□□□□	96.4#	1332	1415	1503	1586	1648
	72 x 56	USSW1R7256	□	□□	□□	□□□□	□□□□	□□□□	121.3#	1879	2000	2121	2240	2327
			Ⓐ	Ⓑ	Ⓒ	Ⓓ	Ⓔ	Ⓕ	Ⓖ					

HOW TO ORDER

Indicate the following information on order form:
1. Quantity of each item.
2. Model number, including options. See "How To Build a Model Number".
3. Any special service required.

Note: • The □ indicates that a choice is required.
- The absence of the □ indicates that no choice is required.
- Alpha-numeric characters in place of □ indicate that no other alternatives are available.

HOW TO BUILD A MODEL NUMBER

Ⓐ Select basic model.

Ⓑ Select top cap style.

F	- Flat trim (std)
N	- No topcap

Ⓒ Select electrical code.

CP	- Chicago, 2 sides w/cutouts
DN	- Domestic, no cutouts
DP	- Domestic - with cutouts
C1	- Chicago, 1 side w/cutouts
D1	- Domestic, 1 side w/cutouts

Ⓓ Select trim color.
Refer to the **Product Color Options** page in this price list.

Ⓔ Select paint finish for slat wall section.
Refer to the **Product Color Options** page in this price list.

Ⓕ Select fabric side 1.
Refer to **ki.com/fabrics**

Ⓖ Select fabric side 2.
Refer to **ki.com/fabrics**

UPHOLSTERY INFORMATION

Fabric Mixing

If fabric is ordered from one group on side 1 and another group on side 2, calculate list price using the following method:

Example:
-Grade 2 Fabric
-Grade 1 Fabric
———————
Upcharge

Upcharge/2 = Cost for one side

Grade 1 Fabric
+Cost for one side
———————
Combined list price

Fabric Disclaimer

Fabric will be applied as swatched by the fabric manufacturer. Fabric that is required to be applied differently than is swatched will need a Product Modification Request written specifying the direction the fabric is to be applied.

SPECIAL SERVICES

Special Carton Marking

With specially marked information N/C

Shipping

Ships **knocked down, FOB Manitowoc, WI 54220, freight prepaid.** Freight class 70.

Specifications and prices are subject to change without prior notice.

Preconfigured Segmented Fabric Panel w/Slat Wall on One Side

Standard Base Raceway

Preconfigured Segmented Fabric Panel w/Slat Wall on One Side

Standard Base Raceway

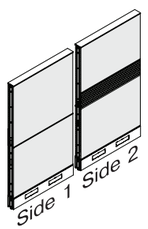

USFR

MODEL	W x H	MODEL NUMBER: Basic Model	Top Cap Style	Electrical Code	Trim Color	Slat Wall Finish	Fabric Side 1	Fabric Side 2	Approx. Packaged Weight	Delivered Pricing Fabric Grade 1 & C.O.M.	Delivered Pricing Fabric Grade 2	Delivered Pricing Fabric Grade 3 & Pallas Vertical Fabric Grade PV	Delivered Pricing Pallas Vertical Fabric Grade PV1	Delivered Pricing Pallas Vertical Fabric Grade PV2
Segmented Fabric Panel - 64"H • Lower segment includes fabric tiles for both sides, specified separately • Upper segment features slatwall on lowest 8" of tile, and fabric on remaining segment height • Upper and lower fabric segments on each side must be identically specified • Slatwall paint finish is specified • Standard base raceway on both sides accepts power and data cable distribution • Panel assembly includes frame, trim, and panel-to-panel connectors • Trim is metal and includes top cap, bottom trim channel, base raceway, and segment channel • 30-72" wide panels feature two power knockouts per side • 24" wide panels feature one power knockout per side • 72" wide panels feature split tiles • Electrical components are specified separately	24 x 64	USSW1R2464	□	□□	□□	□□□□	□□□□	□□□□	56.5#	$ 866	$ 922	$ 978	$ 1036	$ 1074
	30 x 64	USSW1R3064	□	□□	□□	□□□□	□□□□	□□□□	64.3#	993	1056	1122	1185	1230
	36 x 64	USSW1R3664	□	□□	□□	□□□□	□□□□	□□□□	72.2#	1096	1167	1238	1306	1357
	42 x 64	USSW1R4264	□	□□	□□	□□□□	□□□□	□□□□	80.2#	1209	1287	1363	1441	1499
	48 x 64	USSW1R4864	□	□□	□□	□□□□	□□□□	□□□□	88.1#	1252	1333	1410	1493	1550
	54 x 64	USSW1R5464	□	□□	□□	□□□□	□□□□	□□□□	96.0#	1290	1374	1458	1541	1601
	60 x 64	USSW1R6064	□	□□	□□	□□□□	□□□□	□□□□	103.9#	1408	1499	1588	1680	1745
	72 x 64	USSW1R7264	□	□□	□□	□□□□	□□□□	□□□□	131.7#	2047	2175	2310	2440	2533
			Ⓐ	Ⓑ	Ⓒ	Ⓓ	Ⓔ	Ⓕ	Ⓖ					

HOW TO ORDER

Indicate the following information on order form:
1. Quantity of each item.
2. Model number, including options. See "How To Build a Model Number".
3. Any special service required.

Note: • The □ indicates that a choice is required.
- The absence of the □ indicates that no choice is required.
- Alpha-numeric characters in place of □ indicate that no other alternatives are available.

HOW TO BUILD A MODEL NUMBER

Ⓐ Select basic model.

Ⓑ Select top cap style.

F	- Flat trim (std)
N	- No topcap

Ⓒ Select electrical code.

CP	- Chicago, 2 sides w/cutouts
DN	- Domestic, no cutouts
DP	- Domestic - with cutouts
C1	- Chicago, 1 side w/cutouts
D1	- Domestic, 1 side w/cutouts

Ⓓ Select trim color.
Refer to the **Product Color Options** page in this price list.

Ⓔ Select paint finish for slat wall section.
Refer to the **Product Color Options** page in this price list.

Ⓕ Select fabric side 1.
Refer to **ki.com/fabrics**

Ⓖ Select fabric side 2.
Refer to **ki.com/fabrics**

UPHOLSTERY INFORMATION

Fabric Mixing

If fabric is ordered from one group on side 1 and another group on side 2, calculate list price using the following method:

Example:
-Grade 2 Fabric
-Grade 1 Fabric
———————
Upcharge

Upcharge/2 = Cost for one side

Grade 1 Fabric
+Cost for one side
———————
Combined list price

Fabric Disclaimer

Fabric will be applied as swatched by the fabric manufacturer. Fabric that is required to be applied differently than is swatched will need a Product Modification Request written specifying the direction the fabric is to be applied.

SPECIAL SERVICES

Special Carton Marking

With specially marked information	N/C

Shipping

Ships **knocked down, FOB Manitowoc, WI 54220, freight prepaid.** Freight class 70.

Specifications and prices are subject to change without prior notice.

Preconfigured Segmented Fabric Panel w/Slat Wall on One Side

Elevated Base

Preconfigured Segmented Fabric Panel w/Slat Wall on One Side

Elevated Base

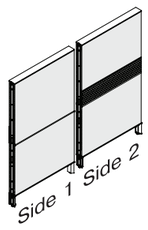

USFL

MODEL	W x H	MODEL NUMBER: Basic Model	Top Cap Style (A)	Trim Color (B)	Slat Wall Finish (C)	Fabric Side 1 (D)	Fabric Side 2 (E)	Approx. Packaged Weight	Delivered Pricing Fabric Grade 1 & C.O.M.	Delivered Pricing Fabric Grade 2	Delivered Pricing Fabric Grade 3 & Pallas Vertical Fabric Grade PV	Delivered Pricing Pallas Vertical Fabric Grade PV1	Delivered Pricing Pallas Vertical Fabric Grade PV2
Segmented Fabric Panel - 40"H • Lower segment includes fabric tiles for both sides, specified separately • Upper segment features slatwall on lowest 8" of tile, and fabric on remaining segment height • Upper and lower fabric segments on each side must be identically specified • Slatwall paint finish is specified • Elevated base does not accept cable distribution • Panel assembly includes frame, trim, and panel-to-panel connectors • Trim is metal and includes top cap, bottom trim channel, segment channel, and foot shroud • 72" wide panels feature split tiles	24 x 40	USSW1L2440	□	□□	□□□□	□□□□	□□□□	40.6#	$ 691	$ 734	$ 780	$ 825	$ 855
	30 x 40	USSW1L3040	□	□□	□□□□	□□□□	□□□□	46.1#	774	825	876	923	958
	36 x 40	USSW1L3640	□	□□	□□□□	□□□□	□□□□	51.6#	840	894	947	1003	1042
	42 x 40	USSW1L4240	□	□□	□□□□	□□□□	□□□□	57.1#	927	986	1048	1107	1148
	48 x 40	USSW1L4840	□	□□	□□□□	□□□□	□□□□	62.7#	967	1027	1089	1152	1199
	54 x 40	USSW1L5440	□	□□	□□□□	□□□□	□□□□	68.2#	1021	1087	1152	1217	1266
	60 x 40	USSW1L6040	□	□□	□□□□	□□□□	□□□□	73.7#	1135	1210	1283	1356	1408
	72 x 40	USSW1L7240	□	□□	□□□□	□□□□	□□□□	90.5#	1550	1648	1748	1851	1921
Segmented Fabric Panel - 48"H	24 x 48	USSW1L2448	□	□□	□□□□	□□□□	□□□□	45.1#	$ 781	$ 829	$ 880	$ 931	$ 968
	30 x 48	USSW1L3048	□	□□	□□□□	□□□□	□□□□	51.2#	877	932	988	1045	1082
	36 x 48	USSW1L3648	□	□□	□□□□	□□□□	□□□□	57.2#	952	1013	1075	1134	1178
	42 x 48	USSW1L4248	□	□□	□□□□	□□□□	□□□□	63.3#	1062	1129	1201	1266	1315
	48 x 48	USSW1L4848	□	□□	□□□□	□□□□	□□□□	69.3#	1098	1167	1238	1307	1357
	54 x 48	USSW1L5448	□	□□	□□□□	□□□□	□□□□	75.3#	1152	1225	1301	1371	1427
	60 x 48	USSW1L6048	□	□□	□□□□	□□□□	□□□□	81.4#	1276	1356	1439	1518	1580
	72 x 48	USSW1L7248	□	□□	□□□□	□□□□	□□□□	101.4#	1762	1871	1988	2100	2181
Segmented Fabric Panel - 56"H	24 x 56	USSW1L2456	□	□□	□□□□	□□□□	□□□□	50.0#	$ 828	$ 881	$ 935	$ 988	$ 1025
	30 x 56	USSW1L3056	□	□□	□□□□	□□□□	□□□□	56.5#	928	988	1049	1109	1151
	36 x 56	USSW1L3656	□	□□	□□□□	□□□□	□□□□	63.1#	1012	1076	1143	1208	1253
	42 x 56	USSW1L4256	□	□□	□□□□	□□□□	□□□□	69.7#	1137	1211	1285	1357	1410
	48 x 56	USSW1L4856	□	□□	□□□□	□□□□	□□□□	76.3#	1177	1253	1331	1404	1458
	54 x 56	USSW1L5456	□	□□	□□□□	□□□□	□□□□	82.8#	1217	1295	1376	1453	1508
	60 x 56	USSW1L6056	□	□□	□□□□	□□□□	□□□□	89.4#	1332	1415	1503	1586	1648
	72 x 56	USSW1L7256	□	□□	□□□□	□□□□	□□□□	112.7#	1879	2000	2121	2240	2327
			Ⓐ	Ⓑ	Ⓒ	Ⓓ	Ⓔ	Ⓕ					

HOW TO ORDER

Indicate the following information on order form:
1. Quantity of each item.
2. Model number, including options. See "How To Build a Model Number".
3. Any special service required.

Note: • The □ indicates that a choice is required.
- The absence of the □ indicates that no choice is required.
- Alpha-numeric characters in place of □ indicate that no other alternatives are available.

HOW TO BUILD A MODEL NUMBER

Ⓐ Select basic model.

Ⓑ Select top cap style.

F	- Flat trim (std)
N	- No topcap

Ⓒ Select trim color.
Refer to the **Product Color Options** page in this price list.

Ⓓ Select paint finish for slat wall section.
Refer to the **Product Color Options** page in this price list.

Ⓔ Select fabric side 1.
Refer to **ki.com/fabrics**

Ⓕ Select fabric side 2.
Refer to **ki.com/fabrics**

UPHOLSTERY INFORMATION

Fabric Mixing

If fabric is ordered from one group on side 1 and another group on side 2, calculate list price using the following method:

Example:
-Grade 2 Fabric
-Grade 1 Fabric
———————
Upcharge

Upcharge/2 = Cost for one side

Grade 1 Fabric
+Cost for one side
———————
Combined list price

Fabric Disclaimer

Fabric will be applied as swatched by the fabric manufacturer. Fabric that is required to be applied differently than is swatched will need a Product Modification Request written specifying the direction the fabric is to be applied.

SPECIAL SERVICES

Special Carton Marking

With specially marked information N/C

Shipping

Ships **knocked down, FOB Manitowoc, WI 54220, freight prepaid.** Freight class 70.

Specifications and prices are subject to change without prior notice.

Preconfigured Segmented Fabric Panel w/Slat Wall on One Side

Elevated Base

Preconfigured Segmented Fabric Panel w/Slat Wall on One Side

Elevated Base

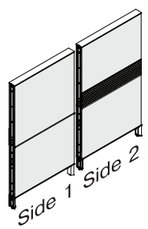

USFL

MODEL	W x H	MODEL NUMBER Basic Model	Top Cap Style	Trim Color	Slat Wall Finish	Fabric Side 1	Fabric Side 2	Approx. Packaged Weight	Delivered Pricing Fabric Grade 1 & C.O.M.	Delivered Pricing Fabric Grade 2	Delivered Pricing Fabric Grade 3 & Pallas Vertical Fabric Grade PV	Delivered Pricing Pallas Vertical Fabric Grade PV1	Delivered Pricing Pallas Vertical Fabric Grade PV2
Segmented Fabric Panel - 64"H • Lower segment includes fabric tiles for both sides, specified separately • Upper segment features slatwall on lowest 8" of tile, and fabric on remaining segment height • Upper and lower fabric segments on each side must be identically specified • Slatwall paint finish is specified • Elevated base does not accept cable distribution • Panel assembly includes frame, trim, and panel-to-panel connectors • Trim is metal and includes top cap, bottom trim channel, segment channel, and foot shroud • 72" wide panels feature split tiles	24 x 64	USSW1L2464	□	□□	□□□□	□□□□	□□□□	54.3#	$ 866	$ 922	$ 978	$ 1036	$ 1074
	30 x 64	USSW1L3064	□	□□	□□□□	□□□□	□□□□	61.4#	993	1056	1122	1185	1230
	36 x 64	USSW1L3664	□	□□	□□□□	□□□□	□□□□	68.5#	1096	1167	1238	1306	1357
	42 x 64	USSW1L4264	□	□□	□□□□	□□□□	□□□□	75.6#	1209	1287	1363	1441	1499
	48 x 64	USSW1L4864	□	□□	□□□□	□□□□	□□□□	82.7#	1252	1333	1410	1493	1550
	54 x 64	USSW1L5464	□	□□	□□□□	□□□□	□□□□	89.9#	1290	1374	1458	1541	1601
	60 x 64	USSW1L6064	□	□□	□□□□	□□□□	□□□□	96.9#	1408	1499	1588	1680	1745
	72 x 64	USSW1L7264	□	□□	□□□□	□□□□	□□□□	123.1#	2047	2175	2310	2440	2533
			Ⓐ	Ⓑ	Ⓒ	Ⓓ	Ⓔ	Ⓕ					

HOW TO ORDER

Indicate the following information on order form:
1. Quantity of each item.
2. Model number, including options. See "How To Build a Model Number".
3. Any special service required.

Note: • The □ indicates that a choice is required.
• The absence of the □ indicates that no choice is required.
• Alpha-numeric characters in place of □ indicate that no other alternatives are available.

HOW TO BUILD A MODEL NUMBER

Ⓐ Select basic model.

Ⓑ Select top cap style.

F	- Flat trim (std)
N	- No topcap

Ⓒ Select trim color.
Refer to the **Product Color Options** page in this price list.

Ⓓ Select paint finish for slat wall section.
Refer to the **Product Color Options** page in this price list.

Ⓔ Select fabric side 1.
Refer to **ki.com/fabrics**

Ⓕ Select fabric side 2.
Refer to **ki.com/fabrics**

UPHOLSTERY INFORMATION

Fabric Mixing

If fabric is ordered from one group on side 1 and another group on side 2, calculate list price using the following method:

Example:
-Grade 2 Fabric
-Grade 1 Fabric
———————
Upcharge

Upcharge/2 = Cost for one side

Grade 1 Fabric
+Cost for one side
———————
Combined list price

Fabric Disclaimer

Fabric will be applied as swatched by the fabric manufacturer. Fabric that is required to be applied differently than is swatched will need a Product Modification Request written specifying the direction the fabric is to be applied.

SPECIAL SERVICES

Special Carton Marking

With specially marked information	N/C

Shipping

Ships **knocked down, FOB Manitowoc, WI 54220, freight prepaid.** Freight class 70.

Specifications and prices are subject to change without prior notice.

Preconfigured Segmented Fabric Panel w/Slat Wall on One Side

Tile-to-Floor One Side; Standard Base Raceway One Side

Preconfigured Segmented Fabric Panel w/Slat Wall on One Side

Tile-to-Floor One Side; Standard Base Raceway One Side

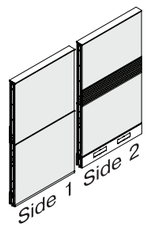

USFT

MODEL	W x H	MODEL NUMBER: Basic Model	Top Cap Style (A)	Electrical Code (B)	Trim Color (C)	Slat Wall Finish (D)	Fabric Side 1 (E)	Fabric Side 2 (F)	Approx. Packaged Weight	Delivered Pricing Fabric Grade 1 & C.O.M.	Delivered Pricing Fabric Grade 2	Delivered Pricing Fabric Grade 3 & Pallas Vertical Fabric Grade PV	Delivered Pricing Pallas Vertical Fabric Grade PV1	Delivered Pricing Pallas Vertical Fabric Grade PV2
Segmented Fabric Panel - 40"H • Side 1: tile to floor base does not accept cable distribution • Side 2: standard base raceway accepts power and data cable distribution • Upper segment features slatwall on lowest 8" of tile, and fabric on remaining segment height • Upper and lower fabric segments on each side must be identically specified • Slatwall paint finish is specified • Panel assembly includes frame, trim, and panel-to-panel connectors • Trim is metal and includes top cap, bottom trim channel, base raceway, and segment channel • Side 2: 30-72" wide panels feature two power knockouts • Side 2: 24" wide tiles feature one power knockout • 72" wide panels feature split tiles • Electrical components are specified separately	24 x 40	USSW1T2440	□	□□	□□	□□□□	□□□□	□□□□	41.8#	$ 691	$ 734	$ 780	$ 825	$ 855
	30 x 40	USSW1T3040	□	□□	□□	□□□□	□□□□	□□□□	47.7#	774	825	876	923	958
	36 x 40	USSW1T3640	□	□□	□□	□□□□	□□□□	□□□□	53.7#	840	894	947	1003	1042
	42 x 40	USSW1T4240	□	□□	□□	□□□□	□□□□	□□□□	59.8#	927	986	1048	1107	1148
	48 x 40	USSW1T4840	□	□□	□□	□□□□	□□□□	□□□□	65.8#	967	1027	1089	1152	1199
	54 x 40	USSW1T5440	□	□□	□□	□□□□	□□□□	□□□□	71.8#	1021	1087	1152	1217	1266
	60 x 40	USSW1T6040	□	□□	□□	□□□□	□□□□	□□□□	77.9#	1135	1210	1283	1356	1408
	72 x 40	USSW1T7240	□	□□	□□	□□□□	□□□□	□□□□	95.7#	1550	1648	1748	1851	1921
Segmented Fabric Panel - 48"H	24 x 48	USSW1T2448	□	□□	□□	□□□□	□□□□	□□□□	46.3#	$ 781	$ 829	$ 880	$ 931	$ 968
	30 x 48	USSW1T3048	□	□□	□□	□□□□	□□□□	□□□□	52.8#	877	932	988	1045	1082
	36 x 48	USSW1T3648	□	□□	□□	□□□□	□□□□	□□□□	59.3#	952	1013	1075	1134	1178
	42 x 48	USSW1T4248	□	□□	□□	□□□□	□□□□	□□□□	65.9#	1062	1129	1201	1266	1315
	48 x 48	USSW1T4848	□	□□	□□	□□□□	□□□□	□□□□	72.5#	1098	1167	1238	1307	1357
	54 x 48	USSW1T5448	□	□□	□□	□□□□	□□□□	□□□□	79.0#	1152	1225	1301	1371	1427
	60 x 48	USSW1T6048	□	□□	□□	□□□□	□□□□	□□□□	85.6#	1276	1356	1439	1518	1580
	72 x 48	USSW1T7248	□	□□	□□	□□□□	□□□□	□□□□	106.6#	1762	1871	1988	2100	2181
Segmented Fabric Panel - 56"H	24 x 56	USSW1T2456	□	□□	□□	□□□□	□□□□	□□□□	51.1#	$ 828	$ 881	$ 935	$ 988	$ 1025
	30 x 56	USSW1T3056	□	□□	□□	□□□□	□□□□	□□□□	58.2#	928	988	1049	1109	1151
	36 x 56	USSW1T3656	□	□□	□□	□□□□	□□□□	□□□□	65.2#	1012	1076	1143	1208	1253
	42 x 56	USSW1T4256	□	□□	□□	□□□□	□□□□	□□□□	72.3#	1137	1211	1285	1357	1410
	48 x 56	USSW1T4856	□	□□	□□	□□□□	□□□□	□□□□	79.4#	1177	1253	1331	1404	1458
	54 x 56	USSW1T5456	□	□□	□□	□□□□	□□□□	□□□□	86.5#	1217	1295	1376	1453	1508
	60 x 56	USSW1T6056	□	□□	□□	□□□□	□□□□	□□□□	93.6#	1332	1415	1503	1586	1648
	72 x 56	USSW1T7256	□	□□	□□	□□□□	□□□□	□□□□	117.9#	1879	2000	2121	2240	2327
			Ⓐ	Ⓑ	Ⓒ	Ⓓ	Ⓔ	Ⓕ	Ⓖ					

HOW TO ORDER

Indicate the following information on order form:
1. Quantity of each item.
2. Model number, including options. See "How To Build a Model Number".
3. Any special service required.

Note: • The □ indicates that a choice is required.
- The absence of the □ indicates that no choice is required.
- Alpha-numeric characters in place of □ indicate that no other alternatives are available.

HOW TO BUILD A MODEL NUMBER

Refer to **ki.com/fabrics**

Ⓐ Select basic model.

Ⓑ Select top cap style.

F	- Flat trim (std)
N	- No topcap

Ⓒ Select electrical code.

CP	- Chicago - with cutouts
DN	- Domestic, no cutouts
DP	- Domestic - with cutouts

Ⓓ Select trim color.
Refer to the **Product Color Options** page in this price list.

Ⓔ Select paint finish for slat wall section.
Refer to the **Product Color Options** page in this price list.

Ⓕ Select fabric side 1.
Refer to **ki.com/fabrics**

Ⓖ Select fabric side 2.

UPHOLSTERY INFORMATION

Fabric Mixing

If fabric is ordered from one group on side 1 and another group on side 2, calculate list price using the following method:

Example:
-Grade 2 Fabric
-Grade 1 Fabric
———————
Upcharge

Upcharge/2 = Cost for one side

Grade 1 Fabric
+Cost for one side
———————
Combined list price

Fabric Disclaimer

Fabric will be applied as swatched by the fabric manufacturer. Fabric that is required to be applied differently than is swatched will need a Product Modification Request written specifying the direction the fabric is to be applied.

SPECIAL SERVICES

Special Carton Marking

With specially marked information N/C

Shipping

Ships **knocked down, FOB Manitowoc, WI 54220, freight prepaid.** Freight class 70.

Specifications and prices are subject to change without prior notice.

Preconfigured Segmented Fabric Panel w/Slat Wall on One Side

Tile-to-Floor One Side; Standard Base Raceway One Side

Preconfigured Segmented Fabric Panel w/Slat Wall on One Side

Tile-to-Floor One Side; Standard Base Raceway One Side

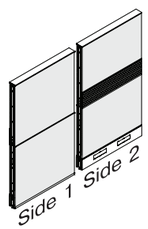

USFT

MODEL	W x H	MODEL NUMBER Basic Model	Top Cap Style	Electrical Code	Trim Color	Slat Wall Finish	Fabric Side 1	Fabric Side 2	Approx. Packaged Weight	Delivered Pricing Fabric Grade 1 & C.O.M.	Delivered Pricing Fabric Grade 2	Delivered Pricing Fabric Grade 3 & Pallas Vertical Fabric Grade PV	Delivered Pricing Pallas Vertical Fabric Grade PV1	Delivered Pricing Pallas Vertical Fabric Grade PV2
Segmented Fabric Panel - 64"H • Side 1: tile to floor base does not accept cable distribution • Side 2: standard base raceway accepts power and data cable distribution • Upper segment features slatwall on lowest 8" of tile, and fabric on remaining segment height • Upper and lower fabric segments on each side must be identically specified • Slatwall paint finish is specified • Panel assembly includes frame, trim, and panel-to-panel connectors • Trim is metal and includes top cap, bottom trim channel, base raceway, and segment channel • Side 2: 30-72" wide panels feature two power knockouts • Side 2: 24" wide tiles feature one power knockout • 72" wide panels feature split tiles • Electrical components are specified separately	24 x 64	USSW1T2464	□	□□	□□	□□□□	□□□□	□□□□	55.5#	$ 866	$ 922	$ 978	$ 1036	$ 1074
	30 x 64	USSW1T3064	□	□□	□□	□□□□	□□□□	□□□□	63.0#	993	1056	1122	1185	1230
	36 x 64	USSW1T3664	□	□□	□□	□□□□	□□□□	□□□□	70.6#	1096	1167	1238	1306	1357
	42 x 64	USSW1T4264	□	□□	□□	□□□□	□□□□	□□□□	78.3#	1209	1287	1363	1441	1499
	48 x 64	USSW1T4864	□	□□	□□	□□□□	□□□□	□□□□	85.9#	1252	1333	1410	1493	1550
	54 x 64	USSW1T5464	□	□□	□□	□□□□	□□□□	□□□□	93.5#	1290	1374	1458	1541	1601
	60 x 64	USSW1T6064	□	□□	□□	□□□□	□□□□	□□□□	101.1#	1408	1499	1588	1680	1745
	72 x 64	USSW1T7264	□	□□	□□	□□□□	□□□□	□□□□	128.3#	2047	2175	2310	2440	2533
			Ⓐ	Ⓑ	Ⓒ	Ⓓ	Ⓔ	Ⓕ	Ⓖ					

HOW TO ORDER

Indicate the following information on order form:
1. Quantity of each item.
2. Model number, including options. See "How To Build a Model Number".
3. Any special service required.

Note: • The □ indicates that a choice is required.
- The absence of the □ indicates that no choice is required.
- Alpha-numeric characters in place of □ indicate that no other alternatives are available.

HOW TO BUILD A MODEL NUMBER

Ⓐ Select basic model.

Ⓑ Select top cap style.

F	- Flat trim (std)
N	- No topcap

Ⓒ Select electrical code.

CP	- Chicago - with cutouts
DN	- Domestic, no cutouts
DP	- Domestic - with cutouts

Ⓓ Select trim color.
Refer to the **Product Color Options** page in this price list.

Ⓔ Select paint finish for slat wall section.
Refer to the **Product Color Options** page in this price list.

Ⓕ Select fabric side 1.
Refer to **ki.com/fabrics**

Ⓖ Select fabric side 2.
Refer to **ki.com/fabrics**

UPHOLSTERY INFORMATION

Fabric Mixing

If fabric is ordered from one group on side 1 and another group on side 2, calculate list price using the following method:

Example:
-Grade 2 Fabric
-Grade 1 Fabric
———————
Upcharge

Upcharge/2 = Cost for one side

Grade 1 Fabric
+Cost for one side
———————
Combined list price

Fabric Disclaimer

Fabric will be applied as swatched by the fabric manufacturer. Fabric that is required to be applied differently than is swatched will need a Product Modification Request written specifying the direction the fabric is to be applied.

SPECIAL SERVICES

Special Carton Marking

With specially marked information N/C

Shipping

Ships **knocked down, FOB Manitowoc, WI 54220, freight prepaid.** Freight class 70.

Specifications and prices are subject to change without prior notice.

Preconfigured Segmented Fabric Panel w/Slat Wall on Two Sides

Standard Base Raceway

Preconfigured Segmented Fabric Panel w/Slat Wall on Two Sides

Standard Base Raceway

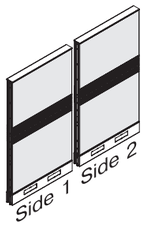

USFR

MODEL	W x H	MODEL NUMBER: Basic Model	Top Cap Style (A)	Electrical Code (B)	Trim Color (C)	Slat Wall Finish Side 1 (D)	Fabric Side 1 (E)	Slat Wall Finish Side 2 (F)	Fabric Side 2 (G)	Approx. Packaged Weight	Delivered Pricing Fabric Grade 1 & C.O.M.	Delivered Pricing Fabric Grade 2	Delivered Pricing Fabric Grade 3 & Pallas Vertical Fabric Grade PV	Delivered Pricing Pallas Vertical Fabric Grade PV1	Delivered Pricing Pallas Vertical Fabric Grade PV2
Segmented Fabric Panel - 40"H • Lower segment includes fabric tiles for both sides, specified separately • Upper segment features slat wall on lowest 8" of upper tile segment, and fabric on remaining segment height • Upper and lower fabric segments on each side must be identically specified • Slatwall paint finish is specified • Standard base raceway on both sides accepts power and data cable distribution • Panel assembly includes frame, trim, and panel-to-panel connectors • Trim is metal and includes top cap, bottom trim channel, base raceway, and segment channel • 30-72" wide panels feature two power knockouts per side • 24" wide panels feature one power knockout per side • 72" wide panels feature split tiles • Electrical components are specified separately	24 x 40	USSW2R2440	☐	☐☐	☐☐	☐☐☐☐	☐☐☐☐	☐☐☐☐	☐☐☐☐	44.4#	$ 812	$ 866	$ 920	$ 972	$ 1009
	30 x 40	USSW2R3040	☐	☐☐	☐☐	☐☐☐☐	☐☐☐☐	☐☐☐☐	☐☐☐☐	50.7#	903	959	1018	1076	1118
	36 x 40	USSW2R3640	☐	☐☐	☐☐	☐☐☐☐	☐☐☐☐	☐☐☐☐	☐☐☐☐	56.9#	982	1048	1109	1173	1217
	42 x 40	USSW2R4240	☐	☐☐	☐☐	☐☐☐☐	☐☐☐☐	☐☐☐☐	☐☐☐☐	63.2#	1098	1167	1238	1306	1357
	48 x 40	USSW2R4840	☐	☐☐	☐☐	☐☐☐☐	☐☐☐☐	☐☐☐☐	☐☐☐☐	69.5#	1147	1217	1290	1364	1417
	54 x 40	USSW2R5440	☐	☐☐	☐☐	☐☐☐☐	☐☐☐☐	☐☐☐☐	☐☐☐☐	75.7#	1229	1308	1386	1465	1519
	60 x 40	USSW2R6040	☐	☐☐	☐☐	☐☐☐☐	☐☐☐☐	☐☐☐☐	☐☐☐☐	82.0#	1384	1475	1563	1654	1714
	72 x 40	USSW2R7240	☐	☐☐	☐☐	☐☐☐☐	☐☐☐☐	☐☐☐☐	☐☐☐☐	101.2#	1824	1940	2057	2174	2262
Segmented Fabric Panel - 48"H	24 x 48	USSW2R2448	☐	☐☐	☐☐	☐☐☐☐	☐☐☐☐	☐☐☐☐	☐☐☐☐	48.2#	$ 950	$ 1012	$ 1074	$ 1133	$ 1177
	30 x 48	USSW2R3048	☐	☐☐	☐☐	☐☐☐☐	☐☐☐☐	☐☐☐☐	☐☐☐☐	55.0#	1057	1124	1191	1262	1307
	36 x 48	USSW2R3648	☐	☐☐	☐☐	☐☐☐☐	☐☐☐☐	☐☐☐☐	☐☐☐☐	61.8#	1155	1229	1304	1379	1431
	42 x 48	USSW2R4248	☐	☐☐	☐☐	☐☐☐☐	☐☐☐☐	☐☐☐☐	☐☐☐☐	68.5#	1283	1363	1444	1529	1588
	48 x 48	USSW2R4848	☐	☐☐	☐☐	☐☐☐☐	☐☐☐☐	☐☐☐☐	☐☐☐☐	75.4#	1333	1417	1505	1590	1651
	54 x 48	USSW2R5448	☐	☐☐	☐☐	☐☐☐☐	☐☐☐☐	☐☐☐☐	☐☐☐☐	82.1#	1387	1477	1564	1656	1717
	60 x 48	USSW2R6048	☐	☐☐	☐☐	☐☐☐☐	☐☐☐☐	☐☐☐☐	☐☐☐☐	88.9#	1525	1625	1717	1819	1889
	72 x 48	USSW2R7248	☐	☐☐	☐☐	☐☐☐☐	☐☐☐☐	☐☐☐☐	☐☐☐☐	110.5#	2158	2295	2434	2572	2672
Segmented Fabric Panel - 56"H	24 x 56	USSW2R2456	☐	☐☐	☐☐	☐☐☐☐	☐☐☐☐	☐☐☐☐	☐☐☐☐	53.5#	$ 1011	$ 1075	$ 1141	$ 1207	$ 1252
	30 x 56	USSW2R3056	☐	☐☐	☐☐	☐☐☐☐	☐☐☐☐	☐☐☐☐	☐☐☐☐	60.8#	1115	1188	1263	1332	1382
	36 x 56	USSW2R3656	☐	☐☐	☐☐	☐☐☐☐	☐☐☐☐	☐☐☐☐	☐☐☐☐	68.1#	1220	1297	1377	1453	1510
	42 x 56	USSW2R4256	☐	☐☐	☐☐	☐☐☐☐	☐☐☐☐	☐☐☐☐	☐☐☐☐	75.4#	1374	1461	1550	1637	1702
	48 x 56	USSW2R4856	☐	☐☐	☐☐	☐☐☐☐	☐☐☐☐	☐☐☐☐	☐☐☐☐	82.8#	1428	1517	1612	1703	1768
	54 x 56	USSW2R5456	☐	☐☐	☐☐	☐☐☐☐	☐☐☐☐	☐☐☐☐	☐☐☐☐	90.1#	1477	1571	1667	1762	1829
	60 x 56	USSW2R6056	☐	☐☐	☐☐	☐☐☐☐	☐☐☐☐	☐☐☐☐	☐☐☐☐	97.4#	1616	1716	1823	1928	2002
	72 x 56	USSW2R7256	☐	☐☐	☐☐	☐☐☐☐	☐☐☐☐	☐☐☐☐	☐☐☐☐	122.8#	2284	2432	2576	2724	2828
			Ⓐ	Ⓑ	Ⓒ	Ⓓ	Ⓔ	Ⓕ	Ⓖ	Ⓗ					

HOW TO ORDER

Indicate the following information on order form:
1. Quantity of each item.
2. Model number, including options. See "How To Build a Model Number".
3. Any special service required.

Note: • The ☐ indicates that a choice is required.
- The absence of the ☐ indicates that no choice is required.
- Alpha-numeric characters in place of ☐ indicate that no other alternatives are available.

HOW TO BUILD A MODEL NUMBER

Ⓐ Select basic model.

Ⓑ Select top cap style.

F	- Flat trim (std)
N	- No topcap

Ⓒ Select electrical code.

CP	- Chicago, 2 sides w/cutouts
DN	- Domestic, no cutouts
DP	- Domestic - with cutouts
C1	- Chicago, 1 side w/cutouts
D1	- Domestic, 1 side w/cutouts

Ⓓ Select trim color.
Refer to the **Product Color Options** page in this price list.

Ⓔ Select paint finish for slat wall section side 1.
Refer to the **Product Color Options** page in this price list.

Ⓕ Select fabric side 1.
Refer to **ki.com/fabrics**

Ⓖ Select paint finish for slat wall section side 2.
Refer to the **Product Color Options** page in this price list.

Ⓗ Select fabric side 2.
Refer to **ki.com/fabrics**

UPHOLSTERY INFORMATION

Fabric Mixing

If fabric is ordered from one group on side 1 and another group on side 2, calculate list price using the following method:

Example:
-Grade 2 Fabric
-Grade 1 Fabric
———————
Upcharge

Upcharge/2 = Cost for one side

Grade 1 Fabric
+Cost for one side
———————
Combined list price

Fabric Disclaimer

Fabric will be applied as swatched by the fabric manufacturer. Fabric that is required to be applied differently than is swatched will need a Product Modification Request written specifying the direction the fabric is to be applied.

SPECIAL SERVICES

Special Carton Marking

With specially marked information N/C

Shipping

Ships **knocked down, FOB Manitowoc, WI 54220, freight prepaid.** Freight class 70.

Specifications and prices are subject to change without prior notice.

Preconfigured Segmented Fabric Panel w/Slat Wall on Two Sides

Standard Base Raceway

Preconfigured Segmented Fabric Panel w/Slat Wall on Two Sides

Standard Base Raceway

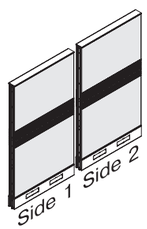

USFR

MODEL	W x H	MODEL NUMBER: Basic Model	Top Cap Style	Electrical Code	Trim Color	Slat Wall Finish Side 1	Fabric Side 1	Slat Wall Finish Side 2	Fabric Side 2	Approx. Packaged Weight	Delivered Pricing Fabric Grade 1 & C.O.M.	Delivered Pricing Fabric Grade 2	Delivered Pricing Fabric Grade 3 & Pallas Vertical Fabric Grade PV	Delivered Pricing Pallas Vertical Fabric Grade PV1	Delivered Pricing Pallas Vertical Fabric Grade PV2
Segmented Fabric Panel - 64"H • Lower segment includes fabric tiles for both sides, specified separately • Upper segment features slat wall on lowest 8" of upper tile segment, and fabric on remaining segment height • Upper and lower fabric segments on each side must be identically specified • Slatwall paint finish is specified • Standard base raceway on both sides accepts power and data cable distribution • Panel assembly includes frame, trim, and panel-to-panel connectors • Trim is metal and includes top cap, bottom trim channel, base raceway, and segment channel • 30-72" wide panels feature two power knockouts per side • 24" wide panels feature one power knockout per side • 72" wide panels feature split tiles • Electrical components are specified separately	24 x 64	USSW2R2464	□	□□	□□	□□□□	□□□□	□□□□	□□□□	57.9#	$ 1040	$ 1108	$ 1175	$ 1240	$ 1288
	30 x 64	USSW2R3064	□	□□	□□	□□□□	□□□□	□□□□	□□□□	65.7#	1163	1239	1313	1388	1440
	36 x 64	USSW2R3664	□	□□	□□	□□□□	□□□□	□□□□	□□□□	73.5#	1274	1354	1437	1517	1576
	42 x 64	USSW2R4264	□	□□	□□	□□□□	□□□□	□□□□	□□□□	81.4#	1443	1538	1630	1726	1790
	48 x 64	USSW2R4864	□	□□	□□	□□□□	□□□□	□□□□	□□□□	89.3#	1503	1595	1694	1789	1859
	54 x 64	USSW2R5464	□	□□	□□	□□□□	□□□□	□□□□	□□□□	97.1#	1527	1623	1722	1821	1890
	60 x 64	USSW2R6064	□	□□	□□	□□□□	□□□□	□□□□	□□□□	105.0#	1639	1746	1854	1959	2035
	72 x 64	USSW2R7264	□	□□	□□	□□□□	□□□□	□□□□	□□□□	133.2#	2395	2549	2704	2856	2969
			Ⓐ	Ⓑ	Ⓒ	Ⓓ	Ⓔ	Ⓕ	Ⓖ	Ⓗ					

HOW TO ORDER

Indicate the following information on order form:
1. Quantity of each item.
2. Model number, including options. See "How To Build a Model Number".
3. Any special service required.

Note: • The □ indicates that a choice is required.
- The absence of the □ indicates that no choice is required.
- Alpha-numeric characters in place of □ indicate that no other alternatives are available.

HOW TO BUILD A MODEL NUMBER

Ⓐ Select basic model.

Ⓑ Select top cap style.

F	- Flat trim (std)
N	- No topcap

Ⓒ Select electrical code.

CP	- Chicago, 2 sides w/cutouts
DN	- Domestic, no cutouts
DP	- Domestic - with cutouts
C1	- Chicago, 1 side w/cutouts
D1	- Domestic, 1 side w/cutouts

Ⓓ Select trim color.
Refer to the **Product Color Options** page in this price list.

Ⓔ Select paint finish for slat wall section side 1.
Refer to the **Product Color Options** page in this price list.

Ⓕ Select fabric side 1.
Refer to **ki.com/fabrics**

Ⓖ Select paint finish for slat wall section side 2.
Refer to the **Product Color Options** page in this price list.

Ⓗ Select fabric side 2.
Refer to **ki.com/fabrics**

UPHOLSTERY INFORMATION

Fabric Mixing

If fabric is ordered from one group on side 1 and another group on side 2, calculate list price using the following method:

Example:
-Grade 2 Fabric
-Grade 1 Fabric
———————
Upcharge

Upcharge/2 = Cost for one side

Grade 1 Fabric
+Cost for one side
———————
Combined list price

Fabric Disclaimer

Fabric will be applied as swatched by the fabric manufacturer. Fabric that is required to be applied differently than is swatched will need a Product Modification Request written specifying the direction the fabric is to be applied.

SPECIAL SERVICES

Special Carton Marking

With specially marked information	N/C

Shipping

Ships **knocked down, FOB Manitowoc, WI 54220, freight prepaid.** Freight class 70.

Specifications and prices are subject to change without prior notice.

Preconfigured Segmented Fabric Panel w/Slat Wall on Two Sides

Elevated Base

Preconfigured Segmented Fabric Panel w/Slat Wall on Two Sides

Elevated Base

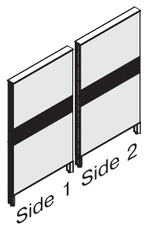

USFL

MODEL	W x H	MODEL NUMBER: Basic Model	Top Cap Style	Trim Color	Slat Wall Finish Side 1	Fabric Side 1	Slat Wall Finish Side 2	Fabric Side 2	Approx. Packaged Weight	Delivered Pricing Fabric Grade 1 & C.O.M.	Delivered Pricing Fabric Grade 2	Delivered Pricing Fabric Grade 3 & Pallas Vertical Fabric Grade PV	Delivered Pricing Pallas Vertical Fabric Grade PV1	Delivered Pricing Pallas Vertical Fabric Grade PV2
Segmented Fabric Panel - 40"H • Lower segment includes fabric tiles for both sides, specified separately • Upper segment features slat wall on lowest 8" of upper tile segment, and fabric on remaining segment height • Upper and lower fabric segments on each side must be identically specified • Slatwall paint finish is specified • Elevated base does not accept cable distribution • Panel assembly includes frame, trim, and panel-to-panel connectors • Trim is metal and includes top cap, bottom trim channel, segment channel, and foot shroud • 72" wide panels feature split tiles	24 x 40	USSW2L2440	□	□□	□□□□	□□□□	□□□□	□□□□	44.4#	$ 812	$ 866	$ 920	$ 972	$ 1009
	30 x 40	USSW2L3040	□	□□	□□□□	□□□□	□□□□	□□□□	50.7#	903	959	1018	1076	1118
	36 x 40	USSW2L3640	□	□□	□□□□	□□□□	□□□□	□□□□	56.9#	982	1048	1109	1173	1217
	42 x 40	USSW2L4240	□	□□	□□□□	□□□□	□□□□	□□□□	63.2#	1098	1167	1238	1306	1357
	48 x 40	USSW2L4840	□	□□	□□□□	□□□□	□□□□	□□□□	69.5#	1147	1217	1290	1364	1417
	54 x 40	USSW2L5440	□	□□	□□□□	□□□□	□□□□	□□□□	73.7#	1229	1308	1386	1465	1519
	60 x 40	USSW2L6040	□	□□	□□□□	□□□□	□□□□	□□□□	82.0#	1384	1475	1563	1654	1714
	72 x 40	USSW2L7240	□	□□	□□□□	□□□□	□□□□	□□□□	101.2#	1824	1940	2057	2174	2262
Segmented Fabric Panel - 48"H	24 x 48	USSW2L2448	□	□□	□□□□	□□□□	□□□□	□□□□	48.2#	$ 950	$ 1012	$ 1074	$ 1133	$ 1177
	30 x 48	USSW2L3048	□	□□	□□□□	□□□□	□□□□	□□□□	55.0#	1057	1124	1191	1262	1307
	36 x 48	USSW2L3648	□	□□	□□□□	□□□□	□□□□	□□□□	61.8#	1155	1229	1304	1379	1431
	42 x 48	USSW2L4248	□	□□	□□□□	□□□□	□□□□	□□□□	68.5#	1283	1363	1444	1529	1588
	48 x 48	USSW2L4848	□	□□	□□□□	□□□□	□□□□	□□□□	75.4#	1333	1417	1505	1590	1651
	54 x 48	USSW2L5448	□	□□	□□□□	□□□□	□□□□	□□□□	80.1#	1387	1477	1564	1656	1717
	60 x 48	USSW2L6048	□	□□	□□□□	□□□□	□□□□	□□□□	88.9#	1525	1625	1717	1819	1889
	72 x 48	USSW2L7248	□	□□	□□□□	□□□□	□□□□	□□□□	110.5#	2158	2295	2434	2572	2672
Segmented Fabric Panel - 56"H	24 x 56	USSW2L2456	□	□□	□□□□	□□□□	□□□□	□□□□	53.5#	$ 1011	$ 1075	$ 1141	$ 1207	$ 1252
	30 x 56	USSW2L3056	□	□□	□□□□	□□□□	□□□□	□□□□	60.8#	1115	1188	1260	1332	1382
	36 x 56	USSW2L3656	□	□□	□□□□	□□□□	□□□□	□□□□	68.1#	1220	1297	1377	1453	1510
	42 x 56	USSW2L4256	□	□□	□□□□	□□□□	□□□□	□□□□	75.4#	1374	1461	1550	1637	1702
	48 x 56	USSW2L4856	□	□□	□□□□	□□□□	□□□□	□□□□	82.8#	1428	1517	1612	1703	1768
	54 x 56	USSW2L5456	□	□□	□□□□	□□□□	□□□□	□□□□	88.1#	1477	1571	1667	1762	1829
	60 x 56	USSW2L6056	□	□□	□□□□	□□□□	□□□□	□□□□	97.4#	1616	1716	1823	1928	2002
	72 x 56	USSW2L7256	□	□□	□□□□	□□□□	□□□□	□□□□	122.8#	2284	2432	2576	2724	2828
			Ⓐ	Ⓑ	Ⓒ	Ⓓ	Ⓔ	Ⓕ	Ⓖ					

HOW TO ORDER

Indicate the following information on order form:
1. Quantity of each item.
2. Model number, including options. See "How To Build a Model Number".
3. Any special service required.

Note: • The □ indicates that a choice is required.
- The absence of the □ indicates that no choice is required.
- Alpha-numeric characters in place of □ indicate that no other alternatives are available.

HOW TO BUILD A MODEL NUMBER

Ⓐ Select basic model.

Ⓑ Select top cap style.

F	- Flat trim (std)
N	- No topcap

Ⓒ Select trim color.
Refer to the **Product Color Options** page in this price list.

Ⓓ Select paint finish for slat wall section side 1.
Refer to the **Product Color Options** page in this price list.

Ⓔ Select fabric side 1.
Refer to **ki.com/fabrics**

Ⓕ Select paint finish for slat wall section side 2.
Refer to the **Product Color Options** page in this price list.

Ⓖ Select fabric side 2.
Refer to **ki.com/fabrics**

UPHOLSTERY INFORMATION

Fabric Mixing

If fabric is ordered from one group on side 1 and another group on side 2, calculate list price using the following method:

Example:
-Grade 2 Fabric
-Grade 1 Fabric
———
Upcharge

Upcharge/2 = Cost for one side

Grade 1 Fabric
+Cost for one side
———
Combined list price

Fabric Disclaimer

Fabric will be applied as swatched by the fabric manufacturer. Fabric that is required to be applied differently than is swatched will need a Product Modification Request written specifying the direction the fabric is to be applied.

SPECIAL SERVICES

Special Carton Marking

With specially marked information	N/C

Shipping

Ships **knocked down, FOB Manitowoc, WI 54220, freight prepaid.** Freight class 70.

Specifications and prices are subject to change without prior notice.

Preconfigured Segmented Fabric Panel w/Slat Wall on Two Sides

Elevated Base

Preconfigured Segmented Fabric Panel w/Slat Wall on Two Sides

Elevated Base

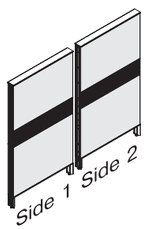

USFL

MODEL	W x H	MODEL NUMBER: Basic Model (A)	Top Cap Style (B)	Trim Color (C)	Slat Wall Finish Side 1 (D)	Fabric Side 1 (E)	Slat Wall Finish Side 2 (F)	Fabric Side 2 (G)	Approx. Packaged Weight	Delivered Pricing Fabric Grade 1 & C.O.M.	Delivered Pricing Fabric Grade 2	Delivered Pricing Fabric Grade 3 & Pallas Vertical Fabric Grade PV	Delivered Pricing Pallas Vertical Fabric Grade PV1	Delivered Pricing Pallas Vertical Fabric Grade PV2
Segmented Fabric Panel - 64"H • Lower segment includes fabric tiles for both sides, specified separately • Upper segment features slat wall on lowest 8" of upper tile segment, and fabric on remaining segment height • Upper and lower fabric segments on each side must be identically specified • Slatwall paint finish is specified • Elevated base does not accept cable distribution • Panel assembly includes frame, trim, and panel-to-panel connectors • Trim is metal and includes top cap, bottom trim channel, segment channel, and foot shroud • 72" wide panels feature split tiles	24 x 64	USSW2L2464	□	□□	□□□□	□□□□	□□□□	□□□□	57.9#	$ 1040	$ 1108	$ 1175	$ 1240	$ 1288
	30 x 64	USSW2L3064	□	□□	□□□□	□□□□	□□□□	□□□□	65.7#	1163	1239	1313	1388	1440
	36 x 64	USSW2L3664	□	□□	□□□□	□□□□	□□□□	□□□□	73.5#	1274	1354	1437	1517	1576
	42 x 64	USSW2L4264	□	□□	□□□□	□□□□	□□□□	□□□□	81.4#	1443	1538	1630	1726	1790
	48 x 64	USSW2L4864	□	□□	□□□□	□□□□	□□□□	□□□□	89.3#	1503	1595	1694	1789	1859
	54 x 64	USSW2L5464	□	□□	□□□□	□□□□	□□□□	□□□□	95.1#	1527	1623	1722	1821	1890
	60 x 64	USSW2L6064	□	□□	□□□□	□□□□	□□□□	□□□□	105.0#	1639	1746	1854	1959	2035
	72 x 64	USSW2L7264	□	□□	□□□□	□□□□	□□□□	□□□□	133.2#	2395	2549	2704	2856	2969

HOW TO ORDER

Indicate the following information on order form:
1. Quantity of each item.
2. Model number, including options. See "How To Build a Model Number".
3. Any special service required.

Note: • The □ indicates that a choice is required.
• The absence of the □ indicates that no choice is required.
• Alpha-numeric characters in place of □ indicate that no other alternatives are available.

HOW TO BUILD A MODEL NUMBER

A Select basic model.

B Select top cap style.

F	- Flat trim (std)
N	- No topcap

C Select trim color.
Refer to the **Product Color Options** page in this price list.

D Select paint finish for slat wall section side 1.
Refer to the **Product Color Options** page in this price list.

E Select fabric side 1.
Refer to **ki.com/fabrics**

F Select paint finish for slat wall section side 2.
Refer to the **Product Color Options** page in this price list.

G Select fabric side 2.
Refer to **ki.com/fabrics**

UPHOLSTERY INFORMATION

Fabric Mixing

If fabric is ordered from one group on side 1 and another group on side 2, calculate list price using the following method:

Example:
-Grade 2 Fabric
-Grade 1 Fabric
———————
Upcharge

Upcharge/2 = Cost for one side

Grade 1 Fabric
+Cost for one side
———————
Combined list price

Fabric Disclaimer

Fabric will be applied as swatched by the fabric manufacturer. Fabric that is required to be applied differently than is swatched will need a Product Modification Request written specifying the direction the fabric is to be applied.

SPECIAL SERVICES

Special Carton Marking

With specially marked information	N/C

Shipping

Ships **knocked down, FOB Manitowoc, WI 54220, freight prepaid.** Freight class 70.

Specifications and prices are subject to change without prior notice.

Stacking Panel
Fabric

Stacking Panel
Fabric

	MODEL	W x H	MODEL NUMBER Basic Model	Trim Color	Fabric Side 1	Fabric Side 2	Approx. Packaged Weight	Delivered Pricing Fabric Grade 1 & C.O.M.	Delivered Pricing Fabric Grade 2	Delivered Pricing Fabric Grade 3 & Pallas Vertical Fabric Grade PV	Delivered Pricing Pallas Vertical Fabric Grade PV1	Delivered Pricing Pallas Vertical Fabric Grade PV2
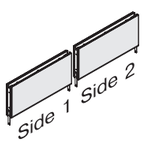	**Fabric Stacking Panel - 16" H**	24 x 16"	USTF2416	□□	□□□□	□□□□	13.2#	$ 411	$ 427	$ 444	$ 454	$ 483
	• Side 1 and side 2 fabrics are specified separately	30 x 16"	USTF3016	□□	□□□□	□□□□	14.8#	439	459	477	490	520
	• All sizes stack above panels of equal widths	36 x 16"	USTF3616	□□	□□□□	□□□□	16.9#	479	502	518	530	568
	• 48"-72" sizes may span multiple panels	42 x 16"	USTF4216	□□	□□□□	□□□□	18.5#	527	551	571	584	624
	• Only one stacking section may be added to a frame	48 x 16"	USTF4816	□□	□□□□	□□□□	20.1#	536	560	579	595	635
	• No power is available on stacking sections	54 x 16	USTF5416	□□	□□□□	□□□□	21.9#	574	602	622	636	681
	• No storage or accessories may be hung from stacking sections	60 x 16"	USTF6016	□□	□□□□	□□□□	23.7#	601	629	651	666	711
	• Panel Assembly includes stacking frame, segment channel, tiles and panel-to-panel connectors	72 x 16"	USTF7216	□□	□□□□	□□□□	29.5#	800	838	866	888	946
	• Trim is metal and includes segment channel											
			Ⓐ	Ⓑ	Ⓒ	Ⓓ						

USTF

HOW TO ORDER

Indicate the following information on order form:
1. Quantity of each item.
2. Model number, including options. See "How To Build a Model Number".
3. Any special service required.

Note: • The □ indicates that a choice is required.
- The absence of the □ indicates that no choice is required.
- Alpha-numeric characters in place of □ indicate that no other alternatives are available.

HOW TO BUILD A MODEL NUMBER

Ⓐ Select basic model.

Ⓑ Select trim color.
Refer to the **Product Color Options** page in this price list.

Ⓒ Select fabric side 1.
Refer to **ki.com/fabrics**

Ⓓ Select fabric side 2.
Refer to **ki.com/fabrics**

UPHOLSTERY INFORMATION

Fabric Mixing
If fabric is ordered from one group on side 1 and another group on side 2, calculate list price using the following method:

Example:
-Grade 2 Fabric
-Grade 1 Fabric
———————
Upcharge

Upcharge/2 = Cost for one side

Grade 1 Fabric
+Cost for one side
———————
Combined list price

Fabric Disclaimer
Fabric will be applied as swatched by the fabric manufacturer. Fabric that is required to be applied differently than is swatched will need a Product Modification Request written specifying the direction the fabric is to be applied.

SPECIAL SERVICES

Special Carton Marking

With specially marked information	N/C

Shipping
Ships **knocked down, FOB Manitowoc, WI 54220, freight prepaid.** Freight class 70.

Specifications and prices are subject to change without prior notice.

Stacking Panel
Solid Steel

Stacking Panel
Solid Steel



USTS

MODEL	W x H	MODEL NUMBER Basic Model (A)	Trim Color (B)	Insert Color (C)	Approx. Packaged Weight	Delivered Pricing
Solid Steel Stacking Panel - 16" H • Single steel section captured within aluminum frame • All sizes stack above panels of equal widths • 48"-72" sizes may span multiple panels • Only one stacking section may be added to a frame • No power is available on stacking sections • No storage or accessories may be hung from stacking sections • Steel insert paint color is specified separate from trim, side 1 and side 2 are identical • Frame matches trim finish	24 x 16"	USTS2416	□□	□□□	15.5#	$ 519
	30 x 16"	USTS3016	□□	□□□	17.7#	546
	36 x 16"	USTS3616	□□	□□□	20.5#	589
	42 x 16"	USTS4216	□□	□□□	22.7#	618
	48 x 16"	USTS4816	□□	□□□	25.0#	689
	54 x 16"	USTS5416	□□	□□□	27.4#	705
	60 x 16"	USTS6016	□□	□□□	29.8#	706
	72 x 16"	USTS7216	□□	□□□	34.3#	974

HOW TO ORDER

Indicate the following information on order form:
1. Quantity of each item.
2. Model number, including options. See "How To Build a Model Number".
3. Any special service required.

Note: • The □ indicates that a choice is required.
• The absence of the □ indicates that no choice is required.
• Alpha-numeric characters in place of □ indicate that no other alternatives are available.

HOW TO BUILD A MODEL NUMBER

A Select basic model.

B Select trim color.
Refer to the **Product Color Options** page in this price list.

C Select insert color.
Refer to the **Product Color Options** page in this price list.

SPECIAL SERVICES

Special Carton Marking

With specially marked information N/C

Shipping

Ships **knocked down, FOB Manitowoc, WI 54220, freight prepaid.** Freight class 70.

Specifications and prices are subject to change without prior notice.

Stacking Panel
Glass

Stacking Panel
Glass

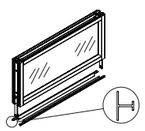

USTS

MODEL	W x H	MODEL NUMBER Basic Model	Trim Color	Glass Color	Approx. Packaged Weight	Clear (GLA)	White Laminate (GLC)	Satin Etch One Side (GLV)
Glass Stacking Panel - 16" H • Single glass pane captured within aluminum frame • All sizes stack above panels of equal widths • 48"-72" sizes may span multiple panels • Only one stacking section may be added to a frame • No power is available on stacking sections • No storage or accessories may be hung from stacking sections • Frame matches trim finish	24 x 16"	USTG2416	□□	□□□	18.4#	$ 472	$ 534	$ 596
	30 x 16"	USTG3016	□□	□□□	21.5#	492	551	614
	36 x 16"	USTG3616	□□	□□□	25.0#	520	581	645
	42 x 16"	USTG4216	□□	□□□	28.1#	551	624	696
	48 x 16"	USTG4816	□□	□□□	31.1#	602	690	784
	54 x 16	USTG5416	□□	□□□	34.4#	622	719	824
	60 x 16"	USTG6016	□□	□□□	37.7#	625	733	848
	72 x 16"	USTG7216	□□	□□□	43.8#	829	957	1090
			Ⓐ	Ⓑ	Ⓒ			

HOW TO ORDER

Indicate the following information on order form:
1. Quantity of each item.
2. Model number, including options. See "How To Build a Model Number".
3. Any special service required.

Note: • The □ indicates that a choice is required.
- The absence of the □ indicates that no choice is required.
- Alpha-numeric characters in place of □ indicate that no other alternatives are available.

HOW TO BUILD A MODEL NUMBER

Ⓐ Select basic model.

Ⓑ Select trim color.
Refer to the **Product Color Options** page in this price list.

Ⓒ Select glass color.

GLA	- Clear
GLC	- White laminate
GLV	- Satin etch one side

SPECIAL SERVICES

Special Carton Marking

With specially marked information	N/C

Shipping
Ships **knocked down, FOB Manitowoc, WI 54220, freight prepaid.** Freight class 70.

Specifications and prices are subject to change without prior notice.

Stacking Panel
Perforated Steel

Stacking Panel
Perforated Steel

	MODEL	W x H	MODEL NUMBER Basic Model	Trim Color	Insert Color	Approx. Packaged Weight	Delivered Pricing
 USTS	**Perforated Steel Stacking Panel - 16" H** • Single perforated steel section captured within aluminum frame • All sizes stack above panels of equal widths • 48"-72" sizes may span multiple panels • Only one stacking section may be added to a frame • No power is available on stacking sections • No storage or accessories may be hung from stacking sections • Steel insert paint color is specified separate from trim, side 1 and side 2 are identical • Frame matches trim finish	24 x 16"	USTP2416	☐☐	☐☐☐	13.5#	$ 551
		30 x 16"	USTP3016	☐☐	☐☐☐	15.1#	589
		36 x 16"	USTP3616	☐☐	☐☐☐	17.2#	656
		42 x 16"	USTP4216	☐☐	☐☐☐	19.0#	688
		48 x 16"	USTP4816	☐☐	☐☐☐	20.6#	789
		54 x 16	USTP5416	☐☐	☐☐☐	22.5#	828
		60 x 16"	USTP6016	☐☐	☐☐☐	24.4#	853
		72 x 16"	USTP7216	☐☐	☐☐☐	27.7#	1087
				Ⓑ	Ⓒ		

HOW TO ORDER

Indicate the following information on order form:
1. Quantity of each item.
2. Model number, including options. See "How To Build a Model Number".
3. Any special service required.

Note: • The ☐ indicates that a choice is required.
• The absence of the ☐ indicates that no choice is required.
• Alpha-numeric characters in place of ☐ indicate that no other alternatives are available.

HOW TO BUILD A MODEL NUMBER

Ⓐ Select basic model.

Ⓑ Select trim color.
Refer to the **Product Color Options** page in this price list.

Ⓒ Select insert color.
Refer to the **Product Color Options** page in this price list.

SPECIAL SERVICES

Special Carton Marking

With specially marked information	N/C

Shipping

Ships **knocked down, FOB Manitowoc, WI 54220, freight prepaid.** Freight class 70.

Specifications and prices are subject to change without prior notice.

Stacking Panel
Markerboard on One Side

Stacking Panel
Markerboard on One Side

	MODEL	W x H	MODEL NUMBER Basic Model	Trim Color	Fabric Side 2	Approx. Packaged Weight	Delivered Pricing Fabric Grade 1 & C.O.M.	Delivered Pricing Fabric Grade 2	Delivered Pricing Fabric Grade 3 & Pallas Vertical Fabric Grade PV	Delivered Pricing Pallas Vertical Fabric Grade PV1	Delivered Pricing Pallas Vertical Fabric Grade PV2
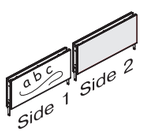 USTF	**Markerboard on One-Side Stacking Panel - 16" H** • Side 1 is marker board; side 2 is fabric • All sizes stack above panels of equal widths • 48"-72" sizes may span multiple panels • Only one stacking section may be added to a frame • No power is available on stacking sections • No storage or accessories may be hung from stacking sections	24 x 16"	USTM12416	□□	□□□□	16.4#	$ 494	$ 517	$ 534	$ 548	$ 584
		30 x 16"	USTM13016	□□	□□□□	18.7#	538	564	584	597	640
		36 x 16"	USTM13616	□□	□□□□	21.5#	572	597	620	635	680
		42 x 16"	USTM14216	□□	□□□□	23.8#	623	651	674	691	735
		48 x 16"	USTM14816	□□	□□□□	26.1#	658	691	714	733	782
		54 x 16	USTM15416	□□	□□□□	28.7#	771	809	855	834	914
		60 x 16"	USTM16016	□□	□□□□	31.2#	866	908	937	961	1025
		72 x 16"	USTM17216	□□	□□□□	38.7#	988	1034	1068	1096	1168
				Ⓑ	Ⓒ						

HOW TO ORDER

Indicate the following information on order form:
1. Quantity of each item.
2. Model number, including options. See "How To Build a Model Number".
3. Any special service required.

Note: • The □ indicates that a choice is required.
- The absence of the □ indicates that no choice is required.
- Alpha-numeric characters in place of □ indicate that no other alternatives are available.

HOW TO BUILD A MODEL NUMBER

Ⓐ Select basic model.

Ⓑ Select trim color.
Refer to the **Product Color Options** page in this price list.

Ⓒ Select fabric side 2.
Refer to **ki.com/fabrics**

SPECIAL SERVICES

Special Carton Marking

With specially marked information	N/C

Shipping

Ships **knocked down, FOB Manitowoc, WI 54220, freight prepaid.** Freight class 70.

Specifications and prices are subject to change without prior notice.

Stacking Panel
Markerboard on Both Sides

Stacking Panel
Markerboard on Both Sides

	MODEL	W x H	MODEL NUMBER Basic Model	MODEL NUMBER Trim Color	Approx. Packaged Weight	Delivered Pricing
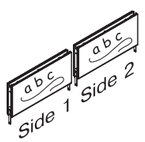 USTS	**Markerboard on Both-Sides Stacking Panel - 16" H** • Steel marker board on both sides • All sizes stack above panels of equal widths • 48"-72" sizes may span multiple panels • Only one stacking section may be added to a frame • No power is available on stacking sections • No storage or accessories may be hung from stacking sections	24 x 16"	USTM22416	☐☐	18.1#	$ 557
		30 x 16"	USTM23016	☐☐	21.1#	615
		36 x 16"	USTM23616	☐☐	24.2#	642
		42 x 16"	USTM24216	☐☐	27.2#	691
		48 x 16"	USTM24816	☐☐	30.2#	755
		54 x 16	USTM25416	☐☐	33.2#	932
		60 x 16"	USTM26016	☐☐	36.2#	1090
		72 x 16"	USTM27216	☐☐	45.4#	1131
			Ⓐ	Ⓑ		

HOW TO ORDER

Indicate the following information on order form:
1. Quantity of each item.
2. Model number, including options. See "How To Build a Model Number".
3. Any special service required.

Note: • The ☐ indicates that a choice is required.
- The absence of the ☐ indicates that no choice is required.
- Alpha-numeric characters in place of ☐ indicate that no other alternatives are available.

HOW TO BUILD A MODEL NUMBER

Ⓐ Select basic model.

Ⓑ Select trim color.
Refer to the **Product Color Options** page in this price list.

SPECIAL SERVICES

Special Carton Marking

With specially marked information	N/C

Shipping

Ships **knocked down, FOB Manitowoc, WI 54220, freight prepaid.** Freight class 70.

Specifications and prices are subject to change without prior notice.

Stacking Panel
Slat Wall on One Side

Stacking Panel
Slat Wall on One Side

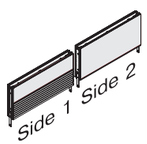

USTF

MODEL	W x H	MODEL NUMBER: Basic Model (A)	Trim Color (B)	Fabric Side 1 (C)	Fabric Side 2 (D)	Tile Color Side 1 (E)	Approx. Packaged Weight	Delivered Pricing Fabric Grade 1 & C.O.M.	Delivered Pricing Fabric Grade 2	Delivered Pricing Fabric Grade 3 & Pallas Vertical Fabric Grade PV	Delivered Pricing Pallas Vertical Fabric Grade PV1	Delivered Pricing Pallas Vertical Fabric Grade PV2
Slat Wall on One-Side Stacking Panel - 16" H • Side 1 features lower 8" section of slat wall and fabric on upper 8"; side 2 is fabric only • All sizes stack above panels of equal widths • 48"-72" sizes may span multiple panels • Only one stacking section may be added to a frame • No power is available on stacking sections • No storage or accessories may be hung from stacking sections	24 x 16"	USTSW12416	□□	□□□□	□□□□	□□□□	15.1#	$ 624	$ 652	$ 680	$ 694	$ 737
	30 x 16"	USTSW13016	□□	□□□□	□□□□	□□□□	17.5#	668	701	724	746	795
	36 x 16"	USTSW13616	□□	□□□□	□□□□	□□□□	19.9#	730	762	789	810	864
	42 x 16"	USTSW14216	□□	□□□□	□□□□	□□□□	22.3#	803	839	870	890	949
	48 x 16"	USTSW14816	□□	□□□□	□□□□	□□□□	24.7#	828	866	897	921	982
	54 x 16	USTSW15416	□□	□□□□	□□□□	□□□□	27.1#	844	881	914	935	998
	60 x 16"	USTSW16016	□□	□□□□	□□□□	□□□□	29.5#	908	947	982	1008	1071
	72 x 16"	USTSW17216	□□	□□□□	□□□□	□□□□	36.9#	1278	1337	1383	1416	1510

Ⓐ Ⓑ Ⓒ Ⓓ Ⓔ

HOW TO ORDER

Indicate the following information on order form:
1. Quantity of each item.
2. Model number, including options. See "How To Build a Model Number".
3. Any special service required.

Note: • The □ indicates that a choice is required.
• The absence of the □ indicates that no choice is required.
• Alpha-numeric characters in place of □ indicate that no other alternatives are available.

HOW TO BUILD A MODEL NUMBER

Ⓐ Select basic model.

Ⓑ Select trim color.
Refer to the **Product Color Options** page in this price list.

Ⓒ Select fabric side 1.
Refer to **ki.com/fabrics**

Ⓓ Select fabric side 2.
Refer to **ki.com/fabrics**

Ⓔ Select tile color side 1.
Refer to the **Product Color Options** page in this price list.

UPHOLSTERY INFORMATION

Fabric Mixing
If fabric is ordered from one group on side 1 and another group on side 2, calculate list price using the following method:

Example:
-Grade 2 Fabric
-Grade 1 Fabric
———————
Upcharge

Upcharge/2 = Cost for one side

Grade 1 Fabric
+Cost for one side
———————
Combined list price

Fabric Disclaimer
Fabric will be applied as swatched by the fabric manufacturer. Fabric that is required to be applied differently than is swatched will need a Product Modification Request written specifying the direction the fabric is to be applied.

SPECIAL SERVICES

Special Carton Marking

With specially marked information	N/C

Shipping
Ships **knocked down, FOB Manitowoc, WI 54220, freight prepaid.** Freight class 70.

Specifications and prices are subject to change without prior notice.

Stacking Panel
Slat Wall on Two Sides

Stacking Panel
Slat Wall on Two Sides

	MODEL	W x H	MODEL NUMBER Basic Model	Trim Color	Fabric Side 1	Fabric Side 2	Tile Color Side 1	Tile Color Side 2	Approx. Packaged Weight	Delivered Pricing Fabric Grade 1 & C.O.M.	Delivered Pricing Fabric Grade 2	Delivered Pricing Fabric Grade 3 & Pallas Vertical Fabric Grade PV	Delivered Pricing Pallas Vertical Fabric Grade PV1	Delivered Pricing Pallas Vertical Fabric Grade PV2
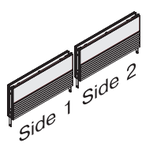 USTF	**Slat Wall on Two-Sides Stacking Panel - 16" H** • Both sides feature lower 8" section of slat wall and fabric on upper 8" • Fabric on sides 1 and 2 is specified separately • All sizes stack above panels of equal widths • 48"-72" sizes may span multiple panels • Only one stacking section may be added to a frame • No power is available on stacking sections • No storage or accessories may be hung from stacking sections	24 x 16"	USTSW22416	□□	□□□□	□□□□	□□□□	□□□□	20.6#	$ 826	$ 864	$ 894	$ 917	$ 978
		30 x 16"	USTSW23016	□□	□□□□	□□□□	□□□□	□□□□	24.0#	884	927	958	983	1049
		36 x 16"	USTSW23616	□□	□□□□	□□□□	□□□□	□□□□	28.0#	961	1008	1042	1068	1141
		42 x 16"	USTSW24216	□□	□□□□	□□□□	□□□□	□□□□	31.3#	1062	1111	1151	1178	1256
		48 x 16"	USTSW24816	□□	□□□□	□□□□	□□□□	□□□□	34.7#	1108	1156	1200	1225	1307
		54 x 16	USTSW25416	□□	□□□□	□□□□	□□□□	□□□□	38.4#	1159	1211	1254	1285	1370
		60 x 16"	USTSW26016	□□	□□□□	□□□□	□□□□	□□□□	42.0#	1189	1243	1288	1320	1408
		72 x 16"	USTSW27216	□□	□□□□	□□□□	□□□□	□□□□	51.5#	1734	1813	1874	1924	2050
			Ⓐ	Ⓑ	Ⓒ	Ⓓ	Ⓔ	Ⓕ						

HOW TO ORDER

Indicate the following information on order form:
1. Quantity of each item.
2. Model number, including options. See "How To Build a Model Number".
3. Any special service required.

Note: • The □ indicates that a choice is required.
• The absence of the □ indicates that no choice is required.
• Alpha-numeric characters in place of □ indicate that no other alternatives are available.

HOW TO BUILD A MODEL NUMBER

Ⓐ Select basic model.

Ⓑ Select trim color.
Refer to the **Product Color Options** page in this price list.

Ⓒ Select fabric side 1.
Refer to **ki.com/fabrics**

Ⓓ Select fabric side 2.
Refer to **ki.com/fabrics**

Ⓔ Select tile color side 1.
Refer to the **Product Color Options** page in this price list.

Ⓕ Select tile color side 2.
Refer to the **Product Color Options** page in this price list.

UPHOLSTERY INFORMATION

Fabric Mixing
If fabric is ordered from one group on side 1 and another group on side 2, calculate list price using the following method:

Example:
-Grade 2 Fabric
-Grade 1 Fabric
———————
Upcharge

Upcharge/2 = Cost for one side

Grade 1 Fabric
+Cost for one side
———————
Combined list price

Fabric Disclaimer
Fabric will be applied as swatched by the fabric manufacturer. Fabric that is required to be applied differently than is swatched will need a Product Modification Request written specifying the direction the fabric is to be applied.

SPECIAL SERVICES

Special Carton Marking

With specially marked information	N/C

Shipping
Ships **knocked down, FOB Manitowoc, WI 54220, freight prepaid.** Freight class 70.

Specifications and prices are subject to change without prior notice.

Preconfigured Intersections
2-Way 90° "L" Corner

Preconfigured Intersections
2-Way 90° "L" Corner

	MODEL	A B B-A	MODEL NUMBER Basic Model	Trim Color	Approx. Packaged Weight	Delivered Pricing
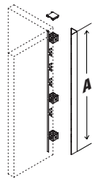	**2-Way 90°, "L" Corner, No Height Change** • Select for 90° corner intersections of two same-height panels • Includes full height corner trim, 90° top cap, connecting blocks, light block and connecting hardware	32"	U2W9032	☐☐	7.3#	$ 154
		40"	U2W9040	☐☐	9.2#	182
		48"	U2W9048	☐☐	10.3#	186
		56"	U2W9056	☐☐	11.3#	195
		64"	U2W9064	☐☐	12.4#	219
		72"	U2W9072	☐☐	14.3#	242
		80"	U2W9080	☐☐	15.4#	257
UTN						
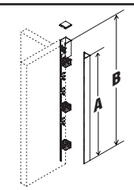	**2-Way 90°, "L" Corner, with Height Change** • Select for 90° corner intersections of one taller and one lower panel • Includes corner and change-of-height trim, top cap, connecting blocks, light blocks and connecting hardware	32" 40" 8"	U2W901W3240	☐☐	9.0#	$ 262
		32" 48" 16"	U2W901W3248	☐☐	10.4#	271
		32" 56" 24"	U2W901W3256	☐☐	11.6#	277
		32" 64" 32"	U2W901W3264	☐☐	12.7#	288
		32" 72" 40"	U2W901W3272	☐☐	14.1#	301
		32" 80" 48"	U2W901W3280	☐☐	15.3#	306
		40" 48" 8"	U2W901W4048	☐☐	10.8#	290
		40" 56" 16"	U2W901W4056	☐☐	12.2#	300
		40" 64" 24"	U2W901W4064	☐☐	13.4#	307
UTN		40" 72" 32"	U2W901W4072	☐☐	14.6#	317
		40" 80" 40"	U2W901W4080	☐☐	16.0#	333
		48" 56" 8"	U2W901W4856	☐☐	11.9#	296
		48" 64" 16"	U2W901W4864	☐☐	13.3#	306
		48" 72" 24"	U2W901W4872	☐☐	14.3#	308
		48" 80" 32"	U2W901W4880	☐☐	15.5#	319
		56" 64" 8"	U2W901W5664	☐☐	13.0#	301
		56" 72" 16"	U2W901W5672	☐☐	14.2#	311
		56" 80" 24"	U2W901W5680	☐☐	15.4#	318
		64" 72" 8"	U2W901W6472	☐☐	14.1#	330
		64" 80" 16"	U2W901W6480	☐☐	15.3#	338
		72" 80" 8"	U2W901W7280	☐☐	15.9#	352
			Ⓐ	Ⓑ		

HOW TO ORDER

Indicate the following information on order form:
1. Quantity of each item.
2. Model number, including options. See "How To Build a Model Number".
3. Any special service required.

Note: • The ☐ indicates that a choice is required.
- The absence of the ☐ indicates that no choice is required.
- Alpha-numeric characters in place of ☐ indicate that no other alternatives are available.

HOW TO BUILD A MODEL NUMBER

Ⓐ Select basic model.

Ⓑ Select trim color.
Refer to the **Product Color Options** page in this price list.

SPECIAL SERVICES

Special Carton Marking

With specially marked information N/C

Shipping

Ships **knocked down, FOB Manitowoc, WI 54220, freight prepaid.** Freight class 70.

Specifications and prices are subject to change without prior notice.

Preconfigured Intersections
2-Way 180°

Preconfigured Intersections
2-Way 180°

	MODEL	A B B-A	MODEL NUMBER Basic Model	Trim Color	Approx. Packaged Weight	Delivered Pricing
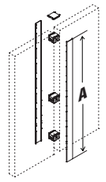	**2-Way 180°, In-Line Spacer Trim, No Height Change** • Select for inline intersections of two same-height panels, with panel-width spacing between • Includes two full height flat trim pieces, 90° top cap, connecting blocks, and connecting hardware	32”	U2W180IL32	□□	8.4#	$ 189
		40”	U2W180IL40	□□	9.4#	196
		48”	U2W180IL48	□□	10.4#	197
		56”	U2W180IL56	□□	11.3#	219
		64”	U2W180IL64	□□	12.3#	242
		72”	U2W180IL72	□□	14.3#	301
		80”	U2W180IL80	□□	15.2#	308
UTN						
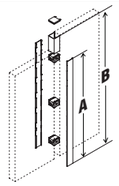	**2-Way 180°, Trim One Side, with Height Change** • Select for inline intersections of one taller and one lower panel, with panel-width spacing between • Includes two flat trim pieces, change-of-height 3-sided trim, top cap, connecting blocks, and connecting hardware	32” 40” 8”	U2W1801W3240	□□	9.0#	$ 290
		32” 48” 16”	U2W1801W3248	□□	10.4#	300
		32” 56” 24”	U2W1801W3256	□□	11.6#	306
		32” 64” 32”	U2W1801W3264	□□	12.7#	317
		32” 72” 40”	U2W1801W3272	□□	14.1#	333
		32” 80” 48”	U2W1801W3280	□□	15.3#	337
		40” 48” 8”	U2W1801W4048	□□	10.9#	331
		40” 56” 16”	U2W1801W4056	□□	12.3#	341
		40” 64” 24”	U2W1801W4064	□□	13.5#	348
UTN		40” 72” 32”	U2W1801W4072	□□	14.7#	358
		40” 80” 40”	U2W1801W4080	□□	16.1#	372
		48” 56” 8”	U2W1801W4856	□□	11.9#	333
		48” 64” 16”	U2W1801W4864	□□	13.3#	343
		48” 72” 24”	U2W1801W4872	□□	14.5#	350
		48” 80” 32”	U2W1801W4880	□□	15.7#	359
		56” 64” 8”	U2W1801W5664	□□	12.9#	348
		56” 72” 16”	U2W1801W5672	□□	14.3#	354
		56” 80” 24”	U2W1801W5680	□□	15.5#	361
		64” 72” 8”	U2W1801W6472	□□	13.9#	372
		64” 80” 16”	U2W1801W6480	□□	15.3#	383
		72” 80” 8”	U2W1801W7280	□□	15.8#	431
			Ⓐ	Ⓑ		

HOW TO ORDER

Indicate the following information on order form:
1. Quantity of each item.
2. Model number, including options. See “How To Build a Model Number”.
3. Any special service required.

Note: • The □ indicates that a choice is required.
- The absence of the □ indicates that no choice is required.
- Alpha-numeric characters in place of □ indicate that no other alternatives are available.

HOW TO BUILD A MODEL NUMBER

Ⓐ Select basic model.

Ⓑ Select trim color.
Refer to the **Product Color Options** page in this price list.

SPECIAL SERVICES

Special Carton Marking

With specially marked information N/C

Shipping

Ships **knocked down, FOB Manitowoc, WI 54220, freight prepaid.** Freight class 70.

Specifications and prices are subject to change without prior notice.

Preconfigured Intersections
3-Way 90°

Preconfigured Intersections
3-Way 90°

	MODEL	A B B-A	MODEL NUMBER Basic Model	Trim Color	Approx. Packaged Weight	Delivered Pricing
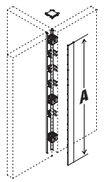	**3-Way 90°, "T" Corner, No Height Change** • Select for 90° intersections of three same-height panels • Includes one full height trim piece, 90° top cap, connecting blocks, light blocks and connecting hardware	32"	U3W9032	☐☐	6.5#	$ 155
		40"	U3W9040	☐☐	8.3#	186
		48"	U3W9048	☐☐	9.2#	193
		56"	U3W9056	☐☐	10.0#	200
		64"	U3W9064	☐☐	11.0#	219
		72"	U3W9072	☐☐	12.9#	259
		80"	U3W9080	☐☐	13.8#	267
UTN						
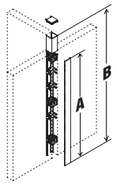	**3-Way 90°, Trim One Side "T" Corner, with Height Change** • Select for 90° three-way intersections of one taller and two lower panels • Includes one flat trim piece, three-sided change-of-height trim, top cap, connecting blocks, light blocks, and connecting hardware	32" 40" 8"	U3W901W3240	☐☐	7.9#	$ 268
		32" 48" 16"	U3W901W3248	☐☐	9.4#	277
		32" 56" 24"	U3W901W3256	☐☐	10.5#	285
		32" 64" 32"	U3W901W3264	☐☐	11.7#	295
		32" 72" 40"	U3W901W3272	☐☐	13.0#	308
		32" 80" 48"	U3W901W3280	☐☐	14.3#	309
		40" 48" 8"	U3W901W4048	☐☐	9.8#	297
		40" 56" 16"	U3W901W4056	☐☐	11.2#	307
		40" 64" 24"	U3W901W4064	☐☐	12.3#	309
UTN		40" 72" 32"	U3W901W4072	☐☐	13.5#	322
		40" 80" 40"	U3W901W4080	☐☐	14.9#	341
		48" 56" 8"	U3W901W4856	☐☐	10.7#	300
		48" 64" 16"	U3W901W4864	☐☐	12.1#	309
		48" 72" 24"	U3W901W4872	☐☐	13.2#	317
		48" 80" 32"	U3W901W4880	☐☐	14.6#	330
		56" 64" 8"	U3W901W5664	☐☐	11.6#	309
		56" 72" 16"	U3W901W5672	☐☐	13.0#	319
		56" 80" 24"	U3W901W5680	☐☐	14.2#	330
		64" 72" 8"	U3W901W6472	☐☐	12.5#	331
		64" 80" 16"	U3W901W6480	☐☐	13.9#	341
		72" 80" 8"	U3W901W7280	☐☐	14.7#	371
			Ⓐ	Ⓑ		

HOW TO ORDER

Indicate the following information on order form:
1. Quantity of each item.
2. Model number, including options. See "How To Build a Model Number".
3. Any special service required.

Note: • The ☐ indicates that a choice is required.
- The absence of the ☐ indicates that no choice is required.
- Alpha-numeric characters in place of ☐ indicate that no other alternatives are available.

HOW TO BUILD A MODEL NUMBER

Ⓐ Select basic model.

Ⓑ Select trim color.
Refer to the **Product Color Options** page in this price list.

SPECIAL SERVICES

Special Carton Marking

With specially marked information	N/C

Shipping

Ships **knocked down, FOB Manitowoc, WI 54220, freight prepaid.** Freight class 70.

Specifications and prices are subject to change without prior notice.

Preconfigured Intersections
3-Way 90°

Preconfigured Intersections
3-Way 90°

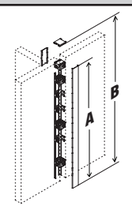

UTN

3-Way 90°, In-Line "T" Corner, with Height Change
- Select for 90° three-way intersections of two taller inline panels and one lower perpendicular panel
- Includes one full height flat trim piece, one change-of-height flat trim piece, 90° top cap, connecting blocks, light blocks, and connecting hardware

MODEL	A B B-A	MODEL NUMBER Basic Model Ⓐ	MODEL NUMBER Trim Color Ⓑ	Approx. Packaged Weight	Delivered Pricing
	32" 40" 8"	U3W90IL3240	□□	8.9#	$ 201
	32" 48" 16"	U3W90IL3248	□□	10.8#	235
	32" 56" 24"	U3W90IL3256	□□	11.8#	242
	32" 64" 32"	U3W90IL3264	□□	12.8#	262
	32" 72" 40"	U3W90IL3272	□□	14.7#	309
	32" 80" 48"	U3W90IL3280	□□	15.7#	318
	40" 48" 8"	U3W90IL4048	□□	10.7#	227
	40" 56" 16"	U3W90IL4056	□□	11.7#	268
	40" 64" 24"	U3W90IL4064	□□	13.6#	279
	40" 72" 32"	U3W90IL4072	□□	14.6#	301
	40" 80" 40"	U3W90IL4080	□□	16.5#	341
	48" 56" 8"	U3W90IL4856	□□	11.6#	235
	48" 64" 16"	U3W90IL4864	□□	13.5#	281
	48" 72" 24"	U3W90IL4872	□□	15.5#	300
	48" 80" 32"	U3W90IL4880	□□	15.5#	308
	56" 64" 8"	U3W90IL5664	□□	12.5#	255
	56" 72" 16"	U3W90IL5672	□□	15.3#	300
	56" 80" 24"	U3W90IL5680	□□	16.4#	307
	64" 72" 8"	U3W90IL6472	□□	13.4#	275
	64" 80" 16"	U3W90IL6480	□□	15.4#	308
	72" 80" 8"	U3W90IL7280	□□	15.2#	300

Ⓐ Ⓑ

HOW TO ORDER

Indicate the following information on order form:
1. Quantity of each item.
2. Model number, including options. See "How To Build a Model Number".
3. Any special service required.

Note: • The □ indicates that a choice is required.
- The absence of the □ indicates that no choice is required.
- Alpha-numeric characters in place of □ indicate that no other alternatives are available.

HOW TO BUILD A MODEL NUMBER

Ⓐ Select basic model.

Ⓑ Select trim color.
Refer to the **Product Color Options** page in this price list.

SPECIAL SERVICES

Special Carton Marking

With specially marked information	N/C

Shipping

Ships **knocked down, FOB Manitowoc, WI 54220, freight prepaid.** Freight class 70.

Specifications and prices are subject to change without prior notice.

Preconfigured Intersections
3-Way 90°

Preconfigured Intersections
3-Way 90°

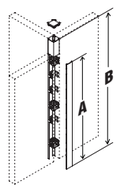

UTN

3-Way 90°, Trim Two Sides "T" Corner, with Height Change

- Select for 90° three-way intersections of one taller and one lower inline panels and one perpendicular taller panel
- Includes one flat trim piece, two-sided change-of-height trim, top cap, connecting blocks, light blocks, and connecting hardware

MODEL	A B B-A	MODEL NUMBER: Basic Model Ⓐ	MODEL NUMBER: Trim Color Ⓑ	Approx. Packaged Weight	Delivered Pricing
	32" 40" 8"	U3W902W3240	☐☐	8.7#	$ 219
	32" 48" 16"	U3W902W3248	☐☐	10.6#	238
	32" 56" 24"	U3W902W3256	☐☐	11.6#	248
	32" 64" 32"	U3W902W3264	☐☐	12.7#	259
	32" 72" 40"	U3W902W3272	☐☐	14.6#	283
	32" 80" 48"	U3W902W3280	☐☐	15.6#	290
	40" 48" 8"	U3W902W4048	☐☐	10.5#	248
	40" 56" 16"	U3W902W4056	☐☐	12.4#	271
	40" 64" 24"	U3W902W4064	☐☐	13.4#	277
	40" 72" 32"	U3W902W4072	☐☐	14.5#	287
	40" 80" 40"	U3W902W4080	☐☐	16.4#	297
	48" 56" 8"	U3W902W4856	☐☐	11.4#	251
	48" 64" 16"	U3W902W4864	☐☐	13.3#	274
	48" 72" 24"	U3W902W4872	☐☐	14.3#	281
	48" 80" 32"	U3W902W4880	☐☐	15.4#	293
	56" 64" 8"	U3W902W5664	☐☐	12.3#	262
	56" 72" 16"	U3W902W5672	☐☐	14.2#	283
	56" 80" 24"	U3W902W5680	☐☐	15.3#	293
	64" 72" 8"	U3W902W6472	☐☐	13.2#	279
	64" 80" 16"	U3W902W6480	☐☐	16.0#	301
	72" 80" 8"	U3W902W7280	☐☐	15.0#	336
		Ⓐ	Ⓑ		

HOW TO ORDER

Indicate the following information on order form:
1. Quantity of each item.
2. Model number, including options. See "How To Build a Model Number".
3. Any special service required.

Note: • The ☐ indicates that a choice is required.
- The absence of the ☐ indicates that no choice is required.
- Alpha-numeric characters in place of ☐ indicate that no other alternatives are available.

HOW TO BUILD A MODEL NUMBER

Ⓐ Select basic model.

Ⓑ Select trim color.
Refer to the **Product Color Options** page in this price list.

SPECIAL SERVICES

Special Carton Marking

With specially marked information N/C

Shipping

Ships **knocked down, FOB Manitowoc, WI 54220, freight prepaid.** Freight class 70.

Specifications and prices are subject to change without prior notice.

Preconfigured Intersections
4-Way 90°

Preconfigured Intersections
4-Way 90°

	MODEL	A B B-A	MODEL NUMBER Basic Model	Trim Color	Approx. Packaged Weight	Delivered Pricing
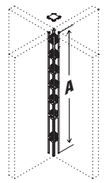	**4-Way 90°, "X", No Height Change** • Select for 90° intersections of four same-height panels • Includes 90° top cap, connecting blocks, light blocks, and connecting hardware	32"	U4W9032	☐☐	6.3#	$ 152
		40"	U4W9040	☐☐	8.1#	178
		48"	U4W9048	☐☐	9.0#	187
		56"	U4W9056	☐☐	9.9#	195
		64"	U4W9064	☐☐	10.7#	201
		72"	U4W9072	☐☐	12.6#	229
		80"	U4W9080	☐☐	13.4#	237
UTN						
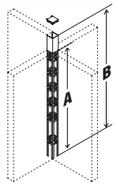	**4-Way 90°, "X" Trim One Side, with Height Change** • Select for 90° four-way intersections of one taller and three lower panels • Includes three-sided change-of-height trim, top cap, connecting blocks, light blocks, and connecting hardware	32" 40" 8"	U4W901W3240	☐☐	7.8#	$ 265
		32" 48" 16"	U4W901W3248	☐☐	9.2#	276
		32" 56" 24"	U4W901W3256	☐☐	10.4#	279
		32" 64" 32"	U4W901W3264	☐☐	11.6#	290
		32" 72" 40"	U4W901W3272	☐☐	12.9#	307
		32" 80" 48"	U4W901W3280	☐☐	14.1#	308
		40" 48" 8"	U4W901W4048	☐☐	8.7#	296
		40" 56" 16"	U4W901W4056	☐☐	10.1#	306
		40" 64" 24"	U4W901W4064	☐☐	11.2#	308
UTN		40" 72" 32"	U4W901W4072	☐☐	13.6#	318
		40" 80" 40"	U4W901W4080	☐☐	13.6#	338
		48" 56" 8"	U4W901W4856	☐☐	10.5#	298
		48" 64" 16"	U4W901W4864	☐☐	11.9#	308
		48" 72" 24"	U4W901W4872	☐☐	13.1#	317
		48" 80" 32"	U4W901W4880	☐☐	14.2#	325
		56" 64" 8"	U4W901W5664	☐☐	11.4#	307
		56" 72" 16"	U4W901W5672	☐☐	12.8#	318
		56" 80" 24"	U4W901W5680	☐☐	13.9#	322
		64" 72" 8"	U4W901W6472	☐☐	12.2#	317
		64" 80" 16"	U4W901W6480	☐☐	14.8#	326
		72" 80" 8"	U4W901W7280	☐☐	14.0#	341
			Ⓐ	Ⓑ		

HOW TO ORDER

Indicate the following information on order form:
1. Quantity of each item.
2. Model number, including options. See "How To Build a Model Number".
3. Any special service required.

Note: • The ☐ indicates that a choice is required.
- The absence of the ☐ indicates that no choice is required.
- Alpha-numeric characters in place of ☐ indicate that no other alternatives are available.

HOW TO BUILD A MODEL NUMBER

Ⓐ Select basic model.

Ⓑ Select trim color.
Refer to the **Product Color Options** page in this price list.

SPECIAL SERVICES

Special Carton Marking

With specially marked information	N/C

Shipping

Ships **knocked down, FOB Manitowoc, WI 54220, freight prepaid.** Freight class 70.

Specifications and prices are subject to change without prior notice.

Preconfigured Intersections
4-Way 90°

Preconfigured Intersections
4-Way 90°

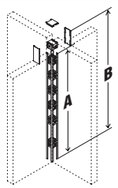

UTN

MODEL	A B B-A	MODEL NUMBER Basic Model	MODEL NUMBER Trim Color	Approx. Packaged Weight	Delivered Pricing
4-Way 90°, "X" In-Line Intersection, with Height Change • Select for 90° four-way intersections of two taller inline panels and two lower perpendicular panels • Includes two change-of-height flat trim pieces, 90° top cap, connecting blocks, light blocks and connecting hardware	32" 40" 8"	U4W90IL3240	□□	8.7#	$ 231
	32" 48" 16"	U4W90IL3248	□□	10.7#	272
	32" 56" 24"	U4W90IL3256	□□	11.6#	282
	32" 64" 32"	U4W90IL3264	□□	12.6#	304
	32" 72" 40"	U4W90IL3272	□□	14.6#	348
	32" 80" 48"	U4W90IL3280	□□	15.5#	384
	40" 48" 8"	U4W90IL4048	□□	10.6#	259
	40" 56" 16"	U4W90IL4056	□□	12.5#	300
	40" 64" 24"	U4W90IL4064	□□	13.5#	316
	40" 72" 32"	U4W90IL4072	□□	14.5#	337
	40" 80" 40"	U4W90IL4080	□□	16.4#	359
	48" 56" 8"	U4W90IL4856	□□	11.4#	267
	48" 64" 16"	U4W90IL4864	□□	13.4#	308
	48" 72" 24"	U4W90IL4872	□□	14.3#	319
	48" 80" 32"	U4W90IL4880	□□	16.3#	342
	56" 64" 8"	U4W90IL5664	□□	12.3#	272
	56" 72" 16"	U4W90IL5672	□□	15.2#	312
	56" 80" 24"	U4W90IL5680	□□	15.2#	331
	64" 72" 8"	U4W90IL6472	□□	13.1#	283
	64" 80" 16"	U4W90IL6480	□□	15.1#	325
	72" 80" 8"	U4W90IL7280	□□	15.0#	308
		Ⓐ	Ⓑ		

HOW TO ORDER

Indicate the following information on order form:
1. Quantity of each item.
2. Model number, including options. See "How To Build a Model Number".
3. Any special service required.

Note: • The □ indicates that a choice is required.
- The absence of the □ indicates that no choice is required.
- Alpha-numeric characters in place of □ indicate that no other alternatives are available.

HOW TO BUILD A MODEL NUMBER

Ⓐ Select basic model.

Ⓑ Select trim color.
Refer to the **Product Color Options** page in this price list.

SPECIAL SERVICES

Special Carton Marking

With specially marked information	N/C

Shipping

Ships **knocked down, FOB Manitowoc, WI 54220, freight prepaid.** Freight class 70.

Specifications and prices are subject to change without prior notice.

Preconfigured Intersections
4-Way 90°

Preconfigured Intersections
4-Way 90°

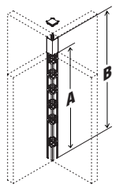

UTN

4-Way 90°, "X" Trim Two Sides, with Height Change
- Select for 90° three-way intersections of two perpendicular taller panels and two perpendicular lower panels
- Includes two-sided change-of-height trim, top cap, connecting blocks, light blocks, and connecting hardware

MODEL	A B B-A	MODEL NUMBER: Basic Model	MODEL NUMBER: Trim Color	Approx. Packaged Weight	Delivered Pricing
	32" 40" 8"	U4W902W3240	☐☐	8.2#	$ 218
	32" 48" 16"	U4W902W3248	☐☐	10.0#	237
	32" 56" 24"	U4W902W3256	☐☐	11.2#	240
	32" 64" 32"	U4W902W3264	☐☐	12.2#	253
	32" 72" 40"	U4W902W3272	☐☐	14.0#	282
	32" 80" 48"	U4W902W3280	☐☐	15.2#	288
	40" 48" 8"	U4W902W4048	☐☐	10.1#	240
	40" 56" 16"	U4W902W4056	☐☐	11.9#	270
	40" 64" 24"	U4W902W4064	☐☐	13.0#	272
	40" 72" 32"	U4W902W4072	☐☐	14.1#	282
	40" 80" 40"	U4W902W4080	☐☐	15.9#	309
	48" 56" 8"	U4W902W4856	☐☐	10.9#	250
	48" 64" 16"	U4W902W4864	☐☐	12.8#	274
	48" 72" 24"	U4W902W4872	☐☐	13.9#	279
	48" 80" 32"	U4W902W4880	☐☐	14.9#	290
	56" 64" 8"	U4W902W5664	☐☐	11.8#	259
	56" 72" 16"	U4W902W5672	☐☐	13.6#	282
	56" 80" 24"	U4W902W5680	☐☐	14.7#	288
	64" 72" 8"	U4W902W6472	☐☐	13.4#	268
	64" 80" 24"	U4W902W6480	☐☐	14.5#	290
	72" 80" 8"	U4W902W7280	☐☐	14.5#	297
		Ⓐ	Ⓑ		

HOW TO ORDER

Indicate the following information on order form:
1. Quantity of each item.
2. Model number, including options. See "How To Build a Model Number".
3. Any special service required.

Note: • The ☐ indicates that a choice is required.
- The absence of the ☐ indicates that no choice is required.
- Alpha-numeric characters in place of ☐ indicate that no other alternatives are available.

HOW TO BUILD A MODEL NUMBER

Ⓐ Select basic model.

Ⓑ Select trim color.
Refer to the **Product Color Options** page in this price list.

SPECIAL SERVICES

Special Carton Marking

With specially marked information	N/C

Shipping

Ships **knocked down, FOB Manitowoc, WI 54220, freight prepaid.** Freight class 70.

Specifications and prices are subject to change without prior notice.

Preconfigured Intersections
4-Way 90°

Preconfigured Intersections
4-Way 90°

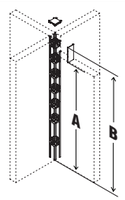

UTN

4-Way 90°, "X" Trim Three Sides, with Height Change
- Select for 90° X four-way intersections of three taller panels and one lower panel
- Includes one change-of-height flat trim piece, top cap, connecting blocks, light blocks, and connecting hardware

MODEL	A B B-A	MODEL NUMBER Basic Model Ⓐ	Trim Color Ⓑ	Approx. Packaged Weight	Delivered Pricing
	32" 40" 8"	U4W903W3240	☐☐	8.0#	$ 205
	32" 48" 16"	U4W903W3248	☐☐	9.9#	253
	32" 56" 24"	U4W903W3256	☐☐	10.9#	261
	32" 64" 32"	U4W903W3264	☐☐	11.8#	270
	32" 72" 40"	U4W903W3272	☐☐	13.6#	277
	32" 80" 48"	U4W903W3280	☐☐	14.5#	281
	40" 48" 8"	U4W903W4048	☐☐	10.0#	234
	40" 56" 16"	U4W903W4056	☐☐	11.8#	257
	40" 64" 24"	U4W903W4064	☐☐	12.7#	268
	40" 72" 32"	U4W903W4072	☐☐	13.6#	277
	40" 80" 40"	U4W903W4080	☐☐	15.4#	307
	48" 56" 8"	U4W903W4856	☐☐	10.8#	238
	48" 64" 16"	U4W903W4864	☐☐	12.6#	270
	48" 72" 24"	U4W903W4872	☐☐	13.6#	272
	48" 80" 32"	U4W903W4880	☐☐	14.5#	282
	56" 64" 8"	U4W903W5664	☐☐	11.7#	250
	56" 72" 16"	U4W903W5672	☐☐	14.5#	277
	56" 80" 24"	U4W903W5680	☐☐	14.4#	285
	64" 72" 8"	U4W903W6472	☐☐	12.6#	259
	64" 80" 16"	U4W903W6480	☐☐	14.4#	282
	72" 80" 8"	U4W903W7280	☐☐	14.4#	283

HOW TO ORDER

Indicate the following information on order form:
1. Quantity of each item.
2. Model number, including options. See "How To Build a Model Number".
3. Any special service required.

Note: • The ☐ indicates that a choice is required.
- The absence of the ☐ indicates that no choice is required.
- Alpha-numeric characters in place of ☐ indicate that no other alternatives are available.

HOW TO BUILD A MODEL NUMBER

Ⓐ Select basic model.

Ⓑ Select trim color.
Refer to the **Product Color Options** page in this price list.

SPECIAL SERVICES

Special Carton Marking

With specially marked information	N/C

Shipping

Ships **knocked down, FOB Manitowoc, WI 54220, freight prepaid.** Freight class 70.

Specifications and prices are subject to change without prior notice.

Preconfigured Intersections
2-Way 120°

Preconfigured Intersections
2-Way 120°

	MODEL	A B B-A	MODEL NUMBER Basic Model	MODEL NUMBER Trim Color	Approx. Packaged Weight	Delivered Pricing
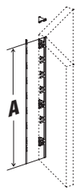	**2-Way 120°, "V" Corner, No Height Change** • Select for 120° angled intersections of two same-height panels • Includes 2-sided angle trim, 120° top cap, connecting blocks, light block and connecting hardware	32"	U2W12032	□□	4.7#	$ 403
		40"	U2W12040	□□	5.9#	501
		48"	U2W12048	□□	6.6#	505
		56"	U2W12056	□□	7.4#	518
		64"	U2W12064	□□	8.0#	537
		72"	U2W12072	□□	9.3#	630
		80"	U2W12080	□□	10.0#	642
UTN						
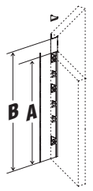	**2-Way 120°, "V" Corner, with Height Change** • Select for 120° angled intersections of one taller and one lower panel • Includes corner and change-of-height trim, 120° top cap, connecting blocks, light block, and connecting hardware	32" 40" 8"	U2W1201W3240	□□	4.5#	$ 424
		32" 48" 16"	U2W1201W3248	□□	4.5#	430
		32" 56" 24"	U2W1201W3256	□□	4.5#	431
		32" 64" 32"	U2W1201W3264	□□	4.5#	444
		32" 72" 40"	U2W1201W3272	□□	4.5#	454
		32" 80" 48"	U2W1201W3280	□□	4.5#	455
		40" 48" 8"	U2W1201W4048	□□	5.7#	525
		40" 56" 16"	U2W1201W4056	□□	5.7#	531
		40" 64" 24"	U2W1201W4064	□□	5.7#	536
		40" 72" 32"	U2W1201W4072	□□	5.7#	545
UTN		40" 80" 40"	U2W1201W4080	□□	6.1#	649
		48" 56" 8"	U2W1201W4856	□□	6.4#	528
		48" 64" 16"	U2W1201W4864	□□	6.4#	536
		48" 72" 24"	U2W1201W4872	□□	6.4#	537
		48" 80" 32"	U2W1201W4880	□□	6.4#	547
		56" 64" 8"	U2W1201W5664	□□	7.1#	545
		56" 72" 16"	U2W1201W5672	□□	7.1#	549
		56" 80" 24"	U2W1201W5680	□□	7.1#	556
		64" 72" 8"	U2W1201W6472	□□	7.9#	563
		64" 80" 16"	U2W1201W6480	□□	7.9#	569
		72" 80" 8"	U2W1201W7280	□□	9.0#	653
			Ⓐ	Ⓑ		

HOW TO ORDER

Indicate the following information on order form:
1. Quantity of each item.
2. Model number, including options. See "How To Build a Model Number".
3. Any special service required.

Note: • The □ indicates that a choice is required.
- The absence of the □ indicates that no choice is required.
- Alpha-numeric characters in place of □ indicate that no other alternatives are available.

HOW TO BUILD A MODEL NUMBER

Ⓐ Select basic model.

Ⓑ Select trim color.
Refer to the **Product Color Options** page in this price list.

SPECIAL SERVICES

Special Carton Marking

With specially marked information N/C

Shipping

Ships **knocked down, FOB Manitowoc, WI 54220, freight prepaid.** Freight class 70.

Specifications and prices are subject to change without prior notice.

Preconfigured Intersections
3-Way 120°

Preconfigured Intersections
3-Way 120°

	MODEL	A B B-A	MODEL NUMBER Basic Model	Trim Color	Approx. Packaged Weight	Delivered Pricing
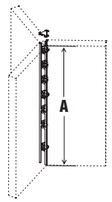	**3-Way 120° Corner, No Height Change** • Select for 120° intersections of three same-height panels • Includes 120° top cap, connecting blocks, light blocks and connecting hardware	32”	U3W12032	□□	4.6#	$ 388
		40”	U3W12040	□□	5.8#	493
		48”	U3W12048	□□	6.4#	495
		56”	U3W12056	□□	7.0#	497
		64”	U3W12064	□□	7.7#	505
		72”	U3W12072	□□	8.9#	602
		80”	U3W12080	□□	9.5#	611
UTN						
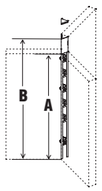	**3-Way 120° Corner, Trim One Side, with Height Change** • Select for 120° three-way intersections of one taller and two lower panels • Includes one flat trim piece, angled change-of-height trim, top cap, connecting blocks, light blocks, and connecting hardware	32” 40” 8”	U3W1201W3240	□□	4.4#	$ 407
		32” 48” 16”	U3W1201W3248	□□	4.4#	416
		32” 56” 24”	U3W1201W3256	□□	4.4#	420
		32” 64” 32”	U3W1201W3264	□□	4.4#	425
		32” 72” 40”	U3W1201W3272	□□	4.4#	432
		32” 80” 48”	U3W1201W3280	□□	4.4#	439
		40” 48” 8”	U3W1201W4048	□□	5.6#	506
		40” 56” 16”	U3W1201W4056	□□	5.6#	515
		40” 64” 24”	U3W1201W4064	□□	5.6#	517
		40” 72” 32”	U3W1201W4072	□□	5.6#	525
UTN		40” 80” 40”	U3W1201W4080	□□	5.6#	622
		48” 56” 8”	U3W1201W4856	□□	6.2#	509
		48” 64” 16”	U3W1201W4864	□□	6.2#	518
		48” 72” 24”	U3W1201W4872	□□	6.2#	524
		48” 80” 32”	U3W1201W4880	□□	6.2#	530
		56” 64” 8”	U3W1201W5664	□□	6.9#	517
		56” 72” 16”	U3W1201W5672	□□	6.9#	524
		56” 80” 24”	U3W1201W5680	□□	6.9#	527
		64” 72” 8”	U3W1201W6472	□□	7.5#	525
		64” 80” 16”	U3W1201W6480	□□	7.5#	529
		72” 80” 8”	U3W1201W7280	□□	8.7#	537
			Ⓐ	Ⓑ		

HOW TO ORDER

Indicate the following information on order form:
1. Quantity of each item.
2. Model number, including options. See “How To Build a Model Number”.
3. Any special service required.

Note: • The □ indicates that a choice is required.
- The absence of the □ indicates that no choice is required.
- Alpha-numeric characters in place of □ indicate that no other alternatives are available.

HOW TO BUILD A MODEL NUMBER

Ⓐ Select basic model.

Ⓑ Select trim color.
Refer to the **Product Color Options** page in this price list.

SPECIAL SERVICES

Special Carton Marking

With specially marked information	N/C

Shipping

Ships **knocked down, FOB Manitowoc, WI 54220, freight prepaid.** Freight class 70.

Specifications and prices are subject to change without prior notice.

Preconfigured Intersections
3-Way 120°

Preconfigured Intersections
3-Way 120°

	MODEL	A B B-A	MODEL NUMBER Basic Model	MODEL NUMBER Trim Color	Approx. Packaged Weight	Delivered Pricing
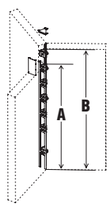	**3-Way 120° Corner, Trim Two Sides, with Height Change** • Select for 120° three-way intersections of two taller panels and one lower panel • Includes one flat trim piece, top cap, connecting blocks, light blocks, and connecting hardware	32" 40" 8"	U3W1202W3240	☐☐	5.5#	$ 518
		32" 48" 16"	U3W1202W3248	☐☐	6.6#	614
		32" 56" 24"	U3W1202W3256	☐☐	7.3#	623
		32" 64" 32"	U3W1202W3264	☐☐	8.0#	630
		32" 72" 40"	U3W1202W3272	☐☐	9.1#	727
		32" 80" 48"	U3W1202W3280	☐☐	9.9#	734
		40" 48" 8"	U3W1202W4048	☐☐	6.7#	618
		40" 56" 16"	U3W1202W4056	☐☐	7.8#	714
		40" 64" 24"	U3W1202W4064	☐☐	8.5#	723
		40" 72" 32"	U3W1202W4072	☐☐	9.2#	732
UTN		40" 80" 40"	U3W1202W4080	☐☐	10.3#	828
		48" 56" 8"	U3W1202W4856	☐☐	7.3#	712
		48" 64" 16"	U3W1202W4864	☐☐	8.4#	721
		48" 72" 24"	U3W1202W4872	☐☐	9.1#	730
		48" 80" 32"	U3W1202W4880	☐☐	9.8#	734
		56" 64" 8"	U3W1202W5664	☐☐	8.0#	640
		56" 72" 16"	U3W1202W5672	☐☐	9.1#	724
		56" 80" 24"	U3W1202W5680	☐☐	9.8#	733
		64" 72" 8"	U3W1202W6472	☐☐	8.6#	634
		64" 80" 16"	U3W1202W6480	☐☐	9.7#	733
		72" 80" 8"	U3W1202W7280	☐☐	10.2#	821
			Ⓐ	Ⓑ		

HOW TO ORDER

Indicate the following information on order form:
1. Quantity of each item.
2. Model number, including options. See "How To Build a Model Number".
3. Any special service required.

Note: • The ☐ indicates that a choice is required.
- The absence of the ☐ indicates that no choice is required.
- Alpha-numeric characters in place of ☐ indicate that no other alternatives are available.

HOW TO BUILD A MODEL NUMBER

Ⓐ Select basic model.

Ⓑ Select trim color.
Refer to the **Product Color Options** page in this price list.

SPECIAL SERVICES

Special Carton Marking

With specially marked information	N/C

Shipping

Ships **knocked down, FOB Manitowoc, WI 54220, freight prepaid.** Freight class 70.

Specifications and prices are subject to change without prior notice.

End-of-Run Trim

End-of-Run Trim

	MODEL	H	MODEL NUMBER: Basic Model	MODEL NUMBER: Trim Color	Approx. Packaged Weight	Delivered Pricing
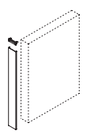	**End-of-Run Trim for Full Panel Height Conditions** • Select by height for single panel • For seamless end trim when stacking sections are used, specify by combined height of panel and stacker • Includes trim endcap and hardware	32”	UEOR32	□□	3.6#	$ 66
		40”	UEOR40	□□	4.2#	73
		48”	UEOR48	□□	4.7#	75
		56”	UEOR56	□□	5.5#	79
		64”	UEOR64	□□	6.0#	94
		72”	UEOR72	□□	7.0#	117
		80”	UEOR80	□□	7.4#	120
UTN						
	End-of-Run Trim for Change of Height Conditions • Height listed is the ‘height differential’ • Specify the distance between the upper panel height and the lower panel height • Includes trim endcap and hardware	8”	UEORV08	□□	1.8#	$ 45
UTN		16”	UEORV16	□□	2.5#	52
UST		24”	UEORV24	□□	3.0#	53
		32”	UEORV32	□□	3.5#	61
		40”	UEORV40	□□	4.2#	67
		48”	UEORV48	□□	4.7#	68
			Ⓐ	Ⓑ		

HOW TO ORDER

Indicate the following information on order form:
1. Quantity of each item.
2. Model number, including options. See “How To Build a Model Number”.
3. Any special service required.

Note: • The □ indicates that a choice is required.
- The absence of the □ indicates that no choice is required.
- Alpha-numeric characters in place of □ indicate that no other alternatives are available.

HOW TO BUILD A MODEL NUMBER

Ⓐ Select basic model.

Ⓑ Select trim color.
Refer to the **Product Color Options** page in this price list.
Metallic finish not available.

SPECIAL SERVICES

Special Carton Marking

With specially marked information	N/C

Shipping

Ships **knocked down, FOB Manitowoc, WI 54220, freight prepaid.** Freight class 70.

Specifications and prices are subject to change without prior notice.

Preconfigured Intersections
Adjustable Wall Mount Start

Preconfigured Intersections
Adjustable Wall Mount Start

	MODEL	MODEL NUMBER Basic Model	Trim Color	Approx. Packaged Weight	Delivered Pricing
 UNS	**Adjustable Wall Mount Start** • Attaches panel to a wall at the start of a run • Includes mounting plate • Steel construction with painted finish • Adjustable for up to 3/4" of wall deflection • Appropriate wall anchor to drywall must be provided by contractor	UNWM16		6.0#	$ 152
		UNWM32		11.0#	183
		UNWM40		14.0#	191
		UNWM48		17.0#	200
		UNWM56		20.0#	211
		UNWM64		22.0#	234
		UNWM72		25.0#	300
		UNWM80		28.0#	345
		Ⓐ	Ⓑ		

HOW TO ORDER

Indicate the following information on order form:
1. Quantity of each item.
2. Model number, including options. See "How To Build a Model Number".
3. Any special service required.

Note: • The ☐ indicates that a choice is required.
- The absence of the ☐ indicates that no choice is required.
- Alpha-numeric characters in place of ☐ indicate that no other alternatives are available.

HOW TO BUILD A MODEL NUMBER

Ⓐ Select basic model.

Ⓑ Select trim color.
Refer to the **Product Color Options** page in this price list.

SPECIAL SERVICES

Special Carton Marking

With specially marked information	N/C

Shipping

Ships **knocked down, FOB Manitowoc, WI 54220, freight prepaid.** Freight class 70.

Specifications and prices are subject to change without prior notice.

Preconfigured Intersections

Perpendicular Start for Genius® Wall

Preconfigured Intersections
Perpendicular Start for Genius® Wall

	MODEL	H	MODEL NUMBER Basic Model	Approx. Packaged Weight	Delivered Pricing
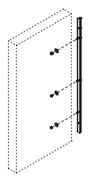 UNS	**Perpendicular Start - 32" H** • Attaches Unite® perpendicularly between two Genius® Wall sections • Includes aluminum mounting track • Hardware for attachment is included • Specify UNGPS32 for all heights of segmented panels with glass, steel or perforated steel (with Aluminum frame) upper segments • Specify all other panel models by finished height (without Aluminum frame) • Stacking sections are allowed and do not require wall attachment	32"	UNGPS32	1.4#	$ 90
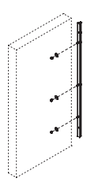 UNS	**Perpendicular Start - 40",48",56", 64" H** • Attaches Unite® perpendicularly between two Genius® Wall sections • Includes aluminum mounting track • Hardware for attachment is included • Specify by finished monolithic or segmented panel height for all fabric, markerboard or slat wall (unframed) upper segments • Stacking sections are allowed and do not require wall attachment	40"	UNGPS40	1.6#	$ 96
		48"	UNGPS48	1.7#	108
		56"	UNGPS56	1.9#	108
		64"	UNGPS64	2.1#	108

Ⓐ

HOW TO ORDER

Indicate the following information on order form:
1. Quantity of each item.
2. Model number, including options. See "How To Build a Model Number".
3. Any special service required.

Note: • The ☐ indicates that a choice is required.
- The absence of the ☐ indicates that no choice is required.
- Alpha-numeric characters in place of ☐ indicate that no other alternatives are available.

HOW TO BUILD A MODEL NUMBER

Ⓐ Select basic model.

SPECIAL SERVICES

Special Carton Marking

With specially marked information N/C

Shipping

Ships **knocked down, FOB Manitowoc, WI 54220, freight prepaid.** Freight class 70.

Specifications and prices are subject to change without prior notice.

Preconfigured Intersections
Universal Start for Genius® Wall

Preconfigured Intersections
Universal Start for Genius® Wall

	MODEL	MODEL NUMBER Basic Model	Approx. Packaged Weight	Delivered Pricing
 HRDPT	**Universal Start** • Attaches Unite® at a corner, inline, or 3-Way condition of a Genius® Wall section • Includes all hardware necessary for attachment • Universal Start is drilled directly into, and permanently alters, Genius® trim • Wall start does not impact or require any additional Genius® specification • Retrofittable to most standard Genius® trim sections • For use with unloaded panels only	UNGUS	1.0#	$ 25

Ⓐ

HOW TO ORDER

Indicate the following information on order form:
1. Quantity of each item.
2. Model number, including options. See “How To Build a Model Number”.
3. Any special service required.

Note: • The ☐ indicates that a choice is required.
- The absence of the ☐ indicates that no choice is required.
- Alpha-numeric characters in place of ☐ indicate that no other alternatives are available.

HOW TO BUILD A MODEL NUMBER

Ⓐ Select basic model.

SPECIAL SERVICES

Special Carton Marking

With specially marked information	N/C

Shipping

Ships **knocked down, FOB Manitowoc, WI 54220, freight prepaid.** Freight class 70.

Specifications and prices are subject to change without prior notice.

Preconfigured Intersections
Wall Track

Preconfigured Intersections
Wall Track

	MODEL	W x H x D	MODEL NUMBER Basic Model	MODEL NUMBER Trim Color	Approx. Packaged Weight	Delivered Pricing
	**Wall Track** • Double slotted track accommodates wall mounting of overhead components and worksurfaces • Steel construction with painted finish • Appropriate wall anchor to drywall must be provided by contractor	1-1/4 x 30 x 1"	UNWT30	□□	3.0#	$ 39
		1-1/4 x 64 x 1"	UNWT64	□□	5.0#	53
HRDPT			Ⓐ	Ⓑ		

HOW TO ORDER

Indicate the following information on order form:
1. Quantity of each item.
2. Model number, including options. See “How To Build a Model Number”.
3. Any special service required.

Note: • The □ indicates that a choice is required.
- The absence of the □ indicates that no choice is required.
- Alpha-numeric characters in place of □ indicate that no other alternatives are available.

HOW TO BUILD A MODEL NUMBER

Ⓐ Select basic model.

Ⓑ Select trim color.
Refer to the **Product Color Options** page in this price list.

SPECIAL SERVICES

Special Carton Marking

With specially marked information	N/C

Shipping

Ships **knocked down, FOB Manitowoc, WI 54220, freight prepaid.** Freight class 70.

Specifications and prices are subject to change without prior notice.

Preconfigured Stackable Intersections

90° 1-Way, 2-Way, 3-Way and 4-Way

Preconfigured Stackable Intersections

90° 1-Way, 2-Way, 3-Way and 4-Way

	MODEL	H	MODEL NUMBER Basic Model	Top Cap Style	Trim Color	Approx. Packaged Weight	Delivered Pricing
 UST	**90° 1-Way End** • Includes top cap and connecting hardware and light block • Only used in 90° intersections when stacking one panel	16	U1W90S16	F	□□	4.6#	$ 156
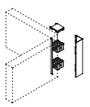 UST	**90° 2-Way Corner** • Includes top cap and connecting hardware and light block	16	U2W90S16	F	□□	5.0#	$ 133
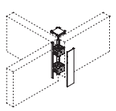 UST	**90° 3-Way Intersection** • Includes top cap and connecting hardware and light blocks	16	U3W90S16	F	□□	4.8#	$ 135
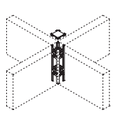 UST	**90° 4-Way Intersection** • Includes top cap and connecting hardware and light blocks	16	U4W90S16	F	□□	4.9#	$ 131
			Ⓐ	Ⓑ	Ⓒ		

HOW TO ORDER

Indicate the following information on order form:
1. Quantity of each item.
2. Model number, including options. See "How To Build a Model Number".
3. Any special service required.

Note: • The □ indicates that a choice is required.
- The absence of the □ indicates that no choice is required.
- Alpha-numeric characters in place of □ indicate that no other alternatives are available.

HOW TO BUILD A MODEL NUMBER

Ⓐ Select basic model.

Ⓑ Select top cap style.

F	- Flat trim (std)

Ⓒ Select trim color.
Refer to the **Product Color Options** page in this price list.

SPECIAL SERVICES

Special Carton Marking

With specially marked information	N/C

Shipping

Ships **knocked down, FOB Manitowoc, WI 54220, freight prepaid.** Freight class 70.

Specifications and prices are subject to change without prior notice.

Preconfigured Stackable Intersections

2-Way 180° In-Line Spacer

Preconfigured Stackable Intersections

2-Way 180° In-Line Spacer

	MODEL	H	MODEL NUMBER Basic Model	Top Cap Style	Trim Color	Approx. Packaged Weight	Delivered Pricing
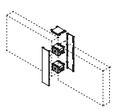	**180° 2-Way In-Line Spacer** • Includes two flat trim pieces, top cap and connecting hardware and light block	16	U2W180S16	☐	☐☐	5.5#	$ 139
			Ⓐ	Ⓑ	Ⓒ		

UST

HOW TO ORDER

Indicate the following information on order form:
1. Quantity of each item.
2. Model number, including options. See “How To Build a Model Number”.
3. Any special service required.

Note: • The ☐ indicates that a choice is required.
- The absence of the ☐ indicates that no choice is required.
- Alpha-numeric characters in place of ☐ indicate that no other alternatives are available.

HOW TO BUILD A MODEL NUMBER

Ⓐ Select basic model.

Ⓑ Select top cap style.

F	- Flat trim (std)

Ⓒ Select trim color.
Refer to the **Product Color Options** page in this price list.

SPECIAL SERVICES

Special Carton Marking

With specially marked information	N/C

Shipping

Ships **knocked down, FOB Manitowoc, WI 54220, freight prepaid.** Freight class 70.

Specifications and prices are subject to change without prior notice.

Preconfigured Stackable Intersections

120° 1-Way, 2-Way, 3-Way and 4-Way

Preconfigured Stackable Intersections

120° 1-Way, 2-Way, 3-Way and 4-Way

	MODEL	H	MODEL NUMBER Basic Model	Top Cap Style	Trim Color	Approx. Packaged Weight	Delivered Pricing
 UST	**120° 1-Way End** • Includes top cap and connecting hardware • Only used in 120° intersections when stacking one panel	16	U1W120S16	☐	☐☐	3.3#	$ 172
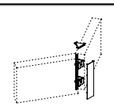 UST	**120° 2-Way Corner** • Includes top cap and connecting hardware and light block	16	U2W120S16	☐	☐☐	3.4#	$ 383
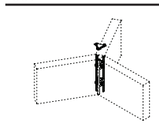 UST	**120° 3-Way Intersection** • Includes top cap and connecting hardware and light blocks	16	U3W120S16	☐	☐☐	3.5#	$ 372
			Ⓐ	Ⓑ	Ⓒ		

HOW TO ORDER

Indicate the following information on order form:
1. Quantity of each item.
2. Model number, including options. See “How To Build a Model Number”.
3. Any special service required.

Note: • The ☐ indicates that a choice is required.
- The absence of the ☐ indicates that no choice is required.
- Alpha-numeric characters in place of ☐ indicate that no other alternatives are available.

HOW TO BUILD A MODEL NUMBER

Ⓐ Select basic model.

Ⓑ Select top cap style.

F	- Flat trim (std)

Ⓒ Select trim color.
Refer to the **Product Color Options** page in this price list.

SPECIAL SERVICES

Special Carton Marking

With specially marked information N/C

Shipping

Ships **knocked down, FOB Manitowoc, WI 54220, freight prepaid.** Freight class 70.

Specifications and prices are subject to change without prior notice.

Stacking End-of-Run Trim

Stacking End-of-Run Trim

	MODEL	H	MODEL NUMBER Basic Model (A)	MODEL NUMBER Trim Color (B)	Approx. Packaged Weight	Delivered Pricing
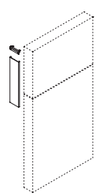 UST	**End-of-Run Trim - Stacking Section** • Additive vertical trim portion for placement directly above a lower section of end of run trim • Includes end cap	16"	UEORS16	□□	2.5#	$ 52

HOW TO ORDER

Indicate the following information on order form:
1. Quantity of each item.
2. Model number, including options. See “How To Build a Model Number”.
3. Any special service required.

Note: • The □ indicates that a choice is required.
- The absence of the □ indicates that no choice is required.
- Alpha-numeric characters in place of □ indicate that no other alternatives are available.

HOW TO BUILD A MODEL NUMBER

A Select basic model.

B Select trim color.
Refer to the **Product Color Options** page in this price list.
Metallic finish not available.

SPECIAL SERVICES

Special Carton Marking

With specially marked information	N/C

Shipping

Ships **knocked down, FOB Manitowoc, WI 54220, freight prepaid.** Freight class 70.

Specifications and prices are subject to change without prior notice.

High-Pressure Laminate Gallery Panels
End of Run Dual-Sided

High-Pressure Laminate Gallery Panels
End of Run Dual-Sided

	MODEL	Exposed Width/Side	W x H	MODEL NUMBER Basic Model	Trim Color	Surface Finish	Edge Color	Approx. Packaged Weight	Delivered Pricing
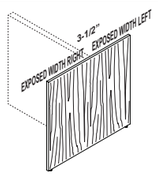	**Dual-Sided Single-Piece**	24-1/4	52x32"	UGHEDV4832	□□□	□□□	□□□	55.7#	$ 661
	• For installation at end of run "T" conditions only	24-1/4	52x40"	UGHEDV4840	□□□	□□□	□□□	69.3#	827
	• Balanced two-piece high-pressure laminate and particleboard construction with continuous polypropylene edge band	24-1/4	52x48"	UGHEDV4848	□□□	□□□	□□□	83.0#	950
	• Overall width spans nominal exposed panel widths from both sides, and panel thickness	24-1/4	52x56"	UGHEDV4856	□□□	□□□	□□□	96.6#	977
	• Includes adjustable glides and all attachment hardware	24-1/4	52x64"	UGHEDV4864	□□□	□□□	□□□	110.2#	1106
	• Vertical grain direction								
UGPH				Ⓐ	Ⓑ	Ⓒ	Ⓓ		

HOW TO ORDER

Indicate the following information on order form:
1. Quantity of each item.
2. Model number, including options. See "How To Build a Model Number".
3. Any special service required.

Note: • The □ indicates that a choice is required.
- The absence of the □ indicates that no choice is required.
- Alpha-numeric characters in place of □ indicate that no other alternatives are available.

HOW TO BUILD A MODEL NUMBER

Ⓐ Select basic model.

Ⓑ Select trim color.
Refer to the **Product Color Options** page in this price list.

Ⓒ Select surface finish.
Refer to the **Product Color Options** page in this price list.
Surface finish offerings are based on edge style selections.

Ⓓ Select edge color.
Refer to the **Product Color Options** page in this price list.

SPECIAL SERVICES

Special Carton Marking

With specially marked information	N/C

Shipping

Ships **knocked down, FOB Manitowoc, WI 54220, freight prepaid.** Freight class 70.

Specifications and prices are subject to change without prior notice.

High-Pressure Laminate Gallery Panels

End of Run Dual-Sided, Two-piece Construction

High-Pressure Laminate Gallery Panels
End of Run Dual-Sided, Two-piece Construction

	MODEL	Exposed Width/Side	W x H	MODEL NUMBER Basic Model	Trim Color	Surface Finish	Edge Color	Approx. Packaged Weight	Delivered Pricing
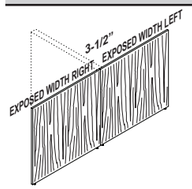 UGPH	**Dual-Sided Two Piece 32" High** • For installation at end of run "T" conditions only • Balanced two-piece high-pressure laminate and particleboard construction with continuous polypropylene edge band • Overall width spans nominal exposed panel widths from both sides, and panel thickness • Includes adjustable glides and all attachment hardware • Vertical grain direction; grain pattern is not matched	30-1/4	64x32"	UGHEDV26032	□□□	□□□	□□□	58.8#	$ 1015
		36-1/4	76x32"	UGHEDV27232	□□□	□□□	□□□	69.0#	1202
		42-1/4	88x32"	UGHEDV28432	□□□	□□□	□□□	79.1#	1235
		48-1/4	100x32"	UGHEDV29632	□□□	□□□	□□□	89.2#	1379
		54-1/4	112x32"	UGHEDV210832	□□□	□□□	□□□	99.3#	1411
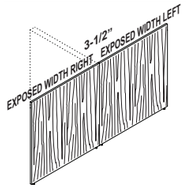 UGPH	**Dual-Sided Two Piece 40" High**	30-1/4	64x40"	UGHEDV26040	□□□	□□□	□□□	73.1#	$ 1228
		36-1/4	76x40"	UGHEDV27240	□□□	□□□	□□□	85.7#	1408
		42-1/4	88x40"	UGHEDV28440	□□□	□□□	□□□	98.3#	1440
		48-1/4	100x40"	UGHEDV29640	□□□	□□□	□□□	110.9#	1706
		54-1/4	112x40"	UGHEDV210840	□□□	□□□	□□□	123.5#	1737
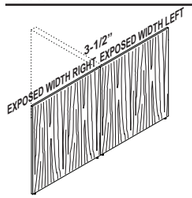 UGPH	**Dual-Sided Two Piece 48" High**	30-1/4	64x48"	UGHEDV26048	□□□	□□□	□□□	87.3#	$ 1389
		36-1/4	76x48"	UGHEDV27248	□□□	□□□	□□□	102.4#	1693
		42-1/4	88x48"	UGHEDV28448	□□□	□□□	□□□	117.5#	1726
		48-1/4	100x48"	UGHEDV29648	□□□	□□□	□□□	132.6#	1944
		54-1/4	112x48"	UGHEDV210848	□□□	□□□	□□□	147.7#	1975
					Ⓐ	Ⓑ	Ⓒ	Ⓓ	

HOW TO ORDER

Indicate the following information on order form:
1. Quantity of each item.
2. Model number, including options. See "How To Build a Model Number".
3. Any special service required.

Note: • The □ indicates that a choice is required.
- The absence of the □ indicates that no choice is required.
- Alpha-numeric characters in place of □ indicate that no other alternatives are available.

HOW TO BUILD A MODEL NUMBER

Ⓐ Select basic model.

Ⓑ Select trim color.
Refer to the **Product Color Options** page in this price list.

Ⓒ Select surface finish.
Refer to the **Product Color Options** page in this price list.
Surface finish offerings are based on edge style selections.

Ⓓ Select edge color.
Refer to the **Product Color Options** page in this price list.

SPECIAL SERVICES

Special Carton Marking

With specially marked information	N/C

Shipping

Ships **knocked down, FOB Manitowoc, WI 54220, freight prepaid.** Freight class 70.

Specifications and prices are subject to change without prior notice.

High-Pressure Laminate Gallery Panels

End of Run Dual-Sided, Two-piece Construction

High-Pressure Laminate Gallery Panels
End of Run Dual-Sided, Two-piece Construction

	MODEL	Exposed Width/Side	W x H	MODEL NUMBER Basic Model	Trim Color	Surface Finish	Edge Color	Approx. Packaged Weight	Delivered Pricing
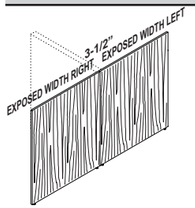 UGPH	**Dual-Sided Two Piece 56" High** • For installation at end of run "T" conditions only • Balanced two-piece high-pressure laminate and particleboard construction with continuous polypropylene edge band • Overall width spans nominal exposed panel widths from both sides, and panel thickness • Includes adjustable glides and all attachment hardware • Vertical grain direction; grain pattern is not matched	30-1/4	64x56"	UGHEDV26056	□□□	□□□	□□□	101.8#	$ 1462
		36-1/4	76x56"	UGHEDV27256	□□□	□□□	□□□	119.2#	1763
		42-1/4	88x56"	UGHEDV28456	□□□	□□□	□□□	136.8#	1796
		48-1/4	100x56"	UGHEDV29656	□□□	□□□	□□□	154.6#	2015
		54-1/4	112x56"	UGHEDV210856	□□□	□□□	□□□	172.0#	2047
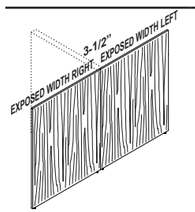 UGPH	**Dual-Sided Two Piece 64" High**	30-1/4	64x64"	UGHEDV26064	□□□	□□□	□□□	115.8#	$ 1630
		36-1/4	76x64"	UGHEDV27264	□□□	□□□	□□□	135.9#	1970
		42-1/4	88x64"	UGHEDV28464	□□□	□□□	□□□	156.0#	1998
		48-1/4	100x64"	UGHEDV29664	□□□	□□□	□□□	176.1#	2254
		54-1/4	112x64"	UGHEDV210864	□□□	□□□	□□□	196.2#	2286
				Ⓐ	Ⓑ	Ⓒ	Ⓓ		

HOW TO ORDER

Indicate the following information on order form:
1. Quantity of each item.
2. Model number, including options. See "How To Build a Model Number".
3. Any special service required.

Note: • The □ indicates that a choice is required.
- The absence of the □ indicates that no choice is required.
- Alpha-numeric characters in place of □ indicate that no other alternatives are available.

HOW TO BUILD A MODEL NUMBER

Ⓐ Select basic model.

Ⓑ Select trim color.
Refer to the **Product Color Options** page in this price list.

Ⓒ Select surface finish.
Refer to the **Product Color Options** page in this price list.
Surface finish offerings are based on edge style selections.

Ⓓ Select edge color.
Refer to the **Product Color Options** page in this price list.

SPECIAL SERVICES

Special Carton Marking

With specially marked information	N/C

Shipping

Ships **knocked down, FOB Manitowoc, WI 54220, freight prepaid.** Freight class 70.

Specifications and prices are subject to change without prior notice.

High-Pressure Laminate Gallery Panels

End of Run Single-Sided-Left

High-Pressure Laminate Gallery Panels
End of Run Single-Sided-Left

	MODEL	Exposed Width/Side	W x H	MODEL NUMBER Basic Model	Trim Color Ⓑ	Surface Finish Ⓒ	Edge Color Ⓓ	Approx. Packaged Weight	Delivered Pricing
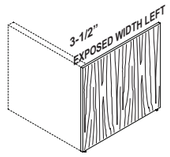 UGPH	**End of Run-Left 32" High** • For installation on left side of workstation, perpendicular to panel run • Balanced high-pressure laminate and particleboard construction with continuous polypropylene edge band • Exposed width is size-matched to nominal panel width • Includes adjustable glides and all attachment hardware • Vertical grain direction	24-1/4	27-3/4x32"	UGHESVL2432	□□□	□□□	□□□	31.6#	$ 437
		30-1/4	33-3/4x32"	UGHESVL3032	□□□	□□□	□□□	37.5#	480
		36-1/4	39-3/4x32"	UGHESVL3632	□□□	□□□	□□□	43.5#	573
		42-1/4	45-3/4x32"	UGHESVL4232	□□□	□□□	□□□	49.4#	589
		48-1/4	51-3/4x32"	UGHESVL4832	□□□	□□□	□□□	55.4#	652
		54-1/4	57-3/4x32"	UGHESVL5432	□□□	□□□	□□□	61.4#	668
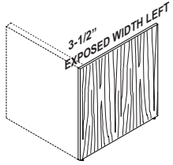 UGPH	**End of Run-Left 40" High**	24-1/4	27-3/4x40"	UGHESVL2440	□□□	□□□	□□□	39.3#	$ 535
		30-1/4	33-3/4x40"	UGHESVL3040	□□□	□□□	□□□	46.7#	587
		36-1/4	39-3/4x40"	UGHESVL3640	□□□	□□□	□□□	54.2#	679
		42-1/4	45-3/4x40"	UGHESVL4240	□□□	□□□	□□□	61.6#	695
		48-1/4	51-3/4x40"	UGHESVL4840	□□□	□□□	□□□	69.0#	812
		54-1/4	57-3/4x40"	UGHESVL5440	□□□	□□□	□□□	76.5#	828
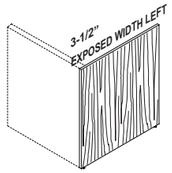 UGPH	**End of Run-Left 48" High**	24-1/4	27-3/4x48"	UGHESVL2448	□□□	□□□	□□□	47.0#	$ 612
		30-1/4	33-3/4x48"	UGHESVL3048	□□□	□□□	□□□	55.9#	675
		36-1/4	39-3/4x48"	UGHESVL3648	□□□	□□□	□□□	64.8#	826
		42-1/4	45-3/4x48"	UGHESVL4248	□□□	□□□	□□□	73.7#	842
		48-1/4	51-3/4x48"	UGHESVL4848	□□□	□□□	□□□	82.6#	847
		54-1/4	57-3/4x48"	UGHESVL5448	□□□	□□□	□□□	91.6#	862

Ⓐ Ⓑ Ⓒ Ⓓ

HOW TO ORDER

Indicate the following information on order form:
1. Quantity of each item.
2. Model number, including options. See "How To Build a Model Number".
3. Any special service required.

Note: • The □ indicates that a choice is required.
- The absence of the □ indicates that no choice is required.
- Alpha-numeric characters in place of □ indicate that no other alternatives are available.

HOW TO BUILD A MODEL NUMBER

Ⓐ Select basic model.

Ⓑ Select trim color.
Refer to the **Product Color Options** page in this price list.

Ⓒ Select surface finish.
Refer to the **Product Color Options** page in this price list.
Surface finish offerings are based on edge style selections.

Ⓓ Select edge color.
Refer to the **Product Color Options** page in this price list.

SPECIAL SERVICES

Special Carton Marking

With specially marked information N/C

Shipping

Ships **knocked down, FOB Manitowoc, WI 54220, freight prepaid.** Freight class 70.

Specifications and prices are subject to change without prior notice.

High-Pressure Laminate Gallery Panels

End of Run Single-Sided-Left

High-Pressure Laminate Gallery Panels
End of Run Single-Sided-Left

	MODEL	Exposed Width/Side	W x H	MODEL NUMBER Basic Model	Trim Color	Surface Finish	Edge Color	Approx. Packaged Weight	Delivered Pricing
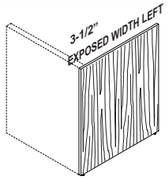 UGPH	**End of Run-Left 56" High** • For installation on left side of workstation, perpendicular to panel run • Balanced high-pressure laminate and particleboard construction with continuous polypropylene edge band • Exposed width is size-matched to nominal panel width • Includes adjustable glides and all attachment hardware • Vertical grain direction	24-1/4	27-3/4x56"	UGHESVL2456	□□□	□□□	□□□	54.7#	$ 638
		30-1/4	33-3/4x56"	UGHESVL3056	□□□	□□□	□□□	65.1#	702
		36-1/4	39-3/4x56"	UGHESVL3656	□□□	□□□	□□□	75.5#	853
		42-1/4	45-3/4x56"	UGHESVL4256	□□□	□□□	□□□	85.9#	869
		48-1/4	51-3/4x56"	UGHESVL4856	□□□	□□□	□□□	96.3#	963
		54-1/4	57-3/4x56"	UGHESVL5456	□□□	□□□	□□□	106.7#	980
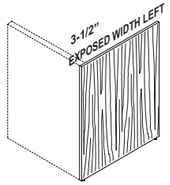 UGPH	**End of Run-Left 64" High**	24-1/4	27-3/4x64"	UGHESVL2464	□□□	□□□	□□□	62.4#	$ 721
		30-1/4	33-3/4x64"	UGHESVL3064	□□□	□□□	□□□	74.3#	794
		36-1/4	39-3/4x64"	UGHESVL3664	□□□	□□□	□□□	86.2#	961
		42-1/4	45-3/4x64"	UGHESVL4264	□□□	□□□	□□□	98.0#	978
		48-1/4	51-3/4x64"	UGHESVL4864	□□□	□□□	□□□	109.9#	1107
		54-1/4	57-3/4x64"	UGHESVL5464	□□□	□□□	□□□	121.8#	1123
					Ⓑ	Ⓒ	Ⓓ		

HOW TO ORDER

Indicate the following information on order form:
1. Quantity of each item.
2. Model number, including options. See "How To Build a Model Number".
3. Any special service required.

Note: • The □ indicates that a choice is required.
- The absence of the □ indicates that no choice is required.
- Alpha-numeric characters in place of □ indicate that no other alternatives are available.

HOW TO BUILD A MODEL NUMBER

Ⓐ Select basic model.

Ⓑ Select trim color.
Refer to the **Product Color Options** page in this price list.

Ⓒ Select surface finish.
Refer to the **Product Color Options** page in this price list.
Surface finish offerings are based on edge style selections.

Ⓓ Select edge color.
Refer to the **Product Color Options** page in this price list.

SPECIAL SERVICES

Special Carton Marking

With specially marked information	N/C

Shipping

Ships **knocked down, FOB Manitowoc, WI 54220, freight prepaid.** Freight class 70.

Specifications and prices are subject to change without prior notice.

High-Pressure Laminate Gallery Panels

End of Run Single-Sided-Right

High-Pressure Laminate Gallery Panels
End of Run Single-Sided-Right

	MODEL	Exposed Width/Side	W x H	MODEL NUMBER Basic Model	Trim Color	Surface Finish	Edge Color	Approx. Packaged Weight	Delivered Pricing
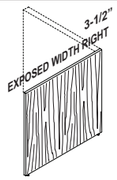	**End of Run-Right 32" High** • For installation on right side of workstation, perpendicular to panel run • Balanced high-pressure laminate and particleboard construction with continuous polypropylene edge band • Exposed width is size-matched to nominal panel width • Includes adjustable glides and all attachment hardware • Vertical grain direction	24-1/4	27-3/4x32"	UGHESVR2432	□□□	□□□	□□□	31.6#	$ 437
		30-1/4	33-3/4x32"	UGHESVR3032	□□□	□□□	□□□	37.5#	480
		36-1/4	39-3/4x32"	UGHESVR3632	□□□	□□□	□□□	43.5#	573
		42-1/4	45-3/4x32"	UGHESVR4232	□□□	□□□	□□□	49.4#	589
		48-1/4	51-3/4x32"	UGHESVR4832	□□□	□□□	□□□	55.4#	652
		54-1/4	57-3/4x32"	UGHESVR5432	□□□	□□□	□□□	61.4#	668
UGPH									
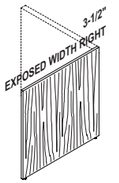	**End of Run-Right 40" High**	24-1/4	27-3/4x40"	UGHESVR2440	□□□	□□□	□□□	39.3#	$ 535
		30-1/4	33-3/4x40"	UGHESVR3040	□□□	□□□	□□□	46.7#	587
		36-1/4	39-3/4x40"	UGHESVR3640	□□□	□□□	□□□	54.2#	679
		42-1/4	45-3/4x40"	UGHESVR4240	□□□	□□□	□□□	61.6#	695
		48-1/4	51-3/4x40"	UGHESVR4840	□□□	□□□	□□□	69.0#	812
		54-1/4	57-3/4x40"	UGHESVR5440	□□□	□□□	□□□	76.5#	828
UGPH									
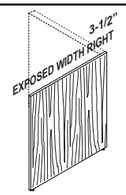	**End of Run-Right 48" High**	24-1/4	27-3/4x48"	UGHESVR2448	□□□	□□□	□□□	47.0#	$ 612
		30-1/4	33-3/4x48"	UGHESVR3048	□□□	□□□	□□□	55.9#	675
		36-1/4	39-3/4x48"	UGHESVR3648	□□□	□□□	□□□	64.8#	826
		42-1/4	45-3/4x48"	UGHESVR4248	□□□	□□□	□□□	73.7#	842
		48-1/4	51-3/4x48"	UGHESVR4848	□□□	□□□	□□□	82.6#	847
		54-1/4	57-3/4x48"	UGHESVR5448	□□□	□□□	□□□	91.6#	862
UGPH									
					Ⓑ	Ⓒ	Ⓓ		

HOW TO ORDER

Indicate the following information on order form:
1. Quantity of each item.
2. Model number, including options. See "How To Build a Model Number".
3. Any special service required.

Note: • The □ indicates that a choice is required.
- The absence of the □ indicates that no choice is required.
- Alpha-numeric characters in place of □ indicate that no other alternatives are available.

HOW TO BUILD A MODEL NUMBER

Ⓐ Select basic model.

Ⓑ Select trim color.
Refer to the **Product Color Options** page in this price list.

Ⓒ Select surface finish.
Refer to the **Product Color Options** page in this price list.
Surface finish offerings are based on edge style selections.

Ⓓ Select edge color.
Refer to the **Product Color Options** page in this price list.

SPECIAL SERVICES

Special Carton Marking

With specially marked information N/C

Shipping

Ships **knocked down, FOB Manitowoc, WI 54220, freight prepaid.** Freight class 70.

Specifications and prices are subject to change without prior notice.

High-Pressure Laminate Gallery Panels
End of Run Single-Sided-Right

High-Pressure Laminate Gallery Panels
End of Run Single-Sided-Right

	MODEL	Exposed Width/Side	W x H	MODEL NUMBER Basic Model	Trim Color	Surface Finish	Edge Color	Approx. Packaged Weight	Delivered Pricing
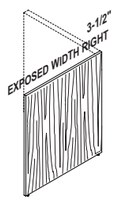	**End of Run-Right 56" High** • For installation on right side of workstation, perpendicular to panel run • Balanced high-pressure laminate and particleboard construction with continuous polypropylene edge band • Exposed width is size-matched to nominal panel width • Includes adjustable glides and all attachment hardware • Vertical grain direction	24-1/4	27-3/4x56"	UGHESVR2456	□□□	□□□	□□□	54.7#	$ 638
		30-1/4	33-3/4x56"	UGHESVR3056	□□□	□□□	□□□	65.1#	702
		36-1/4	39-3/4x56"	UGHESVR3656	□□□	□□□	□□□	75.5#	853
		42-1/4	45-3/4x56"	UGHESVR4256	□□□	□□□	□□□	85.9#	869
		48-1/4	51-3/4x56"	UGHESVR4856	□□□	□□□	□□□	96.3#	963
		54-1/4	57-3/4x56"	UGHESVR5456	□□□	□□□	□□□	106.7#	980
UGPH									
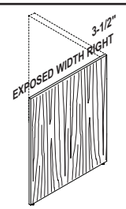	**End of Run-Right 64" High**	24-1/4	27-3/4x64"	UGHESVR2464	□□□	□□□	□□□	62.4#	$ 721
		30-1/4	33-3/4x64"	UGHESVR3064	□□□	□□□	□□□	74.3#	794
		36-1/4	39-3/4x64"	UGHESVR3664	□□□	□□□	□□□	86.2#	961
		42-1/4	45-3/4x64"	UGHESVR4264	□□□	□□□	□□□	98.0#	978
		48-1/4	51-3/4x64"	UGHESVR4864	□□□	□□□	□□□	109.9#	1107
		54-1/4	57-3/4x64"	UGHESVR5464	□□□	□□□	□□□	121.8#	1123
UGPH									
				Ⓐ	Ⓑ	Ⓒ	Ⓓ		

HOW TO ORDER

Indicate the following information on order form:
1. Quantity of each item.
2. Model number, including options. See "How To Build a Model Number".
3. Any special service required.

Note: • The □ indicates that a choice is required.
- The absence of the □ indicates that no choice is required.
- Alpha-numeric characters in place of □ indicate that no other alternatives are available.

HOW TO BUILD A MODEL NUMBER

Ⓐ Select basic model.

Ⓑ Select trim color.
Refer to the **Product Color Options** page in this price list.

Ⓒ Select surface finish.
Refer to the **Product Color Options** page in this price list.
Surface finish offerings are based on edge style selections.

Ⓓ Select edge color.
Refer to the **Product Color Options** page in this price list.

SPECIAL SERVICES

Special Carton Marking

With specially marked information	N/C

Shipping

Ships **knocked down, FOB Manitowoc, WI 54220, freight prepaid.** Freight class 70.

Specifications and prices are subject to change without prior notice.

High-Pressure Laminate Gallery Panels
Divider

High-Pressure Laminate Gallery Panels
Divider

	MODEL	Exposed Width/Side	W x H	MODEL NUMBER Basic Model	Surface Finish	Edge Color	Approx. Packaged Weight	Delivered Pricing
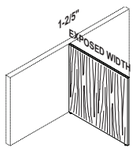 UGPH	**Divider 32" High** • For perpendicular installation at UGPDP intersection post conditions only, specified separately; may be installed on either or both sides of panel run • Balanced high-pressure laminate and particleboard construction with continuous polypropylene edge band • Exposed width is size-matched to nominal panel width • Includes adjustable glides and all attachment hardware • Vertical grain direction	24-1/4	25-1/4x32"	UGHDSV2432	□□□	□□□	24.6#	$ 397
		30-1/4	31-1/4x32"	UGHDSV3032	□□□	□□□	30.5#	441
		36-1/4	37-1/4x32"	UGHDSV3632	□□□	□□□	36.4#	534
		42-1/4	43-1/4x32"	UGHDSV4232	□□□	□□□	42.3#	550
		48-1/4	49-1/4x32"	UGHDSV4832	□□□	□□□	48.1#	623
		54-1/4	55-1/4x32"	UGHDSV5432	□□□	□□□	54.0#	637
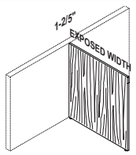 UGPH	**Divider 40" High**	24-1/4	25-1/4x40"	UGHDSV2440	□□□	□□□	30.8#	$ 483
		30-1/4	31-1/4x40"	UGHDSV3040	□□□	□□□	38.2#	537
		36-1/4	37-1/4x40"	UGHDSV3640	□□□	□□□	45.5#	628
		42-1/4	43-1/4x40"	UGHDSV4240	□□□	□□□	52.9#	645
		48-1/4	49-1/4x40"	UGHDSV4840	□□□	□□□	60.2#	777
		54-1/4	55-1/4x40"	UGHDSV5440	□□□	□□□	67.6#	794
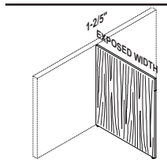 UGPH	**Divider 48" High**	24-1/4	25-1/4x48"	UGHDSV2448	□□□	□□□	37.0#	$ 508
		30-1/4	31-1/4x48"	UGHDSV3048	□□□	□□□	45.8#	561
		36-1/4	37-1/4x48"	UGHDSV3648	□□□	□□□	54.6#	652
		42-1/4	43-1/4x48"	UGHDSV4248	□□□	□□□	63.4#	669
		48-1/4	49-1/4x48"	UGHDSV4848	□□□	□□□	72.3#	801
		54-1/4	55-1/4x48"	UGHDSV5448	□□□	□□□	81.1#	816
					Ⓑ	Ⓒ		
				Ⓐ				

HOW TO ORDER

Indicate the following information on order form:
1. Quantity of each item.
2. Model number, including options. See "How To Build a Model Number".
3. Any special service required.

Note: • The □ indicates that a choice is required.
- The absence of the □ indicates that no choice is required.
- Alpha-numeric characters in place of □ indicate that no other alternatives are available.

HOW TO BUILD A MODEL NUMBER

Ⓐ Select basic model.

Ⓑ Select surface finish.
Refer to the **Product Color Options** page in this price list.
Surface finish offerings are based on edge style selections.

Ⓒ Select edge color.
Refer to the **Product Color Options** page in this price list.

SPECIAL SERVICES

Special Carton Marking

With specially marked information	N/C

Shipping

Ships **knocked down, FOB Manitowoc, WI 54220, freight prepaid.** Freight class 70.

Specifications and prices are subject to change without prior notice.

High-Pressure Laminate Gallery Panels
Divider

High-Pressure Laminate Gallery Panels
Divider

	MODEL	Exposed Width/Side	W x H	MODEL NUMBER Basic Model	Surface Finish	Edge Color	Approx. Packaged Weight	Delivered Pricing
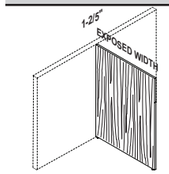 UGPH	**Divider 56" High** • For perpendicular installation at UGPDP intersection post conditions only, specified separately; may be installed on either or both sides of panel run • Balanced high-pressure laminate and particleboard construction with continuous polypropylene edge band • Exposed width is size-matched to nominal panel width • Includes adjustable glides and all attachment hardware • Vertical grain direction	24-1/4	25-1/4x56"	UGHDSV2456	□□□	□□□	43.1#	$ 575
		30-1/4	31-1/4x56"	UGHDSV3056	□□□	□□□	53.4#	637
		36-1/4	37-1/4x56"	UGHDSV3656	□□□	□□□	63.7#	789
		42-1/4	43-1/4x56"	UGHDSV4256	□□□	□□□	74.0#	804
		48-1/4	49-1/4x56"	UGHDSV4856	□□□	□□□	84.3#	914
		54-1/4	55-1/4x56"	UGHDSV5456	□□□	□□□	94.6#	931
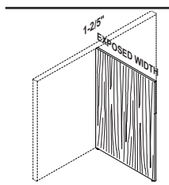 UGPH	**Divider 64" High**	24-1/4	25-1/4x64"	UGHDSV2464	□□□	□□□	49.3#	$ 642
		30-1/4	31-1/4x64"	UGHDSV3064	□□□	□□□	61.1#	714
		36-1/4	37-1/4x64"	UGHDSV3664	□□□	□□□	72.8#	883
		42-1/4	43-1/4x64"	UGHDSV4264	□□□	□□□	84.6#	900
		48-1/4	49-1/4x64"	UGHDSV4864	□□□	□□□	96.4#	1027
		54-1/4	55-1/4x64"	UGHDSV5464	□□□	□□□	108.2#	1043
				Ⓐ	Ⓑ	Ⓒ		

HOW TO ORDER

Indicate the following information on order form:
1. Quantity of each item.
2. Model number, including options. See "How To Build a Model Number".
3. Any special service required.

Note: • The □ indicates that a choice is required.
- The absence of the □ indicates that no choice is required.
- Alpha-numeric characters in place of □ indicate that no other alternatives are available.

HOW TO BUILD A MODEL NUMBER

Ⓐ Select basic model.

Ⓑ Select surface finish.
Refer to the **Product Color Options** page in this price list.
Surface finish offerings are based on edge style selections.

Ⓒ Select edge color.
Refer to the **Product Color Options** page in this price list.

SPECIAL SERVICES

Special Carton Marking

With specially marked information	N/C

Shipping

Ships **knocked down, FOB Manitowoc, WI 54220, freight prepaid.** Freight class 70.

Specifications and prices are subject to change without prior notice.

Thermally-Fused Laminate Gallery Panels

End of Run Dual-Sided, Single-piece Construction

Thermally-Fused Laminate Gallery Panels
End of Run Dual-Sided, Single-piece Construction

	MODEL	Exposed Width/Side	W x H	MODEL NUMBER Basic Model	Trim Color	Surface Finish	Approx. Packaged Weight	Delivered Pricing
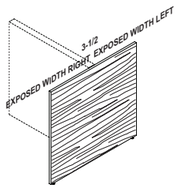 UGPT	**End of Run Dual-Sided 29" High** • For installation at end of run "T" conditions only • Balanced single-piece thermally-fused laminate and particleboard construction with continuous matching polypropylene edge band • Overall width spans nominal exposed panel widths from both sides and panel thickness • Includes adjustable glides and all attachment hardware • Horizontal grain direction • Edge will match TFL surface finish	24-1/4	52x29-1/4"	UGTEDH4829	□□□	□□□	47.7#	$ 554
		30-1/4	64x29-1/4"	UGTEDH6029	□□□	□□□	57.9#	628
		36-1/4	76x29-1/4"	UGTEDH7229	□□□	□□□	68.1#	734
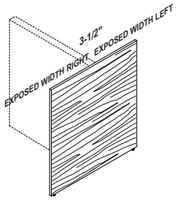 UGPT	**End of Run Dual-Sided 48" High**	24-1/4	52x48"	UGTEDH4848	□□□	□□□	79.1#	$ 749
		30-1/4	64x48"	UGTEDH6048	□□□	□□□	96.1#	853
		36-1/4	76x48"	UGTEDH7248	□□□	□□□	113.1#	996
					Ⓑ	Ⓒ		

Ⓐ

HOW TO ORDER

Indicate the following information on order form:
1. Quantity of each item.
2. Model number, including options. See "How To Build a Model Number".
3. Any special service required.

Note: • The □ indicates that a choice is required.
- The absence of the □ indicates that no choice is required.
- Alpha-numeric characters in place of □ indicate that no other alternatives are available.

HOW TO BUILD A MODEL NUMBER

Ⓐ Select basic model.

Ⓑ Select trim color.
Refer to the **Product Color Options** page in this price list.

Ⓒ Select surface finish.
Refer to the **Product Color Options** page in this price list.

SPECIAL SERVICES

Special Carton Marking

With specially marked information N/C

Shipping

Ships **knocked down, FOB Manitowoc, WI 54220, freight prepaid.** Freight class 70.

Specifications and prices are subject to change without prior notice.

Thermally-Fused Laminate Gallery Panels

End of Run Dual-Sided, Two-piece Construction

Thermally-Fused Laminate Gallery Panels
End of Run Dual-Sided, Two-piece Construction

	MODEL	Exposed Width/Side	W x H	MODEL NUMBER Basic Model	Trim Color	Surface Finish	Approx. Packaged Weight	Delivered Pricing
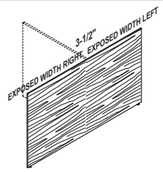 UGPT	**End of Run Dual-Sided Two Piece 29" High** • For installation at end of run "T" conditions only • Balanced two-piece thermally-fused laminate and particleboard construction, with continuous polypropylene edge band • Overall width spans nominal exposed panel widths from both sides, and panel thickness • Includes adjustable glides and all attachment hardware • Horizontal grain direction; grain pattern is not matched • Edge will match TFL surface finish	48-1/4	100x29-1/4"	UGTEDH29629	□□□	□□□	88.8#	$ 1165
		60-1/4	124x29-1/4"	UGTEDH212029	□□□	□□□	109.0#	1315
		72-1/4	148x29-1/4"	UGTEDH214429	□□□	□□□	129.3#	1528
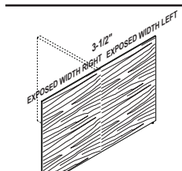 UGPT	**End of Run Dual-Sided Two Piece 48" High**	48-1/4	100x48"	UGTEDH29648	□□□	□□□	147.8#	$ 1546
		60-1/4	124x48"	UGTEDH212048	□□□	□□□	181.7#	1751
		72-1/4	148x48"	UGTEDH214448	□□□	□□□	215.7#	2037

Ⓐ Ⓑ Ⓒ

HOW TO ORDER

Indicate the following information on order form:
1. Quantity of each item.
2. Model number, including options. See "How To Build a Model Number".
3. Any special service required.

Note: • The □ indicates that a choice is required.
- The absence of the □ indicates that no choice is required.
- Alpha-numeric characters in place of □ indicate that no other alternatives are available.

HOW TO BUILD A MODEL NUMBER

Ⓐ Select basic model.

Ⓑ Select trim color.
Refer to the **Product Color Options** page in this price list.

Ⓒ Select surface finish.
Refer to the **Product Color Options** page in this price list.

SPECIAL SERVICES

Special Carton Marking

With specially marked information	N/C

Shipping

Ships **knocked down, FOB Manitowoc, WI 54220, freight prepaid.** Freight class 70.

Specifications and prices are subject to change without prior notice.

Thermally-Fused Laminate Gallery Panels
End of Run Single-Sided

Thermally-Fused Laminate Gallery Panels
End of Run Single-Sided

	MODEL	Exposed Width/Side	W x H	MODEL NUMBER Basic Model	Trim Color	Surface Finish	Approx. Packaged Weight	Delivered Pricing
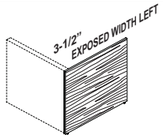 UGPT	**End of Run Single-Sided-Left** • For installation on left side of workstation, perpendicular to panel run • 29" nominal height extends extends 1/4 above worksurface • Balanced thermally-fused laminate and particleboard construction, with matching continuous polypropylene edge band • Exposed width is size-matched to nominal panel width • Includes adjustable glides and all attachment hardware • Horizontal grain direction • Edge will match TFL surface finish	48-1/4	51-3/4x29-1/4"	UGTESHL4829	□□□	□□□	47.6#	$ 554
		60-1/4	63-3/4x29-1/4"	UGTESHL6029	□□□	□□□	57.8#	628
		72-1/4	75-3/4x29-1/4"	UGTESHL7229	□□□	□□□	67.9#	735
		48-1/4	51-3/4x48"	UGTESHL4848	□□□	□□□	79.0#	756
		60-1/4	63-3/4x48"	UGTESHL6048	□□□	□□□	96.0#	858
		72-1/4	75-3/4x48"	UGTESHL7248	□□□	□□□	113.0#	1002
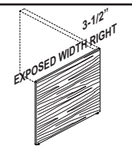 UGPT	**End of Run Single-Sided-Right** • For installation on right side of workstation, perpendicular to panel run • 29" nominal height extends extends 1/4" above worksurface • Balanced thermally-fused laminate and particleboard construction, with matching continuous polypropylene edge band • Exposed width is size-matched to nominal panel width • Includes adjustable glides and all attachment hardware • Horizontal grain direction • Edge will match TFL surface finish	48-1/4	51-3/4x29-1/4"	UGTESHR4829	□□□	□□□	47.6#	$ 554
		60-1/4	63-3/4x29-1/4"	UGTESHR6029	□□□	□□□	57.8#	628
		72-1/4	75-3/4x29-1/4"	UGTESHR7229	□□□	□□□	67.9#	735
		48-1/4	51-3/4x48"	UGTESHR4848	□□□	□□□	79.0#	756
		60-1/4	63-3/4x48"	UGTESHR6048	□□□	□□□	96.0#	858
		72-1/4	75-3/4x48"	UGTESHR7248	□□□	□□□	113.0#	1002
				Ⓐ	Ⓑ	Ⓒ		

HOW TO ORDER

Indicate the following information on order form:
1. Quantity of each item.
2. Model number, including options. See "How To Build a Model Number".
3. Any special service required.

Note: • The □ indicates that a choice is required.
- The absence of the □ indicates that no choice is required.
- Alpha-numeric characters in place of □ indicate that no other alternatives are available.

HOW TO BUILD A MODEL NUMBER

Ⓐ Select basic model.

Ⓑ Select trim color.
Refer to the **Product Color Options** page in this price list.

Ⓒ Select surface finish.
Refer to the **Product Color Options** page in this price list.

SPECIAL SERVICES

Special Carton Marking

With specially marked information	N/C

Shipping

Ships **knocked down, FOB Manitowoc, WI 54220, freight prepaid.** Freight class 70.

Specifications and prices are subject to change without prior notice.

Thermally-Fused Laminate Gallery Panels
Divider

Thermally-Fused Laminate Gallery Panels
Divider

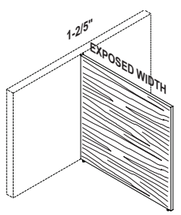

UGPT

MODEL	Exposed Width/Side	W x H	MODEL NUMBER Basic Model (A)	MODEL NUMBER Surface Finish (B)	Approx. Packaged Weight	Delivered Pricing
Gallery Panel Divider • For perpendicular installation at UGPDP intersection post conditions only, specified separately; may be installed on right or left of a workstation, on either or both sides of a Unite panel run • Balanced thermally-fused laminate and particleboard construction, with continuous polypropylene edge band • Includes adjustable glides and all attachment hardware • Horizontal grain direction • Edge will match TFL surface finish	48-1/4	49-1/4x29-1/4"	UGTDSH4829	□□□	47.7#	$ 507
	60-1/4	61-1/4x29-1/4"	UGTDSH6029	□□□	57.9#	586
	72-1/4	73-1/4x29-1/4"	UGTDSH7229	□□□	68.1#	693
	48-1/4	49-1/4x48-1/4"	UGTDSH4848	□□□	79.1#	699
	60-1/4	61-1/4x48-1/4"	UGTDSH6048	□□□	96.1#	801
	72-1/4	73-1/4x48-1/4"	UGTDSH7248	□□□	113.1#	945

HOW TO ORDER

Indicate the following information on order form:
1. Quantity of each item.
2. Model number, including options. See “How To Build a Model Number”.
3. Any special service required.

Note: • The □ indicates that a choice is required.
- The absence of the □ indicates that no choice is required.
- Alpha-numeric characters in place of □ indicate that no other alternatives are available.

HOW TO BUILD A MODEL NUMBER

Ⓐ Select basic model.

Ⓑ Select surface finish.
Refer to the **Product Color Options** page in this price list.

SPECIAL SERVICES

Special Carton Marking

With specially marked information	N/C

Shipping

Ships **knocked down, FOB Manitowoc, WI 54220, freight prepaid.** Freight class 70.

Specifications and prices are subject to change without prior notice.

Gallery Panel Intersection Post and Cap

Divider and Worksurface Support Bracket

Gallery Panel Intersection Post and Cap
Divider and Worksurface Support Bracket

	MODEL	W x H	MODEL NUMBER Basic Model	MODEL NUMBER Trim Color	Approx. Packaged Weight	Delivered Pricing
	**Divider Intersection Post** • For installation of Unite gallery divider panels along a Unite panel run • Specify by Unite panel run height; one post per intersection accommodates one or two opposing divider panels • 1-2/5" installed intersection width • Top cap specified separately	1-2/5x32"	UGPDP32	□□□	3.1#	$ 120
		1-2/5x40"	UGPDP40	□□□	3.8#	150
		1-2/5x48"	UGPDP48	□□□	4.4#	161
		1-2/5x56"	UGPDP56	□□□	5.1#	206
		1-2/5x64"	UGPDP64	□□□	5.8#	231
		1-2/5x72"	UGPDP72	□□□	6.4#	237
		1-2/5x80"	UGPDP80	□□□	7.1#	242
UGT						
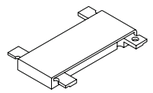	**In-line Divider Intersection Cap** • For use along a constant height Unite panel run that contains a divider gallery panel at an interesection. The in-line cap and required trim are 1-2/5" wide.		UGDILC	□□□	0.2#	$ 66
UGT						
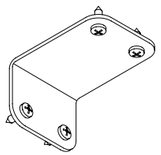	**Worksurface Edge Support Bracket** • Attaches a worksurface to a gallery panel to provide additional worksurface support • Attachment hardware included • See planning guide for specification rules		UGWESB	□□□	0.5#	$ 19
UGT						

Ⓐ Ⓑ

HOW TO ORDER

Indicate the following information on order form:
1. Quantity of each item.
2. Model number, including options. See "How To Build a Model Number".
3. Any special service required.

Note: • The □ indicates that a choice is required.
- The absence of the □ indicates that no choice is required.
- Alpha-numeric characters in place of □ indicate that no other alternatives are available.

HOW TO BUILD A MODEL NUMBER

Ⓐ Select basic model.

Ⓑ Select trim color.
Refer to the **Product Color Options** page in this price list.

SPECIAL SERVICES

Special Carton Marking

With specially marked information	N/C

Shipping

Ships **knocked down, FOB Manitowoc, WI 54220, freight prepaid.** Freight class 70.

Specifications and prices are subject to change without prior notice.

Gallery Panel Trim
In-line Change-of-Height for Divider Panel

Gallery Panel Trim
In-line Change-of-Height for Divider Panel

	MODEL	W x H	MODEL NUMBER Basic Model (A)	MODEL NUMBER Trim Color (B)	Approx. Packaged Weight	Delivered Pricing
UGT	**Change-of-Height Trim for 29" Divider Panels** • For use with divider gallery panels when there is a change of height between a 29"H gallery panel and the Unite panel run panel height • Trim inserts into the gallery panel divider post (UGPDP), specified separately • See planning guide for specification rules • 1-2/5" installed width	3"	UGDILT03	□□□	0.1#	$ 29
		11"	UGDILT11	□□□	0.2#	32
		19"	UGDILT19	□□□	0.3#	35
		27"	UGDILT27	□□□	0.4#	40
		35"	UGDILT35	□□□	0.5#	45
		43"	UGDILT43	□□□	0.6#	52
		51"	UGDILT51	□□□	0.6#	69
 UGT	**Change-of-Height Trim for Non-29" Divider Panels** • For use with divider gallery panels when there is a change of height between all but 29" gallery panel heights and the Unite panel run • Not for use with 29" gallery panels • Trim inserts into the gallery panel divider post (UGPDP), specified separately • See planning guide for specification rules	8"	UGDILT08	□□□	0.1#	$ 31
		16"	UGDILT16	□□□	0.2#	35
		24"	UGDILT24	□□□	0.3#	40
 UGT	**Change-of-Height or Full-Height Trim for Non-29" Divider Panels** • For use with divider gallery panels when there is a change of height between all but 29" gallery panel heights and the Unite panel run, or for full height trim • Not for use with 29" gallery panels • Trim inserts into the gallery panel divider post (UGPDP), specified separately • See planning guide for specification rules	32"	UGDILT32	□□□	0.4#	$ 45
		40"	UGDILT40	□□□	0.5#	52
		48"	UGDILT48	□□□	0.6#	68
		56"	UGDILT56	□□□	0.6#	69
		64"	UGDILT64	□□□	0.7#	69
		72"	UGDILT72	□□□	0.8#	69
		80"	UGDILT80	□□□	0.9#	69

Ⓐ Ⓑ

HOW TO ORDER

Indicate the following information on order form:
1. Quantity of each item.
2. Model number, including options. See "How To Build a Model Number".
3. Any special service required.

Note: • The □ indicates that a choice is required.
- The absence of the □ indicates that no choice is required.
- Alpha-numeric characters in place of □ indicate that no other alternatives are available.

HOW TO BUILD A MODEL NUMBER

Ⓐ Select basic model.

Ⓑ Select trim color.
Refer to the **Product Color Options** page in this price list.

SPECIAL SERVICES

Special Carton Marking

With specially marked information N/C

Shipping

Ships **knocked down, FOB Manitowoc, WI 54220, freight prepaid.** Freight class 70.

Specifications and prices are subject to change without prior notice.

Gallery Panel Trim
Dead-End Change-of-Height for Divider

Gallery Panel Trim
Dead-End Change-of-Height for Divider

	MODEL	W x H	MODEL NUMBER Basic Model	MODEL NUMBER Trim Color	Approx. Packaged Weight	Delivered Pricing
UGT	**Dead End Divider Panel Change-of-Height Trim** • For installation along a Unite panel run with a change of panel height and divider gallery panel at the same intersection • 1-2/5" installed width • See planning guide for specification rules	8"	UGDDET08	□□□	1.2#	$ 106
		16"	UGDDET16	□□□	2.1#	111
		24"	UGDDET24	□□□	2.8#	116
		32"	UGDDET32	□□□	3.7#	124
		40"	UGDDET40	□□□	4.5#	130
		48"	UGDDET48	□□□	5.1#	132
			Ⓐ	Ⓑ		

HOW TO ORDER

Indicate the following information on order form:
1. Quantity of each item.
2. Model number, including options. See "How To Build a Model Number".
3. Any special service required.

Note: • The □ indicates that a choice is required.
- The absence of the □ indicates that no choice is required.
- Alpha-numeric characters in place of □ indicate that no other alternatives are available.

HOW TO BUILD A MODEL NUMBER

Ⓐ Select basic model.

Ⓑ Select trim color.
Refer to the **Product Color Options** page in this price list.

SPECIAL SERVICES

Special Carton Marking

With specially marked information	N/C

Shipping

Ships **knocked down, FOB Manitowoc, WI 54220, freight prepaid.** Freight class 70.

Specifications and prices are subject to change without prior notice.

Gallery Panel Trim
End of Run Change-of-Height

Gallery Panel Trim
End of Run Change-of-Height

	MODEL	W x H	MODEL NUMBER Basic Model	MODEL NUMBER Trim Color	Approx. Packaged Weight	Delivered Pricing
	**End of Run Trim for 29"H Gallery Panels** • For use at the end of a Unite panel run with a change of height between a 29"H gallery panel and Unite panel run panel height	2-17/20"	UGEORT03	□□□	0.4#	$ 47
		10-17/20"	UGEORT11	□□□	1.0#	53
		18-17/20"	UGEORT19	□□□	1.7#	56
		26-17/20"	UGEORT27	□□□	2.2#	58
		34-17/20"	UGEORT35	□□□	2.8#	61
		42-17/20"	UGEORT43	□□□	3.3#	69
		50-17/20"	UGEORT51	□□□	3.8#	72
UGT						
	**End of Run Trim for Non-29"H Gallery Panels** • For use with divider gallery panels when there is a change of height between all but 29" gallery panel heights and the Unite panel run	7-1/2"	UGEORT08	□□□	0.8#	$ 51
		15-1/2"	UGEORT16	□□□	1.5#	55
		23-1/2"	UGEORT24	□□□	2.0#	57
		31-1/2"	UGEORT32	□□□	2.6#	61
		39-1/2"	UGEORT40	□□□	3.1#	69
		47-1/2"	UGEORT48	□□□	3.6#	70
UGT						
			Ⓐ	Ⓑ		

HOW TO ORDER

Indicate the following information on order form:
1. Quantity of each item.
2. Model number, including options. See "How To Build a Model Number".
3. Any special service required.

Note: • The □ indicates that a choice is required.
- The absence of the □ indicates that no choice is required.
- Alpha-numeric characters in place of □ indicate that no other alternatives are available.

HOW TO BUILD A MODEL NUMBER

Ⓐ Select basic model.

Ⓑ Select trim color.
Refer to the **Product Color Options** page in this price list.

SPECIAL SERVICES

Special Carton Marking

With specially marked information	N/C

Shipping

Ships **knocked down, FOB Manitowoc, WI 54220, freight prepaid.** Freight class 70.

Specifications and prices are subject to change without prior notice.

Unite® Rolling Door
General Information

Plan View of Rolling Door Applications



No Jamb Condition (URDNJ)



180° Inline Condition (URD180)



90° Intersection Condition (URD90)

Plan View of Rolling Door Applications



Dead End Condition (URDDE)

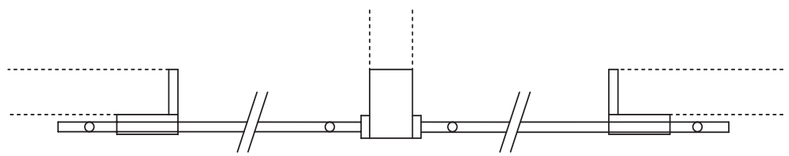

Double Dead End Condition (URDDDE)



Building Wall Condition (URDBW)

GENERAL INFORMATION
Unite Rolling Doors allow for simple privacy in workstation, and are offered with or without a jamb closure. Doors without a closing jamb simply over-lap the external corner of the closing panel intersection condition. Doors with jambs are shipped with a jamb post and a jamb rail (a receiver where the door can nest there by providing additional privacy).

Sizes
Rolling Doors are offered in the following sizes:
36"w X 64"h (monolithic door core)
36"w X 80"h (segmented door core)
42"w X 64"h (monolithic door core)
42"w X 80"h (segmented door core)
The width dimension provided indicates the nominal opening width that the door will span, and the actual door is oversized to allow for panel overlap. 64" high doors are constructed with a single aluminum frame. 80" high doors have a 16" high segmented top section to correspond to a 16" high Unite® stacking section.

Panel Attachment and Specification
The panel to which a Rolling Door is attached must be specified the same width or wider than the nominal Rolling Door model (i.e. 36"w door with 36" or wider attach panel). The "No Jamb" model (URDNJ) must be specified with a 6" or wider attaching panel (i.e. 36"w model with 42"w or wider attaching panel). This prevents the door from extending open into an adjacent walkway. This rule is not required if the attaching panel is a member of a panel run.

Door Height Options
80" high Rolling Doors feature a 16" segmented top frame. The top segment of the door is consistent with a 16" panel stacking section on the Unite® panel. 64" Rolling Door models are monolithic and do not feature any segmentation.

Cores
Rolling doors are available with two optional core inserts that are designated as "clear" and "opal". The insert material is the same and complements KI All Terrain® screens. The insert material is a horizontally fluted
Polycarbonate sheet. Both cores are semi-transparent and provide basic privacy while allowing light to penetrate into the office space. The opal core is less transparent than the clear.

Handedness of Models
All Rolling Door models are "non-handed". Wheel assemblies are packaged separately from the door for unilateral application. Jamb post assemblies are reversible for right or left side assembly.

Planning Options
Rolling doors can be ordered after a job site has been installed (reconfiguration) or space planned in advance of job site installation. If planned in advance, standard Unite® intersections will be replaced with jamb post intersections. If a job site is reconfigured after installation, standard intersections must be removed and replaced with the appropriate jamb post assembly. The exception is with the "no-jamb" condition which does not require a closing jamb intersection.

INFORMATION

Warranty
Refer to KI Terms & Conditions document or visit ki.com

Unite® Rolling Door

Unite® Rolling Door

	MODEL	W x H	MODEL NUMBER Basic Model	Core Insert	Trim Color	Approx. Packaged Weight	Delivered Pricing
 URD	**Rolling Door-No Jamb Condition** • Includes door and attachment post • Door extends beyond opening and overlaps Unite® panel edge without jamb closure • Door is non-handed and may be used in either right or left position • 64" models are monolithic; 80" models (shown at left) feature segmentation with trim at 64" • Polycarbonate core inserts feature horizontal fluting pattern • Non-locking • Actual door dimension extends 8" beyond its nominal door opening width • Panel to which door attaches must be at least 6" wider than nominal width of door; see Planning Guide for more details • See General Information preceding these pages for all conditions in plan view	44-3/8 x 63-15/16"	URDNJ3664	□□	□□	20.0#	$ 1830
		44-3/8 x 79-15/16"	URDNJ3680	□□	□□	26.0#	2169
		50-3/8 x 63-15/16"	URDNJ4264	□□	□□	22.0#	1898
		50-3/8 x 79-15/16"	URDNJ4280	□□	□□	27.0#	2270
			Ⓐ	Ⓑ	Ⓒ		

HOW TO ORDER

Indicate the following information on order form:
1. Quantity of each item.
2. Model number, including options. See "How To Build a Model Number".
3. Any special service required.

Note: • The □ indicates that a choice is required.
• The absence of the □ indicates that no choice is required.
• Alpha-numeric characters in place of □ indicate that no other alternatives are available.

HOW TO BUILD A MODEL NUMBER

Ⓐ Select basic model.

Ⓑ Select core type (plastic fluted core insert).

CP	- Fluted Clear Plastic Core
OP	- Fluted Opal Plastic Core; add $216

Ⓒ Select trim color.
Refer to the **Product Color Options** page in this price list.

SPECIAL SERVICES

Special Carton Marking

With specially marked information N/C

Shipping

Ships **knocked down, FOB Manitowoc, WI 54220, freight prepaid.** Freight class 70.

Specifications and prices are subject to change without prior notice.

Unite® Rolling Door

	MODEL	W x H	MODEL NUMBER Basic Model	Core Insert	Trim Color	Approx. Packaged Weight	Delivered Pricing
 URD	**Rolling Door-180° Inline Condition** • Includes door, attachment post, and inline door jamb • Door is non-handed and may be used in either right or left position • 64" models are monolithic; 80" models (shown at left) feature segmentation with trim at 64" • Polycarbonate core inserts feature horizontal fluting pattern • Non-locking • Actual door dimension extends 10-3/4" beyond its nominal door opening width • Panel to which door attaches must be the same width or wider than the nominal width of door, see Planning Guide for more details • See General Information preceding these pages for all conditions in plan view	44-3/8 x 63-15/16"	URD1803664	□□	□□	34.0#	$ 2372
		44-3/8 x 79-15/16"	URD1803680	□□	□□	44.0#	2814
		50-3/8 x 63-15/16"	URD1804264	□□	□□	36.0#	2440
		50-3/8 x 79-15/16"	URD1804280	□□	□□	45.0#	2916
 URD	**Rolling Door-90° Intersection Condition** • Includes door, attachment post, and 90° intersection trim with jamb • Door is non-handed and may be used in either right or left position • 64" models are monolithic; 80" models (shown at left) feature segmentation with trim at 64" • Polycarbonate core inserts feature horizontal fluting pattern • Non-locking • Actual door dimension extends 10-3/4" beyond its nominal door opening width • Panel to which door attaches must be the same width or wider than the nominal width of door, see Planning Guide for more details • See General Information preceding these pages for all conditions in plan view	44-3/8 x 63-15/16"	URD903664	□□	□□	42.0#	$ 2544
		44-3/8 x 79-15/16"	URD903680	□□	□□	54.0#	2982
		50-3/8 x 63-15/16"	URD904264	□□	□□	44.0#	2610
		50-3/8 x 79-15/16"	URD904280	□□	□□	55.0#	3086

Ⓐ Ⓑ Ⓒ

HOW TO ORDER

Indicate the following information on order form:
1. Quantity of each item.
2. Model number, including options. See "How To Build a Model Number".
3. Any special service required.

Note: • The □ indicates that a choice is required.
- The absence of the □ indicates that no choice is required.
- Alpha-numeric characters in place of □ indicate that no other alternatives are available.

HOW TO BUILD A MODEL NUMBER

Ⓐ Select basic model.

Ⓑ Select core type (plastic fluted core insert).

CP	- Fluted Clear Plastic Core
OP	- Fluted Opal Plastic Core; add $216

Ⓒ Select trim color.
Refer to the **Product Color Options** page in this price list.

SPECIAL SERVICES

Special Carton Marking

With specially marked information N/C

Shipping

Ships **knocked down, FOB Manitowoc, WI 54220, freight prepaid.** Freight class 70.

Specifications and prices are subject to change without prior notice.

Unite® Rolling Door

	MODEL	W x H	MODEL NUMBER Basic Model	Core Insert	Trim Color	Approx. Packaged Weight	Delivered Pricing
 URD	**Rolling Door-Dead End Condition** • Includes door, attachment post and 90° dead end jamb • Door is non-handed and may be used in either right or left position • 64" models are monolithic; 80" models (shown at left) feature segmentation with trim at 64" • Polycarbonate core inserts feature horizontal fluting pattern • Non-locking • Actual door dimension extends 10-3/4" beyond its nominal door opening width • Panel to which door attaches must be the same width or wider than the nominal width of door, see Planning Guide for more details • See General Information preceding these pages for all conditions in plan view	44-3/8 x 63-15/16"	URDDE3664	□□	□□	43.0#	$ 2509
		44-3/8 x 79-15/16"	URDDE3680	□□	□□	53.0#	2947
		50-3/8 x 63-15/16"	URDDE4264	□□	□□	45.0#	2576
		50-3/8 x 79-15/16"	URDDE4280	□□	□□	54.0#	3051
 URD	**Rolling Door-Double Dead End Condition** • Includes two doors, two attachment posts and double-sided center jamb post • 64" models are monolithic; 80" models (shown at left) feature segmentation with trim at 64" • Polycarbonate core inserts feature horizontal fluting pattern • Non-locking • Actual door dimension extends 10-3/4" beyond its nominal door opening width • Panel to which door attaches must be the same width or wider than the nominal width of door, see Planning Guide for more details • See General Information preceding these pages for all conditions in plan view	44-3/8 x 63-15/16"	URDDDE3664	□□	□□	65.0#	$ 4508
		44-3/8 x 79-15/16"	URDDDE3680	□□	□□	83.0#	5321
		50-3/8 x 63-15/16"	URDDDE4264	□□	□□	69.0#	4610
		50-3/8 x 79-15/16"	URDDDE4280	□□	□□	86.0#	5458
			Ⓐ	Ⓑ	Ⓒ		

HOW TO ORDER

Indicate the following information on order form:
1. Quantity of each item.
2. Model number, including options. See "How To Build a Model Number".
3. Any special service required.

Note: • The □ indicates that a choice is required.
- The absence of the □ indicates that no choice is required.
- Alpha-numeric characters in place of □ indicate that no other alternatives are available.

HOW TO BUILD A MODEL NUMBER

Ⓐ Select basic model.

Ⓑ Select core type (plastic fluted core insert).

CP	- Fluted Clear Plastic Core
OP	- Fluted Opal Plastic Core; add $216

Ⓒ Select trim color.
Refer to the **Product Color Options** page in this price list.

SPECIAL SERVICES

Special Carton Marking

With specially marked information N/C

Shipping

Ships **knocked down, FOB Manitowoc, WI 54220, freight prepaid.** Freight class 70.

Specifications and prices are subject to change without prior notice.

Unite® Rolling Door



URD

MODEL	W x H	MODEL NUMBER Basic Model Ⓐ	Core Insert Ⓑ	Trim Color Ⓒ	Approx. Packaged Weight	Delivered Pricing
Rolling Door-Building Wall Condition • Includes door, attachment post and jamb rail • Jamb rail attaches to building wall • Door is non-handed and may be used in either right or left position • 64" models are monolithic; 80" models (shown at left) feature segmentation with trim at 64" • Polycarbonate core inserts feature horizontal fluting pattern • Non-locking • Actual door dimension extends 10-3/4" beyond its nominal door opening width • Panel to which door attaches must be the same width or wider than the nominal width of door, see Planning Guide for more details • See General Information preceding these pages for all conditions in plan view	44-3/8 x 63-15/16"	URDBW3664	□□	□□	24.0#	$ 2000
	44-3/8 x 79-15/16"	URDBW3680	□□	□□	31.0#	2408
	50-3/8 x 63-15/16"	URDBW4264	□□	□□	26.0#	2066
	50-3/8 x 79-15/16"	URDBW4280	□□	□□	32.0#	2475

HOW TO ORDER

Indicate the following information on order form:
1. Quantity of each item.
2. Model number, including options. See "How To Build a Model Number".
3. Any special service required.

Note: • The □ indicates that a choice is required.
- The absence of the □ indicates that no choice is required.
- Alpha-numeric characters in place of □ indicate that no other alternatives are available.

HOW TO BUILD A MODEL NUMBER

Ⓐ Select basic model.

Ⓑ Select core type (plastic fluted core insert).

CP	- Fluted Clear Plastic Core
OP	- Fluted Opal Plastic Core; add $216

Ⓒ Select trim color.
Refer to the **Product Color Options** page in this price list.

SPECIAL SERVICES

Special Carton Marking

With specially marked information	N/C

Shipping

Ships **knocked down, FOB Manitowoc, WI 54220, freight prepaid.** Freight class 70.

Specifications and prices are subject to change without prior notice.

Unite® Rolling Door
Thresholds

Unite® Rolling Door
Thresholds

	MODEL	L	MODEL NUMBER Basic Model	MODEL NUMBER Finish	Approx. Packaged Weight	Delivered Pricing
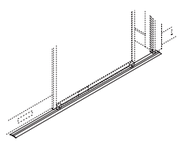 HRDPT	**Rolling Door-Threshold for use with Jamb Conditions** • Thresholds are an accessory, designed as an option to assist door tracking • Non-handed threshold model are specified by nominal door opening • Thresholds extend across the door opening and in front of the attachment panel • Length listed reflects attached endcaps, and corresponds to roughly twice the width of the door opening • Threshold kits include two types of floor attachment - (1) adhesive back hook pads that are effective on a variety of carpets or (2) double back foam tape pads that are effective on hard floors or hard pile carpet • Includes two aluminum end caps • Thresholds are extruded aluminum with either black or clear silver anodize color option	77-1/4”	URDT36	□□	5.0#	$ 274
		89-1/4”	URDT42	□□	5.0#	274
			Ⓐ	Ⓑ		

HOW TO ORDER

Indicate the following information on order form:
1. Quantity of each item.
2. Model number, including options. See “How To Build a Model Number”.
3. Any special service required.

Note: • The □ indicates that a choice is required.
- The absence of the □ indicates that no choice is required.
- Alpha-numeric characters in place of □ indicate that no other alternatives are available.

HOW TO BUILD A MODEL NUMBER

Ⓐ Select basic model.

Ⓑ Select finish.
Refer to the **Product Color Options** page in this price list.

SPECIAL SERVICES

Special Carton Marking

With specially marked information	N/C

Shipping

Ships **knocked down, FOB Manitowoc, WI 54220, freight prepaid.** Freight class 70.

Specifications and prices are subject to change without prior notice.

Unite® Rolling Door
Thresholds

Unite® Rolling Door
Thresholds

	MODEL	L	MODEL NUMBER Basic Model	MODEL NUMBER Finish	Approx. Packaged Weight	Delivered Pricing
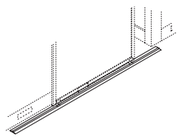 HRDPT	**Rolling Door-Threshold for use with No-Jamb Conditions** • Thresholds are an accessory, designed as an option to assist door tracking • Non-handed threshold model are specified by nominal door opening for rolling door in "no jamb" conditions that require wider doors and longer thresholds • Thresholds extend across the door opening and in front of the attachment panel • Length listed reflects attached endcaps, and corresponds to roughly twice the width of the door opening • Threshold kits include two types of floor attachment - (1) adhesive back hook pads that are effective on a variety of carpets or (2) double back foam tape pads that are effective on hard floors or hard pile carpet • Includes two aluminum end caps • Thresholds are extruded aluminum with either black or clear silver anodize color option	83-1/4"	URDTNJ36	☐☐	5.0#	$ 274
		95-1/4"	URDTNJ42	☐☐	5.0#	274
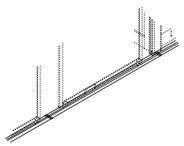 HRDPT	**Rolling Door-Continuous Threshold** • Thresholds are an accessory, designed as an option to assist door tracking • Continuous Threshold models are designed to be installed end to end • Consult space plan for the required linear feet • Threshold kits include two types of floor attachment - (1) adhesive back hook pads that are effective on a variety of carpets or (2) double back foam tape pads that are effective on hard floors or hard pile carpet • Includes one threshold and one aluminum end cap. End caps are not required at joints so only one end cap is included per model • Threshold is extruded aluminum with either black or clear silver anodize color option	96-1/4"	URDTC	☐☐	5.0#	$ 184
			Ⓐ	Ⓑ		

HOW TO ORDER

Indicate the following information on order form:
1. Quantity of each item.
2. Model number, including options. See "How To Build a Model Number".
3. Any special service required.

Note: • The ☐ indicates that a choice is required.
- The absence of the ☐ indicates that no choice is required.
- Alpha-numeric characters in place of ☐ indicate that no other alternatives are available.

HOW TO BUILD A MODEL NUMBER

Ⓐ Select basic model.

Ⓑ Select finish.
Refer to the **Product Color Options** page in this price list.

SPECIAL SERVICES

Special Carton Marking

With specially marked information N/C

Shipping

Ships **knocked down, FOB Manitowoc, WI 54220, freight prepaid.** Freight class 70.

Specifications and prices are subject to change without prior notice.

Electrical
10-Wire System 6 Circuit “810”

Electrical
10-Wire System 6 Circuit “810”

	MODEL	PANEL WIDTH	MODEL NUMBER Basic Model	Approx. Packaged Weight	Delivered Pricing
 HRDPT	**Rigid Wireway - 6 Circuit** • Distributes 10-wire power and allows receptacle mounting • Non-directional • Wireway can be mounted inside the base raceway or at beltway behind tile • Accomodates two duplex receptacles per side; maximum of four per wireway • Receptacles are purchased separately • Beltway power requires UETBWM for mounting	24”	UET6WW.24	2.0#	$ 129
		30”	UET6WW.30	2.0#	133
		36”	UET6WW.36	3.0#	139
		42”	UET6WW.42	3.0#	144
		48”	UET6WW.48	3.0#	151
		54”	UET6WW.54	4.0#	164
		60”	UET6WW.60	4.0#	164
		72”	UET6WW.72	4.0#	164
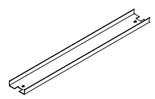 HRDPT	**Raceway Cable Trough - 6 Circuit** • Steel trough manages cords at raceway	24”	UETRT.24	0.9#	$ 14
		30”	UETRT.30	1.1#	15
		36”	UETRT.36	1.3#	19
		42”	UETRT.42	1.4#	22
		48”	UETRT.48	1.6#	23
		54”	UETRT.54	1.8#	25
		60”	UETRT.60	2.0#	28
		72”	UETRT.72	2.3#	32
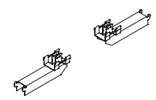 HRDPT	**Beltway-Height Harness Mounting Kit - 6 Circuit** • Allows harness to mount at beltway height • Includes mounting brackets and hard-ware		UETBWM	1.3#	$ 48
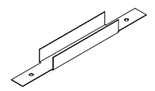 HRDPT	**Beltway Cable Trough - 6 Circuit** • Steel trough manages cords at beltway • Requires UETBWM for mounting	24”	UETBT.24	0.6#	$ 14
		30”	UETBT.30	0.8#	15
		36”	UETBT.36	0.9#	19
		42”	UETBT.42	1.1#	22
		48”	UETBT.48	1.3#	23
		54”	UETBT.54	1.5#	25
		60”	UETBT.60	1.6#	28
		72”	UETBT.72	1.9#	32

Ⓐ

HOW TO ORDER

Indicate the following information on order form:
1. Quantity of each item.
2. Model number, including options. See “How To Build a Model Number”.
3. Any special service required.

Note: • The ☐ indicates that a choice is required.
- The absence of the ☐ indicates that no choice is required.
- Alpha-numeric characters in place of ☐ indicate that no other alternatives are available.

HOW TO BUILD A MODEL NUMBER

Ⓐ Select basic model.

SPECIAL SERVICES

Special Carton Marking

With specially marked information N/C

Shipping

Ships **knocked down, FOB Manitowoc, WI 54220, freight prepaid.** Freight class 70.

Specifications and prices are subject to change without prior notice.

Electrical
10-Wire System 6 Circuit “810”

Electrical
10-Wire System 6 Circuit “810”

	MODEL	PANEL WIDTH	MODEL NUMBER Basic Model	Approx. Packaged Weight	Delivered Pricing
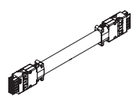 HRDPT	**Harness/Power Pass Through - 6 Circuit** • Distributes 10-wire power • Non-directional • Connects to adjacent rigid wireway or another harness/pass through • Receptacle access is not provided • Length is same as corresponding rigid wireway • Pass through requires panel-to-panel jumpers (ordered separately)	24”	UET6PP.24	1.0#	$ 150
		30”	UET6PP.30	2.0#	157
		36”	UET6PP.36	2.0#	157
		42”	UET6PP.42	2.0#	157
		48”	UET6PP.48	2.0#	164
		54”	UET6PP.54	3.0#	164
		60”	UET6PP.60	3.0#	164
		72”	UET6PP.72	3.0#	164
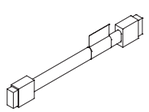 HRDPT	**In-Line Panel Jumper - 6 Circuit** • Used for in-line intersections • Non-directional	12” Length	UET6PJINL	1.0#	$ 66
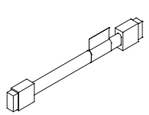 HRDPT	**Intersection Panel Jumper - 6 Circuit** • Used for intersections • Non-directional	15-1/2” Length	UET6PJINT	1.0#	$ 73

Ⓐ

HOW TO ORDER

Indicate the following information on order form:
1. Quantity of each item.
2. Model number, including options. See “How To Build a Model Number”.
3. Any special service required.

Note: • The ☐ indicates that a choice is required.
- The absence of the ☐ indicates that no choice is required.
- Alpha-numeric characters in place of ☐ indicate that no other alternatives are available.

HOW TO BUILD A MODEL NUMBER

Ⓐ Select basic model.

SPECIAL SERVICES

Special Carton Marking

With specially marked information N/C

Shipping

Ships **knocked down, FOB Manitowoc, WI 54220, freight prepaid.** Freight class 70.

Specifications and prices are subject to change without prior notice.

Electrical
10-Wire System 6 Circuit “810”

	MODEL	L	MODEL NUMBER Basic Model	Approx. Packaged Weight	Delivered Pricing
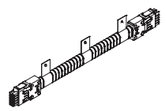 HRDPT	**Genius In-Line Panel Jumper - 6 Circuit** • Used to connect Genius® (UL 183) to Unite (UL 1286) at in-line conditions • Jumper is non-directional; however electrical system must originate from Genius® wall and terminate in Unite® panel • Electrical system cannot alternate between Genius® and Unite® • Steel corrogated sheathing and steel shielded connectors	18-1/2” Length	SET6PJINL	1.0#	$ 109
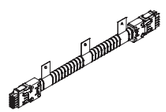 HRDPT	**Genius Intersection Panel Jumper - 6 Circuit** • Used to connect Genius® (UL 183) to Unite (UL 1286) at 90 degree intersection conditions • Jumper is non-directional; however electrical system must originate from Genius® wall and terminate in Unite panel • Electrical system cannot alternate between Genius® and Unite • Steel corrogated sheathing and steel shielded connectors	17-1/2” Length	SET6PJINT	1.0#	$ 109
 HRDPT	**Vertical Jumper - 6 Circuit** • Jumps power from base raceway to beltway • Non-directional	38-1/2” Length	UET6VJ	2.0#	$ 114

Ⓐ

HOW TO ORDER

Indicate the following information on order form:
1. Quantity of each item.
2. Model number, including options. See “How To Build a Model Number”.
3. Any special service required.

Note: • The ☐ indicates that a choice is required.
- The absence of the ☐ indicates that no choice is required.
- Alpha-numeric characters in place of ☐ indicate that no other alternatives are available.

HOW TO BUILD A MODEL NUMBER

Ⓐ Select basic model.

SPECIAL SERVICES

Special Carton Marking

With specially marked information N/C

Shipping

Ships **knocked down, FOB Manitowoc, WI 54220, freight prepaid.** Freight class 70.

Specifications and prices are subject to change without prior notice.

Electrical
10-Wire System 6 Circuit “810”/with Bezel for Raceway Use

Electrical
10-Wire System 6 Circuit “810”/with Bezel for Raceway Use

	MODEL	Features	MODEL NUMBER Basic Model	MODEL NUMBER Trim Color	Approx. Packaged Weight	Delivered Pricing
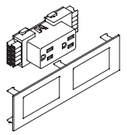 HRDPT	**15 Amp Duplex Receptacle with Bezel for Raceway Use - 6 Circuit** • Snaps to wireways of powered panels • Includes bezel with filler plate which can be removed to accept standard “modular furniture knockouts” or data plates • Receptacle color matches bezel color for circuits 1,2 and 3 • 4I, 5I and 6I circuit receptacles are stamped with orange triangle	Circuit 1	UET6RRC.1	□□	1.0#	$ 39
		Circuit 2	UET6RRC.2	□□	1.0#	39
		Circuit 3	UET6RRC.3	□□	1.0#	39
		Circuit 4	UET6RRC.4I	□□	1.0#	39
		Circuit 5	UET6RRC.5I	□□	1.0#	39
		Circuit 6	UET6RRC.6I	□□	1.0#	39
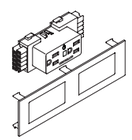 HRDPT	**15 Amp Duplex Controlled Receptacle with Bezel for Raceway Use - 6 Circuit** • Marked receptacles are to be used with a customer supplied sensor or timer at the infeed to conserve energy • Not for use for continuous power draw applications • Snaps to wireways of powered panels • Includes bezel with filler plate which can be removed to accept standard “modular furniture knockouts” or data plates • Receptacle color matches bezel color	Circuit 1	UET6RRC.1C	□□	1.0#	$ 39
		Circuit 2	UET6RRC.2C	□□	1.0#	39
		Circuit 3	UET6RRC.3C	□□	1.0#	39
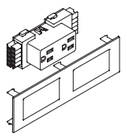 HRDPT	**20 Amp Receptacle with Bezel for Raceway Use - 6 Circuit** • Snaps to wireways of powered panels • Receptacle includes one 20 amp simplex and one 15 amp simplex • Occupies space of one duplex receptacle • Includes bezel with filler plate which can be removed to accept standard “modular furniture knockouts” or data plates • Receptacle color matches bezel color for circuits 1,2 and 3 • 4I, 5I and 6I circuit receptacles are stamped with orange triangle	Circuit 1	UET6R20R.1	□□	1.0#	$ 55
		Circuit 2	UET6R20R.2	□□	1.0#	55
		Circuit 3	UET6R20R.3	□□	1.0#	55
		Circuit 4	UET6R20R.4I	□□	1.0#	55
		Circuit 5	UET6R20R.5I	□□	1.0#	55
		Circuit 6	UET6R20R.6I	□□	1.0#	55
				Ⓐ		Ⓑ

HOW TO ORDER

Indicate the following information on order form:
1. Quantity of each item.
2. Model number, including options. See “How To Build a Model Number”.
3. Any special service required.

Note: • The □ indicates that a choice is required.
- The absence of the □ indicates that no choice is required.
- Alpha-numeric characters in place of □ indicate that no other alternatives are available.

HOW TO BUILD A MODEL NUMBER

Ⓐ Select basic model.

Ⓑ Select trim color.
Refer to the **Product Color Options** page in this price list.
Metallic finish not available.

SPECIAL SERVICES

Special Carton Marking

With specially marked information	N/C

Shipping

Ships **knocked down, FOB Manitowoc, WI 54220, freight prepaid.** Freight class 70.

Specifications and prices are subject to change without prior notice.

Electrical
10-Wire System 6 Circuit “810”/for Beltway Use

Electrical
10-Wire System 6 Circuit “810”/for Beltway Use

	MODEL	Features	MODEL NUMBER Basic Model (A)	Trim Color (B)	Approx. Packaged Weight	Delivered Pricing
 HRDPT	**15 Amp Duplex Receptacle for Beltway Use - 6 Circuit** • Snaps to wireways of powered panels • Receptacle color is specified only for circuits 1,2 and 3 • 4I, 5I and 6I circuit receptacles are stamped with orange triangle • Bezel is pre-specified within beltway tile • For use at beltway only: raceway receptacles are listed separately	Circuit 1	UET6BRC.1	☐☐	1.0#	$ 32
		Circuit 2	UET6BRC.2	☐☐	1.0#	32
		Circuit 3	UET6BRC.3	☐☐	1.0#	32
		Circuit 4	UET6BRC.4I	☐☐	1.0#	32
		Circuit 5	UET6BRC.5I	☐☐	1.0#	32
		Circuit 6	UET6BRC.6I	☐☐	1.0#	32
 HRDPT	**15 Amp Duplex Controlled Receptacle for Beltway Use - 6 Circuit** • Marked receptacles are to be used with a customer supplied sensor or timer at the infeed to conserve energy • Not for use for continuous power draw applications • Snaps to wireways of powered panels • Bezel is pre-specified within beltway tile • For use at beltway only: raceway receptacles are listed separately	Circuit 1	UET6BRC.1C	☐☐	1.0#	$ 32
		Circuit 2	UET6BRC.2C	☐☐	1.0#	32
		Circuit 3	UET6BRC.3C	☐☐	1.0#	32
 HRDPT	**20 Amp Receptacle for Beltway Use - 6 Circuit** • Snaps to wireways of powered panels • Receptacle includes one 20-amp simplex and one 15-amp simplex • 4I, 5I and 6I circuit receptacles are stamped with orange triangle • Bezel is pre-specified within beltway tile • For use at beltway only: raceway receptacles are listed separately	Circuit 1	UET6B20R.1	☐☐	1.0#	$ 52
		Circuit 2	UET6B20R.2	☐☐	1.0#	52
		Circuit 3	UET6B20R.3	☐☐	1.0#	52
		Circuit 4	UET6B20R.4I	☐☐	1.0#	52
		Circuit 5	UET6B20R.5I	☐☐	1.0#	52
		Circuit 6	UET6B20R.6I	☐☐	1.0#	52

HOW TO ORDER

Indicate the following information on order form:
1. Quantity of each item.
2. Model number, including options. See “How To Build a Model Number”.
3. Any special service required.

Note: • The ☐ indicates that a choice is required.
- The absence of the ☐ indicates that no choice is required.
- Alpha-numeric characters in place of ☐ indicate that no other alternatives are available.

HOW TO BUILD A MODEL NUMBER

A Select basic model.

B Select trim color.
Refer to the **Product Color Options** page in this price list.
Metallic finish not available.

SPECIAL SERVICES

Special Carton Marking

With specially marked information N/C

Shipping

Ships **knocked down, FOB Manitowoc, WI 54220, freight prepaid.** Freight class 70.

Specifications and prices are subject to change without prior notice.

Electrical
10-Wire System 6 Circuit “810”

Electrical
10-Wire System 6 Circuit “810”

	MODEL	L	MODEL NUMBER Basic Model	MODEL NUMBER Trim Color	Approx. Packaged Weight	Delivered Pricing
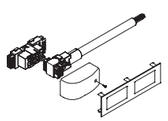 HRDPT	**Base Infeed with Bezel for Raceway Base - 6 Circuit** • Infeed is non-handed • Includes bezel with filler plate which can be removed to accept “modular furniture knockouts” for data plates • For use with standard or tile to floor bases only	72”	UET6RBFU	□□	7.0#	$ 204
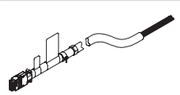 HRDPT	**Base Infeed for Elevated Base - 6 Circuit** • Infeed is non-handed • For use with elevated base only • Infeed connects to rigid wireway at beltway	72”	UET6LBFU	□□	7.0#	$ 204
			Ⓐ	Ⓑ		

HOW TO ORDER

Indicate the following information on order form:
1. Quantity of each item.
2. Model number, including options. See “How To Build a Model Number”.
3. Any special service required.

Note: • The □ indicates that a choice is required.
- The absence of the □ indicates that no choice is required.
- Alpha-numeric characters in place of □ indicate that no other alternatives are available.

HOW TO BUILD A MODEL NUMBER

Ⓐ Select basic model.

Ⓑ Select trim color.
Refer to the **Product Color Options** page in this price list.
Metallic finish not available.

SPECIAL SERVICES

Special Carton Marking

With specially marked information N/C

Shipping

Ships **knocked down, FOB Manitowoc, WI 54220, freight prepaid.** Freight class 70.

Specifications and prices are subject to change without prior notice.

Electrical
10-Wire System 6 Circuit “810”

	MODEL	PANEL WIDTH	MODEL NUMBER Basic Model	Power Option	Trim Color	Approx. Packaged Weight	Delivered Pricing
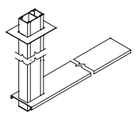 UETF UETF	**Top Feed with 7-Foot Pole and Top Cap - 6 Circuit** • Topfeed must be specified by length of top cap • For use at top of panel only • When powered, infeed connects to either end of rigid wireway at base or beltway • Does not occupy space for duplex receptacles • Includes aluminum topfeed power pole, ceiling trim, top cap, and infeed when powered • Infeed length 144” adds 14lbs to ship weight	24”	UETF0724	☐	☐☐	7.3#	$ 398
		30”	UETF0730	☐	☐☐	7.4#	416
		36”	UETF0736	☐	☐☐	7.6#	418
		42”	UETF0742	☐	☐☐	7.8#	427
		48”	UETF0748	☐	☐☐	8.0#	429
		54”	UETF0754	☐	☐☐	8.2#	430
		60”	UETF0760	☐	☐☐	8.4#	432
		72”	UETF0772	☐	☐☐	8.8#	458
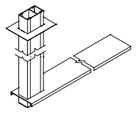 UETF UETF	**Top Feed with 10-foot Pole and Top Cap - 6 Circuit** • Topfeed must be specified by length of top cap • For use at top of panel only • When powered, infeed connects to either end of rigid wireway at base or beltway • Does not occupy space for duplex receptacles • Includes aluminum topfeed power pole, ceiling trim, top cap, and infeed when powered • Infeed length 216” adds 19lbs to ship weight	24”	UETF1024	☐	☐☐	9.6#	$ 508
		30”	UETF1030	☐	☐☐	9.8#	525
		36”	UETF1036	☐	☐☐	10.0#	529
		42”	UETF1042	☐	☐☐	10.2#	542
		48”	UETF1048	☐	☐☐	10.4#	543
		54”	UETF1054	☐	☐☐	10.6#	546
		60”	UETF1060	☐	☐☐	10.8#	547
		72”	UETF1072	☐	☐☐	11.2#	571
				Ⓑ	Ⓒ		

HOW TO ORDER

Indicate the following information on order form:
1. Quantity of each item.
2. Model number, including options. See “How To Build a Model Number”.
3. Any special service required.

Note: • The ☐ indicates that a choice is required.
- The absence of the ☐ indicates that no choice is required.
- Alpha-numeric characters in place of ☐ indicate that no other alternatives are available.

HOW TO BUILD A MODEL NUMBER

Ⓐ Select basic model.

Ⓑ Select power.

N	- No power; for hardwire (Chicago) installations
4	- 442 power infeed; add $204
6	- 622 power infeed; add $204

Note: For Chicago and New York electrical requirements, contact your Customer Service Representative.

Ⓒ Select trim color.
Refer to the **Product Color Options** page in this price list.
Metallic finish not available.

SPECIAL SERVICES

Special Carton Marking

With specially marked information	N/C

Shipping

Ships **knocked down, FOB Manitowoc, WI 54220, freight prepaid.** Freight class 70.

Specifications and prices are subject to change without prior notice.

Electrical
10-Wire System 4 Circuit “810”

	MODEL	PANEL WIDTH	MODEL NUMBER Basic Model	Approx. Packaged Weight	Delivered Pricing
 HRDPT	**Rigid Wireway - 4 Circuit** • Distributes 10-wire power and allows receptacle mounting • Non-directional • Wireway can be mounted inside the base raceway or at beltway behind tile • Accomodates two duplex receptacles per side. Maximum of four per wireway • Receptacles purchased separately • Beltway power requires UETBWM for mounting	24”	UET4WW.24	2.0#	$ 129
		30”	UET4WW.30	2.0#	133
		36”	UET4WW.36	3.0#	139
		42”	UET4WW.42	3.0#	144
		48”	UET4WW.48	3.0#	151
		54”	UET4WW.54	3.0#	156
		60”	UET4WW.60	4.0#	158
		72”	UET4WW.72	4.0#	164
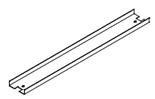 HRDPT	**Raceway Cable Trough - 4 Circuit** • Steel trough manages cords at raceway	24”	UETRT.24	0.9#	$ 14
		30”	UETRT.30	1.1#	15
		36”	UETRT.36	1.3#	19
		42”	UETRT.42	1.4#	22
		48”	UETRT.48	1.6#	23
		54”	UETRT.54	1.8#	25
		60”	UETRT.60	2.0#	28
		72”	UETRT.72	2.3#	32
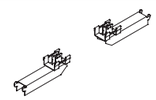 HRDPT	**Beltway-Height Harness Mounting Kit - 4 Circuit** • Allows harness to mount at beltway height • Includes mounting brackets and hard-ware		UETBWM	1.3#	$ 48
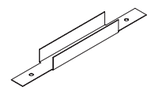 HRDPT	**Beltway Cable Trough - 4 Circuit** • Steel trough manages cords at beltway • Requires UETBWM for mounting	24”	UETBT.24	0.6#	$ 14
		30”	UETBT.30	0.8#	15
		36”	UETBT.36	0.9#	19
		42”	UETBT.42	1.1#	22
		48”	UETBT.48	1.3#	23
		54”	UETBT.54	1.5#	25
		60”	UETBT.60	1.6#	28
		72”	UETBT.72	1.9#	32

Ⓐ

HOW TO ORDER

Indicate the following information on order form:
1. Quantity of each item.
2. Model number, including options. See “How To Build a Model Number”.
3. Any special service required.

Note: • The ☐ indicates that a choice is required.
- The absence of the ☐ indicates that no choice is required.
- Alpha-numeric characters in place of ☐ indicate that no other alternatives are available.

HOW TO BUILD A MODEL NUMBER

Ⓐ Select basic model.

SPECIAL SERVICES

Special Carton Marking

With specially marked information N/C

Shipping

Ships **knocked down, FOB Manitowoc, WI 54220, freight prepaid.** Freight class 70.

Specifications and prices are subject to change without prior notice.

Electrical
10-Wire System 4 Circuit “810”

Electrical
10-Wire System 4 Circuit “810”

	MODEL	PANEL WIDTH	MODEL NUMBER Basic Model	Approx. Packaged Weight	Delivered Pricing
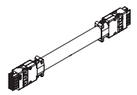 HRDPT	**Harness/Power Pass Through - 4 Circuit** • Distributes 10-wire power • Non-directional • Connects to adjacent Rigid Wireway or or another Harness/Pass Through • Receptacle access is not provided • Length is same as corresponding Rigid Wireway • Pass through requires panel-to-panel jumpers (ordered separately)	24”	UET4PP.24	1.0#	$ 150
		30”	UET4PP.30	2.0#	157
		36”	UET4PP.36	2.0#	157
		42”	UET4PP.42	2.0#	157
		48”	UET4PP.48	2.0#	164
		54”	UET4PP.54	3.0#	164
		60”	UET4PP.60	3.0#	164
		72”	UET4PP.72	3.0#	164
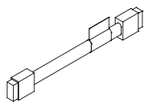 HRDPT	**In-Line Panel Jumper - 4 Circuit** • Used for in-line intersections • Non-directional	12” Length	UET4PJINL	1.0#	$ 66
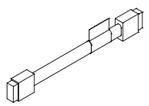 HRDPT	**Intersection Panel Jumper - 4 Circuit** • Used for intersections • Non-directional	15-1/2” Length	UET4PJINT	1.0#	$ 73
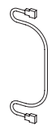 HRDPT	**Vertical Jumper - 4 Circuit** • Jumps power from base raceway to beltway • Non-directional	38-1/2” Length	UET4VJ	2.0#	$ 114

Ⓐ

HOW TO ORDER

Indicate the following information on order form:
1. Quantity of each item.
2. Model number, including options. See “How To Build a Model Number”.
3. Any special service required.

Note: • The ☐ indicates that a choice is required.
- The absence of the ☐ indicates that no choice is required.
- Alpha-numeric characters in place of ☐ indicate that no other alternatives are available.

HOW TO BUILD A MODEL NUMBER

Ⓐ Select basic model.

SPECIAL SERVICES

Special Carton Marking

With specially marked information N/C

Shipping

Ships **knocked down, FOB Manitowoc, WI 54220, freight prepaid.** Freight class 70.

Specifications and prices are subject to change without prior notice.

Electrical

10-Wire System 4 Circuit “810”/with Bezel for Raceway Use

Electrical

10-Wire System 4 Circuit “810”/with Bezel for Raceway Use

	MODEL	Features	MODEL NUMBER Basic Model	MODEL NUMBER Trim Color	Approx. Packaged Weight	Delivered Pricing
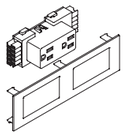 HRDPT	**15-Amp Duplex Receptacle with Bezel for Raceway Use - 4 Circuit** • Snaps to wireways of powered panels • Includes bezel with filler plate which can be removed to accept standard “modular furniture knockouts” or data plates • Receptacle color matches bezel color for circuits 1 and 2 • 3I and 4I circuit receptacles are stamped with orange triangle	Circuit 1	UET4RRC.1	□□	1.0#	$ 39
		Circuit 2	UET4RRC.2	□□	1.0#	39
		Circuit 3	UET4RRC.3I	□□	1.0#	39
		Circuit 4	UET4RRC.4I	□□	1.0#	39
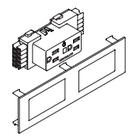 HRDPT	**15-Amp Duplex Controlled Receptacle with Bezel for Raceway Use - 4 Circuit** • Marked receptacles are to be used with a customer supplied sensor or timer at the infeed to conserve energy • Not for use for continuous power draw applications • Snaps to wireways of powered panels • Includes bezel with filler plate which can be removed to accept standard “modular furniture knockouts” or data plates • Receptacle color matches bezel color	Circuit 1	UET4RRC.1C	□□	1.0#	$ 39
		Circuit 2	UET4RRC.2C	□□	1.0#	39
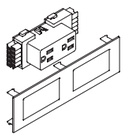 HRDPT	**20-Amp Receptacle with Bezel for Raceway Use - 4 Circuit** • Snaps to wireways of powered panels • Receptacle includes one 20 amp simplex and one 15 amp simplex • Occupies space of one duplex receptacle • Includes bezel with filler plate which can be removed to accept standard “modular furniture knockouts” or data plates • Receptacle color matches bezel color for circuits 1 and 2 • 4I circuit receptacles are stamped with orange triangle	Circuit 1	UET4R20R.1	□□	1.0#	$ 55
		Circuit 2	UET4R20R.2	□□	1.0#	55
		Circuit 4	UET4R20R.4I	□□	1.0#	55

Ⓐ Ⓑ

HOW TO ORDER

Indicate the following information on order form:
1. Quantity of each item.
2. Model number, including options. See “How To Build a Model Number”.
3. Any special service required.

Note: • The □ indicates that a choice is required.
- The absence of the □ indicates that no choice is required.
- Alpha-numeric characters in place of □ indicate that no other alternatives are available.

HOW TO BUILD A MODEL NUMBER

Ⓐ Select basic model.

Ⓑ Select trim color.
Refer to the **Product Color Options** page in this price list.
Metallic finish not available.

SPECIAL SERVICES

Special Carton Marking

With specially marked information	N/C

Shipping

Ships **knocked down, FOB Manitowoc, WI 54220, freight prepaid.** Freight class 70.

Specifications and prices are subject to change without prior notice.

Electrical
10-Wire System 4 Circuit “810”/for Beltway Use

Electrical
10-Wire System 4 Circuit “810”/for Beltway Use

	MODEL	Features	MODEL NUMBER Basic Model	MODEL NUMBER Trim Color (A)	Approx. Packaged Weight	Delivered Pricing
 HRDPT	**15-Amp Duplex Receptacle for Beltway Use - 4 Circuit** • Snaps to wireways of powered panels • Receptacle color is specified only for circuits 1,and 2 • 3I and 4I circuit receptacles are stamped with orange triangle • Bezel is pre-specified within beltway tile • For use at beltway only: raceway receptacles are listed separately	Circuit 1	UET4BRC.1	☐☐	1.0#	$ 32
		Circuit 2	UET4BRC.2	☐☐	1.0#	32
		Circuit 3	UET4BRC.3I	☐☐	1.0#	32
		Circuit 4	UET4BRC.4I	☐☐	1.0#	32
 HRDPT	**15-Amp Duplex Controlled Receptacle for Beltway Use - 4 Circuit** • Marked receptacles are to be used with a customer supplied sensor or timer at the infeed to conserve energy • Not for use for continuous power draw applications • Snaps to wireways of powered panels • Bezel is pre-specified within beltway tile • For use at beltway only: raceway receptacles are listed separately	Circuit 1	UET4BRC.1C	☐☐	1.0#	$ 32
		Circuit 2	UET4BRC.2C	☐☐	1.0#	32
 HRDPT	**20-Amp Receptacle for Beltway Use - 4 Circuit** • Snaps to wireways of powered panels • Receptacle includes one 20-amp simplex and one 15-amp simples • 4I circuit receptacle is stamped with orange triangle • Bezel is pre-specified within beltway tile • For use at beltway only: raceway receptacles are listed separately	Circuit 1	UET4B20R.1	☐☐	1.0#	$ 52
		Circuit 2	UET4B20R.2	☐☐	1.0#	52
		Circuit 4	UET4B20R.4I	☐☐	1.0#	52

Ⓐ Ⓑ

HOW TO ORDER

Indicate the following information on order form:
1. Quantity of each item.
2. Model number, including options. See “How To Build a Model Number”.
3. Any special service required.

Note: • The ☐ indicates that a choice is required.
- The absence of the ☐ indicates that no choice is required.
- Alpha-numeric characters in place of ☐ indicate that no other alternatives are available.

HOW TO BUILD A MODEL NUMBER

Ⓐ Select basic model.

Ⓑ Select trim color.
Refer to the **Product Color Options** page in this price list.
Metallic finish not available.

SPECIAL SERVICES

Special Carton Marking

With specially marked information N/C

Shipping
Ships **knocked down, FOB Manitowoc, WI 54220, freight prepaid.** Freight class 70.

Specifications and prices are subject to change without prior notice.

Electrical
10-Wire System 4 Circuit “810”

Electrical
10-Wire System 4 Circuit “810”

	MODEL	L	MODEL NUMBER Basic Model	MODEL NUMBER Trim Color	Approx. Packaged Weight	Delivered Pricing
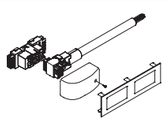 HRDPT	**Base Infeed with Bezel for Raceway Base - 4 Circuit** • Infeed is non-handed • Includes bezel with filler plate which can be removed to accept “modular furniture knockouts” for data plates • For use with standard or tile to floor bases only	72”	UET4RBFU	□□	7.0#	$ 204
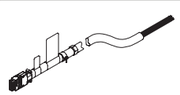 HRDPT	**Base Infeed for Elevated Base - 4 Circuit** • Infeed is non-handed • For use with elevated base only • Infeed connects to rigid wireway at beltway	72”	UET4LBFU	□□	7.0#	$ 204
			Ⓐ	Ⓑ		

HOW TO ORDER

Indicate the following information on order form:
1. Quantity of each item.
2. Model number, including options. See “How To Build a Model Number”.
3. Any special service required.

Note: • The □ indicates that a choice is required.
- The absence of the □ indicates that no choice is required.
- Alpha-numeric characters in place of □ indicate that no other alternatives are available.

HOW TO BUILD A MODEL NUMBER

Ⓐ Select basic model.

Ⓑ Select trim color.
Refer to the **Product Color Options** page in this price list.
Metallic finish not available.

SPECIAL SERVICES

Special Carton Marking

With specially marked information N/C

Shipping

Ships **knocked down, FOB Manitowoc, WI 54220, freight prepaid.** Freight class 70.

Specifications and prices are subject to change without prior notice.

Electrical
10-Wire System 4 Circuit “810”

	MODEL	PANEL WIDTH	MODEL NUMBER Basic Model	Power Option	Trim Color	Approx. Packaged Weight	Delivered Pricing
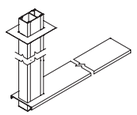 UETF UETF	**Top Feed with 7-Foot Pole and Top Cap - 4 Circuit** • Topfeed must be specified by length of top cap • For use at top of panel only • When powered,infeed connects to either end of rigid wireway at base or beltway • Does not occupy space for duplex receptacles • Includes aluminum topfeed power pole, ceiling trim, top cap, and infeed when powered • Infeed length 144” adds 14lbs to ship weight	24”	UETF0724	☐	☐☐	7.3#	$ 398
		30”	UETF0730	☐	☐☐	7.4#	416
		36”	UETF0736	☐	☐☐	7.6#	418
		42”	UETF0742	☐	☐☐	7.8#	427
		48”	UETF0748	☐	☐☐	8.0#	429
		54”	UETF0754	☐	☐☐	8.2#	430
		60”	UETF0760	☐	☐☐	8.4#	432
		72”	UETF0772	☐	☐☐	8.8#	458
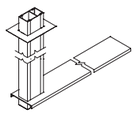 UETF UETF	**Top Feed with 10-foot Pole and Top Cap - 4 Circuit** • Topfeed must be specified by length of top cap • For use at top of panel only • When powered, infeed conncects to either end of rigid wireway at base or beltway • Does not occupy space for duplex receptacles • Includes aluminum topfeed power pole, ceiling trim, top cap, and infeed when powered • Infeed length 216” adds 19lbs to ship weight	24”	UETF1024	☐	☐☐	9.6#	$ 508
		30”	UETF1030	☐	☐☐	9.8#	525
		36”	UETF1036	☐	☐☐	10.0#	529
		42”	UETF1042	☐	☐☐	10.2#	542
		48”	UETF1048	☐	☐☐	10.4#	543
		54”	UETF1054	☐	☐☐	10.6#	546
		60”	UETF1060	☐	☐☐	10.8#	547
		72”	UETF1072	☐	☐☐	11.2#	571
				Ⓐ	Ⓑ Ⓒ		

HOW TO ORDER

Indicate the following information on order form:
1. Quantity of each item.
2. Model number, including options. See “How To Build a Model Number”.
3. Any special service required.

Note: • The ☐ indicates that a choice is required.
- The absence of the ☐ indicates that no choice is required.
- Alpha-numeric characters in place of ☐ indicate that no other alternatives are available.

HOW TO BUILD A MODEL NUMBER

Ⓐ Select basic model.

Ⓑ Select power.

N	- No power; for hardwire (Chicago) installations
4	- 442 power infeed; add $204
6	- 622 power infeed; add $204

Note: For Chicago and New York electrical requirements, contact your Customer Service Representative.

Ⓒ Select trim color.
Refer to the **Product Color Options** page in this price list.
Metallic finish not available.

SPECIAL SERVICES

Special Carton Marking

With specially marked information	N/C

Shipping

Ships **knocked down, FOB Manitowoc, WI 54220, freight prepaid.** Freight class 70.

Specifications and prices are subject to change without prior notice.

Electrical
New York Power - 10-Wire System 6 or 4 Circuit “810”

Electrical
New York Power - 10-Wire System 6 or 4 Circuit “810”

	MODEL	MODEL NUMBER Basic Model	Power Option	Trim Color	Whip Color	Approx. Packaged Weight	Delivered Pricing
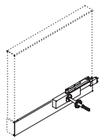 UENY HRDPT	**New York Base Infeed with Race Way Cover** • City of New York approved power entry box with panel to panel jumper • Infeed must be specified by width of panel • Infeed comes with painted steel raceway cover with entry hole and grommet for inlet • Can be used at base level only • 72” whip is color matched to trim • Entry box is mounted to bottom horizontal and inlet whip enters one side of the panel • Panel jumper is hard wired to infeed box and plugs into wireway of adjacent panel • Infeed compatible with the 10-Wire System “810”. Specify either 6 or 4 circuit	UETNYBF24	□	□□	□□□	12.3#	$ 584
		UETNYBF30	□	□□	□□□	12.6#	586
		UETNYBF36	□	□□	□□□	12.8#	590
		UETNYBF42	□	□□	□□□	13.6#	594
		UETNYBF48	□	□□	□□□	13.8#	596
		UETNYBF54	□	□□	□□□	0.0#	614
		UETNYBF60	□	□□	□□□	14.5#	601
		UETNYBF72	□	□□	□□□	15.0#	607
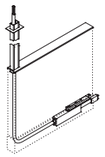 UENY HRDPT	**New York Power Top Feed with 7-foot Pole and Top Cap** • Topfeed must be specified by length of top cap • For use at top of panel only • Infeed connects at base raceway • Includes aluminum topfeed power pole, ceiling trim and infeed • 216” of conduit provided • Top feed compatible with the 10-Wire System “810”. Specify either 6 or 4 circuit	UETNYTF0730	□	□□		31.4#	$ 790
		UETNYTF0736	□	□□		31.6#	796
		UETNYTF0742	□	□□		32.3#	805
		UETNYTF0748	□	□□		32.5#	807
		UETNYTF0754	□	□□		0.0#	831
		UETNYTF0760	□	□□		33.1#	809
		UETNYTF0772	□	□□		33.5#	829
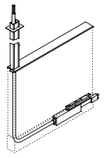 UENY HRDPT	**New York Power Top Feed with 10-foot Pole and Top Cap** • Topfeed must be specified by length of top cap • For use at top of panel only • Infeed connects at base raceway • Includes aluminum topfeed power pole, ceiling trim and infeed • 216” of conduit provided • Top feed compatible with the 10-Wire System “810”. Specify either 6 or 4 circuit	UETNYTF1030	□	□□		33.8#	$ 828
		UETNYTF1036	□	□□		34.0#	831
		UETNYTF1042	□	□□		34.7#	836
		UETNYTF1048	□	□□		34.9#	848
		UETNYTF1054	□	□□		0.0#	872
		UETNYTF1060	□	□□		35.5#	850
		UETNYTF1072	□	□□		35.9#	875
			Ⓐ	Ⓑ	Ⓒ	Ⓓ	

HOW TO ORDER

Indicate the following information on order form:
1. Quantity of each item.
2. Model number, including options. See “How To Build a Model Number”.
3. Any special service required.

Note: • The □ indicates that a choice is required.
• The absence of the □ indicates that no choice is required.
• Alpha-numeric characters in place of □ indicate that no other alternatives are available.

HOW TO BUILD A MODEL NUMBER

Ⓐ Select basic model.

Ⓑ Select power.

4	- 4 Circuit
6	- 6 Circuit

Ⓒ Select trim color.
Refer to the **Product Color Options** page in this price list.

Ⓓ Select whip color.
Refer to the **Product Color Options** page in this price list.

SPECIAL SERVICES

Special Carton Marking

With specially marked information	N/C

Shipping

Ships **knocked down, FOB Manitowoc, WI 54220, freight prepaid.** Freight class 70.

Specifications and prices are subject to change without prior notice.

Worksurfaces
Rectangular

KI

Worksurfaces
Rectangular

	MODEL	A x B	MODEL NUMBER: Basic Model	Edge Style	Grommet Location	Surface Finish	Edge Color	Grommet Color	Approx. Packaged Weight	74P Edge (74P)	Knife Edge (KN)
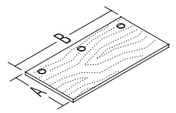 UWR	**Rectangular Worksurfaces - 18" D** • Brackets and/or supports are specified separately, two required for 24"-72" and three required for larger than 72" • 60" and larger worksurfaces are reinforced • Grommet locations are shown	18 x 24"	UWR1824	□□□	□□□	□□□	□□□	□□	17.0#	$ 238	$ 275
		18 x 30"	UWR1830	□□□	□□□	□□□	□□□	□□	20.0#	266	300
		18 x 36"	UWR1836	□□□	□□□	□□□	□□□	□□	24.0#	285	326
		18 x 42"	UWR1842	□□□	□□□	□□□	□□□	□□	27.0#	334	381
		18 x 48"	UWR1848	□□□	□□□	□□□	□□□	□□	30.0#	359	411
		18 x 54"	UWR1854	□□□	□□□	□□□	□□□	□□	33.0#	375	428
		18 x 60"	UWR1860	□□□	□□□	□□□	□□□	□□	38.0#	388	448
		18 x 66	UWR1866	□□□	□□□	□□□	□□□	□□	41.0#	404	459
		18 x 72	UWR1872	□□□	□□□	□□□	□□□	□□	44.0#	411	468
UWR	**Rectangular Worksurfaces - 22" D** • 22" deep worksurfaces optimize alignment with U Series 22" storage elements • Brackets and/or supports are specified separately, two required for 24"-72" and three required for larger than 72" • 60" and larger worksurfaces are reinforced • Grommet locations are shown	22 x 24	UWR2224	□□□	□□□	□□□	□□□	□□	20.0#	$ 242	$ 279
		22 x 30	UWR2230	□□□	□□□	□□□	□□□	□□	24.0#	271	307
		22 x 36	UWR2236	□□□	□□□	□□□	□□□	□□	28.0#	295	336
		22 x 42	UWR2242	□□□	□□□	□□□	□□□	□□	32.0#	348	397
		22 x 48	UWR2248	□□□	□□□	□□□	□□□	□□	36.0#	375	428
		22 x 54	UWR2254	□□□	□□□	□□□	□□□	□□	39.0#	397	453
		22 x 60	UWR2260	□□□	□□□	□□□	□□□	□□	45.0#	413	469
		22 x 66	UWR2266	□□□	□□□	□□□	□□□	□□	49.0#	425	483
		22 x 72	UWR2272	□□□	□□□	□□□	□□□	□□	53.0#	430	494
		22 x 84	UWR2284	□□□	□□□	□□□	□□□	□□	60.0#	461	527
		22 x 96	UWR2296	□□□	□□□	□□□	□□□	□□	68.0#	479	546
UWR	**Rectangular Worksurfaces - 24" D** • Brackets and/or supports are specified separately, two required for 24"-72" and three required for larger than 72" • 60" and larger worksurfaces are reinforced • Grommet locations are shown	24 x 24	UWR2424	□□□	□□□	□□□	□□□	□□	21.0#	$ 242	$ 279
		24 x 30	UWR2430	□□□	□□□	□□□	□□□	□□	26.0#	271	307
		24 x 36	UWR2436	□□□	□□□	□□□	□□□	□□	30.0#	295	336
		24 x 42	UWR2442	□□□	□□□	□□□	□□□	□□	34.0#	348	397
		24 x 48	UWR2448	□□□	□□□	□□□	□□□	□□	38.0#	375	428
		24 x 54	UWR2454	□□□	□□□	□□□	□□□	□□	43.0#	397	453
		24 x 60	UWR2460	□□□	□□□	□□□	□□□	□□	48.0#	413	469
		24 x 66	UWR2466	□□□	□□□	□□□	□□□	□□	53.0#	425	483
		24 x 72	UWR2472	□□□	□□□	□□□	□□□	□□	57.0#	430	494
		24 x 84	UWR2484	□□□	□□□	□□□	□□□	□□	65.0#	461	527
		24 x 96	UWR2496	□□□	□□□	□□□	□□□	□□	74.0#	479	546
				Ⓐ	Ⓑ	Ⓒ	Ⓓ	Ⓔ	Ⓕ		

HOW TO ORDER

Indicate the following information on order form:
1. Quantity of each item.
2. Model number, including options. See "How To Build a Model Number".
3. Any special service required.

Note: • The □ indicates that a choice is required.
- The absence of the □ indicates that no choice is required.
- Alpha-numeric characters in place of □ indicate that no other alternatives are available.

HOW TO BUILD A MODEL NUMBER

Ⓐ Select basic model.

Ⓑ Select edge style.

74P	- 74P edge
KN	- Knife edge

Ⓒ Select grommet location.

N	- Grommet : No grommet
L	- Grommet : Left; add $31
C	- Grommet : Center; add $31
R	- Grommet : Right; add $31
LR	- Grommet : Left/right; add $62
LC	- Grommet : Left /center; add $62
CR	- Grommet : Center/right; add $62
LCR	- Grommet : Left/center/right; add $91

Ⓓ Select surface finish.
Refer to the **Product Color Options** page in this price list.
Surface finish offerings are based on edge style selections.

Ⓔ Select edge color.
Refer to the **Product Color Options** page in this price list.

Ⓕ Select grommet color.
Refer to the **Product Color Options** page in this price list.

SPECIAL SERVICES

Special Carton Marking

With specially marked information N/C

Shipping

Ships **knocked down, FOB Manitowoc, WI 54220, freight prepaid.** Freight class 70.

Specifications and prices are subject to change without prior notice.

Worksurfaces
Rectangular

KI

Worksurfaces
Rectangular

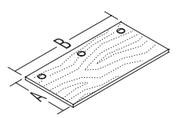

UWR

Rectangular Worksurfaces - 30" D
- Brackets and/or supports are specified separately, two required for 24"-72" and three required for larger than 72"
- 60" and larger worksurfaces are reinforced
- Grommet locations are shown

MODEL	A x B	MODEL NUMBER Basic Model	Edge Style	Grommet Location	Surface Finish	Edge Color	Grommet Color	Approx. Packaged Weight	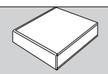 74P Edge (74P)	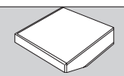 Knife Edge (KN)
	30 x 24	UWR3024	□□□	□□□	□□□	□□□	□□	26.0#	$ 271	$ 307
	30 x 30	UWR3030	□□□	□□□	□□□	□□□	□□	31.0#	295	336
	30 x 36	UWR3036	□□□	□□□	□□□	□□□	□□	36.0#	322	367
	30 x 42	UWR3042	□□□	□□□	□□□	□□□	□□	41.0#	370	421
	30 x 48	UWR3048	□□□	□□□	□□□	□□□	□□	47.0#	404	459
	30 x 54	UWR3054	□□□	□□□	□□□	□□□	□□	52.0#	418	477
	30 x 60	UWR3060	□□□	□□□	□□□	□□□	□□	59.0#	431	495
	30 x 66	UWR3066	□□□	□□□	□□□	□□□	□□	64.0#	453	517
	30 x 72	UWR3072	□□□	□□□	□□□	□□□	□□	69.0#	459	524
	30 x 84	UWR3084	□□□	□□□	□□□	□□□	□□	80.0#	524	596
	30 x 96	UWR3096	□□□	□□□	□□□	□□□	□□	90.0#	547	623
			Ⓐ	Ⓑ	Ⓒ	Ⓓ	Ⓔ	Ⓕ		

HOW TO ORDER

Indicate the following information on order form:
1. Quantity of each item.
2. Model number, including options. See "How To Build a Model Number".
3. Any special service required.

Note: • The □ indicates that a choice is required.
- The absence of the □ indicates that no choice is required.
- Alpha-numeric characters in place of □ indicate that no other alternatives are available.

HOW TO BUILD A MODEL NUMBER

Ⓐ Select basic model.

Ⓑ Select edge style.

74P	- 74P edge
KN	- Knife edge

Ⓒ Select grommet location.

N	- Grommet : No grommet
L	- Grommet : Left; add $31
C	- Grommet : Center; add $31
R	- Grommet : Right; add $31
LR	- Grommet : Left/right; add $62
LC	- Grommet : Left /center; add $62
CR	- Grommet : Center/right; add $62
LCR	- Grommet : Left/center/right; add $91

Ⓓ Select surface finish.
Refer to the **Product Color Options** page in this price list.
Surface finish offerings are based on edge style selections.

Ⓔ Select edge color.
Refer to the **Product Color Options** page in this price list.

Ⓕ Select grommet color.
Refer to the **Product Color Options** page in this price list.

SPECIAL SERVICES

Special Carton Marking

With specially marked information	N/C

Shipping

Ships **knocked down, FOB Manitowoc, WI 54220, freight prepaid.** Freight class 70.

Specifications and prices are subject to change without prior notice.

Worksurfaces
Diagonal 90° Corner

KI

Worksurfaces
Diagonal 90° Corner

	MODEL	A x B x C x D	MODEL NUMBER: Basic Model	Edge Style	Grommet Location	Surface Finish	Edge Color	Grommet Color	Approx. Packaged Weight	74P Edge (74P)	Knife Edge (KN)
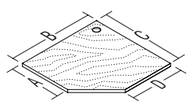	**Diagonal 90° Corner - 18" D** • Brackets and/or supports are specified separately, three required • Grommet options are limited to center (corner) or no grommet	18 x 36 x 36 x 18	UWDC18363618	□□□	□	□□□	□□□	□□	34.0#	$ 443	$ 508
		18 x 42 x 42 x 18	UWDC18424218	□□□	□	□□□	□□□	□□	47.0#	476	547
		18 x 48 x 48 x 18	UWDC18484818	□□□	□	□□□	□□□	□□	62.0#	620	710
UWC											
	Diagonal 90° Corner - 22" D • Brackets and/or supports are specified separately, three required • Grommet options are limited to center (corner) or no grommet	22 x 36 x 36 x 22	UWDC22363622	□□□	□	□□□	□□□	□□	37.0#	$ 443	$ 508
UWC		22 x 42 x 42 x 22	UWDC22424222	□□□	□	□□□	□□□	□□	50.0#	476	547
		22 x 48 x 48 x 22	UWDC22484822	□□□	□	□□□	□□□	□□	65.0#	620	710
	Diagonal 90° Corner - 24" D • Brackets and/or supports are specified separately, three required • Grommet options are limited to center (corner) or no grommet	24 x 36 x 36 x 24	UWDC24363624	□□□	□	□□□	□□□	□□	39.0#	$ 443	$ 508
UWC		24 x 42 x 42 x 24	UWDC24424224	□□□	□	□□□	□□□	□□	52.0#	476	547
		24 x 48 x 48 x 24	UWDC24484824	□□□	□	□□□	□□□	□□	67.0#	620	710
			Ⓐ	Ⓑ	Ⓒ	Ⓓ	Ⓔ	Ⓕ			

HOW TO ORDER

Indicate the following information on order form:
1. Quantity of each item.
2. Model number, including options. See "How To Build a Model Number".
3. Any special service required.

Note: • The □ indicates that a choice is required.
- The absence of the □ indicates that no choice is required.
- Alpha-numeric characters in place of □ indicate that no other alternatives are available.

HOW TO BUILD A MODEL NUMBER

Ⓐ Select basic model.

Ⓑ Select edge style.

74P	- 74P edge
KN	- Knife edge

Ⓒ Select grommet location.

N	- Grommet : No grommet
C	- Grommet : Center; add $31

Ⓓ Select surface finish.
Refer to the **Product Color Options** page in this price list.
Surface finish offerings are based on edge style selections.

Ⓔ Select edge color.
Refer to the **Product Color Options** page in this price list.

Ⓕ Select grommet color.
Refer to the **Product Color Options** page in this price list.

SPECIAL SERVICES

Special Carton Marking

With specially marked information N/C

Shipping

Ships **knocked down, FOB Manitowoc, WI 54220, freight prepaid.** Freight class 70.

Specifications and prices are subject to change without prior notice.

Worksurfaces
Extended Corner

KI

Worksurfaces
Extended Corner

	MODEL	A x B x C x D	MODEL NUMBER: Basic Model	Edge Style	Grommet Location	Surface Finish	Edge Color	Grommet Color	Approx. Packaged Weight	74P Edge (74P)	Knife Edge (KN)
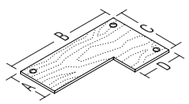 UWC	**Extended Corner - 22”** • Brackets and/or supports are specified separately, two required for 24”-72” and three required for larger than 72” • 60” and larger worksurfaces are reinforced • Grommet locations are shown	22 x 60 x 36 x 22	UWEC22603622	□□□	□□□	□□□	□□□	□□	53.0#	$ 804	$ 917
		22 x 72 x 36 x 22	UWEC22723622	□□□	□□□	□□□	□□□	□□	60.0#	925	1055
UWC	**Extended Corner - 24”** • Brackets and/or supports are specified separately, two required for 24”-72” and three required for larger than 72” • 60” and larger worksurfaces are reinforced • Grommet locations are shown	24 x 60 x 36 x 24	UWEC24603624	□□□	□□□	□□□	□□□	□□	55.0#	$ 804	$ 917
		24 x 72 x 36 x 24	UWEC24723624	□□□	□□□	□□□	□□□	□□	62.0#	925	1055
			Ⓐ	Ⓑ	Ⓒ	Ⓓ	Ⓔ	Ⓕ			

HOW TO ORDER

Indicate the following information on order form:
1. Quantity of each item.
2. Model number, including options. See “How To Build a Model Number”.
3. Any special service required.

Note: • The □ indicates that a choice is required.
• The absence of the □ indicates that no choice is required.
• Alpha-numeric characters in place of □ indicate that no other alternatives are available.

HOW TO BUILD A MODEL NUMBER

Ⓐ Select basic model.

Ⓑ Select edge style.

74P	- 74P edge
KN	- Knife edge

Ⓒ Select grommet location.

N	- Grommet : No grommet
L	- Grommet : Left; add $31
C	- Grommet : Center; add $31
R	- Grommet : Right; add $31
LR	- Grommet : Left/right; add $62
LC	- Grommet : Left /center; add $62
CR	- Grommet : Center/right; add $62
LCR	- Grommet : Left/center/right; add $91

Ⓓ Select surface finish.
Refer to the **Product Color Options** page in this price list.
Surface finish offerings are based on edge style selections.

Ⓔ Select edge color.
Refer to the **Product Color Options** page in this price list.

Ⓕ Select grommet color.
Refer to the **Product Color Options** page in this price list.

SPECIAL SERVICES

Special Carton Marking

With specially marked information	N/C

Shipping

Ships **knocked down, FOB Manitowoc, WI 54220, freight prepaid.** Freight class 70.

Specifications and prices are subject to change without prior notice.

Worksurfaces
Extended Corner

KI

Worksurfaces
Extended Corner

	MODEL	A x B x C x D	MODEL NUMBER: Basic Model	Edge Style Ⓑ	Grommet Location Ⓒ	Surface Finish Ⓓ	Edge Color Ⓔ	Grommet Color Ⓕ	Approx. Packaged Weight	74P Edge (74P)	Knife Edge (KN)
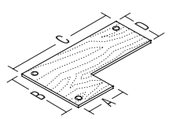 UWC	**Extended Corner - 22”** • Brackets and/or supports are specified separately, two required for 24”-72” and three required for larger than 72” • 60” and larger worksurfaces are reinforced • Grommet locations are shown	22 x 36 x 60 x 22	UWEC22366022	□□□	□□□	□□□	□□□	□□	53.0#	$ 804	$ 917
		22 x 36 x 72 x 22	UWEC22367222	□□□	□□□	□□□	□□□	□□	60.0#	925	1055
UWC	**Extended Corner - 24”** • Brackets and/or supports are specified separately, two required for 24”-72” and three required for larger than 72” • 60” and larger worksurfaces are reinforced • Grommet locations are shown	24 x 36 x 60 x 24	UWEC24366024	□□□	□□□	□□□	□□□	□□	55.0#	$ 804	$ 917
		24 x 36 x 72 x 24	UWEC24367224	□□□	□□□	□□□	□□□	□□	62.0#	925	1055
			Ⓐ	Ⓑ	Ⓒ	Ⓓ	Ⓔ	Ⓕ			

HOW TO ORDER

Indicate the following information on order form:
1. Quantity of each item.
2. Model number, including options. See “How To Build a Model Number”.
3. Any special service required.

Note: • The □ indicates that a choice is required.
• The absence of the □ indicates that no choice is required.
• Alpha-numeric characters in place of □ indicate that no other alternatives are available.

HOW TO BUILD A MODEL NUMBER

Ⓐ Select basic model.

Ⓑ Select edge style.

74P	- 74P edge
KN	- Knife edge

Ⓒ Select grommet location.

N	- Grommet : No grommet
L	- Grommet : Left; add $31
C	- Grommet : Center; add $31
R	- Grommet : Right; add $31
LR	- Grommet : Left/right; add $62
LC	- Grommet : Left /center; add $62
CR	- Grommet : Center/right; add $62
LCR	- Grommet : Left/center/right; add $91

Ⓓ Select surface finish.
Refer to the **Product Color Options** page in this price list.
Surface finish offerings are based on edge style selections.

Ⓔ Select edge color.
Refer to the **Product Color Options** page in this price list.

Ⓕ Select grommet color.
Refer to the **Product Color Options** page in this price list.

SPECIAL SERVICES

Special Carton Marking

With specially marked information	N/C

Shipping

Ships **knocked down, FOB Manitowoc, WI 54220, freight prepaid.** Freight class 70.

Specifications and prices are subject to change without prior notice.

Worksurfaces
Extended Corner Reductions

KI

Worksurfaces
Extended Corner Reductions

	MODEL	A x B x C x D	MODEL NUMBER: Basic Model	Edge Style	Grommet Location	Surface Finish	Edge Color	Grommet Color	Approx. Packaged Weight	74P Edge (74P)	Knife Edge (KN)
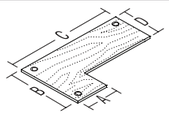	**Extended Corner Reduction - 18"** • Brackets and/or supports are specified separately, three required • 60" and larger worksurfaces are reinforced • Grommet locations are shown	18 x 36 x 60 x 22	UWEC18366022	☐☐☐	☐☐☐	☐☐☐	☐☐☐	☐☐	51.0#	$ 804	$ 917
		18 x 36 x 60 x 24	UWEC18366024	☐☐☐	☐☐☐	☐☐☐	☐☐☐	☐☐	53.0#	804	917
		18 x 36 x 72 x 22	UWEC18367222	☐☐☐	☐☐☐	☐☐☐	☐☐☐	☐☐	58.0#	925	1055
		18 x 36 x 72 x 24	UWEC18367224	☐☐☐	☐☐☐	☐☐☐	☐☐☐	☐☐	60.0#	925	1055
UWC											
	Extended Corner Reduction - 22" • Brackets and/or supports are specified separately, three required • Grommet locations are shown	22 x 36 x 60 x 18	UWEC22366018	☐☐☐	☐☐☐	☐☐☐	☐☐☐	☐☐	51.0#	$ 804	$ 917
UWC		22 x 36 x 60 x 24	UWEC22366024	☐☐☐	☐☐☐	☐☐☐	☐☐☐	☐☐	51.0#	804	917
		22 x 36 x 72 x 18	UWEC22367218	☐☐☐	☐☐☐	☐☐☐	☐☐☐	☐☐	58.0#	925	1055
		22 x 36 x 72 x 24	UWEC22367224	☐☐☐	☐☐☐	☐☐☐	☐☐☐	☐☐	53.0#	925	1055
	Extended Corner Reduction - 24" • Brackets and/or supports are specified separately, three required • 60" and larger worksurfaces are reinforced • Grommet locations are shown	24 x 36 x 60 x 18	UWEC24366018	☐☐☐	☐☐☐	☐☐☐	☐☐☐	☐☐	53.0#	$ 804	$ 917
UWC		24 x 36 x 60 x 22	UWEC24366022	☐☐☐	☐☐☐	☐☐☐	☐☐☐	☐☐	55.0#	804	917
		24 x 36 x 72 x 18	UWEC24367218	☐☐☐	☐☐☐	☐☐☐	☐☐☐	☐☐	60.0#	925	1055
		24 x 36 x 72 x 22	UWEC24367222	☐☐☐	☐☐☐	☐☐☐	☐☐☐	☐☐	62.0#	925	1055
				Ⓐ	Ⓑ	Ⓒ	Ⓓ	Ⓔ	Ⓕ		

HOW TO ORDER

Indicate the following information on order form:
1. Quantity of each item.
2. Model number, including options. See "How To Build a Model Number".
3. Any special service required.

Note: • The ☐ indicates that a choice is required.
• The absence of the ☐ indicates that no choice is required.
• Alpha-numeric characters in place of ☐ indicate that no other alternatives are available.

HOW TO BUILD A MODEL NUMBER

Ⓐ Select basic model.

Ⓑ Select edge style.

74P	- 74P edge
KN	- Knife edge

Ⓒ Select grommet location.

N	- Grommet : No grommet
L	- Grommet : Left; add $31
C	- Grommet : Center; add $31
R	- Grommet : Right; add $31
LR	- Grommet : Left/right; add $62
LC	- Grommet : Left /center; add $62
CR	- Grommet : Center/right; add $62
LCR	- Grommet : Left/center/right; add $91

Ⓓ Select surface finish.
Refer to the **Product Color Options** page in this price list.
Surface finish offerings are based on edge style selections.

Ⓔ Select edge color.
Refer to the **Product Color Options** page in this price list.

Ⓕ Select grommet color.
Refer to the **Product Color Options** page in this price list.

SPECIAL SERVICES

Special Carton Marking

With specially marked information	N/C

Shipping

Ships **knocked down, FOB Manitowoc, WI 54220, freight prepaid.** Freight class 70.

Specifications and prices are subject to change without prior notice.

Worksurfaces
Extended Corner Reductions

KI

Worksurfaces
Extended Corner Reductions

	MODEL	A x B x C x D	MODEL NUMBER Basic Model	Edge Style	Grommet Location	Surface Finish	Edge Color	Grommet Color	Approx. Packaged Weight	74P Edge (74P)	Knife Edge (KN)
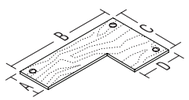	**Extended Corner Reduction - 18"** • Brackets and/or supports are specified separately, three required • 60" and larger worksurfaces are reinforced • Grommet locations are shown	18 x 60 x 36 x 22	UWEC18603622	□□□	□□□	□□□	□□□	□□	51.0#	$ 804	$ 917
		18 x 60 x 36 x 24	UWEC18603624	□□□	□□□	□□□	□□□	□□	53.0#	804	917
		18 x 72 x 36 x 22	UWEC18723622	□□□	□□□	□□□	□□□	□□	58.0#	925	1055
		18 x 72 x 36 x 24	UWEC18723624	□□□	□□□	□□□	□□□	□□	60.0#	925	1055
UWC											
UWC	**Extended Corner Reduction - 22"** • Brackets and/or supports are specified separately, three required • Grommet locations are shown	22 x 60 x 36 x 18	UWEC22603618	□□□	□□□	□□□	□□□	□□	51.0#	$ 804	$ 917
		22 x 60 x 36 x 24	UWEC22603624	□□□	□□□	□□□	□□□	□□	58.0#	804	917
		22 x 72 x 36 x 18	UWEC22723618	□□□	□□□	□□□	□□□	□□	58.0#	925	1055
		22 x 72 x 36 x 24	UWEC22723624	□□□	□□□	□□□	□□□	□□	60.0#	925	1055
UWC	**Extended Corner Reduction - 24"** • Brackets and/or supports are specified separately, three required • 60" and larger worksurfaces are reinforced • Grommet locations are shown	24 x 60 x 36 x 18	UWEC24603618	□□□	□□□	□□□	□□□	□□	53.0#	$ 804	$ 917
		24 x 60 x 36 x 22	UWEC24603622	□□□	□□□	□□□	□□□	□□	55.0#	804	917
		24 x 72 x 36 x 18	UWEC24723618	□□□	□□□	□□□	□□□	□□	60.0#	925	1055
		24 x 72 x 36 x 22	UWEC24723622	□□□	□□□	□□□	□□□	□□	62.0#	925	1055
				Ⓐ	Ⓑ	Ⓒ	Ⓓ	Ⓔ	Ⓕ		

HOW TO ORDER

Indicate the following information on order form:
1. Quantity of each item.
2. Model number, including options. See "How To Build a Model Number".
3. Any special service required.

Note: • The □ indicates that a choice is required.
• The absence of the □ indicates that no choice is required.
• Alpha-numeric characters in place of □ indicate that no other alternatives are available.

HOW TO BUILD A MODEL NUMBER

Ⓐ Select basic model.

Ⓑ Select edge style.

74P	- 74P edge
KN	- Knife edge

Ⓒ Select grommet location.

N	- Grommet : No grommet
L	- Grommet : Left; add $31
C	- Grommet : Center; add $31
R	- Grommet : Right; add $31
LR	- Grommet : Left/right; add $62
LC	- Grommet : Left /center; add $62
CR	- Grommet : Center/right; add $62
LCR	- Grommet : Left/center/right; add $91

Ⓓ Select surface finish.
Refer to the **Product Color Options** page in this price list.
Surface finish offerings are based on edge style selections.

Ⓔ Select edge color.
Refer to the **Product Color Options** page in this price list.

Ⓕ Select grommet color.
Refer to the **Product Color Options** page in this price list.

SPECIAL SERVICES

Special Carton Marking

With specially marked information	N/C

Shipping

Ships **knocked down, FOB Manitowoc, WI 54220, freight prepaid.** Freight class 70.

Specifications and prices are subject to change without prior notice.

Worksurfaces
Conference End

Worksurfaces
Conference End

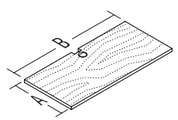

UWP

Conference End
- Brackets and/or supports are specified separately; requires two brackets and two post legs or two worksurface support legs
- Grommet location is shown

MODEL	A x B	MODEL NUMBER Basic Model	Edge Style	Grommet Location	Surface Finish	Edge Color	Grommet Color	Approx. Packaged Weight	74P Edge (74P)	Knife Edge (KN)
	24 x 51	UWCE2451	□□□	□	□□□	□□□	□□	45.0#	$ 397	$ 453
	30 x 63	UWCE3063	□□□	□	□□□	□□□	□□	70.0#	453	517
			Ⓑ	Ⓒ	Ⓓ	Ⓔ	Ⓕ			

HOW TO ORDER

Indicate the following information on order form:
1. Quantity of each item.
2. Model number, including options. See “How To Build a Model Number”.
3. Any special service required.

Note: • The □ indicates that a choice is required.
- The absence of the □ indicates that no choice is required.
- Alpha-numeric characters in place of □ indicate that no other alternatives are available.

HOW TO BUILD A MODEL NUMBER

Ⓐ Select basic model.

Ⓑ Select edge style.

74P	- 74P edge
KN	- Knife edge

Ⓒ Select grommet location.

N	- Grommet : No grommet
C	- Grommet : Center; add $31

Ⓓ Select surface finish.
Refer to the **Product Color Options** page in this price list.
Surface finish offerings are based on edge style selections.

Ⓔ Select edge color.
Refer to the **Product Color Options** page in this price list.

Ⓕ Select grommet color.
Refer to the **Product Color Options** page in this price list.

SPECIAL SERVICES

Special Carton Marking

With specially marked information N/C

Shipping

Ships **knocked down, FOB Manitowoc, WI 54220, freight prepaid.** Freight class 70.

Specifications and prices are subject to change without prior notice.

Worksurfaces
Tapered

KI

Worksurfaces
Tapered

	MODEL	A x B x C	MODEL NUMBER: Basic Model	Edge Style Ⓑ	Grommet Location Ⓒ	Surface Finish Ⓓ	Edge Color Ⓔ	Grommet Color Ⓕ	Approx. Packaged Weight	74P Edge (74P)	Knife Edge (KN)
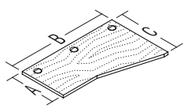 UWT	**Tapered - 22"** • Tapered worksurfaces allow user to face out of the workstation • 22" tapered worksurfaces align with U-Series tower depths • Brackets and/or supports are specified separately, two required for 24"-72" and three required for larger than 72" • 60" and larger worksurfaces are reinforced • Grommet locations are shown	22 x 48 x 30	UWT224830	□□□	□□□	□□□	□□□	□□	39.0#	$ 649	$ 745
		22 x 60 x 30	UWT226030	□□□	□□□	□□□	□□□	□□	49.0#	708	812
		22 x 72 x 30	UWT227230	□□□	□□□	□□□	□□□	□□	58.0#	771	881
		30 x 48 x 22	UWT304822	□□□	□□□	□□□	□□□	□□	39.0#	649	745
		30 x 60 x 22	UWT306022	□□□	□□□	□□□	□□□	□□	49.0#	708	812
		30 x 72 x 22	UWT307222	□□□	□□□	□□□	□□□	□□	58.0#	771	881
UWT	**Tapered - 24"** • Tapered worksurfaces allow user to face out of the workstation • Brackets and/or supports are specified separately, two required for 24"-72" and three required for larger than 72" • 60" and larger worksurfaces are reinforced • Grommet locations are shown	24 x 48 x 30	UWT244830	□□□	□□□	□□□	□□□	□□	41.0#	$ 649	$ 745
		24 x 60 x 30	UWT246030	□□□	□□□	□□□	□□□	□□	51.0#	708	812
		24 x 72 x 30	UWT247230	□□□	□□□	□□□	□□□	□□	60.0#	771	881
		30 x 48 x 24	UWT304824	□□□	□□□	□□□	□□□	□□	41.0#	649	745
		30 x 60 x 24	UWT306024	□□□	□□□	□□□	□□□	□□	51.0#	708	812
		30 x 72 x 24	UWT307224	□□□	□□□	□□□	□□□	□□	61.0#	771	881
				Ⓐ	Ⓑ	Ⓒ	Ⓓ	Ⓔ	Ⓕ		

HOW TO ORDER

Indicate the following information on order form:
1. Quantity of each item.
2. Model number, including options. See "How To Build a Model Number".
3. Any special service required.

Note: • The □ indicates that a choice is required.
• The absence of the □ indicates that no choice is required.
• Alpha-numeric characters in place of □ indicate that no other alternatives are available.

HOW TO BUILD A MODEL NUMBER

Ⓐ Select basic model.

Ⓑ Select edge style

74P	- 74P edge
KN	- Knife edge

Ⓒ Select grommet location.

N	- Grommet : No grommet
L	- Grommet : Left; add $31
C	- Grommet : Center; add $31
R	- Grommet : Right; add $31
LR	- Grommet : Left/right; add $62
LC	- Grommet : Left /center; add $62
CR	- Grommet : Center/right; add $62
LCR	- Grommet : Left/center/right; add $91

Ⓓ Select surface finish.
Refer to the **Product Color Options** page in this price list.
Surface finish offerings are based on edge style selections.

Ⓔ Select edge color.
Refer to the **Product Color Options** page in this price list.

Ⓕ Select grommet color.
Refer to the **Product Color Options** page in this price list.

SPECIAL SERVICES

Special Carton Marking

With specially marked information	N/C

Shipping

Ships **knocked down, FOB Manitowoc, WI 54220, freight prepaid.** Freight class 70.

Specifications and prices are subject to change without prior notice.

Worksurfaces
Peninsula

KI

Worksurfaces
Peninsula

	MODEL	A x B x C x D	MODEL NUMBER: Basic Model	Edge Style	Grommet Location	Surface Finish	Edge Color	Grommet Color	Approx. Packaged Weight	74P Edge (74P)	Knife Edge (KN)
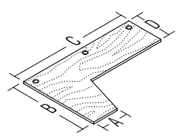 UWP	**Peninsula - 22" D** • Peninsula worksurfaces allow user to face out of the workstation • 22" worksurfaces align with U-Series tower depths • Brackets and/or supports are specified separately, two required for 24"-72" and three required for larger than 72" • 60" and larger worksurfaces are reinforced • Grommet locations are shown	16 x 48 x 72 x 22	UWP16487222	□□□	□□□	□□□	□□□	□□	71.0#	$ 812	$ 882
		16 x 54 x 72 x 22	UWP16547222	□□□	□□□	□□□	□□□	□□	74.0#	869	1009
		16 x 60 x 72 x 22	UWP16607222	□□□	□□□	□□□	□□□	□□	78.0#	897	1040
UWP	**Peninsula - 24" D** • Peninsula worksurfaces allow user to face out of the workstation • 22" worksurfaces align with U-Series tower depths • Brackets and/or supports are specified separately, two required for 24"-72" and three required for larger than 72" • 60" and larger worksurfaces are reinforced • Grommet locations are shown	16 x 48 x 72 x 24	UWP16487224	□□□	□□□	□□□	□□□	□□	75.0#	$ 812	$ 882
		16 x 54 x 72 x 24	UWP16547224	□□□	□□□	□□□	□□□	□□	78.0#	869	1009
		16 x 60 x 72 x 24	UWP16607224	□□□	□□□	□□□	□□□	□□	82.0#	897	1040
			Ⓐ	Ⓑ	Ⓒ	Ⓓ	Ⓔ	Ⓕ			

HOW TO ORDER

Indicate the following information on order form:
1. Quantity of each item.
2. Model number, including options. See "How To Build a Model Number".
3. Any special service required.

Note: • The □ indicates that a choice is required.
• The absence of the □ indicates that no choice is required.
• Alpha-numeric characters in place of □ indicate that no other alternatives are available.

HOW TO BUILD A MODEL NUMBER

Ⓐ Select basic model.

Ⓑ Select edge style.

74P	- 74P edge
KN	- Knife edge

Ⓒ Select grommet location.

N	- Grommet : No grommet
L	- Grommet : Left; add $31
C	- Grommet : Center; add $31
R	- Grommet : Right; add $31
LR	- Grommet : Left/right; add $62
LC	- Grommet : Left /center; add $62
CR	- Grommet : Center/right; add $62
LCR	- Grommet : Left/center/right; add $91

Ⓓ Select surface finish.
Refer to the **Product Color Options** page in this price list.
Surface finish offerings are based on edge style selections.

Ⓔ Select edge color.
Refer to the **Product Color Options** page in this price list.

Ⓕ Select grommet color.
Refer to the **Product Color Options** page in this price list.

SPECIAL SERVICES

Special Carton Marking

With specially marked information	N/C

Shipping

Ships **knocked down, FOB Manitowoc, WI 54220, freight prepaid.** Freight class 70.

Specifications and prices are subject to change without prior notice.

Worksurfaces
Peninsula

KI

Worksurfaces
Peninsula

	MODEL	A x B x C x D	MODEL NUMBER: Basic Model	Edge Style	Grommet Location	Surface Finish	Edge Color	Grommet Color	Approx. Packaged Weight	74P Edge (74P)	Knife Edge (KN)
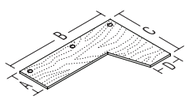 UWP	**Peninsula - 22" D** • Peninsula worksurfaces allow user to face out of the workstation • 22" worksurfaces align with U-Series tower depths • Brackets and/or supports are specified separately, two required for 24"-72" and three required for larger than 72" • 60" and larger worksurfaces are reinforced • Grommet locations are shown	22 x 72 x 48 x 16	UWP22724816	□□□	□□□	□□□	□□□	□□	71.0#	$ 812	$ 882
		22 x 72 x 54 x 16	UWP22725416	□□□	□□□	□□□	□□□	□□	74.0#	869	1009
		22 x 72 x 60 x 16	UWP22726016	□□□	□□□	□□□	□□□	□□	78.0#	897	1040
UWP	**Peninsula - 24" D** • Peninsula worksurfaces allow user to face out of the workstation • 22" worksurfaces align with U-Series tower depths • Brackets and/or supports are specified separately, two required for 24"-72" and three required for larger than 72" • 60" and larger worksurfaces are reinforced • Grommet locations are shown	24 x 72 x 48 x 16	UWP24724816	□□□	□□□	□□□	□□□	□□	75.0#	$ 812	$ 882
		24 x 72 x 54 x 16	UWP24725416	□□□	□□□	□□□	□□□	□□	78.0#	869	1009
		24 x 72 x 60 x 16	UWP24726016	□□□	□□□	□□□	□□□	□□	82.0#	897	1040
				Ⓑ	Ⓒ	Ⓓ	Ⓔ	Ⓕ			

HOW TO ORDER

Indicate the following information on order form:
1. Quantity of each item.
2. Model number, including options. See "How To Build a Model Number".
3. Any special service required.

Note: • The □ indicates that a choice is required.
• The absence of the □ indicates that no choice is required.
• Alpha-numeric characters in place of □ indicate that no other alternatives are available.

HOW TO BUILD A MODEL NUMBER

Ⓐ Select basic model.

Ⓑ Select edge style.

74P	- 74P edge
KN	- Knife edge

Ⓒ Select grommet location.

N	- Grommet : No grommet
L	- Grommet : Left; add $31
C	- Grommet : Center; add $31
R	- Grommet : Right; add $31
LR	- Grommet : Left/right; add $62
LC	- Grommet : Left /center; add $62
CR	- Grommet : Center/right; add $62
LCR	- Grommet : Left/center/right; add $91

Ⓓ Select surface finish.
Refer to the **Product Color Options** page in this price list.
Surface finish offerings are based on edge style selections.

Ⓔ Select edge color.
Refer to the **Product Color Options** page in this price list.

Ⓕ Select grommet color.
Refer to the **Product Color Options** page in this price list.

SPECIAL SERVICES

Special Carton Marking

With specially marked information	N/C

Shipping

Ships **knocked down, FOB Manitowoc, WI 54220, freight prepaid.** Freight class 70.

Specifications and prices are subject to change without prior notice.

Worksurfaces
120° End Corner

KI

Worksurfaces
120° End Corner

	MODEL	A x B x C x D	MODEL NUMBER: Basic Model	Edge Style Ⓑ	Grommet Location Ⓒ	Surface Finish Ⓓ	Edge Color Ⓔ	Grommet Color Ⓕ	Approx. Packaged Weight	74P Edge (74P)	Knife Edge (KN)
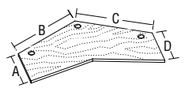	**120° End Corner/60° User Edge - 22"** • Brackets and/or supports are specified separately, two required • Grommet locations are shown	22 x 36 x 36 x 22	UW12022363622	□□□	□□□	□□□	□□□	□□	43.0#	$ 922	$ 1068
		22 x 42 x 42 x 22	UW12022424222	□□□	□□□	□□□	□□□	□□	50.0#	1133	1317
		22 x 48 x 48 x 22	UW12022484822	□□□	□□□	□□□	□□□	□□	58.0#	1211	1405
UWC											
	120° End Corner/60° User Edge - 24" • Brackets and/or supports are specified separately, two required • Grommet locations are shown	24 x 36 x 36 x 24	UW12024363624	□□□	□□□	□□□	□□□	□□	45.0#	$ 922	$ 1068
UWC		24 x 42 x 42 x 24	UW12024424224	□□□	□□□	□□□	□□□	□□	54.0#	1133	1317
		24 x 48 x 48 x 24	UW12024484824	□□□	□□□	□□□	□□□	□□	62.0#	1211	1405

Ⓐ Ⓑ Ⓒ Ⓓ Ⓔ Ⓕ

HOW TO ORDER

Indicate the following information on order form:
1. Quantity of each item.
2. Model number, including options. See "How To Build a Model Number".
3. Any special service required.

Note: • The □ indicates that a choice is required.
• The absence of the □ indicates that no choice is required.
• Alpha-numeric characters in place of □ indicate that no other alternatives are available.

HOW TO BUILD A MODEL NUMBER

Ⓐ Select basic model.

Ⓑ Select edge style.

74P	- 74P edge
KN	- Knife edge

Ⓒ Select grommet location.

N	- Grommet : No grommet
L	- Grommet : Left; add $31
C	- Grommet : Center; add $31
R	- Grommet : Right; add $31
LR	- Grommet : Left/right; add $62
LC	- Grommet : Left /center; add $62
CR	- Grommet : Center/right; add $62
LCR	- Grommet : Left/center/right; add $91

Ⓓ Select surface finish.
Refer to the **Product Color Options** page in this price list.
Surface finish offerings are based on edge style selections.

Ⓔ Select edge color.
Refer to the **Product Color Options** page in this price list.

Ⓕ Select grommet color.
Refer to the **Product Color Options** page in this price list.

SPECIAL SERVICES

Special Carton Marking

With specially marked information	N/C

Shipping

Ships **knocked down, FOB Manitowoc, WI 54220, freight prepaid.** Freight class 70.

Specifications and prices are subject to change without prior notice.

Worksurfaces
120° End Corner/60° End Corner

KI

Worksurfaces
120° End Corner/60° End Corner

	MODEL	A x B x C x D	MODEL NUMBER: Basic Model	Edge Style (A)	Grommet Location (B)	Surface Finish (C)	Edge Color (D)	Grommet Color (E)	Approx. Packaged Weight	74P Edge (74P)	Knife Edge (KN)
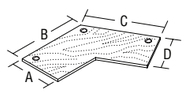	**120° End Corner/90° User Edge - 22"** • Brackets and/or supports are specified separately, two required • Grommet locations are shown	22 x 36 x 36 x 22	UWIC12022363622	□□□	□□□	□□□	□□□	□□	43.0#	$ 922	$ 1068
		22 x 42 x 42 x 22	UWIC12022424222	□□□	□□□	□□□	□□□	□□	50.0#	1133	1317
		22 x 48 x 48 x 22	UWIC12022484822	□□□	□□□	□□□	□□□	□□	58.0#	1211	1405
UWC											
	120° End Corner/90° User Edge - 24" • Brackets and/or supports are specified separately, two required • Grommet locations are shown	24 x 36 x 36 x 24	UWIC12024363624	□□□	□□□	□□□	□□□	□□	45.0#	$ 968	$ 1122
		24 x 42 x 42 x 24	UWIC12024424224	□□□	□□□	□□□	□□□	□□	54.0#	1133	1317
UWC		24 x 48 x 48 x 24	UWIC12024484824	□□□	□□□	□□□	□□□	□□	62.0#	1211	1405
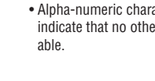	**60° End Corner - 22 and 24"** • Attaches to adjacent worksurface with splice plates (ordered separately) • Does not feature grommets	22 x 22	UW1202260	□□□		□□□	□□□		17.0#	$ 228	$ 266
		24 x 24	UW1202460	□□□		□□□	□□□		17.0#	228	266
UWC											
			Ⓐ	Ⓑ	Ⓒ	Ⓓ	Ⓔ	Ⓕ			

HOW TO ORDER

Indicate the following information on order form:
1. Quantity of each item.
2. Model number, including options. See "How To Build a Model Number".
3. Any special service required.

Note: • The □ indicates that a choice is required.
• The absence of the □ indicates that no choice is required.
• Alpha-numeric characters in place of □ indicate that no other alternatives are available.

HOW TO BUILD A MODEL NUMBER

Ⓐ Select basic model.

Ⓑ Select edge style.

74P	- 74P edge
KN	- Knife edge

Ⓒ Select grommet location.

N	- Grommet : No grommet
L	- Grommet : Left; add $31
C	- Grommet : Center; add $31
R	- Grommet : Right; add $31
LR	- Grommet : Left/right; add $62
LC	- Grommet : Left /center; add $62
CR	- Grommet : Center/right; add $62
LCR	- Grommet : Left/center/right; add $91

Ⓓ Select surface finish.
Refer to the **Product Color Options** page in this price list.
Surface finish offerings are based on edge style selections.

Ⓔ Select edge color.
Refer to the **Product Color Options** page in this price list.

Ⓕ Select grommet color.
Refer to the **Product Color Options** page in this price list.

SPECIAL SERVICES

Special Carton Marking

With specially marked information	N/C

Shipping

Ships **knocked down, FOB Manitowoc, WI 54220, freight prepaid.** Freight class 70.

Specifications and prices are subject to change without prior notice.

Worksurfaces
U-Series® Underhead

Worksurfaces
U-Series® Underhead

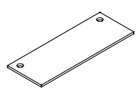

UHWR

U-Series® Underhead Worksurface
- Specify by width of underhead
- Left and/or right grommets are offered
- 15" is flush to edge of storage; other sizes are recessed to rear of worksurface
- KN edge not offered on 15" deep tops

MODEL	D x W	MODEL NUMBER: Basic Model	Edge Style	Grommet Location	Surface Finish	Edge Color	Grommet Color	Approx. Packaged Weight	74P Edge (74P)	Knife Edge (KN)
	15 x 36	UHWR1536	□□□	□□	□□□	□□□	□□	18.0#	$ 271	N/A
	15 x 42	UHWR1542	□□□	□□	□□□	□□□	□□	21.0#	318	N/A
	15 x 48	UHWR1548	□□□	□□	□□□	□□□	□□	24.0#	345	N/A
	15 x 60	UHWR1560	□□□	□□	□□□	□□□	□□	30.0#	361	N/A
	15 x 72	UHWR1572	□□□	□□	□□□	□□□	□□	35.0#	374	N/A
	18 x 36	UHWR1836	□□□	□□	□□□	□□□	□□	24.0#	285	326
	18 x 42	UHWR1842	□□□	□□	□□□	□□□	□□	27.0#	334	381
	18 x 48	UHWR1848	□□□	□□	□□□	□□□	□□	30.0#	359	411
	18 x 60	UHWR1860	□□□	□□	□□□	□□□	□□	38.0#	388	448
	18 x 72	UHWR1872	□□□	□□	□□□	□□□	□□	44.0#	411	468
	22 x 36	UHWR2236	□□□	□□	□□□	□□□	□□	28.0#	295	336
	22 x 42	UHWR2242	□□□	□□	□□□	□□□	□□	32.0#	348	397
	22 x 48	UHWR2248	□□□	□□	□□□	□□□	□□	36.0#	375	428
	22 x 60	UHWR2260	□□□	□□	□□□	□□□	□□	45.0#	413	469
	22 x 72	UHWR2272	□□□	□□	□□□	□□□	□□	53.0#	430	494
	24 x 36	UHWR2436	□□□	□□	□□□	□□□	□□	30.0#	295	336
	24 x 42	UHWR2442	□□□	□□	□□□	□□□	□□	34.0#	348	397
	24 x 48	UHWR2448	□□□	□□	□□□	□□□	□□	38.0#	375	428
	24 x 60	UHWR2460	□□□	□□	□□□	□□□	□□	48.0#	413	469
	24 x 72	UHWR2472	□□□	□□	□□□	□□□	□□	57.0#	430	494
			Ⓐ	Ⓑ	Ⓒ	Ⓓ	Ⓔ	Ⓕ		

HOW TO ORDER

Indicate the following information on order form:
1. Quantity of each item.
2. Model number, including options. See "How To Build a Model Number".
3. Any special service required.

Note: • The □ indicates that a choice is required.
- The absence of the □ indicates that no choice is required.
- Alpha-numeric characters in place of □ indicate that no other alternatives are available.

HOW TO BUILD A MODEL NUMBER

Ⓐ Select basic model.

Ⓑ Select edge style.

74P	- 74P edge
KN	- Knife edge

Ⓒ Select grommet location.

N	- No grommet
L	- Grommet : Left; add $31
R	- Grommet : Right; add $31
LR	- Grommet : Left/right; add $62

Ⓓ Select surface finish.
Refer to the **Product Color Options** page in this price list.
Surface finish offerings are based on edge style selections.

Ⓔ Select edge color.
Refer to the **Product Color Options** page in this price list.

Ⓕ Select grommet color.
Refer to the **Product Color Options** page in this price list.

SPECIAL SERVICES

Special Carton Marking

With specially marked information	N/C

Shipping
Ships **knocked down, FOB Manitowoc, WI 54220, freight prepaid.** Freight class 70.

Specifications and prices are subject to change without prior notice.

Worksurfaces
Transcription Countertops

KI

Worksurfaces
Transcription Countertops

	MODEL	D x W	MODEL NUMBER: Basic Model	Notch Location	Edge Style	Surface Finish	Edge Color	Bracket Finish	Approx. Packaged Weight	74P Edge (74P)	Knife Edge (KN)
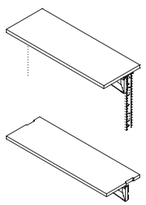 Notch locations shown	**Straight Countertops, Standard Height** • Includes cantilever support brackets and locking clips to prevent dislodgement • Notch is required when transaction counter is adjacent to end of run trim for change of height conditions • Countertops accept task lights • Transaction counters add 1-1/4" to finished panel heights	16 x 24	UWTR1624	□□□	□□□	□□□	□□□	□□	15.7#	$ 398	$ 453
		16 x 30	UWTR1630	□□□	□□□	□□□	□□□	□□	19.0#	426	492
		16 x 36	UWTR1636	□□□	□□□	□□□	□□□	□□	22.3#	468	543
		16 x 42	UWTR1642	□□□	□□□	□□□	□□□	□□	25.7#	508	594
		16 x 48	UWTR1648	□□□	□□□	□□□	□□□	□□	29.0#	534	625
		16 x 54	UWTR1654	□□□	□□□	□□□	□□□	□□	32.3#	556	650
		16 x 60	UWTR1660	□□□	□□□	□□□	□□□	□□	35.7#	642	734
		16 x 66	UWTR1666	□□□	□□□	□□□	□□□	□□	39.0#	712	827
		16 x 72	UWTR1672	□□□	□□□	□□□	□□□	□□	42.3#	811	925
		16 x 78	UWTR1678	□□□	□□□	□□□	□□□	□□	45.7#	924	1085
		16 x 84	UWTR1684	□□□	□□□	□□□	□□□	□□	50.2#	991	1154
UWTR											
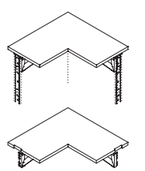 Notch locations shown	**Corner Countertops, Standard Height** • Includes cantilever support brackets and locking clips to prevent dislodgement • Notch is required when transaction counter is adjacent to end of run trim for change of height conditions • Countertops accept task lights • Transaction counters add 1-1/4" to finished panel heights	16 x 24	UWTRC1624	□□□	□□□	□□□	□□□	□□	21.1#	$ 932	$ 1076
		16 x 30	UWTRC1630	□□□	□□□	□□□	□□□	□□	27.8#	1011	1176
		16 x 36	UWTRC1636	□□□	□□□	□□□	□□□	□□	34.4#	1060	1240
UWTR											
			Ⓐ	Ⓑ	Ⓒ	Ⓓ	Ⓔ	Ⓕ			

HOW TO ORDER

Indicate the following information on order form:
1. Quantity of each item.
2. Model number, including options. See "How To Build a Model Number".
3. Any special service required.

Note: • The □ indicates that a choice is required.
- The absence of the □ indicates that no choice is required.
- Alpha-numeric characters in place of □ indicate that no other alternatives are available.

HOW TO BUILD A MODEL NUMBER

Ⓐ Select basic model.

Ⓑ Select notch location.

NN	- Standard
LN	- Left; add $52
RN	- Right; add $52
LRN	- Both; add $103

Ⓒ Select edge style.

74P	- 74P edge
KN	- Knife edge

Ⓓ Select surface finish.
Refer to the **Product Color Options** page in this price list.
Surface finish offerings are based on edge style selections.

Ⓔ Select edge color.
Refer to the **Product Color Options** page in this price list.

Ⓕ Select bracket finish.
Refer to the **Product Color Options** page in this price list.

SPECIAL SERVICES

Special Carton Marking

With specially marked information	N/C

Shipping

Ships **knocked down, FOB Manitowoc, WI 54220, freight prepaid.** Freight class 70.

Specifications and prices are subject to change without prior notice.

Worksurfaces
Transcription Countertops

KI

Worksurfaces
Transcription Countertops

	MODEL	D x W	MODEL NUMBER: Basic Model	Notch Location	Edge Style	Surface Finish	Edge Color	Bracket Finish	Approx. Packaged Weight	74P Edge (74P)
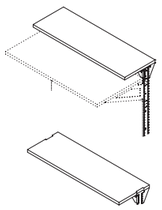 Notch locations shown UWTR	**Straight Countertops, 32" Height** • Includes cantilever support brackets and locking clips to prevent dislodgement • Notch is required when transaction counter is adjacent to end of run trim for change of height conditions • Countertops accept task lights • Transaction counters add 1-1/4" to finished panel heights • Due to bracket constraints, only 74P edge is available on these models • Per the 2010 ADA and ICC A117.1, KI countertops do not extend more than 4 inches into a circulation path and meet the requirements for a clear floor space positioned for a parallel approach adjacent to the accessible counter.	16 x 24	UWTR321624	□□□	74P	□□□	□□□	□□	15.3#	$ 361
		16 x 30	UWTR321630	□□□	74P	□□□	□□□	□□	18.6#	388
		16 x 36	UWTR321636	□□□	74P	□□□	□□□	□□	21.9#	430
		16 x 42	UWTR321642	□□□	74P	□□□	□□□	□□	25.3#	471
		16 x 48	UWTR321648	□□□	74P	□□□	□□□	□□	28.6#	498
		16 x 54	UWTR321654	□□□	74P	□□□	□□□	□□	31.9#	518
		16 x 60	UWTR321660	□□□	74P	□□□	□□□	□□	35.2#	603
		16 x 66	UWTR321666	□□□	74P	□□□	□□□	□□	38.6#	618
		16 x 72	UWTR321672	□□□	74P	□□□	□□□	□□	41.9#	680
		16 x 78	UWTR321678	□□□	74P	□□□	□□□	□□	45.3#	887
		16 x 84	UWTR321684	□□□	74P	□□□	□□□	□□	49.6#	938
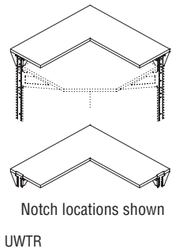 Notch locations shown UWTR	**Corner Countertops, 32" Height** • Includes cantilever support brackets and locking clips to prevent dislodgement • Notch is required when transaction counter is adjacent to end of run trim for change of height conditions • Countertops accept task lights • Transaction counters add 1-1/4" to finished panel heights • Due to bracket constraints, only 74P edge is available on these models • Per the 2010 ADA and ICC A117.1, KI countertops do not extend more than 4 inches into a circulation path and meet the requirements for a clear floor space positioned for a parallel approach adjacent to the accessible counter.	16 x 24	UWTRC321624	□□□	74P	□□□	□□□	□□	20.7#	$ 903
		16 x 30	UWTRC321630	□□□	74P	□□□	□□□	□□	27.4#	982
		16 x 36	UWTRC321636	□□□	74P	□□□	□□□	□□	34.0#	1034

Ⓐ Ⓑ Ⓒ Ⓓ Ⓔ Ⓕ

HOW TO ORDER

Indicate the following information on order form:
1. Quantity of each item.
2. Model number, including options. See "How To Build a Model Number".
3. Any special service required.

Note: • The □ indicates that a choice is required.
- The absence of the □ indicates that no choice is required.
- Alpha-numeric characters in place of □ indicate that no other alternatives are available.

HOW TO BUILD A MODEL NUMBER

Ⓐ Select basic model.

Ⓑ Select notch location.

NN	- Standard
LN	- Left; add $52
RN	- Right; add $52
LRN	- Both; add $103

Ⓒ Select edge style.

74P	- 74P edge

Ⓓ Select surface finish.
Refer to the **Product Color Options** page in this price list.
Surface finish offerings are based on edge style selections.

Ⓔ Select edge color.
Refer to the **Product Color Options** page in this price list.

Ⓕ Select bracket finish.
Refer to the **Product Color Options** page in this price list.

SPECIAL SERVICES

Special Carton Marking

With specially marked information	N/C

Shipping

Ships **knocked down, FOB Manitowoc, WI 54220, freight prepaid.** Freight class 70.

Specifications and prices are subject to change without prior notice.

Worksurfaces
Freestanding Tables

KI

Worksurfaces
Freestanding Tables

	MODEL	D x W	MODEL NUMBER: Basic Model	Edge Style	Frame Color	Insert Type	Insert Color	Surface Finish	Edge Color	Approx. Packaged Weight	74P Edge (74P)	Knife Edge (KN)
 UTBL	**Freestanding Tables - Open Leg** • Table includes base support and worksurface • Knife edge is featured on all four sides when specified • Support gusset extends 1-1/2" below worksurface on all sides • 29" high table provides 26-1/4" clearance under gusset	24 x 48"	UTBLO2448	□□□	□□			□□□	□□□	51.0#	$ 864	$ 920
		24 x 60"	UTBLO2460	□□□	□□			□□□	□□□	62.0#	1000	1146
		24 x 72"	UTBLO2472	□□□	□□			□□□	□□□	74.0#	1013	1216
		30 x 48"	UTBLO3048	□□□	□□			□□□	□□□	71.0#	974	1035
		30 x 60"	UTBLO3060	□□□	□□			□□□	□□□	73.0#	1110	1224
		30 x 72"	UTBLO3072	□□□	□□			□□□	□□□	83.0#	1106	1376
 UTBL	**Freestanding Tables - With Insert** • Table includes base support and worksurface • Knife edge is featured on all four sides when specified • Support gusset extends 1-1/2" below worksurface on all sides • 29" high table provides 26-1/4" clearance under gusset	24 x 48"	UTBLI2448	□□□	□□	PS	□□□	□□□	□□□	86.0#	$ 1343	$ 1224
		24 x 60"	UTBLI2460	□□□	□□	PS	□□□	□□□	□□□	97.0#	1420	1507
		24 x 72"	UTBLI2472	□□□	□□	PS	□□□	□□□	□□□	109.0#	1499	1504
		30 x 48"	UTBLI3048	□□□	□□	PS	□□□	□□□	□□□	97.0#	1421	1377
		30 x 60"	UTBLI3060	□□□	□□	PS	□□□	□□□	□□□	108.0#	1533	1637
		30 x 72"	UTBLI3072	□□□	□□	PS	□□□	□□□	□□□	118.0#	1613	1676
				Ⓑ	Ⓒ	Ⓓ	Ⓔ	Ⓕ	Ⓖ			

HOW TO ORDER

Indicate the following information on order form:
1. Quantity of each item.
2. Model number, including options. See "How To Build a Model Number".
3. Any special service required.

Note: • The □ indicates that a choice is required.
• The absence of the □ indicates that no choice is required.
• Alpha-numeric characters in place of □ indicate that no other alternatives are available.

HOW TO BUILD A MODEL NUMBER

Ⓐ Select basic model.

Ⓑ Select edge style.

74P	- 74P edge
KN	- Knife edge

Ⓒ Select frame color.
Refer to the **Product Color Options** page in this price list.

Ⓓ Select insert type.

PS	- Perforated steel

Ⓔ Select insert color.
Refer to the **Product Color Options** page in this price list.

Ⓕ Select surface finish.
Refer to the **Product Color Options** page in this price list.
Surface finish offerings are based on edge style selections.

Ⓖ Select edge color.
Refer to the **Product Color Options** page in this price list.

SPECIAL SERVICES

Special Carton Marking

With specially marked information	N/C

Shipping

Ships **knocked down, FOB Manitowoc, WI 54220, freight prepaid.** Freight class 70.

Specifications and prices are subject to change without prior notice.

Worksurface Support

Worksurface Support

	MODEL	MODEL NUMBER Basic Model	Trim Color	Approx. Packaged Weight	Delivered Pricing
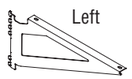 HRDPT	**Standard Cantilever Bracket** • Either left or right handed	UCANTST.R	□□	2.5#	$ 37
		UCANTST.L	□□	2.5#	37
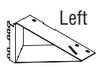 HRDPT	**Design Bracket - Worksurface Support Bracket** • For 18" deep worksurface support only; may not be used in conjunction with overheads	UCANTD12.R	□□	2.0#	$ 73
		UCANTD12.L	□□	2.0#	73
		Ⓐ	Ⓑ		

HOW TO ORDER

Indicate the following information on order form:
1. Quantity of each item.
2. Model number, including options. See "How To Build a Model Number".
3. Any special service required.

Note: • The □ indicates that a choice is required.
- The absence of the □ indicates that no choice is required.
- Alpha-numeric characters in place of □ indicate that no other alternatives are available.

HOW TO BUILD A MODEL NUMBER

Ⓐ Select basic model.

Ⓑ Select trim color.
Refer to the **Product Color Options** page in this price list.
Metallic finish not available.

SPECIAL SERVICES

Special Carton Marking

With specially marked information	N/C

Shipping

Ships **knocked down, FOB Manitowoc, WI 54220, freight prepaid.** Freight class 70.

Specifications and prices are subject to change without prior notice.

	MODEL	H	MODEL NUMBER Basic Model	Edge Style	Trim Color	Approx. Packaged Weight	Delivered Pricing
 Right Orientation HRDPT	**Worksurface Edge Support with Lock** • Optional support tying worksurface edge in to adjacent panel frame		UWSES.R		□□	1.0#	$ 40
			UWSES.L		□□	1.0#	40
 HRDPT	**Splice Plate** • For use with 24” and 30” deep worksurfaces		USPLPL			0.5#	$ 9
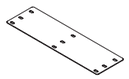 HRDPT	**Splice Plate - 22” Worksurface** • For use with 22” deep worksurfaces		USPLPL.22			2.4#	$ 30
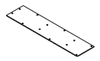 HRDPT	**Add-on Peninsula Attachment Plate** • For use only with 74P worksurfaces		UPENPL24			3.8#	$ 26
			UPENPL30			4.6#	30
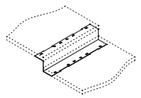 UCFP	**Height Change Filler Plate for In-Line** • Use when adapting heights of in-line worksurface conditions • Specify by worksurface depth • Edge style refers to worksurface that support is being attached to • Filler plate is intended for use between 26” and 29” worksurface heights, resulting gap between surfaces is 1-7/8”	18”	UCFPI18	□□□	□□	2.6#	$ 47
		22”	UCFPI22	□□□	□□	3.1#	51
		24”	UCFPI24	□□□	□□	3.4#	51
		30”	UCFPI30	□□□	□□	4.3#	54
UCFP	**Height Change Filler Plate for Corner** • Use when adapting heights of corner worksurface conditions • Specify by worksurface depth • Edge style refers to worksurface that support is being attached to • Filler plate is intended for use between 26” and 29” worksurface heights, resulting gap between surfaces is 1-7/8”	18”	UCFPC18	□□□	□□	2.7#	$ 47
		22”	UCFPC22	□□□	□□	3.3#	51
		24”	UCFPC24	□□□	□□	3.5#	51
		30”	UCFPC30	□□□	□□	4.3#	54
			Ⓐ	Ⓑ	Ⓒ		

HOW TO ORDER

Indicate the following information on order form:
1. Quantity of each item.
2. Model number, including options. See “How To Build a Model Number”.
3. Any special service required.

Note: • The □ indicates that a choice is required.
- The absence of the □ indicates that no choice is required.
- Alpha-numeric characters in place of □ indicate that no other alternatives are available.

HOW TO BUILD A MODEL NUMBER

Ⓐ Select basic model.

Ⓑ Select edge style.

74P	- 74P edge
KN	- Knife edge

Ⓒ Select trim color.
Refer to the **Product Color Options** page in this price list.
Metallic finish not available.

SPECIAL SERVICES

Special Carton Marking

With specially marked information	N/C

Shipping

Ships **knocked down, FOB Manitowoc, WI 54220, freight prepaid.** Freight class 70.

Specifications and prices are subject to change without prior notice.

Worksurface Support
Post Leg

Worksurface Support
Post Leg

	MODEL	H	MODEL NUMBER: Basic Model	MODEL NUMBER: Frame Color	Approx. Packaged Weight	Delivered Pricing
 HRDPT	**Post Leg Assembly - 27-3/4" Height** • Supports standard 29" height worksurfaces	27-3/4"	UPL29	☐☐	5.5#	$ 73
 HRDPT	**Post Leg Assembly - 24-3/4" Height** • Supports 26" height worksurfaces	24-3/4"	UPL26	☐☐	5.0#	$ 73
			Ⓐ	Ⓑ		

HOW TO ORDER

Indicate the following information on order form:
1. Quantity of each item.
2. Model number, including options. See "How To Build a Model Number".
3. Any special service required.

Note: • The ☐ indicates that a choice is required.
- The absence of the ☐ indicates that no choice is required.
- Alpha-numeric characters in place of ☐ indicate that no other alternatives are available.

HOW TO BUILD A MODEL NUMBER

Ⓐ Select basic model.

Ⓑ Select frame color.
Refer to the **Product Color Options** page in this price list.
Metallic finish not available.

SPECIAL SERVICES

Special Carton Marking

With specially marked information	N/C

Shipping

Ships **knocked down, FOB Manitowoc, WI 54220, freight prepaid.** Freight class 70.

Specifications and prices are subject to change without prior notice.

Support Leg
Non-Panel Mounted, Open

Support Leg
Non-Panel Mounted, Open

	MODEL	W x H	MODEL NUMBER Basic Model	Edge Style	Frame Color	Approx. Packaged Weight	Delivered Pricing
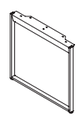	**Open Leg - 27-3/4" Height** • Does not allow for panel attachment • Supports standard 29" perpendicular worksurface • Specify width by worksurface depth • Edge style refers to worksurface that support is being attached to	18 x 27-3/4"	UPNLO1829	□□□	□□	12.5#	$ 235
		22 x 27-3/4"	UPNLO2229	□□□	□□	13.8#	240
		24 x 27-3/4"	UPNLO2429	□□□	□□	14.4#	248
		30 x 27-3/4"	UPNLO3029	□□□	□□	16.2#	271
USL							
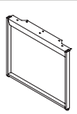	**Open Leg - 24-3/4" Height** • Does not allow for panel attachment • Supports standard 26" perpendicular worksurface • Specify width by worksurface depth • Edge style refers to worksurface that support is being attached to	18 x 24-3/4"	UPNLO1826	□□□	□□	12.0#	$ 232
		22 x 24-3/4"	UPNLO2226	□□□	□□	13.2#	237
		24 x 24-3/4"	UPNLO2426	□□□	□□	13.9#	241
		30 x 24-3/4"	UPNLO3026	□□□	□□	15.7#	267
USL							
			Ⓐ	Ⓑ	Ⓒ		

HOW TO ORDER

Indicate the following information on order form:
1. Quantity of each item.
2. Model number, including options. See "How To Build a Model Number".
3. Any special service required.

Note: • The □ indicates that a choice is required.
- The absence of the □ indicates that no choice is required.
- Alpha-numeric characters in place of □ indicate that no other alternatives are available.

HOW TO BUILD A MODEL NUMBER

Ⓐ Select basic model.

Ⓑ Select edge style.

74P	- 74P edge
KN	- Knife edge

Ⓒ Select frame color.
Refer to the **Product Color Options** page in this price list.
Metallic finish not available.

SPECIAL SERVICES

Special Carton Marking

With specially marked information	N/C

Shipping

Ships **knocked down, FOB Manitowoc, WI 54220, freight prepaid.** Freight class 70.

Specifications and prices are subject to change without prior notice.

Support Leg
Non-Panel Mounted, Insert

KI

Support Leg
Non-Panel Mounted, Insert

	MODEL	W x H	MODEL NUMBER Basic Model	Edge Style	Frame Color	Insert Type	Insert Color	Approx. Packaged Weight	Delivered Pricing
 USL	**Insert Leg - 27-3/4" Height** • Does not allow for panel attachment • Supports standard 29" perpendicular worksurface • Features perforated steel insert • Specify width by worksurface depth • Steel insert paint color is specified separately from frame color • Edge style refers to worksurface that support is being attached to	18 x 27-3/4"	UPNLI1829	□□□	□□	PS	□□□	16.1#	$ 367
		22 x 27-3/4"	UPNLI2229	□□□	□□	PS	□□□	18.3#	384
		24 x 27-3/4"	UPNLI2429	□□□	□□	PS	□□□	19.4#	402
		30 x 27-3/4"	UPNLI3029	□□□	□□	PS	□□□	22.4#	444
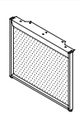 USL	**Insert Leg - 24-3/4" Height** • Does not allow for panel attachment • Supports 26" perpendicular worksurface • Features perforated steel insert • Specify width by worksurface depth • Steel insert paint color is specified separately from frame color • Edge style refers to worksurface that support is being attached to	18 x 24-3/4"	UPNLI1826	□□□	□□	PS	□□□	15.3#	$ 362
		22 x 24-3/4"	UPNLI2226	□□□	□□	PS	□□□	17.4#	382
		24 x 24-3/4"	UPNLI2426	□□□	□□	PS	□□□	18.4#	397
		30 x 24-3/4"	UPNLI3026	□□□	□□	PS	□□□	21.3#	438
			Ⓐ	Ⓑ	Ⓒ	Ⓓ	Ⓔ		

HOW TO ORDER

Indicate the following information on order form:
1. Quantity of each item.
2. Model number, including options. See "How To Build a Model Number".
3. Any special service required.

Note: • The □ indicates that a choice is required.
- The absence of the □ indicates that no choice is required.
- Alpha-numeric characters in place of □ indicate that no other alternatives are available.

HOW TO BUILD A MODEL NUMBER

Ⓐ Select basic model.

Ⓑ Select edge style.

74P	- 74P edge
KN	- Knife edge

Ⓒ Select frame color.
Refer to the **Product Color Options** page in this price list.
Metallic finish not available.

Ⓓ Select insert type.

PS	- Perforated steel

Ⓔ Select insert color.
Refer to the **Product Color Options** page in this price list.

SPECIAL SERVICES

Special Carton Marking

With specially marked information	N/C

Shipping

Ships **knocked down, FOB Manitowoc, WI 54220, freight prepaid.** Freight class 70.

Specifications and prices are subject to change without prior notice.

Support Leg
Panel Mounted, Open

Support Leg
Panel Mounted, Open

	MODEL	W x H	MODEL NUMBER: Basic Model	Left or Right Side	Edge Style	Frame Color	Approx. Packaged Weight	Delivered Pricing
 USL	**Open Leg - 27-3/4" Height** • Features bracketry to attach to panel frame • Left orientation shown in image • Specify width by worksurface depth • Edge style refers to worksurface that support is being attached to	18 x 27-3/4"	UPSL01829	☐	☐☐☐	☐☐	13.1#	$ 240
		22 x 27-3/4"	UPSL02229	☐	☐☐☐	☐☐	14.4#	248
		24 x 27-3/4"	UPSL02429	☐	☐☐☐	☐☐	15.0#	253
		30 x 27-3/4"	UPSL03029	☐	☐☐☐	☐☐	16.9#	275
		48 x 27-3/4"	UPSL04829	☐	☐☐☐	☐☐	25.2#	410
		54 x 27-3/4"	UPSL05429	☐	☐☐☐	☐☐	27.1#	411
		60 x 27-3/4"	UPSL06029	☐	☐☐☐	☐☐	29.0#	421
		72 x 27-3/4"	UPSL07229	☐	☐☐☐	☐☐	32.9#	457
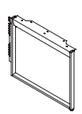 USL	**Open Leg - 24-3/4" Height** • Features bracketry to attach to panel frame • Left orientation shown in image • Specify width by worksurface depth • Edge style refers to worksurface that support is being attached to	18 x 24-3/4"	UPSL01826	☐	☐☐☐	☐☐	12.5#	$ 237
		22 x 24-3/4"	UPSL02226	☐	☐☐☐	☐☐	13.8#	241
		24 x 24-3/4"	UPSL02426	☐	☐☐☐	☐☐	14.4#	250
		30 x 24-3/4"	UPSL03026	☐	☐☐☐	☐☐	16.3#	272
		48 x 24-3/4"	UPSL04826	☐	☐☐☐	☐☐	24.6#	407
		54 x 24-3/4"	UPSL05426	☐	☐☐☐	☐☐	25.2#	408
		60 x 24-3/4"	UPSL06026	☐	☐☐☐	☐☐	28.4#	418
		72 x 24-3/4"	UPSL07226	☐	☐☐☐	☐☐	32.3#	454
			Ⓐ	Ⓑ	Ⓒ	Ⓓ		

HOW TO ORDER

Indicate the following information on order form:
1. Quantity of each item.
2. Model number, including options. See "How To Build a Model Number".
3. Any special service required.

Note: • The ☐ indicates that a choice is required.
- The absence of the ☐ indicates that no choice is required.
- Alpha-numeric characters in place of ☐ indicate that no other alternatives are available.

HOW TO BUILD A MODEL NUMBER

Ⓐ Select basic model.

Ⓑ Select orientation.

L	- Left
R	- Right

Ⓒ Select edge style.

74P	- 74P edge
KN	- Knife edge

Ⓓ Select frame color.
Refer to the **Product Color Options** page in this price list.
Metallic finish not available.

SPECIAL SERVICES

Special Carton Marking

With specially marked information	N/C

Shipping

Ships **knocked down, FOB Manitowoc, WI 54220, freight prepaid.** Freight class 70.

Specifications and prices are subject to change without prior notice.

Support Leg
Panel Mounted, Insert

KI

Support Leg
Panel Mounted, Insert

	MODEL	W x H	MODEL NUMBER: Basic Model	Left or Right Side	Edge Style	Frame Color	Insert Type	Insert Color	Approx. Packaged Weight	Delivered Pricing
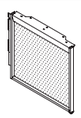	**Insert Leg - 27-3/4" Height** • Features bracketry to attach to panel frame • Specify width by worksurface depth • Left orientation shown in image • Edge style refers to worksurface that support is being attached to	18 x 27-3/4"	UPSLI1829	☐	☐☐☐	☐☐	☐☐	☐☐☐	16.8#	$ 372
		22 x 27-3/4"	UPSLI2229	☐	☐☐☐	☐☐	☐☐	☐☐☐	18.9#	388
		24 x 27-3/4"	UPSLI2429	☐	☐☐☐	☐☐	☐☐	☐☐☐	20.0#	407
		30 x 27-3/4"	UPSLI3029	☐	☐☐☐	☐☐	☐☐	☐☐☐	23.0#	450
		48 x 27-3/4"	UPSLI4829	☐	☐☐☐	☐☐	☐☐	☐☐☐	35.3#	761
		54 x 27-3/4"	UPSLI5429	☐	☐☐☐	☐☐	☐☐	☐☐☐	38.6#	777
USL		60 x 27-3/4"	UPSLI6029	☐	☐☐☐	☐☐	☐☐	☐☐☐	41.8#	800
		72 x 27-3/4"	UPSLI7229	☐	☐☐☐	☐☐	☐☐	☐☐☐	48.3#	875
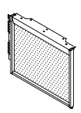	**Insert Leg - 24-3/4" Height** • Features bracketry to attach to panel frame • Specify width by worksurface depth • Left orientation shown in image • Edge style refers to worksurface that support is being attached to	18 x 24-3/4"	UPSLI1826	☐	☐☐☐	☐☐	☐☐	☐☐☐	15.8#	$ 367
		22 x 24-3/4"	UPSLI2226	☐	☐☐☐	☐☐	☐☐	☐☐☐	17.9#	385
		24 x 24-3/4"	UPSLI2426	☐	☐☐☐	☐☐	☐☐	☐☐☐	19.0#	402
		30 x 24-3/4"	UPSLI3026	☐	☐☐☐	☐☐	☐☐	☐☐☐	21.9#	444
		48 x 24-3/4"	UPSLI4826	☐	☐☐☐	☐☐	☐☐	☐☐☐	33.8#	758
		54 x 24-3/4"	UPSLI5426	☐	☐☐☐	☐☐	☐☐	☐☐☐	35.6#	772
USL		60 x 24-3/4"	UPSLI6026	☐	☐☐☐	☐☐	☐☐	☐☐☐	40.0#	795
		72 x 24-3/4"	UPSLI7226	☐	☐☐☐	☐☐	☐☐	☐☐☐	46.2#	869
			Ⓐ	Ⓑ	Ⓒ	Ⓓ	Ⓔ	Ⓕ		

HOW TO ORDER

Indicate the following information on order form:
1. Quantity of each item.
2. Model number, including options. See "How To Build a Model Number".
3. Any special service required.

Note: • The ☐ indicates that a choice is required.
- The absence of the ☐ indicates that no choice is required.
- Alpha-numeric characters in place of ☐ indicate that no other alternatives are available.

HOW TO BUILD A MODEL NUMBER

Ⓐ Select basic model.

Ⓑ Select orientation.

L	- Left
R	- Right

Ⓒ Select edge style.

74P	- 74P edge
KN	- Knife edge

Ⓓ Select frame color.
Refer to the **Product Color Options** page in this price list.
Metallic finish not available.

Ⓔ Select insert type.

PS	- Perforated steel

Ⓕ Select insert color.
Refer to the **Product Color Options** page in this price list.

SPECIAL SERVICES

Special Carton Marking

With specially marked information	N/C

Shipping

Ships **knocked down, FOB Manitowoc, WI 54220, freight prepaid.** Freight class 70.

Specifications and prices are subject to change without prior notice.

Support Leg
Panel Mounted, Center

Support Leg
Panel Mounted, Center

	MODEL	W x H	MODEL NUMBER Basic Model	Left or Right Side	Edge Style	Frame Color	Approx. Packaged Weight	Delivered Pricing
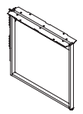 USL	**Center Leg (Open) - 27-3/4" Height** • Handedness of unit indicates placement of the visible portion of the locking plate • Leg is non-handed. Leg is centered between joining worksurfaces. Right and Left selection indicate location of the lockng bracket for preferred installation access. Teeth engage one vertical row of bracket slots and cover the adjacent row • Attaches to panel frame to join two worksurfaces • Specify width by worksurface depth • Leg is non-handed, leg is centered between joining worksurfaces and connects to left hand panel slotting and also covers adjacent right hand slotting • Edge style refers to worksurface that support is being attached to	18 x 27-3/4"	UPSLC1829	☐	☐☐☐	☐☐	16.5#	$ 281
		22 x 27-3/4"	UPSLC2229	☐	☐☐☐	☐☐	18.5#	287
		24 x 27-3/4"	UPSLC2429	☐	☐☐☐	☐☐	19.4#	295
		30 x 27-3/4"	UPSLC3029	☐	☐☐☐	☐☐	22.2#	317
 USL	**Center Leg (Open) - 24-3/4" Height** • Handedness of unit indicates placement of the visible portion of the locking plate • Leg is non-handed. Leg is centered between joining worksurfaces. Right and Left selection indicate location of the lockng bracket for preferred installation access. Teeth engage one vertical row of bracket slots and cover the adjacent row • Attaches to panel frame to join two worksurfaces • Specify width by worksurface depth • Edge style refers to worksurface that support is being attached to	18 x 24-3/4"	UPSLC1826	☐	☐☐☐	☐☐	15.9#	$ 276
		22 x 24-3/4"	UPSLC2226	☐	☐☐☐	☐☐	17.9#	283
		24 x 24-3/4"	UPSLC2426	☐	☐☐☐	☐☐	18.8#	288
		30 x 24-3/4"	UPSLC3026	☐	☐☐☐	☐☐	21.6#	312

Ⓐ Ⓑ Ⓒ Ⓓ

HOW TO ORDER

Indicate the following information on order form:
1. Quantity of each item.
2. Model number, including options. See "How To Build a Model Number".
3. Any special service required.

Note: • The ☐ indicates that a choice is required.
- The absence of the ☐ indicates that no choice is required.
- Alpha-numeric characters in place of ☐ indicate that no other alternatives are available.

HOW TO BUILD A MODEL NUMBER

Ⓐ Select basic model.

Ⓑ Select orientation.

L	- Left
R	- Right

Ⓒ Select edge style.

74P	- 74P edge
KN	- Knife edge

Ⓓ Select frame color.
Refer to the **Product Color Options** page in this price list.
Metallic finish not available.

SPECIAL SERVICES

Special Carton Marking

With specially marked information N/C

Shipping

Ships **knocked down, FOB Manitowoc, WI 54220, freight prepaid.** Freight class 70.

Specifications and prices are subject to change without prior notice.

Universal Storage and Accessories
Overhead Storage

Universal Storage and Accessories
Overhead Storage

	MODEL	W x H x D	MODEL NUMBER: Basic Model	Assembly	Paint Color	Lock Option	Lock Color	Approx. Packaged Weight	Delivered Pricing	Metallic Paint add to list price
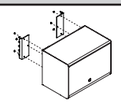 PRDS	**Steel Door Overhead Cabinet-On-Module** • On-Module overheads (PM) mount into slots in vertical posts. Overheads must be the same width as panel mounted to • Allows for vertical adjustment in 1" increments • Includes mounting brackets • Steel bottom and top shelf, end panels and front with powder-coated finish • Accepts shelf divider • Door stores recessed with exposed plastic trim handle • Double bit lock is included • Shelf depth is 13-1/4"	24 x 16-1/2 x 14-1/2"	PRDS24/UN/PM	☐	☐☐	☐☐☐	☐☐☐	32.0#	$ 597	$ 102
		30 x 16-1/2 x 14-1/2"	PRDS30/UN/PM	☐	☐☐	☐☐☐	☐☐☐	36.0#	658	111
		36 x 16-1/2 x 14-1/2"	PRDS36/UN/PM	☐	☐☐	☐☐☐	☐☐☐	40.0#	667	112
		42 x 16-1/2 x 14-1/2"	PRDS42/UN/PM	☐	☐☐	☐☐☐	☐☐☐	44.0#	713	123
		48 x 16-1/2 x 14-1/2"	PRDS48/UN/PM	☐	☐☐	☐☐☐	☐☐☐	49.0#	754	130
		54 x 16-1/2 x 14-1/2"	PRDS54/UN/PM	☐	☐☐	☐☐☐	☐☐☐	54.0#	849	135
		60 x 16-1/2 x 14-1/2"	PRDS60/UN/PM	☐	☐☐	☐☐☐	☐☐☐	57.0#	920	158
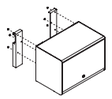 PRDS	**Steel Door Overhead Cabinet-Load Bar Mount** • Load Bar mount overheads (LB) hang from an externally mounted load bar • Load Bar purchased separately • Includes mounting brackets • Steel bottom and top shelf, end panels and front with powder-coated finish • Accepts shelf divider • Door stores recessed with exposed plastic trim handle • Double bit lock is included • Shelf depth is 13-1/4"	24 x 16-1/2 x 14-1/2"	PRDS24/UN/LB	☐	☐☐	☐☐☐	☐☐☐	32.0#	$ 708	$ 102
		30 x 16-1/2 x 14-1/2"	PRDS30/UN/LB	☐	☐☐	☐☐☐	☐☐☐	36.0#	761	111
		36 x 16-1/2 x 14-1/2"	PRDS36/UN/LB	☐	☐☐	☐☐☐	☐☐☐	40.0#	771	112
		42 x 16-1/2 x 14-1/2"	PRDS42/UN/LB	☐	☐☐	☐☐☐	☐☐☐	44.0#	819	123
		48 x 16-1/2 x 14-1/2"	PRDS48/UN/LB	☐	☐☐	☐☐☐	☐☐☐	49.0#	862	130
		54 x 16-1/2 x 14-1/2"	PRDS54/UN/LB	☐	☐☐	☐☐☐	☐☐☐	54.0#	954	135
		60 x 16-1/2 x 14-1/2"	PRDS60/UN/LB	☐	☐☐	☐☐☐	☐☐☐	57.0#	1030	158
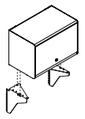 PRDS	**Steel Door Overhead Cabinet-Upmount** • On a 48" panel, clearance between the Universal overhead and 29" high worksurface is 18.85" • On a 56" panel, clearance between the Universal overhead and 29" high worksurface is 26.85" • Includes mounting brackets • Steel bottom and top shelf, end panels and front with powder-coated finish • Accepts shelf divider • Door stores recessed with exposed plastic trim handle • Double bit lock is included • Shelf depth is 13-1/4"	24 x 16-1/2 x 14-1/2"	PRDS24/UN/UM	☐	☐☐	☐☐☐	☐☐☐	32.0#	$ 761	$ 102
		30 x 16-1/2 x 14-1/2"	PRDS30/UN/UM	☐	☐☐	☐☐☐	☐☐☐	36.0#	820	111
		36 x 16-1/2 x 14-1/2"	PRDS36/UN/UM	☐	☐☐	☐☐☐	☐☐☐	40.0#	830	112
		42 x 16-1/2 x 14-1/2"	PRDS42/UN/UM	☐	☐☐	☐☐☐	☐☐☐	44.0#	874	123
		48 x 16-1/2 x 14-1/2"	PRDS48/UN/UM	☐	☐☐	☐☐☐	☐☐☐	49.0#	917	130
		54 x 16-1/2 x 14-1/2"	PRDS54/UN/UM	☐	☐☐	☐☐☐	☐☐☐	54.0#	1016	135
		60 x 16-1/2 x 14-1/2"	PRDS60/UN/UM	☐	☐☐	☐☐☐	☐☐☐	57.0#	1089	158
				Ⓑ	Ⓒ	Ⓓ	Ⓔ			
			Ⓐ							

HOW TO ORDER

Indicate the following information on order form:
1. Quantity of each item.
2. Model number, including options. See "How To Build a Model Number".
3. Any special service required.

Note: • The ☐ indicates that a choice is required.
• The absence of the ☐ indicates that no choice is required.
• Alpha-numeric characters in place of ☐ indicate that no other alternatives are available.

HOW TO BUILD A MODEL NUMBER

Ⓐ Select basic model.

Ⓑ Select assembly.

F	- Fully Assembled; add $179
U	- Unassembled

Ⓒ Select paint color.
Refer to the **Product Color Options** page in this price list.

Ⓓ Select lock option.

KA	- Key alike
KS	- Key standard
NLC	- No lock core

Ⓔ Select lock color.
Refer to the **Product Color Options** page in this price list.

INFORMATION

See color page for coordinated plastic or trim color to the paint color.

SPECIAL SERVICES

Special Carton Marking

With specially marked information N/C

Shipping

Ships **knocked down, FOB Manitowoc, WI 54220, freight prepaid.** Freight class 70.

Specifications and prices are subject to change without prior notice.

Universal Storage and Accessories
Overhead Storage

Universal Storage and Accessories
Overhead Storage

	MODEL	W x H x D	MODEL NUMBER: Basic Model	Assembly	Paint Color	Fabric Color	Lock Option	Lock Color	Approx. Packaged Weight	Delivered Pricing Fabric Grade 1 & C.O.M.	Delivered Pricing Fabric Grade 2	Delivered Pricing Fabric Grade 3 & Pallas Vertical Fabric Grade PV	Delivered Pricing Pallas Vertical Fabric Grade PV1	Delivered Pricing Pallas Vertical Fabric Grade PV2	Metallic Paint add to list price
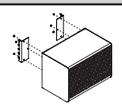 PRDF	**Fabric Door Overhead Cabinet-On-Module** • On-Module overheads (PM) mount into slots in vertical posts and must be the same width as panel mounted to • Allows for vertical adjustment in 1" increments • Includes mounting brackets • Steel bottom and top shelf, end panels and front with powder-coated finish • Accepts shelf divider • Door stores recessed with exposed plastic trim handle • Double bit lock is included • Shelf depth is 13-1/4"	24 x 16-1/2 x 14-1/2"	PRDF24/UN/PM	☐	☐☐	☐☐☐☐	☐☐☐	☐☐☐	32.0#	$ 630	$ 640	$ 650	$ 650	$ 657	$ 102
		30 x 16-1/2 x 14-1/2"	PRDF30/UN/PM	☐	☐☐	☐☐☐☐	☐☐☐	☐☐☐	36.0#	687	700	709	709	716	111
		36 x 16-1/2 x 14-1/2"	PRDF36/UN/PM	☐	☐☐	☐☐☐☐	☐☐☐	☐☐☐	40.0#	705	715	725	725	735	112
		42 x 16-1/2 x 14-1/2"	PRDF42/UN/PM	☐	☐☐	☐☐☐☐	☐☐☐	☐☐☐	44.0#	747	758	769	769	781	123
		48 x 16-1/2 x 14-1/2"	PRDF48/UN/PM	☐	☐☐	☐☐☐☐	☐☐☐	☐☐☐	49.0#	794	810	819	819	828	130
		54 x 16-1/2 x 14-1/2"	PRDF54/UN/PM	☐	☐☐	☐☐☐☐	☐☐☐	☐☐☐	53.0#	782	801	807	807	822	135
		60 x 16-1/2 x 14-1/2"	PRDF60/UN/PM	☐	☐☐	☐☐☐☐	☐☐☐	☐☐☐	57.0#	969	987	995	995	1011	158
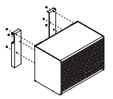 PRDF	**Fabric Door Overhead Cabinet-Load Bar Mount** • Load Bar mount overheads (LB) hang from an externally mounted load bar • Load Bar purchased separately • Includes mounting brackets • Steel bottom and top shelf, end panels and front with powder-coated finish • Accepts shelf divider • Door stores recessed with exposed plastic trim handle • Double bit lock is included • Shelf depth is 13-1/4"	24 x 16-1/2 x 14-1/2"	PRDF24/UN/LB	☐	☐☐	☐☐☐☐	☐☐☐	☐☐☐	32.0#	$ 738	$ 747	$ 755	$ 755	$ 761	$ 102
		30 x 16-1/2 x 14-1/2"	PRDF30/UN/LB	☐	☐☐	☐☐☐☐	☐☐☐	☐☐☐	36.0#	794	806	815	815	824	111
		36 x 16-1/2 x 14-1/2"	PRDF36/UN/LB	☐	☐☐	☐☐☐☐	☐☐☐	☐☐☐	40.0#	810	820	831	831	837	112
		42 x 16-1/2 x 14-1/2"	PRDF42/UN/LB	☐	☐☐	☐☐☐☐	☐☐☐	☐☐☐	44.0#	857	865	877	877	886	123
		48 x 16-1/2 x 14-1/2"	PRDF48/UN/LB	☐	☐☐	☐☐☐☐	☐☐☐	☐☐☐	49.0#	902	916	929	929	936	130
		54 x 16-1/2 x 14-1/2"	PRDF54/UN/LB	☐	☐☐	☐☐☐☐	☐☐☐	☐☐☐	53.0#	1016	1024	1034	1034	1041	135
		60 x 16-1/2 x 14-1/2"	PRDF60/UN/LB	☐	☐☐	☐☐☐☐	☐☐☐	☐☐☐	57.0#	1077	1097	1106	1106	1116	158
 PRDF	**Fabric Door Overhead Cabinet-Upmount** • On a 48" panel, clearance between the Universal overhead and 29" high worksurface is 18.85" • On a 56" panel, clearance between the Universal overhead and 29" high worksurface is 26.85" • Includes mounting brackets • Steel bottom and top shelf, end panels and front with powder-coated finish • Accepts shelf divider • Door stores recessed with exposed plastic trim handle • Double bit lock is included • Shelf depth is 13-1/4"	24 x 16-1/2 x 14-1/2"	PRDF24/UN/UM	☐	☐☐	☐☐☐☐	☐☐☐	☐☐☐	32.0#	$ 794	$ 805	$ 813	$ 813	$ 819	$ 102
		30 x 16-1/2 x 14-1/2"	PRDF30/UN/UM	☐	☐☐	☐☐☐☐	☐☐☐	☐☐☐	36.0#	855	862	870	870	882	111
		36 x 16-1/2 x 14-1/2"	PRDF36/UN/UM	☐	☐☐	☐☐☐☐	☐☐☐	☐☐☐	40.0#	866	878	890	890	898	112
		42 x 16-1/2 x 14-1/2"	PRDF42/UN/UM	☐	☐☐	☐☐☐☐	☐☐☐	☐☐☐	44.0#	911	922	936	936	945	123
		48 x 16-1/2 x 14-1/2"	PRDF48/UN/UM	☐	☐☐	☐☐☐☐	☐☐☐	☐☐☐	49.0#	959	972	982	982	989	130
		54 x 16-1/2 x 14-1/2"	PRDF54/UN/UM	☐	☐☐	☐☐☐☐	☐☐☐	☐☐☐	53.0#	1060	1081	1089	1089	1086	135
		60 x 16-1/2 x 14-1/2"	PRDF60/UN/UM	☐	☐☐	☐☐☐☐	☐☐☐	☐☐☐	57.0#	1132	1153	1161	1161	1171	158
				Ⓐ	Ⓑ	Ⓒ	Ⓓ	Ⓔ	Ⓕ						

HOW TO ORDER

Indicate the following information on order form:
1. Quantity of each item.
2. Model number, including options. See "How To Build a Model Number".
3. Any special service required.

Note: • The ☐ indicates that a choice is required.
• The absence of the ☐ indicates that no choice is required.
• Alpha-numeric characters in place of ☐ indicate that no other alternatives are available.

HOW TO BUILD A MODEL NUMBER

Ⓐ Select basic model.

Ⓑ Select assembly.

F	- Fully Assembled; add $179
U	- Unassembled

Ⓒ Select paint color.
Refer to the **Product Color Options** page in this price list.

Ⓓ Select fabric color.
Refer to **ki.com/fabrics**

Ⓔ Select lock option.

KA	- Key alike
KS	- Key standard
NLC	- No lock core

Ⓕ Select lock color.
Refer to the **Product Color Options** page in this price list.

INFORMATION

See color page for coordinated plastic or trim color to the paint color.

SPECIAL SERVICES

Special Carton Marking

With specially marked information N/C

Shipping

Ships **knocked down, FOB Manitowoc, WI 54220, freight prepaid.** Freight class 70.

Specifications and prices are subject to change without prior notice.

Universal Storage and Accessories
Overhead Storage

Universal Storage and Accessories
Overhead Storage

	MODEL	W x H x D	MODEL NUMBER: Basic Model	Assembly	Paint Color	Laminate Color	Lock Option	Lock Color	Approx. Packaged Weight	Delivered Pricing	Metallic Paint add to list price
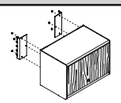 PRDL	**Laminate Door Overhead Cabinet-On-Module (PM)** • On-Module overheads mount into slots in vertical posts. Overheads must be same width as panel mounted to. Allows for vertical adjustment in 1" increments • Includes mounting brackets • Steel bottom and top shelf, end panels and front with powder-coated finish • Accepts shelf divider • Door stores recessed with exposed plastic trim handle • Double bit lock is included • Shelf depth is 13-1/4"	24 x 16-1/2 x 14-1/2"	PRDL24/UN/PM	☐	☐☐	☐☐☐	☐☐☐	☐☐☐	32.0#	$ 807	$ 102
		30 x 16-1/2 x 14-1/2"	PRDL30/UN/PM	☐	☐☐	☐☐☐	☐☐☐	☐☐☐	36.0#	886	111
		36 x 16-1/2 x 14-1/2"	PRDL36/UN/PM	☐	☐☐	☐☐☐	☐☐☐	☐☐☐	40.0#	902	112
		42 x 16-1/2 x 14-1/2"	PRDL42/UN/PM	☐	☐☐	☐☐☐	☐☐☐	☐☐☐	44.0#	960	123
		48 x 16-1/2 x 14-1/2"	PRDL48/UN/PM	☐	☐☐	☐☐☐	☐☐☐	☐☐☐	48.0#	1020	130
		54 x 16-1/2 x 14-1/2"	PRDL54/UN/PM	☐	☐☐	☐☐☐	☐☐☐	☐☐☐	53.0#	1074	135
		60 x 16-1/2 x 14-1/2"	PRDL60/UN/PM	☐	☐☐	☐☐☐	☐☐☐	☐☐☐	57.0#	1250	158
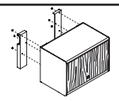 PRDL	**Laminate Door Overhead Cabinet-Load Bar Mount (LB)** • Load Bar mount overheads (LB) hang from an externally mounted load bar • Load Bar purchased separately • Includes mounting brackets • Steel bottom and top shelf, end panels and front with powder-coated finish • Accepts shelf divider • Door stores recessed with exposed plastic trim handle • Double bit lock is included • Shelf depth is 13-1/4"	24 x 16-1/2 x 14-1/2"	PRDL24/UN/LB	☐	☐☐	☐☐☐	☐☐☐	☐☐☐	32.0#	$ 914	$ 102
		30 x 16-1/2 x 14-1/2"	PRDL30/UN/LB	☐	☐☐	☐☐☐	☐☐☐	☐☐☐	36.0#	990	111
		36 x 16-1/2 x 14-1/2"	PRDL36/UN/LB	☐	☐☐	☐☐☐	☐☐☐	☐☐☐	40.0#	1012	112
		42 x 16-1/2 x 14-1/2"	PRDL42/UN/LB	☐	☐☐	☐☐☐	☐☐☐	☐☐☐	44.0#	1067	123
		48 x 16-1/2 x 14-1/2"	PRDL48/UN/LB	☐	☐☐	☐☐☐	☐☐☐	☐☐☐	48.0#	1127	130
		54 x 16-1/2 x 14-1/2"	PRDL54/UN/LB	☐	☐☐	☐☐☐	☐☐☐	☐☐☐	53.0#	1259	135
		60 x 16-1/2 x 14-1/2"	PRDL60/UN/LB	☐	☐☐	☐☐☐	☐☐☐	☐☐☐	57.0#	1353	158
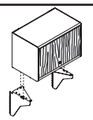 PRDL	**Laminate Door Overhead Cabinet-Up-mount** • On a 48" panel, clearance between the Universal overhead and 29" high worksurface is 18.85" • On a 56" panel, clearance between the Universal overhead and 29" high worksurface is 26.85" • Includes mounting brackets • Steel bottom and top shelf, end panels and front with powder-coated finish • Accepts shelf divider • Door stores recessed with exposed plastic trim handle • Double bit lock is included • Shelf depth is 13-1/4"	24 x 16-1/2 x 14-1/2"	PRDL24/UN/UM	☐	☐☐	☐☐☐	☐☐☐	☐☐☐	32.0#	$ 971	$ 102
		30 x 16-1/2 x 14-1/2"	PRDL30/UN/UM	☐	☐☐	☐☐☐	☐☐☐	☐☐☐	36.0#	1049	111
		36 x 16-1/2 x 14-1/2"	PRDL36/UN/UM	☐	☐☐	☐☐☐	☐☐☐	☐☐☐	40.0#	1064	112
		42 x 16-1/2 x 14-1/2"	PRDL42/UN/UM	☐	☐☐	☐☐☐	☐☐☐	☐☐☐	44.0#	1126	123
		48 x 16-1/2 x 14-1/2"	PRDL48/UN/UM	☐	☐☐	☐☐☐	☐☐☐	☐☐☐	48.0#	1183	130
		54 x 16-1/2 x 14-1/2"	PRDL54/UN/UM	☐	☐☐	☐☐☐	☐☐☐	☐☐☐	53.0#	1314	135
		60 x 16-1/2 x 14-1/2"	PRDL60/UN/UM	☐	☐☐	☐☐☐	☐☐☐	☐☐☐	57.0#	1412	158
				Ⓐ	Ⓑ	Ⓒ	Ⓓ	Ⓔ	Ⓕ		

HOW TO ORDER

Indicate the following information on order form:
1. Quantity of each item.
2. Model number, including options. See "How To Build a Model Number".
3. Any special service required.

Note: • The ☐ indicates that a choice is required.
• The absence of the ☐ indicates that no choice is required.
• Alpha-numeric characters in place of ☐ indicate that no other alternatives are available.

HOW TO BUILD A MODEL NUMBER

Ⓐ Select basic model.

Ⓑ Select assembly.

F	- Fully Assembled; add $179
U	- Unassembled

Ⓒ Select paint color.
Refer to the **Product Color Options** page in this price list.

Ⓓ Select laminate color.
Refer to the **Product Color Options** page in this price list.

Ⓔ Select lock option.

KA	- Key alike
KS	- Key standard
NLC	- No lock core

Ⓕ Select lock color.
Refer to the **Product Color Options** page in this price list.

INFORMATION
See color page for coordinated plastic or trim color to the paint color.

FINISH INFORMATION

Additional Laminate Offering
Additional laminates beyond KI standard offering, are available with two weeks extended leadtime. To specify additional laminates, use these designators followed by the supplier's color/pattern code:

Formica - LF/supplier's color pattern code
Nevamar - LN/supplier's color pattern code
Wilsonart - LW/supplier's color pattern code

KI's standard laminate finish is the supplier's recommended finish for that color/pattern.
Note: Nonstandard laminates from these suppliers (example: textured laminates) require a Product Modification Request.
Contact customer service for details.

SPECIAL SERVICES

Special Carton Marking

With specially marked information	N/C

Shipping
Ships **knocked down, FOB Manitowoc, WI 54220, freight prepaid.** Freight class 70.

Specifications and prices are subject to change without prior notice.

Universal Storage and Accessories
Overhead Storage

Universal Storage and Accessories
Overhead Storage

	MODEL	W x H x D	MODEL NUMBER Basic Model	MODEL NUMBER Paint Color	Approx. Packaged Weight	Delivered Pricing	Metallic Paint add to list price
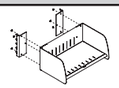 ULSR	**Low Shelf-On-Module** • On-Module shelves (PM) mount into slots in vertical posts. Shelves must be same width as panel mounted to. Allows for vertical adjustment in 1" increments	24 x 10-1/2 x 13-1/4"	ULSR24/UN/PM	☐☐	14.0#	$ 260	$ 102
		30 x 10-1/2 x 13-1/4"	ULSR30/UN/PM	☐☐	16.0#	270	111
		36 x 10-1/2 x 13-1/4"	ULSR36/UN/PM	☐☐	17.0#	284	112
		42 x 10-1/2 x 13-1/4"	ULSR42/UN/PM	☐☐	19.0#	295	123
		48 x 10-1/2 x 13-1/4"	ULSR48/UN/PM	☐☐	20.0#	300	130
		54 x 10-1/2 x 13-1/4"	ULSR54/UN/PM	☐☐	22.0#	320	135
		60 x 10-1/2 x 13-1/4"	ULSR60/UN/PM	☐☐	24.0#	329	158
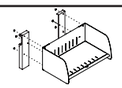 ULSR	**Low Shelf-Load Bar Mount** • Load Bar mount overheads (LB) hang from an externally mounted load bar • Load Bar purchased separately	24 x 10-1/2 x 13-1/4"	ULSR24/UN/LB	☐☐	14.0#	$ 365	$ 102
		30 x 10-1/2 x 13-1/4"	ULSR30/UN/LB	☐☐	16.0#	377	111
		36 x 10-1/2 x 13-1/4"	ULSR36/UN/LB	☐☐	17.0#	389	112
		42 x 10-1/2 x 13-1/4"	ULSR42/UN/LB	☐☐	19.0#	402	123
		48 x 10-1/2 x 13-1/4"	ULSR48/UN/LB	☐☐	20.0#	406	130
		54 x 10-1/2 x 13-1/4"	ULSR54/UN/LB	☐☐	22.0#	433	135
		60 x 10-1/2 x 13-1/4"	ULSR60/UN/LB	☐☐	24.0#	435	158
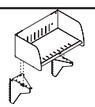 ULSR	**Low Shelf-Upmount** • On a 48" panel, clearance between the Universal overhead and 29" high worksurface is 18.85" • On a 56" panel, clearance between the Universal overhead and 29" high worksurface is 26.85"	24 x 10-1/2 x 13-1/4"	ULSR24/UN/UM	☐☐	14.0#	$ 424	$ 102
		30 x 10-1/2 x 13-1/4"	ULSR30/UN/UM	☐☐	16.0#	432	111
		36 x 10-1/2 x 13-1/4"	ULSR36/UN/UM	☐☐	17.0#	447	112
		42 x 10-1/2 x 13-1/4"	ULSR42/UN/UM	☐☐	19.0#	461	123
		48 x 10-1/2 x 13-1/4"	ULSR48/UN/UM	☐☐	20.0#	465	130
		54 x 10-1/2 x 13-1/4"	ULSR54/UN/UM	☐☐	22.0#	489	135
		60 x 10-1/2 x 13-1/4"	ULSR60/UN/UM	☐☐	24.0#	497	158
			Ⓐ	Ⓑ			

HOW TO ORDER

Indicate the following information on order form:
1. Quantity of each item.
2. Model number, including options. See "How To Build a Model Number".
3. Any special service required.

Note: • The ☐ indicates that a choice is required.
- The absence of the ☐ indicates that no choice is required.
- Alpha-numeric characters in place of ☐ indicate that no other alternatives are available.

HOW TO BUILD A MODEL NUMBER

Ⓐ Select basic model.

Ⓑ Select paint color.
Refer to the **Product Color Options** page in this price list.

INFORMATION

Includes 10-1/2" high back
Accepts shelf dividers
Shelves shipped assembled

SPECIAL SERVICES

Special Carton Marking

With specially marked information	N/C

Shipping

Ships **knocked down, FOB Manitowoc, WI 54220, freight prepaid.** Freight class 70.

Specifications and prices are subject to change without prior notice.

Universal Storage and Accessories
Overhead Storage

Universal Storage and Accessories
Overhead Storage

	MODEL	W x H x D	MODEL NUMBER Basic Model	MODEL NUMBER Paint Color	Approx. Packaged Weight	Delivered Pricing	Metallic Paint add to list price
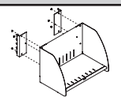	**Regular Shelf-On-Module** • On-Module shelves mount into slots in vertical posts. Shelves must be same width as panel mounted to. Allows for vertical adjustment in 1" increments	24 x 16-1/2 x 13-1/4"	URSR24/UN/PM	☐☐	19.0#	$ 280	$ 102
		30 x 16-1/2 x 13-1/4"	URSR30/UN/PM	☐☐	20.0#	291	111
		36 x 16-1/2 x 13-1/4"	URSR36/UN/PM	☐☐	22.0#	300	112
		42 x 16-1/2 x 13-1/4"	URSR42/UN/PM	☐☐	23.0#	309	123
		48 x 16-1/2 x 13-1/4"	URSR48/UN/PM	☐☐	25.0#	323	130
URSR		54 x 16-1/2 x 13-1/4"	URSR54/UN/PM	☐☐	27.0#	339	135
		60 x 16-1/2 x 13-1/4"	URSR60/UN/PM	☐☐	28.0#	350	158
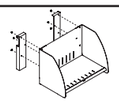	**Regular Shelf-Load Bar Mount** • Load Bar mount overheads (LB) hang from an externally mounted load bar • Load Bar purchased separately	24 x 16-1/2 x 13-1/4"	URSR24/UN/LB	☐☐	19.0#	$ 386	$ 102
		30 x 16-1/2 x 13-1/4"	URSR30/UN/LB	☐☐	20.0#	398	111
		36 x 16-1/2 x 13-1/4"	URSR36/UN/LB	☐☐	22.0#	406	112
		42 x 16-1/2 x 13-1/4"	URSR42/UN/LB	☐☐	23.0#	420	123
		48 x 16-1/2 x 13-1/4"	URSR48/UN/LB	☐☐	25.0#	428	130
URSR		54 x 16-1/2 x 13-1/4"	URSR54/UN/LB	☐☐	27.0#	444	135
		60 x 16-1/2 x 13-1/4"	URSR60/UN/LB	☐☐	28.0#	458	158
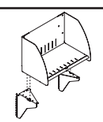	**Regular Shelf-Upmount** • On a 48" panel, clearance between the Universal overhead and 29" high worksurface is 18.85" • On a 56" panel, clearance between the Universal overhead and 29" high worksurface is 26.85"	24 x 16-1/2 x 13-1/4"	URSR24/UN/UM	☐☐	19.0#	$ 442	$ 102
		30 x 16-1/2 x 13-1/4"	URSR30/UN/UM	☐☐	20.0#	457	111
		36 x 16-1/2 x 13-1/4"	URSR36/UN/UM	☐☐	22.0#	465	112
		42 x 16-1/2 x 13-1/4"	URSR42/UN/UM	☐☐	23.0#	473	123
		48 x 16-1/2 x 13-1/4"	URSR48/UN/UM	☐☐	25.0#	485	130
		54 x 16-1/2 x 13-1/4"	URSR54/UN/UM	☐☐	27.0#	505	135
URSR		60 x 16-1/2 x 13-1/4"	URSR60/UN/UM	☐☐	28.0#	513	158
			Ⓐ	Ⓑ			

HOW TO ORDER

Indicate the following information on order form:
1. Quantity of each item.
2. Model number, including options. See "How To Build a Model Number".
3. Any special service required.

Note: • The ☐ indicates that a choice is required.
- The absence of the ☐ indicates that no choice is required.
- Alpha-numeric characters in place of ☐ indicate that no other alternatives are available.

HOW TO BUILD A MODEL NUMBER

Ⓐ Select basic model.

Ⓑ Select paint color.
Refer to the **Product Color Options** page in this price list.

INFORMATION

Includes full back
Accepts shelf dividers
Shelves shipped assembled

SPECIAL SERVICES

Special Carton Marking

With specially marked information N/C

Shipping

Ships **knocked down, FOB Manitowoc, WI 54220, freight prepaid.** Freight class 70.

Specifications and prices are subject to change without prior notice.

Universal Storage and Accessories
Overhead Accessories

Universal Storage and Accessories
Overhead Accessories

	MODEL	Features	MODEL NUMBER Basic Model	Trim Color	Approx. Packaged Weight	Delivered Pricing
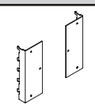 HRDPT	**Universal Overhead On-Module Mounting Bracket** • Sold in pairs / Black only • Mounts into slots in vertical posts • Allows for vertical adjustments in 1" increments • Only necessary to order if changing mounting style		48.0261.SET		1.0#	$ 52
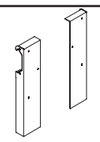 HRDPT	**Load Bar Brackets** • Load Bar mount overheads hang from an externally mounted load bar • Load Bar purchased separately, Sold in pairs		46.2103	☐☐	1.0#	$ 158
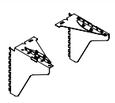 HRDPT	**Upmount Brackets** • On a 48" panel, clearance between the Universal overhead and 29" high worksurface is 18.85" • On a 56" panel, clearance between the Universal overhead and 29" high worksurface is 26.85" • Sold in pairs		46.2299	☐☐	1.0#	$ 197
HRDPT	**P-Series Keys** • Double bit design • Range of 200 different core/key numbers available • Must specify lock number(s) requested when ordering cut key or lock core/key sets	Lock Core/2 Key Set - Satin Chrome	2.KP20522.SC		0.4#	$ 15
		Lock Core/2 Key Set - Black	2.KP20522		0.4#	15
		Master Key	2.KP20550		0.2#	11
		Extractor Key	2.KP20551		0.2#	11
		Blank Key	2.KP20552		0.2#	3
		Cut Key	2.KP20557		0.2#	4
			Ⓐ	Ⓑ		

HOW TO ORDER

Indicate the following information on order form:
1. Quantity of each item.
2. Model number, including options. See "How To Build a Model Number".
3. Any special service required.

Note: • The ☐ indicates that a choice is required.
- The absence of the ☐ indicates that no choice is required.
- Alpha-numeric characters in place of ☐ indicate that no other alternatives are available.

HOW TO BUILD A MODEL NUMBER

Ⓐ Select basic model.

Ⓑ Select trim color.
Refer to the **Product Color Options** page in this price list.
Metallic finish not available.

SPECIAL SERVICES

Special Carton Marking

With specially marked information	N/C

Shipping

Ships **knocked down, FOB Manitowoc, WI 54220, freight prepaid.** Freight class 70.

Specifications and prices are subject to change without prior notice.

Universal Storage and Accessories
Overhead Accessories

Universal Storage and Accessories
Overhead Accessories

	MODEL	W x H	MODEL NUMBER Basic Model	Trim Color	Mounting	Fabric Color	Approx. Packaged Weight	Delivered Pricing	Delivered Pricing Fabric Grade 1 & C.O.M.	Delivered Pricing Fabric Grade 2	Delivered Pricing Fabric Grade 3 & Pallas Vertical Fabric Grade PV	Delivered Pricing Pallas Vertical Fabric Grade PV1	Delivered Pricing Pallas Vertical Fabric Grade PV2
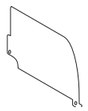 HRDPT	**Universal Shelf Dividers** • Steel shelf dividers with powder-coated finish • Fits on all shelves and cabinets	7-1/4 x 11-1/2"	NSD	□□			1.0#	$ 35					
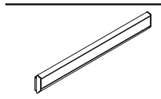 HRDPT	**Wall Mounted Load Bar** • Supports overhead storage on drywall or other non-panel applications	24"	SWLB.24	□□			5.0#	$ 151					
		30"	SWLB.30	□□			6.0#	161					
		36"	SWLB.36	□□			7.0#	164					
		42"	SWLB.42	□□			8.0#	182					
		48"	SWLB.48	□□			10.0#	187					
		54"	SWLB.54	□□			13.0#	222					
		60"	SWLB.60	□□			12.0#	223					
		66"	SWLB.66	□□			13.0#	226					
		72"	SWLB.72	□□			14.0#	234					
		84"	SWLB.84	□□			17.0#	362					
		96"	SWLB.96	□□			19.0#	381					
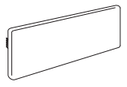 PTBO	**Overhead Tackboard** • Hangs from bottom of overhead cabinet or shelf • Includes mounting brackets in black only	24 x 12"	PTBO2412	□□	□□□□	□□□□□	3.0#	N/A	$ 184	$ 189	$ 192	$ 201	$ 212
		30 x 12"	PTBO3012	□□	□□□□	□□□□□	3.0#	N/A	202	205	208	221	231
		36 x 12"	PTBO3612	□□	□□□□	□□□□□	3.0#	N/A	223	228	230	236	250
		42 x 12"	PTBO4212	□□	□□□□	□□□□□	4.0#	N/A	229	233	236	243	261
		48 x 12"	PTBO4812	□□	□□□□	□□□□□	4.0#	N/A	232	236	239	250	265
		54 x 12"	PTBO5412	□□	□□□□	□□□□□	4.0#	N/A	265	272	278	286	301
		60 x 12"	PTBO6012	□□	□□□□	□□□□□	4.0#	N/A	276	283	285	297	311

Ⓐ Ⓑ Ⓒ Ⓓ

HOW TO ORDER

Indicate the following information on order form:
1. Quantity of each item.
2. Model number, including options. See "How To Build a Model Number".
3. Any special service required.

Note: • The □ indicates that a choice is required.
- The absence of the □ indicates that no choice is required.
- Alpha-numeric characters in place of □ indicate that no other alternatives are available.

HOW TO BUILD A MODEL NUMBER

Ⓐ Select basic model.

Ⓑ Select trim color.
Refer to the **Product Color Options** page in this price list.
Metallic finish not available.

Ⓒ Select mounting.

NLBM	- Not load bar mounted
YLBM	- Load bar mounted

Ⓓ Select fabric color.
Refer to **ki.com/fabrics**

SPECIAL SERVICES

Special Carton Marking

With specially marked information	N/C

Shipping

Ships **knocked down, FOB Manitowoc, WI 54220, freight prepaid.** Freight class 70.

Specifications and prices are subject to change without prior notice.

Universal Storage and Accessories
LED Task Lights

Universal Storage and Accessories
LED Task Lights

	MODEL	W	MODEL NUMBER Basic Model	Approx. Packaged Weight	Delivered Pricing
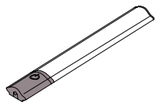 HRDPT	**Single Unit - Overhead LED Task Light** • Attaches to the bottom of overhead storage cabinets or shelving • Task lights are specified by the cabinet width to which they are attached. See "INFORMATION" at bottom of price list page for sizing chart. • Slim profile mounts effortlesly via magnets or screw-in bracket • Attachment hardware included • Touch and hold dimmability with last-state memory • Silver anodized aluminum body/black plastic end caps • 9' power supply • Includes 2 cord managers	12"	LEDTK.12.SGL.GN	1.2#	$ 147
		17"	LEDTK.17.SGL.GN	1.6#	188
		31"	LEDTK.31.SGL.GN	2.1#	230
		44"	LEDTK.44.SGL.GN	2.3#	264
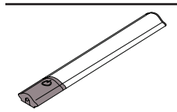 HRDPT	**Starter Unit - Overhead LED Task Light** • Attaches to the bottom of overhead storage cabinets or shelving • Task lights are specified by the cabinet width to which they are attached. See "INFORMATION" below for sizing chart. • Slim profile mounts effortlesly via magnets or screw-in bracket • Attachment hardware included • Touch and hold dimmability with last-state memory • Silver anodized aluminum body/black plastic end caps • Daisy chain with Adder units • 11' power supply • Includes 2 cord managers • Refer to Interlinking Combination table below for optimal performance of daisy chained fixtures	12"	LEDTK.12.DCP.GN	1.2#	$ 192
		17"	LEDTK.17.DCP.GN	1.6#	240
		31"	LEDTK.31.DCP.GN	2.1#	283
		44"	LEDTK.44.DCP.GN	2.3#	321

Ⓐ

HOW TO ORDER

Indicate the following information on order form:
1. Quantity of each item.
2. Model number, including options. See "How To Build a Model Number".
3. Any special service required.

Note: • The ☐ indicates that a choice is required.
- The absence of the ☐ indicates that no choice is required.
- Alpha-numeric characters in place of ☐ indicate that no other alternatives are available.

HOW TO BUILD A MODEL NUMBER

Ⓐ Select basic model.

INFORMATION

LED TASK LIGHT CABINET WIDTH

Cabinet Width	Light Width
24"	12" or 17"
30"	17"
36"	17"
42"	31"
48"	31"
54"	44"
60"	44"
66"	44"
72"	44"

INTERLOCKING SPECIFICATIONS

INTERLINKING COMBINATIONS (DAISY CHAIN)

# of 12"	# of 17"	# of 31"	# of 44"
6	0	0	0
5	1	0	0
5	0	0	0
4	2	0	0
4	1	0	0
4	0	1	0
4	0	0	0
3	2	0	0
3	1	1	0
3	1	0	0
3	0	1	0
3	0	0	1
3	0	0	0
2	3	0	0
2	2	1	0
2	1	1	0
2	0	2	0
2	0	0	1

INTERLOCKING SPECIFICATIONS

INTERLINKING COMBINATIONS (cont.) (DAISY CHAIN)

# of 12"	# of 17"	# of 31"	# of 44"
1	4	0	0
1	3	0	0
1	2	1	0
1	2	0	1
1	1	1	0
1	1	0	1
0	4	0	0
0	3	1	0
0	3	0	0
0	2	1	0
0	2	0	1
0	1	2	0
0	1	1	1
0	1	0	1
0	0	3	0
0	0	2	0
0	0	1	1
0	0	0	2

SPECIAL SERVICES

Special Carton Marking

With specially marked information N/C

Shipping

Ships **knocked down, FOB Manitowoc, WI 54220, freight prepaid.** Freight class 70.

Specifications and prices are subject to change without prior notice.

Universal Storage and Accessories
LED Task Lights

	MODEL	W	MODEL NUMBER Basic Model	Approx. Packaged Weight	Delivered Pricing
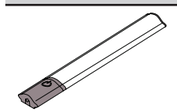 HRDPT	**Adder Unit - Overhead LED Task Light** • Attaches to the bottom of overhead storage cabinets or shelving • Task lights are specified by the cabinet width to which they are attached. See "INFORMATION" below for sizing chart. • Slim profile mounts effortlesly via magnets or screw-in bracket • Attachment hardware included • Touch and hold dimmability with last-state memory • Silver anodized aluminum body/black plastic end caps • Daisy chain with Starter units • 18' jumper cord and connect to starter unit • Includes 2 cord managers • Does not inlcude power supply; must purchase starter unit with power supply • Controlled by the on/off/dimmer of the starter unit • Refer to Interlinking Combination table below for optimal performance of daisy chained fixtures	12" 17" 31" 44"	LEDTK.12.DCA.GN LEDTK.17.DCA.GN LEDTK.31.DCA.GN LEDTK.44.DCA.GN	1.2# 1.6# 2.1# 2.3#	$ 95 109 152 188

Ⓐ

HOW TO ORDER

Indicate the following information on order form:
1. Quantity of each item.
2. Model number, including options. See "How To Build a Model Number".
3. Any special service required.

Note: • The ☐ indicates that a choice is required.
- The absence of the ☐ indicates that no choice is required.
- Alpha-numeric characters in place of ☐ indicate that no other alternatives are available.

HOW TO BUILD A MODEL NUMBER

Ⓐ Select basic model.

INFORMATION

LED TASK LIGHT CABINET WIDTH

Cabinet Width	Light Width
24"	12" or 17"
30"	17"
36"	17"
42"	31"
48"	31"
54"	44"
60"	44"
66"	44"
72"	44"

INTERLOCKING SPECIFICATIONS

INTERLINKING COMBINATIONS
(DAISY CHAIN)

# of 12"	# of 17"	# of 31"	# of 44"
6	0	0	0
5	1	0	0
5	0	0	0
4	2	0	0
4	1	0	0
4	0	1	0
4	0	0	0
3	2	0	0
3	1	1	0
3	1	0	0
3	0	1	0
3	0	0	1
3	0	0	0
2	3	0	0
2	2	1	0
2	1	1	0
2	0	2	0
2	0	0	1

INTERLOCKING SPECIFICATIONS

INTERLINKING COMBINATIONS (cont.)
(DAISY CHAIN)

# of 12"	# of 17"	# of 31"	# of 44"
1	4	0	0
1	3	0	0
1	2	1	0
1	2	0	1
1	1	1	0
1	1	0	1
0	4	0	0
0	3	1	0
0	3	0	0
0	2	1	0
0	2	0	1
0	1	2	0
0	1	1	1
0	1	0	1
0	0	3	0
0	0	2	0
0	0	1	1
0	0	0	2

SPECIAL SERVICES

Special Carton Marking

With specially marked information N/C

Shipping

Ships **knocked down, FOB Manitowoc, WI 54220, freight prepaid.** Freight class 70.

Specifications and prices are subject to change without prior notice.

Balance® Storage and Accessories
Overhead Storage

Balance® Storage and Accessories
Overhead Storage

	MODEL	W x H x D	MODEL NUMBER: Basic Model	Cabinet Paint Color	Upper Door Solid Color	Lock Option	Lock Color	Approx. Packaged Weight	Delivered Pricing
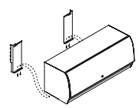 BOH	**Balance® Overhead Cabinet-Solid Color Upper Door-On Module (PM)** • Colored or translucent extruded polypropylene door • On-Module overheads mount into slots in vertical posts. Overheads must be same width as panel mounted to. Allows for vertical adjustment in 1" increments	30 x 17 x 19-1/4"	BLCS30/UN/PM	□□□	□□□	□□□	□□□	46.0#	$ 1243
		36 x 17 x 19-1/4"	BLCS36/UN/PM	□□□	□□□	□□□	□□□	52.0#	1323
		42 x 17 x 19-1/4"	BLCS42/UN/PM	□□□	□□□	□□□	□□□	58.0#	1393
		48 x 17 x 19-1/4"	BLCS48/UN/PM	□□□	□□□	□□□	□□□	64.0#	1441
		54 x 17 x 19-1/4"	BLCS54/UN/PM	□□□	□□□	□□□	□□□	72.0#	1523
		60 x 17 x 19-1/4"	BLCS60/UN/PM	□□□	□□□	□□□	□□□	78.0#	1606
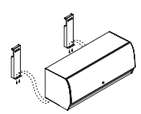 BOH	**Balance® Overhead Cabinet-Solid Color Upper Door-Load Bar Mount** • Colored or translucent extruded polypropylene door • Load Bar Mount overheads hang from an externally mounted load bar • Load Bar purchased separately	30 x 17 x 19-1/4"	BLCS30/UN/LB	□□□	□□□	□□□	□□□	46.0#	$ 1437
		36 x 17 x 19-1/4"	BLCS36/UN/LB	□□□	□□□	□□□	□□□	52.0#	1519
		42 x 17 x 19-1/4"	BLCS42/UN/LB	□□□	□□□	□□□	□□□	58.0#	1583
		48 x 17 x 19-1/4"	BLCS48/UN/LB	□□□	□□□	□□□	□□□	64.0#	1632
		54 x 17 x 19-1/4"	BLCS54/UN/LB	□□□	□□□	□□□	□□□	72.0#	1714
		60 x 17 x 19-1/4"	BLCS60/UN/LB	□□□	□□□	□□□	□□□	78.0#	1798
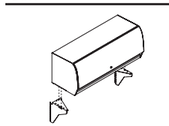 BOH	**Balance® Overhead Cabinet-Solid Color Upper Door-Upmount** • Colored or translucent extruded polypropylene door • Upmount brackets raise the storage 12" • On a 48" panel, clearance between the Balance overhead and 29" high worksurface is 18.85" • On a 56" panel, clearance between the Balance overhead and 29" high worksurface is 26.85"	30 x 17 x 19-1/4"	BLCS30/UN/UM	□□□	□□□	□□□	□□□	46.0#	$ 1344
		36 x 17 x 19-1/4"	BLCS36/UN/UM	□□□	□□□	□□□	□□□	52.0#	1424
		42 x 17 x 19-1/4"	BLCS42/UN/UM	□□□	□□□	□□□	□□□	58.0#	1493
		48 x 17 x 19-1/4"	BLCS48/UN/UM	□□□	□□□	□□□	□□□	64.0#	1541
		54 x 17 x 19-1/4"	BLCS54/UN/UM	□□□	□□□	□□□	□□□	72.0#	1615
		60 x 17 x 19-1/4"	BLCS60/UN/UM	□□□	□□□	□□□	□□□	78.0#	1710
			Ⓐ	Ⓑ	Ⓒ	Ⓓ	Ⓔ		

HOW TO ORDER

Indicate the following information on order form:
1. Quantity of each item.
2. Model number, including options. See "How To Build a Model Number".
3. Any special service required.

Note: • The □ indicates that a choice is required.
- The absence of the □ indicates that no choice is required.
- Alpha-numeric characters in place of □ indicate that no other alternatives are available.

HOW TO BUILD A MODEL NUMBER

Ⓐ Select basic model.

Ⓑ Select cabinet paint color.
Refer to the **Product Color Options** page in this price list.

Ⓒ Select upper door color.
Refer to the **Product Color Options** page in this price list.

Ⓓ Select lock option.

KA	- Key alike
KS	- Key standard
NLC	- No lock core

Ⓔ Select lock color.
Refer to the **Product Color Options** page in this price list.

INFORMATION

Painted cabinet and lower door
Shelf dividers available separately
Cabinet is fully assembled
Door stores above top of cabinet
Will accept hanging tool rail and tackboards
(Attachment bar ordered separately)

SPECIAL SERVICES

Special Carton Marking

With specially marked information N/C

Shipping

Ships **assembled, FOB Manitowoc, WI 54220, freight prepaid.** Freight class 77.5.

Specifications and prices are subject to change without prior notice.

Balance® Storage and Accessories
Overhead Storage

Balance® Storage and Accessories
Overhead Storage

	MODEL	W x H x D	MODEL NUMBER: Basic Model (A)	Cabinet Paint Color (B)	Fabric Color (C)	Lock Option (D)	Lock Color (E)	Approx. Packaged Weight	Delivered Pricing Fabric Grade 1 & C.O.M.	Delivered Pricing Fabric Grade 2	Delivered Pricing Fabric Grade 3 & Pallas Vertical Fabric Grade PV	Delivered Pricing Pallas Vertical Fabric Grade PV1	Delivered Pricing Pallas Vertical Fabric Grade PV2
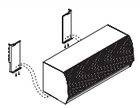 BOH	**Balance® Overhead Cabinet-Fabric Upper Door-On-Module** • On-Module overheads (PM) mount into slots in vertical posts • Overheads must be same width as panel mounted to • Allows for vertical adjustment in 1" increments.	30 x 17 x 19-1/4"	BLCF30/UN/PM	□□□	□□□□	□□□	□□□	46.0#	$ 1342	$ 1354	$ 1370	$ 1370	$ 1376
		36 x 17 x 19-1/4"	BLCF36/UN/PM	□□□	□□□□	□□□	□□□	52.0#	1429	1442	1460	1460	1466
		42 x 17 x 19-1/4"	BLCF42/UN/PM	□□□	□□□□	□□□	□□□	58.0#	1501	1518	1533	1533	1540
		48 x 17 x 19-1/4"	BLCF48/UN/PM	□□□	□□□□	□□□	□□□	64.0#	1557	1570	1584	1584	1591
		54 x 17 x 19-1/4"	BLCF54/UN/PM	□□□	□□□□	□□□	□□□	71.0#	1643	1655	1676	1676	1683
		60 x 17 x 19-1/4"	BLCF60/UN/PM	□□□	□□□□	□□□	□□□	78.0#	1736	1750	1773	1773	1780
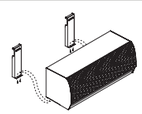 BOH	**Balance® Overhead Cabinet-Fabric Upper Door-Load Bar Mount** • Load Bar Mount overheads (LB) hang from an externally mounted load bar • Load Bar purchased separately	30 x 17 x 19-1/4"	BLCF30/UN/LB	□□□	□□□□	□□□	□□□	46.0#	$ 1533	$ 1545	$ 1562	$ 1562	$ 1568
		36 x 17 x 19-1/4"	BLCF36/UN/LB	□□□	□□□□	□□□	□□□	52.0#	1624	1634	1654	1654	1659
		42 x 17 x 19-1/4"	BLCF42/UN/LB	□□□	□□□□	□□□	□□□	58.0#	1695	1710	1728	1728	1735
		48 x 17 x 19-1/4"	BLCF48/UN/LB	□□□	□□□□	□□□	□□□	64.0#	1742	1757	1780	1780	1788
		54 x 17 x 19-1/4"	BLCF54/UN/LB	□□□	□□□□	□□□	□□□	71.0#	1824	1836	1858	1858	1865
		60 x 17 x 19-1/4"	BLCF60/UN/LB	□□□	□□□□	□□□	□□□	78.0#	1926	1941	1962	1962	1971
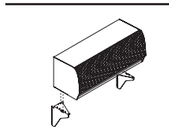 BOH	**Balance® Overhead Cabinet-Fabric Upper Door-Upmount** • Upmount brackets raise the storage component 12" • On a 48" panel, clearance between the Balance overhead and 29" high worksurface is 18.85" • On a 56" panel, clearance between the Balance overhead and 29" high worksurface is 26.85"	30 x 17 x 19-1/4"	BLCF30/UN/UM	□□□	□□□□	□□□	□□□	46.0#	$ 1445	$ 1455	$ 1475	$ 1475	$ 1479
		36 x 17 x 19-1/4"	BLCF36/UN/UM	□□□	□□□□	□□□	□□□	52.0#	1529	1542	1562	1562	1568
		42 x 17 x 19-1/4"	BLCF42/UN/UM	□□□	□□□□	□□□	□□□	58.0#	1605	1617	1634	1634	1641
		48 x 17 x 19-1/4"	BLCF48/UN/UM	□□□	□□□□	□□□	□□□	64.0#	1655	1671	1686	1686	1695
		54 x 17 x 19-1/4"	BLCF54/UN/UM	□□□	□□□□	□□□	□□□	71.0#	1740	1753	1775	1775	1776
		60 x 17 x 19-1/4"	BLCF60/UN/UM	□□□	□□□□	□□□	□□□	78.0#	1832	1852	1870	1870	1877
			Ⓐ	Ⓑ	Ⓒ	Ⓓ	Ⓔ						

HOW TO ORDER

Indicate the following information on order form:
1. Quantity of each item.
2. Model number, including options. See "How To Build a Model Number".
3. Any special service required.

Note: • The □ indicates that a choice is required.
- The absence of the □ indicates that no choice is required.
- Alpha-numeric characters in place of □ indicate that no other alternatives are available.

HOW TO BUILD A MODEL NUMBER

Ⓐ Select basic model.

Ⓑ Select cabinet paint color.
Refer to the **Product Color Options** page in this price list.

Ⓒ Select upper door color.
Refer to **ki.com/fabrics**

Ⓓ Select lock option.

KA	- Key alike
KS	- Key standard
NLC	- No lock core

Ⓔ Select lock color.
Refer to the **Product Color Options** page in this price list.

INFORMATION

Painted cabinet and lower door
Shelf dividers available separately
Cabinet is fully assembled
Door stores above top of cabinet
Will accept hanging tool rail and tackboards
(Attachment bar ordered separately)

SPECIAL SERVICES

Special Carton Marking

With specially marked information	N/C

Shipping

Ships **assembled, FOB Manitowoc, WI 54220, freight prepaid.** Freight class 77.5.

Specifications and prices are subject to change without prior notice.

Balance® Storage and Accessories
Overhead Storage

Balance® Storage and Accessories
Overhead Storage

	MODEL	W x H x D	MODEL NUMBER: Basic Model	Cabinet Paint Color (A)	Laminate Color (B)	Laminate Door Edge Color (C)	Key Option (D)	Lock Color (E)	Approx. Packaged Weight	Delivered Pricing (F)
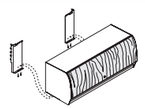 BOH	**Balance® Overhead Cabinet-Laminate Upper Door-On-Module** • On-Module overheads (PM) mount into slots in vertical posts. Overheads must be the same width as panel mounted to • Allows for vertical adjustment in 1" increments.	30 x 17 x 19-1/4"	BLCL30/UN/PM	□□□	□□□	□□□	□□□	□□□	46.0#	$ 1524
		36 x 17 x 19-1/4"	BLCL36/UN/PM	□□□	□□□	□□□	□□□	□□□	52.0#	1570
		42 x 17 x 19-1/4"	BLCL42/UN/PM	□□□	□□□	□□□	□□□	□□□	58.0#	1674
		48 x 17 x 19-1/4"	BLCL48/UN/PM	□□□	□□□	□□□	□□□	□□□	64.0#	1790
		54 x 17 x 19-1/4"	BLCL54/UN/PM	□□□	□□□	□□□	□□□	□□□	71.0#	1903
		60 x 17 x 19-1/4"	BLCL60/UN/PM	□□□	□□□	□□□	□□□	□□□	78.0#	2015
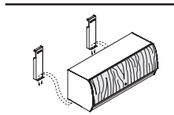 BOH	**Balance® Overhead Cabinet-Laminate Upper Door-Load Bar Mount** • Load Bar Mount overheads (LB) hang from an externally mounted load bar • Load Bar purchased separately	30 x 17 x 19-1/4"	BLCL30/UN/LB	□□□	□□□	□□□	□□□	□□□	46.0#	$ 1716
		36 x 17 x 19-1/4"	BLCL36/UN/LB	□□□	□□□	□□□	□□□	□□□	52.0#	1757
		42 x 17 x 19-1/4"	BLCL42/UN/LB	□□□	□□□	□□□	□□□	□□□	58.0#	1865
		48 x 17 x 19-1/4"	BLCL48/UN/LB	□□□	□□□	□□□	□□□	□□□	64.0#	1981
		54 x 17 x 19-1/4"	BLCL54/UN/LB	□□□	□□□	□□□	□□□	□□□	71.0#	2103
		60 x 17 x 19-1/4"	BLCL60/UN/LB	□□□	□□□	□□□	□□□	□□□	78.0#	2209
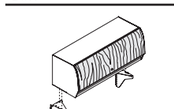 BOH	**Balance® Overhead Cabinet-Laminate Upper Door-Upmount** • Upmount brackets raise the storage component 12" • On a 48" panel, clearance between the Balance overhead and 29" high worksurface is 18.85" • On a 56" panel, clearance between the Balance overhead and 29" high worksurface is 26.85"	30 x 17 x 19-1/4"	BLCL30/UN/UM	□□□	□□□	□□□	□□□	□□□	46.0#	$ 1628
		36 x 17 x 19-1/4"	BLCL36/UN/UM	□□□	□□□	□□□	□□□	□□□	52.0#	1672
		42 x 17 x 19-1/4"	BLCL42/UN/UM	□□□	□□□	□□□	□□□	□□□	58.0#	1777
		48 x 17 x 19-1/4"	BLCL48/UN/UM	□□□	□□□	□□□	□□□	□□□	64.0#	1890
		54 x 17 x 19-1/4"	BLCL54/UN/UM	□□□	□□□	□□□	□□□	□□□	71.0#	2045
		60 x 17 x 19-1/4"	BLCL60/UN/UM	□□□	□□□	□□□	□□□	□□□	78.0#	2118

HOW TO ORDER

Indicate the following information on order form:
1. Quantity of each item.
2. Model number, including options. See "How To Build a Model Number".
3. Any special service required.

Note: • The □ indicates that a choice is required.
• The absence of the □ indicates that no choice is required.
• Alpha-numeric characters in place of □ indicate that no other alternatives are available.

HOW TO BUILD A MODEL NUMBER

A Select basic model.

B Select cabinet paint color.
Refer to the **Product Color Options** page in this price list.

C Select upper door laminate color.
Refer to the **Product Color Options** page in this price list.

D Select laminate door edge color.
Refer to the **Product Color Options** page in this price list.

E Select lock option.

KA	- Key alike
KS	- Key standard
NLC	- No lock core

F Select lock color.
Refer to the **Product Color Options** page in this price list.

INFORMATION

Painted cabinet and lower door
Shelf dividers available separately
Cabinet is fully assembled
Door stores above top of cabinet
Will accept hanging tool rail and tackboards
(Attachment bar ordered separately)

FINISH INFORMATION

Additional Laminate Offering
Additional laminates beyond KI standard offering, are available with two weeks extended leadtime. To specify additional laminates, use these designators followed by the supplier's color/pattern code:

Formica - LF/supplier's color pattern code
Nevamar - LN/supplier's color pattern code
Wilsonart - LW/supplier's color pattern code

KI's standard laminate finish is the supplier's recommended finish for that color/pattern.
Note: Nonstandard laminates from these suppliers (example: textured laminates) require a Product Modification Request.
Contact customer service for details.

SPECIAL SERVICES

Special Carton Marking

With specially marked information	N/C

Shipping
Ships **assembled, FOB Manitowoc, WI 54220, freight prepaid.** Freight class 77.5.

Specifications and prices are subject to change without prior notice.

Balance® Storage and Accessories
Overhead Accessories

Balance® Storage and Accessories
Overhead Accessories

	MODEL	W	MODEL NUMBER Basic Model	MODEL NUMBER Paint Color	Approx. Packaged Weight	Delivered Pricing
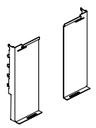 BOA	**Balance® Overhead On-Module Mounting Bracket** • Sold in pairs • Mounts into slots in vertical posts • Black only		BOA/UN/PM		5.0#	$ 210
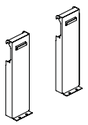 BOA	**Load Bar Brackets** • Load Bar mount overheads (LB) hang from an externally mounted load bar • Load Bar purchased separately • Sold in pairs		BOA/UN/LB	☐☐	5.0#	$ 264
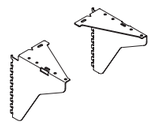 BOA	**Upmount Brackets** • On a 48" panel, clearance between the Balance® overhead and 29" high work-surface is 18.85" • On a 56" panel, clearance between the Balance® overhead and 29" high work-surface is 26.85" • Sold in pairs		BOA/UN/UM	☐☐	5.0#	$ 325
 HRDPT	**Shelf Dividers** • Steel shelf dividers with powder coat finish • Fits on all shelves and cabinets	7-1/4 x 11-1/2"	NSD	☐☐	1.0#	$ 35
 HRDPT	**Wall Mounted Load Bar**	24"	SWLB.24	☐☐	5.0#	$ 151
		30"	SWLB.30	☐☐	6.0#	161
		36"	SWLB.36	☐☐	7.0#	164
		42"	SWLB.42	☐☐	8.0#	182
		48"	SWLB.48	☐☐	10.0#	187
		54"	SWLB.54	☐☐	13.0#	222
		60"	SWLB.60	☐☐	12.0#	223
		66"	SWLB.66	☐☐	13.0#	226
		72"	SWLB.72	☐☐	14.0#	234
		84"	SWLB.84	☐☐	17.0#	362
		96"	SWLB.96	☐☐	19.0#	381
			Ⓐ	Ⓑ		

HOW TO ORDER

Indicate the following information on order form:
1. Quantity of each item.
2. Model number, including options. See "How To Build a Model Number".
3. Any special service required.

Note: • The ☐ indicates that a choice is required.
- The absence of the ☐ indicates that no choice is required.
- Alpha-numeric characters in place of ☐ indicate that no other alternatives are available.

HOW TO BUILD A MODEL NUMBER

Ⓐ Select basic model.

Ⓑ Select paint color.
Refer to the **Product Color Options** page in this price list.
Metallic finish not available.

SPECIAL SERVICES

Special Carton Marking

With specially marked information N/C

Shipping

Ships **assembled, FOB Manitowoc, WI 54220, freight prepaid.** Freight class 70.

Specifications and prices are subject to change without prior notice.

Balance® Storage and Accessories
Overhead Accessories

Balance® Storage and Accessories
Overhead Accessories

	MODEL	Features	W x H	MODEL NUMBER Basic Model	Trim Color	Mounting	Fabric Color	Approx. Packaged Weight	Delivered Pricing	Delivered Pricing Fabric Grade 1 & C.O.M.	Delivered Pricing Fabric Grade 2	Delivered Pricing Fabric Grade 3 & Pallas Vertical Fabric Grade PV	Delivered Pricing Pallas Vertical Fabric Grade PV1	Delivered Pricing Pallas Vertical Fabric Grade PV2
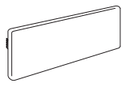 PTBO	**Overhead Tackboard** • Hangs from bottom of flipper door cabinet or shelf • When hanging from Balance® overhead or U-Series™ sliding overhead, specify attachment bar BMB (purchase separately) and a /YLBM mounting option • Includes mounting brackets in black only		24 x 12"	PTBO2412	☐☐	☐☐☐☐	☐☐☐☐☐	3.0#	N/A	$ 184	$ 189	$ 192	$ 201	$ 212
			30 x 12"	PTBO3012	☐☐	☐☐☐☐	☐☐☐☐☐	3.0#	N/A	202	205	208	221	231
			36 x 12"	PTBO3612	☐☐	☐☐☐☐	☐☐☐☐☐	3.0#	N/A	223	228	230	236	250
			42 x 12"	PTBO4212	☐☐	☐☐☐☐	☐☐☐☐☐	4.0#	N/A	229	233	236	243	261
			48 x 12"	PTBO4812	☐☐	☐☐☐☐	☐☐☐☐☐	4.0#	N/A	232	236	239	250	265
			54 x 12"	PTBO5412	☐☐	☐☐☐☐	☐☐☐☐☐	4.0#	N/A	265	272	278	286	301
			60 x 12"	PTBO6012	☐☐	☐☐☐☐	☐☐☐☐☐	4.0#	N/A	276	283	285	297	311
			24 x 16"	PTBO2416	☐☐	☐☐☐☐	☐☐☐☐☐	3.0#	N/A	264	271	276	284	301
			30 x 16"	PTBO3016	☐☐	☐☐☐☐	☐☐☐☐☐	4.0#	N/A	272	280	285	293	315
			36 x 16"	PTBO3616	☐☐	☐☐☐☐	☐☐☐☐☐	4.0#	N/A	279	285	291	300	322
			42 x 16"	PTBO4216	☐☐	☐☐☐☐	☐☐☐☐☐	5.0#	N/A	284	291	297	306	325
			48 x 16"	PTBO4816	☐☐	☐☐☐☐	☐☐☐☐☐	5.0#	N/A	297	306	311	322	344
			54 x 16"	PTBO5416	☐☐	☐☐☐☐	☐☐☐☐☐	6.0#	N/A	309	321	325	335	357
			60 x 16"	PTBO6016	☐☐	☐☐☐☐	☐☐☐☐☐	6.0#	N/A	324	331	340	350	376
 BOA	**Tackboard/Tool Rail Attachment Bar** • Attachment bracket that attaches to the bottom of a Balance® overhead or U-Series™ sliding overhead to accept overhead tackboard • Order same size as overhead cabinet • 18-gauge steel • Black only		30"	BMB30	☐☐			3.0#	$ 52					
			36"	BMB36	☐☐			3.0#	52					
			42"	BMB42	☐☐			3.0#	53					
			48"	BMB48	☐☐			4.0#	62					
			54"	BMB54	☐☐			4.0#	63					
			60"	BMB60	☐☐			4.0#	67					
HRDPT	**P-Series Keys** • Double bit design • Range of 200 different core/key numbers available • Must specify lock number(s) requested when ordering cut key or lock core/key sets	Lock Core/2 Key Set - Satin Chrome		2.KP20522.SC				0.4#	$ 15					
		Lock Core/2 Key Set - Black		2.KP20522				0.4#	15					
		Master Key		2.KP20550				0.2#	11					
		Extractor Key		2.KP20551				0.2#	11					
		Blank Key		2.KP20552				0.2#	3					
		Cut Key		2.KP20557				0.2#	4					
					Ⓐ	Ⓑ	Ⓒ	Ⓓ						

HOW TO ORDER

Indicate the following information on order form:
1. Quantity of each item.
2. Model number, including options. See "How To Build a Model Number".
3. Any special service required.

Note: • The ☐ indicates that a choice is required.
- The absence of the ☐ indicates that no choice is required.
- Alpha-numeric characters in place of ☐ indicate that no other alternatives are available.

HOW TO BUILD A MODEL NUMBER

Ⓐ Select basic model.

Ⓑ Select trim color.
Refer to the **Product Color Options** page in this price list.
Metallic finish not available.

Ⓒ Select mounting.

NLBM	- Not load bar mounted
YLBM	- Load bar mounted

Ⓓ Select fabric color.
Refer to **ki.com/fabrics**

SPECIAL SERVICES

Special Carton Marking

With specially marked information	N/C

Shipping

Ships **assembled, FOB Manitowoc, WI 54220, freight prepaid.** Freight class 70.

Specifications and prices are subject to change without prior notice.

U-Series™ Pedestals
Mobile

U-Series™ Pedestals
Mobile

	MODEL	Features	W x D x H	MODEL NUMBER Basic Model	Unit Color	Lock Option	Lock Color	Pull Style	Approx. Packaged Weight	Delivered Pricing	Whites & All Metallics Upcharge
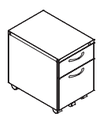	**Pedestal - MBF** • One 6" box drawer • One 12" file drawer • 5th wheel eliminates need for counter-balance weight • Optional dividers sold separately	Mobile	15 x 17-5/8" x 21-3/4"	ULP20MBF	□□	□□□	□□□	□□□	38.0#	$ 428	$ 80
		Mobile	15 x 21-5/8" x 21-3/4"	ULP24MBF	□□	□□□	□□□	□□□	42.0#	453	80
USLP											
	**Pedestal - BBF** • Two 6" box drawers • One 12" file drawer • 5th wheel eliminates need for counter-balance weight • Optional dividers sold separately	Mobile	15 x 17-5/8" x 27-5/8"	ULP20MBBF	□□	□□□	□□□	□□□	49.0#	$ 512	$ 80
		Mobile	15 x 21-5/8" x 27-5/8"	ULP24MBBF	□□	□□□	□□□	□□□	51.0#	536	80
USLP											
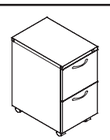	**Pedestal - FF** • Two 12" file drawers • Counterbalance weight included • Optional dividers sold separately	Mobile	15 x 17-5/8" x 27-5/8"	ULP20MFF	□□	□□□	□□□	□□□	79.0#	$ 613	$ 80
		Mobile	15 x 21-5/8" x 27-5/8"	ULP24MFF	□□	□□□	□□□	□□□	71.0#	618	80
USLP											
				Ⓐ	Ⓑ	Ⓒ	Ⓓ	Ⓔ			

HOW TO ORDER

Indicate the following information on order form:
1. Quantity of each item.
2. Model number, including options. See "How To Build a Model Number".
3. Any special service required.

Note: • The □ indicates that a choice is required.
- The absence of the □ indicates that no choice is required.
- Alpha-numeric characters in place of □ indicate that no other alternatives are available.

HOW TO BUILD A MODEL NUMBER

Ⓐ Select basic model.

Ⓑ Select unit and drawer color.
Refer to the **Product Color Options** page in this price list.

Ⓒ Select lock option.

KS	- Key standard
NLC	- No lock core
KA	- Key alike

Ⓓ Select lock color.
Refer to the **Product Color Options** page in this price list.

Ⓔ Select pull style.

USP	- U-Series pull (standard)
CZP	- Connection Zone pull

INFORMATION

Height
Mobile pedestal include 2-5/16" allowance for casters.

Accessories
See accessory section for accessories that can be ordered separately.

Weights
Figures provided are approximate and reflect packaged product without additional accessories.

SPECIAL SERVICES

Special Carton Marking

With specially marked information	N/C

Shipping
Ships **assembled, FOB Pembroke, ON K8A 0E1, freight prepaid.** Freight class 70.

Specifications and prices are subject to change without prior notice.

U-Series™ Pedestals
Freestanding

U-Series™ Pedestals
Freestanding

	MODEL	Features	W x D x H	MODEL NUMBER: Basic Model	Unit Color (A)	Lock Option (B)	Lock Color (C)	Pull Style (D)	Approx. Packaged Weight	Delivered Pricing	Whites & All Metallics Upcharge
	**Pedestal - BBF** • Features 2-5/8" non-adjustable glides • Two 6" box drawers • One 12" file drawer • Center caster eliminates need for counterbalance weight • Optional dividers sold separately	Freestanding	15 x 17-5/8" x 27-5/8"	ULP20FBBF	□□	□□□	□□□	□□□	49.0#	$ 545	$ 80
		Freestanding	15 x 21-5/8" x 27-5/8"	ULP24FBBF	□□	□□□	□□□	□□□	51.0#	579	80
USLP											
	**Pedestal - FF** • Features 2-5/8" non-adjustable glides • Two 12" file drawers • Counterbalance is included • Optional dividers sold separately	Freestanding	15 x 17-5/8" x 27-5/8"	ULP20FFF	□□	□□□	□□□	□□□	79.0#	$ 640	$ 80
		Freestanding	15 x 21-5/8" x 27-5/8"	ULP24FFF	□□	□□□	□□□	□□□	71.0#	649	80
USLP											

Ⓐ Ⓑ Ⓒ Ⓓ Ⓔ

HOW TO ORDER

Indicate the following information on order form:
1. Quantity of each item.
2. Model number, including options. See "How To Build a Model Number".
3. Any special service required.

Note: • The □ indicates that a choice is required.
- The absence of the □ indicates that no choice is required.
- Alpha-numeric characters in place of □ indicate that no other alternatives are available.

HOW TO BUILD A MODEL NUMBER

Ⓐ Select basic model.

Ⓑ Select unit and drawer color.
Refer to the **Product Color Options** page in this price list.

Ⓒ Select lock option.

KS	- Key standard
NLC	- No lock core
KA	- Key alike

Ⓓ Select lock color.
Refer to the **Product Color Options** page in this price list.

Ⓔ Select pull style.

USP	- U-Series pull (standard)
CZP	- Connection Zone pull

INFORMATION

Height
All freestanding pedestals include 1/4" allowance for glides in recessed position.

Accessories
See accessory section for accessories that can be ordered separately.

Weights
Figures provided are approximate and reflect packaged product without additional accessories.

SPECIAL SERVICES

Special Carton Marking

With specially marked information	N/C

Shipping
Ships **assembled, FOB Pembroke, ON K8A 0E1, freight prepaid.** Freight class 70.

Specifications and prices are subject to change without prior notice.

U-Series™ Pedestals
Worksurface Supporting

U-Series™ Pedestals
Worksurface Supporting

	Features	W x D x H	MODEL NUMBER: Basic Model	Unit Color	Bracket	Lock Option	Lock Color	Pull Style	Approx. Packaged Weight	Delivered Pricing	Counter-balance Weight add to list price	Whites & All Metallics Upcharge
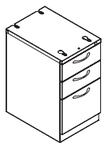 USLP **Pedestal - Box/Box/File** • Two 6" box drawers • One 12" file drawer • Includes four leveling glides • Pedestal ships fully assembled • Bracket, if ordered, ships with unit • Optional dividers sold separately	Worksurface Supporting	15 x 17-5/8 x 27-7/8"	ULP20WBBF	□□	□□□□	□□□	□□□	□□□	47.0#	$ 531	N/A	$ 80
	Worksurface Supporting	15 x 21-5/8 x 27-7/8"	ULP24WBBF	□□	□□□□	□□□	□□□	□□□	52.0#	562	N/A	80
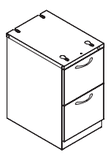 USLP **Pedestal - File/File** • Two 12" file drawers • Includes four leveling glides • Pedestal ships fully assembled • Bracket, if ordered, ships with unit • Optional dividers sold separately	Worksurface Supporting	15 x 17-5/8 x 27-7/8"	ULP20WFF	□□	□□□□	□□□	□□□	□□□	43.0#	$ 476	$ 104	$ 80
	Worksurface Supporting	15 x 21-5/8 x 27-7/8"	ULP24WFF	□□	□□□□	□□□	□□□	□□□	48.0#	497	104	80

Ⓐ Ⓑ Ⓒ Ⓓ Ⓔ Ⓕ

HOW TO ORDER

Indicate the following information on order form:
1. Quantity of each item.
2. Model number, including options. See "How To Build a Model Number".
3. Any special service required.

Note: • The □ indicates that a choice is required.
• The absence of the □ indicates that no choice is required.
• Alpha-numeric characters in place of □ indicate that no other alternatives are available.

HOW TO BUILD A MODEL NUMBER

Ⓐ Select basic model.

Ⓑ Select unit color.
Refer to the **Product Color Options** page in this price list.
All white and metallic paints require an upcharge. Please see upcharge column.

Ⓒ Select bracket.

NB	- No Bracket
3K24	- 24" Worksurface; add $101
3K30	- 30" Worksurface; add $101
SW24	- 24" Worksurface; add $101
SW30	- 30" Worksurface; add $101
UN22	- 22" Worksurface; add $101
UN24	- 24" Worksurface; add $101
UN24KN	- 24" Worksurface w/knife edge; add $101
UN30	- 30" Worksurface; add $101
UN30KN	- 30" Worksurface w/knife edge; add $101
WW24	- 24" Worksurface; add $101
WW30	- 30" Worksurface; add $101

When ordering:
3K for System 3000
SW for Studio Works
UN for Unite
WW for WireWorks
If ped is not replacing return, no bracket is required.

Ⓓ Select lock option.

KS	- Key standard
NLC	- No lock core
KA	- Key alike

Ⓔ Select lock color.
Refer to the **Product Color Options** page in this price list.

Ⓕ Select pull style.

USP	- U-Series pull (standard)
CZP	- Connection Zone pull

INFORMATION

Accessories
See accessory section for accessories that can be ordered separately.

Weights
Figures provided are approximate and reflect packaged product without additional accessories.

SPECIAL SERVICES

Special Carton Marking

With specially marked information	N/C

Shipping
Ships **assembled, FOB Pembroke, ON K8A 0E1, freight prepaid.** Freight class 70.

Specifications and prices are subject to change without prior notice.

U-Series™ Double Pedestals
Worksurface Supporting

U-Series™ Double Pedestals
Worksurface Supporting

	MODEL	W x D x H	MODEL NUMBER: Basic Model	Unit Color	Bracket	Lock Option	Lock Color	Pull Style	Approx. Packaged Weight	Delivered Pricing	Whites & All Metallics Upcharge
	**30" Wide, 2 High** • Two 12" drawers with side-to-side hanging folder bars • For use within panel systems' planning only, may not be planned free standing	30 x 22 x 27-3/4"	UDP302D	□□	□□□□	□□□	□□□	□□□	88.0#	$ 1021	$ 80
PUSP			Ⓐ	Ⓑ	Ⓒ	Ⓓ	Ⓔ	Ⓕ			

HOW TO ORDER

Indicate the following information on order form:
1. Quantity of each item.
2. Model number, including options. See "How To Build a Model Number".
3. Any special service required.

Note: • The □ indicates that a choice is required.
- The absence of the □ indicates that no choice is required.
- Alpha-numeric characters in place of □ indicate that no other alternatives are available.

HOW TO BUILD A MODEL NUMBER

Ⓐ Select basic model.

Ⓑ Select unit color.
Refer to the **Product Color Options** page in this price list.
All white and metallic paints require an upcharge. Please see upcharge column.

Ⓒ Select bracket.

NB	- No Bracket
3K24	- 24" Worksurface; add $101
3K30	- 30" Worksurface; add $109
SW24	- 24" Worksurface; add $130
SW30	- 30" Worksurface; add $135
UN22	- 22" Worksurface; add $101
UN24	- 24" Worksurface; add $101
UN24KN	- 24" Worksurface w/knife edge; add $101
UN30	- 30" Worksurface; add $101
UN30KN	- 30" Worksurface w/knife edge; add $101
WW24	- 24" Worksurface; add $94
WW30	- 30" Worksurface; add $99

When ordering:
3K for System 3000
SW for Studio Works
UN for Unite
WW for WireWorks
If ped is not replacing return, no bracket is required.

Ⓓ Select lock option.

KS	- Key standard
NLC	- No lock core
KA	- Key alike

Ⓔ Select lock color.
Refer to the **Product Color Options** page in this price list.

Ⓕ Select pull style.

USP	- U-Series pull (standard)
CZP	- Connection Zone pull

INFORMATION

Accessories
See accessory section for accessories that can be ordered separately.

Height
Height shown is with glides in fully recessed position. Maximum height is 28-1/2".

Weights
Figures provided are approximate and reflect packaged product without additional accessories.

Folder Bars
Files are configured for side-to-side media storage.

SPECIAL SERVICES

Special Carton Marking

With specially marked information	N/C

Shipping
Ships **assembled, FOB Pembroke, ON K8A 0E1, freight prepaid.** Freight class 70.

Specifications and prices are subject to change without prior notice.

U-Series™ Credenzas
Freestanding Credenzas

U-Series™ Credenzas
Freestanding Credenzas

	MODEL	W x D x H	MODEL NUMBER: Basic Model	Lock Option	Lock Color	Unit Color	Pull Style	Approx. Packaged Weight	Delivered Pricing	Whites & All Metallics Upcharge
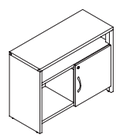	**36" Wide** • Features sliding door with lock	36 x 15 x 27-3/4"	UC36	□□□	□□□	□□	□□□	45.0#	$ 1244	$ 80
PUSC										
	**42" Wide** • Features sliding door with lock	42 x 15 x 27-3/4"	UC42	□□□	□□□	□□	□□□	50.0#	$ 1437	$ 80
PUSC										
			Ⓐ	Ⓑ	Ⓒ	Ⓓ	Ⓔ			

HOW TO ORDER

Indicate the following information on order form:
1. Quantity of each item.
2. Model number, including options. See "How To Build a Model Number".
3. Any special service required.

Note: • The □ indicates that a choice is required.
- The absence of the □ indicates that no choice is required.
- Alpha-numeric characters in place of □ indicate that no other alternatives are available.

HOW TO BUILD A MODEL NUMBER

Ⓐ Select basic model.

Ⓑ Select lock option.

KS	- Key standard
NLC	- No lock core
KA	- Key alike

Ⓒ Select lock color.
Refer to the **Product Color Options** page in this price list.

Ⓓ Select unit color.
Refer to the **Product Color Options** page in this price list.
All white and metallic paints require an upcharge. Please see upcharge column.

Ⓔ Select pull style.

USP	- U-Series pull (standard)
CZP	- Connection Zone pull

INFORMATION

Accessories
See accessory section for accessories that can be ordered separately.

Weights
Figures provided are approximate and reflect packaged product without additional accessories.

NOTE

Keying U-Series™ storage alike requires removal of pre-installed lock cores and installation of keyed-alike core sets in the field. U-Series™ cannot be keyed-alike with any other KI storage lines, and may not be ordered without pre-installed cores.

SPECIAL SERVICES

Special Carton Marking

With specially marked information	N/C

Shipping
Ships **assembled, FOB Pembroke, ON K8A 0E1, freight prepaid.** Freight class 70.

Specifications and prices are subject to change without prior notice.

U-Series™ Credenzas
Laminate Tops

U-Series™ Credenzas
Laminate Tops

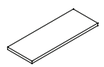

UWCT

MODEL	D x W	MODEL NUMBER				Approx. Packaged Weight	74P Edge (74P)
		Basic Model Ⓐ	Edge Style Ⓑ	Surface Finish Ⓒ	Edge Color Ⓓ		
U-Series® Credenza-Laminate Tops • High pressure laminate with particle-board core • 74P edge only • Back-to-back credenzas should use single piece tops of appropriate depth	15-1/8 x 36-1/8”	UWCT1536	74P	□□□	□□□	16.0#	$ 268
	15-1/8 x 42-1/8”	UWCT1542	74P	□□□	□□□	19.0#	319
	30-1/8 x 36-1/8”	UWCT3036	74P	□□□	□□□	34.0#	342
	30-1/8 x 42-1/8”	UWCT3042	74P	□□□	□□□	40.0#	397

HOW TO ORDER

Indicate the following information on order form:
1. Quantity of each item.
2. Model number, including options. See “How To Build a Model Number”.
3. Any special service required.

Note: • The □ indicates that a choice is required.
- The absence of the □ indicates that no choice is required.
- Alpha-numeric characters in place of □ indicate that no other alternatives are available.

HOW TO BUILD A MODEL NUMBER

Ⓐ Select basic model.

Ⓑ Select edge style.

74P	- 74P edge

Ⓒ Select surface finish.
Refer to the **Product Color Options** page in this price list.
Surface finish offerings are based on edge style selections.

Ⓓ Select edge color.
Refer to the **Product Color Options** page in this price list.

SPECIAL SERVICES

Special Carton Marking

With specially marked information	N/C

Shipping

Ships **assembled, FOB Pembroke, ON K8A 0E1, freight prepaid.** Freight class 70.

Specifications and prices are subject to change without prior notice.

U-Series™ Wardrobe Towers
48" High Cabinet

U-Series™ Wardrobe Towers
48" High Cabinet

	MODEL	Features	W x D x H	MODEL NUMBER Basic Model	Unit Color	Lock Option	Lock Color	Pull Style	Approx. Packaged Weight	Delivered Pricing	Whites & All Metallics Upcharge
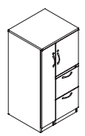 left shown	**Wardrobe/Cabinet - File/File** • Wardrobe and cabinet lock independently • Pedestal features two 12" drawers and locks independently of wardrobe • Includes four leveling glides • Cabinet features adjustable shelf • Units ship fully assembled	Left	24 x 22 x 48"	UWFFC48L	□□	□□□	□□□	□□□	122.0#	$ 1900	$ 128
		Right	24 x 22 x 48"	UWFFC48R	□□	□□□	□□□	□□□	122.0#	1900	128
PUSW											
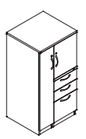 left shown	**Wardrobe/Cabinet - Box/Box/File** • Wardrobe and cabinet lock independently • Pedestal features two 6" box drawers and one 12" file drawer • Includes four leveling glides • Cabinet features adjustable shelf • Units ship fully assembled	Left	24 x 22 x 48"	UWBBFC48L	□□	□□□	□□□	□□□	127.0#	$ 1979	$ 128
		Right	24 x 22 x 48"	UWBBFC48R	□□	□□□	□□□	□□□	127.0#	1979	128
PUSW											
				Ⓐ	Ⓑ	Ⓒ	Ⓓ	Ⓔ			

HOW TO ORDER

Indicate the following information on order form:
1. Quantity of each item.
2. Model number, including options. See "How To Build a Model Number".
3. Any special service required.

Note: • The □ indicates that a choice is required.
- The absence of the □ indicates that no choice is required.
- Alpha-numeric characters in place of □ indicate that no other alternatives are available.

HOW TO BUILD A MODEL NUMBER

Ⓐ Select basic model.

Ⓑ Select unit color.
Refer to the **Product Color Options** page in this price list.
All white and metallic paints require an upcharge. Please see upcharge column.

Ⓒ Select lock option.

KS	- Key standard
NLC	- No lock core
KA	- Key alike

Ⓓ Select lock color.
Refer to the **Product Color Options** page in this price list.

Ⓔ Select pull style.

USP	- U-Series pull (standard)
CZP	- Connection Zone pull

INFORMATION

Accessories
See accessory section for accessories that can be ordered separately.

Weights
Figures provided are approximate and reflect packaged product without additional accessories.

SPECIAL SERVICES

Special Carton Marking

With specially marked information	N/C

Shipping
Ships **assembled, FOB Pembroke, ON K8A 0E1, freight prepaid.** Freight class 70.

Specifications and prices are subject to change without prior notice.

U-Series™ Wardrobe Towers
64" High Cabinet

U-Series™ Wardrobe Towers
64" High Cabinet

	MODEL	Features	W x D x H	MODEL NUMBER Basic Model	Unit Color	Lock Option	Lock Color	Pull Style	Approx. Packaged Weight	Delivered Pricing	Whites & All Metallics Upcharge
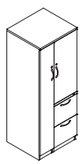 left shown PUSW	**Wardrobe/Cabinet - File/File** • Wardrobe and cabinet lock independently • Pedestal features two 12" drawers and locks independently of wardrobe • Includes four leveling glides • Cabinet features adjustable shelf • Units ship fully assembled	Left	24 x 22 x 64"	UWFFC64L	□□	□□□	□□□	□□□	152.0#	$ 1993	$ 191
		Right	24 x 22 x 64"	UWFFC64R	□□	□□□	□□□	□□□	152.0#	1993	191
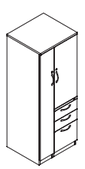 left shown PUSW	**Wardrobe/Cabinet - Box/Box/File** • Wardrobe and cabinet lock independently • Pedestal features two 6" box drawers and one 12" file drawer • Includes four leveling glides • Cabinet features adjustable shelf • Units ship fully assembled	Left	24 x 22 x 64"	UWBBFC64L	□□	□□□	□□□	□□□	157.0#	$ 2042	$ 191
		Right	24 x 22 x 64"	UWBBFC64R	□□	□□□	□□□	□□□	157.0#	2042	191
				Ⓐ	Ⓑ	Ⓒ	Ⓓ	Ⓔ			

HOW TO ORDER

Indicate the following information on order form:
1. Quantity of each item.
2. Model number, including options. See "How To Build a Model Number".
3. Any special service required.

Note: • The □ indicates that a choice is required.
- The absence of the □ indicates that no choice is required.
- Alpha-numeric characters in place of □ indicate that no other alternatives are available.

HOW TO BUILD A MODEL NUMBER

Ⓐ Select basic model.

Ⓑ Select unit color.
Refer to the **Product Color Options** page in this price list.
All white and metallic paints require an upcharge. Please see upcharge column.

Ⓒ Select lock option.

KS	- Key standard
NLC	- No lock core
KA	- Key alike

Ⓓ Select lock color.
Refer to the **Product Color Options** page in this price list.

Ⓔ Select pull style.

USP	- U-Series pull (standard)
CZP	- Connection Zone pull

INFORMATION

Accessories
See accessory section for accessories that can be ordered separately.

Weights
Figures provided are approximate and reflect packaged product without additional accessories.

SPECIAL SERVICES

Special Carton Marking

With specially marked information	N/C

Shipping
Ships **assembled, FOB Pembroke, ON K8A 0E1, freight prepaid.** Freight class 70.

Specifications and prices are subject to change without prior notice.

U-Series™ Wardrobe Towers
48" High Side Access Bookcase

U-Series™ Wardrobe Towers
48" High Side Access Bookcase

	MODEL	Features	W x D x H	MODEL NUMBER Basic Model	Unit Color	Lock Option	Lock Color	Pull Style	Approx. Packaged Weight	Delivered Pricing	Whites & All Metallics Upcharge
 left shown	**Wardrobe/Side Access Bookcase - File/File** • Pedestal features two 12" drawers and locks independently of wardrobe • Includes four leveling glides • Cabinet features adjustable shelf • Units ship fully assembled • 48" Tower does not include adjustable shelf	Left	24 x 22 x 48"	UWFFB48L	☐☐	☐☐☐	☐☐☐	☐☐☐	120.0#	$ 1851	$ 128
		Right	24 x 22 x 48"	UWFFB48R	☐☐	☐☐☐	☐☐☐	☐☐☐	120.0#	1851	128
PUSW											
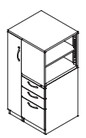 left shown	**Wardrobe/Side Access Bookcase - Box/Box/File** • Pedestal features two 6" box drawers and one 12" file drawer • Includes four leveling glides • Cabinet features adjustable shelf • Units ship fully assembled • 48" Tower does not include adjustable shelf	Left	24 x 22 x 48"	UWBBFB48L	☐☐	☐☐☐	☐☐☐	☐☐☐	125.0#	$ 1873	$ 128
		Right	24 x 22 x 48"	UWBBFB48R	☐☐	☐☐☐	☐☐☐	☐☐☐	125.0#	1873	128
PUSW											
				Ⓐ	Ⓑ	Ⓒ	Ⓓ	Ⓔ			

HOW TO ORDER

Indicate the following information on order form:
1. Quantity of each item.
2. Model number, including options. See "How To Build a Model Number".
3. Any special service required.

Note: • The ☐ indicates that a choice is required.
- The absence of the ☐ indicates that no choice is required.
- Alpha-numeric characters in place of ☐ indicate that no other alternatives are available.

HOW TO BUILD A MODEL NUMBER

Ⓐ Select basic model.

Ⓑ Select unit color.
Refer to the **Product Color Options** page in this price list.
All white and metallic paints require an upcharge. Please see upcharge column.

Ⓒ Select lock option.

KS	- Key standard
NLC	- No lock core
KA	- Key alike

Ⓓ Select lock color.
Refer to the **Product Color Options** page in this price list.

Ⓔ Select pull style.

USP	- U-Series pull (standard)
CZP	- Connection Zone pull

INFORMATION

Accessories
See accessory section for accessories that can be ordered separately.

Weights
Figures provided are approximate and reflect packaged product without additional accessories.

SPECIAL SERVICES

Special Carton Marking

With specially marked information	N/C

Shipping
Ships **assembled, FOB Pembroke, ON K8A 0E1, freight prepaid.** Freight class 70.

Specifications and prices are subject to change without prior notice.

U-Series™ Wardrobe Towers
64" High Side Access Bookcase

U-Series™ Wardrobe Towers
64" High Side Access Bookcase

	MODEL	Features	W x D x H	MODEL NUMBER Basic Model	Unit Color	Lock Option	Lock Color	Pull Style	Approx. Packaged Weight	Delivered Pricing	Whites & All Metallics Upcharge
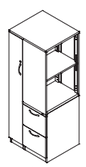 left shown PUSW	**Wardrobe/Side Access Bookcase - File/File** • Pedestal features two 12" drawers and locks independently of wardrobe • Includes four leveling glides • Cabinet features adjustable shelf • Units ship fully assembled	Left	24 x 22 x 64"	UWFFB64L	□□	□□□	□□□	□□□	155.0#	$ 2042	$ 191
		Right	24 x 22 x 64"	UWFFB64R	□□	□□□	□□□	□□□	155.0#	2042	191
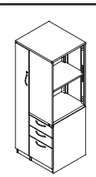 left shown PUSW	**Wardrobe/Side Access Bookcase - Box/Box/File** • Pedestal features two 6" box drawers and one 12" file drawer • Includes four leveling glides • Cabinet features adjustable shelf • Units ship fully assembled	Left	24 x 22 x 64"	UWBBFB64L	□□	□□□	□□□	□□□	160.0#	$ 2072	$ 191
		Right	24 x 22 x 64"	UWBBFB64R	□□	□□□	□□□	□□□	160.0#	2072	191
				Ⓐ	Ⓑ	Ⓒ	Ⓓ	Ⓔ			

HOW TO ORDER

Indicate the following information on order form:
1. Quantity of each item.
2. Model number, including options. See "How To Build a Model Number".
3. Any special service required.

Note: • The □ indicates that a choice is required.
- The absence of the □ indicates that no choice is required.
- Alpha-numeric characters in place of □ indicate that no other alternatives are available.

HOW TO BUILD A MODEL NUMBER

Ⓐ Select basic model.

Ⓑ Select unit color.
Refer to the **Product Color Options** page in this price list.
All white and metallic paints require an upcharge. Please see upcharge column.

Ⓒ Select lock option.

KS	- Key standard
NLC	- No lock core
KA	- Key alike

Ⓓ Select lock color.
Refer to the **Product Color Options** page in this price list.

Ⓔ Select pull style.

USP	- U-Series pull (standard)
CZP	- Connection Zone pull

INFORMATION

Accessories
See accessory section for accessories that can be ordered separately.

Weights
Figures provided are approximate and reflect packaged product without additional accessories.

SPECIAL SERVICES

Special Carton Marking

With specially marked information	N/C

Shipping
Ships **assembled, FOB Pembroke, ON K8A 0E1, freight prepaid.** Freight class 70.

Specifications and prices are subject to change without prior notice.

U-Series™ Overheads

U-Series™ Overheads

	MODEL	W x D x H	MODEL NUMBER Basic Model	Bracket	Unit Color	Lock Option	Lock Color	Approx. Packaged Weight	Delivered Pricing	Whites & All Metallics Upcharge
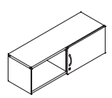	**Sliding Door Overhead** • Lockable sliding door extends slightly beyond the center of overhead • Overhead accommodates standard binders	35-3/4 x 14-3/8 x 14-7/16	USSDH36	□□□□□	□□	□□□	□□□	38.0#	$ 683	$ 80
		41-3/4 x 14-3/8 x 14-7/16	USSDH42	□□□□□	□□	□□□	□□□	42.0#	730	80
		47-3/4 x 14-3/8 x 14-7/16	USSDH48	□□□□□	□□	□□□	□□□	47.0#	775	80
		53-3/4 x 14-3/8 x 14-7/16	USSDH54	□□□□□	□□	□□□	□□□	52.0#	887	80
		59-3/4 x 14-3/8 x 14-7/16	USSDH60	□□□□□	□□	□□□	□□□	57.0#	949	80
		71-3/4 x 14-3/8 x 14-7/16	USSDH72	□□□□□	□□	□□□	□□□	67.0#	1120	80
			Ⓐ	Ⓑ	Ⓒ	Ⓓ	Ⓔ			

USSDO

HOW TO ORDER

Indicate the following information on order form:
1. Quantity of each item.
2. Model number, including options. See “How To Build a Model Number”.
3. Any special service required.

Note: • The □ indicates that a choice is required.
- The absence of the □ indicates that no choice is required.
- Alpha-numeric characters in place of □ indicate that no other alternatives are available.

HOW TO BUILD A MODEL NUMBER

Ⓐ Select basic model.

Ⓑ Select bracket type.

LB	- Mounted on load bar
UN	- Unite mounted
UN/UM	- Unite upmount

Ⓒ Select unit color.
Refer to the **Product Color Options** page in this price list.
All white and metallic paints require an upcharge. Please see upcharge column.

Ⓓ Select lock option.

KS	- Key standard
NLC	- No lock core
KA	- Key alike

Ⓔ Select lock color.
Refer to the **Product Color Options** page in this price list.

INFORMATION

Weights
Figures provided are approximate and reflect packaged product without additional accessories.

SPECIAL SERVICES

Special Carton Marking

With specially marked information	N/C

Shipping
Ships **assembled, FOB Manitowoc, WI 54220, freight prepaid.** Freight class 70.

Specifications and prices are subject to change without prior notice.

U-Series™ Underhead Storage

U-Series™ Underhead Storage

	MODEL	D x W x H	MODEL NUMBER Basic Model	Direction	Unit Color	Lock Option	Lock Color	Approx. Packaged Weight	Delivered Pricing	Whites & All Metallics Upcharge
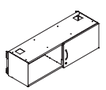 UHS	**Underhead Storage** • Underhead storage units mount below worksurface • Underhead accommodates standard binders • Storage units include holes in top and bottom for cord drop in conjuction with grommets • Includes brackets for attachment; legs may be specified separately if desired • Lockable sliding door extends slightly beyond the center divider of storage unit	35-3/4 x 14-3/8 x 14-7/8	UHS36		☐☐	☐☐☐	☐☐☐	38.0#	$ 683	$ 80
		41-3/4 x 14-3/8 x 14-7/8	UHS42		☐☐	☐☐☐	☐☐☐	42.0#	730	80
		47-3/4 x 14-3/8 x 14-7/8	UHS48		☐☐	☐☐☐	☐☐☐	47.0#	775	80
		53-3/4 x14-3/8 x 14-7/8”	UHS54		☐☐	☐☐☐	☐☐☐	50.0#	849	80
		59-3/4 x 14-3/8 x 14-7/8	UHS60		☐☐	☐☐☐	☐☐☐	52.0#	887	80
		71-3/4 x 14-3/8 x 14-7/8	UHS72		☐☐	☐☐☐	☐☐☐	57.0#	949	80
 UHSL	**Underhead Storage Support Leg** • May be used in place of return • Size noted does not reflect attachment brackets	1-1/2 x 13-7/8 x 13-5/16”	UHSL	☐	☐☐			8.6#	$ 172	$ 14
			Ⓐ	Ⓑ	Ⓒ	Ⓓ	Ⓔ			

HOW TO ORDER

Indicate the following information on order form:
1. Quantity of each item.
2. Model number, including options. See “How To Build a Model Number”.
3. Any special service required.

Note: • The ☐ indicates that a choice is required.
- The absence of the ☐ indicates that no choice is required.
- Alpha-numeric characters in place of ☐ indicate that no other alternatives are available.

HOW TO BUILD A MODEL NUMBER

Ⓐ Select basic model.

Ⓑ Select placement of leg.

L	- Left
R	- Right

Ⓒ Select unit color.
Refer to the **Product Color Options** page in this price list.
All white and metallic paints require an upcharge. Please see upcharge column.

Ⓓ Select lock option.

KS	- Key standard
KA	- Key alike
NLC	- No lock core

Ⓔ Select lock color.
Refer to the **Product Color Options** page in this price list.

SPECIAL SERVICES

Special Carton Marking

With specially marked information	N/C

Shipping

Ships **assembled, FOB Manitowoc, WI 54220, freight prepaid.** Freight class 70.

Specifications and prices are subject to change without prior notice.

U-Series™ Storage and Accessories
Overhead Accessories

U-Series™ Storage and Accessories
Overhead Accessories

	MODEL	L	MODEL NUMBER Basic Model	Trim Color	Approx. Packaged Weight	Delivered Pricing
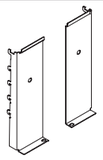	**U-Series® Overhead On-Module Mounting Bracket for Unite** • Sold in pairs • Mounts into slots in frame • Black only • Allows for vertical adjustment in 1" increment	HRDPT	48.0222.SET		5.0#	$ 210
	**U-Series® Overhead On-Module Single Mounting Bracket for Unite** • Sngle bracket must be specified with overhead bracket set 48.022.SET • Sor use supporting a U-Series overhead that spans two Unite panels	HRDPT	48.0222.R.BL		2.5#	$ 107
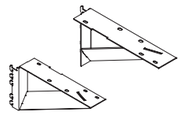	**U-Series® Overhead Upmount Brackets for Unite** • Sold in pairs • Mounts into slots in frame • Uses 8" of slot space at top of panel • Overhead extends 15" above top cap • Fasteners and allen wrench included	HRDPT	48.0236.12.S	☐☐	7.0#	$ 355
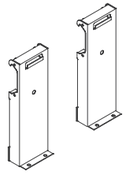	**U-Series® Overhead Load Bar Brackets for Unite** • Sold in pairs • Load Bar Brackets attach to an externally mounted load bar • Load Bar purchased separately	HRDPT	46.8186.SET	☐☐	5.0#	$ 264

Ⓐ Ⓑ

HOW TO ORDER

Indicate the following information on order form:
1. Quantity of each item.
2. Model number, including options. See "How To Build a Model Number".
3. Any special service required.

Note: • The ☐ indicates that a choice is required.
- The absence of the ☐ indicates that no choice is required.
- Alpha-numeric characters in place of ☐ indicate that no other alternatives are available.

HOW TO BUILD A MODEL NUMBER

Ⓐ Select basic model.

Ⓑ Select trim color.
Refer to the **Product Color Options** page in this price list.

SPECIAL SERVICES

Special Carton Marking

With specially marked information N/C

Shipping

Ships **assembled, FOB Manitowoc, WI 54220, freight prepaid.** Freight class 70.

Specifications and prices are subject to change without prior notice.

U-Series™ Storage and Accessories
Overhead Accessories

U-Series™ Storage and Accessories
Overhead Accessories

	MODEL	L	MODEL NUMBER: Basic Model	MODEL NUMBER: Trim Color	Approx. Packaged Weight	Delivered Pricing
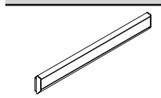	**Wall Mounted Load Bar for Unite** • Supports overhead storage on drywall or other non-panel application • Requires Load Bar brackets to support storage unit-sold separately	24”	SWLB.24	☐☐	5.0#	$ 151
		30”	SWLB.30	☐☐	6.0#	161
		36”	SWLB.36	☐☐	7.0#	164
		42”	SWLB.42	☐☐	8.0#	182
		48”	SWLB.48	☐☐	10.0#	187
HRDPT		54”	SWLB.54	☐☐	13.0#	222
		60”	SWLB.60	☐☐	12.0#	223
		66”	SWLB.66	☐☐	13.0#	226
		72”	SWLB.72	☐☐	14.0#	234
		84”	SWLB.84	☐☐	17.0#	362
		96”	SWLB.96	☐☐	19.0#	381
			Ⓐ	Ⓑ		

HOW TO ORDER

Indicate the following information on order form:
1. Quantity of each item.
2. Model number, including options. See “How To Build a Model Number”.
3. Any special service required.

Note: • The ☐ indicates that a choice is required.
- The absence of the ☐ indicates that no choice is required.
- Alpha-numeric characters in place of ☐ indicate that no other alternatives are available.

HOW TO BUILD A MODEL NUMBER

Ⓐ Select basic model.

Ⓑ Select trim color.
Refer to the **Product Color Options** page in this price list.

SPECIAL SERVICES

Special Carton Marking

With specially marked information	N/C

Shipping

Ships **assembled, FOB Manitowoc, WI 54220, freight prepaid.** Freight class 70.

Specifications and prices are subject to change without prior notice.

U-Series™ Accessories
Pedestal Accessories

U-Series™ Accessories
Pedestal Accessories

	MODEL	Features	MODEL NUMBER Basic Model	MODEL NUMBER Paint Color	Approx. Packaged Weight	Delivered Pricing
 USPA	**Pedestal Bracket** • Graphic represents bracket used with a 24” deep pedestal on a 24” deep worksurface • Bracket is intended to fill the space between back of pedestal and panel • Bracket provides support for extended runs and screws with trim to outside back of pedestal for added support on extended panel runs • Bracket depth varies by pedestal model 24” worksurface - 20” pedestal = approx. 6-1/4” - 24” pedestal = approx. 2-1/4” 30” worksurface - 20” pedestal = approx. 12-1/4” - 24” pedestal = approx. 6-1/4”	System 3000® 24” deep worksurface	3K24	☐☐	6.0#	$ 104
		System 3000® 30” deep worksurface	3K30	☐☐	10.0#	104
		StudioWorks® 24” deep worksurface	SW24	☐☐	6.0#	104
		StudioWorks® 30” deep worksurface	SW30	☐☐	10.0#	104
		Unite® 22” deep worksurface	UN22	☐☐	6.0#	104
		Unite® 24” deep worksurface	UN24	☐☐	6.0#	104
		Unite® 24” deep knife edge worksurface	UN24KN	☐☐	10.0#	104
		Unite® 30” deep worksurface	UN30	☐☐	6.0#	104
		Unite® 30” deep knife edge worksurface	UN30KN	☐☐	10.0#	104
		WireWorks® 24” deep worksurface	WW24	☐☐	6.0#	104
		WireWorks® 30” deep worksurface	WW30	☐☐	10.0#	104
			Ⓐ	Ⓑ		

HOW TO ORDER

Indicate the following information on order form:
1. Quantity of each item.
2. Model number, including options. See “How To Build a Model Number”.
3. Any special service required.

Note: • The ☐ indicates that a choice is required.
- The absence of the ☐ indicates that no choice is required.
- Alpha-numeric characters in place of ☐ indicate that no other alternatives are available.

HOW TO BUILD A MODEL NUMBER

Ⓐ Select basic model.

Ⓑ Select paint color.
Refer to the **Product Color Options** page in this price list.

SPECIAL SERVICES

Special Carton Marking

With specially marked information	N/C

Shipping

Ships **knocked down, FOB Pembroke, ON K8A 0E1, freight prepaid.** Freight class 70.

Specifications and prices are subject to change without prior notice.

U-Series™ Accessories
Pedestal Accessories

U-Series™ Accessories
Pedestal Accessories

	MODEL	W x D x H	MODEL NUMBER: Basic Model (A)	Trim Color (B)	Upholstery Color (C)	Approx. Packaged Weight	Delivered Pricing C.O.M.	Delivered Pricing Fabric Grade 1	Delivered Pricing Fabric Grade 2	Delivered Pricing Fabric Grade 3	Delivered Pricing Pallas Fabric Group P0	Delivered Pricing Pallas Fabric Group P1	Delivered Pricing Pallas Fabric Group P2	Delivered Pricing Pallas Fabric Group P3	Delivered Pricing Pallas Fabric Group P4
 PDCU	**Cushioned Seat for Mobile Pedestal** • 17" deep, used with 17-5/8" deep mobile pedestal • 20" deep, used with 21-5/8" deep mobile pedestal • Fabric runs side to side • Lip height is 3-1/4"	15 x 17 x 1-7/8"	PDCU/17	□□	□□□□□	5.0#	$ 209	$ 209	$ 238	$ 251	$ 264	$ 279	$ 295	$ 329	$ 337
		15 x 20 x 1-7/8"	PDCU/20	□□	□□□□□	6.0#	228	228	250	269	278	292	308	344	353

HOW TO ORDER

Indicate the following information on order form:
1. Quantity of each item.
2. Model number, including options. See "How To Build a Model Number".
3. Any special service required.

Note: • The □ indicates that a choice is required.
- The absence of the □ indicates that no choice is required.
- Alpha-numeric characters in place of □ indicate that no other alternatives are available.

HOW TO BUILD A MODEL NUMBER

A Select basic model.

B Select trim color.
Refer to the **Product Color Options** page in this price list.

C Select upholstery color.
Refer to **ki.com/fabrics**
For specific fabric availability on cushioned seats, please refer to E-Spec.

SPECIAL SERVICES

Special Carton Marking

With specially marked information	N/C

Shipping
Ships **assembled, FOB Green Bay, WI 54302, freight prepaid.** Freight class 100.

Specifications and prices are subject to change without prior notice.

U-Series™ Accessories
Pedestal Accessories

U-Series™ Accessories
Pedestal Accessories

	MODEL	Features	W x D x H	MODEL NUMBER Basic Model	Approx. Packaged Weight	Delivered Pricing
 USPA	**Counterbalance Weight** • Required for conversion for 24" deep mobile and freestanding to file/file units.	24"D Units	12-1/2 x 2 x 18"	USPCBW25	25.0#	$ 118
 USPA	**Counterbalance Weight** • Required for conversion for 20" deep mobile and freestanding to file/file units. • Two required, sold in pairs	For 20" D Units	7-1/2 x 3/4 x 16"	USPCBW36	36.0#	$ 232
HRDPT	**P-Series Keys** • Double bit design • Range of 200 different core/key numbers available • Must specify lock number(s) requested when ordering cut key or lock core/key sets	Lock Core/2 Key Set - Satin Chrome		2.KP20522.SC	0.4#	$ 15
		Lock Core/2 Key Set - Black		2.KP20522	0.4#	15
		Master Key		2.KP20550	0.2#	11
		Extractor Key		2.KP20551	0.2#	11
		Blank Key		2.KP20552	0.2#	3
		Cut Key		2.KP20557	0.2#	4
 USPA	**Caster Kit** • Converts freestanding pedestals to mobile units • Finished height consistent with free-standing pedestal • File/file units require counterbalance weights • 4 casters and a 5th wheel per kit		2-5/8"	USPCK	1.0#	$ 92
 USPA	**Glide Kit** • Converts mobile pedestal to freestanding • File/file units require counterbalance weights • Finished height consistent with mobile pedestal • 4 glides and a center wheel per kit		2-5/8"	USPGK	1.0#	$ 92

Ⓐ

HOW TO ORDER

Indicate the following information on order form:
1. Quantity of each item.
2. Model number, including options. See "How To Build a Model Number".
3. Any special service required.

Note: • The ☐ indicates that a choice is required.
- The absence of the ☐ indicates that no choice is required.
- Alpha-numeric characters in place of ☐ indicate that no other alternatives are available.

HOW TO BUILD A MODEL NUMBER

Ⓐ Select basic model.

SPECIAL SERVICES

Special Carton Marking

With specially marked information N/C

Shipping

Ships **assembled, FOB Pembroke, ON K8A 0E1, freight prepaid.** Freight class 70.

Specifications and prices are subject to change without prior notice.

U-Series™ Accessories
Pedestal Accessories

U-Series™ Accessories
Pedestal Accessories

	MODEL	W x D x H	MODEL NUMBER Basic Model	Approx. Packaged Weight	Delivered Pricing
	**Pencil Tray** • For 6" box drawers • Black finish only	12-1/8 x 4 x 1"	S7P/PENTRAY	1.0#	$ 10
PDACU					
	**6" Partition** • For 6" box drawers • Black finish only • Priced each	12-1/8 x 4-5/8"	S7P/D6	1.0#	$ 6
PDACU					
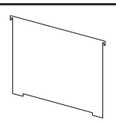	**Hanging Folder Partition** • For 12" file drawers • Black finish only • Priced each	12-1/8 x 9-5/8"	S7P/D12	1.0#	$ 10
PDACU					
			Ⓐ		

HOW TO ORDER

Indicate the following information on order form:
1. Quantity of each item.
2. Model number, including options. See "How To Build a Model Number".
3. Any special service required.

Note: • The ☐ indicates that a choice is required.
- The absence of the ☐ indicates that no choice is required.
- Alpha-numeric characters in place of ☐ indicate that no other alternatives are available.

HOW TO BUILD A MODEL NUMBER

Ⓐ Select basic model.

SPECIAL SERVICES

Special Carton Marking

With specially marked information N/C

Shipping

Ships **knocked down, FOB Pembroke, ON K8A 0E1, freight prepaid.** Freight class 70.

Specifications and prices are subject to change without prior notice.

Accessories
Acoustic Septum Kits

Accessories
Acoustic Septum Kits



HRDPT

MODEL	W x H	MODEL NUMBER Basic Model	Approx. Packaged Weight	Delivered Pricing
Acoustic Septum Kit • 2" thick fiberglass sheet is field installed inside frame structure • When used with Unite® tiles, kit provides .70NRC / .70SAA per ASTM C423-09a • Acoustic septum kit may be specified with any Unite® base style • Specify by panel size (72" panels include 2-36" kits) • Septums may be field-trimmed to allow clearance for beltway power	24 x 32"	UNRC.2432	5.1#	$ 66
	30 x 32"	UNRC.3032	6.0#	77
	36 x 32"	UNRC.3632	6.9#	111
	42 x 32"	UNRC.4232	7.8#	129
	48 x 32"	UNRC.4832	8.8#	154
	60 x 32"	UNRC.6032	10.6#	154
	72 x 32"	UNRC.7232	11.6#	224
	24 x 40"	UNRC.2440	6.1#	110
	30 x 40"	UNRC.3040	7.4#	111
	36 x 40"	UNRC.3640	8.7#	219
	42 x 40"	UNRC.4240	10.0#	219
	48 x 40"	UNRC.4840	11.2#	219
	60 x 40"	UNRC.6040	13.8#	219
	72 x 40"	UNRC.7240	15.2#	428
	24 x 48"	UNRC.2448	7.2#	84
	30 x 48"	UNRC.3048	8.8#	129
	36 x 48"	UNRC.3648	10.5#	219
	42 x 48"	UNRC.4248	12.1#	254
	48 x 48"	UNRC.4848	13.7#	254
	60 x 48"	UNRC.6048	17.0#	254
	72 x 48"	UNRC.7248	18.7#	428
	24 x 56"	UNRC.2456	8.3#	129
	30 x 56"	UNRC.3056	10.3#	164
	36 x 56"	UNRC.3656	12.2#	219
	42 x 56"	UNRC.4256	14.2#	254
	48 x 56"	UNRC.4856	16.2#	325
	60 x 56"	UNRC.6056	20.2#	325
	72 x 56"	UNRC.7256	22.3#	431
	24 x 64"	UNRC.2464	9.3#	129
	30 x 64"	UNRC.3064	11.7#	191
	36 x 64"	UNRC.3664	14.0#	219
	42 x 64"	UNRC.4264	16.3#	254
	48 x 64"	UNRC.4864	18.7#	325
	60 x 64"	UNRC.6064	25.5#	375
	72 x 64"	UNRC.7264	25.8#	431
		Ⓐ		

HOW TO ORDER

Indicate the following information on order form:
1. Quantity of each item.
2. Model number, including options. See "How To Build a Model Number".
3. Any special service required.

Note: • The ☐ indicates that a choice is required.
- The absence of the ☐ indicates that no choice is required.
- Alpha-numeric characters in place of ☐ indicate that no other alternatives are available.

HOW TO BUILD A MODEL NUMBER

Ⓐ Select basic model.

SPECIAL SERVICES

Special Carton Marking

With specially marked information N/C

Shipping

Ships **knocked down, FOB Manitowoc, WI 54220, freight prepaid.** Freight class 70.

Specifications and prices are subject to change without prior notice.

Accessories
Glass Divider Screen

Accessories
Glass Divider Screen

	MODEL	W x H	MODEL NUMBER Basic Model	Glass Color	Trim Color	Approx. Packaged Weight	Clear (GLA)	Satin Etch One Side (GLV)
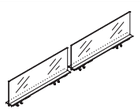 UNGD	**Glass Divider Screen** • Unframed glass divider drops into panel top • Divider base takes place of top cap • May span two panels up to 72" wide maximum • May not be used over segmented glass or segmented perforated steel panels • May not be used over stacking sections or adjacent to trim UEORV • Glass features polished edge	24 x 12"	UNGDS24	□□□	□□	20.0#	$ 306	$ 362
		30 x 12"	UNGDS30	□□□	□□	23.0#	318	375
		36 x 12"	UNGDS36	□□□	□□	26.0#	350	418
		42 x 12"	UNGDS42	□□□	□□	28.0#	397	477
		48 x 12"	UNGDS48	□□□	□□	31.0#	416	504
		54 x 12"	UNGDS54	□□□	□□	35.0#	429	531
		60 x 12"	UNGDS60	□□□	□□	38.0#	451	562
		66 x 12"	UNGDS66	□□□	□□	40.0#	538	647
		72 x 12"	UNGDS72	□□□	□□	43.0#	596	732
			Ⓐ	Ⓑ	Ⓒ			

HOW TO ORDER

Indicate the following information on order form:
1. Quantity of each item.
2. Model number, including options. See "How To Build a Model Number".
3. Any special service required.

Note: • The □ indicates that a choice is required.
- The absence of the □ indicates that no choice is required.
- Alpha-numeric characters in place of □ indicate that no other alternatives are available.

HOW TO BUILD A MODEL NUMBER

Ⓐ Select basic model.

Ⓑ Select glass color.

GLA	- Clear
GLV	- Satin etch one side

Ⓒ Select trim color.
Refer to the **Product Color Options** page in this price list.
Metallic finish not available.

SPECIAL SERVICES

Special Carton Marking

With specially marked information	N/C

Shipping

Ships **knocked down, FOB Manitowoc, WI 54220, freight prepaid.** Freight class 70.

Specifications and prices are subject to change without prior notice.

Accessories
Frameless Modesty Panel with Acrylic Insert

Accessories
Frameless Modesty Panel with Acrylic Insert

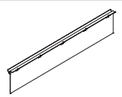

UMOD

MODEL	W x H	MODEL NUMBER Basic Model (A)	MODEL NUMBER Acrylic (B)	Approx. Packaged Weight	Delivered Pricing
Frameless Modesty Panel • Metal attachment to worksurface underside acrylic panel • Dimension listed refers to the worksurface width; actual width is approximately 6" undersized	24 x 10	UMODA24	□□□	7.0#	$ 142
	30 x 10	UMODA30	□□□	8.0#	176
	36 x 10	UMODA36	□□□	9.0#	223
	42 x 10	UMODA42	□□□	11.0#	253
	48 x 10	UMODA48	□□□	13.0#	307
	54 x 10	UMODA54	□□□	14.0#	318
	60 x 10	UMODA60	□□□	16.0#	543
	66 x 10	UMODA66	□□□	18.0#	549
	72 x 10	UMODA72	□□□	19.0#	564

HOW TO ORDER

Indicate the following information on order form:
1. Quantity of each item.
2. Model number, including options. See "How To Build a Model Number".
3. Any special service required.

Note: • The □ indicates that a choice is required.
- The absence of the □ indicates that no choice is required.
- Alpha-numeric characters in place of □ indicate that no other alternatives are available.

HOW TO BUILD A MODEL NUMBER

A Select basic model.

B Select acrylic color.
Refer to the **Product Color Options** page in this price list.

SPECIAL SERVICES

Special Carton Marking

With specially marked information	N/C

Shipping

Ships **knocked down, FOB Manitowoc, WI 54220, freight prepaid.** Freight class 70.

Specifications and prices are subject to change without prior notice.

Accessories
Continuous Top Cap/Carpet Gripper/Alum Grommet

Accessories
Continuous Top Cap/Carpet Gripper/Alum Grommet

	MODEL	MODEL NUMBER Basic Model	Trim Color	Approx. Packaged Weight	Delivered Pricing
 HRDPT	**Continuous Top Cap** • Used in place of standard top cap for uninterrupted spans between intersections • To specify, add together nominal panel widths • Maximum span is 6 feet	48.0717.48	☐☐	2.7#	$ 51
		48.0717.54	☐☐	3.4#	51
		48.0717.60	☐☐	3.6#	55
		48.0717.66	☐☐	3.8#	94
		48.0717.72	☐☐	3.8#	94
HRDPT	**Carpet Gripper** • Grippers snap into leveling glides to prevent panels from shifting on carpet • Glide rotation is unaffected • Black finish only • Package of 10	UNCG10		0.5#	$ 8
 HRDPT	**Aluminum Grommet** • Molded grommet is specified in all powdercoat colors	48.0399	☐☐	0.5#	$ 11
		Ⓐ	Ⓑ		

HOW TO ORDER

Indicate the following information on order form:
1. Quantity of each item.
2. Model number, including options. See “How To Build a Model Number”.
3. Any special service required.

Note: • The ☐ indicates that a choice is required.
- The absence of the ☐ indicates that no choice is required.
- Alpha-numeric characters in place of ☐ indicate that no other alternatives are available.

HOW TO BUILD A MODEL NUMBER

Ⓐ Select basic model.

Ⓑ Select trim color.
Refer to the **Product Color Options** page in this price list.
Metallic finish not available.

SPECIAL SERVICES

Special Carton Marking

With specially marked information	N/C

Shipping

Ships **knocked down, FOB Manitowoc, WI 54220, freight prepaid.** Freight class 70.

Specifications and prices are subject to change without prior notice.

Accessories
Power Modules

	MODEL	MODEL NUMBER Basic Model	Approx. Packaged Weight	Delivered Pricing
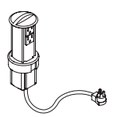 HRDPT	**Round Power Module-Dual Receptacles** • Round module with sleeves fits into Unite® grommet cutout • Provides two receptacles • Cord length is 6 feet • Black	UNPWUP	2.0#	$ 363
 HRDPT	**Round Power Module-Receptacle and Data** • Round module with sleeves fits into Unite® grommet cutout • Provides one receptacle and one data port • Black	UNPWUD	2.0#	$ 363

Ⓐ

HOW TO ORDER

Indicate the following information on order form:
1. Quantity of each item.
2. Model number, including options. See “How To Build a Model Number”.
3. Any special service required.

Note: • The ☐ indicates that a choice is required.
- The absence of the ☐ indicates that no choice is required.
- Alpha-numeric characters in place of ☐ indicate that no other alternatives are available.

HOW TO BUILD A MODEL NUMBER

Ⓐ Select basic model.

SPECIAL SERVICES

Special Carton Marking

With specially marked information	N/C

Shipping

Ships **knocked down, FOB Manitowoc, WI 54220, freight prepaid.** Freight class 70.

Specifications and prices are subject to change without prior notice.

Accessories
Bracket Assembly Kit/Receptacle Kit

Accessories
Bracket Assembly Kit/Receptacle Kit

	MODEL	MODEL NUMBER Basic Model	MODEL NUMBER Bezel Color	Approx. Packaged Weight	Delivered Pricing
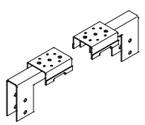 HRDPT	**Chicago Mounting Bracket Assembly Kit** • Steel construction • Accepts Chicago Code Receptacle Kit (see below) • Specify one assembly per panel, for use on base raceway only • Associated panels must be specified with Chicago power option in order to accept assembly • Includes mounting hardware • Assembly is not size-specific or handed	UCEM		1.5#	$ 99
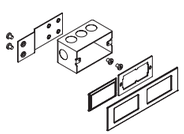 HRDPT	**Chicago Code Receptacle Kit** • Includes all components required to mount one hardwired receptacle to a mounting bracket assembly (see below) • Receptacle is provided by customer • Up to two receptacles may be specified on a 24" panel, one per side; up to four receptacles may be mounted on all other panels, two per side	URK.HW	☐☐	1.4#	$ 98
		Ⓐ	Ⓑ		

HOW TO ORDER

Indicate the following information on order form:
1. Quantity of each item.
2. Model number, including options. See "How To Build a Model Number".
3. Any special service required.

Note: • The ☐ indicates that a choice is required.
- The absence of the ☐ indicates that no choice is required.
- Alpha-numeric characters in place of ☐ indicate that no other alternatives are available.

HOW TO BUILD A MODEL NUMBER

Ⓐ Select basic model.

Ⓑ Select bezel color.
Refer to the **Product Color Options** page in this price list.

SPECIAL SERVICES

Special Carton Marking

With specially marked information	N/C

Shipping

Ships **knocked down, FOB Manitowoc, WI 54220, freight prepaid.** Freight class 70.

Specifications and prices are subject to change without prior notice.

Accessories
Markerboards

Accessories
Markerboards

	MODEL	Features	W x H	MODEL NUMBER Basic Model	Approx. Packaged Weight	Delivered Pricing
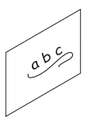	**Markerboards - No Frame** • White “dry erase” painted steel • “No frame” construction of 22 gauge steel with honeycomb core adhered to back of tile to dampen sound • Includes magnetic removable 16” x 2-1/2” tray with markers and eraser • Includes black mounting brackets	On-Module	36 x 30”	UNDEMB.PM3630	25.0#	$ 367
		On-Module	42 x 30”	UNDEMB.PM4230	21.0#	381
		On-Module	48 x 30”	UNDEMB.PM4830	23.0#	395
		On-Module	54 X 30”	UNDEMB.PM5430	27.0#	482
		On-Module	60 x 30”	UNDEMB.PM6030	30.0#	536
HRDPT						
	**Markerboards** • White porcelain painted steel surface with matching white trim • Includes magnetic removable 16” x 2-1/2” tray with markers and eraser • Includes black mounting brackets	On-Module	30 x 32”	UNMB.PM.3032	11.0#	$ 657
		On-Module	36 x 32”	UNMB.PM.3632	13.0#	689
		On-Module	42 x 32”	UNMB.PM.4232	15.0#	765
		On-Module	48 x 32”	UNMB.PM.4832	17.0#	783
		On-Module	54 X 32”	UNMB.PM.5432	20.0#	855
		On-Module	60 x 32”	UNMB.PM.6032	22.0#	895
HRDPT						
	**Magnetic Tray**		16 x 2-1/2”	MB.TRAY	1.0#	$ 52
HRDPT						
HRDPT	**Tray/Eraser/4 Markers**			MB.MARKERKIT	1.0#	$ 125

Ⓐ

HOW TO ORDER

Indicate the following information on order form:
1. Quantity of each item.
2. Model number, including options. See “How To Build a Model Number”.
3. Any special service required.

Note: • The ☐ indicates that a choice is required.
- The absence of the ☐ indicates that no choice is required.
- Alpha-numeric characters in place of ☐ indicate that no other alternatives are available.

HOW TO BUILD A MODEL NUMBER

Ⓐ Select basic model.

SPECIAL SERVICES

Special Carton Marking

With specially marked information	N/C

Shipping

Ships **knocked down, FOB Manitowoc, WI 54220, freight prepaid.** Freight class 70.

Specifications and prices are subject to change without prior notice.

Accessories
Tackboard

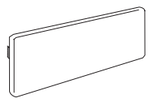

UTB

MODEL	Features	W x H	MODEL NUMBER Basic Model	MODEL NUMBER Fabric Color	Approx. Packaged Weight	Delivered Pricing Fabric Grade 1 & C.O.M.	Delivered Pricing Fabric Grade 2	Delivered Pricing Fabric Grade 3 & Pallas Vertical Fabric Grade PV	Delivered Pricing Pallas Vertical Fabric Grade PV1	Delivered Pricing Pallas Vertical Fabric Grade PV2
Tackboard • Tackboards are constructed of 3/4" tackable core and covered with fabric • Includes black mounting brackets • Not available with countertops	On-Module	24 x 12"	UNTB2412/PM	□□□□	3.0#	$ 173	$ 178	$ 183	$ 186	$ 199
	On-Module	30 x 12"	UNTB3012/PM	□□□□	3.0#	191	196	198	204	219
	On-Module	36 x 12"	UNTB3612/PM	□□□□	4.0#	205	216	218	224	235
	On-Module	42 x 12"	UNTB4212/PM	□□□□	4.0#	217	222	224	230	243
	On-Module	48 x 12"	UNTB4812/PM	□□□□	5.0#	221	224	227	234	251
	On-Module	54 x 12	UNTB5412/PM	□□□□	0.0#	250	258	261	270	283
	On-Module	60 x 12"	UNTB6012/PM	□□□□	6.0#	261	267	270	279	295
	On-Module	24 x 16"	UNTB2416/PM	□□□□	4.0#	178	183	186	191	204
	On-Module	30 x 16"	UNTB3016/PM	□□□□	4.0#	191	196	198	204	219
	On-Module	36 x 16"	UNTB3616/PM	□□□□	5.0#	195	198	200	206	222
	On-Module	42 x 16"	UNTB4216/PM	□□□□	5.0#	218	223	226	234	248
	On-Module	48 x 16"	UNTB4816/PM	□□□□	6.0#	226	229	234	242	257
	On-Module	54 x 16	UNTB5416/PM	□□□□	0.0#	264	272	275	284	296
	On-Module	60 x 16"	UNTB6016/PM	□□□□	7.0#	275	281	285	298	311
	On-Module	24 x 20"	UNTB2420/PM	□□□□	4.0#	262	271	274	281	298
	On-Module	30 x 20"	UNTB3020/PM	□□□□	5.0#	281	290	295	305	319
	On-Module	36 x 20"	UNTB3620/PM	□□□□	6.0#	300	307	312	325	342
	On-Module	42 x 20"	UNTB4220/PM	□□□□	7.0#	308	317	325	334	352
	On-Module	48 x 20"	UNTB4820/PM	□□□□	8.0#	370	381	386	398	421
	On-Module	54 x 20	UNTB5420/PM	□□□□	0.0#	382	397	405	415	438
	On-Module	60 x 20"	UNTB6020/PM	□□□□	10.0#	377	392	398	411	429
	On-Module	24 x 30"	UNTB2430/PM	□□□□	6.0#	283	294	300	307	328
	On-Module	30 x 30"	UNTB3030/PM	□□□□	7.0#	352	361	370	381	402
	On-Module	36 x 30"	UNTB3630/PM	□□□□	8.0#	372	382	392	404	425
	On-Module	42 x 30"	UNTB4230/PM	□□□□	10.0#	395	407	417	426	451
	On-Module	48 x 30"	UNTB4830/PM	□□□□	11.0#	417	425	432	450	471
	On-Module	54 x 30	UNTB5430/PM	□□□□	0.0#	444	462	468	480	502
	On-Module	60 x 30"	UNTB6030/PM	□□□□	14.0#	452	466	472	487	515
	On-Module	24 x 48"	UNTB2448/PM	□□□□	9.0#	362	372	382	394	416
	On-Module	30 x 48"	UNTB3048/PM	□□□□	11.0#	420	427	438	452	477
	On-Module	36 x 48"	UNTB3648/PM	□□□□	13.0#	477	492	503	515	543
	On-Module	42 x 48"	UNTB4248/PM	□□□□	15.0#	492	505	519	529	559
	On-Module	48 x 48"	UNTB4848/PM	□□□□	17.0#	521	538	549	564	595
			Ⓐ	Ⓑ						

HOW TO ORDER

Indicate the following information on order form:
1. Quantity of each item.
2. Model number, including options. See "How To Build a Model Number".
3. Any special service required.

Note: • The □ indicates that a choice is required.
- The absence of the □ indicates that no choice is required.
- Alpha-numeric characters in place of □ indicate that no other alternatives are available.

HOW TO BUILD A MODEL NUMBER

Ⓐ Select basic model.

Ⓑ Select fabric color.
Refer to **ki.com/fabrics**

SPECIAL SERVICES

Special Carton Marking

With specially marked information N/C

Shipping

Ships **knocked down, FOB Manitowoc, WI 54220, freight prepaid.** Freight class 70.

Specifications and prices are subject to change without prior notice.

Accessories
Brackets

Accessories
Brackets

	MODEL	MODEL NUMBER Basic Model	Trim Color	Approx. Packaged Weight	Delivered Pricing
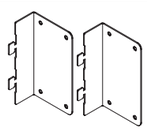 HRDPT	**Tackboard On-Module Bracket** • Order one kit for 12” and 16” high tackboards • Order two kits for 20” and 30” high tackboards • Order three kits for 48” high tackboards • Not used on Overhead Tackboards • Only necessary to order if changing mounting style • Black only	48.0262.TB.KIT	☐☐	1.0#	$ 36
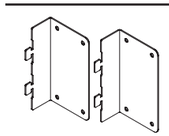 HRDPT	**Markerboard On-Module Bracket** • Pair of brackets • Order one kit for all heights • Includes mounting hardware • Only necessary to order if changing mounting style • Black only	48.0262.MB.KIT	☐☐	1.0#	$ 62
		Ⓐ	Ⓑ		

HOW TO ORDER

Indicate the following information on order form:
1. Quantity of each item.
2. Model number, including options. See “How To Build a Model Number”.
3. Any special service required.

Note: • The ☐ indicates that a choice is required.
- The absence of the ☐ indicates that no choice is required.
- Alpha-numeric characters in place of ☐ indicate that no other alternatives are available.

HOW TO BUILD A MODEL NUMBER

Ⓐ Select basic model.

Ⓑ Select trim color.
Refer to the **Product Color Options** page in this price list.
Metallic finish not available.

SPECIAL SERVICES

Special Carton Marking

With specially marked information N/C

Shipping

Ships **knocked down, FOB Manitowoc, WI 54220, freight prepaid.** Freight class 70.

Specifications and prices are subject to change without prior notice.

Accessories
Paper Management

	MODEL	H x W x D	MODEL NUMBER Basic Model	MODEL NUMBER Trim Color	Approx. Packaged Weight	Delivered Pricing
 UTR	**On-Module Tool Rail** • Accomodates paper management components • Attaches to panels “on” module • Field installable • Painted aluminum construction • Consists of four slots to accept components	24 x 4-1/2”	UPMTR24	□□	3.0#	$ 143
		30 x 4-1/2”	UPMTR30	□□	4.0#	151
		36 x 4-1/2”	UPMTR36	□□	5.0#	157
		42 x 4-1/2”	UPMTR42	□□	6.0#	165
		48 x 4-1/2”	UPMTR48	□□	6.0#	175
		54 X 4-1/2”	UPMTR54	□□	7.0#	208
		60 x 4-1/2”	UPMTR60	□□	7.0#	223
		72 x 4-1/2”	UPMTR72	□□	8.0#	243
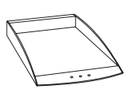 HRDPT	**Plastic Paper Tray Unit** • Plastic construction • Accepts letter and legal-size paper • Suspends from Tool Rail	2 x 9-1/2 x 14”	PPLL	□□	1.0#	$ 52
 HRDPT	**Plastic Diagonal Storage Unit** • Plastic construction • Three slanted partitions per unit with dividers • Suspends from Tool Rail	2-1/2 x 7 x 12-1/2”	PPDS	□□	4.0#	$ 52
			Ⓐ	Ⓑ		

HOW TO ORDER

Indicate the following information on order form:
1. Quantity of each item.
2. Model number, including options. See “How To Build a Model Number”.
3. Any special service required.

Note: • The □ indicates that a choice is required.
- The absence of the □ indicates that no choice is required.
- Alpha-numeric characters in place of □ indicate that no other alternatives are available.

HOW TO BUILD A MODEL NUMBER

Ⓐ Select basic model.

Ⓑ Select trim color.
Refer to the **Product Color Options** page in this price list.

SPECIAL SERVICES

Special Carton Marking

With specially marked information	N/C

Shipping

Ships **knocked down, FOB Manitowoc, WI 54220, freight prepaid.** Freight class 70.

Specifications and prices are subject to change without prior notice.

Accessories
Desktop Accessories

Accessories
Desktop Accessories

	MODEL	H x W x D	MODEL NUMBER: Basic Model	MODEL NUMBER: Trim Color	Approx. Packaged Weight	Delivered Pricing
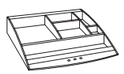	**Accessory Tray** • Injection-molded plastic • Stores stamps, tape dispenser, post-it pads and paper clips • Suspends from Tool Rail	2 x 9 1/2 x 10”	PPAT	□□	6.0#	$ 43
HRDPT						
	**Pencil Cup** • Injection-molded plastic • Suspends from Tool Rail	4 x 4 x 3 1/2”	PPPC	□□	0.3#	$ 43
HRDPT						
			Ⓐ	Ⓑ		

HOW TO ORDER

Indicate the following information on order form:
1. Quantity of each item.
2. Model number, including options. See “How To Build a Model Number”.
3. Any special service required.

Note: • The □ indicates that a choice is required.
- The absence of the □ indicates that no choice is required.
- Alpha-numeric characters in place of □ indicate that no other alternatives are available.

HOW TO BUILD A MODEL NUMBER

Ⓐ Select basic model.

Ⓑ Select trim color.
Refer to the **Product Color Options** page in this price list.
Metallic finish not available.

SPECIAL SERVICES

Special Carton Marking

With specially marked information	N/C

Shipping

Ships **knocked down, FOB Manitowoc, WI 54220, freight prepaid.** Freight class 70.

Specifications and prices are subject to change without prior notice.

1330 Bellevue Street
P.O. Box 8100
Green Bay, WI 54308-8100
800.424.2432
ki.com

KI and Furnishing Knowledge are registered
trademarks of Krueger International, Inc.

© 2020 Krueger International, Inc.
All Rights Reserved.
Code KI-PLW-000262/KI/PDF

Furnishing Knowledge®

UNIVERSAL SCREENS

PRICE LIST

October 11, 2017

Updated October 3, 2022

800.424.2432

Contents

Refer to KI Terms & Conditions document or visit ki.com.

Contents

Refer to KI Terms & Conditions document or visit ki.com.

Universal Screens
- General Information 3
- Product Color Options 8

Universal Height-Adjustable Screens
- Felt Screens 9
- Fabric Screens 10

Universal Fixed Screens
- Felt Screens 11
- Fabric Screens 13

Universal Screens
General Information

PRODUCT SPECIFICATIONS

Universal Screens

Fixed-Height & Height-Adjustable

October 2020

TECHNICAL SPECIFICATIONS

Screens

Polyester Felt Screens
The polyester felt screen panels are constructed from $^1/_2$" thick tackable, 100% polyester felt and are available in a variety of colors. The panels have a density of 0.5 lb/ft^2 and are sound absorbing with an acoustic rating of 0.45-0.90 NRC. The panels are in accordance with ASTM-E84 and achieve a Class A Flame Spread. Universal Screens are offered as both privacy screens at the back of a tabletop and as divider screens, mounted to the side. Standard adjustable screens are 24" and 31" high by 23", 29", 35", 46", 52", 58", 64", 70" and 82" wide. Standard fixed-height privacy screens are 24" and 31" high, and a fixed-height privacy screen & modesty panel is 29" high by 23", 29", 35", 46", 52", 58", 64", 70" and 82" wide.

Upholstered Screens
The upholstered screen panels are constructed from $^1/_2$" thick tackable, low density fiberboard and are available in a variety of colors. The panels have a density of 21.84 lb/ft^3. The panels meet a FSC Mix Credit Certification (FSC-C081621) for Sustainability. Universal Screens are offered as both privacy screens at the back of a tabletop and as divider screens, mounted to the side. Standard adjustable screens are 24" and 31" high by 23", 29", 35", 46", 52", 58", 64", 70" and 82" wide. Standard fixed-height privacy screens are 24" and 31" high, and a fixed-height privacy screen & modesty panel is 29" high by 23", 29", 35", 46", 52", 58", 64", 70" and 82" wide.

Brackets

Adjustable Mechanisms
Screen sizes from 23" to 46" wide will assemble with two adjustable mechanisms per screen, while the 52" to 82" screen sizes will have three adjustable mechanisms per screen assembly. The mounting brackets of the mechanisms, made of 14-gauge cold rolled steel, and the vertical rail made of cast aluminum, have powder-coated finishes. Glide plates made from molded Derlin smoothly guide the vertical rails up and down. Nylon pinion gears are housed within each mechanism and ride along the vertical rails. All gears per screen assembly are synchronized with one another using steel connecting rods to keep all mechanisms aligned. Each mechanism includes a constant force spring to counterbalance the screen panel at infinite positions with the allowed up and down travel of the mechanisms. Screen panels are fastened to the adjustable mechanisms by two stainless steel knurled thumb screws per mechanism.

Fixed-Height Brackets
Screen sizes from 23" to 46"" wide will assemble with two fixed-height brackets per screen, while the 52" to 82" screen sizes will have three fixed-height brackets per screen assembly. The mounting brackets are made of 11-gauge cold rolled steel with pressed steel inserts for fastening. Brackets are finished with a powder-coat finish for durability. Screens are fastened to the fixed-height brackets using two stainless steel knurled thumb screws per bracket.



PRIVACY & DIVIDER SCREEN SELECTION TABLES

Universal Screens may be ordered as privacy screens or as divider screens. Reference the following tables to specify the privacy screen and/or divider screen for all applicable Pirouette, WorkUp, and Toggle table models. The tabletops, per each "table model" below will have appropriate pre-drilled holes to accept the Universal Privacy Screen and/or Divider Screen Model listed across from the table model. Height-adjustable screen models (USPFXXXX and USFAXXXX) are available with 24 and 31" high screens, while fixed-height models (USPFXXXXF and USFAXXXXF) are available with 24" and 31" privacy and 29" high privacy screen & modesty panel.

Pirouette® Tables, Rectangular Training Fixed-Base (29", 36" & 42" H)

Table Model	Privacy Screen Models (USFAXXXX, USFAXXXXF, USPFXXXX, & USPFXXXXF)	Divider Screen Models (USFAXXXX, USFAXXXXF, USPFXXXX, & USPFXXXXF)
PIFR1830T	2924, 2929, 2931	
PIFR1836T	3524, 3529, 3531	
PIFR1842T	3524, 3529, 3531	
PIFR1848T	4624, 4629, 4631	
PIFR1854T	5224, 5229, 5231	
PIFR1860T	5824, 5829, 5831	
PIFR1866T	6424, 6429, 6431	
PIFR1872T	7024, 7029, 7031	
PIFR2430T	2924, 2929, 2931	2324, 2329, 2331
PIFR2436T	3524, 3529, 3531	2324, 2329, 2331
PIFR2442T	3524, 3529, 3531	2324, 2329, 2331
PIFR2448T	4624, 4629, 4631	2324, 2329, 2331
PIFR2454T	5224, 5229, 5231	2324, 2329, 2331
PIFR2460T	5824, 5829, 5831	2324, 2329, 2331
PIFR2466T	6424, 6429, 6431	2324, 2329, 2331
PIFR2472T	7024, 7029, 7031	2324, 2329, 2331
PIFR3030T	2924, 2929, 2931	2924, 2929, 2931
PIFR3036T	3524, 3529, 3531	2924, 2929, 2931
PIFR3042T	3524, 3529, 3531	2924, 2929, 2931
PIFR3048T	4624, 4629, 4631	2924, 2929, 2931
PIFR3054T	5224, 5229, 5231	2924, 2929, 2931
PIFR3060T	5824, 5829, 5831	2924, 2929, 2931
PIFR3066T	6424, 6429, 6431	2924, 2929, 2931
PIFR3072T	7024, 7029, 7031	2924, 2929, 2931
PIFR3630T	2924, 2929, 2931	3524, 3529, 3531
PIFR3636T	3524, 3529, 3531	3524, 3529, 3531
PIFR3642T	3524, 3529, 3531	3524, 3529, 3531
PIFR3648T	4624, 4629, 4631	3524, 3529, 3531
PIFR3654T	5224, 5229, 5231	3524, 3529, 3531
PIFR3660T	5824, 5829, 5831	3524, 3529, 3531
PIFR3666T	6424, 6429, 6431	3524, 3529, 3531
PIFR3672T	7024, 7029, 7031	3524, 3529, 3531

Pirouette® Tables, Rectangular Collaborative Fixed-Base

Table Model	Privacy Screen Models (USFAXXXX, USFAXXXXF, USPFXXXX, & USPFXXXXF)	Divider Screen Models (USFAXXXX, USFAXXXXF, USPFXXXX, & USPFXXXXF)
PIFR2460C	5824, 5829, 5831	2324, 2329, 2331
PIFR2466C	6424, 6429, 6431	2324, 2329, 2331
PIFR2472C	7024, 7029, 7031	2324, 2329, 2331
PIFR3060C	5824, 5829, 5831	2924, 2929, 2931
PIFR3066C	6424, 6429, 6431	2924, 2929, 2931
PIFR3072C	7024, 7029, 7031	2924, 2929, 2931

Pirouette® Tables, Chevron Fixed-Base (29", 36" & 42" H)

Table Model	Privacy Screen Models (USFAXXXX, USFAXXXXF, USPFXXXX, & USPFXXXXF)	Divider Screen Models (USFAXXXX, USFAXXXXF, USPFXXXX, & USPFXXXXF)
PIFCV1860	5824, 5829, 5831	
PIFCV1872	7024, 7029, 7031	
PIFCV2460	5824, 5829, 5831	2324, 2329, 2331
PIFCV2472	7024, 7029, 7031	2324, 2329, 2331
PIFCV3060	5824, 5829, 5831	2924, 2929, 2931
PIFCV3072	7024, 7029, 7031	2924, 2929, 2931

Universal Screens
General Information

PRIVACY & DIVIDER SCREEN SELECTION TABLES

Universal Screens may be ordered as privacy screens or as divider screens. Reference the following tables to specify the privacy screen and/or divider screen for all applicable Pirouette, WorkUp, and Toggle table models. The tabletops, per each "table model" below will have appropriate pre-drilled holes to accept the Universal Privacy Screen and/or Divider Screen Model listed across from the table model. Height-adjustable screen models (USPFXXXX and USFAXXXX) are available with 24 and 31" high screens, while fixed-height models (USPFXXXXXF and USFAXXXXXF) are available with 24" and 31" privacy and 29" high privacy screen & modesty panel.

WorkUp® Tables, Fixed-Base

Table Model	Privacy Screen Models (USFAXXXX, USFAXXXXF, USPFXXXX, & USPFXXXXF)	Divider Screen Models (USFAXXXX, USFAXXXXF, USPFXXXX, & USPFXXXXF)
WU2236FX	3524, 3529, 3531	
WU2242FX	3524, 3529, 3531	
WU2248FX	4624, 4629, 4631	
WU2254FX	5224, 5229, 5231	
WU2260FX	5824, 5829, 5831	
WU2266FX	6424, 6429, 6431	
WU2272FX	7024, 7029, 7031	
WU2436FX	3524, 3529, 3531	2324, 2329, 2331
WU2442FX	3524, 3529, 3531	2324, 2329, 2331
WU2448FX	4624, 4629, 4631	2324, 2329, 2331
WU2454FX	5224, 5229, 5231	2324, 2329, 2331
WU2460FX	5824, 5829, 5831	2324, 2329, 2331
WU2466FX	6424, 6429, 6431	2324, 2329, 2331
WU2472FX	7024, 7029, 7031	2324, 2329, 2331
WU3036FX	3524, 3529, 3531	2924, 2929, 2931
WU3042FX	3524, 3529, 3531	2924, 2929, 2931
WU3048FX	4624, 4629, 4631	2924, 2929, 2931
WU3054FX	5224, 5229, 5231	2924, 2929, 2931
WU3060FX	5824, 5829, 5831	2924, 2929, 2931
WU3066FX	6424, 6429, 6431	2924, 2929, 2931
WU3072FX	7024, 7029, 7031	2924, 2929, 2931
WU3636FX	3524, 3529, 3531	3524, 3529, 3531
WU3642FX	3524, 3529, 3531	3524, 3529, 3531
WU3648FX	4624, 4629, 4631	3524, 3529, 3531
WU3654FX	5224, 5229, 5231	3524, 3529, 3531
WU3660FX	5824, 5829, 5831	3524, 3529, 3531
WU3666FX	6424, 6429, 6431	3524, 3529, 3531
WU3672FX	7024, 7029, 7031	3524, 3529, 3531

WorkUp® Tables, Crank

Table Model	Privacy Screen Models (USFAXXXX, USFAXXXXF, USPFXXXX, & USPFXXXXF)	Divider Screen Models (USFAXXXX, USFAXXXXF, USPFXXXX, & USPFXXXXF)
WU2248CR	4624, 4629, 4631	
WU2254CR	5224, 5229, 5231	
WU2260CR	5824, 5829, 5831	
WU2266CR	6424, 6429, 6431	
WU2272CR	7024, 7029, 7031	
WU2448CR	4624, 4629, 4631	2324, 2329, 2331
WU2454CR	5224, 5229, 5231	2324, 2329, 2331
WU2460CR	5824, 5829, 5831	2324, 2329, 2331
WU2466CR	6424, 6429, 6431	2324, 2329, 2331
WU2472CR	7024, 7029, 7031	2324, 2329, 2331
WU3048CR	4624, 4629, 4631	2924, 2929, 2931
WU3054CR	5224, 5229, 5231	2924, 2929, 2931
WU3060CR	5824, 5829, 5831	2924, 2929, 2931
WU3066CR	6424, 6429, 6431	2924, 2929, 2931
WU3072CR	7024, 7029, 7031	2924, 2929, 2931
WU3648CR	4624, 4629, 4631	3524, 3529, 3531
WU3654CR	5224, 5229, 5231	3524, 3529, 3531
WU3660CR	5824, 5829, 5831	3524, 3529, 3531
WU3666CR	6424, 6429, 6431	3524, 3529, 3531
WU3672CR	7024, 7029, 7031	3524, 3529, 3531

PRIVACY & DIVIDER SCREEN SELECTION TABLES

Universal Screens may be ordered as privacy screens or as divider screens. Reference the following tables to specify the privacy screen and/or divider screen for all applicable Pirouette, WorkUp, and Toggle table models. The tabletops, per each "table model" below will have appropriate pre-drilled holes to accept the Universal Privacy Screen and/or Divider Screen Model listed across from the table model. Height-adjustable screen models (USPFXXXX and USFAXXXX) are available with 24 and 31" high screens, while fixed-height models (USPFXXXXXF and USFAXXXXXF) are available with 24" and 31" privacy and 29" high privacy screen & modesty panel.

WorkUp® Tables, Counter Balance

Table Model	Privacy Screen Models (USFAXXXX, USFAXXXXF, USPFXXXX, & USPFXXXXF)	Divider Screen Models (USFAXXXX, USFAXXXXF, USPFXXXX, & USPFXXXXF)
WU2248CB	4624, 4629, 4631	
WU2254CB	5224, 5229, 5231	
WU2260CB	5824, 5829, 5831	
WU2266CB	6424, 6429, 6431	
WU2272CB	7024, 7029, 7031	
WU2448CB	4624, 4629, 4631	
WU2454CB	5224, 5229, 5231	
WU2460CB	5824, 5829, 5831	
WU2466CB	6424, 6429, 6431	
WU2472CB	7024, 7029, 7031	
WU3048CB	4624, 4629, 4631	
WU3054CB	5224, 5229, 5231	
WU3060CB	5824, 5829, 5831	
WU3066CB	6424, 6429, 6431	
WU3072CB	7024, 7029, 7031	
WU3648CB	4624, 4629, 4631	
WU3654CB	5224, 5229, 5231	
WU3660CB	5824, 5829, 5831	
WU3666CB	6424, 6429, 6431	
WU3672CB	7024, 7029, 7031	

WorkUp® Tables, Electric

Table Model	Privacy Screen Models (USFAXXXX, USFAXXXXF, USPFXXXX, & USPFXXXXF)	Divider Screen Models (USFAXXXX, USFAXXXXF, USPFXXXX, & USPFXXXXF)
WU2248HF	4624, 4629, 4631	
WU2254HF	5224, 5229, 5231	
WU2260HF	5824, 5829, 5831	
WU2266HF	6424, 6429, 6431	
WU2272HF	7024, 7029, 7031	
WU2448HF	4624, 4629, 4631	2324, 2329, 2331
WU2454HF	5224, 5229, 5231	2324, 2329, 2331
WU2460HF	5824, 5829, 5831	2324, 2329, 2331
WU2466HF	6424, 6429, 6431	2324, 2329, 2331
WU2472HF	7024, 7029, 7031	2324, 2329, 2331
WU3048HF	4624, 4629, 4631	2924, 2929, 2931
WU3054HF	5224, 5229, 5231	2924, 2929, 2931
WU3060HF	5824, 5829, 5831	2924, 2929, 2931
WU3066HF	6424, 6429, 6431	2924, 2929, 2931
WU3072HF	7024, 7029, 7031	2924, 2929, 2931
WU3648HF	4624, 4629, 4631	3524, 3529, 3531
WU3654HF	5224, 5229, 5231	3524, 3529, 3531
WU3660HF	5824, 5829, 5831	3524, 3529, 3531
WU3666HF	6424, 6429, 6431	3524, 3529, 3531
WU3672HF	7024, 7029, 7031	3524, 3529, 3531

Universal Screens
General Information

PRIVACY & DIVIDER SCREEN SELECTION TABLES

Universal Screens may be ordered as privacy screens or as divider screens. Reference the following tables to specify the privacy screen and/or divider screen for all applicable Pirouette, WorkUp, and Toggle table models. The tabletops, per each "table model" below will have appropriate pre-drilled holes to accept the Universal Privacy Screen and/or Divider Screen Model listed across from the table model. Height-adjustable screen models (USPFXXXX and USFAXXXX) are available with 24 and 31" high screens, while fixed-height models (USPFXXXXXF and USFAXXXXXF) are available with 24" and 31" privacy and 29" high privacy screen & modesty panel.

Toggle® Tables, Fixed-Base

Table Model	Privacy Screen Models (USFAXXXX, USFAXXXXF, USPFXXXX, & USPFXXXXF)	Divider Screen Models (USFAXXXX, USFAXXXXF, USPFXXXX, & USPFXXXXF)
TOGL2448FX	4624, 4629, 4631	2324, 2329, 2331
TOGL2460FX	5824, 5829, 5831	2324, 2329, 2331
TOGL2472FX	7024, 7029, 7031	2324, 2329, 2331
TOGL3048FX	4624, 4629, 4631	2924, 2929, 2931
TOGL3060FX	5824, 5829, 5831	2924, 2929, 2931
TOGL3072FX	7024, 7029, 7031	2924, 2929, 2931
TOGL3648FX	4624, 4629, 4631	3524, 3529, 3531
TOGL3660FX	5824, 5829, 5831	3524, 3529, 3531
TOGL3672FX	7024, 7029, 7031	3524, 3529, 3531

Toggle® Tables, Dual Motor

Table Model	Privacy Screen Models (USFAXXXX, USFAXXXXF, USPFXXXX, & USPFXXXXF)	Divider Screen Models (USFAXXXX, USFAXXXXF, USPFXXXX, & USPFXXXXF)
TOGL2448EL	4624, 4629, 4631	2324, 2329, 2331
TOGL2460EL	5824, 5829, 5831	2324, 2329, 2331
TOGL2472EL	7024, 7029, 7031	2324, 2329, 2331
TOGL3048EL	4624, 4629, 4631	2924, 2929, 2931
TOGL3060EL	5824, 5829, 5831	2924, 2929, 2931
TOGL3072EL	7024, 7029, 7031	2924, 2929, 2931
TOGL3648EL	4624, 4629, 4631	3524, 3529, 3531
TOGL3660EL	5824, 5829, 5831	3524, 3529, 3531
TOGL3672EL	7024, 7029, 7031	3524, 3529, 3531

Toggle® Tables, Square Shoe

Table Model	A Privacy Screen Models (USFAXXXX, USFAXXXXF, USPFXXXX, & USPFXXXXF)	B Privacy Screen Models (USFAXXXX, USFAXXXXF, USPFXXXX, & USPFXXXXF)	C Divider Screen Models (USFAXXXX, USFAXXXXF, USPFXXXX, & USPFXXXXF)
TOGLSS244860	4624, 4629, 4631	5824, 5829, 5831	2324, 2329, 2331
TOGLSS244866	4624, 4629, 4631	6424, 6429, 6431	2324, 2329, 2331
TOGLSS244872	4624, 4629, 4631	7024, 7029, 7031	2324, 2329, 2331
TOGLSS244884	4624, 4629, 4631	8224, 8229, 8231	2324, 2329, 2331
TOGLSS246048	5824, 5829, 5831	4624, 4629, 4631	2324, 2329, 2331
TOGLSS246648	6424, 6429, 6431	4624, 4629, 4631	2324, 2329, 2331
TOGLSS247248	7024, 7029, 7031	4624, 4629, 4631	2324, 2329, 2331
TOGLSS248448	8224, 8229, 8231	4624, 4629, 4631	2324, 2329, 2331
TOGLSS304860	4624, 4629, 4631	5824, 5829, 5831	2924, 2929, 2931
TOGLSS304866	4624, 4629, 4631	6424, 6429, 6431	2924, 2929, 2931
TOGLSS304872	4624, 4629, 4631	7024, 7029, 7031	2924, 2929, 2931
TOGLSS304884	4624, 4629, 4631	8224, 8229, 8231	2924, 2929, 2931
TOGLSS306048	5824, 5829, 5831	4624, 4629, 4631	2924, 2929, 2931
TOGLSS306648	6424, 6429, 6431	4624, 4629, 4631	2924, 2929, 2931
TOGLSS307248	7024, 7029, 7031	4624, 4629, 4631	2924, 2929, 2931
TOGLSS308448	8224, 8229, 8231	4624, 4629, 4631	2924, 2929, 2931

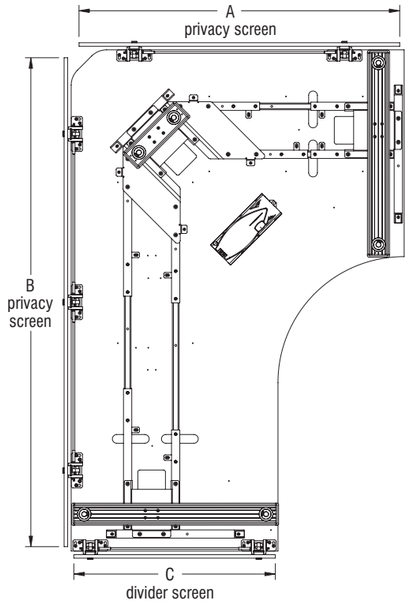

Square Shoe Triple Motor Electric-Base Tables, (30" x 48" x 72" Model SS shown)

DIMENSIONS

Universal Height-Adjustable Screens - 24" High

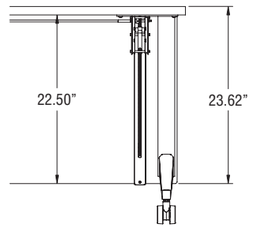

Universal Height-Adjustable Screen - Down Position

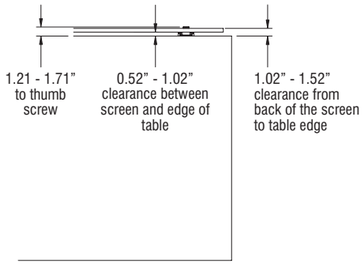

Universal Height-Adjustable Screen - Top View

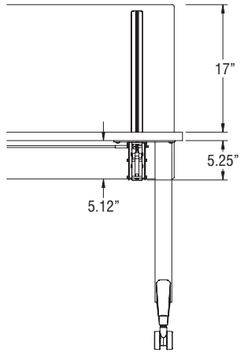

Universal Height-Adjustable Screen - Up Position

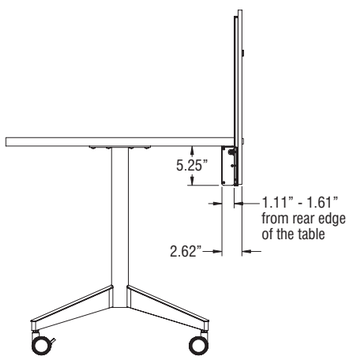

Universal Height-Adjustable Screen - Side View

DIMENSIONS

Universal Height-Adjustable Screens - 31” High

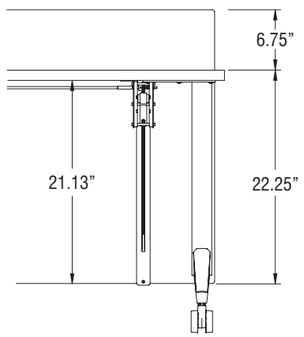

Universal Height-Adjustable Screen - Down Position

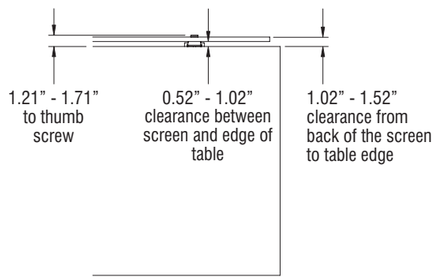

Universal Height-Adjustable Screen - Top View

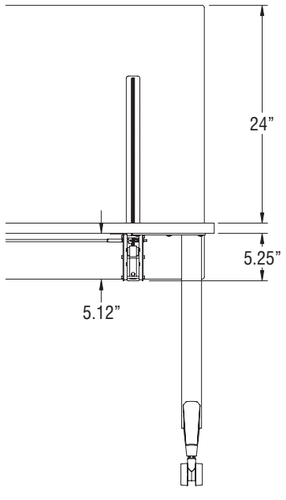

Universal Height-Adjustable Screen - Up Position

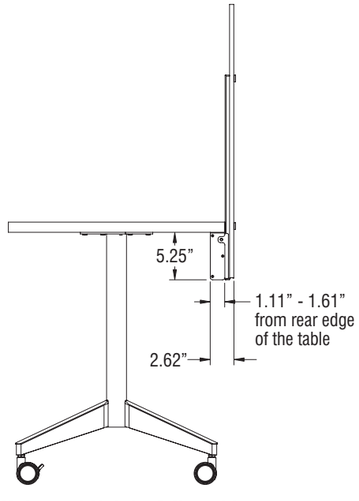

Universal Height-Adjustable Screen - Side View

Universal Screens
General Information

DIMENSIONS

Universal Fixed-Height Privacy Screen - 24” High

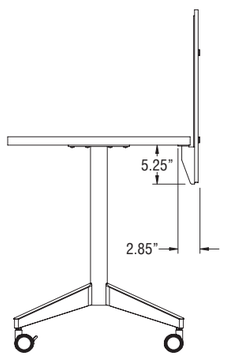

Universal Fixed-Height Privacy Screen - Side View

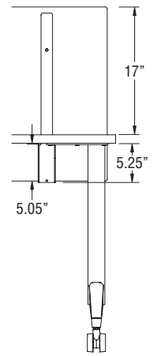

Universal Fixed-Height Privacy Screen - Front View

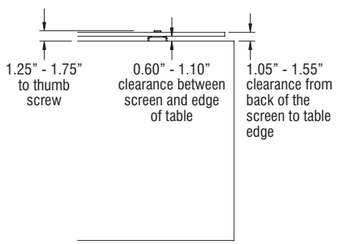

Universal Fixed-Height Privacy Screen - Top View

Universal Fixed-Height Privacy Screen & Modesty Panel - 29” High

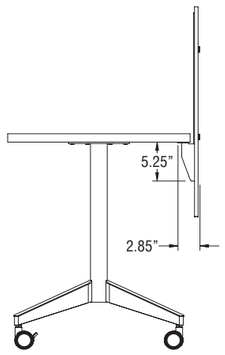

Universal Fixed-Height Privacy Screen & Modesty Panel - Side View

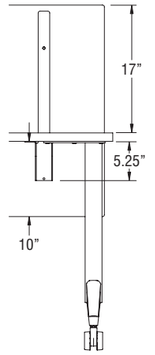

Universal Fixed-Height Privacy Screen & Modesty Panel - Front View

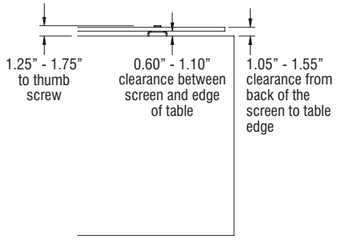

Universal Fixed-Height Privacy Screen & Modesty Panel - Top View

Universal Screens
General Information

Universal Fixed-Height Privacy Screen - 31” High

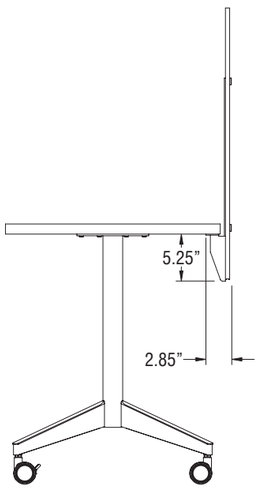

Universal Fixed-Height Privacy Screen - Side View

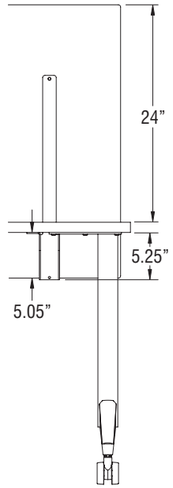

Universal Fixed-Height Privacy Screen - Front View

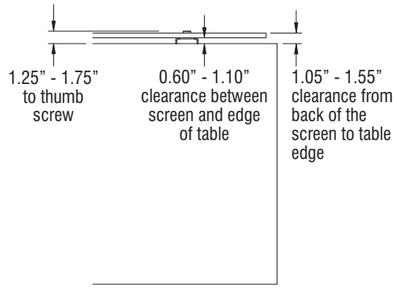

Universal Fixed-Height Privacy Screen - Top View

Universal Screens
Product Color Options

Base Finish

Black	BL
Blue Grey	GR
Bronze Metallic	ZM
Cayenne	CY
Champagne Metallic	CM
Cool Grey	CG
Cottonwood	CO
Earthen Clay	EY
Espresso Metallic	EX
Everglade Shade	EV
Flannel	FN
Glitz Metallic	GZ
Hazy Jade	HJ
Honey Bee	HY
Light Tone	LG
Mardi Gras	MG
Misty Brown	MY
Nemo	NE
Nordic	ND
Purple Haze	PH
Rubber Ducky	RK
Sand	SA
Starlight Silver Metallic	SX
Surf's Up	SP
Toggle Black	TGBL
Toggle Silver	TGSL
Toggle White	TGWH
Twilight Shadow	TI
Ultra Blue	UB
Warm Grey	WG
Zesty Lime	ZL

Felt Color

Dandelion	FTDD
Fawn	FTFW
Flannel	FTFN
Heather	FTHR
Lava	FTLV
Midnight Blue	FTMB
Spring	FTSG

Universal Height-Adjustable Screens
Felt Screens

Universal Height-Adjustable Screens
Felt Screens

	MODEL	W x H	MODEL NUMBER Basic Model	Base Finish (A)	Felt Color (B)	Approx. Packaged Weight	Delivered Pricing
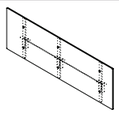 USPF	**Universal Height-Adjustable Screens - Felt, 24" Tall** • Height adjustable by user • Screen is flush with tabletop when at its lowest position • Maximum height above worksurface 17" • Screens attach to either the back length or side depth of tabletop based on closest nominal size • Monitor arms, modesty panels, and wire troughs may prohibit installation of screens • Screens are standard on select Pirouette, Toggle, and WorkUp tables (refer to chart on General Information page)	23 x 24"	USPF2324	□□□□	□□□□	7.0#	$ 633
		29 x 24"	USPF2924	□□□□	□□□□	8.0#	666
		35 x 24"	USPF3524	□□□□	□□□□	8.0#	698
		46 x 24"	USPF4624	□□□□	□□□□	9.0#	732
		52 x 24"	USPF5224	□□□□	□□□□	11.0#	804
		58 x 24"	USPF5824	□□□□	□□□□	12.0#	1024
		64 x 24"	USPF6424	□□□□	□□□□	12.0#	1038
		70 x 24"	USPF7024	□□□□	□□□□	13.0#	1052
		82 x 24"	USPF8224	□□□□	□□□□	14.0#	1101
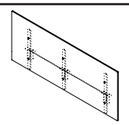 USPF	**Universal Height-Adjustable Screens - Felt, 31" Tall** • Height adjustable by user • Screen is 6-3/4" above worksurface when at its lowest position • Maximum height above worksurface 24" • Screens attach to either the back length or side depth of tabletop based on closest nominal size • Monitor arms, modesty panels, and wire troughs may prohibit installation of screens • Screens are standard on select Pirouette, Toggle, and WorkUp tables (refer to chart on General Information page)	23 x 31"	USPF2331	□□□□	□□□□	8.0#	$ 804
		29 x 31"	USPF2931	□□□□	□□□□	9.0#	828
		35 x 31"	USPF3531	□□□□	□□□□	9.0#	853
		46 x 31"	USPF4631	□□□□	□□□□	10.0#	928
		52 x 31"	USPF5231	□□□□	□□□□	12.0#	1038
		58 x 31"	USPF5831	□□□□	□□□□	13.0#	1472
		64 x 31"	USPF6431	□□□□	□□□□	14.0#	1483
		70 x 31"	USPF7031	□□□□	□□□□	14.0#	1508
		82 x 31"	USPF8231	□□□□	□□□□	16.0#	1533

Ⓐ Ⓑ Ⓒ

HOW TO ORDER

Indicate the following information on order form:
1. Quantity of each item.
2. Model number, including options. See "How To Build a Model Number".
3. Any special service required.

Note: • The □ indicates that a choice is required.
• The absence of the □ indicates that no choice is required.
• Alpha-numeric characters in place of □ indicate that no other alternatives are available.

HOW TO BUILD A MODEL NUMBER

Ⓐ Select basic model.

Ⓑ Select base finish.
Refer to the **Product Color Options** page in this price list.

Ⓒ Select felt color.
Refer to the **Product Color Options** page in this price list.

SPECIAL SERVICES

Special Carton Marking

With specially marked information N/C

Shipping

Ships **assembled, FOB Bonduel, WI 54107, freight prepaid.** Freight class 70.

Specifications and prices are subject to change without prior notice.

Universal Height-Adjustable Screens
Fabric Screens

Universal Height-Adjustable Screens
Fabric Screens

	MODEL	W x H	MODEL NUMBER: Basic Model	MODEL NUMBER: Base Finish	MODEL NUMBER: Fabric Color	Approx. Packaged Weight	Delivered Pricing Fabric Grade 1 & C.O.M.	Delivered Pricing Fabric Grade 2	Delivered Pricing Fabric Grade 3 & Pallas Vertical Fabric Grade PV	Delivered Pricing Pallas Vertical Fabric Grade PV1	Delivered Pricing Pallas Vertical Fabric Grade PV2
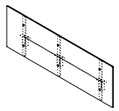 USFA	**Universal Height-Adjustable Screens - Fabric, 24" Tall** • Height adjustable by user • Screen is flush with tabletop when at its lowest position • Maximum height above worksurface 17" • Screens attach to either the back length or side depth of tabletop based on closest nominal size • Monitor arms, modesty panels, and wire troughs may prohibit installation of screens • Screens are standard on select Pirouette, Toggle, and WorkUp tables (refer to chart on General Information page)	23 x 24"	USFA2324	□□□□	□□□□□	9.0#	$ 568	$ 581	$ 584	$ 593	$ 616
		29 x 24"	USFA2924	□□□□	□□□□□	10.0#	618	631	637	650	680
		35 x 24"	USFA3524	□□□□	□□□□□	11.0#	649	673	680	705	742
		46 x 24"	USFA4624	□□□□	□□□□□	12.0#	705	730	735	766	800
		52 x 24"	USFA5224	□□□□	□□□□□	14.0#	958	989	1002	1038	1086
		58 x 24"	USFA5824	□□□□	□□□□□	16.0#	977	1011	1026	1067	1119
		64 x 24"	USFA6424	□□□□	□□□□□	16.0#	1038	1072	1088	1131	1192
		70 x 24"	USFA7024	□□□□	□□□□□	17.0#	1051	1085	1104	1151	1214
		82 x 24"	USFA8224	□□□□	□□□□□	19.0#	1063	1107	1131	1180	1252
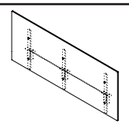 USFA	**Universal Height-Adjustable Screens - Fabric, 31" Tall** • Height adjustable by user • Screen is 6-3/4" above worksurface when at its lowest position • Maximum height above worksurface 24" • Screens attach to either the back length or side depth of tabletop based on closest nominal size • Monitor arms, modesty panels, and wire troughs may prohibit installation of screens • Screens are standard on select Pirouette, Toggle, and WorkUp tables (refer to chart on General Information page)	23 x 31"	USFA2331	□□□□	□□□□□	10.0#	$ 606	$ 618	$ 624	$ 640	$ 652
		29 x 31"	USFA2931	□□□□	□□□□□	11.0#	643	656	669	688	705
		35 x 31"	USFA3531	□□□□	□□□□□	12.0#	667	692	711	738	760
		46 x 31"	USFA4631	□□□□	□□□□□	14.0#	742	767	787	816	838
		52 x 31"	USFA5231	□□□□	□□□□□	17.0#	1088	1119	1150	1187	1216
		58 x 31"	USFA5831	□□□□	□□□□□	18.0#	1112	1147	1183	1220	1255
		64 x 31"	USFA6431	□□□□	□□□□□	19.0#	1162	1196	1232	1280	1317
		70 x 31"	USFA7031	□□□□	□□□□□	20.0#	1187	1220	1265	1311	1350
		82 x 31"	USFA8231	□□□□	□□□□□	23.0#	1237	1280	1329	1382	1425
			Ⓐ	Ⓑ	Ⓒ						

HOW TO ORDER

Indicate the following information on order form:
1. Quantity of each item.
2. Model number, including options. See "How To Build a Model Number".
3. Any special service required.

Note: • The □ indicates that a choice is required.
- The absence of the □ indicates that no choice is required.
- Alpha-numeric characters in place of □ indicate that no other alternatives are available.

HOW TO BUILD A MODEL NUMBER

Ⓐ Select basic model.

Ⓑ Select base finish.
Refer to the **Product Color Options** page in this price list.

Ⓒ Select fabric color.
Refer to **ki.com/fabrics**

SPECIAL SERVICES

Special Carton Marking

With specially marked information N/C

Shipping

Ships **assembled, FOB Bonduel, WI 54107, freight prepaid.** Freight class 70.

Specifications and prices are subject to change without prior notice.

Universal Fixed Screens
Felt Screens

Universal Fixed Screens
Felt Screens

	MODEL	W x H	MODEL NUMBER Basic Model	Base Finish	Felt Color	Approx. Packaged Weight	Delivered Pricing
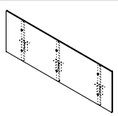 USPF	**Universal Fixed Privacy Screens - Felt, 24" Tall** • Non-height adjustable • Screen 17" above worksurface • Screens attach to either the back length or side depth of tabletop based on closest nominal size • Monitor arms, modesty panels, and wire troughs may prohibit installation of screens • Screens are standard on select Pirouette, Toggle, and WorkUp tables (refer to chart on General Information page)	23 x 24"	USPF2324F	☐☐☐☐	☐☐☐☐	7.0#	$ 315
		29 x 24"	USPF2924F	☐☐☐☐	☐☐☐☐	8.0#	359
		35 x 24"	USPF3524F	☐☐☐☐	☐☐☐☐	8.0#	383
		46 x 24"	USPF4624F	☐☐☐☐	☐☐☐☐	9.0#	433
		52 x 24"	USPF5224F	☐☐☐☐	☐☐☐☐	11.0#	557
		58 x 24"	USPF5824F	☐☐☐☐	☐☐☐☐	12.0#	742
		64 x 24"	USPF6424F	☐☐☐☐	☐☐☐☐	12.0#	767
		70 x 24"	USPF7024F	☐☐☐☐	☐☐☐☐	13.0#	791
		82 x 24"	USPF8224F	☐☐☐☐	☐☐☐☐	82.0#	815
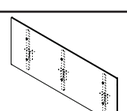 USPF	**Universal Fixed Privacy Screens/Modesty Panels - Felt, 29" Tall** • Non-height adjustable • Screen 17" above worksurface • Modesty panel 10" below worksurface • Screens attach to either the back length or side depth of tabletop based on closest nominal size • Monitor arms, modesty panels, and wire troughs may prohibit installation of screens • Screens are standard on select Pirouette, Toggle, and WorkUp tables (refer to chart on General Information page)	23 x 29"	USPF2329F	☐☐☐☐	☐☐☐☐	8.0#	$ 346
		29 x 29"	USPF2929F	☐☐☐☐	☐☐☐☐	8.0#	495
		35 x 29"	USPF3529F	☐☐☐☐	☐☐☐☐	9.0#	519
		46 x 29"	USPF4629F	☐☐☐☐	☐☐☐☐	10.0#	656
		52 x 29"	USPF5229F	☐☐☐☐	☐☐☐☐	12.0#	742
		58 x 29"	USPF5829F	☐☐☐☐	☐☐☐☐	13.0#	1187
		64 x 29"	USPF6429F	☐☐☐☐	☐☐☐☐	13.0#	1212
		70 x 29"	USPF7029F	☐☐☐☐	☐☐☐☐	14.0#	1237
		82 x 29"	USPF8229F	☐☐☐☐	☐☐☐☐	15.0#	1260
				Ⓐ	Ⓑ	Ⓒ	

HOW TO ORDER

Indicate the following information on order form:
1. Quantity of each item.
2. Model number, including options. See "How To Build a Model Number".
3. Any special service required.

Note: • The ☐ indicates that a choice is required.
- The absence of the ☐ indicates that no choice is required.
- Alpha-numeric characters in place of ☐ indicate that no other alternatives are available.

HOW TO BUILD A MODEL NUMBER

Ⓐ Select basic model.

Ⓑ Select base finish.
Refer to the **Product Color Options** page in this price list.

Ⓒ Select felt color.
Refer to the **Product Color Options** page in this price list.

SPECIAL SERVICES

Special Carton Marking

With specially marked information N/C

Shipping

Ships **assembled, FOB Bonduel, WI 54107, freight prepaid.** Freight class 70.

Specifications and prices are subject to change without prior notice.

Universal Fixed Screens
Felt Screens

Universal Fixed Screens
Felt Screens

	MODEL	W x H	MODEL NUMBER Basic Model	Base Finish	Felt Color	Approx. Packaged Weight	Delivered Pricing
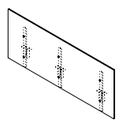 USPF	**Universal Fixed Privacy Screens - Felt, 31" Tall** • Non-height adjustable • Screen 24" above worksurface • Screens attach to either the back length or side depth of tabletop based on closest nominal size • Monitor arms, modesty panels, and wire troughs may prohibit installation of screens • Screens are standard on select Pirouette, Toggle, and WorkUp tables (refer to chart on General Information page)	23 x 31"	USPF2331F	□□□□	□□□□	8.0#	$ 433
		29 x 31"	USPF2931F	□□□□	□□□□	8.0#	519
		35 x 31"	USPF3531F	□□□□	□□□□	9.0#	544
		46 x 31"	USPF4631F	□□□□	□□□□	10.0#	680
		52 x 31"	USPF5231F	□□□□	□□□□	12.0#	767
		58 x 31"	USPF5831F	□□□□	□□□□	13.0#	1212
		64 x 31"	USPF6431F	□□□□	□□□□	14.0#	1237
		70 x 31"	USPF7031F	□□□□	□□□□	14.0#	1260
		82 x 31"	USPF8231F	□□□□	□□□□	15.0#	1285
				Ⓑ	Ⓒ		

HOW TO ORDER

Indicate the following information on order form:
1. Quantity of each item.
2. Model number, including options. See "How To Build a Model Number".
3. Any special service required.

Note: • The □ indicates that a choice is required.
• The absence of the □ indicates that no choice is required.
• Alpha-numeric characters in place of □ indicate that no other alternatives are available.

HOW TO BUILD A MODEL NUMBER

Ⓐ Select basic model.

Ⓑ Select base finish.
Refer to the **Product Color Options** page in this price list.

Ⓒ Select felt color.
Refer to the **Product Color Options** page in this price list.

SPECIAL SERVICES

Special Carton Marking

With specially marked information N/C

Shipping

Ships **assembled, FOB Bonduel, WI 54107, freight prepaid.** Freight class 70.

Specifications and prices are subject to change without prior notice.

Universal Fixed Screens
Fabric Screens

Universal Fixed Screens
Fabric Screens

	MODEL	W x H	MODEL NUMBER Basic Model	Base Finish	Fabric Color	Approx. Packaged Weight	Delivered Pricing Fabric Grade 1 & C.O.M.	Delivered Pricing Fabric Grade 2	Delivered Pricing Fabric Grade 3 & Pallas Vertical Fabric Grade PV	Delivered Pricing Pallas Vertical Fabric Grade PV1	Delivered Pricing Pallas Vertical Fabric Grade PV2
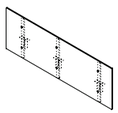 USFA	**Universal Fixed Privacy Screens - Fabric, 24" Tall** • Non-height adjustable • Screen 17" above worksurface • Screens attach to either the back length or side depth of tabletop based on closest nominal size • Monitor arms, modesty panels, and wire troughs may prohibit installation of screens • Screens are standard on select Pirouette, Toggle, and WorkUp tables (refer to chart on General Information page)	23 x 24"	USFA2324F	□□□□	□□□□□	9.0#	$ 433	$ 447	$ 458	$ 468	$ 480
		29 x 24"	USFA2924F	□□□□	□□□□□	10.0#	470	488	501	514	532
		35 x 24"	USFA3524F	□□□□	□□□□□	10.0#	519	550	575	590	612
		46 x 24"	USFA4624F	□□□□	□□□□□	12.0#	568	599	629	644	665
		52 x 24"	USFA5224F	□□□□	□□□□□	15.0#	680	723	760	780	809
		58 x 24"	USFA5824F	□□□□	□□□□□	16.0#	717	767	808	825	860
		64 x 24"	USFA6424F	□□□□	□□□□□	17.0#	742	791	835	860	895
		70 x 24"	USFA7024F	□□□□	□□□□□	17.0#	755	808	854	879	917
		82 x 24"	USFA8224F	□□□□	□□□□□	19.0#	780	847	895	924	967
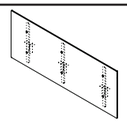 USFA	**Universal Fixed Privacy Screens/Modesty Panels - Fabric, 29" Tall** • Non-height adjustable • Screen 17" above worksurface • Modesty panel 10" below worksurface • Screens attach to either the back length or side depth of tabletop based on closest nominal size • Monitor arms, modesty panels, and wire troughs may prohibit installation of screens • Screens are standard on select Pirouette, Toggle, and WorkUp tables (refer to chart on General Information page)	23 x 29"	USFA2329F	□□□□	□□□□□	10.0#	$ 458	$ 472	$ 483	$ 492	$ 504
		29 x 29"	USFA2929F	□□□□	□□□□□	11.0#	495	513	526	540	557
		35 x 29"	USFA3529F	□□□□	□□□□□	12.0#	544	575	599	618	637
		46 x 29"	USFA4629F	□□□□	□□□□□	14.0#	593	624	653	672	690
		52 x 29"	USFA5229F	□□□□	□□□□□	16.0#	780	822	860	883	907
		58 x 29"	USFA5829F	□□□□	□□□□□	17.0#	840	890	931	955	983
		64 x 29"	USFA6429F	□□□□	□□□□□	19.0#	853	903	945	977	1008
		70 x 29"	USFA7029F	□□□□	□□□□□	20.0#	878	931	978	1009	1041
		82 x 29"	USFA8229F	□□□□	□□□□□	22.0#	903	970	1020	1056	1090
				Ⓐ	Ⓑ	Ⓒ					

HOW TO ORDER

Indicate the following information on order form:
1. Quantity of each item.
2. Model number, including options. See "How To Build a Model Number".
3. Any special service required.

Note: • The □ indicates that a choice is required.
- The absence of the □ indicates that no choice is required.
- Alpha-numeric characters in place of □ indicate that no other alternatives are available.

HOW TO BUILD A MODEL NUMBER

Ⓐ Select basic model.

Ⓑ Select base finish.
Refer to the **Product Color Options** page in this price list.

Ⓒ Select fabric color.
Refer to **ki.com/fabrics**

SPECIAL SERVICES

Special Carton Marking

With specially marked information N/C

Shipping

Ships **assembled, FOB Bonduel, WI 54107, freight prepaid.** Freight class 70.

Specifications and prices are subject to change without prior notice.

Universal Fixed Screens
Fabric Screens

Universal Fixed Screens
Fabric Screens

	MODEL	W x H	MODEL NUMBER: Basic Model (A)	Base Finish (B)	Fabric Color (C)	Approx. Packaged Weight	Delivered Pricing Fabric Grade 1 & C.O.M.	Delivered Pricing Fabric Grade 2	Delivered Pricing Fabric Grade 3 & Pallas Vertical Fabric Grade PV	Delivered Pricing Pallas Vertical Fabric Grade PV1	Delivered Pricing Pallas Vertical Fabric Grade PV2
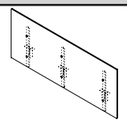 USFA	**Universal Fixed Privacy Screens - Fabric, 31" Tall** • Non-height adjustable • Screen 24" above worksurface • Screens attach to either the back length or side depth of tabletop based on closest nominal size • Monitor arms, modesty panels, and wire troughs may prohibit installation of screens • Screens are standard on select Pirouette, Toggle, and WorkUp tables (refer to chart on General Information page)	23 x 31"	USFA2331F	□□□□	□□□□□	10.0#	$ 483	$ 497	$ 508	$ 517	$ 528
		29 x 31"	USFA2931F	□□□□	□□□□□	11.0#	519	538	551	565	581
		35 x 31"	USFA3531F	□□□□	□□□□□	12.0#	568	599	624	643	662
		46 x 31"	USFA4631F	□□□□	□□□□□	14.0#	618	649	678	697	715
		52 x 31"	USFA5231F	□□□□	□□□□□	17.0#	828	872	908	932	957
		58 x 31"	USFA5831F	□□□□	□□□□□	18.0#	853	903	943	967	995
		64 x 31"	USFA6431F	□□□□	□□□□□	19.0#	865	915	958	989	1020
		70 x 31"	USFA7031F	□□□□	□□□□□	20.0#	903	956	1003	1034	1065
		82 x 31"	USFA8231F	□□□□	□□□□□	23.0#	928	995	1044	1081	1115
				Ⓑ	Ⓒ						

HOW TO ORDER

Indicate the following information on order form:
1. Quantity of each item.
2. Model number, including options. See "How To Build a Model Number".
3. Any special service required.

Note: • The □ indicates that a choice is required.
• The absence of the □ indicates that no choice is required.
• Alpha-numeric characters in place of □ indicate that no other alternatives are available.

HOW TO BUILD A MODEL NUMBER

Ⓐ Select basic model.

Ⓑ Select base finish.
Refer to the **Product Color Options** page in this price list.

Ⓒ Select fabric color.
Refer to **ki.com/fabrics**

SPECIAL SERVICES

Special Carton Marking

With specially marked information N/C

Shipping

Ships **assembled, FOB Bonduel, WI 54107, freight prepaid.** Freight class 70.

Specifications and prices are subject to change without prior notice.

1330 Bellevue Street
P.O. Box 8100
Green Bay, WI 54308-8100
800.424.2432
ki.com

KI and Furnishing Knowledge are registered
trademarks of Krueger International, Inc.

© 2020 Krueger International, Inc.
All Rights Reserved.
Code KI-PLW-000040/KI/PDF

Furnishing Knowledge®

U-SERIES™ STORAGE

PRICE LIST

January 3, 2011

Updated October 3, 2022

800.424.2432

Contents

Refer to KI Terms & Conditions document or visit ki.com.

Contents

Refer to KI Terms & Conditions document or visit ki.com.

U-Series®
General Information 3

U-Series™
Product Color Options 5

U-Series™ Lateral Files
Lateral Files 6
Laminate Tops 7
Lateral File Accessories 8

U-Series™ Pedestals
Mobile 9
Freestanding 10
Worksurface Supporting 11
Double Pedestals Worksurface Supporting 12
Pedestal Accessories 13

U-Series™ Credenzas
Freestanding Credenzas 18
Laminate Tops 19

U-Series™ Wardrobe Towers
48" High Cabinet 20
64" High Cabinet 21
48" High Side Access Bookcase 22
64" High Side Access Bookcase 23

U-Series™ Overheads 24

U-Series™ Storage and Accessories
Overhead Accessories 25

U-Series™ Underhead Storage 28

U-Series™ Overhead and Underhead Storage
Accessories 29

U-Series®
General Information

GENERAL INFORMATION

U-Series® is an active and accessible storage collection designed to augment KI Systems offerings and provide more relevant and cost-effective workstations for applications within each of KI's vertical markets.

The U-Series® collection includes lateral files, freestanding, mobile and worksurface-supporting pedestals, double pedestals, credenzas, wardrobe tower cabinet units, wardrobe tower side-access bookcase units, overheads, and related accessories. Nominal and actual dimensions are listed with each item to the nearest 1/16 inch.

All U-Series storage models meet or exceed ANSI/BIFMA X5.9-2004 standards.

CONSTRUCTION AND STANDARD FEATURES

All U-Series® storage units are constructed of steel. Box and file drawers feature smooth riding, ball-bearing slides. Box drawers feature a three-quarter travel. File drawers feature a full extension. Units feature ADA-compliant nickel-plated loop pulls.

Glides
Freestanding pedestals feature non-adjustable glides which allow units to match the height of mobile units. Credenzas feature 1-1/2"glides with 1" adjustment range. Worksurface-supporting pedestals, double pedestals, and wardrobe towers feature 2-1/2" glides with a 1" adjustment range.

Locks
Locks are standard on all storage units except for certain binder tower units (see binder tower general information). Locks are a high-security double-bit design. One KI break-away key and one standard key are included with each lock. Units are standard with random keys in a range of 200 different numbers (994 key numbers are available to order). Note that units with multiple locks are keyed alike as standard. Specific key combinations are available at no additional charge. This information must be included with the order.

Locks can be master keyed. Please see the accessories sections of this price book for ordering keys. Available keys are:
- Lock Core/Keys - Lock core and 2 keys are used in P-Series lock housings. Indicate in order notes if a specific core number is required.
- Master Key - Single key which opens any P-Series lock.
- Extractor Key - Single key which extracts any P-Series lock core.
- Blank Key - Single uncut P-Series key to be cut as required by locksmith.
- Cut Key - 2 keys for a specific P-Series lock core number as indicated in the order notes.

All locks have removable and interchangeable plugs. This feature provides for on-site custom keying. Units can be supplied with the lock plugs installed or shipped separately. To install or remove lock plugs, a unique key is required. This key is the extractor (core-removal) key and can be found in the storage accessories portions of this price book. Contact customer service to order lock accessories. To order plugs for field installation, specify "lock plugs not installed" on order. Order must specify total quantity of specific key numbered locks.

Example: 30 plugs
3 keyed alike
10 keyed alike
17 keyed alike

Paint
All inside and outside shell and front surfaces are electrostatically powder coated.

Lateral Files
Lateral files are offered with 12" drawers and receding doors, in three widths: 30", 36", and 42". Refer to pricelist for standard configurations. Uprights and top and bottom reinforcements are welded into rigid boxframe. Seamless back and top feature reinforced corners.

Optional laminate tops are available.

Pedestals
Mobile, freestanding and worksurface supporting units are offered in box/box/file and file/file drawer configurations. Mobile units are also available in a box/file configuration. Pedestals are shipped for front-to-back letter-sized filing. Pencil tray, if desired, is specified separately. Worksurface-supporting pedestals are used to support worksurfaces in panel-wrapped applications. Cantilevers or other supports are not required at the end of a worksurface supported by a pedestal, but finishing brackets may be specified to fill the space between the back of the pedestal and a panel if desired.

A counterbalance weight is included in file/file mobile and freestanding units for stability. A counterbalance weight may be required in worksurface supporting file/file pedestals depending on the desk configuration.

Optional laminate tops are available.

Double-Wide Pedestals
Worksurface-supporting double wide pedestals are used to support worksurfaces in panel-wrapped applications. Units feature two 12" drawers with side-to-side hanging folder bars. Double wide pedestals may be specified at return conditions but not be specified in place of panel returns.

Credenzas
Each freestanding credenza features a single sliding door with lock that spans approximately half of the width of the credenza. Bottom shelf is sufficiently sized to hold binders. Top shelf is non-adjustable. Bottom of unit features adjustable glides.

Wardrobe Towers
Wardrobe towers are stand-alone storage units. Wardrobe/cabinet units feature a pedestal in file/file or box/box/file configuration, a full vertical height wardrobe with coat hook, and a storage cabinet with an adjustable shelf.

Wardrobe/side-access bookcase units feature a pedestal in file/file or box/box/file configuration, a full vertical height wardrobe with coat hook, and an open bookcase with one adjustable shelf. Pedestal aesthetic matches wardrobe pedestal.

The handedness of a wardrobe tower is determined by the location of the wardrobe unit. A right unit features the wardrobe on the right side of the unit.

Sliding Door Overhead and Underhead Storage
Overhead and underhead units each feature a single sliding door with lock. Door spans approximately half the width of the unit. Slide mechanism uses four wheeled rollers. Units are sufficiently sized to house upright standard binders.

ULP	24	W	BBF

Model Numbering System
Each character in the basic model number corresponds to a specific unit feature.
How to Build a Model Number
Example: U-Series Pedestal

ULP	Product name	**U-Series Pedestal**
24	Cabinet depth	**24" deep**
W	Pedestal type	**Worksurface supporting**
BBF	Drawer type	**Box/box/file**

Lateral File
Inside Drawer and Shelf Dimensions

	30W x 18D Cabinet			36W x 18D Cabinet			42W x 18D Cabinet		
	W	D	H	W	D	H	W	D	H
12" Lateral File Drawer	26 3/4"	15 7/8"	11 1/2"	32 3/4"	15 7/8"	11 1/2"	38 3/4"	15 7/8"	11 1/2"
12" Rec. Door / Roll-out Shelf	26 3/4"	15 7/8"	10 9/16"	32 3/4"	15 7/8"	10 9/16"	38 3/4"	15 7/8"	10 9/16"

Lateral File
Suspended Filing Configurations

		30W Cabinet		36W Cabinet		42W Cabinet	
Letter	side-to-side	Standard	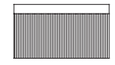	Standard	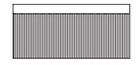	Standard	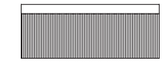
	front-to-back	30FBA w(2)334FBK		36FBA w(2)334FBK	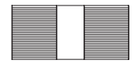	42FBA w(3)334FBK	
Legal	side-to-side	Standard		Standard		Standard	
	front-to-back	36FBA w(2)334FBK		42FBA w(2)334FBK			

Pedestal
Inside Dimensions of Drawers

	20"D PEDESTAL			24"D PEDESTAL			WARDROBE PEDESTAL		
	W	D	H	W	D	H	W	D	H
6" Box	12 1/8"	16 1/4"	5 1/8"	12 1/8"	19 1/4"	5 1/8"	12 1/8"	16 1/4"	5 1/8"
12" File	12 1/8"	16 1/4"	10 7/8"	12 1/8"	19 1/4"	10 7/8"	12 1/8"	16 1/4"	10 7/8"

Pedestal Heights and Depths

	Depths	Heights Including Glides	Heights Including Casters
Freestanding	17 5/8", 21 5/8"	27 5/8"	
Mobile	17 5/8", 21 5/8"		21 3/4", 27 5/8"
Worksurface Supporting	17 5/8", 21 5/8"	27 7/8"	

Double-Wide Pedestal File Inside Drawer Dimensions	30" W x 22" D		
	W	D	H
Double-Wide Drawer	26-1/2"	15-1/2"	11"

Credenza Inside Dimensions	36" W x 15" D			42" W x 15" D		
	W	D	H	W	D	H
Long Shelf	34"	14"	6"	40"	14"	6"
Lower Storage Areas	16-1/2"	14"	15-1/4"	19-1/2"	14"	15-1/4"

Wardrobe/Towers	24" W x 22" D		
	W	D	H
48" HIgh Wardrobe Door	7-3/8"	21"	42-7/8"
64" High Wardrobe Door	7-3/8"	21"	58-7/8"
48" Bookcase	20-3/8"	14-7/8"	17-7/8"
64" Bookcase	20-3/8"	14-7/8"	33-7/8"
48" Cabinet	13-3/8"	21"	18-1/8"
64" Cabinet	13-3/8"	21"	34-1/8"

Overhead/Underhead Outside Dimensions	36" W			42" W			48" W			54" W			60" W		
	W	D	H	W	D	H	W	D	H	W	D	H	W	D	H
Overhead	35-3/4"	14-3/8"	14-7/16"	41-3/4"	14-3/8"	14-7/16"	47-3/4"	14-3/8"	14-7/16"	53-3/4"	14-3/8"	14-7/16"	59-3/4"	14-3/8"	14-7/16"

U-Series™
Product Color Options

Surface Finish--Laminate

Belair	LBQ
Biltmore Cherry	LBT
Black	LBK
Brighton Walnut	LBW
Canyon Zephyr	LCA
Castle Oak	LCO
Casual Linen	LCU
Cherry Storm	LCX
Classic Linen	LCI
Cloud Zephyr	LCL
Cocobala	LCC
Crisp Linen	LRI
Desert Zephyr	LDZ
Dove Grey	LDG
Fired Steel	LIL
Flax Linen	LXF
Florence Walnut	LFC
Forged Steel	LOL
Friston Ash	LFH
Frosty White	LFW
Graphite Nebula	LGN
Grey	LGE
High Rise	LHE
Hollyberry	LHY
Irish Linen	LIH
Island	LID
Italian Silver Ash	LIT
Kensington Maple	LKM
Lapis Blue	LLB
Markerboard White	LMK
Misted Zephyr	LMR
Monticello Maple	LMT
Nickel Evolv	LNV
North Sea	LNA
Ocean	LON
Pearl Bisque	LPB
Pearl Silver	LPS
Pressed Linen	LPR
River Cherry	LRY
Rugged Linen	LRG
Satin Stainless	LSS
Shadow Zephyr	LSR
Silicon evolv	LSV
Sterling Ash	LAZ
Tailored Linen	LTL
Titanium evolv	LTV
White Nebula	LWL
White Sand	LWN
Windsor Mahogany	LWY

Unit/Paint Color

Black	BL
Blue Grey	GR
Bronze Metallic	ZM
Cayenne	CY
Champagne Metallic	CM
Cool Grey	CG
Cottonwood	CO
Earthen Clay	EY
Espresso Metallic	EX
Everglade Shade	EV
Flannel	FN
Glitz Metallic	GZ
Hazy Jade	HJ
Honey Bee	HY
Light Tone	LG
Mardi Gras	MG
Misty Brown	MY
Nemo	NE
Nordic	ND
Poppy Red	PR
Purple Haze	PH
Rubber Ducky	RK
Sand	SA
Sky Blue	SK
Whites & All Metallics	SX
Surf's Up	SP
Twilight Shadow	TI
Ultra Blue	UB
Warm Grey	WG
Zesty Lime	ZL

All white & metallic paints require an upcharge. See upcharge column on price pages.

Edge Color for 74P Edge

Belair	TBQ
Biltmore Cherry	TBT
Black	TBL
Blue Grey	TGR
Brighton Walnut	TBW
Castle Oak	TCO
Cayenne	TCY
Cherry Storm	TCX
Cocobala	TCC
Cool Grey	TCG
Earthen Clay	TEY
Everglade Shade	TEV
Flannel	TFN
Florence Walnut	TFC
Friston Ash	TFH
Frosty White	TFW
Hazy Jade	THJ
Honey Bee	THY
Italian Silver Ash	TIT
Kensington Maple	TKM
Light Tone	TLG
Mardi Gras	TMG
Misty Brown	TMY
Monticello Maple	TMT
Multiplex	TMB
Nemo	TNE
Nordic	TND
Poppy Red	TPR
Purple Haze	TPH
River Cherry	TRY
Rubber Ducky	TRK
Sand	TSA
Sky Blue	TSK
Sterling Ash	TAZ
Surf's Up	TSP
Twilight Shadow	TTI
Ultra Blue	TUB
Warm Grey	TWG
Windsor Mahogany	TWY
Zesty Lime	TZL

Trim Color - Pedestal Seat Cushion

Black	BL
Blue Grey	GR
Flannel	FN
Sand	SA
Warm Grey	WG

Lock Color

Black	BLL
Satin Chrome	SCL

U-Series™ Lateral Files
Lateral Files

U-Series™ Lateral Files
Lateral Files

	MODEL	W x D x H	MODEL NUMBER: Basic Model	Unit Color (A)	Optional Counter-balance Weight (B)	Pull Style (C)	Lock Option (D)	Lock Color (E)	Approx. Packaged Weight	Delivered Pricing	Counter-balance Weight add to list price	Whites & All Metallics Upcharge
 USLT	**27" File, 2 High** • Two 12" drawers with side-to-side hanging folder bars • Counterbalance weights are required for freestanding units	30 x 18 x 27"	UL302D	□□	□□□□□	□□□	□□□	□□□	110.0#	$ 1002	$ 142	$ 80
		36 x 18 x 27"	UL362D	□□	□□□□□	□□□	□□□	□□□	120.0#	1098	133	80
		42 x 18 x 27"	UL422D	□□	□□□□□	□□□	□□□	□□□	130.0#	1173	133	80
 USLT	**39-1/4" File, 3 High** • Three 12" drawers with side-to-side hanging folder bars • Counterbalance weights are required for freestanding units	30 x 18 x 39-1/4"	UL303D	□□	□□□□□	□□□	□□□	□□□	140.0#	$ 1318	$ 142	$ 80
		36 x 18 x 39-1/4"	UL363D	□□	□□□□□	□□□	□□□	□□□	155.0#	1483	133	80
		42 x 18 x 39-1/4"	UL423D	□□	□□□□□	□□□	□□□	□□□	170.0#	1613	133	80
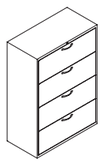 USLT	**51-1/2" File, 4 High** • Four 12" drawers with side-to-side hanging folder bars • Counterbalance weights are required for freestanding units	30 x 18 x 51-1/2"	UL304D	□□	□□□□□	□□□	□□□	□□□	180.0#	$ 1650	$ 124	$ 128
		36 x 18 x 51-1/2"	UL364D	□□	□□□□□	□□□	□□□	□□□	200.0#	1870	117	128
		42 x 18 x 51-1/2"	UL424D	□□	□□□□□	□□□	□□□	□□□	220.0#	2121	117	128
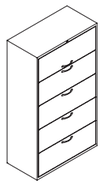 USLT	**63-3/4" File, 5 High** • One 12" receding door with rollout shelf and 3 plate dividers • Four 12" drawers with side-to-side hanging folder bars • Counterbalance weights are required for freestanding units	30 x 18 x 63-3/4"	UL305RD	□□	□□□□□	□□□	□□□	□□□	230.0#	$ 1968	$ 124	$ 128
		36 x 18 x 63-3/4"	UL365RD	□□	□□□□□	□□□	□□□	□□□	250.0#	2248	124	128
		42 x 18 x 63-3/4"	UL425RD	□□	□□□□□	□□□	□□□	□□□	270.0#	2540	124	128
				Ⓐ	Ⓑ	Ⓒ	Ⓓ	Ⓔ	Ⓕ			

HOW TO ORDER

Indicate the following information on order form:
1. Quantity of each item.
2. Model number, including options. See "How To Build a Model Number".
3. Any special service required.

Note: • The □ indicates that a choice is required.
• The absence of the □ indicates that no choice is required.
• Alpha-numeric characters in place of □ indicate that no other alternatives are available.

HOW TO BUILD A MODEL NUMBER

Ⓐ Select basic model.

Ⓑ Select unit and drawer color.
Refer to the **Product Color Options** page in this price list.

Ⓒ Select counterbalance weight.

CBW	- With Counterbalance
NOCBW	- No Counterbalance

See pricing column for counterbalance weight upcharge.

Ⓓ Select pull style.

USP	- U-Series pull (standard)
CZP	- Connection Zone pull

Ⓔ Select lock option.

KS	- Key standard
NLC	- No lock core
KA	- Key alike

Ⓕ Select lock color.
Refer to the **Product Color Options** page in this price list.

SPECIAL SERVICES

Special Carton Marking

With specially marked information N/C

Shipping

Ships **assembled, FOB Pembroke, ON K8A 0E1, freight prepaid.** Freight class 70.

Specifications and prices are subject to change without prior notice.

U-Series™ Lateral Files
Laminate Tops

KI

U-Series™ Lateral Files
Laminate Tops

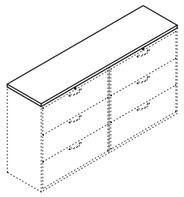

S7TP

Laminate Top for Side-by-Side Units

- Tops are manufactured to allow for 1/16" overhang on all sides.
- Do not specify individual tops when ganging multiple units due to the 1/16" overhang. Specify proper size top for correct configuration and alignment.

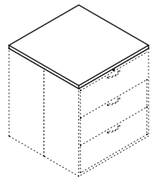

S7TP

Laminate Top for Back-to-Back Units

- Tops are manufactured to allow for 1/16" overhang on all sides.
- Do not specify individual tops when ganging multiple units due to the 1/16" overhang. Specify proper size top for correct configuration and alignment.

	Features	W x D x H	MODEL NUMBER Basic Model	Edge Style	Surface Finish	Edge Color	Approx. Packaged Weight	Self Edge (SE)	74P Edge (74P)
	Fits one 30" wide lateral	30 X 18 X 1-1/4"	S7L/3018T	□□□	□□□	□□□	18.0#	$ 359	$ 372
	Fits one 36" wide lateral	36 X 18 X 1-1/4"	S7L/3618T	□□□	□□□	□□□	21.0#	405	427
	Fits one 42" wide lateral	42 X 18 X 1-1/4"	S7L/4218T	□□□	□□□	□□□	25.0#	433	442
	Fits two 30" wide laterals	60 X 18 X 1-1/4"	S7L/6018T	□□□	□□□	□□□	36.0#	512	538
	Fits one 30" & one 36" wide laterals	66 X 18 X 1-1/4"	S7L/6618T	□□□	□□□	□□□	39.0#	533	560
	Fits two 36" or one 30" & one 42" laterals	72 X 18 X 1-1/4"	S7L/7218T	□□□	□□□	□□□	43.0#	560	580
	Fits one 36" & one 42" wide laterals	78 X 18 X 1-1/4"	S7L/7818T	□□□	□□□	□□□	46.0#	606	637
	Fits two 42" wide laterals	84 X 18 X 1-1/4"	S7L/8418T	□□□	□□□	□□□	50.0#	671	698
	Fits three 30" wide laterals	90 X 18 X 1-1/4"	S7L/9018T	□□□	□□□	□□□	53.0#	775	805
	Fits two 30" & one 42" or one 30" & two 36"	102 X 18 X 1-1/4"	S7L/10218T	□□□	□□□	□□□	60.0#	937	986
	Fits three 36" or one 30" & one 36" & one 42"	108 X 18 X 1-1/4"	S7L/10818T	□□□	□□□	□□□	64.0#	964	1007
	Fits four 30" or one 36" & two 42" laterals	120 X 18 X 1-1/4"	S7L/12018T	□□□	□□□	□□□	71.0#	985	1035
	Fits two 30" wide laterals	30 X 36 X 1-1/4"	S7L/3036T	□□□	□□□	□□□	36.0#	$ 498	$ 531
	Fits two 36" wide laterals	36 X 36 X 1-1/4"	S7L/3636T	□□□	□□□	□□□	43.0#	551	580
	Fits two 42" wide laterals	42 X 36 X 1-1/4"	S7L/4236T	□□□	□□□	□□□	50.0#	606	637
	Fits four 30" wide laterals	60 X 36 X 1-1/4"	S7L/6036T	□□□	□□□	□□□	71.0#	860	902
	Fits four 36" wide laterals	72 X 36 X 1-1/4"	S7L/7236T	□□□	□□□	□□□	85.0#	932	982
	Fits four 42" wide laterals	84 X 36 X 1-1/4"	S7L/8436T	□□□	□□□	□□□	99.0#	998	1045
	Fits six 30" wide laterals	90 X 36 X 1-1/4"	S7L/9036T	□□□	□□□	□□□	106.0#	1068	1119
	Fits six 36" wide laterals	108 X 36 X 1-1/4"	S7L/10836T	□□□	□□□	□□□	127.0#	1556	1633
			Ⓐ	Ⓑ	Ⓒ	Ⓓ			

HOW TO ORDER

Indicate the following information on order form:
1. Quantity of each item.
2. Model number, including options. See "How To Build a Model Number".
3. Any special service required.

Note: • The □ indicates that a choice is required.
- The absence of the □ indicates that no choice is required.
- Alpha-numeric characters in place of □ indicate that no other alternatives are available.

HOW TO BUILD A MODEL NUMBER

Ⓐ Select basic model.

Ⓑ Select edge style.

SE	- Self edge
74P	- 74P edge

Ⓒ Select surface finish.
Refer to the **Product Color Options** page in this price list.
Surface finish offerings are based on edge style selections.

Ⓓ Select edge color.
Refer to the **Product Color Options** page in this price list.
Edge color offerings are based on edge style selections.

SPECIAL SERVICES

Special Carton Marking

With specially marked information N/C

Shipping

Ships **assembled, FOB Pembroke, ON K8A 0E1, freight prepaid.** Freight class 70.

Specifications and prices are subject to change without prior notice.

U-Series™ Lateral Files
Lateral File Accessories

U-Series™ Lateral Files
Lateral File Accessories

	MODEL	Features	W	MODEL NUMBER Basic Model	Approx. Packaged Weight	Delivered Pricing
 LTACU	**Plate Dividers** • Installs in any drawer • Sold in package of three • Black finish only		12”	S7L/33412DV	3.0#	$ 50
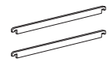 LTACU	**Type “K” Folder Bars** • Converts side-to-side filing to front-to-back filing • One set (two bars) required per row of filing • Priced per set of two • Legal or letter	Front-to-back		S7L/334FBK	5.0#	$ 23
HRDPT	**P-Series Keys** • Double bit design • Range of 200 different core/key numbers available • Must specify lock number(s) requested when ordering cut key or lock core/key sets	Lock Core/2 Key Set - Black		2.KP20522	0.4#	$ 15
		Lock Core/2 Key Set - Satin Chrome		2.KP20522.SC	0.4#	15
		Master Key		2.KP20550	0.2#	11
		Extractor Key		2.KP20551	0.2#	11
		Blank Key		2.KP20552	0.2#	3
		Cut Key		2.KP20557	0.2#	4
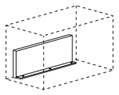 LTACU	**Counterbalance** • For lateral file units • Recommended unless cabinets are ganged • Factory installed, if specified			UL/CBW35	35.0#	$ 124
				UL/CBW50	50.0#	142

Ⓐ

HOW TO ORDER

Indicate the following information on order form:
1. Quantity of each item.
2. Model number, including options. See “How To Build a Model Number”.
3. Any special service required.

Note: • The ☐ indicates that a choice is required.
- The absence of the ☐ indicates that no choice is required.
- Alpha-numeric characters in place of ☐ indicate that no other alternatives are available.

HOW TO BUILD A MODEL NUMBER

Ⓐ Select basic model.

SPECIAL SERVICES

Special Carton Marking

With specially marked information N/C

Shipping

Ships **assembled, FOB Pembroke, ON K8A 0E1, freight prepaid.** Freight class 70.

Specifications and prices are subject to change without prior notice.

U-Series™ Pedestals
Mobile

U-Series™ Pedestals
Mobile

	MODEL	Features	W x D x H	MODEL NUMBER: Basic Model	Unit Color	Pull Style	Lock Option	Lock Color	Approx. Packaged Weight	Delivered Pricing	Whites & All Metallics Upcharge
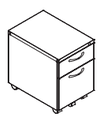 USLP	**Pedestal - MBF** • One 6" box drawer • One 12" file drawer • 5th wheel eliminates need for counter-balance weight • Optional dividers sold separately	Mobile	15 x 17-5/8" x 21-3/4"	ULP20MBF	□□	□□□	□□□	□□□	38.0#	$ 428	$ 80
		Mobile	15 x 21-5/8" x 21-3/4"	ULP24MBF	□□	□□□	□□□	□□□	42.0#	453	80
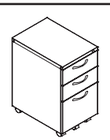 USLP	**Pedestal - BBF** • Two 6" box drawers • One 12" file drawer • 5th wheel eliminates need for counter-balance weight • Optional dividers sold separately	Mobile	15 x 17-5/8" x 27-5/8"	ULP20MBBF	□□	□□□	□□□	□□□	49.0#	$ 512	$ 80
		Mobile	15 x 21-5/8" x 27-5/8"	ULP24MBBF	□□	□□□	□□□	□□□	51.0#	536	80
 USLP	**Pedestal - FF** • Two 12" file drawers • Counterbalance weight included • Optional dividers sold separately	Mobile	15 x 17-5/8" x 27-5/8"	ULP20MFF	□□	□□□	□□□	□□□	79.0#	$ 613	$ 80
		Mobile	15 x 21-5/8" x 27-5/8"	ULP24MFF	□□	□□□	□□□	□□□	71.0#	618	80
				Ⓐ	Ⓑ	Ⓒ	Ⓓ	Ⓔ			

HOW TO ORDER

Indicate the following information on order form:
1. Quantity of each item.
2. Model number, including options. See "How To Build a Model Number".
3. Any special service required.

Note: • The □ indicates that a choice is required.
- The absence of the □ indicates that no choice is required.
- Alpha-numeric characters in place of □ indicate that no other alternatives are available.

HOW TO BUILD A MODEL NUMBER

Ⓐ Select basic model.

Ⓑ Select unit and drawer color.
Refer to the **Product Color Options** page in this price list.

Ⓒ Select pull style.

USP	- U-Series pull (standard)
CZP	- Connection Zone pull

Ⓓ Select lock option.

KS	- Key standard
NLC	- No lock core
KA	- Key alike

Ⓔ Select lock color.
Refer to the **Product Color Options** page in this price list.

INFORMATION

Height
Mobile pedestal include 2-5/16" allowance for casters.

Accessories
See accessory section for accessories that can be ordered separately.

Weights
Figures provided are approximate and reflect packaged product without additional accessories.

SPECIAL SERVICES

Special Carton Marking

With specially marked information	N/C

Shipping
Ships **assembled, FOB Pembroke, ON K8A 0E1, freight prepaid.** Freight class 70.

Specifications and prices are subject to change without prior notice.

U-Series™ Pedestals
Freestanding

U-Series™ Pedestals
Freestanding

	MODEL	Features	W x D x H	MODEL NUMBER: Basic Model	Unit Color	Pull Style	Lock Option	Lock Color	Approx. Packaged Weight	Delivered Pricing	Whites & All Metallics Upcharge
	**Pedestal - BBF** • Features 2-5/8" non-adjustable glides • Two 6" box drawers • One 12" file drawer • Center caster eliminates need for counterbalance weight • Optional dividers sold separately	Freestanding	15 x 17-5/8" x 27-5/8"	ULP20FBBF	□□	□□□	□□□	□□□	49.0#	$ 545	$ 80
		Freestanding	15 x 21-5/8" x 27-5/8"	ULP24FBBF	□□	□□□	□□□	□□□	51.0#	579	80
USLP											
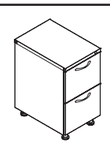	**Pedestal - FF** • Features 2-5/8" non-adjustable glides • Two 12" file drawers • Counterbalance is included • Optional dividers sold separately	Freestanding	15 x 17-5/8" x 27-5/8"	ULP20FFF	□□	□□□	□□□	□□□	79.0#	$ 640	$ 80
		Freestanding	15 x 21-5/8" x 27-5/8"	ULP24FFF	□□	□□□	□□□	□□□	71.0#	649	80
USLP											
				Ⓐ	Ⓑ	Ⓒ	Ⓓ	Ⓔ			

HOW TO ORDER

Indicate the following information on order form:
1. Quantity of each item.
2. Model number, including options. See "How To Build a Model Number".
3. Any special service required.

Note: • The □ indicates that a choice is required.
• The absence of the □ indicates that no choice is required.
• Alpha-numeric characters in place of □ indicate that no other alternatives are available.

HOW TO BUILD A MODEL NUMBER

Ⓐ Select basic model.

Ⓑ Select unit and drawer color.
Refer to the **Product Color Options** page in this price list.

Ⓒ Select pull style.

USP	- U-Series pull (standard)
CZP	- Connection Zone pull

Ⓓ Select lock option.

KS	- Key standard
NLC	- No lock core
KA	- Key alike

Ⓔ Select lock color.
Refer to the **Product Color Options** page in this price list.

INFORMATION

Height
All freestanding pedestals include 1/4" allowance for glides in recessed position.

Accessories
See accessory section for accessories that can be ordered separately.

Weights
Figures provided are approximate and reflect packaged product without additional accessories.

SPECIAL SERVICES

Special Carton Marking

With specially marked information	N/C

Shipping
Ships **assembled, FOB Pembroke, ON K8A 0E1, freight prepaid.** Freight class 70.

Specifications and prices are subject to change without prior notice.

U-Series™ Pedestals
Worksurface Supporting

U-Series™ Pedestals
Worksurface Supporting

	Features	W x D x H	MODEL NUMBER Basic Model	Unit Color	Bracket	Optional Counter-balance Weight	Pull Style	Lock Option	Lock Color	Approx. Packaged Weight	Delivered Pricing	Counter-balance Weight add to list price	Whites & All Metallics Upcharge
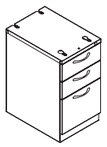 USLP **Pedestal - Box/Box/File** • Two 6" box drawers • One 12" file drawer • Includes four leveling glides • Pedestal ships fully assembled • Bracket, if ordered, ships with unit • Optional dividers sold separately	Worksurface Supporting	15 x 17-5/8 x 27-7/8"	ULP20WBBF	□□	□□□□		□□□	□□□	□□□	47.0#	$ 531	N/A	$ 80
	Worksurface Supporting	15 x 21-5/8 x 27-7/8"	ULP24WBBF	□□	□□□□		□□□	□□□	□□□	52.0#	562	N/A	80
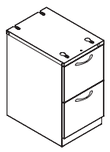 USLP **Pedestal - File/File** • Two 12" file drawers • Includes four leveling glides • Pedestal ships fully assembled • Bracket, if ordered, ships with unit • Optional dividers sold separately • Counter balance weight required in certain desk configurations	Worksurface Supporting	15 x 17-5/8 x 27-7/8"	ULP20WFF	□□	□□□□	□□□□□	□□□	□□□	□□□	43.0#	$ 476	$ 104	$ 80
	Worksurface Supporting	15 x 21-5/8 x 27-7/8"	ULP24WFF	□□	□□□□	□□□□□	□□□	□□□	□□□	48.0#	497	104	80

Ⓐ Ⓑ Ⓒ Ⓓ Ⓔ Ⓕ Ⓖ

HOW TO ORDER

Indicate the following information on order form:
1. Quantity of each item.
2. Model number, including options. See "How To Build a Model Number".
3. Any special service required.

Note: • The □ indicates that a choice is required.
- The absence of the □ indicates that no choice is required.
- Alpha-numeric characters in place of □ indicate that no other alternatives are available.

HOW TO BUILD A MODEL NUMBER

Ⓐ Select basic model.

Ⓑ Select unit color.
Refer to the **Product Color Options** page in this price list.
All white and metallic paints require an upcharge. Please see upcharge column.

Ⓒ Select bracket.

NB	- No Bracket
3K24	- 24" Worksurface; add $101
3K30	- 30" Worksurface; add $101
SW24	- 24" Worksurface; add $101
SW30	- 30" Worksurface; add $101
UN22	- 22" Worksurface; add $101
UN24	- 24" Worksurface; add $101
UN24KN	- 24" Worksurface w/knife edge; add $101
UN30	- 30" Worksurface; add $101
UN30KN	- 30" Worksurface w/knife edge; add $101
WW24	- 24" Worksurface; add $101
WW30	- 30" Worksurface; add $101

When ordering:
3K for System 3000
SW for Studio Works
UN for Unite
WW for WireWorks
If ped is not replacing return, no bracket is required.

Ⓓ Select counterbalance weight.

CBW	- With Counterbalance
NOCBW	- No Counterbalance

See pricing column for counterbalance weight upcharge.

Ⓔ Select pull style.

USP	- U-Series pull (standard)
CZP	- Connection Zone pull

Ⓕ Select lock option.

KS	- Key standard
NLC	- No lock core
KA	- Key alike

Ⓖ Select lock color.
Refer to the **Product Color Options** page in this price list.

INFORMATION

Accessories
See accessory section for accessories that can be ordered separately.

Weights
Figures provided are approximate and reflect packaged product without additional accessories.

SPECIAL SERVICES

Special Carton Marking

With specially marked information	N/C

Shipping
Ships **assembled, FOB Pembroke, ON K8A 0E1, freight prepaid.** Freight class 70.

Specifications and prices are subject to change without prior notice.

U-Series™ Pedestals
Double Pedestals Worksurface Supporting

U-Series™ Pedestals
Double Pedestals Worksurface Supporting

	MODEL	W x D x H	MODEL NUMBER: Basic Model	Unit Color	Bracket	Pull Style	Lock Option	Lock Color	Approx. Packaged Weight	Delivered Pricing	Whites & All Metallics Upcharge
	**30" Wide, 2 High** • Two 12" drawers with side-to-side hanging folder bars • For use within panel systems' planning only, may not be planned free standing	30 x 22 x 27-3/4"	UDP302D	□□	□□□□	□□□	□□□	□□□	88.0#	$ 1021	$ 80
PUSP			Ⓐ	Ⓑ	Ⓒ	Ⓓ	Ⓔ	Ⓕ			

HOW TO ORDER

Indicate the following information on order form:
1. Quantity of each item.
2. Model number, including options. See "How To Build a Model Number".
3. Any special service required.

Note: • The □ indicates that a choice is required.
- The absence of the □ indicates that no choice is required.
- Alpha-numeric characters in place of □ indicate that no other alternatives are available.

HOW TO BUILD A MODEL NUMBER

Ⓐ Select basic model.

Ⓑ Select unit color.
Refer to the **Product Color Options** page in this price list.
All white and metallic paints require an upcharge. Please see upcharge column.

Ⓒ Select bracket.

NB	- No Bracket
3K24	- 24" Worksurface; add $101
3K30	- 30" Worksurface; add $109
SW24	- 24" Worksurface; add $130
SW30	- 30" Worksurface; add $135
UN22	- 22" Worksurface; add $101
UN24	- 24" Worksurface; add $101
UN24KN	- 24" Worksurface w/knife edge; add $101
UN30	- 30" Worksurface; add $101
UN30KN	- 30" Worksurface w/knife edge; add $101
WW24	- 24" Worksurface; add $94
WW30	- 30" Worksurface; add $99

When ordering:
3K for System 3000
SW for Studio Works
UN for Unite
WW for WireWorks
If ped is not replacing return, no bracket is required.

Ⓓ Select pull style.

USP	- U-Series pull (standard)
CZP	- Connection Zone pull

Ⓔ Select lock option.

KS	- Key standard
NLC	- No lock core
KA	- Key alike

Ⓕ Select lock color.
Refer to the **Product Color Options** page in this price list.

INFORMATION

Accessories
See accessory section for accessories that can be ordered separately.

Height
Height shown is with glides in fully recessed position. Maximum height is 28-1/2".

Weights
Figures provided are approximate and reflect packaged product without additional accessories.

Folder Bars
Files are configured for side-to-side media storage.

SPECIAL SERVICES

Special Carton Marking

With specially marked information	N/C

Shipping
Ships **assembled, FOB Pembroke, ON K8A 0E1, freight prepaid.** Freight class 70.

Specifications and prices are subject to change without prior notice.

U-Series™ Pedestals
Pedestal Accessories

U-Series™ Pedestals
Pedestal Accessories

	MODEL	Features	W x D x H	MODEL NUMBER: Basic Model	Edge Style	Surface Finish	Edge Color	Approx. Packaged Weight	Self Edge (SE)	74P Edge (74P)
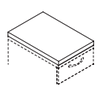	**Laminate Tops** • High pressure laminate with particle-board core • Self edge or polypropylene edge available • Other sizes available upon request	Fits one 20” deep pedestal	15 x 17-3/4 x 1-1/4”	USP1715T	□□□	□□□	□□□	8.0#	$ 175	$ 177
		Fits one 24” deep pedestal	15 x 21-3/4 x 1-1/4”	USP2115T	□□□	□□□	□□□	11.0#	198	203
USPA				Ⓐ	Ⓑ	Ⓒ	Ⓓ			

HOW TO ORDER

Indicate the following information on order form:
1. Quantity of each item.
2. Model number, including options. See “How To Build a Model Number”.
3. Any special service required.

Note: • The □ indicates that a choice is required.
- The absence of the □ indicates that no choice is required.
- Alpha-numeric characters in place of □ indicate that no other alternatives are available.

HOW TO BUILD A MODEL NUMBER

Ⓐ Select basic model.

Ⓑ Select edge style.

SE	- Self edge
74P	- 74P edge

Ⓒ Select surface finish.
Refer to the **Product Color Options** page in this price list.
Surface finish offerings are based on edge style selections.

Ⓓ Select edge color.
Refer to the **Product Color Options** page in this price list.
Edge color offerings are based on edge style selections.

SPECIAL SERVICES

Special Carton Marking

With specially marked information	N/C

Shipping
Ships **assembled, FOB Pembroke, ON K8A 0E1, freight prepaid.** Freight class 70.

Specifications and prices are subject to change without prior notice.

U-Series™ Pedestals
Pedestal Accessories

U-Series™ Pedestals
Pedestal Accessories

	MODEL	Features	MODEL NUMBER: Basic Model	MODEL NUMBER: Paint Color	Approx. Packaged Weight	Delivered Pricing
 USPA	**Pedestal Bracket** • Graphic represents bracket used with a 24” deep pedestal on a 24” deep worksurface • Bracket is intended to fill the space between back of pedestal and panel • Bracket provides support for extended runs and screws with trim to outside back of pedestal for added support on extended panel runs • Bracket depth varies by pedestal model 24” worksurface - 20” pedestal = approx. 6-1/4” - 24” pedestal = approx. 2-1/4” 30” worksurface - 20” pedestal = approx. 12-1/4” - 24” pedestal = approx. 6-1/4”	System 3000® 24” deep worksurface	3K24	☐☐	6.0#	$ 104
		System 3000® 30” deep worksurface	3K30	☐☐	10.0#	104
		StudioWorks® 24” deep worksurface	SW24	☐☐	6.0#	104
		StudioWorks® 30” deep worksurface	SW30	☐☐	10.0#	104
		Unite® 22” deep worksurface	UN22	☐☐	6.0#	104
		Unite® 24” deep worksurface	UN24	☐☐	6.0#	104
		Unite® 24” deep knife edge worksurface	UN24KN	☐☐	10.0#	104
		Unite® 30” deep worksurface	UN30	☐☐	6.0#	104
		Unite® 30” deep knife edge worksurface	UN30KN	☐☐	10.0#	104
		WireWorks® 24” deep worksurface	WW24	☐☐	6.0#	104
		WireWorks® 30” deep worksurface	WW30	☐☐	10.0#	104
			Ⓐ	Ⓑ		

HOW TO ORDER

Indicate the following information on order form:
1. Quantity of each item.
2. Model number, including options. See “How To Build a Model Number”.
3. Any special service required.

Note: • The ☐ indicates that a choice is required.
- The absence of the ☐ indicates that no choice is required.
- Alpha-numeric characters in place of ☐ indicate that no other alternatives are available.

HOW TO BUILD A MODEL NUMBER

Ⓐ Select basic model.

Ⓑ Select paint color.
Refer to the **Product Color Options** page in this price list.

SPECIAL SERVICES

Special Carton Marking

With specially marked information	N/C

Shipping

Ships **knocked down, FOB Pembroke, ON K8A 0E1, freight prepaid.** Freight class 70.

Specifications and prices are subject to change without prior notice.

U-Series™ Pedestals
Pedestal Accessories

U-Series™ Pedestals
Pedestal Accessories

	MODEL	W x D x H	MODEL NUMBER: Basic Model (A)	Trim Color (B)	Upholstery Color (C)	Approx. Packaged Weight	Delivered Pricing C.O.M.	Delivered Pricing Fabric Grade 1	Delivered Pricing Fabric Grade 2	Delivered Pricing Fabric Grade 3	Delivered Pricing Pallas Fabric Group P0	Delivered Pricing Pallas Fabric Group P1	Delivered Pricing Pallas Fabric Group P2	Delivered Pricing Pallas Fabric Group P3	Delivered Pricing Pallas Fabric Group P4
 PDCU	**Cushioned Seat for Mobile Pedestal** • 17” deep, used with 17-5/8” deep mobile pedestal • 20” deep, used with 21-5/8”’ deep mobile pedestal • Fabric runs side to side • Lip height is 3-1/4”	15 x 17 x 1-7/8”	PDCU/17	□□	□□□□□	5.0#	$ 209	$ 209	$ 238	$ 251	$ 264	$ 279	$ 295	$ 329	$ 337
		15 x 20 x 1-7/8”	PDCU/20	□□	□□□□□	6.0#	228	228	250	269	278	292	308	344	353

HOW TO ORDER

Indicate the following information on order form:
1. Quantity of each item.
2. Model number, including options. See “How To Build a Model Number”.
3. Any special service required.

Note: • The □ indicates that a choice is required.
- The absence of the □ indicates that no choice is required.
- Alpha-numeric characters in place of □ indicate that no other alternatives are available.

HOW TO BUILD A MODEL NUMBER

A Select basic model.

B Select trim color.
Refer to the **Product Color Options** page in this price list.

C Select upholstery color.
Refer to **ki.com/fabrics**

SPECIAL SERVICES

Special Carton Marking

With specially marked information	N/C

Shipping

Ships **assembled, FOB Green Bay, WI 54302, freight prepaid.** Freight class 100.

Specifications and prices are subject to change without prior notice.

U-Series™ Pedestals
Pedestal Accessories

U-Series™ Pedestals
Pedestal Accessories

	MODEL	Features	W x D x H	MODEL NUMBER Basic Model	Approx. Packaged Weight	Delivered Pricing
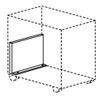 USPA	**Counterbalance Weight** • Required on worksurface supporting file/file units of certain desk configurations	20"D Units	9-1/2 x 1/2 x 15-1/2"	USPCBW21	21.0#	$ 104
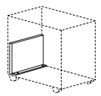 USPA	**Counterbalance Weight** • Required for conversion for 24" deep mobile and freestanding to file/file units.	24"D Units	12-1/2 x 2 x 18"	USPCBW25	25.0#	$ 118
 USPA	**Counterbalance Weight** • Required for conversion for 20" deep mobile and freestanding to file/file units. • Two required, sold in pairs	For 20" D Units	7-1/2 x 3/4 x 16"	USPCBW36	36.0#	$ 232
HRDPT	**P-Series Keys** • Double bit design • Range of 200 different core/key numbers available • Must specify lock number(s) requested when ordering cut key or lock core/key sets	Lock Core/2 Key Set - Black		2.KP20522	0.4#	$ 15
		Lock Core/2 Key Set - Satin Chrome		2.KP20522.SC	0.4#	15
		Master Key		2.KP20550	0.2#	11
		Extractor Key		2.KP20551	0.2#	11
		Blank Key		2.KP20552	0.2#	3
		Cut Key		2.KP20557	0.2#	4
 USPA	**Caster Kit** • Converts freestanding pedestals to mobile units • Finished height consistent with free-standing pedestal • File/file units require counterbalance weights • 4 casters and a 5th wheel per kit		2-5/8"	USPCK	1.0#	$ 92
 USPA	**Glide Kit** • Converts mobile pedestal to freestanding • File/file units require counterbalance weights • Finished height consistent with mobile pedestal • 4 glides and a center wheel per kit		2-5/8"	USPGK	1.0#	$ 92

Ⓐ

HOW TO ORDER

Indicate the following information on order form:
1. Quantity of each item.
2. Model number, including options. See "How To Build a Model Number".
3. Any special service required.

Note: • The ☐ indicates that a choice is required.
- The absence of the ☐ indicates that no choice is required.
- Alpha-numeric characters in place of ☐ indicate that no other alternatives are available.

HOW TO BUILD A MODEL NUMBER

Ⓐ Select basic model.

SPECIAL SERVICES

Special Carton Marking

With specially marked information N/C

Shipping

Ships **assembled, FOB Pembroke, ON K8A 0E1, freight prepaid.** Freight class 70.

Specifications and prices are subject to change without prior notice.

U-Series™ Pedestals
Pedestal Accessories

U-Series™ Pedestals
Pedestal Accessories

	MODEL	Features	W x D x H	MODEL NUMBER Basic Model	Approx. Packaged Weight	Delivered Pricing
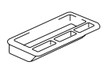	**Pencil Tray** • For 3" pencil and 6" box drawers • Black finish only • Priced each		12-1/8 x 4 x 1"	S7P/PENTRAY	1.0#	$ 10
PDACU						
	**6" Partition** • For 6" box drawers • Black finish only • Priced each		12-1/8 x 4-5/8"	S7P/D6	1.0#	$ 6
PDACU						
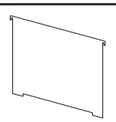	**Hanging Folder Partition** • For 12" file drawers • Black finish only • Priced each		12-1/8 x 9-5/8"	S7P/D12	1.0#	$ 10
PDACU						
	**Pedestal Hanging Folder Bar Channel** • Clips over top edge of pedestal drawer body • Prevents files from moving freely but can be moved by hand • Can also be used to hang folders in file drawers side-to-side	1 Bar: Fits 17-5/8"D Pedestals		S7P/20FBP	0.1#	$ 8
		2 Bars: Fits 21-5/8"D Pedestals		S7P/24FBP	0.1#	10
		3 Bars: Fits 27-5/8"D Pedestals		S7P/30FBP	0.1#	14
PDACU				Ⓐ		

HOW TO ORDER

Indicate the following information on order form:
1. Quantity of each item.
2. Model number, including options. See "How To Build a Model Number".
3. Any special service required.

Note: • The ☐ indicates that a choice is required.
- The absence of the ☐ indicates that no choice is required.
- Alpha-numeric characters in place of ☐ indicate that no other alternatives are available.

HOW TO BUILD A MODEL NUMBER

Ⓐ Select basic model.

SPECIAL SERVICES

Special Carton Marking

With specially marked information	N/C

Shipping

Ships **assembled, FOB Pembroke, ON K8A 0E1, freight prepaid.** Freight class 70.

Specifications and prices are subject to change without prior notice.

U-Series™ Credenzas
Freestanding Credenzas

U-Series™ Credenzas
Freestanding Credenzas

	MODEL	W x D x H	MODEL NUMBER Basic Model	Unit Color	Pull Style	Lock Option	Lock Color	Approx. Packaged Weight	Delivered Pricing	Whites & All Metallics Upcharge
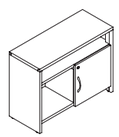	**36" Wide** • Features sliding door with lock	36 x 15 x 27-3/4"	UC36	□□	□□□	□□□	□□□	45.0#	$ 1244	$ 80
PUSC										
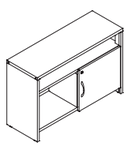	**42" Wide** • Features sliding door with lock	42 x 15 x 27-3/4"	UC42	□□	□□□	□□□	□□□	50.0#	$ 1437	$ 80
PUSC										
			Ⓐ	Ⓑ	Ⓒ	Ⓓ	Ⓔ			

HOW TO ORDER

Indicate the following information on order form:
1. Quantity of each item.
2. Model number, including options. See "How To Build a Model Number".
3. Any special service required.

Note: • The □ indicates that a choice is required.
- The absence of the □ indicates that no choice is required.
- Alpha-numeric characters in place of □ indicate that no other alternatives are available.

HOW TO BUILD A MODEL NUMBER

Ⓐ Select basic model.

Ⓑ Select unit color.
Refer to the **Product Color Options** page in this price list.
All white and metallic paints require an upcharge. Please see upcharge column.

Ⓒ Select pull style.

USP	- U-Series pull (standard)
CZP	- Connection Zone pull

Ⓓ Select lock option.

KS	- Key standard
NLC	- No lock core
KA	- Key alike

Ⓔ Select lock color.
Refer to the **Product Color Options** page in this price list.

INFORMATION

Accessories
See accessory section for accessories that can be ordered separately.

Weights
Figures provided are approximate and reflect packaged product without additional accessories.

SPECIAL SERVICES

Special Carton Marking

With specially marked information	N/C

Shipping
Ships **assembled, FOB Pembroke, ON K8A 0E1, freight prepaid.** Freight class 70.

Specifications and prices are subject to change without prior notice.

U-Series™ Credenzas
Laminate Tops

U-Series™ Credenzas
Laminate Tops

	MODEL	D x W	MODEL NUMBER: Basic Model	Edge Style	Surface Finish	Edge Color	Approx. Packaged Weight	74P Edge (74P)
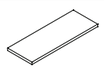 UWCT	**U-Series® Credenza-Laminate Tops** • High pressure laminate with particle-board core • 74P edge only • Back-to-back credenzas should use single piece tops of appropriate depth	15-1/8 x 36-1/8”	UWCT1536	74P	□□□	□□□	16.0#	$ 268
		15-1/8 x 42-1/8”	UWCT1542	74P	□□□	□□□	19.0#	319
		30-1/8 x 36-1/8”	UWCT3036	74P	□□□	□□□	34.0#	342
		30-1/8 x 42-1/8”	UWCT3042	74P	□□□	□□□	40.0#	397
			Ⓐ	Ⓑ	Ⓒ	Ⓓ		

HOW TO ORDER

Indicate the following information on order form:
1. Quantity of each item.
2. Model number, including options. See “How To Build a Model Number”.
3. Any special service required.

Note: • The □ indicates that a choice is required.
• The absence of the □ indicates that no choice is required.
• Alpha-numeric characters in place of □ indicate that no other alternatives are available.

HOW TO BUILD A MODEL NUMBER

Ⓐ Select basic model.

Ⓑ Select edge style.

74P	- 74P edge

Ⓒ Select surface finish.
Refer to the **Product Color Options** page in this price list.
Surface finish offerings are based on edge style selections.

Ⓓ Select edge color.
Refer to the **Product Color Options** page in this price list.

SPECIAL SERVICES

Special Carton Marking

With specially marked information	N/C

Shipping

Ships **assembled, FOB Pembroke, ON K8A 0E1, freight prepaid.** Freight class 70.

Specifications and prices are subject to change without prior notice.

U-Series™ Wardrobe Towers
48" High Cabinet

U-Series™ Wardrobe Towers
48" High Cabinet

	MODEL	Features	W x D x H	MODEL NUMBER Basic Model	Unit Color	Pull Style	Lock Option	Lock Color	Approx. Packaged Weight	Delivered Pricing	Whites & All Metallics Upcharge
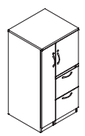 left shown	**Wardrobe/Cabinet - File/File** • Wardrobe and cabinet lock independently • Pedestal features two 12" drawers and locks independently of wardrobe • Includes four leveling glides • Cabinet features adjustable shelf • Units ship fully assembled	Left	24 x 22 x 48"	UWFFC48L	□□	□□□	□□□	□□□	122.0#	$ 1900	$ 128
		Right	24 x 22 x 48"	UWFFC48R	□□	□□□	□□□	□□□	122.0#	1900	128
PUSW											
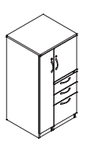 left shown	**Wardrobe/Cabinet - Box/Box/File** • Wardrobe and cabinet lock independently • Pedestal features two 6" box drawers and one 12" file drawer • Includes four leveling glides • Cabinet features adjustable shelf • Units ship fully assembled	Left	24 x 22 x 48"	UWBBFC48L	□□	□□□	□□□	□□□	127.0#	$ 1979	$ 128
		Right	24 x 22 x 48"	UWBBFC48R	□□	□□□	□□□	□□□	127.0#	1979	128
PUSW											
				Ⓐ	Ⓑ	Ⓒ	Ⓓ	Ⓔ			

HOW TO ORDER

Indicate the following information on order form:
1. Quantity of each item.
2. Model number, including options. See "How To Build a Model Number".
3. Any special service required.

Note: • The □ indicates that a choice is required.
- The absence of the □ indicates that no choice is required.
- Alpha-numeric characters in place of □ indicate that no other alternatives are available.

HOW TO BUILD A MODEL NUMBER

Ⓐ Select basic model.

Ⓑ Select unit color.
Refer to the **Product Color Options** page in this price list.
All white and metallic paints require an upcharge. Please see upcharge column.

Ⓒ Select pull style.

USP	- U-Series pull (standard)
CZP	- Connection Zone pull

Ⓓ Select lock option.

KS	- Key standard
NLC	- No lock core
KA	- Key alike

Ⓔ Select lock color.
Refer to the **Product Color Options** page in this price list.

INFORMATION

Accessories
See accessory section for accessories that can be ordered separately.

Weights
Figures provided are approximate and reflect packaged product without additional accessories.

SPECIAL SERVICES

Special Carton Marking

With specially marked information	N/C

Shipping
Ships **assembled, FOB Pembroke, ON K8A 0E1, freight prepaid.** Freight class 70.

Specifications and prices are subject to change without prior notice.

U-Series™ Wardrobe Towers
64" High Cabinet

U-Series™ Wardrobe Towers
64" High Cabinet

	MODEL	Features	W x D x H	MODEL NUMBER Basic Model	Unit Color	Pull Style	Lock Option	Lock Color	Approx. Packaged Weight	Delivered Pricing	Whites & All Metallics Upcharge
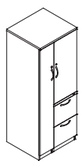 left shown PUSW	**Wardrobe/Cabinet - File/File** • Wardrobe and cabinet lock independently • Pedestal features two 12" drawers and locks independently of wardrobe • Includes four leveling glides • Cabinet features adjustable shelf • Units ship fully assembled	Left	24 x 22 x 64"	UWFFC64L	☐☐	☐☐☐	☐☐☐	☐☐☐	152.0#	$ 1993	$ 191
		Right	24 x 22 x 64"	UWFFC64R	☐☐	☐☐☐	☐☐☐	☐☐☐	152.0#	1993	191
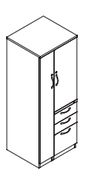 left shown PUSW	**Wardrobe/Cabinet - Box/Box/File** • Wardrobe and cabinet lock independently • Pedestal features two 6" box drawers and one 12" file drawer • Includes four leveling glides • Cabinet features adjustable shelf • Units ship fully assembled	Left	24 x 22 x 64"	UWBBFC64L	☐☐	☐☐☐	☐☐☐	☐☐☐	157.0#	$ 2042	$ 191
		Right	24 x 22 x 64"	UWBBFC64R	☐☐	☐☐☐	☐☐☐	☐☐☐	157.0#	2042	191
				Ⓐ	Ⓑ	Ⓒ	Ⓓ	Ⓔ			

HOW TO ORDER

Indicate the following information on order form:
1. Quantity of each item.
2. Model number, including options. See "How To Build a Model Number".
3. Any special service required.

Note: • The ☐ indicates that a choice is required.
- The absence of the ☐ indicates that no choice is required.
- Alpha-numeric characters in place of ☐ indicate that no other alternatives are available.

HOW TO BUILD A MODEL NUMBER

Ⓐ Select basic model.

Ⓑ Select unit color.
Refer to the **Product Color Options** page in this price list.
All white and metallic paints require an upcharge. Please see upcharge column.

Ⓒ Select pull style.

USP	- U-Series pull (standard)
CZP	- Connection Zone pull

Ⓓ Select lock option.

KS	- Key standard
NLC	- No lock core
KA	- Key alike

Ⓔ Select lock color.
Refer to the **Product Color Options** page in this price list.

INFORMATION

Accessories
See accessory section for accessories that can be ordered separately.

Weights
Figures provided are approximate and reflect packaged product without additional accessories.

SPECIAL SERVICES

Special Carton Marking

With specially marked information	N/C

Shipping
Ships **assembled, FOB Pembroke, ON K8A 0E1, freight prepaid.** Freight class 70.

Specifications and prices are subject to change without prior notice.

U-Series™ Wardrobe Towers
48" High Side Access Bookcase

U-Series™ Wardrobe Towers
48" High Side Access Bookcase

	MODEL	Features	W x D x H	MODEL NUMBER Basic Model	Unit Color	Pull Style	Lock Option	Lock Color	Approx. Packaged Weight	Delivered Pricing	Whites & All Metallics Upcharge
 left shown	**Wardrobe/Side Access Bookcase - File/File** • Pedestal features two 12" drawers and locks independently of wardrobe • Includes four leveling glides • Boockcase features adjustable shelf • Units ship fully assembled	Left	24 x 22 x 48"	UWFFB48L	□□	□□□	□□□	□□□	120.0#	$ 1851	$ 128
		Right	24 x 22 x 48"	UWFFB48R	□□	□□□	□□□	□□□	120.0#	1851	128
PUSW											
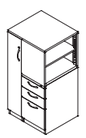 left shown	**Wardrobe/Side Access Bookcase - Box/Box/File** • Pedestal features two 6" box drawers and one 12" file drawer • Includes four leveling glides • Bookcase features adjustable shelf • Units ship fully assembled	Left	24 x 22 x 48"	UWBBFB48L	□□	□□□	□□□	□□□	125.0#	$ 1873	$ 128
		Right	24 x 22 x 48"	UWBBFB48R	□□	□□□	□□□	□□□	125.0#	1873	128
PUSW											
				Ⓐ	Ⓑ	Ⓒ	Ⓓ	Ⓔ			

HOW TO ORDER

Indicate the following information on order form:
1. Quantity of each item.
2. Model number, including options. See "How To Build a Model Number".
3. Any special service required.

Note: • The □ indicates that a choice is required.
- The absence of the □ indicates that no choice is required.
- Alpha-numeric characters in place of □ indicate that no other alternatives are available.

HOW TO BUILD A MODEL NUMBER

Ⓐ Select basic model.

Ⓑ Select unit color.
Refer to the **Product Color Options** page in this price list.
All white and metallic paints require an upcharge. Please see upcharge column.

Ⓒ Select pull style.

USP	- U-Series pull (standard)
CZP	- Connection Zone pull

Ⓓ Select lock option.

KS	- Key standard
NLC	- No lock core
KA	- Key alike

Ⓔ Select lock color.
Refer to the **Product Color Options** page in this price list.

INFORMATION

Accessories
See accessory section for accessories that can be ordered separately.

Weights
Figures provided are approximate and reflect packaged product without additional accessories.

SPECIAL SERVICES

Special Carton Marking

With specially marked information	N/C

Shipping
Ships **assembled, FOB Pembroke, ON K8A 0E1, freight prepaid.** Freight class 70.

Specifications and prices are subject to change without prior notice.

U-Series™ Wardrobe Towers
64" High Side Access Bookcase

U-Series™ Wardrobe Towers
64" High Side Access Bookcase

	MODEL	Features	W x D x H	MODEL NUMBER: Basic Model	Unit Color	Pull Style	Lock Option	Lock Color	Approx. Packaged Weight	Delivered Pricing	Whites & All Metallics Upcharge
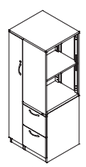 left shown PUSW	**Wardrobe/Side Access Bookcase - File/File** • Pedestal features two 12" drawers and locks independently of wardrobe • Includes four leveling glides • Bookcase features adjustable shelf • Units ship fully assembled	Left	24 x 22 x 64"	UWFFB64L	□□	□□□	□□□	□□□	155.0#	$ 2042	$ 191
		Right	24 x 22 x 64"	UWFFB64R	□□	□□□	□□□	□□□	155.0#	2042	191
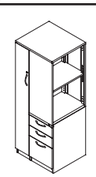 left shown PUSW	**Wardrobe/Side Access Bookcase - Box/Box/File** • Pedestal features two 6" box drawers and one 12" file drawer • Includes four leveling glides • Bookcase features adjustable shelf • Units ship fully assembled	Left	24 x 22 x 64"	UWBBFB64L	□□	□□□	□□□	□□□	160.0#	$ 2072	$ 191
		Right	24 x 22 x 64"	UWBBFB64R	□□	□□□	□□□	□□□	160.0#	2072	191
				Ⓐ	Ⓑ	Ⓒ	Ⓓ	Ⓔ			

HOW TO ORDER

Indicate the following information on order form:
1. Quantity of each item.
2. Model number, including options. See "How To Build a Model Number".
3. Any special service required.

Note: • The □ indicates that a choice is required.
- The absence of the □ indicates that no choice is required.
- Alpha-numeric characters in place of □ indicate that no other alternatives are available.

HOW TO BUILD A MODEL NUMBER

Ⓐ Select basic model.

Ⓑ Select unit color.
Refer to the **Product Color Options** page in this price list.
All white and metallic paints require an upcharge. Please see upcharge column.

Ⓒ Select pull style.

USP	- U-Series pull (standard)
CZP	- Connection Zone pull

Ⓓ Select lock option.

KS	- Key standard
NLC	- No lock core
KA	- Key alike

Ⓔ Select lock color.
Refer to the **Product Color Options** page in this price list.

INFORMATION

Accessories
See accessory section for accessories that can be ordered separately.

Weights
Figures provided are approximate and reflect packaged product without additional accessories.

SPECIAL SERVICES

Special Carton Marking

With specially marked information	N/C

Shipping
Ships **assembled, FOB Pembroke, ON K8A 0E1, freight prepaid.** Freight class 70.

Specifications and prices are subject to change without prior notice.

U-Series™ Overheads

	MODEL	W x D x H	MODEL NUMBER Basic Model	Bracket	Unit Color	Lock Option	Lock Color	Approx. Packaged Weight	Delivered Pricing	Whites & All Metallics Upcharge
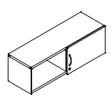	**Sliding Door Overhead** • Lockable sliding door extends slightly beyond the center of overhead • Overhead accommodates standard binders	35-3/4 x 14-3/8 x 14-7/16	USSDH36	□□□	□□	□□□	□□□	38.0#	$ 683	$ 80
		41-3/4 x 14-3/8 x 14-7/16	USSDH42	□□□	□□	□□□	□□□	42.0#	730	80
		47-3/4 x 14-3/8 x 14-7/16	USSDH48	□□□	□□	□□□	□□□	47.0#	775	80
		53-3/4 x 14-3/8 x 14-7/16	USSDH54	□□□	□□	□□□	□□□	52.0#	887	80
		59-3/4 x 14-3/8 x 14-7/16	USSDH60	□□□	□□	□□□	□□□	57.0#	949	80
USSDO			Ⓐ	Ⓑ	Ⓒ	Ⓓ	Ⓔ			

HOW TO ORDER

Indicate the following information on order form:
1. Quantity of each item.
2. Model number, including options. See “How To Build a Model Number”.
3. Any special service required.

Note: • The □ indicates that a choice is required.
- The absence of the □ indicates that no choice is required.
- Alpha-numeric characters in place of □ indicate that no other alternatives are available.

HOW TO BUILD A MODEL NUMBER

Ⓐ Select basic model.

Ⓑ Select bracket type.

3K	- System 3000 mounted
UN	- Unite mounted
UN/UM	- Unite upmount
LB	- Mounted on load bar
WW/OM12	- WireWorks off module mount w/12” high top tile
WW/OM18	- WireWorks off module mount w/18” high top tile
WW/PM	- WireWorks standard panel mounted in full-post
WW/UM	- WireWorks up-mount brackets

Ⓒ Select unit color.
Refer to the **Product Color Options** page in this price list.
All white and metallic paints require an upcharge. Please see upcharge column.

Ⓓ Select lock option.

KS	- Key standard
NLC	- No lock core
KA	- Key alike

Ⓔ Select lock color.
Refer to the **Product Color Options** page in this price list.

INFORMATION

Weights
Figures provided are approximate and reflect packaged product without additional accessories.

SPECIAL SERVICES

Special Carton Marking

With specially marked information	N/C

Shipping
Ships **assembled, FOB Manitowoc, WI 54220, freight prepaid.** Freight class 70.

Specifications and prices are subject to change without prior notice.

U-Series™ Storage and Accessories
Overhead Accessories

	MODEL	MODEL NUMBER Basic Model	Approx. Packaged Weight	Delivered Pricing
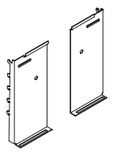	**U-Series Overhead On-Module Mounting Bracket for System 3000** • Sold in pairs • Mounts into slots in vertical frame posts • Black only • Allows for vertical adjustment in 1" increments	46.8177.SET	5.0#	$ 210
HRDPT				
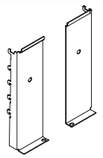	**U-Series Overhead On-Module Mounting Bracket for Unite** • Sold in pairs • Mounts into slots in vertical posts • Black only • Allows for vertical adjustment in 1" increments	48.0222.SET	5.0#	$ 210
HRDPT				
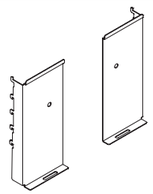	**U-Series Overhead On-Module Mounting Bracket in Full Post for WireWorks** • Sold in pairs • Mounts into slots in vertical posts • Black only • Allows for vertical adjustment in 1" increments	46.8179.SET	5.0#	$ 210
HRDPT				
		Ⓐ		

HOW TO ORDER

Indicate the following information on order form:
1. Quantity of each item.
2. Model number, including options. See "How To Build a Model Number".
3. Any special service required.

Note: • The ☐ indicates that a choice is required.
- The absence of the ☐ indicates that no choice is required.
- Alpha-numeric characters in place of ☐ indicate that no other alternatives are available.

HOW TO BUILD A MODEL NUMBER

Ⓐ Select basic model.

SPECIAL SERVICES

Special Carton Marking

With specially marked information	N/C

Shipping

Ships **assembled, FOB Manitowoc, WI 54220, freight prepaid.** Freight class 70.

Specifications and prices are subject to change without prior notice.

U-Series™ Storage and Accessories
Overhead Accessories

U-Series™ Storage and Accessories
Overhead Accessories

	MODEL	MODEL NUMBER Basic Model	Approx. Packaged Weight	Delivered Pricing
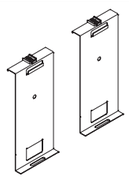 HRDPT	**U-Series Overhead Off Module Mounting Bracket w/12" High Top Tile for Wire-Works** • Sold in pairs • Black only • Attaches to horizontal rail between tiles or top cap	46.8181.SET	5.0#	$ 210
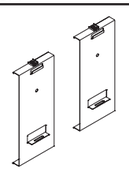 HRDPT	**U-Series Overhead Off Module Mounting Bracket w/18" High Top Tile for Wire-Works** • Sold in pairs • Black only • Attaches to horizontal rail between tiles or top cap	46.8183.SET	5.0#	$ 210

Ⓐ

HOW TO ORDER

Indicate the following information on order form:
1. Quantity of each item.
2. Model number, including options. See "How To Build a Model Number".
3. Any special service required.

Note: • The ☐ indicates that a choice is required.
- The absence of the ☐ indicates that no choice is required.
- Alpha-numeric characters in place of ☐ indicate that no other alternatives are available.

HOW TO BUILD A MODEL NUMBER

Ⓐ Select basic model.

SPECIAL SERVICES

Special Carton Marking

With specially marked information N/C

Shipping

Ships **assembled, FOB Manitowoc, WI 54220, freight prepaid.** Freight class 70.

Specifications and prices are subject to change without prior notice.

U-Series™ Storage and Accessories
Overhead Accessories

U-Series™ Storage and Accessories
Overhead Accessories

	MODEL	L	MODEL NUMBER Basic Model	MODEL NUMBER Powdercoat Color	Approx. Packaged Weight	Delivered Pricing
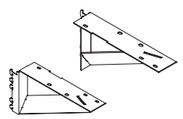 HRDPT	**U-Series Overhead Upmount Brackets for Unite or WireWorks** • Sold in pairs • Mounts into slots in vertical posts • Uses 8" of slot space at top of panel • Overhead extends 15" above top cap • Fasteners and allen wrench included		48.0236.12.S	☐☐	7.0#	$ 355
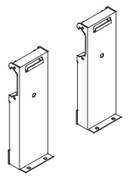 HRDPT	**U-Series Overhead Load Bar Brackets for Unite or Wireworks** • Sold in pairs • Load Bar mounted overheads hang from an externally mounted load bar • Load Bar purchased separately		46.8186.SET	☐☐	5.0#	$ 264
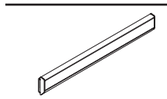 HRDPT	**Wall Mounted Load Bar for Unite or WireWorks** • Supports overhead storage on drywall or other non-panel application • Requires Load Bar Brackets to support overhead- sold separate	24"	SWLB.24	☐☐	5.0#	$ 151
		30"	SWLB.30	☐☐	6.0#	161
		36"	SWLB.36	☐☐	7.0#	164
		42"	SWLB.42	☐☐	8.0#	182
		48"	SWLB.48	☐☐	10.0#	187
		54"	SWLB.54	☐☐	13.0#	222
		60"	SWLB.60	☐☐	12.0#	223
		66"	SWLB.66	☐☐	13.0#	226
		72"	SWLB.72	☐☐	14.0#	234
		84"	SWLB.84	☐☐	17.0#	362
		96"	SWLB.96	☐☐	19.0#	381
			Ⓐ	Ⓑ		

HOW TO ORDER

Indicate the following information on order form:
1. Quantity of each item.
2. Model number, including options. See "How To Build a Model Number".
3. Any special service required.

Note: • The ☐ indicates that a choice is required.
- The absence of the ☐ indicates that no choice is required.
- Alpha-numeric characters in place of ☐ indicate that no other alternatives are available.

HOW TO BUILD A MODEL NUMBER

Ⓐ Select basic model.

Ⓑ Select powdercoat color.
Refer to the **Product Color Options** page in this price list.

SPECIAL SERVICES

Special Carton Marking

With specially marked information	N/C

Shipping

Ships **assembled, FOB Manitowoc, WI 54220, freight prepaid.** Freight class 70.

Specifications and prices are subject to change without prior notice.

U-Series™ Underhead Storage

U-Series™ Underhead Storage

	MODEL	D x W x H	MODEL NUMBER Basic Model	Direction	Unit Color	Lock Option	Lock Color	Approx. Packaged Weight	Delivered Pricing	Whites & All Metallics Upcharge
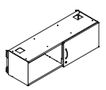 UHS	**Underhead Storage** • Underhead storage units mount below worksurface • Underhead accommodates standard binders • Storage units include holes in top and bottom for cord drop in conjuction with grommets • Includes brackets for attachment; legs may be specified separately if desired • Lockable sliding door extends slightly beyond the center of storage unit	35-3/4 x 14-3/8 x 14-7/8	UHS36		□□	□□□	□□□	38.0#	$ 683	$ 80
		41-3/4 x 14-3/8 x 14-7/8	UHS42		□□	□□□	□□□	42.0#	730	80
		47-3/4 x 14-3/8 x 14-7/8	UHS48		□□	□□□	□□□	47.0#	775	80
		53-3/4 x14-3/8 x 14-7/8"	UHS54		□□	□□□	□□□	50.0#	849	80
		59-3/4 x 14-3/8 x 14-7/8	UHS60		□□	□□□	□□□	52.0#	887	80
		71-3/4 x 14-3/8 x 14-7/8	UHS72		□□	□□□	□□□	57.0#	949	80
 UHSL	**Underhead Storage Support Leg** • May be used in place of return • Size noted does not reflect attachment brackets	1-1/2 x 13-7/8 x 13-5/16"	UHSL	□	□□			8.6#	$ 172	$ 14
			Ⓐ	Ⓑ	Ⓒ	Ⓓ	Ⓔ			

HOW TO ORDER

Indicate the following information on order form:
1. Quantity of each item.
2. Model number, including options. See "How To Build a Model Number".
3. Any special service required.

Note: • The □ indicates that a choice is required.
• The absence of the □ indicates that no choice is required.
• Alpha-numeric characters in place of □ indicate that no other alternatives are available.

HOW TO BUILD A MODEL NUMBER

Ⓐ Select basic model.

Ⓑ Select placement of leg.

L	- Left
R	- Right

Ⓒ Select unit color.
Refer to the **Product Color Options** page in this price list.
All white and metallic paints require an upcharge. Please see upcharge column.

Ⓓ Select lock option.

KS	- Key standard
NLC	- No lock core
KA	- Key alike

Ⓔ Select lock color.
Refer to the **Product Color Options** page in this price list.

SPECIAL SERVICES

Special Carton Marking

With specially marked information	N/C

Shipping

Ships **assembled, FOB Manitowoc, WI 54220, freight prepaid.** Freight class 70.

Specifications and prices are subject to change without prior notice.

U-Series™ Overhead and Underhead Storage
Accessories

U-Series™ Overhead and Underhead Storage
Accessories

	MODEL	Features	MODEL NUMBER Basic Model	Approx. Packaged Weight	Delivered Pricing
HRDPT	**P-Series Keys** • Double bit design • Range of 200 different core/key numbers available • Must specify lock number(s) requested when ordering cut key or lock core/key sets	Lock Core/2 Key Set - Black	2.KP20522	0.4#	$ 15
		Lock Core/2 Key Set - Satin Chrome	2.KP20522.SC	0.4#	15
		Master Key	2.KP20550	0.2#	11
		Extractor Key	2.KP20551	0.2#	11
		Blank Key	2.KP20552	0.2#	3
		Cut Key	2.KP20557	0.2#	4

Ⓐ

HOW TO ORDER

Indicate the following information on order form:
1. Quantity of each item.
2. Model number, including options. See “How To Build a Model Number”.
3. Any special service required.

Note: • The ☐ indicates that a choice is required.
- The absence of the ☐ indicates that no choice is required.
- Alpha-numeric characters in place of ☐ indicate that no other alternatives are available.

HOW TO BUILD A MODEL NUMBER

Ⓐ Select basic model.

SPECIAL SERVICES

Special Carton Marking

With specially marked information N/C

Shipping

Ships **assembled, FOB Pembroke, ON K8A 0E1, freight prepaid.** Freight class 70.

Specifications and prices are subject to change without prior notice.

1330 Bellevue Street
P.O. Box 8100
Green Bay, WI 54308-8100
800.424.2432
ki.com

KI and Furnishing Knowledge are registered
trademarks of Krueger International, Inc.

© 2020 Krueger International, Inc.
All Rights Reserved.
Code KI-PLW-000261/KI/PDF

Furnishing Knowledge®

WIREWORKS®
PANEL SYSTEM

PRICE LIST

January 3, 2011

Update October 3, 2022

800.424.2432

Contents

Refer to KI Terms & Conditions document or visit ki.com.

Contents

Refer to KI Terms & Conditions document or visit ki.com.

Ordering COM, COL and COV
Information 3

WireWorks®
Product Color Options 5

Fabric Panel - Tackable Acoustic - 3/4" Thick Tiles
Face Styles 7

Fabric Panel - Tackable Acoustic - 3/4" Thick Tiles
Monolithic Panel 9
Monolithic/Half Segmented Panel 11
Monolithic/Fully Segmented Panel 13
Half Segmented/Half Segmented Panel 15
Half Segmented/Fully Segmented Panel 17
Fully Segmented/Fully Segmented Panel 19

Glass Panel
Face Styles 21
Full Glass Panel 22

Glass/Fabric Panel - Acoustic - 3/4" Thick Tiles
Monolithic/Monolithic/Glass Panel 23
Monolithic/Fully Segmented/Glass Panel 24
Fully Segmented/Fully Segmented/Glass Panel 26

Open Panel
Face Styles 28
Full Open Panel 29

Open/Fabric Panel - Acoustic - 3/4" Thick Tiles
Open/Monolithic/Monolithic Panel 31
Monolithic/Monolithic/Open Panel 33

Fabric Stackable Section - Acoustic - 3/4" Tiles 35

Glass Stackable Section 36

Open Stackable Section 37

Doors 38

Preconfigured Intersection Conditions
90° 2-Way and End-of-Run 39
90° 2-Way 40
Off-Module Post 44
Adjustable Wall Mount and Stabilizer Weldment 45
180° 2-Way 46
3-Way 50
4-Way 57

Preconfigured Stackable Intersection Conditions
180° 2-Way and End-of-Run 64
2-Way and 3-Way 65
2-Way, 3-Way and 4-Way 66

Electrical
8-Wire System 67
10-Wire System 6 Circuit "810" 68
10-Wire System 4 Circuit "810" 74

Cable Management 80

Worksurfaces
Rectangular 82
"P" Shaped Peninsula/Piano Peninsula 83
Square Shoe/Conference End 84
"D" Shaped Peninsula 85
Dual Curvilinear/Diag/Curvilinear 90° Corner 86
Countertops 87
Mobile Teardrop/Mobile Semi-Circle 88
Worksurface Support Panel 90

Worksurface Accessories
Worksurface Accessories 92

Universal Storage and Accessories
Overhead Storage 93
Overhead Accessories 107
LED Task Lights 109

Balance® Storage and Accessories
General Information 111
Overhead Storage 112
Overhead Accessories 118

Accessories
Sail 121
Markerboards 122
Tackboard 123
Brackets 126
Paper Management 127
Desktop Accessories 128

120° Intersections
2-Way 129
3-Way 132
2-Way and 3-Way Stackable 137

120° Worksurfaces
Corner Worksurfaces 138

120° Build Your Own
Components 139

Tech Preconfigured Intersection Conditions
90° 2-Way and End-of-Run 141
90° 2-Way 142
180° 2-Way 146
3-Way 149
4-Way 152
Tech Panel Components 155

Pedestals - Worksurface Supporting
700 Series® Pedestals with Filler Bracket 156

Ordering COM, COL and COV
Information

How to Specify C.O.M. Upholstery

Textile designs often have intricate patterns. Not all individuals will interpret fabric direction in the same manner.

As a standard procedure, KI cuts fabrics off the roll in a horizontal fashion as shown in Diagram A at the right. By cutting in this fashion, most waste is eliminated. Our requirements for yardage in this book are based on this type of cutting. When directional or patterned fabrics are used, they often require more yardage than solid colors.

By providing KI with a completely filled-out copy of the form on this page, we will be able to expedite your order. We find it particularly helpful with directional or patterned upholstery material. It is critical that copies of this form accompany test quantities as well as production quantities of C.O.M.

C.O.M. must be supplied in continuous yardage.

C.O.M. Testing

KI will require six yards of actual fabric to be submitted for testing. The test will be completed on panels, tackboards, and overheads. For products shipped from Manitowoc, WI facility, ship upholstery material to:

KI Manitowoc
1400 South 41st Street
Manitowoc, WI 54220
Attn: Fabric Testing

C.O.M. Production

Customer's fabrics must be approved prior to acceptance for production. KI assumes no responsibility for wear, defects, or performance of customer's own materials. C.O.M. orders are available on a deferred delivery basis.

Orders for production of C.O.M. upholstered products are not scheduled for processing until upholstery material is received. Upon receipt, KI will provide an acknowledgement and an estimated shipping date.

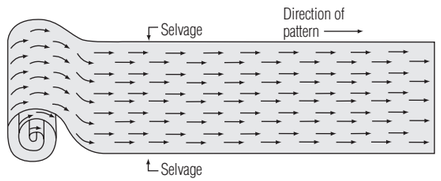

Diagram A

Excess Upholstery Material

KI will dispose of excess upholstery material at the time of shipment unless expressly requested to return it with the product shipment.

Cancelled or Changed Orders

KI assumes no responsibility for extra C.O.M. material due to a change of upholstery or cancellation of an order. It is the customer's responsibility to arrange for return of this material.

Yardage Specification

The chart on the following page details the yardage requirements for each upholstered item in the price list. To accommodate flaws, wrinkles, and other imperfections, calculate the total yardage and add the appropriate percentage shown below:

1 to 50 yards — Add 5 yards
50 + yards — Add 10% over requirements

C.O.M. Information Form

A copy of this form should accompany test requests and production orders. Please fill it out completely, and, if your order has been acknowledged, provide the acknowledgement number.

Purchasing Agent (Dealer or buying organization)

Attention

Address

City State Zip

Project Name

Type and number of units of each type

Please see information at right and check the appropriate box.

☐ Submitted for testing. ☐ Test approved. Submitted for production.

Purchase Order Number KI Acknowledgement Number

In all instances, send this form to the C.O.M. Specialist.

☐ **A** Selvage Top to Bottom ☐ **B** Selvage Side to Side

Ordering COM, COL and COV
Information

C.O.M. SHIPPING LOCATION

Architectural Walls
- Evoke ..... MN
- Genius Walls ..... MN

Casegoods
- Aristotle Tackboards ..... MN
- Likha Tackboards ..... MN

Classroom Furniture
- Intellect Wave Chairs ..... GB
- Learn2 ..... GB
- Ruckus ..... GB

Desking
- 700 Series Desking ..... KP
- Balance Overheads ..... MN
- Genesis Desking ..... MN
- True Desking ..... KP
- Universal Overheads ..... MN
- WorkZone Desking ..... MN

Files & Storage
- 700 Series Pedestal Cushion ..... GB
- Connection Zone Pads ..... BW
- U-Series Pedestal Cushion ..... GB
- Tattoo ..... BW

Fixed Seating
- Concerto Auditorium Seating ..... BW
- Single Pedestal Seating ..... GB
- Jury Base Seating ..... GB
- Lancaster Auditorium Seating ..... BW
- Sequence Seating ..... GB
- University Seating ..... GB

Panel Systems
- All Terrain ..... KP
- Balance Overheads ..... MN
- System 3000 ..... MN
- Universal Overheads ..... MN
- Wireworks ..... MN
- Unite ..... MN

Residence Hall Furniture
- RoomScape Furniture ..... MN

Screens
- All Terrain ..... KP
- Connection Zone ..... BW
- True/Volition ..... KP
- Genesis ..... KP
- Tattoo ..... MN
- Universal ..... BW

Seating
- 400 Series Folding Chairs ..... BW
- 600 Series Folding Chairs ..... BW
- 600 Series Stools ..... BW
- Affina Collection ..... HN
- Altus Task Chairs ..... GB
- Apply Stack Chairs ..... GB
- Auditorium Folding Chairs ..... BW
- Calida Lounge Seating ..... HN
- Diem Task Chairs ..... OM
- Doni Collection ..... GB
- FourC Seating ..... GB
- Gladly Lounge Seating ..... VQ
- Grazie Seating ..... GB
- Hiatus Sleeper Bench ..... HN
- Hub Modular Lounge Seating ..... HN
- Impress Task Chairs ..... OM
- Impress Ultra Task Chairs ..... OM
- Jessa Lounge Seating ..... HN
- Jubilee Lounge Seating ..... VQ
- Katera Guest Chair ..... GB
- Kurv Benches ..... HN
- LaResta Day Beds ..... HN
- LimeLite ..... GB
- Lyra Lounge Seating ..... HN
- Maestro Stack Chairs ..... GB
- Matrix Stack Chairs ..... GB
- Medical & Laboratory Stools ..... OM
- MyPlace Lounge Seating ..... HN
- MyWay Seating ..... HN
- Oath Task Chairs and Stools ..... GB
- Opt4 ..... GB
- Pilot Task Chairs ..... OM
- Promenade Seating System ..... BW
- Ruckus ..... GB
- Sela Lounge Seating ..... HN
- Sift Task Chairs ..... GB
- Signia Task Chairs and Stools ..... OM
- Soltice Metal Collection ..... HN
- Soltice Multiple, Healthcare & Guest ..... HN
- Soltice II Healthcare Seating ..... HN
- Strive Multiple, Stack & Task ..... GB
- Sway ..... BW
- Tattoo ..... HN
- Torsion-on-the-Go! Nesting Chairs ..... GB
- Torsion Air Stack and Task Seating ..... GB
- Zoetry ..... HN

KI Manufacturing Sites - Customer's Own Material Shipment Manufacturing Site Addresses

BW
KI Bonduel
Attn: COM Storage
204 West South St.
Bonduel, WI 54107

HN
KI High Point
Attn: COM Storage
217 Feld Avenue
High Point, NC 27263

MN
KI Manitowoc
Attn: COM Storage
1400 S. 41st St.
Manitowoc, WI 54220

VQ
KI
Attn: COM Fabrics
6892 Marlin Circle
La Palma, CA 90623

GB
KI Green Bay
Attn: COM Storage
1687 Westminster Drive - Gate 3
Green Bay, WI 54302

KP
KI Pembroke
Attn: COM Storage
1000 Olympic Dr.
Pembroke, Ontario K8A6X7

OM
KI
Attn: COM Storage
1110 S. Mildred Ave.
Ontario, CA 91761

© 2022 Krueger International Inc. All Rights reserved. Code KI-FF-000059/KI/PDF/0822

Ordering COM, COL and COV
Information

Ordering COM, COL and COV
Information

Tile Size	Actual Cut-Size	54" Non-Directional	54" Directional	66" Non-Directional	66" Directional
12 x 12	16 x 16	0.148	0.148	0.111	0.111
12 x 18	16 x 22	0.204	0.204	0.153	0.153
12 x 24	16 x 28	0.259	0.259	0.194	0.194
12 x 30	16 x 34	0.315	0.315	0.236	0.326
12 x 36	16 x 40	0.370	0.370	0.278	0.278
12 x 42	16 x 46	0.426	0.426	0.319	0.319
12 x 48	16 x 52	0.481	0.481	0.361	0.361
12 x 54	16 x 58	0.537	0.537	0.403	0.403
12 x 60	16 x 64	0.593	0.593	0.444	0.444
12 x 66	16 x 70	0.648	0.648	0.486	0.486
12 x 72	16 x 76	0.704	0.704	0.528	0.528
12 x 78	16 x 82	0.759	0.759	0.569	0.569
18 x 12	22 x 16	0.222	0.222	0.148	0.148
18 x 18	22 x 22	0.306	.0306	0.204	0.204
18 x 24	22 x 28	0.389	0.389	0.259	0.259
18 x 30	22 x 34	0.472	0.472	0.315	0.315
18 x 36	22 x 40	0.556	0.556	0.370	0.370
18 x 42	22 x 46	0.639	0.639	0.426	0.426
18 x 48	22 x 52	0.722	0.722	0.481	0.481
18 x 54	22 x 58	0.806	0.806	0.537	0.537
18 x 60	22 x 64	0.889	0.889	0.593	0.593
18 x 66	22 x 70	0.972	0.972	0.648	0.648
18 x 72	22 x 76	1.056	1.056	0.704	0.704
18 x 78	22 x 82	1.139	1.139	0.759	0.759
24 x 12	28 x 16	0.444	0.444	0.222	0.222
24 x 18	28 x 22	0.611	0.611	0.306	0.306
24 x 24	28 x 28	0.778	0.778	0.389	0.389
24 x 30	28 x 34	0.944	0.944	0.472	0.472
24 x 36	28 x 40	1.111	1.111	0.556	0.556
24 x 42	28 x 46	1.278	1.278	0.639	0.639
24 x 48	28 x 52	1.444	1.444	0.722	0.722
24 x 54	28 x 58	1.611	1.611	0.806	0.806
24 x 60	28 x 64	1.778	1.778	0.889	0.889
24 x 66	28 x 70	1.944	1.944	0.972	0.972
24 x 72	28 x 76	2.111	2.111	1.056	1.056
24 x 78	28 x 82	2.278	2.278	1.139	1.139
30 x 12	34 x 16	0.444	0.444	0.444	0.444
30 x 18	34 x 22	0.611	0.611	0.611	0.611
30 x 24	34 x 28	0.778	0.778	0.778	0.778
30 x 30	34 x 34	0.944	0.944	0.944	0.944
30 x 36	34 x 40	1.111	1.111	1.111	1.111
30 x 42	34 x 46	1.278	1.278	1.278	1.278
30 x 48	34 x 52	1.444	1.444	1.444	1.444
30 x 54	34 x 58	1.611	1.611	1.611	1.611
30 x 60	34 x 64	1.778	1.778	1.778	1.778
30 x 66	34 x 70	1.944	1.944	1.944	1.944
30 x 72	34 x 76	2.111	2.111	2.111	2.111
30 x 78	34 x 82	2.278	2.278	2.278	2.278
36 x 12	40 x 16	0.444	0.444	0.444	0.444
36 x 18	40 x 22	0.611	0.611	0.611	0.611
36 x 24	40 x 28	0.778	0.778	0.778	0.778
36 x 30	40 x 34	0.944	0.944	0.944	0.944
36 x 36	40 x 40	1.111	1.111	1.111	1.111
36 x 42	40 x 46	1.278	1.278	1.278	1.278
36 x 48	40 x 52	1.444	1.444	1.444	1.444
36 x 54	40 x 58	1.611	1.611	1.611	1.611
36 x 60	40 x 64	1.778	1.778	1.778	1.778
36 x 66	40 x 70	1.944	1.944	1.944	1.944
36 x 72	40 x 76	2.111	2.111	2.111	2.111
36 x 78	40 x 82	2.278	2.278	2.278	2.278

Tile Size	Actual Cut-Size	54" Non-Directional	54" Directional	66" Non-Directional	66" Directional
42 x 12	46 x 16	0.444	0.444	0.444	0.444
42 x 18	46 x 22	0.611	0.611	0.611	0.611
42 x 24	46 x 28	0.778	0.778	0.778	0.778
42 x 30	46 x 34	0.944	0.944	0.944	0.944
42 x 36	46 x 40	1.111	1.111	1.111	1.111
42 x 42	46 x 46	1.278	1.278	1.278	1.278
42 x 48	46 x 52	1.444	1.444	1.444	1.444
42 x 54	46 x 58	1.611	1.611	1.611	1.611
42 x 60	46 x 64	1.778	1.778	1.778	1.778
42 x 66	46 x 70	1.944	1.944	1.944	1.944
42 x 72	46 x 76	2.111	2.111	2.111	2.111
42 x 78	46 x 82	2.278	2.278	2.278	2.278
48 x 12	52 x 16	0.444	0.444	0.444	0.444
48 x 18	52 x 22	0.611	0.611	0.611	0.611
48 x 24	52 x 28	0.778	0.778	0.778	0.778
48 x 30	52 x 34	0.944	0.944	0.944	0.944
48 x 36	52 x 40	1.111	1.111	1.111	1.111
48 x 42	52 x 46	1.278	1.278	1.278	1.278
48 x 48	52 x 52	1.444	1.444	1.444	1.444
48 x 54	52 x 58	1.611	1.611	1.611	1.611
48 x 60	52 x 64	1.778	1.778	1.778	1.778
48 x 66	52 x 70	1.944	1.944	1.944	1.944
48 x 72	52 x 76	2.111	2.111	2.111	2.111
48 x 78	52 x 82	2.278	2.278	2.278	2.278
54 x 12	58 x 16			0.444	0.444
54 x 18	58 x 22			0.611	0.611
54 x 24	58 x 28			0.778	0.778
54 x 30	58 x 34			0.944	0.944
54 x 36	58 x 40			1.111	1.111
54 x 42	58 x 46			1.278	1.278
54 x 48	58 x 52			1.444	1.444
54 x 54	58 x 58			1.611	1.611
54 x 60	58 x 64			1.778	1.778
54 x 66	58 x 70			1.944	1.944
54 x 72	58 x 76			2.111	2.111
54 x 78	58 x 82			2.278	2.278
60 x 12	64 x 16			0.444	0.444
60 x 18	64 x 22			0.611	0.611
60 x 24	64 x 28			0.778	0.778
60 x 30	64 x 34			0.944	0.944
60 x 36	64 x 40			1.111	1.111
60 x 42	64 x 46			1.278	1.278
60 x 48	64 x 52			1.444	1.444
60 x 54	64 x 58			1.611	1.611
60 x 60	64 x 64			1.778	1.778
60 x 66	64 x 70			1.944	1.944
60 x 72	64 x 76			2.111	2.111
60 x 78	64 x 82			2.278	2.278
PRTU	**(Raceway Tiles)**				
12 x 12	18 x 18	0.167	0.167	0.167	0.167
18 x 12	24 x 18	0.250	0.250	0.250	0.250
24 x 12	30 x 18	0.500	0.500	0.250	0.250
30 x 12	36 x 18	0.500	0.500	0.500	0.500
36 x 12	42 x 18	0.500	0.500	0.500	0.500
42 x 12	48 x 18	0.500	0.500	0.500	0.500
48 x 12	54 x 18	0.500	0.500	0.500	0.500
54 x 12	60 x 18			0.500	0.500
60 x 12	66 x 18			0.500	0.500

Tile Size	Actual Cut-Size	54" Non-Directional	54" Directional	66" Non-Directional	66" Directional
TB	**(Tackboards)**				
24 x 12	30 x 18	0.500	0.500	0.250	0.250
30 x 12	36 x 18	0.500	0.500	0.500	0.500
36 x 12	42 x 18	0.500	0.500	0.500	0.500
42 x 12	48 x 18	0.500	0.500	0.500	0.500
48 x 12	54 x 18	0.500	0.500	0.500	0.500
54 x 12	60 x 18			0.500	0.500
60 x 12	66 x 18			0.500	0.500
24 x 16	30 x 22	0.611	0.611	0.306	0.306
30 x 16	36 x 22	0.611	0.611	0.611	0.611
36 x 16	42 x 22	0.611	0.611	0.611	0.611
42 x 16	48 x 22	0.611	0.611	0.611	0.611
48 x 16	54 x 22	0.611	0.611	0.611	0.611
54 x 16	60 x 22			0.611	0.611
60 x 16	66 x 22			0.611	0.611
24 x 30	30 x 36	1.000	1.000	0.500	0.500
30 x 30	36 x 36	1.000	1.000	1.000	1.000
36 x 30	42 x 36	1.000	1.000	1.000	1.000
42 x 30	48 x 36	1.000	1.000	1.000	1.000
48 x 30	54 x 36	1.000	1.000	1.000	1.000
54 x 30	60 x 36			1.000	1.000
60 x 30	66 x 36			1.000	1.000
24 x 48	30 x 54	1.500	1.500	0.750	0.750
30 x 48	36 x 54	1.500	1.500	1.500	1.500
36 x 48	42 x 54	1.500	1.500	1.500	1.500
42 x 48	48 x 54	1.500	1.500	1.500	1.500
48 x 48	54 x 54	1.500	1.500	1.500	1.500
54 x 48	60 x 54			1.500	1.500
60 x 48	66 x 54			1.500	1.500
PRDF	**(Overhead Cabinet)**				
24	30 x 22	0.611	0.611	0.306	0.306
30	36 x 22	0.611	0.611	0.611	0.611
36	42 x 22	0.611	0.611	0.611	0.611
42	48 x 22	0.611	0.611	0.611	0.611
48	54 x 22	0.611	0.611	0.611	0.611
54	60 x 22			0.611	0.611
60	66 x 22			0.611	0.611
UTHF	**(Universal Trim Height Change)**				
6	6 x 8	0.025	0.025	0.020	0.020
12	6 x 14	0.043	0.043	0.035	0.035
18	6 x 20	0.062	0.062	0.051	0.051
24	6 x 26	0.080	0.080	0.066	0.066
30	6 x 32	0.099	0.099	0.081	0.081
36	6 x 38	0.117	0.117	0.096	0.096
42	6 x 44	0.136	0.136	0.111	0.111
48	6 x 50	0.154	0.154	0.126	0.126
54	6 x 56	0.173	0.173	0.141	0.141
UTFF	**(Universal Trim Full Height)**				
12	6 x 14	0.043	0.043	0.035	0.035
18	6 x 20	0.062	0.062	0.051	0.051
24	6 x 26	0.080	0.080	0.066	0.066
30	6 x 32	0.099	0.099	0.081	0.081
36	6 x 38	0.117	0.117	0.096	0.096
42	6 x 44	0.136	0.136	0.111	0.111
48	6 x 50	0.154	0.154	0.126	0.126
54	6 x 56	0.173	0.173	0.141	0.141
60	6 x 62	0.191	0.191	0.157	0.157
72	6 x 74	0.228	0.228	0.187	0.187

WireWorks®
Product Color Options

Panels/Doors - Trim Color

Black	BL
Blue Grey	GR
Cool Grey	CG
Light Tone	LG
Misty Brown	MY
Sand	SA
Starlight Silver Metallic	SX
Warm Grey	WG

Starlight Silver is available at an upcharge on aluminum trim pieces only.

The door edge is only available in Black (BL), Blue Grey (GR), Light Tone (LG), Sand (SA), and Warm Grey (WG). When trim colors of Cool Grey (CG) and Misty Brown (MY) are specified, the door trim color will be Warm Grey (WG).

Panels/Doors - Glass Color

Tinted/Bronze	BRZ
Clear	GLA
White laminate	GLC

Glass color selection available on glazed panels only.

Doors/Worksurfaces/Universal & Balance® Overhead/120° Worksurfaces/Worksurface Accessories - Surface Finish-Laminate

Belair	LBQ
Biltmore Cherry	LBT
Black	LBK
Brighton Walnut	LBW
Canyon Zephyr	LCA
Castle Oak	LCO
Casual Linen	LCU
Cherry Storm	LCX
Classic Linen	LCI
Cloud Zephyr	LCL
Cocobala	LCC
Crisp Linen	LRI
Desert Zephyr	LDZ
Dove Grey	LDG
Fired Steel	LIL
Flax Linen	LXF
Florence Walnut	LFC
Forged Steel	LOL
Friston Ash	LFH
Frosty White	LFW
Graphite Nebula	LGN
Grey	LGE
High Rise	LHE
Hollyberry	LHY
Irish Linen	LIH
Island	LID
Italian Silver Ash	LIT
Kensington Maple	LKM
Lapis Blue	LLB
Markerboard White	LMK
Misted Zephyr	LMR
Monticello Maple	LMT
Nickel Evolv	LNV
North Sea	LNA
Ocean	LON
Pearl Bisque	LPB
Pearl Silver	LPS
Pressed Linen	LPR
River Cherry	LRY
Rugged Linen	LRG
Satin Stainless	LSS
Shadow Zephyr	LSR
Silicon evolv	LSV
Sterling Ash	LAZ
Tailored Linen	LTL
Titanium evolv	LTV
White Nebula	LWL
White Sand	LWN
Windsor Mahogany	LWY

Preconfigured Intersections - Trim Color

Black	BL
Blue Grey	GR
Cool Grey	CG
Light Tone	LG
Misty Brown	MY
Sand	SA
Starlight Silver Metallic	SX
Warm Grey	WG

Starlight Silver is available at an upcharge on aluminum trim pieces only.

Electrical - Trim Color

Black	BL
Blue Grey	GR
Cool Grey	CG
Light Tone	LG
Misty Brown	MY
Sand	SA
Starlight Silver Metallic	SX
Warm Grey	WG

Trim color includes electrical bezel and worksurface edge (BN and 74P edge styles), grommet and support bracket color.

Electrical - Receptacle Color & Plastic Trim - Trim Color

Black	BL
Blue Grey	GR
Cool Grey	CG
Light Tone	LG
Misty Brown	MY
Sand	SA
Warm Grey	WG

Electrical - Exposed Infeed Coating

Black	BL
Blue Grey	GR
Cool Grey	CG
Light Tone	LG
Misty Brown	MY
Sand	SA
Warm Grey	WG

Worksurface/Universal Overhead - Veneer Wood Finish & Wood Edge Finish Laminate & Veneer

Cherry Storm on Maple	MCX
Cinnamon on Maple	MCN
Cocoa on Maple	MCA
Florence Walnut on Maple	MFC
Kensington Maple on Maple	MMA
Monticello Maple on Maple	MMT
River Cherry on Maple	MRY

Worksurfaces - Trim Color

Black	BL
Blue Grey	GR
Bronze Metallic	ZM
Cayenne	CY
Champagne Metallic	CM
Cool Grey	CG
Cottonwood	CO
Espresso Metallic	EX
Flannel	FN
Light Tone	LG
Misty Brown	MY
Nordic	ND
Sand	SA
Starlight Silver	SX
Warm Grey	WG

Trim color is support bracket color.

Worksurfaces - Grommet Color

Black grommet	GBL
Blue Grey grommet	GGR
Cool Grey grommet	GCG
Light Tone grommet	GLG
Misty Brown grommet	GMY
Sand grommet	GSA
Warm Grey grommet	GWG

Includes Countertops with Notch Location.

Worksurfaces - Edge Color for BN Edge

Black	EBL
Blue Grey	EGR
Cool Grey	ECG
Flannel	EFN
Frosty White	EFW
Light Tone	ELG
Misty Brown	EMY
Sand	ESA
Sterling Ash	EAZ
Warm Grey	EWG

Worksurfaces - Edge Color for 74P & KN Edge

Belair	EBQ
Biltmore Cherry	EBT
Black	EBL
Blue Grey	EGR
Brighton Walnut	EBW
Castle Oak	ECO
Cherry Storm	ECX
Cocobala	ECC
Cool Grey	ECG
Earthen Clay	EEY
Everglade Shade	EEV
Flannel	EFN
Florence Walnut	EFC
Friston Ash	EFH
Frosty White	EFW
Hazy Jade	EHJ
Italian Silver Ash	EIT
Kensington Maple	EKM
Light Tone	ELG
Misty Brown	EMY
Monticello Maple	EMT
Multiplex	EMB
River Cherry	ERY
Sand	ESA
Sterling Ash	EAZ
Twilight Shadow	ETI
Warm Grey	EWG
Windsor Mahogany	EWY

Universal Overhead - Paint Color

Black	BL/HBL
Blue Grey	GR/HGR
Bronze Metallic	ZM/HBL
Cayenne	CY/HBL
Champagne Metallic	CM/HLG
Cool Grey	CG/PCG
Cottonwood	CO/HSA
Espresso Metallic	EX/HBL
Flannel	FN/HBL
Light Tone	LG/HLG
Misty Brown	MY/PMY
Nordic	ND/HBL
Sand	SA/HSA
Starlight Silver Metallic	SX/HWG
Warm Grey	WG/HWG

Metallic paint is available at an upcharge on aluminum trim pieces only.

Universal Overhead Door Handles are plastic. The plastic trim color is automatically coordinated with the paint color:
Black, Bronze Metallic, Cayenne, Espresso Metallic, Flannel, and Nordic paints will have Black plastic trim.
Blue Grey paint will have Blue Grey plastic trim.
Champagne Metallic and Light Tone, paints will have Light Tone plastic trim.
Cool Grey paint will have Cool Grey plastic trim.
Cottonwood and Sand will have Sand plastic trim.
Misty Brown paint will have Misty Brown plastic trim.
Starlight Silver Metallic and Warm Grey paints will have Warm Grey plastic trim.

Universal Overhead - Accessories Color

Black	BL
Blue Grey	GR
Cool Grey	CG
Light Tone	LG
Misty Brown	MY
Sand	SA
Warm Grey	WG

Balance® Overhead - Cabinet Paint Color

Black	BL
Blue Grey	GR
Bronze Metallic	ZM
Cayenne	CY
Champagne Metallic	CM
Cool Grey	CG
Cottonwood	CO
Earthen Clay	EY
Espresso Metallic	EX
Everglade Shade	EV
Flannel	FN
Glitz Metallic	GZ
Hazy Jade	HJ
Honey Bee	HY
Light Tone	LG
Mardi Gras	MG
Misty Brown	MY
Nemo	NE
Nordic	ND
Purple Haze	PH
Rubber Ducky	RK
Sand	SA
Starlight Silver Metallic	SX
Surf's Up	SP
Twilight Shadow	TI
Ultra Blue	UB
Warm Grey	WG
Zesty Lime	ZL

Balance® Overhead - Upper Door Solid Color

Black	UBL
Blue Grey	UGR
Cool Grey	UCG
Light Tone	ULG
Misty Brown	UMY
Sand	USA
Translucent	UTR
Warm Grey	UWG

WireWorks®
Product Color Options

Balance® Overhead - Shelf Divider Paint Color

Black	BL
Blue Grey	GR
Cool Grey	CG
Light Tone	LG
Misty Brown	MY
Sand	SA
Warm Grey	WG

Accessories-Paper Management - Trim Color

Black	BL
Blue Grey	GR
Clear	CL
Cool Grey	CG
Light Tone	LG
Misty Brown	MY
Sand	SA
Warm Grey	WG

The Clear (CL) color option is only available on Paper Management item PPFH, PPLL, PPDS, PPPVS, PPTC, PPDH, PPAT AND PPPC.

Flat Aluminum Trim - Trim Color

Black	BL
Blue Grey	GR
Bronze Metallic	ZM
Champagne Metallic	CM
Cool Grey	CG
Cottonwood	CO
Earthen Clay	EY
Espresso Metallic	EX
Flannel	FN
Light Tone	LG
Misty Brown	MY
Sand	SA
Starlight Silver Metallic	SX
Warm Grey	WG

120° Worksurfaces/Worksurface Accessories - Trim Color

Black	BL
Blue Grey	GR
Cool Grey	CG
Light Tone	LG
Misty Brown	MY
Sand	SA
Starlight Silver Metallic	SX
Warm Grey	WG

Starlight Silver is available at an upcharge on aluminum trim pieces only.

Lock Color

Black	BLL
Satin Chrome	SCL

Fabric Panel - Tackable Acoustic - 3/4” Thick Tiles

Face Styles

Fabric Panel - Tackable Acoustic - 3/4” Thick Tiles

Face Styles

Face Style: Monolithic

Basic Model: PMMA

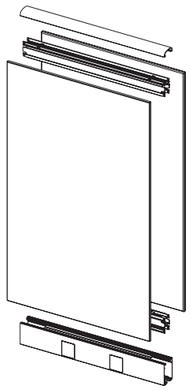

Monolithic panels consist of a single tile. Base is 6". Panel thickness: 3½".

The ¾" Tackable/Acoustic tile consists of a ½" thick mineral board core with a ¼" thick fiberglass overlay.
Each tile is framed on all four sides with steel. Fabric is glued to the steel frame on the back of the tile.

STANDARD PANEL SIZES (Fabric–Acoustic)

	12" W	18" W	24" W	30" W	36" W	42" W	48" W	54" W	60" W	Side 1 Number of 12" Fabric Tiles	Side 2 Number of 12" Fabric Tiles
30" H	•	•	•	•	•	•	•	•	•	N/A	N/A
42" H	•	•	•	•	•	•	•	•	•	N/A	N/A
54" H	•	•	•	•	•	•	•	•	•	N/A	N/A
66" H	•	•	•	•	•	•	•	•	•	N/A	N/A
84" H	•	•	•	•	•	•	•	•	•	N/A	N/A

Face Style: Half Segmented

Basic Model: PHHA

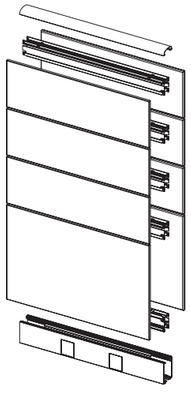

Half Segmented panels consist of the following: 24" fabric tile on bottom, 12" segmented tiles on top.
Quantity of 12" tiles is dependent upon panel height. Base is 6". Panel thickness: 3½".
*84" high panels include one 18" tile on top.

The ¾" Tackable/Acoustic tile consists of a ½" thick mineral board core with a ¼" thick fiberglass overlay.
Each tile is framed on all four sides with steel. Fabric is glued to the steel frame on the back of the tile.

STANDARD PANEL SIZES (Fabric–Acoustic)

	12" W	18" W	24" W	30" W	36" W	42" W	48" W	54" W	60" W	Side 1 Number of 12" Fabric Tiles	Side 2 Number of 12" Fabric Tiles
30" H	N/A	N/A	N/A	N/A	N/A	N/A	N/A	N/A	N/A	N/A	N/A
42" H	•	•	•	•	•	•	•	•	•	1	1
54" H	•	•	•	•	•	•	•	•	•	2	2
66" H	•	•	•	•	•	•	•	•	•	3	3
84" H	•	•	•	•	•	•	•	•	•	3*	3*

Face Style: Fully Segmented

Basic Model: PFFA

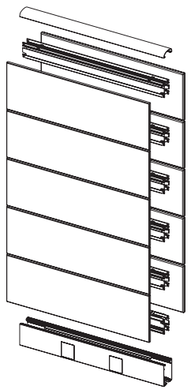

Fully Segmented panels consist of the following: Fabric tiles in 12" increments on both sides.
Quantity of 12" tiles is dependent upon panel height. Base is 6". Panel thickness: 3½".
*84" high panels include one 18" tile on top.

The ¾" Tackable/Acoustic tile consists of a ½" thick mineral board core with a ¼" thick fiberglass overlay.
Each tile is framed on all four sides with steel. Fabric is glued to the steel frame on the back of the tile.

STANDARD PANEL SIZES (Fabric–Acoustic)

	12" W	18" W	24" W	30" W	36" W	42" W	48" W	54" W	60" W	Side 1 Number of 12" Fabric Tiles	Side 2 Number of 12" Fabric Tiles
30" H	•	•	•	•	•	•	•	•	•	2	2
42" H	•	•	•	•	•	•	•	•	•	3	3
54" H	•	•	•	•	•	•	•	•	•	4	4
66" H	•	•	•	•	•	•	•	•	•	5	5
84" H	•	•	•	•	•	•	•	•	•	5	5*

Face Style: Monolithic/ Half Segmented

Basic Model: PMHA

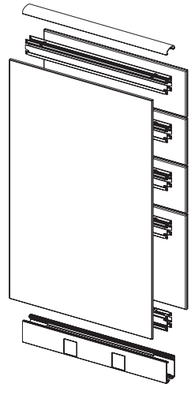

Monolithic/Half Segmented panels consist of the following: Single tile on side one;
a 24" fabric tile on the bottom and 12" segmented tiles on top of side two.
Quantity of 12" segmented tiles is dependent upon panel height. Base is 6". Panel thickness: 3½".
*84" high panels include one 18" tile on top.

The ¾" Tackable/Acoustic tile consists of a ½" thick mineral board core with a ¼" thick fiberglass overlay.
Each tile is framed on all four sides with steel. Fabric is glued to the steel frame on the back of the tile.

STANDARD PANEL SIZES (Fabric–Acoustic)

	12" W	18" W	24" W	30" W	36" W	42" W	48" W	54" W	60" W	Side 1 Number of 12" Fabric Tiles	Side 2 Number of 12" Fabric Tiles
30" H	N/A	N/A	N/A	N/A	N/A	N/A	N/A	N/A	N/A	N/A	N/A
42" H	•	•	•	•	•	•	•	•	•	N/A	1
54" H	•	•	•	•	•	•	•	•	•	N/A	2
66" H	•	•	•	•	•	•	•	•	•	N/A	3
84" H	•	•	•	•	•	•	•	•	•	N/A	3*

Fabric Panel - Tackable Acoustic - 3/4” Thick Tiles

Face Styles

Fabric Panel - Tackable Acoustic - 3/4” Thick Tiles

Face Styles

Face Style: Monolithic/ Fully Segmented

Basic Model: PMFA

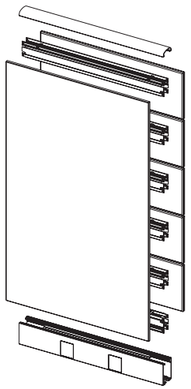

Monolithic/Fully Segmented panels consist of the following: Single tile on side one;
12" segmented tiles on side two. Quantity of 12" segmented tiles is dependent upon panel height.
Base is 6". Panel thickness: 3 1/2".
*84" high panels include one 18" tile on top.

The 3/4" Tackable/Acoustic tile consists of a 1/2" thick mineral board core with a 1/4" thick fiberglass overlay.
Each tile is framed on all four sides with steel. Fabric is glued to the steel frame on the back of the tile.

STANDARD PANEL SIZES (Fabric–Acoustic)

	12" W	18" W	24" W	30" W	36" W	42" W	48" W	54" W	60" W	Side 1 Number of 12" Fabric Tiles	Side 2 Number of 12" Fabric Tiles
30" H	•	•	•	•	•	•	•	•	•	N/A	2
42" H	•	•	•	•	•	•	•	•	•	N/A	3
54" H	•	•	•	•	•	•	•	•	•	N/A	4
66" H	•	•	•	•	•	•	•	•	•	N/A	5
84" H	•	•	•	•	•	•	•	•	•	N/A	5*

Face Style: Half Segmented/ Fully Segmented

Basic Model: PHFA

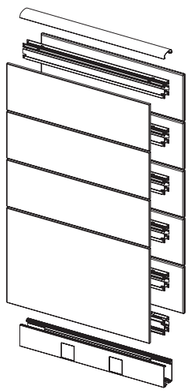

Half Segmented/Fully Segmented panels consist of the following: 24" fabric tile on bottom and
12" segmented tiles on top of side one. 12" segmented fabric tiles on side two.
Quantity of 12" segmented tiles is dependent upon panel height.
Base is 6". Panel thickness: 3 1/2".
*84" high panels include one 18" tile on top.

The 3/4" Tackable/Acoustic tile consists of a 1/2" thick mineral board core with a 1/4" thick fiberglass overlay.
Each tile is framed on all four sides with steel. Fabric is glued to the steel frame on the back of the tile.

STANDARD PANEL SIZES (Fabric–Acoustic)

	12" W	18" W	24" W	30" W	36" W	42" W	48" W	54" W	60" W	Side 1 Number of 12" Fabric Tiles	Side 2 Number of 12" Fabric Tiles
30" H	N/A	N/A	N/A	N/A	N/A	N/A	N/A	N/A	N/A	N/A	N/A
42" H	•	•	•	•	•	•	•	•	•	1	3
54" H	•	•	•	•	•	•	•	•	•	2	4
66" H	•	•	•	•	•	•	•	•	•	3	5
84" H	•	•	•	•	•	•	•	•	•	3*	5*

Fabric Panel - Tackable Acoustic - 3/4" Thick Tiles

Monolithic Panel

Fabric Panel - Tackable Acoustic - 3/4" Thick Tiles
Monolithic Panel

	MODEL	W x H	MODEL NUMBER: Basic Model	Electrical Code	Horizontal Rail	Trim Color	Fabric Side 1	Fabric Side 2	Approx. Packaged Weight	Delivered Pricing Fabric Grade 1 & C.O.M.	Delivered Pricing Fabric Grade 2	Delivered Pricing Fabric Grade 3 & Pallas Vertical Fabric Grade PV	Delivered Pricing Pallas Vertical Fabric Grade PV1	Delivered Pricing Pallas Vertical Fabric Grade PV2	Enhanced Horizontal Rail	Metallic Paint add to list price
	**Monolithic Panel - 30"H** • Two horizontal rails • Two fabric tiles with mounting hooks • One base/raceway consisting of a raceway pan and two doors • One rounded satin-textured polypropylene top cap with splice plate • Order power separately • Order vertical posts separately • SX Starlight Silver finish is only offered on flat aluminum trim	12 x 30"	PMMA1230	□□	□	□□	□□□□	□□□□	14.0#	$ 339	$ 353	$ 369	$ 379	$ 415	$ 65	$ 42
		18 x 30"	PMMA1830	□□	□	□□	□□□□	□□□□	20.0#	381	398	421	430	465	68	43
		24 x 30"	PMMA2430	□□	□	□□	□□□□	□□□□	25.0#	452	467	497	505	551	71	49
		30 x 30"	PMMA3030	□□	□	□□	□□□□	□□□□	30.0#	502	524	551	568	617	87	64
		36 x 30"	PMMA3630	□□	□	□□	□□□□	□□□□	36.0#	541	565	592	609	663	95	67
		42 x 30"	PMMA4230	□□	□	□□	□□□□	□□□□	41.0#	620	648	686	699	756	108	80
		48 x 30"	PMMA4830	□□	□	□□	□□□□	□□□□	46.0#	668	700	736	753	813	121	84
		54 x 30"	PMMA5430	□□	□	□□	□□□□	□□□□	52.0#	714	751	784	803	865	132	90
		60 x 30"	PMMA6030	□□	□	□□	□□□□	□□□□	58.0#	781	817	858	874	950	143	115
PMMA																
	Monolithic Panel - 42"H	12 x 42"	PMMA1242	□□	□	□□	□□□□	□□□□	18.0#	$ 403	$ 424	$ 442	$ 453	$ 486	$ 65	$ 42
PMMA		18 x 42"	PMMA1842	□□	□	□□	□□□□	□□□□	24.0#	461	482	503	523	561	68	43
		24 x 42"	PMMA2442	□□	□	□□	□□□□	□□□□	30.0#	503	525	552	569	618	71	49
		30 x 42"	PMMA3042	□□	□	□□	□□□□	□□□□	36.0#	603	627	666	678	736	87	64
		36 x 42"	PMMA3642	□□	□	□□	□□□□	□□□□	42.0#	678	713	748	764	828	95	67
		42 x 42"	PMMA4242	□□	□	□□	□□□□	□□□□	51.0#	756	794	834	860	920	108	80
		48 x 42"	PMMA4842	□□	□	□□	□□□□	□□□□	53.0#	779	815	855	871	945	121	84
		54 x 42"	PMMA5442	□□	□	□□	□□□□	□□□□	60.0#	817	860	900	920	995	132	90
		60 x 42"	PMMA6042	□□	□	□□	□□□□	□□□□	67.0#	878	920	968	995	1076	143	115
	Monolithic Panel - 54"H	12 x 54"	PMMA1254	□□	□	□□	□□□□	□□□□	21.0#	$ 447	$ 466	$ 496	$ 503	$ 549	$ 65	$ 42
PMMA		18 x 54"	PMMA1854	□□	□	□□	□□□□	□□□□	30.0#	523	542	569	591	640	68	43
		24 x 54"	PMMA2454	□□	□	□□	□□□□	□□□□	35.0#	602	626	664	676	735	71	49
		30 x 54"	PMMA3054	□□	□	□□	□□□□	□□□□	41.0#	695	727	765	787	845	87	64
		36 x 54"	PMMA3654	□□	□	□□	□□□□	□□□□	48.0#	754	791	829	855	917	95	67
		42 x 54"	PMMA4254	□□	□	□□	□□□□	□□□□	54.0#	859	899	940	972	1049	108	80
		48 x 54"	PMMA4854	□□	□	□□	□□□□	□□□□	61.0#	897	940	982	1013	1092	121	84
		54 x 54"	PMMA5454	□□	□	□□	□□□□	□□□□	68.0#	990	1041	1094	1120	1213	132	90
		60 x 54"	PMMA6054	□□	□	□□	□□□□	□□□□	75.0#	1058	1110	1161	1193	1290	143	115
				Ⓐ	Ⓑ	Ⓒ	Ⓓ	Ⓔ	Ⓕ							

HOW TO ORDER

Indicate the following information on order form:
1. Quantity of each item.
2. Model number, including options. See "How To Build a Model Number".
3. Any special service required.

Note: • The □ indicates that a choice is required.
- The absence of the □ indicates that no choice is required.
- Alpha-numeric characters in place of □ indicate that no other alternatives are available.

HOW TO BUILD A MODEL NUMBER

Ⓐ Select basic model.

Ⓑ Select electrical code for base raceway.

CN	- Chicago, no cutouts
C1	- Chicago, 1 side w/cutouts
CP	- Chicago, 2 sides w/cutouts
DN	- Domestic, no cutouts
D1	- Domestic, 1 side w/cutouts
D	- Domestic, 2 sides w/cutouts

Ⓒ Select horizontal rail.

E	- Enhanced
S	- Standard

Ⓓ Select trim color.
Refer to the **Product Color Options** page in this price list.
SX Starlight Silver finish is only offered on flat aluminum trim.

Ⓔ Select fabric side 1.
Refer to **ki.com/fabrics**

Ⓕ Select fabric side 2.
Refer to **ki.com/fabrics**

FINISH INFORMATION

Additional Laminate Offering

Additional laminates beyond KI standard offering, are available with two weeks extended leadtime. To specify additional laminates, use these designators followed by the supplier's color/pattern code:

Formica - LF/supplier's color pattern code
Nevamar - LN/supplier's color pattern code
Wilsonart - LW/supplier's color pattern code

KI's standard laminate finish is the supplier's recommended finish for that color/pattern.
Note: Nonstandard laminates from these suppliers (example: textured laminates) require a Product Modification Request.
Contact customer service for details.

SPECIAL SERVICES

Special Carton Marking

With specially marked information	N/C

Shipping

Ships **knocked down, FOB Manitowoc, WI 54220, freight prepaid.** Freight class 70.

Specifications and prices are subject to change without prior notice.

Fabric Panel - Tackable Acoustic - 3/4" Thick Tiles

Monolithic Panel

Fabric Panel - Tackable Acoustic - 3/4" Thick Tiles
Monolithic Panel

	MODEL	W x H	MODEL NUMBER Basic Model	Electrical Code	Horizontal Rail	Trim Color	Fabric Side 1	Fabric Side 2	Approx. Packaged Weight	Delivered Pricing Fabric Grade 1 & C.O.M.	Delivered Pricing Fabric Grade 2	Delivered Pricing Fabric Grade 3 & Pallas Vertical Fabric Grade PV	Delivered Pricing Pallas Vertical Fabric Grade PV1	Delivered Pricing Pallas Vertical Fabric Grade PV2	Enhanced Horizontal Rail	Metallic Paint add to list price
	**Monolithic Panel - 66"H** • Two horizontal rails • Two fabric tiles with mounting hooks • One base/raceway consisting of a raceway pan and two doors • One rounded satin-textured polypropylene top cap with splice plate • Order power separately • Order vertical posts separately • SX Starlight Silver finish is only offered on flat aluminum trim	12 x 66"	PMMA1266	☐☐	☐	☐☐	☐☐☐☐	☐☐☐☐	25.0#	$ 501	$ 523	$ 549	$ 567	$ 616	$ 65	$ 42
		18 x 66"	PMMA1866	☐☐	☐	☐☐	☐☐☐☐	☐☐☐☐	32.0#	581	603	634	658	708	68	43
		24 x 66"	PMMA2466	☐☐	☐	☐☐	☐☐☐☐	☐☐☐☐	39.0#	634	666	697	718	776	71	49
		30 x 66"	PMMA3066	☐☐	☐	☐☐	☐☐☐☐	☐☐☐☐	47.0#	713	748	783	797	864	87	64
		36 x 66"	PMMA3666	☐☐	☐	☐☐	☐☐☐☐	☐☐☐☐	54.0#	771	811	849	869	938	95	67
		42 x 66"	PMMA4266	☐☐	☐	☐☐	☐☐☐☐	☐☐☐☐	61.0#	914	959	1002	1035	1112	108	80
		48 x 66"	PMMA4866	☐☐	☐	☐☐	☐☐☐☐	☐☐☐☐	68.0#	951	993	1049	1077	1160	121	84
		54 x 66"	PMMA5466	☐☐	☐	☐☐	☐☐☐☐	☐☐☐☐	75.0#	1030	1078	1131	1161	1255	132	90
		60 x 66"	PMMA6066	☐☐	☐	☐☐	☐☐☐☐	☐☐☐☐	84.0#	1112	1168	1225	1255	1355	143	115
PMMA																
	Monolithic Panel - 84"H	12 x 84"	PMMA1284	☐☐	☐	☐☐	☐☐☐☐	☐☐☐☐	30.0#	$ 543	$ 568	$ 597	$ 615	$ 666	$ 65	$ 42
PMMA		18 x 84"	PMMA1884	☐☐	☐	☐☐	☐☐☐☐	☐☐☐☐	38.0#	632	664	695	716	769	68	43
		24 x 84"	PMMA2484	☐☐	☐	☐☐	☐☐☐☐	☐☐☐☐	47.0#	725	761	794	817	874	71	49
		30 x 84"	PMMA3084	☐☐	☐	☐☐	☐☐☐☐	☐☐☐☐	55.0#	779	815	855	871	945	87	64
		36 x 84"	PMMA3684	☐☐	☐	☐☐	☐☐☐☐	☐☐☐☐	63.0#	837	882	919	949	1023	95	67
		42 x 84"	PMMA4284	☐☐	☐	☐☐	☐☐☐☐	☐☐☐☐	71.0#	949	990	1045	1072	1158	108	80
		48 x 84"	PMMA4884	☐☐	☐	☐☐	☐☐☐☐	☐☐☐☐	79.0#	982	1026	1080	1111	1194	121	84
		54 x 84"	PMMA5484	☐☐	☐	☐☐	☐☐☐☐	☐☐☐☐	87.0#	1064	1112	1168	1199	1299	132	90
		60 x 84"	PMMA6084	☐☐	☐	☐☐	☐☐☐☐	☐☐☐☐	97.0#	1147	1200	1264	1293	1399	143	115
				Ⓐ	Ⓑ	Ⓒ	Ⓓ	Ⓔ	Ⓕ							

HOW TO ORDER

Indicate the following information on order form:
1. Quantity of each item.
2. Model number, including options. See "How To Build a Model Number".
3. Any special service required.

Note: • The ☐ indicates that a choice is required.
- The absence of the ☐ indicates that no choice is required.
- Alpha-numeric characters in place of ☐ indicate that no other alternatives are available.

HOW TO BUILD A MODEL NUMBER

Ⓐ Select basic model.

Ⓑ Select electrical code for base raceway.

CN	- Chicago, no cutouts
C1	- Chicago, 1 side w/cutouts
CP	- Chicago, 2 sides w/cutouts
DN	- Domestic, no cutouts
D1	- Domestic, 1 side w/cutouts
D	- Domestic, 2 sides w/cutouts

Ⓒ Select horizontal rail.

E	- Enhanced
S	- Standard

Ⓓ Select trim color.
Refer to the **Product Color Options** page in this price list.
SX Starlight Silver finish is only offered on flat aluminum trim.

Ⓔ Select fabric side 1.
Refer to **ki.com/fabrics**

Ⓕ Select fabric side 2.
Refer to **ki.com/fabrics**

UPHOLSTERY INFORMATION

Fabric Mixing

If fabric is ordered from one group on side 1 and another group on side 2, calculate list price using the following method:

Example:
-Grade 2 Fabric
-Grade 1 Fabric
———————
Upcharge

Upcharge/2 = Cost for one side

Grade 1 Fabric
+Cost for one side
———————
Combined list price

Fabric Disclaimer

Fabric will be applied as swatched by the fabric manufacturer. Fabric that is required to be applied differently than is swatched will need a Product Modification Request written specifying the direction the fabric is to be applied.

SPECIAL SERVICES

Special Carton Marking

With specially marked information	N/C

Shipping

Ships **knocked down, FOB Manitowoc, WI 54220, freight prepaid.** Freight class 70.

Specifications and prices are subject to change without prior notice.

Fabric Panel - Tackable Acoustic - 3/4" Thick Tiles

Monolithic/Half Segmented Panel

Fabric Panel - Tackable Acoustic - 3/4" Thick Tiles
Monolithic/Half Segmented Panel

	MODEL	W x H	MODEL NUMBER Basic Model	Electrical Code	Horizontal Rail	Number of Raceway Tiles Side 1	Number of Raceway Tiles Side 2	Trim Color	Fabric Side 1	Fabric Side 2	Approx. Packaged Weight	Delivered Pricing Fabric Grade 1 & C.O.M.	Delivered Pricing Fabric Grade 2	Delivered Pricing Fabric Grade 3 & Pallas Vertical Fabric Grade PV	Delivered Pricing Pallas Vertical Fabric Grade PV1	Delivered Pricing Pallas Vertical Fabric Grade PV2	Enhanced Horizontal Rail	Metallic Paint add to list price
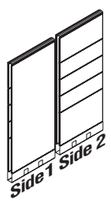	**Monolithic/Half Segmented Panel - 42"H with 12"H tiles** • Three to six horizontal rails • One, two or three 12" fabric tiles with mounting hooks • One 18" fabric tile included with 84" high panels with mounting hooks • One base/raceway consisting of a raceway pan and two doors • One rounded satin-textured polypropylene top cap with splice plate • Order power separately • Order vertical posts separately • SX Starlight Silver finish is only offered on flat aluminum trim	12 x 42"	PMHA1242	☐☐	☐	R0	☐☐☐	☐☐	☐☐☐☐	☐☐☐☐	21.0#	$ 486	$ 508	$ 532	$ 549	$ 591	$ 65	$ 42
		18 x 42"	PMHA1842	☐☐	☐	R0	☐☐☐	☐☐	☐☐☐☐	☐☐☐☐	29.0#	549	575	606	618	669	68	43
		24 x 42"	PMHA2442	☐☐	☐	R0	☐☐☐	☐☐	☐☐☐☐	☐☐☐☐	36.0#	615	639	674	690	745	71	49
		30 x 42"	PMHA3042	☐☐	☐	R0	☐☐☐	☐☐	☐☐☐☐	☐☐☐☐	44.0#	707	737	781	794	858	87	64
		36 x 42"	PMHA3642	☐☐	☐	R0	☐☐☐	☐☐	☐☐☐☐	☐☐☐☐	51.0#	787	829	862	889	956	95	67
		42 x 42"	PMHA4242	☐☐	☐	R0	☐☐☐	☐☐	☐☐☐☐	☐☐☐☐	56.0#	877	924	966	993	1072	108	80
		48 x 42"	PMHA4842	☐☐	☐	R0	☐☐☐	☐☐	☐☐☐☐	☐☐☐☐	66.0#	920	968	1016	1043	1127	121	84
		54 x 42"	PMHA5442	☐☐	☐	R0	☐☐☐	☐☐	☐☐☐☐	☐☐☐☐	74.0#	981	1025	1078	1110	1193	132	90
		60 x 42"	PMHA6042	☐☐	☐	R0	☐☐☐	☐☐	☐☐☐☐	☐☐☐☐	83.0#	1072	1126	1178	1210	1312	143	115
PMHA																		
PMHA	**Monolithic/Half Segmented Panel - 54"H with 12"H tiles**	12 x 54"	PMHA1254	☐☐	☐	R0	☐☐☐	☐☐	☐☐☐☐	☐☐☐☐	27.0#	$ 629	$ 657	$ 692	$ 714	$ 765	$ 65	$ 42
		18 x 54"	PMHA1854	☐☐	☐	R0	☐☐☐	☐☐	☐☐☐☐	☐☐☐☐	37.0#	709	740	781	794	860	68	43
		24 x 54"	PMHA2454	☐☐	☐	R0	☐☐☐	☐☐	☐☐☐☐	☐☐☐☐	48.0#	804	837	877	905	972	71	49
		30 x 54"	PMHA3054	☐☐	☐	R0	☐☐☐	☐☐	☐☐☐☐	☐☐☐☐	57.0#	904	950	989	1022	1101	87	64
		36 x 54"	PMHA3654	☐☐	☐	R0	☐☐☐	☐☐	☐☐☐☐	☐☐☐☐	67.0#	992	1043	1097	1123	1214	95	67
		42 x 54"	PMHA4254	☐☐	☐	R0	☐☐☐	☐☐	☐☐☐☐	☐☐☐☐	77.0#	1119	1175	1235	1263	1362	108	80
		48 x 54"	PMHA4854	☐☐	☐	R0	☐☐☐	☐☐	☐☐☐☐	☐☐☐☐	86.0#	1180	1247	1302	1330	1444	121	84
		54 x 54"	PMHA5454	☐☐	☐	R0	☐☐☐	☐☐	☐☐☐☐	☐☐☐☐	97.0#	1279	1349	1411	1450	1560	132	90
		60 x 54"	PMHA6054	☐☐	☐	R0	☐☐☐	☐☐	☐☐☐☐	☐☐☐☐	108.0#	1407	1476	1546	1592	1717	143	115
				Ⓐ	Ⓑ	Ⓒ	Ⓓ	Ⓔ	Ⓕ	Ⓖ	Ⓗ							

HOW TO ORDER

Indicate the following information on order form:
1. Quantity of each item.
2. Model number, including options. See "How To Build a Model Number".
3. Any special service required.

Note: • The ☐ indicates that a choice is required.
- The absence of the ☐ indicates that no choice is required.
- Alpha-numeric characters in place of ☐ indicate that no other alternatives are available.

HOW TO BUILD A MODEL NUMBER

Ⓐ Select basic model.

Ⓑ Select electrical code for base raceway.

CN	- Chicago, no cutouts
C1	- Chicago, 1 side w/cutouts
CP	- Chicago, 2 sides w/cutouts
DN	- Domestic, no cutouts
D1	- Domestic, 1 side w/cutouts
D	- Domestic, 2 sides w/cutouts

Ⓒ Select horizontal rail.

E	- Enhanced
S	- Standard

Ⓓ Select numbers of raceway tiles side 1

R0	- Side 1 w/no raceway tile

Ⓔ Select numbers of raceway tiles side 2

R20	- Side 2 w/no raceway tile
R21	- Side 2 w/1-12" raceway tile; add $43
R22	- Side 2 w/2-12" raceway tiles; add $87

Ⓕ Select trim color.
Refer to the **Product Color Options** page in this price list.
SX Starlight Silver finish is only offered on flat aluminum trim.

Ⓖ Select fabric side 1.
Refer to **ki.com/fabrics**

Ⓗ Select fabric side 2.
Refer to **ki.com/fabrics**

UPHOLSTERY INFORMATION

Fabric Mixing

If fabric is ordered from one group on side 1 and another group on side 2, calculate list price using the following method:

Example:
-Grade 2 Fabric
-Grade 1 Fabric
———————
Upcharge

Upcharge/2 = Cost for one side

Grade 1 Fabric
+Cost for one side
———————
Combined list price

Fabric Disclaimer

Fabric will be applied as swatched by the fabric manufacturer. Fabric that is required to be applied differently than is swatched will need a Product Modification Request written specifying the direction the fabric is to be applied.

INFORMATION

Maximum Raceway Tile Possibilities

Panel Height	Side 1	Side 2
42"H	0	1
54"H	0	2
66"H	0	2
84"H	0	2

SPECIAL SERVICES

Special Carton Marking

With specially marked information	N/C

Shipping

Ships **knocked down, FOB Manitowoc, WI 54220, freight prepaid.** Freight class 70.

Specifications and prices are subject to change without prior notice.

Fabric Panel - Tackable Acoustic - 3/4" Thick Tiles

Monolithic/Half Segmented Panel

Fabric Panel - Tackable Acoustic - 3/4" Thick Tiles
Monolithic/Half Segmented Panel

	MODEL	W x H	MODEL NUMBER: Basic Model	Electrical Code (A)	Horizontal Rail (B)	Number of Raceway Tiles Side 1 (C)	Number of Raceway Tiles Side 2 (D)	Trim Color (E)	Fabric Side 1 (F)	Fabric Side 2 (G)	Approx. Packaged Weight	Delivered Pricing Fabric Grade 1 & C.O.M.	Delivered Pricing Fabric Grade 2	Delivered Pricing Fabric Grade 3 & Pallas Vertical Fabric Grade PV	Delivered Pricing Pallas Vertical Fabric Grade PV1	Delivered Pricing Pallas Vertical Fabric Grade PV2	Enhanced Horizontal Rail	Metallic Paint add to list price
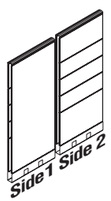	**Monolithic/Half Segmented Panel - 66"H with 12"H tiles** • Three to six horizontal rails • One, two or three 12" fabric tiles with mounting hooks • One 18" fabric tile included with 84" high panels with mounting hooks • One base/raceway consisting of a raceway pan and two doors • One rounded satin-textured polypropylene top cap with splice plate • Order power separately • Order vertical posts separately • SX Starlight Silver finish is only offered on flat aluminum trim	12 x 66"	PMHA1266	☐☐	☐	R0	☐☐☐	☐☐	☐☐☐☐	☐☐☐☐	34.0#	$ 770	$ 810	$ 846	$ 866	$ 937	$ 65	$ 42
		18 x 66"	PMHA1866	☐☐	☐	R0	☐☐☐	☐☐	☐☐☐☐	☐☐☐☐	46.0#	864	905	949	980	1055	68	43
		24 x 66"	PMHA2466	☐☐	☐	R0	☐☐☐	☐☐	☐☐☐☐	☐☐☐☐	59.0#	956	1002	1050	1081	1166	71	49
		30 x 66"	PMHA3066	☐☐	☐	R0	☐☐☐	☐☐	☐☐☐☐	☐☐☐☐	71.0#	1062	1112	1171	1195	1299	87	64
		36 x 66"	PMHA3666	☐☐	☐	R0	☐☐☐	☐☐	☐☐☐☐	☐☐☐☐	83.0#	1179	1235	1301	1328	1439	95	67
		42 x 66"	PMHA4266	☐☐	☐	R0	☐☐☐	☐☐	☐☐☐☐	☐☐☐☐	95.0#	1340	1402	1469	1507	1629	108	80
		48 x 66"	PMHA4866	☐☐	☐	R0	☐☐☐	☐☐	☐☐☐☐	☐☐☐☐	106.0#	1411	1481	1550	1595	1721	121	84
		54 x 66"	PMHA5466	☐☐	☐	R0	☐☐☐	☐☐	☐☐☐☐	☐☐☐☐	119.0#	1520	1594	1665	1712	1853	132	90
		60 x 66"	PMHA6066	☐☐	☐	R0	☐☐☐	☐☐	☐☐☐☐	☐☐☐☐	133.0#	1677	1758	1843	1891	2046	143	115
PMHA																		
PMHA	**Monolithic/Half Segmented Panel - 84"H with 12"H tiles**	12 x 84"	PMHA1284	☐☐	☐	R0	☐☐☐	☐☐	☐☐☐☐	☐☐☐☐	42.0#	$ 916	$ 960	$ 1005	$ 1037	$ 1118	$ 65	$ 42
		18 x 84"	PMHA1884	☐☐	☐	R0	☐☐☐	☐☐	☐☐☐☐	☐☐☐☐	57.0#	1031	1080	1132	1162	1259	68	43
		24 x 84"	PMHA2484	☐☐	☐	R0	☐☐☐	☐☐	☐☐☐☐	☐☐☐☐	72.0#	1147	1200	1264	1293	1399	71	49
		30 x 84"	PMHA3084	☐☐	☐	R0	☐☐☐	☐☐	☐☐☐☐	☐☐☐☐	87.0#	1273	1341	1401	1439	1552	87	64
		36 x 84"	PMHA3684	☐☐	☐	R0	☐☐☐	☐☐	☐☐☐☐	☐☐☐☐	101.0#	1407	1476	1546	1592	1717	95	67
		42 x 84"	PMHA4284	☐☐	☐	R0	☐☐☐	☐☐	☐☐☐☐	☐☐☐☐	116.0#	1561	1643	1709	1769	1906	108	80
		48 x 84"	PMHA4884	☐☐	☐	R0	☐☐☐	☐☐	☐☐☐☐	☐☐☐☐	130.0#	1649	1730	1815	1860	2016	121	84
		54 x 84"	PMHA5484	☐☐	☐	R0	☐☐☐	☐☐	☐☐☐☐	☐☐☐☐	145.0#	1792	1879	1975	2022	2183	132	90
		60 x 84"	PMHA6084	☐☐	☐	R0	☐☐☐	☐☐	☐☐☐☐	☐☐☐☐	163.0#	1961	2058	2156	2218	2393	143	115
				Ⓐ	Ⓑ	Ⓒ	Ⓓ	Ⓔ	Ⓕ	Ⓖ	Ⓗ							

HOW TO ORDER

Indicate the following information on order form:
1. Quantity of each item.
2. Model number, including options. See "How To Build a Model Number".
3. Any special service required.

Note: • The ☐ indicates that a choice is required.
- The absence of the ☐ indicates that no choice is required.
- Alpha-numeric characters in place of ☐ indicate that no other alternatives are available.

HOW TO BUILD A MODEL NUMBER

Ⓐ Select basic model.

Ⓑ Select electrical code for base raceway.

CN	- Chicago, no cutouts
C1	- Chicago, 1 side w/cutouts
CP	- Chicago, 2 sides w/cutouts
DN	- Domestic, no cutouts
D1	- Domestic, 1 side w/cutouts
D	- Domestic, 2 sides w/cutouts

Ⓒ Select horizontal rail.

E	- Enhanced
S	- Standard

Ⓓ Select numbers of raceway tiles side 1

R0	- Side 1 w/no raceway tile

Ⓔ Select numbers of raceway tiles side 2

R20	- Side 2 w/no raceway tile
R21	- Side 2 w/1-12" raceway tile; add $43
R22	- Side 2 w/2-12" raceway tiles; add $87

Ⓕ Select trim color.
Refer to the **Product Color Options** page in this price list.
SX Starlight Silver finish is only offered on flat aluminum trim.

Ⓖ Select fabric side 1.
Refer to **ki.com/fabrics**

Ⓗ Select fabric side 2.
Refer to **ki.com/fabrics**

UPHOLSTERY INFORMATION

Fabric Mixing

If fabric is ordered from one group on side 1 and another group on side 2, calculate list price using the following method:

Example:
-Grade 2 Fabric
-Grade 1 Fabric
———
Upcharge

Upcharge/2 = Cost for one side

Grade 1 Fabric
+Cost for one side
———
Combined list price

Fabric Disclaimer

Fabric will be applied as swatched by the fabric manufacturer. Fabric that is required to be applied differently than is swatched will need a Product Modification Request written specifying the direction the fabric is to be applied.

INFORMATION

Maximum Raceway Tile Possibilities

Panel Height	Side 1	Side 2
42"H	0	1
54"H	0	2
66"H	0	2
84"H	0	2

SPECIAL SERVICES

Special Carton Marking

With specially marked information N/C

Shipping

Ships **knocked down, FOB Manitowoc, WI 54220, freight prepaid.** Freight class 70.

Specifications and prices are subject to change without prior notice.

Fabric Panel - Tackable Acoustic - 3/4" Thick Tiles

Monolithic/Fully Segmented Panel

Fabric Panel - Tackable Acoustic - 3/4" Thick Tiles
Monolithic/Fully Segmented Panel

	MODEL	W x H	MODEL NUMBER: Basic Model	Electrical Code (A)	Horizontal Rail (B)	Number of Raceway Tiles Side 1 (C)	Number of Raceway Tiles Side 2 (D)	Trim Color (E)	Fabric Side 1 (F)	Fabric Side 2 (G)	Approx. Packaged Weight	Delivered Pricing Fabric Grade 1 & C.O.M.	Delivered Pricing Fabric Grade 2	Delivered Pricing Fabric Grade 3 & Pallas Vertical Fabric Grade PV	Delivered Pricing Pallas Vertical Fabric Grade PV1	Delivered Pricing Pallas Vertical Fabric Grade PV2	Enhanced Horizontal Rail	Metallic Paint add to list price
	**Monolithic/Fully Segmented Panel - 30"H with 12"H tiles** • Three to six horizontal rails • Two, three, four or five 12" fabric tiles with mounting hooks • One 18" fabric tile included with 84" high panels with mounting hooks • One base/raceway consisting of a raceway pan and two doors • One rounded satin-textured polypropylene top cap with splice plate • Order power separately • Order vertical posts separately • SX Starlight Silver finish is only offered on flat aluminum trim	12 x 30"	PMFA1230	□□	□	R0	□□□	□□	□□□□	□□□□	17.0#	$ 436	$ 457	$ 482	$ 496	$ 532	$ 65	$ 42
		18 x 30"	PMFA1830	□□	□	R0	□□□	□□	□□□□	□□□□	24.0#	490	511	538	552	602	68	43
		24 x 30"	PMFA2430	□□	□	R0	□□□	□□	□□□□	□□□□	32.0#	555	581	609	627	678	71	49
		30 x 30"	PMFA3030	□□	□	R0	□□□	□□	□□□□	□□□□	38.0#	624	649	687	700	760	87	64
		36 x 30"	PMFA3630	□□	□	R0	□□□	□□	□□□□	□□□□	45.0#	692	725	761	784	841	95	67
		42 x 30"	PMFA4230	□□	□	R0	□□□	□□	□□□□	□□□□	52.0#	780	816	856	872	949	108	80
		48 x 30"	PMFA4830	□□	□	R0	□□□	□□	□□□□	□□□□	59.0#	824	865	906	936	1012	121	84
		54 x 30"	PMFA5430	□□	□	R0	□□□	□□	□□□□	□□□□	66.0#	877	924	966	993	1072	132	90
PMFA		60 x 30"	PMFA6030	□□	□	R0	□□□	□□	□□□□	□□□□	74.0#	986	1035	1091	1117	1209	143	115
PMFA	**Monolithic/Fully Segmented Panel - 42"H with 12"H tiles**	12 x 42"	PMFA1242	□□	□	R0	□□□	□□	□□□□	□□□□	24.0#	$ 589	$ 615	$ 646	$ 663	$ 718	$ 65	$ 42
		18 x 42"	PMFA1842	□□	□	R0	□□□	□□	□□□□	□□□□	33.0#	662	692	727	740	805	68	43
		24 x 42"	PMFA2442	□□	□	R0	□□□	□□	□□□□	□□□□	43.0#	725	761	794	817	874	71	49
		30 x 42"	PMFA3042	□□	□	R0	□□□	□□	□□□□	□□□□	52.0#	823	864	905	934	1011	87	64
		36 x 42"	PMFA3642	□□	□	R0	□□□	□□	□□□□	□□□□	61.0#	934	980	1023	1055	1134	95	67
		42 x 42"	PMFA4242	□□	□	R0	□□□	□□	□□□□	□□□□	70.0#	1037	1090	1142	1174	1267	108	80
		48 x 42"	PMFA4842	□□	□	R0	□□□	□□	□□□□	□□□□	79.0#	1081	1133	1189	1221	1315	121	84
		54 x 42"	PMFA5442	□□	□	R0	□□□	□□	□□□□	□□□□	88.0#	1147	1200	1264	1293	1399	132	90
		60 x 42"	PMFA6042	□□	□	R0	□□□	□□	□□□□	□□□□	100.0#	1277	1344	1407	1444	1556	143	115
				Ⓐ	Ⓑ	Ⓒ	Ⓓ	Ⓔ	Ⓕ	Ⓖ	Ⓗ							

Note: • The □ indicates that a choice is required.
• The absence of the □ indicates that no choice is required.
• Alpha-numeric characters in place of □ indicate that no other alternatives are available.

HOW TO ORDER

Indicate the following information on order form:
1. Quantity of each item.
2. Model number, including options. See "How To Build a Model Number".
3. Any special service required.

HOW TO BUILD A MODEL NUMBER

Ⓐ Select basic model.

Ⓑ Select electrical code for base raceway.

CN	- Chicago, no cutouts
C1	- Chicago, 1 side w/cutouts
CP	- Chicago, 2 sides w/cutouts
DN	- Domestic, no cutouts
D1	- Domestic, 1 side w/cutouts
D	- Domestic, 2 sides w/cutouts

Ⓒ Select horizontal rail.

E	- Enhanced
S	- Standard

Ⓓ Select numbers of raceway tiles side 1

R0	- Side 1 w/no raceway tile

Ⓔ Select numbers of raceway tiles side 2

R20	- Side 2 w/no raceway tile
R21	- Side 2 w/1-12" raceway tile; add $43
R22	- Side 2 w/2-12" raceway tiles; add $87
R23	- Side 2 w/3-12" raceway tiles; add $129

Ⓕ Select trim color.
Refer to the **Product Color Options** page in this price list.
SX Starlight Silver finish is only offered on flat aluminum trim.

Ⓖ Select fabric side 1.
Refer to **ki.com/fabrics**

Ⓗ Select fabric side 2.
Refer to **ki.com/fabrics**

UPHOLSTERY INFORMATION

Fabric Mixing

If fabric is ordered from one group on side 1 and another group on side 2, calculate list price using the following method:

Example:
-Grade 2 Fabric
-Grade 1 Fabric
———————
Upcharge

Upcharge/2 = Cost for one side

Grade 1 Fabric
+Cost for one side
———————
Combined list price

Fabric Disclaimer

Fabric will be applied as swatched by the fabric manufacturer. Fabric that is required to be applied differently than is swatched will need a Product Modification Request written specifying the direction the fabric is to be applied.

INFORMATION

Maximum Raceway Tile Possibilities

Panel Height	Side 1	Side 2
30"H	0	1
48"H	0	2

SPECIAL SERVICES

Special Carton Marking

With specially marked information N/C

Shipping

Ships **knocked down, FOB Manitowoc, WI 54220, freight prepaid.** Freight class 70.

Specifications and prices are subject to change without prior notice.

Fabric Panel - Tackable Acoustic - 3/4" Thick Tiles

Monolithic/Fully Segmented Panel

Fabric Panel - Tackable Acoustic - 3/4" Thick Tiles
Monolithic/Fully Segmented Panel



PMFA

MODEL	W x H	MODEL NUMBER: Basic Model	Electrical Code	Horizontal Rail	Number of Raceway Tiles Side 1	Number of Raceway Tiles Side 2	Trim Color	Fabric Side 1	Fabric Side 2	Approx. Packaged Weight	Delivered Pricing Fabric Grade 1 & C.O.M.	Delivered Pricing Fabric Grade 2	Delivered Pricing Fabric Grade 3 & Pallas Vertical Fabric Grade PV	Delivered Pricing Pallas Vertical Fabric Grade PV1	Delivered Pricing Pallas Vertical Fabric Grade PV2	Enhanced Horizontal Rail	Metallic Paint add to list price
Monolithic/Fully Segmented Panel - 54"H with 12"H tiles • Three to six horizontal rails • Two, three, four or five 12" fabric tiles with mounting hooks • One 18" fabric tile included with 84" high panels with mounting hooks • One base/raceway consisting of a raceway pan and two doors • One rounded satin-textured polypropylene top cap with splice plate • Order power separately • Order vertical posts separately • SX Starlight Silver finish is only offered on flat aluminum trim	12 x 54"	PMFA1254	□□	□	R0	□□□	□□	□□□□	□□□□	54.0#	$ 731	$ 769	$ 805	$ 824	$ 885	$ 65	$ 42
	18 x 54"	PMFA1854	□□	□	R0	□□□	□□	□□□□	□□□□	70.0#	817	860	900	920	995	68	43
	24 x 54"	PMFA2454	□□	□	R0	□□□	□□	□□□□	□□□□	87.0#	910	956	995	1032	1110	71	49
	30 x 54"	PMFA3054	□□	□	R0	□□□	□□	□□□□	□□□□	103.0#	1022	1070	1119	1157	1248	87	64
	36 x 54"	PMFA3654	□□	□	R0	□□□	□□	□□□□	□□□□	119.0#	1143	1199	1263	1290	1397	95	67
	42 x 54"	PMFA4254	□□	□	R0	□□□	□□	□□□□	□□□□	135.0#	1275	1343	1404	1442	1555	108	80
	48 x 54"	PMFA4854	□□	□	R0	□□□	□□	□□□□	□□□□	150.0#	1341	1409	1471	1508	1631	121	84
	54 x 54"	PMFA5454	□□	□	R0	□□□	□□	□□□□	□□□□	166.0#	1452	1530	1595	1646	1775	132	90
	60 x 54"	PMFA6054	□□	□	R0	□□□	□□	□□□□	□□□□	176.0#	1612	1692	1766	1823	1967	143	115
Monolithic/Fully Segmented Panel - 66"H with 12"H tiles	12 x 66"	PMFA1266	□□	□	R0	□□□	□□	□□□□	□□□□	37.0#	$ 871	$ 917	$ 959	$ 989	$ 1064	$ 65	$ 42
	18 x 66"	PMFA1866	□□	□	R0	□□□	□□	□□□□	□□□□	51.0#	979	1022	1070	1101	1187	68	43
	24 x 66"	PMFA2466	□□	□	R0	□□□	□□	□□□□	□□□□	65.0#	1064	1112	1168	1199	1299	71	49
	30 x 66"	PMFA3066	□□	□	R0	□□□	□□	□□□□	□□□□	79.0#	1179	1235	1301	1328	1439	87	64
	36 x 66"	PMFA3666	□□	□	R0	□□□	□□	□□□□	□□□□	92.0#	1330	1396	1462	1501	1625	95	67
	42 x 66"	PMFA4266	□□	□	R0	□□□	□□	□□□□	□□□□	106.0#	1495	1571	1643	1693	1829	108	80
	48 x 66"	PMFA4866	□□	□	R0	□□□	□□	□□□□	□□□□	120.0#	1564	1645	1712	1772	1909	121	84
	54 x 66"	PMFA5466	□□	□	R0	□□□	□□	□□□□	□□□□	133.0#	1684	1769	1850	1904	2054	132	90
	60 x 66"	PMFA6066	□□	□	R0	□□□	□□	□□□□	□□□□	150.0#	1881	1970	2068	2125	2289	143	115
Monolithic/Fully Segmented Panel - 84"H with 12"H tiles	12 x 84"	PMFA1284	□□	□	R0	□□□	□□	□□□□	□□□□	45.0#	$ 1021	$ 1068	$ 1118	$ 1154	$ 1247	$ 65	$ 42
	18 x 84"	PMFA1884	□□	□	R0	□□□	□□	□□□□	□□□□	62.0#	1141	1195	1255	1286	1395	68	43
	24 x 84"	PMFA2484	□□	□	R0	□□□	□□	□□□□	□□□□	79.0#	1254	1316	1381	1416	1530	71	49
	30 x 84"	PMFA3084	□□	□	R0	□□□	□□	□□□□	□□□□	95.0#	1393	1464	1528	1575	1696	87	64
	36 x 84"	PMFA3684	□□	□	R0	□□□	□□	□□□□	□□□□	112.0#	1555	1634	1705	1760	1898	95	67
	42 x 84"	PMFA4284	□□	□	R0	□□□	□□	□□□□	□□□□	127.0#	1722	1804	1890	1946	2100	108	80
	48 x 84"	PMFA4884	□□	□	R0	□□□	□□	□□□□	□□□□	143.0#	1803	1891	1987	2040	2202	121	84
	54 x 84"	PMFA5484	□□	□	R0	□□□	□□	□□□□	□□□□	160.0#	1954	2054	2148	2209	2383	132	90
	60 x 84"	PMFA6084	□□	□	R0	□□□	□□	□□□□	□□□□	180.0#	2166	2280	2380	2444	2643	143	115
			Ⓐ	Ⓑ	Ⓒ	Ⓓ	Ⓔ	Ⓕ	Ⓖ	Ⓗ							

HOW TO ORDER

Indicate the following information on order form:
1. Quantity of each item.
2. Model number, including options. See "How To Build a Model Number".
3. Any special service required.

Note: • The □ indicates that a choice is required.
• The absence of the □ indicates that no choice is required.
• Alpha-numeric characters in place of □ indicate that no other alternatives are available.

HOW TO BUILD A MODEL NUMBER

Ⓐ Select basic model.

Ⓑ Select electrical code for base raceway.

CN	- Chicago, no cutouts
C1	- Chicago, 1 side w/cutouts
CP	- Chicago, 2 sides w/cutouts
DN	- Domestic, no cutouts
D1	- Domestic, 1 side w/cutouts
D	- Domestic, 2 sides w/cutouts

Ⓒ Select horizontal rail.

E	- Enhanced
S	- Standard

Ⓓ Select numbers of raceway tiles side 1

R0	- Side 1 w/no raceway tile

Ⓔ Select numbers of raceway tiles side 2

R20	- Side 2 w/no raceway tile
R21	- Side 2 w/1-12" raceway tile; add $43
R22	- Side 2 w/2-12" raceway tiles; add $87
R23	- Side 2 w/3-12" raceway tiles; add $129

Ⓕ Select trim color.
Refer to the **Product Color Options** page in this price list.
SX Starlight Silver finish is only offered on flat aluminum trim.

Ⓖ Select fabric side 1.
Refer to **ki.com/fabrics**

Ⓗ Select fabric side 2.
Refer to **ki.com/fabrics**

UPHOLSTERY INFORMATION

Fabric Mixing

If fabric is ordered from one group on side 1 and another group on side 2, calculate list price using the following method:

Example:
-Grade 2 Fabric
-Grade 1 Fabric
———————
Upcharge

Upcharge/2 = Cost for one side

Grade 1 Fabric
+Cost for one side
———————
Combined list price

Fabric Disclaimer

Fabric will be applied as swatched by the fabric manufacturer. Fabric that is required to be applied differently than is swatched will need a Product Modification Request written specifying the direction the fabric is to be applied.

INFORMATION

Maximum Raceway Tile Possibilities

Panel Height	Side 1	Side 2
54"H	0	3
66"H	0	3
84"H	0	3

SPECIAL SERVICES

Special Carton Marking

With specially marked information N/C

Shipping

Ships **knocked down, FOB Manitowoc, WI 54220, freight prepaid.** Freight class 70.

Specifications and prices are subject to change without prior notice.

Fabric Panel - Tackable Acoustic - 3/4" Thick Tiles

Half Segmented/Half Segmented Panel

Fabric Panel - Tackable Acoustic - 3/4" Thick Tiles
Half Segmented/Half Segmented Panel

	MODEL	W x H	MODEL NUMBER: Basic Model	Electrical Code (A)	Horizontal Rail (B)	Number of Raceway Tiles Side 1 (C)	Number of Raceway Tiles Side 2 (D)	Trim Color (E)	Fabric Side 1 (F)	Fabric Side 2 (G)	Approx. Packaged Weight	Delivered Pricing Fabric Grade 1 & C.O.M.	Delivered Pricing Fabric Grade 2	Delivered Pricing Fabric Grade 3 & Pallas Vertical Fabric Grade PV	Delivered Pricing Pallas Vertical Fabric Grade PV1	Delivered Pricing Pallas Vertical Fabric Grade PV2	Enhanced Horizontal Rail	Metallic Paint add to list price
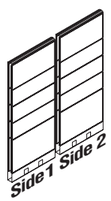	**Half Segmented/Half Segmented Panel - 42"H with 12"H tiles** • Three to six horizontal rails • Two, four or six 12" fabric tiles with mounting hooks • Two 18" fabric tile included with 84" high panels with mounting hooks • One base/raceway consisting of a raceway pan and two doors • One rounded satin-textured polypropylene top cap with splice plate • Order power separately • Order vertical posts separately • SX Starlight Silver finish is only offered on flat aluminum trim	12 x 42"	PHHA1242	☐☐	☐	☐☐	☐☐☐	☐☐	☐☐☐☐	☐☐☐☐	22.0#	$ 547	$ 569	$ 602	$ 616	$ 667	$ 65	$ 42
		18 x 42"	PHHA1842	☐☐	☐	☐☐	☐☐☐	☐☐	☐☐☐☐	☐☐☐☐	30.0#	614	637	672	688	744	68	43
		24 x 42"	PHHA2442	☐☐	☐	☐☐	☐☐☐	☐☐	☐☐☐☐	☐☐☐☐	38.0#	695	727	765	787	845	71	49
		30 x 42"	PHHA3042	☐☐	☐	☐☐	☐☐☐	☐☐	☐☐☐☐	☐☐☐☐	47.0#	770	810	846	866	937	87	64
		36 x 42"	PHHA3642	☐☐	☐	☐☐	☐☐☐	☐☐	☐☐☐☐	☐☐☐☐	55.0#	849	891	930	962	1035	95	67
		42 x 42"	PHHA4242	☐☐	☐	☐☐	☐☐☐	☐☐	☐☐☐☐	☐☐☐☐	63.0#	951	993	1049	1077	1160	108	80
		48 x 42"	PHHA4842	☐☐	☐	☐☐	☐☐☐	☐☐	☐☐☐☐	☐☐☐☐	71.0#	1021	1068	1118	1154	1247	121	84
		54 x 42"	PHHA5442	☐☐	☐	☐☐	☐☐☐	☐☐	☐☐☐☐	☐☐☐☐	79.0#	1084	1138	1193	1223	1325	132	90
PHHA		60 x 42"	PHHA6042	☐☐	☐	☐☐	☐☐☐	☐☐	☐☐☐☐	☐☐☐☐	88.0#	1200	1259	1323	1352	1462	143	115
PHHA	**Half Segmented/Half Segmented Panel - 54"H with 12"H tiles**	12 x 54"	PHHA1254	☐☐	☐	☐☐	☐☐☐	☐☐	☐☐☐☐	☐☐☐☐	24.0#	$ 756	$ 794	$ 834	$ 858	$ 920	$ 65	$ 42
		18 x 54"	PHHA1854	☐☐	☐	☐☐	☐☐☐	☐☐	☐☐☐☐	☐☐☐☐	33.0#	844	887	924	955	1031	68	43
		24 x 54"	PHHA2454	☐☐	☐	☐☐	☐☐☐	☐☐	☐☐☐☐	☐☐☐☐	43.0#	936	981	1025	1058	1141	71	49
		30 x 54"	PHHA3054	☐☐	☐	☐☐	☐☐☐	☐☐	☐☐☐☐	☐☐☐☐	52.0#	1035	1084	1141	1168	1265	87	64
		36 x 54"	PHHA3654	☐☐	☐	☐☐	☐☐☐	☐☐	☐☐☐☐	☐☐☐☐	61.0#	1157	1212	1273	1301	1409	95	67
		42 x 54"	PHHA4254	☐☐	☐	☐☐	☐☐☐	☐☐	☐☐☐☐	☐☐☐☐	70.0#	1279	1349	1411	1450	1560	108	80
		48 x 54"	PHHA4854	☐☐	☐	☐☐	☐☐☐	☐☐	☐☐☐☐	☐☐☐☐	79.0#	1365	1436	1501	1546	1656	121	84
		54 x 54"	PHHA5454	☐☐	☐	☐☐	☐☐☐	☐☐	☐☐☐☐	☐☐☐☐	88.0#	1454	1530	1598	1646	1775	132	90
		60 x 54"	PHHA6054	☐☐	☐	☐☐	☐☐☐	☐☐	☐☐☐☐	☐☐☐☐	100.0#	1617	1697	1778	1828	1978	143	115
				Ⓐ	Ⓑ	Ⓒ	Ⓓ	Ⓔ	Ⓕ	Ⓖ	Ⓗ							

HOW TO ORDER

Indicate the following information on order form:
1. Quantity of each item.
2. Model number, including options. See "How To Build a Model Number".
3. Any special service required.

Note: • The ☐ indicates that a choice is required.
- The absence of the ☐ indicates that no choice is required.
- Alpha-numeric characters in place of ☐ indicate that no other alternatives are available.

HOW TO BUILD A MODEL NUMBER

Ⓐ Select basic model.

Ⓑ Select electrical code for base raceway.

CN	- Chicago, no cutouts
C1	- Chicago, 1 side w/cutouts
CP	- Chicago, 2 sides w/cutouts
DN	- Domestic, no cutouts
D1	- Domestic, 1 side w/cutouts
D	- Domestic, 2 sides w/cutouts

Ⓒ Select horizontal rail.

S	- Standard
E	- Enhanced

Ⓓ Select numbers of raceway tiles side 1

R0	- Side 1 w/no raceway tile
R1	- Side 1 w/1-12" raceway tile; add $43
R2	- Side 1 w/2-12" raceway tiles; add $87

Ⓔ Select numbers of raceway tiles side 2

R20	- Side 2 w/no raceway tile
R21	- Side 2 w/1-12" raceway tile; add $43
R22	- Side 2 w/2-12" raceway tiles; add $87

Ⓕ Select trim color.
Refer to the **Product Color Options** page in this price list.
SX Starlight Silver finish is only offered on flat aluminum trim.

Ⓖ Select fabric side 1.
Refer to **ki.com/fabrics**

Ⓗ Select fabric side 2.
Refer to **ki.com/fabrics**

UPHOLSTERY INFORMATION

Fabric Mixing

If fabric is ordered from one group on side 1 and another group on side 2, calculate list price using the following method:

Example:
-Grade 2 Fabric
-Grade 1 Fabric
———
Upcharge

Upcharge/2 = Cost for one side

Grade 1 Fabric
+Cost for one side
———
Combined list price

Fabric Disclaimer

Fabric will be applied as swatched by the fabric manufacturer. Fabric that is required to be applied differently than is swatched will need a Product Modification Request written specifying the direction the fabric is to be applied.

INFORMATION

Maximum Raceway Tile Possibilities

Panel Height	Side 1	Side 2
42"H	1	1
54"H	2	2
66"H	2	2
84"H	2	2

SPECIAL SERVICES

Special Carton Marking

With specially marked information N/C

Shipping

Ships **knocked down, FOB Manitowoc, WI 54220, freight prepaid.** Freight class 70.

Specifications and prices are subject to change without prior notice.

Fabric Panel - Tackable Acoustic - 3/4" Thick Tiles

Half Segmented/Half Segmented Panel

Fabric Panel - Tackable Acoustic - 3/4" Thick Tiles
Half Segmented/Half Segmented Panel

	MODEL	W x H	MODEL NUMBER: Basic Model	Electrical Code (A)	Horizontal Rail (B)	Number of Raceway Tiles Side 1 (C)	Number of Raceway Tiles Side 2 (D)	Trim Color (E)	Fabric Side 1 (F)	Fabric Side 2 (G)	Approx. Packaged Weight	Delivered Pricing Fabric Grade 1 & C.O.M.	Delivered Pricing Fabric Grade 2	Delivered Pricing Fabric Grade 3 & Pallas Vertical Fabric Grade PV	Delivered Pricing Pallas Vertical Fabric Grade PV1	Delivered Pricing Pallas Vertical Fabric Grade PV2	Enhanced Horizontal Rail	Metallic Paint add to list price
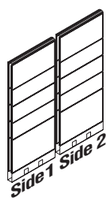	**Half Segmented/Half Segmented Panel - 66"H with 12"H tiles** • Three to six horizontal rails • Two, four or six 12" fabric tiles with mounting hooks • Two 18" fabric tile included with 84" high panels with mounting hooks • One base/raceway consisting of a raceway pan and two doors • One rounded satin-textured polypropylene top cap with splice plate • Order power separately • Order vertical posts separately • SX Starlight Silver finish is only offered on flat aluminum trim	12 x 66"	PHHA1266	☐☐	☐	☐☐	☐☐☐	☐☐	☐☐☐☐	☐☐☐☐	37.0#	$ 968	$ 1018	$ 1062	$ 1097	$ 1175	$ 65	$ 42
		18 x 66"	PHHA1866	☐☐	☐	☐☐	☐☐☐	☐☐	☐☐☐☐	☐☐☐☐	51.0#	1070	1123	1175	1209	1309	68	43
		24 x 66"	PHHA2466	☐☐	☐	☐☐	☐☐☐	☐☐	☐☐☐☐	☐☐☐☐	65.0#	1180	1247	1302	1330	1444	71	49
		30 x 66"	PHHA3066	☐☐	☐	☐☐	☐☐☐	☐☐	☐☐☐☐	☐☐☐☐	79.0#	1302	1369	1430	1469	1585	87	64
		36 x 66"	PHHA3666	☐☐	☐	☐☐	☐☐☐	☐☐	☐☐☐☐	☐☐☐☐	92.0#	1457	1532	1601	1649	1778	95	67
		42 x 66"	PHHA4266	☐☐	☐	☐☐	☐☐☐	☐☐	☐☐☐☐	☐☐☐☐	106.0#	1615	1695	1775	1825	1971	108	80
		48 x 66"	PHHA4866	☐☐	☐	☐☐	☐☐☐	☐☐	☐☐☐☐	☐☐☐☐	119.0#	1712	1798	1881	1939	2087	121	84
		54 x 66"	PHHA5466	☐☐	☐	☐☐	☐☐☐	☐☐	☐☐☐☐	☐☐☐☐	133.0#	1828	1917	2011	2067	2227	132	90
PHHA		60 x 66"	PHHA6066	☐☐	☐	☐☐	☐☐☐	☐☐	☐☐☐☐	☐☐☐☐	150.0#	2038	2138	2239	2301	2484	143	115
PHHA	**Half Segmented/Half Segmented Panel - 84"H with 12"H tiles**	12 x 84"	PHHA1284	☐☐	☐	☐☐	☐☐☐	☐☐	☐☐☐☐	☐☐☐☐	43.0#	$ 1193	$ 1255	$ 1315	$ 1343	$ 1453	$ 65	$ 42
		18 x 84"	PHHA1884	☐☐	☐	☐☐	☐☐☐	☐☐	☐☐☐☐	☐☐☐☐	59.0#	1325	1393	1456	1495	1614	68	43
		24 x 84"	PHHA2484	☐☐	☐	☐☐	☐☐☐	☐☐	☐☐☐☐	☐☐☐☐	75.0#	1449	1515	1590	1634	1769	71	49
		30 x 84"	PHHA3084	☐☐	☐	☐☐	☐☐☐	☐☐	☐☐☐☐	☐☐☐☐	91.0#	1617	1697	1778	1828	1978	87	64
		36 x 84"	PHHA3684	☐☐	☐	☐☐	☐☐☐	☐☐	☐☐☐☐	☐☐☐☐	106.0#	1799	1888	1980	2035	2199	95	67
		42 x 84"	PHHA4284	☐☐	☐	☐☐	☐☐☐	☐☐	☐☐☐☐	☐☐☐☐	122.0#	1986	2085	2187	2242	2423	108	80
		48 x 84"	PHHA4884	☐☐	☐	☐☐	☐☐☐	☐☐	☐☐☐☐	☐☐☐☐	137.0#	2107	2210	2313	2378	2567	121	84
		54 x 84"	PHHA5484	☐☐	☐	☐☐	☐☐☐	☐☐	☐☐☐☐	☐☐☐☐	153.0#	2272	2391	2503	2571	2775	132	90
		60 x 84"	PHHA6084	☐☐	☐	☐☐	☐☐☐	☐☐	☐☐☐☐	☐☐☐☐	172.0#	2505	2632	2759	2835	3059	143	115
				Ⓐ	Ⓑ	Ⓒ	Ⓓ	Ⓔ	Ⓕ	Ⓖ	Ⓗ							

HOW TO ORDER

Indicate the following information on order form:
1. Quantity of each item.
2. Model number, including options. See "How To Build a Model Number".
3. Any special service required.

Note: • The ☐ indicates that a choice is required.
- The absence of the ☐ indicates that no choice is required.
- Alpha-numeric characters in place of ☐ indicate that no other alternatives are available.

HOW TO BUILD A MODEL NUMBER

Ⓐ Select basic model.

Ⓑ Select electrical code for base raceway.

CN	- Chicago, no cutouts
C1	- Chicago, 1 side w/cutouts
CP	- Chicago, 2 sides w/cutouts
DN	- Domestic, no cutouts
D1	- Domestic, 1 side w/cutouts
D	- Domestic, 2 sides w/cutouts

Ⓒ Select horizontal rail.

E	- Enhanced
S	- Standard

Ⓓ Select numbers of raceway tiles side 1

R0	- Side 1 w/no raceway tile
R1	- Side 1 w/1-12" raceway tile; add $43
R2	- Side 1 w/2-12" raceway tiles; add $87

Ⓔ Select numbers of raceway tiles side 2

R20	- Side 2 w/no raceway tile
R21	- Side 2 w/1-12" raceway tile; add $43
R22	- Side 2 w/2-12" raceway tiles; add $87

Ⓕ Select trim color.
Refer to the **Product Color Options** page in this price list.
SX Starlight Silver finish is only offered on flat aluminum trim.

Ⓖ Select fabric side 1.
Refer to **ki.com/fabrics**

Ⓗ Select fabric side 2.
Refer to **ki.com/fabrics**

UPHOLSTERY INFORMATION

Fabric Mixing

If fabric is ordered from one group on side 1 and another group on side 2, calculate list price using the following method:

Example:
-Grade 2 Fabric
-Grade 1 Fabric
———
Upcharge

Upcharge/2 = Cost for one side

Grade 1 Fabric
+Cost for one side
———
Combined list price

Fabric Disclaimer

Fabric will be applied as swatched by the fabric manufacturer. Fabric that is required to be applied differently than is swatched will need a Product Modification Request written specifying the direction the fabric is to be applied.

INFORMATION

Maximum Raceway Tile Possibilities

Panel Height	Side 1	Side 2
42"H	1	1
54"H	2	2
66"H	2	2
84"H	2	2

SPECIAL SERVICES

Special Carton Marking

With specially marked information N/C

Shipping

Ships **knocked down, FOB Manitowoc, WI 54220, freight prepaid.** Freight class 70.

Specifications and prices are subject to change without prior notice.

Fabric Panel - Tackable Acoustic - 3/4" Thick Tiles

Half Segmented/Fully Segmented Panel

Fabric Panel - Tackable Acoustic - 3/4" Thick Tiles
Half Segmented/Fully Segmented Panel

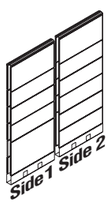

PHFA

Half Segmented/Fully Segmented Panel - 42"H with 12"H tiles

- Three to seven horizontal rails
- Four, six or eight 12" fabric tiles with mounting hooks
- Two 18" fabric tiles included with 84" high panels with mounting hooks
- One base/raceway consisting of a raceway pan and two doors
- One rounded satin-textured polypropylene top cap with splice plate
- Order power separately
- Order vertical posts separately
- SX Starlight Silver finish is only offered on flat aluminum trim

MODEL	W x H	MODEL NUMBER: Basic Model	Electrical Code (A)	Horizontal Rail (B)	Number of Raceway Tiles Side 1 (C)	Number of Raceway Tiles Side 2 (D)	Trim Color (E)	Fabric Side 1 (F)	Fabric Side 2 (G)	Approx. Packaged Weight	Delivered Pricing Fabric Grade 1 & C.O.M.	Delivered Pricing Fabric Grade 2	Delivered Pricing Fabric Grade 3 & Pallas Vertical Fabric Grade PV	Delivered Pricing Pallas Vertical Fabric Grade PV1	Delivered Pricing Pallas Vertical Fabric Grade PV2	Enhanced Horizontal Rail	Metallic Paint add to list price
	12 x 42"	PHFA1242	☐☐	☐	☐☐	☐☐☐	☐☐	☐☐☐☐	☐☐☐☐	23.0#	$ 650	$ 683	$ 716	$ 735	$ 791	$ 65	$ 42
	18 x 42"	PHFA1842	☐☐	☐	☐☐	☐☐☐	☐☐	☐☐☐☐	☐☐☐☐	32.0#	720	756	789	807	871	68	43
	24 x 42"	PHFA2442	☐☐	☐	☐☐	☐☐☐	☐☐	☐☐☐☐	☐☐☐☐	41.0#	804	837	882	905	972	71	49
	30 x 42"	PHFA3042	☐☐	☐	☐☐	☐☐☐	☐☐	☐☐☐☐	☐☐☐☐	49.0#	891	932	979	1012	1091	87	64
	36 x 42"	PHFA3642	☐☐	☐	☐☐	☐☐☐	☐☐	☐☐☐☐	☐☐☐☐	58.0#	992	1043	1097	1123	1214	95	67
	42 x 42"	PHFA4242	☐☐	☐	☐☐	☐☐☐	☐☐	☐☐☐☐	☐☐☐☐	66.0#	1112	1166	1225	1255	1355	108	80
	48 x 42"	PHFA4842	☐☐	☐	☐☐	☐☐☐	☐☐	☐☐☐☐	☐☐☐☐	75.0#	1175	1228	1295	1325	1433	121	84
	54 x 42"	PHFA5442	☐☐	☐	☐☐	☐☐☐	☐☐	☐☐☐☐	☐☐☐☐	84.0#	1250	1313	1373	1409	1520	132	90
	60 x 42"	PHFA6042	☐☐	☐	☐☐	☐☐☐	☐☐	☐☐☐☐	☐☐☐☐	94.0#	1404	1474	1545	1590	1709	143	115
PHFA																	
PHFA	**Half Segmented/Fully Segmented Panel - 54"H with 12"H tiles**																
	12 x 54"	PHFA1254	☐☐	☐	☐☐	☐☐☐	☐☐	☐☐☐☐	☐☐☐☐	32.0#	$ 861	$ 902	$ 946	$ 977	$ 1051	$ 65	$ 42
	18 x 54"	PHFA1854	☐☐	☐	☐☐	☐☐☐	☐☐	☐☐☐☐	☐☐☐☐	45.0#	951	993	1049	1077	1160	68	43
	24 x 54"	PHFA2454	☐☐	☐	☐☐	☐☐☐	☐☐	☐☐☐☐	☐☐☐☐	58.0#	1048	1097	1153	1183	1278	71	49
	30 x 54"	PHFA3054	☐☐	☐	☐☐	☐☐☐	☐☐	☐☐☐☐	☐☐☐☐	71.0#	1157	1212	1273	1301	1409	87	64
	36 x 54"	PHFA3654	☐☐	☐	☐☐	☐☐☐	☐☐	☐☐☐☐	☐☐☐☐	83.0#	1305	1370	1433	1471	1586	95	67
	42 x 54"	PHFA4254	☐☐	☐	☐☐	☐☐☐	☐☐	☐☐☐☐	☐☐☐☐	96.0#	1444	1514	1585	1632	1758	108	80
	48 x 54"	PHFA4854	☐☐	☐	☐☐	☐☐☐	☐☐	☐☐☐☐	☐☐☐☐	108.0#	1524	1596	1673	1719	1857	121	84
	54 x 54"	PHFA5454	☐☐	☐	☐☐	☐☐☐	☐☐	☐☐☐☐	☐☐☐☐	120.0#	1625	1704	1783	1836	1980	132	90
	60 x 54"	PHFA6054	☐☐	☐	☐☐	☐☐☐	☐☐	☐☐☐☐	☐☐☐☐	136.0#	1824	1909	2006	2057	2221	143	115
			Ⓐ	Ⓑ	Ⓒ	Ⓓ	Ⓔ	Ⓕ	Ⓖ	Ⓗ							

HOW TO ORDER

Indicate the following information on order form:
1. Quantity of each item.
2. Model number, including options. See "How To Build a Model Number".
3. Any special service required.

Note: • The ☐ indicates that a choice is required.
- The absence of the ☐ indicates that no choice is required.
- Alpha-numeric characters in place of ☐ indicate that no other alternatives are available.

HOW TO BUILD A MODEL NUMBER

Ⓐ Select basic model.

Ⓑ Select electrical code for base raceway.

CN	- Chicago, no cutouts
C1	- Chicago, 1 side w/cutouts
CP	- Chicago, 2 sides w/cutouts
DN	- Domestic, no cutouts
D1	- Domestic, 1 side w/cutouts
D	- Domestic, 2 sides w/cutouts

Ⓒ Select horizontal rail.

E	- Enhanced
S	- Standard

Ⓓ Select numbers of raceway tiles side 1

R0	- Side 1 w/no raceway tile
R1	- Side 1 w/1-12" raceway tile; add $43
R2	- Side 1 w/2-12" raceway tiles; add $87

Ⓔ Select numbers of raceway tiles side 2

R20	- Side 2 w/no raceway tile
R21	- Side 2 w/1-12" raceway tile; add $43
R22	- Side 2 w/2-12" raceway tiles; add $87
R23	- Side 2 w/3-12" raceway tiles; add $129

Ⓕ Select trim color.
Refer to the **Product Color Options** page in this price list.
SX Starlight Silver finish is only offered on flat aluminum trim.

Ⓖ Select fabric side 1.
Refer to **ki.com/fabrics**

Ⓗ Select fabric side 2.
Refer to **ki.com/fabrics**

UPHOLSTERY INFORMATION

Fabric Mixing

If fabric is ordered from one group on side 1 and another group on side 2, calculate list price using the following method:

Example:
-Grade 2 Fabric
-Grade 1 Fabric
———————
Upcharge

Upcharge/2 = Cost for one side

Grade 1 Fabric
+Cost for one side
———————
Combined list price

Fabric Disclaimer

Fabric will be applied as swatched by the fabric manufacturer. Fabric that is required to be applied differently than is swatched will need a Product Modification Request written specifying the direction the fabric is to be applied.

INFORMATION

Maximum Raceway Tile Possibilities

Panel Height	Side 1	Side 2
42"H	1	2
54"H	2	3
66"H	2	3
84"H	2	3

SPECIAL SERVICES

Special Carton Marking

With specially marked information N/C

Shipping

Ships **knocked down, FOB Manitowoc, WI 54220, freight prepaid.** Freight class 70.

Specifications and prices are subject to change without prior notice.

Fabric Panel - Tackable Acoustic - 3/4" Thick Tiles

Half Segmented/Fully Segmented Panel

Fabric Panel - Tackable Acoustic - 3/4" Thick Tiles

Half Segmented/Fully Segmented Panel

	MODEL	W x H	MODEL NUMBER: Basic Model	Electrical Code (A)	Horizontal Rail (B)	Number of Raceway Tiles Side 1 (C)	Number of Raceway Tiles Side 2 (D)	Trim Color (E)	Fabric Side 1 (F)	Fabric Side 2 (G)	Approx. Packaged Weight	Delivered Pricing Fabric Grade 1 & C.O.M.	Delivered Pricing Fabric Grade 2	Delivered Pricing Fabric Grade 3 & Pallas Vertical Fabric Grade PV	Delivered Pricing Pallas Vertical Fabric Grade PV1	Delivered Pricing Pallas Vertical Fabric Grade PV2	Enhanced Horizontal Rail	Metallic Paint add to list price
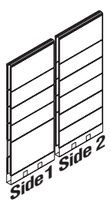	**Half Segmented/Fully Segmented Panel - 66"H with 12"H tiles** • Three to seven horizontal rails • Four, six or eight 12" fabric tiles with mounting hooks • Two 18" fabric tiles included with 84" high panels with mounting hooks • One base/raceway consisting of a raceway pan and two doors • One rounded satin-textured polypropylene top cap with splice plate • Order power separately • Order vertical posts separately • SX Starlight Silver finish is only offered on flat aluminum trim	12 x 66"	PHFA1266	☐☐	☐	☐☐	☐☐☐	☐☐	☐☐☐☐	☐☐☐☐	40.0#	$ 1072	$ 1126	$ 1178	$ 1210	$ 1312	$ 65	$ 42
		18 x 66"	PHFA1866	☐☐	☐	☐☐	☐☐☐	☐☐	☐☐☐☐	☐☐☐☐	56.0#	1179	1235	1301	1328	1439	68	43
		24 x 66"	PHFA2466	☐☐	☐	☐☐	☐☐☐	☐☐	☐☐☐☐	☐☐☐☐	72.0#	1286	1353	1415	1453	1567	71	49
		30 x 66"	PHFA3066	☐☐	☐	☐☐	☐☐☐	☐☐	☐☐☐☐	☐☐☐☐	87.0#	1416	1489	1556	1604	1726	87	64
		36 x 66"	PHFA3666	☐☐	☐	☐☐	☐☐☐	☐☐	☐☐☐☐	☐☐☐☐	102.0#	1612	1688	1766	1823	1967	95	67
		42 x 66"	PHFA4266	☐☐	☐	☐☐	☐☐☐	☐☐	☐☐☐☐	☐☐☐☐	117.0#	1775	1858	1957	2008	2166	108	80
		48 x 66"	PHFA4866	☐☐	☐	☐☐	☐☐☐	☐☐	☐☐☐☐	☐☐☐☐	132.0#	1869	1966	2057	2112	2272	121	84
		54 x 66"	PHFA5466	☐☐	☐	☐☐	☐☐☐	☐☐	☐☐☐☐	☐☐☐☐	148.0#	1992	2093	2194	2251	2434	132	90
		60 x 66"	PHFA6066	☐☐	☐	☐☐	☐☐☐	☐☐	☐☐☐☐	☐☐☐☐	166.0#	2241	2355	2469	2531	2735	143	115
PHFA																		
PHFA	**Half Segmented/Fully Segmented Panel - 84"H with 12"H tiles**	12 x 84"	PHFA1284	☐☐	☐	☐☐	☐☐☐	☐☐	☐☐☐☐	☐☐☐☐	46.0#	$ 1300	$ 1365	$ 1427	$ 1466	$ 1582	$ 65	$ 42
		18 x 84"	PHFA1884	☐☐	☐	☐☐	☐☐☐	☐☐	☐☐☐☐	☐☐☐☐	63.0#	1430	1501	1568	1617	1746	68	43
		24 x 84"	PHFA2484	☐☐	☐	☐☐	☐☐☐	☐☐	☐☐☐☐	☐☐☐☐	81.0#	1554	1632	1704	1758	1896	71	49
		30 x 84"	PHFA3084	☐☐	☐	☐☐	☐☐☐	☐☐	☐☐☐☐	☐☐☐☐	99.0#	1733	1823	1905	1964	2118	87	64
		36 x 84"	PHFA3684	☐☐	☐	☐☐	☐☐☐	☐☐	☐☐☐☐	☐☐☐☐	116.0#	1950	2047	2143	2206	2379	95	67
		42 x 84"	PHFA4284	☐☐	☐	☐☐	☐☐☐	☐☐	☐☐☐☐	☐☐☐☐	133.0#	2143	2258	2357	2423	2617	108	80
		48 x 84"	PHFA4884	☐☐	☐	☐☐	☐☐☐	☐☐	☐☐☐☐	☐☐☐☐	151.0#	2260	2377	2488	2552	2757	121	84
		54 x 84"	PHFA5484	☐☐	☐	☐☐	☐☐☐	☐☐	☐☐☐☐	☐☐☐☐	168.0#	2444	2570	2687	2755	2975	132	90
		60 x 84"	PHFA6084	☐☐	☐	☐☐	☐☐☐	☐☐	☐☐☐☐	☐☐☐☐	189.0#	2713	2846	2983	3066	3307	143	115
				Ⓐ	Ⓑ	Ⓒ	Ⓓ	Ⓔ	Ⓕ	Ⓖ	Ⓗ							

HOW TO ORDER

Indicate the following information on order form:
1. Quantity of each item.
2. Model number, including options. See "How To Build a Model Number".
3. Any special service required.

Note: • The ☐ indicates that a choice is required.
- The absence of the ☐ indicates that no choice is required.
- Alpha-numeric characters in place of ☐ indicate that no other alternatives are available.

HOW TO BUILD A MODEL NUMBER

Ⓐ Select basic model.

Ⓑ Select electrical code for base raceway.

CN	- Chicago, no cutouts
C1	- Chicago, 1 side w/cutouts
CP	- Chicago, 2 sides w/cutouts
DN	- Domestic, no cutouts
D1	- Domestic, 1 side w/cutouts
D	- Domestic, 2 sides w/cutouts

Ⓒ Select horizontal rail.

E	- Enhanced
S	- Standard

Ⓓ Select numbers of raceway tiles side 1

R0	- Side 1 w/no raceway tile
R1	- Side 1 w/1-12" raceway tile; add $43
R2	- Side 1 w/2-12" raceway tiles; add $87

Ⓔ Select numbers of raceway tiles side 2

R20	- Side 2 w/no raceway tile
R21	- Side 2 w/1-12" raceway tile; add $43
R22	- Side 2 w/2-12" raceway tiles; add $87
R23	- Side 2 w/3-12" raceway tiles; add $129

Ⓕ Select trim color.
Refer to the **Product Color Options** page in this price list.
SX Starlight Silver finish is only offered on flat aluminum trim.

Ⓖ Select fabric side 1.
Refer to **ki.com/fabrics**

Ⓗ Select fabric side 2.
Refer to **ki.com/fabrics**

UPHOLSTERY INFORMATION

Fabric Mixing

If fabric is ordered from one group on side 1 and another group on side 2, calculate list price using the following method:

Example:
-Grade 2 Fabric
-Grade 1 Fabric
———————
Upcharge

Upcharge/2 = Cost for one side

Grade 1 Fabric
+Cost for one side
———————
Combined list price

Fabric Disclaimer

Fabric will be applied as swatched by the fabric manufacturer. Fabric that is required to be applied differently than is swatched will need a Product Modification Request written specifying the direction the fabric is to be applied.

INFORMATION

Maximum Raceway Tile Possibilities

Panel Height	Side 1	Side 2
42"H	1	2
54"H	2	3
66"H	2	3
84"H	2	3

SPECIAL SERVICES

Special Carton Marking

With specially marked information N/C

Shipping

Ships **knocked down, FOB Manitowoc, WI 54220, freight prepaid.** Freight class 70.

Specifications and prices are subject to change without prior notice.

Fabric Panel - Tackable Acoustic - 3/4" Thick Tiles

Fully Segmented/Fully Segmented Panel

Fabric Panel - Tackable Acoustic - 3/4" Thick Tiles

Fully Segmented/Fully Segmented Panel

	MODEL	W x H	MODEL NUMBER: Basic Model	Electrical Code (A)	Horizontal Rail (B)	Number of Raceway Tiles Side 1 (C)	Number of Raceway Tiles Side 2 (D)	Trim Color (E)	Fabric Side 1 (F)	Fabric Side 2 (G)	Approx. Packaged Weight	Delivered Pricing Fabric Grade 1 & C.O.M.	Delivered Pricing Fabric Grade 2	Delivered Pricing Fabric Grade 3 & Pallas Vertical Fabric Grade PV	Delivered Pricing Pallas Vertical Fabric Grade PV1	Delivered Pricing Pallas Vertical Fabric Grade PV2	Enhanced Horizontal Rail	Metallic Paint add to list price
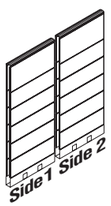 PFFA	**Fully Segmented/Fully Segmented Panel - 30"H with 12"H tiles** • Three to seven horizontal rails • Four, six or eight 12" fabric tiles with mounting hooks • Two 18" fabric tile included with 84" high panels with mounting hooks • One base/raceway consisting of a raceway pan and two doors • One rounded satin-textured polypropylene top cap with splice plate • Order power separately • Order vertical posts separately • SX Starlight Silver finish is only offered on flat aluminum trim	12 x 30"	PFFA1230	□□	□	□□	□□□	□□	□□□□	□□□□	19.0#	$ 523	$ 542	$ 569	$ 591	$ 640	$ 65	$ 42
		18 x 30"	PFFA1830	□□	□	□□	□□□	□□	□□□□	□□□□	26.0#	575	599	629	650	699	68	43
		24 x 30"	PFFA2430	□□	□	□□	□□□	□□	□□□□	□□□□	34.0#	634	666	697	718	776	71	49
		30 x 30"	PFFA3030	□□	□	□□	□□□	□□	□□□□	□□□□	41.0#	705	736	780	793	856	87	64
		36 x 30"	PFFA3630	□□	□	□□	□□□	□□	□□□□	□□□□	49.0#	797	835	872	902	969	95	67
		42 x 30"	PFFA4230	□□	□	□□	□□□	□□	□□□□	□□□□	56.0#	896	938	979	1012	1091	108	80
		48 x 30"	PFFA4830	□□	□	□□	□□□	□□	□□□□	□□□□	63.0#	930	976	1020	1050	1131	121	84
		54 x 30"	PFFA5430	□□	□	□□	□□□	□□	□□□□	□□□□	71.0#	985	1033	1083	1113	1200	132	90
		60 x 30"	PFFA6030	□□	□	□□	□□□	□□	□□□□	□□□□	80.0#	1123	1179	1238	1265	1373	143	115
PFFA	**Fully Segmented/Fully Segmented Panel - 42"H with 12"H tiles**	12 x 42"	PFFA1242	□□	□	□□	□□□	□□	□□□□	□□□□	26.0#	$ 734	$ 770	$ 806	$ 828	$ 892	$ 65	$ 42
		18 x 42"	PFFA1842	□□	□	□□	□□□	□□	□□□□	□□□□	36.0#	804	837	877	905	972	68	43
		24 x 42"	PFFA2442	□□	□	□□	□□□	□□	□□□□	□□□□	47.0#	872	916	960	990	1068	71	49
		30 x 42"	PFFA3042	□□	□	□□	□□□	□□	□□□□	□□□□	57.0#	968	1018	1062	1097	1179	87	64
		36 x 42"	PFFA3642	□□	□	□□	□□□	□□	□□□□	□□□□	68.0#	1100	1158	1215	1247	1344	95	67
		42 x 42"	PFFA4242	□□	□	□□	□□□	□□	□□□□	□□□□	77.0#	1224	1288	1352	1381	1494	108	80
		48 x 42"	PFFA4842	□□	□	□□	□□□	□□	□□□□	□□□□	88.0#	1275	1343	1404	1442	1555	121	84
		54 x 42"	PFFA5442	□□	□	□□	□□□	□□	□□□□	□□□□	98.0#	1355	1421	1492	1537	1651	132	90
		60 x 42"	PFFA6042	□□	□	□□	□□□	□□	□□□□	□□□□	110.0#	1543	1617	1692	1743	1883	143	115
				Ⓐ	Ⓑ	Ⓒ	Ⓓ	Ⓔ	Ⓕ	Ⓖ	Ⓗ							

HOW TO ORDER

Indicate the following information on order form:
1. Quantity of each item.
2. Model number, including options. See "How To Build a Model Number".
3. Any special service required.

Note: • The □ indicates that a choice is required.
- The absence of the □ indicates that no choice is required.
- Alpha-numeric characters in place of □ indicate that no other alternatives are available.

HOW TO BUILD A MODEL NUMBER

Ⓐ Select basic model.

Ⓑ Select electrical code for base raceway.

CN	- Chicago, no cutouts
C1	- Chicago, 1 side w/cutouts
CP	- Chicago, 2 sides w/cutouts
DN	- Domestic, no cutouts
D1	- Domestic, 1 side w/cutouts
D	- Domestic, 2 sides w/cutouts

Ⓒ Select horizontal rail.

E	- Enhanced
S	- Standard

Ⓓ Select numbers of raceway tiles side 1

R0	- Side 1 w/no raceway tile
R1	- Side 1 w/1-12" raceway tile; add $43
R2	- Side 1 w/2-12" raceway tiles; add $87
R3	- Side 1 w/3 12" raceway tiles; add $129

Ⓔ Select numbers of raceway tiles side 2

R20	- Side 2 w/no raceway tile
R21	- Side 2 w/1-12" raceway tile; add $43
R22	- Side 2 w/2-12" raceway tiles; add $87
R23	- Side 2 w/3-12" raceway tiles; add $129

Ⓕ Select trim color.
Refer to the **Product Color Options** page in this price list.
SX Starlight Silver finish is only offered on flat aluminum trim.

Ⓖ Select fabric side 1.
Refer to **ki.com/fabrics**

Ⓗ Select fabric side 2.
Refer to **ki.com/fabrics**

UPHOLSTERY INFORMATION

Fabric Mixing

If fabric is ordered from one group on side 1 and another group on side 2, calculate list price using the following method:

Example:
-Grade 2 Fabric
-Grade 1 Fabric
———————
Upcharge

Upcharge/2 = Cost for one side

Grade 1 Fabric
+Cost for one side
———————
Combined list price

Fabric Disclaimer

Fabric will be applied as swatched by the fabric manufacturer. Fabric that is required to be applied differently than is swatched will need a Product Modification Request written specifying the direction the fabric is to be applied.

INFORMATION

Maximum Raceway Tile Possibilities

Panel Height	Side 1	Side 2
30"H	1	1
42"H	2	2
48"H	3	3
66"H	3	3
84"H	3	3

SPECIAL SERVICES

Special Carton Marking

With specially marked information N/C

Shipping

Ships **knocked down, FOB Manitowoc, WI 54220, freight prepaid.** Freight class 70.

Specifications and prices are subject to change without prior notice.

Fabric Panel - Tackable Acoustic - 3/4" Thick Tiles

Fully Segmented/Fully Segmented Panel

Fabric Panel - Tackable Acoustic - 3/4" Thick Tiles
Fully Segmented/Fully Segmented Panel

	MODEL	W x H	MODEL NUMBER: Basic Model	Electrical Code	Horizontal Rail	Number of Raceway Tiles Side 1	Number of Raceway Tiles Side 2	Trim Color	Fabric Side 1	Fabric Side 2	Approx. Packaged Weight	Delivered Pricing Fabric Grade 1 & C.O.M.	Delivered Pricing Fabric Grade 2	Delivered Pricing Fabric Grade 3 & Pallas Vertical Fabric Grade PV	Delivered Pricing Pallas Vertical Fabric Grade PV1	Delivered Pricing Pallas Vertical Fabric Grade PV2	Enhanced Horizontal Rail	Metallic Paint add to list price
	**Fully Segmented/Fully Segmented Panel - 54"H with 12"H tiles** • Three to seven horizontal rails • Four, six or eight 12" fabric tiles with mounting hooks • Two 18" fabric tile included with 84" high panels with mounting hooks • One base/raceway consisting of a raceway pan and two doors • One rounded satin-textured polypropylene top cap with splice plate • Order power separately • Order vertical posts separately • SX Starlight Silver finish is only offered on flat aluminum trim	12 x 54"	PFFA1254	□□	□	□□	□□□	□□	□□□□	□□□□	34.0#	$ 945	$ 986	$ 1032	$ 1067	$ 1153	$ 65	$ 42
		18 x 54"	PFFA1854	□□	□	□□	□□□	□□	□□□□	□□□□	47.0#	1030	1078	1131	1161	1255	68	43
		24 x 54"	PFFA2454	□□	□	□□	□□□	□□	□□□□	□□□□	60.0#	1120	1178	1237	1264	1365	71	49
		30 x 54"	PFFA3054	□□	□	□□	□□□	□□	□□□□	□□□□	73.0#	1235	1299	1358	1395	1506	87	64
		36 x 54"	PFFA3654	□□	□	□□	□□□	□□	□□□□	□□□□	86.0#	1411	1481	1550	1595	1721	95	67
		42 x 54"	PFFA4254	□□	□	□□	□□□	□□	□□□□	□□□□	99.0#	1555	1634	1705	1760	1898	108	80
		48 x 54"	PFFA4854	□□	□	□□	□□□	□□	□□□□	□□□□	112.0#	1625	1704	1783	1836	1980	121	84
		54 x 54"	PFFA5454	□□	□	□□	□□□	□□	□□□□	□□□□	125.0#	1729	1814	1898	1954	2108	132	90
PFFA		60 x 54"	PFFA6054	□□	□	□□	□□□	□□	□□□□	□□□□	141.0#	1959	2057	2151	2216	2388	143	115
PFFA	**Fully Segmented/Fully Segmented Panel - 66"H with 12"H tiles**	12 x 66"	PFFA1266	□□	□	□□	□□□	□□	□□□□	□□□□	41.0#	$ 1153	$ 1209	$ 1268	$ 1299	$ 1404	$ 65	$ 42
		18 x 66"	PFFA1866	□□	□	□□	□□□	□□	□□□□	□□□□	57.0#	1263	1325	1390	1424	1537	68	43
		24 x 66"	PFFA2466	□□	□	□□	□□□	□□	□□□□	□□□□	74.0#	1365	1436	1501	1546	1656	71	49
		30 x 66"	PFFA3066	□□	□	□□	□□□	□□	□□□□	□□□□	89.0#	1500	1575	1645	1696	1832	87	64
		36 x 66"	PFFA3666	□□	□	□□	□□□	□□	□□□□	□□□□	105.0#	1719	1802	1884	1941	2093	95	67
		42 x 66"	PFFA4266	□□	□	□□	□□□	□□	□□□□	□□□□	120.0#	1886	1976	2076	2132	2301	108	80
		48 x 66"	PFFA4866	□□	□	□□	□□□	□□	□□□□	□□□□	134.0#	1976	2069	2169	2227	2410	121	84
		54 x 66"	PFFA5466	□□	□	□□	□□□	□□	□□□□	□□□□	152.0#	2099	2204	2311	2370	2567	132	90
		60 x 66"	PFFA6066	□□	□	□□	□□□	□□	□□□□	□□□□	172.0#	2379	2500	2614	2685	2898	143	115
PFFA	**Fully Segmented/Fully Segmented Panel - 84"H with 12"H tiles**	12 x 84"	PFFA1284	□□	□	□□	□□□	□□	□□□□	□□□□	47.0#	$ 1375	$ 1450	$ 1510	$ 1556	$ 1681	$ 65	$ 42
		18 x 84"	PFFA1884	□□	□	□□	□□□	□□	□□□□	□□□□	65.0#	1510	1585	1656	1708	1845	68	43
		24 x 84"	PFFA2484	□□	□	□□	□□□	□□	□□□□	□□□□	83.0#	1627	1708	1786	1838	1984	71	49
		30 x 84"	PFFA3084	□□	□	□□	□□□	□□	□□□□	□□□□	101.0#	1819	1905	2002	2052	2218	87	64
		36 x 84"	PFFA3684	□□	□	□□	□□□	□□	□□□□	□□□□	119.0#	2055	2159	2261	2320	2505	95	67
		42 x 84"	PFFA4284	□□	□	□□	□□□	□□	□□□□	□□□□	137.0#	2260	2377	2488	2552	2757	108	80
		48 x 84"	PFFA4884	□□	□	□□	□□□	□□	□□□□	□□□□	155.0#	2365	2486	2600	2670	2876	121	84
		54 x 84"	PFFA5484	□□	□	□□	□□□	□□	□□□□	□□□□	173.0#	2546	2674	2805	2879	3109	132	90
		60 x 84"	PFFA6084	□□	□	□□	□□□	□□	□□□□	□□□□	195.0#	2849	2990	3131	3219	3477	143	115
				Ⓐ	Ⓑ	Ⓒ	Ⓓ	Ⓔ	Ⓕ	Ⓖ	Ⓗ							

HOW TO ORDER

Indicate the following information on order form:
1. Quantity of each item.
2. Model number, including options. See "How To Build a Model Number".
3. Any special service required.

Note: • The □ indicates that a choice is required.
- The absence of the □ indicates that no choice is required.
- Alpha-numeric characters in place of □ indicate that no other alternatives are available.

HOW TO BUILD A MODEL NUMBER

Ⓐ Select basic model.

Ⓑ Select electrical code for base raceway.

CN	- Chicago, no cutouts
C1	- Chicago, 1 side w/cutouts
CP	- Chicago, 2 sides w/cutouts
DN	- Domestic, no cutouts
D1	- Domestic, 1 side w/cutouts
D	- Domestic, 2 sides w/cutouts

Ⓒ Select horizontal rail.

E	- Enhanced
S	- Standard

Ⓓ Select numbers of raceway tiles side 1

R0	- Side 1 w/no raceway tile
R1	- Side 1 w/1-12" raceway tile; add $43
R2	- Side 1 w/2-12" raceway tiles; add $87
R3	- Side 1 w/3 12" raceway tiles; add $129

Ⓔ Select numbers of raceway tiles side 2

R20	- Side 2 w/no raceway tile
R21	- Side 2 w/1-12" raceway tile; add $43
R22	- Side 2 w/2-12" raceway tiles; add $87
R23	- Side 2 w/3-12" raceway tiles; add $129

Ⓕ Select trim color.
Refer to the **Product Color Options** page in this price list.
SX Starlight Silver finish is only offered on flat aluminum trim.

Ⓖ Select fabric side 1.
Refer to **ki.com/fabrics**

Ⓗ Select fabric side 2.
Refer to **ki.com/fabrics**

UPHOLSTERY INFORMATION

Fabric Mixing

If fabric is ordered from one group on side 1 and another group on side 2, calculate list price using the following method:

Example:
-Grade 2 Fabric
-Grade 1 Fabric
———————
Upcharge

Upcharge/2 = Cost for one side

Grade 1 Fabric
+Cost for one side
———————
Combined list price

Fabric Disclaimer

Fabric will be applied as swatched by the fabric manufacturer. Fabric that is required to be applied differently than is swatched will need a Product Modification Request written specifying the direction the fabric is to be applied.

INFORMATION

Maximum Raceway Tile Possibilities

Panel Height	Side 1	Side 2
30"H	1	1
42"H	2	2
48"H	3	3
66"H	3	3
84"H	3	3

SPECIAL SERVICES

Special Carton Marking

With specially marked information N/C

Shipping

Ships **knocked down, FOB Manitowoc, WI 54220, freight prepaid.** Freight class 70.

Specifications and prices are subject to change without prior notice.

Glass Panel
Face Styles

Glass Panel
Face Styles

Face Style: Full Glass

Basic Model: PG

Full Glass panel consist of a full-sized glass tile.
Consists of one glass tile utilizing a single panel
of 1/4" thick tempered glass. Base is 6". Panel thickness: 3 1/2".



STANDARD PANEL SIZES (Glass Panels)

	12" W	18" W	24" W	30" W	36" W	42" W	48" W	54" W	60" W	Side 1 Number of 12" Fabric Tiles	Side 2 Number of 12" Fabric Tiles
30" H	N/A	N/A	N/A	N/A	N/A	N/A	N/A	N/A	N/A	N/A	N/A
42" H	N/A	N/A	N/A	N/A	N/A	N/A	N/A	N/A	N/A	N/A	N/A
54" H	•	•	•	•	•	•	•	N/A	N/A	N/A	N/A
66" H	•	•	•	•	•	•	•	N/A	N/A	N/A	N/A
84" H	•	•	•	•	•	•	•	N/A	N/A	N/A	N/A

Face Style: Glass/Monolithic

Basic Model: PMMGA

Glass/Monolithic panels consist of the following: 24" fabric tile on bottom.
Remainder of panel consists of one glass tile utilizing a single panel of 1/4" thick tempered glass.
Base is 6". Panel thickness: 3 1/2".



STANDARD PANEL SIZES (Fabric/Glass–Acoustic and Highly Acoustic)

	12" W	18" W	24" W	30" W	36" W	42" W	48" W	54" W	60" W	Side 1 Number of 12" Fabric Tiles	Side 2 Number of 12" Fabric Tiles
30" H	N/A	N/A	N/A	N/A	N/A	N/A	N/A	N/A	N/A	N/A	N/A
42" H	N/A	N/A	N/A	N/A	N/A	N/A	N/A	N/A	N/A	N/A	N/A
54" H	•	•	•	•	•	•	•	N/A	N/A	N/A	N/A
66" H	•	•	•	•	•	•	•	N/A	N/A	N/A	N/A
84" H	•	•	•	•	•	•	•	N/A	N/A	N/A	N/A

Glass Panel
Face Styles

Face Style: Monolithic/Fully Segmented/Glass

Basic Model: PMFGA

Monolithic/Fully Segmented/Glass panels consist of the following:
24" fabric tile on bottom of side one, two 12" segmented fabic tiles on bottom of side two.
Remainder of panel consists of one glass tile utilizing a single panel of 1/4" thick tempered glass.
Base is 6". Panel thickness: 3 1/2".



STANDARD PANEL SIZES (Fabric/Glass–Acoustic)

	12" W	18" W	24" W	30" W	36" W	42" W	48" W	54" W	60" W	Side 1 Number of 12" Fabric Tiles	Side 2 Number of 12" Fabric Tiles
30" H	N/A	N/A	N/A	N/A	N/A	N/A	N/A	N/A	N/A	N/A	N/A
42" H	N/A	N/A	N/A	N/A	N/A	N/A	N/A	N/A	N/A	N/A	N/A
54" H	•	•	•	•	•	•	•	N/A	N/A	N/A	2
66" H	•	•	•	•	•	•	•	N/A	N/A	N/A	2
84" H	•	•	•	•	•	•	•	N/A	N/A	N/A	2

Face Style: Glass/Fully Segmented

Basic Model: PFFGA

Glass/Fully Segmented panels consist of the following:
Two 12" fabric tile on bottom. Remainder of panel consists of
one glass tile utilizing a single panel of 1/4" thick tempered glass.
Base is 6". Panel thickness: 3 1/2".



STANDARD PANEL SIZES (Fabric/Glass–Acoustic)

	12" W	18" W	24" W	30" W	36" W	42" W	48" W	54" W	60" W	Side 1 Number of 12" Fabric Tiles	Side 2 Number of 12" Fabric Tiles
30" H	N/A	N/A	N/A	N/A	N/A	N/A	N/A	N/A	N/A	N/A	N/A
42" H	N/A	N/A	N/A	N/A	N/A	N/A	N/A	N/A	N/A	N/A	N/A
54" H	•	•	•	•	•	•	•	N/A	N/A	2	2
66" H	•	•	•	•	•	•	•	N/A	N/A	2	2
84" H	•	•	•	•	•	•	•	N/A	N/A	2	2

Glass Panel
Full Glass Panel

Glass Panel
Full Glass Panel

	MODEL	W x H	MODEL NUMBER Basic Model	Electrical Code	Horizontal Rail	Glass Color	Trim Color	Approx. Packaged Weight	Clear (C)	Tinted/Bronze (T)	White Laminate (W)	Enhanced Horizontal Rail	Metallic Paint add to list price
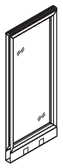	**Full Glass Panel - 54"H** • Two horizontal rails • Two aluminum window frames • One pane, 1/4" thick glass • One base/raceway consisting of a raceway pan and two doors • One rounded satin-textured polypropylene top cap with splice plate • Order power separately • Order vertical posts separately • SX Starlight Silver finish is only offered on flat aluminum trim	12 x 54"	PG1254	☐☐	☐	☐☐☐	☐☐	23.0#	$ 731	$ 766	$ 950	$ 65	$ 42
		18 x 54"	PG1854	☐☐	☐	☐☐☐	☐☐	32.0#	797	836	1033	68	43
		24 x 54"	PG2454	☐☐	☐	☐☐☐	☐☐	42.0#	872	917	1134	71	49
		30 x 54"	PG3054	☐☐	☐	☐☐☐	☐☐	51.0#	962	1016	1251	87	64
		36 x 54"	PG3654	☐☐	☐	☐☐☐	☐☐	60.0#	1050	1106	1365	95	67
		42 x 54"	PG4254	☐☐	☐	☐☐☐	☐☐	69.0#	1183	1247	1541	108	80
		48 x 54"	PG4854	☐☐	☐	☐☐☐	☐☐	79.0#	1300	1362	1685	121	84
PG													
	Full Glass Panel - 66"H	12 x 66"	PG1266	☐☐	☐	☐☐☐	☐☐	27.0#	$ 741	$ 784	$ 968	$ 65	$ 42
PG		18 x 66"	PG1866	☐☐	☐	☐☐☐	☐☐	38.0#	820	861	1067	68	43
		24 x 66"	PG2466	☐☐	☐	☐☐☐	☐☐	49.0#	906	951	1180	71	49
		30 x 66"	PG3066	☐☐	☐	☐☐☐	☐☐	59.0#	1002	1051	1305	87	64
		36 x 66"	PG3666	☐☐	☐	☐☐☐	☐☐	70.0#	1168	1225	1515	95	67
		42 x 66"	PG4266	☐☐	☐	☐☐☐	☐☐	81.0#	1309	1372	1697	108	80
		48 x 66"	PG4866	☐☐	☐	☐☐☐	☐☐	92.0#	1356	1424	1770	121	84
	Full Glass Panel - 84"H	12 x 84"	PG1284	☐☐	☐	☐☐☐	☐☐	33.0#	$ 920	$ 970	$ 1200	$ 65	$ 42
PG		18 x 84"	PG1884	☐☐	☐	☐☐☐	☐☐	46.0#	1081	1134	1404	68	43
		24 x 84"	PG2484	☐☐	☐	☐☐☐	☐☐	59.0#	1179	1238	1533	71	49
		30 x 84"	PG3084	☐☐	☐	☐☐☐	☐☐	72.0#	1279	1349	1672	87	64
		36 x 84"	PG3684	☐☐	☐	☐☐☐	☐☐	85.0#	1393	1457	1805	95	67
		42 x 84"	PG4284	☐☐	☐	☐☐☐	☐☐	98.0#	1545	1617	2009	108	80
		48 x 84"	PG4884	☐☐	☐	☐☐☐	☐☐	111.0#	1605	1684	2086	121	84

Ⓐ Ⓑ Ⓒ Ⓓ Ⓔ

HOW TO ORDER

Indicate the following information on order form:
1. Quantity of each item.
2. Model number, including options. See "How To Build a Model Number".
3. Any special service required.

Note: • The ☐ indicates that a choice is required.
- The absence of the ☐ indicates that no choice is required.
- Alpha-numeric characters in place of ☐ indicate that no other alternatives are available.

HOW TO BUILD A MODEL NUMBER

Ⓐ Select basic model.

Ⓑ Select electrical code for base raceway.

CN	- Chicago, no cutouts
C1	- Chicago, 1 side w/cutouts
CP	- Chicago, 2 sides w/cutouts
DN	- Domestic, no cutouts
D1	- Domestic, 1 side w/cutouts
D	- Domestic, 2 sides w/cutouts

Ⓒ Select horizontal rail.

E	- Enhanced
S	- Standard

Ⓓ Select glass color.

BRZ	- Tinted/Bronze
GLA	- Clear
GLC	- White Laminate

Ⓔ Select trim color.
Refer to the **Product Color Options** page in this price list.
SX Starlight Silver finish is only offered on flat aluminum trim.

SPECIAL SERVICES

Special Carton Marking

With specially marked information	N/C

Shipping

Ships **knocked down, FOB Manitowoc, WI 54220, freight prepaid.** Freight class 70.

Specifications and prices are subject to change without prior notice.

Glass/Fabric Panel - Acoustic - 3/4" Thick Tiles

Monolithic/Monolithic/Glass Panel

Glass/Fabric Panel - Acoustic - 3/4" Thick Tiles
Monolithic/Monolithic/Glass Panel



PMGA

Monolithic/Monolithic/Glass Panel - 54"H

- Three horizontal rails
- Two powder-coated aluminum window frames
- Two 24" fabric tiles with mounting hooks
- One pane, 1/4" thick glass
- One base/raceway consisting of a raceway pan and two doors
- One rounded stain-textured polypropylene top cap with splice plate
- Order power separately
- Order vertical posts separately
- Fabric tile is tackable
- SX Starlight Silver finish is only offered on flat aluminum trim

MODEL	W x H	MODEL NUMBER: Basic Model	Electrical Code (A)	Horizontal Rail (B)	Glass Color (C)	Trim Color (D)	Fabric Side 1 (E)	Fabric Side 2 (F)	Approx. Packaged Weight	Delivered Pricing Fabric Grade 1 & C.O.M.	Delivered Pricing Fabric Grade 2	Delivered Pricing Fabric Grade 3 & Pallas Vertical Fabric Grade PV	Delivered Pricing Pallas Vertical Fabric Grade PV1	Delivered Pricing Pallas Vertical Fabric Grade PV2	Enhanced Horizontal Rail	Tinted/Bronze Upcharge	White Laminate Upcharge	Metallic Paint add to list price
	12 x 54"	PMMGA1254	□□	□	□□□	□□	□□□□	□□□□	26.0#	$ 804	$ 816	$ 823	$ 837	$ 864	$ 65	$ 14	$ 121	$ 42
	18 x 54"	PMMGA1854	□□	□	□□□	□□	□□□□	□□□□	36.0#	885	898	904	926	953	68	14	132	43
	24 x 54"	PMMGA2454	□□	□	□□□	□□	□□□□	□□□□	46.0#	981	995	1009	1025	1058	71	18	147	49
	30 x 54"	PMMGA3054	□□	□	□□□	□□	□□□□	□□□□	56.0#	1070	1091	1101	1119	1157	87	19	160	64
	36 x 54"	PMMGA3654	□□	□	□□□	□□	□□□□	□□□□	66.0#	1168	1189	1199	1223	1255	95	22	176	67
	42 x 54"	PMMGA4254	□□	□	□□□	□□	□□□□	□□□□	76.0#	1314	1334	1352	1381	1416	108	27	198	80
	48 x 54"	PMMGA4854	□□	□	□□□	□□	□□□□	□□□□	85.0#	1392	1413	1430	1457	1501	121	28	205	84
PMGA	**Monolithic/Monolithic/Glass Panel - 66"H**																	
	12 x 66"	PMMGA1266	□□	□	□□□	□□	□□□□	□□□□	30.0#	$ 899	$ 912	$ 919	$ 946	$ 969	$ 65	$ 16	$ 134	$ 42
	18 x 66"	PMMGA1866	□□	□	□□□	□□	□□□□	□□□□	41.0#	989	1012	1018	1038	1067	68	18	148	43
	24 x 66"	PMMGA2466	□□	□	□□□	□□	□□□□	□□□□	53.0#	1097	1112	1127	1153	1179	71	19	162	49
	30 x 66"	PMMGA3066	□□	□	□□□	□□	□□□□	□□□□	64.0#	1204	1223	1235	1260	1299	87	23	180	64
	36 x 66"	PMMGA3666	□□	□	□□□	□□	□□□□	□□□□	75.0#	1309	1328	1345	1373	1412	95	27	196	67
	42 x 66"	PMMGA4266	□□	□	□□□	□□	□□□□	□□□□	86.0#	1466	1491	1510	1541	1588	108	29	223	80
	48 x 66"	PMMGA4866	□□	□	□□□	□□	□□□□	□□□□	98.0#	1550	1582	1595	1627	1677	121	31	232	84
PMGA	**Monolithic/Monolithic/Glass Panel - 84"H**																	
	12 x 84"	PMMGA1284	□□	□	□□□	□□	□□□□	□□□□	36.0#	$ 980	$ 993	$ 1005	$ 1023	$ 1055	$ 65	$ 18	$ 147	$ 42
	18 x 84"	PMMGA1884	□□	□	□□□	□□	□□□□	□□□□	50.0#	1083	1100	1113	1134	1167	68	19	161	43
	24 x 84"	PMMGA2484	□□	□	□□□	□□	□□□□	□□□□	63.0#	1200	1222	1234	1259	1296	71	23	180	49
	30 x 84"	PMMGA3084	□□	□	□□□	□□	□□□□	□□□□	77.0#	1314	1334	1352	1381	1416	87	27	198	64
	36 x 84"	PMMGA3684	□□	□	□□□	□□	□□□□	□□□□	90.0#	1436	1457	1476	1505	1554	95	29	218	67
	42 x 84"	PMMGA4284	□□	□	□□□	□□	□□□□	□□□□	104.0#	1675	1704	1721	1756	1803	108	34	250	80
	48 x 84"	PMMGA4884	□□	□	□□□	□□	□□□□	□□□□	120.0#	1769	1798	1820	1850	1906	121	36	265	84
			Ⓐ	Ⓑ	Ⓒ	Ⓓ	Ⓔ	Ⓕ	Ⓖ									

HOW TO ORDER

Indicate the following information on order form:
1. Quantity of each item.
2. Model number, including options. See "How To Build a Model Number".
3. Any special service required.

Note: • The □ indicates that a choice is required.
- The absence of the □ indicates that no choice is required.
- Alpha-numeric characters in place of □ indicate that no other alternatives are available.

HOW TO BUILD A MODEL NUMBER

Ⓐ Select basic model.

Ⓑ Select electrical code for base raceway.

CN	- Chicago, no cutouts
C1	- Chicago, 1 side w/cutouts
CP	- Chicago, 2 sides w/cutouts
DN	- Domestic, no cutouts
D1	- Domestic, 1 side w/cutouts
D	- Domestic, 2 sides w/cutouts

Ⓒ Select horizontal rail.

E	- Enhanced
S	- Standard

Ⓓ Select glass color.

GLA	- Clear
BRZ	- Tinted/Bronze
GLC	- White laminate

See pricing columns for glass upcharge.

Ⓔ Select trim color.
Refer to the **Product Color Options** page in this price list.
SX Starlight Silver finish is only offered on flat aluminum trim.

Ⓕ Select fabric side 1.
Refer to **ki.com/fabrics**

Ⓖ Select fabric side 2.
Refer to **ki.com/fabrics**

UPHOLSTERY INFORMATION

Fabric Mixing

If fabric is ordered from one group on side 1 and another group on side 2, calculate list price using the following method:

Example:
-Grade 2 Fabric
-Grade 1 Fabric
———————
Upcharge

Upcharge/2 = Cost for one side

Grade 1 Fabric
+Cost for one side
———————
Combined list price

Fabric Disclaimer

Fabric will be applied as swatched by the fabric manufacturer. Fabric that is required to be applied differently than is swatched will need a Product Modification Request written specifying the direction the fabric is to be applied.

SPECIAL SERVICES

Special Carton Marking

With specially marked information N/C

Shipping

Ships **knocked down, FOB Manitowoc, WI 54220, freight prepaid.** Freight class 70.

Specifications and prices are subject to change without prior notice.

Glass/Fabric Panel - Acoustic - 3/4" Thick Tiles

Monolithic/Fully Segmented/Glass Panel

Glass/Fabric Panel - Acoustic - 3/4" Thick Tiles
Monolithic/Fully Segmented/Glass Panel



PFGA

Monolithic/Fully Segmented/Glass Panel - 54"H

- Four horizontal rails
- Two powder-coated aluminum window frames
- One pane, 1/4" thick glass
- One 24" fabric tile
- Two 12" fabric tiles
- One base/raceway consisting of a raceway pan and two doors
- One rounded satin-textured polypropylene top cap with splice plate
- Order power separately
- Order vertcial posts separately
- Fabric tile is tackable
- SX Starlight Silver finish is only offered on flat aluminum trim

	MODEL NUMBER																			
W x H	Basic Model	Electrical Code	Horizontal Rail	Number of Raceway Tiles Side 1	Number of Raceway Tiles Side 2	Glass Color	Trim Color	Fabric Side 1	Fabric Side 2	Approx. Packaged Weight	Delivered Pricing Fabric Grade 1 & C.O.M.	Delivered Pricing Fabric Grade 2	Delivered Pricing Fabric Grade 3 & Pallas Vertical Fabric Grade PV	Delivered Pricing Pallas Vertical Fabric Grade PV1	Delivered Pricing Pallas Vertical Fabric Grade PV2	Enhanced Horizontal Rail	Tinted/Bronze Upcharge	White Laminate Upcharge	Metallic Paint add to list price
12 x 54"	PMFGA1254	□□	□	R0	□□□	□□□	□□	□□□□	□□□□	29.0#	$ 904	$ 917	$ 930	$ 950	$ 976	$ 65	$ 16	$ 134	$ 42
18 x 54"	PMFGA1854	□□	□	R0	□□□	□□□	□□	□□□□	□□□□	40.0#	989	1012	1018	1038	1067	68	18	148	43
24 x 54"	PMFGA2454	□□	□	R0	□□□	□□□	□□	□□□□	□□□□	52.0#	1091	1106	1119	1141	1171	71	19	162	49
30 x 54"	PMFGA3054	□□	□	R0	□□□	□□□	□□	□□□□	□□□□	63.0#	1189	1212	1225	1253	1286	87	23	179	64
36 x 54"	PMFGA3654	□□	□	R0	□□□	□□□	□□	□□□□	□□□□	75.0#	1314	1334	1352	1381	1416	95	27	198	67
42 x 54"	PMFGA4254	□□	□	R0	□□□	□□□	□□	□□□□	□□□□	87.0#	1476	1501	1517	1550	1595	108	29	224	80
48 x 54"	PMFGA4854	□□	□	R0	□□□	□□□	□□	□□□□	□□□□	98.0#	1545	1567	1590	1624	1673	121	31	232	84
12 x 66"	PMFGA1266	□□	□	R0	□□□	□□□	□□	□□□□	□□□□	33.0#	$ 999	$ 1019	$ 1023	$ 1049	$ 1080	$ 65	$ 18	$ 150	$ 42
18 x 66"	PMFGA1866	□□	□	R0	□□□	□□□	□□	□□□□	□□□□	46.0#	1098	1118	1129	1154	1180	68	19	165	43
24 x 66"	PMFGA2466	□□	□	R0	□□□	□□□	□□	□□□□	□□□□	60.0#	1208	1224	1237	1267	1300	71	23	180	49
30 x 66"	PMFGA3066	□□	□	R0	□□□	□□□	□□	□□□□	□□□□	72.0#	1316	1340	1356	1389	1420	87	27	198	64
36 x 66"	PMFGA3666	□□	□	R0	□□□	□□□	□□	□□□□	□□□□	85.0#	1456	1482	1500	1531	1575	95	29	221	67
42 x 66"	PMFGA4266	□□	□	R0	□□□	□□□	□□	□□□□	□□□□	98.0#	1627	1654	1677	1708	1756	108	32	243	80
48 x 66"	PMFGA4866	□□	□	R0	□□□	□□□	□□	□□□□	□□□□	111.0#	1707	1742	1757	1787	1844	121	36	255	84
	Ⓐ	Ⓑ	Ⓒ	Ⓓ	Ⓔ	Ⓕ	Ⓖ	Ⓗ	Ⓘ										

HOW TO ORDER

Indicate the following information on order form:
1. Quantity of each item.
2. Model number, including options. See "How To Build a Model Number".
3. Any special service required.

Note: • The □ indicates that a choice is required.
- The absence of the □ indicates that no choice is required.
- Alpha-numeric characters in place of □ indicate that no other alternatives are available.

HOW TO BUILD A MODEL NUMBER

Ⓐ Select basic model.

Ⓑ Select electrical code for base raceway.

CN	- Chicago, no cutouts
C1	- Chicago, 1 side w/cutouts
CP	- Chicago, 2 sides w/cutouts
DN	- Domestic, no cutouts
D1	- Domestic, 1 side w/cutouts
D	- Domestic, 2 sides w/cutouts

Ⓒ Select horizontal rail.

E	- Enhanced
S	- Standard

Ⓓ Select numbers of raceway tiles side 1

R0	- Side 1 w/no raceway tile

Ⓔ Select numbers of raceway tiles side 2

R20	- Side 2 w/no raceway tile
R21	- Side 2 w/1-12" raceway tile; add $43

Ⓕ Select glass color.

GLA	- Clear
BRZ	- Tinted/Bronze
GLC	- White laminate

See pricing columns for glass upcharge.

Ⓖ Select trim color.
Refer to the **Product Color Options** page in this price list.
SX Starlight Silver finish is only offered on flat aluminum trim.

Ⓗ Select fabric side 1.
Refer to **ki.com/fabrics**

Ⓘ Select fabric side 2.
Refer to **ki.com/fabrics**

UPHOLSTERY INFORMATION

Fabric Mixing

If fabric is ordered from one group on side 1 and another group on side 2, calculate list price using the following method:

Example:
-Grade 2 Fabric
-Grade 1 Fabric
———————
Upcharge

Upcharge/2 = Cost for one side

Grade 1 Fabric
+Cost for one side
———————
Combined list price

Fabric Disclaimer

Fabric will be applied as swatched by the fabric manufacturer. Fabric that is required to be applied differently than is swatched will need a Product Modification Request written specifying the direction the fabric is to be applied.

INFORMATION

Maximum Raceway Tile Possibilities

Panel Height	Side 1	Side 2
54"H	0	1
66"H	0	1
84"H	0	1

SPECIAL SERVICES

Special Carton Marking

With specially marked information N/C

Shipping

Ships **knocked down, FOB Manitowoc, WI 54220, freight prepaid.** Freight class 70.

Specifications and prices are subject to change without prior notice.

Glass/Fabric Panel - Acoustic - 3/4" Thick Tiles

Monolithic/Fully Segmented/Glass Panel

Glass/Fabric Panel - Acoustic - 3/4" Thick Tiles
Monolithic/Fully Segmented/Glass Panel



PFGA

Monolithic/Fully Segmented/Glass Panel - 84"H

	MODEL NUMBER																				
W x H	Basic Model	Electrical Code	Horizontal Rail	Number of Raceway Tiles Side 1	Number of Raceway Tiles Side 2	Glass Color	Trim Color	Fabric Side 1	Fabric Side 2	Approx. Packaged Weight	Delivered Pricing Fabric Grade 1 & C.O.M.	Delivered Pricing Fabric Grade 2	Delivered Pricing Fabric Grade 3 & Pallas Vertical Fabric Grade PV	Delivered Pricing Pallas Vertical Fabric Grade PV1	Delivered Pricing Pallas Vertical Fabric Grade PV2	Enhanced Horizontal Rail	Tinted/Bronze Upcharge	White Laminate Upcharge	Metallic Paint add to list price
12 x 84"	PMFGA1284	☐☐	☐	R0	☐☐☐	☐☐☐	☐☐	☐☐☐☐	☐☐☐☐	39.0#	$ 1081	$ 1099	$ 1112	$ 1133	$ 1166	$ 65	$ 19	$ 161	$ 42
18 x 84"	PMFGA1884	☐☐	☐	R0	☐☐☐	☐☐☐	☐☐	☐☐☐☐	☐☐☐☐	54.0#	1188	1210	1224	1251	1285	68	23	178	43
24 x 84"	PMFGA2484	☐☐	☐	R0	☐☐☐	☐☐☐	☐☐	☐☐☐☐	☐☐☐☐	70.0#	1306	1326	1344	1372	1411	71	27	196	49
30 x 84"	PMFGA3084	☐☐	☐	R0	☐☐☐	☐☐☐	☐☐	☐☐☐☐	☐☐☐☐	85.0#	1436	1457	1476	1505	1554	87	29	218	64
36 x 84"	PMFGA3684	☐☐	☐	R0	☐☐☐	☐☐☐	☐☐	☐☐☐☐	☐☐☐☐	100.0#	1585	1615	1629	1656	1711	95	32	238	67
42 x 84"	PMFGA4284	☐☐	☐	R0	☐☐☐	☐☐☐	☐☐	☐☐☐☐	☐☐☐☐	115.0#	1837	1877	1887	1924	1979	108	39	278	80
48 x 84"	PMFGA4884	☐☐	☐	R0	☐☐☐	☐☐☐	☐☐	☐☐☐☐	☐☐☐☐	130.0#	1921	1959	1977	2017	2068	121	40	287	84
		Ⓐ	Ⓑ	Ⓒ	Ⓓ	Ⓔ	Ⓕ	Ⓖ	Ⓗ	Ⓘ									

HOW TO ORDER

Indicate the following information on order form:
1. Quantity of each item.
2. Model number, including options. See "How To Build a Model Number".
3. Any special service required.

Note: • The ☐ indicates that a choice is required.
- The absence of the ☐ indicates that no choice is required.
- Alpha-numeric characters in place of ☐ indicate that no other alternatives are available.

HOW TO BUILD A MODEL NUMBER

Ⓐ Select basic model.

Ⓑ Select electrical code for base raceway.

CN	- Chicago, no cutouts
C1	- Chicago, 1 side w/cutouts
CP	- Chicago, 2 sides w/cutouts
DN	- Domestic, no cutouts
D1	- Domestic, 1 side w/cutouts
D	- Domestic, 2 sides w/cutouts

Ⓒ Select horizontal rail.

E	- Enhanced
S	- Standard

Ⓓ Select numbers of raceway tiles side 1

R0	- Side 1 w/no raceway tile

Ⓔ Select numbers of raceway tiles side 2

R20	- Side 2 w/no raceway tile
R21	- Side 2 w/1-12" raceway tile; add $43

Ⓕ Select glass color.

GLA	- Clear
BRZ	- Tinted/Bronze
GLC	- White laminate

See pricing columns for glass upcharge.

Ⓖ Select trim color.
Refer to the **Product Color Options** page in this price list.
SX Starlight Silver finish is only offered on flat aluminum trim.

Ⓗ Select fabric side 1.
Refer to **ki.com/fabrics**

Ⓘ Select fabric side 2.
Refer to **ki.com/fabrics**

UPHOLSTERY INFORMATION

Fabric Mixing

If fabric is ordered from one group on side 1 and another group on side 2, calculate list price using the following method:

Example:
-Grade 2 Fabric
-Grade 1 Fabric
———
Upcharge

Upcharge/2 = Cost for one side

Grade 1 Fabric
+Cost for one side
———
Combined list price

Fabric Disclaimer

Fabric will be applied as swatched by the fabric manufacturer. Fabric that is required to be applied differently than is swatched will need a Product Modification Request written specifying the direction the fabric is to be applied.

INFORMATION

Maximum Raceway Tile Possibilities

Panel Height	Side 1	Side 2
54"H	0	1
66"H	0	1
84"H	0	1

SPECIAL SERVICES

Special Carton Marking

With specially marked information N/C

Shipping

Ships **knocked down, FOB Manitowoc, WI 54220, freight prepaid.** Freight class 70.

Specifications and prices are subject to change without prior notice.

Glass/Fabric Panel - Acoustic - 3/4" Thick Tiles

Fully Segmented/Fully Segmented/Glass Panel

Glass/Fabric Panel - Acoustic - 3/4" Thick Tiles
Fully Segmented/Fully Segmented/Glass Panel



PGA

Fully Segmented/Fully Segmented/ Glass Panel - 54"H

- Four horizontal rails
- Two powder-coated aluminum window frames
- One pane, 1/4" thick glass
- One base/raceway consisting of a raceway pan and two doors
- One rounded satin-textured polypropylene top cap with splice plate
- Order power separately
- Order vertcial posts separately
- Fabric tile is tackable
- SX Starlight Silver finish is only offered on flat aluminum trim

Fully Segmented/Fully Segmented/ Glass Panel - 66"H

	MODEL NUMBER																			
W x H	Basic Model	Electrical Code	Horizontal Rail	Number of Raceway Tiles Side 1	Number of Raceway Tiles Side 2	Glass Color	Trim Color	Fabric Side 1	Fabric Side 2	Approx. Packaged Weight	Delivered Pricing Fabric Grade 1 & C.O.M.	Delivered Pricing Fabric Grade 2	Delivered Pricing Fabric Grade 3 & Pallas Vertical Fabric Grade PV	Delivered Pricing Pallas Vertical Fabric Grade PV1	Delivered Pricing Pallas Vertical Fabric Grade PV2	Enhanced Horizontal Rail	Tinted/Bronze Upcharge	White Laminate Upcharge	Metallic Paint add to list price
12 x 54"	PFFGA1254	□□	□	□□	□□□	□□□	□□	□□□□	□□□□	30.0#	$ 982	$ 999	$ 1011	$ 1026	$ 1060	$ 65	$ 18	N/A	$ 42
18 x 54"	PFFGA1854	□□	□	□□	□□□	□□□	□□	□□□□	□□□□	42.0#	1070	1091	1101	1119	1157	68	19	160	43
24 x 54"	PFFGA2454	□□	□	□□	□□□	□□□	□□	□□□□	□□□□	54.0#	1167	1185	1198	1222	1254	71	22	174	49
30 x 54"	PFFGA3054	□□	□	□□	□□□	□□□	□□	□□□□	□□□□	66.0#	1271	1293	1312	1340	1369	87	27	192	64
36 x 54"	PFFGA3654	□□	□	□□	□□□	□□□	□□	□□□□	□□□□	78.0#	1314	1334	1352	1381	1416	95	27	198	67
42 x 54"	PFFGA4254	□□	□	□□	□□□	□□□	□□	□□□□	□□□□	90.0#	1590	1624	1634	1665	1719	108	32	238	80
48 x 54"	PFFGA4854	□□	□	□□	□□□	□□□	□□	□□□□	□□□□	102.0#	1648	1682	1696	1729	1779	121	34	34	84
12 x 66"	PFFGA1266	□□	□	□□	□□□	□□□	□□	□□□□	□□□□	34.0#	$ 1081	$ 1099	$ 1112	$ 1133	$ 1166	$ 65	$ 19	$ 161	$ 42
18 x 66"	PFFGA1866	□□	□	□□	□□□	□□□	□□	□□□□	□□□□	47.0#	1179	1199	1212	1235	1275	68	23	178	43
24 x 66"	PFFGA2466	□□	□	□□	□□□	□□□	□□	□□□□	□□□□	61.0#	1277	1300	1316	1344	1381	71	27	192	49
30 x 66"	PFFGA3066	□□	□	□□	□□□	□□□	□□	□□□□	□□□□	75.0#	1401	1424	1446	1471	1515	87	28	28	64
36 x 66"	PFFGA3666	□□	□	□□	□□□	□□□	□□	□□□□	□□□□	88.0#	1563	1588	1610	1644	1688	95	32	234	67
42 x 66"	PFFGA4266	□□	□	□□	□□□	□□□	□□	□□□□	□□□□	101.0#	1742	1776	1792	1827	1879	108	36	261	80
48 x 66"	PFFGA4866	□□	□	□□	□□□	□□□	□□	□□□□	□□□□	115.0#	1805	1845	1858	1896	1948	121	39	272	84
	Ⓐ	Ⓑ	Ⓒ	Ⓓ	Ⓔ	Ⓕ	Ⓖ	Ⓗ	Ⓘ										

HOW TO ORDER

Indicate the following information on order form:
1. Quantity of each item.
2. Model number, including options. See "How To Build a Model Number".
3. Any special service required.

Note: • The □ indicates that a choice is required.
- The absence of the □ indicates that no choice is required.
- Alpha-numeric characters in place of □ indicate that no other alternatives are available.

HOW TO BUILD A MODEL NUMBER

Ⓐ Select basic model.

Ⓑ Select electrical code for base raceway.

CN	- Chicago, no cutouts
C1	- Chicago, 1 side w/cutouts
CP	- Chicago, 2 sides w/cutouts
DN	- Domestic, no cutouts
D1	- Domestic, 1 side w/cutouts
D	- Domestic, 2 sides w/cutouts

Ⓒ Select horizontal rail.

E	- Enhanced
S	- Standard

Ⓓ Select numbers of raceway tiles side 1

R0	- Side 1 w/no raceway tile
R1	- Side 1 w/1-12" raceway tile; add $43

Ⓔ Select numbers of raceway tiles side 2

R20	- Side 2 w/no raceway tile
R21	- Side 2 w/1-12" raceway tile; add $43

Ⓕ Select glass color.

GLA	- Clear
BRZ	- Tinted/Bronze
GLC	- White laminate

See pricing columns for glass upcharge.

Ⓖ Select trim color.
Refer to the **Product Color Options** page in this price list.
SX Starlight Silver finish is only offered on flat aluminum trim.

Ⓗ Select fabric side 1.
Refer to **ki.com/fabrics**

Ⓘ Select fabric side 2.
Refer to **ki.com/fabrics**

UPHOLSTERY INFORMATION

Fabric Mixing

If fabric is ordered from one group on side 1 and another group on side 2, calculate list price using the following method:

Example:
-Grade 2 Fabric
-Grade 1 Fabric
_____-
Upcharge

Upcharge/2 = Cost for one side

Grade 1 Fabric
+Cost for one side
_____
Combined list price

Fabric Disclaimer

Fabric will be applied as swatched by the fabric manufacturer. Fabric that is required to be applied differently than is swatched will need a Product Modification Request written specifying the direction the fabric is to be applied.

INFORMATION

Maximum Raceway Tile Possibilities

Panel Height	Side 1	Side 2
54"H	1	1
66"H	1	1
84"H	1	1

SPECIAL SERVICES

Special Carton Marking

With specially marked information	N/C

Shipping

Ships **knocked down, FOB Pembroke, ON K8A 0E1, freight prepaid.** Freight class 70.

Specifications and prices are subject to change without prior notice.

Glass/Fabric Panel - Acoustic - 3/4" Thick Tiles

Fully Segmented/Fully Segmented/Glass Panel

Glass/Fabric Panel - Acoustic - 3/4" Thick Tiles
Fully Segmented/Fully Segmented/Glass Panel



PGA

Fully Segmented/Fully Segmented/ Glass Panel - 84"H

	MODEL NUMBER																				
W x H	Basic Model	Electrical Code	Horizontal Rail	Number of Raceway Tiles Side 1	Number of Raceway Tiles Side 2	Glass Color	Trim Color	Fabric Side 1	Fabric Side 2	Approx. Packaged Weight	Delivered Pricing Fabric Grade 1 & C.O.M.	Delivered Pricing Fabric Grade 2	Delivered Pricing Fabric Grade 3 & Pallas Vertical Fabric Grade PV	Delivered Pricing Pallas Vertical Fabric Grade PV1	Delivered Pricing Pallas Vertical Fabric Grade PV2	Enhanced Horizontal Rail	Tinted/Bronze Upcharge	White Laminate Upcharge	Metallic Paint add to list price
12 x 84"	PFFGA1284	□□	□	□□	□□□	□□□	□□	□□□□	□□□□	40.0#	$ 1160	$ 1178	$ 1191	$ 1215	$ 1249	$ 65	$ 22	$ 174	$ 42
18 x 84"	PFFGA1884	□□	□	□□	□□□	□□□	□□	□□□□	□□□□	56.0#	1271	1293	1312	1340	1369	68	27	194	43
24 x 84"	PFFGA2484	□□	□	□□	□□□	□□□	□□	□□□□	□□□□	72.0#	1382	1401	1421	1453	1495	71	28	205	49
30 x 84"	PFFGA3084	□□	□	□□	□□□	□□□	□□	□□□□	□□□□	88.0#	1513	1537	1558	1586	1641	87	31	229	64
36 x 84"	PFFGA3684	□□	□	□□	□□□	□□□	□□	□□□□	□□□□	103.0#	1686	1719	1735	1772	1824	95	34	252	67
42 x 84"	PFFGA4284	□□	□	□□	□□□	□□□	□□	□□□□	□□□□	119.0#	1945	1984	2002	2040	2095	108	41	291	80
48 x 84"	PFFGA4884	□□	□	□□	□□□	□□□	□□	□□□□	□□□□	134.0#	2025	2062	2091	2126	2186	121	42	303	84
	Ⓐ	Ⓑ	Ⓒ	Ⓓ	Ⓔ	Ⓕ	Ⓖ	Ⓗ	Ⓘ											

HOW TO ORDER

Indicate the following information on order form:
1. Quantity of each item.
2. Model number, including options. See "How To Build a Model Number".
3. Any special service required.

Note: • The □ indicates that a choice is required.
- The absence of the □ indicates that no choice is required.
- Alpha-numeric characters in place of □ indicate that no other alternatives are available.

HOW TO BUILD A MODEL NUMBER

Ⓐ Select basic model.

Ⓑ Select electrical code for base raceway.

CN	- Chicago, no cutouts
C1	- Chicago, 1 side w/cutouts
CP	- Chicago, 2 sides w/cutouts
DN	- Domestic, no cutouts
D1	- Domestic, 1 side w/cutouts
D	- Domestic, 2 sides w/cutouts

Ⓒ Select horizontal rail.

E	- Enhanced
S	- Standard

Ⓓ Select numbers of raceway tiles side 1

R0	- Side 1 w/no raceway tile
R1	- Side 1 w/1-12" raceway tile; add $43

Ⓔ Select numbers of raceway tiles side 2

R20	- Side 2 w/no raceway tile
R21	- Side 2 w/1-12" raceway tile; add $43

Ⓕ Select glass color.

GLA	- Clear
BRZ	- Tinted/Bronze
GLC	- White laminate

See pricing columns for glass upcharge.

Ⓖ Select trim color.
Refer to the **Product Color Options** page in this price list.
SX Starlight Silver finish is only offered on flat aluminum trim.

Ⓗ Select fabric side 1.
Refer to **ki.com/fabrics**

Ⓘ Select fabric side 2.
Refer to **ki.com/fabrics**

UPHOLSTERY INFORMATION

Fabric Mixing

If fabric is ordered from one group on side 1 and another group on side 2, calculate list price using the following method:

Example:
-Grade 2 Fabric
-Grade 1 Fabric
———
Upcharge

Upcharge/2 = Cost for one side

Grade 1 Fabric
+Cost for one side
———
Combined list price

Fabric Disclaimer

Fabric will be applied as swatched by the fabric manufacturer. Fabric that is required to be applied differently than is swatched will need a Product Modification Request written specifying the direction the fabric is to be applied.

INFORMATION

Maximum Raceway Tile Possibilities

Panel Height	Side 1	Side 2
54"H	1	1
66"H	1	1
84"H	1	1

SPECIAL SERVICES

Special Carton Marking

With specially marked information N/C

Shipping

Ships **knocked down, FOB Manitowoc, WI 54220, freight prepaid.** Freight class 70.

Specifications and prices are subject to change without prior notice.

Open Panel
Face Styles

Open Panel
Face Styles

Face Style: Fully Open

Basic Model: PO



Fully Open panels consist of a full-sized open tile. Base is 6".

STANDARD PANEL SIZES (Open Panels)

	12" W	18" W	24" W	30" W	36" W	42" W	48" W	54" W	60" W	Side 1 Number of 12" Fabric Tiles	Side 2 Number of 12" Fabric Tiles
30" H	•	•	•	•	•	•	•	•	•	N/A	N/A
42" H	•	•	•	•	•	•	•	•	•	N/A	N/A
54" H	•	•	•	•	•	•	•	•	•	N/A	N/A
66" H	•	•	•	•	•	•	•	•	•	N/A	N/A
84" H	•	•	•	•	•	•	•	•	•	N/A	N/A

Face Style: Open/Monolithic

Basic Model: POMMA

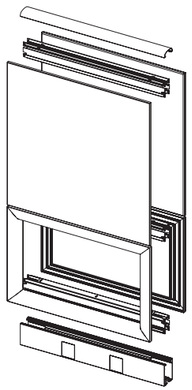

Open/Monolithic panels consist of the following:
24" open tile on bottom. Remainder of panel is a single fabric tile. Base is 6". Panel thickness: 3½".

STANDARD PANEL SIZES (Open/Fabric–Acoustic)

	12" W	18" W	24" W	30" W	36" W	42" W	48" W	54" W	60" W	Side 1 Number of 12" Fabric Tiles	Side 2 Number of 12" Fabric Tiles
30" H	N/A	N/A	N/A	N/A	N/A	N/A	N/A	N/A	N/A	N/A	N/A
42" H	•	•	•	•	•	•	•	•	•	1	1
54" H	•	•	•	•	•	•	•	•	•	N/A	N/A
66" H	•	•	•	•	•	•	•	•	•	N/A	N/A
84" H	•	•	•	•	•	•	•	•	•	N/A	N/A

Face Style: Monolithic/Open Panels

Basic Model: PMMOA



Monolithic/Open panels consist of the following:
24" fabric tile on bottom and an open frame on top.
Base is 6". Panel thickness: 3½".

STANDARD PANEL SIZES (Fabric/Open–Acoustic and Highly Acoustic)

	12" W	18" W	24" W	30" W	36" W	42" W	48" W	54" W	60" W	Side 1 Number of 12" Fabric Tiles	Side 2 Number of 12" Fabric Tiles
30" H	N/A	N/A	N/A	N/A	N/A	N/A	N/A	N/A	N/A	N/A	N/A
42" H	•	•	•	•	•	•	•	•	•	N/A	N/A
54" H	•	•	•	•	•	•	•	•	•	N/A	N/A
66" H	•	•	•	•	•	•	•	•	•	N/A	N/A
84" H	•	•	•	•	•	•	•	•	•	N/A	N/A

Open Panel
Full Open Panel

Open Panel
Full Open Panel

	MODEL	W x H	MODEL NUMBER: Basic Model	Electrical Code	Horizontal Rail	Trim Color	Approx. Packaged Weight	Delivered Pricing	Enhanced Horizontal Rail	Metallic Paint add to list price
	**Full Open Panel - 30"H** • Two horizontal rails • Two powder-coated aluminum window frames • One base/raceway consisting of a raceway pan and two doors • One rounded satin-textured polypropylene top cap with splice plate • Order power separately • Order vertical posts separately • SX Starlight Silver finish is only offered on flat aluminum trim	12 x 30"	PO1230	☐☐	☐	☐☐	9.0#	$ 487	$ 65	$ 42
		18 x 30"	PO1830	☐☐	☐	☐☐	13.0#	532	68	43
		24 x 30"	PO2430	☐☐	☐	☐☐	16.0#	582	71	49
		30 x 30"	PO3030	☐☐	☐	☐☐	20.0#	634	87	64
		36 x 30"	PO3630	☐☐	☐	☐☐	24.0#	694	95	67
		42 x 30"	PO4230	☐☐	☐	☐☐	27.0#	797	108	80
PO		48 x 30"	PO4830	☐☐	☐	☐☐	31.0#	813	121	84
	Full Open Panel - 42"H	12 x 42"	PO1242	☐☐	☐	☐☐	10.0#	$ 577	$ 65	$ 42
PO		18 x 42"	PO1842	☐☐	☐	☐☐	14.0#	615	68	43
		24 x 42"	PO2442	☐☐	☐	☐☐	18.0#	668	71	49
		30 x 42"	PO3042	☐☐	☐	☐☐	21.0#	725	87	64
		36 x 42"	PO3642	☐☐	☐	☐☐	25.0#	785	95	67
		42 x 42"	PO4242	☐☐	☐	☐☐	28.0#	896	108	80
		48 x 42"	PO4842	☐☐	☐	☐☐	32.0#	906	121	84
	Full Open Panel - 54"H	12 x 54"	PO1254	☐☐	☐	☐☐	12.0#	$ 637	$ 65	$ 42
PO		18 x 54"	PO1854	☐☐	☐	☐☐	15.0#	676	68	43
		24 x 54"	PO2454	☐☐	☐	☐☐	19.0#	734	71	49
		30 x 54"	PO3054	☐☐	☐	☐☐	22.0#	787	87	64
		36 x 54"	PO3654	☐☐	☐	☐☐	26.0#	849	95	67
		42 x 54"	PO4254	☐☐	☐	☐☐	30.0#	956	108	80
		48 x 54"	PO4854	☐☐	☐	☐☐	33.0#	995	121	84

Ⓐ Ⓑ Ⓒ Ⓓ

HOW TO ORDER

Indicate the following information on order form:
1. Quantity of each item.
2. Model number, including options. See "How To Build a Model Number".
3. Any special service required.

Note: • The ☐ indicates that a choice is required.
- The absence of the ☐ indicates that no choice is required.
- Alpha-numeric characters in place of ☐ indicate that no other alternatives are available.

HOW TO BUILD A MODEL NUMBER

Ⓐ Select basic model.

Ⓑ Select electrical code for base raceway.

CN	- Chicago, no cutouts
C1	- Chicago, 1 side w/cutouts
CP	- Chicago, 2 sides w/cutouts
DN	- Domestic, no cutouts
D1	- Domestic, 1 side w/cutouts
D	- Domestic, 2 sides w/cutouts

Ⓒ Select horizontal rail.

E	- Enhanced
S	- Standard

Ⓓ Select trim color.
Refer to the **Product Color Options** page in this price list.
SX Starlight Silver finish is only offered on flat aluminum trim.

SPECIAL SERVICES

Special Carton Marking

With specially marked information N/C

Shipping

Ships **knocked down, FOB Pembroke, ON K8A 0E1, freight prepaid.** Freight class 70.

Specifications and prices are subject to change without prior notice.

Open Panel
Full Open Panel

Open Panel
Full Open Panel

	MODEL	W x H	MODEL NUMBER Basic Model (A)	Electrical Code (B)	Horizontal Rail (C)	Trim Color (D)	Approx. Packaged Weight	Delivered Pricing	Enhanced Horizontal Rail	Metallic Paint add to list price
 PO	**Full Open Panel - 66"H** • Two horizontal rails • Two powder-coated aluminum window frames • One base/raceway consisting of a raceway pan and two doors • One rounded satin-textured polypropylene top cap with splice plate • Order power separately • Order vertical posts separately • SX Starlight Silver finish is only offered on flat aluminum trim	12 x 66"	PO1266	☐☐	☐	☐☐	13.0#	$ 643	$ 65	$ 42
		18 x 66"	PO1866	☐☐	☐	☐☐	17.0#	688	68	43
		24 x 66"	PO2466	☐☐	☐	☐☐	20.0#	739	71	49
		30 x 66"	PO3066	☐☐	☐	☐☐	24.0#	793	87	64
		36 x 66"	PO3666	☐☐	☐	☐☐	27.0#	885	95	67
		42 x 66"	PO4266	☐☐	☐	☐☐	31.0#	987	108	80
		48 x 66"	PO4866	☐☐	☐	☐☐	34.0#	1011	121	84
PO	**Full Open Panel - 84"H**	12 x 84"	PO1284	☐☐	☐	☐☐	15.0#	$ 811	$ 65	$ 42
PO		18 x 84"	PO1884	☐☐	☐	☐☐	18.0#	878	68	43
		24 x 84"	PO2484	☐☐	☐	☐☐	22.0#	934	71	49
		30 x 84"	PO3084	☐☐	☐	☐☐	25.0#	987	87	64
		36 x 84"	PO3684	☐☐	☐	☐☐	29.0#	1049	95	67
		42 x 84"	PO4284	☐☐	☐	☐☐	33.0#	1158	108	80
		48 x 84"	PO4884	☐☐	☐	☐☐	36.0#	1174	121	84

HOW TO ORDER

Indicate the following information on order form:
1. Quantity of each item.
2. Model number, including options. See "How To Build a Model Number".
3. Any special service required.

Note: • The ☐ indicates that a choice is required.
- The absence of the ☐ indicates that no choice is required.
- Alpha-numeric characters in place of ☐ indicate that no other alternatives are available.

HOW TO BUILD A MODEL NUMBER

A Select basic model.

B Select electrical code for base raceway.

CN	- Chicago, no cutouts
C1	- Chicago, 1 side w/cutouts
CP	- Chicago, 2 sides w/cutouts
DN	- Domestic, no cutouts
D1	- Domestic, 1 side w/cutouts
D	- Domestic, 2 sides w/cutouts

C Select horizontal rail.

E	- Enhanced
S	- Standard

D Select trim color.
Refer to the **Product Color Options** page in this price list.
SX Starlight Silver finish is only offered on flat aluminum trim.

SPECIAL SERVICES

Special Carton Marking

With specially marked information N/C

Shipping

Ships **knocked down, FOB Pembroke, ON K8A 0E1, freight prepaid.** Freight class 70.

Specifications and prices are subject to change without prior notice.

Open/Fabric Panel - Acoustic - 3/4" Thick Tiles

Open/Monolithic/Monolithic Panel

Open/Fabric Panel - Acoustic - 3/4" Thick Tiles
Open/Monolithic/Monolithic Panel



POA

Open/Monolithic/Monolithic Panel - 42"H

- Three horizontal rails
- Two aluminum frames
- Two full fabric tiles
- One base/raceway consisting of a raceway pan and two doors
- One rounded satin-textured polypropylene top cap with splice plate
- Order power separately
- Order vertical posts separately
- Fabric tile is tackable
- SX Starlight Silver finish is only offered on flat aluminum trim

	MODEL NUMBER															
W x H	Basic Model	Electrical Code	Horizontal Rail	Number of Raceway Tiles Side 1	Number of Raceway Tiles Side 2	Trim Color	Fabric Side 1	Fabric Side 2	Approx. Packaged Weight	Delivered Pricing Fabric Grade 1 & C.O.M.	Delivered Pricing Fabric Grade 2	Delivered Pricing Fabric Grade 3 & Pallas Vertical Fabric Grade PV	Delivered Pricing Pallas Vertical Fabric Grade PV1	Delivered Pricing Pallas Vertical Fabric Grade PV2	Enhanced Horizontal Rail	Metallic Paint add to list price
12 x 42"	POMMA1242	□□	□	□□	□□□	□□	□□□□	□□□□	17.0#	$ 699	$ 714	$ 725	$ 740	$ 765	$ 65	$ 42
18 x 42"	POMMA1842	□□	□	□□	□□□	□□	□□□□	□□□□	23.0#	756	771	784	805	824	68	43
24 x 42"	POMMA2442	□□	□	□□	□□□	□□	□□□□	□□□□	30.0#	823	835	856	870	899	71	49
30 x 42"	POMMA3042	□□	□	□□	□□□	□□	□□□□	□□□□	36.0#	899	912	937	951	977	87	64
36 x 42"	POMMA3642	□□	□	□□	□□□	□□	□□□□	□□□□	42.0#	995	1018	1038	1062	1091	95	67
42 x 42"	POMMA4242	□□	□	□□	□□□	□□	□□□□	□□□□	49.0#	1129	1147	1174	1194	1227	108	80
48 x 42"	POMMA4842	□□	□	□□	□□□	□□	□□□□	□□□□	55.0#	1161	1179	1209	1228	1265	121	84
12 x 54"	POMMA1254	□□	□			□□	□□□□	□□□□	20.0#	$ 727	$ 740	$ 751	$ 769	$ 791	$ 65	$ 42
18 x 54"	POMMA1854	□□	□			□□	□□□□	□□□□	27.0#	803	815	824	845	869	68	43
24 x 54"	POMMA2454	□□	□			□□	□□□□	□□□□	34.0#	887	899	916	934	966	71	49
30 x 54"	POMMA3054	□□	□			□□	□□□□	□□□□	41.0#	966	982	1005	1021	1049	87	64
36 x 54"	POMMA3654	□□	□			□□	□□□□	□□□□	48.0#	1050	1067	1093	1112	1148	95	67
42 x 54"	POMMA4254	□□	□			□□	□□□□	□□□□	55.0#	1188	1210	1234	1259	1300	108	80
48 x 54"	POMMA4854	□□	□			□□	□□□□	□□□□	62.0#	1250	1268	1299	1325	1362	121	84
	Ⓐ	Ⓑ	Ⓒ	Ⓓ	Ⓔ	Ⓕ	Ⓖ	Ⓗ								

POA

Open/Monolithic/Monolithic Panel - 54"H

HOW TO ORDER

Indicate the following information on order form:
1. Quantity of each item.
2. Model number, including options. See "How To Build a Model Number".
3. Any special service required.

Note: • The □ indicates that a choice is required.
- The absence of the □ indicates that no choice is required.
- Alpha-numeric characters in place of □ indicate that no other alternatives are available.

HOW TO BUILD A MODEL NUMBER

Ⓐ Select basic model.

Ⓑ Select electrical code for base raceway.

CN	- Chicago, no cutouts
C1	- Chicago, 1 side w/cutouts
CP	- Chicago, 2 sides w/cutouts
DN	- Domestic, no cutouts
D1	- Domestic, 1 side w/cutouts
D	- Domestic, 2 sides w/cutouts

Ⓒ Select horizontal rail.

E	- Enhanced
S	- Standard

Ⓓ Select numbers of raceway tiles side 1

R0	- Side 1 w/no raceway tile
R1	- Side 1 w/1-12" raceway tile; add $43

Ⓔ Select numbers of raceway tiles side 2

R20	- Side 2 w/no raceway tile
R21	- Side 2 w/1-12" raceway tile; add $43

Ⓕ Select trim color.
Refer to the **Product Color Options** page in this price list.
SX Starlight Silver finish is only offered on flat aluminum trim.

Ⓖ Select fabric side 1.
Refer to **ki.com/fabrics**

Ⓗ Select fabric side 2.
Refer to **ki.com/fabrics**

UPHOLSTERY INFORMATION

Fabric Mixing

If fabric is ordered from one group on side 1 and another group on side 2, calculate list price using the following method:

Example:
-Grade 2 Fabric
-Grade 1 Fabric
———————-
Upcharge

Upcharge/2 = Cost for one side

Grade 1 Fabric
+Cost for one side
———————-
Combined list price

Fabric Disclaimer

Fabric will be applied as swatched by the fabric manufacturer. Fabric that is required to be applied differently than is swatched will need a Product Modification Request written specifying the direction the fabric is to be applied.

SPECIAL SERVICES

Special Carton Marking

With specially marked information	N/C

Shipping

Ships **knocked down, FOB Pembroke, ON K8A 0E1, freight prepaid.** Freight class 70.

Specifications and prices are subject to change without prior notice.

Open/Fabric Panel - Acoustic - 3/4" Thick Tiles

Open/Monolithic/Monolithic Panel

Open/Fabric Panel - Acoustic - 3/4" Thick Tiles
Open/Monolithic/Monolithic Panel

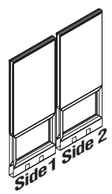

MODEL	W x H	MODEL NUMBER: Basic Model	Electrical Code	Horizontal Rail	Trim Color	Fabric Side 1	Fabric Side 2	Approx. Packaged Weight	Delivered Pricing Fabric Grade 1 & C.O.M.	Delivered Pricing Fabric Grade 2	Delivered Pricing Fabric Grade 3 & Pallas Vertical Fabric Grade PV	Delivered Pricing Pallas Vertical Fabric Grade PV1	Delivered Pricing Pallas Vertical Fabric Grade PV2	Enhanced Horizontal Rail	Metallic Paint add to list price
Open/Monolithic/Monolithic Panel - 66"H	12 x 66"	POMMA1266	☐☐	☐	☐☐	☐☐☐☐	☐☐☐☐	23.0#	$ 791	$ 807	$ 817	$ 836	$ 862	$ 65	$ 42
	18 x 66"	POMMA1866	☐☐	☐	☐☐	☐☐☐☐	☐☐☐☐	31.0#	871	889	910	926	950	68	43
	24 x 66"	POMMA2466	☐☐	☐	☐☐	☐☐☐☐	☐☐☐☐	39.0#	945	959	981	995	1025	71	49
	30 x 66"	POMMA3066	☐☐	☐	☐☐	☐☐☐☐	☐☐☐☐	47.0#	1064	1081	1106	1127	1161	87	64
	36 x 66"	POMMA3666	☐☐	☐	☐☐	☐☐☐☐	☐☐☐☐	54.0#	1189	1212	1235	1260	1301	95	67
	42 x 66"	POMMA4266	☐☐	☐	☐☐	☐☐☐☐	☐☐☐☐	62.0#	1328	1353	1382	1404	1451	108	80
	48 x 66"	POMMA4866	☐☐	☐	☐☐	☐☐☐☐	☐☐☐☐	69.0#	1355	1382	1409	1439	1482	121	84
POA															
Open/Monolithic/Monolithic Panel - 84"H	12 x 84"	POMMA1284	☐☐	☐	☐☐	☐☐☐☐	☐☐☐☐	28.0#	$ 855	$ 865	$ 885	$ 900	$ 926	$ 65	$ 42
POA	18 x 84"	POMMA1884	☐☐	☐	☐☐	☐☐☐☐	☐☐☐☐	37.0#	981	995	1020	1035	1064	68	43
	24 x 84"	POMMA2484	☐☐	☐	☐☐	☐☐☐☐	☐☐☐☐	46.0#	1055	1072	1098	1120	1154	71	49
	30 x 84"	POMMA3084	☐☐	☐	☐☐	☐☐☐☐	☐☐☐☐	55.0#	1167	1188	1213	1237	1271	87	64
	36 x 84"	POMMA3684	☐☐	☐	☐☐	☐☐☐☐	☐☐☐☐	63.0#	1273	1295	1322	1350	1393	95	67
	42 x 84"	POMMA4284	☐☐	☐	☐☐	☐☐☐☐	☐☐☐☐	72.0#	1439	1460	1492	1524	1564	108	80
	48 x 84"	POMMA4884	☐☐	☐	☐☐	☐☐☐☐	☐☐☐☐	81.0#	1520	1545	1584	1605	1653	121	84
			Ⓐ	Ⓑ	Ⓒ	Ⓓ	Ⓔ	Ⓕ							

HOW TO ORDER

Indicate the following information on order form:
1. Quantity of each item.
2. Model number, including options. See "How To Build a Model Number".
3. Any special service required.

Note: • The ☐ indicates that a choice is required.
- The absence of the ☐ indicates that no choice is required.
- Alpha-numeric characters in place of ☐ indicate that no other alternatives are available.

HOW TO BUILD A MODEL NUMBER

Ⓐ Select basic model.

Ⓑ Select electrical code for base raceway.

CN	- Chicago, no cutouts
C1	- Chicago, 1 side w/cutouts
CP	- Chicago, 2 sides w/cutouts
DN	- Domestic, no cutouts
D1	- Domestic, 1 side w/cutouts
D	- Domestic, 2 sides w/cutouts

Ⓒ Select horizontal rail.

E	- Enhanced
S	- Standard

Ⓓ Select trim color.
Refer to the **Product Color Options** page in this price list.
SX Starlight Silver finish is only offered on flat aluminum trim.

Ⓔ Select fabric side 1.
Refer to **ki.com/fabrics**

Ⓕ Select fabric side 2.
Refer to **ki.com/fabrics**

UPHOLSTERY INFORMATION

Fabric Mixing

If fabric is ordered from one group on side 1 and another group on side 2, calculate list price using the following method:

Example:
-Grade 2 Fabric
-Grade 1 Fabric
———————
Upcharge

Upcharge/2 = Cost for one side

Grade 1 Fabric
+Cost for one side
———————
Combined list price

Fabric Disclaimer

Fabric will be applied as swatched by the fabric manufacturer. Fabric that is required to be applied differently than is swatched will need a Product Modification Request written specifying the direction the fabric is to be applied.

SPECIAL SERVICES

Special Carton Marking

With specially marked information	N/C

Shipping

Ships **knocked down, FOB Pembroke, ON K8A 0E1, freight prepaid.** Freight class 70.

Specifications and prices are subject to change without prior notice.

Open/Fabric Panel - Acoustic - 3/4" Thick Tiles

Monolithic/Monolithic/Open Panel

Open/Fabric Panel - Acoustic - 3/4" Thick Tiles
Monolithic/Monolithic/Open Panel



PMOA

Monolithic/Monolithic/Open Panel - 42"H

- Three horizontal rails
- Two aluminum frames
- Two 24" fabric tiles
- One base/raceway consisting of a raceway pan and two doors
- One rounded satin-textured polypropylene top cap with splice plate
- Order power separately
- Order vertical posts separately
- Fabric tile is tackable
- SX Starlight Silver finish is only offered on flat aluminum trim

MODEL	W x H	MODEL NUMBER: Basic Model (A)	Electrical Code (B)	Horizontal Rail (C)	Trim Color (D)	Fabric Side 1 (E)	Fabric Side 2 (F)	Approx. Packaged Weight	Delivered Pricing Fabric Grade 1 & C.O.M.	Delivered Pricing Fabric Grade 2	Delivered Pricing Fabric Grade 3 & Pallas Vertical Fabric Grade PV	Delivered Pricing Pallas Vertical Fabric Grade PV1	Delivered Pricing Pallas Vertical Fabric Grade PV2	Enhanced Horizontal Rail	Metallic Paint add to list price
	12 x 42"	PMMOA1242	☐☐	☐	☐☐	☐☐☐☐	☐☐☐☐	19.0#	$ 692	$ 707	$ 716	$ 735	$ 754	$ 65	$ 42
	18 x 42"	PMMOA1842	☐☐	☐	☐☐	☐☐☐☐	☐☐☐☐	26.0#	764	780	788	810	835	68	43
	24 x 42"	PMMOA2442	☐☐	☐	☐☐	☐☐☐☐	☐☐☐☐	33.0#	852	864	882	899	924	71	49
	30 x 42"	PMMOA3042	☐☐	☐	☐☐	☐☐☐☐	☐☐☐☐	37.0#	930	945	968	981	1012	87	64
	36 x 42"	PMMOA3642	☐☐	☐	☐☐	☐☐☐☐	☐☐☐☐	47.0#	1018	1032	1058	1078	1101	95	67
	42 x 42"	PMMOA4242	☐☐	☐	☐☐	☐☐☐☐	☐☐☐☐	54.0#	1153	1171	1195	1221	1253	108	80
	48 x 42"	PMMOA4842	☐☐	☐	☐☐	☐☐☐☐	☐☐☐☐	61.0#	1214	1235	1260	1286	1325	121	84

PMOA

Monolithic/Monolithic/Open Panel - 54"H

MODEL	W x H	MODEL NUMBER: Basic Model (A)	Electrical Code (B)	Horizontal Rail (C)	Trim Color (D)	Fabric Side 1 (E)	Fabric Side 2 (F)	Approx. Packaged Weight	Delivered Pricing Fabric Grade 1 & C.O.M.	Delivered Pricing Fabric Grade 2	Delivered Pricing Fabric Grade 3 & Pallas Vertical Fabric Grade PV	Delivered Pricing Pallas Vertical Fabric Grade PV1	Delivered Pricing Pallas Vertical Fabric Grade PV2	Enhanced Horizontal Rail	Metallic Paint add to list price
	12 x 54"	PMMOA1254	☐☐	☐	☐☐	☐☐☐☐	☐☐☐☐	20.0#	$ 727	$ 740	$ 751	$ 769	$ 791	$ 65	$ 42
	18 x 54"	PMMOA1854	☐☐	☐	☐☐	☐☐☐☐	☐☐☐☐	27.0#	803	815	824	845	869	68	43
	24 x 54"	PMMOA2454	☐☐	☐	☐☐	☐☐☐☐	☐☐☐☐	34.0#	887	899	916	934	966	71	49
	30 x 54"	PMMOA3054	☐☐	☐	☐☐	☐☐☐☐	☐☐☐☐	41.0#	966	982	1005	1021	1049	87	64
	36 x 54"	PMMOA3654	☐☐	☐	☐☐	☐☐☐☐	☐☐☐☐	48.0#	1050	1067	1093	1112	1148	95	67
	42 x 54"	PMMOA4254	☐☐	☐	☐☐	☐☐☐☐	☐☐☐☐	55.0#	1188	1210	1234	1259	1300	108	80
	48 x 54"	PMMOA4854	☐☐	☐	☐☐	☐☐☐☐	☐☐☐☐	62.0#	1250	1268	1299	1325	1362	121	84

Ⓐ Ⓑ Ⓒ Ⓓ Ⓔ Ⓕ

HOW TO ORDER

Indicate the following information on order form:
1. Quantity of each item.
2. Model number, including options. See "How To Build a Model Number".
3. Any special service required.

Note: • The ☐ indicates that a choice is required.
- The absence of the ☐ indicates that no choice is required.
- Alpha-numeric characters in place of ☐ indicate that no other alternatives are available.

HOW TO BUILD A MODEL NUMBER

Ⓐ Select basic model.

Ⓑ Select electrical code for base raceway.

CN	- Chicago, no cutouts
C1	- Chicago, 1 side w/cutouts
CP	- Chicago, 2 sides w/cutouts
DN	- Domestic, no cutouts
D1	- Domestic, 1 side w/cutouts
D	- Domestic, 2 sides w/cutouts

Ⓒ Select horizontal rail.

E	- Enhanced
S	- Standard

Ⓓ Select trim color.
Refer to the **Product Color Options** page in this price list.
SX Starlight Silver finish is only offered on flat aluminum trim.

Ⓔ Select fabric side 1.
Refer to **ki.com/fabrics**

Ⓕ Select fabric side 2.
Refer to **ki.com/fabrics**

UPHOLSTERY INFORMATION

Fabric Mixing

If fabric is ordered from one group on side 1 and another group on side 2, calculate list price using the following method:

Example:
-Grade 2 Fabric
-Grade 1 Fabric
———————
Upcharge

Upcharge/2 = Cost for one side

Grade 1 Fabric
+Cost for one side
———————
Combined list price

Fabric Disclaimer

Fabric will be applied as swatched by the fabric manufacturer. Fabric that is required to be applied differently than is swatched will need a Product Modification Request written specifying the direction the fabric is to be applied.

SPECIAL SERVICES

Special Carton Marking

With specially marked information N/C

Shipping

Ships **knocked down, FOB Pembroke, ON K8A 0E1, freight prepaid.** Freight class 70.

Specifications and prices are subject to change without prior notice.

Open/Fabric Panel - Acoustic - 3/4" Thick Tiles

Monolithic/Monolithic/Open Panel

Open/Fabric Panel - Acoustic - 3/4" Thick Tiles
Monolithic/Monolithic/Open Panel



PMOA

	MODEL	W x H	MODEL NUMBER Basic Model	Electrical Code Ⓑ	Horizontal Rail Ⓒ	Trim Color Ⓓ	Fabric Side 1 Ⓔ	Fabric Side 2 Ⓕ	Approx. Packaged Weight	Delivered Pricing Fabric Grade 1 & C.O.M.	Delivered Pricing Fabric Grade 2	Delivered Pricing Fabric Grade 3 & Pallas Vertical Fabric Grade PV	Delivered Pricing Pallas Vertical Fabric Grade PV1	Delivered Pricing Pallas Vertical Fabric Grade PV2	Enhanced Horizontal Rail	Metallic Paint add to list price
PMOA	**Monolithic/Monolithic/Open Panel - 66"H**	12 x 66"	PMMOA1266	☐☐	☐	☐☐	☐☐☐☐	☐☐☐☐	21.0#	$ 816	$ 830	$ 846	$ 864	$ 890	$ 65	$ 42
		18 x 66"	PMMOA1866	☐☐	☐	☐☐	☐☐☐☐	☐☐☐☐	28.0#	889	900	917	936	968	68	43
		24 x 66"	PMMOA2466	☐☐	☐	☐☐	☐☐☐☐	☐☐☐☐	36.0#	977	990	1017	1031	1060	71	49
		30 x 66"	PMMOA3066	☐☐	☐	☐☐	☐☐☐☐	☐☐☐☐	43.0#	1055	1072	1098	1120	1154	87	64
		36 x 66"	PMMOA3666	☐☐	☐	☐☐	☐☐☐☐	☐☐☐☐	50.0#	1141	1161	1187	1212	1241	95	67
		42 x 66"	PMMOA4266	☐☐	☐	☐☐	☐☐☐☐	☐☐☐☐	57.0#	1279	1302	1330	1356	1399	108	80
		48 x 66"	PMMOA4866	☐☐	☐	☐☐	☐☐☐☐	☐☐☐☐	64.0#	1345	1366	1397	1421	1467	121	84
PMOA	**Monolithic/Monolithic/Open Panel - 84"H**	12 x 84"	PMMOA1284	☐☐	☐	☐☐	☐☐☐☐	☐☐☐☐	23.0#	$ 878	$ 898	$ 917	$ 932	$ 959	$ 65	$ 42
		18 x 84"	PMMOA1884	☐☐	☐	☐☐	☐☐☐☐	☐☐☐☐	30.0#	956	976	992	1016	1038	68	43
		24 x 84"	PMMOA2484	☐☐	☐	☐☐	☐☐☐☐	☐☐☐☐	38.0#	1038	1058	1081	1101	1127	71	49
		30 x 84"	PMMOA3084	☐☐	☐	☐☐	☐☐☐☐	☐☐☐☐	44.0#	1123	1141	1168	1189	1223	87	64
		36 x 84"	PMMOA3684	☐☐	☐	☐☐	☐☐☐☐	☐☐☐☐	51.0#	1210	1227	1254	1277	1316	95	67
		42 x 84"	PMMOA4284	☐☐	☐	☐☐	☐☐☐☐	☐☐☐☐	58.0#	1380	1401	1433	1460	1502	108	80
		48 x 84"	PMMOA4884	☐☐	☐	☐☐	☐☐☐☐	☐☐☐☐	65.0#	1442	1464	1495	1528	1567	121	84
				Ⓐ	Ⓑ	Ⓒ	Ⓓ	Ⓔ	Ⓕ							

HOW TO ORDER

Indicate the following information on order form:
1. Quantity of each item.
2. Model number, including options. See "How To Build a Model Number".
3. Any special service required.

Note: • The ☐ indicates that a choice is required.
- The absence of the ☐ indicates that no choice is required.
- Alpha-numeric characters in place of ☐ indicate that no other alternatives are available.

HOW TO BUILD A MODEL NUMBER

Ⓐ Select basic model.

Ⓑ Select electrical code for base raceway.

CN	- Chicago, no cutouts
C1	- Chicago, 1 side w/cutouts
CP	- Chicago, 2 sides w/cutouts
DN	- Domestic, no cutouts
D1	- Domestic, 1 side w/cutouts
D	- Domestic, 2 sides w/cutouts

Ⓒ Select horizontal rail.

E	- Enhanced
S	- Standard

Ⓓ Select trim color.
Refer to the **Product Color Options** page in this price list.
SX Starlight Silver finish is only offered on flat aluminum trim.

Ⓔ Select fabric side 1.
Refer to **ki.com/fabrics**

Ⓕ Select fabric side 2.
Refer to **ki.com/fabrics**

UPHOLSTERY INFORMATION

Fabric Mixing

If fabric is ordered from one group on side 1 and another group on side 2, calculate list price using the following method:

Example:
-Grade 2 Fabric
-Grade 1 Fabric
———————
Upcharge

Upcharge/2 = Cost for one side

Grade 1 Fabric
+Cost for one side
———————
Combined list price

Fabric Disclaimer

Fabric will be applied as swatched by the fabric manufacturer. Fabric that is required to be applied differently than is swatched will need a Product Modification Request written specifying the direction the fabric is to be applied.

SPECIAL SERVICES

Special Carton Marking

With specially marked information	N/C

Shipping

Ships **knocked down, FOB Manitowoc, WI 54220, freight prepaid.** Freight class 70.

Specifications and prices are subject to change without prior notice.

Fabric Stackable Section - Acoustic - 3/4" Tiles

Fabric Stackable Section - Acoustic - 3/4" Tiles

	MODEL	W x H	MODEL NUMBER: Basic Model	Electrical Code	Number of Raceway Tiles Side 1	Number of Raceway Tiles Side 2	Fabric Side 1	Fabric Side 2	Approx. Packaged Weight	Delivered Pricing Fabric Grade 1 & C.O.M.	Delivered Pricing Fabric Grade 2	Delivered Pricing Fabric Grade 3 & Pallas Vertical Fabric Grade PV	Delivered Pricing Pallas Vertical Fabric Grade PV1	Delivered Pricing Pallas Vertical Fabric Grade PV2
	**Stackable Fabric Section - 12"H** • One horizontal rail • Two full fabric tiles with mounting hooks • Use top cap from existing lower panel • Order power separately • Order stackable vertical posts separately • Fabric tile is stackable	12 x 12"	PSA1212	☐☐	☐☐	☐☐☐	☐☐☐☐	☐☐☐☐	8.0#	$ 208	$ 225	$ 236	$ 252	$ 283
		18 x 12"	PSA1812	☐☐	☐☐	☐☐☐	☐☐☐☐	☐☐☐☐	10.0#	230	238	260	274	300
		24 x 12"	PSA2412	☐☐	☐☐	☐☐☐	☐☐☐☐	☐☐☐☐	13.0#	243	260	284	293	322
		30 x 12"	PSA3012	☐☐	☐☐	☐☐☐	☐☐☐☐	☐☐☐☐	16.0#	263	279	300	311	346
		36 x 12"	PSA3612	☐☐	☐☐	☐☐☐	☐☐☐☐	☐☐☐☐	19.0#	310	323	355	373	406
PSA		42 x 12"	PSA4212	☐☐	☐☐	☐☐☐	☐☐☐☐	☐☐☐☐	22.0#	325	345	376	394	432
		48 x 12"	PSA4812	☐☐	☐☐	☐☐☐	☐☐☐☐	☐☐☐☐	25.0#	349	365	397	420	463
		54 x 12"	PSA5412	☐☐	☐☐	☐☐☐	☐☐☐☐	☐☐☐☐	28.0#	373	394	428	442	496
		60 x 12"	PSA6012	☐☐	☐☐	☐☐☐	☐☐☐☐	☐☐☐☐	31.0#	421	438	483	500	551
	Stackable Fabric Section - 18"H	12 x 18"	PSA1218		R0	R20	☐☐☐☐	☐☐☐☐	9.0#	$ 229	$ 236	$ 256	$ 272	$ 299
PSA		18 x 18"	PSA1818		R0	R20	☐☐☐☐	☐☐☐☐	12.0#	251	265	290	300	326
		24 x 18"	PSA2418		R0	R20	☐☐☐☐	☐☐☐☐	16.0#	263	279	300	311	346
		30 x 18"	PSA3018		R0	R20	☐☐☐☐	☐☐☐☐	19.0#	319	335	361	379	420
		36 x 18"	PSA3618		R0	R20	☐☐☐☐	☐☐☐☐	22.0#	345	361	394	411	453
		42 x 18"	PSA4218		R0	R20	☐☐☐☐	☐☐☐☐	25.0#	373	394	428	442	496
		48 x 18"	PSA4818		R0	R20	☐☐☐☐	☐☐☐☐	28.0#	391	414	443	471	518
		54 x 18"	PSA5418		R0	R20	☐☐☐☐	☐☐☐☐	31.0#	447	468	516	535	588
		60 x 18"	PSA6018		R0	R20	☐☐☐☐	☐☐☐☐	35.0#	471	497	541	565	617
	Stackable Fabric Section - 24"H	12 x 24"	PSA1224		R0	R20	☐☐☐☐	☐☐☐☐	11.0#	$ 238	$ 251	$ 279	$ 286	$ 315
PSA		18 x 24"	PSA1824		R0	R20	☐☐☐☐	☐☐☐☐	14.0#	271	284	311	322	357
		24 x 24"	PSA2424		R0	R20	☐☐☐☐	☐☐☐☐	18.0#	309	322	354	371	404
		30 x 24"	PSA3024		R0	R20	☐☐☐☐	☐☐☐☐	21.0#	325	345	376	394	432
		36 x 24"	PSA3624		R0	R20	☐☐☐☐	☐☐☐☐	25.0#	359	376	411	428	475
		42 x 24"	PSA4224		R0	R20	☐☐☐☐	☐☐☐☐	28.0#	391	414	443	471	518
		48 x 24"	PSA4824		R0	R20	☐☐☐☐	☐☐☐☐	32.0#	435	458	502	522	574
		54 x 24"	PSA5424		R0	R20	☐☐☐☐	☐☐☐☐	35.0#	471	497	541	565	617
		60 x 24"	PSA6024		R0	R20	☐☐☐☐	☐☐☐☐	39.0#	492	518	565	592	646

Ⓐ Ⓑ Ⓒ Ⓓ Ⓔ Ⓕ

HOW TO ORDER

Indicate the following information on order form:
1. Quantity of each item.
2. Model number, including options. See "How To Build a Model Number".
3. Any special service required.

Note: • The ☐ indicates that a choice is required.
- The absence of the ☐ indicates that no choice is required.
- Alpha-numeric characters in place of ☐ indicate that no other alternatives are available.

HOW TO BUILD A MODEL NUMBER

Ⓐ Select basic model.

Ⓑ Select electrical code for base raceway.

CP	- Chicago, 2 sides w/cutouts
D	- Domestic, 2 sides w/cutouts

Ⓒ Select numbers of raceway tiles side 1

R0	- Side 1 w/no raceway tile
R1	- Side 1 w/1-12" raceway tile; add $43

Ⓓ Select numbers of raceway tiles side 2

R20	- Side 2 w/no raceway tile
R21	- Side 2 w/1-12" raceway tile; add $43

Ⓔ Select fabric side 1.
Refer to **ki.com/fabrics**

Ⓕ Select fabric side 2.
Refer to **ki.com/fabrics**

UPHOLSTERY INFORMATION

Fabric Mixing
If fabric is ordered from one group on side 1 and another group on side 2, calculate list price using the following method:

Example:
-Grade 2 Fabric
-Grade 1 Fabric
_____-
Upcharge

Upcharge/2 = Cost for one side

Grade 1 Fabric
+Cost for one side
_____-
Combined list price

Fabric Disclaimer
Fabric will be applied as swatched by the fabric manufacturer. Fabric that is required to be applied differently than is swatched will need a Product Modification Request written specifying the direction the fabric is to be applied.

SPECIAL SERVICES

Special Carton Marking

With specially marked information	N/C

Shipping
Ships **knocked down, FOB Pembroke, ON K8A 0E1, freight prepaid.** Freight class 70.

Specifications and prices are subject to change without prior notice.

Glass Stackable Section

Glass Stackable Section

	MODEL	W x H	MODEL NUMBER Basic Model	Glass Color	Trim Color	Approx. Packaged Weight	Clear (C)	Tinted/Bronze (T)	White Laminate (W)	Metallic Paint add to list price
	**Stackable Glass Section - 12"H** • One horizontal rail • Two powder-coated aluminum window frames • One pane, 1/4" thick glass • Use top cap from existing lower panel • Order stackable vertical posts separately	12 x 12"	PSG1212	□□□	□□	7.0#	$ 421	$ 438	$ 547	$ 42
		18 x 12"	PSG1812	□□□	□□	11.0#	447	471	582	43
		24 x 12"	PSG2412	□□□	□□	14.0#	473	497	615	49
		30 x 12"	PSG3012	□□□	□□	17.0#	500	526	656	64
		36 x 12"	PSG3612	□□□	□□	20.0#	529	555	686	67
		42 x 12"	PSG4212	□□□	□□	23.0#	615	648	794	80
		48 x 12"	PSG4812	□□□	□□	26.0#	630	663	817	84
PSG										
	Stackable Glass Section - 18"H	12 x 18"	PSG1218	□□□	□□	9.0#	$ 441	$ 467	$ 579	$ 42
PSG		18 x 18"	PSG1818	□□□	□□	13.0#	482	502	619	43
		24 x 18"	PSG2418	□□□	□□	17.0#	502	529	658	49
		30 x 18"	PSG3018	□□□	□□	21.0#	537	562	699	64
		36 x 18"	PSG3618	□□□	□□	25.0#	595	624	776	67
		42 x 18"	PSG4218	□□□	□□	29.0#	662	694	859	80
		48 x 18"	PSG4818	□□□	□□	33.0#	674	714	878	84
	Stackable Glass Section - 24"H	12 x 24"	PSG1224	□□□	□□	14.0#	$ 465	$ 486	$ 602	$ 42
PSG		18 x 24"	PSG1824	□□□	□□	16.0#	500	526	656	43
		24 x 24"	PSG2424	□□□	□□	22.0#	532	557	688	49
		30 x 24"	PSG3024	□□□	□□	25.0#	568	599	736	64
		36 x 24"	PSG3624	□□□	□□	30.0#	629	662	816	67
		42 x 24"	PSG4224	□□□	□□	34.0#	695	731	905	80
		48 x 24"	PSG4824	□□□	□□	39.0#	716	751	932	84
				Ⓐ	Ⓑ	Ⓒ				

HOW TO ORDER

Indicate the following information on order form:
1. Quantity of each item.
2. Model number, including options. See "How To Build a Model Number".
3. Any special service required.

Note: • The □ indicates that a choice is required.
- The absence of the □ indicates that no choice is required.
- Alpha-numeric characters in place of □ indicate that no other alternatives are available.

HOW TO BUILD A MODEL NUMBER

Ⓐ Select basic model.

Ⓑ Select glass color.

GLA	- Clear
BRZ	- Tinted/Bronze
GLC	- White Laminate

Ⓒ Select trim color.
Refer to the **Product Color Options** page in this price list.

SPECIAL SERVICES

Special Carton Marking

With specially marked information N/C

Shipping

Ships **knocked down, FOB Pembroke, ON K8A 0E1, freight prepaid.** Freight class 70.

Specifications and prices are subject to change without prior notice.

Open Stackable Section

Open Stackable Section

	MODEL	W x H	MODEL NUMBER Basic Model	MODEL NUMBER Trim Color	Approx. Packaged Weight	Delivered Pricing	Metallic Paint add to list price
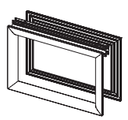	**Stackable Open Section - 12"H** • One horizontal rail • Two aluminum frames • Use top cap from existing lower panel • Order stackable vertical posts separately	12 x 12"	PSO1212	☐☐	4.0#	$ 355	$ 42
		18 x 12"	PSO1812	☐☐	6.0#	379	43
		24 x 12"	PSO2412	☐☐	8.0#	397	49
		30 x 12"	PSO3012	☐☐	10.0#	425	64
		36 x 12"	PSO3612	☐☐	11.0#	473	67
		42 x 12"	PSO4212	☐☐	13.0#	534	80
		48 x 12"	PSO4812	☐☐	15.0#	541	84
PSO							
	Stackable Open Section - 18"H	12 x 18"	PSO1218	☐☐	5.0#	$ 374	$ 42
PSO		18 x 18"	PSO1818	☐☐	7.0#	402	43
		24 x 18"	PSO2418	☐☐	9.0#	424	49
		30 x 18"	PSO3018	☐☐	10.0#	441	64
		36 x 18"	PSO3618	☐☐	12.0#	492	67
		42 x 18"	PSO4218	☐☐	14.0#	551	80
		48 x 18"	PSO4818	☐☐	15.0#	562	84
	Stackable Open Section - 24"H	12 x 24"	PSO1224	☐☐	6.0#	$ 387	$ 42
PSO		18 x 24"	PSO1824	☐☐	7.0#	420	43
		24 x 24"	PSO2424	☐☐	9.0#	434	49
		30 x 24"	PSO3024	☐☐	11.0#	461	64
		36 x 24"	PSO3624	☐☐	13.0#	505	67
		42 x 24"	PSO4224	☐☐	14.0#	569	80
		48 x 24"	PSO4824	☐☐	16.0#	581	84
				Ⓐ Ⓑ			

HOW TO ORDER

Indicate the following information on order form:
1. Quantity of each item.
2. Model number, including options. See "How To Build a Model Number".
3. Any special service required.

Note: • The ☐ indicates that a choice is required.
- The absence of the ☐ indicates that no choice is required.
- Alpha-numeric characters in place of ☐ indicate that no other alternatives are available.

HOW TO BUILD A MODEL NUMBER

Ⓐ Select basic model.

Ⓑ Select trim color.
Refer to the **Product Color Options** page in this price list.

SPECIAL SERVICES

Special Carton Marking

With specially marked information	N/C

Shipping

Ships **knocked down, FOB Pembroke, ON K8A 0E1, freight prepaid.** Freight class 70.

Specifications and prices are subject to change without prior notice.

	MODEL	Panel Width	W x H	MODEL NUMBER Basic Model	Trim Color	Surface Finish	Frame Color	Approx. Packaged Weight	Delivered Pricing	Metallic Paint add to list price
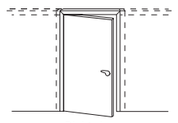 Right shown PDR	**Door** • Provides visual and acoustical privacy • For use in conjunction with 84" panels • Laminate surface on hollow core door • Locking and non-locking options • Lever handle to meet ADA guidelines • Door hand swing is determined by standing on the side of door that swings toward the user when opening (handle to right is a right hand door) • SX Starlight Silver finish is only offered on flat aluminum trim	36" Right handed Locking	30 x 80"	PDRR36/L	☐☐	☐☐☐		40.0#	$ 2302	$ 64
		36" Right handed Non-Locking	30 x 80"	PDRR36/N	☐☐	☐☐☐		40.0#	2032	64
		36" Left handed Locking	30 x 80"	PDRL36/L	☐☐	☐☐☐		40.0#	2302	64
		36" Left handed Non-Locking	30 x 80"	PDRL36/N	☐☐	☐☐☐		40.0#	2032	64
		42" Right handed Locking	36 x 80"	PDRR42/L	☐☐	☐☐☐		40.0#	2489	84
		42" Right handed Non-Locking	36 x 80"	PDRR42/N	☐☐	☐☐☐		40.0#	2219	84
		42" Left handed Locking	36 x 80"	PDRL42/L	☐☐	☐☐☐		40.0#	2489	84
		42" Left handed Non-Locking	36 x 80"	PDRL42/N	☐☐	☐☐☐		40.0#	2219	84
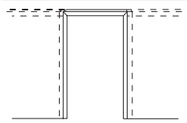 PCOT	**Door Pass-Through** • Trim • SX Starlight Silver finish is only offered on flat aluminum trim	36" x 84" H	30 x 80"	PCOT36	☐☐			1.0#	$ 735	$ 64
		42" x 84" H	36 x 80"	PCOT42	☐☐			2.0#	739	84
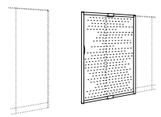 RSD	**Door Sliding** • Will cover a 42" opening • Mounts to a 66" panel (may mount to a taller panel if using a 66" high segmented tile) • Aluminum frame w/clear poly insert		48 x 66"	RSD4266FHC/CP/WW			☐☐	24.0#	$ 1372	N/A
 HRDPT	**Door Threshold** • Provides extra stability for attaching panels in a continous run • Available in door widths only • Extruded aluminum door threshold with rubber seal strip • Attaches to bottom of door frame • SX Starlight Silver finish is only offered on flat aluminum trim		36"	PDRTH36	☐☐			1.0#	$ 81	$ 64
			42"	PDRTH42	☐☐			2.0#	83	84
 HRDPT	**Coat Hooks/Picture Hanger** • Attaches under the top cap of the panel to support coat hangers • Translucent plastic only • Lock device holds hook securely to panel • Can also be used to hang a picture (30# weight limit)			PCH.CL				1.0#	$ 3	N/A
				Ⓐ	Ⓑ	Ⓒ	Ⓓ			

HOW TO ORDER

Indicate the following information on order form:
1. Quantity of each item.
2. Model number, including options. See "How To Build a Model Number".
3. Any special service required.

Note: • The ☐ indicates that a choice is required.
- The absence of the ☐ indicates that no choice is required.
- Alpha-numeric characters in place of ☐ indicate that no other alternatives are available.

HOW TO BUILD A MODEL NUMBER

Ⓐ Select basic model.

Ⓑ Select trim color.
Refer to the **Product Color Options** page in this price list.
SX Starlight Silver finish is only offered on flat aluminum trim.

Ⓒ Select surface finish.
Refer to the **Product Color Options** page in this price list.

Ⓓ Select frame color.
Refer to the **Product Color Options** page in this price list.

FINISH INFORMATION

Additional Laminate Offering

Additional laminates beyond KI standard offering, are available with two weeks extended leadtime. To specify additional laminates, use these designators followed by the supplier's color/pattern code:

Formica - LF/supplier's color pattern code
Nevamar - LN/supplier's color pattern code
Wilsonart - LW/supplier's color pattern code

KI's standard laminate finish is the supplier's recommended finish for that color/pattern.
Note: Nonstandard laminates from these suppliers (example: textured laminates) require a Product Modification Request.
Contact customer service for details.

SPECIAL SERVICES

Special Carton Marking

With specially marked information N/C

Shipping

Ships **knocked down, FOB Pembroke, ON K8A 0E1, freight prepaid.** Freight class 70.

Specifications and prices are subject to change without prior notice.

Preconfigured Intersection Conditions

90° 2-Way and End-of-Run

Preconfigured Intersection Conditions

90° 2-Way and End-of-Run

	MODEL	H	MODEL NUMBER Basic Model	Trim Color	Fabric Color	Assembly	Approx. Packaged Weight	Delivered Pricing Unupholstered	Delivered Pricing Fabric Grade 1 & C.O.M.	Delivered Pricing Fabric Grade 2	Delivered Pricing Fabric Grade 3 & Pallas Vertical Fabric Grade PV	Delivered Pricing Pallas Vertical Fabric Grade PV1	Delivered Pricing Pallas Vertical Fabric Grade PV2	Metallic Paint add to list price
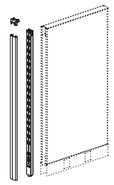	**End-of-Run Condition** • Unupholstered: trim colored • End-of-run trim • Top cap • Full-height post • SX Starlight Silver finish is only offered on flat aluminum trim	30”	PEP30	□□			5.0#	$ 108						$ 40
		36”	PEP36	□□			5.0#	118						41
		42”	PEP42	□□			7.0#	125						49
		48”	PEP48	□□			7.0#	145						49
		54”	PEP54	□□			9.0#	148						52
		60”	PEP60	□□			9.0#	127						53
		66”	PEP66	□□			11.0#	161						61
		72”	PEP72	□□			11.0#	198						64
		78”	PEP78	□□			11.0#	162						65
PTN		84”	PEP84	□□			13.0#	225						67
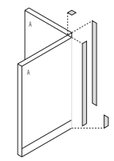	**90° 2-Way “L” Corner, Both Panels Same Height** • Unupholsted: trim colored • 90° top cap • 90° corner base trim • Two pieces of universal trim • Two half-posts • Connecting hardware • SX Starlight Silver finish is only offered on flat aluminum trim	30”	PCP9030	□□		□	7.0#	$ 230						$ 78
		36”	PCP9036	□□		□	7.0#	242						80
		42”	PCP9042	□□		□	10.0#	282						80
		48”	PCP9048	□□		□	10.0#	301						108
		54”	PCP9054	□□		□	13.0#	335						111
		60”	PCP9060	□□		□	13.0#	310						112
		66”	PCP9066	□□		□	16.0#	345						115
		72”	PCP9072	□□		□	16.0#	361						121
		78”	PCP9078	□□		□	16.0#	379						123
PTN		84”	PCP9084	□□		□	20.0#	433						124
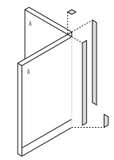	**90° 2-Way “L” Corner, Both Panels Same Height** • Upholsted • 90° top cap • 90° corner base trim • Two pieces of universal trim • Two half-posts • Connecting hardware • SX Starlight Silver finish is only offered on flat aluminum trim	30”	PCPF9030	□□	□□□□	□	7.0#	N/A	$ 311	$ 320	$ 321	$ 324	$ 339	$ 43
		36”	PCPF9036	□□	□□□□	□	7.0#	N/A	322	325	329	339	351	43
		42”	PCPF9042	□□	□□□□	□	10.0#	N/A	402	407	414	424	432	43
		48”	PCPF9048	□□	□□□□	□	10.0#	N/A	421	427	430	434	453	43
		54”	PCPF9054	□□	□□□□	□	13.0#	N/A	456	463	467	475	487	43
		60”	PCPF9060	□□	□□□□	□	13.0#	N/A	415	424	426	433	441	43
		66”	PCPF9066	□□	□□□□	□	16.0#	N/A	466	474	478	487	501	43
		72”	PCPF9072	□□	□□□□	□	16.0#	N/A	487	498	502	516	528	43
		78”	PCPF9078	□□	□□□□	□	16.0#	N/A	492	501	503	518	532	43
PTNF		84”	PCPF9084	□□	□□□□	□	20.0#	N/A	568	579	583	597	614	43
			Ⓐ	Ⓑ	Ⓒ	Ⓓ								

HOW TO ORDER

Indicate the following information on order form:
1. Quantity of each item.
2. Model number, including options. See “How To Build a Model Number”.
3. Any special service required.

Note: • The □ indicates that a choice is required.
- The absence of the □ indicates that no choice is required.
- Alpha-numeric characters in place of □ indicate that no other alternatives are available.

HOW TO BUILD A MODEL NUMBER

Ⓐ Select basic model.

Ⓑ Select trim color.
Refer to the **Product Color Options** page in this price list.
SX Starlight Silver finish is only offered on flat aluminum trim.

Ⓒ Select fabric color.
Refer to **ki.com/fabrics**

Ⓓ Select assembly.

F	- Fully Assembled; add $79
U	- Unassembled

SPECIAL SERVICES

Special Carton Marking

With specially marked information	N/C

Shipping

Ships **knocked down, FOB Pembroke, ON K8A 0E1, freight prepaid.** Freight class 70.

Specifications and prices are subject to change without prior notice.

Preconfigured Intersection Conditions
90° 2-Way

Preconfigured Intersection Conditions
90° 2-Way

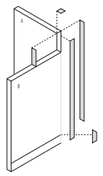

PTN

MODEL

90° 2-Way "L" Corner, Two Different Heights
- Unupholstered: trim colored
- 1-way cap
- 90° corner base trim
- Two pieces of universal trim
- One piece of universal height change trim
- One half-post (height A)
- One half-post (height B)
- Connecting hardware
- SX Starlight Silver finish is only offered on flat aluminum trim

A	B	A-B	MODEL NUMBER Basic Model	MODEL NUMBER Trim Color	Approx. Packaged Weight	Delivered Pricing	Metallic Paint add to list price
36"	30"	6"	PCPV903036	□□	9.0#	$ 287	$ 100
42"	30"	12"	PCPV903042	□□	9.0#	309	102
48"	30"	18"	PCPV903048	□□	9.0#	359	127
54"	30"	24"	PCPV903054	□□	11.0#	391	130
60"	30"	30"	PCPV903060	□□	13.0#	397	133
66"	30"	36"	PCPV903066	□□	13.0#	404	133
72"	30"	42"	PCPV903072	□□	13.0#	452	155
78"	30"	48"	PCPV903078	□□	13.0#	482	157
84"	30"	54"	PCPV903084	□□	16.0#	511	159
42"	36"	6"	PCPV903642	□□	16.0#	309	100
48"	36"	12"	PCPV903648	□□	16.0#	322	127
54"	36"	18"	PCPV903654	□□	16.0#	391	130
60"	36"	24"	PCPV903660	□□	16.0#	397	133
66"	36"	30"	PCPV903666	□□	16.0#	403	133
72"	36"	36"	PCPV903672	□□	16.0#	424	137
78"	36"	42"	PCPV903678	□□	16.0#	467	150
84"	36"	48"	PCPV903684	□□	16.0#	516	159
48"	42"	6"	PCPV904248	□□	12.0#	341	125
54"	42"	12"	PCPV904254	□□	12.0#	373	130
60"	42"	18"	PCPV904260	□□	14.0#	402	131
66"	42"	24"	PCPV904266	□□	14.0#	428	132
72"	42"	30"	PCPV904272	□□	14.0#	461	137
78"	42"	36"	PCPV904278	□□	14.0#	490	150
84"	42"	42"	PCPV904284	□□	17.0#	522	158
54"	48"	6"	PCPV904854	□□	17.0#	377	129
60"	48"	12"	PCPV904860	□□	17.0#	402	131
66"	48"	18"	PCPV904866	□□	17.0#	425	132
72"	48"	24"	PCPV904872	□□	17.0#	435	134
78"	48"	30"	PCPV904878	□□	17.0#	467	137
84"	48"	36"	PCPV904884	□□	17.0#	497	143
			Ⓐ	Ⓑ			

HOW TO ORDER

Indicate the following information on order form:
1. Quantity of each item.
2. Model number, including options. See "How To Build a Model Number".
3. Any special service required.

Note: • The □ indicates that a choice is required.
- The absence of the □ indicates that no choice is required.
- Alpha-numeric characters in place of □ indicate that no other alternatives are available.

HOW TO BUILD A MODEL NUMBER

Ⓐ Select basic model.

Ⓑ Select trim color.
Refer to the **Product Color Options** page in this price list.
SX Starlight Silver finish is only offered on flat aluminum trim.

SPECIAL SERVICES

Special Carton Marking

With specially marked information	N/C

Shipping

Ships **knocked down, FOB Pembroke, ON K8A 0E1, freight prepaid.** Freight class 70.

Specifications and prices are subject to change without prior notice.

Preconfigured Intersection Conditions

90° 2-Way

Preconfigured Intersection Conditions

90° 2-Way

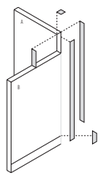

PTN

MODEL	A	B	A-B	MODEL NUMBER Basic Model Ⓐ	MODEL NUMBER Trim Color Ⓑ	Approx. Packaged Weight	Delivered Pricing	Metallic Paint add to list price
90° 2-Way "L" Corner, Two Different Heights • Unupholstered: trim colored • 1-way cap • 90° corner base trim • Two pieces of universal trim • One piece of universal height change trim • One half-post (height A) • One half-post (height B) • Connecting hardware • SX Starlight Silver finish is only offered on flat aluminum trim	60"	54"	6"	PCPV905460	□□	15.0#	$ 377	$ 132
	66"	54"	12"	PCPV905466	□□	15.0#	387	132
	72"	54"	18"	PCPV905472	□□	15.0#	435	134
	78"	54"	24"	PCPV905478	□□	15.0#	466	137
	84"	54"	30"	PCPV905484	□□	18.0#	496	143
	66"	60"	6"	PCPV906066	□□	18.0#	351	133
	72"	60"	12"	PCPV906072	□□	18.0#	373	137
	78"	60"	18"	PCPV906078	□□	18.0#	421	143
	84"	60"	24"	PCPV906084	□□	18.0#	447	148
	72"	66"	6"	PCPV906672	□□	18.0#	452	143
	78"	66"	12"	PCPV906678	□□	18.0#	387	148
	84"	66"	18"	PCPV906684	□□	19.0#	473	152
	78"	72"	12"	PCPV907278	□□	19.0#	420	153
	84"	72"	12"	PCPV907284	□□	19.0#	485	155
	84"	78"	6"	PCPV907884	□□	19.0#	441	158

HOW TO ORDER

Indicate the following information on order form:
1. Quantity of each item.
2. Model number, including options. See "How To Build a Model Number".
3. Any special service required.

Note: • The □ indicates that a choice is required.
- The absence of the □ indicates that no choice is required.
- Alpha-numeric characters in place of □ indicate that no other alternatives are available.

HOW TO BUILD A MODEL NUMBER

Ⓐ Select basic model.

Ⓑ Select trim color.
Refer to the **Product Color Options** page in this price list.
SX Starlight Silver finish is only offered on flat aluminum trim.

SPECIAL SERVICES

Special Carton Marking

With specially marked information	N/C

Shipping

Ships **knocked down, FOB Pembroke, ON K8A 0E1, freight prepaid.** Freight class 70.

Specifications and prices are subject to change without prior notice.

Preconfigured Intersection Conditions

90° 2-Way

Preconfigured Intersection Conditions

90° 2-Way

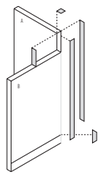

PTNF

90° 2-Way "L" Corner, Two Different Heights

- Upholstered
- 1-way cap
- 90° corner base trim
- Two fabric-wrapped pieces of universal trim
- One fabric-wrapped piece of universal height change trim
- One half-post (height A)
- One half-post (height B)
- Connecting hardware
- SX Starlight Silver finish is only offered on flat aluminum trim

MODEL	A B A-B	MODEL NUMBER Basic Model	Trim Color	Fabric Color	Approx. Packaged Weight	Delivered Pricing Fabric Grade 1 & C.O.M.	Delivered Pricing Fabric Grade 2	Delivered Pricing Fabric Grade 3 & Pallas Vertical Fabric Grade PV	Delivered Pricing Pallas Vertical Fabric Grade PV1	Delivered Pricing Pallas Vertical Fabric Grade PV2	Metallic Paint add to list price
	36" 30" 6"	PCPVF903036	□□	□□□□	9.0#	$ 427	$ 433	$ 435	$ 442	$ 461	$ 43
	42" 30" 12"	PCPVF903042	□□	□□□□	9.0#	485	496	498	509	525	43
	48" 30" 18"	PCPVF903048	□□	□□□□	9.0#	532	541	547	557	575	43
	54" 30" 24"	PCPVF903054	□□	□□□□	11.0#	568	581	586	597	614	43
	60" 30" 30"	PCPVF903060	□□	□□□□	11.0#	490	500	502	516	529	43
	66" 30" 36"	PCPVF903066	□□	□□□□	13.0#	591	602	607	618	637	43
	72" 30" 42"	PCPVF903072	□□	□□□□	13.0#	637	650	659	667	686	43
	78" 30" 48"	PCPVF903078	□□	□□□□	13.0#	589	599	606	617	637	43
	84" 30" 54"	PCPVF903084	□□	□□□□	16.0#	709	722	729	741	765	43
	42" 36" 6"	PCPVF903642	□□	□□□□	16.0#	487	498	501	514	528	43
	48" 36" 12"	PCPVF903648	□□	□□□□	16.0#	496	503	509	522	535	43
	54" 36" 18"	PCPVF903654	□□	□□□□	16.0#	565	579	583	597	609	43
	60" 36" 24"	PCPVF903660	□□	□□□□	16.0#	490	500	502	516	529	43
	66" 36" 30"	PCPVF903666	□□	□□□□	16.0#	588	599	603	616	632	43
	72" 36" 36"	PCPVF903672	□□	□□□□	16.0#	606	617	624	637	657	43
	78" 36" 42"	PCPVF903678	□□	□□□□	16.0#	581	591	599	608	629	43
	84" 36" 48"	PCPVF903684	□□	□□□□	16.0#	713	725	734	744	766	43
	48" 42" 6"	PCPVF904248	□□	□□□□	16.0#	516	525	529	541	555	43
	54" 42" 12"	PCPVF904254	□□	□□□□	12.0#	543	552	559	574	588	43
	60" 42" 18"	PCPVF904260	□□	□□□□	12.0#	516	525	528	538	555	43
	66" 42" 24"	PCPVF904266	□□	□□□□	14.0#	615	624	630	643	663	43
	72" 42" 30"	PCPVF904272	□□	□□□□	14.0#	649	662	667	676	697	43
	78" 42" 36"	PCPVF904278	□□	□□□□	14.0#	581	591	599	608	629	43
	84" 42" 42"	PCPVF904284	□□	□□□□	17.0#	716	729	737	751	776	43
	54" 48" 6"	PCPVF904854	□□	□□□□	17.0#	555	565	569	583	601	43
	60" 48" 12"	PCPVF904860	□□	□□□□	17.0#	486	497	500	509	526	43
	66" 48" 18"	PCPVF904866	□□	□□□□	17.0#	603	616	620	634	656	43
	72" 48" 24"	PCPVF904872	□□	□□□□	17.0#	620	634	643	658	670	43
	78" 48" 30"	PCPVF904878	□□	□□□□	17.0#	579	589	597	607	620	43
	84" 48" 36"	PCPVF904884	□□	□□□□	17.0#	692	705	715	727	747	43
		Ⓐ	Ⓑ	Ⓒ							

HOW TO ORDER

Indicate the following information on order form:
1. Quantity of each item.
2. Model number, including options. See "How To Build a Model Number".
3. Any special service required.

Note: • The □ indicates that a choice is required.
- The absence of the □ indicates that no choice is required.
- Alpha-numeric characters in place of □ indicate that no other alternatives are available.

HOW TO BUILD A MODEL NUMBER

Ⓐ Select basic model.

Ⓑ Select trim color.
Refer to the **Product Color Options** page in this price list.
SX Starlight Silver finish is only offered on flat aluminum trim.

Ⓒ Select fabric color.
Refer to **ki.com/fabrics**

SPECIAL SERVICES

Special Carton Marking

With specially marked information N/C

Shipping

Ships **knocked down, FOB Pembroke, ON K8A 0E1, freight prepaid.** Freight class 70.

Specifications and prices are subject to change without prior notice.

Preconfigured Intersection Conditions

90° 2-Way

Preconfigured Intersection Conditions

90° 2-Way

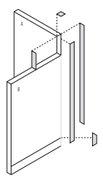

PTNF

90° 2-Way "L" Corner, Two Different Heights

- Upholstered
- 1-way cap
- 90° corner base trim
- Two fabric-wrapped pieces of universal trim
- One fabric-wrapped piece of universal height change trim
- One half-post (height A)
- One half-post (height B)
- Connecting hardware
- SX Starlight Silver finish is only offered on flat aluminum trim

MODEL	A B A-B	MODEL NUMBER Basic Model Ⓐ	Trim Color Ⓑ	Fabric Color Ⓒ	Approx. Packaged Weight	Delivered Pricing Fabric Grade 1 & C.O.M.	Delivered Pricing Fabric Grade 2	Delivered Pricing Fabric Grade 3 & Pallas Vertical Fabric Grade PV	Delivered Pricing Pallas Vertical Fabric Grade PV1	Delivered Pricing Pallas Vertical Fabric Grade PV2	Metallic Paint add to list price
	60" 54" 6"	PCPVF905460	□□	□□□□	15.0#	$ 486	$ 497	$ 500	$ 509	$ 526	$ 43
	66" 54" 12"	PCPVF905466	□□	□□□□	15.0#	568	579	583	597	614	43
	72" 54" 18"	PCPVF905472	□□	□□□□	15.0#	619	634	642	657	669	43
	78" 54" 24"	PCPVF905478	□□	□□□□	15.0#	577	588	595	606	619	43
	84" 54" 30"	PCPVF905484	□□	□□□□	18.0#	686	699	709	722	741	43
	66" 60" 36"	PCPVF906066	□□	□□□□	18.0#	492	501	503	518	532	43
	72" 60" 12"	PCPVF906072	□□	□□□□	18.0#	523	532	535	547	562	43
	78" 60" 18"	PCPVF906078	□□	□□□□	18.0#	575	586	592	603	617	43
	84" 60" 24"	PCPVF906084	□□	□□□□	18.0#	603	615	619	634	656	43
	72" 66" 6"	PCPVF906672	□□	□□□□	19.0#	586	597	602	615	630	43
	78" 66" 12"	PCPVF906678	□□	□□□□	19.0#	542	552	561	574	588	43
	84" 66" 18"	PCPVF906684	□□	□□□□	19.0#	617	630	640	657	670	43
	78" 72" 6"	PCPVF907278	□□	□□□□	19.0#	574	582	591	602	616	43
	84" 72" 12"	PCPVF907284	□□	□□□□	19.0#	656	663	669	683	700	43
	84" 78" 6"	PCPVF907884	□□	□□□□	19.0#	599	608	615	629	648	43

HOW TO ORDER

Indicate the following information on order form:
1. Quantity of each item.
2. Model number, including options. See "How To Build a Model Number".
3. Any special service required.

Note: • The □ indicates that a choice is required.
- The absence of the □ indicates that no choice is required.
- Alpha-numeric characters in place of □ indicate that no other alternatives are available.

HOW TO BUILD A MODEL NUMBER

Ⓐ Select basic model.

Ⓑ Select trim color.
Refer to the **Product Color Options** page in this price list.
SX Starlight Silver finish is only offered on flat aluminum trim.

Ⓒ Select fabric color.
Refer to **ki.com/fabrics**

SPECIAL SERVICES

Special Carton Marking

With specially marked information	N/C

Shipping

Ships **knocked down, FOB Manitowoc, WI 54220, freight prepaid.** Freight class 70.

Specifications and prices are subject to change without prior notice.

Preconfigured Intersection Conditions
Off-Module Post

Preconfigured Intersection Conditions
Off-Module Post

	MODEL	H	MODEL NUMBER Basic Model	MODEL NUMBER Trim Color	Approx. Packaged Weight	Delivered Pricing	Metallic Paint add to list price
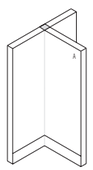	**Off-Module Post** • Unupholstered: trim colored • Off-module top trim end cap • Off-module half-post • See specifications for applications • SX Starlight Silver finish is only offered on flat aluminum trim	30”	POMP30	☐☐	3.0#	$ 295	$ 11
		36”	POMP36	☐☐	3.0#	299	11
		42”	POMP42	☐☐	4.0#	306	11
		48”	POMP48	☐☐	4.0#	315	11
		54”	POMP54	☐☐	5.0#	320	11
		60”	POMP60	☐☐	5.0#	349	11
		66”	POMP66	☐☐	6.0#	324	11
		72”	POMP72	☐☐	6.0#	327	11
		78”	POMP78	☐☐	6.0#	357	11
PTN		84”	POMP84	☐☐	7.0#	341	11
	Off-Module Post • Off module post allows removal of tiles from spine way • Post is offset from spine 3/4” • Unupholstered: trim colored • Includes top cap and halfpost • See specifications for applications • SX Starlight Silver finish is only offered on flat aluminum trim	30”	POMPS.30	☐☐	4.0#	$ 456	N/A
HRDPT		36”	POMPS.36	☐☐	5.0#	468	N/A
		42”	POMPS.42	☐☐	6.0#	482	N/A
		48”	POMPS.48	☐☐	7.0#	502	N/A
		54”	POMPS.54	☐☐	8.0#	516	N/A
		60”	POMPS.60	☐☐	9.0#	525	N/A
		66”	POMPS.66	☐☐	10.0#	555	N/A
		72”	POMPS.72	☐☐	11.0#	575	N/A
		78”	POMPS.78	☐☐	12.0#	588	N/A
		84”	POMPS.84	☐☐	13.0#	603	N/A
			Ⓐ	Ⓑ			

HOW TO ORDER

Indicate the following information on order form:
1. Quantity of each item.
2. Model number, including options. See “How To Build a Model Number”.
3. Any special service required.

Note: • The ☐ indicates that a choice is required.
- The absence of the ☐ indicates that no choice is required.
- Alpha-numeric characters in place of ☐ indicate that no other alternatives are available.

HOW TO BUILD A MODEL NUMBER

Ⓐ Select basic model.

Ⓑ Select trim color.
Refer to the **Product Color Options** page in this price list.
SX Starlight Silver finish is only offered on flat aluminum trim.

SPECIAL SERVICES

Special Carton Marking

With specially marked information	N/C

Shipping

Ships **knocked down, FOB Manitowoc, WI 54220, freight prepaid.** Freight class 70.

Specifications and prices are subject to change without prior notice.

Preconfigured Intersection Conditions

Adjustable Wall Mount and Stabilizer Weldment

Preconfigured Intersection Conditions
Adjustable Wall Mount and Stabilizer Weldment

	MODEL	W x H x D	MODEL NUMBER Basic Model	MODEL NUMBER Trim Color	Approx. Packaged Weight	Delivered Pricing	Metallic Paint add to list price
 HRDPT	**Wall Track** • Double slotted track accommodates wall mounting of overhead components and worksurfaces • Steel construction with painted finish • No hardware for wall attachment is included • See installation guidelines • SX Starlight Silver finish is only offered on flat aluminum trim	2 1/2 x 31 x 1”	PWT30	□□	2.0#	$ 44	$ 16
		2 1/2 x 37 x 1”	PWT36	□□	2.0#	48	16
		2 1/2 x 43 x 1”	PWT42	□□	3.0#	49	23
		2 1/2 x 49 x 1”	PWT48	□□	3.0#	51	28
		2 1/2 x 55 x 1”	PWT54	□□	3.0#	53	34
		2 1/2 x 61 x 1”	PWT60	□□	4.0#	56	39
		2 1/2 x 67 x 1”	PWT66	□□	4.0#	64	41
		2 1/2 x 73 x 1”	PWT72	□□	4.0#	65	42
		2 1/2 x 79 x 1”	PWT78	□□	5.0#	67	43
		2 1/2 x 85 x 1”	PWT84	□□	5.0#	68	43
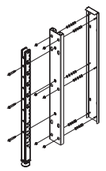 HRDPT	**Adjustable Wall Mount** • Attaches a panel to a wall at the start of a run • Includes mounting plate and half-post • Steel construction with painted finish • Hardware for wall attachment is not included • Adjustable up to 3/4” to correct wall deflection • SX Starlight Silver finish is only offered on flat aluminum trim	2 1/2 x 30 x 1”	PWM30	□□	11.0#	$ 198	$ 42
		2 1/2 x 36 x 1”	PWM36	□□	13.0#	202	42
		2 1/2 x 42 x 1”	PWM42	□□	15.0#	225	67
		2 1/2 x 48 x 1”	PWM48	□□	17.0#	230	69
		2 1/2 x 54 x 1”	PWM54	□□	19.0#	233	69
		2 1/2 x 60 x 1”	PWM60	□□	23.0#	301	73
		2 1/2 x 66 x 1”	PWM66	□□	23.0#	301	77
		2 1/2 x 72 x 1”	PWM72	□□	25.0#	345	79
		2 1/2 x 78 x 1”	PWM78	□□	23.0#	353	81
		2 1/2 x 84 x 1”	PWM84	□□	30.0#	366	84
 HRDPT	**Stabilizer Weldment** • Anchors to floor and attaches to vertical post of panel for added stability on run • Includes hardware • Black		PSB		1.0#	$ 165	N/A

Ⓐ Ⓑ

HOW TO ORDER

Indicate the following information on order form:
1. Quantity of each item.
2. Model number, including options. See “How To Build a Model Number”.
3. Any special service required.

Note: • The □ indicates that a choice is required.
- The absence of the □ indicates that no choice is required.
- Alpha-numeric characters in place of □ indicate that no other alternatives are available.

HOW TO BUILD A MODEL NUMBER

Ⓐ Select basic model.

Ⓑ Select trim color.
Refer to the **Product Color Options** page in this price list.
SX Starlight Silver finish is only offered on flat aluminum trim.

SPECIAL SERVICES

Special Carton Marking

With specially marked information	N/C

Shipping

Ships **knocked down, FOB Manitowoc, WI 54220, freight prepaid.** Freight class 70.

Specifications and prices are subject to change without prior notice.

Preconfigured Intersection Conditions
180° 2-Way

Preconfigured Intersection Conditions
180° 2-Way

	MODEL	A B A-B	MODEL NUMBER Basic Model	Trim Color	Approx. Packaged Weight	Delivered Pricing	Metallic Paint add to list price
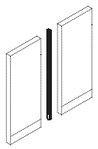 PTN	**180° 2-Way In-Line Connection, Both Panels Same Height** • Unupholstered • Full-height post	30”	PFP30		4.0#	$ 68	N/A
		36”	PFP36		5.0#	75	N/A
		42”	PFP42		5.0#	79	N/A
		48”	PFP48		6.0#	83	N/A
		54”	PFP54		6.0#	93	N/A
		66”	PFP66		7.0#	105	N/A
		72”	PFP72		8.0#	110	N/A
		84”	PFP84		9.0#	121	N/A
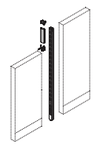 PTN	**180° 2-Way In-Line Connection, Two Different Heights** • Unupholstered: trim colored • Full height post • In-line height change trim • In-line height change bottom cap • End-of-run top cap • SX Starlight Silver finish is only offered on flat aluminum trim	36” 30” 6”	PFPV3036	☐☐	4.0#	$ 84	$ 49
		42” 30” 12”	PFPV3042	☐☐	6.0#	100	52
		48” 30” 18”	PFPV3048	☐☐	6.0#	111	52
		54” 30” 24”	PFPV3054	☐☐	7.0#	123	52
		66” 30” 36”	PFPV3066	☐☐	8.0#	145	54
		72” 30” 42”	PFPV3072	☐☐	10.0#	158	67
		84” 30” 54”	PFPV3084	☐☐	11.0#	180	68
		42” 36” 6”	PFPV3642	☐☐	5.0#	94	49
		48” 36” 12”	PFPV3648	☐☐	6.0#	107	52
		54” 36” 18”	PFPV3654	☐☐	7.0#	118	52
		66” 36” 30”	PFPV3666	☐☐	8.0#	140	53
		72” 36” 36”	PFPV3672	☐☐	9.0#	152	54
		84” 36” 48”	PFPV3684	☐☐	11.0#	174	67
		48” 42” 6”	PFPV4248	☐☐	6.0#	100	49
		54” 42” 12”	PFPV4254	☐☐	7.0#	111	52
		66” 42” 24”	PFPV4266	☐☐	8.0#	133	52
		72” 42” 30”	PFPV4272	☐☐	9.0#	145	53
		84” 42” 42”	PFPV4284	☐☐	11.0#	171	67
		54” 48” 6”	PFPV4854	☐☐	6.0#	107	49
		66” 48” 18”	PFPV4866	☐☐	8.0#	129	52
		72” 48” 24”	PFPV4872	☐☐	9.0#	140	52
		84” 48” 36”	PFPV4884	☐☐	11.0#	165	53
		66” 54” 12”	PFPV5466	☐☐	8.0#	123	52
		72” 54” 18”	PFPV5472	☐☐	9.0#	133	52
		84” 54” 30”	PFPV5484	☐☐	11.0#	158	53
		72” 66” 6”	PFPV6672	☐☐	8.0#	123	49
		84” 66” 18”	PFPV6684	☐☐	10.0#	145	52
		84” 72” 12”	PFPV7284	☐☐	10.0#	140	52
			Ⓐ	Ⓑ			

HOW TO ORDER

Indicate the following information on order form:
1. Quantity of each item.
2. Model number, including options. See “How To Build a Model Number”.
3. Any special service required.

Note: • The ☐ indicates that a choice is required.
- The absence of the ☐ indicates that no choice is required.
- Alpha-numeric characters in place of ☐ indicate that no other alternatives are available.

HOW TO BUILD A MODEL NUMBER

Ⓐ Select basic model.

Ⓑ Select trim color.
Refer to the **Product Color Options** page in this price list.
SX Starlight Silver finish is only offered on flat aluminum trim.

SPECIAL SERVICES

Special Carton Marking

With specially marked information N/C

Shipping

Ships **knocked down, FOB Manitowoc, WI 54220, freight prepaid.** Freight class 70.

Specifications and prices are subject to change without prior notice.

Preconfigured Intersection Conditions

180° 2-Way

Preconfigured Intersection Conditions

180° 2-Way

	MODEL	A	MODEL NUMBER Basic Model	Assembly	Trim Color	Fabric Color	Approx. Packaged Weight	Delivered Pricing Unupholstered	Delivered Pricing Fabric Grade 1 & C.O.M.	Delivered Pricing Fabric Grade 2	Delivered Pricing Fabric Grade 3 & Pallas Vertical Fabric Grade PV	Delivered Pricing Pallas Vertical Fabric Grade PV1	Delivered Pricing Pallas Vertical Fabric Grade PV2	Metallic Paint add to list price
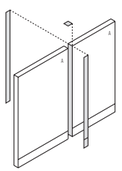	**180° 2-Way In-Line Spacer, Both Panels Same Height** • Unupholstered: trim colored • 180° top cap • Two pieces of universal trim • Two pieces of 3-way base trim • Two half-posts • Connecting hardware • SX Starlight Silver finish is only offered on flat aluminum trim	30”	PSP18030	☐	☐☐		7.0#	$ 233						$ 87
		36”	PSP18036	☐	☐☐		9.0#	246						92
		42”	PSP18042	☐	☐☐		10.0#	284						92
		48”	PSP18048	☐	☐☐		13.0#	306						115
		54”	PSP18054	☐	☐☐		15.0#	341						121
		66”	PSP18066	☐	☐☐		16.0#	349						124
		72”	PSP18072	☐	☐☐		18.0#	366						127
		84”	PSP18084	☐	☐☐		20.0#	435						130
PTN														
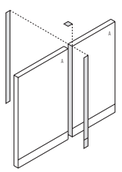	**180° 2-Way In-Line Spacer, Both Panels Same Height** • Upholstered • 180° top cap • Two fabric-wrapped pieces of universal trim • Two pieces of 3-way base trim • Two half-posts • Connecting hardware • SX Starlight Silver finish is only offered on flat aluminum trim	30”	PSPF18030	☐	☐☐	☐☐☐☐	7.0#	N/A	$ 319	$ 322	$ 324	$ 329	$ 345	$ 49
		36”	PSPF18036	☐	☐☐	☐☐☐☐	9.0#	N/A	325	335	339	345	355	49
		42”	PSPF18042	☐	☐☐	☐☐☐☐	10.0#	N/A	404	414	417	427	435	49
		48”	PSPF18048	☐	☐☐	☐☐☐☐	13.0#	N/A	425	430	434	441	458	49
		54”	PSPF18054	☐	☐☐	☐☐☐☐	15.0#	N/A	458	467	471	483	496	49
		66”	PSPF18066	☐	☐☐	☐☐☐☐	16.0#	N/A	471	482	484	496	505	49
		72”	PSPF18072	☐	☐☐	☐☐☐☐	18.0#	N/A	496	502	505	519	534	49
		84”	PSPF18084	☐	☐☐	☐☐☐☐	20.0#	N/A	574	583	589	602	616	49
PTNF			Ⓐ	Ⓑ	Ⓒ	Ⓓ								

HOW TO ORDER

Indicate the following information on order form:
1. Quantity of each item.
2. Model number, including options. See “How To Build a Model Number”.
3. Any special service required.

Note: • The ☐ indicates that a choice is required.
- The absence of the ☐ indicates that no choice is required.
- Alpha-numeric characters in place of ☐ indicate that no other alternatives are available.

HOW TO BUILD A MODEL NUMBER

Ⓐ Select basic model.

Ⓑ Select assembly.

F	- Fully Assembled; add $79
U	- Unassembled

Ⓒ Select trim color.
Refer to the **Product Color Options** page in this price list.
SX Starlight Silver finish is only offered on flat aluminum trim.

Ⓓ Select fabric color.
Refer to **ki.com/fabrics**

SPECIAL SERVICES

Special Carton Marking

With specially marked information	N/C

Shipping

Ships **knocked down, FOB Manitowoc, WI 54220, freight prepaid.** Freight class 70.

Specifications and prices are subject to change without prior notice.

Preconfigured Intersection Conditions

180° 2-Way

Preconfigured Intersection Conditions

180° 2-Way

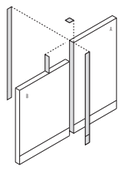

PTN

180° 2-Way In-Line Spacer, Two Different Heights

- Unupholstered: trim colored
- Two pieces of 3-way base trim
- 1-way top cap
- Two pieces of universal trim
- One piece of universal height change trim
- One half-post (height A)
- One half-post (height B)
- Connecting hardware
- SX Starlight Silver finish is only offered on flat aluminum trim

MODEL	A B A-B	MODEL NUMBER Basic Model	MODEL NUMBER Trim Color	Approx. Packaged Weight	Delivered Pricing	Metallic Paint add to list price
	36” 30” 6”	PSPV1803036	□□	10.0#	$ 260	$ 107
	42” 30” 12”	PSPV1803042	□□	9.0#	311	108
	48” 30” 18”	PSPV1803048	□□	12.0#	321	132
	54” 30” 24”	PSPV1803054	□□	11.0#	394	134
	66” 30” 36”	PSPV1803066	□□	13.0#	406	143
	72” 30” 42”	PSPV1803072	□□	17.0#	395	160
	84” 30” 54”	PSPV1803084	□□	16.0#	511	165
	42” 36” 6”	PSPV1803642	□□	11.0#	311	107
	48” 36” 12”	PSPV1803648	□□	12.0#	321	132
	54” 36” 18”	PSPV1803654	□□	14.0#	391	134
	66” 36” 30”	PSPV1803666	□□	16.0#	403	143
	72” 36” 36”	PSPV1803672	□□	17.0#	398	148
	84” 36” 48”	PSPV1803684	□□	19.0#	518	165
	48” 42” 6”	PSPV1804248	□□	13.0#	321	131
	54” 42” 12”	PSPV1804254	□□	12.0#	355	134
	66” 42” 24”	PSPV1804266	□□	14.0#	421	140
	72” 42” 30”	PSPV1804272	□□	18.0#	456	148
	84” 42” 42”	PSPV1804284	□□	17.0#	523	162
	54” 48” 6”	PSPV1804854	□□	14.0#	379	133
	66” 48” 18”	PSPV1804866	□□	17.0#	426	140
	72” 48” 24”	PSPV1804872	□□	18.0#	382	145
	84” 48” 36”	PSPV1804884	□□	20.0#	498	153
	66” 54” 12”	PSPV1805466	□□	15.0#	387	140
	72” 54” 18”	PSPV1805472	□□	18.0#	382	145
	84” 54” 30”	PSPV1805484	□□	18.0#	496	153
	72” 66” 6”	PSPV1806672	□□	18.0#	379	143
	84” 66” 18”	PSPV1806684	□□	19.0#	458	150
	84” 72” 12”	PSPV1807284	□□	21.0#	483	150
		Ⓐ	Ⓑ			

HOW TO ORDER

Indicate the following information on order form:
1. Quantity of each item.
2. Model number, including options. See “How To Build a Model Number”.
3. Any special service required.

Note: • The □ indicates that a choice is required.
- The absence of the □ indicates that no choice is required.
- Alpha-numeric characters in place of □ indicate that no other alternatives are available.

HOW TO BUILD A MODEL NUMBER

Ⓐ Select basic model.

Ⓑ Select trim color.
Refer to the **Product Color Options** page in this price list.
SX Starlight Silver finish is only offered on flat aluminum trim.

SPECIAL SERVICES

Special Carton Marking

With specially marked information	N/C

Shipping

Ships **knocked down, FOB Manitowoc, WI 54220, freight prepaid.** Freight class 70.

Specifications and prices are subject to change without prior notice.

Preconfigured Intersection Conditions

180° 2-Way

Preconfigured Intersection Conditions

180° 2-Way

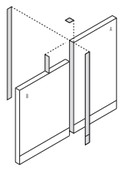

PTNF

180° 2-Way In-Line Spacer, Two Different Heights

- Upholstered
- Two pieces of 3-way base trim
- 1-way top cap
- Two fabric-wrapped pieces of universal trim
- One fabric-wrapped piece of universal height change trim
- One half-post (height A)
- One half-post (height B)
- Connecting hardware
- SX Starlight Silver finish is only offered on flat aluminum trim

MODEL	A B A-B	MODEL NUMBER Basic Model	Trim Color	Fabric Color	Approx. Packaged Weight	Delivered Pricing Fabric Grade 1 & C.O.M.	Delivered Pricing Fabric Grade 2	Delivered Pricing Fabric Grade 3 & Pallas Vertical Fabric Grade PV	Delivered Pricing Pallas Vertical Fabric Grade PV1	Delivered Pricing Pallas Vertical Fabric Grade PV2	Metallic Paint add to list price
	36” 30” 6”	PSPVF1803036	□□	□□□□	10.0#	$ 357	$ 364	$ 365	$ 373	$ 384	$ 49
	42” 30” 12”	PSPVF1803042	□□	□□□□	9.0#	485	496	500	509	524	49
	48” 30” 18”	PSPVF1803048	□□	□□□□	12.0#	404	414	417	426	434	49
	54” 30” 24”	PSPVF1803054	□□	□□□□	11.0#	568	581	586	599	615	49
	66” 30” 36”	PSPVF1803066	□□	□□□□	13.0#	591	602	607	618	637	49
	72” 30” 42”	PSPVF1803072	□□	□□□□	17.0#	453	463	466	475	487	49
	84” 30” 54”	PSPVF1803084	□□	□□□□	16.0#	709	722	731	741	765	49
	42” 36” 6”	PSPVF1803642	□□	□□□□	11.0#	391	398	403	414	425	49
	48” 36” 12”	PSPVF1803648	□□	□□□□	12.0#	402	407	414	424	432	49
	54” 36” 18”	PSPVF1803654	□□	□□□□	14.0#	427	433	435	442	461	49
	66” 36” 30”	PSPVF1803666	□□	□□□□	16.0#	438	447	456	465	475	49
	72” 36” 36”	PSPVF1803672	□□	□□□□	17.0#	457	465	468	478	492	49
	84” 36” 48”	PSPVF1803684	□□	□□□□	19.0#	505	518	523	534	548	49
	48” 42” 6”	PSPVF1804248	□□	□□□□	13.0#	404	414	417	426	434	49
	54” 42” 12”	PSPVF1804254	□□	□□□□	12.0#	457	467	473	484	500	49
	66” 42” 24”	PSPVF1804266	□□	□□□□	14.0#	559	574	581	591	607	49
	72” 42” 30”	PSPVF1804272	□□	□□□□	18.0#	609	617	620	632	648	49
	84” 42” 42”	PSPVF1804284	□□	□□□□	17.0#	716	729	737	751	776	49
	54” 48” 6”	PSPVF1804854	□□	□□□□	14.0#	432	436	440	456	466	49
	66” 48” 18”	PSPVF1804866	□□	□□□□	17.0#	442	456	458	468	483	49
	72” 48” 24”	PSPVF1804872	□□	□□□□	18.0#	458	466	471	482	492	49
	84” 48” 36”	PSPVF1804884	□□	□□□□	20.0#	505	518	523	534	548	49
	66” 54” 12”	PSPVF1805466	□□	□□□□	15.0#	568	581	586	599	614	49
	72” 54” 18”	PSPVF1805472	□□	□□□□	18.0#	457	466	468	482	492	49
	84” 54” 30”	PSPVF1805484	□□	□□□□	18.0#	688	700	709	725	741	49
	72” 66” 6”	PSPVF1806672	□□	□□□□	18.0#	453	463	466	475	487	49
	84” 66” 18”	PSPVF1806684	□□	□□□□	19.0#	468	483	487	501	525	49
	84” 72” 12”	PSPVF1807284	□□	□□□□	21.0#	486	497	500	511	526	49
		Ⓐ	Ⓑ	Ⓒ							

HOW TO ORDER

Indicate the following information on order form:
1. Quantity of each item.
2. Model number, including options. See “How To Build a Model Number”.
3. Any special service required.

Note: • The □ indicates that a choice is required.
- The absence of the □ indicates that no choice is required.
- Alpha-numeric characters in place of □ indicate that no other alternatives are available.

HOW TO BUILD A MODEL NUMBER

Ⓐ Select basic model.

Ⓑ Select trim color.
Refer to the **Product Color Options** page in this price list.
SX Starlight Silver finish is only offered on flat aluminum trim.

Ⓒ Select fabric color.
Refer to **ki.com/fabrics**

SPECIAL SERVICES

Special Carton Marking

With specially marked information	N/C

Shipping

Ships **knocked down, FOB Manitowoc, WI 54220, freight prepaid.** Freight class 70.

Specifications and prices are subject to change without prior notice.

Preconfigured Intersection Conditions
3-Way

Preconfigured Intersection Conditions
3-Way

	MODEL	A	MODEL NUMBER Basic Model	Assembly	Trim Color	Fabric Color	Approx. Packaged Weight	Delivered Pricing Unupholstered	Delivered Pricing Fabric Grade 1 & C.O.M.	Delivered Pricing Fabric Grade 2	Delivered Pricing Fabric Grade 3 & Pallas Vertical Fabric Grade PV	Delivered Pricing Pallas Vertical Fabric Grade PV1	Delivered Pricing Pallas Vertical Fabric Grade PV2	Metallic Paint add to list price
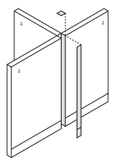 PTN	**3-Way "T" Intersection w/3-Way Cap, All Panels Same Height - AAA** • Unupholstered • 3-way top cap • 3-way base trim • One piece of universal trim • Light block • Three half-posts • Connecting hardware • SX Starlight Silver finish is only offered on flat aluminum trim	30"	PTP3W30	☐	☐☐		9.0#	$ 253						$ 52
		36"	PTP3W36	☐	☐☐		9.0#	274						53
		42"	PTP3W42	☐	☐☐		12.0#	306						53
		48"	PTP3W48	☐	☐☐		12.0#	341						67
		54"	PTP3W54	☐	☐☐		15.0#	361						68
		60"	PTP3W60	☐	☐☐		15.0#	322						68
		66"	PTP3W66	☐	☐☐		18.0#	374						69
		72"	PTP3W72	☐	☐☐		18.0#	384						71
		78"	PTP3W78	☐	☐☐		18.0#	391						71
		84"	PTP3W84	☐	☐☐		22.0#	465						73
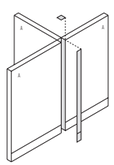 PTF	**3-Way "T" Intersection w/3-Way Cap, All Panels Same Height - AAA** • Upholstered • 3-way top cap • 3-way base trim • One piece of fabric-wrapped universal trim • Light block • Three half-posts • Connecting hardware • SX Starlight Silver finish is only offered on flat aluminum trim	30"	PTPF3W30	☐	☐☐	☐☐☐☐	9.0#	N/A	$ 297	$ 301	$ 306	$ 312	$ 322	$ 36
		36"	PTPF3W36	☐	☐☐	☐☐☐☐	9.0#	N/A	311	320	321	324	339	36
		42"	PTPF3W42	☐	☐☐	☐☐☐☐	12.0#	N/A	365	373	376	382	395	36
		48"	PTPF3W48	☐	☐☐	☐☐☐☐	12.0#	N/A	397	404	407	420	428	36
		54"	PTPF3W54	☐	☐☐	☐☐☐☐	15.0#	N/A	424	430	433	438	457	36
		60"	PTPF3W60	☐	☐☐	☐☐☐☐	15.0#	N/A	376	381	384	395	406	36
		66"	PTPF3W66	☐	☐☐	☐☐☐☐	18.0#	N/A	433	440	442	458	468	36
		72"	PTPF3W72	☐	☐☐	☐☐☐☐	18.0#	N/A	447	458	463	473	484	36
		78"	PTPF3W78	☐	☐☐	☐☐☐☐	18.0#	N/A	447	457	461	468	485	36
		84"	PTPF3W84	☐	☐☐	☐☐☐☐	22.0#	N/A	529	541	547	557	574	36
				Ⓐ	Ⓑ	Ⓒ Ⓓ								

HOW TO ORDER

Indicate the following information on order form:
1. Quantity of each item.
2. Model number, including options. See "How To Build a Model Number".
3. Any special service required.

Note: • The ☐ indicates that a choice is required.
- The absence of the ☐ indicates that no choice is required.
- Alpha-numeric characters in place of ☐ indicate that no other alternatives are available.

HOW TO BUILD A MODEL NUMBER

Ⓐ Select basic model.

Ⓑ Select assembly.

F	- Fully Assembled; add $102
U	- Unassembled

Ⓒ Select trim color.
Refer to the **Product Color Options** page in this price list.
SX Starlight Silver finish is only offered on flat aluminum trim.

Ⓓ Select fabric color.
Refer to **ki.com/fabrics**

SPECIAL SERVICES

Special Carton Marking

With specially marked information	N/C

Shipping

Ships **knocked down, FOB Manitowoc, WI 54220, freight prepaid.** Freight class 70.

Specifications and prices are subject to change without prior notice.

Preconfigured Intersection Conditions
3-Way

Preconfigured Intersection Conditions
3-Way

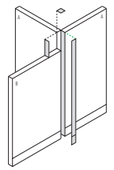

PTN

3-Way "T" Intersection w/90° Top Cap, Two Different Heights - BAA
- Unupholstered: trim colored
- 90° top cap
- 3-way base trim
- One piece of universal height change trim
- Light block
- Two half-posts (height A)
- One half-post (height B)
- Connecting hardware
- SX Starlight Silver finish is only offered on flat aluminum trim

MODEL	A B A-B	MODEL NUMBER Basic Model	MODEL NUMBER Trim Color	Approx. Packaged Weight	Delivered Pricing	Metallic Paint add to list price
	36" 30" 6"	PTPV903036	☐☐	10.0#	$ 315	$ 69
	42" 30" 12"	PTPV903042	☐☐	10.0#	327	71
	48" 30" 18"	PTPV903048	☐☐	11.0#	353	84
	54" 30" 24"	PTPV903054	☐☐	12.0#	417	87
	66" 30" 36"	PTPV903066	☐☐	14.0#	432	92
	72" 30" 42"	PTPV903072	☐☐	12.0#	467	105
	84" 30" 54"	PTPV903084	☐☐	16.0#	534	108
	42" 36" 6"	PTPV903642	☐☐	14.0#	366	69
	48" 36" 12"	PTPV903648	☐☐	16.0#	391	84
	54" 36" 18"	PTPV903654	☐☐	14.0#	420	87
	66" 36" 30"	PTPV903666	☐☐	16.0#	432	92
	72" 36" 36"	PTPV903672	☐☐	18.0#	457	93
	84" 36" 48"	PTPV903684	☐☐	17.0#	501	108
	48" 42" 6"	PTPV904248	☐☐	19.0#	391	80
	54" 42" 12"	PTPV904254	☐☐	14.0#	411	87
	66" 42" 24"	PTPV904266	☐☐	16.0#	428	90
	72" 42" 30"	PTPV904272	☐☐	22.0#	447	93
	84" 42" 42"	PTPV904284	☐☐	18.0#	543	107
	54" 48" 6"	PTPV904854	☐☐	10.0#	426	84
	66" 48" 18"	PTPV904866	☐☐	12.0#	436	90
	72" 48" 24"	PTPV904872	☐☐	14.0#	467	92
	84" 48" 36"	PTPV904884	☐☐	16.0#	503	94
	66" 54" 12"	PTPV905466	☐☐	17.0#	424	90
	72" 54" 18"	PTPV905472	☐☐	14.0#	436	92
	84" 54" 30"	PTPV905484	☐☐	19.0#	522	94
	72" 66" 6"	PTPV906672	☐☐	16.0#	433	90
	84" 66" 18"	PTPV906684	☐☐	22.0#	467	93
	84" 72" 12"	PTPV907284	☐☐	18.0#	496	93
		Ⓐ	Ⓑ			

HOW TO ORDER

Indicate the following information on order form:
1. Quantity of each item.
2. Model number, including options. See "How To Build a Model Number".
3. Any special service required.

Note: • The ☐ indicates that a choice is required.
- The absence of the ☐ indicates that no choice is required.
- Alpha-numeric characters in place of ☐ indicate that no other alternatives are available.

HOW TO BUILD A MODEL NUMBER

Ⓐ Select basic model.

Ⓑ Select trim color.
Refer to the **Product Color Options** page in this price list.
SX Starlight Silver finish is only offered on flat aluminum trim.

SPECIAL SERVICES

Special Carton Marking

With specially marked information	N/C

Shipping

Ships **knocked down, FOB Manitowoc, WI 54220, freight prepaid.** Freight class 70.

Specifications and prices are subject to change without prior notice.

Preconfigured Intersection Conditions
3-Way

Preconfigured Intersection Conditions
3-Way

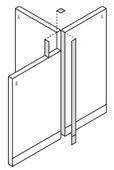

PTNF

3-Way "T" Intersection w/90° Top Cap, Two Different Heights - BAA
- Upholstered
- 90° top cap
- 3-way base trim
- One piece of fabric-wrapped universal trim
- One piece of universal height change trim
- Light block
- Two half-posts (height A)
- One half-post (height B)
- Connecting hardware
- SX Starlight Silver finish is only offered on flat aluminum trim

MODEL	A B A-B	MODEL NUMBER Basic Model	Trim Color	Fabric Color	Approx. Packaged Weight	Delivered Pricing Fabric Grade 1 & C.O.M.	Delivered Pricing Fabric Grade 2	Delivered Pricing Fabric Grade 3 & Pallas Vertical Fabric Grade PV	Delivered Pricing Pallas Vertical Fabric Grade PV1	Delivered Pricing Pallas Vertical Fabric Grade PV2	Metallic Paint add to list price
	36" 30" 6"	PTPVF903036	□□	□□□□	12.0#	$ 414	$ 421	$ 425	$ 432	$ 440	$ 36
	42" 30" 12"	PTPVF903042	□□	□□□□	11.0#	441	456	458	467	482	36
	48" 30" 18"	PTPVF903048	□□	□□□□	16.0#	501	514	518	528	542	36
	54" 30" 24"	PTPVF903054	□□	□□□□	14.0#	529	538	543	555	574	36
	66" 30" 36"	PTPVF903066	□□	□□□□	17.0#	551	562	568	581	597	36
	72" 30" 42"	PTPVF903072	□□	□□□□	22.0#	516	525	529	541	555	36
	84" 30" 54"	PTPVF903084	□□	□□□□	21.0#	660	669	676	692	713	36
	42" 36" 6"	PTPVF903642	□□	□□□□	14.0#	452	458	465	473	485	36
	48" 36" 12"	PTPVF903648	□□	□□□□	16.0#	467	474	482	490	502	36
	54" 36" 18"	PTPVF903654	□□	□□□□	17.0#	496	502	509	522	534	36
	66" 36" 30"	PTPVF903666	□□	□□□□	20.0#	516	526	529	541	555	36
	72" 36" 36"	PTPVF903672	□□	□□□□	22.0#	519	529	534	547	561	36
	84" 36" 48"	PTPVF903684	□□	□□□□	25.0#	595	606	609	620	640	36
	48" 42" 6"	PTPVF904248	□□	□□□□	16.0#	468	478	483	492	505	36
	54" 42" 12"	PTPVF904254	□□	□□□□	15.0#	505	518	522	534	547	36
	66" 42" 24"	PTPVF904266	□□	□□□□	18.0#	563	577	582	592	608	36
	72" 42" 30"	PTPVF904272	□□	□□□□	23.0#	602	608	614	620	637	36
	84" 42" 42"	PTPVF904284	□□	□□□□	22.0#	668	678	690	704	722	36
	54" 48" 6"	PTPVF904854	□□	□□□□	18.0#	502	514	519	529	543	36
	66" 48" 18"	PTPVF904866	□□	□□□□	21.0#	523	532	537	548	562	36
	72" 48" 24"	PTPVF904872	□□	□□□□	23.0#	525	534	538	549	563	36
	84" 48" 36"	PTPVF904884	□□	□□□□	26.0#	597	607	614	624	642	36
	66" 54" 12"	PTPVF905466	□□	□□□□	18.0#	534	543	549	561	577	36
	72" 54" 18"	PTPVF905472	□□	□□□□	23.0#	523	532	537	548	562	36
	84" 54" 30"	PTPVF905484	□□	□□□□	22.0#	642	658	663	672	694	36
	72" 66" 6"	PTPVF906672	□□	□□□□	23.0#	519	529	534	547	561	36
	84" 66" 18"	PTPVF906684	□□	□□□□	23.0#	549	562	569	583	602	36
	84" 72" 12"	PTPVF907284	□□	□□□□	26.0#	579	589	595	607	620	36
		Ⓐ	Ⓑ	Ⓒ							

HOW TO ORDER

Indicate the following information on order form:
1. Quantity of each item.
2. Model number, including options. See "How To Build a Model Number".
3. Any special service required.

Note: • The □ indicates that a choice is required.
- The absence of the □ indicates that no choice is required.
- Alpha-numeric characters in place of □ indicate that no other alternatives are available.

HOW TO BUILD A MODEL NUMBER

Ⓐ Select basic model.

Ⓑ Select trim color.
Refer to the **Product Color Options** page in this price list.
SX Starlight Silver finish is only offered on flat aluminum trim.

Ⓒ Select fabric color.
Refer to **ki.com/fabrics**

SPECIAL SERVICES

Special Carton Marking

With specially marked information	N/C

Shipping

Ships **knocked down, FOB Manitowoc, WI 54220, freight prepaid.** Freight class 70.

Specifications and prices are subject to change without prior notice.

Preconfigured Intersection Conditions
3-Way

Preconfigured Intersection Conditions
3-Way

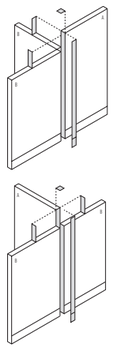

PTN

3-Way "T" Intersection w/1-Way Cap, Two Different Heights - BBA or BAB
- Unupholstered: trim colored
- 1-way top cap
- One piece of universal trim
- Two pieces of universal height change trim
- Light block
- 3-way base trim
- One half-post (height A)
- Two half-posts (height B)
- Connecting hardware
- SX Starlight Silver finish is only offered on flat aluminum trim

MODEL	A B A-B	MODEL NUMBER Basic Model	Trim Color	Approx. Packaged Weight	Delivered Pricing	Metallic Paint add to list price
	36" 30" 6"	PTPV1W3036	☐☐	12.0#	$ 320	$ 87
	42" 30" 12"	PTPV1W3042	☐☐	10.0#	339	92
	48" 30" 18"	PTPV1W3048	☐☐	15.0#	387	104
	54" 30" 24"	PTPV1W3054	☐☐	14.0#	417	105
	66" 30" 36"	PTPV1W3066	☐☐	16.0#	435	110
	72" 30" 42"	PTPV1W3072	☐☐	20.0#	471	134
	84" 30" 54"	PTPV1W3084	☐☐	20.0#	534	143
	42" 36" 6"	PTPV1W3642	☐☐	14.0#	355	87
	48" 36" 12"	PTPV1W3648	☐☐	15.0#	373	104
	54" 36" 18"	PTPV1W3654	☐☐	16.0#	397	105
	66" 36" 30"	PTPV1W3666	☐☐	18.0#	452	110
	72" 36" 36"	PTPV1W3672	☐☐	20.0#	497	111
	84" 36" 48"	PTPV1W3684	☐☐	23.0#	559	143
	48" 42" 6"	PTPV1W4248	☐☐	16.0#	373	100
	54" 42" 12"	PTPV1W4254	☐☐	13.0#	395	105
	66" 42" 24"	PTPV1W4266	☐☐	15.0#	452	107
	72" 42" 30"	PTPV1W4272	☐☐	21.0#	484	111
	84" 42" 42"	PTPV1W4284	☐☐	17.0#	538	137
	54" 48" 6"	PTPV1W4854	☐☐	17.0#	441	102
	66" 48" 18"	PTPV1W4866	☐☐	20.0#	465	107
	72" 48" 24"	PTPV1W4872	☐☐	21.0#	473	108
	84" 48" 36"	PTPV1W4884	☐☐	23.0#	528	112
	66" 54" 12"	PTPV1W5466	☐☐	18.0#	430	107
	72" 54" 18"	PTPV1W5472	☐☐	22.0#	471	108
	84" 54" 30"	PTPV1W5484	☐☐	20.0#	525	112
	72" 66" 6"	PTPV1W6672	☐☐	23.0#	465	105
	84" 66" 18"	PTPV1W6684	☐☐	21.0#	484	110
	84" 72" 12"	PTPV1W7284	☐☐	26.0#	500	112
		Ⓐ	Ⓑ			

HOW TO ORDER

Indicate the following information on order form:
1. Quantity of each item.
2. Model number, including options. See "How To Build a Model Number".
3. Any special service required.

Note: • The ☐ indicates that a choice is required.
- The absence of the ☐ indicates that no choice is required.
- Alpha-numeric characters in place of ☐ indicate that no other alternatives are available.

HOW TO BUILD A MODEL NUMBER

Ⓐ Select basic model.

Ⓑ Select trim color.
Refer to the **Product Color Options** page in this price list.
SX Starlight Silver finish is only offered on flat aluminum trim.

SPECIAL SERVICES

Special Carton Marking

With specially marked information	N/C

Shipping

Ships **knocked down, FOB Manitowoc, WI 54220, freight prepaid.** Freight class 70.

Specifications and prices are subject to change without prior notice.

Preconfigured Intersection Conditions
3-Way

Preconfigured Intersection Conditions
3-Way

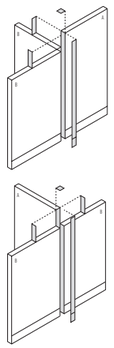

PTNF

3-Way "T" Intersection w/1-Way Cap, Two Different Heights - BBA or BAB

- Upholstered
- 1-way top cap
- One fabric-wrapped piece of universal trim
- Two fabric-wrapped pieces of universal height change trim
- Light block
- 3-way base trim
- One half-post (height A)
- Two half-posts (height B)
- Connecting hardware
- SX Starlight Silver finish is only offered on flat aluminum trim

MODEL	A B A-B	MODEL NUMBER Basic Model	Trim Color	Fabric Color	Approx. Packaged Weight	Delivered Pricing Fabric Grade 1 & C.O.M.	Delivered Pricing Fabric Grade 2	Delivered Pricing Fabric Grade 3 & Pallas Vertical Fabric Grade PV	Delivered Pricing Pallas Vertical Fabric Grade PV1	Delivered Pricing Pallas Vertical Fabric Grade PV2	Metallic Paint add to list price
	36" 30" 6"	PTPVF1W3036	□□	□□□□	12.0#	$ 406	$ 415	$ 420	$ 427	$ 435	$ 36
	42" 30" 12"	PTPVF1W3042	□□	□□□□	10.0#	505	518	523	534	548	36
	48" 30" 18"	PTPVF1W3048	□□	□□□□	15.0#	562	575	581	591	607	36
	54" 30" 24"	PTPVF1W3054	□□	□□□□	14.0#	591	602	607	618	637	36
	66" 30" 36"	PTPVF1W3066	□□	□□□□	16.0#	619	632	639	656	668	36
	72" 30" 42"	PTPVF1W3072	□□	□□□□	20.0#	496	502	509	522	534	36
	84" 30" 54"	PTPVF1W3084	□□	□□□□	20.0#	725	734	737	751	766	36
	42" 36" 6"	PTPVF1W3642	□□	□□□□	14.0#	442	457	461	471	484	36
	48" 36" 12"	PTPVF1W3648	□□	□□□□	15.0#	456	465	467	478	490	36
	54" 36" 18"	PTPVF1W3654	□□	□□□□	16.0#	475	485	490	501	516	36
	66" 36" 30"	PTPVF1W3666	□□	□□□□	18.0#	496	502	505	519	534	36
	72" 36" 36"	PTPVF1W3672	□□	□□□□	20.0#	501	511	518	528	542	36
	84" 36" 48"	PTPVF1W3684	□□	□□□□	23.0#	557	569	581	592	615	36
	48" 42" 6"	PTPVF1W4248	□□	□□□□	16.0#	461	468	473	484	497	36
	54" 42" 12"	PTPVF1W4254	□□	□□□□	13.0#	502	516	519	532	548	36
	66" 42" 24"	PTPVF1W4266	□□	□□□□	15.0#	595	606	609	624	643	36
	72" 42" 30"	PTPVF1W4272	□□	□□□□	21.0#	639	649	657	664	676	36
	84" 42" 42"	PTPVF1W4284	□□	□□□□	17.0#	729	740	751	764	788	36
	54" 48" 6"	PTPVF1W4854	□□	□□□□	17.0#	500	509	516	526	541	36
	66" 48" 18"	PTPVF1W4866	□□	□□□□	19.0#	516	525	529	541	555	36
	72" 48" 24"	PTPVF1W4872	□□	□□□□	21.0#	522	532	537	548	562	36
	84" 48" 36"	PTPVF1W4884	□□	□□□□	23.0#	574	582	588	601	616	36
	66" 54" 12"	PTPVF1W5466	□□	□□□□	18.0#	602	614	617	630	650	36
	72" 54" 18"	PTPVF1W5472	□□	□□□□	22.0#	525	534	538	549	563	36
	84" 54" 30"	PTPVF1W5484	□□	□□□□	20.0#	709	725	731	744	766	36
	72" 66" 6"	PTPVF1W6672	□□	□□□□	23.0#	525	534	538	549	563	36
	84" 66" 18"	PTPVF1W6684	□□	□□□□	21.0#	541	552	562	577	599	36
	84" 72" 12"	PTPVF1W7284	□□	□□□□	26.0#	557	568	575	588	602	36
		Ⓐ	Ⓑ	Ⓒ							

HOW TO ORDER

Indicate the following information on order form:
1. Quantity of each item.
2. Model number, including options. See "How To Build a Model Number".
3. Any special service required.

Note: • The □ indicates that a choice is required.
- The absence of the □ indicates that no choice is required.
- Alpha-numeric characters in place of □ indicate that no other alternatives are available.

HOW TO BUILD A MODEL NUMBER

Ⓐ Select basic model.

Ⓑ Select trim color.
Refer to the **Product Color Options** page in this price list.
SX Starlight Silver finish is only offered on flat aluminum trim.

Ⓒ Select fabric color.
Refer to **ki.com/fabrics**

SPECIAL SERVICES

Special Carton Marking

With specially marked information	N/C

Shipping

Ships **knocked down, FOB Manitowoc, WI 54220, freight prepaid.** Freight class 70.

Specifications and prices are subject to change without prior notice.

Preconfigured Intersection Conditions
3-Way

Preconfigured Intersection Conditions
3-Way

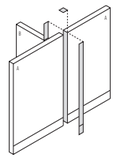

PTN

3-Way "T" Intersection w/180° Top Cap, Two Different Heights - ABA
- Unupholstered: trim colored
- 180° top cap
- One piece of universal trim
- One piece of universal height change trim
- Light block
- 3-way base trim
- Two half-posts (height A)
- One half-post (height B)
- Connecting hardware
- SX Starlight Silver finish is only offered on flat aluminum trim

MODEL	A B A-B	MODEL NUMBER Basic Model	Trim Color	Approx. Packaged Weight	Delivered Pricing	Metallic Paint add to list price
	36" 30" 6"	PTPV1803036	☐☐	10.0#	$ 315	$ 69
	42" 30" 12"	PTPV1803042	☐☐	10.0#	327	53
	48" 30" 18"	PTPV1803048	☐☐	11.0#	353	84
	54" 30" 24"	PTPV1803054	☐☐	12.0#	417	68
	66" 30" 36"	PTPV1803066	☐☐	14.0#	432	69
	72" 30" 42"	PTPV1803072	☐☐	12.0#	428	92
	84" 30" 54"	PTPV1803084	☐☐	16.0#	534	73
	42" 36" 6"	PTPV1803642	☐☐	14.0#	366	108
	48" 36" 12"	PTPV1803648	☐☐	16.0#	391	69
	54" 36" 18"	PTPV1803654	☐☐	14.0#	420	84
	66" 36" 30"	PTPV1803666	☐☐	16.0#	432	87
	72" 36" 36"	PTPV1803672	☐☐	18.0#	433	92
	84" 36" 48"	PTPV1803684	☐☐	17.0#	501	93
	48" 42" 6"	PTPV1804248	☐☐	19.0#	391	108
	54" 42" 12"	PTPV1804254	☐☐	14.0#	420	68
	66" 42" 24"	PTPV1804266	☐☐	16.0#	467	69
	72" 42" 30"	PTPV1804272	☐☐	22.0#	492	90
	84" 42" 42"	PTPV1804284	☐☐	18.0#	543	73
	54" 48" 6"	PTPV1804854	☐☐	10.0#	426	107
	66" 48" 18"	PTPV1804866	☐☐	12.0#	436	84
	72" 48" 24"	PTPV1804872	☐☐	14.0#	436	90
	84" 48" 36"	PTPV1804884	☐☐	16.0#	503	92
	66" 54" 12"	PTPV1805466	☐☐	17.0#	424	94
	72" 54" 18"	PTPV1805472	☐☐	14.0#	436	90
	84" 54" 30"	PTPV1805484	☐☐	19.0#	522	92
	72" 66" 6"	PTPV1806672	☐☐	16.0#	433	94
	84" 66" 18"	PTPV1806684	☐☐	22.0#	466	90
	84" 72" 12"	PTPV1807284	☐☐	18.0#	496	93
		Ⓐ	Ⓑ			

HOW TO ORDER

Indicate the following information on order form:
1. Quantity of each item.
2. Model number, including options. See "How To Build a Model Number".
3. Any special service required.

Note: • The ☐ indicates that a choice is required.
- The absence of the ☐ indicates that no choice is required.
- Alpha-numeric characters in place of ☐ indicate that no other alternatives are available.

HOW TO BUILD A MODEL NUMBER

Ⓐ Select basic model.

Ⓑ Select trim color.
Refer to the **Product Color Options** page in this price list.
SX Starlight Silver finish is only offered on flat aluminum trim.

SPECIAL SERVICES

Special Carton Marking

With specially marked information	N/C

Shipping

Ships **knocked down, FOB Manitowoc, WI 54220, freight prepaid.** Freight class 70.

Specifications and prices are subject to change without prior notice.

Preconfigured Intersection Conditions
3-Way

Preconfigured Intersection Conditions
3-Way

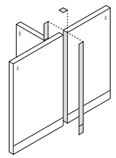

PTNF

3-Way "T" Intersection w/180° Top Cap, Two Different Heights - ABA

- Upholstered
- 180° top cap
- One fabric-wrapped piece of universal trim
- One fabric-wrapped piece of universal height change trim
- Light block
- 3-way base trim
- Two half-posts (height A)
- One half-post (height B)
- Connecting hardware
- SX Starlight Silver finish is only offered on flat aluminum trim

MODEL	A B A-B	MODEL NUMBER Basic Model	Trim Color	Fabric Color	Approx. Packaged Weight	Delivered Pricing Fabric Grade 1 & C.O.M.	Delivered Pricing Fabric Grade 2	Delivered Pricing Fabric Grade 3 & Pallas Vertical Fabric Grade PV	Delivered Pricing Pallas Vertical Fabric Grade PV1	Delivered Pricing Pallas Vertical Fabric Grade PV2	Metallic Paint add to list price
	36" 30" 6"	PTPVF1803036	□□	□□□□	13.0#	$ 414	$ 424	$ 426	$ 433	$ 441	$ 36
	42" 30" 12"	PTPVF1803042	□□	□□□□	10.0#	447	458	463	473	484	36
	48" 30" 18"	PTPVF1803048	□□	□□□□	16.0#	503	518	522	532	547	36
	54" 30" 24"	PTPVF1803054	□□	□□□□	12.0#	534	542	548	561	577	36
	66" 30" 36"	PTPVF1803066	□□	□□□□	14.0#	555	565	574	583	601	36
	72" 30" 42"	PTPVF1803072	□□	□□□□	23.0#	519	528	534	543	559	36
	84" 30" 54"	PTPVF1803084	□□	□□□□	16.0#	663	672	683	695	715	36
	42" 36" 6"	PTPVF1803642	□□	□□□□	15.0#	456	463	467	475	487	36
	48" 36" 12"	PTPVF1803648	□□	□□□□	17.0#	471	478	484	496	505	36
	54" 36" 18"	PTPVF1803654	□□	□□□□	19.0#	498	505	514	525	538	36
	66" 36" 30"	PTPVF1803666	□□	□□□□	22.0#	519	529	534	547	561	36
	72" 36" 36"	PTPVF1803672	□□	□□□□	24.0#	523	534	537	549	563	36
	84" 36" 48"	PTPVF1803684	□□	□□□□	28.0#	599	608	615	627	643	36
	48" 42" 6"	PTPVF1804248	□□	□□□□	18.0#	473	483	485	497	511	36
	54" 42" 12"	PTPVF1804254	□□	□□□□	14.0#	509	522	525	537	549	36
	66" 42" 24"	PTPVF1804266	□□	□□□□	16.0#	568	581	586	597	614	36
	72" 42" 30"	PTPVF1804272	□□	□□□□	25.0#	606	615	618	630	648	36
	84" 42" 42"	PTPVF1804284	□□	□□□□	18.0#	670	685	694	707	726	36
	54" 48" 6"	PTPVF1804854	□□	□□□□	20.0#	505	518	523	534	548	36
	66" 48" 18"	PTPVF1804866	□□	□□□□	23.0#	526	535	541	551	565	36
	72" 48" 24"	PTPVF1804872	□□	□□□□	26.0#	528	537	542	552	568	36
	84" 48" 36"	PTPVF1804884	□□	□□□□	29.0#	601	609	616	629	648	36
	66" 54" 12"	PTPVF1805466	□□	□□□□	17.0#	537	548	552	563	582	36
	72" 54" 18"	PTPVF1805472	□□	□□□□	10.0#	526	535	541	551	568	36
	84" 54" 30"	PTPVF1805484	□□	□□□□	19.0#	648	660	666	676	697	36
	72" 66" 6"	PTPVF1806672	□□	□□□□	27.0#	523	534	537	549	563	36
	84" 66" 18"	PTPVF1806684	□□	□□□□	22.0#	552	565	575	588	606	36
	84" 72" 12"	PTPVF1807284	□□	□□□□	30.0#	582	592	601	608	627	36
		Ⓐ	Ⓑ	Ⓒ							

HOW TO ORDER

Indicate the following information on order form:
1. Quantity of each item.
2. Model number, including options. See "How To Build a Model Number".
3. Any special service required.

Note: • The □ indicates that a choice is required.
- The absence of the □ indicates that no choice is required.
- Alpha-numeric characters in place of □ indicate that no other alternatives are available.

HOW TO BUILD A MODEL NUMBER

Ⓐ Select basic model.

Ⓑ Select trim color.
Refer to the **Product Color Options** page in this price list.
SX Starlight Silver finish is only offered on flat aluminum trim.

Ⓒ Select fabric color.
Refer to **ki.com/fabrics**

SPECIAL SERVICES

Special Carton Marking

With specially marked information N/C

Shipping

Ships **knocked down, FOB Manitowoc, WI 54220, freight prepaid.** Freight class 70.

Specifications and prices are subject to change without prior notice.

Preconfigured Intersection Conditions
4-Way

Preconfigured Intersection Conditions
4-Way

	MODEL	A	MODEL NUMBER Basic Model	Assembly	Trim Color	Approx. Packaged Weight	Delivered Pricing	Metallic Paint add to list price
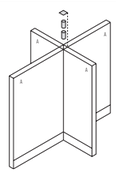 PTN	**4-Way "X" Intersection with 4-Way Top Cap, All Panels Same Height** • Unupholstered: trim colored • 4-way top cap • 4-way light block • Four half-posts • Connecting hardware • SX Starlight Silver finish is only offered on flat aluminum trim	30"	PXP4W30	☐	☐☐	10.0#	$ 282	$ 11
		36"	PXP4W36	☐	☐☐	10.0#	293	11
		42"	PXP4W42	☐	☐☐	14.0#	323	11
		48"	PXP4W48	☐	☐☐	14.0#	366	11
		54"	PXP4W54	☐	☐☐	19.0#	382	11
		60"	PXP4W60	☐	☐☐	19.0#	349	11
		66"	PXP4W66	☐	☐☐	23.0#	397	11
		72"	PXP4W72	☐	☐☐	23.0#	398	11
		78"	PXP4W78	☐	☐☐	23.0#	417	11
		84"	PXP4W84	☐	☐☐	30.0#	486	11
			Ⓐ	Ⓑ	Ⓒ			

HOW TO ORDER

Indicate the following information on order form:
1. Quantity of each item.
2. Model number, including options. See "How To Build a Model Number".
3. Any special service required.

Note: • The ☐ indicates that a choice is required.
• The absence of the ☐ indicates that no choice is required.
• Alpha-numeric characters in place of ☐ indicate that no other alternatives are available.

HOW TO BUILD A MODEL NUMBER

Ⓐ Select basic model.

Ⓑ Select assembly.

F	- Fully Assembled; add $124
U	- Unassembled

Ⓒ Select trim color.
Refer to the **Product Color Options** page in this price list.
SX Starlight Silver finish is only offered on flat aluminum trim.

SPECIAL SERVICES

Special Carton Marking

With specially marked information	N/C

Shipping

Ships **knocked down, FOB Manitowoc, WI 54220, freight prepaid.** Freight class 70.

Specifications and prices are subject to change without prior notice.

Preconfigured Intersection Conditions
4-Way

Preconfigured Intersection Conditions
4-Way

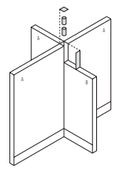

PTN

4-Way "X" Intersection with 3-Way Top Cap, Two Different Heights - AAAB
- Unupholstered: trim colored
- 3-way top cap
- 4-way light block
- One piece of universal height change trim
- One half-post (height B)
- Three half-posts (height A)
- Connecting hardware
- SX Starlight Silver finish is only offered on flat aluminum trim

MODEL	A B A-B	MODEL NUMBER Basic Model	Trim Color	Approx. Packaged Weight	Delivered Pricing	Metallic Paint add to list price
	36" 30" 6"	PXPV3W3036	☐☐	13.0#	$ 344	$ 36
	42" 30" 12"	PXPV3W3042	☐☐	14.0#	355	36
	48" 30" 18"	PXPV3W3048	☐☐	17.0#	426	39
	54" 30" 24"	PXPV3W3054	☐☐	17.0#	436	39
	66" 30" 36"	PXPV3W3066	☐☐	20.0#	463	41
	72" 30" 42"	PXPV3W3072	☐☐	23.0#	411	49
	84" 30" 54"	PXPV3W3084	☐☐	26.0#	559	52
	42" 36" 6"	PXPV3W3642	☐☐	16.0#	355	36
	48" 36" 12"	PXPV3W3648	☐☐	17.0#	387	39
	54" 36" 18"	PXPV3W3654	☐☐	19.0#	404	39
	66" 36" 30"	PXPV3W3666	☐☐	21.0#	426	40
	72" 36" 36"	PXPV3W3672	☐☐	23.0#	417	41
	84" 36" 48"	PXPV3W3684	☐☐	26.0#	492	49
	48" 42" 6"	PXPV3W4248	☐☐	18.0#	385	36
	54" 42" 12"	PXPV3W4254	☐☐	18.0#	426	39
	66" 42" 24"	PXPV3W4266	☐☐	21.0#	475	39
	72" 42" 30"	PXPV3W4272	☐☐	24.0#	505	40
	84" 42" 42"	PXPV3W4284	☐☐	27.0#	574	49
	54" 48" 6"	PXPV3W4854	☐☐	20.0#	415	36
	66" 48" 18"	PXPV3W4866	☐☐	23.0#	432	39
	72" 48" 24"	PXPV3W4872	☐☐	25.0#	424	39
	84" 48" 36"	PXPV3W4884	☐☐	27.0#	497	41
	66" 54" 12"	PXPV3W5466	☐☐	22.0#	452	39
	72" 54" 18"	PXPV3W5472	☐☐	26.0#	424	39
	84" 54" 30"	PXPV3W5484	☐☐	28.0#	547	40
	72" 66" 6"	PXPV3W6672	☐☐	27.0#	420	36
	84" 66" 18"	PXPV3W6684	☐☐	29.0#	453	39
	84" 72" 12"	PXPV3W7284	☐☐	30.0#	485	39
		Ⓐ	Ⓑ			

HOW TO ORDER

Indicate the following information on order form:
1. Quantity of each item.
2. Model number, including options. See "How To Build a Model Number".
3. Any special service required.

Note: • The ☐ indicates that a choice is required.
- The absence of the ☐ indicates that no choice is required.
- Alpha-numeric characters in place of ☐ indicate that no other alternatives are available.

HOW TO BUILD A MODEL NUMBER

Ⓐ Select basic model.

Ⓑ Select trim color.
Refer to the **Product Color Options** page in this price list.
SX Starlight Silver finish is only offered on flat aluminum trim.

SPECIAL SERVICES

Special Carton Marking

With specially marked information	N/C

Shipping

Ships **knocked down, FOB Manitowoc, WI 54220, freight prepaid.** Freight class 70.

Specifications and prices are subject to change without prior notice.

Preconfigured Intersection Conditions
4-Way

Preconfigured Intersection Conditions
4-Way

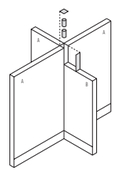

PTF

4-Way "X" Intersection with 3-Way Top Cap, Two Different Heights - AAAB
- Upholstered
- 3-way top cap
- 4-way light block
- One fabric-wrapped piece of universal height change trim
- One half-post (height B)
- Three half-posts (height A)
- Connecting hardware
- SX Starlight Silver finish is only offered on flat aluminum trim

MODEL	A B A-B	MODEL NUMBER Basic Model	Trim Color	Fabric Color	Approx. Packaged Weight	Delivered Pricing Fabric Grade 1 & C.O.M.	Delivered Pricing Fabric Grade 2	Delivered Pricing Fabric Grade 3 & Pallas Vertical Fabric Grade PV	Delivered Pricing Pallas Vertical Fabric Grade PV1	Delivered Pricing Pallas Vertical Fabric Grade PV2	Metallic Paint add to list price
	36" 30" 6"	PXPVF3W3036	□□	□□□□	13.0#	$ 398	$ 406	$ 411	$ 421	$ 430	$ 11
	42" 30" 12"	PXPVF3W3042	□□	□□□□	14.0#	411	420	424	430	440	11
	48" 30" 18"	PXPVF3W3048	□□	□□□□	17.0#	483	490	497	505	522	11
	54" 30" 24"	PXPVF3W3054	□□	□□□□	17.0#	498	505	514	525	537	11
	66" 30" 36"	PXPVF3W3066	□□	□□□□	20.0#	522	532	537	548	562	11
	72" 30" 42"	PXPVF3W3072	□□	□□□□	23.0#	471	478	484	496	505	11
	84" 30" 54"	PXPVF3W3084	□□	□□□□	26.0#	619	634	642	657	669	11
	42" 36" 6"	PXPVF3W3642	□□	□□□□	16.0#	417	425	427	434	447	11
	48" 36" 12"	PXPVF3W3648	□□	□□□□	17.0#	433	440	442	457	468	11
	54" 36" 18"	PXPVF3W3654	□□	□□□□	19.0#	456	463	467	475	490	11
	66" 36" 30"	PXPVF3W3666	□□	□□□□	21.0#	492	501	503	518	532	11
	72" 36" 36"	PXPVF3W3672	□□	□□□□	23.0#	511	522	525	535	548	11
	84" 36" 48"	PXPVF3W3684	□□	□□□□	26.0#	551	563	574	583	601	11
	48" 42" 6"	PXPVF3W4248	□□	□□□□	18.0#	447	457	461	471	484	11
	54" 42" 12"	PXPVF3W4254	□□	□□□□	18.0#	475	484	487	500	514	11
	66" 42" 24"	PXPVF3W4266	□□	□□□□	21.0#	535	543	549	562	579	11
	72" 42" 30"	PXPVF3W4272	□□	□□□□	24.0#	568	579	582	592	606	11
	84" 42" 42"	PXPVF3W4284	□□	□□□□	27.0#	632	648	657	664	683	11
	54" 48" 6"	PXPVF3W4854	□□	□□□□	20.0#	471	482	485	496	509	11
	66" 48" 18"	PXPVF3W4866	□□	□□□□	23.0#	487	498	502	516	529	11
	72" 48" 24"	PXPVF3W4872	□□	□□□□	25.0#	482	487	496	503	519	11
	84" 48" 36"	PXPVF3W4884	□□	□□□□	27.0#	557	565	574	586	601	11
	66" 54" 12"	PXPVF3W5466	□□	□□□□	22.0#	502	514	519	529	543	11
	72" 54" 18"	PXPVF3W5472	□□	□□□□	26.0#	482	487	492	502	518	11
	84" 54" 30"	PXPVF3W5484	□□	□□□□	28.0#	606	617	624	637	657	11
	72" 66" 6"	PXPVF3W6672	□□	□□□□	27.0#	474	484	486	498	511	11
	84" 66" 18"	PXPVF3W6684	□□	□□□□	29.0#	505	522	526	538	555	11
	84" 72" 12"	PXPVF3W7284	□□	□□□□	30.0#	538	551	552	565	582	11
		Ⓐ	Ⓑ	Ⓒ							

HOW TO ORDER

Indicate the following information on order form:
1. Quantity of each item.
2. Model number, including options. See "How To Build a Model Number".
3. Any special service required.

Note: • The □ indicates that a choice is required.
- The absence of the □ indicates that no choice is required.
- Alpha-numeric characters in place of □ indicate that no other alternatives are available.

HOW TO BUILD A MODEL NUMBER

Ⓐ Select basic model.

Ⓑ Select trim color.
Refer to the **Product Color Options** page in this price list.
SX Starlight Silver finish is only offered on flat aluminum trim.

Ⓒ Select fabric color.
Refer to **ki.com/fabrics**

SPECIAL SERVICES

Special Carton Marking

With specially marked information	N/C

Shipping
Ships **knocked down, FOB Manitowoc, WI 54220, freight prepaid.** Freight class 70.

Specifications and prices are subject to change without prior notice.

Preconfigured Intersection Conditions
4-Way

Preconfigured Intersection Conditions
4-Way

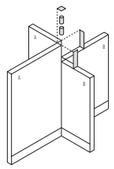

PTN

4-Way "X" Intersection w/90° Top Cap, Two Different Heights - AABB
- Unupholstered: trim colored
- 90° top cap
- 4-way light block
- Two pieces of universal height change trim
- Two half-posts (height A)
- Two half-posts (height B)
- Connecting hardware
- SX Starlight Silver finish is only offered on flat aluminum trim

MODEL	A B A-B	MODEL NUMBER: Basic Model	MODEL NUMBER: Trim Color	Approx. Packaged Weight	Delivered Pricing	Metallic Paint add to list price
	36" 30" 6"	PXPV903036	☐☐	13.0#	$ 346	$ 49
	42" 30" 12"	PXPV903042	☐☐	13.0#	359	53
	48" 30" 18"	PXPV903048	☐☐	17.0#	424	53
	54" 30" 24"	PXPV903054	☐☐	16.0#	435	53
	66" 30" 36"	PXPV903066	☐☐	19.0#	498	61
	72" 30" 42"	PXPV903072	☐☐	24.0#	424	80
	84" 30" 54"	PXPV903084	☐☐	23.0#	559	87
	42" 36" 6"	PXPV903642	☐☐	16.0#	360	49
	48" 36" 12"	PXPV903648	☐☐	17.0#	385	53
	54" 36" 18"	PXPV903654	☐☐	19.0#	403	53
	66" 36" 30"	PXPV903666	☐☐	22.0#	427	56
	72" 36" 36"	PXPV903672	☐☐	24.0#	430	61
	84" 36" 48"	PXPV903684	☐☐	27.0#	498	80
	48" 42" 6"	PXPV904248	☐☐	18.0#	384	49
	54" 42" 12"	PXPV904254	☐☐	17.0#	421	53
	66" 42" 24"	PXPV904266	☐☐	20.0#	482	53
	72" 42" 30"	PXPV904272	☐☐	25.0#	503	56
	84" 42" 42"	PXPV904284	☐☐	24.0#	565	80
	54" 48" 6"	PXPV904854	☐☐	20.0#	420	49
	66" 48" 18"	PXPV904866	☐☐	23.0#	436	53
	72" 48" 24"	PXPV904872	☐☐	25.0#	435	53
	84" 48" 36"	PXPV904884	☐☐	28.0#	501	61
	66" 54" 12"	PXPV905466	☐☐	21.0#	458	53
	72" 54" 18"	PXPV905472	☐☐	26.0#	435	53
	84" 54" 30"	PXPV905484	☐☐	25.0#	549	56
	72" 66" 6"	PXPV906672	☐☐	27.0#	430	49
	84" 66" 18"	PXPV906684	☐☐	27.0#	456	53
	84" 72" 12"	PXPV907284	☐☐	30.0#	474	53
		Ⓐ	Ⓑ			

HOW TO ORDER

Indicate the following information on order form:
1. Quantity of each item.
2. Model number, including options. See "How To Build a Model Number".
3. Any special service required.

Note:
- The ☐ indicates that a choice is required.
- The absence of the ☐ indicates that no choice is required.
- Alpha-numeric characters in place of ☐ indicate that no other alternatives are available.

HOW TO BUILD A MODEL NUMBER

Ⓐ Select basic model.

Ⓑ Select trim color.
Refer to the **Product Color Options** page in this price list.
SX Starlight Silver finish is only offered on flat aluminum trim.

SPECIAL SERVICES

Special Carton Marking

With specially marked information	N/C

Shipping

Ships **knocked down, FOB Manitowoc, WI 54220, freight prepaid.** Freight class 70.

Specifications and prices are subject to change without prior notice.

Preconfigured Intersection Conditions
4-Way

Preconfigured Intersection Conditions
4-Way

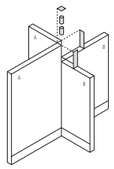

PTNF

4-Way "X" Intersection w/90° Top Cap, Two Different Heights - AABB
- Upholstered
- 90° top cap
- 4-way light block
- Two fabric-wrapped pieces of universal height change trim
- Two half-posts (height A)
- Two half-posts (height B)
- Connecting hardware
- SX Starlight Silver finish is only offered on flat aluminum trim

MODEL	A B A-B	MODEL NUMBER Basic Model	Trim Color	Fabric Color	Approx. Packaged Weight	Delivered Pricing Fabric Grade 1 & C.O.M.	Delivered Pricing Fabric Grade 2	Delivered Pricing Fabric Grade 3 & Pallas Vertical Fabric Grade PV	Delivered Pricing Pallas Vertical Fabric Grade PV1	Delivered Pricing Pallas Vertical Fabric Grade PV2	Metallic Paint add to list price
	36" 30" 6"	PXPVF903036	□□	□□□□	13.0#	$ 463	$ 471	$ 475	$ 485	$ 498	$ 11
	42" 30" 12"	PXPVF903042	□□	□□□□	13.0#	468	475	483	492	503	11
	48" 30" 18"	PXPVF903048	□□	□□□□	17.0#	537	549	551	563	581	11
	54" 30" 24"	PXPVF903054	□□	□□□□	16.0#	555	565	574	583	601	11
	66" 30" 36"	PXPVF903066	□□	□□□□	19.0#	617	629	634	649	666	11
	72" 30" 42"	PXPVF903072	□□	□□□□	24.0#	542	551	557	568	586	11
	84" 30" 54"	PXPVF903084	□□	□□□□	23.0#	683	695	705	718	737	11
	42" 36" 6"	PXPVF903642	□□	□□□□	16.0#	475	485	490	501	516	11
	48" 36" 12"	PXPVF903648	□□	□□□□	17.0#	497	503	509	522	535	11
	54" 36" 18"	PXPVF903654	□□	□□□□	19.0#	518	526	532	542	557	11
	66" 36" 30"	PXPVF903666	□□	□□□□	22.0#	555	565	574	583	601	11
	72" 36" 36"	PXPVF903672	□□	□□□□	24.0#	575	586	591	603	617	11
	84" 36" 48"	PXPVF903684	□□	□□□□	27.0#	614	634	648	667	699	11
	48" 42" 6"	PXPVF904248	□□	□□□□	18.0#	502	514	519	529	543	11
	54" 42" 12"	PXPVF904254	□□	□□□□	17.0#	529	538	543	555	574	11
	66" 42" 24"	PXPVF904266	□□	□□□□	20.0#	597	607	614	624	642	11
	72" 42" 30"	PXPVF904272	□□	□□□□	25.0#	624	637	642	657	668	11
	84" 42" 42"	PXPVF904284	□□	□□□□	24.0#	686	699	709	722	741	11
	54" 48" 6"	PXPVF904854	□□	□□□□	20.0#	535	543	549	561	579	11
	66" 48" 18"	PXPVF904866	□□	□□□□	23.0#	557	565	574	586	601	11
	72" 48" 24"	PXPVF904872	□□	□□□□	25.0#	557	565	574	586	601	11
	84" 48" 36"	PXPVF904884	□□	□□□□	28.0#	620	634	640	658	669	11
	66" 54" 12"	PXPVF905466	□□	□□□□	21.0#	565	579	583	597	614	11
	72" 54" 18"	PXPVF905472	□□	□□□□	26.0#	552	563	569	583	599	11
	84" 54" 30"	PXPVF905484	□□	□□□□	25.0#	667	678	690	704	725	11
	72" 66" 6"	PXPVF906672	□□	□□□□	27.0#	547	555	561	575	589	11
	84" 66" 18"	PXPVF906684	□□	□□□□	27.0#	565	581	588	601	617	11
	84" 72" 12"	PXPVF907284	□□	□□□□	30.0#	586	597	602	615	630	11
		Ⓐ	Ⓑ	Ⓒ							

HOW TO ORDER

Indicate the following information on order form:
1. Quantity of each item.
2. Model number, including options. See "How To Build a Model Number".
3. Any special service required.

Note: • The □ indicates that a choice is required.
- The absence of the □ indicates that no choice is required.
- Alpha-numeric characters in place of □ indicate that no other alternatives are available.

HOW TO BUILD A MODEL NUMBER

Ⓐ Select basic model.

Ⓑ Select trim color.
Refer to the **Product Color Options** page in this price list.
SX Starlight Silver finish is only offered on flat aluminum trim.

Ⓒ Select fabric color.
Refer to **ki.com/fabrics**

SPECIAL SERVICES

Special Carton Marking

With specially marked information	N/C

Shipping

Ships **knocked down, FOB Manitowoc, WI 54220, freight prepaid.** Freight class 70.

Specifications and prices are subject to change without prior notice.

Preconfigured Intersection Conditions
4-Way

Preconfigured Intersection Conditions
4-Way

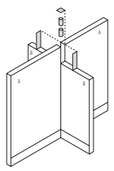

PTN

4-Way "X" Intersection w/180° Top Cap, Two Different Heights - ABAB
- Unupholstered: trim colored
- 180° top cap
- 4-way light block
- Two pieces of universal height change trim
- Two half-posts (height B)
- Two half-posts (height A)
- Connecting hardware
- SX Starlight Silver finish is only offered on flat aluminum trim

MODEL	A B A-B	MODEL NUMBER Basic Model	MODEL NUMBER Trim Color	Approx. Packaged Weight	Delivered Pricing	Metallic Paint add to list price
	36" 30" 6"	PXPV1803036	☐☐	13.0#	$ 351	$ 49
	42" 30" 12"	PXPV1803042	☐☐	13.0#	361	53
	48" 30" 18"	PXPV1803048	☐☐	17.0#	426	53
	54" 30" 24"	PXPV1803054	☐☐	16.0#	438	53
	66" 30" 36"	PXPV1803066	☐☐	19.0#	468	61
	72" 30" 42"	PXPV1803072	☐☐	22.0#	426	80
	84" 30" 54"	PXPV1803084	☐☐	23.0#	562	87
	42" 36" 6"	PXPV1803642	☐☐	16.0#	364	49
	48" 36" 12"	PXPV1803648	☐☐	17.0#	391	53
	54" 36" 18"	PXPV1803654	☐☐	19.0#	406	53
	66" 36" 30"	PXPV1803666	☐☐	21.0#	430	56
	72" 36" 36"	PXPV1803672	☐☐	23.0#	433	61
	84" 36" 48"	PXPV1803684	☐☐	26.0#	501	80
	48" 42" 6"	PXPV1804248	☐☐	18.0#	387	49
	54" 42" 12"	PXPV1804254	☐☐	17.0#	425	53
	66" 42" 24"	PXPV1804266	☐☐	20.0#	483	53
	72" 42" 30"	PXPV1804272	☐☐	24.0#	509	56
	84" 42" 42"	PXPV1804284	☐☐	25.0#	569	80
	54" 48" 6"	PXPV1804854	☐☐	20.0#	424	49
	66" 48" 18"	PXPV1804866	☐☐	23.0#	441	53
	72" 48" 24"	PXPV1804872	☐☐	25.0#	438	53
	84" 48" 36"	PXPV1804884	☐☐	27.0#	503	61
	66" 54" 12"	PXPV1805466	☐☐	21.0#	463	53
	72" 54" 18"	PXPV1805472	☐☐	25.0#	438	53
	84" 54" 30"	PXPV1805484	☐☐	26.0#	552	56
	72" 66" 6"	PXPV1806672	☐☐	26.0#	432	49
	84" 66" 18"	PXPV1806684	☐☐	27.0#	457	53
	84" 72" 12"	PXPV1807284	☐☐	30.0#	482	53
		Ⓐ	Ⓑ			

HOW TO ORDER

Indicate the following information on order form:
1. Quantity of each item.
2. Model number, including options. See "How To Build a Model Number".
3. Any special service required.

Note:
- The ☐ indicates that a choice is required.
- The absence of the ☐ indicates that no choice is required.
- Alpha-numeric characters in place of ☐ indicate that no other alternatives are available.

HOW TO BUILD A MODEL NUMBER

Ⓐ Select basic model.

Ⓑ Select trim color.
Refer to the **Product Color Options** page in this price list.
SX Starlight Silver finish is only offered on flat aluminum trim.

SPECIAL SERVICES

Special Carton Marking

With specially marked information	N/C

Shipping

Ships **knocked down, FOB Manitowoc, WI 54220, freight prepaid.** Freight class 70.

Specifications and prices are subject to change without prior notice.

Preconfigured Intersection Conditions
4-Way

Preconfigured Intersection Conditions
4-Way

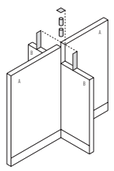

PTNF

4-Way "X" Intersection w/180° Top Cap, Two Different Heights - AABB
- Upholstered
- 180° top cap
- 4-way light block
- Two fabric-wrapped pieces of universal height change trim
- Two half-posts (height A)
- Two half-posts (height B)
- Connecting hardware
- SX Starlight Silver finish is only offered on flat aluminum trim

MODEL	A B A-B	MODEL NUMBER Basic Model	Trim Color	Fabric Color	Approx. Packaged Weight	Delivered Pricing Fabric Grade 1 & C.O.M.	Delivered Pricing Fabric Grade 2	Delivered Pricing Fabric Grade 3 & Pallas Vertical Fabric Grade PV	Delivered Pricing Pallas Vertical Fabric Grade PV1	Delivered Pricing Pallas Vertical Fabric Grade PV2	Metallic Paint add to list price
	36" 30" 6"	PXPVF1803036	□□	□□□□	13.0#	$ 395	$ 403	$ 406	$ 417	$ 427	$ 11
	42" 30" 12"	PXPVF1803042	□□	□□□□	13.0#	473	482	485	497	509	11
	48" 30" 18"	PXPVF1803048	□□	□□□□	17.0#	541	549	555	568	583	11
	54" 30" 24"	PXPVF1803054	□□	□□□□	16.0#	559	569	577	589	603	11
	66" 30" 36"	PXPVF1803066	□□	□□□□	19.0#	591	602	607	618	637	11
	72" 30" 42"	PXPVF1803072	□□	□□□□	22.0#	453	461	466	474	486	11
	84" 30" 54"	PXPVF1803084	□□	□□□□	23.0#	686	699	709	722	740	11
	42" 36" 6"	PXPVF1803642	□□	□□□□	16.0#	414	421	425	432	441	11
	48" 36" 12"	PXPVF1803648	□□	□□□□	17.0#	430	436	440	453	466	11
	54" 36" 18"	PXPVF1803654	□□	□□□□	19.0#	442	456	461	468	483	11
	66" 36" 30"	PXPVF1803666	□□	□□□□	21.0#	463	471	475	485	498	11
	72" 36" 36"	PXPVF1803672	□□	□□□□	23.0#	461	468	473	484	497	11
	84" 36" 48"	PXPVF1803684	□□	□□□□	26.0#	518	528	532	543	559	11
	48" 42" 6"	PXPVF1804248	□□	□□□□	18.0#	434	441	447	461	471	11
	54" 42" 12"	PXPVF1804254	□□	□□□□	17.0#	475	485	490	501	519	11
	66" 42" 24"	PXPVF1804266	□□	□□□□	20.0#	601	609	616	629	648	11
	72" 42" 30"	PXPVF1804272	□□	□□□□	24.0#	602	609	616	624	639	11
	84" 42" 42"	PXPVF1804284	□□	□□□□	25.0#	692	705	715	727	748	11
	54" 48" 6"	PXPVF1804854	□□	□□□□	20.0#	467	475	483	490	503	11
	66" 48" 18"	PXPVF1804866	□□	□□□□	23.0#	484	492	497	505	522	11
	72" 48" 24"	PXPVF1804872	□□	□□□□	25.0#	475	485	487	500	516	11
	84" 48" 36"	PXPVF1804884	□□	□□□□	27.0#	532	542	547	559	575	11
	66" 54" 12"	PXPVF1805466	□□	□□□□	21.0#	569	582	588	601	616	11
	72" 54" 18"	PXPVF1805472	□□	□□□□	25.0#	482	487	496	503	519	11
	84" 54" 30"	PXPVF1805484	□□	□□□□	26.0#	669	685	694	707	727	11
	72" 66" 6"	PXPVF1806672	□□	□□□□	26.0#	482	487	496	503	519	11
	84" 66" 18"	PXPVF1806684	□□	□□□□	27.0#	498	511	519	532	549	11
	84" 72" 12"	PXPVF1807284	□□	□□□□	30.0#	519	528	534	543	559	11
		Ⓐ	Ⓑ	Ⓒ							

HOW TO ORDER

Indicate the following information on order form:
1. Quantity of each item.
2. Model number, including options. See "How To Build a Model Number".
3. Any special service required.

Note: • The □ indicates that a choice is required.
- The absence of the □ indicates that no choice is required.
- Alpha-numeric characters in place of □ indicate that no other alternatives are available.

HOW TO BUILD A MODEL NUMBER

Ⓐ Select basic model.

Ⓑ Select trim color.
Refer to the **Product Color Options** page in this price list.
SX Starlight Silver finish is only offered on flat aluminum trim.

Ⓒ Select fabric color.
Refer to **ki.com/fabrics**

SPECIAL SERVICES

Special Carton Marking

With specially marked information N/C

Shipping

Ships **knocked down, FOB Manitowoc, WI 54220, freight prepaid.** Freight class 70.

Specifications and prices are subject to change without prior notice.

Preconfigured Stackable Intersection Conditions

180° 2-Way and End-of-Run

Preconfigured Stackable Intersection Conditions

180° 2-Way and End-of-Run

	MODEL	H	MODEL NUMBER Basic Model	Trim Color	Fabric Color	Approx. Packaged Weight	Delivered Pricing	Delivered Pricing Fabric Grade 1 & C.O.M.	Delivered Pricing Fabric Grade 2	Delivered Pricing Fabric Grade 3 & Pallas Vertical Fabric Grade PV	Delivered Pricing Pallas Vertical Fabric Grade PV1	Delivered Pricing Pallas Vertical Fabric Grade PV2	Metallic Paint add to list price
 PST	**Stackable Panel-180° 2-Way In-Line Connection, Both Same Height** • Unupholstered • One stackable full-post • Black only	12”	PSFP12			3.0#	$ 100						N/A
		18”	PSFP18			4.0#	107						N/A
		24”	PSFP24			5.0#	111						N/A
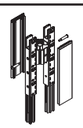 PST	**Stackable Panel-180° 2-Way In-Line Spacer, Both Same Height** • Unupholstered: trim colored • Two pieces of stackable universal trim • Stackable in-line trim • Two stackable half-posts • Corner connector block • Use top caps from existing lower panels • SX Starlight Silver finish is only offered on flat aluminum trim	12”	PSSP18012	☐☐		3.0#	$ 339						$ 40
		18”	PSSP18018	☐☐		4.0#	369						40
		24”	PSSP18024	☐☐		5.0#	382						40
 PST	**Stackable Panel - End-Of-Run Condition** • Unupholstered • Stackable end-of-run trim • Stackable full-post • SX Starlight Silver finish is only offered on flat aluminum trim	12”	PSEP12	☐☐		2.0#	$ 111						$ 14
		18”	PSEP18	☐☐		2.0#	121						14
		24”	PSEP24	☐☐		3.0#	131						14
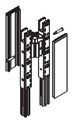 PSTF	**Stackable Panel-180° 2-Way In-Line Spacer, Both Panels Same Height** • Upholstered • Two pieces of fabric-wrapped universal trim • Two stackable half-posts • Corner connector block • Use top caps from existing lower panels	12”	PSSPF18012		☐☐☐☐	3.0#	N/A	$ 415	$ 424	$ 426	$ 433	$ 442	N/A
		18”	PSSPF18018		☐☐☐☐	4.0#	N/A	447	458	463	473	485	N/A
		24”	PSSPF18024		☐☐☐☐	5.0#	N/A	466	474	478	487	501	N/A
				Ⓐ	Ⓑ	Ⓒ							

HOW TO ORDER

Indicate the following information on order form:
1. Quantity of each item.
2. Model number, including options. See “How To Build a Model Number”.
3. Any special service required.

Note: • The ☐ indicates that a choice is required.
- The absence of the ☐ indicates that no choice is required.
- Alpha-numeric characters in place of ☐ indicate that no other alternatives are available.

HOW TO BUILD A MODEL NUMBER

Ⓐ Select basic model.

Ⓑ Select trim color.
Refer to the **Product Color Options** page in this price list.
SX Starlight Silver finish is only offered on flat aluminum trim.

Ⓒ Select fabric color.
Refer to **ki.com/fabrics**

SPECIAL SERVICES

Special Carton Marking

With specially marked information N/C

Shipping

Ships **knocked down, FOB Manitowoc, WI 54220, freight prepaid.** Freight class 70.

Specifications and prices are subject to change without prior notice.

Preconfigured Stackable Intersection Conditions

2-Way and 3-Way

Preconfigured Stackable Intersection Conditions

2-Way and 3-Way

	MODEL	H	MODEL NUMBER Basic Model	MODEL NUMBER Trim Color	Approx. Packaged Weight	Delivered Pricing	Metallic Paint add to list price
 PST	**Stackable Panel-90° 2-Way "L" Corner, Both Panels Same Height** • Unupholstered • Two pieces of stackable universal trim • Two stackable full-posts • Corner connector block • Use top caps from existing lower panels • SX Starlight Silver finish is only offered on flat aluminum trim	12"	PSCP9012	□□	3.0#	$ 339	$ 40
		18"	PSCP9018	□□	4.0#	369	40
		24"	PSCP9024	□□	5.0#	382	40
 PST	**Stackable Panel - 3-Way "T" Intersection/3-Way, All Panels Same Height** • Unupholstered • Stackable universal trim • Three stackable half-posts • Corner connector block • Use top caps from existing lower panels • SX Starlight Silver finish is only offered on flat aluminum trim	12"	PSTP3W12	□□	4.0#	$ 441	$ 14
		18"	PSTP3W18	□□	5.0#	485	14
		24"	PSTP3W24	□□	7.0#	503	14
 HRDPT	**Stackable/Adjustable Wall Mount** • Unupholstered • Attaches a stackable panel to a wall at the start of a run • Includes mounting plate and half-post • Steel construction with painted finish • Hardware for wall attachment is not included • Adjustable up to 1" to correct wall deflection	12"	PSWM12		5.0#	$ 354	$ 14
		18"	PSWM18		7.0#	364	14
		24"	PSWM24		9.0#	376	14
			Ⓐ	Ⓑ			

HOW TO ORDER

Indicate the following information on order form:
1. Quantity of each item.
2. Model number, including options. See "How To Build a Model Number".
3. Any special service required.

Note: • The □ indicates that a choice is required.
- The absence of the □ indicates that no choice is required.
- Alpha-numeric characters in place of □ indicate that no other alternatives are available.

HOW TO BUILD A MODEL NUMBER

Ⓐ Select basic model.

Ⓑ Select trim color.
Refer to the **Product Color Options** page in this price list.
SX Starlight Silver finish is only offered on flat aluminum trim.

SPECIAL SERVICES

Special Carton Marking

With specially marked information	N/C

Shipping

Ships **knocked down, FOB Manitowoc, WI 54220, freight prepaid.** Freight class 70.

Specifications and prices are subject to change without prior notice.

Preconfigured Stackable Intersection Conditions

2-Way, 3-Way and 4-Way

Preconfigured Stackable Intersection Conditions

2-Way, 3-Way and 4-Way

	MODEL	H	MODEL NUMBER Basic Model (A)	MODEL NUMBER Fabric Color (B)	Approx. Packaged Weight	Delivered Pricing	Delivered Pricing Fabric Grade 1 & C.O.M.	Delivered Pricing Fabric Grade 2	Delivered Pricing Fabric Grade 3 & Pallas Vertical Fabric Grade PV	Delivered Pricing Pallas Vertical Fabric Grade PV1	Delivered Pricing Pallas Vertical Fabric Grade PV2
 PSTF	**Stackable Panel-90° 2-way "L" Corner, Both Panels Same Height** • Upholstered • Two pieces of stackable universal trim • Two stackable half-posts • Corner connector block • Use top caps from existing lower panels	12"	PSCPF9012	□□□□	3.0#	N/A	$ 415	$ 424	$ 426	$ 433	$ 441
		18"	PSCPF9018	□□□□	4.0#	N/A	447	457	463	471	484
		24"	PSCPF9024	□□□□	5.0#	N/A	465	473	475	486	500
 PSTF	**Stackable Panel - 3-Way "T" Intersection/3-Way, All Panels Same Height** • Upholstered • Fabric-wrapped stackable universal trim • Three stackable half-posts • Corner connector block • Use top caps from existing lower panels	12"	PSTPF3W12	□□□□	4.0#	N/A	$ 483	$ 490	$ 496	$ 503	$ 522
		18"	PSTPF3W18	□□□□	5.0#	N/A	525	534	538	549	563
		24"	PSTPF3W24	□□□□	7.0#	N/A	543	555	561	575	589
 PST	**Stackable Panel-4Way "X" Intersection/4-Way Top Cap, All Same Height** • Unupholstered • Four stackable half-posts • Corner connector block • 4-way light block • Use top caps from existing lower panels	12"	PSXP4W12		5.0#	$ 549					
		18"	PSXP4W18		7.0#	582					
		24"	PSXP4W24		9.0#	609					

HOW TO ORDER

Indicate the following information on order form:
1. Quantity of each item.
2. Model number, including options. See "How To Build a Model Number".
3. Any special service required.

Note: • The □ indicates that a choice is required.
- The absence of the □ indicates that no choice is required.
- Alpha-numeric characters in place of □ indicate that no other alternatives are available.

HOW TO BUILD A MODEL NUMBER

Ⓐ Select basic model.

Ⓑ Select fabric color.
Refer to **ki.com/fabrics**

SPECIAL SERVICES

Special Carton Marking

With specially marked information N/C

Shipping

Ships **knocked down, FOB Manitowoc, WI 54220, freight prepaid.** Freight class 70.

Specifications and prices are subject to change without prior notice.

Electrical
8-Wire System

	MODEL	PANEL WIDTH	MODEL NUMBER Basic Model	MODEL NUMBER Trim Color	Approx. Packaged Weight	Delivered Pricing	Metallic Paint add to list price
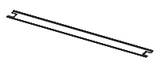 HRDPT	**Power/Data Separation Septum** • Steel septum provides separation between power and data in base raceway • Hint: A steel trough is supplied with raceway tiles to provide separation at other electrical heights	12”	PDS8.12.BL	☐☐	1.0#	$ 8	N/A
		18”	PDS8.18.BL	☐☐	1.0#	8	N/A
		24”	PDS8.24.BL	☐☐	1.0#	8	N/A
		30”	PDS8.30.BL	☐☐	1.0#	9	N/A
		36”	PDS8.36.BL	☐☐	2.0#	13	N/A
		42”	PDS8.42.BL	☐☐	2.0#	13	N/A
		48”	PDS8.48.BL	☐☐	2.0#	16	N/A
		54”	PDS8.54.BL	☐☐	2.0#	16	N/A
		60”	PDS8.60.BL	☐☐	2.0#	27	N/A
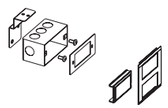 HRDPT	**Chicago Code Receptacle Kit** • Receptacle box • Mounting bracket • Filler plate • Bezel • Levitan 5325 or equivalent receptacle supplied by customer		PRK.HW		0.8#	$ 46	N/A
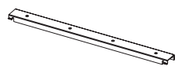 HRDPT	**Chicago Electrical Mounting Bar** • Steel bar construction • Accepts Chicago code receptacle kit • Includes mounting hardware	24”	PCEM.24		1.0#	$ 29	N/A
		30”	PCEM.30		2.0#	34	N/A
		36”	PCEM.36		2.0#	39	N/A
		42”	PCEM.42		2.0#	44	N/A
		48”	PCEM.48		3.0#	49	N/A
		54”	PCEM.54		3.0#	49	N/A
		60”	PCEM.60		3.0#	49	N/A
 HRDPT	**Data Feed** • Can be used at top of panel only • Includes aluminum power pole, panel trim and ceiling trim • Pole is available in two heights, 7’ and 10’ • Specify trim color	84”	PDF8.7		7.0#	$ 162	$ 140
		120”	PDF8.10		10.0#	238	140
				Ⓑ			
			Ⓐ				

HOW TO ORDER

Indicate the following information on order form:
1. Quantity of each item.
2. Model number, including options. See “How To Build a Model Number”.
3. Any special service required.

Note: • The ☐ indicates that a choice is required.
- The absence of the ☐ indicates that no choice is required.
- Alpha-numeric characters in place of ☐ indicate that no other alternatives are available.

HOW TO BUILD A MODEL NUMBER

Ⓐ Select basic model.

Ⓑ Select trim color.
Refer to the **Product Color Options** page in this price list.
Metallic finish not available.

SPECIAL SERVICES

Special Carton Marking

With specially marked information N/C

Shipping

Ships **knocked down, FOB Manitowoc, WI 54220, freight prepaid.** Freight class 70.

Specifications and prices are subject to change without prior notice.

Electrical
10-Wire System 6 Circuit “810”

Electrical
10-Wire System 6 Circuit “810”

	MODEL	PANEL WIDTH	MODEL NUMBER Basic Model	Approx. Packaged Weight	Delivered Pricing
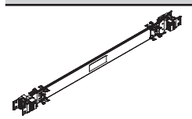 HRDPT	**Rigid Wireway - 6 Circuit** • Distributes 10-wire power and allows receptacle mounting • Non-directional • Includes mounting clips • Wireway can be mounted inside the base raceway or behind any raceway tile 30 thru 60 • Accomodates two duplex receptacles per side. Maximum of four per wireway as standard • Receptacles purchase separately • 24” wireway accommodates one duplex receptacle per side	24”	PWET6WW.24	2.0#	$ 148
		30”	PWET6WW.30	2.0#	153
		36”	PWET6WW.36	3.0#	158
		42’	PWET6WW.42	3.0#	165
		48”	PWET6WW.48	3.0#	172
		54”	PWET6WW.54	4.0#	176
		60”	PWET6WW.60	4.0#	183
			Ⓐ		

HOW TO ORDER

Indicate the following information on order form:
1. Quantity of each item.
2. Model number, including options. See “How To Build a Model Number”.
3. Any special service required.

Note: • The ☐ indicates that a choice is required.
- The absence of the ☐ indicates that no choice is required.
- Alpha-numeric characters in place of ☐ indicate that no other alternatives are available.

HOW TO BUILD A MODEL NUMBER

Ⓐ Select basic model.

SPECIAL SERVICES

Special Carton Marking

With specially marked information N/C

Shipping

Ships **knocked down, FOB Manitowoc, WI 54220, freight prepaid.** Freight class 70.

Specifications and prices are subject to change without prior notice.

Electrical
10-Wire System 6 Circuit “810”

	MODEL	PANEL WIDTH	MODEL NUMBER Basic Model	Approx. Packaged Weight	Delivered Pricing
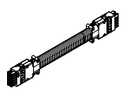 HRDPT	**Power Pass Through - 6 Circuit** • Distributes 10-wire power • Non-directional • Connects to adjacent Rigid Wireway or Power Pass Through via a horizontal jumper • Receptacle access is not provided • Pass through is the same length as the corresponding Rigid Wireway • Pass through requires panel to panel jumpers (ordered separately)	12”	PWET6PP.12	1.0#	$ 153
		18”	PWET6PP.18	1.0#	161
		24”	PWET6PP.24	1.0#	171
		30”	PWET6PP.30	2.0#	172
		36”	PWET6PP.36	2.0#	173
		42”	PWET6PP.42	2.0#	174
		48”	PWET6PP.48	2.0#	176
		54”	PWET6PP.54	3.0#	179
		60”	PWET6PP.60	3.0#	180
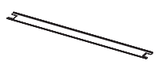 HRDPT	**Power/Data Separation Septum** • Steel septum provides separation between power and data in base raceway • Hint: A steel trough is supplied with raceway tiles to provide separation at other electrical heights	12”	PDS8.12.BL	1.0#	$ 8
		18”	PDS8.18.BL	1.0#	8
		24”	PDS8.24.BL	1.0#	8
		30”	PDS8.30.BL	1.0#	9
		36”	PDS8.36.BL	2.0#	13
		42”	PDS8.42.BL	2.0#	13
		48”	PDS8.48.BL	2.0#	16
		54”	PDS8.54.BL	2.0#	16
		60”	PDS8.60.BL	2.0#	27

Ⓐ

HOW TO ORDER

Indicate the following information on order form:
1. Quantity of each item.
2. Model number, including options. See “How To Build a Model Number”.
3. Any special service required.

Note: • The ☐ indicates that a choice is required.
- The absence of the ☐ indicates that no choice is required.
- Alpha-numeric characters in place of ☐ indicate that no other alternatives are available.

HOW TO BUILD A MODEL NUMBER

Ⓐ Select basic model.

SPECIAL SERVICES

Special Carton Marking

With specially marked information N/C

Shipping

Ships **knocked down, FOB Manitowoc, WI 54220, freight prepaid.** Freight class 70.

Specifications and prices are subject to change without prior notice.

Electrical
10-Wire System 6 Circuit “810”

Electrical
10-Wire System 6 Circuit “810”

	MODEL	Features	MODEL NUMBER Basic Model	MODEL NUMBER Trim Color	Approx. Packaged Weight	Delivered Pricing
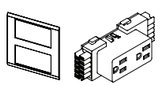 HRDPT	**15 Amp Duplex Receptacle with Bezel - 6 Circuit** • Snaps to wireways of powered panels • 4I, 5I and 6I circuits are stamped with orange triangle • Includes Bezel with filler plate which can be removed to accept standard modular furniture data plates • Receptacles can be used at any height power • Receptacle color matches trim color	Circuit 1	PWET6RC.1	□□	1.0#	$ 41
		Circuit 2	PWET6RC.2	□□	1.0#	41
		Circuit 3	PWET6RC.3	□□	1.0#	41
		Circuit 4	PWET6RC.4I	□□	1.0#	41
		Circuit 5	PWET6RC.5I	□□	1.0#	41
		Circuit 6	PWET6RC.6I	□□	1.0#	41
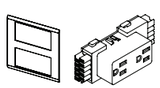 HRDPT	**20 Amp Simplex Receptacle with Bezel - 6 Circuit** • Snaps to wireways of powered panels • Receptacle includes one 20 amp simplex and one 15 amp simplex • Occupies space of one duplex receptacle • 4I, 5I and 6I circuits are stamped with orange triangle • Includes Bezel with filler plate which can be removed to accept standard modular furniture data plates • Receptacles can be used at any height power • Receptacle color matches trim color	Circuit 1	PWET620R.1	□□	1.0#	$ 65
		Circuit 2	PWET620R.2	□□	1.0#	65
		Circuit 3	PWET620R.3	□□	1.0#	65
		Circuit 4	PWET620R.4I	□□	1.0#	65
		Circuit 5	PWET620R.5I	□□	1.0#	65
		Circuit 6	PWET620R.6I	□□	1.0#	65
			Ⓐ	Ⓑ		

HOW TO ORDER

Indicate the following information on order form:
1. Quantity of each item.
2. Model number, including options. See “How To Build a Model Number”.
3. Any special service required.

Note: • The □ indicates that a choice is required.
- The absence of the □ indicates that no choice is required.
- Alpha-numeric characters in place of □ indicate that no other alternatives are available.

HOW TO BUILD A MODEL NUMBER

Ⓐ Select basic model.

Ⓑ Select trim color.
Refer to the **Product Color Options** page in this price list.
Metallic finish not available.

SPECIAL SERVICES

Special Carton Marking

With specially marked information	N/C

Shipping

Ships **knocked down, FOB Manitowoc, WI 54220, freight prepaid.** Freight class 70.

Specifications and prices are subject to change without prior notice.

Electrical
10-Wire System 6 Circuit “810”

Electrical
10-Wire System 6 Circuit “810”

	MODEL	L	MODEL NUMBER Basic Model	Approx. Packaged Weight	Delivered Pricing
 HRDPT	**17” Panel to Panel Jumper - 6 Circuit** • Used on in-line intersections • Non-directional	17”	PWET6PJ.17	1.0#	$ 110
 HRDPT	**20” Panel to Panel Jumper - 6 Circuit** • Used on 90° corners and “T” intersections • Non-directional	20”	PWET6PJ.20	1.0#	$ 111
 HRDPT	**20” Vertical Jumper - 6 Circuit** • Jumps power from ADA-height to worksurface-height or worksurface-height to stand-up-height • Non-directional	20”	PWET6VJ.20	1.0#	$ 111
 HRDPT	**56” Vertical Jumper - 6 Circuit** • Jumps power from base to ADA-height, base to worksurface-height, base-height to stand-up height • Non-directional	56”	PWET6VJ.56	2.0#	$ 226
 HRDPT	**Internal Duplex Assembly - 6 Circuit** • UL listed for use with IT (communications) gear only • Circuit 6 only	16”	PWET6ID	2.0#	$ 290

Ⓐ

HOW TO ORDER

Indicate the following information on order form:
1. Quantity of each item.
2. Model number, including options. See “How To Build a Model Number”.
3. Any special service required.

Note: • The ☐ indicates that a choice is required.
- The absence of the ☐ indicates that no choice is required.
- Alpha-numeric characters in place of ☐ indicate that no other alternatives are available.

HOW TO BUILD A MODEL NUMBER

Ⓐ Select basic model.

SPECIAL SERVICES

Special Carton Marking

With specially marked information N/C

Shipping

Ships **knocked down, FOB Manitowoc, WI 54220, freight prepaid.** Freight class 70.

Specifications and prices are subject to change without prior notice.

Electrical
10-Wire System 6 Circuit “810”

Electrical
10-Wire System 6 Circuit “810”

	MODEL	L	MODEL NUMBER Basic Model	MODEL NUMBER Trim Color	Approx. Packaged Weight	Delivered Pricing	Metallic Paint add to list price
 HRDPT	**Top Feed with 7’ or 10’ Pole - 6 Circuit** • Can be used at top of panel only • Connects to either end of Rigid Wireway at any level. Doesn’t occupy space for duplex receptacle • Includes aluminum power pole, panel trim and ceiling trim • Specify trim color	7”	PWET6TF7	□□	10.0#	$ 541	$ 140
		10”	PWET6TF10	□□	15.0#	674	140
 HRDPT	**Data Feed** • Can be used at top of panel only • Includes aluminum power pole, panel trim and ceiling trim • Pole is available in two heights, 7’ and 10’ • Specify trim color	84”	PDF8.7	□□	7.0#	$ 162	$ 140
		120”	PDF8.10	□□	10.0#	238	140
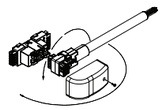 HRDPT	**Universal Base Infeed with Bezel - 6 Circuit** • Field notable for left, right and straight applications • Can be used at base level only • Includes Bezel with filler plate which can be removed to accept standard modular furniture data plates • 72” Whip is color matched to trim • Non-directional	72”	PWET6BFU		4.0#	$ 290	N/A
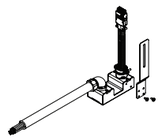 HRDPT	**Tech Panel Base Infeed - 6 Circuit** • Field notable for left, right and straight applications • Can be used at base level only • Designed to lay on floor and fit under lowest tile • 72” Whip is color matched to trim • Non-directional	72”	PWET6TBF		6.0#	$ 629	N/A
			Ⓐ	Ⓑ			

HOW TO ORDER

Indicate the following information on order form:
1. Quantity of each item.
2. Model number, including options. See “How To Build a Model Number”.
3. Any special service required.

Note: • The □ indicates that a choice is required.
- The absence of the □ indicates that no choice is required.
- Alpha-numeric characters in place of □ indicate that no other alternatives are available.

HOW TO BUILD A MODEL NUMBER

Ⓐ Select basic model.

Ⓑ Select trim color.
Refer to the **Product Color Options** page in this price list.

SPECIAL SERVICES

Special Carton Marking

With specially marked information N/C

Shipping

Ships **knocked down, FOB Manitowoc, WI 54220, freight prepaid.** Freight class 70.

Specifications and prices are subject to change without prior notice.

Electrical
10-Wire System 6 Circuit “810”

Electrical
10-Wire System 6 Circuit “810”

	MODEL	L	MODEL NUMBER Basic Model	MODEL NUMBER Trim Color	Approx. Packaged Weight	Delivered Pricing
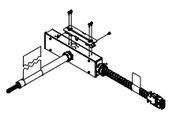 HRDPT	**New York Power Infeed with Bezel - 6 Circuit** • City of New York approved power entry box with panel to panel connectors • Can be used at base level only • 72” Whip is color matched to trim • Entry box is mounted to bottom horizontal on left or right side of panel • 14” panel jumper is hard wired to infeed box and plugs into wireway of adjacent panel	72”	PWET6NYBF.72	□□	6.0#	$ 660
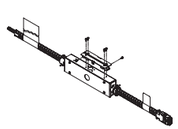 HRDPT	**New York Power Infeed Kit/Ceiling - 6 Circuit** • Order power/data pole (PDF8.size(colors)) separately	216”	PWET6NYTF.216		6.0#	$ 817
			Ⓐ	Ⓑ		

HOW TO ORDER

Indicate the following information on order form:
1. Quantity of each item.
2. Model number, including options. See “How To Build a Model Number”.
3. Any special service required.

Note: • The □ indicates that a choice is required.
- The absence of the □ indicates that no choice is required.
- Alpha-numeric characters in place of □ indicate that no other alternatives are available.

HOW TO BUILD A MODEL NUMBER

Ⓐ Select basic model.

Ⓑ Select trim color.
Refer to the **Product Color Options** page in this price list.
Metallic finish not available.

SPECIAL SERVICES

Special Carton Marking

With specially marked information	N/C

Shipping

Ships **knocked down, FOB Manitowoc, WI 54220, freight prepaid.** Freight class 70.

Specifications and prices are subject to change without prior notice.

Electrical
10-Wire System 4 Circuit “810”

Electrical
10-Wire System 4 Circuit “810”

	MODEL	PANEL WIDTH	MODEL NUMBER Basic Model	Approx. Packaged Weight	Delivered Pricing
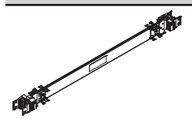 HRDPT	**Rigid Wireway - 4 Circuit** • Distributes 10-wire power and allows receptacle mounting • Non-directional • Includes mounting clips • Wireway can be mounted inside the base raceway or behind any raceway tile 30 thru 60 • Accommodates two deuplex receptacles per side. Maximum of two per wireway as standard • 24” wireway accommodates one duplex receptacle per side • Receptacles purchased separately	24”	PWET4WW.24	2.0#	$ 148
		30”	PWET4WW.30	2.0#	153
		36”	PWET4WW.36	3.0#	158
		42”	PWET4WW.42	3.0#	165
		48”	PWET4WW.48	3.0#	172
		54”	PWET4WW.54	4.0#	176
		60”	PWET4WW.60	4.0#	183
			Ⓐ		

HOW TO ORDER

Indicate the following information on order form:
1. Quantity of each item.
2. Model number, including options. See “How To Build a Model Number”.
3. Any special service required.

Note: • The ☐ indicates that a choice is required.
- The absence of the ☐ indicates that no choice is required.
- Alpha-numeric characters in place of ☐ indicate that no other alternatives are available.

HOW TO BUILD A MODEL NUMBER

Ⓐ Select basic model.

SPECIAL SERVICES

Special Carton Marking

With specially marked information	N/C

Shipping

Ships **knocked down, FOB Manitowoc, WI 54220, freight prepaid.** Freight class 70.

Specifications and prices are subject to change without prior notice.

Electrical
10-Wire System 4 Circuit “810”

Electrical
10-Wire System 4 Circuit “810”

	MODEL	PANEL WIDTH	MODEL NUMBER Basic Model	Approx. Packaged Weight	Delivered Pricing
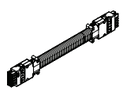 HRDPT	**Power Pass Through - 4 Circuit** • Distributes 10-wire power • Non-directional • Connects to adjacent Rigid Wireway or Power Pass Through via a horizontal jumper • Receptacle access is not provided • Pass through is the same length as the corresponding Rigid Wireway • Pass through requires panel to panel jumpers (ordered separately)	12”	PWET4PP.12	1.0#	$ 153
		18”	PWET4PP.18	1.0#	161
		24”	PWET4PP.24	1.0#	171
		30”	PWET4PP.30	2.0#	180
		36”	PWET4PP.36	2.0#	147
		42”	PWET4PP.42	2.0#	147
		48”	PWET4PP.48	2.0#	152
		54”	PWET4PP.54	3.0#	157
		60”	PWET4PP.60	3.0#	158
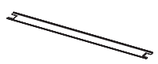 HRDPT	**Power/Data Separation Septum** • Steel septum provides separation between power and data in base raceway • Hint: A steel trough is supplied with raceway tiles to provide separation at other electrical heights	12”	PDS8.12.BL	1.0#	$ 8
		18”	PDS8.18.BL	1.0#	8
		24”	PDS8.24.BL	1.0#	8
		30”	PDS8.30.BL	1.0#	9
		36”	PDS8.36.BL	2.0#	13
		42”	PDS8.42.BL	2.0#	13
		48”	PDS8.48.BL	2.0#	16
		54”	PDS8.54.BL	2.0#	16
		60”	PDS8.60.BL	2.0#	27
			Ⓐ		

HOW TO ORDER

Indicate the following information on order form:
1. Quantity of each item.
2. Model number, including options. See “How To Build a Model Number”.
3. Any special service required.

Note: • The ☐ indicates that a choice is required.
- The absence of the ☐ indicates that no choice is required.
- Alpha-numeric characters in place of ☐ indicate that no other alternatives are available.

HOW TO BUILD A MODEL NUMBER

Ⓐ Select basic model.

SPECIAL SERVICES

Special Carton Marking

With specially marked information N/C

Shipping

Ships **knocked down, FOB Manitowoc, WI 54220, freight prepaid.** Freight class 70.

Specifications and prices are subject to change without prior notice.

Electrical
10-Wire System 4 Circuit “810”

	MODEL	Features	MODEL NUMBER Basic Model	MODEL NUMBER Trim Color	Approx. Packaged Weight	Delivered Pricing
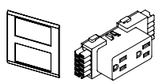 HRDPT	**15 Amp Duplex Receptacle with Bezel - 4 Circuit** • Snaps to wireways of powered panels • 3I and 4I circuits are stamped with orange triangle • Includes Bezel with filler plate which can be removed to accept standard modular furniture data plates • Receptacles can be used at any height power • Receptacle color matches trim color	Circuit 1	PWET4RC.1	□□	1.0#	$ 42
		Circuit 2	PWET4RC.2	□□	1.0#	42
		Circuit 3	PWET4RC.3I	□□	1.0#	42
		Circuit 4	PWET4RC.4I	□□	1.0#	42
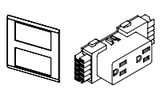 HRDPT	**20 Amp Simplex Receptacle with Bezel - 4 Circuit** • Snaps to wireways of powered panels • Receptacle includes one 20 amp simplex and one 15 amp simplex • Occupies space of one duplex receptacle • 4I, circuits are stamped with orange triangle • Includes Bezel with filler plate which can be removed to accept standard modular furniture data plates • Receptacles can be used at any height power • Receptacle color matches trim color	Circuit 1	PWET420R.1	□□	1.0#	$ 65
		Circuit 2	PWET420R.2	□□	1.0#	65
		Circuit 4	PWET420R.4I	□□	1.0#	65
			Ⓐ	Ⓑ		

HOW TO ORDER

Indicate the following information on order form:
1. Quantity of each item.
2. Model number, including options. See “How To Build a Model Number”.
3. Any special service required.

Note: • The □ indicates that a choice is required.
- The absence of the □ indicates that no choice is required.
- Alpha-numeric characters in place of □ indicate that no other alternatives are available.

HOW TO BUILD A MODEL NUMBER

Ⓐ Select basic model.

Ⓑ Select trim color.
Refer to the **Product Color Options** page in this price list.
Metallic finish not available.

SPECIAL SERVICES

Special Carton Marking

With specially marked information N/C

Shipping

Ships **knocked down, FOB Manitowoc, WI 54220, freight prepaid.** Freight class 70.

Specifications and prices are subject to change without prior notice.

Electrical
10-Wire System 4 Circuit “810”

Electrical
10-Wire System 4 Circuit “810”

	MODEL	L	MODEL NUMBER Basic Model	Approx. Packaged Weight	Delivered Pricing
 HRDPT	**17” Panel to Panel Jumper - 4 Circuit** • Used on in-line and inside 90° corner intersections • Non-directional	17”	PWET4PJ.17	1.0#	$ 110
 HRDPT	**20” Panel to Panel Jumper - 4 Circuit** • Used on outside 90° corners and straight through “T” intersections • Non-directional	20”	PWET4PJ.20	1.0#	$ 111
 HRDPT	**20” Vertical Jumper - 4 Circuit** • Jumps power from ADA-height to work-surface-height or worksurface-height to stand-up-height • Non-directional	20”	PWET4VJ.20	1.0#	$ 111
 HRDPT	**56” Vertical Jumper - 4 Circuit** • Jumps power from base to ADA-height, base to worksurface-height, base-height to stand-up height • Non-directional	56”	PWET4VJ.56	2.0#	$ 226
 HRDPT	**Internal Duplex Assembly - 4 Circuit** • UL listed for use with IT communications gear only • Circuit 4 only	16”	PWET4ID	2.0#	$ 290

Ⓐ

HOW TO ORDER

Indicate the following information on order form:
1. Quantity of each item.
2. Model number, including options. See “How To Build a Model Number”.
3. Any special service required.

Note: • The ☐ indicates that a choice is required.
- The absence of the ☐ indicates that no choice is required.
- Alpha-numeric characters in place of ☐ indicate that no other alternatives are available.

HOW TO BUILD A MODEL NUMBER

Ⓐ Select basic model.

SPECIAL SERVICES

Special Carton Marking

With specially marked information N/C

Shipping

Ships **knocked down, FOB Manitowoc, WI 54220, freight prepaid.** Freight class 70.

Specifications and prices are subject to change without prior notice.

Electrical
10-Wire System 4 Circuit “810”

Electrical
10-Wire System 4 Circuit “810”

	MODEL	L	MODEL NUMBER Basic Model	MODEL NUMBER Trim Color	Approx. Packaged Weight	Delivered Pricing	Metallic Paint add to list price
 HRDPT	**Top Infeed with 7’ or 10’ Pole - 4 Circuit** • Can be used at top of panel only • Connects to either end of Rigid Wireway at any level. Doesn’t occupy space for duplex receptacle • Includes aluminum power pole, panel trim and ceiling trim • Specify trim color	7”	PWET4TF7	□□	10.0#	$ 541	$ 140
		10”	PWET4TF10	□□	15.0#	674	140
 HRDPT	**Data Feed** • Can be used at top of panel only • Includes aluminum power pole, panel trim and ceiling trim • Pole is available in two heights, 7’ and 10’ • Specify trim color	84”	PDF8.7	□□	7.0#	$ 162	$ 140
		120”	PDF8.10	□□	10.0#	238	140
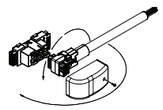 HRDPT	**Universal Base Infeed with Bezel - 4 Circuit** • Field notable for left, right and straight applications • Can be used at base level only • Includes Bezel with filler plate which can be removed to accept standard modular furniture data plates • 72” Whip is color matched to trim • Non-directional	72”	PWET4BFU		4.0#	$ 290	N/A
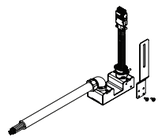 HRDPT	**Tech Panel Base Infeed - 4 Circuit** • Field notable for left, right and straight applications • Can be used at base level only • Designed to lay on floor and fit under lowest tile • 72” Whip is color matched to trim • Non-directional	72”	PWET4TBF		6.0#	$ 629	N/A
			Ⓐ	Ⓑ			

HOW TO ORDER

Indicate the following information on order form:
1. Quantity of each item.
2. Model number, including options. See “How To Build a Model Number”.
3. Any special service required.

Note: • The □ indicates that a choice is required.
- The absence of the □ indicates that no choice is required.
- Alpha-numeric characters in place of □ indicate that no other alternatives are available.

HOW TO BUILD A MODEL NUMBER

Ⓐ Select basic model.

Ⓑ Select trim color.
Refer to the **Product Color Options** page in this price list.

SPECIAL SERVICES

Special Carton Marking

With specially marked information	N/C

Shipping

Ships **knocked down, FOB Manitowoc, WI 54220, freight prepaid.** Freight class 70.

Specifications and prices are subject to change without prior notice.

Electrical
10-Wire System 4 Circuit “810”

Electrical
10-Wire System 4 Circuit “810”

	MODEL	L	MODEL NUMBER Basic Model	MODEL NUMBER Trim Color	Approx. Packaged Weight	Delivered Pricing
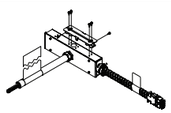 HRDPT	**New York Power Infeed with Bezel - 4 Circuit** • City of New York approved power entry box with panel to panel connector • Can be used at base level only • 72” Whip is color matched to trim • Entry box is mounted to bottom horizontal on left or right side of panel • 14” panel jumper is hard wired to infeed box and plugs into wireway of adjacent panel	72”	PWET4NYBF.72	□□	6.0#	$ 683
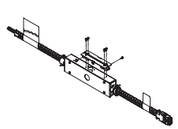 HRDPT	**New York Power Infeed Kit/Ceiling - 4 Circuit** • Order power/data pole (PDF8.size(color)) separately	216”	PWET4NYTF.216		6.0#	$ 817
			Ⓐ	Ⓑ		

HOW TO ORDER

Indicate the following information on order form:
1. Quantity of each item.
2. Model number, including options. See “How To Build a Model Number”.
3. Any special service required.

Note: • The □ indicates that a choice is required.
- The absence of the □ indicates that no choice is required.
- Alpha-numeric characters in place of □ indicate that no other alternatives are available.

HOW TO BUILD A MODEL NUMBER

Ⓐ Select basic model.

Ⓑ Select trim color.
Refer to the **Product Color Options** page in this price list.
Metallic finish not available.

SPECIAL SERVICES

Special Carton Marking

With specially marked information	N/C

Shipping

Ships **knocked down, FOB Manitowoc, WI 54220, freight prepaid.** Freight class 70.

Specifications and prices are subject to change without prior notice.

	MODEL	MODEL NUMBER Basic Model	Approx. Packaged Weight	Delivered Pricing
 HRDPT	**Acoustical Tile Vertical Cable Guide** • Clips into slots in vertical post • Allows cables to be laid in-between vertical posts and acoustic tile • Cannot be used with raceway tile • Maximum of two guides behind a 12” high acoustic tile • Ordered in packs of 25	46.0097.PCK	0.2#	$ 40
 HRDPT	**Acoustical Tile Horizontal Cable Support** • Clips into bottom midpoint of horizontal rail • Aligns with vertical cable guides to keep cables supported at midpoint of panel • Cable supports gang vertically • Can also support loops of cable • Cannot be used with raceway tile • Ordered in packs of 25	46.0099.PCK	0.2#	$ 46
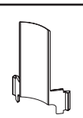 HRDPT	**Tile 90 Cable Guard** • Clips into slots in vertical post • Allows cables to be laid in-between vertical posts and acoustic tile at the inside of a 90° corner • Cannot be used with raceway tile • Need two guides per 12” high tile • Ordered in packs of 25	46.0096.PCK	0.2#	$ 39
		Ⓐ		

HOW TO ORDER

Indicate the following information on order form:
1. Quantity of each item.
2. Model number, including options. See “How To Build a Model Number”.
3. Any special service required.

Note: • The ☐ indicates that a choice is required.
- The absence of the ☐ indicates that no choice is required.
- Alpha-numeric characters in place of ☐ indicate that no other alternatives are available.

HOW TO BUILD A MODEL NUMBER

Ⓐ Select basic model.

SPECIAL SERVICES

Special Carton Marking

With specially marked information N/C

Shipping

Ships **knocked down, FOB Manitowoc, WI 54220, freight prepaid.** Freight class 70.

Specifications and prices are subject to change without prior notice.



	MODEL	MODEL NUMBER Basic Model	Approx. Packaged Weight	Delivered Pricing
 HRDPT	**Horizontal Rail Cable Guard** • Clips into end notch of horizontal rail • Protects and manages cables • Ordered in packs of 25	46.0098.PCK	0.2#	$ 42
 HRDPT	**Top Cap 90° Cable Guard** • Manages cables between half posts and under top cap • Protects and manages cables • Ordered in packs of 25	46.0200.PCK	1.0#	$ 27
HRDPT	**Cable Management Demo Pack** • Includes a sampling of cable guards and supports to demonstrate WireWorks® superior cable handling capabilities	PCMDP	1.0#	$ 16
 HRDPT	**Cable Tile Anchor Pad** • 4-Way cable tie mounting device (1" x 1" base) • Mounts to side of vertical post to anchor cable • Ties and secures vertical runs of cables within the panel • Accepts 18-40 lb. cable ties • Mounts with adhesive foam tape • Recommend one anchor pad for every 12" to 18" of vertical cables within a panel • Ordered in packs of 100	46.0753.PCK	2.0#	$ 83

Ⓐ

HOW TO ORDER

Indicate the following information on order form:
1. Quantity of each item.
2. Model number, including options. See "How To Build a Model Number".
3. Any special service required.

Note: • The ☐ indicates that a choice is required.
- The absence of the ☐ indicates that no choice is required.
- Alpha-numeric characters in place of ☐ indicate that no other alternatives are available.

HOW TO BUILD A MODEL NUMBER

Ⓐ Select basic model.

SPECIAL SERVICES

Special Carton Marking

With specially marked information N/C

Shipping

Ships **knocked down, FOB Manitowoc, WI 54220, freight prepaid.** Freight class 70.

Specifications and prices are subject to change without prior notice.

Worksurfaces
Rectangular

KI

Worksurfaces
Rectangular

	MODEL	D x W	MODEL NUMBER: Basic Model	Edge Style	Surface Finish	Trim Color	Grommet Location	Edge Color	Grommet Color	Approx. Packaged Weight	Flat Vinyl T-Edge (BN)	74P Edge (74P)	Postformed Edge (PL)	Knife Edge (KN)	Wood Edge Laminate (WL)	Wood Edge Veneer (WV)
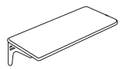 Flat Vinyl T-Edge (BN) PWR	**Rectangular Worksurfaces - 24" D** • 60" worksurfaces contain two steel reinforcing bars • Includes worksurface supports • All surfaces 66" and longer are provided with an additional left-hand cantilever bracket • Worksurfaces with 74P, postformed, knife edge and veneer edges have one 2-1/2" x 6" grommet up to 54" wide, 60" - 96" have two grommets • 3" diameter grommet optional on vinyl T-edge worksurfaces only	24 x 24"	PWR2424	□□□	□□□	□□	□□□	□□□	□□□	23.0#	$ 349	$ 364	$ 433	$ 381	$ 498	$ 990
		24 x 30"	PWR2430	□□□	□□□	□□	□□□	□□□	□□□	28.0#	376	394	471	415	555	1092
		24 x 36"	PWR2436	□□□	□□□	□□	□□□	□□□	□□□	33.0#	402	424	500	436	616	1224
		24 x 42"	PWR2442	□□□	□□□	□□	□□□	□□□	□□□	37.0#	457	483	575	501	672	1342
		24 x 48"	PWR2448	□□□	□□□	□□	□□□	□□□	□□□	42.0#	487	516	609	537	737	1527
		24 x 54"	PWR2454	□□□	□□□	□□	□□□	□□□	□□□	46.0#	509	537	640	634	872	1705
		24 x 60"	PWR2460	□□□	□□□	□□	□□□	□□□	□□□	51.0#	532	555	664	659	1018	1934
		24 x 66"	PWR2466	□□□	□□□	□□	□□□	□□□	□□□	56.0#	541	569	674	674	1050	2047
		24 x 72"	PWR2472	□□□	□□□	□□	□□□	□□□	□□□	61.0#	551	581	692	699	1101	2232
		24 x 78"	PWR2478	□□□	□□□	□□	□□□	□□□	□□□	66.0#	568	589	709	720	1191	2444
		24 x 84"	PWR2484	□□□	□□□	□□	□□□	□□□	□□□	71.0#	586	614	734	740	1251	2650
		24 x 90"	PWR2490	□□□	□□□	□□	□□□	□□□	□□□	74.0#	592	620	737	785	1330	2716
		24 x 96"	PWR2496	□□□	□□□	□□	□□□	□□□	□□□	76.0#	601	630	751	807	1375	2786
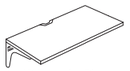 74P Edge (74P) Postformed Edge (PL) Wood Edge (WV) PWR	**Rectangular Worksurfaces - 30" D**	30 x 24"	PWR3024	□□□	□□□	□□	□□□	□□□	□□□	28.0#	$ 376	$ 394	$ 471	$ 415	$ 538	$ 1092
		30 x 30"	PWR3030	□□□	□□□	□□	□□□	□□□	□□□	34.0#	402	424	500	402	603	1193
		30 x 36"	PWR3036	□□□	□□□	□□	□□□	□□□	□□□	40.0#	432	453	538	473	667	1350
		30 x 42"	PWR3042	□□□	□□□	□□	□□□	□□□	□□□	46.0#	485	505	606	498	739	1492
		30 x 48"	PWR3048	□□□	□□□	□□	□□□	□□□	□□□	57.0#	523	547	650	523	797	1692
		30 x 54"	PWR3054	□□□	□□□	□□	□□□	□□□	□□□	62.0#	537	562	668	736	938	1894
		30 x 60"	PWR3060	□□□	□□□	□□	□□□	□□□	□□□	68.0#	552	582	694	790	1081	2179
		30 x 66"	PWR3066	□□□	□□□	□□	□□□	□□□	□□□	72.0#	575	602	715	816	1118	2365
		30 x 72"	PWR3072	□□□	□□□	□□	□□□	□□□	□□□	79.0#	582	609	727	834	1129	2544
		30 x 78"	PWR3078	□□□	□□□	□□	□□□	□□□	□□□	85.0#	595	624	740	861	1273	2811
		30 x 84"	PWR3084	□□□	□□□	□□	□□□	□□□	□□□	89.0#	603	634	755	887	1315	3081
		30 x 90"	PWR3090	□□□	□□□	□□	□□□	□□□	□□□	92.0#	615	648	770	912	1401	3171
		30 x 96"	PWR3096	□□□	□□□	□□	□□□	□□□	□□□	94.0#	630	663	788	934	1450	3267

Ⓐ Ⓑ Ⓒ Ⓓ Ⓔ Ⓕ Ⓖ

HOW TO ORDER

Indicate the following information on order form:
1. Quantity of each item.
2. Model number, including options. See "How To Build a Model Number".
3. Any special service required.

Note: • The □ indicates that a choice is required.
• The absence of the □ indicates that no choice is required.
• Alpha-numeric characters in place of □ indicate that no other alternatives are available.

HOW TO BUILD A MODEL NUMBER

Ⓐ Select basic model.

Ⓑ Select edge style.

BN	- Flat vinyl T-edge
74P	- 74P edge
KN	- Knife edge
PL	- Postformed edge
WL	- Wood edge, laminate surface
WV	- Wood edge, veneer surface

Ⓒ Select surface finish.
Refer to the **Product Color Options** page in this price list.
Surface finish offerings are based on edge style selections.

Ⓓ Select trim color.
Refer to the **Product Color Options** page in this price list.

Ⓔ Select grommet location.

N	- No grommet
L	- Grommet : left; add $57
C	- Grommet : Center; add $57
R	- Grommet : right; add $57
LR	- Grommet : left/right; add $120
LC	- Grommet: left/center; add $120
CR	- Grommet: center/right; add $120
LCR	- Grommet : left/center/right; add $174

Ⓕ Select edge color.
Refer to the **Product Color Options** page in this price list.

Ⓖ Select grommet color.
Refer to the **Product Color Options** page in this price list.

FINISH INFORMATION

Additional Laminate Offering
Additional laminates beyond KI standard offering, are available with two weeks extended leadtime.
To specify additional laminates, use these designators followed by the supplier's color/pattern code:

Formica - LF/supplier's color pattern code
Nevamar - LN/supplier's color pattern code
Wilsonart - LW/supplier's color pattern code

KI's standard laminate finish is the supplier's recommended finish for that color/pattern.
Note: Nonstandard laminates from these suppliers (example: textured laminates) require a Product Modification Request.
Contact customer service for details.

SPECIAL SERVICES

Special Carton Marking

With specially marked information	N/C

Shipping
Ships **knocked down, FOB Manitowoc, WI 54220, freight prepaid.** Freight class 70.

Specifications and prices are subject to change without prior notice.

Worksurfaces

"P" Shaped Peninsula/Piano Peninsula

KI

Worksurfaces

"P" Shaped Peninsula/Piano Peninsula

	MODEL	D x W x L	MODEL NUMBER: Basic Model	Dir.	Edge Style	Surface Finish	Trim Color	Edge Color	Grommet Color	Approx. Packaged Weight	74P Edge (74P)	Knife Edge (KN)	Wood Edge Laminate (WL)	Wood Edge Veneer (WV)
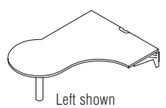 Left shown	**"P" Shaped Peninsula Worksurfaces** • Includes worksurface supports • Peninsula worksurfaces have one 2-1/2" x 6" grommet centered on rear edge • 72" worksurfaces contain two steel reinforcing bars	24 x 48 x 60"	PWPT244860	□□	□□□	□□□	□□	□□□	□□□	65.0#	$ 1018	$ 1097	$ 1766	$ 6638
		24 x 48 x 72"	PWPT244872	□□	□□□	□□□	□□	□□□	□□□	79.0#	1078	1238	2100	7820
		30 x 48 x 72"	PWPT304872	□□	□□□	□□□	□□	□□□	□□□	88.0#	1111	1240	2049	7883
PWPR														
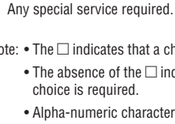 Left shown	**Piano Peninsula Worksurfaces** • Includes worksurface supports • Peninsula worksurfaces have one 2-1/2" x 6" grommet centered on rear edge • 72" worksurfaces contain two steel reinforcing bars	24 x 48 x 60"	PWPP244860	□□	□□□	□□□	□□	□□□	□□□	57.0#	$ 1018	$ 1097	$ 1616	$ 5039
		24 x 48 x 72"	PWPP244872	□□	□□□	□□□	□□	□□□	□□□	72.0#	1078	1238	1913	5904
		30 x 48 x 72"	PWPP304872	□□	□□□	□□□	□□	□□□	□□□	82.0#	1111	1240	1913	6012
PWPR														
			Ⓐ	Ⓑ	Ⓒ	Ⓓ	Ⓔ	Ⓕ	Ⓖ					

HOW TO ORDER

Indicate the following information on order form:
1. Quantity of each item.
2. Model number, including options. See "How To Build a Model Number".
3. Any special service required.

Note: • The □ indicates that a choice is required.
- The absence of the □ indicates that no choice is required.
- Alpha-numeric characters in place of □ indicate that no other alternatives are available.

HOW TO BUILD A MODEL NUMBER

Ⓐ Select basic model.

Ⓑ Select surface direction.

DL	- Direction left
DR	- Direction right

Direction is determined by the side of the worksurface that adjoins an adjacent worksurface.

Ⓒ Select edge style.

74P	- 74P edge
KN	- Knife edge
WL	- Wood edge, laminate surface
WV	- Wood edge, veneer surface

Ⓓ Select surface finish.
Refer to the **Product Color Options** page in this price list.
Surface finish offerings are based on edge style selections.

Ⓔ Select trim color.
Refer to the **Product Color Options** page in this price list.

Ⓕ Select edge color.
Refer to the **Product Color Options** page in this price list.

Ⓖ Select grommet color.
Refer to the **Product Color Options** page in this price list.

FINISH INFORMATION

Additional Laminate Offering

Additional laminates beyond KI standard offering, are available with two weeks extended leadtime.
To specify additional laminates, use these designators followed by the supplier's color/pattern code:

Formica - LF/supplier's color pattern code
Nevamar - LN/supplier's color pattern code
Wilsonart - LW/supplier's color pattern code

KI's standard laminate finish is the supplier's recommended finish for that color/pattern.
Note: Nonstandard laminates from these suppliers (example: textured laminates) require a Product Modification Request.
Contact customer service for details.

SPECIAL SERVICES

Special Carton Marking

With specially marked information	N/C

Shipping

Ships **knocked down, FOB Manitowoc, WI 54220, freight prepaid.** Freight class 70.

Specifications and prices are subject to change without prior notice.

Worksurfaces
Square Shoe/Conference End

KI

Worksurfaces
Square Shoe/Conference End

	MODEL	D x W x L	MODEL NUMBER Basic Model	Dir.	Notch Type	Edge Style	Surface Finish	Trim Color	Edge Color	Grommet Color	Approx. Packaged Weight	Flat Vinyl T-Edge (BN)	74P Edge (74P)	Knife Edge (KN)	Wood Edge Laminate (WL)	Wood Edge Veneer (WV)
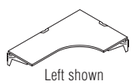 Left shown PWPR	**Square Shoe Worksurfaces** • Includes worksurface supports • 60" worksurfaces contain two steel reinforcing bars • All surfaces 66" and longer are provided with an additional left-hand cantilever bracket • All surfaces have one 2-1/2 x 6" grommet centered on side and rear edges	24 x 48 x 60"	PWSS244860	□□		□□	□□□	□□	□□□	□□□	71.0#	N/A	$ 930	$ 969	$ 1545	$ 4085
		24 x 48 x 66"	PWSS244866	□□		□□	□□□	□□	□□□	□□□	75.0#	N/A	980	990	1555	4489
		24 x 48 x 72"	PWSS244872	□□		□□	□□□	□□	□□□	□□□	79.0#	N/A	999	1019	1582	4896
		24 x 48 x 84"	PWSS244884	□□		□□	□□□	□□	□□□	□□□	87.0#	N/A	1023	1067	1732	5695
		30 x 48 x 66"	PWSS304866	□□		□□	□□□	□□	□□□	□□□	89.0#	N/A	1021	1048	1582	4489
		30 x 48 x 72"	PWSS304872	□□		□□	□□□	□□	□□□	□□□	93.0#	N/A	1038	1062	1616	4896
		30 x 48 x 84"	PWSS304884	□□		□□	□□□	□□	□□□	□□□	101.0#	N/A	1064	1084	1773	5695
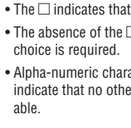 PWCD	**Conference End Worksurface** • Includes two 3" diameter metal columns with adjustable glides	26 x 52"	PWCE2652		□	□□	□□□	□□	□□□	□□□	21.0#	$ 574	$ 599	$ 897	$ 1185	$ 1484
		31 x 52"	PWCE3152		□	□□	□□□	□□	□□□	□□□	41.0#	595	624	906	1340	1662
		32 x 64"	PWCE3264		□	□□	□□□	□□	□□□	□□□	60.0#	615	648	956	1386	3982
		37 x 64"	PWCE3764		□	□□	□□□	□□	□□□	□□□	32.0#	844	887	976	1415	4744
				Ⓐ	Ⓑ	Ⓒ	Ⓓ	Ⓔ	Ⓕ	Ⓖ	Ⓗ					

HOW TO ORDER

Indicate the following information on order form:
1. Quantity of each item.
2. Model number, including options. See "How To Build a Model Number".
3. Any special service required.

Note: • The □ indicates that a choice is required.
- The absence of the □ indicates that no choice is required.
- Alpha-numeric characters in place of □ indicate that no other alternatives are available.

HOW TO BUILD A MODEL NUMBER

Ⓐ Select basic model.

Ⓑ Select surface direction.

DL	- Direction left
DR	- Direction right

Direction is determined by the side of the worksurface that adjoins an adjacent worksurface.

Ⓒ Select notch type.

S	- Notch for standard trim
F	- Notch for flat aluminum trim

Ⓓ Select edge style.

BN	- Flat vinyl T-edge
74P	- 74P edge
KN	- Knife edge
WL	- Wood edge, laminate surface
WV	- Wood edge, veneer surface

Ⓔ Select surface finish.
Refer to the **Product Color Options** page in this price list.
Surface finish offerings are based on edge style selections.

Ⓕ Select trim color.
Refer to the **Product Color Options** page in this price list.

Ⓖ Select edge color.
Refer to the **Product Color Options** page in this price list.

Ⓗ Select grommet color.
Refer to the **Product Color Options** page in this price list.
Grommet color for 'Conference End Worksurfaces' is for "Notch for standard trim**" only.

FINISH INFORMATION

Additional Laminate Offering
Additional laminates beyond KI standard offering, are available with two weeks extended leadtime. To specify additional laminates, use these designators followed by the supplier's color/pattern code:

Formica - LF/supplier's color pattern code
Nevamar - LN/supplier's color pattern code
Wilsonart - LW/supplier's color pattern code

KI's standard laminate finish is the supplier's recommended finish for that color/pattern.
Note: Nonstandard laminates from these suppliers (example: textured laminates) require a Product Modification Request.
Contact customer service for details.

SPECIAL SERVICES

Special Carton Marking

With specially marked information	N/C

Shipping
Ships **knocked down, FOB Manitowoc, WI 54220, freight prepaid.** Freight class 70.

Specifications and prices are subject to change without prior notice.

Worksurfaces
"D" Shaped Peninsula

KI

Worksurfaces
"D" Shaped Peninsula

	MODEL	D x W	MODEL NUMBER: Basic Model	Edge Style	Surface Finish	Trim Color	Grommet Location	Edge Color	Grommet Color	Approx. Packaged Weight	Flat Vinyl T-Edge (BN)	74P Edge (74P)	Knife Edge (KN)
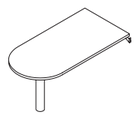 PWCD	**"D" Shaped Peninsula Worksurfaces** • Not available with laminate postformed edge • Includes mounting hardware • 72" worksurfaces contain two steel reinforcing bars • Round grommets optional • Flat vinyl T-edge is available with 3" diameter grommets (30" or 36" edge only)	30 x 48"	PWP3048	□□	□□□	□□	□□□	□□□	□□□	53.0#	$ 709	$ 741	$ 755
		30 x 60"	PWP3060	□□	□□□	□□	□□□	□□□	□□□	63.0#	785	820	931
		30 x 72"	PWP3072	□□	□□□	□□	□□□	□□□	□□□	76.0#	862	906	1129
		36 x 60"	PWP3660	□□	□□□	□□	□□□	□□□	□□□	75.0#	958	1013	1161
		36 x 72"	PWP3672	□□	□□□	□□	□□□	□□□	□□□	89.0#	1041	1094	1412
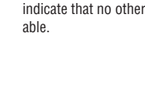 PWCD	**"D" Shaped Peninsula Worksurface Mounts to Another Worksurface** • Not available with laminate postformed edge • Does not include wire management grommet • Includes mounting hardware • 72" worksurfaces contain two steel reinforcing bars	30 x 48"	PWSMP3048	□□	□□□	□□	□□□	□□□	□□□	54.0#	$ 709	$ 741	$ 755
		30 x 60"	PWSMP3060	□□	□□□	□□	□□□	□□□	□□□	64.0#	785	820	931
		30 x 72"	PWSMP3072	□□	□□□	□□	□□□	□□□	□□□	77.0#	862	906	1129
			Ⓐ	Ⓑ	Ⓒ	Ⓓ	Ⓔ	Ⓕ	Ⓖ				

HOW TO ORDER

Indicate the following information on order form:
1. Quantity of each item.
2. Model number, including options. See "How To Build a Model Number".
3. Any special service required.

Note: • The □ indicates that a choice is required.
• The absence of the □ indicates that no choice is required.
• Alpha-numeric characters in place of □ indicate that no other alternatives are available.

HOW TO BUILD A MODEL NUMBER

Ⓐ Select basic model.

Ⓑ Select edge style.

BN	- Flat vinyl T-edge
74P	- 74P edge
KN	- Knife edge

Ⓒ Select surface finish.
Refer to the **Product Color Options** page in this price list.
Surface finish offerings are based on edge style selections.

Ⓓ Select trim color.
Refer to the **Product Color Options** page in this price list.

Ⓔ Select grommet location on T-edge (BN) only.

N	- No grommet
L	- Grommet : left; add $57
C	- Grommet : Center; add $57
R	- Grommet : right; add $57
LR	- Grommet : left/right; add $120
LC	- Grommet: left/center; add $120
CR	- Grommet: center/right; add $120
LCR	- Grommet : left/center/right; add $174

Ⓕ Select edge color.
Refer to the **Product Color Options** page in this price list.

Ⓖ Select grommet color.
Refer to the **Product Color Options** page in this price list.
For 'T-Edge (BN) only.

FINISH INFORMATION

Additional Laminate Offering
Additional laminates beyond KI standard offering, are available with two weeks extended leadtime.
To specify additional laminates, use these designators followed by the supplier's color/pattern code:

Formica - LF/supplier's color pattern code
Nevamar - LN/supplier's color pattern code
Wilsonart - LW/supplier's color pattern code

KI's standard laminate finish is the supplier's recommended finish for that color/pattern.
Note: Nonstandard laminates from these suppliers (example: textured laminates) require a Product Modification Request.
Contact customer service for details.

SPECIAL SERVICES

Special Carton Marking

With specially marked information	N/C

Shipping
Ships **knocked down, FOB Manitowoc, WI 54220, freight prepaid.** Freight class 70.

Specifications and prices are subject to change without prior notice.

Worksurfaces
Dual Curvilinear/Diag/Curvilinear 90° Corner

KI

Worksurfaces
Dual Curvilinear/Diag/Curvilinear 90° Corner

	MODEL	D x W-LEFT x W-RIGHT x D	MODEL NUMBER Basic Model	Edge Style	Surface Finish	Edge Color	Grommet Color	Approx. Packaged Weight	Flat Vinyl T-Edge (BN)	74P Edge (74P)	Postformed Edge (PL)	Knife Edge (KN)	Wood Edge Laminate (WL)	Wood Edge Veneer (WV)
 PWWC	**Dual Curvilinear/Diag/Curvilinear 90° Corner** • Includes mounting hardware • Worksurfaces have one 2-1/2" x 6" grommet located 12" from rear corner along right rear edge	24 x 42 x 42 x 24"	PWDCE244224	□□□	□□□	□□□	□□□	75.0#	N/A	$ 2589	N/A	$ 2582	$ 2984	$ 5742
		24 x 48 x 48 x 24"	PWDCE244824	□□□	□□□	□□□	□□□	84.0#	N/A	2648	N/A	2644	3056	6482
		30 x 48 x 48 x 30"	PWDCE304830	□□□	□□□	□□□	□□□	98.0#	N/A	2796	N/A	2787	3119	6712
 74P Edge (74P) 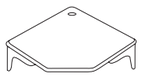 Flat Vinyl T-Edge (BN) PWWC	**Diagonal 90° Corner Worksurface** • Includes mounting hardware • Left-hand cantilever is provided for rear corner • Includes one grommet	24 x 36 x 36 x 24"	PWD243624	□□□	□□□	□□□	□□□	46.0#	$ 547	$ 577	$ 686	$ 615	N/A	$ 2681
		24 x 42 x 42 x 24"	PWD244224	□□□	□□□	□□□	□□□	55.0#	632	664	789	688	N/A	3633
		24 x 42 x 42 x 30"	PWD244230	□□□	□□□	□□□	□□□	51.0#	588	615	N/A	688	N/A	N/A
		24 x 48 x 48 x 24"	PWD244824	□□□	□□□	□□□	□□□	64.0#	731	765	912	739	N/A	4562
		24 x 48 x 48 x 30"	PWD244830	□□□	□□□	□□□	□□□	62.0#	676	714	N/A	739	N/A	N/A
		30 x 42 x 42 x 24"	PWD304224	□□□	□□□	□□□	□□□	51.0#	588	615	N/A	688	N/A	N/A
		30 x 42 x 42 x 30"	PWD304230	□□□	□□□	□□□	□□□	69.0#	632	664	789	688	N/A	3752
		30 x 48 x 48 x 24"	PWD304824	□□□	□□□	□□□	□□□	62.0#	676	714	N/A	739	N/A	N/A
		30 x 48 x 48 x 30"	PWD304830	□□□	□□□	□□□	□□□	78.0#	731	765	912	739	N/A	4678
 74P Edge (74P) PWWC	**Curvlinear 90° Corner Worksurfaces** • Includes mounting hardware • Left-hand cantilever is provided for rear corner	24 x 36 x 36 x 24"	PWC243624	□□□	□□□	□□□	□□□	44.0#	N/A	$ 630	N/A	$ 615	$ 980	$ 2796
		24 x 42 x 42 x 24"	PWC244224	□□□	□□□	□□□	□□□	53.0#	N/A	668	N/A	688	1072	3800
		24 x 42 x 42 x 30"	PWC244230	□□□	□□□	□□□	□□□	49.0#	N/A	668	N/A	688	N/A	2849
		24 x 48 x 48 x 24"	PWC244824	□□□	□□□	□□□	□□□	62.0#	N/A	834	N/A	739	1106	4659
		24 x 48 x 48 x 30"	PWC244830	□□□	□□□	□□□	□□□	60.0#	N/A	834	N/A	739	N/A	3800
		30 x 36 x 36 x 30"	PWC303630	□□□	□□□	□□□	□□□	49.0#	N/A	630	N/A	615	920	2905
		30 x 42 x 42 x 24"	PWC304224	□□□	□□□	□□□	□□□	49.0#	N/A	668	N/A	688	N/A	2849
		30 x 42 x 42 x 30"	PWC304230	□□□	□□□	□□□	□□□	67.0#	N/A	715	N/A	688	1048	3953
		30 x 48 x 48 x 24"	PWC304824	□□□	□□□	□□□	□□□	60.0#	N/A	834	N/A	739	N/A	3800
		30 x 48 x 48 x 30"	PWC304830	□□□	□□□	□□□	□□□	76.0#	N/A	878	N/A	739	1127	4794

Ⓐ Ⓑ Ⓒ Ⓓ Ⓔ

HOW TO ORDER

Indicate the following information on order form:
1. Quantity of each item.
2. Model number, including options. See "How To Build a Model Number".
3. Any special service required.

Note: • The □ indicates that a choice is required.
• The absence of the □ indicates that no choice is required.
• Alpha-numeric characters in place of □ indicate that no other alternatives are available.

HOW TO BUILD A MODEL NUMBER

Ⓐ Select basic model.

Ⓑ Select edge style.

BN	- Flat vinyl T-edge
74P	- 74P edge
KN	- Knife edge
PL	- Postformed edge
WL	- Wood edge, laminate surface
WV	- Wood edge, veneer surface

Ⓒ Select surface finish.
Refer to the **Product Color Options** page in this price list.
Surface finish offerings are based on edge style selections.

Ⓓ Select grommet color.
Refer to the **Product Color Options** page in this price list.

Ⓔ Select edge color.
Refer to the **Product Color Options** page in this price list.

Ⓕ Select grommet color.
Refer to the **Product Color Options** page in this price list.

FINISH INFORMATION

Additional Laminate Offering
Additional laminates beyond KI standard offering, are available with two weeks extended leadtime. To specify additional laminates, use these designators followed by the supplier's color/pattern code:

Formica - LF/supplier's color pattern code
Nevamar - LN/supplier's color pattern code
Wilsonart - LW/supplier's color pattern code

KI's standard laminate finish is the supplier's recommended finish for that color/pattern.
Note: Nonstandard laminates from these suppliers (example: textured laminates) require a Product Modification Request.
Contact customer service for details.

SPECIAL SERVICES

Special Carton Marking

With specially marked information	N/C

Shipping
Ships **knocked down, FOB Manitowoc, WI 54220, freight prepaid.** Freight class 70.

Specifications and prices are subject to change without prior notice.

Worksurfaces
Countertops

KI

Worksurfaces
Countertops

	MODEL	Features	D x W	MODEL NUMBER Basic Model	Notch Location (A)	Edge Style (B)	Surface Finish (C)	Trim Color (D)	Edge Color (E)	Grommet Color (F)	Approx. Packaged Weight	Flat Vinyl T-Edge (BN)	74P Edge (74P)	Postformed Edge (PL)	Knife Edge (KN)	Wood Edge Laminate (WL)	Wood Edge Veneer (WV)
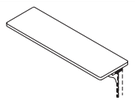 PWCT	**Straight Countertops** • For notch location of “LS, RS, BS”, the notch has a grommet and will require a grommet color selection • Brackets include steel locking clips to prevent dislodgement • Countertops accept task light		16 x 24”	PWCT24	□□	□□□	□□□	□□	□□□	□□□	16.0#	$ 311	$ 323	$ 385	$ 327	$ 505	$ 1142
			16 x 30”	PWCT30	□□	□□□	□□□	□□	□□□	□□□	19.0#	344	359	426	364	551	1342
			16 x 36”	PWCT36	□□	□□□	□□□	□□	□□□	□□□	22.0#	361	379	453	384	597	1490
			16 x 42”	PWCT42	□□	□□□	□□□	□□	□□□	□□□	25.0#	420	435	523	442	660	1632
			16 x 48”	PWCT48	□□	□□□	□□□	□□	□□□	□□□	28.0#	442	468	555	475	704	1830
			16 x 54”	PWCT54	□□	□□□	□□□	□□	□□□	□□□	31.0#	467	487	586	538	823	2080
			16 x 60”	PWCT60	□□	□□□	□□□	□□	□□□	□□□	34.0#	485	505	606	559	864	2325
			16 x 66”	PWCT66	□□	□□□	□□□	□□	□□□	□□□	37.0#	497	523	620	615	930	2472
			16 x 72”	PWCT72	□□	□□□	□□□	□□	□□□	□□□	40.0#	503	534	634	629	966	2572
			16 x 78”	PWCT78	□□	□□□	□□□	□□	□□□	□□□	43.0#	519	542	648	663	1002	2626
			16 x 84”	PWCT84	□□	□□□	□□□	□□	□□□	□□□	43.0#	532	555	664	683	1037	3114
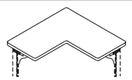 PWCT	**90° Corner Countertops** • For notch location of “LS, RS, BS”, the notch has a grommet and will require a grommet color selection • Brackets include steel locking clips to prevent dislodgement • PL edge comes with two individual tops and are placed next to each other in field	2-piece standard	16 x 24”	PW9024	□□	□□□	□□□	□□	□□□	□□□	23.0#	$ 505	$ 535	$ 637	$ 543	N/A	$ 4222
		2-piece standard	16 x 30”	PW9030	□□	□□□	□□□	□□	□□□	□□□	30.0#	649	678	813	694	N/A	4524
		2-piece standard	16 x 36”	PW9036	□□	□□□	□□□	□□	□□□	□□□	37.0#	764	804	955	816	N/A	4734
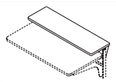 PWCW	**Straight Countertops - ADA Height** • For notch location of “LS, RS, BS”, the notch has a grommet and will require a grommet color selection • Brackets include steel locking clips to prevent dislodgement • Per the 2010 ADA and ICC A117.1, KI countertops do not extend more than 4 inches into a circulation path and meet the requirements for a clear floor space positioned for a parallel approach adjacent to the accessible counter.		16 x 24”	PWCTWC24	□□	□□□	□□□	□□	□□□	□□□	16.0#	$ 360	$ 376	$ 435	$ 345	$ 535	$ 1191
			16 x 30”	PWCTWC30	□□	□□□	□□□	□□	□□□	□□□	19.0#	387	411	475	382	485	1393
			16 x 36”	PWCTWC36	□□	□□□	□□□	□□	□□□	□□□	22.0#	415	432	501	430	532	1537
			16 x 42”	PWCTWC42	□□	□□□	□□□	□□	□□□	□□□	25.0#	467	486	574	456	595	1684
			16 x 48”	PWCTWC48	□□	□□□	□□□	□□	□□□	□□□	28.0#	497	519	606	474	637	1883
			16 x 54”	PWCTWC54	□□	□□□	□□□	□□	□□□	□□□	31.0#	518	538	634	575	755	2127
			16 x 60”	PWCTWC60	□□	□□□	□□□	□□	□□□	□□□	34.0#	535	557	660	597	803	2374
			16 x 66”	PWCTWC66	□□	□□□	□□□	□□	□□□	□□□	37.0#	543	574	668	667	862	2522
			16 x 72”	PWCTWC72	□□	□□□	□□□	□□	□□□	□□□	40.0#	555	582	683	688	900	2618
			16 x 78”	PWCTWC78	□□	□□□	□□□	□□	□□□	□□□	43.0#	569	595	697	720	936	2675
			16 x 84”	PWCTWC84	□□	□□□	□□□	□□	□□□	□□□	46.0#	581	606	714	741	977	3160
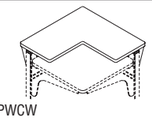 PWCW	**90° Countertops - ADA Height** • For notch location of “LS, RS, BS”, the notch has a grommet and will require a grommet color selection • Brackets include steel locking clips to prevent dislodgement • PL edge comes with two individual tops and are placed next to each other in field • Per the 2010 ADA and ICC A117.1, KI countertops do not extend more than 4 inches into a circulation path and meet the requirements for a clear floor space positioned for a parallel approach adjacent to the accessible counter.	2-piece standard	16 x 24”	PWCTWC9024	□□	□□□	□□□	□□	□□□	□□□	23.0#	$ 557	$ 586	$ 686	$ 589	N/A	$ 4270
		2-piece standard	16 x 30”	PWCTWC9030	□□	□□□	□□□	□□	□□□	□□□	30.0#	699	734	861	663	N/A	4570
		2-piece standard	16 x 36”	PWCTWC9036	□□	□□□	□□□	□□	□□□	□□□	37.0#	813	855	1002	709	N/A	4786
					Ⓐ	Ⓑ	Ⓒ	Ⓓ	Ⓔ	Ⓕ	Ⓖ						

HOW TO ORDER

Indicate the following information on order form:
1. Quantity of each item.
2. Model number, including options. See “How To Build a Model Number”.
3. Any special service required.

Note: • The □ indicates that a choice is required.
- The absence of the □ indicates that no choice is required.
- Alpha-numeric characters in place of □ indicate that no other alternatives are available.

HOW TO BUILD A MODEL NUMBER

Ⓐ Select basic model.

Ⓑ Select notch location.

S	- Standard
LS	- Left notch for std trim
RS	- Right notch for std trim
BS	- Both notches for std trim
LF	- Left notch for flat trim
RF	- Right notch for flat trim
BF	- Both notches for flat trim

For notch location of “LS, RS, BS”, the notch has a grommet and will require a separate grommet color selection

Ⓒ Select edge style.

BN	- Flat vinyl T-edge
74P	- 74P edge
PL	- Postformed edge
KN	- Knife edge
WL	- Wood edge, laminate surface
WV	- Wood edge, veneer surface

Ⓓ Select surface finish.
Refer to the **Product Color Options** page in this price list.
Surface finish offerings are based on edge style selections.

Ⓔ Select trim color.
Refer to the **Product Color Options** page in this price list.
Metallic finish not available.

Ⓕ Select edge color.
Refer to the **Product Color Options** page in this price list.

Ⓖ Select grommet color.
For notch location of “LS, RS, BS”, the notch has a grommet and will require a separate grommet color selection, otherwise there is no grommet color selection
Refer to the **Product Color Options** page in this price list.

FINISH INFORMATION

Additional Laminate Offering
Additional laminates beyond KI standard offering, are available with two weeks extended leadtime.
To specify additional laminates, use these designators followed by the supplier’s color/pattern code:

Formica - LF/supplier’s color pattern code
Nevamar - LN/supplier’s color pattern code
Wilsonart - LW/supplier’s color pattern code

KI’s standard laminate finish is the supplier’s recommended finish for that color/pattern.
Note: Nonstandard laminates from these suppliers (example: textured laminates) require a Product Modification Request.
Contact customer service for details.

SPECIAL SERVICES

Special Carton Marking

With specially marked information	N/C

Shipping
Ships **knocked down, FOB Manitowoc, WI 54220, freight prepaid.** Freight class 70.

Specifications and prices are subject to change without prior notice.

Worksurfaces
Mobile Teardrop/Mobile Semi-Circle

KI

Worksurfaces
Mobile Teardrop/Mobile Semi-Circle

	MODEL	Features	D x DIA	MODEL NUMBER: Basic Model	Edge Style	Height	Trim Color	Surface Finish	Edge Color	Approx. Packaged Weight	Flat Vinyl T-Edge (BN)	74P Edge (74P)
 WMT	**Mobile Teardrop Worksurface** • 1-1/4" solid particleboard with high-pressure laminate • Base consists of three 3" diameter metal support legs with adjustable chrome-plated glides • Connects to end of 24" or 30" worksurface • Pointed end is removed to accommodate corner of two WireWorks panels		24 X 45"	WMTPW2446	□□		□□	□□□	□□□	98.0#	$ 1161	$ 1218
			30 X 55"	WMTPW3056	□□		□□	□□□	□□□	132.0#	1166	1223
 WMT	**Mobile Semi-Circle Worksurface** • 1-1/4" solid particleboard with high-pressure laminate • Base consists of three 3" diameter metal support legs with adjustable chrome-plated glides • Connects to end of 24" or 30" worksurface • Notched in center for wire management • Notch enables surface to wrap around end cap of WireWorks® panel • 51-1/2" diameter accommodates two 24" deep worksurfaces separated by a WireWorks panel • 63-1/2" diameter accommodates two 30" deep worksurfaces separated by a WireWorks panel	Std.	24 X 51-1/2"	WMSCPW52	□□	9	□□	□□□	□□□	69.0#	$ 1382	$ 1451
		Std.	30 X 63-1/2"	WMSCPW64	□□	9	□□	□□□	□□□	88.0#	1409	1481
		Flat	24 X 51-1/2"	WMSCFW52	□□	9	□□	□□□	□□□	69.0#	1382	1451
		Flat	30 X 63-1/2"	WMSCFW64	□□	9	□□	□□□	□□□	88.0#	1409	1481

Ⓐ Ⓑ Ⓒ Ⓓ Ⓔ Ⓕ

HOW TO ORDER

Indicate the following information on order form:
1. Quantity of each item.
2. Model number, including options. See "How To Build a Model Number".
3. Any special service required.

Note: • The □ indicates that a choice is required.
- The absence of the □ indicates that no choice is required.
- Alpha-numeric characters in place of □ indicate that no other alternatives are available.

HOW TO BUILD A MODEL NUMBER

Ⓐ Select basic model.

Ⓑ Select edge style.

BN	- Flat vinyl T-edge
74P	- 74P edge

Ⓒ Select height.

9	- 29" high

Ⓓ Select trim color (edge/grommet/support bracket).
Refer to the **Product Color Options** page in this price list.

Ⓔ Select surface finish.
Refer to the **Product Color Options** page in this price list.
Surface finish offerings are based on edge style selections.

Ⓕ Select edge color.
Refer to the **Product Color Options** page in this price list.
Edge color offerings are based on edge style selections.

FINISH INFORMATION

Additional Laminate Offering
Additional laminates beyond KI standard offering, are available with two weeks extended leadtime. To specify additional laminates, use these designators followed by the supplier's color/pattern code:

Formica - LF/supplier's color pattern code
Nevamar - LN/supplier's color pattern code
Wilsonart - LW/supplier's color pattern code

KI's standard laminate finish is the supplier's recommended finish for that color/pattern.
Note: Nonstandard laminates from these suppliers (example: textured laminates) require a Product Modification Request.
Contact customer service for details.

SPECIAL SERVICES

Special Carton Marking

With specially marked information	N/C

Shipping
Ships **knocked down, FOB Manitowoc, WI 54220, freight prepaid.** Freight class 70.

Specifications and prices are subject to change without prior notice.

Worksurfaces
Mobile Teardrop/Mobile Semi-Circle

Worksurfaces
Mobile Teardrop/Mobile Semi-Circle

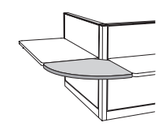

WCT

MODEL	D x DIA	MODEL NUMBER Basic Model (A)	Edge Style (B)	Surface Finish (C)	Edge Color (D)	Approx. Packaged Weight	Flat Vinyl T-Edge (BN)	74P Edge (74P)
Quarter Round Transitional Worksurface • Two splice plates provided • For use with fixed height workstations only • Available with flat vinyl T-edge or 74P edge • For use as conferencing corner • Modesty panel not required • Wireway option not available • 24" surface has radius of 26-2/3" and 30" surface has a radius of 35" • WQRP version has pointed end removed to accommodate corner of two Wire-Works panels	24 X 24" Dia for Panel	WQRPW24	□□	□□□	□□□	34.0#	$ 588	$ 620
	30 X 30" Dia for Panel	WQRPW30	□□	□□□	□□□	51.0#	609	642

HOW TO ORDER

Indicate the following information on order form:
1. Quantity of each item.
2. Model number, including options. See "How To Build a Model Number".
3. Any special service required.

Note: • The □ indicates that a choice is required.
• The absence of the □ indicates that no choice is required.
• Alpha-numeric characters in place of □ indicate that no other alternatives are available.

HOW TO BUILD A MODEL NUMBER

A Select basic model.

B Select edge style.

BN	- Flat vinyl T-edge
74P	- 74P edge

C Select surface finish.
Refer to the **Product Color Options** page in this price list.
Surface finish offerings are based on edge style selections.

D Select edge color.
Refer to the **Product Color Options** page in this price list.
Edge color offerings are based on edge style selections.

FINISH INFORMATION

Additional Laminate Offering
Additional laminates beyond KI standard offering, are available with two weeks extended leadtime. To specify additional laminates, use these designators followed by the supplier's color/pattern code:

Formica - LF/supplier's color pattern code
Nevamar - LN/supplier's color pattern code
Wilsonart - LW/supplier's color pattern code

KI's standard laminate finish is the supplier's recommended finish for that color/pattern.
Note: Nonstandard laminates from these suppliers (example: textured laminates) require a Product Modification Request.
Contact customer service for details.

SPECIAL SERVICES

Special Carton Marking

With specially marked information	N/C

Shipping
Ships **knocked down, FOB Manitowoc, WI 54220, freight prepaid.** Freight class 70.

Specifications and prices are subject to change without prior notice.

Worksurfaces
Worksurface Support Panel

Worksurfaces
Worksurface Support Panel

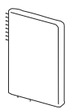

PWSP

MODEL	D x DIA	MODEL NUMBER: Basic Model	Dir.	Surface Finish	Fabric Color	Edge Color	Approx. Packaged Weight	Delivered Pricing Fabric Grade 1 & C.O.M.	Delivered Pricing Fabric Grade 2	Delivered Pricing Fabric Grade 3 & Pallas Vertical Fabric Grade PV	Delivered Pricing Pallas Vertical Fabric Grade PV1	Delivered Pricing Pallas Vertical Fabric Grade PV2
Worksurface Support Panel (Fabric/ Laminate) • Must specify left or right side version by adding /L (left) or /R (right) to product number • Support panel provides additional work-surface support in extensive worksurface loading applications • Mounts to panel and worksurface • Adjustable glides provide leveling capa-bility • 26" worksurface height equals 24-7/8" panel height • 29" worksurface height equals 27-7/8" panel height	24 x 26"	PWSSP2426/BN	□□	□□□	□□□□	□□□	15.0#	$ 666	$ 676	$ 686	$ 699	$ 727
	24 x 29"	PWSSP2429/BN	□□	□□□	□□□□	□□□	16.0#	674	688	697	714	739
	30 x 26"	PWSSP3026/BN	□□	□□□	□□□□	□□□	17.0#	674	688	697	714	739
	30 x 29"	PWSSP3029/BN	□□	□□□	□□□□	□□□	18.0#	695	707	715	731	756
			Ⓐ	Ⓑ	Ⓒ	Ⓓ	Ⓔ					

HOW TO ORDER

Indicate the following information on order form:
1. Quantity of each item.
2. Model number, including options. See "How To Build a Model Number".
3. Any special service required.

Note: • The □ indicates that a choice is required.
• The absence of the □ indicates that no choice is required.
• Alpha-numeric characters in place of □ indicate that no other alternatives are avail-able.

HOW TO BUILD A MODEL NUMBER

Ⓐ Select basic model.

Ⓑ Select surface direction.

DL	- Direction left
DR	- Direction right

Ⓒ Select surface finish.
Refer to the **Product Color Options** page in this price list.
Surface finish offerings are based on edge style selections.

Ⓓ Select fabric color.
Refer to **ki.com/fabrics**

Ⓔ Select edge color.
Refer to the **Product Color Options** page in this price list.

FINISH INFORMATION

Additional Laminate Offering
Additional laminates beyond KI standard offering, are available with two weeks extended leadtime. To specify additional laminates, use these designa-tors followed by the supplier's color/pattern code:

Formica - LF/supplier's color pattern code
Nevamar - LN/supplier's color pattern code
Wilsonart - LW/supplier's color pattern code

KI's standard laminate finish is the supplier's recommended finish for that color/pattern.
Note: Nonstandard laminates from these suppliers (example: textured laminates) require a Product Modification Request.
Contact customer service for details.

SPECIAL SERVICES

Special Carton Marking

With specially marked information	N/C

Shipping
Ships **knocked down, FOB Manitowoc, WI 54220, freight prepaid.** Freight class 70.

Specifications and prices are subject to change without prior notice.

Worksurfaces
Worksurface Support Panel

KI

Worksurfaces
Worksurface Support Panel

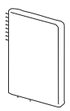

PWSL

MODEL	D x DIA	MODEL NUMBER: Basic Model	Dir.	Edge Style	Surface Finish	Edge Color	Approx. Packaged Weight	 Flat Vinyl T-Edge (BN)	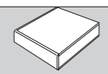 74P Edge (74P)	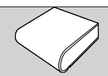 Postformed Edge (PL)
Worksurface Support Panel (Laminate Both Sides) • Must specify left or right side version by adding /L (left) or /R (right) to product number • Support panel provides additional work-surface support in extensive worksurface loading applications • Mounts to panel and worksurface • Adjustable glides provide leveling capa-bility • 26" worksurface height equals 24-7/8" panel height • 29" worksurface height equals 27-7/8" panel height	24 x 26"	PWSSL2426	□□	□□	□□□	□□□	15.0#	$ 461	$ 484	$ 577
	24 x 29"	PWSSL2429	□□	□□	□□□	□□□	16.0#	467	487	586
	30 x 26"	PWSSL3026	□□	□□	□□□	□□□	17.0#	467	487	586
	30 x 29"	PWSSL3029	□□	□□	□□□	□□□	18.0#	483	502	601
			Ⓐ	Ⓑ	Ⓒ	Ⓓ	Ⓔ			

HOW TO ORDER

Indicate the following information on order form:
1. Quantity of each item.
2. Model number, including options. See "How To Build a Model Number".
3. Any special service required.

Note: • The □ indicates that a choice is required.
• The absence of the □ indicates that no choice is required.
• Alpha-numeric characters in place of □ indicate that no other alternatives are avail-able.

HOW TO BUILD A MODEL NUMBER

Ⓐ Select basic model.

Ⓑ Select surface direction.

DR	- Direction right
DL	- Direction left

Ⓒ Select edge style.

BN	- Flat vinyl T-edge
74P	- 74P edge
PL	- Postformed edge

Ⓓ Select surface finish.
Refer to the **Product Color Options** page in this price list.
Surface finish offerings are based on edge style selections.

Ⓔ Select edge color.
Refer to the **Product Color Options** page in this price list.

FINISH INFORMATION

Additional Laminate Offering
Additional laminates beyond KI standard offering, are available with two weeks extended leadtime. To specify additional laminates, use these designa-tors followed by the supplier's color/pattern code:

Formica - LF/supplier's color pattern code
Nevamar - LN/supplier's color pattern code
Wilsonart - LW/supplier's color pattern code

KI's standard laminate finish is the supplier's recommended finish for that color/pattern.
Note: Nonstandard laminates from these suppliers (example: textured laminates) require a Product Modification Request.
Contact customer service for details.

SPECIAL SERVICES

Special Carton Marking

With specially marked information	N/C

Shipping
Ships **knocked down, FOB Manitowoc, WI 54220, freight prepaid.** Freight class 70.

Specifications and prices are subject to change without prior notice.

Worksurface Accessories
Worksurface Accessories

Worksurface Accessories
Worksurface Accessories

	MODEL	Features	W x D x H	MODEL NUMBER Basic Model	MODEL NUMBER Trim Color	Approx. Packaged Weight	Delivered Pricing
 HRDPT	**Grommets - Field-Installed**	Inside - 2-3/4", Outside - 3"		WSG		1.0#	$ 4
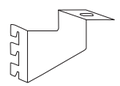 HRDPT	**Worksurface Support Bracket**		3 x 4"	PWSB.L		1.0#	$ 29
			3 x 4"	PWSB.R		1.0#	29
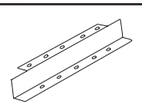 HRDPT	**Worksurface Vertical Filler**		3 x 24"	WSVF.24		3.0#	$ 57
			3 x 30"	WSVF.30		3.0#	64
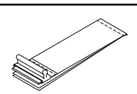 HRDPT	**Worksurface Wire Manager**	W - 2", D - 2-1/2"		WWM		1.0#	$ 67
				Ⓐ	Ⓑ		

HOW TO ORDER

Indicate the following information on order form:
1. Quantity of each item.
2. Model number, including options. See "How To Build a Model Number".
3. Any special service required.

Note: • The ☐ indicates that a choice is required.
- The absence of the ☐ indicates that no choice is required.
- Alpha-numeric characters in place of ☐ indicate that no other alternatives are available.

HOW TO BUILD A MODEL NUMBER

Ⓐ Select basic model.

Ⓑ Select trim color.
Refer to the **Product Color Options** page in this price list.
Metallic finish not available.

SPECIAL SERVICES

Special Carton Marking

With specially marked information N/C

Shipping

Shipped **k.d. freight prepaid f.o.b. Manitowoc, Wisconsin 54220** factory.
Freight class #70.

Specifications and prices are subject to change without prior notice.

Universal Storage and Accessories
Overhead Storage

Universal Storage and Accessories
Overhead Storage

	MODEL	W x H x D	MODEL NUMBER: Basic Model	Assembly	Paint Color	Lock Option	Lock Color	Approx. Packaged Weight	Delivered Pricing	Metallic Paint add to list price
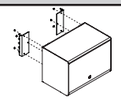 PRDS	**Steel Door Overhead Cabinet-On-Module** • On-Module overheads (PM) mount into slots in vertical posts. Overheads must be same width as panel mounted to. Does not require a 12" tile for mounting. Allows for vertical adjustment in 1" increments • Includes mounting brackets • Steel bottom and top shelf, end panels and front with powder-coated finish • Accepts shelf divider • Door stores recessed with plastic trim handle exposed • Double bit lock is included • shelf depth is 13-1/4"	24 x 16-1/2 x 14-1/2"	PRDS24/WW/PM	☐	☐☐	☐☐☐	☐☐☐	32.0#	$ 597	$ 102
		30 x 16-1/2 x 14-1/2"	PRDS30/WW/PM	☐	☐☐	☐☐☐	☐☐☐	36.0#	658	111
		36 x 16-1/2 x 14-1/2"	PRDS36/WW/PM	☐	☐☐	☐☐☐	☐☐☐	40.0#	667	112
		42 x 16-1/2 x 14-1/2"	PRDS42/WW/PM	☐	☐☐	☐☐☐	☐☐☐	44.0#	713	123
		48 x 16-1/2 x 14-1/2"	PRDS48/WW/PM	☐	☐☐	☐☐☐	☐☐☐	49.0#	754	130
		54 x 16-1/2 x 14-1/2"	PRDS54/WW/PM	☐	☐☐	☐☐☐	☐☐☐	53.0#	864	152
		60 x 16-1/2 x 14-1/2"	PRDS60/WW/PM	☐	☐☐	☐☐☐	☐☐☐	57.0#	920	158
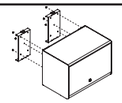 PRDS	**Steel Door Overhead Cabinet-Off-Module** • Off-Module overheads (OM12) for WireWorks® mount into an integral track in the horizontal rail. Allows shelf to slide along track. Requires a 12" tile for mounting (i.e. must be a half or fully segmented panel) • Includes mounting brackets • Steel bottom and top shelf, end panels and front with powder-coated finish • Accepts shelf divider • Door stores recessed with plastic trim handle exposed • Double bit lock is included • shelf depth is 13-1/4"	24 x 16-1/2 x 14-1/2"	PRDS24/WW/OM12	☐	☐☐	☐☐☐	☐☐☐	32.0#	$ 708	$ 102
		30 x 16-1/2 x 14-1/2"	PRDS30/WW/OM12	☐	☐☐	☐☐☐	☐☐☐	36.0#	761	111
		36 x 16-1/2 x 14-1/2"	PRDS36/WW/OM12	☐	☐☐	☐☐☐	☐☐☐	40.0#	771	112
		42 x 16-1/2 x 14-1/2"	PRDS42/WW/OM12	☐	☐☐	☐☐☐	☐☐☐	44.0#	819	123
		48 x 16-1/2 x 14-1/2"	PRDS48/WW/OM12	☐	☐☐	☐☐☐	☐☐☐	49.0#	862	130
		54 x 16-1/2 x 14-1/2"	PRDS54/WW/OM12	☐	☐☐	☐☐☐	☐☐☐	53.0#	970	152
		60 x 16-1/2 x 14-1/2"	PRDS60/WW/OM12	☐	☐☐	☐☐☐	☐☐☐	57.0#	1030	158
			Ⓐ	Ⓑ	Ⓒ	Ⓓ	Ⓔ			

HOW TO ORDER

Indicate the following information on order form:
1. Quantity of each item.
2. Model number, including options. See "How To Build a Model Number".
3. Any special service required.

Note: • The ☐ indicates that a choice is required.
- The absence of the ☐ indicates that no choice is required.
- Alpha-numeric characters in place of ☐ indicate that no other alternatives are available.

HOW TO BUILD A MODEL NUMBER

Ⓐ Select basic model.

Ⓑ Select assembly.

F	- Fully Assembled; add $179
U	- Unassembled

Ⓒ Select paint color.
Refer to the **Product Color Options** page in this price list.

Ⓓ Select lock option.

KA	- Key alike
KS	- Key standard
NLC	- No lock core

Ⓔ Select lock color.
Refer to the **Product Color Options** page in this price list.

INFORMATION

See color page for coordinated plastic or trim color to the paint color.

SPECIAL SERVICES

Special Carton Marking

With specially marked information	N/C

Shipping

Ships **knocked down, FOB Manitowoc, WI 54220, freight prepaid.** Freight class 70.

Specifications and prices are subject to change without prior notice.

Universal Storage and Accessories
Overhead Storage

Universal Storage and Accessories
Overhead Storage

	MODEL	W x H x D	MODEL NUMBER: Basic Model	Assembly	Paint Color	Lock Option	Lock Color	Approx. Packaged Weight	Delivered Pricing	Metallic Paint add to list price
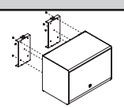 PRDS	**Steel Door Cabinet-Off-Module** • Off-Module overheads (OM18) for WireWorks® mount into an integral track in the horizontal rail. Allows shelf to slide along track. Requires a 18" tile (OM18) for mounting (i.e. must be a half or fully segmented panel) • Includes mounting brackets • Steel bottom and top shelf, end panels and front with powder-coated finish • Accepts shelf divider • Door stores recessed with plastic trim handle exposed • Double bit lock is included • shelf depth is 13-1/4"	24 x 16-1/2 x 14-1/2"	PRDS24/WW/OM18	☐	☐☐	☐☐☐	☐☐☐	32.0#	$ 708	$ 102
		30 x 16-1/2 x 14-1/2"	PRDS30/WW/OM18	☐	☐☐	☐☐☐	☐☐☐	36.0#	761	111
		36 x 16-1/2 x 14-1/2"	PRDS36/WW/OM18	☐	☐☐	☐☐☐	☐☐☐	40.0#	771	112
		42 x 16-1/2 x 14-1/2"	PRDS42/WW/OM18	☐	☐☐	☐☐☐	☐☐☐	44.0#	819	123
		48 x 16-1/2 x 14-1/2"	PRDS48/WW/OM18	☐	☐☐	☐☐☐	☐☐☐	49.0#	862	130
		54 x 16-1/2 x 14-1/2"	PRDS54/WW/OM18	☐	☐☐	☐☐☐	☐☐☐	53.0#	970	152
		60 x 16-1/2 x 14-1/2"	PRDS60/WW/OM18	☐	☐☐	☐☐☐	☐☐☐	57.0#	1030	158
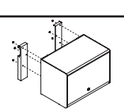 PRDS	**Steel Door Overhead Cabinet-Load Bar Mount** • Load Bar mount overheads (LB) for WireWorks® hang from an externally mounted load bar • Load Bar purchased separately • Includes mounting brackets • Steel bottom and top shelf, end panels and front with powder-coated finish • Accepts shelf divider • Door stores recessed with plastic trim handle exposed • Double bit lock is included • shelf depth is 13-1/4"	24 x 16-1/2 x 14-1/2"	PRDS24/WW/LB	☐	☐☐	☐☐☐	☐☐☐	32.0#	$ 708	$ 102
		30 x 16-1/2 x 14-1/2"	PRDS30/WW/LB	☐	☐☐	☐☐☐	☐☐☐	36.0#	761	111
		36 x 16-1/2 x 14-1/2"	PRDS36/WW/LB	☐	☐☐	☐☐☐	☐☐☐	40.0#	771	112
		42 x 16-1/2 x 14-1/2"	PRDS42/WW/LB	☐	☐☐	☐☐☐	☐☐☐	44.0#	819	123
		48 x 16-1/2 x 14-1/2"	PRDS48/WW/LB	☐	☐☐	☐☐☐	☐☐☐	49.0#	862	130
		54 x 16-1/2 x 14-1/2"	PRDS54/WW/LB	☐	☐☐	☐☐☐	☐☐☐	53.0#	970	152
		60 x 16-1/2 x 14-1/2"	PRDS60/WW/LB	☐	☐☐	☐☐☐	☐☐☐	57.0#	1030	158
				Ⓐ	Ⓑ	Ⓒ	Ⓓ	Ⓔ		

HOW TO ORDER

Indicate the following information on order form:
1. Quantity of each item.
2. Model number, including options. See "How To Build a Model Number".
3. Any special service required.

Note: • The ☐ indicates that a choice is required.
• The absence of the ☐ indicates that no choice is required.
• Alpha-numeric characters in place of ☐ indicate that no other alternatives are available.

HOW TO BUILD A MODEL NUMBER

Ⓐ Select basic model.

Ⓑ Select assembly.

F	- Fully Assembled; add $179
U	- Unassembled

Ⓒ Select paint color.
Refer to the **Product Color Options** page in this price list.

Ⓓ Select lock option.

KA	- Key alike
KS	- Key standard
NLC	- No lock core

Ⓔ Select lock color.
Refer to the **Product Color Options** page in this price list.

INFORMATION

See color page for coordinated plastic or trim color to the paint color.

SPECIAL SERVICES

Special Carton Marking

With specially marked information N/C

Shipping

Ships **knocked down, FOB Manitowoc, WI 54220, freight prepaid.** Freight class 70.

Specifications and prices are subject to change without prior notice.

Universal Storage and Accessories
Overhead Storage

Universal Storage and Accessories
Overhead Storage

	MODEL	W x H x D	MODEL NUMBER Basic Model	Assembly	Paint Color	Lock Option	Lock Color	Approx. Packaged Weight	Delivered Pricing	Metallic Paint add to list price
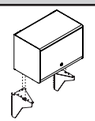 PRDS	**Steel Door Overhead Cabinet-Upmount** • Upmount brackets position the storage component on a 54" high panel to the same height as on 66" high panels • On a 54" high panel, clearance between the cabinet and worksurface is 20" • On a 48" high panel, clearance between the cabinet and worksurface is 14" • Includes mounting brackets • Steel bottom and top shelf, end panels and front with powder-coated finish • Accepts shelf divider • Door stores recessed with plastic trim handle exposed • Double bit lock is included • shelf depth is 13-1/4"	24 x 16-1/2 x 14-1/2"	PRDS24/WW/UM	☐	☐☐	☐☐☐	☐☐☐	32.0#	$ 761	$ 102
		30 x 16-1/2 x 14-1/2"	PRDS30/WW/UM	☐	☐☐	☐☐☐	☐☐☐	36.0#	820	111
		36 x 16-1/2 x 14-1/2"	PRDS36/WW/UM	☐	☐☐	☐☐☐	☐☐☐	40.0#	830	112
		42 x 16-1/2 x 14-1/2"	PRDS42/WW/UM	☐	☐☐	☐☐☐	☐☐☐	44.0#	874	123
		48 x 16-1/2 x 14-1/2"	PRDS48/WW/UM	☐	☐☐	☐☐☐	☐☐☐	49.0#	917	130
		54 x 16-1/2 x 14-1/2"	PRDS54/WW/UM	☐	☐☐	☐☐☐	☐☐☐	53.0#	1027	152
		60 x 16-1/2 x 14-1/2"	PRDS60/WW/UM	☐	☐☐	☐☐☐	☐☐☐	57.0#	1089	158
				Ⓑ	Ⓒ	Ⓓ	Ⓔ			

HOW TO ORDER

Indicate the following information on order form:
1. Quantity of each item.
2. Model number, including options. See "How To Build a Model Number".
3. Any special service required.

Note: • The ☐ indicates that a choice is required.
• The absence of the ☐ indicates that no choice is required.
• Alpha-numeric characters in place of ☐ indicate that no other alternatives are available.

HOW TO BUILD A MODEL NUMBER

Ⓐ Select basic model.

Ⓑ Select assembly.

F	- Fully Assembled; add $179
U	- Unassembled

Ⓒ Select paint color.
Refer to the **Product Color Options** page in this price list.

Ⓓ Select lock option.

KA	- Key alike
KS	- Key standard
NLC	- No lock core

Ⓔ Select lock color.
Refer to the **Product Color Options** page in this price list.

INFORMATION

See color page for coordinated plastic or trim color to the paint color.

SPECIAL SERVICES

Special Carton Marking

With specially marked information	N/C

Shipping

Ships **knocked down, FOB Manitowoc, WI 54220, freight prepaid.** Freight class 70.

Specifications and prices are subject to change without prior notice.

Universal Storage and Accessories
Overhead Storage

Universal Storage and Accessories
Overhead Storage

	MODEL	W x H x D	MODEL NUMBER: Basic Model	Assembly	Paint Color	Fabric Color	Lock Option	Lock Color	Approx. Packaged Weight	Delivered Pricing Fabric Grade 1 & C.O.M.	Delivered Pricing Fabric Grade 2	Delivered Pricing Fabric Grade 3 & Pallas Vertical Fabric Grade PV	Delivered Pricing Pallas Vertical Fabric Grade PV1	Delivered Pricing Pallas Vertical Fabric Grade PV2	Metallic Paint add to list price
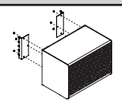 PRDF	**Fabric Door Overhead Cabinet-On-Module** • On-Module overheads (PM) mount into slots in vertical posts. Overheads must be same width as panel mounted to. Does not require a 12" tile for mounting. Allows for vertical adjustment in 1" increments • Includes mounting brackets • Steel bottom and top shelf, end panels and front with powder-coated finish • Accepts shelf divider • Door stores recessed with plastic trim handle exposed • Double bit lock is included • shelf depth is 13-1/4"	24 x 16-1/2 x 14-1/2"	PRDF24/WW/PM	☐	☐☐	☐☐☐☐	☐☐☐	☐☐☐	32.0#	$ 630	$ 640	$ 650	$ 650	$ 657	$ 102
		30 x 16-1/2 x 14-1/2"	PRDF30/WW/PM	☐	☐☐	☐☐☐☐	☐☐☐	☐☐☐	36.0#	687	700	709	709	716	111
		36 x 16-1/2 x 14-1/2"	PRDF36/WW/PM	☐	☐☐	☐☐☐☐	☐☐☐	☐☐☐	40.0#	705	715	725	725	735	112
		42 x 16-1/2 x 14-1/2"	PRDF42/WW/PM	☐	☐☐	☐☐☐☐	☐☐☐	☐☐☐	44.0#	747	758	769	769	781	123
		48 x 16-1/2 x 14-1/2"	PRDF48/WW/PM	☐	☐☐	☐☐☐☐	☐☐☐	☐☐☐	49.0#	794	810	819	819	828	130
		54 x 16-1/2 x 14-1/2"	PRDF54/WW/PM	☐	☐☐	☐☐☐☐	☐☐☐	☐☐☐	53.0#	905	922	934	934	940	152
		60 x 16-1/2 x 14-1/2"	PRDF60/WW/PM	☐	☐☐	☐☐☐☐	☐☐☐	☐☐☐	57.0#	969	987	995	995	1011	158
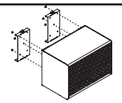 PRDF	**Fabric Door Overhead Cabinet-Off-Module** • Off-Module overheads (OM12) for WireWorks® mount into an integral track in the horizontal rail. Allows shelf to slide along track. Requires a 12" tile for mounting (i.e. must be a half or fully segmented panel) • Includes mounting brackets • Steel bottom and top shelf, end panels and front with powder-coated finish • Accepts shelf divider • Door stores recessed with plastic trim handle exposed • Double bit lock is included • shelf depth is 13-1/4"	24 x 16-1/2 x 14-1/2"	PRDF24/WW/OM12	☐	☐☐	☐☐☐☐	☐☐☐	☐☐☐	32.0#	$ 738	$ 747	$ 755	$ 755	$ 761	$ 102
		30 x 16-1/2 x 14-1/2"	PRDF30/WW/OM12	☐	☐☐	☐☐☐☐	☐☐☐	☐☐☐	36.0#	794	806	815	815	824	111
		36 x 16-1/2 x 14-1/2"	PRDF36/WW/OM12	☐	☐☐	☐☐☐☐	☐☐☐	☐☐☐	40.0#	810	820	831	831	837	112
		42 x 16-1/2 x 14-1/2"	PRDF42/WW/OM12	☐	☐☐	☐☐☐☐	☐☐☐	☐☐☐	44.0#	857	865	877	877	886	123
		48 x 16-1/2 x 14-1/2"	PRDF48/WW/OM12	☐	☐☐	☐☐☐☐	☐☐☐	☐☐☐	49.0#	902	916	929	929	936	130
		54 x 16-1/2 x 14-1/2"	PRDF54/WW/OM12	☐	☐☐	☐☐☐☐	☐☐☐	☐☐☐	53.0#	1016	1030	1041	1041	1048	152
		60 x 16-1/2 x 14-1/2"	PRDF60/WW/OM12	☐	☐☐	☐☐☐☐	☐☐☐	☐☐☐	57.0#	1077	1097	1106	1106	1116	158
				Ⓐ	Ⓑ	Ⓒ	Ⓓ	Ⓔ	Ⓕ						

HOW TO ORDER

Indicate the following information on order form:
1. Quantity of each item.
2. Model number, including options. See "How To Build a Model Number".
3. Any special service required.

Note: • The ☐ indicates that a choice is required.
- The absence of the ☐ indicates that no choice is required.
- Alpha-numeric characters in place of ☐ indicate that no other alternatives are available.

HOW TO BUILD A MODEL NUMBER

Ⓐ Select basic model.

Ⓑ Select assembly.

F	- Fully Assembled; add $179
U	- Unassembled

Ⓒ Select paint color.
Refer to the **Product Color Options** page in this price list.

Ⓓ Select fabric color.
Refer to **ki.com/fabrics**

Ⓔ Select lock option.

KA	- Key alike
KS	- Key standard
NLC	- No lock core

Ⓕ Select lock color.
Refer to the **Product Color Options** page in this price list.

INFORMATION

See color page for coordinated plastic or trim color to the paint color.

INFORMATION

Fabric Disclaimer

Fabric will be applied as swatched by the fabric manufacturer. Fabric that is required to be applied differently than is swatched will need a Product Modification Request written specifying the direction the fabric is to be applied.

SPECIAL SERVICES

Special Carton Marking

With specially marked information	N/C

Shipping

Ships **knocked down, FOB Manitowoc, WI 54220, freight prepaid.** Freight class 70.

Specifications and prices are subject to change without prior notice.

Universal Storage and Accessories
Overhead Storage

Universal Storage and Accessories
Overhead Storage

	MODEL	W x H x D	MODEL NUMBER: Basic Model	Assembly	Paint Color	Fabric Color	Lock Option	Lock Color	Approx. Packaged Weight	Delivered Pricing Fabric Grade 1 & C.O.M.	Delivered Pricing Fabric Grade 2	Delivered Pricing Fabric Grade 3 & Pallas Vertical Fabric Grade PV	Delivered Pricing Pallas Vertical Fabric Grade PV1	Delivered Pricing Pallas Vertical Fabric Grade PV2	Metallic Paint add to list price
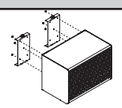 PRDF	**Fabric Door Overhead Cabinet-Off-Module** • Off-Module overheads (OM18) for WireWorks® mount into an integral track in the horizontal rail. Allows shelf to slide along track. Requires a 18" tile (OM18) for mounting (i.e. must be a half or fully segmented panel) • Includes mounting brackets • Steel bottom and top shelf, end panels and front with powder-coated finish • Accepts shelf divider • Door stores recessed with plastic trim handle exposed • Double bit lock is included • shelf depth is 13-1/4"	24 x 16-1/2 x 14-1/2"	PRDF24/WW/OM18	☐	☐☐	☐☐☐☐	☐☐☐	☐☐☐	32.0#	$ 738	$ 747	$ 755	$ 755	$ 761	$ 102
		30 x 16-1/2 x 14-1/2"	PRDF30/WW/OM18	☐	☐☐	☐☐☐☐	☐☐☐	☐☐☐	36.0#	794	806	815	815	824	111
		36 x 16-1/2 x 14-1/2"	PRDF36/WW/OM18	☐	☐☐	☐☐☐☐	☐☐☐	☐☐☐	40.0#	810	820	831	831	837	112
		42 x 16-1/2 x 14-1/2"	PRDF42/WW/OM18	☐	☐☐	☐☐☐☐	☐☐☐	☐☐☐	44.0#	857	865	877	877	886	123
		48 x 16-1/2 x 14-1/2"	PRDF48/WW/OM18	☐	☐☐	☐☐☐☐	☐☐☐	☐☐☐	49.0#	902	916	929	929	936	130
		54 x 16-1/2 x 14-1/2"	PRDF54/WW/OM18	☐	☐☐	☐☐☐☐	☐☐☐	☐☐☐	53.0#	1016	1030	1041	1041	1048	152
		60 x 16-1/2 x 14-1/2"	PRDF60/WW/OM18	☐	☐☐	☐☐☐☐	☐☐☐	☐☐☐	57.0#	1077	1097	1106	1106	1116	158
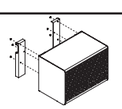 PRDF	**Fabric Door Overhead Cabinet-Load Bar Mount** • Load Bar mount overheads (LB) for WireWorks® hang from an externally mounted load bar • Load Bar purchased separately • Includes mounting brackets • Steel bottom and top shelf, end panels and front with powder-coated finish • Accepts shelf divider • Door stores recessed with plastic trim handle exposed • Double bit lock is included • shelf depth is 13-1/4"	24 x 16-1/2 x 14-1/2"	PRDF24/WW/LB	☐	☐☐	☐☐☐☐	☐☐☐	☐☐☐	32.0#	$ 738	$ 747	$ 755	$ 755	$ 761	$ 102
		30 x 16-1/2 x 14-1/2"	PRDF30/WW/LB	☐	☐☐	☐☐☐☐	☐☐☐	☐☐☐	36.0#	794	806	815	815	824	111
		36 x 16-1/2 x 14-1/2"	PRDF36/WW/LB	☐	☐☐	☐☐☐☐	☐☐☐	☐☐☐	40.0#	810	820	831	831	837	112
		42 x 16-1/2 x 14-1/2"	PRDF42/WW/LB	☐	☐☐	☐☐☐☐	☐☐☐	☐☐☐	44.0#	857	865	877	877	886	123
		48 x 16-1/2 x 14-1/2"	PRDF48/WW/LB	☐	☐☐	☐☐☐☐	☐☐☐	☐☐☐	49.0#	902	916	929	929	936	130
		54 x 16-1/2 x 14-1/2"	PRDF54/WW/LB	☐	☐☐	☐☐☐☐	☐☐☐	☐☐☐	53.0#	1016	1030	1041	1041	1048	152
		60 x 16-1/2 x 14-1/2"	PRDF60/WW/LB	☐	☐☐	☐☐☐☐	☐☐☐	☐☐☐	57.0#	1077	1097	1106	1106	1116	158
				Ⓐ	Ⓑ	Ⓒ	Ⓓ	Ⓔ	Ⓕ						

HOW TO ORDER

Indicate the following information on order form:
1. Quantity of each item.
2. Model number, including options. See "How To Build a Model Number".
3. Any special service required.

Note: • The ☐ indicates that a choice is required.
- The absence of the ☐ indicates that no choice is required.
- Alpha-numeric characters in place of ☐ indicate that no other alternatives are available.

HOW TO BUILD A MODEL NUMBER

Ⓐ Select basic model.

Ⓑ Select assembly.

F	- Fully Assembled; add $179
U	- Unassembled

Ⓒ Select paint color.
Refer to the **Product Color Options** page in this price list.

Ⓓ Select fabric color.
Refer to **ki.com/fabrics**

Ⓔ Select lock option.

KA	- Key alike
KS	- Key standard
NLC	- No lock core

Ⓕ Select lock color.
Refer to the **Product Color Options** page in this price list.

INFORMATION

See color page for coordinated plastic or trim color to the paint color.

INFORMATION

Fabric Disclaimer

Fabric will be applied as swatched by the fabric manufacturer. Fabric that is required to be applied differently than is swatched will need a Product Modification Request written specifying the direction the fabric is to be applied.

SPECIAL SERVICES

Special Carton Marking

With specially marked information	N/C

Shipping

Ships **knocked down, FOB Manitowoc, WI 54220, freight prepaid.** Freight class 70.

Specifications and prices are subject to change without prior notice.

Universal Storage and Accessories
Overhead Storage

Universal Storage and Accessories
Overhead Storage

	MODEL	W x H x D	MODEL NUMBER: Basic Model	Assembly	Paint Color	Fabric Color	Lock Option	Lock Color	Approx. Packaged Weight	Delivered Pricing Fabric Grade 1 & C.O.M.	Delivered Pricing Fabric Grade 2	Delivered Pricing Fabric Grade 3 & Pallas Vertical Fabric Grade PV	Delivered Pricing Pallas Vertical Fabric Grade PV1	Delivered Pricing Pallas Vertical Fabric Grade PV2	Metallic Paint add to list price
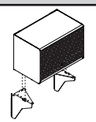 PRDF	**Fabric Door Overhead Cabinet-Upmount** • Upmount brackets position the storage component on a 54" high panel to the same height as on 66" high panels • On a 54" high panel, clearance between the cabinet and worksurface is 20" • On a 48" high panel, clearance between the cabinet and worksurface is 14" • Includes mounting brackets • Steel bottom and top shelf, end panels and front with powder-coated finish • Accepts shelf divider • Door stores recessed with plastic trim handle exposed • Double bit lock is included • shelf depth is 13-1/4"	24 x 16-1/2 x 14-1/2"	PRDF24/WW/UM	☐	☐☐	☐☐☐☐	☐☐☐	☐☐☐	32.0#	$ 794	$ 805	$ 813	$ 813	$ 819	$ 102
		30 x 16-1/2 x 14-1/2"	PRDF30/WW/UM	☐	☐☐	☐☐☐☐	☐☐☐	☐☐☐	36.0#	855	862	870	870	882	111
		36 x 16-1/2 x 14-1/2"	PRDF36/WW/UM	☐	☐☐	☐☐☐☐	☐☐☐	☐☐☐	40.0#	866	878	890	890	898	112
		42 x 16-1/2 x 14-1/2"	PRDF42/WW/UM	☐	☐☐	☐☐☐☐	☐☐☐	☐☐☐	44.0#	911	922	936	936	945	123
		48 x 16-1/2 x 14-1/2"	PRDF48/WW/UM	☐	☐☐	☐☐☐☐	☐☐☐	☐☐☐	49.0#	959	972	982	982	989	130
		54 x 16-1/2 x 14-1/2"	PRDF54/WW/UM	☐	☐☐	☐☐☐☐	☐☐☐	☐☐☐	53.0#	1068	1090	1099	1099	1106	152
		60 x 16-1/2 x 14-1/2"	PRDF60/WW/UM	☐	☐☐	☐☐☐☐	☐☐☐	☐☐☐	57.0#	1132	1153	1161	1161	1171	158
				Ⓐ	Ⓑ	Ⓒ	Ⓓ	Ⓔ	Ⓕ							

HOW TO ORDER

Indicate the following information on order form:
1. Quantity of each item.
2. Model number, including options. See "How To Build a Model Number".
3. Any special service required.

Note: • The ☐ indicates that a choice is required.
• The absence of the ☐ indicates that no choice is required.
• Alpha-numeric characters in place of ☐ indicate that no other alternatives are available.

HOW TO BUILD A MODEL NUMBER

Ⓐ Select basic model.

Ⓑ Select assembly.

F	- Fully Assembled; add $179
U	- Unassembled

Ⓒ Select paint color.
Refer to the **Product Color Options** page in this price list.

Ⓓ Select fabric color.
Refer to **ki.com/fabrics**

Ⓔ Select lock option.

KA	- Key alike
KS	- Key standard
NLC	- No lock core

Ⓕ Select lock color.
Refer to the **Product Color Options** page in this price list.

INFORMATION

See color page for coordinated plastic or trim color to the paint color.

INFORMATION

Fabric Disclaimer

Fabric will be applied as swatched by the fabric manufacturer. Fabric that is required to be applied differently than is swatched will need a Product Modification Request written specifying the direction the fabric is to be applied.

SPECIAL SERVICES

Special Carton Marking

With specially marked information	N/C

Shipping

Ships **knocked down, FOB Manitowoc, WI 54220, freight prepaid.** Freight class 70.

Specifications and prices are subject to change without prior notice.

Universal Storage and Accessories
Overhead Storage

Universal Storage and Accessories
Overhead Storage

	MODEL	W x H x D	MODEL NUMBER: Basic Model	Assembly	Paint Color	Laminate Color	Lock Option	Lock Color	Approx. Packaged Weight	Delivered Pricing	Metallic Paint add to list price
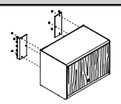 PRDL	**Laminate Door Overhead Cabinet-On-Module (PM)** • On-Module overheads mount into slots in vertical posts. Overheads must be same width as panel mounted to. Does not require 12" tile for mounting. Allows for vertical adjustment in 1" increments • Includes mounting brackets • Steel bottom and top shelf, end panels and front with powder-coated finish • Accepts shelf divider • Door stores recessed with plastic trim handle exposed • Double bit lock is included • shelf depth is 13-1/4"	24 x 16-1/2 x 14-1/2"	PRDL24/WW/PM	☐	☐☐	☐☐☐	☐☐☐	☐☐☐	32.0#	$ 807	$ 102
		30 x 16-1/2 x 14-1/2"	PRDL30/WW/PM	☐	☐☐	☐☐☐	☐☐☐	☐☐☐	36.0#	886	111
		36 x 16-1/2 x 14-1/2"	PRDL36/WW/PM	☐	☐☐	☐☐☐	☐☐☐	☐☐☐	40.0#	902	112
		42 x 16-1/2 x 14-1/2"	PRDL42/WW/PM	☐	☐☐	☐☐☐	☐☐☐	☐☐☐	44.0#	960	123
		48 x 16-1/2 x 14-1/2"	PRDL48/WW/PM	☐	☐☐	☐☐☐	☐☐☐	☐☐☐	48.0#	1020	130
		54 x 16-1/2 x 14-1/2"	PRDL54/WW/PM	☐	☐☐	☐☐☐	☐☐☐	☐☐☐	53.0#	1168	152
		60 x 16-1/2 x 14-1/2"	PRDL60/WW/PM	☐	☐☐	☐☐☐	☐☐☐	☐☐☐	57.0#	1250	158
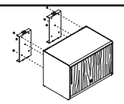 PRDL	**Laminate Door Overhead Cabinet-Off-Module (OM12)** • Off-Module overheads for WireWorks® mount into an integral track in the horizontal rail. Allows shelf to slide along track. Requires 12" tile for mounting (i.e. must be a half or fully segmented panel) • Includes mounting brackets • Steel bottom and top shelf, end panels and front with powder-coated finish • Accepts shelf divider • Door stores recessed with plastic trim handle exposed • Double bit lock is included • shelf depth is 13-1/4"	24 x 16-1/2 x 14-1/2"	PRDL24/WW/OM12	☐	☐☐	☐☐☐	☐☐☐	☐☐☐	32.0#	$ 914	$ 102
		30 x 16-1/2 x 14-1/2"	PRDL30/WW/OM12	☐	☐☐	☐☐☐	☐☐☐	☐☐☐	36.0#	990	111
		36 x 16-1/2 x 14-1/2"	PRDL36/WW/OM12	☐	☐☐	☐☐☐	☐☐☐	☐☐☐	40.0#	1012	112
		42 x 16-1/2 x 14-1/2"	PRDL42/WW/OM12	☐	☐☐	☐☐☐	☐☐☐	☐☐☐	44.0#	1067	123
		48 x 16-1/2 x 14-1/2"	PRDL48/WW/OM12	☐	☐☐	☐☐☐	☐☐☐	☐☐☐	48.0#	1127	130
		54 x 16-1/2 x 14-1/2"	PRDL54/WW/OM12	☐	☐☐	☐☐☐	☐☐☐	☐☐☐	53.0#	1273	152
		60 x 16-1/2 x 14-1/2"	PRDL60/WW/OM12	☐	☐☐	☐☐☐	☐☐☐	☐☐☐	57.0#	1353	158
			Ⓐ	Ⓑ	Ⓒ	Ⓓ	Ⓔ	Ⓕ			

HOW TO ORDER

Indicate the following information on order form:
1. Quantity of each item.
2. Model number, including options. See "How To Build a Model Number".
3. Any special service required.

Note: • The ☐ indicates that a choice is required.
• The absence of the ☐ indicates that no choice is required.
• Alpha-numeric characters in place of ☐ indicate that no other alternatives are available.

HOW TO BUILD A MODEL NUMBER

Ⓐ Select basic model.

Ⓑ Select assembly.

F	- Fully Assembled; add $179
U	- Unassembled

Ⓒ Select paint color.
Refer to the **Product Color Options** page in this price list.

Ⓓ Select laminate color.
Refer to the **Product Color Options** page in this price list.

Ⓔ Select lock option.

KA	- Key alike
KS	- Key standard
NLC	- No lock core

Ⓕ Select lock color.
Refer to the **Product Color Options** page in this price list.

INFORMATION

See color page for coordinated plastic or trim color to the paint color.

FINISH INFORMATION

Additional Laminate Offering

Additional laminates beyond KI standard offering, are available with two weeks extended leadtime. To specify additional laminates, use these designators followed by the supplier's color/pattern code:

Formica - LF/supplier's color pattern code
Nevamar - LN/supplier's color pattern code
Wilsonart - LW/supplier's color pattern code

KI's standard laminate finish is the supplier's recommended finish for that color/pattern.
Note: Nonstandard laminates from these suppliers (example: textured laminates) require a Product Modification Request.
Contact customer service for details.

SPECIAL SERVICES

Special Carton Marking

With specially marked information	N/C

Shipping

Ships **knocked down, FOB Manitowoc, WI 54220, freight prepaid.** Freight class 70.

Specifications and prices are subject to change without prior notice.

Universal Storage and Accessories
Overhead Storage

	MODEL	W x H x D	MODEL NUMBER: Basic Model	Assembly	Paint Color	Laminate Color	Lock Option	Lock Color	Approx. Packaged Weight	Delivered Pricing	Metallic Paint add to list price
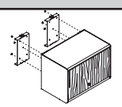 PRDL	**Laminate Door Overhead Cabinet-Off-Module (OM18)** • Off-Module overheads for WireWorks® mount into an integral track in the horizontal rail. Allows shelf to slide along track. Requires 18" tile for mounting (i.e. must be a half or fully segmented panel) • Includes mounting brackets • Steel bottom and top shelf, end panels and front with powder-coated finish • Accepts shelf divider • Door stores recessed with plastic trim handle exposed • Double bit lock is included • shelf depth is 13-1/4"	24 x 16-1/2 x 14-1/2"	PRDL24/WW/OM18	☐	☐☐	☐☐☐	☐☐☐	☐☐☐	32.0#	$ 914	$ 102
		30 x 16-1/2 x 14-1/2"	PRDL30/WW/OM18	☐	☐☐	☐☐☐	☐☐☐	☐☐☐	36.0#	990	111
		36 x 16-1/2 x 14-1/2"	PRDL36/WW/OM18	☐	☐☐	☐☐☐	☐☐☐	☐☐☐	40.0#	1012	112
		42 x 16-1/2 x 14-1/2"	PRDL42/WW/OM18	☐	☐☐	☐☐☐	☐☐☐	☐☐☐	44.0#	1067	123
		48 x 16-1/2 x 14-1/2"	PRDL48/WW/OM18	☐	☐☐	☐☐☐	☐☐☐	☐☐☐	48.0#	1127	130
		54 x 16-1/2 x 14-1/2"	PRDL54/WW/OM18	☐	☐☐	☐☐☐	☐☐☐	☐☐☐	53.0#	1273	152
		60 x 16-1/2 x 14-1/2"	PRDL60/WW/OM18	☐	☐☐	☐☐☐	☐☐☐	☐☐☐	57.0#	1353	158
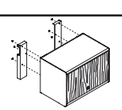 PRDL	**Laminate Door Overhead Cabinet-Load Bar Mount (LB)** • Load Bar mount overheads (LB) for WireWorks® hang from an externally mounted load bar • Load Bar purchased separately • Includes mounting brackets • Steel bottom and top shelf, end panels and front with powder-coated finish • Accepts shelf divider • Door stores recessed with plastic trim handle exposed • Double bit lock is included • shelf depth is 13-1/4"	24 x 16-1/2 x 14-1/2"	PRDL24/WW/LB	☐	☐☐	☐☐☐	☐☐☐	☐☐☐	32.0#	$ 914	$ 102
		30 x 16-1/2 x 14-1/2"	PRDL30/WW/LB	☐	☐☐	☐☐☐	☐☐☐	☐☐☐	36.0#	990	111
		36 x 16-1/2 x 14-1/2"	PRDL36/WW/LB	☐	☐☐	☐☐☐	☐☐☐	☐☐☐	40.0#	1012	112
		42 x 16-1/2 x 14-1/2"	PRDL42/WW/LB	☐	☐☐	☐☐☐	☐☐☐	☐☐☐	44.0#	1067	123
		48 x 16-1/2 x 14-1/2"	PRDL48/WW/LB	☐	☐☐	☐☐☐	☐☐☐	☐☐☐	48.0#	1127	130
		54 x 16-1/2 x 14-1/2"	PRDL54/WW/LB	☐	☐☐	☐☐☐	☐☐☐	☐☐☐	53.0#	1273	152
		60 x 16-1/2 x 14-1/2"	PRDL60/WW/LB	☐	☐☐	☐☐☐	☐☐☐	☐☐☐	57.0#	1353	158
				Ⓐ	Ⓑ	Ⓒ	Ⓓ	Ⓔ	Ⓕ		

HOW TO ORDER

Indicate the following information on order form:
1. Quantity of each item.
2. Model number, including options. See "How To Build a Model Number".
3. Any special service required.

Note: • The ☐ indicates that a choice is required.
• The absence of the ☐ indicates that no choice is required.
• Alpha-numeric characters in place of ☐ indicate that no other alternatives are available.

HOW TO BUILD A MODEL NUMBER

Ⓐ Select basic model.

Ⓑ Select assembly.

F	- Fully Assembled; add $179
U	- Unassembled

Ⓒ Select paint color.
Refer to the **Product Color Options** page in this price list.

Ⓓ Select laminate color.
Refer to the **Product Color Options** page in this price list.

Ⓔ Select lock option.

KA	- Key alike
KS	- Key standard
NLC	- No lock core

Ⓕ Select lock color.
Refer to the **Product Color Options** page in this price list.

INFORMATION

See color page for coordinated plastic or trim color to the paint color.

FINISH INFORMATION

Additional Laminate Offering

Additional laminates beyond KI standard offering, are available with two weeks extended leadtime. To specify additional laminates, use these designators followed by the supplier's color/pattern code:

Formica - LF/supplier's color pattern code
Nevamar - LN/supplier's color pattern code
Wilsonart - LW/supplier's color pattern code

KI's standard laminate finish is the supplier's recommended finish for that color/pattern.
Note: Nonstandard laminates from these suppliers (example: textured laminates) require a Product Modification Request.
Contact customer service for details.

SPECIAL SERVICES

Special Carton Marking

With specially marked information	N/C

Shipping

Ships **knocked down, FOB Manitowoc, WI 54220, freight prepaid.** Freight class 70.

Specifications and prices are subject to change without prior notice.

Universal Storage and Accessories
Overhead Storage

Universal Storage and Accessories
Overhead Storage

	MODEL	W x H x D	MODEL NUMBER Basic Model	Assembly	Paint Color	Laminate Color	Lock Option	Lock Color	Approx. Packaged Weight	Delivered Pricing	Metallic Paint add to list price
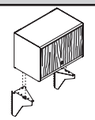 PRDL	**Laminate Door Overhead Cabinet-Up-mount** • Upmount brackets position the storage component on a 54" high panel to the same height as on 66" high panels • On a 54" high panel, clearance between the cabinet and worksurface is 20" • On a 48" high panel, clearance between the cabinet and worksurface is 14" • Includes mounting brackets • Steel bottom and top shelf, end panels and front with powder-coated finish • Accepts shelf divider • Door stores recessed with plastic trim handle exposed • Double bit lock is included • shelf depth is 13-1/4"	24 x 16-1/2 x 14-1/2"	PRDL24/WW/UM	☐	☐☐	☐☐☐	☐☐☐	☐☐☐	32.0#	$ 971	$ 102
		30 x 16-1/2 x 14-1/2"	PRDL30/WW/UM	☐	☐☐	☐☐☐	☐☐☐	☐☐☐	36.0#	1049	111
		36 x 16-1/2 x 14-1/2"	PRDL36/WW/UM	☐	☐☐	☐☐☐	☐☐☐	☐☐☐	40.0#	1064	112
		42 x 16-1/2 x 14-1/2"	PRDL42/WW/UM	☐	☐☐	☐☐☐	☐☐☐	☐☐☐	44.0#	1126	123
		48 x 16-1/2 x 14-1/2"	PRDL48/WW/UM	☐	☐☐	☐☐☐	☐☐☐	☐☐☐	48.0#	1183	130
		54 x 16-1/2 x 14-1/2"	PRDL54/WW/UM	☐	☐☐	☐☐☐	☐☐☐	☐☐☐	53.0#	1331	152
		60 x 16-1/2 x 14-1/2"	PRDL60/WW/UM	☐	☐☐	☐☐☐	☐☐☐	☐☐☐	57.0#	1412	158
				Ⓑ	Ⓒ	Ⓓ	Ⓔ	Ⓕ			

HOW TO ORDER

Indicate the following information on order form:
1. Quantity of each item.
2. Model number, including options. See "How To Build a Model Number".
3. Any special service required.

Note: • The ☐ indicates that a choice is required.
• The absence of the ☐ indicates that no choice is required.
• Alpha-numeric characters in place of ☐ indicate that no other alternatives are available.

HOW TO BUILD A MODEL NUMBER

Ⓐ Select basic model.

Ⓑ Select assembly.

F	- Fully Assembled; add $179
U	- Unassembled

Ⓒ Select paint color.
Refer to the **Product Color Options** page in this price list.

Ⓓ Select laminate color.
Refer to the **Product Color Options** page in this price list.

Ⓔ Select lock option.

KA	- Key alike
KS	- Key standard
NLC	- No lock core

Ⓕ Select lock color.
Refer to the **Product Color Options** page in this price list.

INFORMATION
See color page for coordinated plastic or trim color to the paint color.

FINISH INFORMATION

Additional Laminate Offering
Additional laminates beyond KI standard offering, are available with two weeks extended leadtime. To specify additional laminates, use these designators followed by the supplier's color/pattern code:

Formica - LF/supplier's color pattern code
Nevamar - LN/supplier's color pattern code
Wilsonart - LW/supplier's color pattern code

KI's standard laminate finish is the supplier's recommended finish for that color/pattern.
Note: Nonstandard laminates from these suppliers (example: textured laminates) require a Product Modification Request.
Contact customer service for details.

SPECIAL SERVICES

Special Carton Marking

With specially marked information	N/C

Shipping
Ships **knocked down, FOB Manitowoc, WI 54220, freight prepaid.** Freight class 70.

Specifications and prices are subject to change without prior notice.

Universal Storage and Accessories
Overhead Storage

Universal Storage and Accessories
Overhead Storage

	MODEL	W x H x D	MODEL NUMBER: Basic Model	Assembly	Paint Color	Veneer Color	Lock Option	Lock Color	Approx. Packaged Weight	Delivered Pricing	Metallic Paint add to list price
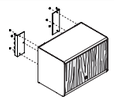 PRDV	**Veneer Door Overhead Cabinet-On-Module (PM)** • On-Module overheads mount into slots in vertical posts. Overheads must be same width as panel mounted to. Does not require 12" tile for mounting. Allows for vertical adjustment in 1" increments • Includes mounting brackets • Steel bottom and top shelf, end panels and front with powder-coated finish • Accepts shelf divider • Door stores recessed with plastic trim handle exposed • Double bit lock is included • shelf depth is 13-1/4"	24 x 16-1/2 x 14-1/2"	PRDV24/WW/PM	☐	☐☐	☐☐☐	☐☐☐	☐☐☐	34.0#	$ 1750	$ 102
		30 x 16-1/2 x 14-1/2"	PRDV30/WW/PM	☐	☐☐	☐☐☐	☐☐☐	☐☐☐	36.0#	1844	111
		36 x 16-1/2 x 14-1/2"	PRDV36/WW/PM	☐	☐☐	☐☐☐	☐☐☐	☐☐☐	44.0#	1921	112
		42 x 16-1/2 x 14-1/2"	PRDV42/WW/PM	☐	☐☐	☐☐☐	☐☐☐	☐☐☐	49.0#	2165	123
		48 x 16-1/2 x 14-1/2"	PRDV48/WW/PM	☐	☐☐	☐☐☐	☐☐☐	☐☐☐	54.0#	2460	130
		54 x 16-1/2 x 14-1/2"	PRDV54/WW/PM	☐	☐☐	☐☐☐	☐☐☐	☐☐☐	60.0#	2687	152
		60 x 16-1/2 x 14-1/2"	PRDV60/WW/PM	☐	☐☐	☐☐☐	☐☐☐	☐☐☐	64.0#	2954	158
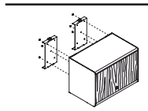 PRDV	**Veneer Door Overhead Cabinet-Off-Module (OM12)** • Off-Module overheads for WireWorks® mount into an integral track in the horizontal rail. Allows shelf to slide along track. Requires 12" tile for mounting (i.e. must be a half or fully segmented panel) • Includes mounting brackets • Steel bottom and top shelf, end panels and front with powder-coated finish • Accepts shelf divider • Door stores recessed with plastic trim handle exposed • Double bit lock is included • shelf depth is 13-1/4"	24 x 16-1/2 x 14-1/2"	PRDV24/WW/OM12	☐	☐☐	☐☐☐	☐☐☐	☐☐☐	34.0#	$ 1857	$ 102
		30 x 16-1/2 x 14-1/2"	PRDV30/WW/OM12	☐	☐☐	☐☐☐	☐☐☐	☐☐☐	36.0#	1950	111
		36 x 16-1/2 x 14-1/2"	PRDV36/WW/OM12	☐	☐☐	☐☐☐	☐☐☐	☐☐☐	44.0#	2025	112
		42 x 16-1/2 x 14-1/2"	PRDV42/WW/OM12	☐	☐☐	☐☐☐	☐☐☐	☐☐☐	49.0#	2270	123
		48 x 16-1/2 x 14-1/2"	PRDV48/WW/OM12	☐	☐☐	☐☐☐	☐☐☐	☐☐☐	54.0#	2567	130
		54 x 16-1/2 x 14-1/2"	PRDV54/WW/OM12	☐	☐☐	☐☐☐	☐☐☐	☐☐☐	60.0#	2798	152
		60 x 16-1/2 x 14-1/2"	PRDV60/WW/OM12	☐	☐☐	☐☐☐	☐☐☐	☐☐☐	64.0#	3057	158
			Ⓐ	Ⓑ	Ⓒ	Ⓓ	Ⓔ	Ⓕ			

HOW TO ORDER

Indicate the following information on order form:
1. Quantity of each item.
2. Model number, including options. See "How To Build a Model Number".
3. Any special service required.

Note: • The ☐ indicates that a choice is required.
• The absence of the ☐ indicates that no choice is required.
• Alpha-numeric characters in place of ☐ indicate that no other alternatives are available.

HOW TO BUILD A MODEL NUMBER

Ⓐ Select basic model.

Ⓑ Select assembly.

F	- Fully Assembled; add $179
U	- Unassembled

Ⓒ Select paint color.
Refer to the **Product Color Options** page in this price list.

Ⓓ Select veneer color.
Refer to the **Product Color Options** page in this price list.

Ⓔ Select lock option.

KA	- Key alike
KS	- Key standard
NLC	- No lock core

Ⓕ Select lock color.
Refer to the **Product Color Options** page in this price list.

INFORMATION

See color page for coordinated plastic or trim color to the paint color.

SPECIAL SERVICES

Special Carton Marking

With specially marked information N/C

Shipping

Ships **knocked down, FOB Manitowoc, WI 54220, freight prepaid.** Freight class 70.

Specifications and prices are subject to change without prior notice.

Universal Storage and Accessories
Overhead Storage

Universal Storage and Accessories
Overhead Storage

	MODEL	W x H x D	MODEL NUMBER: Basic Model	Assembly	Paint Color	Veneer Color	Lock Option	Lock Color	Approx. Packaged Weight	Delivered Pricing	Metallic Paint add to list price
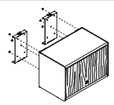 PRDV	**Veneer Door Overhead Cabinet-Off-Module (OM18)** • Off-Module overheads for WireWorks® mount into an integral track in the horizontal rail. Allows shelf to slide along track. Requires 18" tile for mounting (i.e. must be a half or fully segmented panel) • Includes mounting brackets • Steel bottom and top shelf, end panels and front with powder-coated finish • Accepts shelf divider • Door stores recessed with plastic trim handle exposed • Double bit lock is included • shelf depth is 13-1/4"	24 x 16-1/2 x 14-1/2"	PRDV24/WW/OM18	☐	☐☐	☐☐☐	☐☐☐	☐☐☐	34.0#	$ 1857	$ 102
		30 x 16-1/2 x 14-1/2"	PRDV30/WW/OM18	☐	☐☐	☐☐☐	☐☐☐	☐☐☐	36.0#	1950	111
		36 x 16-1/2 x 14-1/2"	PRDV36/WW/OM18	☐	☐☐	☐☐☐	☐☐☐	☐☐☐	44.0#	2025	112
		42 x 16-1/2 x 14-1/2"	PRDV42/WW/OM18	☐	☐☐	☐☐☐	☐☐☐	☐☐☐	49.0#	2270	123
		48 x 16-1/2 x 14-1/2"	PRDV48/WW/OM18	☐	☐☐	☐☐☐	☐☐☐	☐☐☐	54.0#	2567	130
		54 x 16-1/2 x 14-1/2"	PRDV54/WW/OM18	☐	☐☐	☐☐☐	☐☐☐	☐☐☐	60.0#	2798	152
		60 x 16-1/2 x 14-1/2"	PRDV60/WW/OM18	☐	☐☐	☐☐☐	☐☐☐	☐☐☐	64.0#	3057	158
				Ⓑ	Ⓒ	Ⓓ	Ⓔ	Ⓕ			

HOW TO ORDER

Indicate the following information on order form:
1. Quantity of each item.
2. Model number, including options. See "How To Build a Model Number".
3. Any special service required.

Note: • The ☐ indicates that a choice is required.
• The absence of the ☐ indicates that no choice is required.
• Alpha-numeric characters in place of ☐ indicate that no other alternatives are available.

HOW TO BUILD A MODEL NUMBER

Ⓐ Select basic model.

Ⓑ Select assembly.

F	- Fully Assembled; add $179
U	- Unassembled

Ⓒ Select paint color.
Refer to the **Product Color Options** page in this price list.

Ⓓ Select veneer color.
Refer to the **Product Color Options** page in this price list.

Ⓔ Select lock option.

KA	- Key alike
KS	- Key standard
NLC	- No lock core

Ⓕ Select lock color.
Refer to the **Product Color Options** page in this price list.

INFORMATION

See color page for coordinated plastic or trim color to the paint color.

SPECIAL SERVICES

Special Carton Marking

With specially marked information	N/C

Shipping

Ships **knocked down, FOB Manitowoc, WI 54220, freight prepaid.** Freight class 70.

Specifications and prices are subject to change without prior notice.

Universal Storage and Accessories
Overhead Storage

Universal Storage and Accessories
Overhead Storage

	MODEL	W x H x D	MODEL NUMBER: Basic Model	Assembly	Paint Color	Veneer Color	Lock Option	Lock Color	Approx. Packaged Weight	Delivered Pricing	Metallic Paint add to list price
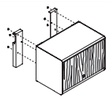 PRDV	**Veneer Door Overhead Cabinet-Load Bar Mount (LB)** • Load Bar mount overheads (LB) for WireWorks® hang from an externally mounted load bar • Load Bar purchased separately • Includes mounting brackets • Steel bottom and top shelf, end panels and front with powder-coated finish • Accepts shelf divider • Door stores recessed with plastic trim handle exposed • Double bit lock is included • shelf depth is 13-1/4”	24 x 16-1/2 x 14-1/2”	PRDV24/WW/LB	☐	☐☐	☐☐☐	☐☐☐	☐☐☐	34.0#	$ 1857	$ 102
		30 x 16-1/2 x 14-1/2”	PRDV30/WW/LB	☐	☐☐	☐☐☐	☐☐☐	☐☐☐	36.0#	1950	111
		36 x 16-1/2 x 14-1/2”	PRDV36/WW/LB	☐	☐☐	☐☐☐	☐☐☐	☐☐☐	44.0#	2025	112
		42 x 16-1/2 x 14-1/2”	PRDV42/WW/LB	☐	☐☐	☐☐☐	☐☐☐	☐☐☐	49.0#	2270	123
		48 x 16-1/2 x 14-1/2”	PRDV48/WW/LB	☐	☐☐	☐☐☐	☐☐☐	☐☐☐	54.0#	2567	130
		54 x 16-1/2 x 14-1/2”	PRDV54/WW/LB	☐	☐☐	☐☐☐	☐☐☐	☐☐☐	60.0#	2798	152
		60 x 16-1/2 x 14-1/2”	PRDV60/WW/LB	☐	☐☐	☐☐☐	☐☐☐	☐☐☐	64.0#	3057	158
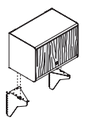 PRDV	**Veneer Door Overhead Cabinet-Upmount** • Upmount brackets position the storage component on a 54” high panel to the same height as on 66” high panels • On a 54” high panel, clearance between the cabinet and worksurface is 20” • On a 48” high panel, clearance between the cabinet and worksurface is 14” • Includes mounting brackets • Steel bottom and top shelf, end panels and front with powder-coated finish • Accepts shelf divider • Door stores recessed with plastic trim handle exposed • Double bit lock is included • shelf depth is 13-1/4”	24 x 16-1/2 x 14-1/2”	PRDV24/WW/UM	☐	☐☐	☐☐☐	☐☐☐	☐☐☐	34.0#	$ 1917	$ 102
		30 x 16-1/2 x 14-1/2”	PRDV30/WW/UM	☐	☐☐	☐☐☐	☐☐☐	☐☐☐	36.0#	2008	111
		36 x 16 1/2 x 14 1/2”	PRDV36/WW/UM	☐	☐☐	☐☐☐	☐☐☐	☐☐☐	44.0#	2082	112
		42 x 16 1/2 x 14 1/2”	PRDV42/WW/UM	☐	☐☐	☐☐☐	☐☐☐	☐☐☐	49.0#	2328	123
		48 x 16 1/2 x 14 1/2”	PRDV48/WW/UM	☐	☐☐	☐☐☐	☐☐☐	☐☐☐	54.0#	2623	130
		54 x 16 1/2 x 14 1/2”	PRDV54/WW/UM	☐	☐☐	☐☐☐	☐☐☐	☐☐☐	60.0#	2852	152
		60 x 16 1/2 x 14 1/2”	PRDV60/WW/UM	☐	☐☐	☐☐☐	☐☐☐	☐☐☐	64.0#	3115	158
				Ⓐ	Ⓑ	Ⓒ	Ⓓ	Ⓔ	Ⓕ		

HOW TO ORDER

Indicate the following information on order form:
1. Quantity of each item.
2. Model number, including options. See “How To Build a Model Number”.
3. Any special service required.

Note: • The ☐ indicates that a choice is required.
- The absence of the ☐ indicates that no choice is required.
- Alpha-numeric characters in place of ☐ indicate that no other alternatives are available.

HOW TO BUILD A MODEL NUMBER

Ⓐ Select basic model.

Ⓑ Select assembly.

F	- Fully Assembled; add $179
U	- Unassembled

Ⓒ Select paint color.
Refer to the **Product Color Options** page in this price list.

Ⓓ Select veneer color.
Refer to the **Product Color Options** page in this price list.

Ⓔ Select lock option.

KA	- Key alike
KS	- Key standard
NLC	- No lock core

Ⓕ Select lock color.
Refer to the **Product Color Options** page in this price list.

INFORMATION

See color page for coordinated plastic or trim color to the paint color.

SPECIAL SERVICES

Special Carton Marking

With specially marked information	N/C

Shipping

Ships **knocked down, FOB Manitowoc, WI 54220, freight prepaid.** Freight class 70.

Specifications and prices are subject to change without prior notice.

Universal Storage and Accessories
Overhead Storage

Universal Storage and Accessories
Overhead Storage

	MODEL	W x H x D	MODEL NUMBER Basic Model	MODEL NUMBER Paint Color	Approx. Packaged Weight	Delivered Pricing	Metallic Paint add to list price
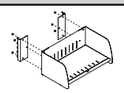 ULSR	**Low Shelf-On-Module** • On-Module shelves (PM) mount into slots in vertical posts. Shelves must be same width as panel mounted to. Does not require a 12" tile for mounting. Allows for vertical adjustment in 1" increments	24 x 10-1/2 x 13-1/4"	ULSR24/WW/PM	☐☐	14.0#	$ 260	$ 102
		30 x 10-1/2 x 13-1/4"	ULSR30/WW/PM	☐☐	16.0#	270	111
		36 x 10-1/2 x 13-1/4"	ULSR36/WW/PM	☐☐	17.0#	284	112
		42 x 10-1/2 x 13-1/4"	ULSR42/WW/PM	☐☐	19.0#	295	123
		48 x 10-1/2 x 13-1/4"	ULSR48/WW/PM	☐☐	20.0#	300	130
		54 x 10-1/2 x 13-1/4"	ULSR54/WW/PM	☐☐	22.0#	315	152
		60 x 10-1/2 x 13-1/4"	ULSR60/WW/PM	☐☐	24.0#	329	158
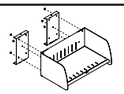 ULSR	**Low Shelf-Off-Module** • Off-Module shelves (OM12) mount into the integral track in the horizontal rail. Allows shelf to slide along track. Requires a 12" tile for mounting (i.e. must be a half or fully segmented panel)	24 x 10-1/2 x 13-1/4"	ULSR24/WW/OM12	☐☐	14.0#	$ 365	$ 102
		30 x 10-1/2 x 13-1/4"	ULSR30/WW/OM12	☐☐	16.0#	377	111
		36 x 10-1/2 x 13-1/4"	ULSR36/WW/OM12	☐☐	17.0#	389	112
		42 x 10-1/2 x 13-1/4"	ULSR42/WW/OM12	☐☐	19.0#	402	123
		48 x 10-1/2 x 13-1/4"	ULSR48/WW/OM12	☐☐	20.0#	406	130
		54 x 10-1/2 x 13-1/4"	ULSR54/WW/OM12	☐☐	22.0#	424	152
		60 x 10-1/2 x 13-1/4"	ULSR60/WW/OM12	☐☐	24.0#	435	158
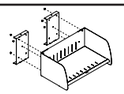 ULSR	**Low Shelf-Off-Module** • Off-Module shelves (OM18) mount into the integral track in the horizontal rail. Allows shelf to slide along track. Requires a 18" tile for mounting (i.e. must be a half or fully segmented panel)	24 x 10-1/2 x 13-1/4"	ULSR24/WW/OM18	☐☐	14.0#	$ 365	$ 102
		30 x 10-1/2 x 13-1/4"	ULSR30/WW/OM18	☐☐	16.0#	377	111
		36 x 10-1/2 x 13-1/4"	ULSR36/WW/OM18	☐☐	17.0#	389	112
		42 x 10-1/2 x 13-1/4"	ULSR42/WW/OM18	☐☐	19.0#	402	123
		48 x 10-1/2 x 13-1/4"	ULSR48/WW/OM18	☐☐	20.0#	406	130
		54 x 10-1/2 x 13-1/4"	ULSR54/WW/OM18	☐☐	22.0#	424	152
		60 x 10-1/2 x 13-1/4"	ULSR60/WW/OM18	☐☐	24.0#	435	158
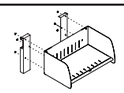 ULSR	**Low Shelf-Load Bar Mount** • Load Bar mount overheads (LB) for WireWorks® hang from an externally mounted load bar • Load Bar purchased separately	24 x 10-1/2 x 13-1/4"	ULSR24/WW/LB	☐☐	14.0#	$ 365	$ 102
		30 x 10-1/2 x 13-1/4"	ULSR30/WW/LB	☐☐	16.0#	377	111
		36 x 10-1/2 x 13-1/4"	ULSR36/WW/LB	☐☐	17.0#	389	112
		42 x 10-1/2 x 13-1/4"	ULSR42/WW/LB	☐☐	19.0#	402	123
		48 x 10-1/2 x 13-1/4"	ULSR48/WW/LB	☐☐	20.0#	406	130
		54 x 10-1/2 x 13-1/4"	ULSR54/WW/LB	☐☐	22.0#	424	152
		60 x 10-1/2 x 13-1/4"	ULSR60/WW/LB	☐☐	24.0#	435	158
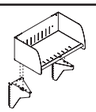 ULSR	**Low Shelf-Upmount** • Upmount brackets position the storage component on a 54" high panel to the same height as on 66" high panels • On a 54" high panel, clearance between the cabinet and worksurface is 20" • On a 48" high panel, clearance between the cabinet and worksurface is 14"	24 x 10-1/2 x 13-1/4"	ULSR24/WW/UM	☐☐	14.0#	$ 424	$ 102
		30 x 10-1/2 x 13-1/4"	ULSR30/WW/UM	☐☐	16.0#	432	111
		36 x 10-1/2 x 13-1/4"	ULSR36/WW/UM	☐☐	17.0#	447	112
		42 x 10-1/2 x 13-1/4"	ULSR42/WW/UM	☐☐	19.0#	461	123
		48 x 10-1/2 x 13-1/4"	ULSR48/WW/UM	☐☐	20.0#	465	130
		54 x 10-1/2 x 13-1/4"	ULSR54/WW/UM	☐☐	22.0#	476	152
		60 x 10-1/2 x 13-1/4"	ULSR60/WW/UM	☐☐	24.0#	497	158
			Ⓐ	Ⓑ			

HOW TO ORDER

Indicate the following information on order form:
1. Quantity of each item.
2. Model number, including options. See "How To Build a Model Number".
3. Any special service required.

Note: • The ☐ indicates that a choice is required.
- The absence of the ☐ indicates that no choice is required.
- Alpha-numeric characters in place of ☐ indicate that no other alternatives are available.

HOW TO BUILD A MODEL NUMBER

Ⓐ Select basic model.

Ⓑ Select paint color.
Refer to the **Product Color Options** page in this price list.

INFORMATION

Includes 10-1/2" high back
Accepts shelf dividers
Shelves shipped assembled

SPECIAL SERVICES

Special Carton Marking

With specially marked information N/C

Shipping

Ships **knocked down, FOB Manitowoc, WI 54220, freight prepaid.** Freight class 70.

Specifications and prices are subject to change without prior notice.

Universal Storage and Accessories
Overhead Storage

Universal Storage and Accessories
Overhead Storage

	MODEL	W x H x D	MODEL NUMBER Basic Model Ⓐ	Paint Color Ⓑ	Approx. Packaged Weight	Delivered Pricing	Metallic Paint add to list price
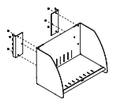 URSR	**Regular Shelf-On-Module** • On-Module shelves mount into slots in vertical posts. Shelves must be same width as panel mounted to. Does not require a 12" tile for mounting. Allows for vertical adjustment in 1" increments	24 x 16-1/2 x 13-1/4"	URSR24/WW/PM	☐☐	19.0#	$ 280	$ 102
		30 x 16-1/2 x 13-1/4"	URSR30/WW/PM	☐☐	20.0#	291	111
		36 x 16-1/2 x 13-1/4"	URSR36/WW/PM	☐☐	22.0#	300	112
		42 x 16-1/2 x 13-1/4"	URSR42/WW/PM	☐☐	23.0#	309	123
		48 x 16-1/2 x 13-1/4"	URSR48/WW/PM	☐☐	25.0#	323	130
		54 x 16-1/2 x 13-1/4"	URSR54/WW/PM	☐☐	27.0#	335	152
		60 x 16-1/2 x 13-1/4"	URSR60/WW/PM	☐☐	28.0#	350	158
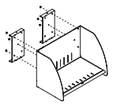 URSR	**Regular Shelf-Off-Module** • Off-Module shelves (OM12) mount into the integral track in the horizontal rail. Allows shelf to slide along track. Requires a 12" tile for mounting (i.e. must be a half or fully segmented panel)	24 x 16-1/2 x 13-1/4"	URSR24/WW/OM12	☐☐	19.0#	$ 386	$ 102
		30 x 16-1/2 x 13-1/4"	URSR30/WW/OM12	☐☐	20.0#	398	111
		36 x 16-1/2 x 13-1/4"	URSR36/WW/OM12	☐☐	22.0#	406	112
		42 x 16-1/2 x 13-1/4"	URSR42/WW/OM12	☐☐	23.0#	420	123
		48 x 16-1/2 x 13-1/4"	URSR48/WW/OM12	☐☐	25.0#	428	130
		54 x 16-1/2 x 13-1/4"	URSR54/WW/OM12	☐☐	27.0#	441	152
		60 x 16-1/2 x 13-1/4"	URSR60/WW/OM12	☐☐	28.0#	458	158
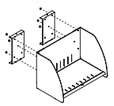 URSR	**Regular Shelf-Off-Module** • Off-Module shelves (OM18) mount into the integral track in the horizontal rail. Allows shelf to slide along track. Requires a 18" tile for mounting (i.e. must be a half or fully segmented panel)	24 x 16-1/2 x 13-1/4"	URSR24/WW/OM18	☐☐	19.0#	$ 386	$ 102
		30 x 16-1/2 x 13-1/4"	URSR30/WW/OM18	☐☐	20.0#	398	111
		36 x 16-1/2 x 13-1/4"	URSR36/WW/OM18	☐☐	22.0#	406	112
		42 x 16-1/2 x 13-1/4"	URSR42/WW/OM18	☐☐	23.0#	420	123
		48 x 16-1/2 x 13-1/4"	URSR48/WW/OM18	☐☐	25.0#	428	130
		54 x 16-1/2 x 13-1/4"	URSR54/WW/OM18	☐☐	27.0#	441	152
		60 x 16-1/2 x 13-1/4"	URSR60/WW/OM18	☐☐	28.0#	458	158
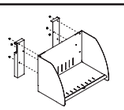 URSR	**Regular Shelf-Load Bar Mount** • Load Bar mount overheads (LB) for WireWorks® hang from an externally mounted load bar • Load Bar purchased separately	24 x 16-1/2 x 13-1/4"	URSR24/WW/LB	☐☐	19.0#	$ 386	$ 102
		30 x 16-1/2 x 13-1/4"	URSR30/WW/LB	☐☐	20.0#	398	111
		36 x 16-1/2 x 13-1/4"	URSR36/WW/LB	☐☐	22.0#	406	112
		42 x 16-1/2 x 13-1/4"	URSR42/WW/LB	☐☐	23.0#	420	123
		48 x 16-1/2 x 13-1/4"	URSR48/WW/LB	☐☐	25.0#	428	130
		54 x 16-1/2 x 13-1/4"	URSR54/WW/LB	☐☐	27.0#	441	152
		60 x 16-1/2 x 13-1/4"	URSR60/WW/LB	☐☐	28.0#	458	158
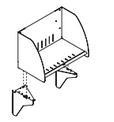 URSR	**Regular Shelf-Upmount** • Upmount brackets position the storage component on a 54" high panel to the same height as on 66" high panels • On a 54" high panel, clearance between the cabinet and worksurface is 20" • On a 48" high panel, clearance between the cabinet and worksurface is 14"	24 x 16-1/2 x 13-1/4"	URSR24/WW/UM	☐☐	19.0#	$ 442	$ 102
		30 x 16-1/2 x 13-1/4"	URSR30/WW/UM	☐☐	20.0#	457	111
		36 x 16-1/2 x 13-1/4"	URSR36/WW/UM	☐☐	22.0#	465	112
		42 x 16-1/2 x 13-1/4"	URSR42/WW/UM	☐☐	23.0#	473	123
		48 x 16-1/2 x 13-1/4"	URSR48/WW/UM	☐☐	25.0#	485	130
		54 x 16-1/2 x 13-1/4"	URSR54/WW/UM	☐☐	27.0#	500	152
		60 x 16-1/2 x 13-1/4"	URSR60/WW/UM	☐☐	28.0#	513	158

HOW TO ORDER

Indicate the following information on order form:
1. Quantity of each item.
2. Model number, including options. See "How To Build a Model Number".
3. Any special service required.

Note: • The ☐ indicates that a choice is required.
- The absence of the ☐ indicates that no choice is required.
- Alpha-numeric characters in place of ☐ indicate that no other alternatives are available.

HOW TO BUILD A MODEL NUMBER

Ⓐ Select basic model.

Ⓑ Select paint color.
Refer to the **Product Color Options** page in this price list.

INFORMATION

Includes full back
Accepts shelf dividers
Shelves shipped assembled

SPECIAL SERVICES

Special Carton Marking

With specially marked information N/C

Shipping

Ships **knocked down, FOB Manitowoc, WI 54220, freight prepaid.** Freight class 70.

Specifications and prices are subject to change without prior notice.

Universal Storage and Accessories
Overhead Accessories

Universal Storage and Accessories
Overhead Accessories

	MODEL	MODEL NUMBER Basic Model	Trim Color	Approx. Packaged Weight	Delivered Pricing
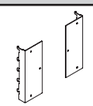 HRDPT	**Universal Overhead On-Module Mounting Bracket** • Sold in pairs / Black only • Mounts into slots in vertical posts • Allows for vertical adjustments in 1" increments • Only necessary to order if changing mounting style	46.0233.SET		1.0#	$ 54
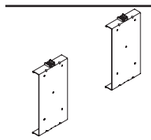 HRDPT	**Universal Overhead Off-Module Mounting Bracket-12" Tiles** • Sold in pairs / Black only • Mounts into integral track in horizontal rail, attaches to 12" high tiles • Allows cabinet or shelf to slide along track • Only necessary to order if changing mounting style	46.0234.SET		1.0#	$ 160
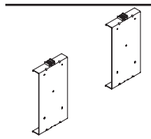 HRDPT	**Universal Overhead Off-Module Mounting Bracket-18" Tiles** • Sold in pairs / Black only • Mounts into integral track in horizontal rail, attaches to 18" high tiles • Allows cabinet or shelf to slide along track • Only necessary to order if changing mounting style	46.1229.SET		1.0#	$ 160
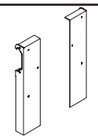 HRDPT	**Load Bar Brackets** • Load Bar mount overheads hang from an externally mounted load bar • Load Bar purchased separately, Sold in pairs	46.2103	☐☐	1.0#	$ 158
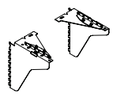 HRDPT	**Upmount Brackets** • Upmount brackets position the storage component on a 54" high panel to the same height as on 66" high panels • Sold in pairs	46.2299	☐☐	1.0#	$ 197
		Ⓐ	Ⓑ		

HOW TO ORDER

Indicate the following information on order form:
1. Quantity of each item.
2. Model number, including options. See "How To Build a Model Number".
3. Any special service required.

Note: • The ☐ indicates that a choice is required.
- The absence of the ☐ indicates that no choice is required.
- Alpha-numeric characters in place of ☐ indicate that no other alternatives are available.

HOW TO BUILD A MODEL NUMBER

Ⓐ Select basic model.

Ⓑ Select trim color.
Refer to the **Product Color Options** page in this price list.

SPECIAL SERVICES

Special Carton Marking

With specially marked information N/C

Shipping

Ships **knocked down, FOB Manitowoc, WI 54220, freight prepaid.** Freight class 70.

Specifications and prices are subject to change without prior notice.

Universal Storage and Accessories
Overhead Accessories

Universal Storage and Accessories
Overhead Accessories

	MODEL	Features	W x H	MODEL NUMBER Basic Model	Trim Color	Mounting	Fabric Color	Approx. Packaged Weight	Delivered Pricing	Delivered Pricing Fabric Grade 1 & C.O.M.	Delivered Pricing Fabric Grade 2	Delivered Pricing Fabric Grade 3 & Pallas Vertical Fabric Grade PV	Delivered Pricing Pallas Vertical Fabric Grade PV1	Delivered Pricing Pallas Vertical Fabric Grade PV2
 HRDPT	**Universal Shelf Dividers** • Steel shelf dividers with powder-coated finish • Fits on all shelves and cabinets		7-1/4 x 11-1/2"	NSD	□□			1.0#	$ 35					
 HRDPT	**Wall Mounted Load Bar** • Supports overhead storage on drywall or other non-panel applications		24"	SWLB.24	□□			5.0#	$ 151					
			30"	SWLB.30	□□			6.0#	161					
			36"	SWLB.36	□□			7.0#	164					
			42"	SWLB.42	□□			8.0#	182					
			48"	SWLB.48	□□			10.0#	187					
			54"	SWLB.54	□□			13.0#	222					
			60"	SWLB.60	□□			12.0#	223					
			66"	SWLB.66	□□			13.0#	226					
			72"	SWLB.72	□□			14.0#	234					
			84"	SWLB.84	□□			17.0#	362					
			96"	SWLB.96	□□			19.0#	381					
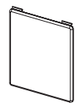 PTBO	**Overhead Tackboard** • Hangs from bottom of flipper door cabinet or shelf • When hanging from Balance® overhead, specify attachment bar BMB (purchase separately) • Includes mounting brackets in black only • Specify 20" high tackboard to cover vertical space between bottom of overhead and top of worksurface, when worksurface is positioned at 29" above finished floor		24 x 12"	PTBO2412	□□	□□□□	□□□□	3.0#	N/A	$ 184	$ 189	$ 192	$ 201	$ 212
			30 x 12"	PTBO3012	□□	□□□□	□□□□	3.0#	N/A	202	205	208	221	231
			36 x 12"	PTBO3612	□□	□□□□	□□□□	3.0#	N/A	223	228	230	236	250
			42 x 12"	PTBO4212	□□	□□□□	□□□□	4.0#	N/A	229	233	236	243	261
			48 x 12"	PTBO4812	□□	□□□□	□□□□	4.0#	N/A	232	236	239	250	265
			54 x 12"	PTBO5412	□□	□□□□	□□□□	4.0#	N/A	265	272	278	286	301
			60 x 12"	PTBO6012	□□	□□□□	□□□□	4.0#	N/A	276	283	285	297	311
			24 x 20"	PTBO2420	□□	□□□□	□□□□	4.0#	N/A	303	311	320	327	346
			30 x 20"	PTBO3020	□□	□□□□	□□□□	5.0#	N/A	325	335	340	351	373
			36 x 20"	PTBO3620	□□	□□□□	□□□□	6.0#	N/A	345	354	364	374	391
			42 x 20"	PTBO4220	□□	□□□□	□□□□	7.0#	N/A	354	365	376	385	404
			48 x 20"	PTBO4820	□□	□□□□	□□□□	8.0#	N/A	421	431	438	453	475
			54 x 20"	PTBO5420	□□	□□□□	□□□□	9.0#	N/A	425	434	443	458	483
			60 x 20"	PTBO6020	□□	□□□□	□□□□	10.0#	N/A	430	438	452	463	487
HRDPT	**P-Series Keys** • Double bit design • Range of 200 different core/key numbers available • Must specify lock number(s) requested when ordering cut key or lock core/key sets	Lock Core/2 Key Set - Satin Chrome		2.KP20522.SC				0.4#	$ 15					
		Lock Core/2 Key Set - Black		2.KP20522				0.4#	15					
		Master Key		2.KP20550				0.2#	11					
		Extractor Key		2.KP20551				0.2#	11					
		Blank Key		2.KP20552				0.2#	3					
		Cut Key		2.KP20557				0.2#	4					
				Ⓐ	Ⓑ	Ⓒ	Ⓓ							

HOW TO ORDER

Indicate the following information on order form:
1. Quantity of each item.
2. Model number, including options. See "How To Build a Model Number".
3. Any special service required.

Note: • The □ indicates that a choice is required.
- The absence of the □ indicates that no choice is required.
- Alpha-numeric characters in place of □ indicate that no other alternatives are available.

HOW TO BUILD A MODEL NUMBER

Ⓐ Select basic model.

Ⓑ Select trim color.
Refer to the **Product Color Options** page in this price list.

Ⓒ Select load bar mounting.

YLBM	- Load bar mounted
NLBM	- Not load bar mounted

Ⓓ Select fabric color.
Refer to **ki.com/fabrics**

INFORMATION

Fabric Disclaimer
Fabric will be applied as swatched by the fabric manufacturer. Fabric that is required to be applied differently than is swatched will need a Product Modification Request written specifying the direction the fabric is to be applied.

SPECIAL SERVICES

Special Carton Marking

With specially marked information	N/C

Shipping
Ships **knocked down, FOB Manitowoc, WI 54220, freight prepaid.** Freight class 70.

Specifications and prices are subject to change without prior notice.

Universal Storage and Accessories
LED Task Lights

Universal Storage and Accessories
LED Task Lights

	MODEL	W	MODEL NUMBER Basic Model	Approx. Packaged Weight	Delivered Pricing
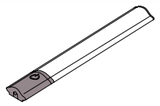 HRDPT	**Single Unit - Overhead LED Task Light** • Attaches to the bottom of overhead storage cabinets or shelving • Task lights are specified by the cabinet width to which they are attached. See "INFORMATION" at bottom of price list page for sizing chart. • Slim profile mounts effortlesly via magnets or screw-in bracket • Attachment hardware included • Touch and hold dimmability with last-state memory • Silver anodized aluminum body/black plastic end caps • 9' power supply • Includes 2 cord managers	12"	LEDTK.12.SGL.GN	1.2#	$ 147
		17"	LEDTK.17.SGL.GN	1.6#	188
		31"	LEDTK.31.SGL.GN	2.1#	230
		44"	LEDTK.44.SGL.GN	2.3#	264
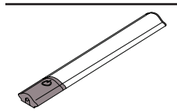 HRDPT	**Starter Unit - Overhead LED Task Light** • Attaches to the bottom of overhead storage cabinets or shelving • Task lights are specified by the cabinet width to which they are attached. See "INFORMATION" below for sizing chart. • Slim profile mounts effortlesly via magnets or screw-in bracket • Attachment hardware included • Touch and hold dimmability with last-state memory • Silver anodized aluminum body/black plastic end caps • Daisy chain with Adder units • 11' power supply • Includes 2 cord managers • Refer to Interlinking Combination table below for optimal performance of daisy chained fixtures	12"	LEDTK.12.DCP.GN	1.2#	$ 192
		17"	LEDTK.17.DCP.GN	1.6#	240
		31"	LEDTK.31.DCP.GN	2.1#	283
		44"	LEDTK.44.DCP.GN	2.3#	321
			Ⓐ		

HOW TO ORDER

Indicate the following information on order form:
1. Quantity of each item.
2. Model number, including options. See "How To Build a Model Number".
3. Any special service required.

Note: • The ☐ indicates that a choice is required.
- The absence of the ☐ indicates that no choice is required.
- Alpha-numeric characters in place of ☐ indicate that no other alternatives are available.

HOW TO BUILD A MODEL NUMBER

Ⓐ Select basic model.

INFORMATION

LED TASK LIGHT CABINET WIDTH

Cabinet Width	Light Width
24"	12" or 17"
30"	17"
36"	17"
42"	31"
48"	31"
54"	44"
60"	44"
66"	44"
72"	44"

INTERLOCKING SPECIFICATIONS

INTERLINKING COMBINATIONS
(DAISY CHAIN)

# of 12"	# of 17"	# of 31"	# of 44"
6	0	0	0
5	1	0	0
5	0	0	0
4	2	0	0
4	1	0	0
4	0	1	0
4	0	0	0
3	2	0	0
3	1	1	0
3	1	0	0
3	0	1	0
3	0	0	1
3	0	0	0
2	3	0	0
2	2	1	0
2	1	1	0
2	0	2	0
2	0	0	1

INTERLOCKING SPECIFICATIONS

INTERLINKING COMBINATIONS (cont.)
(DAISY CHAIN)

# of 12"	# of 17"	# of 31"	# of 44"
1	4	0	0
1	3	0	0
1	2	1	0
1	2	0	1
1	1	1	0
1	1	0	1
0	4	0	0
0	3	1	0
0	3	0	0
0	2	1	0
0	2	0	1
0	1	2	0
0	1	1	1
0	1	0	1
0	0	3	0
0	0	2	0
0	0	1	1
0	0	0	2

SPECIAL SERVICES

Special Carton Marking

With specially marked information N/C

Shipping

Ships **knocked down, FOB Manitowoc, WI 54220, freight prepaid.** Freight class 70.

Specifications and prices are subject to change without prior notice.

Universal Storage and Accessories
LED Task Lights

Universal Storage and Accessories
LED Task Lights

	MODEL	W	MODEL NUMBER Basic Model	Approx. Packaged Weight	Delivered Pricing
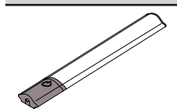 HRDPT	**Adder Unit - Overhead LED Task Light** • Attaches to the bottom of overhead storage cabinets or shelving • Task lights are specified by the cabinet width to which they are attached. See "INFORMATION" below for sizing chart. • Slim profile mounts effortlesly via magnets or screw-in bracket • Attachment hardware included • Touch and hold dimmability with last-state memory • Silver anodized aluminum body/black plastic end caps • Daisy chain with Starter units • 18' jumper cord and connect to starter unit • Includes 2 cord managers • Does not inlcude power supply; must purchase starter unit with power supply • Controlled by the on/off/dimmer of the starter unit • Refer to Interlinking Combination table below for optimal performance of daisy chained fixtures	12" 17" 31" 44"	LEDTK.12.DCA.GN LEDTK.17.DCA.GN LEDTK.31.DCA.GN LEDTK.44.DCA.GN	1.2# 1.6# 2.1# 2.3#	$ 95 109 152 188
			Ⓐ		

HOW TO ORDER

Indicate the following information on order form:
1. Quantity of each item.
2. Model number, including options. See "How To Build a Model Number".
3. Any special service required.

Note: • The ☐ indicates that a choice is required.
- The absence of the ☐ indicates that no choice is required.
- Alpha-numeric characters in place of ☐ indicate that no other alternatives are available.

HOW TO BUILD A MODEL NUMBER

Ⓐ Select basic model.

INFORMATION

LED TASK LIGHT CABINET WIDTH

Cabinet Width	Light Width
24"	12" or 17"
30"	17"
36"	17"
42"	31"
48"	31"
54"	44"
60"	44"
66"	44"
72"	44"

INTERLOCKING SPECIFICATIONS

INTERLINKING COMBINATIONS
(DAISY CHAIN)

# of 12"	# of 17"	# of 31"	# of 44"
6	0	0	0
5	1	0	0
5	0	0	0
4	2	0	0
4	1	0	0
4	0	1	0
4	0	0	0
3	2	0	0
3	1	1	0
3	1	0	0
3	0	1	0
3	0	0	1
3	0	0	0
2	3	0	0
2	2	1	0
2	1	1	0
2	0	2	0
2	0	0	1

INTERLOCKING SPECIFICATIONS

INTERLINKING COMBINATIONS (cont.)
(DAISY CHAIN)

# of 12"	# of 17"	# of 31"	# of 44"
1	4	0	0
1	3	0	0
1	2	1	0
1	2	0	1
1	1	1	0
1	1	0	1
0	4	0	0
0	3	1	0
0	3	0	0
0	2	1	0
0	2	0	1
0	1	2	0
0	1	1	1
0	1	0	1
0	0	3	0
0	0	2	0
0	0	1	1
0	0	0	2

SPECIAL SERVICES

Special Carton Marking

With specially marked information N/C

Shipping

Ships **knocked down, FOB Manitowoc, WI 54220, freight prepaid.** Freight class 70.

Specifications and prices are subject to change without prior notice.

Balance® Storage and Accessories
General Information



Solid Overhead (BLCS)



Fabric Overhead (BLCF)



Laminate Overhead (BLCL)

Features			
Cabinet available in 24 colors	•	•	•
Painted lower door available in 24 colors	•	•	•
Translucent upper door	•		
Fabric upper door		•	
Laminate upper door			•
Fully assembled	•	•	•
Task light	•	•	•
Hanging tackboard	•	•	•
Hanging tool rail	•	•	•
Also available on:			
System 3000® panel system	•	•	•
Genius®	•	•	•
WorkZone®	•	•	•
True® Desking	•	•	•

SPECIFICATIONS

Cabinet Construction
The overhead cabinet shall be assembled complete and powder-coated in widths of 30", 36", 42", 48", 54" and 60". The overall dimensions of the end panels shall be 17" high and 16-1/2" deep. The shelf depth shall be 13-1/2". Inside height shall allow for oversize binders, such as Folscap and A4, to be stored vertically. The cabinet top, bottom, and shelf shall be fabricated from 18-gauge steel. Side panels shall be fabricated from 14-gauge steel and attached via resistance welding. Cabinet top, bottom, and shelf shall contain reinforcements fabricated from 18-gauge steel and attached via resistance welding. Pins for door and shroud attachement shall be fabricated from 3/8" diameter steel and attached via resistance welding. Shroud will be black only. All accessible or visible edges shall be smooth and rounded.

Door Construction
The upper door shall be available in colored or translucent extruded rigid polypropylene with spattercoat finish, fabric or laminate applied. The overall door thickness shall be 3/8" with a .075 wall thickness. The door shall be capped with polycarbonate endcaps and attached to the case with polycarbonate arms. A center lock mechanism will be utilized between the upper and lower doors for security. The lower door shall be an aluminum extrusion with a powder-coat finish. The lower door shall have a .075 thickness and be ergonomic in design. The door shall be capped and attached to the case with polycarbonate arms.

Door Operation
The overhead cabinet doors shall be effortlessly operated from either a seated or standing position through use of the upper door or lower door. The upper door and lower door shall be synchronized in motion through the use of two 10-guage linkages. The doors shall be assisted with two extension springs and require less than 5 pounds of force to operate. Either door shall be opened or closed with a closed fist. The upper door shall open over the outside of case.

Cabinet Installation
The overhead cabinet shall include separate mounting brackets that allow for assembly to panels or desk systems. The brackets shall be attached to the back of the overhead via a hook and groove system and two screw fasteners. The hook and groove system shall allow the installer to assemble brackets to a panel before attaching to overhead. The desk supports shall attach to the bottom of overhead via four screw fasteners.

Task Lights
Task lights shall be available which suspend from the underside of the cabinet. The task light shall mount flush with the underside of the overhead cabinet via two cantilever brackets. Task light shall be offered fully assembled in black only. The task light shall have an 8' long cord with three-prong grounded plug, and be available in three versions; standard high-power factor ballast, variable (high/low) high-power factor ballast, and electronic ballast. All three options shall include a cool white lamp. Chords shall be routed into and through wire trough located at rear underside of cabinet shelf. Installation and removal shall be accomplished without the use of tools or fasteners.

Shelf Dividers
Shelf dividers shall be powder-coated, 18-gauge steel and offered in the same color as the overhead case. Installation and removal shall be accomplished without the use of tools or fasteners.

Tackboard/Tool Rail Mounting Bar
A powder-coated, 14-gauge bracket shall be available for the attachment of a hanging tool rail or tackboard to the underside of the overhead. The bracket shall be specified in the same widths as the overhead and is offered in the same colors as the overhead case.

Overhead Hanging Tackboard
Tackboards shall be available in 12" height and in 24", 30", 36", 42", 48", 54", and 60" widths. The tackboard shall be constructed of 3/4" industrial insulation board covered with fabric. The mounting brackets shall be steel powder-coated and attached to the coreboard with T-nuts and machine screws. Fabric shall be attached to the coreboard with staples. A mounting bracket bar is required to attach the tackboard to the overhead cabinet.

INFORMATION

C.O.M. Testing and Production Requirements
Not all materials are suitable for upholstering this product. A 1 yd. x 54" sample must be submitted and approved prior to acceptance of an order. If the fabric is directional in pattern or weave, the direction must be indicated on the submitted sample, and additional yardage may be requested.

Test samples must be sent to:
KI
Attn: C.O.M. Specialist
1330 Bellevue Street
Green Bay, WI 54302

INFORMATION

Warranty
Refer to KI Terms & Conditions document or visit ki.com

Balance® Storage and Accessories
Overhead Storage

Balance® Storage and Accessories
Overhead Storage

	MODEL	W x H x D	MODEL NUMBER: Basic Model	Cabinet Paint Color (B)	Upper Door Solid Color (C)	Lock Option (D)	Lock Color (E)	Approx. Packaged Weight	Delivered Pricing
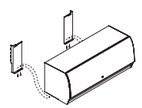 BOH	**Balance® Overhead Cabinet-Solid Color Upper Door-On Module (PM)** • Colored or translucent extruded polypropylene door • On-Module overheads mount into slots in vertical posts. Overheads must be same width as panel mounted to. Allows for vertical adjustment in 1" increments	30 x 17 x 19-1/4"	BLCS30/WW/PM	□□□	□□□	□□□	□□□	46.0#	$ 1243
		36 x 17 x 19-1/4"	BLCS36/WW/PM	□□□	□□□	□□□	□□□	52.0#	1323
		42 x 17 x 19-1/4"	BLCS42/WW/PM	□□□	□□□	□□□	□□□	58.0#	1393
		48 x 17 x 19-1/4"	BLCS48/WW/PM	□□□	□□□	□□□	□□□	64.0#	1441
		54 x 17 x 19-1/4"	BLCS54/WW/PM	□□□	□□□	□□□	□□□	70.0#	1548
		60 x 17 x 19-1/4"	BLCS60/WW/PM	□□□	□□□	□□□	□□□	78.0#	1606
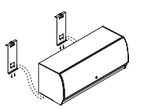 BOH	**Balance® Overhead Cabinet-Solid Color Upper Door-Off-Module (OM12)** • Colored or translucent extruded polypropylene door • Off-Module overheads mount into an integral track in the horizontal rail. Allows unit to slide along track. Requires 12" tile for mounting (i.e. must be a half or fully segmented panel)	30 x 17 x 19-1/4"	BLCS30/WW/OM12	□□□	□□□	□□□	□□□	46.0#	$ 1306
		36 x 17 x 19-1/4"	BLCS36/WW/OM12	□□□	□□□	□□□	□□□	52.0#	1387
		42 x 17 x 19-1/4"	BLCS42/WW/OM12	□□□	□□□	□□□	□□□	58.0#	1453
		48 x 17 x 19-1/4"	BLCS48/WW/OM12	□□□	□□□	□□□	□□□	64.0#	1501
		54 x 17 x 19-1/4"	BLCS54/WW/OM12	□□□	□□□	□□□	□□□	70.0#	1610
		60 x 17 x 19-1/4"	BLCS60/WW/OM12	□□□	□□□	□□□	□□□	78.0#	1670
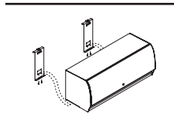 BOH	**Balance® Overhead Cabinet-Solid Color Upper Door-Off-Module (OM18)** • Colored or translucent extruded polypropylene door • Off-Module overheads mount into an integral track in the horizontal rail. Allows unit to slide along track. Requires 18" tile for mounting (i.e. must be a half or fully segmented panel)	30 x 17 x 19-1/4"	BLCS30/WW/OM18	□□□	□□□	□□□	□□□	46.0#	$ 1306
		36 x 17 x 19-1/4"	BLCS36/WW/OM18	□□□	□□□	□□□	□□□	52.0#	1387
		42 x 17 x 19-1/4"	BLCS42/WW/OM18	□□□	□□□	□□□	□□□	58.0#	1453
		48 x 17 x 19-1/4"	BLCS48/WW/OM18	□□□	□□□	□□□	□□□	64.0#	1501
		54 x 17 x 19-1/4"	BLCS54/WW/OM18	□□□	□□□	□□□	□□□	70.0#	1610
		60 x 17 x 19-1/4"	BLCS60/WW/OM18	□□□	□□□	□□□	□□□	78.0#	1670
				Ⓑ	Ⓒ	Ⓓ	Ⓔ		

HOW TO ORDER

Indicate the following information on order form:
1. Quantity of each item.
2. Model number, including options. See "How To Build a Model Number".
3. Any special service required.

Note: • The □ indicates that a choice is required.
- The absence of the □ indicates that no choice is required.
- Alpha-numeric characters in place of □ indicate that no other alternatives are available.

HOW TO BUILD A MODEL NUMBER

Ⓐ Select basic model.

Ⓑ Select cabinet paint color.
Refer to the **Product Color Options** page in this price list.

Ⓒ Select upper door color.
Refer to the **Product Color Options** page in this price list.

Ⓓ Select lock option.

KA	- Key alike
KS	- Key standard
NLC	- No lock core

Ⓔ Select lock color.
Refer to the **Product Color Options** page in this price list.

INFORMATION

Painted cabinet and lower door
Shelf dividers available separately
Cabinet is fully assembled
Door stores above top of cabinet
Will accept hanging tool rail and tackboards
(Attachment bar ordered separately)

SPECIAL SERVICES

Special Carton Marking

With specially marked information N/C

Shipping

Ships **assembled, FOB Manitowoc, WI 54220, freight prepaid.** Freight class 77.5.

Specifications and prices are subject to change without prior notice.

Balance® Storage and Accessories
Overhead Storage

Balance® Storage and Accessories
Overhead Storage

	MODEL	W x H x D	MODEL NUMBER: Basic Model	Cabinet Paint Color	Upper Door Solid Color	Lock Option	Lock Color	Approx. Packaged Weight	Delivered Pricing
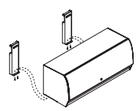 BOH	**Balance® Overhead Cabinet-Solid Color Upper Door-Load Bar Mount** • Colored or translucent extruded polypropylene door • Load Bar Mount overheads hang from an externally mounted load bar • Load Bar purchased separately	30 x 17 x 19-1/4"	BLCS30/WW/LB	□□□	□□□	□□□	□□□	46.0#	$ 1437
		36 x 17 x 19-1/4"	BLCS36/WW/LB	□□□	□□□	□□□	□□□	52.0#	1519
		42 x 17 x 19-1/4"	BLCS42/WW/LB	□□□	□□□	□□□	□□□	58.0#	1583
		48 x 17 x 19-1/4"	BLCS48/WW/LB	□□□	□□□	□□□	□□□	64.0#	1632
		54 x 17 x 19-1/4"	BLCS54/WW/LB	□□□	□□□	□□□	□□□	70.0#	1739
		60 x 17 x 19-1/4"	BLCS60/WW/LB	□□□	□□□	□□□	□□□	78.0#	1798
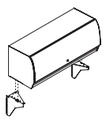 BOH	**Balance® Overhead Cabinet-Solid Color Upper Door-Load Bar-Upmount** • Colored or translucent extruded polypropylene door • Upmount brackets position the storage component on a 54" high panel to the same height as on 66" high panels • On a 54" high panel, clearance between the cabinet and worksurface is 20" • On a 48" high panel, clearance between the cabinet and worksurface is 14"	30 x 17 x 19-1/4"	BLCS30/WW/UM	□□□	□□□	□□□	□□□	46.0#	$ 1344
		36 x 17 x 19-1/4"	BLCS36/WW/UM	□□□	□□□	□□□	□□□	52.0#	1424
		42 x 17 x 19-1/4"	BLCS42/WW/UM	□□□	□□□	□□□	□□□	58.0#	1493
		48 x 17 x 19-1/4"	BLCS48/WW/UM	□□□	□□□	□□□	□□□	64.0#	1541
		54 x 17 x 19-1/4"	BLCS54/WW/UM	□□□	□□□	□□□	□□□	70.0#	1646
		60 x 17 x 19-1/4"	BLCS60/WW/UM	□□□	□□□	□□□	□□□	78.0#	1710
				Ⓑ	Ⓒ	Ⓓ	Ⓔ		

HOW TO ORDER

Indicate the following information on order form:
1. Quantity of each item.
2. Model number, including options. See "How To Build a Model Number".
3. Any special service required.

Note: • The □ indicates that a choice is required.
- The absence of the □ indicates that no choice is required.
- Alpha-numeric characters in place of □ indicate that no other alternatives are available.

HOW TO BUILD A MODEL NUMBER

Ⓐ Select basic model.

Ⓑ Select cabinet paint color.
Refer to the **Product Color Options** page in this price list.

Ⓒ Select upper door color.
Refer to the **Product Color Options** page in this price list.

Ⓓ Select lock option.

KA	- Key alike
KS	- Key standard
NLC	- No lock core

Ⓔ Select lock color.
Refer to the **Product Color Options** page in this price list.

INFORMATION

Painted cabinet and lower door
Shelf dividers available separately
Cabinet is fully assembled
Door stores above top of cabinet
Will accept hanging tool rail and tackboards
(Attachment bar ordered separately)

SPECIAL SERVICES

Special Carton Marking

With specially marked information N/C

Shipping

Ships **assembled, FOB Manitowoc, WI 54220, freight prepaid.** Freight class 77.5.

Specifications and prices are subject to change without prior notice.

Balance® Storage and Accessories
Overhead Storage

Balance® Storage and Accessories
Overhead Storage

	MODEL	W x H x D	MODEL NUMBER: Basic Model	Cabinet Paint Color (A)	Fabric Color (B)	Lock Option (C)	Lock Color (D)	Approx. Packaged Weight	Delivered Pricing Fabric Grade 1 & C.O.M.	Delivered Pricing Fabric Grade 2	Delivered Pricing Fabric Grade 3 & Pallas Vertical Fabric Grade PV	Delivered Pricing Pallas Vertical Fabric Grade PV1	Delivered Pricing Pallas Vertical Fabric Grade PV2
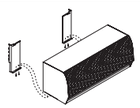 BOH	**Balance® Overhead Cabinet-Fabric Upper Door-On-Module** • On-Module overheads (PM) mount into slots in vertical posts. Overheads must be same width as panel mounted to. Allows for vertical adjustment in 1" increments.	30 x 17 x 19-1/4"	BLCF30/WW/PM	□□□	□□□□	□□□	□□□	46.0#	$ 1342	$ 1354	$ 1370	$ 1370	$ 1376
		36 x 17 x 19-1/4"	BLCF36/WW/PM	□□□	□□□□	□□□	□□□	52.0#	1429	1442	1460	1460	1466
		42 x 17 x 19-1/4"	BLCF42/WW/PM	□□□	□□□□	□□□	□□□	58.0#	1501	1518	1533	1533	1540
		48 x 17 x 19-1/4"	BLCF48/WW/PM	□□□	□□□□	□□□	□□□	64.0#	1557	1570	1584	1584	1591
		54 x 17 x 19-1/4"	BLCF54/WW/PM	□□□	□□□□	□□□	□□□	70.0#	1671	1685	1706	1706	1714
		60 x 17 x 19-1/4"	BLCF60/WW/PM	□□□	□□□□	□□□	□□□	78.0#	1736	1750	1773	1773	1780
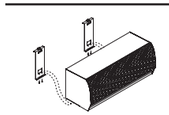 BOH	**Balance® Overhead Cabinet-Fabric Upper Door-Off-Module** • Off-Module overheads (OM12) for WireWorks® mount into an integral track in the horizontal rail. Allows unit to slide along track. Requires a 12" tile for mounting (i.e. must be a half or fully segmented panel)	30 x 17 x 19-1/4"	BLCF30/WW/OM12	□□□	□□□□	□□□	□□□	46.0#	$ 1406	$ 1418	$ 1436	$ 1436	$ 1440
		36 x 17 x 19-1/4"	BLCF36/WW/OM12	□□□	□□□□	□□□	□□□	52.0#	1490	1503	1522	1522	1527
		42 x 17 x 19-1/4"	BLCF42/WW/OM12	□□□	□□□□	□□□	□□□	58.0#	1565	1576	1592	1592	1603
		48 x 17 x 19-1/4"	BLCF48/WW/OM12	□□□	□□□□	□□□	□□□	64.0#	1617	1629	1646	1646	1655
		54 x 17 x 19-1/4"	BLCF54/WW/OM12	□□□	□□□□	□□□	□□□	70.0#	1735	1750	1766	1766	1780
		60 x 17 x 19-1/4"	BLCF60/WW/OM12	□□□	□□□□	□□□	□□□	78.0#	1794	1808	1828	1828	1836
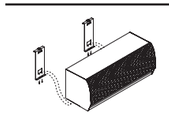 BOH	**Balance® Overhead Cabinet-Fabric Upper Door-Off-Module** • Off-Module overheads (OM18) for WireWorks® mount into an integral track in the horizontal rail. Allows unit to slide along track. Requires a 18" tile for mounting (i.e. must be a half or fully segmented panel)	30 x 17 x 19-1/4"	BLCF30/WW/OM18	□□□	□□□□	□□□	□□□	46.0#	$ 1406	$ 1418	$ 1436	$ 1436	$ 1440
		36 x 17 x 19-1/4"	BLCF36/WW/OM18	□□□	□□□□	□□□	□□□	52.0#	1490	1503	1522	1522	1527
		42 x 17 x 19-1/4"	BLCF42/WW/OM18	□□□	□□□□	□□□	□□□	58.0#	1565	1576	1592	1592	1603
		48 x 17 x 19-1/4"	BLCF48/WW/OM18	□□□	□□□□	□□□	□□□	64.0#	1617	1629	1646	1646	1655
		54 x 17 x 19-1/4"	BLCF54/WW/OM18	□□□	□□□□	□□□	□□□	70.0#	1735	1750	1766	1766	1780
		60 x 17 x 19-1/4"	BLCF60/WW/OM18	□□□	□□□□	□□□	□□□	78.0#	1794	1808	1828	1828	1836

Ⓐ Ⓑ Ⓒ Ⓓ Ⓔ

HOW TO ORDER

Indicate the following information on order form:
1. Quantity of each item.
2. Model number, including options. See "How To Build a Model Number".
3. Any special service required.

Note: • The □ indicates that a choice is required.
- The absence of the □ indicates that no choice is required.
- Alpha-numeric characters in place of □ indicate that no other alternatives are available.

HOW TO BUILD A MODEL NUMBER

Ⓐ Select basic model.

Ⓑ Select cabinet paint color.
Refer to the **Product Color Options** page in this price list.

Ⓒ Select upper door color.
Refer to **ki.com/fabrics**

Ⓓ Select lock option.

KA	- Key alike
KS	- Key standard
NLC	- No lock core

Ⓔ Select lock color.
Refer to the **Product Color Options** page in this price list.

INFORMATION

Painted cabinet and lower door
Shelf dividers available separately
Cabinet is fully assembled
Door stores above top of cabinet
Will accept hanging tool rail and tackboards
(Attachment bar ordered separately)

INFORMATION

Fabric Disclaimer
Fabric will be applied as swatched by the fabric manufacturer. Fabric that is required to be applied differently than is swatched will need a Product Modification Request written specifying the direction the fabric is to be applied.

SPECIAL SERVICES

Special Carton Marking

With specially marked information	N/C

Shipping
Ships **assembled, FOB Manitowoc, WI 54220, freight prepaid.** Freight class 77.5.

Specifications and prices are subject to change without prior notice.

Balance® Storage and Accessories
Overhead Storage

KI

Balance® Storage and Accessories
Overhead Storage

	MODEL	W x H x D	MODEL NUMBER Basic Model	Cabinet Paint Color	Fabric Color	Lock Option	Lock Color	Approx. Packaged Weight	Delivered Pricing Fabric Grade 1 & C.O.M.	Delivered Pricing Fabric Grade 2	Delivered Pricing Fabric Grade 3 & Pallas Vertical Fabric Grade PV	Delivered Pricing Pallas Vertical Fabric Grade PV1	Delivered Pricing Pallas Vertical Fabric Grade PV2
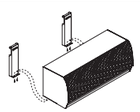	**Balance® Overhead Cabinet-Fabric Upper Door-Load Bar Mount** • Load Bar Mount overheads (LB) for WireWorks® hang from an externally mounted load bar • Load Bar purchased separately	30 x 17 x 19-1/4"	BLCF30/WW/LB	□□□	□□□□	□□□	□□□	46.0#	$ 1533	$ 1545	$ 1562	$ 1562	$ 1568
		36 x 17 x 19-1/4"	BLCF36/WW/LB	□□□	□□□□	□□□	□□□	52.0#	1624	1634	1654	1654	1659
		42 x 17 x 19-1/4"	BLCF42/WW/LB	□□□	□□□□	□□□	□□□	58.0#	1695	1710	1728	1728	1735
		48 x 17 x 19-1/4"	BLCF48/WW/LB	□□□	□□□□	□□□	□□□	64.0#	1742	1757	1780	1780	1788
		54 x 17 x 19-1/4"	BLCF54/WW/LB	□□□	□□□□	□□□	□□□	70.0#	1862	1877	1893	1893	1910
BOH		60 x 17 x 19-1/4"	BLCF60/WW/LB	□□□	□□□□	□□□	□□□	78.0#	1926	1941	1962	1962	1971
	**Balance® Overhead Cabinet-Fabric Upper Door-Upmount** • Upmount brackets position the storage component on a 54" high panel to the same height as on 66" high panels • On a 54" high panel, clearance between the cabinet and worksurface is 20" • On a 48" high panel, clearance between the cabinet and worksurface is 14"	30 x 17 x 19-1/4"	BLCF30/WW/UM	□□□	□□□□	□□□	□□□	46.0#	$ 1445	$ 1455	$ 1475	$ 1475	$ 1479
		36 x 17 x 19-1/4"	BLCF36/WW/UM	□□□	□□□□	□□□	□□□	52.0#	1529	1542	1562	1562	1568
		42 x 17 x 19-1/4"	BLCF42/WW/UM	□□□	□□□□	□□□	□□□	58.0#	1605	1617	1634	1634	1641
		48 x 17 x 19-1/4"	BLCF48/WW/UM	□□□	□□□□	□□□	□□□	64.0#	1655	1671	1686	1686	1695
		54 x 17 x 19-1/4"	BLCF54/WW/UM	□□□	□□□□	□□□	□□□	70.0#	1775	1790	1807	1807	1817
BOH		60 x 17 x 19-1/4"	BLCF60/WW/UM	□□□	□□□□	□□□	□□□	78.0#	1832	1852	1870	1870	1877
				Ⓐ	Ⓑ	Ⓒ	Ⓓ	Ⓔ					

HOW TO ORDER

Indicate the following information on order form:
1. Quantity of each item.
2. Model number, including options. See "How To Build a Model Number".
3. Any special service required.

Note: • The □ indicates that a choice is required.
- The absence of the □ indicates that no choice is required.
- Alpha-numeric characters in place of □ indicate that no other alternatives are available.

HOW TO BUILD A MODEL NUMBER

Ⓐ Select basic model.

Ⓑ Select cabinet paint color.
Refer to the **Product Color Options** page in this price list.

Ⓒ Select upper door color.
Refer to **ki.com/fabrics**

Ⓓ Select lock option.

KA	- Key alike
KS	- Key standard
NLC	- No lock core

Ⓔ Select lock color.
Refer to the **Product Color Options** page in this price list.

INFORMATION

Painted cabinet and lower door
Shelf dividers available separately
Cabinet is fully assembled
Door stores above top of cabinet
Will accept hanging tool rail and tackboards
(Attachment bar ordered separately)

SPECIAL SERVICES

Special Carton Marking

With specially marked information N/C

Shipping

Ships **assembled, FOB Manitowoc, WI 54220, freight prepaid.** Freight class 77.5.

Specifications and prices are subject to change without prior notice.

Balance® Storage and Accessories
Overhead Storage

Balance® Storage and Accessories
Overhead Storage

	MODEL	W x H x D	MODEL NUMBER: Basic Model	Cabinet Paint Color (A)	Laminate Color (B)	Laminate Door Edge Color (C)	Lock Option (D)	Lock Color (E)	Approx. Packaged Weight	Delivered Pricing
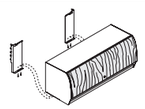 BOH	**Balance® Overhead Cabinet-Laminate Upper Door-On-Module** • On-Module overheads (PM) mount into slots in vertical posts. Overheads must be same width as panel mounted to. Allows for vertical adjustment in one-inch increments	30 x 17 x 19-1/4"	BLCL30/WW/PM	□□□	□□□	□□□	□□□	□□□	46.0#	$ 1524
		36 x 17 x 19-1/4"	BLCL36/WW/PM	□□□	□□□	□□□	□□□	□□□	52.0#	1570
		42 x 17 x 19-1/4"	BLCL42/WW/PM	□□□	□□□	□□□	□□□	□□□	58.0#	1674
		48 x 17 x 19-1/4"	BLCL48/WW/PM	□□□	□□□	□□□	□□□	□□□	64.0#	1790
		54 x 17 x 19-1/4"	BLCL54/WW/PM	□□□	□□□	□□□	□□□	□□□	70.0#	1968
		60 x 17 x 19-1/4"	BLCL60/WW/PM	□□□	□□□	□□□	□□□	□□□	78.0#	2015
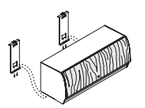 BOH	**Balance® Overhead Cabinet-Laminate Upper Door-Off-Module** • Off-Module overheads (OM12) for WireWorks® mount into an integral track in the horizontal rail. Allows unit to slide along track. Requires a 12" tile for mounting (i.e. must be a half or fully segmented panel)	30 x 17 x 19-1/4"	BLCL30/WW/OM12	□□□	□□□	□□□	□□□	□□□	46.0#	$ 1587
		36 x 17 x 19-1/4"	BLCL36/WW/OM12	□□□	□□□	□□□	□□□	□□□	52.0#	1632
		42 x 17 x 19-1/4"	BLCL42/WW/OM12	□□□	□□□	□□□	□□□	□□□	58.0#	1737
		48 x 17 x 19-1/4"	BLCL48/WW/OM12	□□□	□□□	□□□	□□□	□□□	64.0#	1857
		54 x 17 x 19-1/4"	BLCL54/WW/OM12	□□□	□□□	□□□	□□□	□□□	70.0#	2034
		60 x 17 x 19-1/4"	BLCL60/WW/OM12	□□□	□□□	□□□	□□□	□□□	78.0#	2080
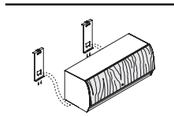 BOH	**Balance® Overhead Cabinet-Laminate Upper Door-Off-Module** • Off-Module overheads (OM18) for WireWorks® mount into an integral track in the horizontal rail. Allows unit to slide along track. Requires a 18" tile for mounting (i.e. must be a half or fully segmented panel)	30 x 17 x 19-1/4"	BLCL30/WW/OM18	□□□	□□□	□□□	□□□	□□□	46.0#	$ 1587
		36 x 17 x 19-1/4"	BLCL36/WW/OM18	□□□	□□□	□□□	□□□	□□□	52.0#	1632
		42 x 17 x 19-1/4"	BLCL42/WW/OM18	□□□	□□□	□□□	□□□	□□□	58.0#	1737
		48 x 17 x 19-1/4"	BLCL48/WW/OM18	□□□	□□□	□□□	□□□	□□□	64.0#	1857
		54 x 17 x 19-1/4"	BLCL54/WW/OM18	□□□	□□□	□□□	□□□	□□□	70.0#	2034
		60 x 17 x 19-1/4"	BLCL60/WW/OM18	□□□	□□□	□□□	□□□	□□□	78.0#	2080
				Ⓐ	Ⓑ	Ⓒ	Ⓓ	Ⓔ	Ⓕ	

HOW TO ORDER

Indicate the following information on order form:
1. Quantity of each item.
2. Model number, including options. See "How To Build a Model Number".
3. Any special service required.

Note: • The □ indicates that a choice is required.
• The absence of the □ indicates that no choice is required.
• Alpha-numeric characters in place of □ indicate that no other alternatives are available.

HOW TO BUILD A MODEL NUMBER

Ⓐ Select basic model.

Ⓑ Select cabinet paint color.
Refer to the **Product Color Options** page in this price list.

Ⓒ Select upper door laminate color.
Refer to the **Product Color Options** page in this price list.

Ⓓ Select laminate door edge color.
Refer to the **Product Color Options** page in this price list.

Ⓔ Select lock option.

KA	- Key alike
KS	- Key standard
NLC	- No lock core

Ⓕ Select lock color.
Refer to the **Product Color Options** page in this price list.

INFORMATION

Painted cabinet and lower door
Shelf dividers available separately
Cabinet is fully assembled
Door stores above top of cabinet
Will accept hanging tool rail and tackboards
(Attachment bar ordered separately)

FINISH INFORMATION

Additional Laminate Offering
Additional laminates beyond KI standard offering, are available with two weeks extended leadtime. To specify additional laminates, use these designators followed by the supplier's color/pattern code:

Formica - LF/supplier's color pattern code
Nevamar - LN/supplier's color pattern code
Wilsonart - LW/supplier's color pattern code

KI's standard laminate finish is the supplier's recommended finish for that color/pattern.
Note: Nonstandard laminates from these suppliers (example: textured laminates) require a Product Modification Request.
Contact customer service for details.

SPECIAL SERVICES

Special Carton Marking

With specially marked information	N/C

Shipping
Ships **assembled, FOB Manitowoc, WI 54220, freight prepaid.** Freight class 77.5.

Specifications and prices are subject to change without prior notice.

Balance® Storage and Accessories
Overhead Storage

Balance® Storage and Accessories
Overhead Storage

	MODEL	W x H x D	MODEL NUMBER Basic Model	Cabinet Paint Color	Laminate Color	Laminate Door Edge Color	Lock Option	Lock Color	Approx. Packaged Weight	Delivered Pricing
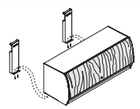 BOH	**Balance® Overhead Cabinet-Laminate Upper Door-Load Bar Mount** • Load Bar Mount overheads (LB) for WireWorks® hang from an externally mounted load bar • Load Bar purchased separately	30 x 17 x 19-1/4"	BLCL30/WW/LB	□□□	□□□	□□□	□□□	□□□	46.0#	$ 1716
		36 x 17 x 19-1/4"	BLCL36/WW/LB	□□□	□□□	□□□	□□□	□□□	52.0#	1757
		42 x 17 x 19-1/4"	BLCL42/WW/LB	□□□	□□□	□□□	□□□	□□□	58.0#	1865
		48 x 17 x 19-1/4"	BLCL48/WW/LB	□□□	□□□	□□□	□□□	□□□	64.0#	1981
		54 x 17 x 19-1/4"	BLCL54/WW/LB	□□□	□□□	□□□	□□□	□□□	70.0#	2161
		60 x 17 x 19-1/4"	BLCL60/WW/LB	□□□	□□□	□□□	□□□	□□□	78.0#	2209
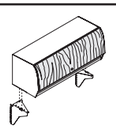 BOH	**Balance® Overhead Cabinet-Laminate Upper Door-Upmount** • Upmount brackets position the storage component on a 54" high panel to the same height as on 66" high panels • On a 54" high panel, clearance between the cabinet and worksurface is 20" • On a 48" high panel, clearance between the cabinet and worksurface is 14"	30 x 17 x 19-1/4"	BLCL30/WW/UM	□□□	□□□	□□□	□□□	□□□	46.0#	$ 1628
		36 x 17 x 19-1/4"	BLCL36/WW/UM	□□□	□□□	□□□	□□□	□□□	52.0#	1672
		42 x 17 x 19-1/4"	BLCL42/WW/UM	□□□	□□□	□□□	□□□	□□□	58.0#	1777
		48 x 17 x 19-1/4"	BLCL48/WW/UM	□□□	□□□	□□□	□□□	□□□	64.0#	1890
		54 x 17 x 19-1/4"	BLCL54/WW/UM	□□□	□□□	□□□	□□□	□□□	70.0#	2071
		60 x 17 x 19-1/4"	BLCL60/WW/UM	□□□	□□□	□□□	□□□	□□□	78.0#	2118
				Ⓑ	Ⓒ	Ⓓ	Ⓔ	Ⓕ		

HOW TO ORDER

Indicate the following information on order form:
1. Quantity of each item.
2. Model number, including options. See "How To Build a Model Number".
3. Any special service required.

Note: • The □ indicates that a choice is required.
• The absence of the □ indicates that no choice is required.
• Alpha-numeric characters in place of □ indicate that no other alternatives are available.

HOW TO BUILD A MODEL NUMBER

Ⓐ Select basic model.

Ⓑ Select cabinet paint color.
Refer to the **Product Color Options** page in this price list.

Ⓒ Select upper door laminate color.
Refer to the **Product Color Options** page in this price list.

Ⓓ Select laminate door edge color.
Refer to the **Product Color Options** page in this price list.

Ⓔ Select lock option.

KA	- Key alike
KS	- Key standard
NLC	- No lock core

Ⓕ Select lock color.
Refer to the **Product Color Options** page in this price list.

INFORMATION

Painted cabinet and lower door
Shelf dividers available separately
Cabinet is fully assembled
Door stores above top of cabinet
Will accept hanging tool rail and tackboards
(Attachment bar ordered separately)

FINISH INFORMATION

Additional Laminate Offering
Additional laminates beyond KI standard offering, are available with two weeks extended leadtime. To specify additional laminates, use these designators followed by the supplier's color/pattern code:

Formica - LF/supplier's color pattern code
Nevamar - LN/supplier's color pattern code
Wilsonart - LW/supplier's color pattern code

KI's standard laminate finish is the supplier's recommended finish for that color/pattern.
Note: Nonstandard laminates from these suppliers (example: textured laminates) require a Product Modification Request.
Contact customer service for details.

SPECIAL SERVICES

Special Carton Marking

With specially marked information	N/C

Shipping
Ships **assembled, FOB Manitowoc, WI 54220, freight prepaid.** Freight class 77.5.

Specifications and prices are subject to change without prior notice.

Balance® Storage and Accessories
Overhead Accessories

Balance® Storage and Accessories
Overhead Accessories

	MODEL	MODEL NUMBER Basic Model	Trim Color	Approx. Packaged Weight	Delivered Pricing
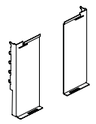 BOA	**Balance® Overhead On-Module Mounting Bracket** • Sold in pairs • Mounts into slots in vertical posts • Black only	BOA/WW/PM		5.0#	$ 210
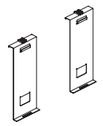 BOA	**Balance® Overhead Off-Module Mounting Bracket-12" Tiles** • Sold in pairs • Mounts into slots in vertical posts • Black only	BOA/WW/OM12		5.0#	$ 210
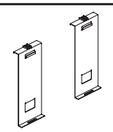 BOA	**Balance® Overhead Off-Module Mounting Bracket-18" Tiles** • Sold in pairs • Mounts into slots in vertical posts • Black only	BOA/WW/OM18		5.0#	$ 228
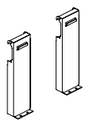 BOA	**Load Bar Brackets** • Load Bar mount overheads (LB) for WireWorks® hang from an externally mounted load bar • Load Bar purchased separately • Sold in pairs	BOA/WW/LB	☐☐	5.0#	$ 264

Ⓐ Ⓑ

HOW TO ORDER

Indicate the following information on order form:
1. Quantity of each item.
2. Model number, including options. See "How To Build a Model Number".
3. Any special service required.

Note: • The ☐ indicates that a choice is required.
- The absence of the ☐ indicates that no choice is required.
- Alpha-numeric characters in place of ☐ indicate that no other alternatives are available.

HOW TO BUILD A MODEL NUMBER

Ⓐ Select basic model.

Ⓑ Select trim color.
Refer to the **Product Color Options** page in this price list.

SPECIAL SERVICES

Special Carton Marking

With specially marked information N/C

Shipping

Ships **assembled, FOB Manitowoc, WI 54220, freight prepaid.** Freight class 70.

Specifications and prices are subject to change without prior notice.

Balance® Storage and Accessories
Overhead Accessories

Balance® Storage and Accessories
Overhead Accessories

	MODEL	Features	W	MODEL NUMBER Basic Model	MODEL NUMBER Paint Color	Approx. Packaged Weight	Delivered Pricing
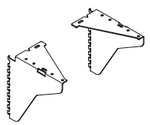 BOA	**Upmount Brackets** • Upmount brackets position the storage component on a 54" high panel to the same height as on 66" high panels • Sold in pairs			BOA/WW/UM	□□	5.0#	$ 325
 HRDPT	**Shelf Dividers** • Steel shelf dividers with powder coat finish • Fits on all shelves and cabinets		7-1/4 x 11-1/2"	NSD	□□	1.0#	$ 35
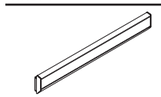 HRDPT	**Wall Mounted Load Bar**		24"	SWLB.24	□□	5.0#	$ 151
			30"	SWLB.30	□□	6.0#	161
			36"	SWLB.36	□□	7.0#	164
			42"	SWLB.42	□□	8.0#	182
			48"	SWLB.48	□□	10.0#	187
			54"	SWLB.54	□□	13.0#	222
			60"	SWLB.60	□□	12.0#	223
			66"	SWLB.66	□□	13.0#	226
			72"	SWLB.72	□□	14.0#	234
			84"	SWLB.84	□□	17.0#	362
			96"	SWLB.96	□□	19.0#	381
HRDPT	**P-Series Keys** • Double bit design • Range of 200 different core/key numbers available • Must specify lock number(s) requested when ordering cut key or lock core/key sets	Lock Core/2 Key Set - Satin Chrome		2.KP20522.SC		0.4#	$ 15
		Lock Core/2 Key Set - Black		2.KP20522		0.4#	15
		Master Key		2.KP20550		0.2#	11
		Extractor Key		2.KP20551		0.2#	11
		Blank Key		2.KP20552		0.2#	3
		Cut Key		2.KP20557		0.2#	4
				Ⓐ	Ⓑ		

HOW TO ORDER

Indicate the following information on order form:
1. Quantity of each item.
2. Model number, including options. See "How To Build a Model Number".
3. Any special service required.

Note: • The □ indicates that a choice is required.
- The absence of the □ indicates that no choice is required.
- Alpha-numeric characters in place of □ indicate that no other alternatives are available.

HOW TO BUILD A MODEL NUMBER

Ⓐ Select basic model.

Ⓑ Select paint color.
Refer to the **Product Color Options** page in this price list.

SPECIAL SERVICES

Special Carton Marking

With specially marked information N/C

Shipping

Ships **assembled, FOB Manitowoc, WI 54220, freight prepaid.** Freight class 70.

Specifications and prices are subject to change without prior notice.

Balance® Storage and Accessories
Overhead Accessories

Balance® Storage and Accessories
Overhead Accessories

	MODEL	W x H	MODEL NUMBER: Basic Model	Trim Color	Mounting	Fabric Color	Approx. Packaged Weight	Delivered Pricing	Delivered Pricing Fabric Grade 1 & C.O.M.	Delivered Pricing Fabric Grade 2	Delivered Pricing Fabric Grade 3 & Pallas Vertical Fabric Grade PV	Delivered Pricing Pallas Vertical Fabric Grade PV1	Delivered Pricing Pallas Vertical Fabric Grade PV2
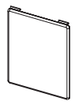 PTBO	**Overhead Tackboard** • Hangs from bottom of flipper door cabinet or shelf • When hanging from Balance® overhead or U-Series™ sliding overhead, specify attachment bar BMB (purchase separately) and a /YLBM mounting option • Includes mounting brackets in black only • Specify 20" high tackboard to cover vertical space between bottom of overhead and top of worksurface, when worksurface is positioned at 29" above finished floor	24 x 12"	PTBO2412	□□	□□□□	□□□□	3.0#	N/A	$ 184	$ 189	$ 192	$ 201	$ 212
		30 x 12"	PTBO3012	□□	□□□□	□□□□	3.0#	N/A	202	205	208	221	231
		36 x 12"	PTBO3612	□□	□□□□	□□□□	3.0#	N/A	223	228	230	236	250
		42 x 12"	PTBO4212	□□	□□□□	□□□□	4.0#	N/A	229	233	236	243	261
		48 x 12"	PTBO4812	□□	□□□□	□□□□	4.0#	N/A	232	236	239	250	265
		54 x 12"	PTBO5412	□□	□□□□	□□□□	4.0#	N/A	265	272	278	286	301
		60 x 12"	PTBO6012	□□	□□□□	□□□□	4.0#	N/A	276	283	285	297	311
		24 x 16"	PTBO2416	□□	□□□□	□□□□	3.0#	N/A	264	271	276	284	301
		30 x 16"	PTBO3016	□□	□□□□	□□□□	4.0#	N/A	272	280	285	293	315
		36 x 16"	PTBO3616	□□	□□□□	□□□□	4.0#	N/A	279	285	291	300	322
		42 x 16"	PTBO4216	□□	□□□□	□□□□	5.0#	N/A	284	291	297	306	325
		48 x 16"	PTBO4816	□□	□□□□	□□□□	5.0#	N/A	297	306	311	322	344
		54 x 16"	PTBO5416	□□	□□□□	□□□□	6.0#	N/A	309	321	325	335	357
		60 x 16"	PTBO6016	□□	□□□□	□□□□	6.0#	N/A	324	331	340	350	376
		24 x 20"	PTBO2420	□□	□□□□	□□□□	4.0#	N/A	303	311	320	327	346
		30 x 20"	PTBO3020	□□	□□□□	□□□□	5.0#	N/A	325	335	340	351	373
		36 x 20"	PTBO3620	□□	□□□□	□□□□	6.0#	N/A	345	354	364	374	391
		42 x 20"	PTBO4220	□□	□□□□	□□□□	7.0#	N/A	354	365	376	385	404
		48 x 20"	PTBO4820	□□	□□□□	□□□□	8.0#	N/A	421	431	438	453	475
		54 x 20"	PTBO5420	□□	□□□□	□□□□	9.0#	N/A	425	434	443	458	483
		60 x 20"	PTBO6020	□□	□□□□	□□□□	10.0#	N/A	430	438	452	463	487
 BOA	**Tackboard/Tool Rail Attachment Bar** • Attachment bracket that attaches to the bottom of a Balance® overhead or U-Series™ sliding overhead to accept overhead tackboard • Order same size as overhead cabinet • 18-gauge steel • Black only	30"	BMB30	BL			3.0#	$ 52					
		36"	BMB36	BL			3.0#	52					
		42"	BMB42	BL			3.0#	53					
		48"	BMB48	BL			4.0#	62					
		54"	BMB54	BL			4.0#	63					
		60"	BMB60	BL			4.0#	67					
				Ⓐ	Ⓑ	Ⓒ	Ⓓ						

HOW TO ORDER

Indicate the following information on order form:
1. Quantity of each item.
2. Model number, including options. See "How To Build a Model Number".
3. Any special service required.

Note: • The □ indicates that a choice is required.
- The absence of the □ indicates that no choice is required.
- Alpha-numeric characters in place of □ indicate that no other alternatives are available.

HOW TO BUILD A MODEL NUMBER

Ⓐ Select basic model.

Ⓑ Select trim color.
Refer to the **Product Color Options** page in this price list.

Ⓒ Select load bar mounting.

YLBM	- Load bar mounted
NLBM	- Not load bar mounted

Ⓓ Select fabric color.
Refer to **ki.com/fabrics**

INFORMATION

Fabric Disclaimer
Fabric will be applied as swatched by the fabric manufacturer. Fabric that is required to be applied differently than is swatched will need a Product Modification Request written specifying the direction the fabric is to be applied.

SPECIAL SERVICES

Special Carton Marking

With specially marked information	N/C

Shipping
Ships **assembled, FOB Manitowoc, WI 54220, freight prepaid.** Freight class 70.

Specifications and prices are subject to change without prior notice.

Accessories
Sail

Accessories
Sail

	MODEL	W	MODEL NUMBER Basic Model	MODEL NUMBER Trim Color	Approx. Packaged Weight	Delivered Pricing
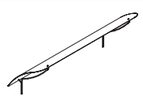 HRDPT	**Sail** • Sail attaches to top rail of panel (off module) • Sail composed of .075" thick white crush grain polyethylene • Sail brackets are Starlight Silver only		SAIL.48.SX		3.0#	$ 349
			Ⓐ	Ⓑ		

HOW TO ORDER

Indicate the following information on order form:
1. Quantity of each item.
2. Model number, including options. See "How To Build a Model Number".
3. Any special service required.

Note: • The ☐ indicates that a choice is required.
- The absence of the ☐ indicates that no choice is required.
- Alpha-numeric characters in place of ☐ indicate that no other alternatives are available.

HOW TO BUILD A MODEL NUMBER

Ⓐ Select basic model.

Ⓑ Select trim color.
Refer to the **Product Color Options** page in this price list.

SPECIAL SERVICES

Special Carton Marking

With specially marked information	N/C

Shipping

Ships **knocked down, FOB Manitowoc, WI 54220, freight prepaid.** Freight class 70.

Specifications and prices are subject to change without prior notice.

Accessories
Markerboards

	MODEL	Features	W x H	MODEL NUMBER Basic Model	Approx. Packaged Weight	Delivered Pricing
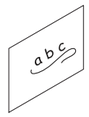 HRDPT	**Markerboards** • White "dry erase" painted steel • "No frame" construction of 22 gauge steel with honeycomb core adhered to back of tile to dampen sound • Includes magnetic removable 16" x 2-1/2" tray with markers and eraser • Specify for "on" or "off" module mounting brackets • Includes black mounting brackets	Off-Module	30 x 30"	PDEMB.OM.3030	16.0#	$ 364
		Off-Module	36 x 30"	PDEMB.OM.3630	24.0#	424
		Off-Module	42 x 30"	PDEMB.OM.4230	20.0#	434
		Off-Module	48 x 30"	PDEMB.OM.4830	22.0#	453
		Off-Module	54 x 30"	PDEMB.OM.5430	25.0#	599
		Off-Module	60 x 30"	PDEMB.OM.6030	29.0#	615
		On-Module	30 x 30"	PDEMB.PM.3030	17.0#	364
		On-Module	36 x 30"	PDEMB.PM.3630	25.0#	424
		On-Module	42 x 30"	PDEMB.PM.4230	21.0#	434
		On-Module	48 x 30"	PDEMB.PM.4830	23.0#	453
		On-Module	54 x 30"	PDEMB.PM.5430	26.0#	599
		On-Module	60 x 30"	PDEMB.PM.6030	30.0#	615
 HRDPT	**Markerboards** • White porcelain painted steel surface with matching white trim • Includes magnetic removable 16" x 2-1/2" tray with markers and eraser • Specify for "on" or "off" module mounting brackets • Includes black mounting brackets	Off-Module	30 x 32"	PMB.OM.3032	11.0#	$ 754
		Off-Module	36 x 32"	PMB.OM.3632	13.0#	788
		Off-Module	42 x 32"	PMB.OM.4232	15.0#	877
		Off-Module	48 x 32"	PMB.OM.4832	17.0#	898
		Off-Module	54 x 32"	PMB.OM.5432	20.0#	979
		Off-Module	60 x 32"	PMB.OM.6032	22.0#	1025
		On-Module	30 x 32"	PMB.PM.3032	11.0#	754
		On-Module	36 x 32"	PMB.PM.3632	13.0#	788
		On-Module	42 x 32"	PMB.PM.4232	15.0#	877
		On-Module	48 x 32"	PMB.PM.4832	17.0#	898
		On-Module	54 x 32"	PMB.PM.5432	20.0#	979
		On-Module	60 x 32"	PMB.PM.6032	22.0#	1025
 HRDPT	**Magnetic Tray**		16 x 2-1/2"	MB.TRAY	1.0#	$ 52
HRDPT	**Tray/Eraser/4 Markers**			MB.MARKERKIT	1.0#	$ 125

Ⓐ

HOW TO ORDER

Indicate the following information on order form:
1. Quantity of each item.
2. Model number, including options. See "How To Build a Model Number".
3. Any special service required.

Note: • The ☐ indicates that a choice is required.
- The absence of the ☐ indicates that no choice is required.
- Alpha-numeric characters in place of ☐ indicate that no other alternatives are available.

HOW TO BUILD A MODEL NUMBER

Ⓐ Select basic model.

SPECIAL SERVICES

Special Carton Marking

With specially marked information N/C

Shipping

Ships **knocked down, FOB Manitowoc, WI 54220, freight prepaid.** Freight class 70.

Specifications and prices are subject to change without prior notice.

Accessories
Tackboard

Accessories
Tackboard

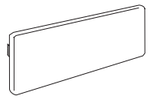

PTB

Tackboard
- Tackboards are constructed of 3/4" tackable core and covered with fabric
- Includes black mounting brackets
- Not available with countertops

			MODEL NUMBER								
MODEL	Features	W x H	Basic Model	Fabric Color	Approx. Packaged Weight	Delivered Pricing Fabric Grade 1 & C.O.M.	Delivered Pricing Fabric Grade 2	Delivered Pricing Fabric Grade 3 & Pallas Vertical Fabric Grade PV	Delivered Pricing Pallas Vertical Fabric Grade PV1	Delivered Pricing Pallas Vertical Fabric Grade PV2
	Off-Module	24 x 12"	PTB2412/OM	□□□□	3.0#	$ 199	$ 202	$ 204	$ 212	$ 231
	Off-Module	30 x 12"	PTB3012/OM	□□□□	3.0#	223	226	230	236	246
	Off-Module	36 x 12"	PTB3612/OM	□□□□	4.0#	236	242	245	253	272
	Off-Module	42 x 12"	PTB4212/OM	□□□□	4.0#	243	251	253	259	283
	Off-Module	48 x 12"	PTB4812/OM	□□□□	5.0#	250	253	260	264	286
	Off-Module	54 x 12"	PTB5412/OM	□□□□	5.0#	286	293	299	310	324
	Off-Module	60 x 12"	PTB6012/OM	□□□□	6.0#	297	304	309	321	339
	Off-Module	24 x 16"	PTB2416/OM	□□□□	4.0#	202	204	208	218	234
	Off-Module	30 x 16"	PTB3016/OM	□□□□	4.0#	223	226	230	236	246
	Off-Module	36 x 16"	PTB3616/OM	□□□□	5.0#	236	242	245	253	272
	Off-Module	42 x 16"	PTB4216/OM	□□□□	5.0#	245	252	256	264	284
	Off-Module	48 x 16"	PTB4816/OM	□□□□	6.0#	256	263	271	283	293
	Off-Module	54 x 16"	PTB5416/OM	□□□□	6.0#	306	312	320	331	349
	Off-Module	60 x 16"	PTB6016/OM	□□□□	7.0#	315	322	325	341	359
	On-Module	24 x 12"	PTB2412/PM	□□□□	3.0#	199	202	204	212	231
	On-Module	30 x 12"	PTB3012/PM	□□□□	3.0#	223	226	230	236	246
	On-Module	36 x 12"	PTB3612/PM	□□□□	4.0#	236	242	245	253	272
	On-Module	42 x 12"	PTB4212/PM	□□□□	4.0#	243	251	253	259	283
	On-Module	48 x 12"	PTB4812/PM	□□□□	5.0#	250	253	260	264	286
	On-Module	54 x 12"	PTB5412/PM	□□□□	5.0#	286	293	299	310	324
	On-Module	60 x 12"	PTB6012/PM	□□□□	6.0#	297	304	309	321	339
	On-Module	24 x 16"	PTB2416/PM	□□□□	4.0#	202	204	208	218	234
	On-Module	30 x 16"	PTB3016/PM	□□□□	4.0#	223	226	230	236	246
	On-Module	36 x 16"	PTB3616/PM	□□□□	5.0#	236	242	245	253	272
	On-Module	42 x 16"	PTB4216/PM	□□□□	5.0#	245	252	256	264	284
	On-Module	48 x 16"	PTB4816/PM	□□□□	6.0#	256	263	271	283	293
	On-Module	54 x 16"	PTB5416/PM	□□□□	6.0#	306	312	320	331	349
	On-Module	60 x 16"	PTB6016/PM	□□□□	7.0#	315	322	325	341	359
			Ⓐ	Ⓑ						

HOW TO ORDER

Indicate the following information on order form:
1. Quantity of each item.
2. Model number, including options. See "How To Build a Model Number".
3. Any special service required.

Note: • The □ indicates that a choice is required.
- The absence of the □ indicates that no choice is required.
- Alpha-numeric characters in place of □ indicate that no other alternatives are available.

HOW TO BUILD A MODEL NUMBER

Ⓐ Select basic model.

Ⓑ Select fabric color.
Refer to **ki.com/fabrics**

SPECIAL SERVICES

Special Carton Marking

With specially marked information N/C

Shipping

Ships **knocked down, FOB Manitowoc, WI 54220, freight prepaid.** Freight class 70.

Specifications and prices are subject to change without prior notice.

Accessories
Tackboard

Accessories
Tackboard

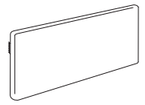

PTB

Tackboard
- Tackboards are constructed of 3/4" tackable core and covered with fabric
- Includes black mounting brackets
- Not available with countertops

		MODEL NUMBER							
MODEL	Features	W x H	Basic Model	Fabric Color	Approx. Packaged Weight	Delivered Pricing Fabric Grade 1 & C.O.M.	Delivered Pricing Fabric Grade 2	Delivered Pricing Fabric Grade 3 & Pallas Vertical Fabric Grade PV	Delivered Pricing Pallas Vertical Fabric Grade PV1	Delivered Pricing Pallas Vertical Fabric Grade PV2
	Off-Module	24 x 20"	PTB2420/OM	□□□□	4.0#	$ 299	$ 310	$ 312	$ 322	$ 344
	Off-Module	30 x 20"	PTB3020/OM	□□□□	5.0#	322	329	339	351	366
	Off-Module	36 x 20"	PTB3620/OM	□□□□	6.0#	345	354	360	371	391
	Off-Module	42 x 20"	PTB4220/OM	□□□□	7.0#	355	364	371	382	403
	Off-Module	48 x 20"	PTB4820/OM	□□□□	8.0#	425	434	441	457	483
	Off-Module	54 x 20"	PTB5420/OM	□□□□	9.0#	428	438	452	465	487
	Off-Module	60 x 20"	PTB6020/OM	□□□□	10.0#	433	447	457	468	496
	Off-Module	24 x 30"	PTB2430/OM	□□□□	6.0#	324	337	345	331	374
	Off-Module	30 x 30"	PTB3030/OM	□□□□	7.0#	403	415	425	411	461
	Off-Module	36 x 30"	PTB3630/OM	□□□□	8.0#	427	435	447	435	486
	Off-Module	42 x 30"	PTB4230/OM	□□□□	10.0#	453	465	475	462	516
	Off-Module	48 x 30"	PTB4830/OM	□□□□	11.0#	475	486	500	484	541
	Off-Module	54 x 30"	PTB5430/OM	□□□□	12.0#	486	500	511	498	552
	Off-Module	60 x 30"	PTB6030/OM	□□□□	14.0#	518	534	542	526	589
	On-Module	24 x 20"	PTB2420/PM	□□□□	4.0#	299	310	312	322	344
	On-Module	30 x 20"	PTB3020/PM	□□□□	5.0#	322	329	339	351	366
	On-Module	36 x 20"	PTB3620/PM	□□□□	6.0#	345	354	360	371	391
	On-Module	42 x 20"	PTB4220/PM	□□□□	7.0#	355	364	371	382	403
	On-Module	48 x 20"	PTB4820/PM	□□□□	8.0#	425	434	441	457	483
	On-Module	54 x 20"	PTB5420/PM	□□□□	9.0#	428	438	452	465	487
	On-Module	60 x 20"	PTB6020/PM	□□□□	10.0#	433	447	457	468	496
	On-Module	24 x 30"	PTB2430/PM	□□□□	6.0#	324	337	345	331	374
	On-Module	30 x 30"	PTB3030/PM	□□□□	7.0#	403	415	425	411	461
	On-Module	36 x 30"	PTB3630/PM	□□□□	8.0#	427	435	447	435	486
	On-Module	42 x 30"	PTB4230/PM	□□□□	10.0#	453	465	475	462	516
	On-Module	48 x 30"	PTB4830/PM	□□□□	11.0#	475	486	500	484	541
	On-Module	54 x 30"	PTB5430/PM	□□□□	12.0#	486	500	511	498	552
	On-Module	60 x 30"	PTB6030/PM	□□□□	14.0#	518	534	542	526	589
			Ⓐ	Ⓑ						

HOW TO ORDER

Indicate the following information on order form:
1. Quantity of each item.
2. Model number, including options. See "How To Build a Model Number".
3. Any special service required.

Note: • The □ indicates that a choice is required.
- The absence of the □ indicates that no choice is required.
- Alpha-numeric characters in place of □ indicate that no other alternatives are available.

HOW TO BUILD A MODEL NUMBER

Ⓐ Select basic model.

Ⓑ Select fabric color.
Refer to **ki.com/fabrics**

SPECIAL SERVICES

Special Carton Marking

With specially marked information N/C

Shipping

Ships **knocked down, FOB Manitowoc, WI 54220, freight prepaid.** Freight class 70.

Specifications and prices are subject to change without prior notice.

Accessories
Tackboard

Accessories
Tackboard

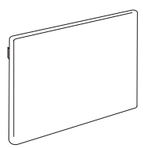

PTB

MODEL	Features	W x H	MODEL NUMBER Basic Model	MODEL NUMBER Fabric Color	Approx. Packaged Weight	Delivered Pricing Fabric Grade 1 & C.O.M.	Delivered Pricing Fabric Grade 2	Delivered Pricing Fabric Grade 3 & Pallas Vertical Fabric Grade PV	Delivered Pricing Pallas Vertical Fabric Grade PV1	Delivered Pricing Pallas Vertical Fabric Grade PV2
Tackboard • Tackboards are constructed of 3/4" tackable core and covered with fabric • Includes mounting brackets • Not available with countertops	Off-Module	24 x 48"	PTB2448/OM	□□□□	9.0#	$ 417	$ 427	$ 435	$ 426	$ 474
	Off-Module	30 x 48"	PTB3048/OM	□□□□	11.0#	482	490	502	486	547
	Off-Module	36 x 48"	PTB3648/OM	□□□□	13.0#	547	562	577	557	619
	Off-Module	42 x 48"	PTB4248/OM	□□□□	15.0#	562	581	595	574	640
	Off-Module	48 x 48"	PTB4848/OM	□□□□	17.0#	599	617	629	609	683
	Off-Module	54 x 48"	PTB5448/OM	□□□□	19.0#	609	627	642	620	695
	On-Module	24 x 48"	PTB2448/PM	□□□□	9.0#	417	427	435	426	474
	On-Module	30 x 48"	PTB3048/PM	□□□□	11.0#	482	490	502	486	547
	On-Module	36 x 48"	PTB3648/PM	□□□□	13.0#	547	562	577	557	619
	On-Module	42 x 48"	PTB4248/PM	□□□□	15.0#	562	581	595	574	640
	On-Module	48 x 48"	PTB4848/PM	□□□□	17.0#	599	617	629	609	683
	On-Module	54 x 48"	PTB5448/PM	□□□□	19.0#	609	627	642	620	695
			Ⓐ	Ⓑ						

HOW TO ORDER

Indicate the following information on order form:
1. Quantity of each item.
2. Model number, including options. See "How To Build a Model Number".
3. Any special service required.

Note: • The □ indicates that a choice is required.
- The absence of the □ indicates that no choice is required.
- Alpha-numeric characters in place of □ indicate that no other alternatives are available.

HOW TO BUILD A MODEL NUMBER

Ⓐ Select basic model.

Ⓑ Select fabric color.
Refer to **ki.com/fabrics**

SPECIAL SERVICES

Special Carton Marking

With specially marked information	N/C

Shipping

Ships **knocked down, FOB Manitowoc, WI 54220, freight prepaid.** Freight class 70.

Specifications and prices are subject to change without prior notice.

Accessories
Brackets

Accessories
Brackets

	MODEL	MODEL NUMBER Basic Model	Approx. Packaged Weight	Delivered Pricing
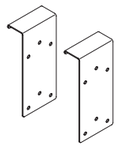 HRDPT	**Tackboard Off-Module Bracket** • Pair of brackets • Order one kit for all heights • Includes mounting hardware • Not used on Overhead Tackboards • Only necessary to order if changing mounting style • Black only	46.0371.TB.KIT	1.0#	$ 44
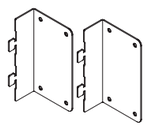 HRDPT	**Tackboard On-Module Bracket** • Order one kit for 12" and 16" high tackboards • Order two kits for 20" and 30" high tackboards • Order three kits for 48" high tackboards • Not used on Overhead Tackboards • Only necessary to order if changing mounting style • Black only	46.0078.TB.KIT	1.0#	$ 41
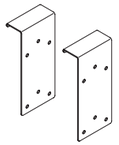 HRDPT	**Markerboard Off-Module Bracket** • Pair of brackets • Order one kit for all heights • Includes mounting hardware • Only necessary to order if changing mounting style • Black only	46.0371.MB.KIT	1.0#	$ 41
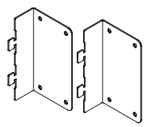 HRDPT	**Markerboard On-Module Bracket** • Pair of brackets • Order one kit for all heights • Includes mounting hardware • Only necessary to order if changing mounting style • Black only	46.0078.MB.KIT	1.0#	$ 69

Ⓐ

HOW TO ORDER

Indicate the following information on order form:
1. Quantity of each item.
2. Model number, including options. See "How To Build a Model Number".
3. Any special service required.

Note: • The ☐ indicates that a choice is required.
- The absence of the ☐ indicates that no choice is required.
- Alpha-numeric characters in place of ☐ indicate that no other alternatives are available.

HOW TO BUILD A MODEL NUMBER

Ⓐ Select basic model.

SPECIAL SERVICES

Special Carton Marking

With specially marked information	N/C

Shipping

Ships **knocked down, FOB Manitowoc, WI 54220, freight prepaid.** Freight class 70.

Specifications and prices are subject to change without prior notice.

Accessories
Paper Management

Accessories
Paper Management

	MODEL	H x W x D	MODEL NUMBER Basic Model	MODEL NUMBER Trim Color	Approx. Packaged Weight	Delivered Pricing
 PTR	**On-Module Tool Rail** • Accomodates paper management components • Attaches to panels “on” module • Field installable • Painted aluminum construction • Consists of four slots to accept components	18 x 4 1/2”	PPMTR18	☐☐	3.0#	$ 140
		24 x 4 1/2”	PPMTR24	☐☐	3.0#	155
		30 x 4 1/2”	PPMTR30	☐☐	4.0#	161
		36 x 4 1/2”	PPMTR36	☐☐	5.0#	171
		42 x 4 1/2”	PPMTR42	☐☐	6.0#	179
		48 x 4 1/2”	PPMTR48	☐☐	6.0#	191
		54 x 4 1/2”	PPMTR54	☐☐	7.0#	213
		60 x 4 1/2”	PPMTR60	☐☐	7.0#	239
		72 x 4 1/2”	PPMTR72	☐☐	8.0#	265
 HRDPT	**Plastic Paper Tray Unit** • Plastic construction • Accepts letter and legal-size paper • Suspends from Tool Rail	2 x 9-1/2 x 14”	PPLL	☐☐	1.0#	$ 52
 HRDPT	**Plastic Diagonal Storage Unit** • Plastic construction • Three slanted partitions per unit with dividers • Suspends from Tool Rail	2-1/2 x 7 x 12-1/2”	PPDS	☐☐	4.0#	$ 52
			Ⓐ	Ⓑ		

HOW TO ORDER

Indicate the following information on order form:
1. Quantity of each item.
2. Model number, including options. See “How To Build a Model Number”.
3. Any special service required.

Note: • The ☐ indicates that a choice is required.
- The absence of the ☐ indicates that no choice is required.
- Alpha-numeric characters in place of ☐ indicate that no other alternatives are available.

HOW TO BUILD A MODEL NUMBER

Ⓐ Select basic model.

Ⓑ Select trim color.
Refer to the **Product Color Options** page in this price list.

SPECIAL SERVICES

Special Carton Marking

With specially marked information	N/C

Shipping

Ships **knocked down, FOB Manitowoc, WI 54220, freight prepaid.** Freight class 70.

Specifications and prices are subject to change without prior notice.

Accessories
Desktop Accessories

Accessories
Desktop Accessories

	MODEL	H x W x D	MODEL NUMBER: Basic Model	MODEL NUMBER: Trim Color	Approx. Packaged Weight	Delivered Pricing
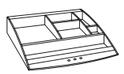	**Accessory Tray** • Injection-molded plastic • Stores stamps, tape dispenser, post-it pads and paper clips • Suspends from Tool Rail	2 x 9 1/2 x 10"	PPAT	□□	6.0#	$ 43
HRDPT						
	**Pencil Cup** • Injection-molded plastic • Suspends from Tool Rail	4 x 4 x 3 1/2"	PPPC	□□	0.3#	$ 43
HRDPT						
			Ⓐ	Ⓑ		

HOW TO ORDER

Indicate the following information on order form:
1. Quantity of each item.
2. Model number, including options. See "How To Build a Model Number".
3. Any special service required.

Note: • The □ indicates that a choice is required.
- The absence of the □ indicates that no choice is required.
- Alpha-numeric characters in place of □ indicate that no other alternatives are available.

HOW TO BUILD A MODEL NUMBER

Ⓐ Select basic model.

Ⓑ Select trim color.
Refer to the **Product Color Options** page in this price list.

SPECIAL SERVICES

Special Carton Marking

With specially marked information	N/C

Shipping

Ships **knocked down, FOB Manitowoc, WI 54220, freight prepaid.** Freight class 70.

Specifications and prices are subject to change without prior notice.

120° Intersections
2-Way

120° Intersections
2-Way

	MODEL	H	MODEL NUMBER Basic Model	Trim Color	Upholstery Color	Assembly	Approx. Packaged Weight	Delivered Pricing	Delivered Pricing Fabric Grade 1 & C.O.M.	Delivered Pricing Fabric Grade 2	Delivered Pricing Fabric Grade 3 & Pallas Vertical Fabric Grade PV	Delivered Pricing Pallas Vertical Fabric Grade PV1	Delivered Pricing Pallas Vertical Fabric Grade PV2	Metallic Paint add to list price
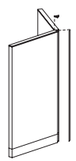 PTN	**120° 2-Way, Both Panels Same Height** • Unupholstered: trim colored • 120° 2-way top cap • Light block • One piece of vertical trim extending to floor • Two half posts • Connecting hardware • SX Starlight Silver finish is only offered on flat aluminum trim	30”	P1202W30			☐	7.0#	$ 391						$ 40
		36”	P1202W36	☐☐		☐	9.0#	415						40
		42”	P1202W42	☐☐		☐	10.0#	522						49
		48”	P1202W48	☐☐		☐	12.0#	565						52
		54”	P1202W54	☐☐		☐	13.0#	574						52
		66”	P1202W66	☐☐		☐	16.0#	586						54
		72”	P1202W72	☐☐		☐	17.0#	741						54
		84”	P1202W84	☐☐		☐	20.0#	753						57
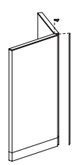 PTNF	**120° 2-Way, Both Panels Same Height** • Upholstered: trim colored • 120° 2-way top cap • Light block • One piece of vertical trim extending to floor • Two half posts • Connecting hardware • SX Starlight Silver finish is only offered on flat aluminum trim	30”	P120F2W30	☐☐	☐☐☐☐☐	☐	7.0#	N/A	$ 543	$ 552	$ 559	$ 574	$ 588	$ 11
		36”	P120F2W36	☐☐	☐☐☐☐☐	☐	9.0#	N/A	579	589	595	607	620	11
		42”	P120F2W42	☐☐	☐☐☐☐☐	☐	10.0#	N/A	599	608	617	629	648	11
		48”	P120F2W48	☐☐	☐☐☐☐☐	☐	12.0#	N/A	643	659	664	674	695	11
		54”	P120F2W54	☐☐	☐☐☐☐☐	☐	13.0#	N/A	657	664	670	685	704	11
		66”	P120F2W66	☐☐	☐☐☐☐☐	☐	16.0#	N/A	668	683	692	704	726	11
		72”	P120F2W72	☐☐	☐☐☐☐☐	☐	17.0#	N/A	829	845	856	870	897	11
		84”	P120F2W84	☐☐	☐☐☐☐☐	☐	20.0#	N/A	841	858	864	882	906	11
				Ⓐ	Ⓑ	Ⓒ	Ⓓ							

HOW TO ORDER

Indicate the following information on order form:
1. Quantity of each item.
2. Model number, including options. See “How To Build a Model Number”.
3. Any special service required.

Note: • The ☐ indicates that a choice is required.
- The absence of the ☐ indicates that no choice is required.
- Alpha-numeric characters in place of ☐ indicate that no other alternatives are available.

HOW TO BUILD A MODEL NUMBER

Ⓐ Select basic model.

Ⓑ Select trim color.
Refer to the **Product Color Options** page in this price list.
SX Starlight Silver finish is only offered on flat aluminum trim.

Ⓒ Select upholstery color.
Refer to **ki.com/fabrics**

Ⓓ Select assembly.

F	- Fully Assembled; add $79
U	- Unassembled

INFORMATION

Fabric Disclaimer
Fabric will be applied as swatched by the fabric manufacturer. Fabric that is required to be applied differently than is swatched will need a Product Modification Request written specifying the direction the fabric is to be applied.

SPECIAL SERVICES

Special Carton Marking

With specially marked information	N/C

Shipping
Ships **knocked down, FOB Manitowoc, WI 54220, freight prepaid.** Freight class 70.

Specifications and prices are subject to change without prior notice.

120° Intersections
2-Way

120° Intersections
2-Way

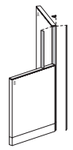

PTN

MODEL	A x B	MODEL NUMBER Basic Model	MODEL NUMBER Trim Color	Approx. Packaged Weight	Delivered Pricing	Metallic Paint add to list price
120° 2-Way, Two Different Heights • Unupholstered: trim colored • 120° 1-way top cap • Light block • One piece of vertical trim extends to floor • One piece of height change trim • One half post A • One half post B • Connecting hardware • SX Starlight Silver finish is only offered on flat aluminum trim	36" 30"	P120V2W3036	☐☐	9.0#	$ 327	$ 53
	42" 30"	P120V2W3042	☐☐	11.0#	537	54
	48" 30"	P120V2W3048	☐☐	12.0#	579	68
	54" 30"	P120V2W3054	☐☐	13.0#	589	69
	66" 30"	P120V2W3066	☐☐	15.0#	608	73
	72" 30"	P120V2W3072	☐☐	16.0#	756	90
	84" 30"	P120V2W3084	☐☐	20.0#	787	93
	42" 36"	P120V2W3642	☐☐	9.0#	569	53
	48" 36"	P120V2W3648	☐☐	11.0#	577	68
	54" 36"	P120V2W3654	☐☐	12.0#	588	69
	66" 36"	P120V2W3666	☐☐	14.0#	603	73
	72" 36"	P120V2W3672	☐☐	15.0#	765	75
	84" 36"	P120V2W3684	☐☐	20.0#	789	93
	48" 42"	P120V2W4248	☐☐	9.0#	579	67
	54" 42"	P120V2W4254	☐☐	11.0#	582	69
	66" 42"	P120V2W4266	☐☐	13.0#	601	71
	72" 42"	P120V2W4272	☐☐	14.0#	755	75
	84" 42"	P120V2W4284	☐☐	18.0#	771	92
	54" 48"	P120V2W4854	☐☐	9.0#	592	68
	66" 48"	P120V2W4866	☐☐	14.0#	603	71
	72" 48"	P120V2W4872	☐☐	15.0#	756	73
	84" 48"	P120V2W4884	☐☐	18.0#	783	77
	66" 54"	P120V2W5466	☐☐	12.0#	602	71
	72" 54"	P120V2W5472	☐☐	14.0#	755	73
	84" 54"	P120V2W5484	☐☐	18.0#	779	73
	72" 66"	P120V2W6672	☐☐	9.0#	755	71
	84" 66"	P120V2W6684	☐☐	12.0#	770	75
	84" 72"	P120V2W7284	☐☐	11.0#	771	75
		Ⓐ	Ⓑ			

HOW TO ORDER

Indicate the following information on order form:
1. Quantity of each item.
2. Model number, including options. See "How To Build a Model Number".
3. Any special service required.

Note: • The ☐ indicates that a choice is required.
- The absence of the ☐ indicates that no choice is required.
- Alpha-numeric characters in place of ☐ indicate that no other alternatives are available.

HOW TO BUILD A MODEL NUMBER

Ⓐ Select basic model.

Ⓑ Select trim color.
Refer to the **Product Color Options** page in this price list.
SX Starlight Silver finish is only offered on flat aluminum trim.

SPECIAL SERVICES

Special Carton Marking

With specially marked information	N/C

Shipping

Ships **knocked down, FOB Manitowoc, WI 54220, freight prepaid.** Freight class 70.

Specifications and prices are subject to change without prior notice.

120° Intersections
2-Way

120° Intersections
2-Way

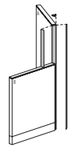

PTNF

120° 2-Way, Two Different Heights
- Unupholstered: trim colored
- 120° 1-way top cap
- Light block
- One piece of vertical trim extends to floor
- One piece of height change trim
- One half post A
- One half post B
- Connecting hardware
- SX Starlight Silver finish is only offered on flat aluminum trim

MODEL	A x B	MODEL NUMBER Basic Model	Trim Color	Upholstery Color	Approx. Packaged Weight	Delivered Pricing Fabric Grade 1 & C.O.M.	Delivered Pricing Fabric Grade 2	Delivered Pricing Fabric Grade 3 & Pallas Vertical Fabric Grade PV	Delivered Pricing Pallas Vertical Fabric Grade PV1	Delivered Pricing Pallas Vertical Fabric Grade PV2	Metallic Paint add to list price
	36” 30”	P120VF2W3036	□□	□□□□□	9.0#	$ 581	$ 591	$ 597	$ 608	$ 624	$ 11
	42” 30”	P120VF2W3042	□□	□□□□□	11.0#	700	715	722	736	755	11
	48” 30”	P120VF2W3048	□□	□□□□□	12.0#	737	753	760	779	794	11
	54” 30”	P120VF2W3054	□□	□□□□□	13.0#	741	756	766	783	805	11
	66” 30”	P120VF2W3066	□□	□□□□□	15.0#	779	789	797	815	836	11
	72” 30”	P120VF2W3072	□□	□□□□□	16.0#	932	949	959	979	1009	11
	84” 30”	P120VF2W3084	□□	□□□□□	20.0#	960	981	989	1012	1037	11
	42” 36”	P120VF2W3642	□□	□□□□□	9.0#	705	718	727	739	761	11
	48” 36”	P120VF2W3648	□□	□□□□□	11.0#	740	754	764	781	803	11
	54” 36”	P120VF2W3654	□□	□□□□□	13.0#	747	761	771	785	810	11
	66” 36”	P120VF2W3666	□□	□□□□□	15.0#	766	784	790	807	831	11
	72” 36”	P120VF2W3672	□□	□□□□□	16.0#	931	947	958	977	1005	11
	84” 36”	P120VF2W3684	□□	□□□□□	20.0#	966	985	992	1013	1038	11
	48” 42”	P120VF2W4248	□□	□□□□□	9.0#	741	755	765	783	804	11
	54” 42”	P120VF2W4254	□□	□□□□□	11.0#	747	761	771	785	810	11
	66” 42”	P120VF2W4266	□□	□□□□□	14.0#	761	780	787	803	824	11
	72” 42”	P120VF2W4272	□□	□□□□□	15.0#	919	937	949	966	990	11
	84” 42”	P120VF2W4284	□□	□□□□□	18.0#	946	960	972	989	1021	11
	54” 48”	P120VF2W4854	□□	□□□□□	9.0#	755	771	783	793	817	11
	66” 48”	P120VF2W4866	□□	□□□□□	12.0#	770	785	791	810	833	11
	72” 48”	P120VF2W4872	□□	□□□□□	14.0#	920	938	950	968	992	11
	84” 48”	P120VF2W4884	□□	□□□□□	20.0#	989	1013	1021	1037	1068	11
	66” 54”	P120VF2W5466	□□	□□□□□	11.0#	776	788	794	811	834	11
	72” 54”	P120VF2W5472	□□	□□□□□	12.0#	924	940	951	969	995	11
	84” 54”	P120VF2W5484	□□	□□□□□	18.0#	938	959	968	985	1016	11
	72” 66”	P120VF2W6672	□□	□□□□□	9.0#	930	946	956	976	1002	11
	84” 66”	P120VF2W6684	□□	□□□□□	16.0#	934	955	962	980	1012	11
	84” 72”	P120VF2W7284	□□	□□□□□	11.0#	945	959	970	987	1019	11
			Ⓐ	Ⓑ Ⓒ							

HOW TO ORDER

Indicate the following information on order form:
1. Quantity of each item.
2. Model number, including options. See “How To Build a Model Number”.
3. Any special service required.

Note: • The □ indicates that a choice is required.
- The absence of the □ indicates that no choice is required.
- Alpha-numeric characters in place of □ indicate that no other alternatives are available.

HOW TO BUILD A MODEL NUMBER

Ⓐ Select basic model.

Ⓑ Select trim color.
Refer to the **Product Color Options** page in this price list.
SX Starlight Silver finish is only offered on flat aluminum trim.

Ⓒ Select upholstery color.
Refer to **ki.com/fabrics**

INFORMATION

Fabric Disclaimer
Fabric will be applied as swatched by the fabric manufacturer. Fabric that is required to be applied differently than is swatched will need a Product Modification Request written specifying the direction the fabric is to be applied.

SPECIAL SERVICES

Special Carton Marking

With specially marked information	N/C

Shipping
Ships **knocked down, FOB Manitowoc, WI 54220, freight prepaid.** Freight class 70.

Specifications and prices are subject to change without prior notice.

120° Intersections
3-Way

120° Intersections
3-Way

	MODEL	H	MODEL NUMBER Basic Model	Trim Color	Assembly	Approx. Packaged Weight	Delivered Pricing	Metallic Paint add to list price
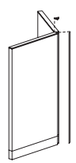	**120° 3-Way, All Panels Same Height**	30”	P1203W30	□□	□	9.0#	$ 404	$ 11
	• Unupholstered: trim colored	36”	P1203W36	□□	□	11.0#	425	11
	• 120° 3-way top cap	42”	P1203W42	□□	□	12.0#	534	11
	• Light block	48”	P1203W48	□□	□	13.0#	565	11
	• Three half posts	54”	P1203W54	□□	□	15.0#	579	11
	• Connecting hardware	66”	P1203W66	□□	□	18.0#	595	11
	• SX Starlight Silver finish is only offered on flat aluminum trim	72”	P1203W72	□□	□	19.0#	735	11
		84”	P1203W84	□□	□	22.0#	748	11
PTN								
			Ⓐ	Ⓑ	Ⓒ			

HOW TO ORDER

Indicate the following information on order form:
1. Quantity of each item.
2. Model number, including options. See “How To Build a Model Number”.
3. Any special service required.

Note: • The □ indicates that a choice is required.
- The absence of the □ indicates that no choice is required.
- Alpha-numeric characters in place of □ indicate that no other alternatives are available.

HOW TO BUILD A MODEL NUMBER

Ⓐ Select basic model.

Ⓑ Select trim color.
Refer to the **Product Color Options** page in this price list.
SX Starlight Silver finish is only offered on flat aluminum trim.

Ⓒ Select assembly.

F	- Fully Assembled; add $102
U	- Unassembled

SPECIAL SERVICES

Special Carton Marking

With specially marked information	N/C

Shipping

Ships **knocked down, FOB Manitowoc, WI 54220, freight prepaid.** Freight class 70.

Specifications and prices are subject to change without prior notice.

120° Intersections
3-Way

120° Intersections
3-Way

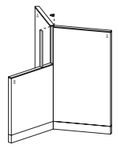

PTN

MODEL	A x B	MODEL NUMBER Basic Model	MODEL NUMBER Trim Color	Approx. Packaged Weight	Delivered Pricing	Metallic Paint add to list price
120° 3-Way, Two Different Heights • Unupholstered: trim colored • 2-way top cap • Light block • One piece of height change trim • Two half posts A • One half post B • Connecting hardware • SX Starlight Silver finish is only offered on flat aluminum trim	36" 30"	P120V1203036	☐☐	9.0#	$ 542	$ 36
	42" 30"	P120V1203042	☐☐	11.0#	547	39
	48" 30"	P120V1203048	☐☐	12.0#	678	39
	54" 30"	P120V1203054	☐☐	13.0#	695	39
	66" 30"	P120V1203066	☐☐	16.0#	722	40
	72" 30"	P120V1203072	☐☐	17.0#	852	49
	84" 30"	P120V1203084	☐☐	20.0#	882	52
	42" 36"	P120V1203642	☐☐	9.0#	552	36
	48" 36"	P120V1203648	☐☐	11.0#	563	39
	54" 36"	P120V1203654	☐☐	12.0#	694	39
	66" 36"	P120V1203666	☐☐	15.0#	718	40
	72" 36"	P120V1203672	☐☐	16.0#	751	40
	84" 36"	P120V1203684	☐☐	20.0#	887	52
	48" 42"	P120V1204248	☐☐	9.0#	683	36
	54" 42"	P120V1204254	☐☐	11.0#	692	39
	66" 42"	P120V1204266	☐☐	13.0#	817	39
	72" 42"	P120V1204272	☐☐	15.0#	849	40
	84" 42"	P120V1204284	☐☐	20.0#	871	49
	54" 48"	P120V1204854	☐☐	9.0#	700	36
	66" 48"	P120V1204866	☐☐	12.0#	820	39
	72" 48"	P120V1204872	☐☐	15.0#	855	39
	84" 48"	P120V1204884	☐☐	20.0#	877	40
	66" 54"	P120V1205466	☐☐	11.0#	715	39
	72" 54"	P120V1205472	☐☐	15.0#	849	39
	84" 54"	P120V1205484	☐☐	20.0#	871	40
	72" 66"	P120V1206672	☐☐	9.0#	744	36
	84" 66"	P120V1206684	☐☐	12.0#	864	39
	84" 72"	P120V1207284	☐☐	11.0#	869	39
		Ⓐ	Ⓑ			

HOW TO ORDER

Indicate the following information on order form:
1. Quantity of each item.
2. Model number, including options. See "How To Build a Model Number".
3. Any special service required.

Note: • The ☐ indicates that a choice is required.
- The absence of the ☐ indicates that no choice is required.
- Alpha-numeric characters in place of ☐ indicate that no other alternatives are available.

HOW TO BUILD A MODEL NUMBER

Ⓐ Select basic model.

Ⓑ Select trim color.
Refer to the **Product Color Options** page in this price list.
SX Starlight Silver finish is only offered on flat aluminum trim.

SPECIAL SERVICES

Special Carton Marking

With specially marked information	N/C

Shipping

Ships **knocked down, FOB Manitowoc, WI 54220, freight prepaid.** Freight class 70.

Specifications and prices are subject to change without prior notice.

120° Intersections
3-Way

120° Intersections
3-Way

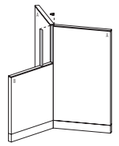

PTNF

120° 3-Way, Two Different Heights
- Upholstered
- 120° 2-way top cap
- Light block
- One piece of height change trim
- Two half posts A
- One half post B
- Connecting hardware
- SX Starlight Silver finish is only offered on flat aluminum trim

MODEL	A x B	MODEL NUMBER Basic Model	Trim Color Ⓑ	Upholstery Color Ⓒ	Approx. Packaged Weight	Delivered Pricing Fabric Grade 1 & C.O.M.	Delivered Pricing Fabric Grade 2	Delivered Pricing Fabric Grade 3 & Pallas Vertical Fabric Grade PV	Delivered Pricing Pallas Vertical Fabric Grade PV1	Delivered Pricing Pallas Vertical Fabric Grade PV2	Metallic Paint add to list price
	36” 30”	P120VF1203036	□□	□□□□□	9.0#	$ 630	$ 642	$ 656	$ 663	$ 678	$ 11
	42” 30”	P120VF1203042	□□	□□□□□	11.0#	569	583	592	606	627	11
	48” 30”	P120VF1203048	□□	□□□□□	12.0#	764	781	788	804	824	11
	54” 30”	P120VF1203054	□□	□□□□□	13.0#	771	787	793	811	834	11
	66” 30”	P120VF1203066	□□	□□□□□	15.0#	804	817	829	844	866	11
	72” 30”	P120VF1203072	□□	□□□□□	16.0#	936	956	966	982	1013	11
	84” 30”	P120VF1203084	□□	□□□□□	20.0#	976	992	1005	1022	1051	11
	42” 36”	P120VF1203642	□□	□□□□□	9.0#	639	650	660	668	688	11
	48” 36”	P120VF1203648	□□	□□□□□	10.0#	663	672	685	695	718	11
	54” 36”	P120VF1203654	□□	□□□□□	11.0#	779	789	797	815	836	11
	66” 36”	P120VF1203666	□□	□□□□□	13.0#	793	811	819	834	859	11
	72” 36”	P120VF1203672	□□	□□□□□	14.0#	831	846	858	870	898	11
	84” 36”	P120VF1203684	□□	□□□□□	18.0#	977	993	1009	1023	1052	11
	48” 42”	P120VF1204248	□□	□□□□□	9.0#	770	785	791	810	833	11
	54” 42”	P120VF1204254	□□	□□□□□	11.0#	780	790	803	816	837	11
	66” 42”	P120VF1204266	□□	□□□□□	13.0#	852	870	877	897	920	11
	72” 42”	P120VF1204272	□□	□□□□□	14.0#	924	946	951	970	995	11
	84” 42”	P120VF1204284	□□	□□□□□	18.0#	1058	1080	1092	1110	1142	11
	54” 48”	P120VF1204854	□□	□□□□□	9.0#	787	803	811	824	849	11
	66” 48”	P120VF1204866	□□	□□□□□	12.0#	904	919	932	949	977	11
	72” 48”	P120VF1204872	□□	□□□□□	14.0#	930	946	956	976	1002	11
	84” 48”	P120VF1204884	□□	□□□□□	18.0#	1062	1083	1094	1117	1147	11
	66” 54”	P120VF1205466	□□	□□□□□	11.0#	803	817	828	841	864	11
	72” 54”	P120VF1205472	□□	□□□□□	12.0#	931	950	958	977	1005	11
	84” 54”	P120VF1205484	□□	□□□□□	16.0#	950	970	980	993	1025	11
	72” 66”	P120VF1206672	□□	□□□□□	9.0#	831	845	858	870	898	11
	84” 66”	P120VF1206684	□□	□□□□□	11.0#	947	968	977	990	1022	11
	84” 72”	P120VF1207284	□□	□□□□□	11.0#	955	976	982	1002	1031	11
		Ⓐ	Ⓑ	Ⓒ							

HOW TO ORDER

Indicate the following information on order form:
1. Quantity of each item.
2. Model number, including options. See “How To Build a Model Number”.
3. Any special service required.

Note: • The □ indicates that a choice is required.
- The absence of the □ indicates that no choice is required.
- Alpha-numeric characters in place of □ indicate that no other alternatives are available.

HOW TO BUILD A MODEL NUMBER

Ⓐ Select basic model.

Ⓑ Select trim color.
Refer to the **Product Color Options** page in this price list.
SX Starlight Silver finish is only offered on flat aluminum trim.

Ⓒ Select upholstery color.
Refer to **ki.com/fabrics**

INFORMATION

Fabric Disclaimer
Fabric will be applied as swatched by the fabric manufacturer. Fabric that is required to be applied differently than is swatched will need a Product Modification Request written specifying the direction the fabric is to be applied.

SPECIAL SERVICES

Special Carton Marking

With specially marked information	N/C

Shipping
Ships **knocked down, FOB Manitowoc, WI 54220, freight prepaid.** Freight class 70.

Specifications and prices are subject to change without prior notice.

120° Intersections
3-Way

120° Intersections
3-Way

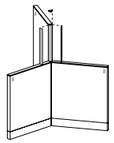

PTN

120° 3-Way, Two Different Heights
- Unupholstered: trim colored
- 120° 1-way top cap
- Light block
- Two pieces of height change trim
- One half post A
- Two half posts B
- Connecting hardware
- SX Starlight Silver finish is only offered on flat aluminum trim

MODEL	A x B	MODEL NUMBER: Basic Model	MODEL NUMBER: Trim Color	Approx. Packaged Weight	Delivered Pricing	Metallic Paint add to list price
	36” 30”	P120V1W3036	□□	9.0#	$ 563	$ 49
	42” 30”	P120V1W3042	□□	10.0#	563	53
	48” 30”	P120V1W3048	□□	11.0#	695	53
	54” 30”	P120V1W3054	□□	12.0#	713	53
	66” 30”	P120V1W3066	□□	15.0#	747	56
	72” 30”	P120V1W3072	□□	16.0#	864	80
	84” 30”	P120V1W3084	□□	20.0#	912	87
	42” 36”	P120V1W3642	□□	9.0#	575	49
	48” 36”	P120V1W3648	□□	11.0#	591	53
	54” 36”	P120V1W3654	□□	12.0#	709	53
	66” 36”	P120V1W3666	□□	15.0#	737	56
	72” 36”	P120V1W3672	□□	16.0#	779	56
	84” 36”	P120V1W3684	□□	20.0#	920	87
	48” 42”	P120V1W4248	□□	9.0#	699	49
	54” 42”	P120V1W4254	□□	11.0#	700	53
	66” 42”	P120V1W4266	□□	14.0#	835	53
	72” 42”	P120V1W4272	□□	16.0#	861	56
	84” 42”	P120V1W4284	□□	20.0#	889	80
	54” 48”	P120V1W4854	□□	9.0#	720	49
	66” 48”	P120V1W4866	□□	12.0#	841	53
	72” 48”	P120V1W4872	□□	14.0#	870	53
	84” 48”	P120V1W4884	□□	18.0#	906	56
	66” 54”	P120V1W5466	□□	11.0#	735	53
	72” 54”	P120V1W5472	□□	12.0#	862	53
	84” 54”	P120V1W5484	□□	16.0#	896	56
	72” 66”	P120V1W6672	□□	9.0#	761	49
	84” 66”	P120V1W6684	□□	12.0#	878	53
	84” 72”	P120V1W7284	□□	11.0#	889	53
		Ⓐ	Ⓑ			

HOW TO ORDER

Indicate the following information on order form:
1. Quantity of each item.
2. Model number, including options. See “How To Build a Model Number”.
3. Any special service required.

Note:
- The □ indicates that a choice is required.
- The absence of the □ indicates that no choice is required.
- Alpha-numeric characters in place of □ indicate that no other alternatives are available.

HOW TO BUILD A MODEL NUMBER

Ⓐ Select basic model.

Ⓑ Select trim color.
Refer to the **Product Color Options** page in this price list.
SX Starlight Silver finish is only offered on flat aluminum trim.

SPECIAL SERVICES

Special Carton Marking

With specially marked information	N/C

Shipping

Ships **knocked down, FOB Manitowoc, WI 54220, freight prepaid.** Freight class 70.

Specifications and prices are subject to change without prior notice.

120° Intersections
3-Way

120° Intersections
3-Way

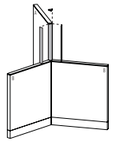

PTNF

120° 3-Way, Two Different Heights
- Upholstered
- 120° 1-way top cap
- Light block
- Two pieces of height change trim
- One half post A
- Two half posts B
- Connecting hardware
- SX Starlight Silver finish is only offered on flat aluminum trim

MODEL	A x B	MODEL NUMBER Basic Model	Trim Color	Upholstery Color	Approx. Packaged Weight	Delivered Pricing Fabric Grade 1 & C.O.M.	Delivered Pricing Fabric Grade 2	Delivered Pricing Fabric Grade 3 & Pallas Vertical Fabric Grade PV	Delivered Pricing Pallas Vertical Fabric Grade PV1	Delivered Pricing Pallas Vertical Fabric Grade PV2	Metallic Paint add to list price
	36” 30”	P120VF1W3036	□□	□□□□□	9.0#	$ 624	$ 637	$ 642	$ 659	$ 670	$ 11
	42” 30”	P120VF1W3042	□□	□□□□□	12.0#	624	639	648	660	672	11
	48” 30”	P120VF1W3048	□□	□□□□□	14.0#	741	756	766	784	805	11
	54” 30”	P120VF1W3054	□□	□□□□□	16.0#	748	764	776	787	811	11
	66” 30”	P120VF1W3066	□□	□□□□□	20.0#	779	789	797	815	836	11
	72” 30”	P120VF1W3072	□□	□□□□□	22.0#	899	917	926	945	970	11
	84” 30”	P120VF1W3084	□□	□□□□□	26.0#	979	992	1009	1021	1051	11
	42” 36”	P120VF1W3642	□□	□□□□□	9.0#	634	649	658	667	685	11
	48” 36”	P120VF1W3648	□□	□□□□□	12.0#	650	663	668	683	700	11
	54” 36”	P120VF1W3654	□□	□□□□□	14.0#	755	771	783	793	817	11
	66” 36”	P120VF1W3666	□□	□□□□□	18.0#	771	785	791	810	833	11
	72” 36”	P120VF1W3672	□□	□□□□□	20.0#	904	919	932	949	977	11
	84” 36”	P120VF1W3684	□□	□□□□□	24.0#	938	956	968	985	1016	11
	48” 42”	P120VF1W4248	□□	□□□□□	9.0#	756	771	783	793	819	11
	54” 42”	P120VF1W4254	□□	□□□□□	12.0#	761	780	787	803	824	11
	66” 42”	P120VF1W4266	□□	□□□□□	16.0#	871	890	900	916	945	11
	72” 42”	P120VF1W4272	□□	□□□□□	18.0#	898	912	920	940	968	11
	84” 42”	P120VF1W4284	□□	□□□□□	22.0#	919	937	949	966	992	11
	54” 48”	P120VF1W4854	□□	□□□□□	9.0#	783	793	805	819	844	11
	66” 48”	P120VF1W4866	□□	□□□□□	14.0#	891	906	916	934	960	11
	72” 48”	P120VF1W4872	□□	□□□□□	16.0#	929	937	937	955	981	11
	84” 48”	P120VF1W4884	□□	□□□□□	20.0#	932	951	960	979	1009	11
	66” 54”	P120VF1W5466	□□	□□□□□	12.0#	791	810	817	833	859	11
	72” 54”	P120VF1W5472	□□	□□□□□	14.0#	912	934	945	959	986	11
	84” 54”	P120VF1W5484	□□	□□□□□	18.0#	930	946	956	976	1002	11
	72” 66”	P120VF1W6672	□□	□□□□□	9.0#	820	835	846	861	889	11
	84” 66”	P120VF1W6684	□□	□□□□□	14.0#	931	947	958	977	1005	11
	84” 72”	P120VF1W7284	□□	□□□□□	12.0#	949	969	979	992	1023	11
		Ⓐ	Ⓑ	Ⓒ							

HOW TO ORDER

Indicate the following information on order form:
1. Quantity of each item.
2. Model number, including options. See “How To Build a Model Number”.
3. Any special service required.

Note: • The □ indicates that a choice is required.
- The absence of the □ indicates that no choice is required.
- Alpha-numeric characters in place of □ indicate that no other alternatives are available.

HOW TO BUILD A MODEL NUMBER

Ⓐ Select basic model.

Ⓑ Select trim color.
Refer to the **Product Color Options** page in this price list.
SX Starlight Silver finish is only offered on flat aluminum trim.

Ⓒ Select upholstery color.
Refer to **ki.com/fabrics**

INFORMATION

Fabric Disclaimer
Fabric will be applied as swatched by the fabric manufacturer. Fabric that is required to be applied differently than is swatched will need a Product Modification Request written specifying the direction the fabric is to be applied.

SPECIAL SERVICES

Special Carton Marking

With specially marked information	N/C

Shipping
Ships **knocked down, FOB Manitowoc, WI 54220, freight prepaid.** Freight class 70.

Specifications and prices are subject to change without prior notice.

120° Intersections
2-Way and 3-Way Stackable

120° Intersections
2-Way and 3-Way Stackable

	MODEL	H	MODEL NUMBER Basic Model	Trim Color	Upholstery Color	Approx. Packaged Weight	Delivered Pricing	Delivered Pricing Fabric Grade 1 & C.O.M.	Delivered Pricing Fabric Grade 2	Delivered Pricing Fabric Grade 3 & Pallas Vertical Fabric Grade PV	Delivered Pricing Pallas Vertical Fabric Grade PV1	Delivered Pricing Pallas Vertical Fabric Grade PV2	Metallic Paint add to list price
 PST	**2-Way Stackable** • Unupholstered: trim color • One piece of stackable vetical trim • Two stackable half-posts • One 120° corner connector block • Use top cap from existing lower panel • SX Starlight Silver finish is only offered on flat aluminum trim	12"	PS1202W12	□□		5.0#	$ 381						$ 14
		18"	PS1202W18	□□		6.0#	503						14
		24"	PS1202W24	□□		7.0#	525						14
 PSTF	**2-Way Stackable** • Upholstered • One piece of stackable vetical trim • Two stackable half-posts • One 120° corner connector block • Use top cap from existing lower panel • SX Starlight Silver finish is only offered on flat aluminum trim	12"	PS120F2W12	□□	□□□□□	5.0#	N/A	$ 467	$ 475	$ 482	$ 490	$ 502	N/A
		18"	PS120F2W18	□□	□□□□□	6.0#	N/A	589	601	606	617	634	N/A
		24"	PS120F2W24	□□	□□□□□	7.0#	N/A	601	609	616	629	649	N/A
 PST	**3-Way Stackable** • Unupholstered • Three stackable half-posts • One 120° corner connector block • Use top cap from existing lower panel • SX Starlight Silver finish is only offered on flat aluminum trim	12"	PS1203W12	□□		7.0#	$ 475						N/A
		18"	PS1203W18	□□		8.0#	606						N/A
		24"	PS1203W24	□□		9.0#	619						N/A

Ⓐ Ⓑ Ⓒ

HOW TO ORDER

Indicate the following information on order form:
1. Quantity of each item.
2. Model number, including options. See "How To Build a Model Number".
3. Any special service required.

Note: • The □ indicates that a choice is required.
- The absence of the □ indicates that no choice is required.
- Alpha-numeric characters in place of □ indicate that no other alternatives are available.

HOW TO BUILD A MODEL NUMBER

Ⓐ Select basic model.

Ⓑ Select trim color.
Refer to the **Product Color Options** page in this price list.
SX Starlight Silver finish is only offered on flat aluminum trim.

Ⓒ Select upholstery color.
Refer to **ki.com/fabrics**

INFORMATION

Fabric Disclaimer
Fabric will be applied as swatched by the fabric manufacturer. Fabric that is required to be applied differently than is swatched will need a Product Modification Request written specifying the direction the fabric is to be applied.

SPECIAL SERVICES

Special Carton Marking

With specially marked information	N/C

Shipping
Ships **knocked down, FOB Manitowoc, WI 54220, freight prepaid.** Freight class 70.

Specifications and prices are subject to change without prior notice.

120° Worksurfaces
Corner Worksurfaces

KI

120° Worksurfaces
Corner Worksurfaces

	MODEL	MODEL NUMBER Basic Model	Edge Style	Surface Finish	Trim Color	Wood Edge Color	Veneer Color	Edge Color	Grommet Color	Approx. Packaged Weight	74P Edge (74P)	Knife Edge (KN)	Wood Edge Laminate (WL)	Wood Edge Veneer (WV)
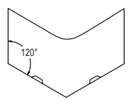 PWWC	**Inside Corner Worksurface with 120° Ends** • Includes mounting hardware • Left hand cantilever is provided for rear corner • Includes two 2-1/2" x 6" grommets	PW120243624	□□□	□□□	□□	□□□	□□□	□□□	□□□	44.0#	$ 1106	$ 1228	$ 1705	$ 3602
		PW120244224	□□□	□□□	□□	□□□	□□□	□□□	□□□	53.0#	1170	1275	1802	4283
		PW120244824	□□□	□□□	□□	□□□	□□□	□□□	□□□	62.0#	1330	1399	2026	5089
		PW120303630	□□□	□□□	□□	□□□	□□□	□□□	□□□	65.0#	1142	1253	1756	3741
		PW120304230	□□□	□□□	□□	□□□	□□□	□□□	□□□	67.0#	1264	1331	1890	4548
		PW120304830	□□□	□□□	□□	□□□	□□□	□□□	□□□	76.0#	1515	1617	2207	5361
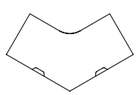 PWWC	**Inside Corner Worksurface with 90° Ends**	PWIC120243624	□□□	□□□	□□	□□□	□□□	□□□	□□□	44.0#	$ 1106	$ 1228	$ 1705	$ 2501
		PWIC120244224	□□□	□□□	□□	□□□	□□□	□□□	□□□	53.0#	1170	1275	1802	2585
		PWIC120244824	□□□	□□□	□□	□□□	□□□	□□□	□□□	62.0#	1330	1399	2026	2623
		PWIC120303630	□□□	□□□	□□	□□□	□□□	□□□	□□□	65.0#	1142	1253	1756	2661
		PWIC120304230	□□□	□□□	□□	□□□	□□□	□□□	□□□	67.0#	1264	1331	1890	2704
		PWIC120304830	□□□	□□□	□□	□□□	□□□	□□□	□□□	70.0#	1515	1617	2207	2718
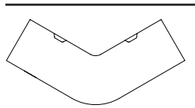 PWWC	**Outside Corner Worksurface with 90° Ends**	PWOC120243624	□□□	□□□	□□	□□□	□□□	□□□	□□□	44.0#	$ 1106	$ 1228	$ 1776	$ 3092
		PWOC120244224	□□□	□□□	□□	□□□	□□□	□□□	□□□	53.0#	1170	1275	1876	3158
		PWOC120244824	□□□	□□□	□□	□□□	□□□	□□□	□□□	62.0#	1330	1399	2099	3189
		PWOC120303630	□□□	□□□	□□	□□□	□□□	□□□	□□□	65.0#	1142	1253	1828	3236
		PWOC120304230	□□□	□□□	□□	□□□	□□□	□□□	□□□	67.0#	1264	1331	2132	3271
		PWOC120304830	□□□	□□□	□□	□□□	□□□	□□□	□□□	76.0#	1515	1617	2301	3326
			Ⓐ	Ⓑ	Ⓒ	Ⓓ	Ⓔ	Ⓕ	Ⓖ	Ⓗ				

HOW TO ORDER

Indicate the following information on order form:
1. Quantity of each item.
2. Model number, including options. See "How To Build a Model Number".
3. Any special service required.

Note: • The □ indicates that a choice is required.
- The absence of the □ indicates that no choice is required.
- Alpha-numeric characters in place of □ indicate that no other alternatives are available.

HOW TO BUILD A MODEL NUMBER

Ⓐ Select basic model.

Ⓑ Select edge style.

74P	- 74P edge
KN	- Knife edge
WL	- Wood edge, laminate surface
WV	- Wood edge, veneer surface

Ⓒ Select surface finish.
Refer to the **Product Color Options** page in this price list.
Surface finish offerings are based on edge style selections.

Ⓓ Select trim color.
Refer to the **Product Color Options** page in this price list.

Ⓔ Select wood edge color.
Refer to the **Product Color Options** page in this price list.

Ⓕ Select wood veneer color.
Refer to the **Product Color Options** page in this price list.

Ⓖ Select edge color.
Refer to the **Product Color Options** page in this price list.

Ⓗ Select grommet color.
Refer to the **Product Color Options** page in this price list.

FINISH INFORMATION

Additional Laminate Offering
Additional laminates beyond KI standard offering, are available with two weeks extended leadtime. To specify additional laminates, use these designators followed by the supplier's color/pattern code:

Formica - LF/supplier's color pattern code
Nevamar - LN/supplier's color pattern code
Wilsonart - LW/supplier's color pattern code

KI's standard laminate finish is the supplier's recommended finish for that color/pattern.
Note: Nonstandard laminates from these suppliers (example: textured laminates) require a Product Modification Request.
Contact customer service for details.

SPECIAL SERVICES

Special Carton Marking

With specially marked information	N/C

Shipping
Ships **knocked down, FOB Manitowoc, WI 54220, freight prepaid.** Freight class 70.

Specifications and prices are subject to change without prior notice.

120° Build Your Own
Components

120° Build Your Own
Components

	MODEL	H	MODEL NUMBER Basic Model	Approx. Packaged Weight	Delivered Pricing
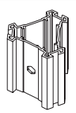	**120° Connector Block** • Black only • Extruded aluminum block with three threaded inserts		46.0955	1.0#	$ 28
HRDPT					
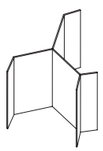	**120° Light Block**	12”	46.1037.12	1.0#	$ 8
		18”	46.1037.18	1.0#	8
		24”	46.1037.24	1.0#	8
		30”	46.1037.30	1.0#	9
		36”	46.1037.36	1.0#	13
		42”	46.1037.42	1.0#	13
		48”	46.1037.48	1.0#	22
		54”	46.1037.54	1.0#	22
HRDPT		60”	46.1037.60	1.0#	22
		66”	46.1037.66	1.0#	22
		72”	46.1037.72	1.0#	29
		78”	46.1037.78	1.0#	29
		84”	46.1037.84	1.0#	29

Ⓐ

HOW TO ORDER

Indicate the following information on order form:
1. Quantity of each item.
2. Model number, including options. See “How To Build a Model Number”.
3. Any special service required.

Note: • The ☐ indicates that a choice is required.
- The absence of the ☐ indicates that no choice is required.
- Alpha-numeric characters in place of ☐ indicate that no other alternatives are available.

HOW TO BUILD A MODEL NUMBER

Ⓐ Select basic model.

SPECIAL SERVICES

Special Carton Marking

With specially marked information N/C

Shipping

Ships **knocked down, FOB Manitowoc, WI 54220, freight prepaid.** Freight class 70.

Specifications and prices are subject to change without prior notice.

120° Build Your Own
Components

120° Build Your Own
Components

	MODEL	H	MODEL NUMBER Basic Model	MODEL NUMBER Trim Color	Approx. Packaged Weight	Delivered Pricing	Metallic Paint add to list price
	120° Vertical Trim	30"	46.1032.30	☐☐	1.0#	$ 42	$ 16
		36"	46.1032.36	☐☐	1.0#	51	16
		42"	46.1032.42	☐☐	1.0#	51	36
		48"	46.1032.48	☐☐	1.0#	75	39
		54"	46.1032.54	☐☐	2.0#	75	39
		60"	46.1032.60	☐☐	2.0#	75	39
		66"	46.1032.66	☐☐	2.0#	75	41
HRDPT		72"	46.1032.72	☐☐	2.0#	108	41
		84"	46.1032.84	☐☐	2.0#	118	43
	**120° 1-Way Top Cap**		46.1027	☐☐	1.0#	$ 13	$ 11
HRDPT							
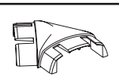	**120° 2-Way Top Cap**		46.1028	☐☐	1.0#	$ 13	N/A
HRDPT							
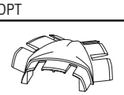	**120° 3-Way Top Cap**		46.1029	☐☐	1.0#	$ 13	N/A
HRDPT							

Ⓐ Ⓑ

HOW TO ORDER

Indicate the following information on order form:
1. Quantity of each item.
2. Model number, including options. See "How To Build a Model Number".
3. Any special service required.

Note: • The ☐ indicates that a choice is required.
- The absence of the ☐ indicates that no choice is required.
- Alpha-numeric characters in place of ☐ indicate that no other alternatives are available.

HOW TO BUILD A MODEL NUMBER

Ⓐ Select basic model.

Ⓑ Select trim color.
Refer to the **Product Color Options** page in this price list.

SPECIAL SERVICES

Special Carton Marking

With specially marked information	N/C

Shipping

Ships **knocked down, FOB Manitowoc, WI 54220, freight prepaid.** Freight class 70.

Specifications and prices are subject to change without prior notice.

Tech Preconfigured Intersection Conditions

90° 2-Way and End-of-Run

Tech Preconfigured Intersection Conditions

90° 2-Way and End-of-Run

	MODEL	H	MODEL NUMBER Basic Model	Trim Color	Fabric Color	Approx. Packaged Weight	Delivered Pricing Unupholstered	Delivered Pricing Fabric Grade 1 & C.O.M.	Delivered Pricing Fabric Grade 2	Delivered Pricing Fabric Grade 3 & Pallas Vertical Fabric Grade PV	Delivered Pricing Pallas Vertical Fabric Grade PV1	Delivered Pricing Pallas Vertical Fabric Grade PV2	Metallic Paint add to list price
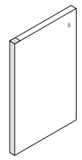 TECN	**End-of-Run Condition** • Unupholstered: trim colored • End-of-run trim (Tech) • Top cap • One full post • End-of-run base tile hooks • SX Starlight Silver finish is only offered on flat aluminum trim	30”	TEP/30	□□		5.0#	$ 84						$ 39
		36”	TEP/36	□□		5.0#	105						40
		42”	TEP/42	□□		7.0#	107						44
		48”	TEP/48	□□		8.0#	127						46
		54”	TEP/54	□□		9.0#	129						49
		60”	TEP/60	□□		10.0#	137						53
		66”	TEP/66	□□		11.0#	162						61
		72”	TEP/72	□□		11.0#	169						61
		78”	TEP/78	□□		12.0#	172						61
		84”	TEP/84	□□		13.0#	180						64
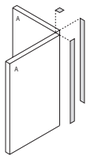 TECN	**90° 2-Way “L” Corner, Both Panels Same Height** • Unupholstered: trim colored • 90° top cap • Two pieces of universal trim (Tech) • Two half-posts • Two sets of half post base tile hooks • Connecting hardware • SX Starlight Silver finish is only offered on flat aluminum trim	30”	TCP90/30	□□		9.0#	$ 223						$ 56
		36”	TCP90/36	□□		9.0#	243						57
		42”	TCP90/42	□□		11.0#	280						57
		48”	TCP90/48	□□		12.0#	311						90
		54”	TCP90/54	□□		13.0#	320						92
		60”	TCP90/60	□□		15.0#	324						94
		66”	TCP90/66	□□		16.0#	346						97
		72”	TCP90/72	□□		16.0#	373						100
		78”	TCP90/78	□□		16.0#	395						100
		84”	TCP90/84	□□		16.0#	427						102
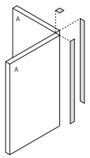 TEF2	**90° 2-Way “L” Corner, Both Panels Same Height** • Upholstered • 90° top cap • Two pieces of universal trim • Two half-posts • Two sets of half post base tile hooks • Connecting hardware • SX Starlight Silver finish is only offered on flat aluminum trim	30”	TCPF90/30	□□	□□□□	7.0#	N/A	$ 310	$ 315	$ 319	$ 322	$ 335	$ 43
		36”	TCPF90/36	□□	□□□□	7.0#	N/A	329	339	344	351	359	48
		42”	TCPF90/42	□□	□□□□	10.0#	N/A	373	377	381	394	404	53
		48”	TCPF90/48	□□	□□□□	11.0#	N/A	414	421	425	433	441	57
		54”	TCPF90/54	□□	□□□□	13.0#	N/A	425	430	433	441	447	57
		60”	TCPF90/60	□□	□□□□	14.0#	N/A	432	436	440	456	467	61
		66”	TCPF90/66	□□	□□□□	16.0#	N/A	453	461	465	475	487	65
		72”	TCPF90/72	□□	□□□□	16.0#	N/A	486	497	500	511	526	68
		78”	TCPF90/78	□□	□□□□	16.0#	N/A	505	518	522	534	548	77
		84”	TCPF90/84	□□	□□□□	16.0#	N/A	588	597	603	617	634	84
				Ⓐ	Ⓑ	Ⓒ							

HOW TO ORDER

Indicate the following information on order form:
1. Quantity of each item.
2. Model number, including options. See “How To Build a Model Number”.
3. Any special service required.

Note: • The □ indicates that a choice is required.
- The absence of the □ indicates that no choice is required.
- Alpha-numeric characters in place of □ indicate that no other alternatives are available.

HOW TO BUILD A MODEL NUMBER

Ⓐ Select basic model.

Ⓑ Select trim color.
Refer to the **Product Color Options** page in this price list.
SX Starlight Silver finish is only offered on flat aluminum trim.

Ⓒ Select fabric color.
Refer to **ki.com/fabrics**

INFORMATION

Fabric Disclaimer

Fabric will be applied as swatched by the fabric manufacturer. Fabric that is required to be applied differently than is swatched will need a Product Modification Request written specifying the direction the fabric is to be applied.

SPECIAL SERVICES

Special Carton Marking

With specially marked information N/C

Shipping

Ships **knocked down, FOB Manitowoc, WI 54220, freight prepaid.** Freight class 70.

Specifications and prices are subject to change without prior notice.

Tech Preconfigured Intersection Conditions

90° 2-Way

Tech Preconfigured Intersection Conditions

90° 2-Way

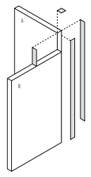

TECN

90° 2-Way "L" Corner, Two Different Heights

- Unupholstered
- 1-way top cap
- Two pieces of universal trim (Tech)
- One piece of universal height change trim
- One half-post (height A)
- One half-post (height B)
- Two sets of half post base tile hooks
- Connecting hardware
- SX Starlight Silver finish is only offered on flat aluminum trim

MODEL	A B A-B	MODEL NUMBER Basic Model	Trim Color	Approx. Packaged Weight	Delivered Pricing	Metallic Paint add to list price
	30" 30" 6"	TCPV90/3036	□□	9.0#	$ 323	$ 95
	42" 30" 12"	TCPV90/3042	□□	9.0#	325	95
	48" 30" 18"	TCPV90/3048	□□	9.0#	360	110
	54" 30" 24"	TCPV90/3054	□□	11.0#	366	112
	60" 30" 30"	TCPV90/3060	□□	11.0#	373	112
	66" 30" 36"	TCPV90/3066	□□	9.0#	369	115
	72" 30" 42"	TCPV90/3072	□□	9.0#	381	120
	78" 30" 48"	TCPV90/3078	□□	9.0#	420	121
	84" 30" 54"	TCPV90/3084	□□	9.0#	433	124
	42" 36" 6"	TCPV90/3642	□□	9.0#	346	95
	48" 36" 12"	TCPV90/3648	□□	9.0#	376	112
	54" 36" 18"	TCPV90/3654	□□	11.0#	379	115
	60" 36" 24"	TCPV90/3660	□□	11.0#	384	112
	66" 36" 30"	TCPV90/3666	□□	9.0#	381	120
	72" 36" 36"	TCPV90/3672	□□	9.0#	402	123
	78" 36" 42"	TCPV90/3678	□□	9.0#	425	124
	84" 36" 48"	TCPV90/3684	□□	9.0#	453	124
	48" 42" 6"	TCPV90/4248	□□	12.0#	487	120
	54" 42" 12"	TCPV90/4254	□□	12.0#	492	123
	60" 42" 18"	TCPV90/4260	□□	11.0#	498	129
	66" 42" 24"	TCPV90/4266	□□	14.0#	497	130
	72" 42" 30"	TCPV90/4272	□□	9.0#	516	130
	78" 42" 36"	TCPV90/4278	□□	9.0#	541	133
	84" 42" 42"	TCPV90/4284	□□	9.0#	557	137

Ⓐ Ⓑ

HOW TO ORDER

Indicate the following information on order form:
1. Quantity of each item.
2. Model number, including options. See "How To Build a Model Number".
3. Any special service required.

Note: • The □ indicates that a choice is required.
- The absence of the □ indicates that no choice is required.
- Alpha-numeric characters in place of □ indicate that no other alternatives are available.

HOW TO BUILD A MODEL NUMBER

Ⓐ Select basic model.

Ⓑ Select trim color.
Refer to the **Product Color Options** page in this price list.
SX Starlight Silver finish is only offered on flat aluminum trim.

SPECIAL SERVICES

Special Carton Marking

With specially marked information N/C

Shipping

Ships **knocked down, FOB Manitowoc, WI 54220, freight prepaid.** Freight class 70.

Specifications and prices are subject to change without prior notice.

Tech Preconfigured Intersection Conditions

90° 2-Way

Tech Preconfigured Intersection Conditions

90° 2-Way

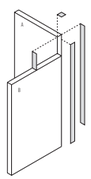

TECN

90° 2-Way "L" Corner, Two Different Heights

- Unupholstered
- 1-way top cap
- Two pieces of universal trim (Tech)
- One piece of universal height change trim
- One half-post (height A)
- One half-post (height B)
- Two sets of half post base tile hooks
- Connecting hardware
- SX Starlight Silver finish is only offered on flat aluminum trim

MODEL	A B A-B	MODEL NUMBER: Basic Model	MODEL NUMBER: Trim Color	Approx. Packaged Weight	Delivered Pricing	Metallic Paint add to list price
	54" 48" 6"	TCPV90/4854	□□	12.0#	$ 501	$ 125
	60" 48" 12"	TCPV90/4860	□□	11.0#	503	125
	66" 48" 18"	TCPV90/4866	□□	14.0#	501	127
	72" 48" 24"	TCPV90/4872	□□	9.0#	523	129
	78" 48" 30"	TCPV90/4878	□□	9.0#	547	125
	84" 48" 36"	TCPV90/4884	□□	9.0#	574	129
	60" 54" 6"	TCPV90/5460	□□	11.0#	547	130
	66" 54" 12"	TCPV90/5466	□□	15.0#	509	130
	72" 54" 18"	TCPV90/5472	□□	9.0#	529	131
	78" 54" 24"	TCPV90/5478	□□	9.0#	555	127
	84" 54" 30"	TCPV90/5484	□□	9.0#	579	129
	66" 60" 6"	TCPV90/6066	□□	15.0#	522	129
	72" 60" 12"	TCPV90/6072	□□	9.0#	537	130
	78" 60" 18"	TCPV90/6078	□□	9.0#	562	130
	84" 60" 24"	TCPV90/6084	□□	9.0#	588	131
	72" 66" 6"	TCPV90/6672	□□	9.0#	538	131
	78" 66" 12"	TCPV90/6678	□□	9.0#	563	132
	84" 66" 18"	TCPV90/6684	□□	9.0#	595	132
	78" 72" 6"	TCPV90/7278	□□	9.0#	581	134
	84" 72" 12"	TCPV90/7284	□□	9.0#	602	134
	84" 78" 6"	TCPV90/7884	□□	9.0#	603	134
			Ⓐ Ⓑ			

HOW TO ORDER

Indicate the following information on order form:
1. Quantity of each item.
2. Model number, including options. See "How To Build a Model Number".
3. Any special service required.

Note: • The □ indicates that a choice is required.
- The absence of the □ indicates that no choice is required.
- Alpha-numeric characters in place of □ indicate that no other alternatives are available.

HOW TO BUILD A MODEL NUMBER

Ⓐ Select basic model.

Ⓑ Select trim color.
Refer to the **Product Color Options** page in this price list.
SX Starlight Silver finish is only offered on flat aluminum trim.

SPECIAL SERVICES

Special Carton Marking

With specially marked information	N/C

Shipping

Ships **knocked down, FOB Manitowoc, WI 54220, freight prepaid.** Freight class 70.

Specifications and prices are subject to change without prior notice.

Tech Preconfigured Intersection Conditions

90° 2-Way

Tech Preconfigured Intersection Conditions

90° 2-Way

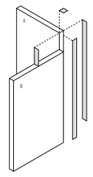

TEF2

90° 2-Way "L" Corner, Two Different Heights

- Upholstered
- 1-way top cap
- Two pieces of universal trim (Tech)
- One piece of universal height change trim
- One half-post (height A)
- One half-post (height B)
- Two sets of half post base tile hooks
- Connecting hardware
- SX Starlight Silver finish is only offered on flat aluminum trim

MODEL	A B A-B	MODEL NUMBER Basic Model	Trim Color	Fabric Color	Approx. Packaged Weight	Delivered Pricing Fabric Grade 1 & C.O.M.	Delivered Pricing Fabric Grade 2	Delivered Pricing Fabric Grade 3 & Pallas Vertical Fabric Grade PV	Delivered Pricing Pallas Vertical Fabric Grade PV1	Delivered Pricing Pallas Vertical Fabric Grade PV2	Metallic Paint add to list price
	36" 30" 6"	TCPVF90/3036	☐☐	☐☐☐☐	9.0#	$ 457	$ 465	$ 467	$ 482	$ 492	$ 22
	42" 30" 12"	TCPVF90/3042	☐☐	☐☐☐☐	9.0#	453	461	465	475	487	22
	48" 30" 18"	TCPVF90/3048	☐☐	☐☐☐☐	9.0#	500	509	514	526	541	22
	54" 30" 24"	TCPVF90/3054	☐☐	☐☐☐☐	11.0#	509	519	523	535	549	22
	60" 30" 30"	TCPVF90/3060	☐☐	☐☐☐☐	11.0#	522	529	534	547	561	22
	66" 30" 36"	TCPVF90/3066	☐☐	☐☐☐☐	16.0#	523	532	535	548	562	22
	72" 30" 42"	TCPVF90/3072	☐☐	☐☐☐☐	16.0#	543	552	561	575	588	22
	78" 30" 48"	TCPVF90/3078	☐☐	☐☐☐☐	16.0#	579	588	595	607	619	22
	84" 30" 54"	TCPVF90/3084	☐☐	☐☐☐☐	16.0#	643	658	664	674	695	22
	42" 36" 6"	TCPVF90/3642	☐☐	☐☐☐☐	9.0#	505	518	522	534	548	22
	48" 36" 12"	TCPVF90/3648	☐☐	☐☐☐☐	9.0#	518	526	529	542	557	22
	54" 36" 18"	TCPVF90/3654	☐☐	☐☐☐☐	11.0#	525	534	537	549	563	22
	60" 36" 24"	TCPVF90/3660	☐☐	☐☐☐☐	11.0#	532	541	543	557	575	22
	66" 36" 30"	TCPVF90/3666	☐☐	☐☐☐☐	16.0#	535	543	548	561	579	22
	72" 36" 36"	TCPVF90/3672	☐☐	☐☐☐☐	16.0#	562	574	581	592	607	22
	78" 36" 42"	TCPVF90/3678	☐☐	☐☐☐☐	16.0#	582	591	599	614	629	22
	84" 36" 48"	TCPVF90/3684	☐☐	☐☐☐☐	16.0#	663	670	683	695	718	22
	48" 42" 6"	TCPVF90/4248	☐☐	☐☐☐☐	12.0#	630	642	656	664	678	22
	54" 42" 12"	TCPVF90/4254	☐☐	☐☐☐☐	12.0#	639	650	660	669	690	22
	60" 42" 18"	TCPVF90/4260	☐☐	☐☐☐☐	11.0#	642	657	663	672	694	22
	66" 42" 24"	TCPVF90/4266	☐☐	☐☐☐☐	14.0#	643	658	664	674	695	22
	72" 42" 30"	TCPVF90/4272	☐☐	☐☐☐☐	16.0#	672	686	695	713	731	22
	78" 42" 36"	TCPVF90/4278	☐☐	☐☐☐☐	16.0#	699	713	722	735	755	22
	84" 42" 42"	TCPVF90/4284	☐☐	☐☐☐☐	16.0#	765	781	789	805	828	22

Ⓐ Ⓑ Ⓒ

HOW TO ORDER

Indicate the following information on order form:
1. Quantity of each item.
2. Model number, including options. See "How To Build a Model Number".
3. Any special service required.

Note: • The ☐ indicates that a choice is required.
- The absence of the ☐ indicates that no choice is required.
- Alpha-numeric characters in place of ☐ indicate that no other alternatives are available.

HOW TO BUILD A MODEL NUMBER

Ⓐ Select basic model.

Ⓑ Select trim color.
Refer to the **Product Color Options** page in this price list.
SX Starlight Silver finish is only offered on flat aluminum trim.

Ⓒ Select fabric color.
Refer to **ki.com/fabrics**

INFORMATION

Fabric Disclaimer

Fabric will be applied as swatched by the fabric manufacturer. Fabric that is required to be applied differently than is swatched will need a Product Modification Request written specifying the direction the fabric is to be applied.

SPECIAL SERVICES

Special Carton Marking

With specially marked information	N/C

Shipping

Ships **knocked down, FOB Manitowoc, WI 54220, freight prepaid.** Freight class 70.

Specifications and prices are subject to change without prior notice.

Tech Preconfigured Intersection Conditions

90° 2-Way

Tech Preconfigured Intersection Conditions

90° 2-Way

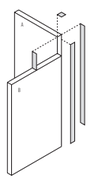

TEF2

90° 2-Way "L" Corner, Two Different Heights

- Upholstered
- 1-way top cap
- Two pieces of universal trim (Tech)
- One piece of universal height change trim
- One half-post (height A)
- One half-post (height B)
- Two sets of half post base tile hooks
- Connecting hardware
- SX Starlight Silver finish is only offered on flat aluminum trim

MODEL	A B A-B	MODEL NUMBER Basic Model	Trim Color	Fabric Color	Approx. Packaged Weight	Delivered Pricing Fabric Grade 1 & C.O.M.	Delivered Pricing Fabric Grade 2	Delivered Pricing Fabric Grade 3 & Pallas Vertical Fabric Grade PV	Delivered Pricing Pallas Vertical Fabric Grade PV1	Delivered Pricing Pallas Vertical Fabric Grade PV2	Metallic Paint add to list price
	54" 48" 6"	TCPVF90/4854	□□	□□□□	12.0#	$ 648	$ 659	$ 666	$ 676	$ 697	$ 22
	60" 48" 12"	TCPVF90/4860	□□	□□□□	11.0#	650	662	668	683	700	22
	66" 48" 18"	TCPVF90/4866	□□	□□□□	14.0#	650	662	668	683	700	22
	72" 48" 24"	TCPVF90/4872	□□	□□□□	16.0#	676	690	699	715	735	22
	78" 48" 30"	TCPVF90/4878	□□	□□□□	16.0#	705	718	727	739	761	22
	84" 48" 36"	TCPVF90/4884	□□	□□□□	16.0#	779	788	797	815	836	22
	60" 54" 6"	TCPVF90/5460	□□	□□□□	11.0#	662	669	678	694	714	22
	66" 54" 12"	TCPVF90/5466	□□	□□□□	15.0#	662	669	678	694	714	22
	72" 54" 18"	TCPVF90/5472	□□	□□□□	16.0#	686	697	709	722	740	22
	78" 54" 24"	TCPVF90/5478	□□	□□□□	16.0#	709	722	731	741	765	22
	84" 54" 30"	TCPVF90/5484	□□	□□□□	16.0#	785	794	810	823	846	22
	66" 60" 6"	TCPVF90/6066	□□	□□□□	15.0#	667	676	688	704	725	22
	72" 60" 12"	TCPVF90/6072	□□	□□□□	16.0#	695	707	718	731	753	22
	78" 60" 18"	TCPVF90/6078	□□	□□□□	16.0#	715	727	736	751	776	22
	84" 60" 24"	TCPVF90/6084	□□	□□□□	16.0#	788	803	813	828	852	22
	72" 66" 6"	TCPVF90/6672	□□	□□□□	16.0#	697	709	720	734	754	22
	78" 66" 12"	TCPVF90/6678	□□	□□□□	16.0#	716	729	737	753	779	22
	84" 66" 18"	TCPVF90/6684	□□	□□□□	16.0#	791	807	817	833	858	22
	78" 72" 6"	TCPVF90/7278	□□	□□□□	16.0#	735	747	755	771	791	22
	84" 72" 12"	TCPVF90/7284	□□	□□□□	16.0#	804	816	828	844	866	22
	84" 78" 6"	TCPVF90/7884	□□	□□□□	16.0#	805	817	829	845	869	22
			Ⓐ	Ⓑ Ⓒ							

HOW TO ORDER

Indicate the following information on order form:
1. Quantity of each item.
2. Model number, including options. See "How To Build a Model Number".
3. Any special service required.

Note: • The □ indicates that a choice is required.
- The absence of the □ indicates that no choice is required.
- Alpha-numeric characters in place of □ indicate that no other alternatives are available.

HOW TO BUILD A MODEL NUMBER

Ⓐ Select basic model.

Ⓑ Select trim color.
Refer to the **Product Color Options** page in this price list.
SX Starlight Silver finish is only offered on flat aluminum trim.

Ⓒ Select fabric color.
Refer to **ki.com/fabrics**

INFORMATION

Fabric Disclaimer

Fabric will be applied as swatched by the fabric manufacturer. Fabric that is required to be applied differently than is swatched will need a Product Modification Request written specifying the direction the fabric is to be applied.

SPECIAL SERVICES

Special Carton Marking

With specially marked information	N/C

Shipping

Ships **knocked down, FOB Manitowoc, WI 54220, freight prepaid.** Freight class 70.

Specifications and prices are subject to change without prior notice.

Tech Preconfigured Intersection Conditions

180° 2-Way

Tech Preconfigured Intersection Conditions

180° 2-Way

	MODEL	A	B	A-B	MODEL NUMBER Basic Model	MODEL NUMBER Trim Color	Approx. Packaged Weight	Delivered Pricing	Metallic Paint add to list price
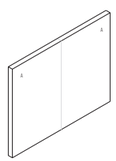 TECN	**180° 2-Way In-Line Connection, Both Panels Same Height** • Unupholstered • One full post • Two sets of half post base tile hooks	30”			TFP/30		5.0#	$ 56	N/A
		36”			TFP/36		5.0#	65	N/A
		42”			TFP/42		6.0#	67	N/A
		48”			TFP/48		6.0#	71	N/A
		54”			TFP/54		7.0#	75	N/A
		60”			TFP/60		7.0#	83	N/A
		66”			TFP/66		8.0#	84	N/A
		72”			TFP/72		9.0#	94	N/A
		78”			TFP/78		10.0#	97	N/A
		84”			TFP/84		11.0#	107	N/A
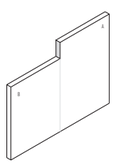 TECN	**180° 2-Way In-Line Connection, Two Different Heights** • Unupholstered: trim colored • One full post • In-line height change trim • In-line height change bottom cap • End-of-run top cap • Two sets of half post base tile hooks • SX Starlight Silver finish is only offered on flat aluminum trim	36”	30”	6”	TFPV/3036	☐☐	5.0#	$ 94	$ 44
		42”	30”	12”	TFPV/3042	☐☐	6.0#	104	49
		54”	30”	24”	TFPV/3054	☐☐	7.0#	121	49
		66”	30”	36”	TFPV/3066	☐☐	8.0#	143	53
		84”	30”	54”	TFPV/3084	☐☐	11.0#	180	65
		66”	42”	24”	TFPV/4266	☐☐	8.0#	131	49
		84”	42”	42”	TFPV/4284	☐☐	11.0#	169	65
		66”	54”	12”	TFPV/5466	☐☐	8.0#	123	49
		84”	54”	30”	TFPV/5484	☐☐	11.0#	161	52
		84”	66”	18”	TFPV/6684	☐☐	10.0#	148	49
					Ⓐ	Ⓑ			

HOW TO ORDER

Indicate the following information on order form:
1. Quantity of each item.
2. Model number, including options. See “How To Build a Model Number”.
3. Any special service required.

Note: • The ☐ indicates that a choice is required.
- The absence of the ☐ indicates that no choice is required.
- Alpha-numeric characters in place of ☐ indicate that no other alternatives are available.

HOW TO BUILD A MODEL NUMBER

Ⓐ Select basic model.

Ⓑ Select trim color.
Refer to the **Product Color Options** page in this price list.
SX Starlight Silver finish is only offered on flat aluminum trim.

SPECIAL SERVICES

Special Carton Marking

With specially marked information	N/C

Shipping

Ships **knocked down, FOB Manitowoc, WI 54220, freight prepaid.** Freight class 70.

Specifications and prices are subject to change without prior notice.

Tech Preconfigured Intersection Conditions

180° 2-Way

Tech Preconfigured Intersection Conditions

180° 2-Way

	MODEL	H	MODEL NUMBER Basic Model	Trim Color	Fabric Color	Approx. Packaged Weight	Delivered Pricing Unupholstered	Delivered Pricing Fabric Grade 1 & C.O.M.	Delivered Pricing Fabric Grade 2	Delivered Pricing Fabric Grade 3 & Pallas Vertical Fabric Grade PV	Delivered Pricing Pallas Vertical Fabric Grade PV1	Delivered Pricing Pallas Vertical Fabric Grade PV2	Metallic Paint add to list price
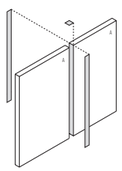 TECN	**180° 2-Way In-Line Spacer, Both Panels Same Height** • Unupholstered: trim colored • 180° top cap • Two pieces of universal trim (Tech) • Two half-posts • Two sets of half post base tile hooks • Connecting hardware • SX Starlight Silver finish is only offered on flat aluminum trim	30”	TSP180/30	☐☐		4.0#	$ 285						$ 56
		36”	TSP180/36	☐☐		4.0#	319						56
		42”	TSP180/42	☐☐		5.0#	354						57
		48”	TSP180/48	☐☐		5.0#	387						61
		54”	TSP180/54	☐☐		6.0#	403						73
		60”	TSP180/60	☐☐		6.0#	420						77
		66”	TSP180/66	☐☐		7.0#	434						97
		72”	TSP180/72	☐☐		7.0#	468						97
		78”	TSP180/78	☐☐		7.0#	497						102
		84”	TSP180/84	☐☐		7.0#	534						102
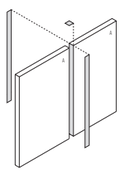 TEF2	**180° 2-Way In-Line Spacer, Both Panels Same Height** • Upholstered • 180° top cap • Two pieces of universal trim (Tech) • Two half-posts • Two sets of half post base tile hooks • Connecting hardware • SX Starlight Silver finish is only offered on flat aluminum trim	30”	TSPF180/30	☐☐	☐☐☐☐	4.0#	N/A	$ 381	$ 387	$ 394	$ 402	$ 414	$ 22
		36”	TSPF180/36	☐☐	☐☐☐☐	4.0#	N/A	461	468	473	483	497	22
		42”	TSPF180/42	☐☐	☐☐☐☐	5.0#	N/A	483	490	496	502	522	22
		48”	TSPF180/48	☐☐	☐☐☐☐	5.0#	N/A	532	541	547	559	575	22
		54”	TSPF180/54	☐☐	☐☐☐☐	6.0#	N/A	538	549	549	563	581	22
		60”	TSPF180/60	☐☐	☐☐☐☐	6.0#	N/A	547	557	562	575	589	22
		66”	TSPF180/66	☐☐	☐☐☐☐	7.0#	N/A	565	579	583	595	608	22
		72”	TSPF180/72	☐☐	☐☐☐☐	7.0#	N/A	660	669	674	692	713	22
		78”	TSPF180/78	☐☐	☐☐☐☐	7.0#	N/A	663	672	683	695	716	22
		84”	TSPF180/84	☐☐	☐☐☐☐	7.0#	N/A	664	674	685	697	716	22
			Ⓐ	Ⓑ	Ⓒ								

HOW TO ORDER

Indicate the following information on order form:
1. Quantity of each item.
2. Model number, including options. See “How To Build a Model Number”.
3. Any special service required.

Note: • The ☐ indicates that a choice is required.
- The absence of the ☐ indicates that no choice is required.
- Alpha-numeric characters in place of ☐ indicate that no other alternatives are available.

HOW TO BUILD A MODEL NUMBER

Ⓐ Select basic model.

Ⓑ Select trim color.
Refer to the **Product Color Options** page in this price list.
SX Starlight Silver finish is only offered on flat aluminum trim.

Ⓒ Select fabric color.
Refer to **ki.com/fabrics**

INFORMATION

Fabric Disclaimer

Fabric will be applied as swatched by the fabric manufacturer. Fabric that is required to be applied differently than is swatched will need a Product Modification Request written specifying the direction the fabric is to be applied.

SPECIAL SERVICES

Special Carton Marking

With specially marked information	N/C

Shipping

Ships **knocked down, FOB Manitowoc, WI 54220, freight prepaid.** Freight class 70.

Specifications and prices are subject to change without prior notice.

Tech Preconfigured Intersection Conditions

180° 2-Way

Tech Preconfigured Intersection Conditions

180° 2-Way

	MODEL	A	B	A-B	MODEL NUMBER Basic Model	Trim Color	Fabric Color	Approx. Packaged Weight	Delivered Pricing Unupholstered	Delivered Pricing Fabric Grade 1 & C.O.M.	Delivered Pricing Fabric Grade 2	Delivered Pricing Fabric Grade 3 & Pallas Vertical Fabric Grade PV	Delivered Pricing Pallas Vertical Fabric Grade PV1	Delivered Pricing Pallas Vertical Fabric Grade PV2	Metallic Paint add to list price
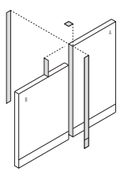 TECN	**180° 2-Way In-Line Spacer, Two Different Heights** • Unupholstered: trim colored • Dead end top cap • Two pieces of universal trim (Tech) • One piece of universal height change trim • One half-post (height A) • One half-post (height B) • Two sets of half post base tile hooks • Connecting hardware • SX Starlight Silver finish is only offered on flat aluminum trim	36”	30”	6”	TPV180/3036	□□		9.0#	$ 274						$ 49
		42”	30”	12”	TPV180/3042	□□		9.0#	282						65
		54”	30”	24”	TPV180/3054	□□		11.0#	360						48
		66”	30”	36”	TPV180/3066	□□		13.0#	434						65
		84”	30”	54”	TPV180/3084	□□		16.0#	466						49
		66”	42”	24”	TPV180/4266	□□		14.0#	373						48
		84”	42”	42”	TPV180/4284	□□		17.0#	458						48
		66”	54”	12”	TPV180/5466	□□		15.0#	345						65
		84”	54”	30”	TPV180/5484	□□		18.0#	430						65
		84”	66”	18”	TPV180/6684	□□		19.0#	427						48
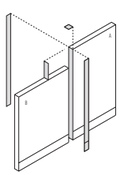 TEF2	**180° 2-Way In-Line Spacer, Two Different Heights** • Upholstered • Dead end top cap • Two pieces of universal trim (Tech) • One piece of universal height change trim • One half-post (height A) • One half-post (height B) • Two sets of half post base tile hooks • Connecting hardware • SX Starlight Silver finish is only offered on flat aluminum trim	36”	30”	6”	TSPVF180/3036	□□	□□□□	9.0#	N/A	$ 603	$ 609	$ 614	$ 618	$ 632	$ 22
		42”	30”	12”	TSPVF180/3042	□□	□□□□	9.0#	N/A	597	606	609	619	634	22
		54”	30”	24”	TSPVF180/3054	□□	□□□□	11.0#	N/A	714	725	729	740	756	22
		66”	30”	36”	TSPVF180/3066	□□	□□□□	13.0#	N/A	747	756	764	780	791	22
		84”	30”	54”	TSPVF180/3084	□□	□□□□	16.0#	N/A	878	896	902	914	937	22
		66”	42”	24”	TSPVF180/4266	□□	□□□□	14.0#	N/A	770	784	789	803	817	22
		84”	42”	42”	TSPVF180/4284	□□	□□□□	17.0#	N/A	898	908	917	932	955	22
		66”	54”	12”	TSPVF180/5466	□□	□□□□	15.0#	N/A	729	739	744	756	776	22
		84”	54”	30”	TSPVF180/5484	□□	□□□□	18.0#	N/A	844	858	862	877	899	22
		84”	66”	18”	TSPVF180/6684	□□	□□□□	19.0#	N/A	836	852	859	870	896	22
					Ⓐ	Ⓑ	Ⓒ								

HOW TO ORDER

Indicate the following information on order form:
1. Quantity of each item.
2. Model number, including options. See “How To Build a Model Number”.
3. Any special service required.

Note: • The □ indicates that a choice is required.
- The absence of the □ indicates that no choice is required.
- Alpha-numeric characters in place of □ indicate that no other alternatives are available.

HOW TO BUILD A MODEL NUMBER

Ⓐ Select basic model.

Ⓑ Select trim color.
Refer to the **Product Color Options** page in this price list.
SX Starlight Silver finish is only offered on flat aluminum trim.

Ⓒ Select fabric color.
Refer to **ki.com/fabrics**

INFORMATION

Fabric Disclaimer

Fabric will be applied as swatched by the fabric manufacturer. Fabric that is required to be applied differently than is swatched will need a Product Modification Request written specifying the direction the fabric is to be applied.

SPECIAL SERVICES

Special Carton Marking

With specially marked information	N/C

Shipping

Ships **knocked down, FOB Manitowoc, WI 54220, freight prepaid.** Freight class 70.

Specifications and prices are subject to change without prior notice.

Tech Preconfigured Intersection Conditions

3-Way

Tech Preconfigured Intersection Conditions

3-Way

	MODEL	H	MODEL NUMBER Basic Model	Trim Color	Fabric Color	Approx. Packaged Weight	Delivered Pricing	Delivered Pricing Fabric Grade 1 & C.O.M.	Delivered Pricing Fabric Grade 2	Delivered Pricing Fabric Grade 3 & Pallas Vertical Fabric Grade PV	Delivered Pricing Pallas Vertical Fabric Grade PV1	Delivered Pricing Pallas Vertical Fabric Grade PV2	Metallic Paint add to list price
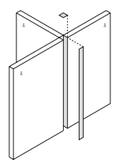 TECN	**3-Way "T" Intersection w/3-Way Cap, All Panels Same Height** • Unupholstered: trim colored • 3-way top cap • One piece of universal trim (Tech) • Three half-posts • Three sets of half post base tile hooks • Connecting hardware • SX Starlight Silver finish is only offered on flat aluminum trim	30"	TTP3W/30	□□		10.0#	$ 291						$ 42
		36"	TTP3W/36	□□		11.0#	323						48
		42"	TTP3W/42	□□		12.0#	360						52
		48"	TTP3W/48	□□		14.0#	397						56
		54"	TTP3W/54	□□		15.0#	414						57
		60"	TTP3W/60	□□		17.0#	426						61
		66"	TTP3W/66	□□		18.0#	441						64
		72"	TTP3W/72	□□		18.0#	474						67
		78"	TTP3W/78	□□		18.0#	502						69
		84"	TTP3W/84	□□		18.0#	538						78
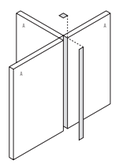 TEF1	**3-Way "T" Intersection w/3-Way Cap, All Panels Same Height** • Upholstered • 3-way top cap • One piece of universal trim (Tech) • Three half-posts • Three sets of half post base tile hooks • Connecting hardware • SX Starlight Silver finish is only offered on flat aluminum trim	30"	TTPF3W/30	□□	□□□□	9.0#	N/A	$ 382	$ 391	$ 394	$ 404	$ 415	$ 22
		36"	TTPF3W/36	□□	□□□□	9.0#	N/A	417	425	427	434	442	22
		42"	TTPF3W/42	□□	□□□□	12.0#	N/A	456	465	467	478	490	22
		48"	TTPF3W/48	□□	□□□□	12.0#	N/A	497	503	509	523	535	22
		54"	TTPF3W/54	□□	□□□□	15.0#	N/A	516	525	528	541	555	22
		60"	TTPF3W/60	□□	□□□□	15.0#	N/A	528	537	541	552	568	22
		66"	TTPF3W/66	□□	□□□□	18.0#	N/A	551	562	565	581	597	22
		72"	TTPF3W/72	□□	□□□□	18.0#	N/A	595	606	608	619	639	22
		78"	TTPF3W/78	□□	□□□□	18.0#	N/A	615	624	634	648	663	22
		84"	TTPF3W/84	□□	□□□□	18.0#	N/A	699	714	720	735	755	22
				Ⓐ	Ⓑ	Ⓒ							

HOW TO ORDER

Indicate the following information on order form:
1. Quantity of each item.
2. Model number, including options. See "How To Build a Model Number".
3. Any special service required.

Note: • The □ indicates that a choice is required.
- The absence of the □ indicates that no choice is required.
- Alpha-numeric characters in place of □ indicate that no other alternatives are available.

HOW TO BUILD A MODEL NUMBER

Ⓐ Select basic model.

Ⓑ Select trim color.
Refer to the **Product Color Options** page in this price list.
SX Starlight Silver finish is only offered on flat aluminum trim.

Ⓒ Select fabric color.
Refer to **ki.com/fabrics**

INFORMATION

Fabric Disclaimer

Fabric will be applied as swatched by the fabric manufacturer. Fabric that is required to be applied differently than is swatched will need a Product Modification Request written specifying the direction the fabric is to be applied.

SPECIAL SERVICES

Special Carton Marking

With specially marked information	N/C

Shipping

Ships **knocked down, FOB Manitowoc, WI 54220, freight prepaid.** Freight class 70.

Specifications and prices are subject to change without prior notice.

Tech Preconfigured Intersection Conditions

3-Way

Tech Preconfigured Intersection Conditions

3-Way

	MODEL	A B A-B	MODEL NUMBER Basic Model	Trim Color	Fabric Color	Approx. Packaged Weight	Delivered Pricing Unupholstered	Delivered Pricing Fabric Grade 1 & C.O.M.	Delivered Pricing Fabric Grade 2	Delivered Pricing Fabric Grade 3 & Pallas Vertical Fabric Grade PV	Delivered Pricing Pallas Vertical Fabric Grade PV1	Delivered Pricing Pallas Vertical Fabric Grade PV2	Metallic Paint add to list price
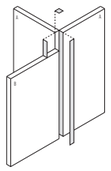 TECN	**3-Way "T" Intersection w/90° Top Cap, Two Different Heights** • Unupholstered: trim colored • 90° top cap • One piece of universal trim (Tech) • One piece of universal height change trim • Light block • Two half-posts (height A) • One half-post (height B) • Three sets of half post base tile hooks • Connecting hardware • SX Starlight Silver finish is only offered on flat aluminum trim	36" 30" 6"	TTPV90/3036	□□		15.0#	$ 379						$ 65
		42" 30" 12"	TTPV90/3042	□□		11.0#	394						67
		54" 30" 24"	TTPV90/3054	□□		14.0#	500						84
		66" 30" 36"	TTPV90/3066	□□		17.0#	523						90
		84" 30" 54"	TTPV90/3084	□□		21.0#	642						93
		66" 42" 24"	TTPV90/4266	□□		18.0#	543						87
		84" 42" 42"	TTPV90/4284	□□		22.0#	664						93
		66" 54" 12"	TTPV90/5466	□□		18.0#	492						87
		84" 54" 30"	TTPV90/5484	□□		22.0#	609						92
		84" 66" 18"	TTPV90/6684	□□		23.0#	607						90
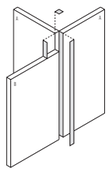 TEF2	**3-Way "T" Intersection w/90° Top Cap, Two Different Heights** • Upholstered • 90° top cap • One piece of universal trim (Tech) • One piece of universal height change trim • Light block • Two half-posts (height A) • One half-post (height B) • Three sets of half post base tile hooks • Connecting hardware • SX Starlight Silver finish is only offered on flat aluminum trim	36" 30" 6"	TTPVF90/3036	□□	□□□□	15.0#	N/A	$ 542	$ 549	$ 552	$ 562	$ 575	$ 22
		42" 30" 12"	TTPVF90/3042	□□	□□□□	11.0#	N/A	538	549	552	562	577	22
		54" 30" 24"	TTPVF90/3054	□□	□□□□	14.0#	N/A	656	662	666	674	694	22
		66" 30" 36"	TTPVF90/3066	□□	□□□□	17.0#	N/A	685	695	700	714	729	22
		84" 30" 54"	TTPVF90/3084	□□	□□□□	21.0#	N/A	807	819	828	837	859	22
		66" 42" 24"	TTPVF90/4266	□□	□□□□	18.0#	N/A	707	718	725	735	751	22
		84" 42" 43"	TTPVF90/4284	□□	□□□□	22.0#	N/A	815	824	834	846	864	22
		66" 54" 12"	TTPVF90/5466	□□	□□□□	18.0#	N/A	649	660	664	672	690	22
		84" 54" 30"	TTPVF90/5484	□□	□□□□	22.0#	N/A	776	787	791	807	824	22
		84" 66" 18"	TTPVF90/6684	□□	□□□□	23.0#	N/A	1309	1320	1328	1342	1358	22

Ⓐ Ⓑ Ⓒ

HOW TO ORDER

Indicate the following information on order form:
1. Quantity of each item.
2. Model number, including options. See "How To Build a Model Number".
3. Any special service required.

Note: • The □ indicates that a choice is required.
- The absence of the □ indicates that no choice is required.
- Alpha-numeric characters in place of □ indicate that no other alternatives are available.

HOW TO BUILD A MODEL NUMBER

Ⓐ Select basic model.

Ⓑ Select trim color.
Refer to the **Product Color Options** page in this price list.
SX Starlight Silver finish is only offered on flat aluminum trim.

Ⓒ Select fabric color.
Refer to **ki.com/fabrics**

INFORMATION

Fabric Disclaimer

Fabric will be applied as swatched by the fabric manufacturer. Fabric that is required to be applied differently than is swatched will need a Product Modification Request written specifying the direction the fabric is to be applied.

SPECIAL SERVICES

Special Carton Marking

With specially marked information	N/C

Shipping

Ships **knocked down, FOB Manitowoc, WI 54220, freight prepaid.** Freight class 70.

Specifications and prices are subject to change without prior notice.

Tech Preconfigured Intersection Conditions

3-Way

Tech Preconfigured Intersection Conditions

3-Way

	MODEL	A B A-B	MODEL NUMBER Basic Model	Trim Color	Fabric Color	Approx. Packaged Weight	Delivered Pricing Unupholstered	Delivered Pricing Fabric Grade 1 & C.O.M.	Delivered Pricing Fabric Grade 2	Delivered Pricing Fabric Grade 3 & Pallas Vertical Fabric Grade PV	Delivered Pricing Pallas Vertical Fabric Grade PV1	Delivered Pricing Pallas Vertical Fabric Grade PV2	Metallic Paint add to list price
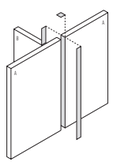 TECN	**3-Way "T" Intersection w/180° Top Cap, Two Different Heights** • Unupholstered: trim colored • 180° top cap • One piece of universal trim (Tech) • One piece of universal height change trim • Light block • Two half-posts (height A) • One half-post (height B) • Three sets of half post base tile hooks • Connecting hardware • SX Starlight Silver finish is only offered on flat aluminum trim	36" 30" 6"	TTPV180/3036	□□		10.0#	$ 379						$ 80
		42" 30" 12"	TTPV180/3042	□□		10.0#	397						102
		54" 30" 24"	TTPV180/3054	□□		12.0#	502						90
		66" 30" 36"	TTPV180/3066	□□		14.0#	532						107
		84" 30" 54"	TTPV180/3084	□□		16.0#	648						95
		66" 42" 24"	TTPV180/4266	□□		16.0#	557						93
		84" 42" 42"	TTPV180/4284	□□		18.0#	667						108
		66" 54" 12"	TTPV180/5466	□□		17.0#	501						107
		84" 54" 30"	TTPV180/5484	□□		19.0#	615						94
		84" 66" 18"	TTPV180/6684	□□		22.0#	609						108
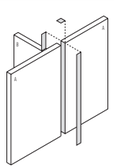 TEF2	**3-Way "T" Intersection w/180° Top Cap, Two Different Heights** • Upholstered • 180° top cap • One piece of fabric-wrapped universal trim (Tech) • One piece of fabric-wrapped universal height change trim • Light block • Two half-posts (height A) • One half-post (height B) • Three sets of half post base tile hooks • Connecting hardware • SX Starlight Silver finish is only offered on flat aluminum trim	36" 30" 6"	TTPVF180/3036	□□	□□□□	10.0#	N/A	$ 547	$ 557	$ 561	$ 575	$ 589	$ 22
		42" 30" 12"	TTPVF180/3042	□□	□□□□	10.0#	N/A	542	552	559	569	588	22
		54" 30" 24"	TTPVF180/3054	□□	□□□□	12.0#	N/A	659	668	674	690	709	22
		66" 30" 36"	TTPVF180/3066	□□	□□□□	14.0#	N/A	688	700	713	725	741	22
		84" 30" 54"	TTPVF180/3084	□□	□□□□	16.0#	N/A	811	828	835	852	874	22
		66" 42" 24"	TTPVF180/4266	□□	□□□□	16.0#	N/A	713	726	734	747	770	22
		84" 42" 42"	TTPVF180/4284	□□	□□□□	18.0#	N/A	829	845	856	870	897	22
		66" 54" 12"	TTPVF180/5466	□□	□□□□	17.0#	N/A	657	664	670	685	705	22
		84" 54" 30"	TTPVF180/5484	□□	□□□□	19.0#	N/A	780	790	803	816	837	22
		84" 66" 18"	TTPVF180/6684	□□	□□□□	22.0#	N/A	1314	1341	1353	1380	1417	22

Ⓐ Ⓑ Ⓒ

HOW TO ORDER

Indicate the following information on order form:
1. Quantity of each item.
2. Model number, including options. See "How To Build a Model Number".
3. Any special service required.

Note: • The □ indicates that a choice is required.
- The absence of the □ indicates that no choice is required.
- Alpha-numeric characters in place of □ indicate that no other alternatives are available.

HOW TO BUILD A MODEL NUMBER

Ⓐ Select basic model.

Ⓑ Select trim color.
Refer to the **Product Color Options** page in this price list.
SX Starlight Silver finish is only offered on flat aluminum trim.

Ⓒ Select fabric color.
Refer to **ki.com/fabrics**

INFORMATION

Fabric Disclaimer

Fabric will be applied as swatched by the fabric manufacturer. Fabric that is required to be applied differently than is swatched will need a Product Modification Request written specifying the direction the fabric is to be applied.

SPECIAL SERVICES

Special Carton Marking

With specially marked information N/C

Shipping

Ships **knocked down, FOB Manitowoc, WI 54220, freight prepaid.** Freight class 70.

Specifications and prices are subject to change without prior notice.

Tech Preconfigured Intersection Conditions

4-Way

Tech Preconfigured Intersection Conditions

4-Way

	MODEL	A	B	A-B	MODEL NUMBER Basic Model	Assembly	Trim Color	Fabric Color	Approx. Packaged Weight	Delivered Pricing Unupholstered	Delivered Pricing Fabric Grade 1 & C.O.M.	Delivered Pricing Fabric Grade 2	Delivered Pricing Fabric Grade 3 & Pallas Vertical Fabric Grade PV	Delivered Pricing Pallas Vertical Fabric Grade PV1	Delivered Pricing Pallas Vertical Fabric Grade PV2	Metallic Paint add to list price
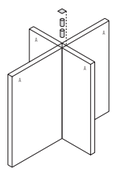 TECN	**4-Way "X" Intersection with 4-Way Top Cap, All Panels Same Height** • Unupholstered: trim colored • 4-way top cap • Light block • Four half-posts (height A) • Four sets of half post base tile hooks • Connecting hardware • SX Starlight Silver finish is only offered on flat aluminum trim	30"			TXP4W/30	☐	☐☐		10.0#	$ 315						N/A
		36"			TXP4W/36	☐	☐☐		10.0#	329						N/A
		42"			TXP4W/42	☐	☐☐		14.0#	369						N/A
		48"			TXP4W/48	☐	☐☐		14.0#	406						N/A
		54"			TXP4W/54	☐	☐☐		19.0#	424						N/A
		60"			TXP4W/60	☐	☐☐		19.0#	438						N/A
		66"			TXP4W/66	☐	☐☐		23.0#	436						N/A
		72"			TXP4W/72	☐	☐☐		23.0#	502						N/A
		78"			TXP4W/78	☐	☐☐		23.0#	522						N/A
		84"			TXP4W/84	☐	☐☐		30.0#	525						N/A
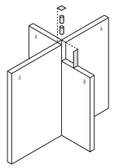 TECN	**4-Way "X" Intersection with 3-Way Top Cap, Two Different Heights** • Unupholstered • 3-way top cap • One piece of universal height change trim • Light block • Three half-posts (height A) • One half-post (height B) • Four sets of half post base tile hooks • Connecting hardware • SX Starlight Silver finish is only offered on flat aluminum trim	36"	30"	6"	TXPV3W/3036		☐☐		18.0#	$ 387						$ 34
		42"	30"	12"	TXPV3W/3042		☐☐		14.0#	417						36
		54"	30"	24"	TXPV3W/3054		☐☐		17.0#	522						36
		66"	30"	36"	TXPV3W/3066		☐☐		20.0#	549						40
		84"	30"	54"	TXPV3W/3084		☐☐		26.0#	662						41
		66"	42"	36"	TXPV3W/4266		☐☐		21.0#	575						36
		84"	42"	42"	TXPV3W/4284		☐☐		27.0#	678						48
		66"	54"	12"	TXPV3W/5466		☐☐		22.0#	519						39
		84"	54"	30"	TXPV3W/5484		☐☐		28.0#	629						40
		84"	66"	18"	TXPV3W/6684		☐☐		29.0#	624						39
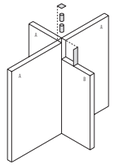 TEF2	**4-Way "X" Intersection with 3-Way Top Cap, Two Different Heights** • Upholstered • 3-way top cap • One piece of universal height change trim • Light block • Three half-posts (height A) • One half-post (height B) • Four sets of half post base tile hooks • Connecting hardware • SX Starlight Silver finish is only offered on flat aluminum trim	36"	30"	6"	TXPVF3W/3036		☐☐	☐☐☐☐	18.0#	N/A	$ 487	$ 498	$ 502	$ 516	$ 528	$ 22
		42"	30"	12"	TXPVF3W/3042		☐☐	☐☐☐☐	14.0#	N/A	490	500	502	516	529	22
		54"	30"	24"	TXPVF3W/3054		☐☐	☐☐☐☐	17.0#	N/A	601	609	616	629	649	22
		66"	30"	36"	TXPVF3W/3066		☐☐	☐☐☐☐	20.0#	N/A	629	640	650	662	676	22
		84"	30"	54"	TXPVF3W/3084		☐☐	☐☐☐☐	26.0#	N/A	740	755	765	781	804	22
		66"	42"	24"	TXPVF3W/4266		☐☐	☐☐☐☐	21.0#	N/A	656	664	669	685	704	22
		84"	42"	42"	TXPVF3W/4284		☐☐	☐☐☐☐	27.0#	N/A	764	781	788	804	824	22
		66"	54"	12"	TXPVF3W/5466		☐☐	☐☐☐☐	22.0#	N/A	595	606	609	620	640	22
		84"	54"	30"	TXPVF3W/5484		☐☐	☐☐☐☐	28.0#	N/A	709	722	731	741	765	22
		84"	66"	18"	TXPVF3W/6684		☐☐	☐☐☐☐	29.0#	N/A	704	716	726	737	760	22
						Ⓐ	Ⓑ	Ⓒ Ⓓ								

HOW TO ORDER

Indicate the following information on order form:
1. Quantity of each item.
2. Model number, including options. See "How To Build a Model Number".
3. Any special service required.

Note: • The ☐ indicates that a choice is required.
- The absence of the ☐ indicates that no choice is required.
- Alpha-numeric characters in place of ☐ indicate that no other alternatives are available.

HOW TO BUILD A MODEL NUMBER

Ⓐ Select basic model.

Ⓑ Select assembly.

F	- Fully Assembled; add $124
U	- Unassembled

Ⓒ Select trim color.
Refer to the **Product Color Options** page in this price list.
SX Starlight Silver finish is only offered on flat aluminum trim.

Ⓓ Select fabric color.
Refer to **ki.com/fabrics**

INFORMATION

Fabric Disclaimer

Fabric will be applied as swatched by the fabric manufacturer. Fabric that is required to be applied differently than is swatched will need a Product Modification Request written specifying the direction the fabric is to be applied.

SPECIAL SERVICES

Special Carton Marking

With specially marked information N/C

Shipping

Ships **knocked down, FOB Manitowoc, WI 54220, freight prepaid.** Freight class 70.

Specifications and prices are subject to change without prior notice.

Tech Preconfigured Intersection Conditions

4-Way

Tech Preconfigured Intersection Conditions

4-Way

	MODEL	A	B	A-B	MODEL NUMBER Basic Model	Trim Color	Fabric Color	Approx. Packaged Weight	Delivered Pricing Unupholstered	Delivered Pricing Fabric Grade 1 & C.O.M.	Delivered Pricing Fabric Grade 2	Delivered Pricing Fabric Grade 3 & Pallas Vertical Fabric Grade PV	Delivered Pricing Pallas Vertical Fabric Grade PV1	Delivered Pricing Pallas Vertical Fabric Grade PV2	Metallic Paint add to list price
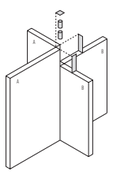 TECN	**4-Way "X" Intersection with 90° Top Cap, Two Different Heights** • Unupholstered: trim colored • 90° top cap • Two pieces of universal height change trim • Light block • Two half-posts (height B) • Two half-posts (height A) • Three sets of half post base tile hooks • Connecting hardware • SX Starlight Silver finish is only offered on flat aluminum trim	36"	30"	6"	TXPV90/3036	□□		17.0#	$ 387						$ 48
		42"	30"	12"	TXPV90/3042	□□		13.0#	425						52
		54"	30"	24"	TXPV90/3054	□□		16.0#	526						52
		66"	30"	36"	TXPV90/3066	□□		19.0#	615						57
		84"	30"	54"	TXPV90/3084	□□		23.0#	669						80
		66"	42"	24"	TXPV90/4266	□□		20.0#	579						53
		84"	42"	42"	TXPV90/4284	□□		24.0#	685						79
		66"	54"	12"	TXPV90/5466	□□		21.0#	528						52
		84"	54"	30"	TXPV90/5484	□□		25.0#	639						54
		84"	66"	18"	TXPV90/6684	□□		27.0#	629						52
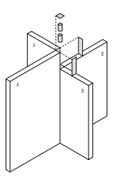 TEF2	**4-Way "X" Intersection with 90° Top Cap, Two Different Heights** • Upholstered: trim colored • 90° top cap • Two pieces of universal height change trim • Light block • Two half-posts (height A) • Two half-posts (height B) • Four sets of half post base tile hooks • Connecting hardware • SX Starlight Silver finish is only offered on flat aluminum trim	36"	30"	6"	TXPVF90/3036	□□	□□□□	17.0#	N/A	$ 575	$ 586	$ 589	$ 602	$ 617	$ 22
		42"	30"	12"	TXPVF90/3042	□□	□□□□	13.0#	N/A	575	586	589	602	617	22
		54"	30"	24"	TXPVF90/3054	□□	□□□□	16.0#	N/A	683	695	705	718	737	22
		66"	30"	36"	TXPVF90/3066	□□	□□□□	19.0#	N/A	780	790	803	816	837	22
		84"	30"	54"	TXPVF90/3084	□□	□□□□	23.0#	N/A	836	856	862	878	905	22
		66"	42"	24"	TXPVF90/4266	□□	□□□□	20.0#	N/A	736	751	760	776	794	22
		84"	42"	42"	TXPVF90/4284	□□	□□□□	24.0#	N/A	849	862	872	890	914	22
		66"	54"	12"	TXPVF90/5466	□□	□□□□	21.0#	N/A	674	690	697	713	734	22
		84"	54"	30"	TXPVF90/5484	□□	□□□□	25.0#	N/A	797	815	823	836	862	22
		84"	66"	18"	TXPVF90/6684	□□	□□□□	27.0#	N/A	787	803	811	824	849	22
					Ⓐ	Ⓑ	Ⓒ								

HOW TO ORDER

Indicate the following information on order form:
1. Quantity of each item.
2. Model number, including options. See "How To Build a Model Number".
3. Any special service required.

Note: • The □ indicates that a choice is required.
- The absence of the □ indicates that no choice is required.
- Alpha-numeric characters in place of □ indicate that no other alternatives are available.

HOW TO BUILD A MODEL NUMBER

Ⓐ Select basic model.

Ⓑ Select trim color.
Refer to the **Product Color Options** page in this price list.
SX Starlight Silver finish is only offered on flat aluminum trim.

Ⓒ Select fabric color.
Refer to **ki.com/fabrics**

INFORMATION

Fabric Disclaimer

Fabric will be applied as swatched by the fabric manufacturer. Fabric that is required to be applied differently than is swatched will need a Product Modification Request written specifying the direction the fabric is to be applied.

SPECIAL SERVICES

Special Carton Marking

With specially marked information	N/C

Shipping

Ships **knocked down, FOB Manitowoc, WI 54220, freight prepaid.** Freight class 70.

Specifications and prices are subject to change without prior notice.

Tech Preconfigured Intersection Conditions

4-Way

Tech Preconfigured Intersection Conditions

4-Way

	MODEL	A	B	A-B	MODEL NUMBER Basic Model	Trim Color	Fabric Color	Approx. Packaged Weight	Delivered Pricing	Delivered Pricing Fabric Grade 1 & C.O.M.	Delivered Pricing Fabric Grade 2	Delivered Pricing Fabric Grade 3 & Pallas Vertical Fabric Grade PV	Delivered Pricing Pallas Vertical Fabric Grade PV1	Delivered Pricing Pallas Vertical Fabric Grade PV2	Metallic Paint add to list price
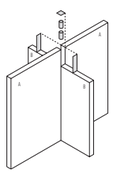 TECN	**4-Way "X" Intersection with 180° Top Cap, Two Different Heights** • Unupholstered: trim colored • 180° top cap • Two pieces of universal height change trim • Light block • Two half-posts (height A) • Two half-posts (height B) • Four sets of half post base tile hooks • Connecting hardware • SX Starlight Silver finish is only offered on flat aluminum trim	36"	30"	6"	TXPV180/3036	□□		17.0#	$ 387						$ 48
		42"	30"	12"	TXPV180/3042	□□		13.0#	428						52
		54"	30"	24"	TXPV180/3054	□□		16.0#	529						52
		66"	30"	36"	TXPV180/3066	□□		19.0#	563						54
		84"	30"	54"	TXPV180/3084	□□		23.0#	674						80
		66"	42"	24"	TXPV180/4266	□□		20.0#	586						52
		84"	42"	42"	TXPV180/4284	□□		25.0#	688						79
		66"	54"	12"	TXPV180/5466	□□		21.0#	532						52
		84"	54"	30"	TXPV180/5484	□□		26.0#	642						54
		84"	66"	18"	TXPV180/6684	□□		27.0#	634						52
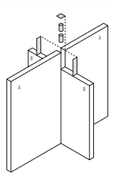 TEF2	**4-Way "X" Intersection with 180° Top Cap, Two Different Heights** • Upholstered • 180° top cap • Two pieces of fabric wrapped universal height change trim • Light block • Two half-posts (height A) • Two half-posts (height B) • Four sets of half post base tile hooks • Connecting hardware • SX Starlight Silver finish is only offered on flat aluminum trim	36"	30"	6"	TXPVF180/3036	□□	□□□□	17.0#	N/A	$ 466	$ 474	$ 482	$ 487	$ 502	$ 22
		42"	30"	12"	TXPVF180/3042	□□	□□□□	13.0#	N/A	579	589	595	607	620	22
		54"	30"	24"	TXPVF180/3054	□□	□□□□	16.0#	N/A	686	699	709	722	740	22
		66"	30"	36"	TXPVF180/3066	□□	□□□□	19.0#	N/A	725	737	744	760	784	22
		84"	30"	54"	TXPVF180/3084	□□	□□□□	23.0#	N/A	841	859	866	885	908	22
		66"	42"	24"	TXPVF180/4266	□□	□□□□	20.0#	N/A	740	754	764	781	803	22
		84"	42"	42"	TXPVF180/4284	□□	□□□□	25.0#	N/A	855	869	877	897	919	22
		66"	54"	12"	TXPVF180/5466	□□	□□□□	21.0#	N/A	678	694	704	716	736	22
		84"	54"	30"	TXPVF180/5484	□□	□□□□	26.0#	N/A	804	817	828	844	866	22
		84"	66"	18"	TXPVF180/6684	□□	□□□□	27.0#	N/A	789	805	815	829	856	22
						Ⓐ	Ⓑ	Ⓒ							

HOW TO ORDER

Indicate the following information on order form:
1. Quantity of each item.
2. Model number, including options. See "How To Build a Model Number".
3. Any special service required.

Note: • The □ indicates that a choice is required.
- The absence of the □ indicates that no choice is required.
- Alpha-numeric characters in place of □ indicate that no other alternatives are available.

HOW TO BUILD A MODEL NUMBER

Ⓐ Select basic model.

Ⓑ Select trim color.
Refer to the **Product Color Options** page in this price list.
SX Starlight Silver finish is only offered on flat aluminum trim.

Ⓒ Select fabric color.
Refer to **ki.com/fabrics**

INFORMATION

Fabric Disclaimer

Fabric will be applied as swatched by the fabric manufacturer. Fabric that is required to be applied differently than is swatched will need a Product Modification Request written specifying the direction the fabric is to be applied.

SPECIAL SERVICES

Special Carton Marking

With specially marked information	N/C

Shipping

Ships **knocked down, FOB Manitowoc, WI 54220, freight prepaid.** Freight class 70.

Specifications and prices are subject to change without prior notice.

Tech Preconfigured Intersection Conditions

Tech Panel Components

Tech Preconfigured Intersection Conditions

Tech Panel Components

	MODEL	W	MODEL NUMBER Basic Model	MODEL NUMBER Trim Color	Approx. Packaged Weight	Delivered Pricing	Metallic Paint add to list price
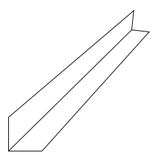 HRDPT	**Single Side Base Raceway-No Grommet Holes** • Allows Tech Panel on one side of panel and access to power/data cables on opposite side • Solid bottom and hinged door • SX Starlight Silver finish is only offered on flat aluminum trim	12”	46.1220.12	☐☐	1.0#	$ 44	$ 8
		18”	46.1220.18	☐☐	1.0#	49	9
		24”	46.1220.24	☐☐	1.0#	61	11
		30”	46.1220.30	☐☐	2.0#	69	14
		36”	46.1220.36	☐☐	3.0#	71	14
		42”	46.1220.42	☐☐	3.0#	93	22
		48”	46.1220.48	☐☐	3.0#	93	14
		54”	46.1220.54	☐☐	3.0#	93	27
		60”	46.1220.60	☐☐	4.0#	115	36
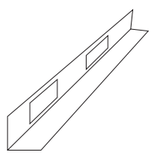 HRDPT	**Single Side Raceway w/Grommet Holes** • Allows Tech Panel on one side of panel and access power/data receptacles on opposite side • Solid bottom and hinged door • 12” and 18” not available with grommet holes • 24” available with one grommet hole • Each hole includes a standard filler plate • Grommets ordered seperately (included with duplex receptacles) • SX Starlight Silver finish is only offered on flat aluminum trim	24”	46.1215.24	☐☐	1.0#	$ 61	$ 14
		30”	46.1215.30	☐☐	2.0#	69	14
		36”	46.1215.36	☐☐	2.0#	71	14
		42”	46.1215.42	☐☐	3.0#	93	22
		48”	46.1215.48	☐☐	3.0#	93	27
		54”	46.1215.54	☐☐	3.0#	93	14
		60”	46.1215.60	☐☐	4.0#	115	36
			Ⓐ	Ⓑ			

HOW TO ORDER

Indicate the following information on order form:
1. Quantity of each item.
2. Model number, including options. See “How To Build a Model Number”.
3. Any special service required.

Note: • The ☐ indicates that a choice is required.
- The absence of the ☐ indicates that no choice is required.
- Alpha-numeric characters in place of ☐ indicate that no other alternatives are available.

HOW TO BUILD A MODEL NUMBER

Ⓐ Select basic model.

Ⓑ Select trim color.
Refer to the **Product Color Options** page in this price list.
SX Starlight Silver finish is only offered on flat aluminum trim.

SPECIAL SERVICES

Special Carton Marking

With specially marked information	N/C

Shipping

Ships **knocked down, FOB Manitowoc, WI 54220, freight prepaid.** Freight class 70.

Specifications and prices are subject to change without prior notice.

Pedestals - Worksurface Supporting

700 Series® Pedestals with Filler Bracket

Pedestals - Worksurface Supporting

700 Series® Pedestals with Filler Bracket

	MODEL	Features	MODEL NUMBER Basic Model	Pull Option	Unit Color	Lock Option	Lock Color	Approx. Packaged Weight	Delivered Pricing
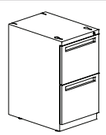 S7PDU	**Pedestal - FF** • Two 12" file drawers with hanging folder partitions • Includes four leveling glides • Includes painted steel filler bracket, factory attached to the rear of pedestal (also engages slots of WireWorks panels) • Includes filler bar painted to match pedestal	Supporting	SYS/1524WFF	□□□□	□□	□□□	□□□	59.0#	$ 1049
		Supporting	SYS/1530WFF	□□□□	□□	□□□	□□□	95.0#	1092
 S7PDU	**Pedestal - BBF** • Two 6" box drawers • One 12" file drawer with hanging folder partition • Includes four leveling glides • Includes filler bar painted to match pedestal • Includes painted steel filler bracket, factory attached to the rear of pedestal (also engages slots of WireWorks panels)	Supporting	SYS/1524WBBF	□□□□	□□	□□□	□□□	80.0#	$ 1149
		Supporting	SYS/1530WBBF	□□□□	□□	□□□	□□□	93.0#	1210
 S7PDU	**Pedestals - BBBB** • Four 6" box drawers • Includes four leveling glides • Includes painted steel filler bracket, factory attached to the rear of pedestal (also engages slots of WireWorks panels) • Includes filler bar painted to match pedestal	Supporting	SYS/1524WBBBB	□□□□	□□	□□□	□□□	70.0#	$ 1167
		Supporting	SYS/1530WBBBB	□□□□	□□	□□□	□□□	81.0#	1274

Ⓐ Ⓑ Ⓒ Ⓓ Ⓔ

HOW TO ORDER

Indicate the following information on order form:
1. Quantity of each item.
2. Model number, including options. See "How To Build a Model Number".
3. Any special service required.

Note: • The □ indicates that a choice is required.
- The absence of the □ indicates that no choice is required.
- Alpha-numeric characters in place of □ indicate that no other alternatives are available.

HOW TO BUILD A MODEL NUMBER

Ⓐ Select basic model.

Ⓑ Select pull option.

ALBT	- Aluminum bow tie pull
ALMT	- Aluminum metric pull
ARCN	- Arc nickel pull
CLSC	- Classic (inset pull)
NKBT	- Nickel bow tie pull
NOPL	- No pull (pre-drilled for customer provided pull)
RETN	- Retro nickel pull

Ⓒ Select unit and drawer color.
Refer to the **Product Color Options** page in this price list.

Ⓓ Select lock option.

KA	- Key alike
KS	- Key standard
NLC	- No lock core

Ⓔ Select lock color.
Refer to the **Product Color Options** page in this price list.

INFORMATION

Height
All dimensions shown include 1/4" allowance for glides in recessed position.

Accessories
See accessory section for accessories that can be ordered separately.

Weights
Figures provided are approximate and reflect packaged product without additional accessories.

SPECIAL SERVICES

Special Carton Marking

With specially marked information	N/C

Shipping
Ships **knocked down, FOB Pembroke, ON K8A 0E1, freight prepaid.** Freight class 70.

Specifications and prices are subject to change without prior notice.

1330 Bellevue Street
P.O. Box 8100
Green Bay, WI 54308-8100
800.424.2432
ki.com

KI and Furnishing Knowledge are registered trademarks of Krueger International, Inc.

© 2020 Krueger International, Inc.
All Rights Reserved.
Code KI-PLW-000264/KI/PDF

Furnishing Knowledge®

WORKUP®
HEIGHT-ADJUSTABLE TABLES

PRICE LIST

January 3, 2011

Updated October 3, 2022

800.424.2432

Contents

Refer to KI Terms & Conditions document or visit ki.com.

Contents

Refer to KI Terms & Conditions document or visit ki.com.

WorkUp® Tables

General Information	2
Product Color Options	4
Fixed Height	5
Crank Adjustable Height (Sit - Stand)	7
ANSI HFES Electric Adjustable Height	9
Counter Balance Adjustable Height	10
Accessories	12

WorkUp® Tables
General Information

CRANK TABLE

General
The table shall consist of two adjustable height T bases (centered column on a horizontal foot) attached to a worksurface support that spans the two bases and supports a worksurface. The top of the worksurface shall adjust between 27.11" and 44.83" from the floor by means of a horizontal crank that can be located at either end of the table. Adjusts at a rate of 6-1/3 turns per inch. A ¾" diameter steel connecting rod shall span from column to column to enable simultaneous adjustment of both columns.

Base
The base shall consist of a column assembly and foot both finished with baked on 30 sheen powder coat paint. The column assembly shall consist of an outer member and an inner member. The outer member shall be 2-3/4" square 14-gauge steel tubing with a ¼" steel plate welded on the bottom end. The inner member shall be 2-1/2" square 14 gauge steel tubing with a ¼" steel plate welded on the top end. The foot shall consist of two formed and welded 11-gauge steel components. The foot shall be attached to the column with 8mm bolts. Two 1-1/2" diameter nylon base leveling glides shall
be threaded into the foot.

Worksurface Support
The worksurface support shall be formed 11-gauge steel support members with ¼" steel attachment plates. The worksurface support shall be attached to the column with 8mm bolts.

Worksurface
Worksurfaces shall be constructed with 1-1/8" thick 45 lb. density particle board core. The top surface shall be covered with high-pressure laminate. The bottom surface shall be covered with a phenolic backing sheet. The perimeter shall be finished using high impact plastic edging. The worksurface shall be pre-drilled and attached to the bases using (16) #12 X 1" tapping screws. All Knife (KN) edge styles will use an M3 particle board composition. The undersurface edge is sanded, stained and sealed. Knife (KN) edge and Postformed (PL) edge options will only get these edges on the user side of the table.

FIXED TABLE

General
The table shall consist of two T bases (centered column on a horizontal foot) supporting a worksurface. The top of the worksurface shall be 29" from the floor. See back page for top sizes.

Base
The base shall consist of a top plate, column and foot all finished with baked on 30 sheen powder coat paint. The top plate shall be ¼" thick steel. The column shall be 2-3/4" square 14-gauge steel tubing with ¼" steel plates welded on each end. The foot shall consist of two formed and welded 11-gauge steel components. The top plate and foot shall be attached to the column with 8mm bolts. Two 1-1/2" diameter nylon base leveling glides shall be threaded into the foot.

Worksurface
Worksurfaces shall be constructed with 1-1/8" thick 45 lb. density particle board core. The top surface shall be covered with high-pressure laminate. The bottom surface shall be covered with a phenolic backing sheet. The perimeter shall be finished using high impact plastic edging. The worksurface shall be pre-drilled and attached to the bases using (16) #12 X 1" tapping screws. All Knife (KN) edge styles will use an M3 particle board composition. The undersurface edge is sanded and sealed. Knife (KN) edge and Postformed (PL) edge options will only get these edges on the user side of the table.

ANSI HFES TABLE

General
The table shall consist of two adjustable height T bases (centered column on a horizontal foot) attached to a worksurface support that spans the two bases and supports a worksurface. The top of the worksurface shall adjust between 22.35" and 48.33" from the floor by means of electric controls that can be located at either end of the table.

Base
The base shall consist of a column assembly and foot both finished with baked on 30 sheen powder coat paint. The column assembly shall consist of an outer member, an intermediate member and an inner member. The outer member shall be 2-3/4" square 14-gauge steel tubing with a ¼" steel plate welded on the bottom end. The intermediate member shall be 2-1/2" square 14-gauge steel tubing. The inner member shall be 2-1/4" square 14-gauge steel tubing with a ¼" steel plate welded on the top end. The foot shall consist of two formed and welded 11-gauge steel components. The foot shall be attached to the column with 8mm bolts. Two 1-1/2" diameter nylon base leveling glides shall be threaded into the foot.

Worksurface Support
The worksurface support shall be formed 11-gauge steel support members with ¼" steel attachment plates. The worksurface support shall be attached to the column with 8mm bolts.

Worksurface
Worksurfaces shall be constructed with 1-1/8" thick 45 lb. density particle board core. The top surface shall be covered with high-pressure laminate. The bottom surface shall be covered with a phenolic backing sheet. The perimeter shall be finished using high impact plastic edging. The worksurface shall be pre-drilled and attached to the bases using (16) #12 X 1" tapping screws. All Knife (KN) edge styles will use an M3 particle board composition. The undersurface edge is sanded and sealed. Knife (KN) edge and Postformed (PL) edge options will only get these edges on the user side of the table.

Wire Trough
The wire trough is an optional accessory which must be ordered separately. Constructed of 18-gauge steel with a powder-coated finish which may be coordinated to match the color of the table legs. Screws are provided for attachment to the underside of the tabletop, and tops are pre-drilled for wire trough locations. Wire troughs are available on all models.

Polyester Felt Modesty Panel
Modesty panels are constructed from a sound-absorbing, 100% polyester felt with an acoustic rating of 0.45-0.90 NRC. The panel is 1/2" thick with a density of .05 lb/ft. Panels are in accordance with ASTM-E84 and achieve a Class A Flame Spread. Standard sizes are 9.25" high by 34.5", 40.5", 46.5", 52.5", 58.5", 64.5", and 70.5" wide. The mounting brackets are 18-gauge steel and attached to the work surface by 2 steel screws. Panels 34.5", 40.5" and 46.5" wide all use 2 brackets per panel. Panels 52.5", 58.5", 64.5", and 70.5" wide all use 3 brackets per panel.

WorkUp® Tables
Product Color Options

WorkUp® Tables
Product Color Options

Surface Finish--Laminate

Belair	LBQ
Biltmore Cherry	LBT
Black	LBK
Brighton Walnut	LBW
Canyon Zephyr	LCA
Castle Oak	LCO
Casual Linen	LCU
Cherry Storm	LCX
Classic Linen	LCI
Cloud Zephyr	LCL
Cocobala	LCC
Crisp Linen	LRI
Desert Zephyr	LDZ
Dove Grey	LDG
Fired Steel	LIL
Flax Linen	LXF
Florence Walnut	LFC
Forged Steel	LOL
Friston Ash	LFH
Frosty White	LFW
Graphite Nebula	LGN
Grey	LGE
High Rise	LHE
Hollyberry	LHY
Irish Linen	LIH
Island	LID
Italian Silver Ash	LIT
Kensington Maple	LKM
Lapis Blue	LLB
Markerboard White	LMK
Misted Zephyr	LMR
Monticello Maple	LMT
Nickel Evolv	LNV
North Sea	LNA
Ocean	LON
Pearl Bisque	LPB
Pearl Silver	LPS
Pressed Linen	LPR
River Cherry	LRY
Rugged Linen	LRG
Satin Stainless	LSS
Shadow Zephyr	LSR
Silicon evolv	LSV
Sterling Ash	LAZ
Tailored Linen	LTL
Titanium evolv	LTV
White Nebula	LWL
White Sand	LWN
Windsor Mahogany	LWY

Base and Trough Paint Color

Black	BL
Blue Grey	GR
Bronze Metallic	ZM
Champagne Metallic	CM
Cool Grey	CG
Cottonwood	CO
Earthen Clay	EY
Everglade Shade	EV
Glitz Metallic	GZ
Hazy Jade	HJ
Honey Bee	HY
Mardi Gras	MG
Misty Brown	MY
Nemo	NE
Purple Haze	PH
Rubber Ducky	RK
Starlight Silver Metallic	SX
Surf's Up	SP
Twilight Shadow	TI
Ultra Blue	UB
Warm Grey	WG
Zesty Lime	ZL

Edge Color for 74P Edge

Belair	EBQ
Biltmore Cherry	EBT
Black	EBL
Blue Grey	EGR
Brighton Walnut	EBW
Castle Oak	ECO
Cayenne	ECY
Cherry Storm	ECX
Cocobala	ECC
Cool Grey	ECG
Earthen Clay	EEY
Everglade Shade	EEV
Flannel	EFN
Florence Walnut	EFC
Friston Ash	EFH
Frosty White	EFW
Hazy Jade	EHJ
Honey Bee	EHY
Italian Silver Ash	EIT
Kensington Maple	EKM
Light Tone	ELG
Mardi Gras	EMG
Misty Brown	EMY
Monticello Maple	EMT
Multiplex	EMB
Nemo	ENE
Nordic	END
Poppy Red	EPR
Purple Haze	EPH
River Cherry	ERY
Rubber Ducky	ERK
Sand	ESA
Sky Blue	ESK
Sterling Ash	EAZ
Surf's Up	ESP
Twilight Shadow	ETI
Ultra Blue	EUB
Warm Grey	EWG
Windsor Mahogany	EWY
Zesty Lime	EZL

Edge Color for 54B Edge

Black	EBL
Blue Grey	EGR
Cayenne	ECY
Cool Grey	ECG
Earthen Clay	EEY
Everglade Shade	EEV
Flannel	EFN
Frosty White	EFW
Hazy Jade	EHJ
Honey Bee	EHY
Light Tone	ELG
Mardi Gras	EMG
Misty Brown	EMY
Nemo	ENE
Nordic	END
Poppy Red	EPR
Purple Haze	EPH
Rubber Ducky	ERK
Sand	ESA
Sky Blue	ESK
Surf's Up	ESP
Twilight Shadow	ETI
Ultra Blue	EUB
Warm Grey	EWG
Zesty Lime	EZL

Edge Color for KN Edge

Belair	EBQ
Biltmore Cherry	EBT
Black	EBL
Blue Grey	EGR
Brighton Walnut	EBW
Castle Oak	ECO
Cayenne	ECY
Cherry Storm	ECX
Cocobala	ECC
Cool Grey	ECG
Earthen Clay	EEY
Everglade Shade	EEV
Flannel	EFN
Florence Walnut	EFC
Friston Ash	EFH
Frosty White	EFW
Hazy Jade	EHJ
Honey Bee	EHY
Italian Silver Ash	EIT
Kensington Maple	EKM
Light Tone	ELG
Mardi Gras	EMG
Misty Brown	EMY
Monticello Maple	EMT
Nemo	ENE
Nordic	END
Poppy Red	EPR
Purple Haze	EPH
River Cherry	ERY
Rubber Ducky	ERK
Sand	ESA
Sky Blue	ESK
Sterling Ash	EAZ
Surf's Up	ESP
Twilight Shadow	ETI
Ultra Blue	EUB
Warm Grey	EWG
Windsor Mahogany	EWY
Zesty Lime	EZL

Inner Column Color

Black	IBL
Silver	ISV
White	IWH

Polyester Felt Modesty Panel

Dandelion	FTDD
Fawn	FTFW
Flannel	FTFN
Heather	FTHR
Lava	FTLV
Midnight Blue	FTMB
Spring	FTSG

Finish Cards
View color swatches for items listed within this document.

Paints **Wood/Veneer** **Molded Edges** **Hard Plastics**
Plastics/Poly **Laminates** **Edge Styles** **Glass**

Certain options referenced may not be available on GSA Schedule.

WorkUp® Tables
Fixed Height

KI

WorkUp® Tables
Fixed Height

			MODEL NUMBER													
	MODEL	A x B x C	Basic Model	Edge Style	Modesty Panel	Base	Edge Color	Surface Finish	Base Finish	Polyester Modesty Panel Color	Approx. Packaged Weight	1-1/4" Vinyl Bullnose (54B)	74P Edge (74P)	Postformed Edge (PL)	Knife Edge (KN)
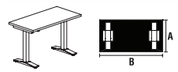	**Rectangular Tables - 22"D** • 29" height • Adjustable glides	21-1/2 x 34-1/2"	WU2236FX	□□□	□□□	□	□□□	□□□	□□	□□□□	69.0#	$ 696	$ 791	$ 822	$ 850
		21-1/2 x 40-1/2"	WU2242FX	□□□	□□□	□	□□□	□□□	□□	□□□□	66.0#	728	839	874	903
		21-1/2 x 46-1/2"	WU2248FX	□□□	□□□	□	□□□	□□□	□□	□□□□	70.0#	735	849	881	908
		21-1/2 x 52-1/2"	WU2254FX	□□□	□□□	□	□□□	□□□	□□	□□□□	75.0#	771	900	936	982
WUFX		21-1/2 x 58-1/2"	WU2260FX	□□□	□□□	□	□□□	□□□	□□	□□□□	79.0#	773	903	940	985
		21-1/2 x 64-1/2"	WU2266FX	□□□	□□□	□	□□□	□□□	□□	□□□□	91.0#	822	968	1007	1090
		21-1/2 x 70-1/2"	WU2272FX	□□□	□□□	□	□□□	□□□	□□	□□□□	95.0#	826	972	1010	1094
	Rectangular Tables - 24"D • 29" height • Adjustable glides	23-1/2 x 34-1/2"	WU2436FX	□□□	□□□	□	□□□	□□□	□□	□□□□	64.0#	$ 696	$ 791	$ 822	$ 853
WUFX		23-1/2 x 40-1/2"	WU2442FX	□□□	□□□	□	□□□	□□□	□□	□□□□	69.0#	728	839	874	903
		23-1/2 x 46-1/2"	WU2448FX	□□□	□□□	□	□□□	□□□	□□	□□□□	73.0#	737	848	881	910
		23-1/2 x 52-1/2"	WU2454FX	□□□	□□□	□	□□□	□□□	□□	□□□□	78.0#	771	901	936	982
		23-1/2 x 58-1/2"	WU2460FX	□□□	□□□	□	□□□	□□□	□□	□□□□	83.0#	773	904	940	985
		23-1/2 x 64-1/2"	WU2466FX	□□□	□□□	□	□□□	□□□	□□	□□□□	95.0#	822	970	1007	1090
		23-1/2 x 70-1/2"	WU2472FX	□□□	□□□	□	□□□	□□□	□□	□□□□	100.0#	826	972	1013	1094
	Rectangular Tables - 30"D • 29" height • Adjustable glides	29-1/2 x 34-1/2"	WU3036FX	□□□	□□□	□	□□□	□□□	□□	□□□□	75.0#	$ 731	$ 834	$ 865	$ 939
WUFX		29-1/2 x 40-1/2"	WU3042FX	□□□	□□□	□	□□□	□□□	□□	□□□□	81.0#	771	892	928	968
		29-1/2 x 46-1/2"	WU3048FX	□□□	□□□	□	□□□	□□□	□□	□□□□	87.0#	819	940	972	977
		29-1/2 x 52-1/2"	WU3054FX	□□□	□□□	□	□□□	□□□	□□	□□□□	93.0#	905	1039	1082	1139
		29-1/2 x 58-1/2"	WU3060FX	□□□	□□□	□	□□□	□□□	□□	□□□□	99.0#	906	1042	1086	1144
		29-1/2 x 64-1/2"	WU3066FX	□□□	□□□	□	□□□	□□□	□□	□□□□	112.0#	957	1112	1156	1261
		29-1/2 x 70-1/2"	WU3072FX	□□□	□□□	□	□□□	□□□	□□	□□□□	118.0#	960	1117	1162	1267
	Rectangular Tables - 36"D • 29" height • Adjustable glides	35-1/2 x 34-1/2"	WU3636FX	□□□	□□□	□	□□□	□□□	□□	□□□□	82.0#	$ 796	$ 904	$ 941	$ 1007
WUFX		35-1/2 x 40-1/2"	WU3642FX	□□□	□□□	□	□□□	□□□	□□	□□□□	89.0#	848	977	1017	1097
		35-1/2 x 46-1/2"	WU3648FX	□□□	□□□	□	□□□	□□□	□□	□□□□	96.0#	858	985	1023	1104
		35-1/2 x 52-1/2"	WU3654FX	□□□	□□□	□	□□□	□□□	□□	□□□□	103.0#	944	1091	1135	1329
		35-1/2 x 58-1/2"	WU3660FX	□□□	□□□	□	□□□	□□□	□□	□□□□	110.0#	949	1095	1138	1244
		35-1/2 x 64-1/2"	WU3666FX	□□□	□□□	□	□□□	□□□	□□	□□□□	125.0#	1009	1128	1172	1628
		35-1/2 x 70-1/2"	WU3672FX	□□□	□□□	□	□□□	□□□	□□	□□□□	132.0#	1018	1135	1180	1635
			Ⓐ	Ⓑ	Ⓒ	Ⓓ	Ⓔ	Ⓕ	Ⓖ	Ⓗ					

HOW TO ORDER

Indicate the following information on order form:
1. Quantity of each item.
2. Model number, including options. See "How To Build a Model Number".
3. Any special service required.

Note: • The □ indicates that a choice is required.
- The absence of the □ indicates that no choice is required.
- Alpha-numeric characters in place of □ indicate that no other alternatives are available.

HOW TO BUILD A MODEL NUMBER

Ⓐ Select basic model.

Ⓑ Select edge style.

54B	- 1-1/4" Vinyl bullnose
74P	- 74P edge
PL	- Postformed edge
KN	- Knife edge

Knife edge (KN) and Postformed edge (PL) on user side only

Ⓒ Select modesty panel.

NMP	- No modesty panel
PMP	- Polyester felt modesty panel; add $186

Ⓓ Select base option.

G	- Glides
R	- Rolling base (1 foot w/rollers, 1 foot w/glides); add $55

Ⓔ Select edge color.
Refer to the **Product Color Options** page in this price list.
Edge color offerings are based on edge style selections.

Ⓕ Select surface finish.
Refer to the **Product Color Options** page in this price list.
Surface finish offerings are based on edge style selections.

Ⓖ Select base finish.
Refer to the **Product Color Options** page in this price list.

Ⓗ Select modesty panel color (only if polyester felt panel is chosen).
Refer to the **Product Color Options** page in this price list.

SPECIAL SERVICES

Special Carton Marking

With specially marked information N/C

Shipping

Ships **knocked down, FOB Bonduel, WI 54107, freight prepaid.** Freight class 125.

Specifications and prices are subject to change without prior notice.

WorkUp® Tables
Fixed Height

KI

WorkUp® Tables
Fixed Height

	A x B x C	MODEL NUMBER Basic Model	Edge Style	Modesty Panel	Base	Edge Color	Surface Finish	Base Finish	Polyester Modesty Panel Color	Approx. Packaged Weight	1-1/4" Vinyl Bullnose (54B)	74P Edge (74P)	Knife Edge (KN)
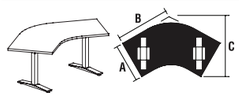	23-1/2 x 34-1/2 x 37-5/8"	WUC2436FX	□□□	□□□	□	□□□	□□□	□□	□□□□	80.0#	$ 942	$ 1085	$ 1232
	29-1/2 x 46-1/2 x 48-7/8"	WUC3048FX	□□□	□□□	□	□□□	□□□	□□	□□□□	123.0#	1086	1229	1468
		Ⓐ	Ⓑ	Ⓒ	Ⓓ	Ⓔ	Ⓕ	Ⓖ	Ⓗ				

WUFX

Rectangular 120° Corner Tables

- 29" height
- 120° angle
- Adjustable glides
- WUC2436FX includes one 42" modesty panel when specified
- WUC3048FX includes one 54" modesty panel when specified

HOW TO ORDER

Indicate the following information on order form:
1. Quantity of each item.
2. Model number, including options. See "How To Build a Model Number".
3. Any special service required.

Note: • The □ indicates that a choice is required.
- The absence of the □ indicates that no choice is required.
- Alpha-numeric characters in place of □ indicate that no other alternatives are available.

HOW TO BUILD A MODEL NUMBER

Ⓐ Select basic model.

Ⓑ Select edge style.

54B	- 1-1/4" Vinyl bullnose
74P	- 74P edge
KN	- Knife edge

Knife edge (KN) on user side only

Ⓒ Select modesty panel.

NMP	- No modesty panel
PMP	- Polyester felt modesty panel; add $186

Ⓓ Select base option.

G	- Glides
R	- Rolling base (1 foot w/rollers, 1 foot w/glides); add $55

Ⓔ Select edge color.
Refer to the **Product Color Options** page in this price list.
Edge color offerings are based on edge style selections.

Ⓕ Select surface finish.
Refer to the **Product Color Options** page in this price list.
Surface finish offerings are based on edge style selections.

Ⓖ Select base finish.
Refer to the **Product Color Options** page in this price list.

Ⓗ Select modesty panel color (only if polyester felt panel is chosen).
Refer to the **Product Color Options** page in this price list.

SPECIAL SERVICES

Special Carton Marking

With specially marked information	N/C

Shipping

Ships **knocked down, FOB Bonduel, WI 54107, freight prepaid.** Freight class 125.

Specifications and prices are subject to change without prior notice.

WorkUp® Tables
Crank Adjustable Height (Sit - Stand)

KI

WorkUp® Tables
Crank Adjustable Height (Sit - Stand)



WUCR

Rectangular Tables - 22"D

- 27-44" adjustable heights
- Adjustable glides
- Adjusts at a rate of 6-1/3 turns per inch

WUCR

Rectangular Tables - 24"D

- 27-44" adjustable heights
- Adjustable glides
- Adjusts at a rate of 6-1/3 turns per inch

WUCR

Rectangular Tables - 30"D

- 27-44" adjustable heights
- Adjustable glides
- Adjusts at a rate of 6-1/3 turns per inch

WUCR

Rectangular Tables - 36"D

- 27-44" adjustable heights
- Adjustable glides
- Adjusts at a rate of 6-1/3 turns per inch

	MODEL NUMBER													
A x B x C	Basic Model	Edge Style	Modesty Panel	Base	Edge Color	Surface Finish	Base Finish	Column Finish	Polyester Modesty Panel Color	Approx. Packaged Weight	1-1/4" Vinyl Bullnose (54B)	74P Edge (74P)	Postformed Edge (PL)	Knife Edge (KN)
21-1/2 x 46-1/2"	WU2248CR	□□□	□□□	□	□□□	□□□	□□	□□□	□□□□	84.0#	$ 1468	$ 1581	$ 1637	$ 1641
21-1/2 x 52-1/2"	WU2254CR	□□□	□□□	□	□□□	□□□	□□	□□□	□□□□	90.0#	1509	1636	1702	1718
21-1/2 x 58-1/2"	WU2260CR	□□□	□□□	□	□□□	□□□	□□	□□□	□□□□	95.0#	1521	1648	1714	1731
21-1/2 x 64-1/2"	WU2266CR	□□□	□□□	□	□□□	□□□	□□	□□□	□□□□	101.0#	1580	1726	1794	1846
21-1/2 x 70-1/2"	WU2272CR	□□□	□□□	□	□□□	□□□	□□	□□□	□□□□	106.0#	1590	1737	1805	1858
23-1/2 x 46-1/2"	WU2448CR	□□□	□□□	□	□□□	□□□	□□	□□□	□□□□	87.0#	$ 1468	$ 1581	$ 1637	$ 1641
23-1/2 x 52-1/2"	WU2454CR	□□□	□□□	□	□□□	□□□	□□	□□□	□□□□	93.0#	1510	1637	1702	1722
23-1/2 x 58-1/2"	WU2460CR	□□□	□□□	□	□□□	□□□	□□	□□□	□□□□	99.0#	1521	1649	1714	1731
23-1/2 x 64-1/2"	WU2466CR	□□□	□□□	□	□□□	□□□	□□	□□□	□□□□	105.0#	1621	1771	1839	1847
23-1/2 x 70-1/2"	WU2472CR	□□□	□□□	□	□□□	□□□	□□	□□□	□□□□	111.0#	1634	1780	1853	1901
29-1/2 x 46-1/2"	WU3048CR	□□□	□□□	□	□□□	□□□	□□	□□□	□□□□	103.0#	$ 1592	$ 1709	$ 1779	$ 1787
29-1/2 x 52-1/2"	WU3054CR	□□□	□□□	□	□□□	□□□	□□	□□□	□□□□	110.0#	1682	1819	1888	1918
29-1/2 x 58-1/2"	WU3060CR	□□□	□□□	□	□□□	□□□	□□	□□□	□□□□	117.0#	1690	1830	1902	1930
29-1/2 x 64-1/2"	WU3066CR	□□□	□□□	□	□□□	□□□	□□	□□□	□□□□	124.0#	1751	1907	1983	2056
29-1/2 x 70-1/2"	WU3072CR	□□□	□□□	□	□□□	□□□	□□	□□□	□□□□	131.0#	1763	1921	1997	2068
35-1/2 x 46-1/2"	WU3648CR	□□□	□□□	□	□□□	□□□	□□	□□□	□□□□	112.0#	$ 1628	$ 1755	$ 1826	$ 1875
35-1/2 x 52-1/2"	WU3654CR	□□□	□□□	□	□□□	□□□	□□	□□□	□□□□	121.0#	1723	1868	1943	2106
35-1/2 x 58-1/2"	WU3660CR	□□□	□□□	□	□□□	□□□	□□	□□□	□□□□	129.0#	1734	1879	1957	2028
35-1/2 x 64-1/2"	WU3666CR	□□□	□□□	□	□□□	□□□	□□	□□□	□□□□	137.0#	1795	1913	1988	2412
35-1/2 x 70-1/2"	WU3672CR	□□□	□□□	□	□□□	□□□	□□	□□□	□□□□	146.0#	1808	1926	2002	2428
	Ⓐ	Ⓑ	Ⓒ	Ⓓ	Ⓔ	Ⓕ	Ⓖ	Ⓗ	Ⓘ					

HOW TO ORDER

Indicate the following information on order form:
1. Quantity of each item.
2. Model number, including options. See "How To Build a Model Number".
3. Any special service required.

Note: • The □ indicates that a choice is required.
- The absence of the □ indicates that no choice is required.
- Alpha-numeric characters in place of □ indicate that no other alternatives are available.

HOW TO BUILD A MODEL NUMBER

Ⓐ Select basic model.

Ⓑ Select edge style.

54B	- 1-1/4" Vinyl bullnose
74P	- 74P edge
PL	- Postformed edge
KN	- Knife edge

Knife edge (KN) and Postformed edge (PL) on user side only

Ⓒ Select modesty panel.

NMP	- No modesty panel
PMP	- Polyester felt modesty panel; add $186

Ⓓ Select base option.

G	- Glides
R	- Rolling base (1 foot w/rollers, 1 foot w/glides); add $55

Ⓔ Select edge color.
Refer to the **Product Color Options** page in this price list.
Edge color offerings are based on edge style selections.

Ⓕ Select surface finish.
Refer to the **Product Color Options** page in this price list.
Surface finish offerings are based on edge style selections.

Ⓖ Select base finish.
Refer to the **Product Color Options** page in this price list.

Ⓗ Select inner column finish.
Refer to the **Product Color Options** page in this price list.

Ⓘ Select modesty panel color (only if polyester felt panel is chosen).
Refer to the **Product Color Options** page in this price list.

SPECIAL SERVICES

Special Carton Marking

With specially marked information N/C

Shipping

Ships **knocked down, FOB Bonduel, WI 54107, freight prepaid.** Freight class 125.

Specifications and prices are subject to change without prior notice.

WorkUp® Tables
Crank Adjustable Height (Sit - Stand)

KI

WorkUp® Tables
Crank Adjustable Height (Sit - Stand)

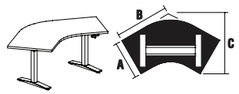

WUCR

Rectangular 120° Corner Tables

- 27-44" adjustable heights
- 120° angle
- Adjustable glides
- Adjusts at a rate of 6-1/3 turns per inch
- WUC2436CR includes one 42" modesty panel when specified
- WUC3048CR includes one 54" modesty panel when specified

	MODEL NUMBER											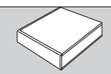	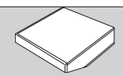
A x B x C	Basic Model	Edge Style	Modesty Panel	Base	Edge Color	Surface Finish	Base Finish	Column Finish	Polyester Modesty Panel Color	Approx. Packaged Weight	1-1/4" Vinyl Bullnose (54B)	74P Edge (74P)	Knife Edge (KN)
23-1/2 x 34-1/2 x 37-5/8"	WUC2436CR	□□□	□□□	□	□□□	□□□	□□	□□□	□□□□	93.0#	$ 1674	$ 1819	$ 1967
29-1/2 x 46-1/2 x 48-7/8"	WUC3048CR	□□□	□□□	□	□□□	□□□	□□	□□□	□□□□	134.0#	1872	2016	2253
		Ⓑ	Ⓒ	Ⓓ	Ⓔ	Ⓕ	Ⓖ	Ⓗ	Ⓘ				

HOW TO ORDER

Indicate the following information on order form:
1. Quantity of each item.
2. Model number, including options. See "How To Build a Model Number".
3. Any special service required.

Note: • The □ indicates that a choice is required.
- The absence of the □ indicates that no choice is required.
- Alpha-numeric characters in place of □ indicate that no other alternatives are available.

HOW TO BUILD A MODEL NUMBER

Ⓐ Select basic model.

Ⓑ Select edge style.

54B	- 1-1/4" Vinyl bullnose
74P	- 74P edge
KN	- Knife edge

Knife edge (KN) on user side only

Ⓒ Select modesty panel.

NMP	- No modesty panel
PMP	- Polyester felt modesty panel; add $186

Ⓓ Select base option.

G	- Glides
R	- Rolling base (1 foot w/rollers, 1 foot w/glides); add $55

Ⓔ Select edge color.
Refer to the **Product Color Options** page in this price list.
Edge color offerings are based on edge style selections.

Ⓕ Select surface finish.
Refer to the **Product Color Options** page in this price list.
Surface finish offerings are based on edge style selections.

Ⓖ Select base finish.
Refer to the **Product Color Options** page in this price list.

Ⓗ Select inner column finish.
Refer to the **Product Color Options** page in this price list.

Ⓘ Select modesty panel color (only if polyester felt panel is chosen).
Refer to the **Product Color Options** page in this price list.

SPECIAL SERVICES

Special Carton Marking

With specially marked information N/C

Shipping

Ships **knocked down, FOB Bonduel, WI 54107, freight prepaid.** Freight class 125.

Specifications and prices are subject to change without prior notice.

WorkUp® Tables
ANSI HFES Electric Adjustable Height

KI

WorkUp® Tables
ANSI HFES Electric Adjustable Height



WUHF

Rectangular Tables - 22"D

- 22-48" adjustable heights
- Adjustable glides

Rectangular Tables - 24"D

- 22-48" adjustable heights
- Adjustable glides

Rectangular Tables - 30"D

- 22-48" adjustable heights
- Adjustable glides

Rectangular Tables - 36"D

- 22-48" adjustable heights
- Adjustable glides



WUHF

Rectangular 120° Corner Tables

- 22-48" adjustable heights
- 120° angle
- Adjustable glides
- WUC2436HF includes one 42" modesty panel when specified
- WUC3048HF includes one 54" modesty panel when specified

	MODEL NUMBER											
A x B x C	Basic Model	Edge Style	Modesty Panel	Base	Edge Color	Electrical Control	Surface Finish	Base Finish	Column Finish	Polyester Modesty Panel Color	Approx. Packaged Weight	1-1/4" Vinyl Bullnose (54B)
21-1/2 x 46-1/2"	WU2248HF	□□□	□□□	□	□□□	□	□□□	□□	□□□	□□□□	95.0#	$ 2881
21-1/2 x 52-1/2"	WU2254HF	□□□	□□□	□	□□□	□	□□□	□□	□□□	□□□□	101.0#	2921
21-1/2 x 58-1/2"	WU2260HF	□□□	□□□	□	□□□	□	□□□	□□	□□□	□□□□	106.0#	2933
21-1/2 x 64-1/2"	WU2266HF	□□□	□□□	□	□□□	□	□□□	□□	□□□	□□□□	112.0#	2992
21-1/2 x 70-1/2"	WU2272HF	□□□	□□□	□	□□□	□	□□□	□□	□□□	□□□□	117.0#	3000
23-1/2 x 46-1/2"	WU2448HF	□□□	□□□	□	□□□	□	□□□	□□	□□□	□□□□	99.0#	$ 2881
23-1/2 x 52-1/2"	WU2454HF	□□□	□□□	□	□□□	□	□□□	□□	□□□	□□□□	104.0#	2921
23-1/2 x 58-1/2"	WU2460HF	□□□	□□□	□	□□□	□	□□□	□□	□□□	□□□□	110.0#	2933
23-1/2 x 64-1/2"	WU2466HF	□□□	□□□	□	□□□	□	□□□	□□	□□□	□□□□	116.0#	2992
23-1/2 x 70-1/2"	WU2472HF	□□□	□□□	□	□□□	□	□□□	□□	□□□	□□□□	122.0#	3002
29-1/2 x 46-1/2"	WU3048HF	□□□	□□□	□	□□□	□	□□□	□□	□□□	□□□□	114.0#	$ 3002
29-1/2 x 52-1/2"	WU3054HF	□□□	□□□	□	□□□	□	□□□	□□	□□□	□□□□	121.0#	3094
29-1/2 x 58-1/2"	WU3060HF	□□□	□□□	□	□□□	□	□□□	□□	□□□	□□□□	128.0#	3105
29-1/2 x 64-1/2"	WU3066HF	□□□	□□□	□	□□□	□	□□□	□□	□□□	□□□□	135.0#	3162
29-1/2 x 70-1/2"	WU3072HF	□□□	□□□	□	□□□	□	□□□	□□	□□□	□□□□	142.0#	3173
35-1/2 x 46-1/2"	WU3648HF	□□□	□□□	□	□□□	□	□□□	□□	□□□	□□□□	123.0#	$ 3040
35-1/2 x 52-1/2"	WU3654HF	□□□	□□□	□	□□□	□	□□□	□□	□□□	□□□□	132.0#	3135
35-1/2 x 58-1/2"	WU3660HF	□□□	□□□	□	□□□	□	□□□	□□	□□□	□□□□	140.0#	3147
35-1/2 x 64-1/2"	WU3666HF	□□□	□□□	□	□□□	□	□□□	□□	□□□	□□□□	148.0#	3207
35-1/2 x 70-1/2"	WU3672HF	□□□	□□□	□	□□□	□	□□□	□□	□□□	□□□□	156.0#	3218
23-1/2 x 34-1/2 x 37-5/8"	WUC2436HF	□□□	□□□	□	□□□	□	□□□	□□	□□□	□□□□	105.0#	$ 3087
29-1/2 x 46-1/2 x 48-7/8"	WUC3048HF	□□□	□□□	□	□□□	□	□□□	□□	□□□	□□□□	145.0#	3284
		Ⓐ	Ⓑ	Ⓒ	Ⓓ	Ⓔ	Ⓕ	Ⓖ	Ⓗ	Ⓘ	Ⓙ	

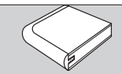

74P Edge (74P)

$ 2994	$ 3055	$ 3111	
3049	3131	3169	
3062	3143	3184	
3140	3258	3261	
3149	3269	3273	
$ 2994	$ 3055	$ 3111	
3050	3131	3169	
3062	3144	3184	
3141	3258	3263	
3149	3271	3273	
$ 3121	$ 3199	$ 3245	
3229	3332	3356	
3241	3343	3372	
3319	3452	3469	
3333	3465	3481	
$ 3167	$ 3289	$ 3293	
3281	3411	3520	
3293	3425	3442	
3323	3457	3826	
3338	3469	3837	
$ 3229	N/A	$ 3378	
3428	N/A	3666	

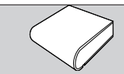

Postformed Edge (PL)

$ 3055	$ 3111		
3131	3169		
3143	3184		
3258	3261		
3269	3273		
$ 3055	$ 3111		
3131	3169		
3144	3184		
3258	3263		
3271	3273		
$ 3199	$ 3245		
3332	3356		
3343	3372		
3452	3469		
3465	3481		
$ 3289	$ 3293		
3411	3520		
3425	3442		
3457	3826		
3469	3837		
N/A	$ 3378		
N/A	3666		

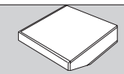

Knife Edge (KN)

$ 3111			
3169			
3184			
3261			
3273			
$ 3111			
3169			
3184			
3263			
3273			
$ 3245			
3356			
3372			
3469			
3481			
$ 3293			
3520			
3442			
3826			
3837			
$ 3378			
3666			

HOW TO ORDER

Indicate the following information on order form:
1. Quantity of each item.
2. Model number, including options. See "How To Build a Model Number".
3. Any special service required.

Note: • The □ indicates that a choice is required.
- The absence of the □ indicates that no choice is required.
- Alpha-numeric characters in place of □ indicate that no other alternatives are available.

HOW TO BUILD A MODEL NUMBER

Ⓐ Select basic model.

Ⓑ Select edge style.

54B	- 1-1/4" Vinyl bullnose
74P	- 74P edge
PL	- Postformed edge
KN	- Knife edge

Knife edge (KN) and Postformed edge (PL) on user side only

Ⓒ Select modesty panel.

NMP	- No modesty panel
PMP	- Polyester felt modesty panel; add $186

Ⓓ Select base option.

G	- Glides
R	- Rolling base (1 foot w/rollers, 1 foot w/glides); add $55

Ⓔ Select edge color.
Refer to the **Product Color Options** page in this price list.
Edge color offerings are based on edge style selections.

Ⓕ Select electric control.

S	- Standard switch
D	- Deluxe switch; add $138

Ⓖ Select surface finish.
Refer to the **Product Color Options** page in this price list.
Surface finish offerings are based on edge style selections.

Ⓗ Select base finish.
Refer to the **Product Color Options** page in this price list.

Ⓘ Select inner column finish.
Refer to the **Product Color Options** page in this price list.

Ⓙ Select modesty panel color (only if polyester felt panel is chosen).
Refer to the **Product Color Options** page in this price list.

SPECIAL SERVICES

Special Carton Marking

With specially marked information	N/C

Shipping

Ships **knocked down, FOB Bonduel, WI 54107, freight prepaid.** Freight class 125.

Specifications and prices are subject to change without prior notice.

WorkUp® Tables
Counter Balance Adjustable Height

KI

WorkUp® Tables
Counter Balance Adjustable Height

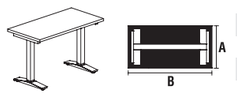

WUCB

Rectangular Tables - 22"D

- Designed to support 15 to 45 lbs of equipment (non-standard weight ranges available through Product Modification Request)
- 28-47" adjustable heights
- Foot Finish is for foot weldments only
- Frame/inner column finish is for under structure and inner/outer leg columns

A x B x C	MODEL NUMBER Basic Model	Edge Style	Modesty Panel	Base	Edge Color	Surface Finish	Foot Finish	Frame/ Inner Column Finish	Polyester Modesty Panel Color	Approx. Packaged Weight	1-1/4" Vinyl Bullnose (54B)	74P Edge (74P)	Postformed Edge (PL)	Knife Edge (KN)
21-1/2 x 46-1/2"	WU2248CB	□□□	□□□	□	□□□	□□□	□□	□□□	□□□□	93.0#	$ 2661	$ 2772	$ 2778	$ 2835
21-1/2 x 52-1/2"	WU2254CB	□□□	□□□	□	□□□	□□□	□□	□□□	□□□□	98.0#	2713	2840	2864	2922
21-1/2 x 58-1/2"	WU2260CB	□□□	□□□	□	□□□	□□□	□□	□□□	□□□□	102.0#	2732	2860	2883	2938
21-1/2 x 64-1/2"	WU2266CB	□□□	□□□	□	□□□	□□□	□□	□□□	□□□□	107.0#	2783	2930	2939	3050
21-1/2 x 70-1/2"	WU2272CB	□□□	□□□	□	□□□	□□□	□□	□□□	□□□□	112.0#	2796	2944	2958	3064
23-1/2 x 46-1/2"	WU2448CB	□□□	□□□	□	□□□	□□□	□□	□□□	□□□□	96.0#	$ 2661	$ 2772	$ 2777	$ 2835
23-1/2 x 52-1/2"	WU2454CB	□□□	□□□	□	□□□	□□□	□□	□□□	□□□□	101.0#	2713	2840	2863	2922
23-1/2 x 58-1/2"	WU2460CB	□□□	□□□	□	□□□	□□□	□□	□□□	□□□□	106.0#	2732	2860	2881	2938
23-1/2 x 64-1/2"	WU2466CB	□□□	□□□	□	□□□	□□□	□□	□□□	□□□□	111.0#	2783	2930	2938	3050
23-1/2 x 70-1/2"	WU2472CB	□□□	□□□	□	□□□	□□□	□□	□□□	□□□□	116.0#	2796	2944	2957	3064
29-1/2 x 46-1/2"	WU3048CB	□□□	□□□	□	□□□	□□□	□□	□□□	□□□□	109.0#	$ 2712	$ 2834	$ 2800	$ 2912
29-1/2 x 52-1/2"	WU3054CB	□□□	□□□	□	□□□	□□□	□□	□□□	□□□□	115.0#	2773	2910	2846	3010
29-1/2 x 58-1/2"	WU3060CB	□□□	□□□	□	□□□	□□□	□□	□□□	□□□□	122.0#	2786	2925	2864	3024
29-1/2 x 64-1/2"	WU3066CB	□□□	□□□	□	□□□	□□□	□□	□□□	□□□□	128.0#	2831	2986	2925	3138
29-1/2 x 70-1/2"	WU3072CB	□□□	□□□	□	□□□	□□□	□□	□□□	□□□□	134.0#	2843	3000	2939	3150

WUCB

Rectangular Tables - 24"D

- Designed to support 15 to 45 lbs of equipment (non-standard weight ranges available through Product Modification Request)
- 28-47" adjustable heights
- Foot Finish is for foot weldments only
- Frame/inner column finish is for under structure and inner/outer leg columns

WUCB

Rectangular Tables - 30"D

- Designed to support 15 to 45 lbs of equipment (non-standard weight ranges available through Product Modification Request)
- 28-47" adjustable heights
- Foot Finish is for foot weldments only
- Frame/inner column finish is for under structure and inner/outer leg columns

Ⓐ Ⓑ Ⓒ Ⓓ Ⓔ Ⓕ Ⓖ Ⓗ Ⓘ

HOW TO ORDER

Indicate the following information on order form:
1. Quantity of each item.
2. Model number, including options. See "How To Build a Model Number".
3. Any special service required.

Note: • The □ indicates that a choice is required.
- The absence of the □ indicates that no choice is required.
- Alpha-numeric characters in place of □ indicate that no other alternatives are available.

HOW TO BUILD A MODEL NUMBER

Ⓐ Select basic model.

Ⓑ Select edge style.

54B	- 1-1/4" Vinyl bullnose
74P	- 74P edge
PL	- Postformed edge
KN	- Knife edge

Knife edge (KN) and Postformed edge (PL) on user side only

Ⓒ Select modesty panel.

NMP	- No modesty panel
PMP	- Polyester felt modesty panel; add $186

Ⓓ Select base option.

G	- Glides
R	- Rolling base (1 foot w/rollers, 1 foot w/glides); add $55

Ⓔ Select edge color.
Refer to the **Product Color Options** page in this price list.
Edge color offerings are based on edge style selections.

Ⓕ Select surface finish.
Refer to the **Product Color Options** page in this price list.
Surface finish offerings are based on edge style selections.

Ⓖ Select foot finish.
Refer to the **Product Color Options** page in this price list.

Ⓗ Select frame/inner column finish.
Refer to the **Product Color Options** page in this price list.

Ⓘ Select modesty panel color (only if polyester felt panel is chosen).
Refer to the **Product Color Options** page in this price list.

SPECIAL SERVICES

Special Carton Marking

With specially marked information N/C

Shipping

Ships **knocked down, FOB Bonduel, WI 54107, freight prepaid.** Freight class 125.

Specifications and prices are subject to change without prior notice.

WorkUp® Tables
Counter Balance Adjustable Height

KI

WorkUp® Tables
Counter Balance Adjustable Height

	A x B x C	MODEL NUMBER: Basic Model	Edge Style	Modesty Panel	Base	Edge Color	Surface Finish	Foot Finish	Frame/ Inner Column Finish	Polyester Modesty Panel Color	Approx. Packaged Weight	1-1/4" Vinyl Bullnose (54B)	74P Edge (74P)	Postformed Edge (PL)	Knife Edge (KN)
	35-1/2 x 46-1/2"	WU3648CB	□□□	□□□	□	□□□	□□□	□□	□□□	□□□□	119.0#	$ 2767	$ 2893	$ 2902	$ 3014
WUCB	35-1/2 x 52-1/2"	WU3654CB	□□□	□□□	□	□□□	□□□	□□	□□□	□□□□	126.0#	2826	2973	2948	3212
Rectangular Tables - 36"D	35-1/2 x 58-1/2"	WU3660CB	□□□	□□□	□	□□□	□□□	□□	□□□	□□□□	134.0#	2843	2992	2965	3142
	35-1/2 x 64-1/2"	WU3666CB	□□□	□□□	□	□□□	□□□	□□	□□□	□□□□	141.0#	2922	3042	3088	3541
• Designed to support 15 to 45 lbs of equipment (non-standard weight ranges available through Product Modification Request)	35-1/2 x 70-1/2"	WU3672CB	□□□	□□□	□	□□□	□□□	□□	□□□	□□□□	149.0#	2935	3055	3103	3558
• 28-47" adjustable heights															
• Foot Finish is for foot weldments only															
• Frame/inner column finish is for under structure and inner/outer leg columns															
	23-1/2 x 34-1/2 x 37-5/8"	WUC2436CB	□□□	□□□	□	□□□	□□□	□□	□□□	□□□□	103.0#	$ 2859	$ 2999	N/A	$ 3149
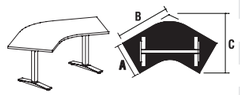	29-1/2 x 46-1/2 x 48-7/8"	WUC3048CB	□□□	□□□	□	□□□	□□□	□□	□□□	□□□□	139.0#	3063	3207	N/A	3444
WUCB															
Rectangular 120° Corner Tables															
• Designed to support 15 to 45 lbs of equipment (non-standard weight ranges available through Product Modification Request)															
• 28-47" adjustable heights															
• 120° angle															
• Foot Finish is for foot weldments only															
• Frame/inner column finish is for under structure and inner/outer leg columns															
• WUC2436CB includes one 42" modesty panel when specified															
• WUC3048CB includes one 54" modesty panel when specified															
		Ⓐ	Ⓑ	Ⓒ	Ⓓ	Ⓔ	Ⓕ	Ⓖ	Ⓗ	Ⓘ					

HOW TO ORDER

Indicate the following information on order form:
1. Quantity of each item.
2. Model number, including options. See "How To Build a Model Number".
3. Any special service required.

Note: • The □ indicates that a choice is required.
- The absence of the □ indicates that no choice is required.
- Alpha-numeric characters in place of □ indicate that no other alternatives are available.

HOW TO BUILD A MODEL NUMBER

Ⓐ Select basic model.

Ⓑ Select edge style.

54B	- 1-1/4" Vinyl bullnose
74P	- 74P edge
PL	- Postformed edge
KN	- Knife edge

Knife edge (KN) and Postformed edge (PL) on user side only

Ⓒ Select modesty panel.

NMP	- No modesty panel
PMP	- Polyester felt modesty panel; add $186

Ⓓ Select base option.

G	- Glides
R	- Rolling base (1 foot w/rollers, 1 foot w/glides); add $55

Ⓔ Select edge color.
Refer to the **Product Color Options** page in this price list.
Edge color offerings are based on edge style selections.

Ⓕ Select surface finish.
Refer to the **Product Color Options** page in this price list.
Surface finish offerings are based on edge style selections.

Ⓖ Select foot finish.
Refer to the **Product Color Options** page in this price list.

Ⓗ Select frame/inner column finish.
Refer to the **Product Color Options** page in this price list.

Ⓘ Select modesty panel color (only if polyester felt panel is chosen).
Refer to the **Product Color Options** page in this price list.

SPECIAL SERVICES

Special Carton Marking

With specially marked information N/C

Shipping

Ships **knocked down, FOB Bonduel, WI 54107, freight prepaid.** Freight class 125.

Specifications and prices are subject to change without prior notice.

WorkUp® Tables
Accessories

	MODEL	MODEL NUMBER Basic Model	Approx. Packaged Weight	Delivered Pricing
 HRDPT	**Undermount R8 Module** • Silver in color • Includes 8-15A, 120 VAC receptacles, 2 outer most rotated 90 degrees to accommodate large plugs • 144" power cord • Under table mount attaches with 4 screws (included) • Module hangs down from surface 1" to allow easier access to plug in/unplug • Inlcudes 4 wire management clips • ETL listed for US and Canada • Dimensions are 16.3" x 2.3" x 2.8"	14.1450.SLVR	3.0#	$ 302
 HRDPT	**Vertical Cable Manager** • Silver in color • Multi-directional manager holds wires in static and adjustable tables • Weighted base keeps manager in positon • Includes magnetic link to easily attach to table leg • Attaches to underside of table with or without wire management trough • Includes 63 links, 1-3 link magnetic piece, 1 top connector, 2 screws, 1 base plate	47.2320.SLVR	1.0#	$ 112
		Ⓐ		

HOW TO ORDER

Indicate the following information on order form:
1. Quantity of each item.
2. Model number, including options. See "How To Build a Model Number".
3. Any special service required.

Note: • The ☐ indicates that a choice is required.
- The absence of the ☐ indicates that no choice is required.
- Alpha-numeric characters in place of ☐ indicate that no other alternatives are available.

HOW TO BUILD A MODEL NUMBER

Ⓐ Select basic model.

SPECIAL SERVICES

Special Carton Marking

With specially marked information N/C

Shipping

Ships **knocked down, FOB Bonduel, WI 54107, freight prepaid.** Freight class 125.

Specifications and prices are subject to change without prior notice.

WorkUp® Tables
Accessories

	MODEL	L	MODEL NUMBER Basic Model	MODEL NUMBER Paint Color	Approx. Packaged Weight	Delivered Pricing
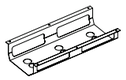 HRDPT	**Wire Trough** • Keeps wires enclosed and tidy • Open design makes it easy to feed cables through trough • Steel construction • Intended for installation into pre-drilled pilot holes • Mounting hardware included • 9.5" wide x 4.2" high x 24" long • One kit for 48" rectangle and 24x36 corner table	24"	WU.TROUGH.48	□□	5.0#	$ 77
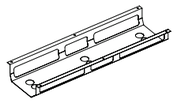 HRDPT	**Wire Trough** • Keeps wires enclosed and tidy • Open design makes it easy to feed cables through trough • Steel construction • Intended for installation into pre-drilled pilot holes • Mounting hardware included • 9.5" wide x 4.2" high x 36" long • One kit for 54" and 60" rectangle and 30x48 corner tables	36"	WU.TROUGH.60	□□	7.0#	$ 93
HRDPT	**Wire Trough** • Keeps wires enclosed and tidy • Open design makes it easy to feed cables through trough • Steel construction • Intended for installation into pre-drilled pilot holes • Mounting hardware included • 9.5" wide x 4.2" high x 48" long • One kit for 66" and 72" rectangle tables	48"	WU.TROUGH.72	□□	10.0#	$ 109
			Ⓐ	Ⓑ		

HOW TO ORDER

Indicate the following information on order form:
1. Quantity of each item.
2. Model number, including options. See "How To Build a Model Number".
3. Any special service required.

Note: • The □ indicates that a choice is required.
- The absence of the □ indicates that no choice is required.
- Alpha-numeric characters in place of □ indicate that no other alternatives are available.

HOW TO BUILD A MODEL NUMBER

Ⓐ Select basic model.

Ⓑ Select paint color.
Refer to the **Product Color Options** page in this price list.

SPECIAL SERVICES

Special Carton Marking

With specially marked information	N/C

Shipping

Ships **knocked down, FOB Bonduel, WI 54107, freight prepaid.** Freight class 125.

Specifications and prices are subject to change without prior notice.

1330 Bellevue Street
P.O. Box 8100
Green Bay, WI 54308-8100
800.424.2432
ki.com

KI and Furnishing Knowledge are registered
trademarks of Krueger International, Inc.

© 2020 Krueger International, Inc.
All Rights Reserved.
Code KI-PLW-000222/KI/PDF

Furnishing Knowledge®

WORKZONE®
DESKING

PRICE LIST

January 3, 2011

Updated October 3, 2022

800.424.2432

Contents

Refer to KI Terms & Conditions document or visit ki.com.

Contents

Refer to KI Terms & Conditions document or visit ki.com.

WorkZone®
Product Color Options 3

WorkZone® General Information
Basic Worksurfaces 4
WorkZone® with power 5
WorkZone® Shared Leg 6

WorkZone® Worksurfaces
Basic Workstation Typical 7
Basic 8
Mobile 16
Transitional 17
Accessories and Worksurface Connectors 23

WorkZone® Components
General information 24
Universal Overhead Storage 25
LED Task Lights 30
Balance® Overhead Storage 32
Privacy Screens/Tackboards 35

WorkZone® Accessories
General information 36
Accessories 38
Paper Management 39
Center Drawer 41

WorkZone® with Power 42
Electrical 44

Activ8® System 46

WorkZone® Shared Leg 47

WorkZone®
Product Color Options

Surface Finish, Overhead Door--Laminate

Belair	LBQ
Biltmore Cherry	LBT
Black	LBK
Brighton Walnut	LBW
Canyon Zephyr	LCA
Castle Oak	LCO
Casual Linen	LCU
Cherry Storm	LCX
Classic Linen	LCI
Cloud Zephyr	LCL
Cocobala	LCC
Crisp Linen	LRI
Desert Zephyr	LDZ
Dove Grey	LDG
Fired Steel	LIL
Flax Linen	LXF
Florence Walnut	LFC
Forged Steel	LOL
Friston Ash	LFH
Frosty White	LFW
Graphite Nebula	LGN
Grey	LGE
High Rise	LHE
Hollyberry	LHY
Irish Linen	LIH
Island	LID
Italian Silver Ash	LIT
Kensington Maple	LKM
Lapis Blue	LLB
Markerboard White	LMK
Misted Zephyr	LMR
Monticello Maple	LMT
Nickel Evolv	LNV
North Sea	LNA
Ocean	LON
Pearl Bisque	LPB
Pearl Silver	LPS
Pressed Linen	LPR
River Cherry	LRY
Rugged Linen	LRG
Satin Stainless	LSS
Shadow Zephyr	LSR
Silicon evolv	LSV
Sterling Ash	LAZ
Tailored Linen	LTL
Titanium evolv	LTV
White Nebula	LWL
White Sand	LWN
Windsor Mahogany	LWY

Edge Color for 74P Edge - Desks and Bridges

Belair	EBQ
Biltmore Cherry	EBT
Black	EBL
Blue Grey	EGR
Brighton Walnut	EBW
Castle Oak	ECO
Cayenne	ECY
Cherry Storm	ECX
Cocobala	ECC
Cool Grey	ECG
Earthen Clay	EEY
Everglade Shade	EEV
Flannel	EFN
Florence Walnut	EFC
Friston Ash	EFH
Frosty White	EFW
Hazy Jade	EHJ
Honey Bee	EHY
Italian Silver Ash	EIT
Kensington Maple	EKM
Light Tone	ELG
Mardi Gras	EMG
Misty Brown	EMY
Monticello Maple	EMT
Multiplex	EMB
Nemo	ENE
Nordic	END
Poppy Red	EPR
Purple Haze	EPH
River Cherry	ERY
Rubber Ducky	ERK
Sand	ESA
Sky Blue	ESK
Sterling Ash	EAZ
Surf's Up	ESP
Twilight Shadow	ETI
Ultra Blue	EUB
Warm Grey	EWG
Windsor Mahogany	EWY
Zesty Lime	EZL

Edge Color for BN Edge

Black	EBL
Blue Grey	EGR
Cayenne	ECY
Cool Grey	ECG
Earthen Clay	EEY
Everglade Shade	EEV
Flannel	EFN
Frosty White	EFW
Hazy Jade	EHJ
Honey Bee	EHY
Light Tone	ELG
Mardi Gras	EMG
Misty Brown	EMY
Nemo	ENE
Nordic	END
Poppy Red	EPR
Purple Haze	EPH
Rubber Ducky	ERK
Sand	ESA
Sky Blue	ESK
Surf's Up	ESP
Twilight Shadow	ETI
Ultra Blue	EUB
Warm Grey	EWG
Zesty Lime	EZL

Grommet Color

Black grommet	GBL
Blue Grey grommet	GGR
Cool Grey grommet	GCG
Light Tone grommet	GLG
Misty Brown grommet	GMY
Sand grommet	GSA
Warm Grey grommet	GWG

Insert Color

Black insert	IBL
Blue Grey insert	IGR
Cool Grey insert	ICG
Light Tone insert	ILG
Misty Brown insert	IMY
Sand insert	ISA
Warm Grey insert	IWG

Desk Components and Universal Overhead Paint Color

Black	BL
Blue Grey	GR
Champagne Metallic	CM
Cool Grey	CG
Espresso Metallic	EX
Light Tone	LG
Misty Brown	MY
Sand	SA
Starlight Silver Metallic	SX
Warm Grey	WG

Universal Overhead Shelf Paint Color

Black	BL
Blue Grey	GR
Cool Grey	CG
Light Tone	LG
Misty Brown	MY
Sand	SA
Warm Grey	WG

Balance Overhead Paint Color

Black	BL
Blue Grey	GR
Bronze Metallic	ZM
Cayenne	CY
Champagne Metallic	CM
Cool Grey	CG
Cottonwood	CO
Earthen Clay	EY
Espresso Metallic	EX
Everglade Shadow	EV
Flannel	FN
Glitz Metallic	GZ
Hazy Jade	HJ
Honey Bee	HY
Light Tone	LG
Mardi Gras	MG
Misty Brown	MY
Nemo	NE
Nordic	ND
Purple Haze	PH
Rubber Ducky	RK
Sand	SA
Starlight Silver Metallic	SX
Surf's Up	SP
Twilight Shadow	TI
Ultra Blue	UB
Warm Grey	WG
Zesty Lime	ZL

Balance Overhead Upper Door Solid Color

Black	UBL
Blue Grey	UGR
Cool Grey	UCG
Light Tone	ULG
Misty Brown	UMY
Sand	USA
Translucent	UTR
Warm Grey	UWG

Balance Overhead Laminate Edge Color

Black laminate door edge	EBL
Blue Grey laminate door edge	EGR
Cool Grey laminate door edge	ECG
Light Tone laminate door edge	ELG
Misty Brown laminate door edge	EMY
Sand laminate door edge	ESA
Warm Grey laminate door edge	EWG

Privacy Screen Trim Paint Color

Black	BL
Blue Grey	GR
Champagne Metallic	CM
Cool Grey	CG
Espresso Metallic	EX
Light Tone	LG
Misty Brown	MY
Sand	SA
Starlight Silver Metallic	SX
Warm Grey	WG

Tool Rails Trim Color

Black	BL
Blue Grey	GR
Cool Grey	CG
Light Tone	LG
Misty Brown	MY
Sand	SA
Starlight Silver	SX
Warm Grey	WG

Paper Management Trim Color

Black	BL
Blue Grey	GR
Clear	CL
Cool Grey	CG
Light Tone	LG
Misty Brown	MY
Sand	SA
Warm Grey	WG

Center Drawer, Floor Infeed Trim Color

Black	BL
Blue Grey	GR
Cool Grey	CG
Light Tone	LG
Misty Brown	MY
Sand	SA
Warm Grey	WG

Module Color

Black module	MBL
Blue Grey module	MGR
Light Tone module	MLG
Sand module	MSA
Warm Grey module	MWG
Cool Grey module	MCG
Misty Brown module	MMY

Data door and table-to-table wireway connector is always black.

Lock Color

Black	BLL
Satin Chrome	SCL

WorkZone® General Information
Basic Worksurfaces



Basic Worksurfaces (WBW)



Adjustable Keyboard Pad Worksurfaces (WAK)



Transitional Worksurfaces (WCT)

Features			
Solid core top	•	•	•
Plastic laminate surface	•	•	•
Flat vinyl T-edge	•	•	•
Postformed edge	•		•
74P edge	•	•	•
Elliptical postformed edge	•		•
Powder-coated legs	•	•	•
Seam-welded tubular steel frame	•	•	•
Chrome plated glides	•	•	•

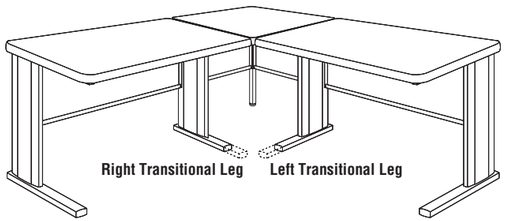

Right Transitional Leg Left Transitional Leg

Transitional Leg
Transitional leg bases are 6 inches shorter than standard leg bases for greater leg room and chair clearance when two surfaces are joined. When seated at the worksurface, "right" or "left" refers to the individual worksurface, not the assembled workstation. Cannot be ordered for an individual, free-standing worksurface.

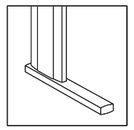

Streamline Leg

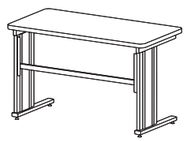

Beam Frame

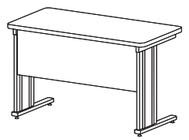

Modesty Panel Frame

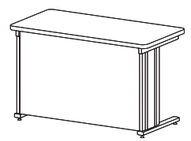

Full Modesty Panel Frame

SPECIFICATIONS

Worksurface Frames
Heavy-gauge seam-welded tubular steel. Horizontal tabletop support tube, 16-ga., 1"x 1" steel. Floor support member, 16-ga., 1-1/8'x 1-3/4' belly rectangular steel tube. Top and floor support tubes are welded with 2 steel tube vertical leg members. The rear vertical support is 16-ga., 1"X2" steel tube. The front vertical support is 16-ga., 1"X2-1/8" bullet oval steel tube. Leg inserts enclose the space between the (2) vertical leg members and provide concealed management of wire from floor to worksurface. Leg inserts are extruded Polypropylene with sprayed clear acrylic scuff-resistant coating. Adjustable chrome-plated glides. Powder-coat finish on legs. There are three frame style options. The receptacle clearance beam option (WB) is a 16-ga., 1/2"x 1-1/2" steel tube cross brace, welded to two 14-ga., L-brackets for support. The modesty panel (WM) is 19-ga. steel. It is located 1-1/2" from the rear of the worksurface. The modesty panel is 15.31" on the 29" tables and 13.31" on 27" tables. The full height modesty panel (WF) is 19-ga. steel It is located 1-1/2" from the rear of the worksurface. The full modesty panel spans the space between the underside of the worksurface and the floor. It is only available on 29" height desks.

Worksurface Top
1-1/4" thick top, .030" high-pressure laminate top surface with .028" phenolic backing sheet. Available with flat-vinyl T-edge, 74P edge or 180° postformed and elliptical postformed front edge with .030" high pressure laminate and .028 phenolic backing sheet. Side and rear edges of postformed tops are finished with either .024" Polypropylene or .030" high-pressure laminate.

Surface Splice Plates
Die-formed steel splice plates attach to underside of units with screws. Two splice plates are provided with all surfaces. Standard connector plate provided when surfaces are of common height. Worksurface height change connector provided for connecting 29" to 27" high surfaces. Specify worksurface height change connector for connecting non-transitional worksurfaces of two different heights except when using T6 option..

Adjustable Keyboard Pad Worksurface
Die-formed L-brackets attach to table and keyboard pad with screws. Threaded hand knobs lock keyboard pad in position. Available with flat vinyl T-edge and 74P edge.

Weight Capacity
All WorkZone tables meet or exceed BIFMA 5.5 Standards. Please contact KI Customer Service for additional information.

Horizontal Wire Management Trough
Horizontal wire management trough (WW) connects below the worksurface top and is constructed of rigid Polypropylene with 1" deep by 1-1/2" high openings for cables.

Guest Modesty Panel
The Guest Modesty Panel for P Shaped, Piano, and Square Shoe, peninsula worksurfaces is constructed of 19-ga. steel. It is located 4.5" from the guest side of the peninsula worksurface and is attached using 6, #10-1" screws. It is 9" high and comes in lengths to fit 60" through 84" peninsula tops. Not for use with peninsula end and side mount worksurfaces.

Fabric
Fabric will be applied as swatched by the fabric manufacturer. Fabric that is required to be applied differently than is swatched will need a Product Modification Request written specifying the direction the fabric is to be applied.

INFORMATION

Warranty
Refer to KI Terms & Conditions document or visit ki.com

WorkZone® General Information
WorkZone® with power

SPECIFICATIONS

PowerUp® Power/Data Module
The power/data module is inserted into a rectangular hole in the worksurface. The module has a flip-up cover and is 6-1/4" long x 3" wide x 2-1/2" high. It has one duplex receptacle (110 volts), dual data access and a power cord with a 3-prong plug. The cord is 108" long when used without 10-wire (NP) system and 22" long when used with 10-wire (T6) tables. Connections for phones, modems, printers and networks can be incorporated into the system, but must be ordered separately by the customer through a third party source. Communications wiring is completed in the field by the customer. Each unit ships with a data plate tree which provides holders for common jacks produced by AT&T, Panduit, and others. Contact KI Customer Service for more information. The single module is located at the rear right, rear left or center position of the worksurface widths 30" through 54". Two modules are available on 60", 66" and 72" wide rectangular surfaces and are located at the rear left and rear right position of the worksurface.

Data Door
The data door (WT) is constructed of rigid Polypropylene .06 wall thickness with a radius of 2-1/2". The door is 8" deep and 4-1/2" high. It attaches to the underside of the table top. The hanging bracket uses the same hole as the modesty panel and can also be used with WB option. Power and data cables are separated from each other by a 24-gauge steel divider that is 2" high by 2-3/4" deep. There is also space allowed for cord management. Available in black only.

Table-To-Table Wireway
The table-to-table wireway trough is a 16-gauge steel trough that attaches to the underside of the adjoining worksurface. The wireway is 3-3/4" deep by 4-1/4" wide. The wireway routes the 10-wire table-to-table connector and data wires between tables. The wire management trough also includes a splice plate that attaches the front of the adjoining tops together to prevent separation.

10-Wire 6-Circuit Pre-Wired Harness
Single sided, rigid 10-wire harness that holds two duplex receptacles (60", 66" and 72" wide tables provide access for up to four duplex receptacles). Harness contains 6 hot wire, 2 neutral wires an 2 ground wires and is commonly referred to as (6-2-2). The harness has mounting brackets to attach to the underside of the worksurface top with screws. The harness is 2-1/2" wide and the length of the harness varies with the size of the top. Power is obtained by use of the 10-wire Power Infeed Kit. Duplex receptacles are located under the worksurface are specified separately.

10-Wire Table-To-Table Connector
10-wire table-to-table connector consists of flexible mesh conduit which provides power connections from adjoining tables. The jumper is 17-3/4" long and is routed through the table-to-table wireway.

10-Wire Power Infeed Kit
The 10-wire infeed kit provides power from fixed, floor, or wall sources to the 10-wire harness. It includes six feet of plastic covered flexible conduit, and 3/4" waterproof 90° connector. Also included are two steel covers which replace the existing plastic vertical wireway.

UL Listed
The WorkZone® with PowerUp® System is listed to applicable UL standards and requirements by Underwriters Laboratories, Inc.

Two of the standards used to evaluate WorkZone® are UL/286 Office Furnishings and UL/723 Standard for Test for Surface Burning Characteristics of Building Materials.

The standard used to evaluate PowerUp® is UL 1363 Relocatable Power Taps.

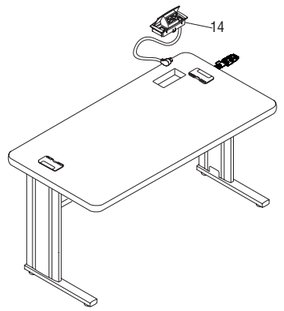

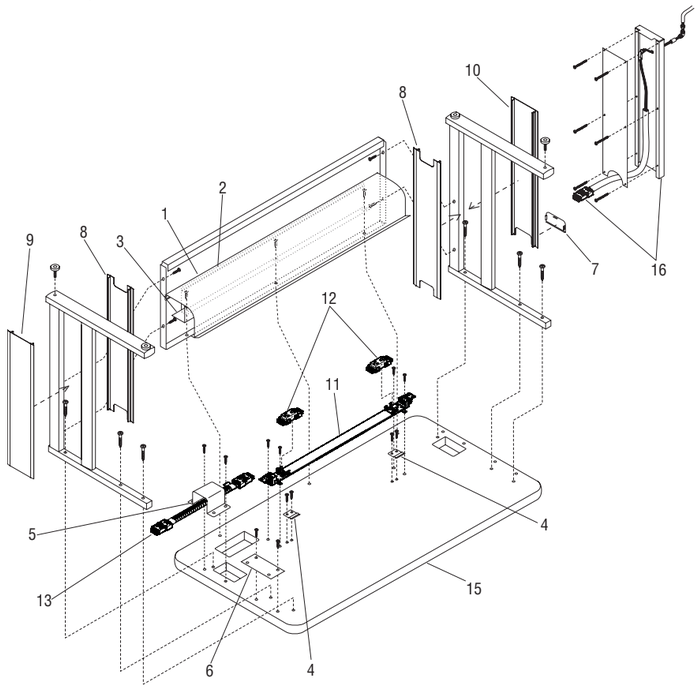

PowerUp Parts Listing

Legend
NT - No Trough
WT - With Trough
NP - No Power
T6 - 10 Wire

Item No.	Item Description	NT	WT	NP	T6
1	Data Door 30”		•		
	Data Door 36”		•		
	Data Door 42”		•		
	Data Door 48”		•		
	Data Door 54”		•		
	Data Door 60”		•		
	Data Door 66”		•		
	Data Door 72”		•		
2	Door Mounting Bracket 30”		•		
	Door Mounting Bracket 36”		•		
	Door Mounting Bracket 42”		•		
	Door Mounting Bracket 48”		•		
	Door Mounting Bracket 54”		•		
	Door Mounting Bracket 60”		•		
	Door Mounting Bracket 66”		•		
	Door Mounting Bracekt 72”		•		
3	Steel Power/Data Divider 30”		•		
	Steel Power/Data Divider 36”		•		
	Steel Power/Data Divider 42”		•		
	Steel Power/Data Divider 48”		•		
	Steel Power/Data Divider 54”		•		
	Steel Power/Data Divider 60”		•		
	Steel Power/Data Divider 66”		•		
	Steel Power/Data Divider 72”		•		
4	Clips for Door		•		
5	Table-To-Table Wireway		•		•
6	Splice Plate	•	•	•	•
7	Cap fo Vertical Wireway		•		•
8	Vertical Wireway - Inner	•	•	•	•
9	Vertical Wireway - Outer, End-Of-Run	•			
10	Vertical Wireway - Outer		•		•
11	10-Wire Harness 30”				•
	10-Wire Harness 36”				•
	10-Wire Harness 42”				•
	10-Wire Harness 48”				•
	10-Wire Harness 54”				•
	10-Wire Harness 60”				•
	10-Wire Harness 66”				•
	10-Wire Harness 72”				•
12	Duplex Receptacles (optional - must be ordered separately)				
13	10-Wire Table-To-Table Connector (optional - must be ordered separately)				
14	Power Data Module				
15	WorkZone Top only with cut-outs				
16	Steel Infeed 27” Cover Plate Assembly				
	Steel Infeed 29” Cover Plate Assembly				
	Steel Infeed 42” Cover Plate Assembly (optional - must be ordered separately)				

WorkZone® General Information
WorkZone® Shared Leg

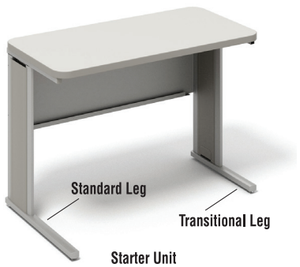

Starter Unit



Adder Unit



Finisher Unit

Starter Unit - Each shared leg workplace requires a starter unite to be placed at one end of the table string. The starter unit is comprised of a worksurface, modesty panel, standard leg and transitional leg. Only one starter unit is required in a single table string.

All three units are joined together by the transitional legs, which are centered between the two worksurfaces and attach accordingly.

Adder Unit - When three or more tables make up a table string, an adder unit is used to make up the middle portion of the table string. The adder unit is comprised of a worksurface, modesty panel and transitional leg.

Finisher Unit - The final table specified in a table string is the finisher unit. This unit is comprised of a worksurface, modesty panel and a standard leg.

WorkZone® Worksurfaces

Basic Workstation Typical

WorkZone® Worksurfaces

Basic Workstation Typical



WKBS

Basic Desk

- 29" high Basic Worksurface
- 24" 700 Series® Hanging Pedestal, box/file
- Available in only Flat Vinyl T-Edge
- Packing option pertains to pedestal only

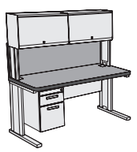

WKBS

Basic Desk with Overhead

- 29" high Basic Worksurface
- 24" 700® Series Hanging Pedestal, box/file
- Painted steel overhead cabinet
- Task light
- Privacy screen (two screens included in 60" and 72" wide surfaces)
- Available in only Flat Vinyl T-Edge
- 48" and 60" stations include one 36" light
- 72" station includes 2-24" lights
- Packing option pertains to pedestal only

	MODEL NUMBER																			
	Basic Model	WWay	Paint Color	Insert Color	Laminate Color	Edge Color	Fabric Color	Worksurface Grommet	Pack	Grommet Color	Lock Option	Lock Color	Approx. Packaged Weight	Delivered Pricing	Delivered Pricing Fabric Grade 1 & C.O.M.	Delivered Pricing Fabric Grade 2	Delivered Pricing Fabric Grade 3 & Pallas Vertical Fabric Grade PV	Delivered Pricing Pallas Vertical Fabric Grade PV1	Delivered Pricing Pallas Vertical Fabric Grade PV2	Wireway add to list price
	WKBS30481	□□	□□	□□□	□□□	□□□		□□□	□□	□□□			170.0#	$ 1838						$ 68
	WKBS30601	□□	□□	□□□	□□□	□□□		□□□	□□	□□□			185.0#	1908						87
	WKBS30721	□□	□□	□□□	□□□	□□□		□□□	□□	□□□			200.0#	1970						93
	WKBS30482	□□	□□	□□□	□□□	□□□	□□□□	□□□	□□	□□□	□□□	□□□	290.0#	N/A	$ 3996	$ 4018	$ 4029	$ 4064	$ 4098	$ 68
	WKBS30602	□□	□□	□□□	□□□	□□□	□□□□	□□□	□□	□□□	□□□	□□□	340.0#	N/A	5180	5213	5229	5280	5329	87
	WKBS30722	□□	□□	□□□	□□□	□□□	□□□□	□□□	□□	□□□	□□□	□□□	365.0#	N/A	5381	5409	5431	5482	5537	93
		A	B	C	D	E	F	G	H	I	J	K	L							

HOW TO ORDER

Indicate the following information on order form:
1. Quantity of each item.
2. Model number, including options. See "How To Build a Model Number".
3. Any special service required.

Note:
- The □ indicates that a choice is required.
- The absence of the □ indicates that no choice is required.
- Alpha-numeric characters in place of □ indicate that no other alternatives are available.

HOW TO BUILD A MODEL NUMBER

A Select basic model.

B Select horizontal wireway.
Add upcharge to unit price for WW option.
- **NW** - No horizontal wireway
- **WW** - Wireway

C Select paint color.
Refer to the **Product Color Options** page in this price list.
Paint color includes pedestal.

D Select insert color.
Refer to the **Product Color Options** page in this price list.
Insert color also includes horizontal wireway (WW) if selected.

E Select laminate surface.
Refer to the **Product Color Options** page in this price list.

F Select edge color.
Refer to the **Product Color Options** page in this price list.
Edge color offerings are based on edge style selections.

G Select fabric for privacy screen.
Refer to **ki.com/fabrics**

H Select grommet option.
Grommets are required for overhead cabinet.
- **OGN** - No worksurface grommet
- **OGY** - Yes worksurface grommet

Grommets can be used for wire pass-through.

I Select pack option.
- **BP** - Blanket pack
- **CP** - Commercial pack

J Select grommet color.
Refer to the **Product Color Options** page in this price list.

K Select lock option.
- **KA** - Key alike
- **KS** - Key standard
- **NLC** - No lock core

The lock option is for the overhead. The pedestal is keyed as standard.

L Select lock color.
Refer to the **Product Color Options** page in this price list.

FINISH INFORMATION

Additional Laminate Offering

Additional laminates beyond KI standard offering, are available with two weeks extended leadtime. To specify additional laminates, use these designators followed by the supplier's color/pattern code:

Formica - LF/supplier's color pattern code
Nevamar - LN/supplier's color pattern code
Wilsonart - LW/supplier's color pattern code

KI's standard laminate finish is the supplier's recommended finish for that color/pattern.
Note: Nonstandard laminates from these suppliers (example: textured laminates) require a Product Modification Request.
Contact customer service for details.

SPECIAL SERVICES

Special Carton Marking

With specially marked information N/C

Shipping

Ships **knocked down, FOB Manitowoc, WI 54220, freight prepaid.** Freight class 70.

Specifications and prices are subject to change without prior notice.

WorkZone® Worksurfaces
Basic

KI

WorkZone® Worksurfaces
Basic

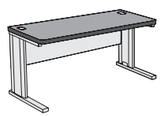

WBW

Basic Worksurface

- 66" and 72" wide overhead are not available on WorkZone® frames with beams

	MODEL NUMBER																
	D x W	Basic Model	Edge Style	Hgt.	WWay	Frame Style	Trans. Legs	Worksurface Grommet	Paint Color	Insert Color	Lam. Color	Edge Color	Grommet Color	Approx. Packaged Weight	Flat Vinyl T-Edge (BN)	74P Edge (74P)	Elliptical Postformed Edge (EP)	Postformed Edge (PF)	Wireway add to list price	Full Modesty Panel add to list price
	24 x 30"	WBW2430	□□□	□	□□	□□	□□	□□□	□□	□□□	□□□	□□□	□□□	69.0#	$ 865	$ 908	$ 955	$ 999	$ 49	$ 65
	24 x 36"	WBW2436	□□□	□	□□	□□	□□	□□□	□□	□□□	□□□	□□□	□□□	76.0#	898	945	989	1035	52	78
	24 x 42"	WBW2442	□□□	□	□□	□□	□□	□□□	□□	□□□	□□□	□□□	□□□	83.0#	937	983	1031	1081	61	92
	24 x 48"	WBW2448	□□□	□	□□	□□	□□	□□□	□□	□□□	□□□	□□□	□□□	89.0#	966	1019	1063	1119	68	105
	24 x 54"	WBW2454	□□□	□	□□	□□	□□	□□□	□□	□□□	□□□	□□□	□□□	96.0#	997	1050	1099	1158	78	112
	24 x 60"	WBW2460	□□□	□	□□	□□	□□	□□□	□□	□□□	□□□	□□□	□□□	102.0#	1033	1089	1139	1199	87	129
	24 x 66"	WBW2466	□□□	□	□□	□□	□□	□□□	□□	□□□	□□□	□□□	□□□	110.0#	1067	1120	1173	1231	87	167
	24 x 72"	WBW2472	□□□	□	□□	□□	□□	□□□	□□	□□□	□□□	□□□	□□□	116.0#	1098	1157	1209	1267	93	179
	30 x 30"	WBW3030	□□□	□	□□	□□	□□	□□□	□□	□□□	□□□	□□□	□□□	76.0#	882	922	968	1020	49	65
	30 x 36"	WBW3036	□□□	□	□□	□□	□□	□□□	□□	□□□	□□□	□□□	□□□	83.0#	919	989	1016	1062	52	78
	30 x 42"	WBW3042	□□□	□	□□	□□	□□	□□□	□□	□□□	□□□	□□□	□□□	92.0#	955	999	1045	1097	61	92
	30 x 48"	WBW3048	□□□	□	□□	□□	□□	□□□	□□	□□□	□□□	□□□	□□□	100.0#	983	1031	1081	1134	68	105
	30 x 54"	WBW3054	□□□	□	□□	□□	□□	□□□	□□	□□□	□□□	□□□	□□□	106.0#	1019	1067	1120	1175	78	112
	30 x 60"	WBW3060	□□□	□	□□	□□	□□	□□□	□□	□□□	□□□	□□□	□□□	113.0#	1052	1106	1158	1214	87	129
	30 x 66"	WBW3066	□□□	□	□□	□□	□□	□□□	□□	□□□	□□□	□□□	□□□	120.0#	1089	1139	1191	1254	87	167
	30 x 72"	WBW3072	□□□	□	□□	□□	□□	□□□	□□	□□□	□□□	□□□	□□□	126.0#	1117	1173	1227	1293	93	179
			Ⓐ	Ⓑ	Ⓒ	Ⓓ	Ⓔ	Ⓕ	Ⓖ	Ⓗ	Ⓘ	Ⓙ	Ⓚ	Ⓛ							

HOW TO ORDER

Indicate the following information on order form:
1. Quantity of each item.
2. Model number, including options. See "How To Build a Model Number".
3. Any special service required.

Note: • The □ indicates that a choice is required.
- The absence of the □ indicates that no choice is required.
- Alpha-numeric characters in place of □ indicate that no other alternatives are available.

HOW TO BUILD A MODEL NUMBER

Ⓐ Select basic model.

Ⓑ Select edge style.

BN	- Flat vinyl T-edge
74P	- 74P edge
EP	- Elliptical postformed edge
PF	- Postformed edge

Ⓒ Select height.

7	- 27" high
9	- 29" High

Ⓓ Select horizontal wireway.
Add upcharge to unit price for WW option.

NW	- No horizontal wireway
WW	- Wireway

Ⓔ Select frame style.
Add upcharge to unit price for WF option.

WB	- w/Beam
WM	- w/Modesty panel
WF	- w/Full modesty panel

See pricing column for full modesty panel upcharge.
w/ Full modesty panel (available on 29" high only)

Ⓕ Select location and type of leg.

TS	- Standard legs
TL	- Transition leg (left)
TR	- Transition leg (right)
TB	- Transition leg (both)

Note: If ordering Basic Worksurface as a freestanding unit, or if only one side connects to a transitional worksurface, the "TB" option for both transitional legs is not available.

Ⓖ Select grommet option.
Grommets are required for overhead cabinet.

OGN	- No worksurface grommet
OGY	- Yes worksurface grommet

Grommets can be used for wire pass-through.

Ⓗ Select paint color.
Refer to the **Product Color Options** page in this price list.

Ⓘ Select insert color.
Refer to the **Product Color Options** page in this price list.
Insert color also includes horizontal wireway (WW) if selected.

Ⓙ Select laminate surface.
Refer to the **Product Color Options** page in this price list.

Ⓚ Select edge color.
Refer to the **Product Color Options** page in this price list.
Edge color offerings are based on edge style selections.

Ⓛ Select grommet color.
Refer to the **Product Color Options** page in this price list.

FINISH INFORMATION

Additional Laminate Offering
Additional laminates beyond KI standard offering, are available with two weeks extended leadtime.
To specify additional laminates, use these designators followed by the supplier's color/pattern code:

Formica - LF/supplier's color pattern code
Nevamar - LN/supplier's color pattern code
Wilsonart - LW/supplier's color pattern code

KI's standard laminate finish is the supplier's recommended finish for that color/pattern.
Note: Nonstandard laminates from these suppliers (example: textured laminates) require a Product Modification Request.
Contact customer service for details.

SPECIAL SERVICES

Special Carton Marking

With specially marked information	N/C

Shipping
Ships **knocked down, FOB Manitowoc, WI 54220, freight prepaid.** Freight class 70.

Specifications and prices are subject to change without prior notice.

WorkZone® Worksurfaces
Basic

KI

WorkZone® Worksurfaces
Basic

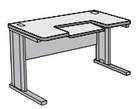

WAK

Adjustable Keyboard Pad Worksurface

- Adjustable keyboard pad right, centered (shown) or left 10" x 24"; 3" height adjustments: 1" forward extension adjustment: 15° maximum downward tilt
- When adding a pedestal, pad must be RH or LH and worksurface must be at least 60" long
- Keyboard is located 5-3/4" from edge of worksurface on left and right locations
- 66" and 72" wide overhead not available on WorkZone frames with beams

	MODEL NUMBER												
D x W	Basic Model	Edge Style	Key-pad Loc.	Hgt.	WWay	Frame Style	Trans. Legs	Work-surface Grom.	Paint Color	Insert Color	Lam. Color	Edge Color	Grom. Color
24 x 36"	WAK2436	□□□	C	□	□□	□□	□□	□□□	□□	□□□	□□□	□□□	□□□
24 x 42"	WAK2442	□□□	C	□	□□	□□	□□	□□□	□□	□□□	□□□	□□□	□□□
24 x 48"	WAK2448	□□□	□	□	□□	□□	□□	□□□	□□	□□□	□□□	□□□	□□□
24 x 54"	WAK2454	□□□	□	□	□□	□□	□□	□□□	□□	□□□	□□□	□□□	□□□
24 x 60"	WAK2460	□□□	□	□	□□	□□	□□	□□□	□□	□□□	□□□	□□□	□□□
24 x 66"	WAK2466	□□□	□	□	□□	□□	□□	□□□	□□	□□□	□□□	□□□	□□□
24 x 72"	WAK2472	□□□	□	□	□□	□□	□□	□□□	□□	□□□	□□□	□□□	□□□
30 x 36"	WAK3036	□□□	C	□	□□	□□	□□	□□□	□□	□□□	□□□	□□□	□□□
30 x 42"	WAK3042	□□□	C	□	□□	□□	□□	□□□	□□	□□□	□□□	□□□	□□□
30 x 48"	WAK3048	□□□	□	□	□□	□□	□□	□□□	□□	□□□	□□□	□□□	□□□
30 x 54"	WAK3054	□□□	□	□	□□	□□	□□	□□□	□□	□□□	□□□	□□□	□□□
30 x 60"	WAK3060	□□□	□	□	□□	□□	□□	□□□	□□	□□□	□□□	□□□	□□□
30 x 66"	WAK3066	□□□	□	□	□□	□□	□□	□□□	□□	□□□	□□□	□□□	□□□
30 x 72"	WAK3072	□□□	□	□	□□	□□	□□	□□□	□□	□□□	□□□	□□□	□□□
	Ⓐ	Ⓑ	Ⓒ	Ⓓ	Ⓔ	Ⓕ	Ⓖ	Ⓗ	Ⓘ	Ⓙ	Ⓚ	Ⓛ	Ⓜ

Approx. Packaged Weight	Flat Vinyl T-Edge (BN)	74P Edge (74P)	Wireway add to list price	Full Modesty Panel add to list price
77.0#	$ 1058	$ 1113	$ 52	$ 78
84.0#	1091	1143	61	92
90.0#	1126	1179	68	105
96.0#	1157	1212	78	112
103.0#	1189	1251	87	129
114.0#	1218	1278	87	167
126.0#	1251	1312	93	179
84.0#	1098	1157	52	78
93.0#	1138	1194	61	92
101.0#	1174	1231	68	105
110.0#	1204	1274	78	112
114.0#	1231	1296	87	129
122.0#	1264	1330	87	167
130.0#	1300	1362	93	179

HOW TO ORDER

Indicate the following information on order form:
1. Quantity of each item.
2. Model number, including options. See "How To Build a Model Number".
3. Any special service required.

Note: • The □ indicates that a choice is required.
• The absence of the □ indicates that no choice is required.
• Alpha-numeric characters in place of □ indicate that no other alternatives are available.

HOW TO BUILD A MODEL NUMBER

Ⓐ Select basic model.

Ⓑ Select edge style.

BN	- Flat vinyl T-edge
74P	- 74P edge

Ⓒ Select location of keypad.

C	- Center
R	- Right
L	- Left

Note: On 36" and 42" wide worksurfaces, "C" is the only option available.

Ⓓ Select height.

7	- 27" high
9	- 29" High

Ⓔ Select horizontal wireway.
Add upcharge to unit price for WW option.

NW	- No horizontal wireway
WW	- Wireway

Ⓕ Select frame style.
Add upcharge to unit price for WF option.

WB	- w/Beam
WM	- w/Modesty panel
WF	- w/Full modesty panel

See pricing column for full modesty panel upcharge.
w/ Full modesty panel (available on 29" high only)

Ⓖ Select location and type of leg.

TS	- Standard legs
TL	- Transition leg (left)
TR	- Transition leg (right)
TB	- Transition leg (both)

Note: If ordering Basic Worksurface as a freestanding unit, or if only one side connects to a transitional worksurface, the "TB" option for both transitional legs is not available.

Ⓗ Select grommet option.
Grommets are required for overhead cabinet.

OGN	- No worksurface grommet
OGY	- Yes worksurface grommet

Grommets can be used for wire pass-through.

Ⓘ Select paint color.
Refer to the **Product Color Options** page in this price list.

Ⓙ Select insert color.
Refer to the **Product Color Options** page in this price list.
Insert color also includes horizontal wireway (WW) if selected.

Ⓚ Select laminate surface.
Refer to the **Product Color Options** page in this price list.

Ⓛ Select edge color.
Refer to the **Product Color Options** page in this price list.
Edge color offerings are based on edge style selections.

Ⓜ Select grommet color.
Refer to the **Product Color Options** page in this price list.

FINISH INFORMATION

Additional Laminate Offering

Additional laminates beyond KI standard offering, are available with two weeks extended leadtime. To specify additional laminates, use these designators followed by the supplier's color/pattern code:

Formica - LF/supplier's color pattern code
Nevamar - LN/supplier's color pattern code
Wilsonart - LW/supplier's color pattern code

KI's standard laminate finish is the supplier's recommended finish for that color/pattern.
Note: Nonstandard laminates from these suppliers (example: textured laminates) require a Product Modification Request.
Contact customer service for details.

SPECIAL SERVICES

Special Carton Marking

With specially marked information	N/C

Shipping

Ships **knocked down, FOB Manitowoc, WI 54220, freight prepaid.** Freight class 70.

Specifications and prices are subject to change without prior notice.

WorkZone® Worksurfaces
Basic

KI

WorkZone® Worksurfaces
Basic

	D x W x D	MODEL NUMBER Basic Model	Edge Style	Height	WWay	Frame Style	Trans. Legs	Wrksrf. Grom.	Paint Color	Insert Color	Lam. Color	Edge Color	Grom. Color	Approx. Packaged Weight	Flat Vinyl T-Edge (BN)	74P Edge (74P)	Elliptical Postformed Edge (EP)	Postformed Edge (PF)	Wireway add to list price	Full Modesty Panel add to list price
	24 x 42 x 30”	WRC244230	□□	□	□□	□□	□□	□□	□□	□□□	□□	□□□	□□□	84.0#	$ 919	$ 989	N/A	N/A	$ 61	$ 92
	24 x 48 x 30”	WRC244830	□□	□	□□	□□	□□	□□	□□	□□□	□□	□□□	□□□	91.0#	955	997	N/A	N/A	68	105
	24 x 54 x 30”	WRC245430	□□	□	□□	□□	□□	□□	□□	□□□	□□	□□□	□□□	98.0#	1030	1080	N/A	N/A	78	112
	24 x 60 x 30”	WRC246030	□□	□	□□	□□	□□	□□	□□	□□□	□□	□□□	□□□	103.0#	1033	1090	N/A	N/A	87	129
	24 x 66 x 30”	WRC246630	□□	□	□□	□□	□□	□□	□□	□□□	□□	□□□	□□□	110.0#	1072	1127	N/A	N/A	87	167
WRC	24 x 72 x 30”	WRC247230	□□	□	□□	□□	□□	□□	□□	□□□	□□	□□□	□□□	117.0#	1108	1162	N/A	N/A	93	179
Curvilinear Worksurface	30 x 42 x 24”	WRC304224	□□	□	□□	□□	□□	□□	□□	□□□	□□	□□□	□□□	84.0#	919	989	N/A	N/A	61	92
• Joins 24” deep worksurface to 30” deep worksurface	30 x 48 x 24”	WRC304824	□□	□	□□	□□	□□	□□	□□	□□□	□□	□□□	□□□	91.0#	955	997	N/A	N/A	68	105
• Available in 27” and 29” height only	30 x 54 x 24”	WRC305424	□□	□	□□	□□	□□	□□	□□	□□□	□□	□□□	□□□	98.0#	1030	1080	N/A	N/A	78	112
	30 x 60 x 24”	WRC306024	□□	□	□□	□□	□□	□□	□□	□□□	□□	□□□	□□□	103.0#	1033	1090	N/A	N/A	87	129
	30 x 66 x 24”	WRC306624	□□	□	□□	□□	□□	□□	□□	□□□	□□	□□□	□□□	110.0#	1072	1127	N/A	N/A	87	167
	30 x 72 x 24”	WRC307224	□□	□	□□	□□	□□	□□	□□	□□□	□□	□□□	□□□	117.0#	1108	1162	N/A	N/A	93	179
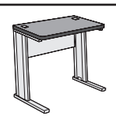	30 x 36”	WSU3036	□□	2	□□	□□	TS	□□	□□	□□□	□□	□□□	□□□	94.0#	$ 971	$ 1023	$ 1070	$ 1126	$ 52	N/A
WCS																				
Stand-up Worksurface																				
• Available in 42” height only																				
• Overheads cannot be mounted on any stand up worksurface																				
		Ⓐ	Ⓑ	Ⓒ	Ⓓ	Ⓔ	Ⓕ	Ⓖ	Ⓗ	Ⓘ	Ⓙ	Ⓚ	Ⓛ							

HOW TO ORDER

Indicate the following information on order form:
1. Quantity of each item.
2. Model number, including options. See “How To Build a Model Number”.
3. Any special service required.

Note: • The □ indicates that a choice is required.
- The absence of the □ indicates that no choice is required.
- Alpha-numeric characters in place of □ indicate that no other alternatives are available.

HOW TO BUILD A MODEL NUMBER

Ⓐ Select basic model.

Ⓑ Select edge style.

BN	- Flat vinyl T-edge
74P	- 74P edge
EP	- Elliptical postformed edge
PF	- Postformed edge

Ⓒ Select height.

7	- 27” high
9	- 29” High
2	- 42” high

42” height only available on Stand-up worksurface.

Ⓓ Select horizontal wireway.
Add upcharge to unit price for WW option.

NW	- No horizontal wireway
WW	- Wireway

Ⓔ Select frame style.
Add upcharge to unit price for WF option.

WB	- w/Beam
WM	- w/Modesty panel
WF	- w/Full modesty panel

See pricing column for full modesty panel upcharge.
w/ Full modesty panel (available on 29” high only)

Ⓕ Select location and type of leg.

TS	- Standard legs
TL	- Transition leg (left)
TR	- Transition leg (right)
TB	- Transition leg (both)

Note: If ordering Basic Worksurface as a freestanding unit, or if only one side connects to a transitional worksurface, the “TB” option for both transitional legs is not available.

Ⓖ Select grommet option.
Grommets are required for overhead cabinet.

OGN	- No worksurface grommet
OGY	- Yes worksurface grommet

Grommets can be used for wire pass-through.

Ⓗ Select paint color.
Refer to the **Product Color Options** page in this price list.

Ⓘ Select insert color.
Refer to the **Product Color Options** page in this price list.
Insert color also includes horizontal wireway (WW) if selected.

Ⓙ Select laminate surface.
Refer to the **Product Color Options** page in this price list.

Ⓚ Select edge color.
Refer to the **Product Color Options** page in this price list.
Edge color offerings are based on edge style selections.

Ⓛ Select grommet color.
Refer to the **Product Color Options** page in this price list.

FINISH INFORMATION

Additional Laminate Offering
Additional laminates beyond KI standard offering, are available with two weeks extended leadtime.
To specify additional laminates, use these designators followed by the supplier’s color/pattern code:

Formica - LF/supplier’s color pattern code
Nevamar - LN/supplier’s color pattern code
Wilsonart - LW/supplier’s color pattern code

KI’s standard laminate finish is the supplier’s recommended finish for that color/pattern.
Note: Nonstandard laminates from these suppliers (example: textured laminates) require a Product Modification Request.
Contact customer service for details.

SPECIAL SERVICES

Special Carton Marking

With specially marked information	N/C

Shipping
Ships **knocked down, FOB Manitowoc, WI 54220, freight prepaid.** Freight class 70.

Specifications and prices are subject to change without prior notice.

WorkZone® Worksurfaces
Basic

KI

WorkZone® Worksurfaces
Basic

	D x W-LEFT x W-RIGHT x D	MODEL NUMBER Basic Model	Edge Style	Hgt.	WWay	Frame Style	Trans. Legs	Wrksrf. Grom.	Paint Color	Insert Color	Lam. Color	Edge Color	Grom. Color	Approx. Packaged Weight	Flat Vinyl T-Edge (BN)	74P Edge (74P)	Elliptical Postformed Edge (EP)	Postformed Edge (PF)	Wireway add to list price	Full Modesty Panel add to list price
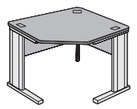	24 x 36 x 36 x 24”	WCS2436	□□□	□	□□	□□	□□	□□	□□	□□	□□	□□	□□	76.0#	$ 1296	$ 1355	$ 1422	$ 1494	$ 102	$ 157
	24 x 42 x 42 x 24”	WCS2442	□□□	□	□□	□□	□□	□□	□□	□□	□□	□□	□□	96.0#	1375	1442	1510	1586	120	183
	24 x 48 x 48 x 24”	WCS2448	□□□	□	□□	□□	□□	□□	□□	□□	□□	□□	□□	106.0#	1452	1524	1596	1679	137	208
	30 x 42 x 42 x 30”	WCS3042	□□□	□	□□	□□	□□	□□	□□	□□	□□	□□	□□	108.0#	1533	1610	1684	1770	120	183
	30 x 48 x 48 x 30”	WCS3048	□□□	□	□□	□□	□□	□□	□□	□□	□□	□□	□□	118.0#	1612	1691	1774	1859	143	208

WCS

Stand Alone Corner Worksurface

- Adjustable glides
- Corner support leg is 7/8” sq. tubular steel
- Front edge dimension is 17” on 24x36” and 30x42”; 25-1/2” on 24x42” and 30x48”; 34” on 24x48”
- Not available with both (TB) transitional legs

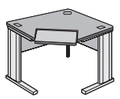	24 x 42 x 42 x 24”	WCSK2442	□□□	□	□□	□□	□□	□□	□□	□□	□□	□□	□□	99.0#	$ 1508	$ 1585	N/A	N/A	$ 120	$ 183
	24 x 48 x 48 x 24”	WCSK2448	□□□	□	□□	□□	□□	□□	□□	□□	□□	□□	□□	106.0#	1552	1628	N/A	N/A	137	208
	30 x 48 x 48 x 30”	WCSK3048	□□□	□	□□	□□	□□	□□	□□	□□	□□	□□	□□	118.0#	1797	1890	N/A	N/A	143	208

WAK

Stand Alone Corner Worksurface with Keyboard

- Adjustable glides
- Keyboard pad: 10” x 24”; 3” height adjustments: 1” forward extension adjustment: 15° maximum downward tilt
- Corner support leg is 7/8” square tubular steel
- Not available with both (TB) transitional legs

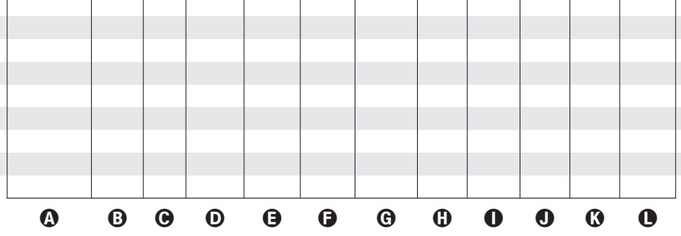

HOW TO ORDER

Indicate the following information on order form:
1. Quantity of each item.
2. Model number, including options. See “How To Build a Model Number”.
3. Any special service required.

Note: • The □ indicates that a choice is required.
- The absence of the □ indicates that no choice is required.
- Alpha-numeric characters in place of □ indicate that no other alternatives are available.

HOW TO BUILD A MODEL NUMBER

A Select basic model.

B Select edge style.

BN	- Flat vinyl T-edge
74P	- 74P edge
EP	- Elliptical postformed edge
PF	- Postformed edge

C Select height.

7	- 27” high
9	- 29” High

D Select horizontal wireway.
Add upcharge to unit price for WW option.

NW	- No horizontal wireway
WW	- Wireway

E Select frame style.
Add upcharge to unit price for WF option.

WB	- w/ Beam
WM	- w/ Modesty panel
WF	- w/ Full modesty panel

See pricing column for full modesty panel upcharge.
w/ Full modesty panel (available on 29” high only)

F Select location and type of leg.

TS	- Standard legs
TL	- Transition leg (left)
TR	- Transition leg (right)

G Select grommet option.
Grommets are required for overhead cabinet.

OGN	- No worksurface grommet
OGY	- Yes worksurface grommet

Grommets can be used for wire pass-through.

H Select paint color.
Refer to the **Product Color Options** page in this price list.

I Select insert color.
Refer to the **Product Color Options** page in this price list.
Insert color also includes horizontal wireway (WW) if selected.

J Select laminate surface.
Refer to the **Product Color Options** page in this price list.

K Select edge color.
Refer to the **Product Color Options** page in this price list.
Edge color offerings are based on edge style selections.

L Select grommet color.
Refer to the **Product Color Options** page in this price list.

FINISH INFORMATION

Additional Laminate Offering
Additional laminates beyond KI standard offering, are available with two weeks extended leadtime.
To specify additional laminates, use these designators followed by the supplier’s color/pattern code:

Formica - LF/supplier’s color pattern code
Nevamar - LN/supplier’s color pattern code
Wilsonart - LW/supplier’s color pattern code

KI’s standard laminate finish is the supplier’s recommended finish for that color/pattern.
Note: Nonstandard laminates from these suppliers (example: textured laminates) require a Product Modification Request.
Contact customer service for details.

SPECIAL SERVICES

Special Carton Marking

With specially marked information	N/C

Shipping
Ships **knocked down, FOB Manitowoc, WI 54220, freight prepaid.** Freight class 70.

Specifications and prices are subject to change without prior notice.

WorkZone® Worksurfaces
Basic

KI

WorkZone® Worksurfaces
Basic

	D x W-LEFT x W-RIGHT x D	MODEL NUMBER Basic Model	Edge Style	Ht.	WWay	Frame Style	Trans. Legs	Grom	Paint Clr	Insrt Clr	Lam Clr	Edge Clr	Grm Clr	Approx. Packaged Weight	Flat Vinyl T-Edge (BN)	74P Edge (74P)	Wireway add to list price	Full Modesty Panel add to list price
	24 x 36 x 36 x 24”	WCC243624	□□	□	□□	□□	□□	□□	□□	□□	□□	□□	□□	76.0#	$ 1296	$ 1355	$ 102	$ 157
	24 x 42 x 42 x 24”	WCC244224	□□	□	□□	□□	□□	□□	□□	□□	□□	□□	□□	96.0#	1375	1442	120	183
	24 x 48 x 48 x 24”	WCC244824	□□	□	□□	□□	□□	□□	□□	□□	□□	□□	□□	106.0#	1452	1524	137	208
	30 x 42 x 42 x 30”	WCC304230	□□	□	□□	□□	□□	□□	□□	□□	□□	□□	□□	108.0#	1533	1610	120	183
	30 x 48 x 48 x 30”	WCC304830	□□	□	□□	□□	□□	□□	□□	□□	□□	□□	□□	118.0#	1612	1691	143	208
			Ⓑ	Ⓒ	Ⓓ	Ⓔ	Ⓕ	Ⓖ	Ⓗ	Ⓘ	Ⓙ	Ⓚ	Ⓛ					

WCS

Stand Alone Corner Curvilinear Worksurface

- Front edge is curved
- Adjustable glides
- Corner support leg is 7/8” sq. tubular steel
- Not available with both (TB) transitional legs

HOW TO ORDER

Indicate the following information on order form:
1. Quantity of each item.
2. Model number, including options. See “How To Build a Model Number”.
3. Any special service required.

Note: • The □ indicates that a choice is required.
• The absence of the □ indicates that no choice is required.
• Alpha-numeric characters in place of □ indicate that no other alternatives are available.

HOW TO BUILD A MODEL NUMBER

Ⓐ Select basic model.

Ⓑ Select edge style.
- **BN** - Flat vinyl T-edge
- **74P** - 74P edge

Ⓒ Select height.
- **7** - 27” high
- **9** - 29” High

Ⓓ Select horizontal wireway.
Add upcharge to unit price for WW option.
- **NW** - No horizontal wireway
- **WW** - Wireway

Ⓔ Select frame style.
Add upcharge to unit price for WF option.
- **WB** - w/ Beam
- **WM** - w/ Modesty panel
- **WF** - w/ Full modesty panel

See pricing column for full modesty panel upcharge.
w/ Full modesty panel (available on 29” high only)

Ⓕ Select location and type of leg.
- **TS** - Standard legs
- **TL** - Transition leg (left)
- **TR** - Transition leg (right)

Ⓖ Select grommet option.
Grommets are required for overhead cabinet.
- **OGN** - No worksurface grommet
- **OGY** - Yes worksurface grommet

Grommets can be used for wire pass-through.

Ⓗ Select paint color.
Refer to the **Product Color Options** page in this price list.

Ⓘ Select insert color.
Refer to the **Product Color Options** page in this price list.
Insert color also includes horizontal wireway (WW) if selected.

Ⓙ Select laminate surface.
Refer to the **Product Color Options** page in this price list.

Ⓚ Select edge color.
Refer to the **Product Color Options** page in this price list.
Edge color offerings are based on edge style selections.

Ⓛ Select grommet color.
Refer to the **Product Color Options** page in this price list.

FINISH INFORMATION

Additional Laminate Offering
Additional laminates beyond KI standard offering, are available with two weeks extended leadtime.
To specify additional laminates, use these designators followed by the supplier’s color/pattern code:

Formica - LF/supplier’s color pattern code
Nevamar - LN/supplier’s color pattern code
Wilsonart - LW/supplier’s color pattern code

KI’s standard laminate finish is the supplier’s recommended finish for that color/pattern.
Note: Nonstandard laminates from these suppliers (example: textured laminates) require a Product Modification Request.
Contact customer service for details.

SPECIAL SERVICES

Special Carton Marking

With specially marked information	N/C

Shipping
Ships **knocked down, FOB Manitowoc, WI 54220, freight prepaid.** Freight class 70.

Specifications and prices are subject to change without prior notice.

WorkZone® Worksurfaces
Basic

KI

WorkZone® Worksurfaces
Basic

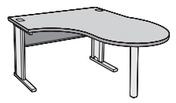

WZW

"P" Shaped Peninsula Worksurface (Right Shown)

- Long surface is supported by 3" diameter metal support leg with adjustable glide
- Connects to either 24" or 30" worksurface
- Adjustable glides
- Available with 29" height only

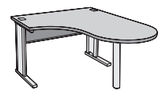

WZW

Piano Peninsula Worksurface (Right Shown)

- Long surface is supported by 3" diameter metal support leg with adjustable glide
- Connects to either 24" or 30" worksurface
- Adjustable glides
- Available with 29" height only

	MODEL NUMBER																
D x W x L	Basic Model	Edge Style	Dir.	Hgt.	WWay	Frame Style	Trans. Legs	Wrksrf. Grom.	Paint Color	Insert Color	Lam. Color	Edge Color	Grom. Color	Approx. Packaged Weight	Flat Vinyl T-Edge (BN)	74P Edge (74P)	Wireway add to list price	Full Modesty Panel add to list price
24 x 48 x 60"	WZPT244860	□□	□	9	□□	□□	□□	□□	□□	□□	□□	□□	□□	134.0#	$ 1931	$ 2032	$ 68	$ 105
24 x 48 x 66"	WZPT244866	□□	□	9	□□	□□	□□	□□	□□	□□	□□	□□	□□	140.0#	1938	2039	68	105
24 x 48 x 72"	WZPT244872	□□	□	9	□□	□□	□□	□□	□□	□□	□□	□□	□□	146.0#	1948	2047	68	105
30 x 48 x 66"	WZPT304866	□□	□	9	□□	□□	□□	□□	□□	□□	□□	□□	□□	150.0#	1950	2048	68	105
30 x 48 x 72"	WZPT304872	□□	□	9	□□	□□	□□	□□	□□	□□	□□	□□	□□	154.0#	1957	2057	68	105
24 x 48 x 60"	WZPP244860	□□	□	9	□□	□□	□□	□□	□□	□□	□□	□□	□□	132.0#	$ 1830	$ 1923	$ 68	$ 105
24 x 48 x 66"	WZPP244866	□□	□	9	□□	□□	□□	□□	□□	□□	□□	□□	□□	138.0#	1837	1926	68	105
24 x 48 x 72"	WZPP244872	□□	□	9	□□	□□	□□	□□	□□	□□	□□	□□	□□	144.0#	1843	1930	68	105
30 x 48 x 66"	WZPP304866	□□	□	9	□□	□□	□□	□□	□□	□□	□□	□□	□□	146.0#	1850	1939	68	105
30 x 48 x 72"	WZPP304872	□□	□	9	□□	□□	□□	□□	□□	□□	□□	□□	□□	148.0#	1855	1948	68	105

HOW TO ORDER

Indicate the following information on order form:
1. Quantity of each item.
2. Model number, including options. See "How To Build a Model Number".
3. Any special service required.

Note: • The □ indicates that a choice is required.
- The absence of the □ indicates that no choice is required.
- Alpha-numeric characters in place of □ indicate that no other alternatives are available.

HOW TO BUILD A MODEL NUMBER

A Select basic model.

B Select edge style.

BN	- Flat vinyl T-edge
74P	- 74P edge

C Select surface direction.

L	- Left
R	- Right

Direction is determined by the side of the worksurface that has the 3" diameter leg. Calculate side based on user's normal seated position.

D Select height.

9	- 29" high

E Select horizontal wireway.
Add upcharge to unit price for WW option.

NW	- No horizontal wireway
WW	- Wireway

F Select frame style.
Add upcharge to unit price for WF option.

WB	- w/ Beam
WM	- w/ Modesty panel
WF	- w/ Full modesty panel

See pricing column for full modesty panel upcharge.
w/ Full modesty panel (available on 29" high only)

G Select location and type of leg.

TS	- Standard legs
TL	- Transition leg (left)
TR	- Transition leg (right)
TB	- Transition leg (both)

Note: If ordering Basic Worksurface as a freestanding unit, or if only one side connects to a transitional worksurface, the "TB" option for both transitional legs is not available.

H Select grommet option.
Grommets are required for overhead cabinet.

OGN	- No worksurface grommet
OGY	- Yes worksurface grommet

Grommets can be used for wire pass-through.

I Select paint color.
Refer to the **Product Color Options** page in this price list.

J Select insert color.
Refer to the **Product Color Options** page in this price list.
Insert color also includes horizontal wireway (WW) if selected.

K Select laminate surface.
Refer to the **Product Color Options** page in this price list.

L Select edge color.
Refer to the **Product Color Options** page in this price list.
Edge color offerings are based on edge style selections.

M Select grommet color.
Refer to the **Product Color Options** page in this price list.

FINISH INFORMATION

Additional Laminate Offering
Additional laminates beyond KI standard offering, are available with two weeks extended leadtime.
To specify additional laminates, use these designators followed by the supplier's color/pattern code:

Formica - LF/supplier's color pattern code
Nevamar - LN/supplier's color pattern code
Wilsonart - LW/supplier's color pattern code

KI's standard laminate finish is the supplier's recommended finish for that color/pattern.
Note: Nonstandard laminates from these suppliers (example: textured laminates) require a Product Modification Request.
Contact customer service for details.

SPECIAL SERVICES

Special Carton Marking

With specially marked information	N/C

Shipping
Ships **knocked down, FOB Manitowoc, WI 54220, freight prepaid.** Freight class 70.

Specifications and prices are subject to change without prior notice.

WorkZone® Worksurfaces
Basic

WorkZone® Worksurfaces
Basic



WZW

Square Shoe Worksurface (Right Shown)

- Long surface is supported by 3" diameter metal support leg with adjustable glide
- Connects to either 24" or 30" worksurface
- Adjustable glides
- Available with 29" height only

	MODEL NUMBER																
D x W x L	Basic Model	Edge Style	Dir.	Hgt.	WWay	Frame Style	Trans. Legs	Wrksrf. Grom.	Paint Color	Insert Color	Lam. Color	Edge Color	Grom. Color	Approx. Packaged Weight	Flat Vinyl T-Edge (BN)	74P Edge (74P)	Wireway add to list price	Full Modesty Panel add to list price
		Ⓐ	Ⓑ	Ⓒ	Ⓓ	Ⓔ	Ⓕ	Ⓖ	Ⓗ	Ⓘ	Ⓙ	Ⓚ	Ⓛ	Ⓜ					
24 x 48 x 60"	WZSS244860	□□	□	9	□□	□□	□□	□□	□□	□□	□□	□□	□□	□□	133.0#	$ 1774	$ 1859	$ 68	$ 105
24 x 48 x 66"	WZSS244866	□□	□	9	□□	□□	□□	□□	□□	□□	□□	□□	□□	□□	139.0#	1827	1919	68	105
24 x 48 x 72"	WZSS244872	□□	□	9	□□	□□	□□	□□	□□	□□	□□	□□	□□	□□	145.0#	1843	1930	68	105
24 x 48 x 84"	WZSS244884	□□	□	9	□□	□□	□□	□□	□□	□□	□□	□□	□□	□□	157.0#	1919	2014	68	105
30 x 48 x 66"	WZSS304866	□□	□	9	□□	□□	□□	□□	□□	□□	□□	□□	□□	□□	144.0#	1827	1919	68	105
30 x 48 x 72"	WZSS304872	□□	□	9	□□	□□	□□	□□	□□	□□	□□	□□	□□	□□	150.0#	1843	1930	68	105
30 x 48 x 84"	WZSS304884	□□	□	9	□□	□□	□□	□□	□□	□□	□□	□□	□□	□□	172.0#	1919	2014	68	105

HOW TO ORDER

Indicate the following information on order form:
1. Quantity of each item.
2. Model number, including options. See "How To Build a Model Number".
3. Any special service required.

Note: • The □ indicates that a choice is required.
- The absence of the □ indicates that no choice is required.
- Alpha-numeric characters in place of □ indicate that no other alternatives are available.

HOW TO BUILD A MODEL NUMBER

Ⓐ Select basic model.

Ⓑ Select edge style.

BN	- Flat vinyl T-edge
74P	- 74P edge

Ⓒ Select surface direction.

R	- Right
L	- Left

Direction is determined by the side of the worksurface that has the 3" diameter leg. Calculate side based on user's normal seated position.

Ⓓ Select height.

9	- 29" high

Ⓔ Select horizontal wireway.
Add upcharge to unit price for WW option.

NW	- No horizontal wireway
WW	- Wireway

Ⓕ Select frame style.
Add upcharge to unit price for WF option.

WB	- w/ Beam
WM	- w/ Modesty panel
WF	- w/ Full modesty panel

See pricing column for full modesty panel upcharge.
w/ Full modesty panel (available on 29" high only)

Ⓖ Select location and type of leg.

TS	- Standard legs
TL	- Transition leg (left)
TR	- Transition leg (right)
TB	- Transition leg (both)

Note: If ordering Basic Worksurface as a freestanding unit, or if only one side connects to a transitional worksurface, the "TB" option for both transitional legs is not available.

Ⓗ Select grommet option.
Grommets are required for overhead cabinet.

OGN	- No worksurface grommet
OGY	- Yes worksurface grommet

Grommets can be used for wire pass-through.

Ⓘ Select paint color.
Refer to the **Product Color Options** page in this price list.

Ⓙ Select insert color.
Refer to the **Product Color Options** page in this price list.
Insert color also includes horizontal wireway (WW) if selected.

Ⓚ Select laminate surface.
Refer to the **Product Color Options** page in this price list.

Ⓛ Select edge color.
Refer to the **Product Color Options** page in this price list.
Edge color offerings are based on edge style selections.

Ⓜ Select grommet color.
Refer to the **Product Color Options** page in this price list.

FINISH INFORMATION

Additional Laminate Offering
Additional laminates beyond KI standard offering, are available with two weeks extended leadtime.
To specify additional laminates, use these designators followed by the supplier's color/pattern code:

Formica - LF/supplier's color pattern code
Nevamar - LN/supplier's color pattern code
Wilsonart - LW/supplier's color pattern code

KI's standard laminate finish is the supplier's recommended finish for that color/pattern.
Note: Nonstandard laminates from these suppliers (example: textured laminates) require a Product Modification Request.
Contact customer service for details.

SPECIAL SERVICES

Special Carton Marking

With specially marked information	N/C

Shipping
Ships **knocked down, FOB Manitowoc, WI 54220, freight prepaid.** Freight class 70.

Specifications and prices are subject to change without prior notice.

WorkZone® Worksurfaces
Basic

WorkZone® Worksurfaces
Basic

	MODEL	MODEL NUMBER						Approx. Packaged Weight	Flat Vinyl T-Edge (BN)	74P Edge (74P)
		Basic Model	Edge Style	Height	Paint Color	Laminate Color	Edge Color			
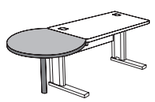	**Conference End Worksurface** • WCE36 has a 36" diameter and connects to 24" deep worksurface • WCE42 has a 42" diameter and connects to 30" deep worksurface • 3" diameter metal support leg with adjustable glide	WCE36	□□□	9	□□	□□□	□□□	75.0#	$ 656	$ 685
		WCE42	□□□	9	□□	□□□	□□□	85.0#	697	731
WPW		Ⓐ	Ⓑ	Ⓒ	Ⓓ	Ⓔ	Ⓕ			

HOW TO ORDER

Indicate the following information on order form:
1. Quantity of each item.
2. Model number, including options. See "How To Build a Model Number".
3. Any special service required.

Note: • The □ indicates that a choice is required.
• The absence of the □ indicates that no choice is required.
• Alpha-numeric characters in place of □ indicate that no other alternatives are available.

HOW TO BUILD A MODEL NUMBER

Ⓐ Select basic model.

Ⓑ Select edge style.

BN	- Flat vinyl T-edge
74P	- 74P edge

Ⓒ Select height.

9	- 29" high

Ⓓ Select paint color.
Refer to the **Product Color Options** page in this price list.

Ⓔ Select laminate surface.
Refer to the **Product Color Options** page in this price list.

Ⓕ Select edge color.
Refer to the **Product Color Options** page in this price list.
Edge color offerings are based on edge style selections.

FINISH INFORMATION

Additional Laminate Offering
Additional laminates beyond KI standard offering, are available with two weeks extended leadtime.
To specify additional laminates, use these designators followed by the supplier's color/pattern code:

Formica - LF/supplier's color pattern code
Nevamar - LN/supplier's color pattern code
Wilsonart - LW/supplier's color pattern code

KI's standard laminate finish is the supplier's recommended finish for that color/pattern.
Note: Nonstandard laminates from these suppliers (example: textured laminates) require a Product Modification Request.
Contact customer service for details.

SPECIAL SERVICES

Special Carton Marking

With specially marked information	N/C

Shipping
Ships **knocked down, FOB Manitowoc, WI 54220, freight prepaid.** Freight class 70.

Specifications and prices are subject to change without prior notice.

WorkZone® Worksurfaces
Mobile

WorkZone® Worksurfaces
Mobile

	MODEL	Features	D x DIA	MODEL NUMBER Basic Model	Edge Style	Height	Paint Color	Laminate Color	Edge Color	Approx. Packaged Weight	Flat Vinyl T-Edge (BN)	74P Edge (74P)
 WMT	**Mobile Teardrop Worksurface** • Base consists of 3" diameter metal support leg with adjustable chrome-plated glide • Connects to end of 24" or 30" worksurface • Wireway option not available		24 x 40"	WMT2440	□□□	9	□□	□□□	□□□	70.0#	$ 1157	$ 1212
			30 x 50"	WMT3050	□□□	9	□□	□□□	□□□	104.0#	1159	1215
 WMT	**Mobile Semi-Circle Worksurface** • Base consists of 3" diameter metal support leg with adjustable chrome-plated glide • Aligns with end of 24" or 30" worksurface • Notched in center for wire management • Wireway option not available		24 x 48"	WMSC48	□□□	9	□□	□□□	□□□	68.0#	$ 1209	$ 1268
			30 x 60"	WMSC60	□□□	9	□□	□□□	□□□	86.0#	1389	1454
 WMT	**Mobile Semi-Circle Worksurface w/notch** • Use with WireWorks® panels • Notch enables surface to wrap around end cap of WireWorks® panel • 51-1/2" diameter accomodates two 24" deep worksurfaces separated by a WireWorks® panel • 63-1/2" diameter accomodates two 30" deep worksurfaces separated by a WireWorks® panel • Std. for use with radius WireWorks® end caps • Flat for use with WireWorks® & Unite® flat metal trim	Std.	24 X 51-1/2"	WMSCPW52	□□□	9	□□	□□□	□□□	69.0#	$ 1382	$ 1451
		Std.	30 X 63-1/2"	WMSCPW64	□□□	9	□□	□□□	□□□	88.0#	1409	1481
		Flat	24 X 51-1/2"	WMSCFW52	□□□	9	□□	□□□	□□□	69.0#	1382	1451
		Flat	30 X 63-1/2"	WMSCFW64	□□□	9	□□	□□□	□□□	88.0#	1409	1481

Ⓐ Ⓑ Ⓒ Ⓓ Ⓔ Ⓕ

HOW TO ORDER

Indicate the following information on order form:
1. Quantity of each item.
2. Model number, including options. See "How To Build a Model Number".
3. Any special service required.

Note: • The □ indicates that a choice is required.
- The absence of the □ indicates that no choice is required.
- Alpha-numeric characters in place of □ indicate that no other alternatives are available.

HOW TO BUILD A MODEL NUMBER

Ⓐ Select basic model.

Ⓑ Select edge style.

BN	- Flat vinyl T-edge
74P	- 74P edge

Ⓒ Select height.

9	- 29" high

Ⓓ Select paint color.
Refer to the **Product Color Options** page in this price list.

Ⓔ Select laminate surface.
Refer to the **Product Color Options** page in this price list.

Ⓕ Select edge color.
Refer to the **Product Color Options** page in this price list.
Edge color offerings are based on edge style selections.

FINISH INFORMATION

Additional Laminate Offering
Additional laminates beyond KI standard offering, are available with two weeks extended leadtime. To specify additional laminates, use these designators followed by the supplier's color/pattern code:

Formica - LF/supplier's color pattern code
Nevamar - LN/supplier's color pattern code
Wilsonart - LW/supplier's color pattern code

KI's standard laminate finish is the supplier's recommended finish for that color/pattern.
Note: Nonstandard laminates from these suppliers (example: textured laminates) require a Product Modification Request.
Contact customer service for details.

SPECIAL SERVICES

Special Carton Marking

With specially marked information	N/C

Shipping
Ships **knocked down, FOB Manitowoc, WI 54220, freight prepaid.** Freight class 70.

Specifications and prices are subject to change without prior notice.

WorkZone® Worksurfaces
Transitional

KI

WorkZone® Worksurfaces
Transitional

	MODEL	D x W	MODEL NUMBER: Basic Model	Edge Style	Height	Frame Style	Paint Color	Laminate Color	Edge Color	Approx. Packaged Weight	Flat Vinyl T-Edge (BN)	74P Edge (74P)	Full Modesty Panel add to list price
	**Peninsula End Worksurface** • 3" diameter metal support leg • Wireway option not available • Available with 29" height only	24 x 48"	WPW2448	□□□	9		□□	□□□	□□□	44.0#	$ 783	$ 820	N/A
		24 x 60"	WPW2460	□□□	9		□□	□□□	□□□	57.0#	830	871	N/A
		24 x 72"	WPW2472	□□□	9		□□	□□□	□□□	68.0#	872	917	N/A
		30 x 48"	WPW3048	□□□	9		□□	□□□	□□□	48.0#	793	833	N/A
		30 x 60"	WPW3060	□□□	9		□□	□□□	□□□	63.0#	845	889	N/A
		30 x 72"	WPW3072	□□□	9		□□	□□□	□□□	75.0#	896	938	N/A
WPW													
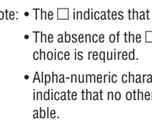	**Peninsula Side Mount Worksurface** • 3" diameter metal support leg • When specifying peninsula side mount worksurface a transitional leg must be ordered on the basic surface to which it will connect • Wireway option not available • Available with 29" height only • The selection of with Beam, modesty or full modesty is for the 24 or 30" depth • If a guest side modesty is desired that would need to be specified separately	24 x 48"	WPW2448S	□□□	9	□□	□□	□□□	□□□	51.0#	$ 846	$ 890	$ 53
		24 x 60"	WPW2460S	□□□	9	□□	□□	□□□	□□□	64.0#	905	951	53
		24 x 72"	WPW2472S	□□□	9	□□	□□	□□□	□□□	77.0#	960	1011	53
		30 x 48"	WPW3048S	□□□	9	□□	□□	□□□	□□□	59.0#	865	908	65
		30 x 60"	WPW3060S	□□□	9	□□	□□	□□□	□□□	71.0#	920	968	65
		30 x 72"	WPW3072S	□□□	9	□□	□□	□□□	□□□	83.0#	981	1030	65
WPW													
			Ⓐ	Ⓑ	Ⓒ	Ⓓ	Ⓔ	Ⓕ	Ⓖ				

HOW TO ORDER

Indicate the following information on order form:
1. Quantity of each item.
2. Model number, including options. See "How To Build a Model Number".
3. Any special service required.

Note: • The □ indicates that a choice is required.
• The absence of the □ indicates that no choice is required.
• Alpha-numeric characters in place of □ indicate that no other alternatives are available.

HOW TO BUILD A MODEL NUMBER

Ⓐ Select basic model.

Ⓑ Select edge style.

BN	- Flat vinyl T-edge
74P	- 74P edge

Ⓒ Select height.

9	- 29" high

Ⓓ Select frame style.
Add upcharge to unit price for WF option.

WB	- w/ Beam
WM	- w/ Modesty panel
WF	- w/ Full modesty panel

See pricing column for full modesty panel upcharge.

Ⓔ Select paint color.
Refer to the **Product Color Options** page in this price list.

Ⓕ Select laminate surface.
Refer to the **Product Color Options** page in this price list.

Ⓖ Select edge color.
Refer to the **Product Color Options** page in this price list.
Edge color offerings are based on edge style selections.

FINISH INFORMATION

Additional Laminate Offering
Additional laminates beyond KI standard offering, are available with two weeks extended leadtime.
To specify additional laminates, use these designators followed by the supplier's color/pattern code:

Formica - LF/supplier's color pattern code
Nevamar - LN/supplier's color pattern code
Wilsonart - LW/supplier's color pattern code

KI's standard laminate finish is the supplier's recommended finish for that color/pattern.
Note: Nonstandard laminates from these suppliers (example: textured laminates) require a Product Modification Request.
Contact customer service for details.

SPECIAL SERVICES

Special Carton Marking

With specially marked information	N/C

Shipping
Ships **knocked down, FOB Manitowoc, WI 54220, freight prepaid.** Freight class 70.

Specifications and prices are subject to change without prior notice.

WorkZone® Worksurfaces
Transitional

KI

WorkZone® Worksurfaces
Transitional

	MODEL	D x W	MODEL NUMBER: Basic Model	Edge Style (B)	Trans. Dir. (C)	Trans. Height (D)	WWay (E)	Frame Style (F)	Paint Color (G)	Insert Color (H)	Laminate Color (I)	Edge Color (J)	Approx. Packaged Weight	Flat Vinyl T-Edge (BN)	74P Edge (74P)	Full Modesty Panel add to list price	Wireway add to list price
	**Square Transitional Surface** • Full wrap modesty panel included • For use with fixed height workstations only • Corner support leg is 7/8" square tubular steel	24 x 24"	WST2424	□□□	□	□□	□□	□□	□□	□□□	□□□	□□□	34.0#	$ 476	$ 505	$ 107	$ 93
		30 x 30"	WST3030	□□□	□	□□	□□	□□	□□	□□□	□□□	□□□	51.0#	599	632	129	97
WCT																	
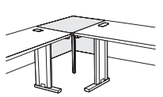	**Rectangle Transitional Surface** • Full wrap modesty panel included • For use with fixed height workstations only • Corner support leg is 7/8" square tubular steel	24 x 30"	WRT2430	□□□	□	□□	□□	□□	□□	□□□	□□□	□□□	38.0#	$ 589	$ 597	$ 118	$ 93
		30 x 24"	WRT3024	□□□	□	□□	□□	□□	□□	□□□	□□□	□□□	38.0#	589	597	118	93
WCT																	
			Ⓐ	Ⓑ	Ⓒ	Ⓓ	Ⓔ	Ⓕ	Ⓖ	Ⓗ	Ⓘ	Ⓙ					

HOW TO ORDER

Indicate the following information on order form:
1. Quantity of each item.
2. Model number, including options. See "How To Build a Model Number".
3. Any special service required.

Note: • The □ indicates that a choice is required.
• The absence of the □ indicates that no choice is required.
• Alpha-numeric characters in place of □ indicate that no other alternatives are available.

HOW TO BUILD A MODEL NUMBER

Ⓐ Select basic model.

Ⓑ Select edge style.

BN	- Flat vinyl T-edge
74P	- 74P edge

Ⓒ Select transition direction.

X	- None
L	- Left
R	- Right

Transition direction is determined from the originating 24" or 30" basic or keyboard pad worksurface. All square and rectangular transitional surfaces connected at the same height do not require Right (R) or Left (L) transition direction. Use "X" for transition direction. Transitional direction required for "97" transitional height.

Ⓓ Select transition height.

77	- 27" to 27" high
97	- 29" to 27" high
99	- 29" to 29" high

Ⓔ Select horizontal wireway.
Add upcharge to unit price for WW option.

NW	- No horizontal wireway
WW	- Wireway

Ⓕ Select frame style.
Add upcharge to unit price for WF option.

WM	- w/ Modesty panel
WF	- w/ Full modesty panel

See pricing column for full modesty panel upcharge.
w/ Full modesty panel (available on 29" high only)

Ⓖ Select paint color.
Refer to the **Product Color Options** page in this price list.

Ⓗ Select insert color.
Refer to the **Product Color Options** page in this price list.
Insert color also includes horizontal wireway (WW) if selected.

Ⓘ Select laminate surface.
Refer to the **Product Color Options** page in this price list.

Ⓙ Select edge color.
Refer to the **Product Color Options** page in this price list.
Edge color offerings are based on edge style selections.

FINISH INFORMATION

Additional Laminate Offering
Additional laminates beyond KI standard offering, are available with two weeks extended leadtime. To specify additional laminates, use these designators followed by the supplier's color/pattern code:

Formica - LF/supplier's color pattern code
Nevamar - LN/supplier's color pattern code
Wilsonart - LW/supplier's color pattern code

KI's standard laminate finish is the supplier's recommended finish for that color/pattern.
Note: Nonstandard laminates from these suppliers (example: textured laminates) require a Product Modification Request.
Contact customer service for details.

SPECIAL SERVICES

Special Carton Marking

With specially marked information	N/C

Shipping
Ships **knocked down, FOB Manitowoc, WI 54220, freight prepaid.** Freight class 70.

Specifications and prices are subject to change without prior notice.

WorkZone® Worksurfaces
Transitional

WorkZone® Worksurfaces
Transitional

	D x W-LEFT x W-RIGHT x D	MODEL NUMBER Basic Model	Edge Style	Trans. Dir.	Trans. Height	WWay	Frame Style	Grom	Paint Clr	Insrt Clr	Lam Clr	Edge Clr	Grm Clr	Approx. Packaged Weight	Flat Vinyl T-Edge (BN)	74P Edge (74P)	Elliptical Postformed Edge (EP)	Postformed Edge (PF)	Full Modesty Panel add to list price	Wireway add to list price
	24 X 24" Dia for Panel	WQRPW24	□□								□□	□□		34.0#	$ 588	$ 620	N/A	N/A	N/A	N/A
	30 X 30" Dia for Panel	WQRPW30	□□								□□	□□		51.0#	609	642	N/A	N/A	N/A	N/A
WCT **Quarter Round Transitional Surface** • Two splice plates provided • For use with fixed height worksta-tions only • Available with flat vinyl T-edge or 74P edge • For use as conferencing corner • Wireway option not available • Modesty panel not required • 24" surface has radius of 26 2/3" and 30" surface has a radius of 35"																				
	24 x 36 x 36 x 24"	WCT2436	□□	□	□□	□□	□□	□□	□□	□□	□□	□□	□□	72.0#	$ 1031	$ 1081	$ 1134	$ 1191	$ 157	$ 102
	24 x 42 x 42 x 24"	WCT2442	□□	□	□□	□□	□□	□□	□□	□□	□□	□□	□□	80.0#	1108	1162	1221	1279	183	120
	24 x 48 x 48 x 24"	WCT2448	□□	□	□□	□□	□□	□□	□□	□□	□□	□□	□□	96.0#	1183	1247	1302	1366	208	137
	30 x 42 x 42 x 30"	WCT3042	□□	□	□□	□□	□□	□□	□□	□□	□□	□□	□□	98.0#	1262	1325	1389	1454	183	120
	30 x 48 x 48 x 30"	WCT3048	□□	□	□□	□□	□□	□□	□□	□□	□□	□□	□□	102.0#	1341	1402	1473	1548	208	143
WCT **Corner Transitional Surface** • For use with fixed height worksta-tions only • Corner support leg is 7/8" sq. tubular steel • Front edge dimension is 17" on 24x36" and 30x42"; 25-1/2" on 24x42" and 30x48"; 34" on 24x48" • Overheads may not be specified																				

Ⓐ Ⓑ Ⓒ Ⓓ Ⓔ Ⓕ Ⓖ Ⓗ Ⓘ Ⓙ Ⓚ Ⓛ

HOW TO ORDER

Indicate the following information on order form:
1. Quantity of each item.
2. Model number, including options. See "How To Build a Model Number".
3. Any special service required.

Note: • The □ indicates that a choice is required.
- The absence of the □ indicates that no choice is required.
- Alpha-numeric characters in place of □ indicate that no other alternatives are available.

HOW TO BUILD A MODEL NUMBER

Ⓐ Select basic model.

Ⓑ Select edge style.

BN	- Flat vinyl T-edge
74P	- 74P edge
EP	- Elliptical postformed edge
PF	- Postformed edge

Ⓒ Select transition direction.

L	- Left
R	- Right
X	- None

Transition direction is determined from the originating 24" or 30" basic or keyboard pad worksurface. All corner transitional surfaces connected at the same height do not require right (R) or left (L) transition direction. Use " X" for transition direction. Transition height required for "97" transitional.

Ⓓ Select transition height.

77	- 27" to 27" high
97	- 29" to 27" high
99	- 29" to 29" high

Ⓔ Select horizontal wireway.
Add upcharge to unit price for WW option.

NW	- No horizontal wireway
WW	- Wireway

Ⓕ Select frame style.
Add upcharge to unit price for WF option.

WB	- w/ Beam
WM	- w/ Modesty panel
WF	- w/ Full modesty panel

See pricing column for full modesty panel upcharge.
w/ Full modesty panel (available on 29" high only)

Ⓖ Select grommet option.

OGN	- No worksurface grommet
OGY	- Yes worksurface grommet

Grommets can be used for wire pass-through.

Ⓗ Select paint color.
Refer to the **Product Color Options** page in this price list.

Ⓘ Select insert color.
Refer to the **Product Color Options** page in this price list.
Insert color also includes horizontal wireway (WW) if selected.

Ⓙ Select laminate surface.
Refer to the **Product Color Options** page in this price list.

Ⓚ Select edge color.
Refer to the **Product Color Options** page in this price list.
Edge color offerings are based on edge style selections.

Ⓛ Select grommet color.
Refer to the **Product Color Options** page in this price list.

FINISH INFORMATION

Additional Laminate Offering
Additional laminates beyond KI standard offering, are available with two weeks extended leadtime.
To specify additional laminates, use these designators followed by the supplier's color/pattern code:

Formica - LF/supplier's color pattern code
Nevamar - LN/supplier's color pattern code
Wilsonart - LW/supplier's color pattern code

KI's standard laminate finish is the supplier's recommended finish for that color/pattern.
Note: Nonstandard laminates from these suppliers (example: textured laminates) require a Product Modification Request.
Contact customer service for details.

SPECIAL SERVICES

Special Carton Marking
With specially marked information N/C

Shipping
Ships **knocked down, FOB Manitowoc, WI 54220, freight prepaid.** Freight class 70.

Specifications and prices are subject to change without prior notice.

WorkZone® Worksurfaces
Transitional

KI

WorkZone® Worksurfaces
Transitional

	D x W-LEFT x W-RIGHT x D	MODEL NUMBER Basic Model	Edge Style (A)	Trans. Dir. (B)	Trans. Height (C)	WWay (D)	Frame Style (E)	Grom (F)	Paint Clr (G)	Insrt Clr (H)	Lam Clr (I)	Edge Clr (J)	Grm Clr (K)	Approx. Packaged Weight	Flat Vinyl T-Edge (BN)	74P Edge (74P)	Full Modesty Panel add to list price	Wireway add to list price
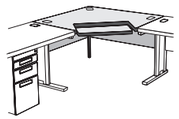 WCT **Corner Transitional Surface with Keyboard Pad** • Keyboard pad: 10” x 24”; 3” height adjustments: 1” forward extension adjustment: 15° maximum downward tilt • For use with fixed height workstations only • Corner support leg is 7/8” sq. tubular steel • Overheads may not be specified	24 x 42 x 42 x 24”	WCTK2442	□□	□	□□	□□	□□	□□	□□	□□	□□	□□	□□	80.0#	$ 1301	$ 1365	$ 183	$ 120
	24 x 48 x 48 x 24”	WCTK2448	□□	□	□□	□□	□□	□□	□□	□□	□□	□□	□□	91.0#	1416	1489	208	137
	30 x 48 x 48 x 30”	WCTK3048	□□	□	□□	□□	□□	□□	□□	□□	□□	□□	□□	102.0#	1533	1610	208	143
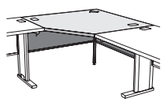 WCT **Corner Transitional Reduction Surface** • For use with fixed height workstations only • Corner support leg is 7/8” sq. tubular steel • Used to join 24” and 30”deep worksurfaces in corner • Overheads may not be specified	24 x 42 x 42 x 30”	WCT244230	□□	□	□□	□□	□□	□□	□□	□□	□□	□□	□□	96.0#	$ 1416	$ 1489	$ 183	$ 120
	24 x 48 x 48 x 30”	WCT244830	□□	□	□□	□□	□□	□□	□□	□□	□□	□□	□□	102.0#	1533	1610	208	137
	30 x 42 x 42 x 24”	WCT304224	□□	□	□□	□□	□□	□□	□□	□□	□□	□□	□□	96.0#	1416	1489	183	120
	30 x 48 x 48 x 24”	WCT304824	□□	□	□□	□□	□□	□□	□□	□□	□□	□□	□□	102.0#	1533	1610	208	137

Ⓐ Ⓑ Ⓒ Ⓓ Ⓔ Ⓕ Ⓖ Ⓗ Ⓘ Ⓙ Ⓚ Ⓛ

HOW TO ORDER

Indicate the following information on order form:
1. Quantity of each item.
2. Model number, including options. See “How To Build a Model Number”.
3. Any special service required.

Note: • The □ indicates that a choice is required.
• The absence of the □ indicates that no choice is required.
• Alpha-numeric characters in place of □ indicate that no other alternatives are available.

HOW TO BUILD A MODEL NUMBER

Ⓐ Select basic model.

Ⓑ Select edge style.

BN	- Flat vinyl T-edge
74P	- 74P edge

Ⓒ Select transition direction.

L	- Left
R	- Right
X	- None

Transition direction is determined from the originating 24” or 30” basic or keyboard pad worksurface. All corner transitional surfaces connected at the same height do not require right (R) or left (L) transition direction. Use “ X” for transition direction. Transition height required for “97” transitional.

Ⓓ Select transition height.

77	- 27” to 27” high
97	- 29” to 27” high
99	- 29” to 29” high

Ⓔ Select horizontal wireway.
Add upcharge to unit price for WW option.

NW	- No horizontal wireway
WW	- Wireway

Ⓕ Select frame style.
Add upcharge to unit price for WF option.

WB	- w/ Beam
WM	- w/ Modesty panel
WF	- w/ Full modesty panel

See pricing column for full modesty panel upcharge.
w/ Full modesty panel (available on 29” high only)

Ⓖ Select grommet option.

OGN	- No worksurface grommet
OGY	- Yes worksurface grommet

Grommets can be used for wire pass-through.

Ⓗ Select paint color.
Refer to the **Product Color Options** page in this price list.

Ⓘ Select insert color.
Refer to the **Product Color Options** page in this price list.
Insert color also includes horizontal wireway (WW) if selected.

Ⓙ Select laminate surface.
Refer to the **Product Color Options** page in this price list.

Ⓚ Select edge color.
Refer to the **Product Color Options** page in this price list.
Edge color offerings are based on edge style selections.

Ⓛ Select grommet color.
Refer to the **Product Color Options** page in this price list.

FINISH INFORMATION

Additional Laminate Offering
Additional laminates beyond KI standard offering, are available with two weeks extended leadtime.
To specify additional laminates, use these designators followed by the supplier’s color/pattern code:

Formica - LF/supplier’s color pattern code
Nevamar - LN/supplier’s color pattern code
Wilsonart - LW/supplier’s color pattern code

KI’s standard laminate finish is the supplier’s recommended finish for that color/pattern.
Note: Nonstandard laminates from these suppliers (example: textured laminates) require a Product Modification Request.
Contact customer service for details.

SPECIAL SERVICES

Special Carton Marking

With specially marked information	N/C

Shipping
Ships **knocked down, FOB Manitowoc, WI 54220, freight prepaid.** Freight class 70.

Specifications and prices are subject to change without prior notice.

WorkZone® Worksurfaces
Transitional

KI

WorkZone® Worksurfaces
Transitional

	D x W-LEFT x W-RIGHT x D	MODEL NUMBER Basic Model	Edge Style (A)	Trans. Dir. (B)	Trans. Height (C)	WWay (D)	Frame Style (E)	Grom (F)	Paint Color (G)	Insrt Clr (H)	Lam Clr (I)	Edge Clr (J)	Grm Clr (K)	Approx. Packaged Weight	Flat Vinyl T-Edge (BN)	74P Edge (74P)	Full Modesty Panel add to list price	Wireway add to list price
	24 x 36 x 36 x 24”	WCCT2436	□□	□	□□	□□	□□	□□	□□	□□	□□	□□	□□	72.0#	$ 1031	$ 1081	$ 157	$ 102
	24 x 42 x 42 x 24”	WCCT2442	□□	□	□□	□□	□□	□□	□□	□□	□□	□□	□□	80.0#	1108	1162	183	120
	24 x 48 x 48 x 24”	WCCT2448	□□	□	□□	□□	□□	□□	□□	□□	□□	□□	□□	102.0#	1183	1247	208	137
	30 x 42 x 42 x 30”	WCCT3042	□□	□	□□	□□	□□	□□	□□	□□	□□	□□	□□	90.0#	1262	1325	183	120
	30 x 48 x 48 x 30”	WCCT3048	□□	□	□□	□□	□□	□□	□□	□□	□□	□□	□□	102.0#	1341	1402	208	143
WCT																		
Corner Curvilinear Transitional Surface																		
• For use with fixed height workstations only • Corner support leg is 7/8” sq. tubular steel • Curved front surface • Overheads may not be specified																		
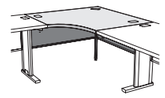	24 x 42 x 42 x 30”	WCCT244230	□□	□	□□	□□	□□	□□	□□	□□	□□	□□	□□	96.0#	$ 1416	$ 1489	$ 183	$ 120
	24 x 48 x 48 x 30”	WCCT244830	□□	□	□□	□□	□□	□□	□□	□□	□□	□□	□□	102.0#	1533	1610	208	137
	30 x 42 x 42 x 24”	WCCT304224	□□	□	□□	□□	□□	□□	□□	□□	□□	□□	□□	96.0#	1416	1489	183	120
	30 x 48 x 48 x 24”	WCCT304824	□□	□	□□	□□	□□	□□	□□	□□	□□	□□	□□	102.0#	1533	1610	208	137
WCT																		
Corner Curvilinear Transitional Reduction Surface																		
• For use with fixed height workstations only • Corner support leg is 7/8” sq. tubular steel • Used to join 24” and 30” worksurfaces in corner • Curved front surface • Overheads may not be specified																		

Ⓐ Ⓑ Ⓒ Ⓓ Ⓔ Ⓕ Ⓖ Ⓗ Ⓘ Ⓙ Ⓚ Ⓛ

HOW TO ORDER

Indicate the following information on order form:
1. Quantity of each item.
2. Model number, including options. See “How To Build a Model Number”.
3. Any special service required.

Note: • The □ indicates that a choice is required.
- The absence of the □ indicates that no choice is required.
- Alpha-numeric characters in place of □ indicate that no other alternatives are available.

HOW TO BUILD A MODEL NUMBER

Ⓐ Select basic model.

Ⓑ Select edge style.

BN	- Flat vinyl T-edge
74P	- 74P edge

Ⓒ Select transition direction.

L	- Left
R	- Right
X	- None

Transition direction is determined from the originating 24” or 30” basic or keyboard pad worksurface. All corner transitional surfaces connected at the same height do not require right (R) or left (L) transition direction. Use “X” for transition direction. Transition height required for “97” transitional.

Ⓓ Select transition height.

77	- 27” to 27” high
97	- 29” to 27” high
99	- 29” to 29” high

Ⓔ Select horizontal wireway.
Add upcharge to unit price for WW option.

NW	- No horizontal wireway
WW	- Wireway

Ⓕ Select frame style.
Add upcharge to unit price for WF option.

WB	- w/ Beam
WM	- w/ Modesty panel
WF	- w/ Full modesty panel

See pricing column for full modesty panel upcharge.
w/ Full modesty panel (available on 29” high only)

Ⓖ Select grommet option.

OGN	- No worksurface grommet
OGY	- Yes worksurface grommet

Grommets can be used for wire pass-through.

Ⓗ Select paint color.
Refer to the **Product Color Options** page in this price list.

Ⓘ Select insert color.
Refer to the **Product Color Options** page in this price list.
Insert color also includes horizontal wireway (WW) if selected.

Ⓙ Select laminate surface.
Refer to the **Product Color Options** page in this price list.

Ⓚ Select edge color.
Refer to the **Product Color Options** page in this price list.
Edge color offerings are based on edge style selections.

Ⓛ Select grommet color.
Refer to the **Product Color Options** page in this price list.

FINISH INFORMATION

Additional Laminate Offering
Additional laminates beyond KI standard offering, are available with two weeks extended leadtime.
To specify additional laminates, use these designators followed by the supplier’s color/pattern code:

Formica - LF/supplier’s color pattern code
Nevamar - LN/supplier’s color pattern code
Wilsonart - LW/supplier’s color pattern code

KI’s standard laminate finish is the supplier’s recommended finish for that color/pattern.
Note: Nonstandard laminates from these suppliers (example: textured laminates) require a Product Modification Request.
Contact customer service for details.

SPECIAL SERVICES

Special Carton Marking

With specially marked information	N/C

Shipping
Ships **knocked down, FOB Manitowoc, WI 54220, freight prepaid.** Freight class 70.

Specifications and prices are subject to change without prior notice.

WorkZone® Worksurfaces
Transitional

KI

WorkZone® Worksurfaces
Transitional

	D x W-LEFT x W-RIGHT x D	MODEL NUMBER Basic Model	Edge Style	Trans. Dir.	Hgt.	WWay	Frame Style	Wrksrf. Grom.	Paint Color	Insert Color	Lam. Color	Edge Color	Grom. Color	Approx. Packaged Weight	Flat Vinyl T-Edge (BN)	74P Edge (74P)	Elliptical Postformed Edge (EP)	Postformed Edge (PF)	Wireway add to list price	Full Modesty Panel add to list price
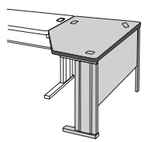	24 x 36 x 36 x 24”	WER2436	☐☐	☐	☐☐	☐☐	☐☐	☐☐	☐☐	☐☐	☐☐	☐☐	☐☐	74.0#	$ 1162	$ 1221	$ 1278	$ 1345	$ 234	$ 157
	24 x 42 x 42 x 24”	WER2442	☐☐	☐	☐☐	☐☐	☐☐	☐☐	☐☐	☐☐	☐☐	☐☐	☐☐	78.0#	1247	1305	1366	1436	263	183
	24 x 48 x 48 x 24”	WER2448	☐☐	☐	☐☐	☐☐	☐☐	☐☐	☐☐	☐☐	☐☐	☐☐	☐☐	82.0#	1320	1389	1453	1527	263	208
	30 x 42 x 42 x 30”	WER3042	☐☐	☐	☐☐	☐☐	☐☐	☐☐	☐☐	☐☐	☐☐	☐☐	☐☐	96.0#	1397	1469	1542	1616	263	183
	30 x 48 x 48 x 30”	WER3048	☐☐	☐	☐☐	☐☐	☐☐	☐☐	☐☐	☐☐	☐☐	☐☐	☐☐	100.0#	1766	1855	1946	2040	263	208
WER																				
End-of-Run Corner Surface																				
• For use with fixed height workstations only • Corner support leg is 7/8” square tubular steel • Corner Overheads (Universal or Balance®) may only be specified on the full-leg side																				
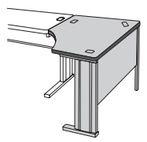	24 x 36 x 36 x 24”	WCCE2436	☐☐	☐	☐☐	☐☐	☐☐	☐☐	☐☐	☐☐	☐☐	☐☐	☐☐	76.0#	$ 1162	$ 1221	N/A	N/A	$ 234	$ 157
	24 x 42 x 42 x 24”	WCCE2442	☐☐	☐	☐☐	☐☐	☐☐	☐☐	☐☐	☐☐	☐☐	☐☐	☐☐	96.0#	1247	1305	N/A	N/A	263	183
	24 x 48 x 48 x 24”	WCCE2448	☐☐	☐	☐☐	☐☐	☐☐	☐☐	☐☐	☐☐	☐☐	☐☐	☐☐	106.0#	1320	1543	N/A	N/A	263	208
	30 x 42 x 42 x 30”	WCCE3042	☐☐	☐	☐☐	☐☐	☐☐	☐☐	☐☐	☐☐	☐☐	☐☐	☐☐	108.0#	1397	1469	N/A	N/A	263	183
	30 x 48 x 48 x 30”	WCCE3048	☐☐	☐	☐☐	☐☐	☐☐	☐☐	☐☐	☐☐	☐☐	☐☐	☐☐	118.0#	1481	1552	N/A	N/A	263	208
WER																				
End-of-Run Curvilinear Surface																				
• For use with fixed height workstations only • Corner support leg is 7/8” square tubular steel • Corner Overheads (Universal or Balance®) may only be specified on the full-leg side																				

Ⓐ Ⓑ Ⓒ Ⓓ Ⓔ Ⓕ Ⓖ Ⓗ Ⓘ Ⓙ Ⓚ Ⓛ

HOW TO ORDER

Indicate the following information on order form:
1. Quantity of each item.
2. Model number, including options. See “How To Build a Model Number”.
3. Any special service required.

Note: • The ☐ indicates that a choice is required.
- The absence of the ☐ indicates that no choice is required.
- Alpha-numeric characters in place of ☐ indicate that no other alternatives are available.

HOW TO BUILD A MODEL NUMBER

Ⓐ Select basic model.

Ⓑ Select edge style.

BN	- Flat vinyl T-edge
74P	- 74P edge
EP	- Elliptical postformed edge
PF	- Postformed edge

Ⓒ Select transition direction.

L	- Left
R	- Right

Transition direction is determined from the originating 24” or 30” basic or keyboard pad worksurface. When ordering an End-of-Run worksurface, the adjoining worksurface must have a transitional leg. Order a right or left transitional.

Ⓓ Select height.

7	- 27” high
9	- 29” High

Ⓔ Select horizontal wireway.
Add upcharge to unit price for WW option.

NW	- No horizontal wireway
WW	- Wireway

Ⓕ Select frame style.
Add upcharge to unit price for WF option.

WB	- w/ Beam
WM	- w/ Modesty panel
WF	- w/ Full modesty panel

See pricing column for full modesty panel upcharge.
w/ Full modesty panel (available on 29” high only)

Ⓖ Select grommet option.
Grommets are required for overhead cabinet.

OGN	- No worksurface grommet
OGY	- Yes worksurface grommet

Grommets can be used for wire pass-through.

Ⓗ Select paint color.
Refer to the **Product Color Options** page in this price list.

Ⓘ Select insert color.
Refer to the **Product Color Options** page in this price list.
Insert color also includes horizontal wireway (WW) if selected.

Ⓙ Select laminate surface.
Refer to the **Product Color Options** page in this price list.

Ⓚ Select edge color.
Refer to the **Product Color Options** page in this price list.
Edge color offerings are based on edge style selections.

Ⓛ Select grommet color.
Refer to the **Product Color Options** page in this price list.

FINISH INFORMATION

Additional Laminate Offering
Additional laminates beyond KI standard offering, are available with two weeks extended leadtime.
To specify additional laminates, use these designators followed by the supplier’s color/pattern code:

Formica - LF/supplier’s color pattern code
Nevamar - LN/supplier’s color pattern code
Wilsonart - LW/supplier’s color pattern code

KI’s standard laminate finish is the supplier’s recommended finish for that color/pattern.
Note: Nonstandard laminates from these suppliers (example: textured laminates) require a Product Modification Request.
Contact customer service for details.

SPECIAL SERVICES

Special Carton Marking

With specially marked information	N/C

Shipping
Ships **knocked down, FOB Manitowoc, WI 54220, freight prepaid.** Freight class 70.

Specifications and prices are subject to change without prior notice.

WorkZone® Worksurfaces
Accessories and Worksurface Connectors

WorkZone® Worksurfaces
Accessories and Worksurface Connectors

	MODEL	Size	D x W	MODEL NUMBER Basic Model	MODEL NUMBER Paint Color	Approx. Packaged Weight	Delivered Pricing
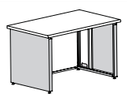 WFEP	**Full Leg End Panel** • Single end panel • Non-handed works as either left or right-handed • Attaches over existing desk leg		24 x 29”	WBW24FEP	□□	3.0#	$ 132
			30 x 29”	WBW30FEP	□□	4.0#	142
 HRDPT	**Guest Modesty Panel** • Can be used on any peninsula or square shoe other than WorkZone® Instruct® Desk • Non-handed works as either left or right-handed	For 60”	9 x 50”	WZMP60	□□	3.0#	$ 125
		66”	9 x 56”	WZMP66	□□	3.5#	144
		72”	9 x 62”	WZMP72	□□	4.0#	158
		84”	9 x 74”	WZMP84	□□	4.5#	161
HRDPT	**Worksurface Height Change Connectors** • Attaches 27” - 29” high worksurfaces • Can’t be used with “T6” option			87.4624	□□	2.0#	$ 29
				Ⓐ	Ⓑ		

HOW TO ORDER

Indicate the following information on order form:
1. Quantity of each item.
2. Model number, including options. See “How To Build a Model Number”.
3. Any special service required.

Note: • The □ indicates that a choice is required.
- The absence of the □ indicates that no choice is required.
- Alpha-numeric characters in place of □ indicate that no other alternatives are available.

HOW TO BUILD A MODEL NUMBER

Ⓐ Select basic model.

Ⓑ Select paint color.
Refer to the **Product Color Options** page in this price list.

SPECIAL SERVICES

Special Carton Marking

With specially marked information	N/C

Shipping

Ships **knocked down, FOB Manitowoc, WI 54220, freight prepaid.** Freight class 70.

Specifications and prices are subject to change without prior notice.

WorkZone® Components
General information



Universal Overhead Cabinet (WZUS)



Balance Overhead Cabinet (BLCS)



Privacy Screens (WZP)

Features			
Solid color/translucent door		•	
Fabric door	•	•	
Laminate door	•	•	
Steel Door	•		
Fully assembled		•	
Task light	•	•	
Hanging tackboard	•	•	
Hanging tool rail	•	•	
Fabric covered screen			•
Field installable			

BLCS, BLCL, BLCF Models:

Overhead Width	Door Overhang In Open Position	No. Of Doors	Inside Width of Ovehead	Dimension Between Side Sets at Worksurface
30"	3"	1	27 3/4"	27"
36"	3"	1	33 3/4"	33"
42"	3"	1	39 3/4"	39"
48"	3"	1	45 3/4"	45"
54"	3"	1	51 3/4"	51"
60"	3"	1	57 3/4"	57"
66"	3"	2	2 x 27 3/4"	2 x 28"
72"	3"	2	2 x 33 3/4"	2 x 34"

Overall height from worksurface to top of overhead is 36".
Overhead top slants upward 1" from the back to the door.
Overhead allosw for 19 1/2" clearance from worksurface to underside of shelf.

WZUS, WZUF, WZUL Models:

Overhead Width	Door Overhang In Open Position	No. Of Doors	Inside Width of Overhead	Dimension Between Side Sets at Worksurface
30"	4"	1	29 1/2"	27"
36"	4"	1	35 1/2"	33"
42"	4"	1	41 1/2"	39"
48"	4"	1	47 1/2"	45"
54"	4"	1	53 1/2"	51"
60"	4"	1	59 1/2"	57"
66"	4"	2	1 x 29 1/2" 1 x 35 1/2"	1 x 28" 1 X 34"
72"	4"	2	2 x 35 1/2"	2 x 34"

Overall height from worksurface to top of overhead is 36".
Overhead allows for 19 1/2" clearance from worksurface to underside fo shelf.

SPECIFICATIONS

Universal Overhead Cabinets
Overhead storage shall consist of overhead cabinet(s) and shelves. Overhead storage shall attach to worksurface with two overhead support stanchions for 30", 36", 42", 48", 54" and 60" sizes. Three overhead support stanchions for 66" and 72" sizes. 66"overheads shall consist of a 30" and 36" overhead combination. 72" overheads shall consist of a pair of 36" overheads.

Shelf dividers shall be powder-coated steel with installation and removal accomplished without the use of tools or fasteners.

Universal overheads and shelves shall be 17" high and shall have 19-1/2" clearance between the worksurface and the bottom of shelf. Overhead doors shall be available with painted steel, fabric, laminate, or veneer, with a Polypropylene extrusion handle. Locks shall be randomly assigned or keyed per customer requests. The end panels shall be constructed of 14-gauge steel and have self-locking mounting tabs formed into the back edge. The shelf, back, and top shall be constructed from 18-gauge steel.

Balance® Overhead Cabinets
Overhead storage shall consist of overhead cabinet. Overhead storage shall attach to worksurface with two overhead support stanchions for 30", 36", 42", 48", 54", 60", 66" and 72" sizes.

Shelf dividers shall be powder-coated steel with installation and removal accomplished without the use of tools or fasteners.

Balance® overheads shall be 17" high and have 19-1/2" clearance between the worksurface and the bottom of shelf. The upper door shall be available in colored or translucent extruded rigid Polypropylene with spatter-coat finish, fabric, or laminate applied. The overall door thickness shall be 3/8". The lower door shall be an aluminum extrusion and be ergonomic in design. A center lock mechanism shall be utilized between the upper and the lower doors for security. The overhead doors shall be effortlessly operated from either a seated or standing position through use of the upper or lower door. The upper door and lower door shall be synchronized in motion through the use of two 10-gauge linkages. The doors shall be assisted with two extension springs and require less than 5 pounds of force to operate. The upper door shall open over the outside of the case.

Privacy Screens (WZPR)
Two or three 1/8" cold rolled steel brackets, sandwiched between two 1/2" Gypsum boards joined together with industrial adhesive. The screens attach to the back of the worksurface with fasteners. Steel splice plates are used to align adjoining screens. Privacy screen is 19-1/2" high above worksurface.

Key Options
There are various key options available depending on the component model. The key alike option (KA) allows multiple components of a workstation to be keyed alike. The lock number can be specified. The key standard option (KS) allows each component to have its own randomly selected key number shipped with the individual component. The no lock core option (NLC) provides more flexibility in keying workstations alike. All locks and keys for the individual components specified with no lock core will be packaged separately from the components. The location of the lock core and corresponding numbered key will be determined upon installation.

Fabric
Fabric will be applied as swatched by the fabric manufacturer. Fabric that is required to be applied differently than is swatched will need a Product Modification Request written specifying the direction the fabric is to be applied.

INFORMATION

Warranty
Refer to KI Terms & Conditions document or visit ki.com

WorkZone® Components
Universal Overhead Storage

WorkZone® Components
Universal Overhead Storage

	MODEL	W x H x D	MODEL NUMBER: Basic Model	Assembly	Overhead Type	Paint Color	Insert Color	Lock Option	Lock Color	Approx. Packaged Weight	Delivered Pricing
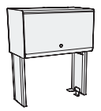 WZUS	**Universal Overhead Cabinet with Steel Door** • The KI Universal Overhead allows users the option to interchange from a WorkZone® desk mount solution to a KI office panel system • Steel end panels, bottom, top shelf, and door with powder-coated finish • Double bit lock is included with key alike option • Door stores recessed with handle exposed • Shelf depth is 13-1/4” • 66” overhead has one 30” door and one 36” door with a support offset 3” from the center of the worksurface • 72” overhead has 36” doors and middle support upright • For use with fixed height worksurfaces • Concealed vertical wire management • Secured to steel legs by concealed mounting brackets • Accepts shelf divider • 66” and 72” wide overhead are not available on WorkZone® frames with beams	30 x 16-1/2 x 14-1/2”	WZUS30	□	□□□	□□	□□	□□□	□□□	72.0#	$ 1120
		36 x 16-1/2 x 14-1/2”	WZUS36	□	□□□	□□	□□	□□□	□□□	81.0#	1148
		42 x 16-1/2 x 14-1/2”	WZUS42	□	□□□	□□	□□	□□□	□□□	88.0#	1179
		48 x 16-1/2 x 14-1/2”	WZUS48	□	□□□	□□	□□	□□□	□□□	99.0#	1204
		54 x 16-1/2 x 14-1/2”	WZUS54	□	□□□	□□	□□	□□□	□□□	106.0#	1356
		60 x 16-1/2 x 14-1/2”	WZUS60	□	□□□	□□	□□	□□□	□□□	115.0#	1422
		66 x 16-1/2 x 14-1/2”	WZUS66	□	□□□	□□	□□	□□□	□□□	135.0#	2032
		72 x 16-1/2 x 14-1/2”	WZUS72	□	□□□	□□	□□	□□□	□□□	156.0#	2061
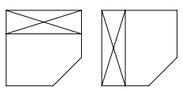 OCR OCL	**OCR-OCL** • OCR = Overhead right OCL = Overhead left										

Ⓐ Ⓑ Ⓒ Ⓓ Ⓔ Ⓕ Ⓖ

HOW TO ORDER

Indicate the following information on order form:
1. Quantity of each item.
2. Model number, including options. See “How To Build a Model Number”.
3. Any special service required.

Note: • The □ indicates that a choice is required.
- The absence of the □ indicates that no choice is required.
- Alpha-numeric characters in place of □ indicate that no other alternatives are available.

HOW TO BUILD A MODEL NUMBER

Ⓐ Select basic model.

Ⓑ Select assembly option.

U	- Unassembled
F	- Fully assembled; add $176

Ⓒ Select overhead type.

OS	- Overhead standard
OCL	- Corner overhead left
OCR	- Corner overhead right

Ⓓ Select paint color.
Refer to the **Product Color Options** page in this price list.

Ⓔ Select insert color.
Refer to the **Product Color Options** page in this price list.

Ⓕ Select lock option.
Grommets are required for overhead cabinet

KA	- Key alike
KS	- Key standard
NLC	- No lock core

Ⓖ Select lock color.
Refer to the **Product Color Options** page in this price list.

SPECIAL SERVICES

Special Carton Marking

With specially marked information	N/C

Shipping

Ships **knocked down, FOB Manitowoc, WI 54220, freight prepaid.** Freight class 70.

Specifications and prices are subject to change without prior notice.

WorkZone® Components
Universal Overhead Storage

WorkZone® Components
Universal Overhead Storage

	MODEL	W x H x D	MODEL NUMBER: Basic Model	Assembly	Overhead Type	Paint Color	Insert Color	Laminate Color	Lock Option	Lock Color	Approx. Packaged Weight	Delivered Pricing
 WZUL	**Universal Overhead Cabinet with Laminate Door** • The KI Universal Overhead allows users the option to interchange from a WorkZone® desk mount solution to a KI office panel system • Steel end panels, bottom and top shelf with powder-coated finish • High-pressure laminate on particleboard door • Double bit lock is included with key alike option • End panel bracket design prevents accidental dislodging of components • Shelf depth is 13-1/4” • Door stores recessed with handle exposed • 66” overhead has one 30” door and one 36” door with a support offset 3” from the center of the worksurface • 72” overhead has 36” doors and middle support upright • For use with fixed height worksurfaces • Concealed vertical wire management • Secured to steel legs by concealed mounting brackets • 66” and 72” wide overhead are not available on WorkZone® frames with beams	30 x 16-1/2 x 14-1/2”	WZUL30	☐	☐☐☐	☐☐	☐☐	☐☐☐	☐☐☐	☐☐☐	73.0#	$ 1208
		36 x 16-1/2 x 14-1/2”	WZUL36	☐	☐☐☐	☐☐	☐☐	☐☐☐	☐☐☐	☐☐☐	81.0#	1260
		42 x 16-1/2 x 14-1/2”	WZUL42	☐	☐☐☐	☐☐	☐☐	☐☐☐	☐☐☐	☐☐☐	89.0#	1309
		48 x 16-1/2 x 14-1/2”	WZUL48	☐	☐☐☐	☐☐	☐☐	☐☐☐	☐☐☐	☐☐☐	99.0#	1355
		54 x 16-1/2 x 14-1/2”	WZUL54	☐	☐☐☐	☐☐	☐☐	☐☐☐	☐☐☐	☐☐☐	107.0#	1492
		60 x 16-1/2 x 14-1/2”	WZUL60	☐	☐☐☐	☐☐	☐☐	☐☐☐	☐☐☐	☐☐☐	116.0#	1560
		66 x 16-1/2 x 14-1/2”	WZUL66	☐	☐☐☐	☐☐	☐☐	☐☐☐	☐☐☐	☐☐☐	137.0#	2247
		72 x 16-1/2 x 14-1/2”	WZUL72	☐	☐☐☐	☐☐	☐☐	☐☐☐	☐☐☐	☐☐☐	157.0#	2302
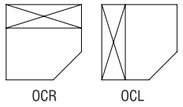 OCR OCL	**OCR-OCL** • OCR = Overhead right OCL = Overhead left											
			Ⓐ	Ⓑ	Ⓒ	Ⓓ	Ⓔ	Ⓕ	Ⓖ	Ⓗ		

HOW TO ORDER

Indicate the following information on order form:
1. Quantity of each item.
2. Model number, including options. See “How To Build a Model Number”.
3. Any special service required.

Note: • The ☐ indicates that a choice is required.
- The absence of the ☐ indicates that no choice is required.
- Alpha-numeric characters in place of ☐ indicate that no other alternatives are available.

HOW TO BUILD A MODEL NUMBER

Ⓐ Select basic model.

Ⓑ Select assembly option.

U	- Unassembled
F	- Fully assembled; add $176

Ⓒ Select overhead type.

OS	- Overhead standard
OCL	- Corner overhead left
OCR	- Corner overhead right

Ⓓ Select paint color.
Refer to the **Product Color Options** page in this price list.

Ⓔ Select insert color.
Refer to the **Product Color Options** page in this price list.

Ⓕ Select laminate surface.
Refer to the **Product Color Options** page in this price list.

Ⓖ Select lock option.
Grommets are required for overhead cabinet

KA	- Key alike
KS	- Key standard
NLC	- No lock core

Ⓗ Select lock color.
Refer to the **Product Color Options** page in this price list.

FINISH INFORMATION

Additional Laminate Offering
Additional laminates beyond KI standard offering, are available with two weeks extended leadtime. To specify additional laminates, use these designators followed by the supplier’s color/pattern code:

Formica - LF/supplier’s color pattern code
Nevamar - LN/supplier’s color pattern code
Wilsonart - LW/supplier’s color pattern code

KI’s standard laminate finish is the supplier’s recommended finish for that color/pattern.
Note: Nonstandard laminates from these suppliers (example: textured laminates) require a Product Modification Request.
Contact customer service for details.

SPECIAL SERVICES

Special Carton Marking

With specially marked information	N/C

Shipping
Ships **knocked down, FOB Manitowoc, WI 54220, freight prepaid.** Freight class 70.

Specifications and prices are subject to change without prior notice.

WorkZone® Components
Universal Overhead Storage

KI

WorkZone® Components
Universal Overhead Storage

	MODEL	W x H x D	MODEL NUMBER: Basic Model	Assembly	Overhead Type	Paint Color	Insert Color	Fabric Color	Lock Option	Lock Color	Approx. Packaged Weight	Delivered Pricing Fabric Grade 1 & C.O.M.	Delivered Pricing Fabric Grade 2	Delivered Pricing Fabric Grade 3 & Pallas Vertical Fabric Grade PV	Delivered Pricing Pallas Vertical Fabric Grade PV1	Delivered Pricing Pallas Vertical Fabric Grade PV2
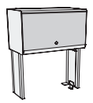 WZUF	**Universal Overhead Cabinet with Fabric Door** • The KI Universal Overhead allows users the option to interchange from a WorkZone® desk mount solution to a KI office panel system • Steel end panels, bottom and top shelf with powder-coated finish • Fabric-covered door • Double bit lock is included with key alike option • End panel bracket design prevents accidental dislodging of components • Shelf depth is 13-1/4” • Door stores recessed with handle exposed • 66” overhead has one 30” door and one 36” door with a support offset 3” from the center of the worksurface • 72” overhead has 36” doors and middle support upright • For use with fixed height worksurfaces • Concealed vertical wire management • Secured to steel legs by concealed mounting brackets • Accepts shelf divider • 66” and 72” wide overhead are not available on WorkZone® frames with beams	30 x 16-1/2 x 14-1/2”	WZUF30	☐	☐☐☐	☐☐	☐☐	☐☐☐☐	☐☐☐	☐☐☐	73.0#	$ 1215	$ 1225	$ 1255	$ 1278	$ 1302
		36 x 16-1/2 x 14-1/2”	WZUF36	☐	☐☐☐	☐☐	☐☐	☐☐☐☐	☐☐☐	☐☐☐	81.0#	1254	1264	1289	1315	1342
		42 x 16-1/2 x 14-1/2”	WZUF42	☐	☐☐☐	☐☐	☐☐	☐☐☐☐	☐☐☐	☐☐☐	89.0#	1279	1293	1319	1344	1372
		48 x 16-1/2 x 14-1/2”	WZUF48	☐	☐☐☐	☐☐	☐☐	☐☐☐☐	☐☐☐	☐☐☐	99.0#	1315	1328	1353	1381	1406
		54 x 16-1/2 x 14-1/2”	WZUF54	☐	☐☐☐	☐☐	☐☐	☐☐☐☐	☐☐☐	☐☐☐	107.0#	1469	1489	1514	1545	1575
		60 x 16-1/2 x 14-1/2”	WZUF60	☐	☐☐☐	☐☐	☐☐	☐☐☐☐	☐☐☐	☐☐☐	116.0#	1537	1550	1582	1612	1643
		66 x 16-1/2 x 14-1/2”	WZUF66	☐	☐☐☐	☐☐	☐☐	☐☐☐☐	☐☐☐	☐☐☐	136.0#	2232	2253	2301	2342	2388
		72 x 16-1/2 x 14-1/2”	WZUF72	☐	☐☐☐	☐☐	☐☐	☐☐☐☐	☐☐☐	☐☐☐	157.0#	2267	2290	2338	2380	2428
 OCR  OCL	**OCR-OCL** • OCR = Overhead right OCL = Overhead left															

Ⓐ Ⓑ Ⓒ Ⓓ Ⓔ Ⓕ Ⓖ Ⓗ

HOW TO ORDER

Indicate the following information on order form:
1. Quantity of each item.
2. Model number, including options. See “How To Build a Model Number”.
3. Any special service required.

Note: • The ☐ indicates that a choice is required.
- The absence of the ☐ indicates that no choice is required.
- Alpha-numeric characters in place of ☐ indicate that no other alternatives are available.

HOW TO BUILD A MODEL NUMBER

Ⓐ Select basic model.

Ⓑ Select assembly option.

U	- Unassembled
F	- Fully assembled; add $176

Ⓒ Select overhead type.

OCL	- Corner overhead left
OCR	- Corner overhead right
OS	- Overhead standard

Ⓓ Select paint color.
Refer to the **Product Color Options** page in this price list.

Ⓔ Select insert color.
Refer to the **Product Color Options** page in this price list.

Ⓕ Select fabric.
Refer to **ki.com/fabrics**

Ⓖ Select lock option.

Grommets are required for overhead cabinet

KA	- Key alike
KS	- Key standard
NLC	- No lock core

Ⓗ Select lock color.
Refer to the **Product Color Options** page in this price list.

SPECIAL SERVICES

Special Carton Marking

With specially marked information N/C

Shipping

Ships **knocked down, FOB Manitowoc, WI 54220, freight prepaid.** Freight class 70.

Specifications and prices are subject to change without prior notice.

WorkZone® Components
Universal Overhead Storage

WorkZone® Components
Universal Overhead Storage

	MODEL	W x H x D	MODEL NUMBER Basic Model	Overhead Type	Paint Color	Insert Color	Approx. Packaged Weight	Delivered Pricing
 WUSS	**Universal Shelf** • The KI Universal Shelf allows users the option to interchange from a WorkZone® desk mount solution to a KI office panel system • Powder-coated steel end panels and bottom shelf • Accepts shelf dividers • End bracket design prevents accidental dislodging of components • Shelf depth is 13-1/4” • Concealed vertical wire management • Secured to steel legs by concealed mounting brackets • Field installable to compatible WorkZone® surfaces • 66” overhead has one 30” door and one 36” door with a support offset 3” from the center of the worksurface • 72” shelf consists of two 36” shelves supported by middle upright • 66” and 72” wide overhead are not available on WorkZone® frames with beams	30 x 16-1/2 x 13-1/4”	WUSS30	□□□	□□	□□	63.0#	$ 797
		36 x 16-1/2 x 13-1/4”	WUSS36	□□□	□□	□□	69.0#	815
		42 x 16-1/2 x 13-1/4”	WUSS42	□□□	□□	□□	76.0#	830
		48 x 16-1/2 x 13-1/4”	WUSS48	□□□	□□	□□	85.0#	845
		54 x 16-1/2 x 13-1/4”	WUSS54	□□□	□□	□□	90.0#	885
		60 x 16-1/2 x 13-1/4”	WUSS60	□□□	□□	□□	99.0#	906
		66 x 16-1/2 x 13-1/4”	WUSS66	□□□	□□	□□	116.0#	1365
		72 x 16-1/2 x 13-1/4”	WUSS72	□□□	□□	□□	133.0#	1381
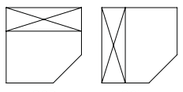 OCR OCL	**OCR-OCL** • OCR = Overhead right OCL = Overhead left							

Ⓐ Ⓑ Ⓒ Ⓓ

HOW TO ORDER

Indicate the following information on order form:
1. Quantity of each item.
2. Model number, including options. See “How To Build a Model Number”.
3. Any special service required.

Note: • The □ indicates that a choice is required.
- The absence of the □ indicates that no choice is required.
- Alpha-numeric characters in place of □ indicate that no other alternatives are available.

HOW TO BUILD A MODEL NUMBER

Ⓐ Select basic model.

Ⓑ Select overhead type.

OS	- Overhead standard
OCL	- Corner overhead left
OCR	- Corner overhead right

Ⓒ Select paint color.
Refer to the **Product Color Options** page in this price list.

Ⓓ Select insert color.
Refer to the **Product Color Options** page in this price list.

SPECIAL SERVICES

Special Carton Marking

With specially marked information	N/C

Shipping
Ships **knocked down, FOB Manitowoc, WI 54220, freight prepaid.** Freight class 70.

Specifications and prices are subject to change without prior notice.

WorkZone® Components
Universal Overhead Storage

WorkZone® Components
Universal Overhead Storage

	MODEL	W x H	MODEL NUMBER: Basic Model	MODEL NUMBER: Paint Color	Approx. Packaged Weight	Delivered Pricing
	**Universal Shelf** • Steel shelf dividers with powder-coated finish • Fits shelves and cabinet: WUSS, WZUS, WZUF and WZUL	7-1/4 x 11-1/2"	NSD	□□	1.0#	$ 35
HRDPT			Ⓐ	Ⓑ		

HOW TO ORDER

Indicate the following information on order form:
1. Quantity of each item.
2. Model number, including options. See “How To Build a Model Number”.
3. Any special service required.

Note: • The □ indicates that a choice is required.
- The absence of the □ indicates that no choice is required.
- Alpha-numeric characters in place of □ indicate that no other alternatives are available.

HOW TO BUILD A MODEL NUMBER

Ⓐ Select basic model.

Ⓑ Select paint color.
Refer to the **Product Color Options** page in this price list.

SPECIAL SERVICES

Special Carton Marking

With specially marked information	N/C

Shipping

Ships **knocked down, FOB Manitowoc, WI 54220, freight prepaid.** Freight class 70.

Specifications and prices are subject to change without prior notice.

WorkZone® Components
LED Task Lights

WorkZone® Components
LED Task Lights

	MODEL	W	MODEL NUMBER Basic Model	Approx. Packaged Weight	Delivered Pricing
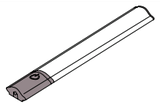 HRDPT	**Single Unit - Overhead LED Task Light** • Attaches to the bottom of overhead storage cabinets or shelving • Task lights are specified by the cabinet width to which they are attached. See "INFORMATION" at bottom of price list page for sizing chart. • Slim profile mounts effortlesly via magnets or screw-in bracket • Attachment hardware included • Touch and hold dimmability with last-state memory • Silver anodized aluminum body/black plastic end caps • 9' power supply • Includes 2 cord managers	12"	LEDTK.12.SGL.GN	1.2#	$ 147
		17"	LEDTK.17.SGL.GN	1.6#	188
		31"	LEDTK.31.SGL.GN	2.1#	230
		44"	LEDTK.44.SGL.GN	2.3#	264
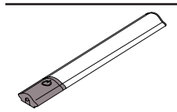 HRDPT	**Starter Unit - Overhead LED Task Light** • Attaches to the bottom of overhead storage cabinets or shelving • Task lights are specified by the cabinet width to which they are attached. See "INFORMATION" below for sizing chart. • Slim profile mounts effortlesly via magnets or screw-in bracket • Attachment hardware included • Touch and hold dimmability with last-state memory • Silver anodized aluminum body/black plastic end caps • Daisy chain with Adder units • 11' power supply • Includes 2 cord managers • Refer to Interlinking Combination table below for optimal performance of daisy chained fixtures	12"	LEDTK.12.DCP.GN	1.2#	$ 192
		17"	LEDTK.17.DCP.GN	1.6#	240
		31"	LEDTK.31.DCP.GN	2.1#	283
		44"	LEDTK.44.DCP.GN	2.3#	321

Ⓐ

HOW TO ORDER

Indicate the following information on order form:
1. Quantity of each item.
2. Model number, including options. See "How To Build a Model Number".
3. Any special service required.

Note: • The ☐ indicates that a choice is required.
- The absence of the ☐ indicates that no choice is required.
- Alpha-numeric characters in place of ☐ indicate that no other alternatives are available.

HOW TO BUILD A MODEL NUMBER

Ⓐ Select basic model.

INFORMATION

LED TASK LIGHT CABINET WIDTH

Cabinet Width	Light Width
24"	12" or 17"
30"	17"
36"	17"
42"	31"
48"	31"
54"	44"
60"	44"
66"	44"
72"	44"

INTERLOCKING SPECIFICATIONS

INTERLINKING COMBINATIONS (DAISY CHAIN)

# of 12"	# of 17"	# of 31"	# of 44"
6	0	0	0
5	1	0	0
5	0	0	0
4	2	0	0
4	1	0	0
4	0	1	0
4	0	0	0
3	2	0	0
3	1	1	0
3	1	0	0
3	0	1	0
3	0	0	1
3	0	0	0
2	3	0	0
2	2	1	0
2	1	1	0
2	0	2	0
2	0	0	1

INTERLOCKING SPECIFICATIONS

INTERLINKING COMBINATIONS (cont.) (DAISY CHAIN)

# of 12"	# of 17"	# of 31"	# of 44"
1	4	0	0
1	3	0	0
1	2	1	0
1	2	0	1
1	1	1	0
1	1	0	1
0	4	0	0
0	3	1	0
0	3	0	0
0	2	1	0
0	2	0	1
0	1	2	0
0	1	1	1
0	1	0	1
0	0	3	0
0	0	2	0
0	0	1	1
0	0	0	2

SPECIAL SERVICES

Special Carton Marking

With specially marked information N/C

Shipping

Ships **knocked down, FOB Manitowoc, WI 54220, freight prepaid.** Freight class 70.

Specifications and prices are subject to change without prior notice.

WorkZone® Components
LED Task Lights

	MODEL	W	MODEL NUMBER Basic Model	Approx. Packaged Weight	Delivered Pricing
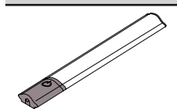 HRDPT	**Adder Unit - Overhead LED Task Light** • Attaches to the bottom of overhead storage cabinets or shelving • Task lights are specified by the cabinet width to which they are attached. See "INFORMATION" below for sizing chart. • Slim profile mounts effortlesly via magnets or screw-in bracket • Attachment hardware included • Touch and hold dimmability with last-state memory • Silver anodized aluminum body/black plastic end caps • Daisy chain with Starter units • 18' jumper cord and connect to starter unit • Includes 2 cord managers • Does not inlcude power supply; must purchase starter unit with power supply • Controlled by the on/off/dimmer of the starter unit • Refer to Interlinking Combination table below for optimal performance of daisy chained fixtures	12"	LEDTK.12.DCA.GN	1.2#	$ 95
		17"	LEDTK.17.DCA.GN	1.6#	109
		31"	LEDTK.31.DCA.GN	2.1#	152
		44"	LEDTK.44.DCA.GN	2.3#	188
			Ⓐ		

HOW TO ORDER

Indicate the following information on order form:
1. Quantity of each item.
2. Model number, including options. See "How To Build a Model Number".
3. Any special service required.

Note: • The ☐ indicates that a choice is required.
- The absence of the ☐ indicates that no choice is required.
- Alpha-numeric characters in place of ☐ indicate that no other alternatives are available.

HOW TO BUILD A MODEL NUMBER

Ⓐ Select basic model.

INFORMATION

LED TASK LIGHT CABINET WIDTH

Cabinet Width	Light Width
24"	12" or 17"
30"	17"
36"	17"
42"	31"
48"	31"
54"	44"
60"	44"
66"	44"
72"	44"

INTERLOCKING SPECIFICATIONS

INTERLINKING COMBINATIONS
(DAISY CHAIN)

# of 12"	# of 17"	# of 31"	# of 44"
6	0	0	0
5	1	0	0
5	0	0	0
4	2	0	0
4	1	0	0
4	0	1	0
4	0	0	0
3	2	0	0
3	1	1	0
3	1	0	0
3	0	1	0
3	0	0	1
3	0	0	0
2	3	0	0
2	2	1	0
2	1	1	0
2	0	2	0
2	0	0	1

INTERLOCKING SPECIFICATIONS

INTERLINKING COMBINATIONS (cont.)
(DAISY CHAIN)

# of 12"	# of 17"	# of 31"	# of 44"
1	4	0	0
1	3	0	0
1	2	1	0
1	2	0	1
1	1	1	0
1	1	0	1
0	4	0	0
0	3	1	0
0	3	0	0
0	2	1	0
0	2	0	1
0	1	2	0
0	1	1	1
0	1	0	1
0	0	3	0
0	0	2	0
0	0	1	1
0	0	0	2

SPECIAL SERVICES

Special Carton Marking

With specially marked information	N/C

Shipping

Ships **knocked down, FOB Manitowoc, WI 54220, freight prepaid.** Freight class 70.

Specifications and prices are subject to change without prior notice.

WorkZone® Components
Balance® Overhead Storage

WorkZone® Components
Balance® Overhead Storage

	MODEL	W	MODEL NUMBER: Basic Model	Overhead Type	Cabinet Paint Color	Insert Color	Upper Door Solid Color	Lock Option	Lock Color	Approx. Packaged Weight	Delivered Pricing
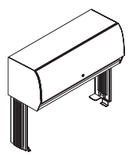 WZBO	**Balance® Overhead Cabinet with Solid Color Upper Door** • Stanchions and mounting brackets included • The KI Balance® Overhead allows users the option to interchange from a Work-Zone® desk mount solution to a KI office panel system • Colored or translucent extruded polypro-pylene door • Painted cabinet and lower door • Shelf dividers available separately • Cabinet is fully assembled • Door stores above top of cabinet	30”	BLCS30/WZ	□□□	□□	□□	□□□	□□□	□□□	52.0#	$ 1716
		36”	BLCS36/WZ	□□□	□□	□□	□□□	□□□	□□□	52.0#	1755
		42”	BLCS42/WZ	□□□	□□	□□	□□□	□□□	□□□	58.0#	1793
		48”	BLCS48/WZ	□□□	□□	□□	□□□	□□□	□□□	64.0#	1880
		54”	BLCS54/WZ	□□□	□□	□□	□□□	□□□	□□□	70.0#	1961
		60”	BLCS60/WZ	□□□	□□	□□	□□□	□□□	□□□	78.0#	1988
		66”	BLCS66D/WZ	□□□	□□	□□	□□□	□□□	□□□	91.0#	3160
		72”	BLCS72D/WZ	□□□	□□	□□	□□□	□□□	□□□	104.0#	3202
 OCR OCL	**OCR-OCL** • OCR = Overhead right OCL = Overhead left										

Ⓐ Ⓑ Ⓒ Ⓓ Ⓔ Ⓕ Ⓖ

HOW TO ORDER

Indicate the following information on order form:
1. Quantity of each item.
2. Model number, including options. See “How To Build a Model Number”.
3. Any special service required.

Note: • The □ indicates that a choice is required.
- The absence of the □ indicates that no choice is required.
- Alpha-numeric characters in place of □ indicate that no other alternatives are available.

HOW TO BUILD A MODEL NUMBER

Ⓐ Select basic model.

Ⓑ Select overhead type.

OCL	- Corner overhead left
OCR	- Corner overhead right
OS	- Overhead standard

Ⓒ Select cabinet paint color.
Refer to the **Product Color Options** page in this price list.

Ⓓ Select insert color.
Refer to the **Product Color Options** page in this price list.

Ⓔ Select upper door color.
Refer to the **Product Color Options** page in this price list.

Ⓕ Select lock option.
Grommets are required for overhead cabinet

KA	- Key alike
KS	- Key standard
NLC	- No lock core

Ⓖ Select lock color.
Refer to the **Product Color Options** page in this price list.

SPECIAL SERVICES

Special Carton Marking

With specially marked information	N/C

Shipping

Ships **assembled, FOB Manitowoc, WI 54220, freight prepaid.** Freight class 77.5.

Specifications and prices are subject to change without prior notice.

WorkZone® Components
Balance® Overhead Storage

KI

WorkZone® Components
Balance® Overhead Storage

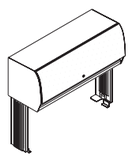

WZBO

MODEL	W	MODEL NUMBER: Basic Model	Overhead Type	Cabinet Paint Color	Insert Color	Laminate Color	Laminate Door Edge Color	Lock Option	Lock Color	Approx. Packaged Weight	Delivered Pricing
Balance® Overhead Cabinet with Laminate Upper Door • Stanchions and mounting brackets included • The KI Balance® Overhead allows users the option to interchange from a WorkZone® desk mount solution to a KI office panel system • Laminate covered upper door • Painted cabinet and lower door • Shelf dividers available separately • Cabinet is fully assembled • Door stores above top of cabinet • 66" and 72" wide overhead are not available on WorkZone® frames with beams	30"	BLCL30/WZ	□□□	□□	□□	□□□	□□□	□□□	□□□	52.0#	$ 2001
	36"	BLCL36/WZ	□□□	□□	□□	□□□	□□□	□□□	□□□	52.0#	2073
	42"	BLCL42/WZ	□□□	□□	□□	□□□	□□□	□□□	□□□	58.0#	2051
	48"	BLCL48/WZ	□□□	□□	□□	□□□	□□□	□□□	□□□	64.0#	2251
	54"	BLCL54/WZ	□□□	□□	□□	□□□	□□□	□□□	□□□	64.0#	2435
	60"	BLCL60/WZ	□□□	□□	□□	□□□	□□□	□□□	□□□	78.0#	2473
	66"	BLCL66D/WZ	□□□	□□	□□	□□□	□□□	□□□	□□□	91.0#	3862
	72"	BLCL72D/WZ	□□□	□□	□□	□□□	□□□	□□□	□□□	104.0#	3937
OCR-OCL • OCR = Overhead right OCL = Overhead left											
		Ⓐ	Ⓑ	Ⓒ	Ⓓ	Ⓔ	Ⓕ	Ⓖ	Ⓗ		

OCR OCL

HOW TO ORDER

Indicate the following information on order form:
1. Quantity of each item.
2. Model number, including options. See "How To Build a Model Number".
3. Any special service required.

Note: • The □ indicates that a choice is required.
- The absence of the □ indicates that no choice is required.
- Alpha-numeric characters in place of □ indicate that no other alternatives are available.

HOW TO BUILD A MODEL NUMBER

Ⓐ Select basic model.

Ⓑ Select overhead type.

OCL	- Corner overhead left
OCR	- Corner overhead right
OS	- Overhead standard

Ⓒ Select cabinet paint color.
Refer to the **Product Color Options** page in this price list.

Ⓓ Select insert color.
Refer to the **Product Color Options** page in this price list.

Ⓔ Select upper door laminate color.
Refer to the **Product Color Options** page in this price list.

Ⓕ Select laminate door edge color.
Refer to the **Product Color Options** page in this price list.

Ⓖ Select lock option.
Grommets are required for overhead cabinet

KA	- Key alike
KS	- Key standard
NLC	- No lock core

Ⓗ Select lock color.
Refer to the **Product Color Options** page in this price list.

FINISH INFORMATION

Additional Laminate Offering
Additional laminates beyond KI standard offering, are available with two weeks extended leadtime. To specify additional laminates, use these designators followed by the supplier's color/pattern code:

Formica - LF/supplier's color pattern code
Nevamar - LN/supplier's color pattern code
Wilsonart - LW/supplier's color pattern code

KI's standard laminate finish is the supplier's recommended finish for that color/pattern.
Note: Nonstandard laminates from these suppliers (example: textured laminates) require a Product Modification Request.
Contact customer service for details.

SPECIAL SERVICES

Special Carton Marking

With specially marked information	N/C

Shipping
Ships **assembled, FOB Manitowoc, WI 54220, freight prepaid.** Freight class 77.5.

Specifications and prices are subject to change without prior notice.

WorkZone® Components
Balance® Overhead Storage

WorkZone® Components
Balance® Overhead Storage

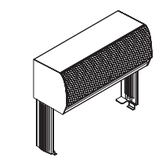

WZBO



OCR



OCL

MODEL	W	MODEL NUMBER: Basic Model (A)	Overhead Type (B)	Cabinet Paint Color (C)	Insert Color (D)	Fabric Color (E)	Lock Option (F)	Lock Color (G)	Approx. Packaged Weight	Delivered Pricing Fabric Grade 1 & C.O.M.	Delivered Pricing Fabric Grade 2	Delivered Pricing Fabric Grade 3 & Pallas Vertical Fabric Grade PV	Delivered Pricing Pallas Vertical Fabric Grade PV1	Delivered Pricing Pallas Vertical Fabric Grade PV2
Balance® Overhead Cabinet with Fabric Upper Door • Stanchions and mounting brackets included • The KI Balance® Overhead allows users the option to interchange from a WorkZone® desk mount solution to a KI office panel system • Fabric covered upper door • Painted cabinet and lower door • Shelf dividers available separately • Cabinet is fully assembled • Door stores above top of cabinet • 66" and 72" wide overhead are not available on WorkZone® frames with beams	30"	BLCF30/WZ	□□□	□□	□□	□□□□	□□□	□□□	46.0#	$ 1810	$ 1825	$ 1846	$ 1877	$ 1904
	36"	BLCF36/WZ	□□□	□□	□□	□□□□	□□□	□□□	52.0#	1846	1858	1887	1917	1941
	42"	BLCF42/WZ	□□□	□□	□□	□□□□	□□□	□□□	58.0#	1886	1898	1928	1955	1986
	48"	BLCF48/WZ	□□□	□□	□□	□□□□	□□□	□□□	64.0#	1975	1988	2016	2048	2078
	54"	BLCF54/WZ	□□□	□□	□□	□□□□	□□□	□□□	70.0#	2110	2123	2159	2188	2223
	60"	BLCF60/WZ	□□□	□□	□□	□□□□	□□□	□□□	78.0#	2135	2148	2180	2217	2250
	66"	BLCF66D/WZ	□□□	□□	□□	□□□□	□□□	□□□	91.0#	3402	3433	3481	3540	3595
	72"	BLCF72D/WZ	□□□	□□	□□	□□□□	□□□	□□□	104.0#	3443	3472	3524	3581	3632
OCR-OCL • OCR = Overhead right OCL = Overhead left														

Ⓐ Ⓑ Ⓒ Ⓓ Ⓔ Ⓕ Ⓖ

HOW TO ORDER

Indicate the following information on order form:
1. Quantity of each item.
2. Model number, including options. See "How To Build a Model Number".
3. Any special service required.

Note: • The □ indicates that a choice is required.
- The absence of the □ indicates that no choice is required.
- Alpha-numeric characters in place of □ indicate that no other alternatives are available.

HOW TO BUILD A MODEL NUMBER

Ⓐ Select basic model.

Ⓑ Select overhead type.

OCL	- Corner overhead left
OCR	- Corner overhead right
OS	- Overhead standard

Ⓒ Select cabinet paint color.
Refer to the **Product Color Options** page in this price list.

Ⓓ Select insert color.
Refer to the **Product Color Options** page in this price list.

Ⓔ Select upper door fabric color.
Refer to **ki.com/fabrics**

Ⓕ Select lock option.
Grommets are required for overhead cabinet

KA	- Key alike
KS	- Key standard
NLC	- No lock core

Ⓖ Select lock color.
Refer to the **Product Color Options** page in this price list.

SPECIAL SERVICES

Special Carton Marking

With specially marked information	N/C

Shipping

Ships **assembled, FOB Manitowoc, WI 54220, freight prepaid.** Freight class 77.5.

Specifications and prices are subject to change without prior notice.

WorkZone® Components
Privacy Screens/Tackboards

WorkZone® Components
Privacy Screens/Tackboards

	MODEL	Features	W x H	MODEL NUMBER Basic Model	Trim Color	Fabric Color	Approx. Packaged Weight	Delivered Pricing Fabric Grade 1 & C.O.M.	Delivered Pricing Fabric Grade 2	Delivered Pricing Fabric Grade 3 & Pallas Vertical Fabric Grade PV	Delivered Pricing Pallas Vertical Fabric Grade PV1	Delivered Pricing Pallas Vertical Fabric Grade PV2
 WZPR	**Basic Privacy Screen/Tackboard** • 1" thick screen upholstered with tackable fabric • Painted steel mounting brackets • Screens available for all worksurfaces and transitional surfaces • Field installable • Provides seated privacy • WZP60 has two 30" privacy screens with connector • WZP66 has a 30" and 36" privacy screens with connector • WZP72 has two 36" privacy screens with connector • Provides 3/4" space between screen and worksurface for cables	Basic	24 x 19"	WZP24	☐☐	☐☐☐☐☐	13.0#	$ 514	$ 528	$ 538	$ 563	$ 591
		Basic	30 x 19"	WZP30	☐☐	☐☐☐☐☐	15.0#	528	541	555	582	606
		Basic	36 x 19"	WZP36	☐☐	☐☐☐☐☐	17.0#	548	561	577	599	629
		Basic	42 x 19"	WZP42	☐☐	☐☐☐☐☐	19.0#	579	592	608	635	664
		Basic	48 x 19"	WZP48	☐☐	☐☐☐☐☐	21.0#	614	627	643	670	705
		Basic	54 x 19"	WZP54	☐☐	☐☐☐☐☐	24.0#	627	643	660	692	722
		Basic	60 x 19"	WZP60	☐☐	☐☐☐☐☐	30.0#	953	981	997	1048	1094
		Basic	66 x 19"	WZP66	☐☐	☐☐☐☐☐	32.0#	965	993	1013	1059	1112
		Basic	72 x 19"	WZP72	☐☐	☐☐☐☐☐	34.0#	976	1011	1026	1076	1126
WZPR	**Corner Privacy Screen/Tackboard** • Features the same as Basic Privacy Screen • Square and rectangle screens come as a set with splice plates • To be used with transitional and stand alone corner worksurfaces	Corner (2 screens)	36 x 19"	WZPC2436	☐☐	☐☐☐☐☐	45.0#	$ 1279	$ 1320	$ 1346	$ 1411	$ 1474
		Corner (2 screens)	42 x 19"	WZPC2442	☐☐	☐☐☐☐☐	34.0#	1325	1366	1393	1457	1527
		Corner (2 screens)	48 x 19"	WZPC3048	☐☐	☐☐☐☐☐	40.0#	1349	1390	1416	1482	1551
				Ⓐ	Ⓑ	Ⓒ						

HOW TO ORDER

Indicate the following information on order form:
1. Quantity of each item.
2. Model number, including options. See "How To Build a Model Number".
3. Any special service required.

Note: • The ☐ indicates that a choice is required.
- The absence of the ☐ indicates that no choice is required.
- Alpha-numeric characters in place of ☐ indicate that no other alternatives are available.

HOW TO BUILD A MODEL NUMBER

Ⓐ Select basic model.

Ⓑ Select trim color.
Refer to the **Product Color Options** page in this price list.

Ⓒ Select fabric.
Refer to **ki.com/fabrics**

SPECIAL SERVICES

Special Carton Marking

With specially marked information N/C

Shipping

Ships **knocked down, FOB Manitowoc, WI 54220, freight prepaid.** Freight class 70.

Specifications and prices are subject to change without prior notice.



Tool Rail (PMTR)



Paper Tray (PLL)



Vertical Storage (PVS)



Pencil Cup (PPC)

Features				
Painted aluminum	•			
Plastic construction		•	•	•
Suspends from tool rail		•	•	•
Field installable	•	•	•	•

SPECIFICATIONS

Tool Rail
Aluminum extrusion tool rail, powder-coated finish. Attaches between overhead uprights. Consists of four slots to accept paper management components. To be used on WZUS,WZUF, WZUL, WUSS, BLCS, BLCL and BLCF models.

Paper Tray
Constructed of injection molded plastic. Tray measures 9-1/2" wide by 2" high by 14" deep and accomodates both letter and legal size documents. Includes three hooks to mount on tool rail.

Vertical Storage
Constructed of injection molded plastic. Holder measures 5" wide by 9" high and 10-1/2" deep. Includes two hooks to mount on tool rail.

Pencil Cup
Constructed of injection molded plastic. Cup measures 4" wide by 3" high by 3-1/2" deep for storage of pens, pencils and highlighters. Includes one hook to mount on tool rail.

Diagonal Storage
Constructed of injection molded plastic. Storage tray consists of three diagonal slats with black dividers to sort files or papers. Tray measures 7" wide by 2-1/2" high by 12-1/2" deep and includes three hooks to mount on tool rail.

Telephone Caddy
Constructed of injection molded plastic. Caddy measures 8-1/2" wide by 2" high by 9-1/2" deep. Includes adjustable rail to accomodate a phone up to 10-3/4" deep. Includes three hooks to mount on tool rail.

Accessory Tray
Constructed of injection molded plastic. Holder measures 9-1/2" wide by 2" high by 10" deep and includes three hooks to mount to tool rail. Tray includes six compartments for storage of supplies.

INFORMATION

ANSI Requirements
All fixed and adjustable tables meet or exceed ANSI/BIFMA 1998 requirements for desk products. The adjustable tables meet the ANSI/HFS 100-1988 standard for adjustability and knee clearance.

ADA Requirements
The tables meet the ADA specification for wheelchair access and height of surfaces.



Diagonal Storage (PDS)



Telephone Caddy (PTC)



Accessory Tray (PAT)

Features			
Plastic construction	•	•	•
Suspends from tool rail	•	•	•
Field installable	•		

INFORMATION

Warranty
Refer to KI Terms & Conditions document or visit ki.com

WorkZone® Accessories
General information



Center Drawer (3CMN)

Features	
Plastic/metal construction	•
Powder-coated finish	•
Field installable	•

SPECIFICATIONS

Letter Tray
20-ga. epoxy powder-coated steel, and plastic molded in color, then painted to assure color match. Steel and plastic joined permanently by sonic welding. Roll formed steel clip for component attachment to tool rail. ID clips included with tray.

Binder Bin
20-ga. epoxy powder-coated steel, and plastic molded in color, then painted to assure color match. Steel and plastic joined permanently by sonic welding. Roll formed steel clip for component attachment to tool rail. ID clips included with tray.

Slanted Storage
24-ga. epoxy powder-coated-steel, and plastic molded in color, then painted to assure color match. Steel and plastic joined permanently by sonic welding. Roll formed steel clip for component attachment to tool rail.

Key Options
There are various key options available depending on the component model. The key alike option (KA) allows multiple components of a workstation to be keyed alike. The lock number can be specified. The key standard option (KS) allows each component to have its own randomly selected key number shipped with the individual component. The no lock core option (NLC) provides more flexibility in keying workstations alike. All locks and keys for the individual components specified with no lock core will be packaged separately from the components. The location of the lock core and corresponding numbered key will be determined upon installation. Keys are P-Series.

INFORMATION

ANSI Requirements
All fixed and adjustable tables meet or exceed ANSI/BIFMA 1998 requirements for desk products. The adjustable tables meet the ANSI/HFS 100-1988 standard for adjustability and knee clearance.

ADA Requirements
The tables meet the ADA specification for wheelchair access and height of surfaces.

INFORMATION

Warranty
Refer to KI Terms & Conditions document or visit ki.com

WorkZone® Accessories
Accessories

	MODEL	Features	H x W	MODEL NUMBER Basic Model	MODEL NUMBER Trim Color	Approx. Packaged Weight	Delivered Pricing
	**Tool Rail**		4-1/2 x 30”	PMTR30	□□	4.0#	$ 165
	• Accommodates paper management components		4-1/2 x 36”	PMTR36	□□	5.0#	172
	• Attaches between overhead uprights. To be used on WZUS, WZUL, WZUF, WUSS, BLCS, BLCL, and BLCF models		4-1/2 x 42”	PMTR42	□□	6.0#	183
HRDPT	• Field installable		4-1/2 x 48”	PMTR48	□□	6.0#	193
	• Painted aluminum construction		4-1/2 x 54”	PMTR54	□□	7.0#	223
	• 66” rail consists of one 30” and one 36” rails with middle support		4-1/2 x 60”	PMTR60	□□	7.0#	243
	• 72” rail consists of two 36” rails with middle support		4-1/2 x 66”	PMTR66	□□	7.0#	252
	• Consists of four slots to accept components		4-1/2 x 72”	PMTR72	□□	8.0#	270
	P-Series Keys	Lock Core/2 Key Set - Black		2.KP20522		0.4#	$ 15
	• Double bit design	Lock Core/2 Key Set - Satin Chrome		2.KP20522.SC		0.4#	15
HRDPT	• Range of 200 different core/key numbers available	Master Key		2.KP20550		0.2#	11
	• Must specify lock number(s) requested when ordering cut key or lock core/key sets	Extractor Key		2.KP20551		0.2#	11
		Blank Key		2.KP20552		0.2#	3
		Cut Key		2.KP20557		0.2#	4
				Ⓐ	Ⓑ		

HOW TO ORDER

Indicate the following information on order form:
1. Quantity of each item.
2. Model number, including options. See “How To Build a Model Number”.
3. Any special service required.

Note: • The □ indicates that a choice is required.
- The absence of the □ indicates that no choice is required.
- Alpha-numeric characters in place of □ indicate that no other alternatives are available.

HOW TO BUILD A MODEL NUMBER

Ⓐ Select basic model.

Ⓑ Select trim color.
Refer to the **Product Color Options** page in this price list.

SPECIAL SERVICES

Special Carton Marking

With specially marked information	N/C

Shipping

Ships **knocked down, FOB Manitowoc, WI 54220, freight prepaid.** Freight class 70.

Specifications and prices are subject to change without prior notice.

WorkZone® Accessories
Paper Management

WorkZone® Accessories
Paper Management

	MODEL	H x W x D	MODEL NUMBER Basic Model	MODEL NUMBER Trim Color	Approx. Packaged Weight	Delivered Pricing
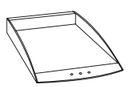	**Paper Tray** • Plastic construction • Stores letter or legal size documents • Suspends from tool rail • Suitable for free-standing worksurface or overhead location	2 x 9-1/2 x 14”	PLL	□□	1.0#	$ 52
HRDPT						
	**Diagonal Storage** • Plastic construction • Suspends only from tool rail • Suitable for free-standing worksurface or overhead location • Three slanted partitions per unit • Dividers in black only	2-1/2 x 7 x 12-1/2”	PDS	□□	4.0#	$ 52
HRDPT						
			Ⓐ	Ⓑ		

HOW TO ORDER

Indicate the following information on order form:
1. Quantity of each item.
2. Model number, including options. See “How To Build a Model Number”.
3. Any special service required.

Note: • The □ indicates that a choice is required.
- The absence of the □ indicates that no choice is required.
- Alpha-numeric characters in place of □ indicate that no other alternatives are available.

HOW TO BUILD A MODEL NUMBER

Ⓐ Select basic model.

Ⓑ Select trim color.
Refer to the **Product Color Options** page in this price list.

SPECIAL SERVICES

Special Carton Marking

With specially marked information	N/C

Shipping

Ships **knocked down, FOB Manitowoc, WI 54220, freight prepaid.** Freight class 70.

Specifications and prices are subject to change without prior notice.

WorkZone® Accessories
Paper Management

WorkZone® Accessories
Paper Management

	MODEL	H x W x D	MODEL NUMBER: Basic Model	MODEL NUMBER: Trim Color	Approx. Packaged Weight	Delivered Pricing
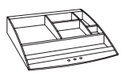 HRDPT	**Accessory Tray** • Injection molded plastic • Stores stamps, tape dispenser, post-it pads and paper clips • Suspends from tool rail	2 x 9-1/2 x 10”	PAT	□□	6.0#	$ 43
 HRDPT	**Pencil Cup** • Injection molded plastic • Suspends from tool rail	4 x 4 x 3-1/2”	PPC	□□	1.0#	$ 43
			Ⓐ	Ⓑ		

HOW TO ORDER

Indicate the following information on order form:
1. Quantity of each item.
2. Model number, including options. See “How To Build a Model Number”.
3. Any special service required.

Note: • The □ indicates that a choice is required.
- The absence of the □ indicates that no choice is required.
- Alpha-numeric characters in place of □ indicate that no other alternatives are available.

HOW TO BUILD A MODEL NUMBER

Ⓐ Select basic model.

Ⓑ Select trim color.
Refer to the **Product Color Options** page in this price list.

SPECIAL SERVICES

Special Carton Marking

With specially marked information	N/C

Shipping

Ships **knocked down, FOB Manitowoc, WI 54220, freight prepaid.** Freight class 70.

Specifications and prices are subject to change without prior notice.

WorkZone® Accessories
Center Drawer

WorkZone® Accessories
Center Drawer

	MODEL	W x D x H	MODEL NUMBER: Basic Model	Trim Color	Key Option	Approx. Packaged Weight	Delivered Pricing
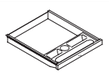 3CMN	**Center Drawer** • Molded plastic construction with compartment trays • Available with key alike	18 x 18 x 2-3/4”	3CMN	□□	□□□	11.0#	$ 206

Ⓐ Ⓑ Ⓒ

HOW TO ORDER

Indicate the following information on order form:
1. Quantity of each item.
2. Model number, including options. See “How To Build a Model Number”.
3. Any special service required.

Note: • The □ indicates that a choice is required.
• The absence of the □ indicates that no choice is required.
• Alpha-numeric characters in place of □ indicate that no other alternatives are available.

HOW TO BUILD A MODEL NUMBER

Ⓐ Select basic model.

Ⓑ Select trim color.
Refer to the **Product Color Options** page in this price list.

Ⓒ Select key option.

KA	- Key alike
KS	- Key standard
NLC	- No lock core

SPECIAL SERVICES

Special Carton Marking

With specially marked information	N/C

Shipping
Ships **knocked down, FOB Manitowoc, WI 54220, freight prepaid.** Freight class 70.

Specifications and prices are subject to change without prior notice.

WorkZone® with Power

KI

WorkZone® with Power

	D x W	MODEL NUMBER Basic Model	Edge Style	P-Up Mod	Ht.	W-Trgh	Elct Opt	Frame Style	Trans. Legs	Grom	Paint Clr	Insrt Clr	Lam Clr	Edge Clr	Grm Clr	P-Up Mod Clr	Approx. Packaged Weight	Flat Vinyl T-Edge (BN)	74P Edge (74P)	Elliptical Postformed Edge (EP)	Postformed Edge (PF)	Wire Trough add to list price	Full Modesty Panel add to list price	T6 add to list price
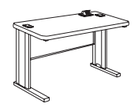 WBWP **WorkZone® w/Power Worksurface**	24 x 30”	WBWD2430	☐☐	☐☐	☐	☐☐	☐☐	☐☐	☐☐	☐☐☐	☐☐	☐☐	☐☐	☐☐	☐☐	☐☐	76.0#	$ 833	$ 870	$ 911	$ 955	$ 278	$ 65	$ 200
	24 x 36	WBWD2436	☐☐	☐☐	☐	☐☐	☐☐	☐☐	☐☐	☐☐☐	☐☐	☐☐	☐☐	☐☐	☐☐	☐☐	83.0#	861	905	947	990	299	78	204
	24 x 42	WBWD2442	☐☐	☐☐	☐	☐☐	☐☐	☐☐	☐☐	☐☐☐	☐☐	☐☐	☐☐	☐☐	☐☐	☐☐	90.0#	897	940	985	1032	315	92	221
	24 x 48”	WBWD2448	☐☐	☐☐	☐	☐☐	☐☐	☐☐	☐☐	☐☐☐	☐☐	☐☐	☐☐	☐☐	☐☐	☐☐	96.0#	929	969	1017	1064	324	105	229
	24 x 54	WBWD2454	☐☐	☐☐	☐	☐☐	☐☐	☐☐	☐☐	☐☐☐	☐☐	☐☐	☐☐	☐☐	☐☐	☐☐	103.0#	955	1005	1049	1100	345	112	236
	30 x 30”	WBWD3030	☐☐	☐☐	☐	☐☐	☐☐	☐☐	☐☐	☐☐☐	☐☐	☐☐	☐☐	☐☐	☐☐	☐☐	83.0#	848	888	931	971	278	65	200
	30 x 36”	WBWD3036	☐☐	☐☐	☐	☐☐	☐☐	☐☐	☐☐	☐☐☐	☐☐	☐☐	☐☐	☐☐	☐☐	☐☐	90.0#	886	929	968	1017	299	78	204
	30 x 42”	WBWD3042	☐☐	☐☐	☐	☐☐	☐☐	☐☐	☐☐	☐☐☐	☐☐	☐☐	☐☐	☐☐	☐☐	☐☐	99.0#	912	956	1005	1049	315	92	221
	30 x 48”	WBWD3048	☐☐	☐☐	☐	☐☐	☐☐	☐☐	☐☐	☐☐☐	☐☐	☐☐	☐☐	☐☐	☐☐	☐☐	107.0#	940	986	1032	1081	324	105	229
	30 x 54”	WBWD3054	☐☐	☐☐	☐	☐☐	☐☐	☐☐	☐☐	☐☐☐	☐☐	☐☐	☐☐	☐☐	☐☐	☐☐	113.0#	969	1018	1066	1116	345	112	236
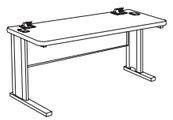 WBWP **WorkZone® w/Power Worksurface**	24 x 60	WBWD2460	☐☐	☐☐	☐	☐☐	☐☐	☐☐	☐☐	☐☐☐	☐☐	☐☐	☐☐	☐☐	☐☐	☐☐	109.0#	$ 989	$ 1037	$ 1086	$ 1139	$ 361	$ 129	$ 526
	24 x 66”	WBWD2466	☐☐	☐☐	☐	☐☐	☐☐	☐☐	☐☐	☐☐☐	☐☐	☐☐	☐☐	☐☐	☐☐	☐☐	116.0#	1020	1068	1117	1170	371	167	547
	24 x 72”	WBWD2472	☐☐	☐☐	☐	☐☐	☐☐	☐☐	☐☐	☐☐☐	☐☐	☐☐	☐☐	☐☐	☐☐	☐☐	123.0#	1049	1100	1153	1208	376	179	562
	30 x 60”	WBWD3060	☐☐	☐☐	☐	☐☐	☐☐	☐☐	☐☐	☐☐☐	☐☐	☐☐	☐☐	☐☐	☐☐	☐☐	120.0#	1009	1052	1103	1158	361	129	526
	30 x 66”	WBWD3066	☐☐	☐☐	☐	☐☐	☐☐	☐☐	☐☐	☐☐☐	☐☐	☐☐	☐☐	☐☐	☐☐	☐☐	127.0#	1033	1084	1133	1188	371	167	547
	30 x 72”	WBWD3072	☐☐	☐☐	☐	☐☐	☐☐	☐☐	☐☐	☐☐☐	☐☐	☐☐	☐☐	☐☐	☐☐	☐☐	133.0#	1064	1113	1167	1223	376	179	562
			Ⓑ	Ⓒ	Ⓓ	Ⓔ	Ⓕ	Ⓖ	Ⓗ	Ⓘ	Ⓙ	Ⓚ	Ⓛ	Ⓜ	Ⓝ	Ⓞ								

HOW TO ORDER

Indicate the following information on order form:
1. Quantity of each item.
2. Model number, including options. See “How To Build a Model Number”.
3. Any special service required.

Note: • The ☐ indicates that a choice is required.
- The absence of the ☐ indicates that no choice is required.
- Alpha-numeric characters in place of ☐ indicate that no other alternatives are available.

HOW TO BUILD A MODEL NUMBER

Ⓐ Select basic model.

Ⓑ Select edge style.

BN	- Flat vinyl T-edge
74P	- 74P edge
EP	- Elliptical postformed edge
PF	- Postformed edge

Ⓒ Select PowerUp® module location.

PUN	- No module
PUL	- Left module; add $148
PUR	- Right module; add $148
PUC	- Center module; add $148
PUB	- Both left and right modules; add $297

PUB option only available on 60”, 66” and 72” wide worksurfaces. PUC option: Overhead storage is not available on 66” or 72” basic WorkZone worksurfaces with center location PowerUp modules.

Ⓓ Select height.

7	- 27” high
9	- 29” High

Ⓔ Select wire trough.
Add upcharge to unit price for WT option.

NT	- No wire trough
WT	- Wire trough

Available in black only.

Ⓕ Select electrical option.
Add upcharge to unit price for T6 option.

NP	- No power
T6	- T6 power

If T6 power is specified, receptacles, jumpers and infeeds are to be specified separately

Ⓖ Select frame style.
Add upcharge to unit price for WF option.

WB	- w/ Beam
WM	- w/ Modesty panel
WF	- w/ Full modesty panel

See pricing column for full modesty panel upcharge.
w/ Full modesty panel (available on 29” high only)

Ⓗ Select location and type of leg.

TS	- Standard legs
TB	- Transition leg (both)
TL	- Transition leg (left)
TR	- Transition leg (right)

Ⓘ Select grommet option.
Grommets are required for overhead cabinet.

OGN	- No worksurface grommet
OGY	- Yes worksurface grommet

Grommets can be used for wire pass-through.

Ⓙ Select paint color.
Refer to the **Product Color Options** page in this price list.

Ⓚ Select insert color.
Refer to the **Product Color Options** page in this price list.
Insert color also includes wire trough (WT) if selected.

Ⓛ Select laminate surface.
Refer to the **Product Color Options** page in this price list.

Ⓜ Select edge color.
Refer to the **Product Color Options** page in this price list.
Edge color offerings are based on edge style selections.

Ⓝ Select grommet color.
Refer to the **Product Color Options** page in this price list.

Ⓞ Select PowerUp® module color.
Refer to the **Product Color Options** page in this price list.

FINISH INFORMATION

Additional Laminate Offering

Additional laminates beyond KI standard offering, are available with two weeks extended leadtime. To specify additional laminates, use these designators followed by the supplier’s color/pattern code:

Formica - LF/supplier’s color pattern code
Nevamar - LN/supplier’s color pattern code
Wilsonart - LW/supplier’s color pattern code

KI’s standard laminate finish is the supplier’s recommended finish for that color/pattern.
Note: Nonstandard laminates from these suppliers (example: textured laminates) require a Product Modification Request.
Contact customer service for details.

SPECIAL SERVICES

Special Carton Marking

With specially marked information	N/C

Shipping

Ships **knocked down, FOB Manitowoc, WI 54220, freight prepaid.** Freight class 70.

Specifications and prices are subject to change without prior notice.

WorkZone® with Power

KI

WorkZone® with Power

	D x W x L	MODEL NUMBER Basic Model	Edge Style	Dr.	P-Up Mod	Ht.	W-Trgh	Elct Opt	Frame Style	Leg	Grom	Paint Clr	Insrt Clr	Lam Clr	Edge Clr	Grm Clr	P-Up Mod Clr	Approx. Packaged Weight	Flat Vinyl T-Edge (BN)	74P Edge (74P)	Wire Trough add to list price	Full Modesty Panel add to list price	T6 add to list price
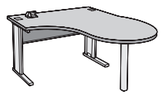 WZWP **"P" Shaped Peninsula Worksurface** • Guest modesty panel (WZMP) may be ordered	24 x 48 x 60"	WZPTD244860	□□	□	□□	9	□□	□□	□□	□□	□□	□□	□□	□□	□□	□□	□□	144.0#	$ 1825	$ 1913	$ 324	$ 105	$ 229
	24 x 48 x 72"	WZPTD244872	□□	□	□□	9	□□	□□	□□	□□	□□	□□	□□	□□	□□	□□	□□	156.0#	1832	1923	324	105	229
	30 x 48 x 72"	WZPTD304872	□□	□	□□	9	□□	□□	□□	□□	□□	□□	□□	□□	□□	□□	□□	160.0#	1843	1931	324	105	229
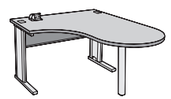 WZWP **Piano Peninsula Worksurface** • Guest modesty panel (WZMP) may be ordered	24 x 48 x 60"	WZPPD244860	□□	□	□□	9	□□	□□	□□	□□	□□	□□	□□	□□	□□	□□	□□	142.0#	$ 1726	$ 1809	$ 324	$ 105	$ 229
	24 x 48 x 72"	WZPPD244872	□□	□	□□	9	□□	□□	□□	□□	□□	□□	□□	□□	□□	□□	□□	154.0#	1736	1825	324	105	229
	30 x 48 x 72"	WZPPD304872	□□	□	□□	9	□□	□□	□□	□□	□□	□□	□□	□□	□□	□□	□□	158.0#	1747	1832	324	105	229
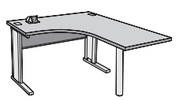 WZWP **Square Shoe Worksurface** • Guest modesty panel (WZMP) may be ordered	24 x 48 x 60"	WZSSD244860	□□	□	□□	9	□□	□□	□□	□□	□□	□□	□□	□□	□□	□□	□□	143.0#	$ 1676	$ 1752	$ 324	$ 105	$ 229
	24 x 48 x 66"	WZSSD244866	□□	□	□□	9	□□	□□	□□	□□	□□	□□	□□	□□	□□	□□	□□	149.0#	1719	1803	324	105	229
	24 x 48 x 72"	WZSSD244872	□□	□	□□	9	□□	□□	□□	□□	□□	□□	□□	□□	□□	□□	□□	155.0#	1736	1824	324	105	229
	24 x 48 x 84"	WZSSD244884	□□	□	□□	9	□□	□□	□□	□□	□□	□□	□□	□□	□□	□□	□□	167.0#	1803	1890	324	105	229
	30 x 48 x 66"	WZSSD304866	□□	□	□□	9	□□	□□	□□	□□	□□	□□	□□	□□	□□	□□	□□	154.0#	1719	1803	324	105	229
	30 x 48 x 72"	WZSSD304872	□□	□	□□	9	□□	□□	□□	□□	□□	□□	□□	□□	□□	□□	□□	160.0#	1736	1824	324	105	229
	30 x 48 x 84"	WZSSD304884	□□	□	□□	9	□□	□□	□□	□□	□□	□□	□□	□□	□□	□□	□□	182.0#	1803	1890	324	105	229

Ⓐ Ⓑ Ⓒ Ⓓ Ⓔ Ⓕ Ⓖ Ⓗ Ⓘ Ⓙ Ⓚ Ⓛ Ⓜ Ⓝ Ⓞ Ⓟ

HOW TO ORDER

Indicate the following information on order form:
1. Quantity of each item.
2. Model number, including options. See "How To Build a Model Number".
3. Any special service required.

Note: • The □ indicates that a choice is required.
• The absence of the □ indicates that no choice is required.
• Alpha-numeric characters in place of □ indicate that no other alternatives are available.

HOW TO BUILD A MODEL NUMBER

Ⓐ Select basic model.

Ⓑ Select edge style.
- **BN** - Flat vinyl T-edge
- **74P** - 74P edge

Ⓒ Select surface direction.
- **L** - Left
- **R** - Right

Ⓓ Select PowerUp® module location.
- **PUN** - No module
- **PUL** - Left module; add $148
- **PUR** - Right module; add $148
- **PUC** - Center module; add $148

Ⓔ Select height.
- **9** - 29" high

Ⓕ Select wire trough.
Add upcharge to unit price for WT option.
- **NT** - No wire trough
- **WT** - Wire trough

Available in black only.

Ⓖ Select electrical option.
Add upcharge to unit price for T6 option.
- **NP** - No power
- **T6** - T6 power

Ⓗ Select frame style.
Add upcharge to unit price for WF option.
- **WM** - w/ Modesty panel
- **WF** - w/ Full modesty panel

See pricing column for full modesty panel upcharge.
w/ Full modesty panel (available on 29" high only)

Ⓘ Select location and type of leg.
- **TS** - Standard legs
- **TB** - Transition leg (both)
- **TL** - Transition leg (left)
- **TR** - Transition leg (right)

Ⓙ Select grommet option.
Grommets are required for overhead cabinet.
- **OGN** - No worksurface grommet
- **OGY** - Yes worksurface grommet

Grommets can be used for wire pass-through.

Ⓚ Select paint color.
Refer to the **Product Color Options** page in this price list.

Ⓛ Select insert color.
Refer to the **Product Color Options** page in this price list.
Insert color also includes wire trough (WT) if selected.

Ⓜ Select laminate surface.
Refer to the **Product Color Options** page in this price list.

Ⓝ Select edge color.
Refer to the **Product Color Options** page in this price list.
Edge color offerings are based on edge style selections.

Ⓞ Select grommet color.
Refer to the **Product Color Options** page in this price list.

Ⓟ Select PowerUp® module color.
Refer to the **Product Color Options** page in this price list.

FINISH INFORMATION

Additional Laminate Offering

Additional laminates beyond KI standard offering, are available with two weeks extended leadtime.
To specify additional laminates, use these designators followed by the supplier's color/pattern code:

Formica - LF/supplier's color pattern code
Nevamar - LN/supplier's color pattern code
Wilsonart - LW/supplier's color pattern code

KI's standard laminate finish is the supplier's recommended finish for that color/pattern.
Note: Nonstandard laminates from these suppliers (example: textured laminates) require a Product Modification Request.
Contact customer service for details.

SPECIAL SERVICES

Special Carton Marking

With specially marked information N/C

Shipping

Ships **knocked down, FOB Manitowoc, WI 54220, freight prepaid.** Freight class 70.

Specifications and prices are subject to change without prior notice.

WorkZone® with Power
Electrical

	MODEL	MODEL NUMBER Basic Model	Trim Color	Approx. Packaged Weight	Delivered Pricing
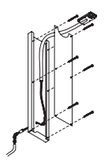 HRDPT	**Floor Infeed (6-Circuit Pre-wired) 6-2-2** • Provides power from fixed floor or wall sources to table distribution system • Select height to match leg height. Example: 27", 29" or 42" • Infeed distributes power in one direction only. Specify two infeeds for middle of row applications so power travels in both directions • Electrical does not support back-to-back layouts	WZ.T6PI.27	□□	5.0#	$ 465
		WZ.T6PI.29	□□	5.0#	465
		WZ.T6PI.42	□□	6.0#	500
 HRDPT	**Duplex Receptacle -10-Wire System 6-2-2** • Convenience circuits share a neutral and ground wire • The 1, 2 or 3 in the basic model number denotes the circuit • Black only	WZ.T6RECP.1		0.2#	$ 36
		WZ.T6RECP.2		0.2#	36
		WZ.T6RECP.3		0.2#	36
 HRDPT	**Isolated Receptacle - 10-Wire System 6-2-2** • Dedicated circuit has its own neutral and ground wire • Orange only	WZ.T6RECP.4I		0.2#	$ 36
		WZ.T6RECP.5I		0.2#	36
		WZ.T6RECP.6I		0.2#	36
		Ⓐ	Ⓑ		

HOW TO ORDER

Indicate the following information on order form:
1. Quantity of each item.
2. Model number, including options. See "How To Build a Model Number".
3. Any special service required.

Note: • The □ indicates that a choice is required.
- The absence of the □ indicates that no choice is required.
- Alpha-numeric characters in place of □ indicate that no other alternatives are available.

HOW TO BUILD A MODEL NUMBER

Ⓐ Select basic model.

Ⓑ Select trim color.
Refer to the **Product Color Options** page in this price list.

SPECIAL SERVICES

Special Carton Marking

With specially marked information	N/C

Shipping

Ships **knocked down, FOB Manitowoc, WI 54220, freight prepaid.** Freight class 70.

Specifications and prices are subject to change without prior notice.

WorkZone® with Power
Electrical

	MODEL	MODEL NUMBER Basic Model	Approx. Packaged Weight	Delivered Pricing
 HRDPT	**10-Wire Table-to-Table Connector 6-2-2** • Connects the 10-wire power system of two adjoining tables • 17-3/4" long • Includes steel wireway and splice plate • Black only	WZ.T6SC18	0.5#	$ 167
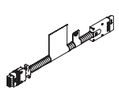 HRDPT	**8-Wire to 10-Wire Adaptor** • 30" long	47.0709.30	1.0#	$ 203

Ⓐ

HOW TO ORDER

Indicate the following information on order form:
1. Quantity of each item.
2. Model number, including options. See "How To Build a Model Number".
3. Any special service required.

Note: • The ☐ indicates that a choice is required.
- The absence of the ☐ indicates that no choice is required.
- Alpha-numeric characters in place of ☐ indicate that no other alternatives are available.

HOW TO BUILD A MODEL NUMBER

Ⓐ Select basic model.

SPECIAL SERVICES

Special Carton Marking

With specially marked information N/C

Shipping

Ships **knocked down, FOB Manitowoc, WI 54220, freight prepaid.** Freight class 70.

Specifications and prices are subject to change without prior notice.

	MODEL	L	MODEL NUMBER Basic Model	Approx. Packaged Weight	Delivered Pricing
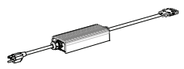 HRDPT	**Activ8® Infeed** • 108" cord plugs into standard 15 amp outlet • Control module is located 6" from table connection • Diagnostic LED indicator shows power status (see details below) • Controller automatically limits number of connections to 8 • 40 Ft maximum string, not including infeed cord • Will not work with GFI/GCFI outlets or backup systems such as uninterrupted power supplies • Wire Trough (WT) and No Power (NP) are required to use Activ8		AC8IF.108	2.0#	$ 281
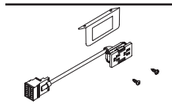 HRDPT	**Activ8® Module and Attachment Bracket** • Duplex receptacles provide 2 outlets • Power module provides 15 amp power • Up to 8 modules may be used per infeed per UL Standard 962 • Modules may be connected (reconnected in any order without sequential keying) • Modules snap into brackets that are attached to the InTandem®Table System, WorkZone® and DataLink® Training Table • Jumpers ordered separately • Module will snap directly into KI Genesis® troughs and KI True® Desking stanchions • No data cord management is provided • Attached cord is approximately 9" • Wire Trough (WT) and No Power (NP) are required to use Activ8		AC8RPTWZ.12	1.0#	$ 177
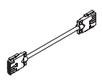 HRDPT	**Activ8® Jumper** • For Connection Zone and Trellis, refer to their Planning Guides for size recommendations	29" 53" 77"	AC8JP.29 AC8JP.53 AC8JP.77	1.0# 1.0# 1.0#	$ 88 104 120

Ⓐ

HOW TO ORDER

Indicate the following information on order form:
1. Quantity of each item.
2. Model number, including options. See "How To Build a Model Number".
3. Any special service required.

Note: • The ☐ indicates that a choice is required.
- The absence of the ☐ indicates that no choice is required.
- Alpha-numeric characters in place of ☐ indicate that no other alternatives are available.

HOW TO BUILD A MODEL NUMBER

Ⓐ Select basic model.

SPECIAL SERVICES

Special Carton Marking

With specially marked information N/C

Shipping

Ships **knocked down, FOB Manitowoc, WI 54220, freight prepaid.** Freight class 70.

Specifications and prices are subject to change without prior notice.

WorkZone® Shared Leg

KI

WorkZone® Shared Leg

| | | MODEL NUMBER | | |

WorkZone® Shared Leg

KI

WorkZone® Shared Leg

	D x W	MODEL NUMBER Basic Model	Edge Style	PowerUp Module	W-Trgh	Power Option	Frame Style	Wrksrf. Grom.	Paint Color	Insert Color	Lam. Color	Edge Color	Grom. Color	PowerUp Module Color	Approx. Packaged Weight	74P Edge (74P)	Elliptical Postformed Edge (EP)	Postformed Edge (PF)	Wire Trough add to list price	T6 add to list price	Full Modesty Panel add to list price
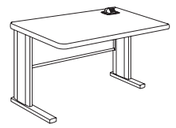	30 x 30”	WBSL3030S	☐☐	☐☐	☐☐	☐☐	☐☐	☐☐	☐☐	☐☐	☐☐	☐☐	☐☐	☐☐	79.0#	$ 751	$ 789	$ 829	$ 278	$ 200	$ 65
	30 x 36”	WBSL3036S	☐☐	☐☐	☐☐	☐☐	☐☐	☐☐	☐☐	☐☐	☐☐	☐☐	☐☐	☐☐	86.0#	779	816	857	299	204	78
	30 x 42”	WBSL3042S	☐☐	☐☐	☐☐	☐☐	☐☐	☐☐	☐☐	☐☐	☐☐	☐☐	☐☐	☐☐	95.0#	805	844	889	315	221	92
	30 x 48”	WBSL3048S	☐☐	☐☐	☐☐	☐☐	☐☐	☐☐	☐☐	☐☐	☐☐	☐☐	☐☐	☐☐	103.0#	834	885	929	324	229	105
	30 x 54”	WBSL3054S	☐☐	☐☐	☐☐	☐☐	☐☐	☐☐	☐☐	☐☐	☐☐	☐☐	☐☐	☐☐	109.0#	861	906	953	345	236	112
	30 x 60”	WBSL3060S	☐☐	☐☐	☐☐	☐☐	☐☐	☐☐	☐☐	☐☐	☐☐	☐☐	☐☐	☐☐	116.0#	892	940	986	361	526	129
WZSL	30 x 66”	WBSL3066S	☐☐	☐☐	☐☐	☐☐	☐☐	☐☐	☐☐	☐☐	☐☐	☐☐	☐☐	☐☐	123.0#	929	971	1023	371	547	167
30” Starter	30 x 72”	WBSL3072S	☐☐	☐☐	☐☐	☐☐	☐☐	☐☐	☐☐	☐☐	☐☐	☐☐	☐☐	☐☐	129.0#	958	1016	1064	376	562	179
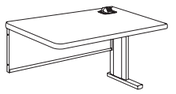	30 x 30”	WBSL3030A	☐☐	☐☐	☐☐	☐☐	☐☐	☐☐	☐☐	☐☐	☐☐	☐☐	☐☐	☐☐	69.0#	$ 751	$ 789	$ 829	$ 278	$ 200	$ 65
	30 x 36”	WBSL3036A	☐☐	☐☐	☐☐	☐☐	☐☐	☐☐	☐☐	☐☐	☐☐	☐☐	☐☐	☐☐	76.0#	779	816	857	299	204	78
	30 x 42”	WBSL3042A	☐☐	☐☐	☐☐	☐☐	☐☐	☐☐	☐☐	☐☐	☐☐	☐☐	☐☐	☐☐	85.0#	805	844	889	315	221	92
	30 x 48”	WBSL3048A	☐☐	☐☐	☐☐	☐☐	☐☐	☐☐	☐☐	☐☐	☐☐	☐☐	☐☐	☐☐	93.0#	834	885	929	324	229	105
	30 x 54”	WBSL3054A	☐☐	☐☐	☐☐	☐☐	☐☐	☐☐	☐☐	☐☐	☐☐	☐☐	☐☐	☐☐	99.0#	861	906	953	345	236	112
WZSL	30 x 60”	WBSL3060A	☐☐	☐☐	☐☐	☐☐	☐☐	☐☐	☐☐	☐☐	☐☐	☐☐	☐☐	☐☐	106.0#	892	940	986	361	526	129
30” Adder	30 x 66”	WBSL3066A	☐☐	☐☐	☐☐	☐☐	☐☐	☐☐	☐☐	☐☐	☐☐	☐☐	☐☐	☐☐	113.0#	929	971	1023	371	547	167
	30 x 72”	WBSL3072A	☐☐	☐☐	☐☐	☐☐	☐☐	☐☐	☐☐	☐☐	☐☐	☐☐	☐☐	☐☐	119.0#	958	1016	1064	376	562	179
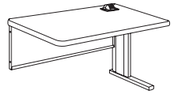	30 x 30”	WBSL3030F	☐☐	☐☐	☐☐	☐☐	☐☐	☐☐	☐☐	☐☐	☐☐	☐☐	☐☐	☐☐	68.0#	$ 751	$ 789	$ 829	$ 278	$ 200	$ 65
	30 x 36”	WBSL3036F	☐☐	☐☐	☐☐	☐☐	☐☐	☐☐	☐☐	☐☐	☐☐	☐☐	☐☐	☐☐	75.0#	779	816	857	299	204	78
	30 x 42”	WBSL3042F	☐☐	☐☐	☐☐	☐☐	☐☐	☐☐	☐☐	☐☐	☐☐	☐☐	☐☐	☐☐	84.0#	805	844	889	315	221	92
	30 x 48”	WBSL3048F	☐☐	☐☐	☐☐	☐☐	☐☐	☐☐	☐☐	☐☐	☐☐	☐☐	☐☐	☐☐	92.0#	834	885	929	324	229	105
	30 x 54”	WBSL3054F	☐☐	☐☐	☐☐	☐☐	☐☐	☐☐	☐☐	☐☐	☐☐	☐☐	☐☐	☐☐	98.0#	861	906	953	345	236	112
WZSL	30 x 60”	WBSL3060F	☐☐	☐☐	☐☐	☐☐	☐☐	☐☐	☐☐	☐☐	☐☐	☐☐	☐☐	☐☐	105.0#	892	940	986	361	526	129
30” Finisher	30 x 66”	WBSL3066F	☐☐	☐☐	☐☐	☐☐	☐☐	☐☐	☐☐	☐☐	☐☐	☐☐	☐☐	☐☐	112.0#	929	971	1023	371	547	167
	30 x 72”	WBSL3072F	☐☐	☐☐	☐☐	☐☐	☐☐	☐☐	☐☐	☐☐	☐☐	☐☐	☐☐	☐☐	118.0#	958	1016	1064	376	562	179
		Ⓐ	Ⓑ	Ⓒ	Ⓓ	Ⓔ	Ⓕ	Ⓖ	Ⓗ	Ⓘ	Ⓙ	Ⓚ	Ⓛ	Ⓜ							

HOW TO ORDER

Indicate the following information on order form:
1. Quantity of each item.
2. Model number, including options. See “How To Build a Model Number”.
3. Any special service required.

Note: • The ☐ indicates that a choice is required.
- The absence of the ☐ indicates that no choice is required.
- Alpha-numeric characters in place of ☐ indicate that no other alternatives are available.

HOW TO BUILD A MODEL NUMBER

Ⓐ Select basic model.

Ⓑ Select edge style.

74P	- 74P edge
EP	- Elliptical postformed edge
PF	- Postformed edge

Ⓒ Select PowerUp® module location.

PUN	- No module
PUL	- Left module; add $148
PUR	- Right module; add $148
PUC	- Center module; add $148
PUB	- Both left and right modules; add $297

PUB option only available on 60”, 66” and 72” wide worksurfaces.

Ⓓ Select wire trough.
Add upcharge to unit price for WT option.

NT	- No wire trough
WT	- Wire trough

Available in black only.

Ⓔ Select electrical option.
Add upcharge to unit price for T6 option.

NP	- No power
T6	- T6 power

If T6 power is specified, receptacles, jumpers and infeeds are to be specified separately

Ⓕ Select frame style.
Add upcharge to unit price for WF option.

WM	- w/ Modesty panel
WF	- w/ Full modesty panel

See pricing column for full modesty panel upcharge.

Ⓖ Select grommet option.
Overhead cabinet can NOT be ordered.

OGN	- No worksurface grommet
OGY	- Yes worksurface grommet

Grommets can be used for wire pass-through.

Ⓗ Select paint color.
Refer to the **Product Color Options** page in this price list.

Ⓘ Select insert color.
Refer to the **Product Color Options** page in this price list.

Ⓙ Select laminate surface.
Refer to the **Product Color Options** page in this price list.

Ⓚ Select edge color.
Refer to the **Product Color Options** page in this price list.
Edge color offerings are based on edge style selections.

Ⓛ Select grommet color.
Refer to the **Product Color Options** page in this price list.

Ⓜ Select PowerUp® module color.
Refer to the **Product Color Options** page in this price list.

FINISH INFORMATION

Additional Laminate Offering

Additional laminates beyond KI standard offering, are available with two weeks extended leadtime.
To specify additional laminates, use these designators followed by the supplier’s color/pattern code:

Formica - LF/supplier’s color pattern code
Nevamar - LN/supplier’s color pattern code
Wilsonart - LW/supplier’s color pattern code

KI’s standard laminate finish is the supplier’s recommended finish for that color/pattern.
Note: Nonstandard laminates from these suppliers (example: textured laminates) require a Product Modification Request.
Contact customer service for details.

SPECIAL SERVICES

Special Carton Marking

With specially marked information	N/C

Shipping

Ships **knocked down, FOB Manitowoc, WI 54220, freight prepaid.** Freight class 70.

Specifications and prices are subject to change without prior notice.

1330 Bellevue Street
P.O. Box 8100
Green Bay, WI 54308-8100
800.424.2432
ki.com

KI and Furnishing Knowledge are registered trademarks of Krueger International, Inc.

© 2020 Krueger International, Inc.
All Rights Reserved.
Code KI-PLW-000227/KI/PDF

Furnishing Knowledge®

ZOETRY® COLLECTION

PRICE LIST

January 26, 2022

Updated October 3, 2022

800.424.2432

Contents

Refer to KI Terms & Conditions document or visit ki.com.

Contents

Refer to KI Terms & Conditions document or visit ki.com.

Ordering COM, COL and COV
- Information 3

Zoetry® Collection
- General Technical Specifications 4
- Product Color Options 6

Zoetry® Guest Seating
- Technical Specifications - Guest Seating 7
- Guest Chair 9
- Guest Loveseat 10
- Tandem Guest Loveseat 12
- Guest Sofa 14
- Tandem Guest Sofa 16
- Tandem Guest Sofa with Table 17
- Tandem Guest Opposing Orientation Sofa 25

Zoetry® Lounge Seating
- Technical Specifications - Lounge Seating 31
- Lounge Chair 34
- Lounge Loveseat 35
- Tandem Lounge Loveseat 37
- Lounge Sofa 39
- Tandem Lounge Sofa 41
- Tandem Lounge Sofa with Table 42
- Tandem Lounge Opposing Orientation Sofa 50

Zoetry® Privacy Lounge Seating
- Technical Specifications - Privacy Lounge Seating 56
- Lounge Chair with Privacy Screen 58
- Bariatric Lounge Chair with Privacy Screen 59
- Lounge Loveseat with Privacy Screen 60
- Bariatric Lounge Loveseat with Privacy Screen 61
- Lounge Sofa with Privacy Screen 62
- Tandem Lounge Sofa with Table, with Privacy Screen 64
- Tandem Lounge with Table, with Privacy Screen 66
- Tandem Lounge Opposing Orientation Sofa with Privacy Screen 67

Zoetry® Benches
- Technical Specifications - Benches 71
- Bench with Arm 72
- Bench, No Arm 73

Zoetry® Freestanding Occasional Tables
- Technical Specifications - Freestanding Occasional Tables 74
- End Table 75
- Cocktail Table 76

Customer's Own Material ■

Specifications Form

January 2017

All fabrics, including COM, COL, KOM and in grades will be applied at the factory's discretion. If a pattern or stripe is to be applied in a certain direction, the customer MUST specify this in writing on the P.O. and attach a sample of the fabric with it running in the application direction to the P.O. Specifying fabric direction may increase the amount of COM or KOM yardage required. Check with KI Customer Service to see if an increase in yardage is necessary BEFORE specifying, ordering and sending COM and COL to the factory or having KOM quoted.

ALL C.O.M AND C.O.L SHIPMENTS MUST BE PREPAID TO:

KI
217 Feld Avenue
High Point, NC 27263

COM and COL must be identified as follows:
1. Name and address
2. Your purchase order number
3. Our style number to which fabric is to be applied
4. Supplier name and fabric name, number, and color

COLLECT SHIPMENTS WILL BE REFUSED.

SHIPMENT SCHEDULE WILL BE GIVEN WHEN ALL FABRIC IS RECEIVED FOR ENTIRE ORDER

YARDAGE REQUIREMENTS LISTED IN PRICE LIST ARE BASED ON PLAIN GOODS 54" WIDE. Fabrics less than 54" wide, or those requiring matching (stripes, plaids, prints, large patterns) will require additional yardage based on the fabric used and the item ordered. CONSULT MATRIX BELOW FOR ADDITIONAL YARDAGE NEEDED.

C.O.M. INCREASE MATRIX (The yardage matrix is also applicable to any reservations of KI Ingrade, Pallas, or KOM upholsteries).

This table is a general guide.

FABRIC WIDTH	PLAIN FABRIC	UNDER 7" REPEAT	8"-13" REPEAT	14"-21" REPEAT	22"-27" REPEAT	28"-33" REPEAT	34"-40" REPEAT	41"-48" REPEAT
54"	0	20%	25%	30%	45%	55%	70%	80%
51"-53"	15%	25%	30%	35%	50%	60%	80%	90%
48"-50"	20%	30%	35%	40%	55%	65%	85%	95%
45"-47"	30%	45%	50%	55%	60%	80%	90%	100%
36"-44"	50%	65%	70%	75%	80%	100%	110%	120%

FABRIC WITH DOUBLE REPEAT: IF USING A FABRIC WITH A DOUBLE REPEAT, PLEASE FOLLOW THIS FORMULA: TAKE THE TOTAL AMOUNT OF THE LARGER AND HALF OF THE SMALLER REPEAT; ADD TOGETHER TO FIND THE CORRECT OVERALL REPEAT. EXAMPLE: 10" VERTICAL WITH 14" HORIZONTAL WOULD BE 14+5=19.

IF FABRIC COMES IN ON MULTIPLE ROLLS, ONE ADDITIONAL YARD PER ROLL NEEDS TO BE ADDED TO THE YARDAGE REQUIREMENT.

SPECIAL NOTE: WE CAN ASSUME NO RESPONSIBILITY FOR THE DURABILITY OR TAILORING QUALITY OF CUSTOMER FURNISHED COVERINGS (C.O.M.) OR KOM. KOM: is fabric that KI will purchase for you at jobber's price (net) plus a nominal charge for handling, shipping, and managing.

1330 Bellevue Street • P. O. Box 8100 • Green Bay, WI 54308-8100 • Tel 1-800-424-2432 • www.ki.com
© 2012 KI All Rights Reserved • Litho in USA • Code KI-11588R4/KI/PDF/1216

Furnishing Knowledge®

Ordering COM, COL and COV
Information

Customer's Own Material ■
Specifications Form
January 2017

ADDITIONAL NOTES:
- Orders cannot go into production without the information listed at right.
- Attach memo sample to this approval sheet.
- If your order has been placed, list PO# _____
- The cost of the COM sample will be paid by the client.
- Even after preliminary approval, KI reserves the right to reject COM/COL if necessary when the quality is not satisfactory for the product to be upholstered. KI assumes no responsibility for its overall appearance, flammability, durability, color fastness or any other quality after upholstered on a KI product.

ALL COM MUST BE APPROVED.
Photocopy this form and submit with COM fabric for approval:

(This fabric approval is for the purpose of advising how to apply your COM fabric, verify yardage required, and suitability.)

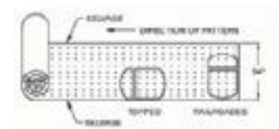

YOUR COMPANY NAME_____

PHONE_____ FAX _____

Material Supplier_____

Material Name_____ Number _____

Material Color _____ Width _____

Vertical Repeat _____ Horizontal Repeat _____

Fiber Content _____

Direction Stripe/Pattern to be applied _____

COM TO BE USED ON THE FOLLOWING:

QTY PRODUCT NAME/NUMBER

_____ _____

_____ _____

_____ _____

_____ _____

_____ _____

1330 Bellevue Street • P. O. Box 8100 • Green Bay, WI 54308-8100 • Tel 1-800-424-2432 • www.ki.com
© 2012 KI All Rights Reserved • Litho in USA • Code KI-11588R4/KI/PDF/1216

Furnishing Knowledge®

General
The below specifications cover Zoetry guest seating, lounge seating, guest and lounge in-line tables, freestanding occasional tables, privacy screens and electrical components.

Base Frame with Legs
All seating and freestanding occasional table base frames are constructed of .10" thick extruded aluminum rails with die cast aluminum legs. The rails and legs are fastened together using concealed $^{1}/_{4}$-20 steel screws. Frame finish options are powder-coat paint over all components with colors per the KI color addendum, or high gloss hand polished legs coupled with bright anodize dipped (polished look) aluminum rails (aluminum finish only).

Adjustable Glides
Adjustable glides are available in non-marring natural color nylon or grey felt. Glides are 1" diameter and provide $^{7}/_{8}$" height adjustability with a $^{1}/_{4}$-20 steel threaded stem. A polished $^{5}/_{8}$" diameter stainless steel sleeve hides the threaded stem when the glide is adjusted to extended heights. The four glide assemblies are replaceable with no tools required.

Armcaps
Models can be configured with optional armcaps in stained and finished Beech hardwood, molded polyurethane, or upholstered arm only. Polyurethane armcaps are molded (in black only) with a light surface texture and are reinforced internally with a 10-gauge (.135" thick) steel bar, fastened to the arms with $^{7}/_{16}$" diameter spring steel compression dowels.

Wood armcaps are $^{3}/_{4}$ Beech hardwood, kiln dried to a moisture content of six percent, sanded and finished in stain (color per KI color addendum) and fastened to the arms with $^{7}/_{16}$" diameter spring steel compression dowels.

The wood armcap's finish include over-coating with a spray stain, then baking in a burn-off oven for one hour. The wood is then sealed to prevent moisture imbalance, and surfaces are lightly sanded using 400 grit paper. The final application of an oven-baked conversion polyacrylic topcoat seals and finishes all surfaces. Both the seal and finish coats contain an anti-microbial protectant. Armcaps are field replaceable.

Structural Internal Frames (arm, seat, backrest)
Arm, seat and backrest frames can be a unique combination of materials and processes. Some frame components are made of a 100% recycled post-consumer polymeric blend molded with structural design elements that give strength and durability. Steel structural supports and fasteners are added to attach these elements to the base and to each other.

Other noted frame materials are $^{3}/_{4}$" Birch plywood, CNC cut with all joints nailed and glued, using additional interlocking features across all stress points. The following sections below list where these structural materials are applied;

$^{3}/_{4}$" Birch Plywood
- All lounge, bench and guest seat frames - standard and heavy occupant widths
- All lounge and bench arms
- Lounge backrests - heavy occupant width
- Guest multi-seat "shared" middle arms

Molded Recycled Material
- Lounge and guest backrests - standard width
- Guest backrests - heavy occupant width
- Guest "outer" arms and models with in-line tables

Zoetry® Collection
General Technical Specifications

Upholstery Foam & Suspension
Zoetry guest and guest bariatric seats are constructed of 3.5" thick molded polyurethane foam, 3.5 density, 35 lb compression with stretch webbing suspension underneath, stapled to the frame.

Zoetry guest and guest bariatric backrests are contoured and constructed with a maximum of 2" thick molded polyurethane foam, 3.5 density, 45 lb compression.

Zoetry lounge seats are constructed of 6" thick molded polyurethane foam, 3.5 density, 35 lb compression with stretch webbing suspension underneath, stapled to the frame.

Zoetry lounge and lounge bariatric backrests are constructed of 3" thick molded polyurethane foam, 3.5 density, 35 lb compression with stretch webbing suspension underneath, stapled to the frame.

Lounge bariatric and bench seats use slab polyurethane foam in the same density and compression values as the molded foam components in the seat. Stretch webbing suspension is used underneath.

All models – arms are covered in foam $^{3}/_{4}$" thick 2.6 density, 80 R compression on the seating sides of the arms. Remaining outer arm surfaces are $^{1}/_{4}$" soft feel 2.5 density, 45 lb compression.

Upholstery & Sewing
Upholstery features on all models include double-needle stitching at all primary seams for lasting durability. Stitching is available in contrasting color choices per the KI thread finish card.

Tables (in-line and freestanding occasional)
Tables and tops with laminate are constructed using 45 lb density particleboard with .030" thick high-pressure laminate, .030" high-pressure backer and 2 mm pvc edge banding (KI "73P" edge banding in limited complimentary colors). The overall top thickness is $^{3}/_{4}$", available in colors per the KI color addendum. In-line "working-height table" and "raised table" have all exposed surfaces laminated and edge banded.

Flat tabletops specified with "solid surface" are constructed of $^{1}/_{2}$" thick Corian® material with $^{1}/_{4}$" plywood backer. The edge is a glued and polished Corian® band, 1" wide all around, creating a seamless continuous surface. The solid surface tops are colored "Glacier White" only.

All tables are configurable with optional power modules. See "Electrical System Options" specifications for additional information. Solid surface tabletops are fastened to frames using concealed $^{1}/_{4}$-20 steel screws into steel T-nuts in the table backer. Laminate tops are fastened to frames using #14 x $^{1}/_{2}$" wood screws.

Lounge Privacy Screens

Lounge privacy screen corners are pressure-formed, laminated #3 grade Gum veneer plywood, 10 mm nominal thickness. Lounge center extensions (loveseat and larger) are 1/2" nominal thick Birch plywood. Both are covered in 1/4" thick Volara® high-density foam on all surfaces and edges. Fabric is applied over the plywood and foam and sewn with seams along the outside edges. Overall finished thickness is 3/4". Privacy screens are mounted to the lounge using hidden or minimally visible die-cast aluminum hooks and receivers, painted black. The screen hooks are aligned to the lounge receivers and fixed in place using #8 steel screws.

Note: The privacy screen mounting components are permanently attached to the lounge and screen and cannot be repositioned for other uses.

The top screen alignment medallions are machined solid aluminum, and optionally polished to a mirror finish or powder-coated in KI colors. The two halves are fastened using a #8 steel screw. Hidden steel toothed "gripper" features strengthen the medallion retention when fully assembled between screen segments.

Electrical System Options

Byrne Mini-Tap® Power Module with 3-Prong Plug
Zoetry seating can be configured with optional Bryne Mini-Tap power modules (a self-contained, UL listed single relocatable power tap). One 15-amp, 125 volt AC simplex receptacle with one 2.1-amp, 5 volt DC USB Type A and one Type C outlet port (2.0 and 3.0 compatible, no data), provide device charging or direct AC power. The module is standard with a 72" long, 14 AWG, 15-amp NEMA rated 3-conductor black SJT cord with 3-prong grounded plug. Modules are optionally colored black with black outlet ports, or white with white outlet ports. Single modules can be configured to the right side or left side of the model frame. Outlets face the front of the single seat lounge or chair.

Byrne Mini-Tap Power Module for Sequence®
Seating can also be configured with optional 12 amp system rated Bryne Mini-Tap power modules for Sequence, to accommodate two modules per unit (loveseat or larger) with a single corded AC power in-feed. The NEMA rated 3-conductor black SJT infeed cord with 3-prong plug is rated for 15 amps with over-current protection. The Sequence system is ETL Listed. Dual modules are mounted right and left sides of the frame, facing the front of the seating. Single modules can be configured to the right side or left side of the model frame. The module-to-module cord connections are accomplished by a keyed Sequence power jumper, with light indication for proper connection. All modules and cabling are factory installed with cords, discretely dressed and hidden at the underside of the lounge, with the infeed ready to plug into the user location outlets.

Byrne Node® Power Module with 3-Prong Plug
In-line tables can be optionally configured with a Bryne Node power module with 3-prong plug (a self-contained, UL listed single relocatable power tap). One 15-amp, 125 volt AC simplex receptacle with one 2.1-amp, 5 volt DC USB Type A and one Type C connectors (2.0 and 3.0 compatible, no data), provide device charging or direct AC power. The module is standard with a 72" long, 14 AWG, 15-amp NEMA rated 3-conductor black SJT cord with 3-prong grounded plug. Node modules are optionally colored black with black outlet ports, white with white outlet ports or silver with black outlet ports. Node modules are top surface mounted in the tabletop. UL "spill proof" receptacles are standard.

General Construction

A sweep through clean out between the backrest and seat allows debris to be pushed through to the floor beneath all models.

Arms, armcaps, glides, privacy screens, seats and backrests are field replaceable.

General Upholstery

Contrasting fabric specification is not available.
Available fabrics only in approved Pallas/Ingrades or COM/KOM options.
Contrasting color stitching per KI thread color finish card.

Zoetry® Collection
Product Color Options

Zoetry® Collection
Product Color Options

Base/leg or medallion finish

Black	BL
Blue Grey	GR
Bronze Metallic	ZM
Cayenne	CY
Champagne Metallic	CM
Cool Grey	CG
Cottonwood	CO
Earthen Clay	EY
Espresso Metallic	EX
Everglade Shade	EV
Flannel	FN
Glitz Metallic	GZ
Hazy Jade	HJ
Honey Bee	HY
Light Tone	LG
Mardi Gras	MG
Misty Brown	MY
Nemo	NE
Nordic	ND
Pewter	PWTR
Polished Aluminum	PA
Poppy Red	PR
Purple Haze	PH
Rubber Ducky	RK
Sand	SA
Sky Blue	SK
Starlight Silver Metallic	SX
Surf's Up	SP
Twilight Shadow	TI
Ultra Blue	UB
Warm Grey	WG
Zesty Lime	ZL

Polished Aluminum requires an upcharge when used on base/leg.

Wood armcap finish

Cocoa on Beech	BCA
Cinnamon on Beech	BCN
Cherry Storm on Beech	BCX
Eclypse Black on Beech	BEB
Florence Walnut on Beech	BFC
Monticello Maple on Beech	BMT
Natural on Beech	BNA
River Cherry on Beech	BRY

Worksurface/Table Top Finish - Laminate

Belair	LBQ
Black	LBK
Brighton Walnut	LBW
Canyon Zephyr	LCA
Castle Oak	LCO
Casual Linen	LCU
Cherry Storm	LCX
Classic Linen	LCI
Cloud Zephyr	LCL
Cocobala	LCC
Crisp Linen	LRI
Desert Zephyr	LDZ
Dove Grey	LDG
Fired Steel	LIL
Flax Linen	LXF
Florence Walnut	LFC
Forged Steel	LOL
Friston Ash	LFH
Frosty White	LFW
Graphite Nebula	LGN
Grey	LGE
High Rise	LHE
Hollyberry	LHY
Irish Linen	LIH
Island	LID
Italian Silver Ash	LIT
Kensington Maple	LKM
Lapis Blue	LLB
Markerboard White	LMK
Misted Zephyr	LMR
Monticello Maple	LMT
Nickel Evolv	LNV
North Sea	LNA
Ocean	LON
Pearl Bisque	LPB
Pearl Silver	LPS
Pressed Linen	LPR
River Cherry	LRY
Rugged Linen	LRG
Satin Stainless	LSS
Shadow Zephyr	LSR
Silicon evolv	LSV
Sterling Ash	LAZ
Tailored Linen	LTL
Titanium evolv	LTV
White Nebula	LWL
White Sand	LWN
Windsor Mahogany	LWY

Worksurface/Table Top Finish - Solid Surface*

Corian® Glacier White

*NOTE: Solid Surface color is alway Corian® Glacier White

Edge Color - 73P

Belair	EBQ
Biltmore Cherry	EBT
Black	EBL
Blue Grey	EGR
Brighton Walnut	EBW
Castle Oak	ECO
Cherry Storm	ECX
Cocobala	ECC
Cool Grey	ECG
Earthen Clay	EEY
Everglade Shade	EEV
Flannel	EFN
Florence Walnut	EFC
Friston Ash	EFH
Frosty White	EFW
Hazy Jade	EHJ
Honey Bee	EHY
Italian Silver Ash	EIT
Kensington Maple	EKM
Light Tone	ELG
Mardi Gras	EMG
Misty Brown	EMY
Monticello Maple	EMT
Nemo	ENE
Purple Haze	EPH
River Cherry	ERY
Rubber Ducky	ERK
Sand	ESA
Sterling Ash	EAZ
Surf's Up	ESP
Twilight Shadow	ETI
Ultra Blue	EUB
Warm Grey	EWG
Windsor Mahogany	EWY
Zesty Lime	EZL

Thread color

Ashes	02
Black	16
Brown	06
Burgundy	11
Evergreen	08
Grey	15
Lacquer Red	10
Maron Glace	03
Midnight Blue	12
Orange	09
Sand	04
Smoke	14
Steel	13
Tonka Toast	05
White	01
Willow Green	07

Finish Cards
View color swatches for items listed within this document.

Paints **Wood/Veneer** **Molded Edges** **Hard Plastics**
Plastics/Poly **Laminates** **Edge Styles** **Glass**

Certain options referenced may not be available on GSA Schedule.

Zoetry® Guest Seating
Technical Specifications - Guest Seating

Zoetry Guest Seating Overall Dimensions										
Model/Feature	A Overall Width	B Overall Depth	C Overall Height	D Arm Height	E Back Width	F Seat Depth	G Seat Height	H Arm Width	I Table Height Above Finish Floor	J Table Height Above Seat Frame
Standard Guest	Reference Appropriate Chart Below	23 1/2"	31 1/2"	26"	20 1/4"	18 1/4"	18 1/2"	2 1/8"	N/A	N/A
Bariatric Guest	Reference Appropriate Chart Below	23 1/2"	31 1/2"	26"	28 1/2"	18 1/4"	18 1/2"	2 1/8"	N/A	N/A
Guest In-Line Flat Tables	20 1/4"	22 3/8"	15 1/4"	N/A	N/A	N/A	N/A	N/A	18 1/2"	3/4"
Guest In-Line Raised Tables	20 1/4"	22 3/8"	21 5/8"	N/A	N/A	N/A	N/A	N/A	21 5/8"	7 1/4"
Guest In-Line Working-Height Tables	24 1/2"	22 3/8"	26"	N/A	N/A	N/A	N/A	N/A	25 7/8"	11 1/2"

Zoetry Standard Guest Seating Overall Width	
Model	A Overall Width
ZYGNC	24 1/2"
ZYGNCC	44 3/4"
ZYGACC	46 3/4"
ZYGNCCC	64 7/8"
ZYGACCC	69 1/4"
ZYGACRC	69 1/4"
ZYGACTC	69 1/4"
ZYGACSC	69 1/4"
ZYGNCWC	69 1/4"
ZYGACTCL	69 1/4"
ZYGACSCL	69 1/4"
ZYGACTCR	69 1/4"
ZYGACSCR	69 1/4"

Zoetry Bariatric Guest Seating Overall Width	
Model	A Overall Width
ZYGNB	33"
ZYGNBB	61 3/4"
ZYGABB	63 7/8"
ZYGABTB	86 1/4"
ZYGABSB	86 1/4"
ZYGABRB	86 1/4"
ZYGNBWB	86 1/4"
ZYGABTBL	86 1/4"
ZYGABSBL	86 1/4"
ZYGABTBR	86 1/4"
ZYGABSBR	86 1/4"

Zoetry Standard/Bariatric Guest Seating Overall Width	
Model	A Overall Width
ZYGNBC	53 1/4"
ZYGNCB	53 1/4"
ZYGABC	55 3/8"
ZYGACB	55 3/8"
ZYGACBC	77 3/4"
ZYGABCB	86 1/4"
ZYGABTC	77 3/4"
ZYGABSC	77 3/4"
ZYGABRC	78"
ZYGNBWC	77 3/4"
ZYGACTB	77 3/4"
ZYGACSB	77 3/4"
ZYGACRB	77 3/4"
ZYGNCWB	77 3/4"
ZYGABTCL	77 3/4"
ZYGABSCL	77 3/4"
ZYGABTCR	77 3/4"
ZYGABSCR	77 3/4"

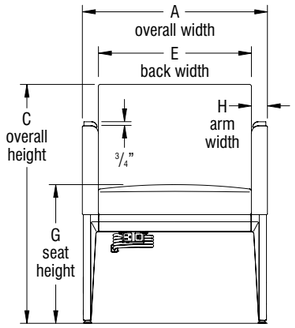

Standard Guest
(front view)

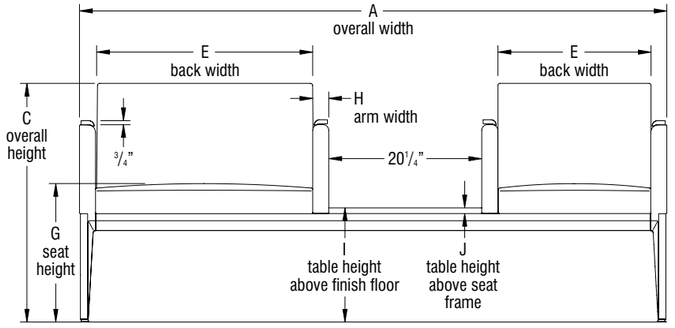

Standard & Bariatric Guest Seating with
Flat Table (front view)

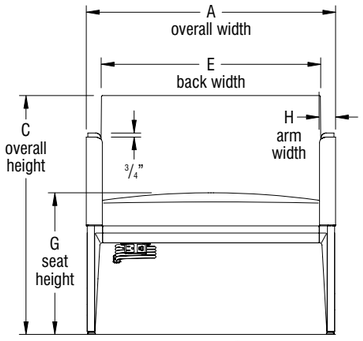

Bariatric Guest
(front view)

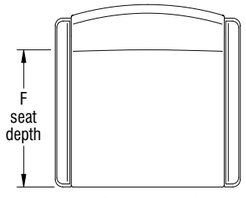

(top view)

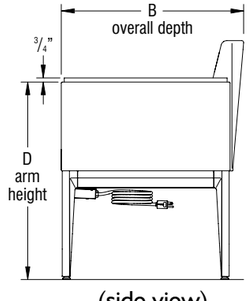

(side view)

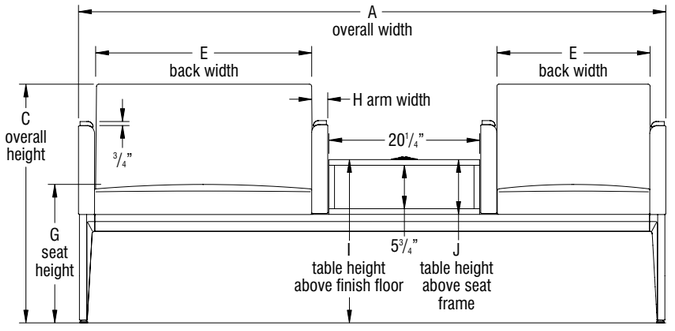

Standard & Bariatric Guest Seating with
Raised Table (front view)

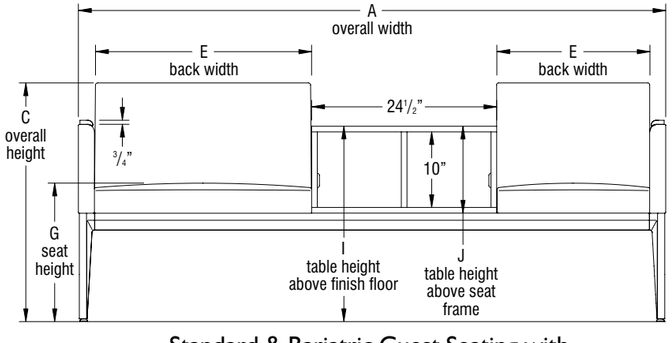

Standard & Bariatric Guest Seating with
Working-Height Table (front view)

Zoetry® Guest Seating
Technical Specifications - Guest Seating

Zoetry® Guest Seating
Technical Specifications - Guest Seating



Guest Chair
ZYGNC

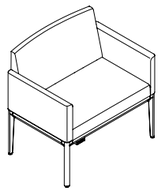

Bariatric Guest Chair
ZYGNB



Guest Loveseat
ZYGNCC

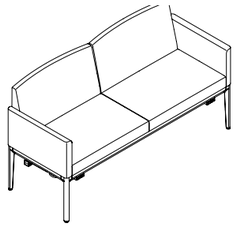

Bariatric Guest Loveseat
ZYGNBB

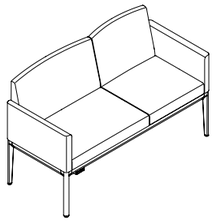

Guest Loveseat
Bariatric Left/Standard Right
ZYGNBC



Guest Loveseat
Standard Left/Baratric Right
ZYGNCB



Tandem Guest Loveseat
ZYGACC

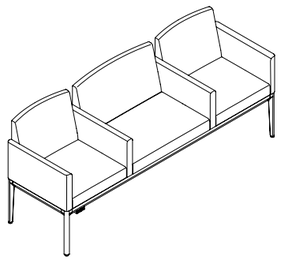

Tandem Guest Sofa
Standard/Bariatric/Standard
ZYGACBC

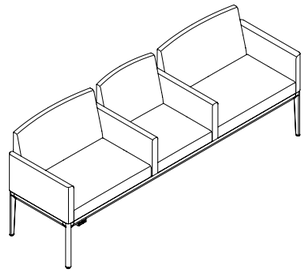

Tandem Guest Sofa
Bariatric/Standard/Bariatric
ZYGABCB

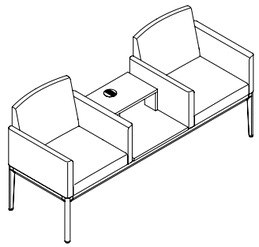

Tandem Guest
Standard/Raised Table/Standard
ZYGACRC

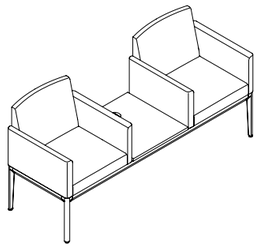

Tandem Guest
Standard/Flat Table/Standard
ZYGACTC
ZYGACSC

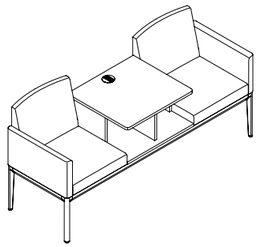

Guest Sofa
Standard/Working-Height Table/Standard
ZYGNCWC

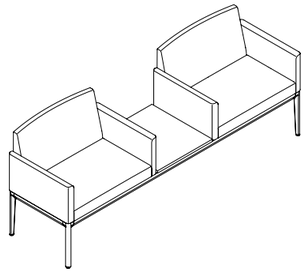

Tandem Guest Sofa Bariatric/Table/Bariatric
ZYGABTB
ZYGABSB

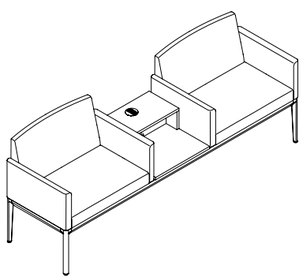

Tandem Guest Sofa
Bariatric/Raised Table/Bariatric
ZYGABRB

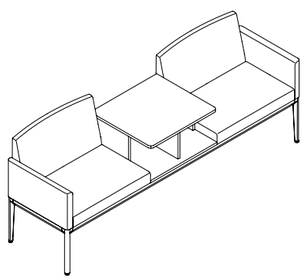

Guest Sofa
Bariatric/Working-Height Table/Bariatric
ZYGNBWB

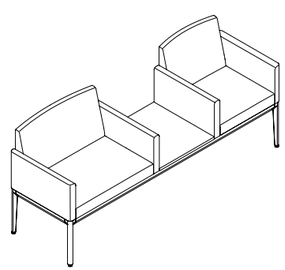

Tandem Guest Sofa
Bariatric/Table/Standard
ZYGABTC
ZYGABSC

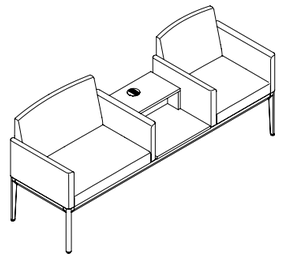

Tandem Guest Sofa
Bariatric/Raised Table/Standard
ZYGABRC

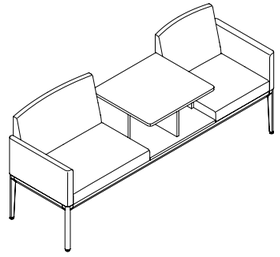

Guest Sofa
Bariatric/Working-Height Table/Standard
ZYGNBWC

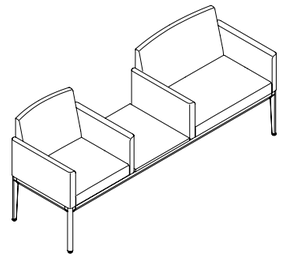

Tandem Guest Sofa
Standard/Table/Bariatric
ZYGACTB
ZYGACSB

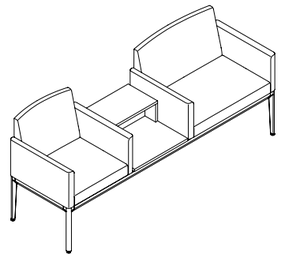

Tandem Guest Sofa
Standard/Raised Table/Bariatric
ZYGACRB

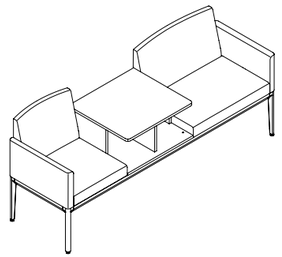

Guest Sofa
Standard/Working-Height Table/Bariatric
ZYGNCWB

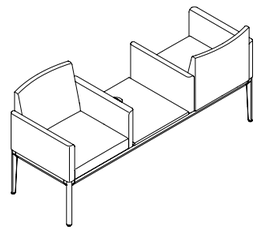

Guest Opposing Orientation
Standard/Table/Standard
ZYGACTCL
ZYGACSCL

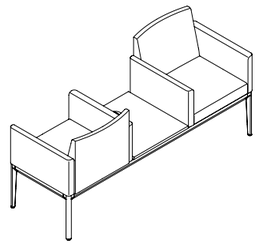

Guest Opposing Orientation
Standard/Table/Standard
ZYGACTCR
ZYGACSCR

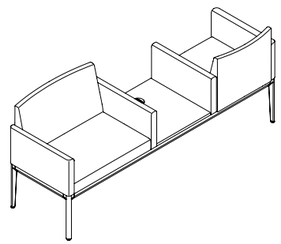

Guest Opposing Orientation
Bariatric/Table/Standard
ZYGABTCL
ZYGABSCL

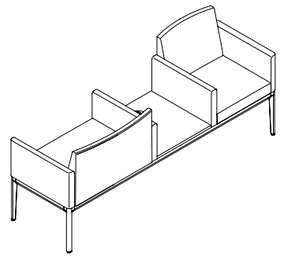

Guest Opposing Orientation
Bariatric/Table/Standard
ZYGABTCR
ZYGABSCR

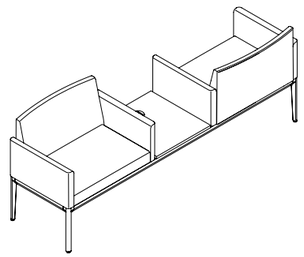

Guest Opposing Orientation
Bariatric/Table/Bariatric
ZYGABTBL
ZYGABSBL

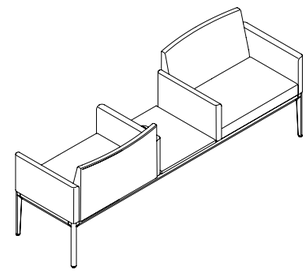

Guest Opposing Orientation
Bariatric/Table/Bariatric
ZYGABTBR
ZYGABSBR

Zoetry® Guest Seating
Guest Chair

Zoetry® Guest Seating
Guest Chair

	MODEL	MODEL NUMBER: Basic Model	Armcap Type	Power & Location	Glide Option	Base Finish	Armcap Finish	Power Color	Upholstery Color	Thread Color	Approx. Packaged Weight	Grade C.O.M.	Grade C	Grade D	Grade E & C.O.L.	Grade F	Grade G	Grade H	Grade I	Grade J	Grade K	Grade L Leather	Grade M Leather
 ZYGN	**Guest Chair** • Fully upholstered, featuring 3.5" molded foam seat cushions • 14" die-cast aluminum leg • Extruded aluminum base • Stitching detail on back rest • Debris clean-out spaces • Field replaceable components • Non-contrast COM = 2.25 yds Overall Dimensions: • W=24.5" D=23.5" H=31.5"	ZYGNC	□□□	□□□	□□	□□	□□□	□□	□□□	□□	64.5#	$ 1846	$ 1946	$ 1973	$ 2005	$ 2027	$ 2068	$ 2112	$ 2168	$ 2271	$ 2378	$ 2485	$ 2697
 ZYGN	**Guest Chair, Bariatric** • Fully upholstered, featuring 3.5" molded foam seat cushions • 14" die-cast aluminum leg • Extruded aluminum base • Stitching detail on back rest • Debris clean-out spaces • Field replaceable components • Non-contrast COM = 3 yds Overall Dimensions: • W=33" D=23.5" H=31.5"	ZYGNB	□□□	□□□	□□	□□	□□□	□□	□□□	□□	75.0#	$ 2327	$ 2462	$ 2497	$ 2539	$ 2568	$ 2625	$ 2682	$ 2756	$ 2894	$ 3036	$ 3179	$ 3463
		Ⓐ	Ⓑ	Ⓒ	Ⓓ	Ⓔ	Ⓕ	Ⓖ	Ⓗ	Ⓘ													

HOW TO ORDER

Indicate the following information on order form:
1. Quantity of each item.
2. Model number, including options. See "How To Build a Model Number".
3. Any special service required.

Note: • The □ indicates that a choice is required.
- The absence of the □ indicates that no choice is required.
- Alpha-numeric characters in place of □ indicate that no other alternatives are available.

HOW TO BUILD A MODEL NUMBER

Ⓐ Select basic model.

Ⓑ Select armcap type.

NAC	- No armcap
PACBL	- Black poly armcap; add $107
WAC	- Wood armcaps; add $139

Ⓒ Select power & location.

NP	- No power
M1L	- One Power Module, Left-Facing; add $257
M1R	- One Power Module, Right-Facing; add $257

Ⓓ Select glide.

GFT	- Felt glides
GPL	- Plastic glides

Glides adjust 7/8"

Ⓔ Select base/leg finish.
Refer to the **Product Color Options** page in this price list.
Polished aluminum base/leg requires an upcharge. See FINISH INFORMATION.

Ⓕ Select armcap finish.
Refer to the **Product Color Options** page in this price list.

Ⓖ Select power module color.

WPBL	- Black/Black Power Module
WPWH	- White/White Power Module

Ⓗ Select upholstery grade/color.
Refer to **ki.com/fabrics**

Ⓘ Select thread color.
Refer to the **Product Color Options** page in this price list.

NOTE
Ganging is not available on Zoetry product.

Zoety is offered in non-contrasting upholstery only, as standard.

FINISH INFORMATION
Polished Aluminum Upcharge:

Guest Chair	
ZYGNC	$112
ZYGNB	$112
Guest Loveseat	
ZYGNCC	$112
ZYGNBB	$112
ZYGNBC	$112
ZYGNCB	$112
Tandem Guest Loveseat	
ZYGACC	$112
ZYGABB	$112
ZYGABC	$112
ZYGACB	$112
Guest Sofa	
ZYGNCCC	$170
ZYGNCWC	$170
ZYGNBWB	$170
ZYGNBWC	$170
ZYGNCWB	$170
Tandem Guest Sofa	
ZYGACCC	$170
ZYGACBC	$170
ZYGABCB	$170
Tandem Guest Sofa with Table	
ZYGACRC	$170
ZYGACTC	$170
ZYGACSC	$170
ZYGABRB	$170
ZYGABTB	$170
ZYGABSB	$170
ZYGABRC	$170
ZYGABTC	$170
ZYGABSC	$170
ZYGACRB	$170
ZYGACTB	$170
ZYGACSB	$170
Tandem Guest Opposing Orientation Sofa	
ZYGACTCL	$170
ZYGACTCR	$170
ZYGACSCL	$170
ZYGACSCR	$170
ZYGABTBL	$170
ZYGABTBR	$170
ZYGABSBL	$170
ZYGABSBR	$170
ZYGABTCL	$170
ZYGABTCR	$170
ZYGABSCL	$170
ZYGABSCR	$170

SPECIAL SERVICES

Special Carton Marking

With specially marked information	N/C

Shipping
Ships **assembled, FOB High Point, NC 27263, freight prepaid.** Freight class 250.

Specifications and prices are subject to change without prior notice.

Zoetry® Guest Seating
Guest Loveseat

Zoetry® Guest Seating
Guest Loveseat

	MODEL	MODEL NUMBER: Basic Model	Armcap Type	Power & Location	Glide Option	Base Finish	Armcap Finish	Power Color	Upholstery Color	Thread Color	Approx. Packaged Weight	Grade C.O.M.	Grade C	Grade D	Grade E & C.O.L.	Grade F	Grade G	Grade H	Grade I	Grade J	Grade K	Grade L Leather	Grade M Leather
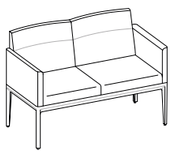 ZYGN	**Guest Loveseat** • Fully upholstered, featuring 3.5" molded foam seat cushions • 14" die-cast aluminum leg • Extruded aluminum base • Stitching detail on back rest • Debris clean-out spaces • Field replaceable components • Non-contrast COM = 3.5 yds Overall Dimensions: • W=44.75" D=23.5" H=31.5"	ZYGNCC	□□□	□□□	□□	□□	□□□	□□	□□□	□□	92.0#	$ 2809	$ 2966	$ 3008	$ 3057	$ 3090	$ 3155	$ 3223	$ 3310	$ 3470	$ 3636	$ 3803	$ 4133
 ZYGN	**Guest Loveseat, Bariatric** • Fully upholstered, featuring 3.5" molded foam seat cushions • 14" die-cast aluminum leg • Extruded aluminum base • Stitching detail on back rest • Debris clean-out spaces • Field replaceable components • Non-contrast COM = 5.25 yds Overall Dimensions: • W=61.75" D=23.5" H=31.5"	ZYGNBB	□□□	□□□	□□	□□	□□□	□□	□□□	□□	116.5#	$ 3349	$ 3585	$ 3647	$ 3720	$ 3771	$ 3870	$ 3971	$ 4100	$ 4342	$ 4590	$ 4840	$ 5336
		Ⓐ	Ⓑ	Ⓒ	Ⓓ	Ⓔ	Ⓕ	Ⓖ	Ⓗ	Ⓘ													

HOW TO ORDER

Indicate the following information on order form:
1. Quantity of each item.
2. Model number, including options. See "How To Build a Model Number".
3. Any special service required.

Note: • The □ indicates that a choice is required.
- The absence of the □ indicates that no choice is required.
- Alpha-numeric characters in place of □ indicate that no other alternatives are available.

HOW TO BUILD A MODEL NUMBER

Ⓐ Select basic model.

Ⓑ Select armcap type.

NAC	- No armcap
PACBL	- Black poly armcap; add $107
WAC	- Wood armcaps; add $139

Ⓒ Select power & location.

NP	- No power
M1C	- One Power Module, Centered; add $257
M1L	- One Power Module, Left-Facing; add $257
M1R	- One Power Module, Right-Facing; add $257
M2	- Two Power Modules; add $623

Ⓓ Select glide.

GFT	- Felt glides
GPL	- Plastic glides

Glides adjust 7/8"

Ⓔ Select base/leg finish.
Refer to the **Product Color Options** page in this price list.
Polished aluminum base/leg requires an upcharge. See FINISH INFORMATION.

Ⓕ Select armcap finish.
Refer to the **Product Color Options** page in this price list.

Ⓖ Select power module color.

WPBL	- Black/Black Power Module
WPWH	- White/White Power Module

Ⓗ Select upholstery grade/color.
Refer to **ki.com/fabrics**

Ⓘ Select thread color.
Refer to the **Product Color Options** page in this price list.

NOTE

Ganging is not available on Zoetry product.

Zoety is offered in non-contrasting upholstery only, as standard.

FINISH INFORMATION

Polished Aluminum Upcharge:

Guest Chair	
ZYGNC	$112
ZYGNB	$112
Guest Loveseat	
ZYGNCC	$112
ZYGNBB	$112
ZYGNBC	$112
ZYGNCB	$112
Tandem Guest Loveseat	
ZYGACC	$112
ZYGABB	$112
ZYGABC	$112
ZYGACB	$112
Guest Sofa	
ZYGNCCC	$170
ZYGNCWC	$170
ZYGNBWB	$170
ZYGNBWC	$170
ZYGNCWB	$170
Tandem Guest Sofa	
ZYGACCC	$170
ZYGACBC	$170
ZYGABCB	$170
Tandem Guest Sofa with Table	
ZYGACRC	$170
ZYGACTC	$170
ZYGACSC	$170
ZYGABRB	$170
ZYGABTB	$170
ZYGABSB	$170
ZYGABRC	$170
ZYGABTC	$170
ZYGABSC	$170
ZYGACRB	$170
ZYGACTB	$170
ZYGACSB	$170
Tandem Guest Opposing Orientation Sofa	
ZYGACTCL	$170
ZYGACTCR	$170
ZYGACSCL	$170
ZYGACSCR	$170
ZYGABTBL	$170
ZYGABTBR	$170
ZYGABSBL	$170
ZYGABSBR	$170
ZYGABTCL	$170
ZYGABTCR	$170
ZYGABSCL	$170
ZYGABSCR	$170

SPECIAL SERVICES

Special Carton Marking

With specially marked information	N/C

Shipping

Ships **assembled, FOB High Point, NC 27263, freight prepaid.** Freight class 250.

Specifications and prices are subject to change without prior notice.

Zoetry® Guest Seating
Guest Loveseat

Zoetry® Guest Seating
Guest Loveseat

	MODEL	MODEL NUMBER: Basic Model	Armcap Type	Power & Location	Glide Option	Base Finish	Armcap Finish	Power Color	Upholstery Color	Thread Color	Approx. Packaged Weight	Grade C.O.M.	Grade C	Grade D	Grade E & C.O.L.	Grade F	Grade G	Grade H	Grade I	Grade J	Grade K	Grade L Leather	Grade M Leather
 ZYGN	**Guest Loveseat, Bariatric Left/Standard Right** • Fully upholstered, featuring 3.5" molded foam seat cushions • 14" die-cast aluminum leg • Extruded aluminum base • Stitching detail on back rest • Debris clean-out spaces • Field replaceable components • Non-contrast COM = 3.75 yds Overall Dimensions: • W=53.25" D=23.5" H=31.5"	ZYGNBC	□□□	□□□	□□	□□	□□□	□□	□□□	□□	125.0#	$ 3130	$ 3299	$ 3343	$ 3395	$ 3431	$ 3502	$ 3574	$ 3667	$ 3839	$ 4017	$ 4194	$ 4550
 ZYGN	**Guest Loveseat, Standard Left/Bariatric Right** • Fully upholstered, featuring 3.5" molded foam seat cushions • 14" die-cast aluminum leg • Extruded aluminum base • Stitching detail on back rest • Debris clean-out spaces • Field replaceable components • Non-contrast COM = 3.75 yds Overall Dimensions: • W=53.25" D=23.5" H=31.5"	ZYGNCB	□□□	□□□	□□	□□	□□□	□□	□□□	□□	125.0#	$ 3130	$ 3299	$ 3343	$ 3395	$ 3431	$ 3502	$ 3574	$ 3667	$ 3839	$ 4017	$ 4194	$ 4550
		Ⓐ	Ⓑ	Ⓒ	Ⓓ	Ⓔ	Ⓕ	Ⓖ	Ⓗ	Ⓘ													

HOW TO ORDER

Indicate the following information on order form:
1. Quantity of each item.
2. Model number, including options. See "How To Build a Model Number".
3. Any special service required.

Note: • The □ indicates that a choice is required.
- The absence of the □ indicates that no choice is required.
- Alpha-numeric characters in place of □ indicate that no other alternatives are available.

HOW TO BUILD A MODEL NUMBER

Ⓐ Select basic model.

Ⓑ Select armcap type.

NAC	- No armcap
PACBL	- Black poly armcap; add $107
WAC	- Wood armcaps; add $139

Ⓒ Select power & location.

NP	- No power
M1C	- One Power Module, Centered; add $257
M1L	- One Power Module, Left-Facing; add $257
M1R	- One Power Module, Right-Facing; add $257
M2	- Two Power Modules; add $623

Ⓓ Select glide.

GFT	- Felt glides
GPL	- Plastic glides

Glides adjust 7/8"

Ⓔ Select base/leg finish.
Refer to the **Product Color Options** page in this price list.
Polished aluminum base/leg requires an upcharge. See FINISH INFORMATION.

Ⓕ Select armcap finish.
Refer to the **Product Color Options** page in this price list.

Ⓖ Select power module color.

WPBL	- Black/Black Power Module
WPWH	- White/White Power Module

Ⓗ Select upholstery grade/color.
Refer to **ki.com/fabrics**

Ⓘ Select thread color.
Refer to the **Product Color Options** page in this price list.

NOTE
Ganging is not available on Zoetry product.

Zoety is offered in non-contrasting upholstery only, as standard.

FINISH INFORMATION
Polished Aluminum Upcharge:

Guest Chair	
ZYGNC	$112
ZYGNB	$112
Guest Loveseat	
ZYGNCC	$112
ZYGNBB	$112
ZYGNBC	$112
ZYGNCB	$112
Tandem Guest Loveseat	
ZYGACC	$112
ZYGABB	$112
ZYGABC	$112
ZYGACB	$112
Guest Sofa	
ZYGNCCC	$170
ZYGNCWC	$170
ZYGNBWB	$170
ZYGNBWC	$170
ZYGNCWB	$170

Tandem Guest Sofa	
ZYGACCC	$170
ZYGACBC	$170
ZYGABCB	$170
Tandem Guest Sofa with Table	
ZYGACRC	$170
ZYGACTC	$170
ZYGACSC	$170
ZYGABRB	$170
ZYGABTB	$170
ZYGABSB	$170
ZYGABRC	$170
ZYGABTC	$170
ZYGABSC	$170
ZYGACRB	$170
ZYGACTB	$170
ZYGACSB	$170

Tandem Guest Opposing Orientation Sofa	
ZYGACTCL	$170
ZYGACTCR	$170
ZYGACSCL	$170
ZYGACSCR	$170
ZYGABTBL	$170
ZYGABTBR	$170
ZYGABSBL	$170
ZYGABSBR	$170
ZYGABTCL	$170
ZYGABTCR	$170
ZYGABSCL	$170
ZYGABSCR	$170

SPECIAL SERVICES

Special Carton Marking

With specially marked information	N/C

Shipping
Ships **assembled, FOB High Point, NC 27263, freight prepaid.** Freight class 250.

Specifications and prices are subject to change without prior notice.

Zoetry® Guest Seating
Tandem Guest Loveseat

Zoetry® Guest Seating
Tandem Guest Loveseat

	MODEL	MODEL NUMBER Basic Model	Armcap Type	Power & Location	Glide Option	Base Finish	Armcap Finish	Power Color	Upholstery Color	Thread Color	Approx. Packaged Weight	Grade C.O.M.	Grade C	Grade D	Grade E & C.O.L.	Grade F	Grade G	Grade H	Grade I	Grade J	Grade K	Grade L Leather	Grade M Leather
 ZYGA	**Tandem Guest Loveseat** • Fully upholstered, featuring 3.5" molded foam seat cushions • 14" die-cast aluminum leg • Extruded aluminum base • Stitching detail on back rest • Debris clean-out spaces • Field replaceable components • Separating arms between seats • Non-contrast COM = 3.75 yds Overall Dimensions: • W=46.75" D=23.5" H=31.5"	ZYGACC	□□□	□□□	□□	□□	□□□	□□	□□□	□□	97.5#	$ 2916	$ 3085	$ 3129	$ 3181	$ 3217	$ 3288	$ 3360	$ 3453	$ 3625	$ 3803	$ 3980	$ 4336
 ZYGA	**Tandem Guest Loveseat, Bariatric** • Fully upholstered, featuring 3.5" molded foam seat cushions • 14" die-cast aluminum leg • Extruded aluminum base • Stitching detail on back rest • Debris clean-out spaces • Field replaceable components • Separating arms between seats • Non-contrast COM = 6 yds Overall Dimensions: • W=63.875" D=23.5" H=31.5"	ZYGABB	□□□	□□□	□□	□□	□□□	□□	□□□	□□	118.5#	$ 3456	$ 3727	$ 3797	$ 3882	$ 3939	$ 4052	$ 4168	$ 4315	$ 4591	$ 4875	$ 5161	$ 5729
		Ⓐ	Ⓑ	Ⓒ	Ⓓ	Ⓔ	Ⓕ	Ⓖ	Ⓗ	Ⓘ													

HOW TO ORDER

Indicate the following information on order form:
1. Quantity of each item.
2. Model number, including options. See "How To Build a Model Number".
3. Any special service required.

Note: • The □ indicates that a choice is required.
- The absence of the □ indicates that no choice is required.
- Alpha-numeric characters in place of □ indicate that no other alternatives are available.

HOW TO BUILD A MODEL NUMBER

Ⓐ Select basic model.

Ⓑ Select armcap type.

NAC	- No armcap
PACBL	- Black poly armcap; add $161
WAC	- Wood armcaps; add $210

Ⓒ Select power & location.

NP	- No power
M1C	- One Power Module, Centered; add $257
M1L	- One Power Module, Left-Facing; add $257
M1R	- One Power Module, Right-Facing; add $257
M2	- Two Power Modules; add $623

Ⓓ Select glide.

GFT	- Felt glides
GPL	- Plastic glides

Glides adjust 7/8"

Ⓔ Select base/leg finish.
Refer to the **Product Color Options** page in this price list.
Polished aluminum base/leg requires an upcharge. See FINISH INFORMATION.

Ⓕ Select armcap finish.
Refer to the **Product Color Options** page in this price list.

Ⓖ Select power module color.

WPBL	- Black/Black Power Module
WPWH	- White/White Power Module

Ⓗ Select upholstery grade/color.
Refer to **ki.com/fabrics**

Ⓘ Select thread color.
Refer to the **Product Color Options** page in this price list.

NOTE
Ganging is not available on Zoetry product.

Zoety is offered in non-contrasting upholstery only, as standard.

FINISH INFORMATION
Polished Aluminum Upcharge:

Guest Chair	
ZYGNC	$112
ZYGNB	$112
Guest Loveseat	
ZYGNCC	$112
ZYGNBB	$112
ZYGNBC	$112
ZYGNCB	$112
Tandem Guest Loveseat	
ZYGACC	$112
ZYGABB	$112
ZYGABC	$112
ZYGACB	$112
Guest Sofa	
ZYGNCCC	$170
ZYGNCWC	$170
ZYGNBWB	$170
ZYGNBWC	$170
ZYGNCWB	$170
Tandem Guest Sofa	
ZYGACCC	$170
ZYGACBC	$170
ZYGABCB	$170
Tandem Guest Sofa with Table	
ZYGACRC	$170
ZYGACTC	$170
ZYGACSC	$170
ZYGABRB	$170
ZYGABTB	$170
ZYGABSB	$170
ZYGABRC	$170
ZYGABTC	$170
ZYGABSC	$170
ZYGACRB	$170
ZYGACTB	$170
ZYGACSB	$170
Tandem Guest Opposing Orientation Sofa	
ZYGACTCL	$170
ZYGACTCR	$170
ZYGACSCL	$170
ZYGACSCR	$170
ZYGABTBL	$170
ZYGABTBR	$170
ZYGABSBL	$170
ZYGABSBR	$170
ZYGABTCL	$170
ZYGABTCR	$170
ZYGABSCL	$170
ZYGABSCR	$170

SPECIAL SERVICES

Special Carton Marking

With specially marked information	N/C

Shipping
Ships **assembled, FOB High Point, NC 27263, freight prepaid.** Freight class 250.

Specifications and prices are subject to change without prior notice.

Zoetry® Guest Seating
Tandem Guest Loveseat

Zoetry® Guest Seating
Tandem Guest Loveseat

MODEL	MODEL NUMBER Basic Model	Armcap Type	Power & Location	Glide Option	Base Finish	Armcap Finish	Power Color	Upholstery Color	Thread Color	Approx. Packaged Weight	Grade C.O.M.	Grade C	Grade D	Grade E & C.O.L.	Grade F	Grade G	Grade H	Grade I	Grade J	Grade K	Grade L Leather	Grade M Leather
 ZYGA **Tandem Guest Loveseat, Bariatric Left/ Standard Right** • Fully upholstered, featuring 3.5" molded foam seat cushions • 14" die-cast aluminum leg • Extruded aluminum base • Stitching detail on back rest • Debris clean-out spaces • Field replaceable components • Separating arms between seats • Non-contrast COM = 4.5 yds Overall Dimensions: • W=55.38" D=23.5" H=31.5"	ZYGABC	□□□	□□□	□□	□□	□□□	□□	□□□	□□	108.0#	$ 3237	$ 3439	$ 3492	$ 3556	$ 3598	$ 3684	$ 3770	$ 3881	$ 4088	$ 4300	$ 4514	$ 4940
 ZYGA **Tandem Guest Loveseat, Standard Left/ Bariatric Right** • Fully upholstered, featuring 3.5" molded foam seat cushions • 14" die-cast aluminum leg • Extruded aluminum base • Stitching detail on back rest • Debris clean-out spaces • Field replaceable components • Separating arms between seats • Non-contrast COM = 4.5 yds Overall Dimensions: • W=55.38" D=23.5" H=31.5"	ZYGACB	□□□	□□□	□□	□□	□□□	□□	□□□	□□	108.0#	$ 3237	$ 3439	$ 3492	$ 3556	$ 3598	$ 3684	$ 3770	$ 3881	$ 4088	$ 4300	$ 4514	$ 4940
	Ⓐ	Ⓑ	Ⓒ	Ⓓ	Ⓔ	Ⓕ	Ⓖ	Ⓗ	Ⓘ													

HOW TO ORDER

Indicate the following information on order form:
1. Quantity of each item.
2. Model number, including options. See "How To Build a Model Number".
3. Any special service required.

Note: • The □ indicates that a choice is required.
• The absence of the □ indicates that no choice is required.
• Alpha-numeric characters in place of □ indicate that no other alternatives are available.

HOW TO BUILD A MODEL NUMBER

Ⓐ Select basic model.

Ⓑ Select armcap type.

NAC	- No armcap
PACBL	- Black poly armcap; add $161
WAC	- Wood armcaps; add $210

Ⓒ Select power & location.

NP	- No power
M1C	- One Power Module, Centered; add $257
M1L	- One Power Module, Left-Facing; add $257
M1R	- One Power Module, Right-Facing; add $257
M2	- Two Power Modules; add $623

Ⓓ Select glide.

GFT	- Felt glides
GPL	- Plastic glides

Glides adjust 7/8"

Ⓔ Select base/leg finish.
Refer to the **Product Color Options** page in this price list.
Polished aluminum base/leg requires an upcharge. See FINISH INFORMATION.

Ⓕ Select armcap finish.
Refer to the **Product Color Options** page in this price list.

Ⓖ Select power module color.

WPBL	- Black/Black Power Module
WPWH	- White/White Power Module

Ⓗ Select upholstery grade/color.
Refer to **ki.com/fabrics**

Ⓘ Select thread color.
Refer to the **Product Color Options** page in this price list.

NOTE
Ganging is not available on Zoetry product.

Zoety is offered in non-contrasting upholstery only, as standard.

FINISH INFORMATION
Polished Aluminum Upcharge:

Guest Chair	
ZYGNC	$112
ZYGNB	$112
Guest Loveseat	
ZYGNCC	$112
ZYGNBB	$112
ZYGNBC	$112
ZYGNCB	$112
Tandem Guest Loveseat	
ZYGACC	$112
ZYGABB	$112
ZYGABC	$112
ZYGACB	$112
Guest Sofa	
ZYGNCCC	$170
ZYGNCWC	$170
ZYGNBWB	$170
ZYGNBWC	$170
ZYGNCWB	$170
Tandem Guest Sofa	
ZYGACCC	$170
ZYGACBC	$170
ZYGABCB	$170
Tandem Guest Sofa with Table	
ZYGACRC	$170
ZYGACTC	$170
ZYGACSC	$170
ZYGABRB	$170
ZYGABTB	$170
ZYGABSB	$170
ZYGABRC	$170
ZYGABTC	$170
ZYGABSC	$170
ZYGACRB	$170
ZYGACTB	$170
ZYGACSB	$170
Tandem Guest Opposing Orientation Sofa	
ZYGACTCL	$170
ZYGACTCR	$170
ZYGACSCL	$170
ZYGACSCR	$170
ZYGABTBL	$170
ZYGABTBR	$170
ZYGABSBL	$170
ZYGABSBR	$170
ZYGABTCL	$170
ZYGABTCR	$170
ZYGABSCL	$170
ZYGABSCR	$170

SPECIAL SERVICES

Special Carton Marking

With specially marked information	N/C

Shipping
Ships **assembled, FOB High Point, NC 27263, freight prepaid.** Freight class 250.

Specifications and prices are subject to change without prior notice.

Zoetry® Guest Seating
Guest Sofa

Zoetry® Guest Seating
Guest Sofa

	MODEL	MODEL NUMBER Basic Model	Armcap Type	Power & Location	Glide Option	Base Finish	Armcap Finish	Power Color	Uph. Color	Thread Color	Table Finish	Edge Color (73P)	Approx. Packaged Weight	Grade C.O.M.	Grade C	Grade D	Grade E & C.O.L.	Grade F	Grade G	Grade H	Grade I	Grade J	Grade K	Grade L Leather	Grade M Leather
 ZYGN	**Guest Sofa** • Fully upholstered, featuring 3.5" molded foam seat cushions • 14" die-cast aluminum leg • Extruded aluminum base • Stitching detail on back rest • Debris clean-out spaces • Field replaceable components • Non-contrast COM = 4.75 yds Overall Dimensions: • W=64.9" D=23.5" H=31.5"	ZYGNCCC	□□□	□□□	□□	□□	□□□	□□	□□□	□□			117.5#	$ 3530	$ 3743	$ 3800	$ 3866	$ 3912	$ 4001	$ 4092	$ 4209	$ 4428	$ 4652	$ 4878	$ 5328
 ZYGN	**Guest Sofa, Standard/Working Height Table/Standard** • Fully upholstered, featuring 3.5" molded foam seat cushions • 14" die-cast aluminum leg • Extruded aluminum base • Stitching detail on back rest • Debris clean-out spaces • Field replaceable components • Power located in table surface, when power specified • No arms near table to allow for collaboration and storage • Non-contrast COM = 3.5 yds Overall Dimensions: • W=69.25" D=23.5" H=31.5"	ZYGNCWC	□□□	□□□	□□	□□	□□□	□□	□□□	□□	□□	□□	167.5#	$ 4280	$ 4437	$ 4479	$ 4528	$ 4561	$ 4628	$ 4695	$ 4782	$ 4942	$ 5108	$ 5274	$ 5606
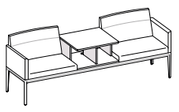 ZYGN	**Guest Sofa, Bariatric/Working Height Table/Bariatric** • Fully upholstered, featuring 3.5" molded foam seat cushions • 14" die-cast aluminum leg • Extruded aluminum base • Stitching detail on back rest • Debris clean-out spaces • Field replaceable components • Power located in table surface, when power specified • No arms near table to allow for collaboration and storage • Non-contrast COM = 5.25 yds Overall Dimensions: • W=86.25" D=23.5" H=31.5"	ZYGNBWB	□□□	□□□	□□	□□	□□□	□□	□□□	□□	□□	□□	236.5#	$ 4489	$ 4725	$ 4787	$ 4861	$ 4911	$ 5010	$ 5110	$ 5241	$ 5482	$ 5730	$ 5979	$ 6477
		Ⓐ	Ⓑ	Ⓒ	Ⓓ	Ⓔ	Ⓕ	Ⓖ	Ⓗ	Ⓘ	Ⓙ	Ⓚ													

HOW TO ORDER

Indicate the following information on order form:
1. Quantity of each item.
2. Model number, including options. See "How To Build a Model Number".
3. Any special service required.

Note: • The □ indicates that a choice is required.
• The absence of the □ indicates that no choice is required.
• Alpha-numeric characters in place of □ indicate that no other alternatives are available.

HOW TO BUILD A MODEL NUMBER

Ⓐ Select basic model.

Ⓑ Select armcap type.

NAC	- No armcap
PACBL	- Black poly armcap; add $107
WAC	- Wood armcaps; add $139

Ⓒ Select power & location.

NP	- No power
M1	- One Power Module; add $239
M1L	- One Power Module, Left-Facing; add $257
M1R	- One Power Module, Right-Facing; add $257
M2	- Two Power Modules; add $623

Models with tables are only available with NP or M1.

Ⓓ Select glide.

GFT	- Felt glides
GPL	- Plastic glides

Glides adjust 7/8"

Ⓔ Select base/leg finish.
Refer to the **Product Color Options** page in this price list.
Polished aluminum base/leg requires an upcharge. See FINISH INFORMATION.

Ⓕ Select armcap finish.
Refer to the **Product Color Options** page in this price list.

Ⓖ Select power module color.

WPBL	- Black/Black Power Module
WPSL	- Silver/White Power Module
WPWH	- White/White Power Module

Ⓗ Select upholstery grade/color.
Refer to **ki.com/fabrics**

Ⓘ Select thread color.
Refer to the **Product Color Options** page in this price list.

Ⓙ Select laminate table finish.
Refer to the **Product Color Options** page in this price list.

Ⓚ Select 73P edge color.
Refer to the **Product Color Options** page in this price list.

NOTE

Ganging is not available on Zoetry product.

Zoety is offered in non-contrasting upholstery only, as standard.

FINISH INFORMATION

Polished Aluminum Upcharge:

Guest Chair	
ZYGNC	$112
ZYGNB	$112
Guest Loveseat	
ZYGNCC	$112
ZYGNBB	$112
ZYGNBC	$112
ZYGNCB	$112
Tandem Guest Loveseat	
ZYGACC	$112
ZYGABB	$112
ZYGABC	$112
ZYGACB	$112
Guest Sofa	
ZYGNCCC	$170
ZYGNCWC	$170
ZYGNBWB	$170
ZYGNBWC	$170
ZYGNCWB	$170
Tandem Guest Sofa	
ZYGACCC	$170
ZYGACBC	$170
ZYGABCB	$170
Tandem Guest Sofa with Table	
ZYGACRC	$170
ZYGACTC	$170
ZYGACSC	$170
ZYGABRB	$170
ZYGABTB	$170
ZYGABSB	$170
ZYGABRC	$170
ZYGABTC	$170
ZYGABSC	$170
ZYGACRB	$170
ZYGACTB	$170
ZYGACSB	$170
Tandem Guest Opposing Orientation Sofa	
ZYGACTCL	$170
ZYGACTCR	$170
ZYGACSCL	$170
ZYGACSCR	$170
ZYGABTBL	$170
ZYGABTBR	$170
ZYGABSBL	$170
ZYGABSBR	$170
ZYGABTCL	$170
ZYGABTCR	$170
ZYGABSCL	$170
ZYGABSCR	$170

SPECIAL SERVICES

Special Carton Marking

With specially marked information	N/C

Shipping
Ships **assembled, FOB High Point, NC 27263, freight prepaid.** Freight class 250.

Specifications and prices are subject to change without prior notice.

Zoetry® Guest Seating
Guest Sofa

Zoetry® Guest Seating
Guest Sofa

MODEL	MODEL NUMBER: Basic Model	Armcap Type Ⓑ	Power & Location Ⓒ	Glide Option Ⓓ	Base Finish Ⓔ	Armcap Finish Ⓕ	Power Color Ⓖ	Uph. Color Ⓗ	Thread Color Ⓘ	Table Finish Ⓙ	Edge Color (73P) Ⓚ	Approx. Packaged Weight	Grade C.O.M.	Grade C	Grade D	Grade E & C.O.L.	Grade F	Grade G	Grade H	Grade I	Grade J	Grade K	Grade L Leather	Grade M Leather
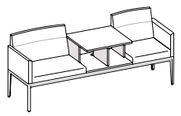 ZYGN **Guest Sofa, Bariatric/Working Height Table/Standard** • Fully upholstered, featuring 3.5” molded foam seat cushions • 14” die-cast aluminum leg • Extruded aluminum base • Stitching detail on back rest • Debris clean-out spaces • Field replaceable components • Power located in table surface, when power specified • No arms near table to allow for collaboration and storage • Non-contrast COM = 3.75 yds Overall Dimensions: • W=77.75” D=23.5” H=31.5”	ZYGNBWC	☐☐☐	☐☐☐	☐☐	☐☐	☐☐☐	☐☐	☐☐☐	☐☐	☐☐	☐☐	227.0#	$ 4521	$ 4690	$ 4734	$ 4786	$ 4822	$ 4893	$ 4965	$ 5058	$ 5230	$ 5408	$ 5585	$ 5941
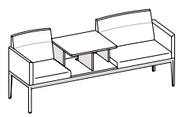 ZYGN **Guest Sofa, Standard/Working Height Table/Bariatric** • Fully upholstered, featuring 3.5” molded foam seat cushions • 14” die-cast aluminum leg • Extruded aluminum base • Stitching detail on back rest • Debris clean-out spaces • Field replaceable components • Power located in table surface, when power specified • No arms near table to allow for collaboration and storage • Non-contrast COM = 3.75 yds Overall Dimensions: • W=77.75” D=23.5” H=31.5”	ZYGNCWB	☐☐☐	☐☐☐	☐☐	☐☐	☐☐☐	☐☐	☐☐☐	☐☐	☐☐	☐☐	229.0#	$ 4521	$ 4690	$ 4734	$ 4786	$ 4822	$ 4893	$ 4965	$ 5058	$ 5230	$ 5408	$ 5585	$ 5941
	Ⓐ	Ⓑ	Ⓒ	Ⓓ	Ⓔ	Ⓕ	Ⓖ	Ⓗ	Ⓘ	Ⓙ	Ⓚ													

HOW TO ORDER

Indicate the following information on order form:
1. Quantity of each item.
2. Model number, including options. See “How To Build a Model Number”.
3. Any special service required.

Note: • The ☐ indicates that a choice is required.
• The absence of the ☐ indicates that no choice is required.
• Alpha-numeric characters in place of ☐ indicate that no other alternatives are available.

HOW TO BUILD A MODEL NUMBER

Ⓐ Select basic model.

Ⓑ Select armcap type.
- **NAC** - No armcap
- **PACBL** - Black poly armcap; add $107
- **WAC** - Wood armcaps; add $139

Ⓒ Select power & location.
- **NP** - No power
- **M1** - One Power Module; add $239

Ⓓ Select glide.
- **GFT** - Felt glides
- **GPL** - Plastic glides

Glides adjust 7/8”

Ⓔ Select base/leg finish.
Refer to the **Product Color Options** page in this price list.
Polished aluminum base/leg requires an upcharge. See FINISH INFORMATION.

Ⓕ Select armcap finish.
Refer to the **Product Color Options** page in this price list.

Ⓖ Select power module color.
- **WPBL** - Black/Black Power Module
- **WPSL** - Silver/White Power Module
- **WPWH** - White/White Power Module

Ⓗ Select upholstery grade/color.
Refer to **ki.com/fabrics**

Ⓘ Select thread color.
Refer to the **Product Color Options** page in this price list.

Ⓙ Select laminate table finish.
Refer to the **Product Color Options** page in this price list.

Ⓚ Select 73P edge color.
Refer to the **Product Color Options** page in this price list.

NOTE

Ganging is not available on Zoetry product.

Zoety is offered in non-contrasting upholstery only, as standard.

FINISH INFORMATION

Polished Aluminum Upcharge:

Guest Chair	
ZYGNC	$112
ZYGNB	$112
Guest Loveseat	
ZYGNCC	$112
ZYGNBB	$112
ZYGNBC	$112
ZYGNCB	$112
Tandem Guest Loveseat	
ZYGACC	$112
ZYGABB	$112
ZYGABC	$112
ZYGACB	$112
Guest Sofa	
ZYGNCCC	$170
ZYGNCWC	$170
ZYGNBWB	$170
ZYGNBWC	$170
ZYGNCWB	$170

Tandem Guest Sofa	
ZYGACCC	$170
ZYGACBC	$170
ZYGABCB	$170
Tandem Guest Sofa with Table	
ZYGACRC	$170
ZYGACTC	$170
ZYGACSC	$170
ZYGABRB	$170
ZYGABTB	$170
ZYGABSB	$170
ZYGABRC	$170
ZYGABTC	$170
ZYGABSC	$170
ZYGACRB	$170
ZYGACTB	$170
ZYGACSB	$170

Tandem Guest Opposing Orientation Sofa	
ZYGACTCL	$170
ZYGACTCR	$170
ZYGACSCL	$170
ZYGACSCR	$170
ZYGABTBL	$170
ZYGABTBR	$170
ZYGABSBL	$170
ZYGABSBR	$170
ZYGABTCL	$170
ZYGABTCR	$170
ZYGABSCL	$170
ZYGABSCR	$170

SPECIAL SERVICES

Special Carton Marking

With specially marked information	N/C

Shipping

Ships **assembled, FOB High Point, NC 27263, freight prepaid.** Freight class 250.

Specifications and prices are subject to change without prior notice.

Zoetry® Guest Seating
Tandem Guest Sofa

Zoetry® Guest Seating
Tandem Guest Sofa

	MODEL	MODEL NUMBER Basic Model	Armcap Type	Power & Location	Glide Option	Base Finish	Armcap Finish	Power Color	Uph. Color	Thread Color	Approx. Packaged Weight	Grade C.O.M.	Grade C	Grade D	Grade E & C.O.L.	Grade F	Grade G	Grade H	Grade I	Grade J	Grade K	Grade L Leather	Grade M Leather
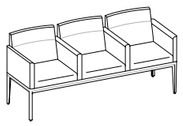 ZYGA	**Tandem Guest Sofa** • Fully upholstered, featuring 3.5" molded foam seat cushions • 14" die-cast aluminum leg • Extruded aluminum base • Stitching detail on back rest • Debris clean-out spaces • Field replaceable components • Separating arms between seats • Non-contrast COM = 5.5 yds Overall Dimensions: • W=69.25" D=23.5" H=31.5"	ZYGACCC	□□□	□□□	□□	□□	□□□	□□	□□□	□□	126.5#	$ 4066	$ 4314	$ 4378	$ 4457	$ 4509	$ 4613	$ 4718	$ 4854	$ 5107	$ 5367	$ 5628	$ 6149
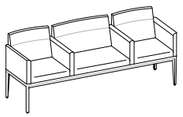 ZYGA	**Tandem Guest Sofa, Standard/Bariatric/ Standard** • Fully upholstered, featuring 3.5" molded foam seat cushions • 14" die-cast aluminum leg • Extruded aluminum base • Stitching detail on back rest • Debris clean-out spaces • Field replaceable components • Separating arms between seats • Non-contrast COM = 5.75 yds Overall Dimensions: • W=77.75" D=23.5" H=31.5"	ZYGACBC	□□□	□□□	□□	□□	□□□	□□	□□□	□□	187.5#	$ 4467	$ 4726	$ 4794	$ 4875	$ 4929	$ 5038	$ 5148	$ 5290	$ 5554	$ 5826	$ 6100	$ 6644
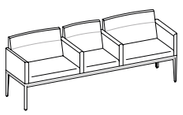 ZYGA	**Tandem Guest Sofa, Bariatric/Standard/ Bariatric** • Fully upholstered, featuring 3.5" molded foam seat cushions • 14" die-cast aluminum leg • Extruded aluminum base • Stitching detail on back rest • Debris clean-out spaces • Field replaceable components • Separating arms between seats • Non-contrast COM = 6.5 yds Overall Dimensions: • W=86.25" D=23.5" H=31.5"	ZYGABCB	□□□	□□□	□□	□□	□□□	□□	□□□	□□	197.0#	$ 4692	$ 4984	$ 5061	$ 5152	$ 5215	$ 5337	$ 5462	$ 5623	$ 5921	$ 6228	$ 6538	$ 7153
		Ⓐ	Ⓑ	Ⓒ	Ⓓ	Ⓔ	Ⓕ	Ⓖ	Ⓗ	Ⓘ													

HOW TO ORDER

Indicate the following information on order form:
1. Quantity of each item.
2. Model number, including options. See "How To Build a Model Number".
3. Any special service required.

Note: • The □ indicates that a choice is required.
- The absence of the □ indicates that no choice is required.
- Alpha-numeric characters in place of □ indicate that no other alternatives are available.

HOW TO BUILD A MODEL NUMBER

Ⓐ Select basic model.

Ⓑ Select armcap type.

NAC	- No armcap
PACBL	- Black poly armcap; add $214
WAC	- Wood armcaps; add $279

Ⓒ Select power & location.

NP	- No power
M1L	- One Power Module, Left-Facing; add $257
M1R	- One Power Module, Right-Facing; add $257
M2	- Two Power Modules; add $623

Ⓓ Select glide.

GFT	- Felt glides
GPL	- Plastic glides

Glides adjust 7/8"

Ⓔ Select base/leg finish.
Refer to the **Product Color Options** page in this price list.
Polished aluminum base/leg requires an upcharge. See FINISH INFORMATION.

Ⓕ Select armcap finish.
Refer to the **Product Color Options** page in this price list.

Ⓖ Select power module color.

WPBL	- Black/Black Power Module
WPWH	- White/White Power Module

Ⓗ Select upholstery grade/color.
Refer to **ki.com/fabrics**

Ⓘ Select thread color.
Refer to the **Product Color Options** page in this price list.

NOTE
Ganging is not available on Zoetry product.

Zoety is offered in non-contrasting upholstery only, as standard.

FINISH INFORMATION
Polished Aluminum Upcharge:

Guest Chair	
ZYGNC	$112
ZYGNB	$112
Guest Loveseat	
ZYGNCC	$112
ZYGNBB	$112
ZYGNBC	$112
ZYGNCB	$112
Tandem Guest Loveseat	
ZYGACC	$112
ZYGABB	$112
ZYGABC	$112
ZYGACB	$112
Guest Sofa	
ZYGNCCC	$170
ZYGNCWC	$170
ZYGNBWB	$170
ZYGNBWC	$170
ZYGNCWB	$170

Tandem Guest Sofa	
ZYGACCC	$170
ZYGACBC	$170
ZYGABCB	$170
Tandem Guest Sofa with Table	
ZYGACRC	$170
ZYGACTC	$170
ZYGACSC	$170
ZYGABRB	$170
ZYGABTB	$170
ZYGABSB	$170
ZYGABRC	$170
ZYGABTC	$170
ZYGABSC	$170
ZYGACRB	$170
ZYGACTB	$170
ZYGACSB	$170

Tandem Guest Opposing Orientation Sofa	
ZYGACTCL	$170
ZYGACTCR	$170
ZYGACSCL	$170
ZYGACSCR	$170
ZYGABTBL	$170
ZYGABTBR	$170
ZYGABSBL	$170
ZYGABSBR	$170
ZYGABTCL	$170
ZYGABTCR	$170
ZYGABSCL	$170
ZYGABSCR	$170

SPECIAL SERVICES

Special Carton Marking

With specially marked information	N/C

Shipping
Ships **assembled, FOB High Point, NC 27263, freight prepaid.** Freight class 250.

Specifications and prices are subject to change without prior notice.

Zoetry® Guest Seating
Tandem Guest Sofa with Table

Zoetry® Guest Seating
Tandem Guest Sofa with Table

	MODEL	MODEL NUMBER: Basic Model	Armcap Type	Power & Location	Glide Option	Base Finish	Armcap Finish	Power Color	Uph. Color	Thread Color	Table Finish	Edge Color (73P)	Approx. Packaged Weight	Grade C.O.M.	Grade C	Grade D	Grade E & C.O.L.	Grade F	Grade G	Grade H	Grade I	Grade J	Grade K	Grade L Leather	Grade M Leather
 ZYGA	**Tandem Guest Sofa, Standard/Raised Table/Standard** • Fully upholstered, featuring 3.5" molded foam seat cushions • 14" die-cast aluminum leg • Extruded aluminum base • Stitching detail on back rest • Debris clean-out spaces • Field replaceable components • Separating arms • Power located in table surface, when power specified • Table features raised portion for easy access to personal items • Non-contrast COM = 4.75 yds Overall Dimensions: • W=69.25" D=23.5" H=31.5"	ZYGACRC	□□□	□□□	□□	□□	□□□	□□	□□□	□□	□□	□□	127.0#	$ 4280	$ 4494	$ 4550	$ 4617	$ 4662	$ 4752	$ 4843	$ 4961	$ 5179	$ 5404	$ 5629	$ 6079
 ZYGA	**Tandem Guest Sofa, Standard/Flat Table/ Standard** • Fully upholstered, featuring 3.5" molded foam seat cushions • 14" die-cast aluminum leg • Extruded aluminum base • Stitching detail on back rest • Debris clean-out spaces • Field replaceable components • Separating arms • Power located in table surface, when power specified • In-line table supports personal items • Non-contrast COM = 4.75 yds Overall Dimensions: • W=69.25" D=23.5" H=31.5"	ZYGACTC	□□□	□□□	□□	□□	□□□	□□	□□□	□□	□□	□□	126.0#	$ 3852	$ 4066	$ 4122	$ 4122	$ 4234	$ 4324	$ 4415	$ 4533	$ 4751	$ 4976	$ 5201	$ 5651

Ⓐ Ⓑ Ⓒ Ⓓ Ⓔ Ⓕ Ⓖ Ⓗ Ⓘ Ⓙ Ⓚ

HOW TO ORDER

Indicate the following information on order form:
1. Quantity of each item.
2. Model number, including options. See "How To Build a Model Number".
3. Any special service required.

Note: • The □ indicates that a choice is required.
• The absence of the □ indicates that no choice is required.
• Alpha-numeric characters in place of □ indicate that no other alternatives are available.

HOW TO BUILD A MODEL NUMBER

Ⓐ Select basic model.

Ⓑ Select armcap type.
- **NAC** - No armcap
- **PACBL** - Black poly armcap; add $214
- **WAC** - Wood armcaps; add $279

Ⓒ Select power & location.
- **M1** - One Power Module; add $239
- **NP** - No power

Ⓓ Select glide.
- **GFT** - Felt glides
- **GPL** - Plastic glides

Glides adjust 7/8"

Ⓔ Select base/leg finish.
Refer to the **Product Color Options** page in this price list.
Polished aluminum base/leg requires an upcharge. See FINISH INFORMATION.

Ⓕ Select armcap finish.
Refer to the **Product Color Options** page in this price list.

Ⓖ Select power module color.
- **WPBL** - Black/Black Power Module
- **WPSL** - Silver/White Power Module
- **WPWH** - White/White Power Module

Ⓗ Select upholstery grade/color.
Refer to **ki.com/fabrics**

Ⓘ Select thread color.
Refer to the **Product Color Options** page in this price list.

Ⓙ Select laminate table finish.
Refer to the **Product Color Options** page in this price list.

Ⓚ Select 73P edge color.
Refer to the **Product Color Options** page in this price list.

NOTE

Ganging is not available on Zoetry product.

Zoety is offered in non-contrasting upholstery only, as standard.

FINISH INFORMATION

Polished Aluminum Upcharge:

Guest Chair	
ZYGNC	$112
ZYGNB	$112
Guest Loveseat	
ZYGNCC	$112
ZYGNBB	$112
ZYGNBC	$112
ZYGNCB	$112
Tandem Guest Loveseat	
ZYGACC	$112
ZYGABB	$112
ZYGABC	$112
ZYGACB	$112
Guest Sofa	
ZYGNCCC	$170
ZYGNCWC	$170
ZYGNBWB	$170
ZYGNBWC	$170
ZYGNCWB	$170

Tandem Guest Sofa	
ZYGACCC	$170
ZYGACBC	$170
ZYGABCB	$170
Tandem Guest Sofa with Table	
ZYGACRC	$170
ZYGACTC	$170
ZYGACSC	$170
ZYGABRB	$170
ZYGABTB	$170
ZYGABSB	$170
ZYGABRC	$170
ZYGABTC	$170
ZYGABSC	$170
ZYGACRB	$170
ZYGACTB	$170
ZYGACSB	$170

Tandem Guest Opposing Orientation Sofa	
ZYGACTCL	$170
ZYGACTCR	$170
ZYGACSCL	$170
ZYGACSCR	$170
ZYGABTBL	$170
ZYGABTBR	$170
ZYGABSBL	$170
ZYGABSBR	$170
ZYGABTCL	$170
ZYGABTCR	$170
ZYGABSCL	$170
ZYGABSCR	$170

SPECIAL SERVICES

Special Carton Marking

With specially marked information	N/C

Shipping

Ships **assembled, FOB High Point, NC 27263, freight prepaid.** Freight class 250.

Specifications and prices are subject to change without prior notice.

Zoetry® Guest Seating
Tandem Guest Sofa with Table

Zoetry® Guest Seating
Tandem Guest Sofa with Table

MODEL	MODEL NUMBER									Approx. Packaged Weight	Grade C.O.M.	Grade C	Grade D	Grade E & C.O.L.	Grade F	Grade G	Grade H	Grade I	Grade J	Grade K	Grade L Leather	Grade M Leather
	Basic Model	Armcap Type	Power & Location	Glide Option	Base Finish	Armcap Finish	Power Color	Uph. Color	Thread Color													
	ⒶZYGACSC	Ⓑ□□□	Ⓒ□□□	Ⓓ□□	Ⓔ□□	Ⓕ□□□	Ⓖ□□	Ⓗ□□□	Ⓘ□□	121.0#	$ 4280	$ 4493	$ 4550	$ 4616	$ 4662	$ 4751	$ 4842	$ 4959	$ 5178	$ 5402	$ 5628	$ 6078



ZYGA

Tandem Guest Sofa, Standard/Solid Surface Table/Standard
- Fully upholstered, featuring 3.5” molded foam seat cushions
- 14” die-cast aluminum leg
- Extruded aluminum base
- Stitching detail on back rest
- Debris clean-out spaces
- Field replaceable components
- Separating arms
- Power located in table surface, when power specified
- Corian® Solid Surface in-line table supports personal items
- Non-contrast COM = 4.75 yds

Overall Dimensions:
- W=69.25” D=23.5” H=31.5”

HOW TO ORDER

Indicate the following information on order form:
1. Quantity of each item.
2. Model number, including options. See “How To Build a Model Number”.
3. Any special service required.

Note: • The □ indicates that a choice is required.
- The absence of the □ indicates that no choice is required.
- Alpha-numeric characters in place of □ indicate that no other alternatives are available.

HOW TO BUILD A MODEL NUMBER

Ⓐ Select basic model.

Ⓑ Select armcap type.

NAC	- No armcap
PACBL	- Black poly armcap; add $214
WAC	- Wood armcaps; add $279

Ⓒ Select power & location.

M1	- One Power Module; add $239
NP	- No power

Ⓓ Select glide.

GFT	- Felt glides
GPL	- Plastic glides

Glides adjust 7/8”

Ⓔ Select base/leg finish.
Refer to the **Product Color Options** page in this price list.
Polished aluminum base/leg requires an upcharge. See FINISH INFORMATION.

Ⓕ Select armcap finish.
Refer to the **Product Color Options** page in this price list.

Ⓖ Select power module color.

WPBL	- Black/Black Power Module
WPSL	- Silver/White Power Module
WPWH	- White/White Power Module

Ⓗ Select upholstery grade/color.
Refer to **ki.com/fabrics**

Ⓘ Select thread color.
Refer to the **Product Color Options** page in this price list.

NOTE

Solid surface color is always Corian® Glacier White.
Corian® is a DuPont brand.

Ganging is not available on Zoetry product.

Zoety is offered in non-contrasting upholstery only, as standard.

FINISH INFORMATION

Polished Aluminum Upcharge:

Guest Chair	
ZYGNC	$112
ZYGNB	$112
Guest Loveseat	
ZYGNCC	$112
ZYGNBB	$112
ZYGNBC	$112
ZYGNCB	$112
Tandem Guest Loveseat	
ZYGACC	$112
ZYGABB	$112
ZYGABC	$112
ZYGACB	$112
Guest Sofa	
ZYGNCCC	$170
ZYGNCWC	$170
ZYGNBWB	$170
ZYGNBWC	$170
ZYGNCWB	$170
Tandem Guest Sofa	
ZYGACCC	$170
ZYGACBC	$170
ZYGABCB	$170
Tandem Guest Sofa with Table	
ZYGACRC	$170
ZYGACTC	$170
ZYGACSC	$170
ZYGABRB	$170
ZYGABTB	$170
ZYGABSB	$170
ZYGABRC	$170
ZYGABTC	$170
ZYGABSC	$170
ZYGACRB	$170
ZYGACTB	$170
ZYGACSB	$170
Tandem Guest Opposing Orientation Sofa	
ZYGACTCL	$170
ZYGACTCR	$170
ZYGACSCL	$170
ZYGACSCR	$170
ZYGABTBL	$170
ZYGABTBR	$170
ZYGABSBL	$170
ZYGABSBR	$170
ZYGABTCL	$170
ZYGABTCR	$170
ZYGABSCL	$170
ZYGABSCR	$170

SPECIAL SERVICES

Special Carton Marking

With specially marked information	N/C

Shipping

Ships **assembled, FOB High Point, NC 27263, freight prepaid.** Freight class 250.

Specifications and prices are subject to change without prior notice.

Zoetry® Guest Seating
Tandem Guest Sofa with Table

Zoetry® Guest Seating
Tandem Guest Sofa with Table

MODEL	MODEL NUMBER											Approx. Packaged Weight	Grade C.O.M.	Grade C	Grade D	Grade E & C.O.L.	Grade F	Grade G	Grade H	Grade I	Grade J	Grade K	Grade L Leather	Grade M Leather
	Basic Model	Armcap Type	Power & Location	Glide Option	Base Finish	Armcap Finish	Power Color	Uph. Color	Thread Color	Table Finish	Edge Color (73P)													
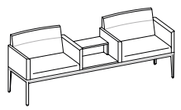 ZYGA **Tandem Guest Sofa, Bariatric/Raised Table/Bariatric** • Fully upholstered, featuring 3.5" molded foam seat cushions • 14" die-cast aluminum leg • Extruded aluminum base • Stitching detail on back rest • Debris clean-out spaces • Field replaceable components • Separating arms • Power located in table surface, when power specified • Table features raised portion for easy access to personal items • Non-contrast COM = 6.25 yds Overall Dimensions: • W=86.25" D=23.5" H=31.5"	ZYGABRB	□□□	□□□	□□	□□	□□□	□□	□□□	□□	□□	□□	217.0#	$ 4917	$ 5197	$ 5271	$ 5359	$ 5418	$ 5536	$ 5656	$ 5811	$ 6098	$ 6393	$ 6691	$ 7282
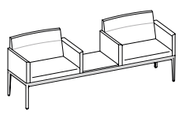 ZYGA **Tandem Guest Sofa, Bariatric/Table/ Bariatric** • Fully upholstered, featuring 3.5" molded foam seat cushions • 14" die-cast aluminum leg • Extruded aluminum base • Stitching detail on back rest • Debris clean-out spaces • Field replaceable components • Separating arms • Power located in table surface, when power specified • In-line table supports personal items • Non-contrast COM = 6.25 yds Overall Dimensions: • W=86.25" D=23.5" H=31.5"	ZYGABTB	□□□	□□□	□□	□□	□□□	□□	□□□	□□	□□	□□	196.5#	$ 4489	$ 4769	$ 4844	$ 4932	$ 4990	$ 5108	$ 5229	$ 5383	$ 5670	$ 5966	$ 6263	$ 6854

Ⓐ Ⓑ Ⓒ Ⓓ Ⓔ Ⓕ Ⓖ Ⓗ Ⓘ Ⓙ Ⓚ

HOW TO ORDER

Indicate the following information on order form:
1. Quantity of each item.
2. Model number, including options. See "How To Build a Model Number".
3. Any special service required.

Note: • The □ indicates that a choice is required.
• The absence of the □ indicates that no choice is required.
• Alpha-numeric characters in place of □ indicate that no other alternatives are available.

HOW TO BUILD A MODEL NUMBER

Ⓐ Select basic model.

Ⓑ Select armcap type.

NAC	- No armcap
PACBL	- Black poly armcap; add $107
WAC	- Wood armcaps; add $139

Ⓒ Select power & location.

M1	- One Power Module; add $239
NP	- No power

Ⓓ Select glide.

GFT	- Felt glides
GPL	- Plastic glides

Glides adjust 7/8"

Ⓔ Select base/leg finish.
Refer to the **Product Color Options** page in this price list.
Polished aluminum base/leg requires an upcharge. See FINISH INFORMATION.

Ⓕ Select armcap finish.
Refer to the **Product Color Options** page in this price list.

Ⓖ Select power module color.

WPBL	- Black/Black Power Module
WPSL	- Silver/White Power Module
WPWH	- White/White Power Module

Ⓗ Select upholstery grade/color.
Refer to **ki.com/fabrics**

Ⓘ Select thread color.
Refer to the **Product Color Options** page in this price list.

Ⓙ Select laminate table finish.
Refer to the **Product Color Options** page in this price list.

Ⓚ Select 73P edge color.
Refer to the **Product Color Options** page in this price list.

NOTE

Ganging is not available on Zoetry product.

Zoety is offered in non-contrasting upholstery only, as standard.

FINISH INFORMATION

Polished Aluminum Upcharge:

Guest Chair	
ZYGNC	$112
ZYGNB	$112
Guest Loveseat	
ZYGNCC	$112
ZYGNBB	$112
ZYGNBC	$112
ZYGNCB	$112
Tandem Guest Loveseat	
ZYGACC	$112
ZYGABB	$112
ZYGABC	$112
ZYGACB	$112
Guest Sofa	
ZYGNCCC	$170
ZYGNCWC	$170
ZYGNBWB	$170
ZYGNBWC	$170
ZYGNCWB	$170

Tandem Guest Sofa	
ZYGACCC	$170
ZYGACBC	$170
ZYGABCB	$170
Tandem Guest Sofa with Table	
ZYGACRC	$170
ZYGACTC	$170
ZYGACSC	$170
ZYGABRB	$170
ZYGABTB	$170
ZYGABSB	$170
ZYGABRC	$170
ZYGABTC	$170
ZYGABSC	$170
ZYGACRB	$170
ZYGACTB	$170
ZYGACSB	$170

Tandem Guest Opposing Orientation Sofa	
ZYGACTCL	$170
ZYGACTCR	$170
ZYGACSCL	$170
ZYGACSCR	$170
ZYGABTBL	$170
ZYGABTBR	$170
ZYGABSBL	$170
ZYGABSBR	$170
ZYGABTCL	$170
ZYGABTCR	$170
ZYGABSCL	$170
ZYGABSCR	$170

SPECIAL SERVICES

Special Carton Marking

With specially marked information	N/C

Shipping

Ships **assembled, FOB High Point, NC 27263, freight prepaid.** Freight class 250.

Specifications and prices are subject to change without prior notice.

Zoetry® Guest Seating
Tandem Guest Sofa with Table

Zoetry® Guest Seating
Tandem Guest Sofa with Table

MODEL	MODEL NUMBER									Approx. Packaged Weight	Grade C.O.M.	Grade C	Grade D	Grade E & C.O.L.	Grade F	Grade G	Grade H	Grade I	Grade J	Grade K	Grade L Leather	Grade M Leather
	Basic Model	Armcap Type	Power & Location	Glide Option	Base Finish	Armcap Finish	Power Color	Uph. Color	Thread Color													
	ZYGABSB	□□□	□□□	□□	□□	□□□	□□	□□□	□□	212.5#	$ 4917	$ 5198	$ 5272	$ 5360	$ 5420	$ 5537	$ 5657	$ 5812	$ 6099	$ 6394	$ 6692	$ 7283
	Ⓐ	Ⓑ	Ⓒ	Ⓓ	Ⓔ	Ⓕ	Ⓖ	Ⓗ	Ⓘ													

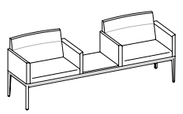

ZYGA

Tandem Guest Sofa, Bariatric/Solid Surface Table/Bariatric
- Fully upholstered, featuring 3.5” molded foam seat cushions
- 14” die-cast aluminum leg
- Extruded aluminum base
- Stitching detail on back rest
- Debris clean-out spaces
- Field replaceable components
- Separating arms
- Power located in table surface, when power specified
- Corian® Solid Surface in-line table supports personal items
- Non-contrast COM = 6.25 yds

Overall Dimensions:
- W=86.25” D=23.5” H=31.5”

HOW TO ORDER

Indicate the following information on order form:
1. Quantity of each item.
2. Model number, including options. See “How To Build a Model Number”.
3. Any special service required.

Note: • The □ indicates that a choice is required.
- The absence of the □ indicates that no choice is required.
- Alpha-numeric characters in place of □ indicate that no other alternatives are available.

HOW TO BUILD A MODEL NUMBER

Ⓐ Select basic model.

Ⓑ Select armcap type.

NAC	- No armcap
PACBL	- Black poly armcap; add $107
WAC	- Wood armcaps; add $139

Ⓒ Select power & location.

NP	- No power
M1	- One Power Module; add $239

Ⓓ Select glide.

GFT	- Felt glides
GPL	- Plastic glides

Glides adjust 7/8”

Ⓔ Select base/leg finish.
Refer to the **Product Color Options** page in this price list.
Polished aluminum base/leg requires an upcharge. See FINISH INFORMATION.

Ⓕ Select armcap finish.
Refer to the **Product Color Options** page in this price list.

Ⓖ Select power module color.

WPBL	- Black/Black Power Module
WPSL	- Silver/White Power Module
WPWH	- White/White Power Module

Ⓗ Select upholstery grade/color.
Refer to **ki.com/fabrics**

Ⓘ Select thread color.
Refer to the **Product Color Options** page in this price list.

NOTE

Solid surface color is always Corian® Glacier White.
Corian® is a DuPont brand.

Ganging is not available on Zoetry product.

Zoety is offered in non-contrasting upholstery only, as standard.

FINISH INFORMATION

Polished Aluminum Upcharge:

Guest Chair	
ZYGNC	$112
ZYGNB	$112
Guest Loveseat	
ZYGNCC	$112
ZYGNBB	$112
ZYGNBC	$112
ZYGNCB	$112
Tandem Guest Loveseat	
ZYGACC	$112
ZYGABB	$112
ZYGABC	$112
ZYGACB	$112
Guest Sofa	
ZYGNCCC	$170
ZYGNCWC	$170
ZYGNBWB	$170
ZYGNBWC	$170
ZYGNCWB	$170
Tandem Guest Sofa	
ZYGACCC	$170
ZYGACBC	$170
ZYGABCB	$170
Tandem Guest Sofa with Table	
ZYGACRC	$170
ZYGACTC	$170
ZYGACSC	$170
ZYGABRB	$170
ZYGABTB	$170
ZYGABSB	$170
ZYGABRC	$170
ZYGABTC	$170
ZYGABSC	$170
ZYGACRB	$170
ZYGACTB	$170
ZYGACSB	$170
Tandem Guest Opposing Orientation Sofa	
ZYGACTCL	$170
ZYGACTCR	$170
ZYGACSCL	$170
ZYGACSCR	$170
ZYGABTBL	$170
ZYGABTBR	$170
ZYGABSBL	$170
ZYGABSBR	$170
ZYGABTCL	$170
ZYGABTCR	$170
ZYGABSCL	$170
ZYGABSCR	$170

SPECIAL SERVICES

Special Carton Marking

With specially marked information	N/C

Shipping

Ships **assembled, FOB High Point, NC 27263, freight prepaid.** Freight class 250.

Specifications and prices are subject to change without prior notice.

Zoetry® Guest Seating
Tandem Guest Sofa with Table

Zoetry® Guest Seating
Tandem Guest Sofa with Table

MODEL	MODEL NUMBER: Basic Model	Armcap Type	Power & Location	Glide Option	Base Finish	Armcap Finish	Power Color	Uph. Color	Thread Color	Table Finish	Edge Color (73P)	Approx. Packaged Weight	Grade C.O.M.	Grade C	Grade D	Grade E & C.O.L.	Grade F	Grade G	Grade H	Grade I	Grade J	Grade K	Grade L Leather	Grade M Leather
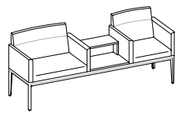 ZYGA **Tandem Guest Sofa, Bariatric/Raised Table/Standard** • Fully upholstered, featuring 3.5" molded foam seat cushions • 14" die-cast aluminum leg • Extruded aluminum base • Stitching detail on back rest • Debris clean-out spaces • Field replaceable components • Separating arms • Power located in table surface, when power specified • Table features raised portion for easy access to personal items • Non-contrast COM = 4.5 yds Overall Dimensions: • W=77.75" D=23.5" H=31.5"	ZYGABRC	□□□	□□□	□□	□□	□□□	□□	□□□	□□	□□	□□	207.5#	$ 4521	$ 4723	$ 4776	$ 4840	$ 4883	$ 4968	$ 5054	$ 5165	$ 5372	$ 5585	$ 5798	$ 6225
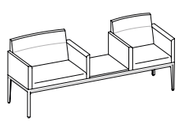 ZYGA **Tandem Guest Sofa, Bariatric/Table/Standard** • Fully upholstered, featuring 3.5" molded foam seat cushions • 14" die-cast aluminum leg • Extruded aluminum base • Stitching detail on back rest • Debris clean-out spaces • Field replaceable components • Separating arms • Power located in table surface, when power specified • In-line table supports personal items • Non-contrast COM = 4.5 yds Overall Dimensions: • W=77.75" D=23.5" H=31.5"	ZYGABTC	□□□	□□□	□□	□□	□□□	□□	□□□	□□	□□	□□	169.0#	$ 4200	$ 4402	$ 4454	$ 4518	$ 4561	$ 4646	$ 4733	$ 4844	$ 5050	$ 5263	$ 5477	$ 5903

Ⓐ Ⓑ Ⓒ Ⓓ Ⓔ Ⓕ Ⓖ Ⓗ Ⓘ Ⓙ Ⓚ

HOW TO ORDER

Indicate the following information on order form:
1. Quantity of each item.
2. Model number, including options. See "How To Build a Model Number".
3. Any special service required.

Note: • The □ indicates that a choice is required.
• The absence of the □ indicates that no choice is required.
• Alpha-numeric characters in place of □ indicate that no other alternatives are available.

HOW TO BUILD A MODEL NUMBER

Ⓐ Select basic model.

Ⓑ Select armcap type.

NAC	- No armcap
PACBL	- Black poly armcap; add $214
WAC	- Wood armcaps; add $279

Ⓒ Select power & location.

NP	- No power
M1	- One Power Module; add $239

Ⓓ Select glide.

GFT	- Felt glides
GPL	- Plastic glides

Glides adjust 7/8"

Ⓔ Select base/leg finish.
Refer to the **Product Color Options** page in this price list.
Polished aluminum base/leg requires an upcharge. See FINISH INFORMATION.

Ⓕ Select armcap finish.
Refer to the **Product Color Options** page in this price list.

Ⓖ Select power module color.

WPBL	- Black/Black Power Module
WPSL	- Silver/White Power Module
WPWH	- White/White Power Module

Ⓗ Select upholstery grade/color.
Refer to **ki.com/fabrics**

Ⓘ Select thread color.
Refer to the **Product Color Options** page in this price list.

Ⓙ Select laminate table finish.
Refer to the **Product Color Options** page in this price list.

Ⓚ Select 73P edge color.
Refer to the **Product Color Options** page in this price list.

NOTE

Ganging is not available on Zoetry product.

Zoety is offered in non-contrasting upholstery only, as standard.

FINISH INFORMATION

Polished Aluminum Upcharge:

Guest Chair	
ZYGNC	$112
ZYGNB	$112
Guest Loveseat	
ZYGNCC	$112
ZYGNBB	$112
ZYGNBC	$112
ZYGNCB	$112
Tandem Guest Loveseat	
ZYGACC	$112
ZYGABB	$112
ZYGABC	$112
ZYGACB	$112
Guest Sofa	
ZYGNCCC	$170
ZYGNCWC	$170
ZYGNBWB	$170
ZYGNBWC	$170
ZYGNCWB	$170
Tandem Guest Sofa	
ZYGACCC	$170
ZYGACBC	$170
ZYGABCB	$170
Tandem Guest Sofa with Table	
ZYGACRC	$170
ZYGACTC	$170
ZYGACSC	$170
ZYGABRB	$170
ZYGABTB	$170
ZYGABSB	$170
ZYGABRC	$170
ZYGABTC	$170
ZYGABSC	$170
ZYGACRB	$170
ZYGACTB	$170
ZYGACSB	$170
Tandem Guest Opposing Orientation Sofa	
ZYGACTCL	$170
ZYGACTCR	$170
ZYGACSCL	$170
ZYGACSCR	$170
ZYGABTBL	$170
ZYGABTBR	$170
ZYGABSBL	$170
ZYGABSBR	$170
ZYGABTCL	$170
ZYGABTCR	$170
ZYGABSCL	$170
ZYGABSCR	$170

SPECIAL SERVICES

Special Carton Marking

With specially marked information N/C

Shipping

Ships **assembled, FOB High Point, NC 27263, freight prepaid.** Freight class 250.

Specifications and prices are subject to change without prior notice.

Zoetry® Guest Seating
Tandem Guest Sofa with Table

Zoetry® Guest Seating
Tandem Guest Sofa with Table

MODEL	MODEL NUMBER									Approx. Packaged Weight	Grade C.O.M.	Grade C	Grade D	Grade E & C.O.L.	Grade F	Grade G	Grade H	Grade I	Grade J	Grade K	Grade L Leather	Grade M Leather
	Basic Model	Armcap Type	Power & Location	Glide Option	Base Finish	Armcap Finish	Power Color	Uph. Color	Thread Color													
Tandem Guest Sofa, Bariatric/Solid Surface Table/Standard • Fully upholstered, featuring 3.5" molded foam seat cushions • 14" die-cast aluminum leg • Extruded aluminum base • Stitching detail on back rest • Debris clean-out spaces • Field replaceable components • Separating arms • Power located in table surface, when power specified • Corian® Solid Surface in-line table supports personal items • Non-contrast COM = 4.5 yds Overall Dimensions: • W=77.75" D=23.5" H=31.5"	ZYGABSC	□□□	□□□	□□	□□	□□□	□□	□□□	□□	203.0#	$ 4521	$ 4723	$ 4776	$ 4840	$ 4882	$ 4967	$ 5054	$ 5165	$ 5371	$ 5584	$ 5798	$ 6224
	Ⓐ	Ⓑ	Ⓒ	Ⓓ	Ⓔ	Ⓕ	Ⓖ	Ⓗ	Ⓘ													

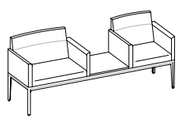

ZYGA

HOW TO ORDER

Indicate the following information on order form:
1. Quantity of each item.
2. Model number, including options. See "How To Build a Model Number".
3. Any special service required.

Note: • The □ indicates that a choice is required.
- The absence of the □ indicates that no choice is required.
- Alpha-numeric characters in place of □ indicate that no other alternatives are available.

HOW TO BUILD A MODEL NUMBER

Ⓐ Select basic model.

Ⓑ Select armcap type.

NAC	- No armcap
PACBL	- Black poly armcap; add $214
WAC	- Wood armcaps; add $279

Ⓒ Select power & location.

NP	- No power
M1	- One Power Module; add $239

Ⓓ Select glide.

GFT	- Felt glides
GPL	- Plastic glides

Glides adjust 7/8"

Ⓔ Select base/leg finish.
Refer to the **Product Color Options** page in this price list.
Polished aluminum base/leg requires an upcharge. See FINISH INFORMATION.

Ⓕ Select armcap finish.
Refer to the **Product Color Options** page in this price list.

Ⓖ Select power module color.

WPBL	- Black/Black Power Module
WPSL	- Silver/White Power Module
WPWH	- White/White Power Module

Ⓗ Select upholstery grade/color.
Refer to **ki.com/fabrics**

Ⓘ Select thread color.
Refer to the **Product Color Options** page in this price list.

NOTE

Solid surface color is always Corian® Glacier White.
Corian® is a DuPont brand.

Ganging is not available on Zoetry product.

Zoety is offered in non-contrasting upholstery only, as standard.

FINISH INFORMATION

Polished Aluminum Upcharge:

Guest Chair	
ZYGNC	$112
ZYGNB	$112
Guest Loveseat	
ZYGNCC	$112
ZYGNBB	$112
ZYGNBC	$112
ZYGNCB	$112
Tandem Guest Loveseat	
ZYGACC	$112
ZYGABB	$112
ZYGABC	$112
ZYGACB	$112
Guest Sofa	
ZYGNCCC	$170
ZYGNCWC	$170
ZYGNBWB	$170
ZYGNBWC	$170
ZYGNCWB	$170
Tandem Guest Sofa	
ZYGACCC	$170
ZYGACBC	$170
ZYGABCB	$170
Tandem Guest Sofa with Table	
ZYGACRC	$170
ZYGACTC	$170
ZYGACSC	$170
ZYGABRB	$170
ZYGABTB	$170
ZYGABSB	$170
ZYGABRC	$170
ZYGABTC	$170
ZYGABSC	$170
ZYGACRB	$170
ZYGACTB	$170
ZYGACSB	$170
Tandem Guest Opposing Orientation Sofa	
ZYGACTCL	$170
ZYGACTCR	$170
ZYGACSCL	$170
ZYGACSCR	$170
ZYGABTBL	$170
ZYGABTBR	$170
ZYGABSBL	$170
ZYGABSBR	$170
ZYGABTCL	$170
ZYGABTCR	$170
ZYGABSCL	$170
ZYGABSCR	$170

SPECIAL SERVICES

Special Carton Marking

With specially marked information	N/C

Shipping

Ships **assembled, FOB High Point, NC 27263, freight prepaid.** Freight class 250.

Specifications and prices are subject to change without prior notice.

Zoetry® Guest Seating
Tandem Guest Sofa with Table

KI

Zoetry® Guest Seating
Tandem Guest Sofa with Table

	MODEL	MODEL NUMBER Basic Model	Armcap Type	Power & Location	Glide Option	Base Finish	Armcap Finish	Power Color	Uph. Color	Thread Color	Table Finish	Edge Color (73P)	Approx. Packaged Weight	Grade C.O.M.	Grade C	Grade D	Grade E & C.O.L.	Grade F	Grade G	Grade H	Grade I	Grade J	Grade K	Grade L Leather	Grade M Leather
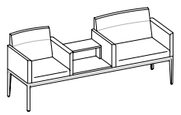 ZYGA	**Tandem Guest Sofa, Standard/Raised Table/Bariatric** • Fully upholstered, featuring 3.5" molded foam seat cushions • 14" die-cast aluminum leg • Extruded aluminum base • Stitching detail on back rest • Debris clean-out spaces • Field replaceable components • Separating arms • Power located in table surface, when power specified • Table features raised portion for easy access to personal items • Non-contrast COM = 4.5 yds Overall Dimensions: • W=77.75" D=23.5" H=31.5"	ZYGACRB	□□□	□□□	□□	□□	□□□	□□	□□□	□□	□□	□□	217.5#	$ 4521	$ 4723	$ 4776	$ 4840	$ 4882	$ 4968	$ 5054	$ 5165	$ 5372	$ 5584	$ 5798	$ 6224
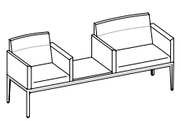 ZYGA	**Tandem Guest Sofa, Standard/Table/ Bariatric** • Fully upholstered, featuring 3.5" molded foam seat cushions • 14" die-cast aluminum leg • Extruded aluminum base • Stitching detail on back rest • Debris clean-out spaces • Field replaceable components • Separating arms • Power located in table surface, when power specified • In-line table supports personal items • Non-contrast COM = 4.5 yds Overall Dimensions • W=77.75" D=23.5" H=31.5"	ZYGACTB	□□□	□□□	□□	□□	□□□	□□	□□□	□□	□□	□□	196.5#	$ 4200	$ 4402	$ 4455	$ 4519	$ 4561	$ 4647	$ 4733	$ 4844	$ 5051	$ 5263	$ 5477	$ 5904
		Ⓐ	Ⓑ	Ⓒ	Ⓓ	Ⓔ	Ⓕ	Ⓖ	Ⓗ	Ⓘ	Ⓙ	Ⓚ													

HOW TO ORDER

Indicate the following information on order form:
1. Quantity of each item.
2. Model number, including options. See "How To Build a Model Number".
3. Any special service required.

Note: • The □ indicates that a choice is required.
- The absence of the □ indicates that no choice is required.
- Alpha-numeric characters in place of □ indicate that no other alternatives are available.

HOW TO BUILD A MODEL NUMBER

Ⓐ Select basic model.

Ⓑ Select armcap type.

NAC	- No armcap
PACBL	- Black poly armcap; add $214
WAC	- Wood armcaps; add $279

Ⓒ Select power & location.

M1	- One Power Module; add $239
NP	- No power

Ⓓ Select glide.

GFT	- Felt glides
GPL	- Plastic glides

Glides adjust 7/8"

Ⓔ Select base/leg finish.
Refer to the **Product Color Options** page in this price list.
Polished aluminum base/leg requires an upcharge. See FINISH INFORMATION.

Ⓕ Select armcap finish.
Refer to the **Product Color Options** page in this price list.

Ⓖ Select power module color.

WPBL	- Black/Black Power Module
WPSL	- Silver/White Power Module
WPWH	- White/White Power Module

Ⓗ Select upholstery grade/color.
Refer to **ki.com/fabrics**

Ⓘ Select thread color.
Refer to the **Product Color Options** page in this price list.

Ⓙ Select laminate table finish.
Refer to the **Product Color Options** page in this price list.

Ⓚ Select 73P edge color.
Refer to the **Product Color Options** page in this price list.

NOTE

Ganging is not available on Zoetry product.

Zoety is offered in non-contrasting upholstery only, as standard.

FINISH INFORMATION

Polished Aluminum Upcharge:

Guest Chair

ZYGNC	$112
ZYGNB	$112

Guest Loveseat

ZYGNCC	$112
ZYGNBB	$112
ZYGNBC	$112
ZYGNCB	$112

Tandem Guest Loveseat

ZYGACC	$112
ZYGABB	$112
ZYGABC	$112
ZYGACB	$112

Guest Sofa

ZYGNCCC	$170
ZYGNCWC	$170
ZYGNBWB	$170
ZYGNBWC	$170
ZYGNCWB	$170

Tandem Guest Sofa

ZYGACCC	$170
ZYGACBC	$170
ZYGABCB	$170

Tandem Guest Sofa with Table

ZYGACRC	$170
ZYGACTC	$170
ZYGACSC	$170
ZYGABRB	$170
ZYGABTB	$170
ZYGABSB	$170
ZYGABRC	$170
ZYGABTC	$170
ZYGABSC	$170
ZYGACRB	$170
ZYGACTB	$170
ZYGACSB	$170

Tandem Guest Opposing Orientation Sofa

ZYGACTCL	$170
ZYGACTCR	$170
ZYGACSCL	$170
ZYGACSCR	$170
ZYGABTBL	$170
ZYGABTBR	$170
ZYGABSBL	$170
ZYGABSBR	$170
ZYGABTCL	$170
ZYGABTCR	$170
ZYGABSCL	$170
ZYGABSCR	$170

SPECIAL SERVICES

Special Carton Marking

With specially marked information	N/C

Shipping

Ships **assembled, FOB High Point, NC 27263, freight prepaid.** Freight class 250.

Specifications and prices are subject to change without prior notice.

Zoetry® Guest Seating
Tandem Guest Sofa with Table

Zoetry® Guest Seating
Tandem Guest Sofa with Table

	MODEL	MODEL NUMBER									Approx. Packaged Weight	Grade C.O.M.	Grade C	Grade D	Grade E & C.O.L.	Grade F	Grade G	Grade H	Grade I	Grade J	Grade K	Grade L Leather	Grade M Leather
		Basic Model	Armcap Type	Power & Location	Glide Option	Base Finish	Armcap Finish	Power Color	Uph. Color	Thread Color													
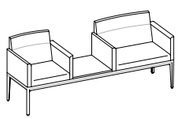 ZYGA	**Tandem Guest Sofa, Standard/Solid Surface Table/Bariatric** • Fully upholstered, featuring 3.5" molded foam seat cushions • 14" die-cast aluminum leg • Extruded aluminum base • Stitching detail on back rest • Debris clean-out spaces • Field replaceable components • Separating arms • Power located in table surface, when power specified • Corian® Solid Surface in-line table supports personal items • Non-contrast COM = 4.5 yds Overall Dimensions: • W=77.75" D=23.5" H=31.5"	ZYGACSB	□□□	□□□	□□	□□	□□□	□□	□□□	□□	182.5#	$ 4521	$ 4723	$ 4776	$ 4840	$ 4882	$ 4968	$ 5054	$ 5165	$ 5372	$ 5584	$ 5798	$ 6224
		Ⓐ	Ⓑ	Ⓒ	Ⓓ	Ⓔ	Ⓕ	Ⓖ	Ⓗ	Ⓘ													

HOW TO ORDER

Indicate the following information on order form:
1. Quantity of each item.
2. Model number, including options. See "How To Build a Model Number".
3. Any special service required.

Note: • The □ indicates that a choice is required.
- The absence of the □ indicates that no choice is required.
- Alpha-numeric characters in place of □ indicate that no other alternatives are available.

HOW TO BUILD A MODEL NUMBER

Ⓐ Select basic model.

Ⓑ Select armcap type.

NAC	- No armcap
PACBL	- Black poly armcap; add $214
WAC	- Wood armcaps; add $279

Ⓒ Select power & location.

M1	- One Power Module; add $239
NP	- No power

Ⓓ Select glide.

GFT	- Felt glides
GPL	- Plastic glides

Glides adjust 7/8"

Ⓔ Select base/leg finish.
Refer to the **Product Color Options** page in this price list.
Polished aluminum base/leg requires an upcharge. See FINISH INFORMATION.

Ⓕ Select armcap finish.
Refer to the **Product Color Options** page in this price list.

Ⓖ Select power module color.

WPBL	- Black/Black Power Module
WPSL	- Silver/White Power Module
WPWH	- White/White Power Module

Ⓗ Select upholstery grade/color.
Refer to **ki.com/fabrics**

Ⓘ Select thread color.
Refer to the **Product Color Options** page in this price list.

NOTE

Solid surface color is always Corian® Glacier White.
Corian® is a DuPont brand.

Ganging is not available on Zoetry product.

Zoety is offered in non-contrasting upholstery only, as standard.

FINISH INFORMATION

Polished Aluminum Upcharge:

Guest Chair	
ZYGNC	$112
ZYGNB	$112
Guest Loveseat	
ZYGNCC	$112
ZYGNBB	$112
ZYGNBC	$112
ZYGNCB	$112
Tandem Guest Loveseat	
ZYGACC	$112
ZYGABB	$112
ZYGABC	$112
ZYGACB	$112
Guest Sofa	
ZYGNCCC	$170
ZYGNCWC	$170
ZYGNBWB	$170
ZYGNBWC	$170
ZYGNCWB	$170

Tandem Guest Sofa	
ZYGACCC	$170
ZYGACBC	$170
ZYGABCB	$170
Tandem Guest Sofa with Table	
ZYGACRC	$170
ZYGACTC	$170
ZYGACSC	$170
ZYGABRB	$170
ZYGABTB	$170
ZYGABSB	$170
ZYGABRC	$170
ZYGABTC	$170
ZYGABSC	$170
ZYGACRB	$170
ZYGACTB	$170
ZYGACSB	$170

Tandem Guest Opposing Orientation Sofa	
ZYGACTCL	$170
ZYGACTCR	$170
ZYGACSCL	$170
ZYGACSCR	$170
ZYGABTBL	$170
ZYGABTBR	$170
ZYGABSBL	$170
ZYGABSBR	$170
ZYGABTCL	$170
ZYGABTCR	$170
ZYGABSCL	$170
ZYGABSCR	$170

SPECIAL SERVICES

Special Carton Marking

With specially marked information	N/C

Shipping

Ships **assembled, FOB High Point, NC 27263, freight prepaid.** Freight class 250.

Specifications and prices are subject to change without prior notice.

Zoetry® Guest Seating
Tandem Guest Opposing Orientation Sofa

Zoetry® Guest Seating
Tandem Guest Opposing Orientation Sofa

MODEL	MODEL NUMBER Basic Model	Armcap Type	Power & Location	Glide Option	Base Finish	Armcap Finish	Power Color	Uph. Color	Thread Color	Table Finish	Edge Color (73P)	Approx. Packaged Weight	Grade C.O.M.	Grade C	Grade D	Grade E & C.O.L.	Grade F	Grade G	Grade H	Grade I	Grade J	Grade K	Grade L Leather	Grade M Leather
Guest Opposing Orientation Sofa, Standard/Table/Standard, Left-facing • Fully upholstered, featuring 3.5" molded foam seat cushions • 14" die-cast aluminum leg • Extruded aluminum base • Stitching detail on back rest • Debris clean-out spaces • Field replaceable components • Separating arms • Power located in table surface, when power specified • In-line table supports personal items • Opposing orientation maximizes space utilization while creating seperate lines of sight • Non-contrast COM = 4.75 yds Overall Dimensions: • W=69.25" D=25.9" H=31.5"	ZYGACTCL	□□□	□□□	□□	□□	□□□	□□	□□□	□□	□□	□□	126.0#	$ 3852	$ 4066	$ 4122	$ 4189	$ 4234	$ 4324	$ 4415	$ 4533	$ 4751	$ 4976	$ 5201	$ 5651
Guest Opposing Orientation Sofa, Standard/Table/Standard, Right-facing • Fully upholstered, featuring 3.5" molded foam seat cushions • 14" die-cast aluminum leg • Extruded aluminum base • Stitching detail on back rest • Debris clean-out spaces • Field replaceable components • Separating arms • Power located in table surface, when power specified • In-line table supports personal items • Opposing orientation maximizes space utilization while creating seperate lines of sight • Non-contrast COM = 4.75 yds Overall Dimensions: • W=69.25" D=25.9" H=31.5"	ZYGACTCR	□□□	□□□	□□	□□	□□□	□□	□□□	□□	□□	□□	126.0#	$ 3852	$ 4066	$ 4122	$ 4189	$ 4234	$ 4324	$ 4415	$ 4533	$ 4751	$ 4976	$ 5201	$ 5651
	Ⓐ	Ⓑ	Ⓒ	Ⓓ	Ⓔ	Ⓕ	Ⓖ	Ⓗ	Ⓘ	Ⓙ	Ⓚ													

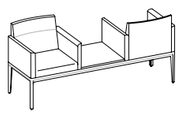

ZYGA

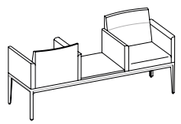

ZYGA

HOW TO ORDER

Indicate the following information on order form:
1. Quantity of each item.
2. Model number, including options. See "How To Build a Model Number".
3. Any special service required.

Note: • The □ indicates that a choice is required.
- The absence of the □ indicates that no choice is required.
- Alpha-numeric characters in place of □ indicate that no other alternatives are available.

HOW TO BUILD A MODEL NUMBER

Ⓐ Select basic model.

Ⓑ Select armcap type.

NAC	- No armcap
PACBL	- Black poly armcap; add $214
WAC	- Wood armcaps; add $279

Ⓒ Select power & location.

M1	- One Power Module; add $239
NP	- No power

Ⓓ Select glide.

GFT	- Felt glides
GPL	- Plastic glides

Glides adjust 7/8"

Ⓔ Select base/leg finish.
Refer to the **Product Color Options** page in this price list.
Polished aluminum base/leg requires an upcharge. See FINISH INFORMATION.

Ⓕ Select armcap finish.
Refer to the **Product Color Options** page in this price list.

Ⓖ Select power module color.

WPBL	- Black/Black Power Module
WPSL	- Silver/White Power Module
WPWH	- White/White Power Module

Ⓗ Select upholstery grade/color.
Refer to **ki.com/fabrics**

Ⓘ Select thread color.
Refer to the **Product Color Options** page in this price list.

Ⓙ Select laminate table finish.
Refer to the **Product Color Options** page in this price list.

Ⓚ Select 73P edge color.
Refer to the **Product Color Options** page in this price list.

NOTE

Ganging is not available on Zoetry product.

Zoety is offered in non-contrasting upholstery only, as standard.

FINISH INFORMATION

Polished Aluminum Upcharge:

Guest Chair

ZYGNC	$112
ZYGNB	$112

Guest Loveseat

ZYGNCC	$112
ZYGNBB	$112
ZYGNBC	$112
ZYGNCB	$112

Tandem Guest Loveseat

ZYGACC	$112
ZYGABB	$112
ZYGABC	$112
ZYGACB	$112

Guest Sofa

ZYGNCCC	$170
ZYGNCWC	$170
ZYGNBWB	$170
ZYGNBWC	$170
ZYGNCWB	$170

Tandem Guest Sofa

ZYGACCC	$170
ZYGACBC	$170
ZYGABCB	$170

Tandem Guest Sofa with Table

ZYGACRC	$170
ZYGACTC	$170
ZYGACSC	$170
ZYGABRB	$170
ZYGABTB	$170
ZYGABSB	$170
ZYGABRC	$170
ZYGABTC	$170
ZYGABSC	$170
ZYGACRB	$170
ZYGACTB	$170
ZYGACSB	$170

Tandem Guest Opposing Orientation Sofa

ZYGACTCL	$170
ZYGACTCR	$170
ZYGACSCL	$170
ZYGACSCR	$170
ZYGABTBL	$170
ZYGABTBR	$170
ZYGABSBL	$170
ZYGABSBR	$170
ZYGABTCL	$170
ZYGABTCR	$170
ZYGABSCL	$170
ZYGABSCR	$170

SPECIAL SERVICES

Special Carton Marking

With specially marked information N/C

Shipping

Ships **assembled, FOB High Point, NC 27263, freight prepaid.** Freight class 250.

Specifications and prices are subject to change without prior notice.

Zoetry® Guest Seating
Tandem Guest Opposing Orientation Sofa

Zoetry® Guest Seating
Tandem Guest Opposing Orientation Sofa

MODEL	MODEL NUMBER Basic Model	Armcap Type	Power & Location	Glide Option	Base Finish	Armcap Finish	Power Color	Uph. Color	Thread Color	Approx. Packaged Weight	Grade C.O.M.	Grade C	Grade D	Grade E & C.O.L.	Grade F	Grade G	Grade H	Grade I	Grade J	Grade K	Grade L Leather	Grade M Leather
Guest Opposing Orientation Sofa, Standard/Solid Surface Table/Standard, Left-facing • Fully upholstered, featuring 3.5" molded foam seat cushions • 14" die-cast aluminum leg • Extruded aluminum base • Stitching detail on back rest • Debris clean-out spaces • Field replaceable components • Separating arms • Power located in table surface, when power specified • Corian® Solide Surface in-line table supports personal items • Opposing orientation maximizes space utilization while creating seperate lines of sight • Non-contrast COM = 4.75 yds Overall Dimensions: • W=69.25" D=25.9" H=31.5"	ZYGACSCL	□□□	□□□	□□	□□	□□□	□□	□□□	□□	121.0#	$ 4280	$ 4493	$ 4550	$ 4616	$ 4662	$ 4751	$ 4843	$ 4959	$ 5178	$ 5402	$ 5628	$ 6079
Guest Opposing Orientation Sofa, Standard/Solid Surface Table/Standard, Right-facing • Fully upholstered, featuring 3.5" molded foam seat cushions • 14" die-cast aluminum leg • Extruded aluminum base • Stitching detail on back rest • Debris clean-out spaces • Field replaceable components • Separating arms • Power located in table surface, when power specified • Corian® Solide Surface in-line table supports personal items • Opposing orientation maximizes space utilization while creating seperate lines of sight • Non-contrast COM = 4.75 yds Overall Dimensions: • W=69.25" D=25.9" H=31.5"	ZYGACSCR	□□□	□□□	□□	□□	□□□	□□	□□□	□□	121.0#	$ 4280	$ 4493	$ 4550	$ 4616	$ 4662	$ 4751	$ 4843	$ 4959	$ 5178	$ 5402	$ 5628	$ 6079

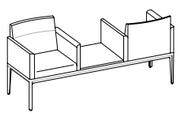

ZYGA

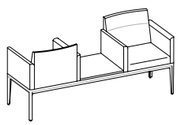

ZYGA

Ⓐ Ⓑ Ⓒ Ⓓ Ⓔ Ⓕ Ⓖ Ⓗ Ⓘ

HOW TO ORDER

Indicate the following information on order form:
1. Quantity of each item.
2. Model number, including options. See "How To Build a Model Number".
3. Any special service required.

Note: • The □ indicates that a choice is required.
- The absence of the □ indicates that no choice is required.
- Alpha-numeric characters in place of □ indicate that no other alternatives are available.

HOW TO BUILD A MODEL NUMBER

Ⓐ Select basic model.

Ⓑ Select armcap type.

NAC	- No armcap
PACBL	- Black poly armcap; add $214
WAC	- Wood armcaps; add $279

Ⓒ Select power & location.

NP	- No power
M1	- One Power Module; add $239

Ⓓ Select glide.

GFT	- Felt glides
GPL	- Plastic glides

Glides adjust 7/8"

Ⓔ Select base/leg finish.
Refer to the **Product Color Options** page in this price list.
Polished aluminum base/leg requires an upcharge. See FINISH INFORMATION.

Ⓕ Select armcap finish.
Refer to the **Product Color Options** page in this price list.

Ⓖ Select power module color.

WPBL	- Black/Black Power Module
WPSL	- Silver/White Power Module
WPWH	- White/White Power Module

Ⓗ Select upholstery grade/color.
Refer to **ki.com/fabrics**

Ⓘ Select thread color.
Refer to the **Product Color Options** page in this price list.

NOTE

Solid surface color is always Corian® Glacier White.
Corian® is a DuPont brand.

Ganging is not available on Zoetry product.

Zoety is offered in non-contrasting upholstery only, as standard.

FINISH INFORMATION

Polished Aluminum Upcharge:

Guest Chair	
ZYGNC	$112
ZYGNB	$112
Guest Loveseat	
ZYGNCC	$112
ZYGNBB	$112
ZYGNBC	$112
ZYGNCB	$112
Tandem Guest Loveseat	
ZYGACC	$112
ZYGABB	$112
ZYGABC	$112
ZYGACB	$112
Guest Sofa	
ZYGNCCC	$170
ZYGNCWC	$170
ZYGNBWB	$170
ZYGNBWC	$170
ZYGNCWB	$170
Tandem Guest Sofa	
ZYGACCC	$170
ZYGACBC	$170
ZYGABCB	$170
Tandem Guest Sofa with Table	
ZYGACRC	$170
ZYGACTC	$170
ZYGACSC	$170
ZYGABRB	$170
ZYGABTB	$170
ZYGABSB	$170
ZYGABRC	$170
ZYGABTC	$170
ZYGABSC	$170
ZYGACRB	$170
ZYGACTB	$170
ZYGACSB	$170
Tandem Guest Opposing Orientation Sofa	
ZYGACTCL	$170
ZYGACTCR	$170
ZYGACSCL	$170
ZYGACSCR	$170
ZYGABTBL	$170
ZYGABTBR	$170
ZYGABSBL	$170
ZYGABSBR	$170
ZYGABTCL	$170
ZYGABTCR	$170
ZYGABSCL	$170
ZYGABSCR	$170

SPECIAL SERVICES

Special Carton Marking

With specially marked information N/C

Shipping

Ships **assembled, FOB High Point, NC 27263, freight prepaid.** Freight class 250.

Specifications and prices are subject to change without prior notice.

Zoetry® Guest Seating
Tandem Guest Opposing Orientation Sofa

Zoetry® Guest Seating
Tandem Guest Opposing Orientation Sofa

	MODEL	MODEL NUMBER: Basic Model	Armcap Type	Power & Location	Glide Option	Base Finish	Armcap Finish	Power Color	Uph. Color	Thread Color	Table Finish	Edge Color (73P)	Approx. Packaged Weight	Grade C.O.M.	Grade C	Grade D	Grade E & C.O.L.	Grade F	Grade G	Grade H	Grade I	Grade J	Grade K	Grade L Leather	Grade M Leather
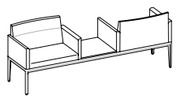 ZYGA	**Guest Opposing Orientation Sofa, Bariatric/Table/Bariatric, Left-facing** • Fully upholstered, featuring 3.5" molded foam seat cushions • 14" die-cast aluminum leg • Extruded aluminum base • Stitching detail on back rest • Debris clean-out spaces • Field replaceable components • Separating arms • Power located in table surface, when power specified • In-line table supports personal items • Opposing orientation maximizes space utilization while creating seperate lines of sight • Non-contrast COM = 6.25 yds Overall Dimensions: • W=86.25" D=25.9" H=31.5"	ZYGABTBL	☐☐☐	☐☐☐	☐☐	☐☐	☐☐☐	☐☐	☐☐☐	☐☐	☐☐	☐☐	196.5#	$ 4489	$ 4769	$ 4844	$ 4932	$ 4992	$ 5109	$ 5229	$ 5383	$ 5671	$ 5966	$ 6263	$ 6854
ZYGA	**Guest Opposing Orientation Sofa, Bariatric/Table/Bariatric, Right-facing** • Fully upholstered, featuring 3.5" molded foam seat cushions • 14" die-cast aluminum leg • Extruded aluminum base • Stitching detail on back rest • Debris clean-out spaces • Field replaceable components • Separating arms • Power located in table surface, when power specified • In-line table supports personal items • Opposing orientation maximizes space utilization while creating seperate lines of sight • Non-contrast COM = 6.25 yds Overall Dimensions: • W=86.25" D=25.9" H=31.5"	ZYGABTBR	☐☐☐	☐☐☐	☐☐	☐☐	☐☐☐	☐☐	☐☐☐	☐☐	☐☐	☐☐	196.5#	$ 4489	$ 4769	$ 4844	$ 4932	$ 4992	$ 5109	$ 5229	$ 5383	$ 5671	$ 5966	$ 6263	$ 6854

Ⓐ Ⓑ Ⓒ Ⓓ Ⓔ Ⓕ Ⓖ Ⓗ Ⓘ Ⓙ Ⓚ

HOW TO ORDER

Indicate the following information on order form:
1. Quantity of each item.
2. Model number, including options. See "How To Build a Model Number".
3. Any special service required.

Note: • The ☐ indicates that a choice is required.
- The absence of the ☐ indicates that no choice is required.
- Alpha-numeric characters in place of ☐ indicate that no other alternatives are available.

HOW TO BUILD A MODEL NUMBER

Ⓐ Select basic model.

Ⓑ Select armcap type.

NAC	- No armcap
PACBL	- Black poly armcap; add $214
WAC	- Wood armcaps; add $279

Ⓒ Select power & location.

NP	- No power
M1	- One Power Module; add $239

Ⓓ Select glide.

GFT	- Felt glides
GPL	- Plastic glides

Glides adjust 7/8"

Ⓔ Select base/leg finish.
Refer to the **Product Color Options** page in this price list.
Polished aluminum base/leg requires an upcharge. See FINISH INFORMATION.

Ⓕ Select armcap finish.
Refer to the **Product Color Options** page in this price list.

Ⓖ Select power module color.

WPBL	- Black/Black Power Module
WPSL	- Silver/White Power Module
WPWH	- White/White Power Module

Ⓗ Select upholstery grade/color.
Refer to **ki.com/fabrics**

Ⓘ Select thread color.
Refer to the **Product Color Options** page in this price list.

Ⓙ Select laminate table finish.
Refer to the **Product Color Options** page in this price list.

Ⓚ Select 73P edge color.
Refer to the **Product Color Options** page in this price list.

NOTE

Ganging is not available on Zoetry product.

Zoety is offered in non-contrasting upholstery only, as standard.

FINISH INFORMATION

Polished Aluminum Upcharge:

Guest Chair
ZYGNC $112
ZYGNB $112

Guest Loveseat
ZYGNCC $112
ZYGNBB $112
ZYGNBC $112
ZYGNCB $112

Tandem Guest Loveseat
ZYGACC $112
ZYGABB $112
ZYGABC $112
ZYGACB $112

Guest Sofa
ZYGNCCC $170
ZYGNCWC $170
ZYGNBWB $170
ZYGNBWC $170
ZYGNCWB $170

Tandem Guest Sofa
ZYGACCC $170
ZYGACBC $170
ZYGABCB $170

Tandem Guest Sofa with Table
ZYGACRC $170
ZYGACTC $170
ZYGACSC $170
ZYGABRB $170
ZYGABTB $170
ZYGABSB $170
ZYGABRC $170
ZYGABTC $170
ZYGABSC $170
ZYGACRB $170
ZYGACTB $170
ZYGACSB $170

Tandem Guest Opposing Orientation Sofa
ZYGACTCL $170
ZYGACTCR $170
ZYGACSCL $170
ZYGACSCR $170
ZYGABTBL $170
ZYGABTBR $170
ZYGABSBL $170
ZYGABSBR $170
ZYGABTCL $170
ZYGABTCR $170
ZYGABSCL $170
ZYGABSCR $170

SPECIAL SERVICES

Special Carton Marking

With specially marked information N/C

Shipping

Ships **assembled, FOB High Point, NC 27263, freight prepaid.** Freight class 250.

Specifications and prices are subject to change without prior notice.

Zoetry® Guest Seating
Tandem Guest Opposing Orientation Sofa

Zoetry® Guest Seating
Tandem Guest Opposing Orientation Sofa

MODEL	MODEL NUMBER Basic Model	Armcap Type Ⓑ	Power & Location Ⓒ	Glide Option Ⓓ	Base Finish Ⓔ	Armcap Finish Ⓕ	Power Color Ⓖ	Uph. Color Ⓗ	Thread Color Ⓘ	Approx. Packaged Weight	Grade C.O.M.	Grade C	Grade D	Grade E & C.O.L.	Grade F	Grade G	Grade H	Grade I	Grade J	Grade K	Grade L Leather	Grade M Leather
Guest Opposing Orientation Sofa, Bariatric/Solid Surface Table/Bariatric, Left-facing • Fully upholstered, featuring 3.5" molded foam seat cushions • 14" die-cast aluminum leg • Extruded aluminum base • Stitching detail on back rest • Debris clean-out spaces • Field replaceable components • Separating arms • Power located in table surface, when power specified • Corian® Solide Surface in-line table supports personal items • Opposing orientation maximizes space utilization while creating seperate lines of sight • Non-contrast COM = 6.25 yds Overall Dimensions: • W=86.25" D=25.9" H=31.5"	ZYGABSBL	□□□	□□□	□□	□□	□□□	□□	□□□	□□	212.5#	$ 4917	$ 5198	$ 5272	$ 5360	$ 5420	$ 5537	$ 5657	$ 5811	$ 6099	$ 6394	$ 6692	$ 7283
Guest Opposing Orientation Sofa, Bariatric/Solid Surface Table/Bariatric, Right-facing • Fully upholstered, featuring 3.5" molded foam seat cushions • 14" die-cast aluminum leg • Extruded aluminum base • Stitching detail on back rest • Debris clean-out spaces • Field replaceable components • Separating arms • Power located in table surface, when power specified • Corian® Solide Surface in-line table supports personal items • Opposing orientation maximizes space utilization while creating seperate lines of sight • Non-contrast COM = 6.25 yds Overall Dimensions: • W=86.25" D=25.9" H=31.5"	ZYGABSBR	□□□	□□□	□□	□□	□□□	□□	□□□	□□	212.5#	$ 4917	$ 5198	$ 5272	$ 5360	$ 5420	$ 5537	$ 5657	$ 5811	$ 6099	$ 6394	$ 6692	$ 7283

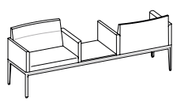

ZYGA

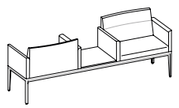

ZYGA

Ⓐ ZYGABSBL ZYGABSBR

HOW TO ORDER

Indicate the following information on order form:
1. Quantity of each item.
2. Model number, including options. See "How To Build a Model Number".
3. Any special service required.

Note: • The □ indicates that a choice is required.
- The absence of the □ indicates that no choice is required.
- Alpha-numeric characters in place of □ indicate that no other alternatives are available.

HOW TO BUILD A MODEL NUMBER

Ⓐ Select basic model.

Ⓑ Select armcap type.

NAC	- No armcap
PACBL	- Black poly armcap; add $214
WAC	- Wood armcaps; add $279

Ⓒ Select power & location.

NP	- No power
M1	- One Power Module; add $239

Ⓓ Select glide.

GFT	- Felt glides
GPL	- Plastic glides

Glides adjust 7/8"

Ⓔ Select base/leg finish.
Refer to the **Product Color Options** page in this price list.
Polished aluminum base/leg requires an upcharge. See FINISH INFORMATION.

Ⓕ Select armcap finish.
Refer to the **Product Color Options** page in this price list.

Ⓖ Select power module color.

WPBL	- Black/Black Power Module
WPSL	- Silver/White Power Module
WPWH	- White/White Power Module

Ⓗ Select upholstery grade/color.
Refer to **ki.com/fabrics**

Ⓘ Select thread color.
Refer to the **Product Color Options** page in this price list.

NOTE

Solid surface color is always Corian® Glacier White.
Corian® is a DuPont brand.

Ganging is not available on Zoetry product.

Zoety is offered in non-contrasting upholstery only, as standard.

FINISH INFORMATION

Polished Aluminum Upcharge:

Guest Chair

ZYGNC	$112
ZYGNB	$112

Guest Loveseat

ZYGNCC	$112
ZYGNBB	$112
ZYGNBC	$112
ZYGNCB	$112

Tandem Guest Loveseat

ZYGACC	$112
ZYGABB	$112
ZYGABC	$112
ZYGACB	$112

Guest Sofa

ZYGNCCC	$170
ZYGNCWC	$170
ZYGNBWB	$170
ZYGNBWC	$170
ZYGNCWB	$170

Tandem Guest Sofa

ZYGACCC	$170
ZYGACBC	$170
ZYGABCB	$170

Tandem Guest Sofa with Table

ZYGACRC	$170
ZYGACTC	$170
ZYGACSC	$170
ZYGABRB	$170
ZYGABTB	$170
ZYGABSB	$170
ZYGABRC	$170
ZYGABTC	$170
ZYGABSC	$170
ZYGACRB	$170
ZYGACTB	$170
ZYGACSB	$170

Tandem Guest Opposing Orientation Sofa

ZYGACTCL	$170
ZYGACTCR	$170
ZYGACSCL	$170
ZYGACSCR	$170
ZYGABTBL	$170
ZYGABTBR	$170
ZYGABSBL	$170
ZYGABSBR	$170
ZYGABTCL	$170
ZYGABTCR	$170
ZYGABSCL	$170
ZYGABSCR	$170

SPECIAL SERVICES

Special Carton Marking

With specially marked information N/C

Shipping

Ships **assembled, FOB High Point, NC 27263, freight prepaid.** Freight class 250.

Specifications and prices are subject to change without prior notice.

Zoetry® Guest Seating
Tandem Guest Opposing Orientation Sofa

Zoetry® Guest Seating
Tandem Guest Opposing Orientation Sofa

	MODEL	MODEL NUMBER Basic Model	Armcap Type	Power & Location	Glide Option	Base Finish	Armcap Finish	Power Color	Uph. Color	Thread Color	Table Finish	Edge Color (73P)	Approx. Packaged Weight	Grade C.O.M.	Grade C	Grade D	Grade E & C.O.L.	Grade F	Grade G	Grade H	Grade I	Grade J	Grade K	Grade L Leather	Grade M Leather
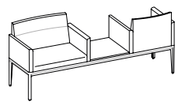 ZYGA	**Guest Opposing Orientation Sofa, Bariatric/Table/Standard, Left-facing** • Fully upholstered, featuring 3.5" molded foam seat cushions • 14" die-cast aluminum leg • Extruded aluminum base • Stitching detail on back rest • Debris clean-out spaces • Field replaceable components • Separating arms • Power located in table surface, when power specified • In-line table supports personal items • Opposing orientation maximizes space utilization while creating seperate lines of sight • Non-contrast COM = 4.5 yds Overall Dimensions: • W=77.75" D=25.9" H=31.5"	ZYGABTCL	□□□	□□□	□□	□□	□□□	□□	□□□	□□	□□	□□	169.0#	$ 4200	$ 4402	$ 4455	$ 4519	$ 4561	$ 4646	$ 4733	$ 4844	$ 5050	$ 5263	$ 5477	$ 5903
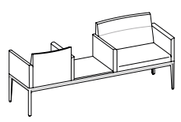 ZYGA	**Guest Opposing Orientation Sofa, Bariatric/Table/Standard, Right-facing** • Fully upholstered, featuring 3.5" molded foam seat cushions • 14" die-cast aluminum leg • Extruded aluminum base • Stitching detail on back rest • Debris clean-out spaces • Field replaceable components • Separating arms • Power located in table surface, when power specified • In-line table supports personal items • Opposing orientation maximizes space utilization while creating seperate lines of sight • Non-contrast COM = 4.5 yds Overall Dimensions: • W=77.75" D=25.9" H=31.5"	ZYGABTCR	□□□	□□□	□□	□□	□□□	□□	□□□	□□	□□	□□	169.0#	$ 4200	$ 4402	$ 4455	$ 4519	$ 4561	$ 4646	$ 4733	$ 4844	$ 5050	$ 5263	$ 5477	$ 5903
		Ⓐ	Ⓑ	Ⓒ	Ⓓ	Ⓔ	Ⓕ	Ⓖ	Ⓗ	Ⓘ	Ⓙ	Ⓚ													

HOW TO ORDER

Indicate the following information on order form:
1. Quantity of each item.
2. Model number, including options. See "How To Build a Model Number".
3. Any special service required.

Note: • The □ indicates that a choice is required.
- The absence of the □ indicates that no choice is required.
- Alpha-numeric characters in place of □ indicate that no other alternatives are available.

HOW TO BUILD A MODEL NUMBER

Ⓐ Select basic model.

Ⓑ Select armcap type.

NAC	- No armcap
PACBL	- Black poly armcap; add $214
WAC	- Wood armcaps; add $279

Ⓒ Select power & location.

NP	- No power
M1	- One Power Module; add $239

Ⓓ Select glide.

GFT	- Felt glides
GPL	- Plastic glides

Glides adjust 7/8"

Ⓔ Select base/leg finish.
Refer to the **Product Color Options** page in this price list.
Polished aluminum base/leg requires an upcharge. See FINISH INFORMATION.

Ⓕ Select armcap finish.
Refer to the **Product Color Options** page in this price list.

Ⓖ Select power module color.

WPBL	- Black/Black Power Module
WPSL	- Silver/White Power Module
WPWH	- White/White Power Module

Ⓗ Select upholstery grade/color.
Refer to **ki.com/fabrics**

Ⓘ Select thread color.
Refer to the **Product Color Options** page in this price list.

Ⓙ Select laminate table finish.
Refer to the **Product Color Options** page in this price list.

Ⓚ Select 73P edge color.
Refer to the **Product Color Options** page in this price list.

NOTE

Ganging is not available on Zoetry product.

Zoety is offered in non-contrasting upholstery only, as standard.

FINISH INFORMATION

Polished Aluminum Upcharge:

Guest Chair	
ZYGNC	$112
ZYGNB	$112
Guest Loveseat	
ZYGNCC	$112
ZYGNBB	$112
ZYGNBC	$112
ZYGNCB	$112
Tandem Guest Loveseat	
ZYGACC	$112
ZYGABB	$112
ZYGABC	$112
ZYGACB	$112
Guest Sofa	
ZYGNCCC	$170
ZYGNCWC	$170
ZYGNBWB	$170
ZYGNBWC	$170
ZYGNCWB	$170

Tandem Guest Sofa	
ZYGACCC	$170
ZYGACBC	$170
ZYGABCB	$170
Tandem Guest Sofa with Table	
ZYGACRC	$170
ZYGACTC	$170
ZYGACSC	$170
ZYGABRB	$170
ZYGABTB	$170
ZYGABSB	$170
ZYGABRC	$170
ZYGABTC	$170
ZYGABSC	$170
ZYGACRB	$170
ZYGACTB	$170
ZYGACSB	$170

Tandem Guest Opposing Orientation Sofa	
ZYGACTCL	$170
ZYGACTCR	$170
ZYGACSCL	$170
ZYGACSCR	$170
ZYGABTBL	$170
ZYGABTBR	$170
ZYGABSBL	$170
ZYGABSBR	$170
ZYGABTCL	$170
ZYGABTCR	$170
ZYGABSCL	$170
ZYGABSCR	$170

SPECIAL SERVICES

Special Carton Marking

With specially marked information	N/C

Shipping

Ships **assembled, FOB High Point, NC 27263, freight prepaid.** Freight class 250.

Specifications and prices are subject to change without prior notice.

Zoetry® Guest Seating
Tandem Guest Opposing Orientation Sofa

Zoetry® Guest Seating
Tandem Guest Opposing Orientation Sofa

MODEL	MODEL NUMBER: Basic Model	Armcap Type	Power & Location	Glide Option	Base Finish	Armcap Finish	Power Color	Uph. Color	Thread Color	Approx. Packaged Weight	Grade C.O.M.	Grade C	Grade D	Grade E & C.O.L.	Grade F	Grade G	Grade H	Grade I	Grade J	Grade K	Grade L Leather	Grade M Leather
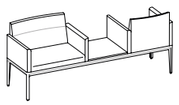 ZYGA **Guest Opposing Orientation Sofa, Bariatric/Solid Surface Table/Standard, Left-facing** • Fully upholstered, featuring 3.5" molded foam seat cushions • 14" die-cast aluminum leg • Extruded aluminum base • Stitching detail on back rest • Debris clean-out spaces • Field replaceable components • Separating arms • Power located in table surface, when power specified • Corian® Solide Surface in-line table supports personal items • Opposing orientation maximizes space utilization while creating seperate lines of sight • Non-contrast COM = 4.5 yds Overall Dimensions: • W=77.75" D=25.9" H=31.5"	ZYGABSCL	□□□	□□□	□□	□□	□□□	□□	□□□	□□	203.0#	$ 4521	$ 4723	$ 4776	$ 4840	$ 4882	$ 4967	$ 5054	$ 5165	$ 5371	$ 5584	$ 5798	$ 6224
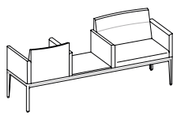 ZYGA **Guest Opposing Orientation Sofa, Bariatric/Solid Surface Table/Standard, Right-facing** • Fully upholstered, featuring 3.5" molded foam seat cushions • 14" die-cast aluminum leg • Extruded aluminum base • Stitching detail on back rest • Debris clean-out spaces • Field replaceable components • Separating arms • Power located in table surface, when power specified • Corian® Solide Surface in-line table supports personal items • Opposing orientation maximizes space utilization while creating seperate lines of sight • Non-contrast COM = 4.5 yds Overall Dimensions: • W=77.75" D=25.9" H=31.5"	ZYGABSCR	□□□	□□□	□□	□□	□□□	□□	□□□	□□	203.0#	$ 4521	$ 4723	$ 4776	$ 4840	$ 4882	$ 4967	$ 5054	$ 5165	$ 5371	$ 5584	$ 5798	$ 6224
	Ⓐ	Ⓑ	Ⓒ	Ⓓ	Ⓔ	Ⓕ	Ⓖ	Ⓗ	Ⓘ													

HOW TO ORDER

Indicate the following information on order form:
1. Quantity of each item.
2. Model number, including options. See "How To Build a Model Number".
3. Any special service required.

Note: • The □ indicates that a choice is required.
- The absence of the □ indicates that no choice is required.
- Alpha-numeric characters in place of □ indicate that no other alternatives are available.

HOW TO BUILD A MODEL NUMBER

Ⓐ Select basic model.

Ⓑ Select armcap type.

NAC	- No armcap
PACBL	- Black poly armcap; add $214
WAC	- Wood armcaps; add $279

Ⓒ Select power & location.

NP	- No power
M1	- One Power Module; add $239

Ⓓ Select glide.

GFT	- Felt glides
GPL	- Plastic glides

Glides adjust 7/8"

Ⓔ Select base/leg finish.
Refer to the **Product Color Options** page in this price list.
Polished aluminum base/leg requires an upcharge. See FINISH INFORMATION.

Ⓕ Select armcap finish.
Refer to the **Product Color Options** page in this price list.

Ⓖ Select power module color.

WPBL	- Black/Black Power Module
WPSL	- Silver/White Power Module
WPWH	- White/White Power Module

Ⓗ Select upholstery grade/color.
Refer to **ki.com/fabrics**

Ⓘ Select thread color.
Refer to the **Product Color Options** page in this price list.

NOTE

Solid surface color is always Corian® Glacier White.
Corian® is a DuPont brand.

Ganging is not available on Zoetry product.

Zoety is offered in non-contrasting upholstery only, as standard.

FINISH INFORMATION

Polished Aluminum Upcharge:

Guest Chair	
ZYGNC	$112
ZYGNB	$112
Guest Loveseat	
ZYGNCC	$112
ZYGNBB	$112
ZYGNBC	$112
ZYGNCB	$112
Tandem Guest Loveseat	
ZYGACC	$112
ZYGABB	$112
ZYGABC	$112
ZYGACB	$112
Guest Sofa	
ZYGNCCC	$170
ZYGNCWC	$170
ZYGNBWB	$170
ZYGNBWC	$170
ZYGNCWB	$170

Tandem Guest Sofa	
ZYGACCC	$170
ZYGACBC	$170
ZYGABCB	$170
Tandem Guest Sofa with Table	
ZYGACRC	$170
ZYGACTC	$170
ZYGACSC	$170
ZYGABRB	$170
ZYGABTB	$170
ZYGABSB	$170
ZYGABRC	$170
ZYGABTC	$170
ZYGABSC	$170
ZYGACRB	$170
ZYGACTB	$170
ZYGACSB	$170

Tandem Guest Opposing Orientation Sofa	
ZYGACTCL	$170
ZYGACTCR	$170
ZYGACSCL	$170
ZYGACSCR	$170
ZYGABTBL	$170
ZYGABTBR	$170
ZYGABSBL	$170
ZYGABSBR	$170
ZYGABTCL	$170
ZYGABTCR	$170
ZYGABSCL	$170
ZYGABSCR	$170

SPECIAL SERVICES

Special Carton Marking

With specially marked information N/C

Shipping

Ships **assembled, FOB High Point, NC 27263, freight prepaid.** Freight class 250.

Specifications and prices are subject to change without prior notice.

Zoetry® Lounge Seating
Technical Specifications - Lounge Seating

Zoetry Lounge Overall Dimensions										
Model/Feature	A Overall Width	B Overall Depth	C Overall Height	D Arm Height	E Back Width	F Seat Depth	G Seat Height	H Arm Width	I Table Height Above Finish Floor	J Table Height Above Seat Frame
Standard Lounges	Reference Appropriate Chart Below	28”	32”	25”	22”	20 1/2”	18”	4”	N/A	N/A
Bariatric Lounges	Reference Appropriate Chart Below	28”	32”	25”	30”	20 1/2”	18”	4”	N/A	N/A
Lounge In-Line Flat Tables	22”	27 7/8”	14 1/2”	N/A	N/A	N/A	N/A	N/A	9 5/8”	3/4”
Lounge In-Line Raised Tables	22”	27 7/8”	16 1/8”	N/A	N/A	N/A	N/A	N/A	16 1/8”	7 1/4”
Lounge In-Line Working-Height Tables	22”	27 7/8”	32”	N/A	N/A	N/A	N/A	N/A	24 7/8”	16”

Zoetry Standard Lounge Overall Width	
Model	A Overall Width
ZYLNC	30”
ZYLNCC	52”
ZYLACC	56”
ZYLNCCC	74”
ZYLACCC	82”
ZYLACRC	82”
ZYLACTC	82”
ZYLACSC	82”
ZYLNCWC	74”
ZYLACTCL	82”
ZYLACSCL	82”
ZYLACTCR	82”
ZYLACSCR	82”

Zoetry Bariatric Lounge Seating Overall Width	
Model	A Overall Width
ZYLNB	38”
ZYLNBB	68”
ZYLABB	72”
ZYLABTB	98”
ZYLABSB	98”
ZYLABRB	98”
ZYLNBWB	90”
ZYLABTBL	98”
ZYLABSBL	98”
ZYLABTBR	98”
ZYLABSBR	98”

Zoetry Standard/Bariatric Lounge Overall Width	
Model	A Overall Width
ZYLNBC	60”
ZYLNCB	60”
ZYLABC	64”
ZYLACB	64”
ZYLACBC	90”
ZYLABCB	98”
ZYLABTC	90”
ZYLABSC	90”
ZYLABRC	90”
ZYLNBWC	82”
ZYLACTB	90”
ZYLACSB	90”
ZYLACRB	90”
ZYLNCWB	82”
ZYLABTCL	90”
ZYLABSCL	90”
ZYLABTCR	90”
ZYLABSCR	90”

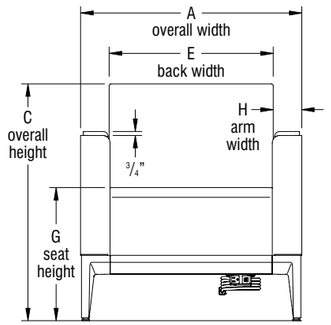

Standard Lounge
(front view)

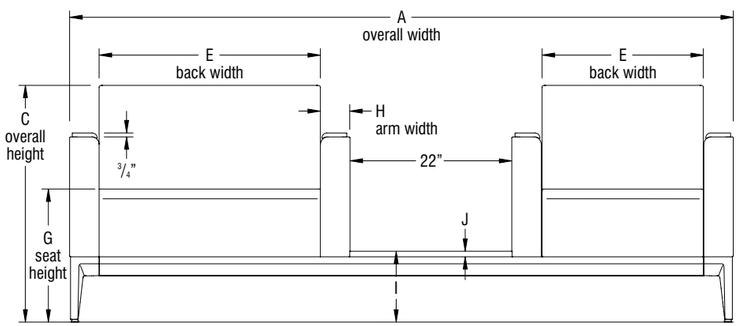

Standard & Bariatric Lounge with
Flat Table (front view)

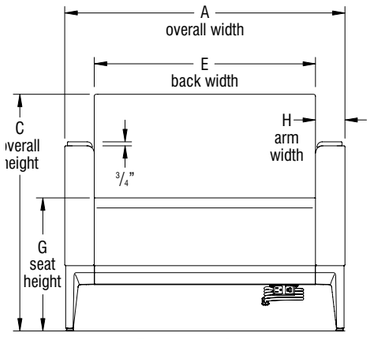

Bariatric Lounge
(front view)

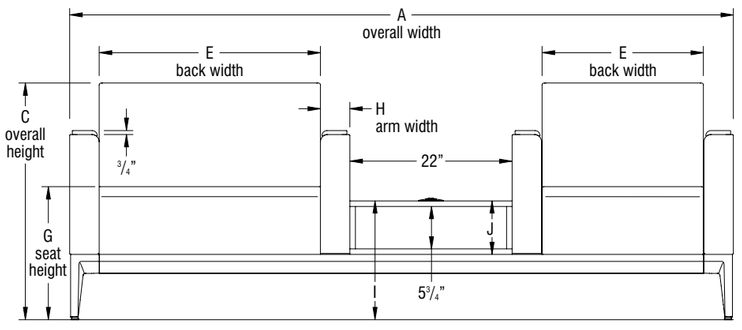

Standard & Bariatric Lounge with
Raised Table (front view)

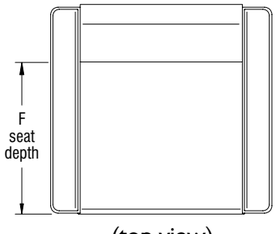

(top view)

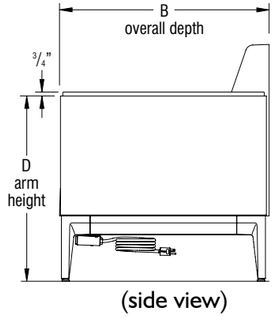

(side view)

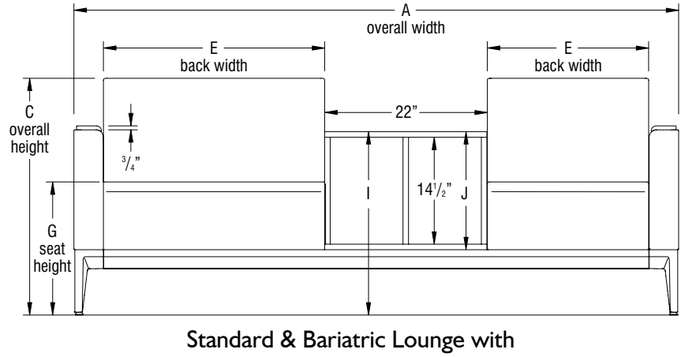

Standard & Bariatric Lounge with
Working-Height Table (front view)

Zoetry® Lounge Seating
Technical Specifications - Lounge Seating

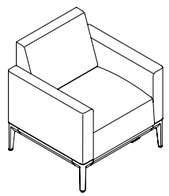

Lounge Chair
ZYLNC



Bariatric Lounge Chair
ZYLNB



Lounge Loveseat
ZYLNCC

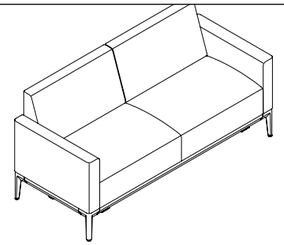

Bariatric Lounge Loveseat
ZYLNBB



Lounge Loveseat
Bariatric Left/Standard Right
ZYLNBC



Lounge Loveseat
Standard Left/Bariatric Right
ZYLNCB



Tandem Lounge Loveseat
ZYLACC

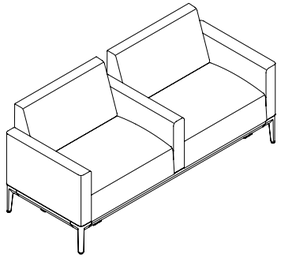

Tandem Bariatric Lounge Loveseat
ZYLABB



Tandem Lounge Loveseat
Bariatric Left/Standard Right
ZYLABC



Tandem Lounge Loveseat
Standard Left/Bariatric Right
ZYLACB



Lounge Sofa
ZYLNCCC

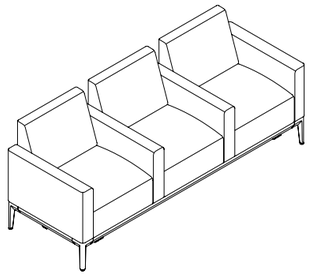

Tandem Lounge Sofa
ZYLACCC

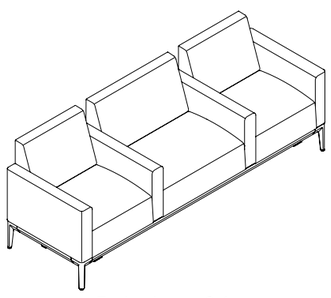

Tandem Lounge Sofa
Standard/Bariatric/Standard
ZYLACBC

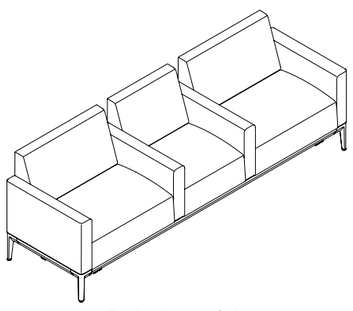

Tandem Lounge Sofa
Bariatric/Standard/Bariatric
ZYLABCB

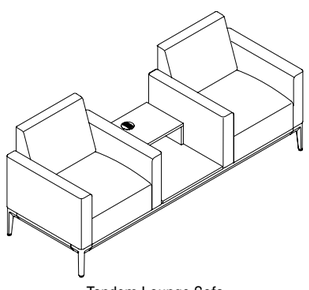

Tandem Lounge Sofa
Standard/Raised Table/Standard
ZYLACRC

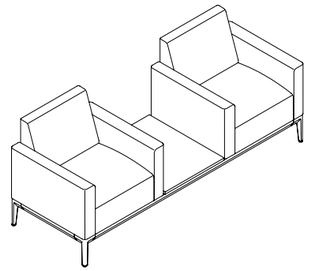

Tandem Lounge
Standard/Flat Table/Standard
ZYLACTC
ZYLACSC

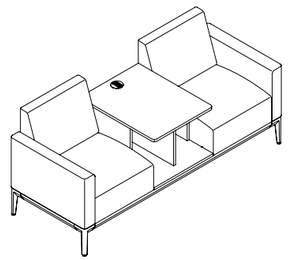

Lounge Sofa
Standard/Working-Height Table/Standard
ZYLNCWC

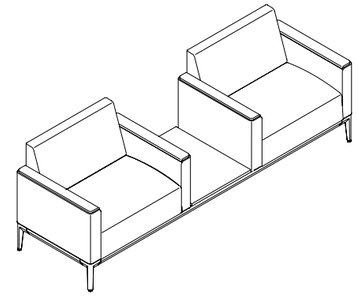

Tandem Lounge Sofa
Bariatric/Table/Bariatric
ZYLABTB
ZYLABSB

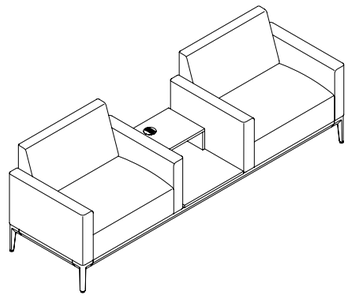

Tandem Lounge Sofa
Bariatric/Raised Table/Bariatric
ZYLABRB

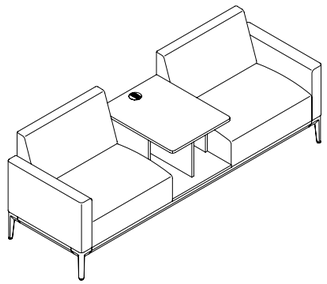

Lounge Sofa
Bariatric/Working-Height Table/Bariatric
ZYLNBWB

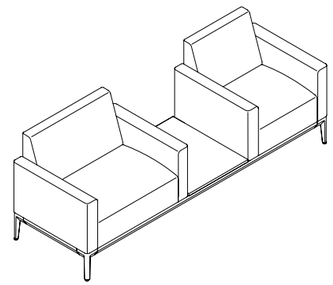

Tandem Lounge Sofa
Bariatric/Table/Standard
ZYLABTC
ZYLABSC

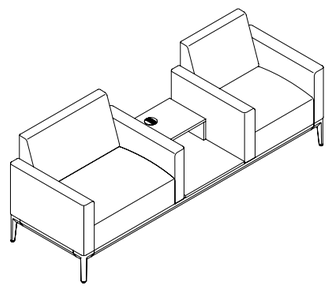

Tandem Lounge Sofa
Bariatric/Raised Table/Standard
ZYLABRC

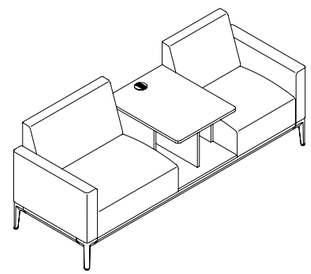

Lounge Sofa
Bariatric/Working-Height Table/Standard
ZYLNBWC

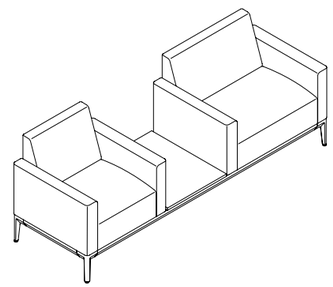

Tandem Lounge Sofa Standard/Table/Bariatric
ZYLACTB
ZYLACSB

Zoetry® Lounge Seating
Technical Specifications - Lounge Seating

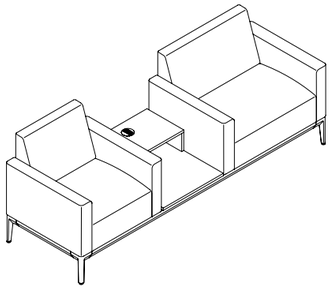

Tandem Lounge Sofa
Standard/Raised Table/Bariatric
ZYLACRB

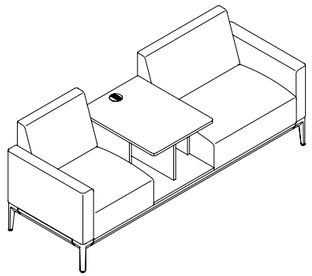

Lounge Sofa
Standard/Working-Height Table/Bariatric
ZYLNCWB

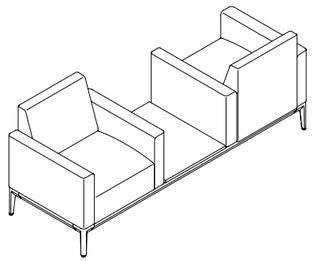

Lounge Opposing Orientation
Standard/Table/Standard (Left)
ZYLACTCL
ZYLACSCL

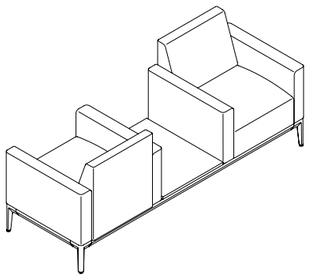

Lounge Opposing Orientation
Standard/Table/Standard (Right)
ZYLACTCR
ZYLACSCR

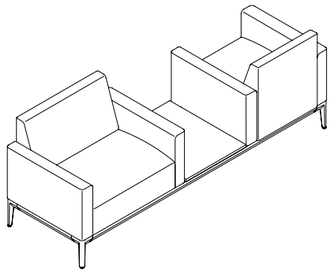

Lounge Opposing Orientation
Bariatric/Table/Standard (Left)
ZYLABTCL
ZYLABSCL

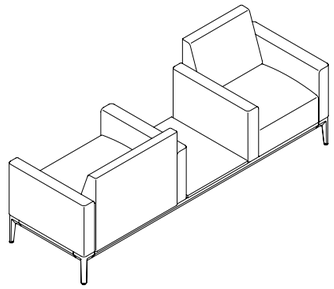

Lounge Opposing Orientation
Bariatric/Table/Standard (Right)
ZYLABTCR
ZYLABSCR

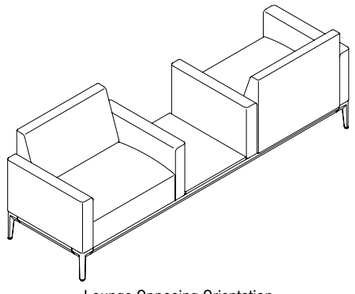

Lounge Opposing Orientation
Bariatric/Table/Bariatric (Left)
ZYLABTBL
ZYLABSBL

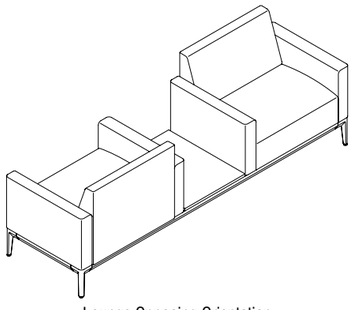

Lounge Opposing Orientation
Bariatric/Table/Bariatric (Right)
ZYLABTBR
ZYLABSBR

Zoetry® Lounge Seating
Lounge Chair

Zoetry® Lounge Seating
Lounge Chair

	MODEL	MODEL NUMBER									Approx. Packaged Weight	Grade C.O.M.	Grade C	Grade D	Grade E & C.O.L.	Grade F	Grade G	Grade H	Grade I	Grade J	Grade K	Grade L Leather	Grade M Leather
		Basic Model	Armcap Type	Power & Location	Glide Option	Base Finish	Armcap Finish	Power Color	Upholstery Color	Thread Color													
	**Lounge Chair** • Fully upholstered, featuring 6" molded foam seat cushions • 8.5" die-cast aluminum leg • Extruded aluminum base • Stitching detail on back rest • Debris clean-out spaces • Field replaceable components • Non-contrast COM = 4 yds Overall Dimensions: • W=30" D=28" H=32"	ZYLNC	□□□	□□□	□□	□□	□□□	□□	□□□	□□	114.0#	$ 2557	$ 2737	$ 2784	$ 2841	$ 2878	$ 2954	$ 3031	$ 3130	$ 3314	$ 3503	$ 3693	$ 4071
ZYLN																							
	**Lounge Chair, Bariatric** • Fully upholstered, featuring 6" foam seat cushions • 8.5" die-cast aluminum leg • Extruded aluminum base • Stitching detail on back rest • Debris clean-out spaces • Field replaceable components • Non-contrast COM = 5.5 yds Overall Dimensions: • W=38" D=28" H=32"	ZYLNB	□□□	□□□	□□	□□	□□□	□□	□□□	□□	126.5#	$ 2770	$ 3017	$ 3083	$ 3160	$ 3212	$ 3316	$ 3422	$ 3558	$ 3810	$ 4070	$ 4331	$ 4852
ZYLN																							
		Ⓐ	Ⓑ	Ⓒ	Ⓓ	Ⓔ	Ⓕ	Ⓖ	Ⓗ	Ⓘ													

HOW TO ORDER

Indicate the following information on order form:
1. Quantity of each item.
2. Model number, including options. See "How To Build a Model Number".
3. Any special service required.

Note: • The □ indicates that a choice is required.
- The absence of the □ indicates that no choice is required.
- Alpha-numeric characters in place of □ indicate that no other alternatives are available.

HOW TO BUILD A MODEL NUMBER

Ⓐ Select basic model.

Ⓑ Select armcap type.

NAC	- No armcap
PACBL	- Black poly armcap; add $134
WAC	- Wood armcaps; add $139

Ⓒ Select power & location.

M1L	- One Power Module, Left-Facing; add $257
M1R	- One Power Module, Right-Facing; add $257
NP	- No power

Ⓓ Select glide.

GFT	- Felt glides
GPL	- Plastic glides

Glides adjust 7/8"

Ⓔ Select base/leg finish.
Refer to the **Product Color Options** page in this price list.
Polished aluminum base/leg requires an upcharge. See FINISH INFORMATION.

Ⓕ Select armcap finish.
Refer to the **Product Color Options** page in this price list.

Ⓖ Select power module color.

WPBL	- Black/Black Power Module
WPWH	- White/White Power Module

Ⓗ Select upholstery grade/color.
Refer to **ki.com/fabrics**

Ⓘ Select thread color.
Refer to the **Product Color Options** page in this price list.

NOTE
Ganging is not available on Zoetry product.

Zoety is offered in non-contrasting upholstery only, as standard.

FINISH INFORMATION
Polished Aluminum Upcharge:

Lounge Chair	
ZYLNC	$154
ZYLNB	$154
Lounge Loveseat	
ZYLNCC	$193
ZYLNBB	$193
ZYLNBC	$193
ZYLNCB	$193
Tandem Lounge Loveseat	
ZYLACC	$193
ZYLABB	$193
ZYLABC	$193
ZYLACB	$193
Lounge Sofa	
ZYLNCCC	$309
ZYLNCWC	$309
ZYLNBWB	$309
ZYLNBWC	$309
ZYLNCWB	$309
Tandem Lounge Sofa	
ZYLACCC	$309
ZYLACBC	$309
ZYLABCB	$309
Tandem Lounge Sofa with Table	
ZYLACRC	$309
ZYLACTC	$309
ZYLACSC	$309
ZYLABRB	$309
ZYLABTB	$309
ZYLABSB	$309
ZYLABRC	$309
ZYLABTC	$309
ZYLABSC	$309
ZYLACRB	$309
ZYLACTB	$309
ZYLACSB	$309
Tandem Lounge Opposing Orientation Sofa	
ZYLACTCL	$309
ZYLACTCR	$309
ZYLACSCL	$309
ZYLACSCR	$309
ZYLABTBL	$309
ZYLABTBR	$309
ZYLABSBL	$309
ZYLABSBR	$309
ZYLABTCL	$309
ZYLABTCR	$309
ZYLABSCL	$309
ZYLABSCR	$309

SPECIAL SERVICES

Special Carton Marking

With specially marked information	N/C

Shipping
Ships **assembled, FOB High Point, NC 27263, freight prepaid.** Freight class 250.

Specifications and prices are subject to change without prior notice.

Zoetry® Lounge Seating
Lounge Loveseat

Zoetry® Lounge Seating
Lounge Loveseat

	MODEL	MODEL NUMBER Basic Model	Armcap Type	Power & Location	Glide Option	Base Finish	Armcap Finish	Power Color	Upholstery Color	Thread Color	Approx. Packaged Weight	Grade C.O.M.	Grade C	Grade D	Grade E & C.O.L.	Grade F	Grade G	Grade H	Grade I	Grade J	Grade K	Grade L Leather	Grade M Leather
 ZYLN	**Lounge Loveseat** • Fully upholstered, featuring 6" molded foam seat cushions • 8.5" die-cast aluminum leg • Extruded aluminum base • Stitching detail on back rest • Debris clean-out spaces • Field replaceable components • Non-contrast COM = 6 yds Overall Dimensions: • W=52" D=28" H=32"	ZYLNCC	□□□	□□□	□□	□□	□□□	□□	□□□	□□□	165.0#	$ 3419	$ 3688	$ 3759	$ 3843	$ 3901	$ 4014	$ 4129	$ 4278	$ 4553	$ 4837	$ 5122	$ 5690
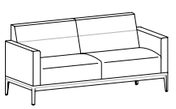 ZYLN	**Lounge Loveseat, Bariatric** • Fully upholstered, featuring 6" foam seat cushions • 8.5" die-cast aluminum leg • Extruded aluminum base • Stitching detail on back rest • Debris clean-out spaces • Field replaceable components • Non-contrast COM = 8.25 yds Overall Dimensions: • W=68" D=28" H=32"	ZYLNBB	□□□	□□□	□□	□□	□□□	□□	□□□	□□□	194.0#	$ 4279	$ 4650	$ 4748	$ 4864	$ 4942	$ 5099	$ 5257	$ 5460	$ 5840	$ 6230	$ 6622	$ 7403
		Ⓐ	Ⓑ	Ⓒ	Ⓓ	Ⓔ	Ⓕ	Ⓖ	Ⓗ	Ⓘ													

HOW TO ORDER

Indicate the following information on order form:
1. Quantity of each item.
2. Model number, including options. See "How To Build a Model Number".
3. Any special service required.

Note: • The □ indicates that a choice is required.
- The absence of the □ indicates that no choice is required.
- Alpha-numeric characters in place of □ indicate that no other alternatives are available.

HOW TO BUILD A MODEL NUMBER

Ⓐ Select basic model.

Ⓑ Select armcap type.

NAC	- No armcap
PACBL	- Black poly armcap; add $134
WAC	- Wood armcaps; add $139

Ⓒ Select power & location.

M1C	- One Power Module, Centered; add $257
M1L	- One Power Module, Left-Facing; add $257
M1R	- One Power Module, Right-Facing; add $257
M2	- Two Power Modules; add $623
NP	- No power

Ⓓ Select glide.

GFT	- Felt glides
GPL	- Plastic glides

Glides adjust 7/8"

Ⓔ Select base/leg finish.
Refer to the **Product Color Options** page in this price list.
Polished aluminum base/leg requires an upcharge. See FINISH INFORMATION.

Ⓕ Select armcap finish.
Refer to the **Product Color Options** page in this price list.

Ⓖ Select power module color.

WPBL	- Black/Black Power Module
WPWH	- White/White Power Module

Ⓗ Select upholstery grade/color.
Refer to **ki.com/fabrics**

Ⓘ Select thread color.
Refer to the **Product Color Options** page in this price list.

NOTE
Ganging is not available on Zoetry product.

Zoety is offered in non-contrasting upholstery only, as standard.

FINISH INFORMATION
Polished Aluminum Upcharge:

Lounge Chair	
ZYLNC	$154
ZYLNB	$154
Lounge Loveseat	
ZYLNCC	$193
ZYLNBB	$193
ZYLNBC	$193
ZYLNCB	$193
Tandem Lounge Loveseat	
ZYLACC	$193
ZYLABB	$193
ZYLABC	$193
ZYLACB	$193
Lounge Sofa	
ZYLNCCC	$309
ZYLNCWC	$309
ZYLNBWB	$309
ZYLNBWC	$309
ZYLNCWB	$309
Tandem Lounge Sofa	
ZYLACCC	$309
ZYLACBC	$309
ZYLABCB	$309
Tandem Lounge Sofa with Table	
ZYLACRC	$309
ZYLACTC	$309
ZYLACSC	$309
ZYLABRB	$309
ZYLABTB	$309
ZYLABSB	$309
ZYLABRC	$309
ZYLABTC	$309
ZYLABSC	$309
ZYLACRB	$309
ZYLACTB	$309
ZYLACSB	$309
Tandem Lounge Opposing Orientation Sofa	
ZYLACTCL	$309
ZYLACTCR	$309
ZYLACSCL	$309
ZYLACSCR	$309
ZYLABTBL	$309
ZYLABTBR	$309
ZYLABSBL	$309
ZYLABSBR	$309
ZYLABTCL	$309
ZYLABTCR	$309
ZYLABSCL	$309
ZYLABSCR	$309

SPECIAL SERVICES

Special Carton Marking

With specially marked information	N/C

Shipping
Ships **assembled, FOB High Point, NC 27263, freight prepaid.** Freight class 250.

Specifications and prices are subject to change without prior notice.

Zoetry® Lounge Seating
Lounge Loveseat

Zoetry® Lounge Seating
Lounge Loveseat

	MODEL	MODEL NUMBER Basic Model	Armcap Type	Power & Location	Glide Option	Base Finish	Armcap Finish	Power Color	Upholstery Color	Thread Color	Approx. Packaged Weight	Grade C.O.M.	Grade C	Grade D	Grade E & C.O.L.	Grade F	Grade G	Grade H	Grade I	Grade J	Grade K	Grade L Leather	Grade M Leather
 ZYLN	**Lounge Loveseat, Bariatric Left/Standard Right** • Fully upholstered, featuring 6" foam seat cushions • 8.5" die-cast aluminum leg • Extruded aluminum base • Stitching detail on back rest • Debris clean-out spaces • Field replaceable components • Non-contrast COM = 7.25 yds Overall Dimensions: • W=60" D=28" H=32"	ZYLNBC	□□□	□□□	□□	□□	□□□	□□	□□□	□□	183.0#	$ 3697	$ 4023	$ 4109	$ 4210	$ 4280	$ 4416	$ 4555	$ 4735	$ 5068	$ 5411	$ 5756	$ 6441
 ZYLN	**Lounge Loveseat, Standard Left/Bariatric Right** • Fully upholstered, featuring 6" foam seat cushions • 8.5" die-cast aluminum leg • Extruded aluminum base • Stitching detail on back rest • Debris clean-out spaces • Field replaceable components • Non-contrast COM = 7.25 yds Overall Dimensions: • W=60" D=28" H=32"	ZYLNCB	□□□	□□□	□□	□□	□□□	□□	□□□	□□	182.5#	$ 3697	$ 4023	$ 4109	$ 4210	$ 4280	$ 4416	$ 4555	$ 4735	$ 5068	$ 5411	$ 5756	$ 6441
		Ⓐ	Ⓑ	Ⓒ	Ⓓ	Ⓔ	Ⓕ	Ⓖ	Ⓗ	Ⓘ													

HOW TO ORDER

Indicate the following information on order form:
1. Quantity of each item.
2. Model number, including options. See "How To Build a Model Number".
3. Any special service required.

Note: • The □ indicates that a choice is required.
- The absence of the □ indicates that no choice is required.
- Alpha-numeric characters in place of □ indicate that no other alternatives are available.

HOW TO BUILD A MODEL NUMBER

Ⓐ Select basic model.

Ⓑ Select armcap type.

NAC	- No armcap
PACBL	- Black poly armcap; add $134
WAC	- Wood armcaps; add $139

Ⓒ Select power & location.

M1C	- One Power Module, Centered; add $257
M1L	- One Power Module, Left-Facing; add $257
M1R	- One Power Module, Right-Facing; add $257
M2	- Two Power Modules; add $623
NP	- No power

Ⓓ Select glide.

GFT	- Felt glides
GPL	- Plastic glides

Glides adjust 7/8"

Ⓔ Select base/leg finish.
Refer to the **Product Color Options** page in this price list.
Polished aluminum base/leg requires an upcharge. See FINISH INFORMATION.

Ⓕ Select armcap finish.
Refer to the **Product Color Options** page in this price list.

Ⓖ Select power module color.

WPBL	- Black/Black Power Module
WPWH	- White/White Power Module

Ⓗ Select upholstery grade/color.
Refer to **ki.com/fabrics**

Ⓘ Select thread color.
Refer to the **Product Color Options** page in this price list.

NOTE
Ganging is not available on Zoetry product.

Zoety is offered in non-contrasting upholstery only, as standard.

FINISH INFORMATION
Polished Aluminum Upcharge:

Lounge Chair	
ZYLNC	$154
ZYLNB	$154
Lounge Loveseat	
ZYLNCC	$193
ZYLNBB	$193
ZYLNBC	$193
ZYLNCB	$193
Tandem Lounge Loveseat	
ZYLACC	$193
ZYLABB	$193
ZYLABC	$193
ZYLACB	$193
Lounge Sofa	
ZYLNCCC	$309
ZYLNCWC	$309
ZYLNBWB	$309
ZYLNBWC	$309
ZYLNCWB	$309
Tandem Lounge Sofa	
ZYLACCC	$309
ZYLACBC	$309
ZYLABCB	$309
Tandem Lounge Sofa with Table	
ZYLACRC	$309
ZYLACTC	$309
ZYLACSC	$309
ZYLABRB	$309
ZYLABTB	$309
ZYLABSB	$309
ZYLABRC	$309
ZYLABTC	$309
ZYLABSC	$309
ZYLACRB	$309
ZYLACTB	$309
ZYLACSB	$309
Tandem Lounge Opposing Orientation Sofa	
ZYLACTCL	$309
ZYLACTCR	$309
ZYLACSCL	$309
ZYLACSCR	$309
ZYLABTBL	$309
ZYLABTBR	$309
ZYLABSBL	$309
ZYLABSBR	$309
ZYLABTCL	$309
ZYLABTCR	$309
ZYLABSCL	$309
ZYLABSCR	$309

SPECIAL SERVICES

Special Carton Marking

With specially marked information	N/C

Shipping
Ships **assembled, FOB High Point, NC 27263, freight prepaid.** Freight class 250.

Specifications and prices are subject to change without prior notice.

Zoetry® Lounge Seating
Tandem Lounge Loveseat

Zoetry® Lounge Seating
Tandem Lounge Loveseat

	MODEL	MODEL NUMBER Basic Model	Armcap Type	Power & Location	Glide Option	Base Finish	Armcap Finish	Power Color	Upholstery Color	Thread Color	Approx. Packaged Weight	Grade C.O.M.	Grade C	Grade D	Grade E & C.O.L.	Grade F	Grade G	Grade H	Grade I	Grade J	Grade K	Grade L Leather	Grade M Leather
 ZYLA	**Tandem Lounge Loveseat** • Fully upholstered, featuring 6" molded foam seat cushions • 8.5" die-cast aluminum leg • Extruded aluminum base • Stitching detail on back rest • Debris clean-out spaces • Field replaceable components • Separating arms between seats • Non-contrast COM = 7 yds Overall Dimensions: • W=56" D=28" H=32"	ZYLACC	□□□	□□□	□□	□□	□□□	□□	□□□	□□	180.0#	$ 3526	$ 3840	$ 3924	$ 4021	$ 4088	$ 4220	$ 4355	$ 4528	$ 4849	$ 5181	$ 5514	$ 6176
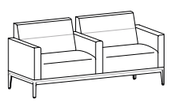 ZYLA	**Tandem Lounge Loveseat, Bariatric** • Fully upholstered, featuring 6" foam seat cushions • 8.5" die-cast aluminum leg • Extruded aluminum base • Stitching detail on back rest • Debris clean-out spaces • Field replaceable components • Separating arms between seats • Non-contrast COM = 8.75 yds Overall Dimensions: • W=72" D=28" H=32"	ZYLABB	□□□	□□□	□□	□□	□□□	□□	□□□	□□	259.0#	$ 4403	$ 4797	$ 4901	$ 5023	$ 5107	$ 5272	$ 5440	$ 5656	$ 6058	$ 6471	$ 6888	$ 7716
		Ⓐ	Ⓑ	Ⓒ	Ⓓ	Ⓔ	Ⓕ	Ⓖ	Ⓗ	Ⓘ													

HOW TO ORDER

Indicate the following information on order form:
1. Quantity of each item.
2. Model number, including options. See "How To Build a Model Number".
3. Any special service required.

Note: • The □ indicates that a choice is required.
- The absence of the □ indicates that no choice is required.
- Alpha-numeric characters in place of □ indicate that no other alternatives are available.

HOW TO BUILD A MODEL NUMBER

Ⓐ Select basic model.

Ⓑ Select armcap type.

NAC	- No armcap
PACBL	- Black poly armcap; add $202
WAC	- Wood armcaps; add $210

Ⓒ Select power & location.

M1C	- One Power Module, Centered; add $257
M1L	- One Power Module, Left-Facing; add $257
M1R	- One Power Module, Right-Facing; add $257
M2	- Two Power Modules; add $623
NP	- No power

Ⓓ Select glide.

GFT	- Felt glides
GPL	- Plastic glides

Glides adjust 7/8"

Ⓔ Select base/leg finish.
Refer to the **Product Color Options** page in this price list.
Polished aluminum base/leg requires an upcharge. See FINISH INFORMATION.

Ⓕ Select armcap finish.
Refer to the **Product Color Options** page in this price list.

Ⓖ Select power module color.

WPBL	- Black/Black Power Module
WPWH	- White/White Power Module

Ⓗ Select upholstery grade/color.
Refer to **ki.com/fabrics**

Ⓘ Select thread color.
Refer to the **Product Color Options** page in this price list.

NOTE
Ganging is not available on Zoetry product.

Zoety is offered in non-contrasting upholstery only, as standard.

FINISH INFORMATION
Polished Aluminum Upcharge:

Lounge Chair	
ZYLNC	$154
ZYLNB	$154
Lounge Loveseat	
ZYLNCC	$193
ZYLNBB	$193
ZYLNBC	$193
ZYLNCB	$193
Tandem Lounge Loveseat	
ZYLACC	$193
ZYLABB	$193
ZYLABC	$193
ZYLACB	$193
Lounge Sofa	
ZYLNCCC	$309
ZYLNCWC	$309
ZYLNBWB	$309
ZYLNBWC	$309
ZYLNCWB	$309
Tandem Lounge Sofa	
ZYLACCC	$309
ZYLACBC	$309
ZYLABCB	$309
Tandem Lounge Sofa with Table	
ZYLACRC	$309
ZYLACTC	$309
ZYLACSC	$309
ZYLABRB	$309
ZYLABTB	$309
ZYLABSB	$309
ZYLABRC	$309
ZYLABTC	$309
ZYLABSC	$309
ZYLACRB	$309
ZYLACTB	$309
ZYLACSB	$309
Tandem Lounge Opposing Orientation Sofa	
ZYLACTCL	$309
ZYLACTCR	$309
ZYLACSCL	$309
ZYLACSCR	$309
ZYLABTBL	$309
ZYLABTBR	$309
ZYLABSBL	$309
ZYLABSBR	$309
ZYLABTCL	$309
ZYLABTCR	$309
ZYLABSCL	$309
ZYLABSCR	$309

SPECIAL SERVICES

Special Carton Marking

With specially marked information	N/C

Shipping
Ships **assembled, FOB High Point, NC 27263, freight prepaid.** Freight class 250.

Specifications and prices are subject to change without prior notice.

Zoetry® Lounge Seating
Tandem Lounge Loveseat

Zoetry® Lounge Seating
Tandem Lounge Loveseat

	MODEL	MODEL NUMBER Basic Model	Armcap Type	Power & Location	Glide Option	Base Finish	Armcap Finish	Power Color	Upholstery Color	Thread Color	Approx. Packaged Weight	Grade C.O.M.	Grade C	Grade D	Grade E & C.O.L.	Grade F	Grade G	Grade H	Grade I	Grade J	Grade K	Grade L Leather	Grade M Leather
 ZYLA	**Tandem Lounge Loveseat, Bariatric Left/ Standard Right** • Fully upholstered, featuring 6" foam seat cushions • 8.5" die-cast aluminum leg • Extruded aluminum base • Stitching detail on back rest • Debris clean-out spaces • Field replaceable components • Separating arms between seats • Non-contrast COM = 7.75 yds Overall Dimensions: • W=64" D=28" H=32"	ZYLABC	□□□	□□□	□□	□□	□□□	□□	□□	□□	192.0#	$ 3847	$ 4195	$ 4287	$ 4396	$ 4470	$ 4616	$ 4765	$ 4956	$ 5313	$ 5678	$ 6048	$ 6782
 ZYLA	**Tandem Lounge Loveseat, Standard Left/ Bariatric Right** • Fully upholstered, featuring 6" foam seat cushions • 8.5" die-cast aluminum leg • Extruded aluminum base • Stitching detail on back rest • Debris clean-out spaces • Field replaceable components • Separating arms between seats • Non-contrast COM = 7.75 yds Overall Dimensions: • W=64" D=28" H=32"	ZYLACB	□□□	□□□	□□	□□	□□□	□□	□□	□□	200.0#	$ 3847	$ 4195	$ 4287	$ 4396	$ 4470	$ 4616	$ 4765	$ 4956	$ 5313	$ 5678	$ 6048	$ 6782
		Ⓐ	Ⓑ	Ⓒ	Ⓓ	Ⓔ	Ⓕ	Ⓖ	Ⓗ	Ⓘ													

HOW TO ORDER

Indicate the following information on order form:
1. Quantity of each item.
2. Model number, including options. See "How To Build a Model Number".
3. Any special service required.

Note: • The □ indicates that a choice is required.
- The absence of the □ indicates that no choice is required.
- Alpha-numeric characters in place of □ indicate that no other alternatives are available.

HOW TO BUILD A MODEL NUMBER

Ⓐ Select basic model.

Ⓑ Select armcap type.

NAC	- No armcap
PACBL	- Black poly armcap; add $202
WAC	- Wood armcaps; add $210

Ⓒ Select power & location.

M1C	- One Power Module, Centered; add $257
M1L	- One Power Module, Left-Facing; add $257
M1R	- One Power Module, Right-Facing; add $257
M2	- Two Power Modules; add $623
NP	- No power

Ⓓ Select glide.

GFT	- Felt glides
GPL	- Plastic glides

Glides adjust 7/8"

Ⓔ Select base/leg finish.
Refer to the **Product Color Options** page in this price list.
Polished aluminum base/leg requires an upcharge. See FINISH INFORMATION.

Ⓕ Select armcap finish.
Refer to the **Product Color Options** page in this price list.

Ⓖ Select power module color.

WPBL	- Black/Black Power Module
WPWH	- White/White Power Module

Ⓗ Select upholstery grade/color.
Refer to **ki.com/fabrics**

Ⓘ Select thread color.
Refer to the **Product Color Options** page in this price list.

NOTE
Ganging is not available on Zoetry product.

Zoety is offered in non-contrasting upholstery only, as standard.

FINISH INFORMATION
Polished Aluminum Upcharge:

Lounge Chair	
ZYLNC	$154
ZYLNB	$154
Lounge Loveseat	
ZYLNCC	$193
ZYLNBB	$193
ZYLNBC	$193
ZYLNCB	$193
Tandem Lounge Loveseat	
ZYLACC	$193
ZYLABB	$193
ZYLABC	$193
ZYLACB	$193
Lounge Sofa	
ZYLNCCC	$309
ZYLNCWC	$309
ZYLNBWB	$309
ZYLNBWC	$309
ZYLNCWB	$309
Tandem Lounge Sofa	
ZYLACCC	$309
ZYLACBC	$309
ZYLABCB	$309
Tandem Lounge Sofa with Table	
ZYLACRC	$309
ZYLACTC	$309
ZYLACSC	$309
ZYLABRB	$309
ZYLABTB	$309
ZYLABSB	$309
ZYLABRC	$309
ZYLABTC	$309
ZYLABSC	$309
ZYLACRB	$309
ZYLACTB	$309
ZYLACSB	$309
Tandem Lounge Opposing Orientation Sofa	
ZYLACTCL	$309
ZYLACTCR	$309
ZYLACSCL	$309
ZYLACSCR	$309
ZYLABTBL	$309
ZYLABTBR	$309
ZYLABSBL	$309
ZYLABSBR	$309
ZYLABTCL	$309
ZYLABTCR	$309
ZYLABSCL	$309
ZYLABSCR	$309

SPECIAL SERVICES

Special Carton Marking

With specially marked information	N/C

Shipping
Ships **assembled, FOB High Point, NC 27263, freight prepaid.** Freight class 250.

Specifications and prices are subject to change without prior notice.

Zoetry® Lounge Seating
Lounge Sofa

Zoetry® Lounge Seating
Lounge Sofa

	MODEL	MODEL NUMBER Basic Model	Armcap Type	Power & Location	Glide Option	Base Finish	Armcap Finish	Power Color	Uph. Color	Thread Color	Table Finish	Edge Color (73P)	Approx. Packaged Weight	Grade C.O.M.	Grade C	Grade D	Grade E & C.O.L.	Grade F	Grade G	Grade H	Grade I	Grade J	Grade K	Grade L Leather	Grade M Leather
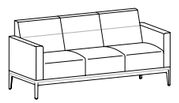 ZYLN	**Lounge Sofa** • Fully upholstered, featuring 6" molded foam seat cushions • 8.5" die-cast aluminum leg • Extruded aluminum base • Stitching detail on back rest • Debris clean-out spaces • Field replaceable components • Non-contrast COM = 8.25 yds Overall Dimensions: • W=74" D=28" H=32"	ZYLNCCC	□□□	□□□	□□	□□	□□□	□□	□□□	□□			231.0#	$ 4200	$ 4571	$ 4668	$ 4784	$ 4863	$ 5018	$ 5177	$ 5381	$ 5760	$ 6150	$ 6542	$ 7323
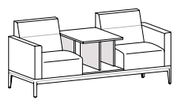 ZYLN	**Lounge Sofa, Standard/Working Height Table/Standard** • Fully upholstered, featuring 6" molded foam seat cushions • 8.5" die-cast aluminum leg • Extruded aluminum base • Stitching detail on back rest • Debris clean-out spaces • Field replaceable components • Separating arms between seats • Power located in table surface, when power specified • No arms near table to allow for collaboration and storage • Non-contrast COM = 6 yds Overall Dimensions: • W=74" D=28" H=32"	ZYLNCWC	□□□	□□□	□□	□□	□□□	□□	□□□	□□	□□	□□	241.0#	$ 4628	$ 4897	$ 4969	$ 5053	$ 5110	$ 5224	$ 5338	$ 5487	$ 5763	$ 6047	$ 6331	$ 6899
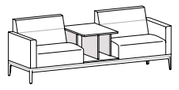 ZYLN	**Lounge Sofa, Bariatric/Working Height Table/Bariatric** • Fully upholstered, featuring 6" foam seat cushions • 8.5" die-cast aluminum leg • Extruded aluminum base • Stitching detail on back rest • Debris clean-out spaces • Field replaceable components • Separating arms between seats • Power located in table surface, when power specified • No arms near table to allow for collaboration and storage • Non-contrast COM = 8.25 yds Overall Dimensions: • W=90" D=28" H=32"	ZYLNBWB	□□□	□□□	□□	□□	□□□	□□	□□□	□□	□□	□□	320.0#	$ 5430	$ 5802	$ 5899	$ 6014	$ 6094	$ 6249	$ 6407	$ 6612	$ 6990	$ 7381	$ 7772	$ 8554

HOW TO ORDER

Indicate the following information on order form:
1. Quantity of each item.
2. Model number, including options. See "How To Build a Model Number".
3. Any special service required.

Note: • The □ indicates that a choice is required.
- The absence of the □ indicates that no choice is required.
- Alpha-numeric characters in place of □ indicate that no other alternatives are available.

HOW TO BUILD A MODEL NUMBER

Ⓐ Select basic model.

Ⓑ Select armcap type.

NAC	- No armcap
PACBL	- Black poly armcap; add $134
WAC	- Wood armcaps; add $139

Ⓒ Select power & location.

M1	- One Power Module; add $239
M1L	- One Power Module, Left-Facing; add $257
M1R	- One Power Module, Right-Facing; add $257
M2	- Two Power Modules; add $623
NP	- No power

Models with tables are only available with NP or M1.

Ⓓ Select glide.

GFT	- Felt glides
GPL	- Plastic glides

Glides adjust 7/8"

Ⓔ Select base/leg finish.
Refer to the **Product Color Options** page in this price list.
Polished aluminum base/leg requires an upcharge. See FINISH INFORMATION.

Ⓕ Select armcap finish.
Refer to the **Product Color Options** page in this price list.

Ⓖ Select power module color.

WPBL	- Black/Black Power Module
WPSL	- Silver/White Power Module
WPWH	- White/White Power Module

Ⓗ Select upholstery grade/color.
Refer to **ki.com/fabrics**

Ⓘ Select thread color.
Refer to the **Product Color Options** page in this price list.

Ⓙ Select laminate table finish.
Refer to the **Product Color Options** page in this price list.

Ⓚ Select 73P edge color.
Refer to the **Product Color Options** page in this price list.

NOTE

Ganging is not available on Zoetry product.

Zoety is offered in non-contrasting upholstery only, as standard.

FINISH INFORMATION

Polished Aluminum Upcharge:

Lounge Chair	
ZYLNC	$154
ZYLNB	$154
Lounge Loveseat	
ZYLNCC	$193
ZYLNBB	$193
ZYLNBC	$193
ZYLNCB	$193
Tandem Lounge Loveseat	
ZYLACC	$193
ZYLABB	$193
ZYLABC	$193
ZYLACB	$193
Lounge Sofa	
ZYLNCCC	$309
ZYLNCWC	$309
ZYLNBWB	$309
ZYLNBWC	$309
ZYLNCWB	$309
Tandem Lounge Sofa	
ZYLACCC	$309
ZYLACBC	$309
ZYLABCB	$309
Tandem Lounge Sofa with Table	
ZYLACRC	$309
ZYLACTC	$309
ZYLACSC	$309
ZYLABRB	$309
ZYLABTB	$309
ZYLABSB	$309
ZYLABRC	$309
ZYLABTC	$309
ZYLABSC	$309
ZYLACRB	$309
ZYLACTB	$309
ZYLACSB	$309
Tandem Lounge Opposing Orientation Sofa	
ZYLACTCL	$309
ZYLACTCR	$309
ZYLACSCL	$309
ZYLACSCR	$309
ZYLABTBL	$309
ZYLABTBR	$309
ZYLABSBL	$309
ZYLABSBR	$309
ZYLABTCL	$309
ZYLABTCR	$309
ZYLABSCL	$309
ZYLABSCR	$309

SPECIAL SERVICES

Special Carton Marking

With specially marked information N/C

Shipping

Ships **assembled, FOB High Point, NC 27263, freight prepaid.** Freight class 250.

Specifications and prices are subject to change without prior notice.

Zoetry® Lounge Seating
Lounge Sofa

Zoetry® Lounge Seating
Lounge Sofa

	MODEL	MODEL NUMBER: Basic Model	Armcap Type (A)	Power & Location (C)	Glide Option (D)	Base Finish (E)	Armcap Finish (F)	Power Color (G)	Uph. Color (H)	Thread Color (I)	Table Finish (J)	Edge Color (73P) (K)	Approx. Packaged Weight	Grade C.O.M.	Grade C	Grade D	Grade E & C.O.L.	Grade F	Grade G	Grade H	Grade I	Grade J	Grade K	Grade L Leather	Grade M Leather
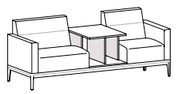 ZYLN	**Lounge Sofa, Bariatric/Working Height Table/Standard** • Fully upholstered, featuring 6" foam seat cushions • 8.5" die-cast aluminum leg • Extruded aluminum base • Stitching detail on back rest • Debris clean-out spaces • Field replaceable components • Separating arms between seats • Power located in table surface, when power specified • No arms near table to allow for collaboration and storage • Non-contrast COM = 7.25 yds Overall Dimensions: • W=82" D=28" H=32"	ZYLNBWC	□□□	□□□	□□	□□	□□□	□□	□□□	□□□	□□	□□	332.0#	$ 5131	$ 5457	$ 5543	$ 5644	$ 5714	$ 5851	$ 5990	$ 6169	$ 6502	$ 6845	$ 7189	$ 7876
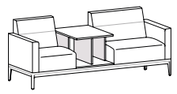 ZYLN	**Lounge Sofa, Standard/Working Height Table/Bariatric** • Fully upholstered, featuring 6" foam seat cushions • 8.5" die-cast aluminum leg • Extruded aluminum base • Stitching detail on back rest • Debris clean-out spaces • Field replaceable components • Separating arms between seats • Power located in table surface, when power specified • No arms near table to allow for collaboration and storage • Non-contrast COM = 7.25 yds Overall Dimensions: • W=82" D=28" H=32"	ZYLNCWB	□□□	□□□	□□	□□	□□□	□□	□□□	□□□	□□	□□	286.0#	$ 5131	$ 5457	$ 5543	$ 5644	$ 5714	$ 5851	$ 5990	$ 6169	$ 6502	$ 6845	$ 7189	$ 7876

Ⓐ Ⓑ Ⓒ Ⓓ Ⓔ Ⓕ Ⓖ Ⓗ Ⓘ Ⓙ Ⓚ

HOW TO ORDER

Indicate the following information on order form:
1. Quantity of each item.
2. Model number, including options. See "How To Build a Model Number".
3. Any special service required.

Note: • The □ indicates that a choice is required.
- The absence of the □ indicates that no choice is required.
- Alpha-numeric characters in place of □ indicate that no other alternatives are available.

HOW TO BUILD A MODEL NUMBER

Ⓐ Select basic model.

Ⓑ Select armcap type.

NAC	- No armcap
PACBL	- Black poly armcap; add $134
WAC	- Wood armcaps; add $139

Ⓒ Select power & location.

M1	- One Power Module; add $239
NP	- No power

Ⓓ Select glide.

GFT	- Felt glides
GPL	- Plastic glides

Glides adjust 7/8"

Ⓔ Select base/leg finish.
Refer to the **Product Color Options** page in this price list.
Polished aluminum base/leg requires an upcharge. See FINISH INFORMATION.

Ⓕ Select armcap finish.
Refer to the **Product Color Options** page in this price list.

Ⓖ Select power module color.

WPBL	- Black/Black Power Module
WPSL	- Silver/White Power Module
WPWH	- White/White Power Module

Ⓗ Select upholstery grade/color.
Refer to **ki.com/fabrics**

Ⓘ Select thread color.
Refer to the **Product Color Options** page in this price list.

Ⓙ Select laminate table finish.
Refer to the **Product Color Options** page in this price list.

Ⓚ Select 73P edge color.
Refer to the **Product Color Options** page in this price list.

NOTE

Ganging is not available on Zoetry product.

Zoety is offered in non-contrasting upholstery only, as standard.

FINISH INFORMATION

Polished Aluminum Upcharge:

Lounge Chair	
ZYLNC	$154
ZYLNB	$154
Lounge Loveseat	
ZYLNCC	$193
ZYLNBB	$193
ZYLNBC	$193
ZYLNCB	$193
Tandem Lounge Loveseat	
ZYLACC	$193
ZYLABB	$193
ZYLABC	$193
ZYLACB	$193
Lounge Sofa	
ZYLNCCC	$309
ZYLNCWC	$309
ZYLNBWB	$309
ZYLNBWC	$309
ZYLNCWB	$309
Tandem Lounge Sofa	
ZYLACCC	$309
ZYLACBC	$309
ZYLABCB	$309
Tandem Lounge Sofa with Table	
ZYLACRC	$309
ZYLACTC	$309
ZYLACSC	$309
ZYLABRB	$309
ZYLABTB	$309
ZYLABSB	$309
ZYLABRC	$309
ZYLABTC	$309
ZYLABSC	$309
ZYLACRB	$309
ZYLACTB	$309
ZYLACSB	$309
Tandem Lounge Opposing Orientation Sofa	
ZYLACTCL	$309
ZYLACTCR	$309
ZYLACSCL	$309
ZYLACSCR	$309
ZYLABTBL	$309
ZYLABTBR	$309
ZYLABSBL	$309
ZYLABSBR	$309
ZYLABTCL	$309
ZYLABTCR	$309
ZYLABSCL	$309
ZYLABSCR	$309

SPECIAL SERVICES

Special Carton Marking

With specially marked information	N/C

Shipping

Ships **assembled, FOB High Point, NC 27263, freight prepaid.** Freight class 250.

Specifications and prices are subject to change without prior notice.

Zoetry® Lounge Seating
Tandem Lounge Sofa

Zoetry® Lounge Seating
Tandem Lounge Sofa

	MODEL	MODEL NUMBER Basic Model	Armcap Type	Power & Location	Glide Option	Base Finish	Armcap Finish	Power Color	Uph. Color	Thread Color	Approx. Packaged Weight	Grade C.O.M.	Grade C	Grade D	Grade E & C.O.L.	Grade F	Grade G	Grade H	Grade I	Grade J	Grade K	Grade L Leather	Grade M Leather
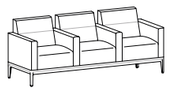 ZYLA	**Tandem Lounge Sofa** • Fully upholstered, featuring 6" molded foam seat cushions • 8.5" die-cast aluminum leg • Extruded aluminum base • Stitching detail on back rest • Debris clean-out spaces • Field replaceable components • Separating arms between seats • Non-contrast COM = 9.75 yds Overall Dimensions: • W=82" D=28" H=32"	ZYLACCC	□□□	□□□	□□	□□	□□□	□□	□□□	□□□	258.0#	$ 4521	$ 4959	$ 5075	$ 5212	$ 5305	$ 5488	$ 5675	$ 5917	$ 6364	$ 6826	$ 7289	$ 8212
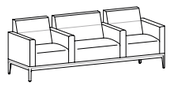 ZYLA	**Tandem Lounge Sofa, Standard/Bariatric/Standard** • Fully upholstered, featuring 6" foam seat cushions • 8.5" die-cast aluminum leg • Extruded aluminum base • Stitching detail on back rest • Debris clean-out spaces • Field replaceable components • Separating arms between seats • Non-contrast COM = 11.25 yds Overall Dimensions: • W=90" D=28" H=32"	ZYLACBC	□□□	□□□	□□	□□	□□□	□□	□□□	□□□	299.0#	$ 4810	$ 5316	$ 5448	$ 5607	$ 5715	$ 5927	$ 6142	$ 6420	$ 6938	$ 7470	$ 8004	$ 9069
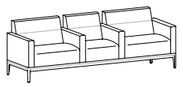 ZYLA	**Tandem Lounge Sofa, Bariatric/Standard/Bariatric** • Fully upholstered, featuring 6" foam seat cushions • 8.5" die-cast aluminum leg • Extruded aluminum base • Stitching detail on back rest • Debris clean-out spaces • Field replaceable components • Separating arms between seats • Non-contrast COM = 11.25 yds Overall Dimensions: • W=98" D=28" H=32"	ZYLABCB	□□□	□□□	□□	□□	□□□	□□	□□□	□□□	317.0#	$ 5131	$ 5637	$ 5769	$ 5928	$ 6036	$ 6248	$ 6463	$ 6741	$ 7259	$ 7791	$ 8326	$ 9390
		Ⓐ	Ⓑ	Ⓒ	Ⓓ	Ⓔ	Ⓕ	Ⓖ	Ⓗ	Ⓘ													

HOW TO ORDER

Indicate the following information on order form:
1. Quantity of each item.
2. Model number, including options. See "How To Build a Model Number".
3. Any special service required.

Note: • The □ indicates that a choice is required.
- The absence of the □ indicates that no choice is required.
- Alpha-numeric characters in place of □ indicate that no other alternatives are available.

HOW TO BUILD A MODEL NUMBER

Ⓐ Select basic model.

Ⓑ Select armcap type.

NAC	- No armcap
WAC	- Wood armcaps; add $279
PACBL	- Black poly armcap; add $266

Ⓒ Select power & location.

M1L	- One Power Module, Left-Facing; add $257
M1R	- One Power Module, Right-Facing; add $257
M2	- Two Power Modules; add $623
NP	- No power

Ⓓ Select glide.

GFT	- Felt glides
GPL	- Plastic glides

Glides adjust 7/8"

Ⓔ Select base/leg finish.
Refer to the **Product Color Options** page in this price list.
Polished aluminum base/leg requires an upcharge. See FINISH INFORMATION.

Ⓕ Select armcap finish.
Refer to the **Product Color Options** page in this price list.

Ⓖ Select power module color.

WPBL	- Black/Black Power Module
WPWH	- White/White Power Module

Ⓗ Select upholstery grade/color.
Refer to **ki.com/fabrics**

Ⓘ Select thread color.
Refer to the **Product Color Options** page in this price list.

NOTE
Ganging is not available on Zoetry product.

Zoety is offered in non-contrasting upholstery only, as standard.

FINISH INFORMATION
Polished Aluminum Upcharge:

Lounge Chair	
ZYLNC	$154
ZYLNB	$154
Lounge Loveseat	
ZYLNCC	$193
ZYLNBB	$193
ZYLNBC	$193
ZYLNCB	$193
Tandem Lounge Loveseat	
ZYLACC	$193
ZYLABB	$193
ZYLABC	$193
ZYLACB	$193
Lounge Sofa	
ZYLNCCC	$309
ZYLNCWC	$309
ZYLNBWB	$309
ZYLNBWC	$309
ZYLNCWB	$309
Tandem Lounge Sofa	
ZYLACCC	$309
ZYLACBC	$309
ZYLABCB	$309
Tandem Lounge Sofa with Table	
ZYLACRC	$309
ZYLACTC	$309
ZYLACSC	$309
ZYLABRB	$309
ZYLABTB	$309
ZYLABSB	$309
ZYLABRC	$309
ZYLABTC	$309
ZYLABSC	$309
ZYLACRB	$309
ZYLACTB	$309
ZYLACSB	$309
Tandem Lounge Opposing Orientation Sofa	
ZYLACTCL	$309
ZYLACTCR	$309
ZYLACSCL	$309
ZYLACSCR	$309
ZYLABTBL	$309
ZYLABTBR	$309
ZYLABSBL	$309
ZYLABSBR	$309
ZYLABTCL	$309
ZYLABTCR	$309
ZYLABSCL	$309
ZYLABSCR	$309

SPECIAL SERVICES

Special Carton Marking

With specially marked information	N/C

Shipping
Ships **assembled, FOB High Point, NC 27263, freight prepaid.** Freight class 250.

Specifications and prices are subject to change without prior notice.

Zoetry® Lounge Seating
Tandem Lounge Sofa with Table

Zoetry® Lounge Seating
Tandem Lounge Sofa with Table

MODEL	MODEL NUMBER											Approx. Packaged Weight	Grade C.O.M.	Grade C	Grade D	Grade E & C.O.L.	Grade F	Grade G	Grade H	Grade I	Grade J	Grade K	Grade L Leather	Grade M Leather
	Basic Model	Armcap Type	Power & Location	Glide Option	Base Finish	Armcap Finish	Power Color	Uph. Color	Thread Color	Table Finish	Edge Color (73P)													
Tandem Lounge Sofa, Standard/Raised Table/Standard • Fully upholstered, featuring 6" molded foam seat cushions • 8.5" die-cast aluminum leg • Extruded aluminum base • Stitching detail on back rest • Debris clean-out spaces • Field replaceable components • Separating arms • Power located in table surface, when power specified • Table features raised portion for easy access to personal items • Non-contrast COM = 8.25 yds Overall Dimensions: • W=82" D=28" H=32"	ZYLACRC	□□□	□□□	□□	□□	□□□	□□	□□□	□□□	□□	□□	286.0#	$ 4628	$ 4999	$ 5096	$ 5212	$ 5291	$ 5446	$ 5605	$ 5809	$ 6188	$ 6578	$ 6970	$ 7751
Tandem Lounge Sofa, Standard/Flat Table/Standard • Fully upholstered, featuring 6" molded foam seat cushions • 8.5" die-cast aluminum leg • Extruded aluminum base • Stitching detail on back rest • Debris clean-out spaces • Field replaceable components • Separating arms • Power located in table surface, when power specified • In-line table supports personal items • Non-contrast COM = 8.25 yds Overall Dimensions: • W=82" D=28" H=32"	ZYLACTC	□□□	□□□	□□	□□	□□□	□□	□□□	□□□	□□	□□	251.0#	$ 4200	$ 4571	$ 4668	$ 4784	$ 4863	$ 5018	$ 5177	$ 5381	$ 5760	$ 6150	$ 6542	$ 7323
	Ⓐ	Ⓑ	Ⓒ	Ⓓ	Ⓔ	Ⓕ	Ⓖ	Ⓗ	Ⓘ	Ⓙ	Ⓚ													

ZYLA

ZYLA

Note: • The □ indicates that a choice is required.
• The absence of the □ indicates that no choice is required.
• Alpha-numeric characters in place of □ indicate that no other alternatives are available.

HOW TO ORDER

Indicate the following information on order form:
1. Quantity of each item.
2. Model number, including options. See "How To Build a Model Number".
3. Any special service required.

HOW TO BUILD A MODEL NUMBER

Ⓐ Select basic model.

Ⓑ Select armcap type.
- **NAC** - No armcap
- **PACBL** - Black poly armcap; add $266
- **WAC** - Wood armcaps; add $279

Ⓒ Select power & location.
- **M1** - One Power Module; add $239
- **NP** - No power

Ⓓ Select glide.
- **GFT** - Felt glides
- **GPL** - Plastic glides

Glides adjust 7/8"

Ⓔ Select base/leg finish.
Refer to the **Product Color Options** page in this price list.
Polished aluminum base/leg requires an upcharge. See FINISH INFORMATION.

Ⓕ Select armcap finish.
Refer to the **Product Color Options** page in this price list.

Ⓖ Select power module color.
- **WPBL** - Black/Black Power Module
- **WPSL** - Silver/White Power Module
- **WPWH** - White/White Power Module

Ⓗ Select upholstery grade/color.
Refer to **ki.com/fabrics**

Ⓘ Select thread color.
Refer to the **Product Color Options** page in this price list.

Ⓙ Select laminate table finish.
Refer to the **Product Color Options** page in this price list.

Ⓚ Select 73P edge color.
Refer to the **Product Color Options** page in this price list.

NOTE

Ganging is not available on Zoetry product.

Zoety is offered in non-contrasting upholstery only, as standard.

FINISH INFORMATION

Polished Aluminum Upcharge:

Lounge Chair	
ZYLNC	$154
ZYLNB	$154
Lounge Loveseat	
ZYLNCC	$193
ZYLNBB	$193
ZYLNBC	$193
ZYLNCB	$193
Tandem Lounge Loveseat	
ZYLACC	$193
ZYLABB	$193
ZYLABC	$193
ZYLACB	$193
Lounge Sofa	
ZYLNCCC	$309
ZYLNCWC	$309
ZYLNBWB	$309
ZYLNBWC	$309
ZYLNCWB	$309
Tandem Lounge Sofa	
ZYLACCC	$309
ZYLACBC	$309
ZYLABCB	$309
Tandem Lounge Sofa with Table	
ZYLACRC	$309
ZYLACTC	$309
ZYLACSC	$309
ZYLABRB	$309
ZYLABTB	$309
ZYLABSB	$309
ZYLABRC	$309
ZYLABTC	$309
ZYLABSC	$309
ZYLACRB	$309
ZYLACTB	$309
ZYLACSB	$309
Tandem Lounge Opposing Orientation Sofa	
ZYLACTCL	$309
ZYLACTCR	$309
ZYLACSCL	$309
ZYLACSCR	$309
ZYLABTBL	$309
ZYLABTBR	$309
ZYLABSBL	$309
ZYLABSBR	$309
ZYLABTCL	$309
ZYLABTCR	$309
ZYLABSCL	$309
ZYLABSCR	$309

SPECIAL SERVICES

Special Carton Marking

With specially marked information	N/C

Shipping

Ships **assembled, FOB High Point, NC 27263, freight prepaid.** Freight class 250.

Specifications and prices are subject to change without prior notice.

Zoetry® Lounge Seating
Tandem Lounge Sofa with Table

Zoetry® Lounge Seating
Tandem Lounge Sofa with Table

MODEL	MODEL NUMBER									Approx. Packaged Weight	Grade C.O.M.	Grade C	Grade D	Grade E & C.O.L.	Grade F	Grade G	Grade H	Grade I	Grade J	Grade K	Grade L Leather	Grade M Leather
	Basic Model	Armcap Type	Power & Location	Glide Option	Base Finish	Armcap Finish	Power Color	Uph. Color	Thread Color													
Tandem Lounge Sofa, Standard/Solid Surface Table/Standard • Fully upholstered, featuring 6" molded foam seat cushions • 8.5" die-cast aluminum leg • Extruded aluminum base • Stitching detail on back rest • Debris clean-out spaces • Field replaceable components • Separating arms • Power located in table surface, when power specified • Corian® Solid Surface in-line table supports personal items • Non-contrast COM = 8.25 yds Overall Dimensions: • W=82" D=28" H=32"	ZYLACSC	□□□	□□□	□□	□□	□□□	□□	□□□	□□□	271.0#	$ 4628	$ 4999	$ 5096	$ 5213	$ 5291	$ 5447	$ 5606	$ 5809	$ 6189	$ 6578	$ 6971	$ 7752
	Ⓐ	Ⓑ	Ⓒ	Ⓓ	Ⓔ	Ⓕ	Ⓖ	Ⓗ	Ⓘ													

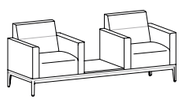

ZYLA

HOW TO ORDER

Indicate the following information on order form:
1. Quantity of each item.
2. Model number, including options. See "How To Build a Model Number".
3. Any special service required.

Note: • The □ indicates that a choice is required.
• The absence of the □ indicates that no choice is required.
• Alpha-numeric characters in place of □ indicate that no other alternatives are available.

HOW TO BUILD A MODEL NUMBER

Ⓐ Select basic model.

Ⓑ Select armcap type.

NAC	- No armcap
PACBL	- Black poly armcap; add $266
WAC	- Wood armcaps; add $279

Ⓒ Select power & location.

M1	- One Power Module; add $239
NP	- No power

Ⓓ Select glide.

GFT	- Felt glides
GPL	- Plastic glides

Glides adjust 7/8"

Ⓔ Select base/leg finish.
Refer to the **Product Color Options** page in this price list.
Polished aluminum base/leg requires an upcharge. See FINISH INFORMATION.

Ⓕ Select armcap finish.
Refer to the **Product Color Options** page in this price list.

Ⓖ Select power module color.

WPBL	- Black/Black Power Module
WPSL	- Silver/White Power Module
WPWH	- White/White Power Module

Ⓗ Select upholstery grade/color.
Refer to **ki.com/fabrics**

Ⓘ Select thread color.
Refer to the **Product Color Options** page in this price list.

NOTE

Solid surface color is always Corian® Glacier White.
Corian® is a DuPont brand.

Ganging is not available on Zoetry product.

Zoety is offered in non-contrasting upholstery only, as standard.

FINISH INFORMATION

Polished Aluminum Upcharge:

Lounge Chair	
ZYLNC	$154
ZYLNB	$154
Lounge Loveseat	
ZYLNCC	$193
ZYLNBB	$193
ZYLNBC	$193
ZYLNCB	$193
Tandem Lounge Loveseat	
ZYLACC	$193
ZYLABB	$193
ZYLABC	$193
ZYLACB	$193
Lounge Sofa	
ZYLNCCC	$309
ZYLNCWC	$309
ZYLNBWB	$309
ZYLNBWC	$309
ZYLNCWB	$309
Tandem Lounge Sofa	
ZYLACCC	$309
ZYLACBC	$309
ZYLABCB	$309
Tandem Lounge Sofa with Table	
ZYLACRC	$309
ZYLACTC	$309
ZYLACSC	$309
ZYLABRB	$309
ZYLABTB	$309
ZYLABSB	$309
ZYLABRC	$309
ZYLABTC	$309
ZYLABSC	$309
ZYLACRB	$309
ZYLACTB	$309
ZYLACSB	$309
Tandem Lounge Opposing Orientation Sofa	
ZYLACTCL	$309
ZYLACTCR	$309
ZYLACSCL	$309
ZYLACSCR	$309
ZYLABTBL	$309
ZYLABTBR	$309
ZYLABSBL	$309
ZYLABSBR	$309
ZYLABTCL	$309
ZYLABTCR	$309
ZYLABSCL	$309
ZYLABSCR	$309

SPECIAL SERVICES

Special Carton Marking

With specially marked information	N/C

Shipping

Ships **assembled, FOB High Point, NC 27263, freight prepaid.** Freight class 250.

Specifications and prices are subject to change without prior notice.

Zoetry® Lounge Seating
Tandem Lounge Sofa with Table

Zoetry® Lounge Seating
Tandem Lounge Sofa with Table

MODEL	MODEL NUMBER: Basic Model	Armcap Type	Power & Location	Glide Option	Base Finish	Armcap Finish	Power Color	Thread Color	Table Finish	Edge Color (73P)	Approx. Packaged Weight	Grade C.O.M.	Grade C	Grade D	Grade E & C.O.L.	Grade F	Grade G	Grade H	Grade I	Grade J	Grade K	Grade L Leather	Grade M Leather
Tandem Lounge Sofa, Bariatric/Raised Table/Bariatric • Fully upholstered, featuring 6" foam seat cushions • 8.5" die-cast aluminum leg • Extruded aluminum base • Stitching detail on back rest • Debris clean-out spaces • Field replaceable components • Separating arms • Power located in table surface, when power specified • Table features raised portion for easy access to personal items • Non-contrast COM = 11.25 yds Overall Dimensions: • W=98" D=28" H=32"	ZYLABRB	□□□	□□□	□□	□□	□□□	□□	□□	□□	□□	327.0#	$ 5430	$ 5936	$ 6069	$ 6227	$ 6335	$ 6547	$ 6762	$ 7041	$ 7558	$ 8090	$ 8625	$ 9690
ZYLA																							
Tandem Lounge Sofa, Bariatric/Table/ Bariatric • Fully upholstered, featuring 6" foam seat cushions • 8.5" die-cast aluminum leg • Extruded aluminum base • Stitching detail on back rest • Debris clean-out spaces • Field replaceable components • Separating arms • Power located in table surface, when power specified • In-line table supports personal items • Non-contrast COM = 11.25 yds Overall Dimensions: • W=98" D=28" H=32"	ZYLABTB	□□□	□□□	□□	□□	□□□	□□	□□	□□	□□	302.0#	$ 5002	$ 5508	$ 5641	$ 5799	$ 5907	$ 6119	$ 6334	$ 6613	$ 7130	$ 7662	$ 8196	$ 9262
ZYLA																							

Ⓐ Ⓑ Ⓒ Ⓓ Ⓔ Ⓕ Ⓖ Ⓗ Ⓘ Ⓙ

HOW TO ORDER

Indicate the following information on order form:
1. Quantity of each item.
2. Model number, including options. See "How To Build a Model Number".
3. Any special service required.

Note: • The □ indicates that a choice is required.
• The absence of the □ indicates that no choice is required.
• Alpha-numeric characters in place of □ indicate that no other alternatives are available.

HOW TO BUILD A MODEL NUMBER

Ⓐ Select basic model.

Ⓑ Select armcap type.

NAC	- No armcap
PACBL	- Black poly armcap; add $266
WAC	- Wood armcaps; add $279

Ⓒ Select power & location.

M1	- One Power Module; add $239
NP	- No power

Ⓓ Select glide.

GFT	- Felt glides
GPL	- Plastic glides

Glides adjust 7/8"

Ⓔ Select base/leg finish.
Refer to the **Product Color Options** page in this price list.
Polished aluminum base/leg requires an upcharge. See FINISH INFORMATION.

Ⓕ Select armcap finish.
Refer to the **Product Color Options** page in this price list.

Ⓖ Select power module color.

WPBL	- Black/Black Power Module
WPSL	- Silver/White Power Module
WPWH	- White/White Power Module

Ⓗ Select thread color.
Refer to the **Product Color Options** page in this price list.

Ⓘ Select laminate table finish.
Refer to the **Product Color Options** page in this price list.

Ⓙ Select 73P edge color.
Refer to the **Product Color Options** page in this price list.

NOTE

Ganging is not available on Zoetry product.

Zoety is offered in non-contrasting upholstery only, as standard.

FINISH INFORMATION

Polished Aluminum Upcharge:

Lounge Chair	
ZYLNC	$154
ZYLNB	$154
Lounge Loveseat	
ZYLNCC	$193
ZYLNBB	$193
ZYLNBC	$193
ZYLNCB	$193
Tandem Lounge Loveseat	
ZYLACC	$193
ZYLABB	$193
ZYLABC	$193
ZYLACB	$193
Lounge Sofa	
ZYLNCCC	$309
ZYLNCWC	$309
ZYLNBWB	$309
ZYLNBWC	$309
ZYLNCWB	$309
Tandem Lounge Sofa	
ZYLACCC	$309
ZYLACBC	$309
ZYLABCB	$309
Tandem Lounge Sofa with Table	
ZYLACRC	$309
ZYLACTC	$309
ZYLACSC	$309
ZYLABRB	$309
ZYLABTB	$309
ZYLABSB	$309
ZYLABRC	$309
ZYLABTC	$309
ZYLABSC	$309
ZYLACRB	$309
ZYLACTB	$309
ZYLACSB	$309
Tandem Lounge Opposing Orientation Sofa	
ZYLACTCL	$309
ZYLACTCR	$309
ZYLACSCL	$309
ZYLACSCR	$309
ZYLABTBL	$309
ZYLABTBR	$309
ZYLABSBL	$309
ZYLABSBR	$309
ZYLABTCL	$309
ZYLABTCR	$309
ZYLABSCL	$309
ZYLABSCR	$309

SPECIAL SERVICES

Special Carton Marking

With specially marked information	N/C

Shipping

Ships **assembled, FOB High Point, NC 27263, freight prepaid.** Freight class 250.

Specifications and prices are subject to change without prior notice.

Zoetry® Lounge Seating
Tandem Lounge Sofa with Table

Zoetry® Lounge Seating
Tandem Lounge Sofa with Table

	MODEL	MODEL NUMBER									Approx. Packaged Weight	Grade C.O.M.	Grade C	Grade D	Grade E & C.O.L.	Grade F	Grade G	Grade H	Grade I	Grade J	Grade K	Grade L Leather	Grade M Leather
		Basic Model	Armcap Type	Power & Location	Glide Option	Base Finish	Armcap Finish	Power Color	Uph. Color	Thread Color													
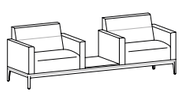 ZYLA	**Tandem Lounge Sofa, Bariatric/Solid Surface Table/Bariatric** • Fully upholstered, featuring 6" foam seat cushions • 8.5" die-cast aluminum leg • Extruded aluminum base • Stitching detail on back rest • Debris clean-out spaces • Field replaceable components • Separating arms • Power located in table surface, when power specified • Corian® Solid Surface in-line table supports personal items • Non-contrast COM = 11.25 yds Overall Dimensions: • W=98" D=28" H=32"	ZYLABSB	□□□	□□□	□□	□□	□□□	□□	□□□	□□□	322.0#	$ 5430	$ 5936	$ 6070	$ 6227	$ 6335	$ 6547	$ 6763	$ 7042	$ 7558	$ 8090	$ 8625	$ 9690
		Ⓐ	Ⓑ	Ⓒ	Ⓓ	Ⓔ	Ⓕ	Ⓖ	Ⓗ	Ⓘ													

HOW TO ORDER

Indicate the following information on order form:
1. Quantity of each item.
2. Model number, including options. See "How To Build a Model Number".
3. Any special service required.

Note: • The □ indicates that a choice is required.
- The absence of the □ indicates that no choice is required.
- Alpha-numeric characters in place of □ indicate that no other alternatives are available.

HOW TO BUILD A MODEL NUMBER

Ⓐ Select basic model.

Ⓑ Select armcap type.

PACBL	- Black poly armcap; add $266
NAC	- No armcap
WAC	- Wood armcaps; add $279

Ⓒ Select power & location.

M1	- One Power Module; add $239
NP	- No power

Ⓓ Select glide.

GFT	- Felt glides
GPL	- Plastic glides

Glides adjust 7/8"

Ⓔ Select base/leg finish.
Refer to the **Product Color Options** page in this price list.
Polished aluminum base/leg requires an upcharge. See FINISH INFORMATION.

Ⓕ Select armcap finish.
Refer to the **Product Color Options** page in this price list.

Ⓖ Select power module color.

WPBL	- Black/Black Power Module
WPSL	- Silver/White Power Module
WPWH	- White/White Power Module

Ⓗ Select upholstery grade/color.
Refer to **ki.com/fabrics**

Ⓘ Select thread color.
Refer to the **Product Color Options** page in this price list.

NOTE

Solid surface color is always Corian® Glacier White.
Corian® is a DuPont brand.

Ganging is not available on Zoetry product.

Zoety is offered in non-contrasting upholstery only, as standard.

FINISH INFORMATION

Polished Aluminum Upcharge:

Lounge Chair	
ZYLNC	$154
ZYLNB	$154
Lounge Loveseat	
ZYLNCC	$193
ZYLNBB	$193
ZYLNBC	$193
ZYLNCB	$193
Tandem Lounge Loveseat	
ZYLACC	$193
ZYLABB	$193
ZYLABC	$193
ZYLACB	$193
Lounge Sofa	
ZYLNCCC	$309
ZYLNCWC	$309
ZYLNBWB	$309
ZYLNBWC	$309
ZYLNCWB	$309
Tandem Lounge Sofa	
ZYLACCC	$309
ZYLACBC	$309
ZYLABCB	$309
Tandem Lounge Sofa with Table	
ZYLACRC	$309
ZYLACTC	$309
ZYLACSC	$309
ZYLABRB	$309
ZYLABTB	$309
ZYLABSB	$309
ZYLABRC	$309
ZYLABTC	$309
ZYLABSC	$309
ZYLACRB	$309
ZYLACTB	$309
ZYLACSB	$309
Tandem Lounge Opposing Orientation Sofa	
ZYLACTCL	$309
ZYLACTCR	$309
ZYLACSCL	$309
ZYLACSCR	$309
ZYLABTBL	$309
ZYLABTBR	$309
ZYLABSBL	$309
ZYLABSBR	$309
ZYLABTCL	$309
ZYLABTCR	$309
ZYLABSCL	$309
ZYLABSCR	$309

SPECIAL SERVICES

Special Carton Marking

With specially marked information	N/C

Shipping

Ships **assembled, FOB High Point, NC 27263, freight prepaid.** Freight class 250.

Specifications and prices are subject to change without prior notice.

Zoetry® Lounge Seating
Tandem Lounge Sofa with Table

Zoetry® Lounge Seating
Tandem Lounge Sofa with Table

	MODEL	MODEL NUMBER: Basic Model	Armcap Type	Power & Location	Glide Option	Base Finish	Armcap Finish	Power Color	Uph. Color	Thread Color	Table Finish	Edge Color (73P)	Approx. Packaged Weight	Grade C.O.M.	Grade C	Grade D	Grade E & C.O.L.	Grade F	Grade G	Grade H	Grade I	Grade J	Grade K	Grade L Leather	Grade M Leather
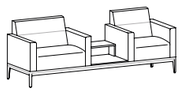 ZYLA	**Tandem Lounge Sofa, Bariatric/Raised Table/Standard** • Fully upholstered, featuring 6" foam seat cushions • 8.5" die-cast aluminum leg • Extruded aluminum base • Stitching detail on back rest • Debris clean-out spaces • Field replaceable components • Separating arms • Power located in table surface, when power specified • Table features raised portion for easy access to personal items • Non-contrast COM = 9 yds Overall Dimensions: • W=90" D=28" H=32"	ZYLABRC	□□□	□□□	□□	□□	□□□	□□	□□□	□□□	□□	□□	327.0#	$ 5131	$ 5535	$ 5642	$ 5768	$ 5854	$ 6024	$ 6196	$ 6419	$ 6833	$ 7258	$ 7686	$ 8538
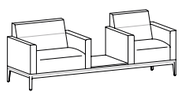 ZYLA	**Tandem Lounge Sofa, Bariatric/Table/Standard** • Fully upholstered, featuring 6" foam seat cushions • 8.5" die-cast aluminum leg • Extruded aluminum base • Stitching detail on back rest • Debris clean-out spaces • Field replaceable components • Separating arms • Power located in table surface, when power specified • In-line table supports personal items • Non-contrast COM = 9 yds Overall Dimensions: • W=90" D=28" H=32"	ZYLABTC	□□□	□□□	□□	□□	□□□	□□	□□□	□□□	□□	□□	287.0#	$ 4703	$ 5107	$ 5214	$ 5340	$ 5426	$ 5596	$ 5768	$ 5991	$ 6405	$ 6830	$ 7258	$ 8111

Ⓐ Ⓑ Ⓒ Ⓓ Ⓔ Ⓕ Ⓖ Ⓗ Ⓘ Ⓙ Ⓚ

HOW TO ORDER

Indicate the following information on order form:
1. Quantity of each item.
2. Model number, including options. See "How To Build a Model Number".
3. Any special service required.

Note: • The □ indicates that a choice is required.
- The absence of the □ indicates that no choice is required.
- Alpha-numeric characters in place of □ indicate that no other alternatives are available.

HOW TO BUILD A MODEL NUMBER

Ⓐ Select basic model.

Ⓑ Select armcap type.
- **NAC** - No armcap
- **PACBL** - Black poly armcap; add $266
- **WAC** - Wood armcaps; add $279

Ⓒ Select power & location.
- **M1** - One Power Module; add $239
- **NP** - No power

Ⓓ Select glide.
- **GFT** - Felt glides
- **GPL** - Plastic glides

Glides adjust 7/8"

Ⓔ Select base/leg finish.
Refer to the **Product Color Options** page in this price list.
Polished aluminum base/leg requires an upcharge. See FINISH INFORMATION.

Ⓕ Select armcap finish.
Refer to the **Product Color Options** page in this price list.

Ⓖ Select power module color.
- **WPBL** - Black/Black Power Module
- **WPSL** - Silver/White Power Module
- **WPWH** - White/White Power Module

Ⓗ Select upholstery grade/color.
Refer to **ki.com/fabrics**

Ⓘ Select thread color.
Refer to the **Product Color Options** page in this price list.

Ⓙ Select laminate table finish.
Refer to the **Product Color Options** page in this price list.

Ⓚ Select 73P edge color.
Refer to the **Product Color Options** page in this price list.

NOTE

Ganging is not available on Zoetry product.

Zoety is offered in non-contrasting upholstery only, as standard.

FINISH INFORMATION

Polished Aluminum Upcharge:

Lounge Chair	
ZYLNC	$154
ZYLNB	$154
Lounge Loveseat	
ZYLNCC	$193
ZYLNBB	$193
ZYLNBC	$193
ZYLNCB	$193
Tandem Lounge Loveseat	
ZYLACC	$193
ZYLABB	$193
ZYLABC	$193
ZYLACB	$193
Lounge Sofa	
ZYLNCCC	$309
ZYLNCWC	$309
ZYLNBWB	$309
ZYLNBWC	$309
ZYLNCWB	$309
Tandem Lounge Sofa	
ZYLACCC	$309
ZYLACBC	$309
ZYLABCB	$309
Tandem Lounge Sofa with Table	
ZYLACRC	$309
ZYLACTC	$309
ZYLACSC	$309
ZYLABRB	$309
ZYLABTB	$309
ZYLABSB	$309
ZYLABRC	$309
ZYLABTC	$309
ZYLABSC	$309
ZYLACRB	$309
ZYLACTB	$309
ZYLACSB	$309
Tandem Lounge Opposing Orientation Sofa	
ZYLACTCL	$309
ZYLACTCR	$309
ZYLACSCL	$309
ZYLACSCR	$309
ZYLABTBL	$309
ZYLABTBR	$309
ZYLABSBL	$309
ZYLABSBR	$309
ZYLABTCL	$309
ZYLABTCR	$309
ZYLABSCL	$309
ZYLABSCR	$309

SPECIAL SERVICES

Special Carton Marking

With specially marked information N/C

Shipping

Ships **assembled, FOB High Point, NC 27263, freight prepaid.** Freight class 250.

Specifications and prices are subject to change without prior notice.

Zoetry® Lounge Seating
Tandem Lounge Sofa with Table

Zoetry® Lounge Seating
Tandem Lounge Sofa with Table

MODEL	MODEL NUMBER									Approx. Packaged Weight	Grade C.O.M.	Grade C	Grade D	Grade E & C.O.L.	Grade F	Grade G	Grade H	Grade I	Grade J	Grade K	Grade L Leather	Grade M Leather
	Basic Model	Armcap Type	Power & Location	Glide Option	Base Finish	Armcap Finish	Power Color	Uph. Color	Thread Color													
Lounge Guest Sofa, Bariatric/Solid Surface Table/Standard • Fully upholstered, featuring 6" foam seat cushions • 8.5" die-cast aluminum leg • Extruded aluminum base • Stitching detail on back rest • Debris clean-out spaces • Field replaceable components • Separating arms • Power located in table surface, when power specified • Corian® Solid Surface in-line table supports personal items • Non-contrast COM = 9 yds Overall Dimensions: • W=90" D=28" H=32"	ZYLABSC	□□□	□□□	□□	□□	□□□	□□	□□□	□□□	307.0#	$ 5131	$ 5535	$ 5642	$ 5768	$ 5854	$ 6024	$ 6196	$ 6419	$ 6833	$ 7258	$ 7686	$ 8538
	Ⓐ	Ⓑ	Ⓒ	Ⓓ	Ⓔ	Ⓕ	Ⓖ	Ⓗ	Ⓘ													

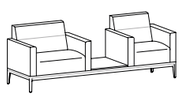

ZYLA

HOW TO ORDER

Indicate the following information on order form:
1. Quantity of each item.
2. Model number, including options. See "How To Build a Model Number".
3. Any special service required.

Note: • The □ indicates that a choice is required.
- The absence of the □ indicates that no choice is required.
- Alpha-numeric characters in place of □ indicate that no other alternatives are available.

HOW TO BUILD A MODEL NUMBER

Ⓐ Select basic model.

Ⓑ Select armcap type.

NAC	- No armcap
PACBL	- Black poly armcap; add $266
WAC	- Wood armcaps; add $279

Ⓒ Select power & location.

M1	- One Power Module; add $239
NP	- No power

Ⓓ Select glide.

GFT	- Felt glides
GPL	- Plastic glides

Glides adjust 7/8"

Ⓔ Select base/leg finish.
Refer to the **Product Color Options** page in this price list.
Polished aluminum base/leg requires an upcharge. See FINISH INFORMATION.

Ⓕ Select armcap finish.
Refer to the **Product Color Options** page in this price list.

Ⓖ Select power module color.

WPBL	- Black/Black Power Module
WPSL	- Silver/White Power Module
WPWH	- White/White Power Module

Ⓗ Select upholstery grade/color.
Refer to **ki.com/fabrics**

Ⓘ Select thread color.
Refer to the **Product Color Options** page in this price list.

NOTE

Solid surface color is always Corian® Glacier White.
Corian® is a DuPont brand.

Ganging is not available on Zoetry product.

Zoety is offered in non-contrasting upholstery only, as standard.

FINISH INFORMATION

Polished Aluminum Upcharge:

Lounge Chair	
ZYLNC	$154
ZYLNB	$154
Lounge Loveseat	
ZYLNCC	$193
ZYLNBB	$193
ZYLNBC	$193
ZYLNCB	$193
Tandem Lounge Loveseat	
ZYLACC	$193
ZYLABB	$193
ZYLABC	$193
ZYLACB	$193
Lounge Sofa	
ZYLNCCC	$309
ZYLNCWC	$309
ZYLNBWB	$309
ZYLNBWC	$309
ZYLNCWB	$309
Tandem Lounge Sofa	
ZYLACCC	$309
ZYLACBC	$309
ZYLABCB	$309
Tandem Lounge Sofa with Table	
ZYLACRC	$309
ZYLACTC	$309
ZYLACSC	$309
ZYLABRB	$309
ZYLABTB	$309
ZYLABSB	$309
ZYLABRC	$309
ZYLABTC	$309
ZYLABSC	$309
ZYLACRB	$309
ZYLACTB	$309
ZYLACSB	$309
Tandem Lounge Opposing Orientation Sofa	
ZYLACTCL	$309
ZYLACTCR	$309
ZYLACSCL	$309
ZYLACSCR	$309
ZYLABTCL	$309
ZYLABTCR	$309
ZYLABSCL	$309
ZYLABSCR	$309
ZYLABTBR	$309
ZYLABSBL	$309
ZYLABSBR	$309
ZYLABTBL	$309

SPECIAL SERVICES

Special Carton Marking

With specially marked information	N/C

Shipping

Ships **assembled, FOB High Point, NC 27263, freight prepaid.** Freight class 250.

Specifications and prices are subject to change without prior notice.

Zoetry® Lounge Seating
Tandem Lounge Sofa with Table

Zoetry® Lounge Seating
Tandem Lounge Sofa with Table

MODEL	MODEL NUMBER												Approx. Packaged Weight	Grade C.O.M.	Grade C	Grade D	Grade E & C.O.L.	Grade F	Grade G	Grade H	Grade I	Grade J	Grade K	Grade L Leather	Grade M Leather
	Basic Model	Armcap Type	Power & Location	Glide Option	Base Finish	Armcap Finish	Power Color	Uph. Color	Thread Color	Table Finish	Edge Color (73P)														
Tandem Lounge Sofa, Standard/Raised Table/Bariatric • Fully upholstered, featuring 6" foam seat cushions • 8.5" die-cast aluminum leg • Extruded aluminum base • Stitching detail on back rest • Debris clean-out spaces • Field replaceable components • Separating arms • Power located in table surface, when power specified • Table features raised portion for easy access to personal items • Non-contrast COM = 9 yds Overall Dimensions: • W=90" D=28" H=32"	ZYLACRB	☐☐☐	☐☐☐	☐☐	☐☐	☐☐☐	☐☐	☐☐☐	☐☐☐	☐☐	☐☐		287.0#	$ 5131	$ 5536	$ 5642	$ 5768	$ 5855	$ 6024	$ 6197	$ 6420	$ 6833	$ 7259	$ 7687	$ 8539
Tandem Lounge Sofa, Standard/Table/ Bariatric • Fully upholstered, featuring 6" foam seat cushions • 8.5" die-cast aluminum leg • Extruded aluminum base • Stitching detail on back rest • Debris clean-out spaces • Field replaceable components • Separating arms • Power located in table surface, when power specified • In-line table supports personal items • Non-contrast COM = 9 yds Overall Dimensions: • W=90" D=28" H=32"	ZYLACTB	☐☐☐	☐☐☐	☐☐	☐☐	☐☐☐	☐☐	☐☐☐	☐☐☐	☐☐	☐☐		285.0#	$ 4703	$ 5107	$ 5213	$ 5339	$ 5426	$ 5595	$ 5768	$ 5991	$ 6404	$ 6830	$ 7258	$ 8110
	Ⓐ	Ⓑ	Ⓒ	Ⓓ	Ⓔ	Ⓕ	Ⓖ	Ⓗ	Ⓘ	Ⓙ	Ⓚ														

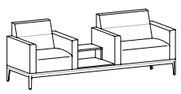

ZYLA

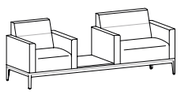

ZYLA

HOW TO ORDER

Indicate the following information on order form:
1. Quantity of each item.
2. Model number, including options. See "How To Build a Model Number".
3. Any special service required.

Note: • The ☐ indicates that a choice is required.
- The absence of the ☐ indicates that no choice is required.
- Alpha-numeric characters in place of ☐ indicate that no other alternatives are available.

HOW TO BUILD A MODEL NUMBER

Ⓐ Select basic model.

Ⓑ Select armcap type.

NAC	- No armcap
PACBL	- Black poly armcap; add $266
WAC	- Wood armcaps; add $279

Ⓒ Select power & location.

M1	- One Power Module; add $239
NP	- No power

Ⓓ Select glide.

GFT	- Felt glides
GPL	- Plastic glides

Glides adjust 7/8"

Ⓔ Select base/leg finish.
Refer to the **Product Color Options** page in this price list.
Polished aluminum base/leg requires an upcharge. See FINISH INFORMATION.

Ⓕ Select armcap finish.
Refer to the **Product Color Options** page in this price list.

Ⓖ Select power module color.

WPBL	- Black/Black Power Module
WPSL	- Silver/White Power Module
WPWH	- White/White Power Module

Ⓗ Select upholstery grade/color.
Refer to **ki.com/fabrics**

Ⓘ Select thread color.
Refer to the **Product Color Options** page in this price list.

Ⓙ Select laminate table finish.
Refer to the **Product Color Options** page in this price list.

Ⓚ Select 73P edge color.
Refer to the **Product Color Options** page in this price list.

NOTE
Ganging is not available on Zoetry product.

Zoety is offered in non-contrasting upholstery only, as standard.

FINISH INFORMATION
Polished Aluminum Upcharge:

Lounge Chair	
ZYLNC	$154
ZYLNB	$154
Lounge Loveseat	
ZYLNCC	$193
ZYLNBB	$193
ZYLNBC	$193
ZYLNCB	$193
Tandem Lounge Loveseat	
ZYLACC	$193
ZYLABB	$193
ZYLABC	$193
ZYLACB	$193
Lounge Sofa	
ZYLNCCC	$309
ZYLNCWC	$309
ZYLNBWB	$309
ZYLNBWC	$309
ZYLNCWB	$309
Tandem Lounge Sofa	
ZYLACCC	$309
ZYLACBC	$309
ZYLABCB	$309
Tandem Lounge Sofa with Table	
ZYLACRC	$309
ZYLACTC	$309
ZYLACSC	$309
ZYLABRB	$309
ZYLABTB	$309
ZYLABSB	$309
ZYLABRC	$309
ZYLABTC	$309
ZYLABSC	$309
ZYLACRB	$309
ZYLACTB	$309
ZYLACSB	$309
Tandem Lounge Opposing Orientation Sofa	
ZYLACTCL	$309
ZYLACTCR	$309
ZYLACSCL	$309
ZYLACSCR	$309
ZYLABTBL	$309
ZYLABTBR	$309
ZYLABSBL	$309
ZYLABSBR	$309
ZYLABTCL	$309
ZYLABTCR	$309
ZYLABSCL	$309
ZYLABSCR	$309

SPECIAL SERVICES

Special Carton Marking
With specially marked information N/C

Shipping
Ships **assembled, FOB High Point, NC 27263, freight prepaid.** Freight class 250.

Specifications and prices are subject to change without prior notice.

Zoetry® Lounge Seating
Tandem Lounge Sofa with Table

Zoetry® Lounge Seating
Tandem Lounge Sofa with Table

MODEL	MODEL NUMBER									Approx. Packaged Weight	Grade C.O.M.	Grade C	Grade D	Grade E & C.O.L.	Grade F	Grade G	Grade H	Grade I	Grade J	Grade K	Grade L Leather	Grade M Leather
	Basic Model	Armcap Type	Power & Location	Glide Option	Base Finish	Armcap Finish	Power Color	Uph. Color	Thread Color													
	ⒶZYLACSB	ⒷCCC	ⒸCCC	ⒹCC	ⒺCC	ⒻCCC	ⒼCC	ⒽCCC	ⒾCCC	287.0#	$ 5131	$ 5536	$ 5642	$ 5768	$ 5855	$ 6024	$ 6197	$ 6420	$ 6833	$ 7259	$ 7687	$ 8539

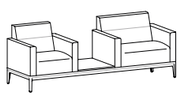

ZYLA

Tandem Lounge Sofa, Standard/Solid Surface Table/Bariatric
- Fully upholstered, featuring 6" foam seat cushions
- 8.5" die-cast aluminum leg
- Extruded aluminum base
- Stitching detail on back rest
- Debris clean-out spaces
- Field replaceable components
- Separating arms
- Power located in table surface, when power specified
- Corian® Solid Surface in-line table supports personal items
- Non-contrast COM = 9 yds

Overall Dimensions:
- W=90" D=28" H=32"

HOW TO ORDER

Indicate the following information on order form:
1. Quantity of each item.
2. Model number, including options. See "How To Build a Model Number".
3. Any special service required.

Note: • The ☐ indicates that a choice is required.
- The absence of the ☐ indicates that no choice is required.
- Alpha-numeric characters in place of ☐ indicate that no other alternatives are available.

HOW TO BUILD A MODEL NUMBER

Ⓐ Select basic model.

Ⓑ Select armcap type.

NAC	- No armcap
PACBL	- Black poly armcap; add $266
WAC	- Wood armcaps; add $279

Ⓒ Select power & location.

M1	- One Power Module; add $239
NP	- No power

Ⓓ Select glide.

GFT	- Felt glides
GPL	- Plastic glides

Glides adjust 7/8"

Ⓔ Select base/leg finish.
Refer to the **Product Color Options** page in this price list.
Polished aluminum base/leg requires an upcharge. See FINISH INFORMATION.

Ⓕ Select armcap finish.
Refer to the **Product Color Options** page in this price list.

Ⓖ Select power module color.

WPBL	- Black/Black Power Module
WPSL	- Silver/White Power Module
WPWH	- White/White Power Module

Ⓗ Select upholstery grade/color.
Refer to **ki.com/fabrics**

Ⓘ Select thread color.
Refer to the **Product Color Options** page in this price list.

NOTE

Solid surface color is always Corian® Glacier White.
Corian® is a DuPont brand.

Ganging is not available on Zoetry product.

Zoety is offered in non-contrasting upholstery only, as standard.

FINISH INFORMATION

Polished Aluminum Upcharge:

Lounge Chair	
ZYLNC	$154
ZYLNB	$154
Lounge Loveseat	
ZYLNCC	$193
ZYLNBB	$193
ZYLNBC	$193
ZYLNCB	$193
Tandem Lounge Loveseat	
ZYLACC	$193
ZYLABB	$193
ZYLABC	$193
ZYLACB	$193
Lounge Sofa	
ZYLNCCC	$309
ZYLNCWC	$309
ZYLNBWB	$309
ZYLNBWC	$309
ZYLNCWB	$309
Tandem Lounge Sofa	
ZYLACCC	$309
ZYLACBC	$309
ZYLABCB	$309
Tandem Lounge Sofa with Table	
ZYLACRC	$309
ZYLACTC	$309
ZYLACSC	$309
ZYLABRB	$309
ZYLABTB	$309
ZYLABSB	$309
ZYLABRC	$309
ZYLABTC	$309
ZYLABSC	$309
ZYLACRB	$309
ZYLACTB	$309
ZYLACSB	$309
Tandem Lounge Opposing Orientation Sofa	
ZYLACTCL	$309
ZYLACTCR	$309
ZYLACSCL	$309
ZYLACSCR	$309
ZYLABTBL	$309
ZYLABTBR	$309
ZYLABSBL	$309
ZYLABSBR	$309
ZYLABTCL	$309
ZYLABTCR	$309
ZYLABSCL	$309
ZYLABSCR	$309

SPECIAL SERVICES

Special Carton Marking

With specially marked information	N/C

Shipping

Ships **assembled, FOB High Point, NC 27263, freight prepaid.** Freight class 250.

Specifications and prices are subject to change without prior notice.

Zoetry® Lounge Seating
Tandem Lounge Opposing Orientation Sofa

Zoetry® Lounge Seating
Tandem Lounge Opposing Orientation Sofa

	MODEL	MODEL NUMBER Basic Model	Armcap Type	Power & Location	Glide Option	Base Finish	Armcap Finish	Power Color	Uph. Color	Thread Color	Table Finish	Edge Color (73P)	Approx. Packaged Weight	Grade C.O.M.	Grade C	Grade D	Grade E & C.O.L.	Grade F	Grade G	Grade H	Grade I	Grade J	Grade K	Grade L Leather	Grade M Leather
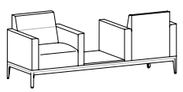 ZYLA	**Lounge Opposing Orientation Sofa, Standard/Table/Standard, Left-facing** • Fully upholstered, featuring 6" molded foam seat cushions • 8.5" die-cast aluminum leg • Extruded aluminum base • Stitching detail on back rest • Debris clean-out spaces • Field replaceable components • Separating arms • Power located in table surface, when power specified • In-line table supports personal items • Opposing orientation maximizes space utilization while creating seperate lines of sight • Non-contrast COM = 8.25 yds Overall Dimensions: • W=82" D=28" H=32"	ZYLACTCL	□□□	□□□	□□	□□	□□□	□□	□□□	□□□	□□	□□	251.0#	$ 4200	$ 4571	$ 4668	$ 4784	$ 4863	$ 5018	$ 5177	$ 5381	$ 5760	$ 6150	$ 6542	$ 7323
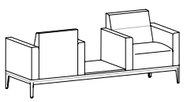 ZYLA	**Lounge Opposing Orientation Sofa, Standard/Table/Standard, Right-facing** • Fully upholstered, featuring 6" molded foam seat cushions • 8.5" die-cast aluminum leg • Extruded aluminum base • Stitching detail on back rest • Debris clean-out spaces • Field replaceable components • Separating arms • Power located in table surface, when power specified • In-line table supports personal items • Opposing orientation maximizes space utilization while creating seperate lines of sight • Non-contrast COM = 8.25 yds Overall Dimensions: • W=82" D=28" H=32"	ZYLACTCR	□□□	□□□	□□	□□	□□□	□□	□□□	□□□	□□	□□	251.0#	$ 4200	$ 4571	$ 4668	$ 4784	$ 4863	$ 5018	$ 5177	$ 5381	$ 5760	$ 6150	$ 6542	$ 7323

Ⓐ Ⓑ Ⓒ Ⓓ Ⓔ Ⓕ Ⓖ Ⓗ Ⓘ Ⓙ Ⓚ

HOW TO ORDER

Indicate the following information on order form:
1. Quantity of each item.
2. Model number, including options. See "How To Build a Model Number".
3. Any special service required.

Note: • The □ indicates that a choice is required.
- The absence of the □ indicates that no choice is required.
- Alpha-numeric characters in place of □ indicate that no other alternatives are available.

HOW TO BUILD A MODEL NUMBER

Ⓐ Select basic model.

Ⓑ Select armcap type.

NAC	- No armcap
PACBL	- Black poly armcap; add $266
WAC	- Wood armcaps; add $279

Ⓒ Select power & location.

M1	- One Power Module; add $239
NP	- No power

Ⓓ Select glide.

GFT	- Felt glides
GPL	- Plastic glides

Glides adjust 7/8"

Ⓔ Select base/leg finish.
Refer to the **Product Color Options** page in this price list.
Polished aluminum base/leg requires an upcharge. See FINISH INFORMATION.

Ⓕ Select armcap finish.
Refer to the **Product Color Options** page in this price list.

Ⓖ Select power module color.

WPBL	- Black/Black Power Module
WPSL	- Silver/White Power Module
WPWH	- White/White Power Module

Ⓗ Select upholstery grade/color.
Refer to **ki.com/fabrics**

Ⓘ Select thread color.
Refer to the **Product Color Options** page in this price list.

Ⓙ Select laminate table finish.
Refer to the **Product Color Options** page in this price list.

Ⓚ Select 73P edge color.
Refer to the **Product Color Options** page in this price list.

NOTE

Ganging is not available on Zoetry product.

Zoety is offered in non-contrasting upholstery only, as standard.

FINISH INFORMATION

Polished Aluminum Upcharge:

Lounge Chair

ZYLNC	$154
ZYLNB	$154

Lounge Loveseat

ZYLNCC	$193
ZYLNBB	$193
ZYLNBC	$193
ZYLNCB	$193

Tandem Lounge Loveseat

ZYLACC	$193
ZYLABB	$193
ZYLABC	$193
ZYLACB	$193

Lounge Sofa

ZYLNCCC	$309
ZYLNCWC	$309
ZYLNBWB	$309
ZYLNBWC	$309
ZYLNCWB	$309

Tandem Lounge Sofa

ZYLACCC	$309
ZYLACBC	$309
ZYLABCB	$309

Tandem Lounge Sofa with Table

ZYLACRC	$309
ZYLACTC	$309
ZYLACSC	$309
ZYLABRB	$309
ZYLABTB	$309
ZYLABSB	$309
ZYLABRC	$309
ZYLABTC	$309
ZYLABSC	$309
ZYLACRB	$309
ZYLACTB	$309
ZYLACSB	$309

Tandem Lounge Opposing Orientation Sofa

ZYLACTCL	$309
ZYLACTCR	$309
ZYLACSCL	$309
ZYLACSCR	$309
ZYLABTBL	$309
ZYLABTBR	$309
ZYLABSBL	$309
ZYLABSBR	$309
ZYLABTCL	$309
ZYLABTCR	$309
ZYLABSCL	$309
ZYLABSCR	$309

SPECIAL SERVICES

Special Carton Marking

With specially marked information	N/C

Shipping

Ships **assembled, FOB High Point, NC 27263, freight prepaid.** Freight class 250.

Specifications and prices are subject to change without prior notice.

Zoetry® Lounge Seating
Tandem Lounge Opposing Orientation Sofa

Zoetry® Lounge Seating
Tandem Lounge Opposing Orientation Sofa

MODEL	MODEL NUMBER: Basic Model	Armcap Type	Power & Location	Glide Option	Base Finish	Armcap Finish	Power Color	Uph. Color	Thread Color	Approx. Packaged Weight	Grade C.O.M.	Grade C	Grade D	Grade E & C.O.L.	Grade F	Grade G	Grade H	Grade I	Grade J	Grade K	Grade L Leather	Grade M Leather
Zoetry Lounge Opposing Orientation Sofa, Standard/Solid Surface Table/Standard, Left-facing • Fully upholstered, featuring 6" molded foam seat cushions • 8.5" die-cast aluminum leg • Extruded aluminum base • Stitching detail on back rest • Debris clean-out spaces • Field replaceable components • Separating arms • Power located in table surface, when power specified • Corian® Solide Surface in-line table supports personal items • Opposing orientation maximizes space utilization while creating seperate lines of sight • Non-contrast COM = 8.25 yds Overall Dimensions: • W=82" D=28" H=32"	ZYLACSCL	□□□	□□□	□□	□□	□□□	□□	□□□	□□□	271.0#	$ 4628	$ 4999	$ 5096	$ 5212	$ 5291	$ 5446	$ 5605	$ 5809	$ 6188	$ 6578	$ 6970	$ 7751
Zoetry Lounge Opposing Orientation Sofa, Standard/Solid Surface Table/Standard, Right-facing • Fully upholstered, featuring 6" molded foam seat cushions • 8.5" die-cast aluminum leg • Extruded aluminum base • Stitching detail on back rest • Debris clean-out spaces • Field replaceable components • Separating arms • Power located in table surface, when power specified • Corian® Solide Surface in-line table supports personal items • Opposing orientation maximizes space utilization while creating seperate lines of sight • Non-contrast COM = 8.25 yds Overall Dimensions: • W=82" D=28" H=32"	ZYLACSCR	□□□	□□□	□□	□□	□□□	□□	□□□	□□□	271.0#	$ 4628	$ 4999	$ 5096	$ 5212	$ 5291	$ 5446	$ 5605	$ 5809	$ 6188	$ 6578	$ 6970	$ 7751
	Ⓐ	Ⓑ	Ⓒ	Ⓓ	Ⓔ	Ⓕ	Ⓖ	Ⓗ	Ⓘ													

ZYLA

ZYLA

HOW TO ORDER

Indicate the following information on order form:
1. Quantity of each item.
2. Model number, including options. See "How To Build a Model Number".
3. Any special service required.

Note: • The □ indicates that a choice is required.
- The absence of the □ indicates that no choice is required.
- Alpha-numeric characters in place of □ indicate that no other alternatives are available.

HOW TO BUILD A MODEL NUMBER

Ⓐ Select basic model.

Ⓑ Select armcap type.

NAC	- No armcap
PACBL	- Black poly armcap; add $266
WAC	- Wood armcaps; add $279

Ⓒ Select power & location.

M1	- One Power Module; add $239
NP	- No power

Ⓓ Select glide.

GFT	- Felt glides
GPL	- Plastic glides

Glides adjust 7/8"

Ⓔ Select base/leg finish.
Refer to the **Product Color Options** page in this price list.
Polished aluminum base/leg requires an upcharge. See FINISH INFORMATION.

Ⓕ Select armcap finish.
Refer to the **Product Color Options** page in this price list.

Ⓖ Select power module color.

WPBL	- Black/Black Power Module
WPSL	- Silver/White Power Module
WPWH	- White/White Power Module

Ⓗ Select upholstery grade/color.
Refer to **ki.com/fabrics**

Ⓘ Select thread color.
Refer to the **Product Color Options** page in this price list.

NOTE

Solid surface color is always Corian® Glacier White.
Corian® is a DuPont brand.

Ganging is not available on Zoetry product.

Zoety is offered in non-contrasting upholstery only, as standard.

FINISH INFORMATION

Polished Aluminum Upcharge:

Lounge Chair	
ZYLNC	$154
ZYLNB	$154
Lounge Loveseat	
ZYLNCC	$193
ZYLNBB	$193
ZYLNBC	$193
ZYLNCB	$193
Tandem Lounge Loveseat	
ZYLACC	$193
ZYLABB	$193
ZYLABC	$193
ZYLACB	$193
Lounge Sofa	
ZYLNCCC	$309
ZYLNCWC	$309
ZYLNBWB	$309
ZYLNBWC	$309
ZYLNCWB	$309
Tandem Lounge Sofa	
ZYLACCC	$309
ZYLACBC	$309
ZYLABCB	$309
Tandem Lounge Sofa with Table	
ZYLACRC	$309
ZYLACTC	$309
ZYLACSC	$309
ZYLABRB	$309
ZYLABTB	$309
ZYLABSB	$309
ZYLABRC	$309
ZYLABTC	$309
ZYLABSC	$309
ZYLACRB	$309
ZYLACTB	$309
ZYLACSB	$309
Tandem Lounge Opposing Orientation Sofa	
ZYLACTCL	$309
ZYLACTCR	$309
ZYLACSCL	$309
ZYLACSCR	$309
ZYLABTBL	$309
ZYLABTBR	$309
ZYLABSBL	$309
ZYLABSBR	$309
ZYLABTCL	$309
ZYLABTCR	$309
ZYLABSCL	$309
ZYLABSCR	$309

SPECIAL SERVICES

Special Carton Marking

With specially marked information N/C

Shipping

Ships **assembled, FOB High Point, NC 27263, freight prepaid.** Freight class 250.

Specifications and prices are subject to change without prior notice.

Zoetry® Lounge Seating
Tandem Lounge Opposing Orientation Sofa

Zoetry® Lounge Seating
Tandem Lounge Opposing Orientation Sofa

MODEL	MODEL NUMBER: Basic Model	Armcap Type	Power & Location	Glide Option	Base Finish	Armcap Finish	Power Color	Uph. Color	Thread Color	Table Finish	Edge Color (73P)	Approx. Packaged Weight	Grade C.O.M.	Grade C	Grade D	Grade E & C.O.L.	Grade F	Grade G	Grade H	Grade I	Grade J	Grade K	Grade L Leather	Grade M Leather
Lounge Opposing Orientation Sofa, Bariatric/Table/Bariatric, Left-facing • Fully upholstered, featuring 6" foam seat cushions • 8.5" die-cast aluminum leg • Extruded aluminum base • Stitching detail on back rest • Debris clean-out spaces • Field replaceable components • Separating arms • Power located in table surface, when power specified • In-line table supports personal items • Opposing orientation maximizes space utilization while creating seperate lines of sight • Non-contrast COM = 11.25 yds Overall Dimensions: • W=98" D=28" H=32"	ZYLABTBL	☐☐☐	☐☐☐	☐☐	☐☐	☐☐☐	☐☐	☐☐☐	☐☐☐	☐☐	☐☐	302.0#	$ 5002	$ 5508	$ 5641	$ 5799	$ 5906	$ 6118	$ 6334	$ 6613	$ 7129	$ 7661	$ 8196	$ 9262
Zoetry Lounge Opposing Orientation Sofa, Bariatric/Table/Bariatric, Right-facing • Fully upholstered, featuring 6" foam seat cushions • 8.5" die-cast aluminum leg • Extruded aluminum base • Stitching detail on back rest • Debris clean-out spaces • Field replaceable components • Separating arms • Power located in table surface, when power specified • In-line table supports personal items • Opposing orientation maximizes space utilization while creating seperate lines of sight • Non-contrast COM = 11.25 yds Overall Dimensions: • W=98" D=28" H=32"	ZYLABTBR	☐☐☐	☐☐☐	☐☐	☐☐	☐☐☐	☐☐	☐☐☐	☐☐☐	☐☐	☐☐	302.0#	$ 5002	$ 5508	$ 5641	$ 5799	$ 5906	$ 6118	$ 6334	$ 6613	$ 7129	$ 7661	$ 8196	$ 9262

ZYLA

ZYLA

Ⓐ Ⓑ Ⓒ Ⓓ Ⓔ Ⓕ Ⓖ Ⓗ Ⓘ Ⓙ Ⓚ

HOW TO ORDER

Indicate the following information on order form:
1. Quantity of each item.
2. Model number, including options. See "How To Build a Model Number".
3. Any special service required.

Note: • The ☐ indicates that a choice is required.
- The absence of the ☐ indicates that no choice is required.
- Alpha-numeric characters in place of ☐ indicate that no other alternatives are available.

HOW TO BUILD A MODEL NUMBER

Ⓐ Select basic model.

Ⓑ Select armcap type.

NAC	- No armcap
PACBL	- Black poly armcap; add $266
WAC	- Wood armcaps; add $279

Ⓒ Select power & location.

M1	- One Power Module; add $239
NP	- No power

Ⓓ Select glide.

GFT	- Felt glides
GPL	- Plastic glides

Glides adjust 7/8"

Ⓔ Select base/leg finish.
Refer to the **Product Color Options** page in this price list.
Polished aluminum base/leg requires an upcharge. See FINISH INFORMATION.

Ⓕ Select armcap finish.
Refer to the **Product Color Options** page in this price list.

Ⓖ Select power module color.

WPBL	- Black/Black Power Module
WPSL	- Silver/White Power Module
WPWH	- White/White Power Module

Ⓗ Select upholstery grade/color.
Refer to **ki.com/fabrics**

Ⓘ Select thread color.
Refer to the **Product Color Options** page in this price list.

Ⓙ Select laminate table finish.
Refer to the **Product Color Options** page in this price list.

Ⓚ Select 73P edge color.
Refer to the **Product Color Options** page in this price list.

NOTE
Ganging is not available on Zoetry product.

Zoety is offered in non-contrasting upholstery only, as standard.

FINISH INFORMATION
Polished Aluminum Upcharge:

Lounge Chair	
ZYLNC	$154
ZYLNB	$154
Lounge Loveseat	
ZYLNCC	$193
ZYLNBB	$193
ZYLNBC	$193
ZYLNCB	$193
Tandem Lounge Loveseat	
ZYLACC	$193
ZYLABB	$193
ZYLABC	$193
ZYLACB	$193
Lounge Sofa	
ZYLNCCC	$309
ZYLNCWC	$309
ZYLNBWB	$309
ZYLNBWC	$309
ZYLNCWB	$309
Tandem Lounge Sofa	
ZYLACCC	$309
ZYLACBC	$309
ZYLABCB	$309
Tandem Lounge Sofa with Table	
ZYLACRC	$309
ZYLACTC	$309
ZYLACSC	$309
ZYLABRB	$309
ZYLABTB	$309
ZYLABSB	$309
ZYLABRC	$309
ZYLABTC	$309
ZYLABSC	$309
ZYLACRB	$309
ZYLACTB	$309
ZYLACSB	$309
Tandem Lounge Opposing Orientation Sofa	
ZYLACTCL	$309
ZYLACTCR	$309
ZYLACSCL	$309
ZYLACSCR	$309
ZYLABTBL	$309
ZYLABTBR	$309
ZYLABSBL	$309
ZYLABSBR	$309
ZYLABTCL	$309
ZYLABTCR	$309
ZYLABSCL	$309
ZYLABSCR	$309

SPECIAL SERVICES

Special Carton Marking

With specially marked information	N/C

Shipping
Ships **assembled, FOB High Point, NC 27263, freight prepaid.** Freight class 250.

Specifications and prices are subject to change without prior notice.

Zoetry® Lounge Seating
Tandem Lounge Opposing Orientation Sofa

Zoetry® Lounge Seating
Tandem Lounge Opposing Orientation Sofa

MODEL	MODEL NUMBER Basic Model	Armcap Type	Power & Location	Glide Option	Base Finish	Armcap Finish	Power Color	Uph. Color	Thread Color	Approx. Packaged Weight	Grade C.O.M.	Grade C	Grade D	Grade E & C.O.L.	Grade F	Grade G	Grade H	Grade I	Grade J	Grade K	Grade L Leather	Grade M Leather
Lounge Opposing Orientation Sofa, Bariatric/Solid Surface Table/Bariatric, Left-facing • Fully upholstered, featuring 6" foam seat cushions • 8.5" die-cast aluminum leg • Extruded aluminum base • Stitching detail on back rest • Debris clean-out spaces • Field replaceable components • Separating arms • Power located in table surface, when power specified • Corian® Solide Surface in-line table supports personal items • Opposing orientation maximizes space utilization while creating seperate lines of sight • Non-contrast COM = 11.25 yds Overall Dimensions: • W=98" D=28" H=32"	ZYLABSBL	□□□	□□□	□□	□□	□□□	□□	□□□	□□□	322.0#	$ 5430	$ 5936	$ 6069	$ 6227	$ 6334	$ 6546	$ 6762	$ 7041	$ 7557	$ 8089	$ 8624	$ 9690
Lounge Opposing Orientation Sofa, Bariatric/Solid Surface Table/Bariatric, Right-facing • Fully upholstered, featuring 6" foam seat cushions • 8.5" die-cast aluminum leg • Extruded aluminum base • Stitching detail on back rest • Debris clean-out spaces • Field replaceable components • Separating arms • Power located in table surface, when power specified • Corian® Solide Surface in-line table supports personal items • Opposing orientation maximizes space utilization while creating seperate lines of sight • Non-contrast COM = 11.25 yds Overall Dimensions: • W=98" D=28" H=32"	ZYLABSBR	□□□	□□□	□□	□□	□□□	□□	□□□	□□□	322.0#	$ 5430	$ 5936	$ 6069	$ 6227	$ 6334	$ 6546	$ 6762	$ 7041	$ 7557	$ 8089	$ 8624	$ 9690

ZYLA

ZYLA

Ⓐ Ⓑ Ⓒ Ⓓ Ⓔ Ⓕ Ⓖ Ⓗ Ⓘ

HOW TO ORDER

Indicate the following information on order form:
1. Quantity of each item.
2. Model number, including options. See "How To Build a Model Number".
3. Any special service required.

Note: • The □ indicates that a choice is required.
- The absence of the □ indicates that no choice is required.
- Alpha-numeric characters in place of □ indicate that no other alternatives are available.

HOW TO BUILD A MODEL NUMBER

Ⓐ Select basic model.

Ⓑ Select armcap type.

NAC	- No armcap
PACBL	- Black poly armcap; add $266
WAC	- Wood armcaps; add $279

Ⓒ Select power & location.

M1	- One Power Module; add $239
NP	- No power

Ⓓ Select glide.

GFT	- Felt glides
GPL	- Plastic glides

Glides adjust 7/8"

Ⓔ Select base/leg finish.
Refer to the **Product Color Options** page in this price list.
Polished aluminum base/leg requires an upcharge. See FINISH INFORMATION.

Ⓕ Select armcap finish.
Refer to the **Product Color Options** page in this price list.

Ⓖ Select power module color.

WPBL	- Black/Black Power Module
WPSL	- Silver/White Power Module
WPWH	- White/White Power Module

Ⓗ Select upholstery grade/color.
Refer to **ki.com/fabrics**

Ⓘ Select thread color.
Refer to the **Product Color Options** page in this price list.

NOTE

Solid surface color is always Corian® Glacier White.
Corian® is a DuPont brand.

Ganging is not available on Zoetry product.

Zoety is offered in non-contrasting upholstery only, as standard.

FINISH INFORMATION

Polished Aluminum Upcharge:

Lounge Chair	
ZYLNC	$154
ZYLNB	$154
Lounge Loveseat	
ZYLNCC	$193
ZYLNBB	$193
ZYLNBC	$193
ZYLNCB	$193
Tandem Lounge Loveseat	
ZYLACC	$193
ZYLABB	$193
ZYLABC	$193
ZYLACB	$193
Lounge Sofa	
ZYLNCCC	$309
ZYLNCWC	$309
ZYLNBWB	$309
ZYLNBWC	$309
ZYLNCWB	$309
Tandem Lounge Sofa	
ZYLACCC	$309
ZYLACBC	$309
ZYLABCB	$309
Tandem Lounge Sofa with Table	
ZYLACRC	$309
ZYLACTC	$309
ZYLACSC	$309
ZYLABRB	$309
ZYLABTB	$309
ZYLABSB	$309
ZYLABRC	$309
ZYLABTC	$309
ZYLABSC	$309
ZYLACRB	$309
ZYLACTB	$309
ZYLACSB	$309
Tandem Lounge Opposing Orientation Sofa	
ZYLACTCL	$309
ZYLACTCR	$309
ZYLACSCL	$309
ZYLACSCR	$309
ZYLABTBL	$309
ZYLABTBR	$309
ZYLABSBL	$309
ZYLABSBR	$309
ZYLABTCL	$309
ZYLABTCR	$309
ZYLABSCL	$309
ZYLABSCR	$309

SPECIAL SERVICES

Special Carton Marking

With specially marked information N/C

Shipping

Ships **assembled, FOB High Point, NC 27263, freight prepaid.** Freight class 250.

Specifications and prices are subject to change without prior notice.

Zoetry® Lounge Seating
Tandem Lounge Opposing Orientation Sofa

Zoetry® Lounge Seating
Tandem Lounge Opposing Orientation Sofa

MODEL	MODEL NUMBER: Basic Model	Armcap Type	Power & Location	Glide Option	Base Finish	Armcap Finish	Power Color	Uph. Color	Thread Color	Table Finish	Edge Color (73P)	Approx. Packaged Weight	Grade C.O.M.	Grade C	Grade D	Grade E & C.O.L.	Grade F	Grade G	Grade H	Grade I	Grade J	Grade K	Grade L Leather	Grade M Leather
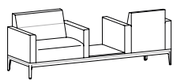 ZYLA **Lounge Opposing Orientation Sofa, Bariatric/Table/Standard, Left-facing** • Fully upholstered, featuring 6" foam seat cushions • 8.5" die-cast aluminum leg • Extruded aluminum base • Stitching detail on back rest • Debris clean-out spaces • Field replaceable components • Separating arms • Power located in table surface, when power specified • In-line table supports personal items • Opposing orientation maximizes space utilization while creating seperate lines of sight • Non-contrast COM = 9 yds Overall Dimensions: • W=90" D=28" H=32"	ZYLABTCL	□□□	□□□	□□	□□	□□□	□□	□□□	□□	□□	□□	287.0#	$ 4703	$ 5107	$ 5213	$ 5339	$ 5426	$ 5595	$ 5768	$ 5991	$ 6404	$ 6830	$ 7258	$ 8110
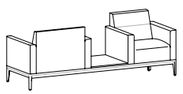 ZYLA **Lounge Opposing Orientation Sofa, Bariatric/Table/Standard, Right-facing** • Fully upholstered, featuring 6" foam seat cushions • 8.5" die-cast aluminum leg • Extruded aluminum base • Stitching detail on back rest • Debris clean-out spaces • Field replaceable components • Separating arms • Power located in table surface, when power specified • In-line table supports personal items • Opposing orientation maximizes space utilization while creating seperate lines of sight • Non-contrast COM = 9 yds Overall Dimensions: • W=90" D=28" H=32"	ZYLABTCR	□□□	□□□	□□	□□	□□□	□□	□□□	□□	□□	□□	287.0#	$ 4703	$ 5107	$ 5213	$ 5339	$ 5426	$ 5595	$ 5768	$ 5991	$ 6404	$ 6830	$ 7258	$ 8110
	Ⓐ	Ⓑ	Ⓒ	Ⓓ	Ⓔ	Ⓕ	Ⓖ	Ⓗ	Ⓘ	Ⓙ	Ⓚ													

HOW TO ORDER

Indicate the following information on order form:
1. Quantity of each item.
2. Model number, including options. See "How To Build a Model Number".
3. Any special service required.

Note: • The □ indicates that a choice is required.
- The absence of the □ indicates that no choice is required.
- Alpha-numeric characters in place of □ indicate that no other alternatives are available.

HOW TO BUILD A MODEL NUMBER

Ⓐ Select basic model.

Ⓑ Select armcap type.

NAC	- No armcap
PACBL	- Black poly armcap; add $266
WAC	- Wood armcaps; add $279

Ⓒ Select power & location.

M1	- One Power Module; add $239
NP	- No power

Ⓓ Select glide.

GFT	- Felt glides
GPL	- Plastic glides

Glides adjust 7/8"

Ⓔ Select base/leg finish.
Refer to the **Product Color Options** page in this price list.
Polished aluminum base/leg requires an upcharge. See FINISH INFORMATION.

Ⓕ Select armcap finish.
Refer to the **Product Color Options** page in this price list.

Ⓖ Select power module color.

WPBL	- Black/Black Power Module
WPSL	- Silver/White Power Module
WPWH	- White/White Power Module

Ⓗ Select upholstery grade/color.
Refer to **ki.com/fabrics**

Ⓘ Select thread color.
Refer to the **Product Color Options** page in this price list.

Ⓙ Select laminate table finish.
Refer to the **Product Color Options** page in this price list.

Ⓚ Select 73P edge color.
Refer to the **Product Color Options** page in this price list.

NOTE

Ganging is not available on Zoetry product.

Zoety is offered in non-contrasting upholstery only, as standard.

FINISH INFORMATION

Polished Aluminum Upcharge:

Lounge Chair	
ZYLNC	$154
ZYLNB	$154
Lounge Loveseat	
ZYLNCC	$193
ZYLNBB	$193
ZYLNBC	$193
ZYLNCB	$193
Tandem Lounge Loveseat	
ZYLACC	$193
ZYLABB	$193
ZYLABC	$193
ZYLACB	$193
Lounge Sofa	
ZYLNCCC	$309
ZYLNCWC	$309
ZYLNBWB	$309
ZYLNBWC	$309
ZYLNCWB	$309
Tandem Lounge Sofa	
ZYLACCC	$309
ZYLACBC	$309
ZYLABCB	$309
Tandem Lounge Sofa with Table	
ZYLACRC	$309
ZYLACTC	$309
ZYLACSC	$309
ZYLABRB	$309
ZYLABTB	$309
ZYLABSB	$309
ZYLABRC	$309
ZYLABTC	$309
ZYLABSC	$309
ZYLACRB	$309
ZYLACTB	$309
ZYLACSB	$309
Tandem Lounge Opposing Orientation Sofa	
ZYLACTCL	$309
ZYLACTCR	$309
ZYLACSCL	$309
ZYLACSCR	$309
ZYLABTBL	$309
ZYLABTBR	$309
ZYLABSBL	$309
ZYLABSBR	$309
ZYLABTCL	$309
ZYLABTCR	$309
ZYLABSCL	$309
ZYLABSCR	$309

SPECIAL SERVICES

Special Carton Marking

With specially marked information N/C

Shipping

Ships **assembled, FOB High Point, NC 27263, freight prepaid.** Freight class 250.

Specifications and prices are subject to change without prior notice.

Zoetry® Lounge Seating
Tandem Lounge Opposing Orientation Sofa

Zoetry® Lounge Seating
Tandem Lounge Opposing Orientation Sofa

	MODEL	MODEL NUMBER Basic Model	Armcap Type	Power & Location	Glide Option	Base Finish	Armcap Finish	Power Color	Uph. Color	Thread Color	Approx. Packaged Weight	Grade C.O.M.	Grade C	Grade D	Grade E & C.O.L.	Grade F	Grade G	Grade H	Grade I	Grade J	Grade K	Grade L Leather	Grade M Leather
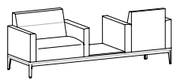 ZYLA	**Zoetry Lounge Opposing Orientation Sofa, Bariatric/Solid Surface Table/Standard, Left-facing** • Fully upholstered, featuring 6" foam seat cushions • 8.5" die-cast aluminum leg • Extruded aluminum base • Stitching detail on back rest • Debris clean-out spaces • Field replaceable components • Separating arms • Power located in table surface, when power specified • Corian® Solide Surface in-line table supports personal items • Opposing orientation maximizes space utilization while creating seperate lines of sight • Non-contrast COM = 9 yds Overall Dimensions: • W=90" D=28" H=32"	ZYLABSCL	☐☐☐	☐☐☐	☐☐	☐☐	☐☐☐	☐☐	☐☐☐	☐☐☐	307.0#	$ 5131	$ 5536	$ 5642	$ 5768	$ 5855	$ 6024	$ 6196	$ 6419	$ 6833	$ 7259	$ 7687	$ 8539
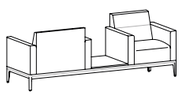 ZYLA	**Lounge Opposing Orientation Sofa, Bariatric/Solid Surface Table/Standard, Right-facing** • Fully upholstered, featuring 6" foam seat cushions • 8.5" die-cast aluminum leg • Extruded aluminum base • Stitching detail on back rest • Debris clean-out spaces • Field replaceable components • Separating arms • Power located in table surface, when power specified • Corian® Solide Surface in-line table supports personal items • Opposing orientation maximizes space utilization while creating seperate lines of sight • Non-contrast COM = 9 yds Overall Dimensions: • W=90" D=28" H=32"	ZYLABSCR	☐☐☐	☐☐☐	☐☐	☐☐	☐☐☐	☐☐	☐☐☐	☐☐☐	307.0#	$ 5131	$ 5536	$ 5642	$ 5768	$ 5855	$ 6024	$ 6196	$ 6419	$ 6833	$ 7259	$ 7687	$ 8539
		Ⓐ	Ⓑ	Ⓒ	Ⓓ	Ⓔ	Ⓕ	Ⓖ	Ⓗ	Ⓘ													

HOW TO ORDER

Indicate the following information on order form:
1. Quantity of each item.
2. Model number, including options. See "How To Build a Model Number".
3. Any special service required.

Note: • The ☐ indicates that a choice is required.
- The absence of the ☐ indicates that no choice is required.
- Alpha-numeric characters in place of ☐ indicate that no other alternatives are available.

HOW TO BUILD A MODEL NUMBER

Ⓐ Select basic model.

Ⓑ Select armcap type.

NAC	- No armcap
PACBL	- Black poly armcap; add $266
WAC	- Wood armcaps; add $279

Ⓒ Select power & location.

NP	- No power
M1	- One Power Module; add $239

Ⓓ Select glide.

GFT	- Felt glides
GPL	- Plastic glides

Glides adjust 7/8"

Ⓔ Select base/leg finish.
Refer to the **Product Color Options** page in this price list.
Polished aluminum base/leg requires an upcharge. See FINISH INFORMATION.

Ⓕ Select armcap finish.
Refer to the **Product Color Options** page in this price list.

Ⓖ Select power module color.

WPBL	- Black/Black Power Module
WPSL	- Silver/White Power Module
WPWH	- White/White Power Module

Ⓗ Select upholstery grade/color.
Refer to **ki.com/fabrics**

Ⓘ Select thread color.
Refer to the **Product Color Options** page in this price list.

NOTE

Solid surface color is always Corian® Glacier White.
Corian® is a DuPont brand.

Ganging is not available on Zoetry product.

Zoety is offered in non-contrasting upholstery only, as standard.

FINISH INFORMATION

Polished Aluminum Upcharge:

Lounge Chair	
ZYLNC	$154
ZYLNB	$154
Lounge Loveseat	
ZYLNCC	$193
ZYLNBB	$193
ZYLNBC	$193
ZYLNCB	$193
Tandem Lounge Loveseat	
ZYLACC	$193
ZYLABB	$193
ZYLABC	$193
ZYLACB	$193
Lounge Sofa	
ZYLNCCC	$309
ZYLNCWC	$309
ZYLNBWB	$309
ZYLNBWC	$309
ZYLNCWB	$309
Tandem Lounge Sofa	
ZYLACCC	$309
ZYLACBC	$309
ZYLABCB	$309
Tandem Lounge Sofa with Table	
ZYLACRC	$309
ZYLACTC	$309
ZYLACSC	$309
ZYLABRB	$309
ZYLABTB	$309
ZYLABSB	$309
ZYLABRC	$309
ZYLABTC	$309
ZYLABSC	$309
ZYLACRB	$309
ZYLACTB	$309
ZYLACSB	$309
Tandem Lounge Opposing Orientation Sofa	
ZYLACTCL	$309
ZYLACTCR	$309
ZYLACSCL	$309
ZYLACSCR	$309
ZYLABTBL	$309
ZYLABTBR	$309
ZYLABSBL	$309
ZYLABSBR	$309
ZYLABTCL	$309
ZYLABTCR	$309
ZYLABSCL	$309
ZYLABSCR	$309

SPECIAL SERVICES

Special Carton Marking

With specially marked information N/C

Shipping

Ships **assembled, FOB High Point, NC 27263, freight prepaid.** Freight class 250.

Specifications and prices are subject to change without prior notice.

Zoetry® Privacy Lounge Seating
Technical Specifications - Privacy Lounge Seating

Zoetry Lounge Overall Dimensions										
Model/Feature	A Overall Width	B Overall Depth	C Overall Height	D Arm Height	E Back Width	F Seat Depth	G Seat Height	H Arm Width	I Table Height Above Finish Floor	J Table Height Above Seat Frame
Standard Lounges	Reference Appropriate Chart Below	30 1/4"	50"	25"	22"	20 1/2"	18"	4"	N/A	N/A
Bariatric Lounges	Reference Appropriate Chart Below	30 1/4"	50"	25"	30"	20 1/2"	18"	4"	N/A	N/A
Lounge In-Line Flat Tables	22"	27 7/8"	9 1/2"	N/A	N/A	N/A	N/A	N/A	9 5/8"	3/4"
Lounge In-Line Raised Tables	22"	27 7/8"	16"	N/A	N/A	N/A	N/A	N/A	16 1/8"	7 1/4"
Lounge In-Line Working-Height Tables	22"	27 7/8"	25"	N/A	N/A	N/A	N/A	N/A	24 7/8"	16"

Zoetry Standard Lounge Overall Width	
Model	A Overall Width
ZYPNC	34"
ZYPNCC	56"
ZYPNCCC	78"
ZYPACRC	86"
ZYPACTC	86"
ZYPACSC	86"
ZYPNCWC	78"
ZYPACTCL	86"

Zoetry Standard Lounge Overall Width (cont.)	
Model	A Overall Width
ZYPACTCR	86"
ZYPACSCL	86"
ZYPACSCR	86"

Zoetry Bariatric Lounge Seating Overall Width	
Model	A Overall Width
ZYPNB	42"
ZYPNBB	72"

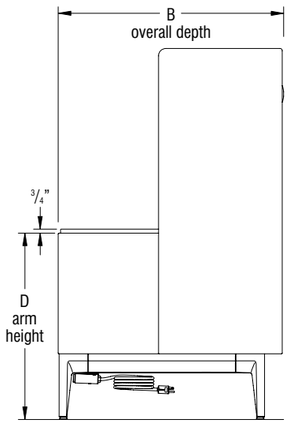

(side view)

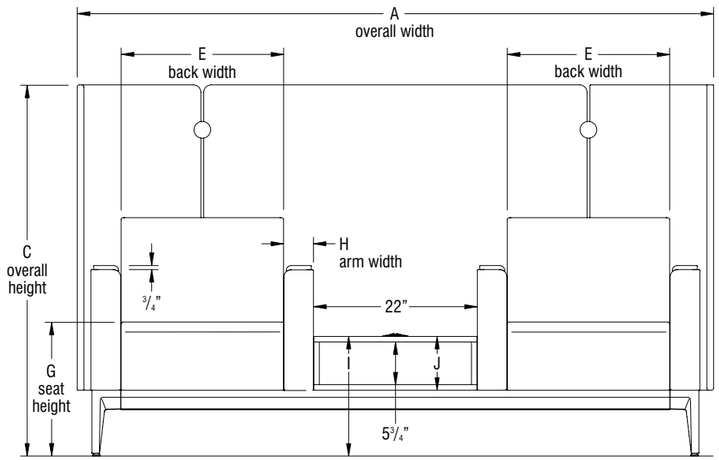

Standard Lounge with Raised Table (front view)

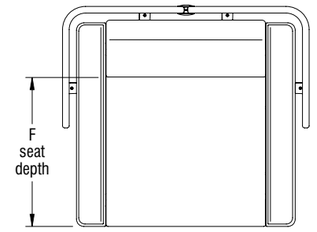

(top view)

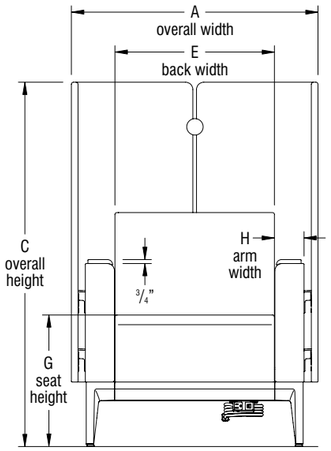

Standard Lounge (front view)

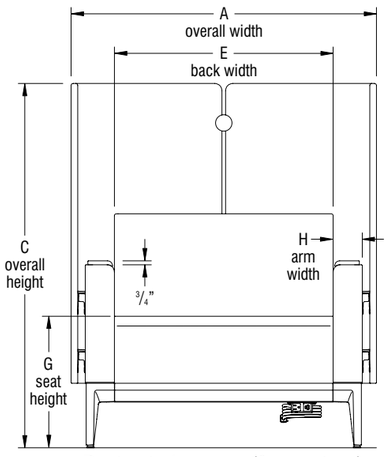

Bariatric Lounge (front view)

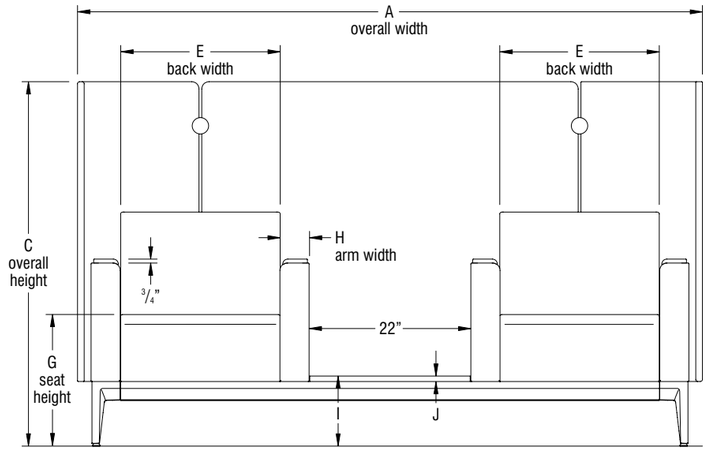

Standard Lounge with Flat Table (front view)

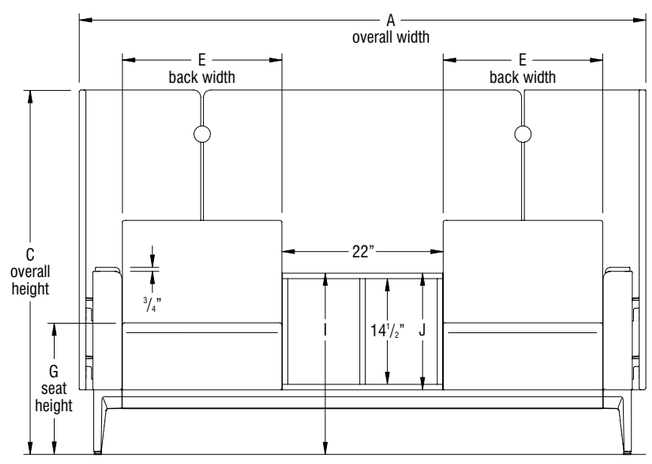

Standard Lounge with Working-Height Table (front view)

Zoetry® Privacy Lounge Seating
Technical Specifications - Privacy Lounge Seating

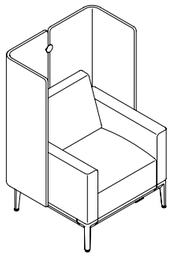

Lounge Chair (Privacy)
ZYPNC

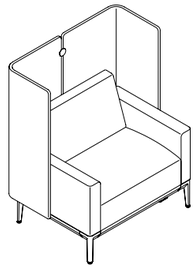

Bariatric Lounge Chair (Privacy)
ZYPNB

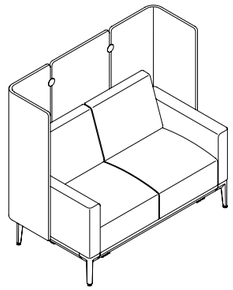

Lounge Loveseat (Privacy)
ZYPNCC

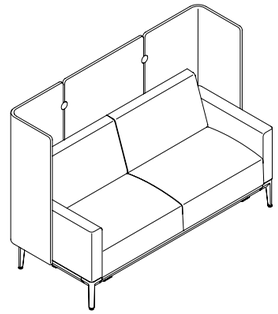

Bariatric Lounge Loveseat (Privacy)
ZYPNBB

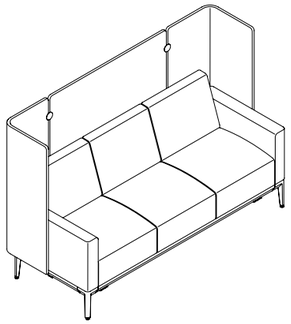

Lounge Sofa (Privacy)
ZYPNCCC

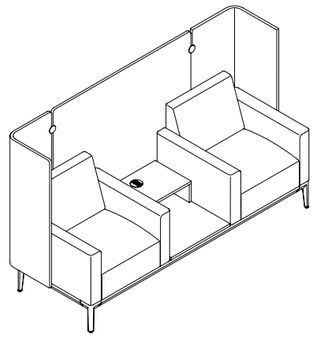

Tandem Lounge
Standard/Raised Table/Standard (Privacy)
ZYPACRC

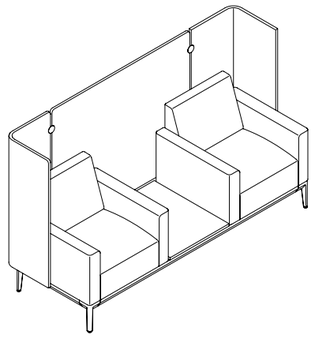

Tandem Lounges
Standard/Flat Table/Standard (Privacy)
ZYPACTC
ZYPACSC

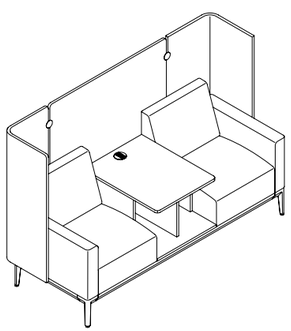

Lounge Sofa Standard/
Working-Height Table/Standard (Privacy)
ZYPNCWC

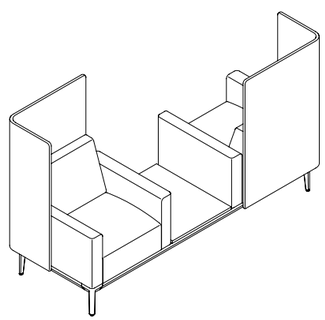

Lounge Opposing Orientation
Standard/Table/Standard (Privacy)
ZYPACTCL
ZYPACSCL

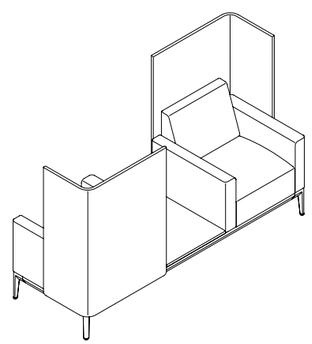

Lounge Opposing Orientation Standard/
Working Height Table/Standard (Privacy)
ZYPACTCR
ZYPACSCR

Zoetry® Privacy Lounge Seating
Lounge Chair with Privacy Screen

Zoetry® Privacy Lounge Seating
Lounge Chair with Privacy Screen

MODEL	MODEL NUMBER										Approx. Packaged Weight	Grade C.O.M.	Grade C	Grade D	Grade E & C.O.L.	Grade F	Grade G	Grade H	Grade I	Grade J	Grade K	Grade L Leather	Grade M Leather
	Basic Model	Armcap Type	Power & Location	Glide Option	Base Finish	Armcap Finish	Power Color	Medallion Finish	Uph. Color	Thread Color													
 ZYPN **Lounge Chair with Privacy Screen Mount** • Includes privacy screen mounts installed. PRIVACY SCREENS MUST BE SPECIFIED SEPARATELY. • Fully upholstered, featuring 6" molded foam seat cushions • 8.5" Die-cast aluminum leg • Extruded aluminum base • Stitching detail on back rest • Debris clean-out spaces • Field replaceable components • Non-contrast COM = 4 yds Overall dimensions of lounge with screen attached: • W=34" D=30" H=50"	ZYPNC	□□□	□□□	□□	□□	□□□	□□		□□□	□□	114.5#	$ 2557	$ 2737	$ 2785	$ 2841	$ 2879	$ 2954	$ 3031	$ 3130	$ 3314	$ 3503	$ 3694	$ 4072
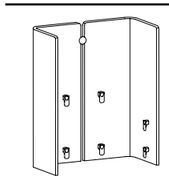 ZYSN **Privacy Screen for Lounge Chair** • Fully upholstered privacy screens • Includes privacy screens, connecting medallion, and mounting hardware. • Correlating lounge products must be specified separately • Must be field installed on lounge item • Provides visual and acoustic privacy benefits • Non-contrast COM = 5 yds Overall dimensions of screen: • W=34" D=16.5" H=41.25"	ZYSNC							□□	□□□	□□	44.0#	$ 1814	$ 2039	$ 2098	$ 2169	$ 2216	$ 2310	$ 2406	$ 2529	$ 2760	$ 2996	$ 3234	$ 3708
	Ⓐ	Ⓑ	Ⓒ	Ⓓ	Ⓔ	Ⓕ	Ⓖ	Ⓗ	Ⓘ	Ⓙ													

HOW TO ORDER

Indicate the following information on order form:
1. Quantity of each item.
2. Model number, including options. See "How To Build a Model Number".
3. Any special service required.

Note: • The □ indicates that a choice is required.
- The absence of the □ indicates that no choice is required.
- Alpha-numeric characters in place of □ indicate that no other alternatives are available.

HOW TO BUILD A MODEL NUMBER

Ⓐ Select basic model.

Ⓑ Select armcap type.

NAC	- No armcap
PACBL	- Black poly armcap; add $134
WAC	- Wood armcaps; add $139

Ⓒ Select power & location.

M1L	- One Power Module, Left-Facing; add $257
M1R	- One Power Module, Right-Facing; add $257
NP	- No power

Ⓓ Select glide.

GFT	- Felt glides
GPL	- Plastic glides

Glides adjust 7/8"

Ⓔ Select base/leg finish.
Refer to the **Product Color Options** page in this price list.
Polished aluminum base/leg requires an upcharge. See FINISH INFORMATION.

Ⓕ Select armcap finish.
Refer to the **Product Color Options** page in this price list.

Ⓖ Select power module color.

WPBL	- Black/Black Power Module
WPWH	- White/White Power Module

Ⓗ Select medallion finish.
Refer to the **Product Color Options** page in this price list.

Ⓘ Select upholstery grade/color.
Refer to **ki.com/fabrics**

Ⓙ Select thread color.
Refer to the **Product Color Options** page in this price list.

NOTE
Ganging is not available on Zoetry product.

Zoety is offered in non-contrasting upholstery only, as standard.

FINISH INFORMATION
Polished Aluminum Upcharge:
Note: the Medallion Finish does not require an upcharge.

Lounge Chair with Privacy Screen Mount
ZYPNC $154
ZYPNB $154

Lounge Loveseat with Privacy Screen Mount
ZYPNCC $193
ZYPNBB $193

Lounge Sofa with Privacy Screen Mount
ZYPNCCC $309
ZYPNCWC $309

Tandem Lounge Sofa with Table with Privacy Screen Mount
ZYPACRC $309
ZYPACTC $309
ZYPACSC $309

Tandem Lounge Opposing Orientation Sofa with Privacy Screen Mount
ZYPACTCL $309
ZYPACTCR $309
ZYPACSCL $309
ZYPACSCR $309

SPECIAL SERVICES

Special Carton Marking
With specially marked information N/C

Shipping
Ships **assembled, FOB High Point, NC 27263, freight prepaid.** Freight class 250.

Specifications and prices are subject to change without prior notice.

Zoetry® Privacy Lounge Seating

Bariatric Lounge Chair with Privacy Screen

Zoetry® Privacy Lounge Seating
Bariatric Lounge Chair with Privacy Screen

	MODEL	MODEL NUMBER										Approx. Packaged Weight	Grade C.O.M.	Grade C	Grade D	Grade E & C.O.L.	Grade F	Grade G	Grade H	Grade I	Grade J	Grade K	Grade L Leather	Grade M Leather
		Basic Model	Armcap Type	Power & Location	Glide Option	Base Finish	Armcap Finish	Power Color	Medallion Finish	Uph. Color	Thread Color													
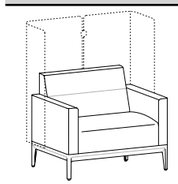 ZYPN	**Lounge Chair, Bariatric, with Privacy Screen Mount** • Includes privacy screen mounts installed. PRIVACY SCREENS MUST BE SPECIFIED SEPARATELY. • Fully upholstered, featuring 6" foam seat cushions • 8.5" Die-cast aluminum leg • Extruded aluminum base • Stitching detail on back rest • Debris clean-out spaces • Field replaceable components • Non-contrast COM = 5.5 yds Overall dimensions of lounge with screen attached: • W=42" D=30" H=50"	ZYPNB	☐☐☐	☐☐☐	☐☐	☐☐	☐☐☐	☐☐		☐☐☐	☐☐	126.5#	$ 2770	$ 3017	$ 3083	$ 3160	$ 3212	$ 331	$ 3422	$ 3558	$ 3810	$ 4070	$ 4331	$ 4852
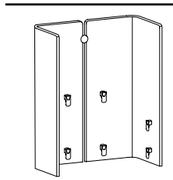 ZYSN	**Privacy Screen for Bariatric Lounge Chair** • Fully upholstered privacy screens • Includes privacy screens, connecting medallion, and mounting hardware. • Correlating lounge products must be specified separately • Must be field installed on lounge item • Provides visual and acoustic privacy benefits • Non-contrast COM = 5 yds Overall dimensions of screen: • W=42" D=16.5" H=41.25"	ZYSNB							☐☐	☐☐☐	☐☐	48.0#	$ 1892	$ 2118	$ 2176	$ 2247	$ 2294	$ 2388	$ 2485	$ 2608	$ 2838	$ 3074	$ 3312	$ 3786
		Ⓐ	Ⓑ	Ⓒ	Ⓓ	Ⓔ	Ⓕ	Ⓖ	Ⓗ	Ⓘ	Ⓙ													

HOW TO ORDER

Indicate the following information on order form:
1. Quantity of each item.
2. Model number, including options. See "How To Build a Model Number".
3. Any special service required.

Note: • The ☐ indicates that a choice is required.
- The absence of the ☐ indicates that no choice is required.
- Alpha-numeric characters in place of ☐ indicate that no other alternatives are available.

HOW TO BUILD A MODEL NUMBER

Ⓐ Select basic model.

Ⓑ Select armcap type.

NAC	- No armcap
PACBL	- Black poly armcap; add $134
WAC	- Wood armcaps; add $139

Ⓒ Select power & location.

M1L	- One Power Module, Left-Facing; add $257
M1R	- One Power Module, Right-Facing; add $257
NP	- No power

Ⓓ Select glide.

GFT	- Felt glides
GPL	- Plastic glides

Glides adjust 7/8"

Ⓔ Select base/leg finish.
Refer to the **Product Color Options** page in this price list.

Ⓕ Select armcap finish.
Refer to the **Product Color Options** page in this price list.

Ⓖ Select power module color.

WPBL	- Black/Black Power Module
WPWH	- White/White Power Module

Ⓗ Select medallion finish.
Refer to the **Product Color Options** page in this price list.

Ⓘ Select upholstery grade/color.
Refer to **ki.com/fabrics**

Ⓙ Select thread color.
Refer to the **Product Color Options** page in this price list.

NOTE

Ganging is not available on Zoetry product.

Zoety is offered in non-contrasting upholstery only, as standard.

FINISH INFORMATION

Polished Aluminum Upcharge:
Note: the Medallion Finish does not require an upcharge.

Lounge Chair with Privacy Screen Mount

ZYPNC	$154
ZYPNB	$154

Lounge Loveseat with Privacy Screen Mount

ZYPNCC	$193
ZYPNBB	$193

Lounge Sofa with Privacy Screen Mount

ZYPNCCC	$309
ZYPNCWC	$309

Tandem Lounge Sofa with Table with Privacy Screen Mount

ZYPACRC	$309
ZYPACTC	$309
ZYPACSC	$309

Tandem Lounge Opposing Orientation Sofa with Privacy Screen Mount

ZYPACTCL	$309
ZYPACTCR	$309
ZYPACSCL	$309
ZYPACSCR	$309

SPECIAL SERVICES

Special Carton Marking

With specially marked information	N/C

Shipping

Ships **assembled, FOB High Point, NC 27263, freight prepaid.** Freight class 250.

Specifications and prices are subject to change without prior notice.

Zoetry® Privacy Lounge Seating

Lounge Loveseat with Privacy Screen

Zoetry® Privacy Lounge Seating
Lounge Loveseat with Privacy Screen

MODEL	MODEL NUMBER: Basic Model	Armcap Type	Power & Location	Glide Option	Base Finish	Armcap Finish	Power Color	Medallion Finish	Uph. Color	Thread Color	Approx. Packaged Weight	Grade C.O.M.	Grade C	Grade D	Grade E & C.O.L.	Grade F	Grade G	Grade H	Grade I	Grade J	Grade K	Grade L Leather	Grade M Leather
 ZYPN **Lounge Loveseat with Privacy Screen Mount** • Includes privacy screen mounts installed. PRIVACY SCREENS MUST BE SPECIFIED SEPARATELY. • Fully upholstered, featuring 6" molded foam seat cushions • 8.5" Die-cast aluminum leg • Extruded aluminum base • Stitching detail on back rest • Debris clean-out spaces • Field replaceable components • Non-contrast COM = 6 yds Overall dimensions of lounge with screen attached: • W=56" D=30" H=50"	ZYPNCC	□□□	□□□	□□	□□	□□□	□□		□□□	□□	165.0#	$ 3419	$ 3688	$ 3759	$ 3843	$ 3901	$ 4014	$ 4129	$ 4278	$ 4553	$ 4837	$ 5122	$ 5690
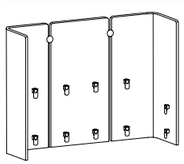 ZYSN **Privacy Screen for Lounge Loveseat** • Fully upholstered privacy screens • Includes privacy screens, connecting medallion, and mounting hardware. • Correlating lounge products must be specified separately • Must be field installed on lounge item • Provides visual and acoustic privacy benefits • Non-contrast COM = 7.5 yds Overall dimensions of screen: • W=56" D=16.5" H=41.25"	ZYSNCC							□□	□□□	□□	65.5#	$ 2415	$ 2752	$ 2841	$ 2947	$ 3018	$ 3160	$ 3303	$ 3488	$ 3834	$ 4188	$ 4544	$ 5255
	Ⓐ	Ⓑ	Ⓒ	Ⓓ	Ⓔ	Ⓕ	Ⓖ	Ⓗ	Ⓘ	Ⓙ													

HOW TO ORDER

Indicate the following information on order form:
1. Quantity of each item.
2. Model number, including options. See "How To Build a Model Number".
3. Any special service required.

Note: • The □ indicates that a choice is required.
- The absence of the □ indicates that no choice is required.
- Alpha-numeric characters in place of □ indicate that no other alternatives are available.

HOW TO BUILD A MODEL NUMBER

Ⓐ Select basic model.

Ⓑ Select armcap type.

NAC	- No armcap
PACBL	- Black poly armcap; add $134
WAC	- Wood armcaps; add $139

Ⓒ Select power & location.

M1C	- One Power Module, Centered; add $257
M1L	- One Power Module, Left-Facing; add $257
M1R	- One Power Module, Right-Facing; add $257
M2	- Two Power Modules; add $623
NP	- No power

Ⓓ Select glide.

GFT	- Felt glides
GPL	- Plastic glides

Glides adjust 7/8"

Ⓔ Select base/leg finish.
Refer to the **Product Color Options** page in this price list.
Polished aluminum base/leg requires an upcharge. See FINISH INFORMATION.

Ⓕ Select armcap finish.
Refer to the **Product Color Options** page in this price list.

Ⓖ Select power module color.

WPBL	- Black/Black Power Module
WPWH	- White/White Power Module

Ⓗ Select medallion finish.
Refer to the **Product Color Options** page in this price list.

Ⓘ Select upholstery grade/color.
Refer to **ki.com/fabrics**

Ⓙ Select thread color.
Refer to the **Product Color Options** page in this price list.

NOTE

Ganging is not available on Zoetry product.

Zoety is offered in non-contrasting upholstery only, as standard.

FINISH INFORMATION

Polished Aluminum Upcharge:
Note: the Medallion Finish does not require an upcharge.

Lounge Chair with Privacy Screen Mount
ZYPNC $154
ZYPNB $154

Lounge Loveseat with Privacy Screen Mount
ZYPNCC $193
ZYPNBB $193

Lounge Sofa with Privacy Screen Mount
ZYPNCCC $309
ZYPNCWC $309

Tandem Lounge Sofa with Table with Privacy Screen Mount
ZYPACRC $309
ZYPACTC $309
ZYPACSC $309

Tandem Lounge Opposing Orientation Sofa with Privacy Screen Mount
ZYPACTCL $309
ZYPACTCR $309
ZYPACSCL $309
ZYPACSCR $309

SPECIAL SERVICES

Special Carton Marking

With specially marked information N/C

Shipping

Ships **assembled, FOB High Point, NC 27263, freight prepaid.** Freight class 250.

Specifications and prices are subject to change without prior notice.

Zoetry® Privacy Lounge Seating

Bariatric Lounge Loveseat with Privacy Screen

Zoetry® Privacy Lounge Seating
Bariatric Lounge Loveseat with Privacy Screen

	MODEL	MODEL NUMBER Basic Model	Armcap Type	Power & Location	Glide Option	Base Finish	Armcap Finish	Power Color	Medallion Finish	Uph. Color	Thread Color	Approx. Packaged Weight	Grade C.O.M.	Grade C	Grade D	Grade E & C.O.L.	Grade F	Grade G	Grade H	Grade I	Grade J	Grade K	Grade L Leather	Grade M Leather
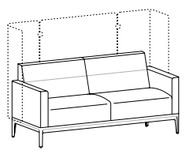 ZYPN	**Lounge Loveseat, Bariatric, with Privacy Screen Mount** • Includes privacy screen mounts installed. PRIVACY SCREENS MUST BE SPECIFIED SEPARATELY. • Fully upholstered, featuring 6" foam seat cushions • 8.5" Die-cast aluminum leg • Extruded aluminum base • Stitching detail on back rest • Debris clean-out spaces • Field replaceable components • Non-contrast COM = 8.25 yds Overall dimensions of lounge with screen attached: • W=72" D=30" H=50"	ZYPNBB	□□□	□□□	□□	□□	□□□	□□		□□□	□□	194.0#	$ 4279	$ 4650	$ 478	$ 4863	$ 4942	$ 5097	$ 5256	$ 5460	$ 5839	$ 6230	$ 6621	$ 7402
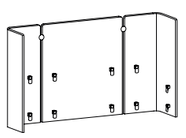 ZYSN	**Privacy Screen for Bariatric Lounge Loveseat** • Fully upholstered privacy screens • Includes privacy screens, connecting medallion, and mounting hardware. • Correlating lounge products must be specified separately • Must be field installed on lounge item • Provides visual and acoustic privacy benefits • Non-contrast COM = 7.5 yds Overall dimensions of screen: • W=72" D=16.5" H=41.25"	ZYSNBB							□□	□□□	□□	75.5#	$ 2778	$ 3115	$ 3161	$ 3310	$ 3381	$ 3522	$ 3666	$ 3852	$ 4197	$ 4551	$ 4907	$ 5618

Ⓐ Ⓑ Ⓒ Ⓓ Ⓔ Ⓕ Ⓖ Ⓗ Ⓘ Ⓙ

HOW TO ORDER

Indicate the following information on order form:
1. Quantity of each item.
2. Model number, including options. See "How To Build a Model Number".
3. Any special service required.

Note: • The □ indicates that a choice is required.
- The absence of the □ indicates that no choice is required.
- Alpha-numeric characters in place of □ indicate that no other alternatives are available.

HOW TO BUILD A MODEL NUMBER

Ⓐ Select basic model.

Ⓑ Select armcap type.

NAC	- No armcap
PACBL	- Black poly armcap; add $134
WAC	- Wood armcaps; add $139

Ⓒ Select power & location.

M1C	- One Power Module, Centered; add $257
M1L	- One Power Module, Left-Facing; add $257
M1R	- One Power Module, Right-Facing; add $257
M2	- Two Power Modules; add $623
NP	- No power

Ⓓ Select glide.

GFT	- Felt glides
GPL	- Plastic glides

Glides adjust 7/8"

Ⓔ Select base/leg finish.
Refer to the **Product Color Options** page in this price list.
Polished aluminum base/leg requires an upcharge. See FINISH INFORMATION.

Ⓕ Select armcap finish.
Refer to the **Product Color Options** page in this price list.

Ⓖ Select power module color.

WPBL	- Black/Black Power Module
WPWH	- White/White Power Module

Ⓗ Select medallion finish.
Refer to the **Product Color Options** page in this price list.

Ⓘ Select upholstery grade/color.
Refer to **ki.com/fabrics**

Ⓙ Select thread color.
Refer to the **Product Color Options** page in this price list.

NOTE

Ganging is not available on Zoetry product.

Zoety is offered in non-contrasting upholstery only, as standard.

FINISH INFORMATION

Polished Aluminum Upcharge:
Note: the Medallion Finish does not require an upcharge.

Lounge Chair with Privacy Screen Mount
ZYPNC $154
ZYPNB $154

Lounge Loveseat with Privacy Screen Mount
ZYPNCC $193
ZYPNBB $193

Lounge Sofa with Privacy Screen Mount
ZYPNCCC $309
ZYPNCWC $309

Tandem Lounge Sofa with Table with Privacy Screen Mount
ZYPACRC $309
ZYPACTC $309
ZYPACSC $309

Tandem Lounge Opposing Orientation Sofa with Privacy Screen Mount
ZYPACTCL $309
ZYPACTCR $309
ZYPACSCL $309
ZYPACSCR $309

SPECIAL SERVICES

Special Carton Marking

With specially marked information N/C

Shipping

Ships **assembled, FOB High Point, NC 27263, freight prepaid.** Freight class 250.

Specifications and prices are subject to change without prior notice.

Zoetry® Privacy Lounge Seating
Lounge Sofa with Privacy Screen

Zoetry® Privacy Lounge Seating
Lounge Sofa with Privacy Screen

MODEL	MODEL NUMBER: Basic Model	Armcap Type	Power & Location	Glide Option	Base Finish	Armcap Finish	Power Color	Medallion Finish	Uph. Color	Thread Color	Approx. Packaged Weight	Grade C.O.M.	Grade C	Grade D	Grade E & C.O.L.	Grade F	Grade G	Grade H	Grade I	Grade J	Grade K	Grade L Leather	Grade M Leather
Lounge Sofa with Privacy Screen Mount • Includes privacy screen mounts installed. PRIVACY SCREENS MUST BE SPECIFIED SEPARATELY. • Fully upholstered, featuring 6" molded foam seat cushions • 8.5" Die-cast aluminum leg • Extruded aluminum base • Stitching detail on back rest • Debris clean-out spaces • Field replaceable components • Power located in table surface, when power specified • No arms near table to allow for collaboration and storage • Non-contrast COM = 8.25 yds Overall dimensions of lounge with screen attached: • W=78" D=30" H=50"	ZYPNCCC	□□□	□□□	□□	□□	□□□	□□		□□□	□□	231.0#	$ 4200	$ 4571	$ 4668	$ 4784	$ 4863	$ 5018	$ 5177	$ 5381	$ 5760	$ 6150	$ 6542	$ 7323
Privacy Screen for Lounge Sofa • Fully upholstered privacy screens • Includes privacy screens, connecting medallion, and mounting hardware. • Correlating lounge products must be specified separately • Must be field installed on lounge item • Provides visual and acoustic privacy benefits • Non-contrast COM = 7.5 yds Overall dimensions of screen: • W=78" D=16.5" H=41.25"	ZYSNCCC							□□	□□□	□□	83.0#	$ 2569	$ 2906	$ 2995	$ 3100	$ 3171	$ 3313	$ 3457	$ 3642	$ 3987	$ 4342	$ 4698	$ 5408

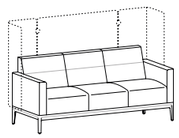

ZYPN

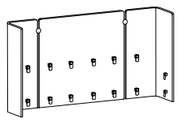

ZYSN

Ⓐ Ⓑ Ⓒ Ⓓ Ⓔ Ⓕ Ⓖ Ⓗ Ⓘ Ⓙ

HOW TO ORDER

Indicate the following information on order form:
1. Quantity of each item.
2. Model number, including options. See "How To Build a Model Number".
3. Any special service required.

Note: • The □ indicates that a choice is required.
- The absence of the □ indicates that no choice is required.
- Alpha-numeric characters in place of □ indicate that no other alternatives are available.

HOW TO BUILD A MODEL NUMBER

Ⓐ Select basic model.

Ⓑ Select armcap type.

NAC	- No armcap
PACBL	- Black poly armcap; add $134
WAC	- Wood armcaps; add $139

Ⓒ Select power & location.

M1L	- One Power Module, Left-Facing; add $257
M1R	- One Power Module, Right-Facing; add $257
M2	- Two Power Modules; add $623
NP	- No power

Ⓓ Select glide.

GFT	- Felt glides
GPL	- Plastic glides

Glides adjust 7/8"

Ⓔ Select base/leg finish.
Refer to the **Product Color Options** page in this price list.
Polished aluminum base/leg requires an upcharge. See FINISH INFORMATION.

Ⓕ Select armcap finish.
Refer to the **Product Color Options** page in this price list.

Ⓖ Select power module color.

WPBL	- Black/Black Power Module
WPWH	- White/White Power Module

Ⓗ Select medallion finish.
Refer to the **Product Color Options** page in this price list.

Ⓘ Select upholstery grade/color.
Refer to **ki.com/fabrics**

Ⓙ Select thread color.
Refer to the **Product Color Options** page in this price list.

NOTE

Ganging is not available on Zoetry product.

Zoety is offered in non-contrasting upholstery only, as standard.

FINISH INFORMATION

Polished Aluminum Upcharge:
Note: the Medallion Finish does not require an upcharge.

Lounge Chair with Privacy Screen Mount
ZYPNC $154
ZYPNB $154

Lounge Loveseat with Privacy Screen Mount
ZYPNCC $193
ZYPNBB $193

Lounge Sofa with Privacy Screen Mount
ZYPNCCC $309
ZYPNCWC $309

Tandem Lounge Sofa with Table with Privacy Screen Mount
ZYPACRC $309
ZYPACTC $309
ZYPACSC $309

Tandem Lounge Opposing Orientation Sofa with Privacy Screen Mount
ZYPACTCL $309
ZYPACTCR $309
ZYPACSCL $309
ZYPACSCR $309

SPECIAL SERVICES

Special Carton Marking

With specially marked information N/C

Shipping

Ships **assembled, FOB High Point, NC 27263, freight prepaid.** Freight class 250.

Specifications and prices are subject to change without prior notice.

Zoetry® Privacy Lounge Seating
Lounge Sofa with Privacy Screen

Zoetry® Privacy Lounge Seating
Lounge Sofa with Privacy Screen

MODEL	MODEL NUMBER: Basic Model	Arm-cap Type (A)	Pwr Loc (B)	Glide Option (C)	Base Finish (D)	Arm-cap Finish (E)	Pwr Color (F)	Medall Finish (G)	Uph. Color (H)	Thread Color (I)	Table Finish (J)	Edge Color (73P) (K)	Approx. Packaged Weight	Grade C.O.M.	Grade C	Grade D	Grade E & C.O.L.	Grade F	Grade G	Grade H	Grade I	Grade J	Grade K	Grade L Leather	Grade M Leather
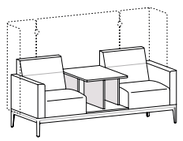 ZYPN **Lounge Sofa, Standard/Working Height Table/Standard, with Privacy Screen Mount** • Includes privacy screen mounts installed. PRIVACY SCREENS MUST BE SPECIFIED SEPARATELY. • Fully upholstered, featuring 6" molded foam seat cushions • 8.5" Die-cast aluminum leg • Extruded aluminum base • Stitching detail on back rest • Debris clean-out spaces • Field replaceable components • Power located in table surface, when power specified • No arms near table to allow for collaboration and storage • Non-contrast COM = 6 yds Overall dimensions of lounge with screen attached: • W=78" D=30" H=50"	ZYPNCWC	□□	□□	□□	□□	□□	□□		□□	□□	□□	□□	241.0#	$ 4628	$ 4897	$ 4968	$ 5053	$ 5110	$ 5223	$ 5338	$ 5487	$ 5762	$ 6046	$ 6331	$ 6899
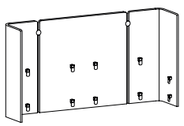 ZYSN **Privacy Screen for Lounge Sofa, Standard/Working Height Table/Standard** • Fully upholstered privacy screens • Includes privacy screens, connecting medallion, and mounting hardware. • Correlating lounge products must be specified separately • Must be field installed on lounge item • Provides visual and acoustic privacy benefits • Non-contrast COM = 7.5 yds Overall dimensions of screen: • W=78" D=16.5" H=41.25"	ZYSNCWC							□□	□□	□□			83.0#	$ 2494	$ 2832	$ 2921	$ 3026	$ 3098	$ 3239	$ 3383	$ 3568	$ 3913	$ 7477	$ 4625	$ 5334
	Ⓐ	Ⓑ	Ⓒ	Ⓓ	Ⓔ	Ⓕ	Ⓖ	Ⓗ	Ⓘ	Ⓙ	Ⓚ	Ⓛ													

HOW TO ORDER

Indicate the following information on order form:
1. Quantity of each item.
2. Model number, including options. See "How To Build a Model Number".
3. Any special service required.

Note: • The □ indicates that a choice is required.
- The absence of the □ indicates that no choice is required.
- Alpha-numeric characters in place of □ indicate that no other alternatives are available.

HOW TO BUILD A MODEL NUMBER

Ⓐ Select basic model.

Ⓑ Select armcap type.

NAC	- No armcap
PACBL	- Black poly armcap; add $134
WAC	- Wood armcaps; add $139

Ⓒ Select power & location.

M1	- One Power Module; add $239
NP	- No power

Ⓓ Select glide.

GFT	- Felt glides
GPL	- Plastic glides

Glides adjust 7/8"

Ⓔ Select base/leg finish.
Refer to the **Product Color Options** page in this price list.
Polished aluminum base/leg requires an upcharge. See FINISH INFORMATION.

Ⓕ Select armcap finish.
Refer to the **Product Color Options** page in this price list.

Ⓖ Select power module color.

WPBL	- Black/Black Power Module
WPSL	- Silver/White Power Module
WPWH	- White/White Power Module

Ⓗ Select medallion finish.
Refer to the **Product Color Options** page in this price list.

Ⓘ Select upholstery grade/color.
Refer to **ki.com/fabrics**

Ⓙ Select thread color.
Refer to the **Product Color Options** page in this price list.

Ⓚ Select laminate table finish.
Refer to the **Product Color Options** page in this price list.

Ⓛ Select 73P edge color.
Refer to the **Product Color Options** page in this price list.

NOTE

Ganging is not available on Zoetry product.

Zoety is offered in non-contrasting upholstery only, as standard.

FINISH INFORMATION

Polished Aluminum Upcharge:
Note: the Medallion Finish does not require an upcharge.

Lounge Chair with Privacy Screen Mount
ZYPNC $154
ZYPNB $154

Lounge Loveseat with Privacy Screen Mount
ZYPNCC $193
ZYPNBB $193

Lounge Sofa with Privacy Screen Mount
ZYPNCCC $309
ZYPNCWC $309

Tandem Lounge Sofa with Table with Privacy Screen Mount
ZYPACRC $309
ZYPACTC $309
ZYPACSC $309

Tandem Lounge Opposing Orientation Sofa with Privacy Screen Mount
ZYPACTCL $309
ZYPACTCR $309
ZYPACSCL $309
ZYPACSCR $309

SPECIAL SERVICES

Special Carton Marking

With specially marked information N/C

Shipping

Ships **assembled, FOB High Point, NC 27263, freight prepaid.** Freight class 250.

Specifications and prices are subject to change without prior notice.

Zoetry® Privacy Lounge Seating

Tandem Lounge Sofa with Table, with Privacy Screen

Zoetry® Privacy Lounge Seating
Tandem Lounge Sofa with Table, with Privacy Screen

MODEL	MODEL NUMBER												Approx. Packaged Weight	Grade C.O.M.	Grade C	Grade D	Grade E & C.O.L.	Grade F	Grade G	Grade H	Grade I	Grade J	Grade K	Grade L Leather	Grade M Leather
	Basic Model	Arm-cap Type	Pwr Loc	Glide Option	Base Finish	Arm-cap Finish	Pwr Color	Medall Finish	Uph. Color	Thread Color	Table Finish	Edge Color (73P)													
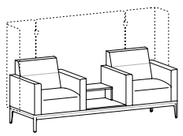 ZYPA **Zoetry Tandem Lounge Sofa, Standard/ Raised Table/Standard, with Privacy Screen Mount** • Includes privacy screen mounts installed. PRIVACY SCREENS MUST BE SPECIFIED SEPARATELY. • Fully upholstered, featuring 6" molded foam seat cushions • 8.5" Die-cast aluminum leg • Extruded aluminum base • Stitching detail on back rest • Debris clean-out spaces • Field replaceable components • Power located in table surface, when power specified • Separating arms • Table features raised portion for easy access to personal items • Non-contrast COM = 8.25 yds Overall dimensions of lounge with screen attached: • W=86" D=30" H=50"	ZYPACRC	☐☐	☐☐	☐☐	☐☐	☐☐	☐☐		☐☐	☐☐	☐☐	☐☐	286.0#	$ 4628	$ 4999	$ 5096	$ 5212	$ 5291	$ 5446	$ 5605	$ 5809	$ 6188	$ 6578	$ 6970	$ 7751
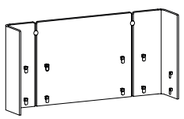 ZYSA **Privacy Screen for Tandem Lounge Sofa, Standard/Raised Table/Standard** • Fully upholstered privacy screens • Includes privacy screens, connecting medallion, and mounting hardware. • Correlating lounge products must be specified separately • Must be field installed on lounge item • Provides visual and acoustic privacy benefits • Non-contrast COM = 7.5 yds Overall dimensions of screen: • W=86" D=16.5" H=41.25"	ZYSACRC							☐☐	☐☐	☐☐			95.0#	$ 2589	$ 2926	$ 3015	$ 3121	$ 3193	$ 3334	$ 3478	$ 3664	$ 4008	$ 4362	$ 4719	$ 5429
	Ⓐ	Ⓑ	Ⓒ	Ⓓ	Ⓔ	Ⓕ	Ⓖ	Ⓗ	Ⓘ	Ⓙ	Ⓚ	Ⓛ													

HOW TO ORDER

Indicate the following information on order form:
1. Quantity of each item.
2. Model number, including options. See "How To Build a Model Number".
3. Any special service required.

Note: • The ☐ indicates that a choice is required.
- The absence of the ☐ indicates that no choice is required.
- Alpha-numeric characters in place of ☐ indicate that no other alternatives are available.

HOW TO BUILD A MODEL NUMBER

Ⓐ Select basic model.

Ⓑ Select armcap type.

NAC	- No armcap
PACBL	- Black poly armcap; add $266
WAC	- Wood armcaps; add $279

Ⓒ Select power & location.

M1	- One Power Module; add $239
NP	- No power

Ⓓ Select glide.

GFT	- Felt glides
GPL	- Plastic glides

Glides adjust 7/8"

Ⓔ Select base/leg finish.
Refer to the **Product Color Options** page in this price list.
Polished aluminum base/leg requires an upcharge. See FINISH INFORMATION.

Ⓕ Select armcap finish.
Refer to the **Product Color Options** page in this price list.

Ⓖ Select power module color.

WPBL	- Black/Black Power Module
WPSL	- Silver/White Power Module
WPWH	- White/White Power Module

Ⓗ Select medallion finish.
Refer to the **Product Color Options** page in this price list.

Ⓘ Select upholstery grade/color.
Refer to **ki.com/fabrics**

Ⓙ Select thread color.
Refer to the **Product Color Options** page in this price list.

Ⓚ Select laminate table finish.
Refer to the **Product Color Options** page in this price list.

Ⓛ Select 73P edge color.
Refer to the **Product Color Options** page in this price list.

NOTE

Ganging is not available on Zoetry product.

Zoety is offered in non-contrasting upholstery only, as standard.

FINISH INFORMATION

Polished Aluminum Upcharge:
Note: the Medallion Finish does not require an upcharge.

Lounge Chair with Privacy Screen Mount
ZYPNC $154
ZYPNB $154

Lounge Loveseat with Privacy Screen Mount
ZYPNCC $193
ZYPNBB $193

Lounge Sofa with Privacy Screen Mount
ZYPNCCC $309
ZYPNCWC $309

Tandem Lounge Sofa with Table with Privacy Screen Mount
ZYPACRC $309
ZYPACTC $309
ZYPACSC $309

Tandem Lounge Opposing Orientation Sofa with Privacy Screen Mount
ZYPACTCL $309
ZYPACTCR $309
ZYPACSCL $309
ZYPACSCR $309

SPECIAL SERVICES

Special Carton Marking

With specially marked information N/C

Shipping

Ships **assembled, FOB High Point, NC 27263, freight prepaid.** Freight class 250.

Specifications and prices are subject to change without prior notice.

Zoetry® Privacy Lounge Seating

Tandem Lounge Sofa with Table, with Privacy Screen

Zoetry® Privacy Lounge Seating
Tandem Lounge Sofa with Table, with Privacy Screen

MODEL	MODEL NUMBER												Approx. Packaged Weight	Grade C.O.M.	Grade C	Grade D	Grade E & C.O.L.	Grade F	Grade G	Grade H	Grade I	Grade J	Grade K	Grade L Leather	Grade M Leather
	Basic Model	Arm-cap Type	Pwr Loc	Glide Option	Base Finish	Arm-cap Finish	Pwr Color	Medall Finish	Uph. Color	Thread Color	Table Finish	Edge Color (73P)													
	ZYPACTC	☐☐	☐☐	☐☐	☐☐	☐☐	☐☐		☐☐	☐☐	☐☐	☐☐	280.0#	$ 4200	$ 4571	$ 4668	$ 4784	$ 4863	$ 5018	$ 5177	$ 5381	$ 5760	$ 6150	$ 6542	$ 7323
	ZYSACTC							☐☐	☐☐	☐☐			89.0#	$ 2589	$ 2926	$ 3015	$ 3121	$ 3193	$ 3334	$ 3478	$ 3664	$ 4008	$ 4362	$ 4719	$ 5429
	A	B	C	D	E	F	G	H	I	J	K	L													

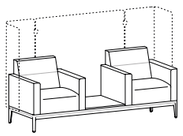

ZYPA

Tandem Lounge, Standard/Flat Table/ Standard, with Privacy Screen Mount

- Includes privacy screen mounts installed. PRIVACY SCREENS MUST BE SPECIFIED SEPARATELY.
- Fully upholstered, featuring 6" molded foam seat cushions
- 8.5" Die-cast aluminum leg
- Extruded aluminum base
- Stitching detail on back rest
- Debris clean-out spaces
- Field replaceable components
- Power located in table surface, when power specified
- Separating arms
- In-line table supports personal items
- Non-contrast COM = 8.25 yds

Overall dimensions of lounge with screen attached:

- W=86" D=30" H=50"

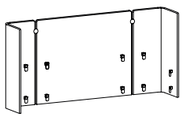

ZYSA

Privacy Screen for Tandem Lounge, Standard/Flat Table/Standard

- Fully upholstered privacy screens
- Includes privacy screens, connecting medallion, and mounting hardware.
- Correlating lounge products must be specified separately
- Must be field installed on lounge item
- Provides visual and acoustic privacy benefits
- Non-contrast COM = 7.5 yds

Overall dimensions of screen:

- W=86" D=16.5" H=41.25"

HOW TO ORDER

Indicate the following information on order form:

1. Quantity of each item.
2. Model number, including options. See "How To Build a Model Number".
3. Any special service required.

Note: • The ☐ indicates that a choice is required.

- The absence of the ☐ indicates that no choice is required.
- Alpha-numeric characters in place of ☐ indicate that no other alternatives are available.

HOW TO BUILD A MODEL NUMBER

A Select basic model.

B Select armcap type.

NAC	- No armcap
PACBL	- Black poly armcap; add $266
WAC	- Wood armcaps; add $279

C Select power & location.

M1	- One Power Module; add $239
NP	- No power

D Select glide.

GFT	- Felt glides
GPL	- Plastic glides

Glides adjust 7/8"

E Select base/leg finish.
Refer to the **Product Color Options** page in this price list.
Polished aluminum base/leg requires an upcharge. See FINISH INFORMATION.

F Select armcap finish.
Refer to the **Product Color Options** page in this price list.

G Select power module color.

WPBL	- Black/Black Power Module
WPSL	- Silver/White Power Module
WPWH	- White/White Power Module

H Select medallion finish.
Refer to the **Product Color Options** page in this price list.

I Select upholstery grade/color.
Refer to **ki.com/fabrics**

J Select thread color.
Refer to the **Product Color Options** page in this price list.

K Select laminate table finish.
Refer to the **Product Color Options** page in this price list.

L Select 73P edge color.
Refer to the **Product Color Options** page in this price list.

NOTE

Ganging is not available on Zoetry product.

Zoety is offered in non-contrasting upholstery only, as standard.

FINISH INFORMATION

Polished Aluminum Upcharge:
Note: the Medallion Finish does not require an upcharge.

Lounge Chair with Privacy Screen Mount

ZYPNC	$154
ZYPNB	$154

Lounge Loveseat with Privacy Screen Mount

ZYPNCC	$193
ZYPNBB	$193

Lounge Sofa with Privacy Screen Mount

ZYPNCCC	$309
ZYPNCWC	$309

Tandem Lounge Sofa with Table with Privacy Screen Mount

ZYPACRC	$309
ZYPACTC	$309
ZYPACSC	$309

Tandem Lounge Opposing Orientation Sofa with Privacy Screen Mount

ZYPACTCL	$309
ZYPACTCR	$309
ZYPACSCL	$309
ZYPACSCR	$309

SPECIAL SERVICES

Special Carton Marking

With specially marked information	N/C

Shipping

Ships **assembled, FOB High Point, NC 27263, freight prepaid.** Freight class 250.

Specifications and prices are subject to change without prior notice.

Zoetry® Privacy Lounge Seating

Tandem Lounge with Table, with Privacy Screen

Zoetry® Privacy Lounge Seating
Tandem Lounge with Table, with Privacy Screen

MODEL	Basic Model	Armcap Type	Power & Location	Glide Option	Base Finish	Armcap Finish	Pwr Color	Medall Finish	Uph. Color	Thread Color	Approx. Packaged Weight	Grade C.O.M.	Grade C	Grade D	Grade E & C.O.L.	Grade F	Grade G	Grade H	Grade I	Grade J	Grade K	Grade L Leather	Grade M Leather
Zoetry Tandem Lounge Sofa, Standard/ Solid Surface Table/Standard, with Privacy Screen Mount • Includes privacy screen mounts installed. PRIVACY SCREENS MUST BE SPECIFIED SEPARATELY. • Fully upholstered, featuring 6" molded foam seat cushions • 8.5" Die-cast aluminum leg • Extruded aluminum base • Stitching detail on back rest • Debris clean-out spaces • Field replaceable components • Power located in table surface, when power specified • Separating arms • Corian® Solid Surface table supports personal items • Non-contrast COM = 8.25 yds Overall dimensions of lounge with screen attached: • W=86" D=30" H=50"	ZYPACSC	☐☐	☐☐	☐☐	☐☐	☐☐	☐☐		☐☐	☐☐	271.0#	$ 4628	$ 4999	$ 5096	$ 5212	$ 5291	$ 5446	$ 5605	$ 5809	$ 6188	$ 6578	$ 6970	$ 7751
Zoetry Privacy Screen for Tandem Lounge Sofa, Standard/Solid Surface Table/ Standard • Fully upholstered privacy screens • Includes privacy screens, connecting medallion, and mounting hardware. • Correlating lounge products must be specified separately • Must be field installed on lounge item • Provides visual and acoustic privacy benefits • Non-contrast COM = 7.5 yds Overall dimensions of screen: • W=86" D=16.5" H=41.25"	ZYSACSC							☐☐	☐☐	☐☐	90.0#	$ 2589	$ 2926	$ 3015	$ 3121	$ 3193	$ 3334	$ 3478	$ 3664	$ 4008	$ 4362	$ 4719	$ 5429
	Ⓐ	Ⓑ	Ⓒ	Ⓓ	Ⓔ	Ⓕ	Ⓖ	Ⓗ	Ⓘ	Ⓙ													

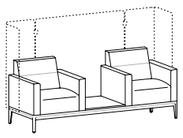

ZYPA

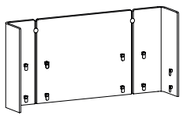

ZYSA

HOW TO ORDER

Indicate the following information on order form:
1. Quantity of each item.
2. Model number, including options. See "How To Build a Model Number".
3. Any special service required.

Note: • The ☐ indicates that a choice is required.
- The absence of the ☐ indicates that no choice is required.
- Alpha-numeric characters in place of ☐ indicate that no other alternatives are available.

HOW TO BUILD A MODEL NUMBER

Ⓐ Select basic model.

Ⓑ Select armcap type.

NAC	- No armcap
PACBL	- Black poly armcap; add $266
WAC	- Wood armcaps; add $279

Ⓒ Select power & location.

M1	- One Power Module; add $239
NP	- No power

Ⓓ Select glide.

GFT	- Felt glides
GPL	- Plastic glides

Glides adjust 7/8"

Ⓔ Select base/leg finish.
Refer to the **Product Color Options** page in this price list.
Polished aluminum base/leg requires an upcharge. See FINISH INFORMATION.

Ⓕ Select armcap finish.
Refer to the **Product Color Options** page in this price list.

Ⓖ Select power module color.

WPBL	- Black/Black Power Module
WPSL	- Silver/White Power Module
WPWH	- White/White Power Module

Ⓗ Select medallion finish.
Refer to the **Product Color Options** page in this price list.

Ⓘ Select upholstery grade/color.
Refer to **ki.com/fabrics**

Ⓙ Select thread color.
Refer to the **Product Color Options** page in this price list.

NOTE

Solid surface color is always Corian® Glacier White.
Corian® is a DuPont brand.

Ganging is not available on Zoetry product.

Zoety is offered in non-contrasting upholstery only, as standard.

FINISH INFORMATION

Polished Aluminum Upcharge:
Note: the Medallion Finish does not require an upcharge.

Lounge Chair with Privacy Screen Mount
ZYPNC $154
ZYPNB $154

Lounge Loveseat with Privacy Screen Mount
ZYPNCC $193
ZYPNBB $193

Lounge Sofa with Privacy Screen Mount
ZYPNCCC $309
ZYPNCWC $309

Tandem Lounge Sofa with Table with Privacy Screen Mount
ZYPACRC $309
ZYPACTC $309
ZYPACSC $309

Tandem Lounge Opposing Orientation Sofa with Privacy Screen Mount
ZYPACTCL $309
ZYPACTCR $309
ZYPACSCL $309
ZYPACSCR $309

SPECIAL SERVICES

Special Carton Marking

With specially marked information N/C

Shipping

Ships **assembled, FOB High Point, NC 27263, freight prepaid.** Freight class 250.

Specifications and prices are subject to change without prior notice.

Zoetry® Privacy Lounge Seating
Tandem Lounge Opposing Orientation Sofa with Privacy Screen

Zoetry® Privacy Lounge Seating
Tandem Lounge Opposing Orientation Sofa with Privacy Screen

MODEL	MODEL NUMBER: Basic Model	Arm-cap Type	Pwr Loc	Glide Option	Base Finish	Arm-cap Finish	Pwr Color	Uph. Color	Thread Color	Table Finish	Edge Color (73P)	Approx. Packaged Weight	Grade C.O.M.	Grade C	Grade D	Grade E & C.O.L.	Grade F	Grade G	Grade H	Grade I	Grade J	Grade K	Grade L Leather	Grade M Leather
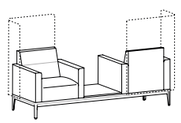 ZYPA **Zoetry Lounge Opposing Orientation Sofa, Standard/Table/Standard, Left-facing, with Privacy Screen Mount** • Includes privacy screen mounts installed. PRIVACY SCREENS MUST BE SPECIFIED SEPARATELY. • Fully upholstered, featuring 6" molded foam seat cushions • 8.5" Die-cast aluminum leg • Extruded aluminum base • Stitching detail on back rest • Debris clean-out spaces • Field replaceable components • Power located in table surface, when power specified • Separating arms • In-line table supports personal items • Opposing Orientation mazimizes space utilization while creating seperate lines of sight • Non-contrast COM = 8.25 yds Overall dimensions of lounge with screen attached: • W=86" D=33" H=50"	ZYPACTCL	☐☐	☐☐	☐☐	☐☐	☐☐	☐☐	☐☐	☐☐	☐☐	☐☐	276.0#	$ 4200	$ 4571	$ 4668	$ 4784	$ 4863	$ 5018	$ 5177	$ 5381	$ 5760	$ 6150	$ 6542	$ 7323
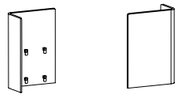 ZYSA **Zoetry Privacy Screen for Lounge Opposing Orientation Sofa, Standard/Table/Standard, Left-facing** • Fully upholstered privacy screens • Includes privacy screens and mounting hardware. • Correlating lounge products must be specified separately • Must be field installed on lounge item • Provides visual and acoustic privacy benefits • Non-contrast COM = 5 yds Dimensions of each individual screen: • W=29.5" D=16.6" H=41.25"	ZYSACTCL							☐☐	☐☐			60.0#	$ 1636	$ 1861	$ 1920	$ 1990	$ 2037	$ 2131	$ 2228	$ 2352	$ 2581	$ 2817	$ 3055	$ 3529
	Ⓐ	Ⓑ	Ⓒ	Ⓓ	Ⓔ	Ⓕ	Ⓖ	Ⓗ	Ⓘ	Ⓙ	Ⓚ													

HOW TO ORDER

Indicate the following information on order form:
1. Quantity of each item.
2. Model number, including options. See "How To Build a Model Number".
3. Any special service required.

Note: • The ☐ indicates that a choice is required.
- The absence of the ☐ indicates that no choice is required.
- Alpha-numeric characters in place of ☐ indicate that no other alternatives are available.

HOW TO BUILD A MODEL NUMBER

Ⓐ Select basic model.

Ⓑ Select armcap type.

NAC	- No armcap
WAC	- Wood armcaps; add $279
PACBL	- Black poly armcap; add $266

Ⓒ Select power & location.

M1	- One Power Module; add $239
NP	- No power

Ⓓ Select glide.

GFT	- Felt glides
GPL	- Plastic glides

Glides adjust 7/8"

Ⓔ Select base/leg finish.
Refer to the **Product Color Options** page in this price list.
Polished aluminum base/leg requires an upcharge. See FINISH INFORMATION.

Ⓕ Select armcap finish.
Refer to the **Product Color Options** page in this price list.

Ⓖ Select power module color.

WPBL	- Black/Black Power Module
WPSL	- Silver/White Power Module
WPWH	- White/White Power Module

Ⓗ Select upholstery grade/color.
Refer to **ki.com/fabrics**

Ⓘ Select thread color.
Refer to the **Product Color Options** page in this price list.

Ⓙ Select laminate table finish.
Refer to the **Product Color Options** page in this price list.

Ⓚ Select 73P edge color.
Refer to the **Product Color Options** page in this price list.

NOTE

Ganging is not available on Zoetry product.

Zoety is offered in non-contrasting upholstery only, as standard.

FINISH INFORMATION

Polished Aluminum Upcharge:
Note: the Medallion Finish does not require an upcharge.

Lounge Chair with Privacy Screen Mount
ZYPNC $154
ZYPNB $154

Lounge Loveseat with Privacy Screen Mount
ZYPNCC $193
ZYPNBB $193

Lounge Sofa with Privacy Screen Mount
ZYPNCCC $309
ZYPNCWC $309

Tandem Lounge Sofa with Table with Privacy Screen Mount
ZYPACRC $309
ZYPACTC $309
ZYPACSC $309

Tandem Lounge Opposing Orientation Sofa with Privacy Screen Mount
ZYPACTCL $309
ZYPACTCR $309
ZYPACSCL $309
ZYPACSCR $309

SPECIAL SERVICES

Special Carton Marking

With specially marked information N/C

Shipping

Ships **assembled, FOB High Point, NC 27263, freight prepaid.** Freight class 250.

Specifications and prices are subject to change without prior notice.

Zoetry® Privacy Lounge Seating
Tandem Lounge Opposing Orientation Sofa with Privacy Screen

Zoetry® Privacy Lounge Seating
Tandem Lounge Opposing Orientation Sofa with Privacy Screen

MODEL	MODEL NUMBER											Approx. Packaged Weight	Grade C.O.M.	Grade C	Grade D	Grade E & C.O.L.	Grade F	Grade G	Grade H	Grade I	Grade J	Grade K	Grade L Leather	Grade M Leather
	Basic Model	Arm-cap Type	Pwr Loc	Glide Option	Base Finish	Arm-cap Finish	Pwr Color	Uph. Color	Thread Color	Table Finish	Edge Color (73P)													
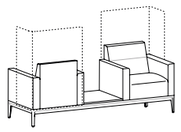 ZYPA **Zoetry Lounge Opposing Orientation Sofa, Standard/Table/Standard, Right-facing, with Privacy Screen Mount** • Includes privacy screen mounts installed. PRIVACY SCREENS MUST BE SPECIFIED SEPARATELY. • Fully upholstered, featuring 6" molded foam seat cushions • 8.5" Die-cast aluminum leg • Extruded aluminum base • Stitching detail on back rest • Debris clean-out spaces • Field replaceable components • Power located in table surface, when power specified • Separating arms • In-line table supports personal items • Opposing Orientation mazimizes space utilization while creating seperate lines of sight • Non-contrast COM = 8.25 yds Overall dimensions of lounge with screen attached: • W=86" D=33" H=50"	ZYPACTCR	☐☐	☐☐	☐☐	☐☐	☐☐	☐☐	☐☐	☐☐	☐☐	☐☐	276.0#	$ 4200	$ 4571	$ 4668	$ 4784	$ 4863	$ 5018	$ 5177	$ 5381	$ 5760	$ 6150	$ 6542	$ 7323
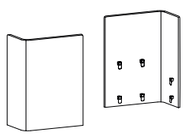 ZYSA **Zoetry Privacy Screen for Lounge Opposing Orientation Sofa, Standard/Table/Standard, Right-facing** • Fully upholstered privacy screens • Includes privacy screens and mounting hardware. • Correlating lounge products must be specified separately • Must be field installed on lounge item • Provides visual and acoustic privacy benefits • Non-contrast COM = 5 yds Dimensions of each individual screen: • W=29.5" D=16.6" H=41.25"	ZYSACTCR							☐☐	☐☐			60.0#	$ 2581	$ 1861	$ 1920	$ 1990	$ 2037	$ 2131	$ 2228	$ 2352	$ 2581	$ 2817	$ 3055	$ 3529
	Ⓐ	Ⓑ	Ⓒ	Ⓓ	Ⓔ	Ⓕ	Ⓖ	Ⓗ	Ⓘ	Ⓙ	Ⓚ													

HOW TO ORDER

Indicate the following information on order form:
1. Quantity of each item.
2. Model number, including options. See "How To Build a Model Number".
3. Any special service required.

Note: • The ☐ indicates that a choice is required.
- The absence of the ☐ indicates that no choice is required.
- Alpha-numeric characters in place of ☐ indicate that no other alternatives are available.

HOW TO BUILD A MODEL NUMBER

Ⓐ Select basic model.

Ⓑ Select armcap type.

NAC	- No armcap
PACBL	- Black poly armcap; add $266
WAC	- Wood armcaps; add $279

Ⓒ Select power & location.

M1	- One Power Module; add $239
NP	- No power

Ⓓ Select glide.

GFT	- Felt glides
GPL	- Plastic glides

Glides adjust 7/8"

Ⓔ Select base/leg finish.
Refer to the **Product Color Options** page in this price list.
Polished aluminum base/leg requires an upcharge. See FINISH INFORMATION.

Ⓕ Select armcap finish.
Refer to the **Product Color Options** page in this price list.

Ⓖ Select power module color.

WPBL	- Black/Black Power Module
WPSL	- Silver/White Power Module
WPWH	- White/White Power Module

Ⓗ Select upholstery grade/color.
Refer to **ki.com/fabrics**

Ⓘ Select thread color.
Refer to the **Product Color Options** page in this price list.

Ⓙ Select laminate table finish.
Refer to the **Product Color Options** page in this price list.

Ⓚ Select 73P edge color.
Refer to the **Product Color Options** page in this price list.

NOTE

Ganging is not available on Zoetry product.

Zoety is offered in non-contrasting upholstery only, as standard.

FINISH INFORMATION

Polished Aluminum Upcharge:
Note: the Medallion Finish does not require an upcharge.

Lounge Chair with Privacy Screen Mount
ZYPNC $154
ZYPNB $154

Lounge Loveseat with Privacy Screen Mount
ZYPNCC $193
ZYPNBB $193

Lounge Sofa with Privacy Screen Mount
ZYPNCCC $309
ZYPNCWC $309

Tandem Lounge Sofa with Table with Privacy Screen Mount
ZYPACRC $309
ZYPACTC $309
ZYPACSC $309

Tandem Lounge Opposing Orientation Sofa with Privacy Screen Mount
ZYPACTCL $309
ZYPACTCR $309
ZYPACSCL $309
ZYPACSCR $309

SPECIAL SERVICES

Special Carton Marking

With specially marked information N/C

Shipping

Ships **assembled, FOB High Point, NC 27263, freight prepaid.** Freight class 250.

Specifications and prices are subject to change without prior notice.

Zoetry® Privacy Lounge Seating

Tandem Lounge Opposing Orientation Sofa with Privacy Screen

Zoetry® Privacy Lounge Seating
Tandem Lounge Opposing Orientation Sofa with Privacy Screen

MODEL	MODEL NUMBER									Approx. Packaged Weight	Grade C.O.M.	Grade C	Grade D	Grade E & C.O.L.	Grade F	Grade G	Grade H	Grade I	Grade J	Grade K	Grade L Leather	Grade M Leather
	Basic Model	Armcap Type	Power & Location	Glide Option	Base Finish	Armcap Finish	Pwr Color	Uph. Color	Thread Color													
Lounge Opposing Orientation Sofa, Standard/Solid Surface Table/Standard, Left-facing, with Privacy Screen Mount • Includes privacy screen mounts installed. PRIVACY SCREENS MUST BE SPECIFIED SEPARATELY. • Fully upholstered, featuring 6" molded foam seat cushions • 8.5" Die-cast aluminum leg • Extruded aluminum base • Stitching detail on back rest • Debris clean-out spaces • Field replaceable components • Power located in table surface, when power specified • Separating arms • Corian® Solid Surface in-line table supports personal items • Opposing Orientation mazimizes space utilization while creating seperate lines of sight • Non-contrast COM = 8.25 yds Overall dimensions of lounge with screen attached: • W=86" D=33" H=50"	ZYPACSCL	☐☐	☐☐	☐☐	☐☐	☐☐	☐☐	☐☐	☐☐	271.0#	$ 4628	$ 4999	$ 5096	$ 5212	$ 5291	$ 5446	$ 5605	$ 5809	$ 6188	$ 6578	$ 6970	$ 7751
Privacy Screen for Lounge Opposing Orientation Sofa, Standard/Solid Surface Table/Standard, Left-facing • Fully upholstered privacy screens • Includes privacy screens and mounting hardware. • Correlating lounge products must be specified separately • Must be field installed on lounge item • Provides visual and acoustic privacy benefits • Non-contrast COM = 5 yds Dimensions of each individual screen: • W=29.5" D=16.6" H=41.25"	ZYSACSCL							☐☐	☐☐	60.0#	$ 1636	$ 1861	$ 1920	$ 1990	$ 2037	$ 2131	$ 2228	$ 2352	$ 2581	$ 2817	$ 3055	$ 3529

ZYPA

ZYSA

Ⓐ Ⓑ Ⓒ Ⓓ Ⓔ Ⓕ Ⓖ Ⓗ Ⓘ

HOW TO ORDER

Indicate the following information on order form:
1. Quantity of each item.
2. Model number, including options. See "How To Build a Model Number".
3. Any special service required.

Note: • The ☐ indicates that a choice is required.
- The absence of the ☐ indicates that no choice is required.
- Alpha-numeric characters in place of ☐ indicate that no other alternatives are available.

HOW TO BUILD A MODEL NUMBER

Ⓐ Select basic model.

Ⓑ Select armcap type.

NAC	- No armcap
PACBL	- Black poly armcap; add $266
WAC	- Wood armcaps; add $279

Ⓒ Select power & location.

NP	- No power
M1	- One Power Module; add $239

Ⓓ Select glide.

GFT	- Felt glides
GPL	- Plastic glides

Glides adjust 7/8"

Ⓔ Select base/leg finish.
Refer to the **Product Color Options** page in this price list.
Polished aluminum base/leg requires an upcharge. See FINISH INFORMATION.

Ⓕ Select armcap finish.
Refer to the **Product Color Options** page in this price list.

Ⓖ Select power module color.

WPBL	- Black/Black Power Module
WPSL	- Silver/White Power Module
WPWH	- White/White Power Module

Ⓗ Select upholstery grade/color.
Refer to **ki.com/fabrics**

Ⓘ Select thread color.
Refer to the **Product Color Options** page in this price list.

NOTE

Solid surface color is always Corian® Glacier White.
Corian® is a DuPont brand.

Ganging is not available on Zoetry product.

Zoety is offered in non-contrasting upholstery only, as standard.

FINISH INFORMATION

Polished Aluminum Upcharge:
Note: the Medallion Finish does not require an upcharge.

Lounge Chair with Privacy Screen Mount
ZYPNC $154
ZYPNB $154

Lounge Loveseat with Privacy Screen Mount
ZYPNCC $193
ZYPNBB $193

Lounge Sofa with Privacy Screen Mount
ZYPNCCC $309
ZYPNCWC $309

Tandem Lounge Sofa with Table with Privacy Screen Mount
ZYPACRC $309
ZYPACTC $309
ZYPACSC $309

Tandem Lounge Opposing Orientation Sofa with Privacy Screen Mount
ZYPACTCL $309
ZYPACTCR $309
ZYPACSCL $309
ZYPACSCR $309

SPECIAL SERVICES

Special Carton Marking

With specially marked information N/C

Shipping

Ships **assembled, FOB High Point, NC 27263, freight prepaid.** Freight class 250.

Specifications and prices are subject to change without prior notice.

Zoetry® Privacy Lounge Seating
Tandem Lounge Opposing Orientation Sofa with Privacy Screen

Zoetry® Privacy Lounge Seating
Tandem Lounge Opposing Orientation Sofa with Privacy Screen

	MODEL	MODEL NUMBER Basic Model	Armcap Type	Power & Location	Glide Option	Base Finish	Armcap Finish	Pwr Color	Uph. Color	Thread Color	Approx. Packaged Weight	Grade C.O.M.	Grade C	Grade D	Grade E & C.O.L.	Grade F	Grade G	Grade H	Grade I	Grade J	Grade K	Grade L Leather	Grade M Leather
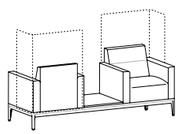 ZYPA	**Lounge Opposing Orientation Sofa, Standard/Solid Surface Table/Standard, Right-facing, with Privacy Screen Mount** • Includes privacy screen mounts installed. PRIVACY SCREENS MUST BE SPECIFIED SEPARATELY. • Fully upholstered, featuring 6" molded foam seat cushions • 8.5" Die-cast aluminum leg • Extruded aluminum base • Stitching detail on back rest • Debris clean-out spaces • Field replaceable components • Power located in table surface, when power specified • Separating arms • Corian® Solid Surface in-line table supports personal items • Opposing orientation mazimizes space utilization while creating seperate lines of sight • Non-contrast COM = 8.25 yds Overall dimensions of lounge with screen attached: • W=86" D=33" H=50"	ZYPACSCR	☐☐	☐☐	☐☐	☐☐	☐☐	☐☐	☐☐	☐☐	286.0#	$ 4628	$ 4999	$ 5096	$ 5212	$ 5291	$ 5446	$ 5605	$ 5809	$ 6188	$ 6578	$ 6970	$ 7751
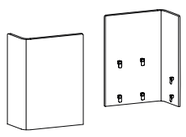 ZYSA	**Privacy Screen for Lounge Opposing Orientation Sofa, Standard/Solid Surface Table/Standard, Right-facing** • Fully upholstered privacy screens • Includes privacy screens and mounting hardware. • Correlating lounge products must be specified separately • Must be field installed on lounge item • Provides visual and acoustic privacy benefits • Non-contrast COM = 5 yds Dimensions of each individual screen: • W=29.5" D=16.6" H=41.25"	ZYSACSCR							☐☐	☐☐	60.0#	$ 1636	$ 1861	$ 1920	$ 1990	$ 2037	$ 2131	$ 2228	$ 2352	$ 2581	$ 2817	$ 3055	$ 3529
		Ⓐ	Ⓑ	Ⓒ	Ⓓ	Ⓔ	Ⓕ	Ⓖ	Ⓗ	Ⓘ													

HOW TO ORDER

Indicate the following information on order form:
1. Quantity of each item.
2. Model number, including options. See "How To Build a Model Number".
3. Any special service required.

Note: • The ☐ indicates that a choice is required.
- The absence of the ☐ indicates that no choice is required.
- Alpha-numeric characters in place of ☐ indicate that no other alternatives are available.

HOW TO BUILD A MODEL NUMBER

Ⓐ Select basic model.

Ⓑ Select armcap type.

NAC	- No armcap
PACBL	- Black poly armcap; add $266
WAC	- Wood armcaps; add $279

Ⓒ Select power & location.

M1	- One Power Module; add $239
NP	- No power

Ⓓ Select glide.

GFT	- Felt glides
GPL	- Plastic glides

Glides adjust 7/8"

Ⓔ Select base/leg finish.
Refer to the **Product Color Options** page in this price list.
Polished aluminum base/leg requires an upcharge. See FINISH INFORMATION.

Ⓕ Select armcap finish.
Refer to the **Product Color Options** page in this price list.

Ⓖ Select power module color.

WPBL	- Black/Black Power Module
WPSL	- Silver/White Power Module
WPWH	- White/White Power Module

Ⓗ Select upholstery grade/color.
Refer to **ki.com/fabrics**

Ⓘ Select thread color.
Refer to the **Product Color Options** page in this price list.

NOTE

Solid surface color is always Corian® Glacier White.
Corian® is a DuPont brand.

Ganging is not available on Zoetry product.

Zoety is offered in non-contrasting upholstery only, as standard.

FINISH INFORMATION

Polished Aluminum Upcharge:
Note: the Medallion Finish does not require an upcharge.

Lounge Chair with Privacy Screen Mount
ZYPNC $154
ZYPNB $154

Lounge Loveseat with Privacy Screen Mount
ZYPNCC $193
ZYPNBB $193

Lounge Sofa with Privacy Screen Mount
ZYPNCCC $309
ZYPNCWC $309

Tandem Lounge Sofa with Table with Privacy Screen Mount
ZYPACRC $309
ZYPACTC $309
ZYPACSC $309

Tandem Lounge Opposing Orientation Sofa with Privacy Screen Mount
ZYPACTCL $309
ZYPACTCR $309
ZYPACSCL $309
ZYPACSCR $309

SPECIAL SERVICES

Special Carton Marking

With specially marked information N/C

Shipping

Ships **assembled, FOB High Point, NC 27263, freight prepaid.** Freight class 250.

Specifications and prices are subject to change without prior notice.

Zoetry® Benches
Technical Specifications - Benches

Zoetry Benches Overall Dimensions								
Model/Feature	A Overall Width	B Overall Depth	C Overall Height	D Arm Height	E Seat Width	F Seat Depth	G Seat Height	H Arm Width
ZYBNCC	52"	21¼"	25"	25"	22"	21¼"	18"	4"
ZYBNBB	68"	21¼"	25"	25"	30¼"	21¼"	18"	4"
ZYBNCCC	74"	21¼"	25"	25"	22"	21¼"	18"	4"
ZYBXCC	52"	21¼"	18"	N/A	22"	21¼"	18"	N/A
ZYBXBB	68"	21¼"	18"	N/A	30¼"	21¼"	18"	N/A
ZYBXCCC	74"	21¼"	18"	N/A	22"	21¼"	18"	N/A

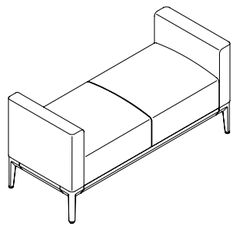

Bench with Arms
Two Standard Seats
ZYBNCC

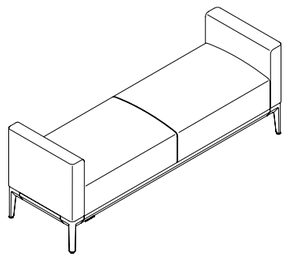

Bench with Arms
Two Bariatric Seats
ZYBNBB

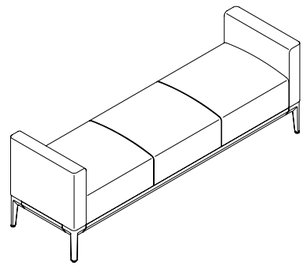

Bench with Arms
Three Standard Seats
ZYBNCCC

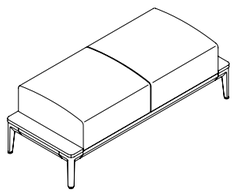

Bench
Two Standard Seats
ZYBXCC

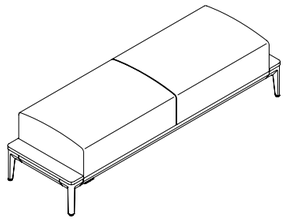

Bench
Two Bariatric Seats
ZYBXBB

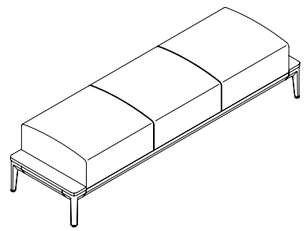

Bench
Three Standard Seats
ZYBXCCC

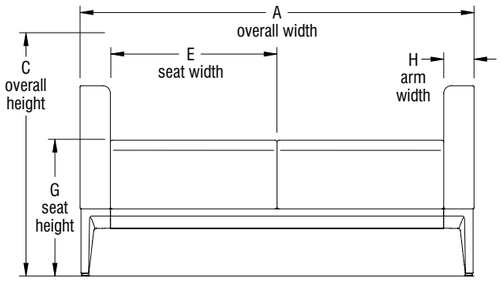

Standard Bench with Arms
(front view)

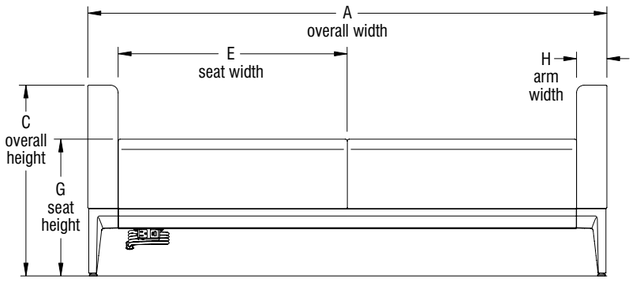

Bariatric Bench with Arms
(front view)



Standard Bench with Arms
(top view)

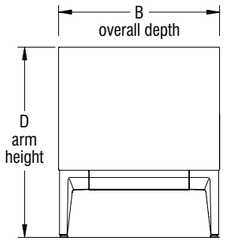

Bench with Arms
(side view)

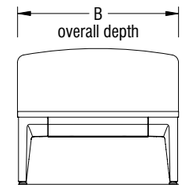

Bench without Arms
(side view)

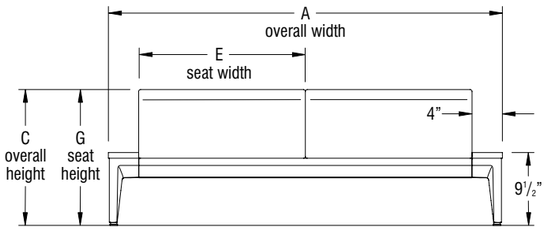

Standard Bench without Arms
(top view)



Standard Bench without Arms
(top view)

Zoetry® Benches
Bench with Arm

Zoetry® Benches
Bench with Arm

MODEL	MODEL NUMBER: Basic Model	Armcap Type (A)	Power & Location (C)	Glide Option (D)	Base Finish (E)	Armcap Finish (F)	Power Color (G)	Upholstery Color (H)	Thread Color (I)	Approx. Packaged Weight	Grade C.O.M.	Grade C	Grade D	Grade E & C.O.L.	Grade F	Grade G	Grade H	Grade I	Grade J	Grade K	Grade L Leather	Grade M Leather
Bench with Arm, 2 Standard Seats • Fully upholstered, featuring 6" seat cushions • 8.5" die-cast aluminum leg • Extruded aluminum base • Field replaceable components • Non-contrast COM = 3 yds Overall Dimensions: • W=52" D=22" H=26"	ZYBNCC	□□□	□□□	□□	□□	□□□	□□	□□□	□□	94.5#	$ 2552	$ 2687	$ 2722	$ 2764	$ 2793	$ 2849	$ 2907	$ 2981	$ 3119	$ 3260	$ 3404	$ 3687
ZYBN																						
Bench with Arm, 2 Bariatric Seats • Fully upholstered, featuring 6" seat cushions • 8.5" die-cast aluminum leg • Extruded aluminum base • Field replaceable components • Non-contrast COM = 4.25 yds Overall Dimensions: • W=68" D=22" H=26"	ZYBNBB	□□□	□□□	□□	□□	□□□	□□	□□□	□□	56.5#	$ 2809	$ 2999	$ 3050	$ 3109	$ 3150	$ 3230	$ 3312	$ 3417	$ 3612	$ 3813	$ 4016	$ 4418
ZYBN																						
Bench with Arm, 3 Standard Seats • Fully upholstered, featuring 6" seat cushions • 8.5" die-cast aluminum leg • Extruded aluminum base • Field replaceable components • Non-contrast COM = 4 yds Overall Dimensions: • W=74" D=22" H=26"	ZYBNCCC	□□□	□□□	□□	□□	□□□	□□	□□□	□□	184.0#	$ 3440	$ 3620	$ 3667	$ 3723	$ 3761	$ 3837	$ 3913	$ 4013	$ 4197	$ 4385	$ 4575	$ 4954
ZYBN																						
	Ⓐ	Ⓑ	Ⓒ	Ⓓ	Ⓔ	Ⓕ	Ⓖ	Ⓗ	Ⓘ													

HOW TO ORDER

Indicate the following information on order form:
1. Quantity of each item.
2. Model number, including options. See "How To Build a Model Number".
3. Any special service required.

Note: • The □ indicates that a choice is required.
- The absence of the □ indicates that no choice is required.
- Alpha-numeric characters in place of □ indicate that no other alternatives are available.

HOW TO BUILD A MODEL NUMBER

Ⓐ Select basic model.

Ⓑ Select armcap type.
- **NAC** - No armcap
- **PACBL** - Black poly armcap; add $134
- **WAC** - Wood armcaps; add $139

Ⓒ Select power & location.
- **M1L** - One Power Module, Left-Facing; add $257
- **M1R** - One Power Module, Right-Facing; add $257
- **M2** - Two Power Modules; add $623
- **M1C** - One Power Module, Centered; add $257
- **NP** - No power

M1C not available on 3 seat bench.

Ⓓ Select glide.
- **GFT** - Felt glides
- **GPL** - Plastic glides

Glides adjust 7/8"

Ⓔ Select base/leg finish.
Refer to the **Product Color Options** page in this price list.
Polished aluminum base/leg requires an upcharge. See FINISH INFORMATION.

Ⓕ Select armcap finish.
Refer to the **Product Color Options** page in this price list.

Ⓖ Select power module color.
- **WPBL** - Black/Black Power Module
- **WPWH** - White/White Power Module

Ⓗ Select upholstery grade/color.
Refer to **ki.com/fabrics**

Ⓘ Select thread color.
Refer to the **Product Color Options** page in this price list.

NOTE
Ganging is not available on Zoetry product.

FINISH INFORMATION
Polished Aluminum Upcharge:

Benches:
ZYBNCC $193
ZYBNBB $193
ZYBNCCC $309
ZYBXCC $193
ZYBXBB $193
ZYBXCCC $309

SPECIAL SERVICES

Special Carton Marking
With specially marked information N/C

Shipping
Ships **assembled, FOB High Point, NC 27263, freight prepaid.** Freight class 250.

Specifications and prices are subject to change without prior notice.

Zoetry® Benches
Bench, No Arm

Zoetry® Benches
Bench, No Arm

	MODEL	MODEL NUMBER Basic Model	Power & Location	Glide Option	Base Finish	Power Color	Upholstery Color	Thread Color	Table Finish	Edge Color (73P)	Approx. Packaged Weight	Grade C.O.M.	Grade C	Grade D	Grade E & C.O.L.	Grade F	Grade G	Grade H	Grade I	Grade J	Grade K	Grade L Leather	Grade M Leather
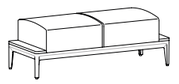 ZYBX	**Bench, 2 Standard Seats** • Upholstered seating, featuring 6" seat cushions • 8.5" die-cast leg • Extruded aluminum base • 4" laminate on ends, perfect for resting personal items • Field replaceable components • Non-contrast COM = 2 yds Overall Dimensions: • W=52" D=22" H=18"	ZYBXCC	□□□	□□	□□	□□	□□□	□□	□□	□□	73.0#	$ 2274	$ 2364	$ 2387	$ 2415	$ 2434	$ 2472	$ 2510	$ 2559	$ 2651	$ 2746	$ 2841	$ 3030
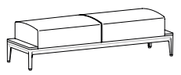 ZYBX	**Bench, 2 Bariatric Seats** • Upholstered seating, featuring 6" seat cushions • 8.5" die-cast leg • Extruded aluminum base • 4" laminate on ends, perfect for resting personal items • Field replaceable components • Non-contrast COM = 3 yds Overall Dimensions: • W=68" D=22" H=18"	ZYBXBB	□□□	□□	□□	□□	□□□	□□	□□	□□	92.0#	$ 2531	$ 2665	$ 2701	$ 2742	$ 2771	$ 2828	$ 2886	$ 2960	$ 3098	$ 3240	$ 3382	$ 3666
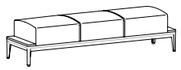 ZYBX	**Bench, 3 Standard Seats** • Upholstered seating, featuring 6" seat cushions • 8.5" die-cast leg • Extruded aluminum base • 4" laminate on ends, perfect for resting personal items • Field replaceable components • Non-contrast COM = 3 yds Overall Dimensions: • W=74" D=22" H=18"	ZYBXCCC	□□□	□□	□□	□□	□□□	□□	□□	□□	152.0#	$ 3162	$ 3297	$ 3332	$ 3375	$ 3404	$ 3459	$ 3517	$ 3592	$ 3729	$ 3871	$ 4014	$ 4298
		Ⓐ	Ⓑ	Ⓒ	Ⓓ	Ⓔ	Ⓕ	Ⓖ	Ⓗ	Ⓘ													

HOW TO ORDER

Indicate the following information on order form:
1. Quantity of each item.
2. Model number, including options. See "How To Build a Model Number".
3. Any special service required.

Note: • The □ indicates that a choice is required.
- The absence of the □ indicates that no choice is required.
- Alpha-numeric characters in place of □ indicate that no other alternatives are available.

HOW TO BUILD A MODEL NUMBER

Ⓐ Select basic model.

Ⓑ Select power & location.

M1C	- One Power Module, Centered; add $257
M1L	- One Power Module, Left-Facing; add $257
M1R	- One Power Module, Right-Facing; add $257
M2	- Two Power Modules; add $623
NP	- No power

M1C not available on 3 seat bench.

Ⓒ Select glide.

GFT	- Felt glides
GPL	- Plastic glides

Glides adjust 7/8"

Ⓓ Select base/leg finish.
Refer to the **Product Color Options** page in this price list.
Polished aluminum base/leg requires an upcharge. See FINISH INFORMATION.

Ⓔ Select power module color.

WPBL	- Black/Black Power Module
WPWH	- White/White Power Module

Ⓕ Select upholstery grade/color.
Refer to **ki.com/fabrics**

Ⓖ Select thread color.
Refer to the **Product Color Options** page in this price list.

Ⓗ Select laminate table finish.
Refer to the **Product Color Options** page in this price list.

Ⓘ Select 73P edge color.
Refer to the **Product Color Options** page in this price list.

NOTE
Ganging is not available on Zoetry product.

FINISH INFORMATION
Polished Aluminum Upcharge:

Benches:
ZYBNCC $193
ZYBNBB $193
ZYBNCCC $309
ZYBXCC $193
ZYBXBB $193
ZYBXCCC $309

SPECIAL SERVICES

Special Carton Marking
With specially marked information N/C

Shipping
Ships **assembled, FOB High Point, NC 27263, freight prepaid.** Freight class 250.

Specifications and prices are subject to change without prior notice.

Zoetry® Freestanding Occasional Tables
Technical Specifications - Freestanding Occasional Tables

Zoetry Freestanding Occasional Tables Overall Dimensions			
Model/Feature	A Overall Width	B Overall Depth	C Overall Height
ZYT2222T	22 1/4"	22 1/4"	15"
ZYT2222S	22 1/4"	22 1/4"	15"
ZYT2244T	44"	22 1/4"	15"
ZYT2244S	44"	22 1/4"	15"
ZYT3030T	30"	30"	15"
ZYT3030S	30"	30"	15"
ZYT3636T	36 1/4"	36 1/4"	15"
ZYT3636S	36 1/4"	36 1/4"	15"



End Table 22" x 22"
ZYT2222S
ZYT2222T

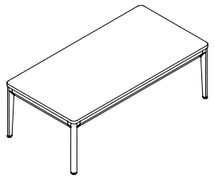

Cocktail Table 22" x 44"
ZYT2244S
ZYT2244T

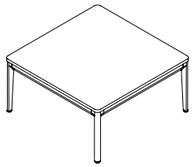

Cocktail Table 30" x 30"
ZYT3030S
ZYT3030T

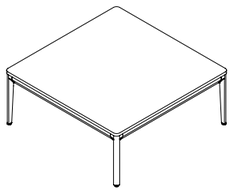

Cocktail Table 36" x 36"
ZYT3636S
ZYT3636T

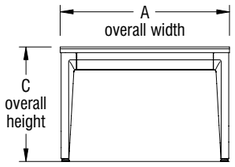

End Table
(front view)

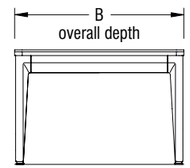

End Table
(side view)

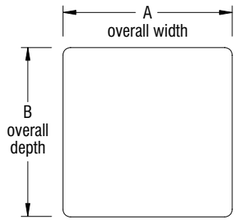

End Table
(top view)

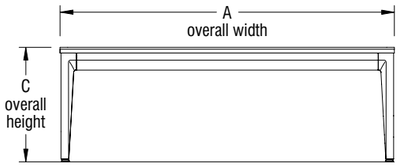

Cocktail Table
(front view)

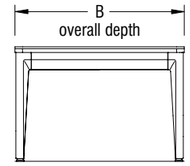

Cocktail Table
(side view)

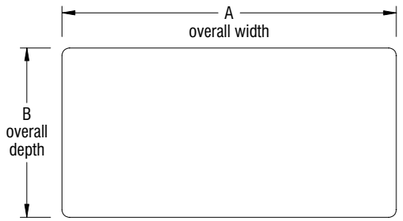

Cocktail Table
(top view)

Zoetry® Freestanding Occasional Tables
End Table

Zoetry® Freestanding Occasional Tables
End Table

	MODEL	MODEL NUMBER: Basic Model	Power & Location	Glide Option	Base Finish	Power Color	Table Finish	Edge Color (73P)	Approx. Packaged Weight	Delivered Pricing
 ZYT2	**Freestanding End Table, 22" x 22", Laminate** • Laminate table top • 14" die-cast aluminum leg • Extruded aluminum base • Power located in table surface, when power specified Overall Dimensions: • W=22" D=22" H=15"	ZYT2222T	□□□	□□	□□	□□	□□	□□	46.0#	$ 1152
 ZYT2	**Freestanding End Table, 22" x 22", Solid Surface** • Corian® Solid Surface table top • 14" die-cast aluminum leg • Extruded aluminum base • Power located in table surface, when power specified Overall Dimensions: • W=22" D=22" H=15"	ZYT2222S	□□□	□□	□□	□□			46.0#	$ 1580
		Ⓐ	Ⓑ	Ⓒ	Ⓓ	Ⓔ	Ⓕ	Ⓖ		

HOW TO ORDER

Indicate the following information on order form:
1. Quantity of each item.
2. Model number, including options. See "How To Build a Model Number".
3. Any special service required.

Note: • The □ indicates that a choice is required.
- The absence of the □ indicates that no choice is required.
- Alpha-numeric characters in place of □ indicate that no other alternatives are available.

HOW TO BUILD A MODEL NUMBER

Ⓐ Select basic model.

Ⓑ Select power & location.

NP	- No power
M1	- One Power Module; add $239

Ⓒ Select glide.

GFT	- Felt glides
GPL	- Plastic glides

Glides adjust 7/8"

Ⓓ Select base/leg finish.
Refer to the **Product Color Options** page in this price list.
Polished aluminum base/leg requires an upcharge. See FINISH INFORMATION.

Ⓔ Select power module color.

WPBL	- Black/Black Power Module
WPSL	- Silver/White Power Module
WPWH	- White/White Power Module

Ⓕ Select table finish.
Refer to the **Product Color Options** page in this price list.

Ⓖ Select 73P edge color.
Refer to the **Product Color Options** page in this price list.

NOTE

Solid surface color is always Corian® Glacier White.
Corian® is a DuPont brand.

FINISH INFORMATION

Polished Aluminum Upcharge:

All Freestanding Occasional Tables $112

SPECIAL SERVICES

Special Carton Marking

With specially marked information N/C

Shipping

Ships **assembled, FOB High Point, NC 27263, freight prepaid.** Freight class 250.

Specifications and prices are subject to change without prior notice.

Zoetry® Freestanding Occasional Tables
Cocktail Table

Zoetry® Freestanding Occasional Tables
Cocktail Table

MODEL	MODEL NUMBER: Basic Model	Power & Location Ⓑ	Glide Option Ⓒ	Base Finish Ⓓ	Power Color Ⓔ	Table Finish Ⓕ	Edge Color (73P) Ⓖ	Approx. Packaged Weight	Delivered Pricing
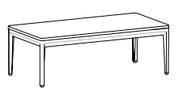 ZYT2 **Freestanding Cocktail Table, 22" x 44", Laminate** • Laminate table top • 14" die-cast aluminum leg • Extruded aluminum base • Power located in table surface, when power specified Overall Dimensions: • W=44" D=22" H=15"	ZYT2244T	□□□	□□	□□	□□	□□	□□	98.0#	$ 1428
 ZYT2 **Freestanding Cocktail Table, 22" x 44", Solid Surface** • Corian® Solid Surface table top • 14" die-cast aluminum leg • Extruded aluminum base • Power located in table surface, when power specified Overall Dimensions: • W=44" D=22" H=15"	ZYT2244S	□□□	□□	□□	□□			98.0#	$ 1963

Ⓐ Ⓑ Ⓒ Ⓓ Ⓔ Ⓕ Ⓖ

HOW TO ORDER

Indicate the following information on order form:
1. Quantity of each item.
2. Model number, including options. See "How To Build a Model Number".
3. Any special service required.

Note: • The □ indicates that a choice is required.
• The absence of the □ indicates that no choice is required.
• Alpha-numeric characters in place of □ indicate that no other alternatives are available.

HOW TO BUILD A MODEL NUMBER

Ⓐ Select basic model.

Ⓑ Select power & location.

NP	- No power
M1	- One Power Module; add $239

Ⓒ Select glide.

GFT	- Felt glides
GPL	- Plastic glides

Glides adjust 7/8"

Ⓓ Select base/leg finish.
Refer to the **Product Color Options** page in this price list.
Polished aluminum base/leg requires an upcharge. See FINISH INFORMATION.

Ⓔ Select power module color.

WPBL	- Black/Black Power Module
WPSL	- Silver/White Power Module
WPWH	- White/White Power Module

Ⓕ Select laminate table finish.
Refer to the **Product Color Options** page in this price list.

Ⓖ Select 73P edge color.
Refer to the **Product Color Options** page in this price list.

NOTE

Solid surface color is always Corian® Glacier White.
Corian® is a DuPont brand.

FINISH INFORMATION

Polished Aluminum Upcharge:

All Freestanding Occasional Tables $112

SPECIAL SERVICES

Special Carton Marking

With specially marked information N/C

Shipping

Ships **assembled, FOB High Point, NC 27263, freight prepaid.** Freight class 250.

Specifications and prices are subject to change without prior notice.

Zoetry® Freestanding Occasional Tables
Cocktail Table

Zoetry® Freestanding Occasional Tables
Cocktail Table

	MODEL	MODEL NUMBER: Basic Model	Power & Location	Glide Option	Base Finish	Power Color	Table Finish	Edge Color (73P)	Approx. Packaged Weight	Delivered Pricing
 ZYT3	**Freestanding Cocktail Table, 30" x 30", Laminate** • Laminate table top • 14" die-cast aluminum leg • Extruded aluminum base • Power located in table surface, when power specified Overall Dimensions: • W=30" D=30" H=15"	ZYT3030T	□□□	□□	□□	□□	□□	□□	80.0#	$ 1439
 ZYT3	**Freestanding Cocktail Table, 30" x 30", Solid Surface** • Corian® Solid Surface table top • 14" die-cast aluminum leg • Extruded aluminum base • Power located in table surface, when power specified Overall Dimensions: • W=30" D=30" H=15"	ZYT3030S	□□□	□□	□□	□□			80.0#	$ 2032
		Ⓐ	Ⓑ	Ⓒ	Ⓓ	Ⓔ	Ⓕ	Ⓖ		

HOW TO ORDER

Indicate the following information on order form:
1. Quantity of each item.
2. Model number, including options. See "How To Build a Model Number".
3. Any special service required.

Note: • The □ indicates that a choice is required.
• The absence of the □ indicates that no choice is required.
• Alpha-numeric characters in place of □ indicate that no other alternatives are available.

HOW TO BUILD A MODEL NUMBER

Ⓐ Select basic model.

Ⓑ Select power & location.

NP	- No power
M1	- One Power Module; add $239

Ⓒ Select glide.

GFT	- Felt glides
GPL	- Plastic glides

Glides adjust 7/8"

Ⓓ Select base/leg finish.
Refer to the **Product Color Options** page in this price list.
Polished aluminum base/leg requires an upcharge. See FINISH INFORMATION.

Ⓔ Select power module color.

WPBL	- Black/Black Power Module
WPSL	- Silver/White Power Module
WPWH	- White/White Power Module

Ⓕ Select laminate table finish.
Refer to the **Product Color Options** page in this price list.

Ⓖ Select 73P edge color.
Refer to the **Product Color Options** page in this price list.

NOTE

Solid surface color is always Corian® Glacier White.
Corian® is a DuPont brand.

FINISH INFORMATION

Polished Aluminum Upcharge:

All Freestanding Occasional Tables $112

SPECIAL SERVICES

Special Carton Marking

With specially marked information N/C

Shipping

Ships **assembled, FOB High Point, NC 27263, freight prepaid.** Freight class 250.

Specifications and prices are subject to change without prior notice.

Zoetry® Freestanding Occasional Tables
Cocktail Table

Zoetry® Freestanding Occasional Tables
Cocktail Table

	MODEL	MODEL NUMBER: Basic Model	Power & Location	Glide Option	Base Finish	Power Color	Table Finish	Edge Color (73P)	Approx. Packaged Weight	Delivered Pricing
 ZYT3	**Freestanding Cocktail Table, 36" x 36", Laminate** • Laminate table top • 14" die-cast aluminum leg • Extruded aluminum base • Power located in table surface, when power specified Overall Dimensions: • W=36" D=36" H=15"	ZYT3636T	□□□	□□	□□	□□	□□	□□	85.0#	$ 1626
 ZYT3	**Freestanding Cocktail Table, 36" x 36", Solid Surface** • Corian® Solid Surface table top • 14" die-cast aluminum leg • Extruded aluminum base • Power located in table surface, when power specified Overall Dimensions: • W=36" D=36" H=15"	ZYT3636S	□□□	□□	□□	□□			85.0#	$ 2428
		Ⓐ	Ⓑ	Ⓒ	Ⓓ	Ⓔ	Ⓕ	Ⓖ		

HOW TO ORDER

Indicate the following information on order form:
1. Quantity of each item.
2. Model number, including options. See "How To Build a Model Number".
3. Any special service required.

Note: • The □ indicates that a choice is required.
• The absence of the □ indicates that no choice is required.
• Alpha-numeric characters in place of □ indicate that no other alternatives are available.

HOW TO BUILD A MODEL NUMBER

Ⓐ Select basic model.

Ⓑ Select power & location.

NP	- No power
M1	- One Power Module; add $239

Ⓒ Select glide.

GFT	- Felt glides
GPL	- Plastic glides

Glides adjust 7/8"

Ⓓ Select base/leg finish.
Refer to the **Product Color Options** page in this price list.
Polished aluminum base/leg requires an upcharge. See FINISH INFORMATION.

Ⓔ Select power module color.

WPBL	- Black/Black Power Module
WPSL	- Silver/White Power Module
WPWH	- White/White Power Module

Ⓕ Select laminate table finish.
Refer to the **Product Color Options** page in this price list.

Ⓖ Select 73P edge color.
Refer to the **Product Color Options** page in this price list.

NOTE

Solid surface color is always Corian® Glacier White.
Corian® is a DuPont brand.

FINISH INFORMATION

Polished Aluminum Upcharge:

All Freestanding Occasional Tables $112

SPECIAL SERVICES

Special Carton Marking

With specially marked information N/C

Shipping

Ships **assembled, FOB High Point, NC 27263, freight prepaid.** Freight class 250.

Specifications and prices are subject to change without prior notice.

1330 Bellevue Street
P.O. Box 8100
Green Bay, WI 54308-8100
800.424.2432
ki.com

KI and Furnishing Knowledge are registered
trademarks of Krueger International, Inc.

© 2022 Krueger International, Inc.
All Rights Reserved.
Code KI-PLW-000516/KI/PDF

Furnishing Knowledge®

NEW YORK AFFTON MODEL PRICE LIST

Date: 8/1/2022

AFFTON

GUEST CHAIR - OPEN ARM

AFFT/1901KD ***Affton KD Open Arm Guest Chair***
PAC / WAC ***Poly Black Arm Cap / Wood Arm Caps***
FG, NG, PG, RG ***Glides***
MMA / XXX ***MMA=Kensington Maple Finish / XXX=All Other Standard Finishes***
FAMILY NAME: ***AFFT***

Model Number	Description	Price
AFFT/1901KD/PAC/FG/MMA	Guest Chair-Open Arm Felt Glds Poly Armcaps Kensington Maple	$646.40
AFFT/1901KD/PAC/FG/XXX	Guest Chair-Open Arm Felt Glds Poly Armcaps Stnd Wood Finish	$585.80
AFFT/1901KD/PAC/NG/MMA	Guest Chair-Open Arm Nylon Glds Poly Armcaps Kensington Maple	$646.40
AFFT/1901KD/PAC/NG/XXX	Guest Chair-Open Arm Nylon Glds Poly Armcaps Stnd Wood Finish	$585.80
AFFT/1901KD/PAC/PG/MMA	Guest Chair-Open Arm Poly Glds Poly Armcaps Kensington Maple	$646.40
AFFT/1901KD/PAC/PG/XXX	Guest Chair-Open Arm Poly Glds Poly Armcaps Stnd Wood Finish	$585.80
AFFT/1901KD/PAC/RG/MMA	Guest Chair-Open Arm RubberGlds Poly Armcaps KensingtonMaple	$646.40
AFFT/1901KD/PAC/RG/XXX	Guest Chair-Open Arm RubberGlds Poly Armcaps Stnd WoodFinish	$585.80
AFFT/1901KD/WAC/FG/MMA	Guest Chair-Open Arm Felt Glds Wood Armcaps Kensington Maple	$626.20
AFFT/1901KD/WAC/FG/XXX	Guest Chair-Open Arm Felt Glds Wood Armcaps Stnd Wood Finish	$565.60
AFFT/1901KD/WAC/NG/MMA	Guest Chair-Open Arm Nylon Glds WoodArmcaps Kensington Maple	$626.20
AFFT/1901KD/WAC/NG/XXX	Guest Chair-Open Arm Nylon Glds Wood Armcaps Stnd Wood Finish	$565.60
AFFT/1901KD/WAC/PG/MMA	Guest Chair-Open Arm Poly Glds Wood Armcaps Kensington Maple	$626.20
AFFT/1901KD/WAC/PG/XXX	Guest Chair-Open Arm Poly Glds Wood Armcaps Stnd Wood Finish	$565.60
AFFT/1901KD/WAC/RG/MMA	Guest Chair-Open Arm RubberGlds WoodArmcaP KensingtonMaple	$626.20
AFFT/1901KD/WAC/RG/XXX	Guest Chair-Open Arm RubberGlds WoodArmcaps Stnd WoodFinish	$565.60

GUEST CHAIR - CLOSED ARM

AFFT/1911KD ***Affton KD Closed Arm Guest Chair***
PAC / WAC ***Poly Black Arm Cap / Wood Arm Caps***
FG, NG, PG, RG ***Glides***
MMA / XXX ***MMA=Kensington Maple Finish / XXX=All Other Standard Finishes***
FAMILY NAME: ***AFFT***

Model Number	Description	Price
AFFT/1911KD/PAC/FG/MMA	Guest Chair-ClosedArm Felt Glds Poly Armcaps Kensington Maple	$705.00
AFFT/1911KD/PAC/FG/XXX	Guest Chair-ClosedArm Felt Glds Poly Armcaps Stnd Wood Finish	$645.00
AFFT/1911KD/PAC/NG/MMA	Guest Chair-ClosedArm Nylon Glds Poly Armcaps Kensington Maple	$705.00
AFFT/1911KD/PAC/NG/XXX	Guest Chair-ClosedArm Nylon Glds Poly Armcaps Stnd Wood Finish	$645.00
AFFT/1911KD/PAC/PG/MMA	Guest Chair-ClosedArm Poly Glds Poly Armcaps Kensington Maple	$705.00
AFFT/1911KD/PAC/PG/XXX	Guest Chair-ClosedArm Poly Glds Poly Armcaps Stnd Wood Finish	$645.00
AFFT/1911KD/PAC/RG/MMA	Guest Chair-ClosedArm RubberGlds Poly Armcap KensingtonMaple	$705.00
AFFT/1911KD/PAC/RG/XXX	Guest Chair-ClosedArm RubberGlds Poly Armcaps Stnd WoodFinish	$645.00
AFFT/1911KD/WAC/FG/MMA	Guest Chair-ClosedArm Felt Glds Wood Armcaps Kensington Maple	$685.00
AFFT/1911KD/WAC/FG/XXX	Guest Chair-ClosedArm Felt Glds Wood Armcaps Stnd Wood Finish	$625.00
AFFT/1911KD/WAC/NG/MMA	Guest Chair-ClosedArm Nylon Glds WoodArmcap KensingtonMaple	$685.00
AFFT/1911KD/WAC/NG/XXX	Guest Chair-ClosedArm Nylon Glds WoodArmcaps Stnd WoodFinish	$625.00
AFFT/1911KD/WAC/PG/MMA	Guest Chair-ClosedArm Poly Glds Wood Armcaps Kensington Maple	$685.00
AFFT/1911KD/WAC/PG/XXX	Guest Chair-ClosedArm Poly Glds Wood Armcaps Stnd Wood Finish	$625.00
AFFT/1911KD/WAC/RG/MMA	Guest Chair-ClosedArmRubberGlds WoodArmcap KensingtonMaple	$685.00
AFFT/1911KD/WAC/RG/XXX	Guest Chair-ClosedArm RubberGlds WoodArmcaps Std WoodFinish	$625.00

NEW YORK AFFTON MODEL PRICE LIST

Date: 8/1/2022

GUEST CHAIR - ARMLESS

AFFT/1901AKD ***Affton KD Armless Guest Chair***
FG, NG, PG, RG ***Glides***
MMA / XXX ***MMA=Kensington Maple Finish / XXX=All Other Standard Finishes***
FAMILY NAME: ***AFFT***

Model Number	Description	Price
AFFT/1901AKD/FG/MMA	Guest Chair-Armless Felt Glides Kensington Maple Finish	$606.00
AFFT/1901AKD/FG/XXX	Guest Chair-Armless Felt Glides Standard Wood Finish	$545.40
AFFT/1901AKD/NG/MMA	Guest Chair-Armless Nylon Glides Kensington Maple Finish	$606.00
AFFT/1901AKD/NG/XXX	Guest Chair-Armless Nylon Glides Standard Wood Finish	$545.40
AFFT/1901AKD/PG/MMA	Guest Chair-Armless Poly Glides Kensington Maple Finish	$606.00
AFFT/1901AKD/PG/XXX	Guest Chair-Armless Poly Glides Standard Wood Finish	$545.40
AFFT/1901AKD/RG/MMA	Guest Chair-Armless Rubber Glides Kensington Maple Finish	$606.00
AFFT/1901AKD/RG/XXX	Guest Chair-Armless Rubber Glides Standard Wood Finish	$545.40

BARIATRIC CHAIR - OPEN ARM

AFFT/AOCLKD ***Affton KD Open Arm Bariatric Chair***
PAC / WAC ***Poly Black Arm Cap / Wood Arm Caps***
FG, NG, PG, RG ***Glides***
MMA / XXX ***MMA=Kensington Maple Finish / XXX=All Other Standard Finishes***
FAMILY NAME: ***AFFT***

Model Number	Description	Price
AFFT/AOCLKD/PAC/FG/MMA	Bariatric Chr-Open Arm Felt Glds Poly Armcaps Kensington Maple	$820.00
AFFT/AOCLKD/PAC/FG/XXX	Bariatric Chr-Open Arm Felt Glds Poly Armcaps Stnd Wood Finish	$760.00
AFFT/AOCLKD/PAC/NG/MMA	Bariatric Chr-Open Arm Nylon Glds Poly Armcaps Kensington Maple	$820.00
AFFT/AOCLKD/PAC/NG/XXX	Bariatric Chr-Open Arm Nylon Glds Poly Armcaps Stnd Wood Finish	$760.00
AFFT/AOCLKD/PAC/PG/MMA	Bariatric Chr-Open Arm Poly Glds Poly Armcaps Kensington Maple	$820.00
AFFT/AOCLKD/PAC/PG/XXX	Bariatric Chr-Open Arm Poly Glds Poly Armcaps Stnd Wood Finish	$760.00
AFFT/AOCLKD/PAC/RG/MMA	Bariatric Chr-Open Arm RubberGlds Poly Armcap KensingtonMaple	$820.00
AFFT/AOCLKD/PAC/RG/XXX	Bariatric Chr-Open Arm RubberGlds Poly Armcaps Stnd WoodFinish	$760.00
AFFT/AOCLKD/WAC/FG/MMA	Bariatric Chr-Open Arm Felt Glds Wood Armcaps Kensington Maple	$800.00
AFFT/AOCLKD/WAC/FG/XXX	Bariatric Chr-Open Arm Felt Glds Wood Armcaps Stnd Wood Finish	$740.00
AFFT/AOCLKD/WAC/NG/MMA	Bariatric Chr-OpenArm Nylon Glds Wood Armcaps KensingtonMaple	$800.00
AFFT/AOCLKD/WAC/NG/XXX	Bariatric Chr-OpenArm Nylon Glds Wood Armcaps Stnd Wood Finish	$740.00
AFFT/AOCLKD/WAC/PG/MMA	Bariatric Chr-Open Arm Poly Glds Wood Armcaps Kensington Maple	$800.00
AFFT/AOCLKD/WAC/PG/XXX	Bariatric Chr-Open Arm Poly Glds Wood Armcaps Stnd Wood Finish	$740.00
AFFT/AOCLKD/WAC/RG/MMA	Bariatric Chr-OpenArm RubberGlds WoodArmcap KensingtonMaple	$800.00
AFFT/AOCLKD/WAC/RG/XXX	Bariatric Chr-OpenArm RubberGlds WoodArmcaps Stnd WoodFinish	$740.00

BARIATRIC CHAIR - CLOSED ARM

AFFT/APCLKD ***Affton KD Closed Arm Bariatric Chair***
PAC / WAC ***Poly Black Arm Cap / Wood Arm Caps***
FG, NG, PG, RG ***Glides***
MMA / XXX ***MMA=Kensington Maple Finish / XXX=All Other Standard Finishes***
FAMILY NAME: ***AFFT***

Model Number	Description	Price
AFFT/APCLKD/PAC/FG/MMA	Bariatric Chr-ClosedArm Felt Glds Poly Armcaps Kensington Maple	$970.00
AFFT/APCLKD/PAC/FG/XXX	Bariatric Chr-ClosedArm Felt Glds Poly Armcaps Stnd Wood Finish	$910.00
AFFT/APCLKD/PAC/NG/MMA	Bariatric Chr-ClosedArm Nylon Glds PolyArmcaps Kensington Maple	$970.00
AFFT/APCLKD/PAC/NG/XXX	Bariatric Chr-ClosedArm Nylon Glds Poly Armcaps Stnd Wood Finish	$910.00
AFFT/APCLKD/PAC/PG/MMA	Bariatric Chr-ClosedArm Poly Glds Poly Armcaps Kensington Maple	$970.00
AFFT/APCLKD/PAC/PG/XXX	Bariatric Chr-ClosedArm Poly Glds Poly Armcaps Stnd Wood Finish	$910.00
AFFT/APCLKD/PAC/RG/MMA	Bariatric Chr-ClosedArm RubberGlds PolyArmcap KensingtonMaple	$970.00
AFFT/APCLKD/PAC/RG/XXX	Bariatric Chr-ClosedArm RubberGlds Poly ArmcapsStnd WoodFinish	$910.00
AFFT/APCLKD/WAC/FG/MMA	Bariatric Chr-ClosedArm Felt Glds Wood Armcaps Kensington Maple	$920.00
AFFT/APCLKD/WAC/FG/XXX	Bariatric Chr-ClosedArm Felt Glds Wood Armcaps Stnd Wood Finish	$860.00

NEW YORK AFFTON MODEL PRICE LIST

Date: 8/1/2022

AFFT/APCLKD/WAC/NG/MMA	Bariatric Chr-ClosedArm NylonGlds WoodArmcap Kensington Maple	$920.00
AFFT/APCLKD/WAC/NG/XXX	Bariatric Chr-ClosedArm NylonGlds WoodArmcap Stnd Wood Finish	$860.00
AFFT/APCLKD/WAC/PG/MMA	Bariatric Chr-ClosedArm Poly Glds WoodArmcaps Kensington Maple	$920.00
AFFT/APCLKD/WAC/PG/XXX	Bariatric Chr-ClosedArm Poly Glds Wood Armcaps Stnd Wood Finish	$860.00
AFFT/APCLKD/WAC/RG/MMA	Bariatric Chr-ClosedArm RbrGlds WoodArmcaps KensingtonMaple	$920.00
AFFT/APCLKD/WAC/RG/XXX	Bariatric Chr-ClosedArm RbrGlds WoodArmcaps Stnd WoodFinish	$860.00

NEW YORK ACCLIMATE MODEL PRICE LIST

Date: 8/1/2022

SCREENS (FG)

Model Number	Description	Price
ATS32454FHC/CP/2C1/XX	24x54 Screen,FH Core,3-Pt Base,Fluted Core,2 Cstrs	$313.11
ATS32454FHC/CP/3CW/XX	24x54 Screen,FH Core,3-Pt Base,Fluted Core,3 Cstrs	$313.11
ATS32454FHC/CP/3GB/XX	24x54 Screen,FH Core,3-Pt Base,Fluted Core,3 Glds	$313.11
ATS32454FHC/FB/2C1/XX	24x54 Screen,FH Core,3-Pt Base,TackBrd Core,2 Cstrs	$317.52
ATS32454FHC/FB/3CW/XX	24x54 Screen,FH Core,3-Pt Base,TackBrd Core,3 Cstrs	$317.52
ATS32454FHC/FB/3GB/XX	24x54 Screen,FH Core,3-Pt Base,TackBrd Core,3 Glds	$317.52
ATS32454FHC/MB/2C1/XX	24x54 Screen,FH Core,3-Pt Base,MrkrBrd Core,2 Cstrs	$315.32
ATS32454FHC/MB/3CW/XX	24x54 Screen,FH Core,3-Pt Base,MrkrBrd Core,3 Cstrs	$315.32
ATS32454FHC/MB/3GB/XX	24x54 Screen,FH Core,3-Pt Base,MrkrBrd Core,3 Glds	$315.32
ATS32466FHC/CP/2C1/XX	24x66 Screen,FH Core,3-Pt Base,Fluted Core,2 Cstrs	$315.32
ATS32466FHC/CP/3CW/XX	24x66 Screen,FH Core,3-Pt Base,Fluted Core,3 Cstrs	$315.32
ATS32466FHC/CP/3GB/XX	24x66 Screen,FH Core,3-Pt Base,Fluted Core,3 Glds	$315.32
ATS32466FHC/FB/2C1/XX	24x66 Screen,FH Core,3-Pt Base,TackBrd Core,2 Cstrs	$319.73
ATS32466FHC/FB/3CW/XX	24x66 Screen,FH Core,3-Pt Base,TackBrd Core,3 Cstrs	$319.73
ATS32466FHC/FB/3GB/XX	24x66 Screen,FH Core,3-Pt Base,TackBrd Core,3 Glds	$319.73
ATS32466FHC/MB/2C1/XX	24x66 Screen,FH Core,3-Pt Base,MrkrBrd Core,2 Cstrs	$317.52
ATS32466FHC/MB/3CW/XX	24x66 Screen,FH Core,3-Pt Base,MrkrBrd Core,3 Cstrs	$317.52
ATS32466FHC/MB/3GB/XX	24x66 Screen,FH Core,3-Pt Base,MrkrBrd Core,3 Glds	$317.52
ATS33054FHC/CP/2C1/XX	30x54 Screen,FH Core,3-Pt Base,Fluted Core,2 Cstrs	$336.26
ATS33054FHC/CP/3CW/XX	30x54 Screen,FH Core,3-Pt Base,Fluted Core,3 Cstrs	$336.26
ATS33054FHC/CP/3GB/XX	30x54 Screen,FH Core,3-Pt Base,Fluted Core,3 Glds	$336.26
ATS33054FHC/FB/2C1/XX	30x54 Screen,FH Core,3-Pt Base,TackBrd Core,2 Cstrs	$340.67
ATS33054FHC/FB/3CW/XX	30x54 Screen,FH Core,3-Pt Base,TackBrd Core,3 Cstrs	$340.67
ATS33054FHC/FB/3GB/XX	30x54 Screen,FH Core,3-Pt Base,TackBrd Core,3 Glds	$340.67
ATS33054FHC/MB/2C1/XX	30x54 Screen,FH Core,3-Pt Base,MrkrBrd Core,2 Cstrs	$338.47
ATS33054FHC/MB/3CW/XX	30x54 Screen,FH Core,3-Pt Base,MrkrBrd Core,3 Cstrs	$338.47
ATS33054FHC/MB/3GB/XX	30x54 Screen,FH Core,3-Pt Base,MrkrBrd Core,3 Glds	$338.47
ATS33066FHC/CP/2C1/XX	30x66 Screen,FH Core,3-Pt Base,Fluted Core,2 Cstrs	$337.37
ATS33066FHC/CP/3CW/XX	30x66 Screen,FH Core,3-Pt Base,Fluted Core,3 Cstrs	$337.37
ATS33066FHC/CP/3GB/XX	30x66 Screen,FH Core,3-Pt Base,Fluted Core,3 Glds	$337.37
ATS33066FHC/FB/2C1/XX	30x66 Screen,FH Core,3-Pt Base,TackBrd Core,2 Cstrs	$342.88
ATS33066FHC/FB/3CW/XX	30x66 Screen,FH Core,3-Pt Base,TackBrd Core,3 Cstrs	$342.88
ATS33066FHC/FB/3GB/XX	30x66 Screen,FH Core,3-Pt Base,TackBrd Core,3 Glds	$342.88
ATS33066FHC/MB/2C1/XX	30x66 Screen,FH Core,3-Pt Base,MrkrBrd Core,2 Cstrs	$340.67
ATS33066FHC/MB/3CW/XX	30x66 Screen,FH Core,3-Pt Base,MrkrBrd Core,3 Cstrs	$340.67
ATS33066FHC/MB/3GB/XX	30x66 Screen,FH Core,3-Pt Base,MrkrBrd Core,3 Glds	$340.67

Model Number	Description	Price
ATS42454FHC/CP/4CW/XX	24x54 Screen,FH Core,4-Pt Base,Fluted Core,4 Cstrs	$321.93
ATS42454FHC/CP/4GB/XX	24x54 Screen,FH Core,4-Pt Base,Fluted Core,4 Glds	$321.93
ATS42454FHC/CP/4MW/XX	24x54 Screen,FH Core,4-Pt Base,Fluted Core,2 Cstr 2 GL	$321.93
ATS42454FHC/FB/4CW/XX	24x54 Screen,FH Core,4-Pt Base,TackBrd Core,4 Cstrs	$326.34
ATS42454FHC/FB/4GB/XX	24x54 Screen,FH Core,4-Pt Base,TackBrd Core,4 Glds	$326.34
ATS42454FHC/FB/4MW/XX	24x54 Screen,FH Core,4-Pt Base,TackBrd Core,2 Cstr 2 GL	$326.34
ATS42454FHC/MB/4CW/XX	24x54 Screen,FH Core,4-Pt Base,MrkrBrd Core,4 Cstrs	$325.24
ATS42454FHC/MB/4GB/XX	24x54 Screen,FH Core,4-Pt Base,MrkrBrd Core,4 Glds	$325.24
ATS42454FHC/MB/4MW/XX	24x54 Screen,FH Core,4-Pt Base,MrkrBrd Core,2 Cstr 2 GL	$325.24
ATS42466FHC/CP/4CW/XX	24x66 Screen,FH Core,4-Pt Base,Fluted Core,4 Cstrs	$324.14

NEW YORK ACCLIMATE MODEL PRICE LIST

Date: 8/1/2022

ATS42466FHC/CP/4GB/XX	24x66 Screen,FH Core,4-Pt Base,Fluted Core,4 Glds	$324.14
ATS42466FHC/CP/4MW/XX	24x66 Screen,FH Core,4-Pt Base,Fluted Core,2 Cstr 2 GL	$324.14
ATS42466FHC/FB/4CW/XX	24x66 Screen,FH Core,4-Pt Base,TackBrd Core,4 Cstrs	$327.44
ATS42466FHC/FB/4GB/XX	24x66 Screen,FH Core,4-Pt Base,TackBrd Core,4 Glds	$327.44
ATS42466FHC/FB/4MW/XX	24x66 Screen,FH Core,4-Pt Base,TackBrd Core,2 Cstr 2 GL	$327.44
ATS42466FHC/MB/4CW/XX	24x66 Screen,FH Core,4-Pt Base,MrkrBrd Core,4 Cstrs	$326.34
ATS42466FHC/MB/4GB/XX	24x66 Screen,FH Core,4-Pt Base,MrkrBrd Core,4 Glds	$326.34
ATS42466FHC/MB/4MW/XX	24x66 Screen,FH Core,4-Pt Base,MrkrBrd Core,2 Cstr 2 GL	$326.34
ATS43054FHC/CP/4CW/XX	30x54 Screen,FH Core,4-Pt Base,Fluted Core,4 Cstrs	$343.98
ATS43054FHC/CP/4GB/XX	30x54 Screen,FH Core,4-Pt Base,Fluted Core,4 Glds	$343.98
ATS43054FHC/CP/4MW/XX	30x54 Screen,FH Core,4-Pt Base,Fluted Core,2 Cstr 2 GL	$343.98
ATS43054FHC/FB/4CW/XX	30x54 Screen,FH Core,4-Pt Base,TackBrd Core,4 Cstrs	$348.39
ATS43054FHC/FB/4GB/XX	30x54 Screen,FH Core,4-Pt Base,TackBrd Core,4 Glds	$348.39
ATS43054FHC/FB/4MW/XX	30x54 Screen,FH Core,4-Pt Base,TackBrd Core,2 Cstr 2 GL	$348.39
ATS43054FHC/MB/4CW/XX	30x54 Screen,FH Core,4-Pt Base,MrkrBrd Core,4 Cstrs	$347.29
ATS43054FHC/MB/4GB/XX	30x54 Screen,FH Core,4-Pt Base,MrkrBrd Core,4 Glds	$347.29
ATS43054FHC/MB/4MW/XX	30x54 Screen,FH Core,4-Pt Base,MrkrBrd Core,2 Cstr 2 GL	$347.29
ATS43066FHC/CP/4CW/XX	30x66 Screen,FH Core,4-Pt Base,Fluted Core,4 Cstrs	$345.08
ATS43066FHC/CP/4GB/XX	30x66 Screen,FH Core,4-Pt Base,Fluted Core,4 Glds	$345.08
ATS43066FHC/CP/4MW/XX	30x66 Screen,FH Core,4-Pt Base,Fluted Core,2 Cstr 2 GL	$345.08
ATS43066FHC/FB/4CW/XX	30x66 Screen,FH Core,4-Pt Base,TackBrd Core,4 Cstrs	$350.60
ATS43066FHC/FB/4GB/XX	30x66 Screen,FH Core,4-Pt Base,TackBrd Core,4 Glds	$350.60
ATS43066FHC/FB/4MW/XX	30x66 Screen,FH Core,4-Pt Base,TackBrd Core,2 Cstr 2 GL	$350.60
ATS43066FHC/MB/4CW/XX	30x66 Screen,FH Core,4-Pt Base,MrkrBrd Core,4 Cstrs	$349.49
ATS43066FHC/MB/4GB/XX	30x66 Screen,FH Core,4-Pt Base,MrkrBrd Core,4 Glds	$349.49
ATS43066FHC/MB/4MW/XX	30x66 Screen,FH Core,4-Pt Base,MrkrBrd Core,2 Cstr 2 GL	$349.49
ATS43654FHC/CP/4CW/XX	36x54 Screen,FH Core,4-Pt Base,Fluted Core,4 Cstrs	$359.42
ATS43654FHC/CP/4GB/XX	36x54 Screen,FH Core,4-Pt Base,Fluted Core,4 Glds	$359.42
ATS43654FHC/CP/4MW/XX	36x54 Screen,FH Core,4-Pt Base,Fluted Core,2 Cstr 2 GL	$359.42
ATS43654FHC/FB/4CW/XX	36x54 Screen,FH Core,4-Pt Base,TackBrd Core,4 Cstrs	$362.72
ATS43654FHC/FB/4GB/XX	36x54 Screen,FH Core,4-Pt Base,TackBrd Core,4 Glds	$362.72
ATS43654FHC/FB/4MW/XX	36x54 Screen,FH Core,4-Pt Base,TackBrd Core,2 Cstr 2 GL	$362.72
ATS43654FHC/MB/4CW/XX	36x54 Screen,FH Core,4-Pt Base,MrkrBrd Core,4 Cstrs	$361.62
ATS43654FHC/MB/4GB/XX	36x54 Screen,FH Core,4-Pt Base,MrkrBrd Core,4 Glds	$361.62
ATS43654FHC/MB/4MW/XX	36x54 Screen,FH Core,4-Pt Base,MrkrBrd Core,2 Cstr 2 GL	$361.62
ATS43666FHC/CP/4CW/XX	36x66 Screen,FH Core,4-Pt Base,Fluted Core,4 Cstrs	$369.34
ATS43666FHC/CP/4GB/XX	36x66 Screen,FH Core,4-Pt Base,Fluted Core,4 Glds	$369.34
ATS43666FHC/CP/4MW/XX	36x66 Screen,FH Core,4-Pt Base,Fluted Core,2 Cstr 2 GL	$369.34
ATS43666FHC/FB/4CW/XX	36x66 Screen,FH Core,4-Pt Base,TackBrd Core,4 Cstrs	$374.85
ATS43666FHC/FB/4GB/XX	36x66 Screen,FH Core,4-Pt Base,TackBrd Core,4 Glds	$374.85
ATS43666FHC/FB/4MW/XX	36x66 Screen,FH Core,4-Pt Base,TackBrd Core,2 Cstr 2 GL	$374.85
ATS43666FHC/MB/4CW/XX	36x66 Screen,FH Core,4-Pt Base,MrkrBrd Core,4 Cstrs	$373.75
ATS43666FHC/MB/4GB/XX	36x66 Screen,FH Core,4-Pt Base,MrkrBrd Core,4 Glds	$373.75
ATS43666FHC/MB/4MW/XX	36x66 Screen,FH Core,4-Pt Base,MrkrBrd Core,2 Cstr 2 GL	$373.75
ATS44254FHC/CP/4CW/XX	42x54 Screen,FH Core,4-Pt Base,Fluted Core,4 Cstrs	$375.95
ATS44254FHC/CP/4GB/XX	42x54 Screen,FH Core,4-Pt Base,Fluted Core,4 Glds	$375.95
ATS44254FHC/CP/4MW/XX	42x54 Screen,FH Core,4-Pt Base,Fluted Core,2 Cstr 2 GL	$375.95
ATS44254FHC/FB/4CW/XX	42x54 Screen,FH Core,4-Pt Base,TackBrd Core,4 Cstrs	$379.26
ATS44254FHC/FB/4GB/XX	42x54 Screen,FH Core,4-Pt Base,TackBrd Core,4 Glds	$379.26
ATS44254FHC/FB/4MW/XX	42x54 Screen,FH Core,4-Pt Base,TackBrd Core,2 Cstr 2 GL	$379.26
ATS44254FHC/MB/4CW/XX	42x54 Screen,FH Core,4-Pt Base,MrkrBrd Core,4 Cstrs	$378.16
ATS44254FHC/MB/4GB/XX	42x54 Screen,FH Core,4-Pt Base,MrkrBrd Core,4 Glds	$378.16
ATS44254FHC/MB/4MW/XX	42x54 Screen,FH Core,4-Pt Base,MrkrBrd Core,2 Cstr 2 GL	$378.16
ATS44266FHC/CP/4CW/XX	42x66 Screen,FH Core,4-Pt Base,Fluted Core,4 Cstrs	$383.67
ATS44266FHC/CP/4GB/XX	42x66 Screen,FH Core,4-Pt Base,Fluted Core,4 Glds	$383.67
ATS44266FHC/CP/4MW/XX	42x66 Screen,FH Core,4-Pt Base,Fluted Core,2 Cstr 2 GL	$383.67
ATS44266FHC/FB/4CW/XX	42x66 Screen,FH Core,4-Pt Base,TackBrd Core,4 Cstrs	$386.98
ATS44266FHC/FB/4GB/XX	42x66 Screen,FH Core,4-Pt Base,TackBrd Core,4 Glds	$386.98

ATS44266FHC/FB/4MW/XX	42x66 Screen,FH Core,4-Pt Base,TackBrd Core,2 Cstr 2 GL	$386.98
ATS44266FHC/MB/4CW/XX	42x66 Screen,FH Core,4-Pt Base,MrkrBrd Core,4 Cstrs	$386.98
ATS44266FHC/MB/4GB/XX	42x66 Screen,FH Core,4-Pt Base,MrkrBrd Core,4 Glds	$386.98
ATS44266FHC/MB/4MW/XX	42x66 Screen,FH Core,4-Pt Base,MrkrBrd Core,2 Cstr 2 GL	$386.98
ATS44854FHC/CP/4CW/XX	48x54 Screen,FH Core,4-Pt Base,Fluted Core,4 Cstrs	$386.98
ATS44854FHC/CP/4GB/XX	48x54 Screen,FH Core,4-Pt Base,Fluted Core,4 Glds	$386.98
ATS44854FHC/CP/4MW/XX	48x54 Screen,FH Core,4-Pt Base,Fluted Core,2 Cstr 2 GL	$386.98
ATS44854FHC/FB/4CW/XX	48x54 Screen,FH Core,4-Pt Base,TackBrd Core,4 Cstrs	$392.49
ATS44854FHC/FB/4GB/XX	48x54 Screen,FH Core,4-Pt Base,TackBrd Core,4 Glds	$392.49
ATS44854FHC/FB/4MW/XX	48x54 Screen,FH Core,4-Pt Base,TackBrd Core,2 Cstr 2 GL	$392.49
ATS44854FHC/MB/4CW/XX	48x54 Screen,FH Core,4-Pt Base,MrkrBrd Core,4 Cstrs	$390.29
ATS44854FHC/MB/4GB/XX	48x54 Screen,FH Core,4-Pt Base,MrkrBrd Core,4 Glds	$390.29
ATS44854FHC/MB/4MW/XX	48x54 Screen,FH Core,4-Pt Base,MrkrBrd Core,2 Cstr 2 GL	$390.29
ATS44866FHC/CP/4CW/XX	48x66 Screen,FH Core,4-Pt Base,Fluted Core,4 Cstrs	$390.29
ATS44866FHC/CP/4GB/XX	48x66 Screen,FH Core,4-Pt Base,Fluted Core,4 Glds	$390.29
ATS44866FHC/CP/4MW/XX	48x66 Screen,FH Core,4-Pt Base,Fluted Core,2 Cstr 2 GL	$390.29
ATS44866FHC/FB/4CW/XX	48x66 Screen,FH Core,4-Pt Base,TackBrd Core,4 Cstrs	$395.80
ATS44866FHC/FB/4GB/XX	48x66 Screen,FH Core,4-Pt Base,TackBrd Core,4 Glds	$395.80
ATS44866FHC/FB/4MW/XX	48x66 Screen,FH Core,4-Pt Base,TackBrd Core,2 Cstr 2 GL	$395.80
ATS44866FHC/MB/4CW/XX	48x66 Screen,FH Core,4-Pt Base,MrkrBrd Core,4 Cstrs	$394.70
ATS44866FHC/MB/4GB/XX	48x66 Screen,FH Core,4-Pt Base,MrkrBrd Core,4 Glds	$394.70
ATS44866FHC/MB/4MW/XX	48x66 Screen,FH Core,4-Pt Base,MrkrBrd Core,2 Cstr 2 GL	$394.70

SCREENS (KD1)

Model Number	Description	Price
KD1/ATS32454FHC/CP/2C1/XX	24x54 Screen,FH Core,3-Pt Base,Fluted Core,2 Cstrs	$253.58
KD1/ATS32454FHC/CP/3CW/XX	24x54 Screen,FH Core,3-Pt Base,Fluted Core,3 Cstrs	$253.58
KD1/ATS32454FHC/CP/3GB/XX	24x54 Screen,FH Core,3-Pt Base,Fluted Core,3 Glds	$253.58
KD1/ATS32454FHC/FB/2C1/XX	24x54 Screen,FH Core,3-Pt Base,TackBrd Core,2 Cstrs	$209.48
KD1/ATS32454FHC/FB/3CW/XX	24x54 Screen,FH Core,3-Pt Base,TackBrd Core,3 Cstrs	$209.48
KD1/ATS32454FHC/FB/3GB/XX	24x54 Screen,FH Core,3-Pt Base,TackBrd Core,3 Glds	$209.48
KD1/ATS32454FHC/MB/2C1/XX	24x54 Screen,FH Core,3-Pt Base,MrkrBrd Core,2 Cstrs	$303.19
KD1/ATS32454FHC/MB/3CW/XX	24x54 Screen,FH Core,3-Pt Base,MrkrBrd Core,3 Cstrs	$303.19
KD1/ATS32454FHC/MB/3GB/XX	24x54 Screen,FH Core,3-Pt Base,MrkrBrd Core,3 Glds	$303.19
KD1/ATS32466FHC/CP/2C1/XX	24x66 Screen,FH Core,3-Pt Base,Fluted Core,2 Cstrs	$264.60
KD1/ATS32466FHC/CP/3CW/XX	24x66 Screen,FH Core,3-Pt Base,Fluted Core,3 Cstrs	$264.60
KD1/ATS32466FHC/CP/3GB/XX	24x66 Screen,FH Core,3-Pt Base,Fluted Core,3 Glds	$264.60
KD1/ATS32466FHC/FB/2C1/XX	24x66 Screen,FH Core,3-Pt Base,TackBrd Core,2 Cstrs	$214.99
KD1/ATS32466FHC/FB/3CW/XX	24x66 Screen,FH Core,3-Pt Base,TackBrd Core,3 Cstrs	$214.99
KD1/ATS32466FHC/FB/3GB/XX	24x66 Screen,FH Core,3-Pt Base,TackBrd Core,3 Glds	$214.99
KD1/ATS32466FHC/MB/2C1/XX	24x66 Screen,FH Core,3-Pt Base,MrkrBrd Core,2 Cstrs	$308.70
KD1/ATS32466FHC/MB/3CW/XX	24x66 Screen,FH Core,3-Pt Base,MrkrBrd Core,3 Cstrs	$308.70
KD1/ATS32466FHC/MB/3GB/XX	24x66 Screen,FH Core,3-Pt Base,MrkrBrd Core,3 Glds	$308.70
KD1/ATS33054FHC/CP/2C1/XX	30x54 Screen,FH Core,3-Pt Base,Fluted Core,2 Cstrs	$275.63
KD1/ATS33054FHC/CP/3CW/XX	30x54 Screen,FH Core,3-Pt Base,Fluted Core,3 Cstrs	$275.63
KD1/ATS33054FHC/CP/3GB/XX	30x54 Screen,FH Core,3-Pt Base,Fluted Core,3 Glds	$275.63
KD1/ATS33054FHC/FB/2C1/XX	30x54 Screen,FH Core,3-Pt Base,TackBrd Core,2 Cstrs	$220.50
KD1/ATS33054FHC/FB/3CW/XX	30x54 Screen,FH Core,3-Pt Base,TackBrd Core,3 Cstrs	$220.50
KD1/ATS33054FHC/FB/3GB/XX	30x54 Screen,FH Core,3-Pt Base,TackBrd Core,3 Glds	$220.50
KD1/ATS33054FHC/MB/2C1/XX	30x54 Screen,FH Core,3-Pt Base,MrkrBrd Core,2 Cstrs	$314.21
KD1/ATS33054FHC/MB/3CW/XX	30x54 Screen,FH Core,3-Pt Base,MrkrBrd Core,3 Cstrs	$314.21
KD1/ATS33054FHC/MB/3GB/XX	30x54 Screen,FH Core,3-Pt Base,MrkrBrd Core,3 Glds	$314.21
KD1/ATS33066FHC/CP/2C1/XX	30x66 Screen,FH Core,3-Pt Base,Fluted Core,2 Cstrs	$286.65
KD1/ATS33066FHC/CP/3CW/XX	30x66 Screen,FH Core,3-Pt Base,Fluted Core,3 Cstrs	$286.65

KD1/ATS33066FHC/CP/3GB/XX	30x66 Screen,FH Core,3-Pt Base,Fluted Core,3 Glds	$286.65
KD1/ATS33066FHC/FB/2C1/XX	30x66 Screen,FH Core,3-Pt Base,TackBrd Core,2 Cstrs	$231.53
KD1/ATS33066FHC/FB/3CW/XX	30x66 Screen,FH Core,3-Pt Base,TackBrd Core,3 Cstrs	$231.53
KD1/ATS33066FHC/FB/3GB/XX	30x66 Screen,FH Core,3-Pt Base,TackBrd Core,3 Glds	$231.53
KD1/ATS33066FHC/MB/2C1/XX	30x66 Screen,FH Core,3-Pt Base,MrkrBrd Core,2 Cstrs	$319.73
KD1/ATS33066FHC/MB/3CW/XX	30x66 Screen,FH Core,3-Pt Base,MrkrBrd Core,3 Cstrs	$319.73
KD1/ATS33066FHC/MB/3GB/XX	30x66 Screen,FH Core,3-Pt Base,MrkrBrd Core,3 Glds	$319.73

Model Number	Description	Price
KD1/ATS42454FHC/CP/4CW/XX	24x54 Screen,FH Core,4-Pt Base,Fluted Core,4 Cstrs	$264.60
KD1/ATS42454FHC/CP/4GB/XX	24x54 Screen,FH Core,4-Pt Base,Fluted Core,4 Glds	$264.60
KD1/ATS42454FHC/CP/4MW/XX	24x54 Screen,FH Core,4-Pt Base,Fluted Core,2 Cstr 2 GL	$264.60
KD1/ATS42454FHC/FB/4CW/XX	24x54 Screen,FH Core,4-Pt Base,TackBrd Core,4 Cstrs	$220.50
KD1/ATS42454FHC/FB/4GB/XX	24x54 Screen,FH Core,4-Pt Base,TackBrd Core,4 Glds	$220.50
KD1/ATS42454FHC/FB/4MW/XX	24x54 Screen,FH Core,4-Pt Base,TackBrd Core,2 Cstr 2 GL	$220.50
KD1/ATS42454FHC/MB/4CW/XX	24x54 Screen,FH Core,4-Pt Base,MrkrBrd Core,4 Cstrs	$314.21
KD1/ATS42454FHC/MB/4GB/XX	24x54 Screen,FH Core,4-Pt Base,MrkrBrd Core,4 Glds	$314.21
KD1/ATS42454FHC/MB/4MW/XX	24x54 Screen,FH Core,4-Pt Base,MrkrBrd Core,2 Cstr 2 GL	$314.21
KD1/ATS42466FHC/CP/4CW/XX	24x66 Screen,FH Core,4-Pt Base,Fluted Core,4 Cstrs	$275.63
KD1/ATS42466FHC/CP/4GB/XX	24x66 Screen,FH Core,4-Pt Base,Fluted Core,4 Glds	$275.63
KD1/ATS42466FHC/CP/4MW/XX	24x66 Screen,FH Core,4-Pt Base,Fluted Core,2 Cstr 2 GL	$275.63
KD1/ATS42466FHC/FB/4CW/XX	24x66 Screen,FH Core,4-Pt Base,TackBrd Core,4 Cstrs	$226.01
KD1/ATS42466FHC/FB/4GB/XX	24x66 Screen,FH Core,4-Pt Base,TackBrd Core,4 Glds	$226.01
KD1/ATS42466FHC/FB/4MW/XX	24x66 Screen,FH Core,4-Pt Base,TackBrd Core,2 Cstr 2 GL	$226.01
KD1/ATS42466FHC/MB/4CW/XX	24x66 Screen,FH Core,4-Pt Base,MrkrBrd Core,4 Cstrs	$319.73
KD1/ATS42466FHC/MB/4GB/XX	24x66 Screen,FH Core,4-Pt Base,MrkrBrd Core,4 Glds	$319.73
KD1/ATS42466FHC/MB/4MW/XX	24x66 Screen,FH Core,4-Pt Base,MrkrBrd Core,2 Cstr 2 GL	$319.73
KD1/ATS43054FHC/CP/4CW/XX	30x54 Screen,FH Core,4-Pt Base,Fluted Core,4 Cstrs	$286.65
KD1/ATS43054FHC/CP/4GB/XX	30x54 Screen,FH Core,4-Pt Base,Fluted Core,4 Glds	$286.65
KD1/ATS43054FHC/CP/4MW/XX	30x54 Screen,FH Core,4-Pt Base,Fluted Core,2 Cstr 2 GL	$286.65
KD1/ATS43054FHC/FB/4CW/XX	30x54 Screen,FH Core,4-Pt Base,TackBrd Core,4 Cstrs	$231.53
KD1/ATS43054FHC/FB/4GB/XX	30x54 Screen,FH Core,4-Pt Base,TackBrd Core,4 Glds	$231.53
KD1/ATS43054FHC/FB/4MW/XX	30x54 Screen,FH Core,4-Pt Base,TackBrd Core,2 Cstr 2 GL	$231.53
KD1/ATS43054FHC/MB/4CW/XX	30x54 Screen,FH Core,4-Pt Base,MrkrBrd Core,4 Cstrs	$325.24
KD1/ATS43054FHC/MB/4GB/XX	30x54 Screen,FH Core,4-Pt Base,MrkrBrd Core,4 Glds	$325.24
KD1/ATS43054FHC/MB/4MW/XX	30x54 Screen,FH Core,4-Pt Base,MrkrBrd Core,2 Cstr 2 GL	$325.24
KD1/ATS43066FHC/CP/4CW/XX	30x66 Screen,FH Core,4-Pt Base,Fluted Core,4 Cstrs	$297.68
KD1/ATS43066FHC/CP/4GB/XX	30x66 Screen,FH Core,4-Pt Base,Fluted Core,4 Glds	$297.68
KD1/ATS43066FHC/CP/4MW/XX	30x66 Screen,FH Core,4-Pt Base,Fluted Core,2 Cstr 2 GL	$297.68
KD1/ATS43066FHC/FB/4CW/XX	30x66 Screen,FH Core,4-Pt Base,TackBrd Core,4 Cstrs	$242.55
KD1/ATS43066FHC/FB/4GB/XX	30x66 Screen,FH Core,4-Pt Base,TackBrd Core,4 Glds	$242.55
KD1/ATS43066FHC/FB/4MW/XX	30x66 Screen,FH Core,4-Pt Base,TackBrd Core,2 Cstr 2 GL	$242.55
KD1/ATS43066FHC/MB/4CW/XX	30x66 Screen,FH Core,4-Pt Base,MrkrBrd Core,4 Cstrs	$330.75
KD1/ATS43066FHC/MB/4GB/XX	30x66 Screen,FH Core,4-Pt Base,MrkrBrd Core,4 Glds	$330.75
KD1/ATS43066FHC/MB/4MW/XX	30x66 Screen,FH Core,4-Pt Base,MrkrBrd Core,2 Cstr 2 GL	$330.75
KD1/ATS43654FHC/CP/4CW/XX	36x54 Screen,FH Core,4-Pt Base,Fluted Core,4 Cstrs	$308.70
KD1/ATS43654FHC/CP/4GB/XX	36x54 Screen,FH Core,4-Pt Base,Fluted Core,4 Glds	$308.70
KD1/ATS43654FHC/CP/4MW/XX	36x54 Screen,FH Core,4-Pt Base,Fluted Core,2 Cstr 2 GL	$308.70
KD1/ATS43654FHC/FB/4CW/XX	36x54 Screen,FH Core,4-Pt Base,TackBrd Core,4 Cstrs	$248.06
KD1/ATS43654FHC/FB/4GB/XX	36x54 Screen,FH Core,4-Pt Base,TackBrd Core,4 Glds	$248.06
KD1/ATS43654FHC/FB/4MW/XX	36x54 Screen,FH Core,4-Pt Base,TackBrd Core,2 Cstr 2 GL	$248.06
KD1/ATS43654FHC/MB/4CW/XX	36x54 Screen,FH Core,4-Pt Base,MrkrBrd Core,4 Cstrs	$341.78
KD1/ATS43654FHC/MB/4GB/XX	36x54 Screen,FH Core,4-Pt Base,MrkrBrd Core,4 Glds	$341.78
KD1/ATS43654FHC/MB/4MW/XX	36x54 Screen,FH Core,4-Pt Base,MrkrBrd Core,2 Cstr 2 GL	$341.78
KD1/ATS43666FHC/CP/4CW/XX	36x66 Screen,FH Core,4-Pt Base,Fluted Core,4 Cstrs	$319.73

KD1/ATS43666FHC/CP/4GB/XX	36x66 Screen,FH Core,4-Pt Base,Fluted Core,4 Glds	$319.73
KD1/ATS43666FHC/CP/4MW/XX	36x66 Screen,FH Core,4-Pt Base,Fluted Core,2 Cstr 2 GL	$319.73
KD1/ATS43666FHC/FB/4CW/XX	36x66 Screen,FH Core,4-Pt Base,TackBrd Core,4 Cstrs	$259.09
KD1/ATS43666FHC/FB/4GB/XX	36x66 Screen,FH Core,4-Pt Base,TackBrd Core,4 Glds	$259.09
KD1/ATS43666FHC/FB/4MW/XX	36x66 Screen,FH Core,4-Pt Base,TackBrd Core,2 Cstr 2 GL	$259.09
KD1/ATS43666FHC/MB/4CW/XX	36x66 Screen,FH Core,4-Pt Base,MrkrBrd Core,4 Cstrs	$347.29
KD1/ATS43666FHC/MB/4GB/XX	36x66 Screen,FH Core,4-Pt Base,MrkrBrd Core,4 Glds	$347.29
KD1/ATS43666FHC/MB/4MW/XX	36x66 Screen,FH Core,4-Pt Base,MrkrBrd Core,2 Cstr 2 GL	$347.29
KD1/ATS44254FHC/CP/4CW/XX	42x54 Screen,FH Core,4-Pt Base,Fluted Core,4 Cstrs	$330.75
KD1/ATS44254FHC/CP/4GB/XX	42x54 Screen,FH Core,4-Pt Base,Fluted Core,4 Glds	$330.75
KD1/ATS44254FHC/CP/4MW/XX	42x54 Screen,FH Core,4-Pt Base,Fluted Core,2 Cstr 2 GL	$330.75
KD1/ATS44254FHC/FB/4CW/XX	42x54 Screen,FH Core,4-Pt Base,TackBrd Core,4 Cstrs	$264.60
KD1/ATS44254FHC/FB/4GB/XX	42x54 Screen,FH Core,4-Pt Base,TackBrd Core,4 Glds	$264.60
KD1/ATS44254FHC/FB/4MW/XX	42x54 Screen,FH Core,4-Pt Base,TackBrd Core,2 Cstr 2 GL	$264.60
KD1/ATS44254FHC/MB/4CW/XX	42x54 Screen,FH Core,4-Pt Base,MrkrBrd Core,4 Cstrs	$352.80
KD1/ATS44254FHC/MB/4GB/XX	42x54 Screen,FH Core,4-Pt Base,MrkrBrd Core,4 Glds	$352.80
KD1/ATS44254FHC/MB/4MW/XX	42x54 Screen,FH Core,4-Pt Base,MrkrBrd Core,2 Cstr 2 GL	$352.80
KD1/ATS44266FHC/CP/4CW/XX	42x66 Screen,FH Core,4-Pt Base,Fluted Core,4 Cstrs	$336.26
KD1/ATS44266FHC/CP/4GB/XX	42x66 Screen,FH Core,4-Pt Base,Fluted Core,4 Glds	$336.26
KD1/ATS44266FHC/CP/4MW/XX	42x66 Screen,FH Core,4-Pt Base,Fluted Core,2 Cstr 2 GL	$336.26
KD1/ATS44266FHC/FB/4CW/XX	42x66 Screen,FH Core,4-Pt Base,TackBrd Core,4 Cstrs	$270.11
KD1/ATS44266FHC/FB/4GB/XX	42x66 Screen,FH Core,4-Pt Base,TackBrd Core,4 Glds	$270.11
KD1/ATS44266FHC/FB/4MW/XX	42x66 Screen,FH Core,4-Pt Base,TackBrd Core,2 Cstr 2 GL	$270.11
KD1/ATS44266FHC/MB/4CW/XX	42x66 Screen,FH Core,4-Pt Base,MrkrBrd Core,4 Cstrs	$358.31
KD1/ATS44266FHC/MB/4GB/XX	42x66 Screen,FH Core,4-Pt Base,MrkrBrd Core,4 Glds	$358.31
KD1/ATS44266FHC/MB/4MW/XX	42x66 Screen,FH Core,4-Pt Base,MrkrBrd Core,2 Cstr 2 GL	$358.31
KD1/ATS44854FHC/CP/4CW/XX	48x54 Screen,FH Core,4-Pt Base,Fluted Core,4 Cstrs	$341.78
KD1/ATS44854FHC/CP/4GB/XX	48x54 Screen,FH Core,4-Pt Base,Fluted Core,4 Glds	$341.78
KD1/ATS44854FHC/CP/4MW/XX	48x54 Screen,FH Core,4-Pt Base,Fluted Core,2 Cstr 2 GL	$341.78
KD1/ATS44854FHC/FB/4CW/XX	48x54 Screen,FH Core,4-Pt Base,TackBrd Core,4 Cstrs	$281.14
KD1/ATS44854FHC/FB/4GB/XX	48x54 Screen,FH Core,4-Pt Base,TackBrd Core,4 Glds	$281.14
KD1/ATS44854FHC/FB/4MW/XX	48x54 Screen,FH Core,4-Pt Base,TackBrd Core,2 Cstr 2 GL	$281.14
KD1/ATS44854FHC/MB/4CW/XX	48x54 Screen,FH Core,4-Pt Base,MrkrBrd Core,4 Cstrs	$363.83
KD1/ATS44854FHC/MB/4GB/XX	48x54 Screen,FH Core,4-Pt Base,MrkrBrd Core,4 Glds	$363.83
KD1/ATS44854FHC/MB/4MW/XX	48x54 Screen,FH Core,4-Pt Base,MrkrBrd Core,2 Cstr 2 GL	$363.83
KD1/ATS44866FHC/CP/4CW/XX	48x66 Screen,FH Core,4-Pt Base,Fluted Core,4 Cstrs	$347.29
KD1/ATS44866FHC/CP/4GB/XX	48x66 Screen,FH Core,4-Pt Base,Fluted Core,4 Glds	$347.29
KD1/ATS44866FHC/CP/4MW/XX	48x66 Screen,FH Core,4-Pt Base,Fluted Core,2 Cstr 2 GL	$347.29
KD1/ATS44866FHC/FB/4CW/XX	48x66 Screen,FH Core,4-Pt Base,TackBrd Core,4 Cstrs	$303.19
KD1/ATS44866FHC/FB/4GB/XX	48x66 Screen,FH Core,4-Pt Base,TackBrd Core,4 Glds	$303.19
KD1/ATS44866FHC/FB/4MW/XX	48x66 Screen,FH Core,4-Pt Base,TackBrd Core,2 Cstr 2 GL	$303.19
KD1/ATS44866FHC/MB/4CW/XX	48x66 Screen,FH Core,4-Pt Base,MrkrBrd Core,4 Cstrs	$369.34
KD1/ATS44866FHC/MB/4GB/XX	48x66 Screen,FH Core,4-Pt Base,MrkrBrd Core,4 Glds	$369.34
KD1/ATS44866FHC/MB/4MW/XX	48x66 Screen,FH Core,4-Pt Base,MrkrBrd Core,2 Cstr 2 GL	$369.34

BINDER TOWERS (FG)

Model Number	Description	Price
ATBT39FRLC/N/74P/4CW/XX/XXX/NL	39"H Binder Tower,Shlf/File,No Door,No Lect,4 Cstrs	$418.95
ATBT39PFRLC/N/74P/4CW/XX/XXX/NL	39"H Binder Tower,Pncl/Shlf/File,No Door,No Lect,4 Cstrs	$446.51
ATBT39RLC/N/74P/4CW/XX/XXX/NL	39"H Binder Tower,Shlf/Shlf,No Door,No Lect,4 Cstrs	$325.24
ATBT44FRLC/N/74P/4CW/XX/XXX/NL	44"H Binder Tower,Shlf/File,No Door,No Lect,4 Cstrs	$424.46
ATBT44PFRLC/N/74P/4CW/XX/XXX/NL	44"H Binder Tower,Pncl/Shlf/File,No Door,No Lect,4 Cstrs	$452.03
ATBT44RLC/N/74P/4CW/XX/XXX/NL	44"H Binder Tower,Shlf/Shlf,No Door,No Lect,4 Cstrs	$330.75

Model Number	Description	Price
ATBT39FRLS/N/74P/4CW/XX/XXX/NL	39"H Binder Tower,Shlf/File,No Door,No Lect,4 Cstrs	$429.98
ATBT39PFRLS/N/74P/4CW/XX/XXX/NL	39"H Binder Tower,Pncl/Shlf/File,No Door,No Lect,4 Cstrs	$457.54
ATBT39RLS/N/74P/4CW/XX/XXX/NL	39"H Binder Tower,Shlf/Shlf,No Door,No Lect,4 Cstrs	$336.26
ATBT44FRLS/N/74P/4CW/XX/XXX/NL	44"H Binder Tower,Shlf/File,No Door,No Lect,4 Cstrs	$435.49
ATBT44PFRLS/N/74P/4CW/XX/XXX/NL	44"H Binder Tower,Pncl/Shlf/File,No Door,No Lect,4 Cstrs	$463.05
ATBT44RLS/N/74P/4CW/XX/XXX/NL	44"H Binder Tower,Shlf/Shlf,No Door,No Lect,4 Cstrs	$341.78

Model Number	Description	Price
ATBT39FLC/N/74P/4CW/XX/XXX	39"H Binder Tower,Shlf/File,No Door,4 Cstrs	$391.39
ATBT39LC/N/74P/4CW/XX/XXX	39"H Binder Tower,Shlf/Shlf,No Door,4 Cstrs	$297.68
ATBT39PFLC/N/74P/4CW/XX/XXX	39"H Binder Tower,Pncl/Shlf/File,No Door,4 Cstrs	$418.95
ATBT44FLC/N/74P/4CW/XX/XXX	44"H Binder Tower,Shlf/File,No Door,4 Cstrs	$396.90
ATBT44LC/N/74P/4CW/XX/XXX	44"H Binder Tower,Shlf/Shlf,No Door,4 Cstrs	$303.19
ATBT44PFLC/N/74P/4CW/XX/XXX	44"H Binder Tower,Pncl/Shlf/File,No Door,4 Cstrs	$424.46

Model Number	Description	Price
ATBT39FLS/N/74P/4CW/XX/XXX	39"H Binder Tower,Shlf/File,No Door,4 Cstrs	$402.41
ATBT39LS/N/74P/4CW/XX/XXX	39"H Binder Tower,Shlf/Shlf,No Door,4 Cstrs	$308.70
ATBT39PFLS/N/74P/4CW/XX/XXX	39"H Binder Tower,Pncl/Shlf/File,No Door,4 Cstrs	$429.98
ATBT44FLS/N/74P/4CW/XX/XXX	44"H Binder Tower,Shlf/File,No Door,4 Cstrs	$407.93
ATBT44LS/N/74P/4CW/XX/XXX	44"H Binder Tower,Shlf/Shlf,No Door,4 Cstrs	$314.21
ATBT44PFLS/N/74P/4CW/XX/XXX	44"H Binder Tower,Pncl/Shlf/File,No Door,4 Cstrs	$435.49

BINDER TOWERS (KD1)

Model Number	Description	Price
KD1/ATBT39FRLC/N/74P/4CW/XX/NL	39"H Binder Tower,Shlf/File,No Door,No Lect,4 Cstrs	$347.29
KD1/ATBT39PFRLC/N/74P/4CW/XX/NL	39"H Binder Tower,Pncl/Shlf/File,No Door,No Lect,4 Cstrs	$374.85
KD1/ATBT39RLC/N/74P/4CW/XX/NL	39"H Binder Tower,Shlf/Shlf,No Door,No Lect,4 Cstrs	$259.09
KD1/ATBT44FRLC/N/74P/4CW/XX/NL	44"H Binder Tower,Shlf/File,No Door,No Lect,4 Cstrs	$352.80
KD1/ATBT44PFRLC/N/74P/4CW/XX/NL	44"H Binder Tower,Pncl/Shlf/File,No Door,No Lect,4 Cstrs	$380.36
KD1/ATBT44RLC/N/74P/4CW/XX/NL	44"H Binder Tower,Shlf/Shlf,No Door,No Lect,4 Cstrs	$264.60

Model Number	Description	Price
KD1/ATBT39FRLS/N/74P/4CW/XX/NL	39"H Binder Tower,Shlf/File,No Door,No Lect,4 Cstrs	$347.29
KD1/ATBT39PFRLS/N/74P/4CW/XX/NL	39"H Binder Tower,Pncl/Shlf/File,No Door,No Lect,4 Cstrs	$374.85
KD1/ATBT39RLS/N/74P/4CW/XX/NL	39"H Binder Tower,Shlf/Shlf,No Door,No Lect,4 Cstrs	$259.09
KD1/ATBT44FRLS/N/74P/4CW/XX/NL	44"H Binder Tower,Shlf/File,No Door,No Lect,4 Cstrs	$352.80
KD1/ATBT44PFRLS/N/74P/4CW/XX/NL	44"H Binder Tower,Pncl/Shlf/File,No Door,No Lect,4 Cstrs	$380.36
KD1/ATBT44RLS/N/74P/4CW/XX/NL	44"H Binder Tower,Shlf/Shlf,No Door,No Lect,4 Cstrs	$264.60

Model Number	Description	Price
KD1/ATBT39FLC/N/74P/4CW/XX	39"H Binder Tower,Shlf/File,No Door,4 Cstrs	$325.24
KD1/ATBT39LC/N/74P/4CW/XX	39"H Binder Tower,Shlf/Shlf,No Door,4 Cstrs	$231.53
KD1/ATBT39PFLC/N/74P/4CW/XX	39"H Binder Tower,Pncl/Shlf/File,No Door,4 Cstrs	$347.29
KD1/ATBT44FLC/N/74P/4CW/XX	44"H Binder Tower,Shlf/File,No Door,4 Cstrs	$330.75
KD1/ATBT44LC/N/74P/4CW/XX	44"H Binder Tower,Shlf/Shlf,No Door,4 Cstrs	$237.04
KD1/ATBT44PFLC/N/74P/4CW/XX	44"H Binder Tower,Pncl/Shlf/File,No Door,4 Cstrs	$352.80

Model Number	Description	Price
KD1/ATBT39FLS/N/74P/4CW/XX	39"H Binder Tower,Shlf/File,No Door,4 Cstrs	$325.24
KD1/ATBT39LS/N/74P/4CW/XX	39"H Binder Tower,Shlf/Shlf,No Door,4 Cstrs	$231.53
KD1/ATBT39PFLS/N/74P/4CW/XX	39"H Binder Tower,Pncl/Shlf/File,No Door,4 Cstrs	$347.29
KD1/ATBT44FLS/N/74P/4CW/XX	44"H Binder Tower,Shlf/File,No Door,4 Cstrs	$330.75
KD1/ATBT44LS/N/74P/4CW/XX	44"H Binder Tower,Shlf/Shlf,No Door,4 Cstrs	$237.04
KD1/ATBT44PFLS/N/74P/4CW/XX	44"H Binder Tower,Pncl/Shlf/File,No Door,4 Cstrs	$352.80

INSTRUCTORS DESK (KD1)

Model Number	Description	Price
KD1/ATTD3060/L/XX	30x60 Instructor's Desk,LH	$578.81
KD1/ATTD3060/R/XX	30x60 Instructor's Desk,RH	$578.81
KD1/ATTD3066/L/XX	30x66 Instructor's Desk,LH	$589.84
KD1/ATTD3066/R/XX	30x66 Instructor's Desk,RH	$589.84
KD1/ATTD3072/L/XX	30x72 Instructor's Desk,LH	$600.86
KD1/ATTD3072/R/XX	30x72 Instructor's Desk,RH	$600.86

Model Number	Description	Price
KD1/ATMTD2454/WSL/NDX/XX	24x54x40 Mobile Instr Desk,LH WS,No Door	$551.25
KD1/ATMTD2454/WSR/NDX/XX	24x54x40 Mobile Instr Desk,RH WS,No Door	$551.25
KD1/ATMTD2460/WSL/NDX/XX	24x60x40 Mobile Instr Desk,LH WS,No Door	$562.28
KD1/ATMTD2460/WSR/NDX/XX	24x60x40 Mobile Instr Desk,RH WS,No Door	$562.28
KD1/ATMTD2466/WSL/NDX/XX	24x66x40 Mobile Instr Desk,LH WS,No Door	$573.30
KD1/ATMTD2466/WSR/NDX/XX	24x66x40 Mobile Instr Desk,RH WS,No Door	$573.30

INSTRUCTORS DESK (FG)

Model Number	Description	Price
ATTD3060/74P/L/LXX/EXX/XX	30x60 Instructor's Desk,LH	$937.13
ATTD3060/74P/R/LXX/EXX/XX	30x60 Instructor's Desk,RH	$937.13
ATTD3066/74P/L/LXX/EXX/XX	30x66 Instructor's Desk,LH	$948.15
ATTD3066/74P/R/LXX/EXX/XX	30x66 Instructor's Desk,RH	$948.15
ATTD3072/74P/L/LXX/EXX/XX	30x72 Instructor's Desk,LH	$959.18

ATTD3072/74P/R/LXX/EXX/XX	30x72 Instructor's Desk,RH	$959.18

Model Number	Description	Price
ATMTD2454/74P/WSL/NDX/LXX/EXX/XX	24x54x40 Mobile Instr Desk,LH WS,No Door	$815.85
ATMTD2454/74P/WSR/NDX/LXX/EXX/XX	24x54x40 Mobile Instr Desk,RH WS,No Door	$815.85
ATMTD2460/74P/WSL/NDX/LXX/EXX/XX	24x60x40 Mobile Instr Desk,LH WS,No Door	$826.88
ATMTD2460/74P/WSR/NDX/LXX/EXX/XX	24x60x40 Mobile Instr Desk,RH WS,No Door	$826.88
ATMTD2466/74P/WSL/NDX/LXX/EXX/XX	24x66x40 Mobile Instr Desk,LH WS,No Door	$837.90
ATMTD2466/74P/WSR/NDX/LXX/EXX/XX	24x66x40 Mobile Instr Desk,RH WS,No Door	$837.90

STORAGE TOWERS (FG)

Model Number	Description	Price
AT48242MW42APF/S5/74P/4CW/XX/XXX	24x24x48 Stor Tower,File/File,w/LH Lckr,Cstrs	$661.50
AT48242MW42APF/S5/NT/4CW/XX/XXX	24x24x48 Stor Tower,File/File,w/LH Lckr,No Top,Cstrs	$639.45
AT48242MW42APG/S5/74P/4CW/XX/XXX	24x24x48 Stor Tower,B/B/F,w/LH Lckr,Cstrs	$711.11
AT48242MW42APG/S5/NT/4CW/XX/XXX	24x24x48 Stor Tower,B/B/F,w/LH Lckr,No Top,Cstrs	$683.55
AT48242MW42BOF/S5/74P/4CW/XX/XXX	24x24x48 Stor Tower,File/File,w/RH Lckr,Cstrs	$661.50
AT48242MW42BOF/S5/NT/4CW/XX/XXX	24x24x48 Stor Tower,File/File,w/RH LckrNo Top,Cstrs	$639.45
AT48242MW42BOG/S5/74P/4CW/XX/XXX	24x24x48 Stor Tower,B/B/F,w/RH Lckr,Cstrs	$711.11
AT48242MW42BOG/S5/NT/4CW/XX/XXX	24x24x48 Stor Tower,B/B/F,w/RH Lckr,No Top,Cstrs	$683.55
AT54242MW49APF/S5/74P/4CW/XX/XXX	24x24x54 Stor Tower,File/File,w/LH Lckr,Cstrs	$716.63
AT54242MW49APF/S5/NT/4CW/XX/XXX	24x24x54 Stor Tower,File/File,w/LH Lckr,No Top,Cstrs	$689.06
AT54242MW49APG/S5/74P/4CW/XX/XXX	24x24x54 Stor Tower,B/B/F,w/LH Lckr,Cstrs	$749.70
AT54242MW49APG/S5/NT/4CW/XX/XXX	24x24x54 Stor Tower,B/B/F,w/LH Lckr,No Top,Cstrs	$722.14
AT54242MW49BOF/S5/74P/4CW/XX/XXX	24x24x54 Stor Tower,File/File,w/RH Lckr,Cstrs	$716.63
AT54242MW49BOF/S5/NT/4CW/XX/XXX	24x24x54 Stor Tower,File/File,w/RH Lckr,No Top,Cstrs	$689.06
AT54242MW49BOG/S5/74P/4CW/XX/XXX	24x24x54 Stor Tower,B/B/F,w/RH Lckr,Cstrs	$749.70
AT54242MW49BOG/S5/NT/4CW/XX/XXX	24x24x54 Stor Tower,B/B/F,w/RH Lckr,No Top,Cstrs	$722.14
AT66242MW61APF/S5/74P/4CW/XX/XXX	24x24x66 Stor Tower,File/File,w/LH Lckr,Cstrs	$733.16
AT66242MW61APF/S5/NT/4CW/XX/XXX	24x24x66 Stor Tower,File/File,w/LH Lckr,No Top,Cstrs	$705.60
AT66242MW61APG/S5/74P/4CW/XX/XXX	24x24x66 Stor Tower,B/B/F,w/LH Lckr,Cstrs	$804.83
AT66242MW61APG/S5/NT/4CW/XX/XXX	24x24x66 Stor Tower,B/B/F,w/LH Lckr,No Top,Cstrs	$766.24
AT66242MW61BOF/S5/74P/4CW/XX/XXX	24x24x66 Stor Tower,File/File,w/RH Lckr,Cstrs	$733.16
AT66242MW61BOF/S5/NT/4CW/XX/XXX	24x24x66 Stor Tower,File/File,w/RH Lckr,No Top,Cstrs	$705.60
AT66242MW61BOG/S5/74P/4CW/XX/XXX	24x24x66 Stor Tower,B/B/F,w/RH Lckr,Cstrs	$804.83
AT66242MW61BOG/S5/NT/4CW/XX/XXX	24x24x66 Stor Tower,B/B/F,w/RH Lckr,No Top,Cstrs	$766.24

Model Number	Description	Price
AT39302MLB/S5/74P/4CW/XX/XXX	30x24x39 Stor Tower,1-6"&1-12"Drwr,Cstrs	$777.26
AT39302MLB/S5/NT/4CW/XX/XXX	30x24x39 Stor Tower,1-6"&1-12"Drwr,No Top,Cstrs	$744.19
AT44302LLB/S5/74P/4CW/XX/XXX	30x24x44 Stor Tower,1-6"&1-12"Drwr,Cstrs	$826.88
AT54302MLF/S5/74P/4CW/XX/XXX	30x24x54 Stor Tower,2-12"Drwr,Cstrs	$815.85
AT54302MLF/S5/NT/4CW/XX/XXX	30x24x54 Stor Tower,2-12"Drwr,No Top,Cstrs	$777.26
AT66302MLF/S5/74P/4CW/XX/XXX	30x24x66 Stor Tower,2-12"Drwr,Cstrs	$915.08
AT66302MLF/S5/NT/4CW/XX/XXX	30x24x66 Stor Tower,2-12"Drwr,No Top,Cstrs	$876.49
AT66302MLG/S5/74P/4CW/XX/XXX	30x24x66 Stor Tower,2-6"&1-12"Drwr,Cstrs	$992.25
AT66302MLG/S5/NT/4CW/XX/XXX	30x24x66 Stor Tower,2-6"&1-12"Drwr,No Top,Cstrs	$959.18

NEW YORK ACCLIMATE MODEL PRICE LIST

Date: 8/1/2022

STORAGE TOWERS (KD1)

Model Number	Description	Price
KD1/AT48242MW42APF/S5/74P/4CW/XX	24x24x48 Stor Tower,File/File,w/LH Lckr,Cstrs	$562.28
KD1/AT48242MW42APF/S5/NT/4CW/XX	24x24x48 Stor Tower,File/File,w/LH Lckr,No Top,Cstrs	$589.84
KD1/AT48242MW42APG/S5/74P/4CW/XX	24x24x48 Stor Tower,B/B/F,w/LH Lckr,Cstrs	$606.38
KD1/AT48242MW42APG/S5/NT/4CW/XX	24x24x48 Stor Tower,B/B/F,w/LH Lckr,No Top,Cstrs	$633.94
KD1/AT48242MW42BOF/S5/74P/4CW/XX	24x24x48 Stor Tower,File/File,w/RH Lckr,Cstrs	$562.28
KD1/AT48242MW42BOF/S5/NT/4CW/XX	24x24x48 Stor Tower,File/File,w/RH Lckr,No Top,Cstrs	$589.84
KD1/AT48242MW42BOG/S5/74P/4CW/XX	24x24x48 Stor Tower,B/B/F,w/RH Lckr,Cstrs	$606.38
KD1/AT48242MW42BOG/S5/NT/4CW/XX	24x24x48 Stor Tower,B/B/F,w/RH Lckr,No Top,Cstrs	$633.94
KD1/AT54242MW49APF/S5/74P/4CW/XX	24x24x54 Stor Tower,File/File,w/LH Lckr,Cstrs	$611.89
KD1/AT54242MW49APF/S5/NT/4CW/XX	24x24x54 Stor Tower,File/File,w/LH Lckr,No Top,Cstrs	$639.45
KD1/AT54242MW49APG/S5/74P/4CW/XX	24x24x54 Stor Tower,B/B/F,w/LH Lckr,Cstrs	$650.48
KD1/AT54242MW49APG/S5/NT/4CW/XX	24x24x54 Stor Tower,B/B/F,w/LH Lckr,No Top,Cstrs	$683.55
KD1/AT54242MW49BOF/S5/74P/4CW/XX	24x24x54 Stor Tower,File/File,w/RH Lckr,Cstrs	$611.89
KD1/AT54242MW49BOF/S5/NT/4CW/XX	24x24x54 Stor Tower,File/File,w/RH Lckr,No Top,Cstrs	$639.45
KD1/AT54242MW49BOG/S5/74P/4CW/XX	24x24x54 Stor Tower,B/B/F,w/RH Lckr,Cstrs	$650.48
KD1/AT54242MW49BOG/S5/NT/4CW/XX	24x24x54 Stor Tower,B/B/F,w/RH Lckr,No Top,Cstrs	$683.55
KD1/AT66242MW61APF/S5/74P/4CW/XX	24x24x66 Stor Tower,File/File,w/LH Lckr,Cstrs	$633.94
KD1/AT66242MW61APF/S5/NT/4CW/XX	24x24x66 Stor Tower,File/File,w/LH Lckr,No Top,Cstrs	$667.01
KD1/AT66242MW61APG/S5/74P/4CW/XX	24x24x66 Stor Tower,B/B/F,w/LH Lckr,Cstrs	$683.55
KD1/AT66242MW61APG/S5/NT/4CW/XX	24x24x66 Stor Tower,B/B/F,w/LH Lckr,No Top,Cstrs	$716.63
KD1/AT66242MW61BOF/S5/74P/4CW/XX	24x24x66 Stor Tower,File/File,w/RH Lckr,Cstrs	$633.94
KD1/AT66242MW61BOF/S5/NT/4CW/XX	24x24x66 Stor Tower,File/File,w/RH Lckr,No Top,Cstrs	$667.01
KD1/AT66242MW61BOG/S5/74P/4CW/XX	24x24x66 Stor Tower,B/B/F,w/RH Lckr,Cstrs	$683.55
KD1/AT66242MW61BOG/S5/NT/4CW/XX	24x24x66 Stor Tower,B/B/F,w/RH Lckr,No Top,Cstrs	$716.63

Model Number	Description	Price
KD1/AT39302MLB/S5/74P/4CW/XX	30x24x39 Stor Tower,1-6"&1-12"Drwr,Cstrs	$661.50
KD1/AT39302MLB/S5/NT/4CW/XX	30x24x39 Stor Tower,1-6"&1-12"Drwr,No Top,Cstrs	$694.58
KD1/AT44302LLB/S5/74P/4CW/XX	30x24x44 Stor Tower,1-6"&1-12"Drwr,Cstrs	$738.68
KD1/AT54302MLF/S5/74P/4CW/XX	30x24x54 Stor Tower,2-12"Drwr,Cstrs	$694.58
KD1/AT54302MLF/S5/NT/4CW/XX	30x24x54 Stor Tower,2-12"Drwr,No Top,Cstrs	$727.65
KD1/AT66302MLF/S5/74P/4CW/XX	30x24x66 Stor Tower,2-12"Drwr,Cstrs	$793.80
KD1/AT66302MLF/S5/NT/4CW/XX	30x24x66 Stor Tower,2-12"Drwr,No Top,Cstrs	$826.88
KD1/AT66302MLG/S5/74P/4CW/XX	30x24x66 Stor Tower,2-6"&1-12"Drwr,Cstrs	$859.95
KD1/AT66302MLG/S5/NT/4CW/XX	30x24x66 Stor Tower,2-6"&1-12"Drwr,No Top,Cstrs	$859.95

ACCESSORIES

Model Number	Description	Price
ACAC/1817BS/XX	Acclimate Adjustable Blank Shelf	$26.46
ACAC/24FBA	Acclimate Type A 24" Folder Bar	$15.44
ACAC/30FBA	Acclimate Type A 30" Folder Bar	$15.44
ACAC/4I	Acclimate Inset Caster Mount Kit	$23.15
ACAC/97003/XX	Touch-up Paint	$15.44
ACAC/BTFB	Acclimate Folder Bar Channel	$12.13

NEW YORK ACCLIMATE MODEL PRICE LIST

Date: 8/1/2022

ACAC/BTPENDR	Acclimate Pencil Drawer Kit	$49.61
ACAC/LPPK4/XX	Acclimate Landing Pad Post Kit	$25.36
ACAC/SLLPPK4/XX	Acclimate Sloped Landing Pad Post Kit	$26.46
ACAC/T4R/XX	Acclimate Outrigger Caster Mount Kit	$49.61
ACAC/TFBK	Acclimate Type K Folder Bar	$15.44

NEW YORK ALT3 MODEL PRICE LIST

Date: 8/1/2022

ALT3

CONFERENCE - MESH BACK (KD W/UNUPHOLSTERED SEAT)

ALT3C/ALTCLA	***ALT3 Conference Mesh Back Chair KD w/Unupholstered Seat-PRISON INDUSTRY Upholsters Seat***
C, G, S	***C=Carpet Casters, G=Glides, S=Hard Floor Casters***
A, P	***A=Aluminum Base, P=Plastic Base***
AR, STD	***AR=Auto Return Cylinder, STD=Standard Cylinder***
AMXX	***Mesh Back Color - Black, Champagne, Green Grass, Grey, Poppy Red, White***
FAMILY NAME:	***ALT3C***

Model Number	Description	Price
ALT3C/ALTCLA/C/A/AR/AMXX	ALT3Conf MB KD UnUphdSt LoopArm ALBase AutoRTCyl CptCst	$348.53
ALT3C/ALTCLA/C/A/STD/AMXX	ALT3Conf MB KD UnUphdSt LoopArm ALBase StdCyl CptCst	$310.68
ALT3C/ALTCLA/C/P/AR/AMXX	ALT3Conf MB KD UnUphdSt LoopArm PLBase AutoRTCyl CptCst	$285.06
ALT3C/ALTCLA/C/P/STD/AMXX	ALT3Conf MB KD UnUphdSt LoopArm PLBase StdCyl CptCst	$248.32
ALT3C/ALTCLA/G/A/AR/AMXX	ALT3Conf MB KD UnUphdSt LoopArm ALBase Auto RT Cyl Glds	$356.33
ALT3C/ALTCLA/G/A/STD/AMXX	ALT3Conf MB KD UnUphdSt LoopArm ALBase StdCyl Glds	$319.58
ALT3C/ALTCLA/G/P/AR/AMXX	ALT3Conf MB KD UnUphdSt LoopArm PLBase Auto RT Cyl Glds	$293.97
ALT3C/ALTCLA/G/P/STD/AMXX	ALT3Conf MB KD UnUphdSt LoopArm PLBase StdCyl Glds	$256.12
ALT3C/ALTCLA/S/A/AR/AMXX	ALT3Conf MB KD UnUphdSt LoopArm ALBase AutoRTCyl HrdCst	$366.35
ALT3C/ALTCLA/S/A/STD/AMXX	ALT3Conf MB KD UnUphdSt LoopArm ALBase StdCyl HrdCst	$328.49
ALT3C/ALTCLA/S/P/AR/AMXX	ALT3Conf MB KD UnUphdSt LoopArm PLBase AutoRTCyl HrdCst	$302.88
ALT3C/ALTCLA/S/P/STD/AMXX	ALT3Conf MB KD UnUphdSt LoopArm PLBase StdCyl HrdCst	$265.02

FABRIC TASK - UPHOLSTERABLE SEAT & BACK

ALT3U/ALTU	***ALT3 Upholsterable Seat & Back - KD (PRISON INDUSTRY Upholsters Seat & Back)***
AA, NA	***AA=Adjustable Arm, NA=No Arm***
C, S	***C=Carpet Casters, S=Hard Floor Casters***
A, P	***A=Aluminum Base, P=Plastic Base***
HR, NHR	***HR=Headrest, NHR=No Headrest***
UXXX	***Alt3 Grade A1 Upholstery Fabric***
NOTE:	***OEI/KI GRADE A1 ALTUS/ALT3 FABRICS ARE THE ONLY OPTION***
NOTE:	***GRADE A1 LEATHER AVAILABLE AT $75 UPCHARGE***
NOTE:	***ADJUSTABLE ARM SETS CAN BE FIELD INSTALLED ON NO ARM CHAIRS***
FAMILY NAME:	***ALT3U***

Model Number	Description	Price
ALT3U/ALTUAA/C/A/HR/UXXX	ALT3 UPH TaskAdjArm ALBase CptCst HdrstKD(FullyUph st/bk)	$515.56
ALT3U/ALTUAA/C/A/NHR/UXXX	ALT3 UPH TaskAdjArm ALBase CptCst NoHdrstKD(FullyUph st/bk)	$483.27
ALT3U/ALTUAA/C/P/HR/UXXX	ALT3 UPH TaskAdjArm PLBase CptCst HdrstKD(FullyUph st/bk)	$449.86
ALT3U/ALTUAA/C/P/NHR/UXXX	ALT3 UPH TaskAdjArm PLBase CptCst NoHdrstKD(FullyUph st/bk)	$417.57
ALT3U/ALTUAA/S/A/HR/UXXX	ALT3 UPH TaskAdjArm ALBase HrdCst HdrstKD(FullyUph st/bk)	$563.45
ALT3U/ALTUAA/S/A/NHR/UXXX	ALT3 UPH TaskAdjArm ALBase HrdCst NoHdrstKD(FullyUph st/bk)	$531.15
ALT3U/ALTUAA/S/P/HR/UXXX	ALT3 UPH TaskAdjArm PLBase HrdCst HdrstKD(FullyUph st/bk)	$497.75
ALT3U/ALTUAA/S/P/NHR/UXXX	ALT3 UPH TaskAdjArm PLBase HrdCst NoHdrstKD(FullyUph st/bk)	$465.46
ALT3U/ALTUNA/C/A/HR/UXXX	ALT3 UPH TaskNoArm ALBase CptCst HdrstKD(FullyUph st/bk)	$510.00
ALT3U/ALTUNA/C/A/NHR/UXXX	ALT3 UPH TaskNoArm ALBase CptCst NoHdrstKD(FullyUph st/bk)	$476.59
ALT3U/ALTUNA/C/P/HR/UXXX	ALT3 UPH TaskNoArm PLBase CptCst HdrstKD(FullyUph st/bk)	$444.30
ALT3U/ALTUNA/C/P/NHR/UXXX	ALT3 UPH TaskNoArm PLBase CptCst NoHdrstKD(FullyUph st/bk)	$412.01
ALT3U/ALTUNA/S/A/HR/UXXX	ALT3 UPH TaskNoArm ALBase HrdCst HdrstKD(FullyUph st/bk)	$557.87
ALT3U/ALTUNA/S/A/NHR/UXXX	ALT3 UPH TaskNoArm ALBase HrdCst NoHdrstKD(FullyUph st/bk)	$524.47
ALT3U/ALTUNA/S/P/HR/UXXX	ALT3 UPH TaskNoArm PLBase HrdCst HdrstKD(FullyUph st/bk)	$492.18
ALT3U/ALTUNA/S/P/NHR/UXXX	ALT3 UPH TaskNoArm PLBase HrdCst NoHdrstKD(FullyUph st/bk)	$459.88
ALTU.AA.SET	ALT3 Adjustable Arm Set	$41.20

NEW YORK ALT3 MODEL PRICE LIST

Date: 8/1/2022

MESH TASK - UPHOLSTERABLE SEAT & MESH BACK

ALT3M/ALTM	***ALT3 Unupholstered Seat & Mesh Back-Knocked Down-PRISON INDUSTRY UPHOLSTERS SEAT***
AA, FA, NA	***AA=Adjustable Arm, FA=Fixed T-Arm, NA=No Arm***
C, S	***C=Carpet Casters, S=Hard Floor Casters***
A, P	***A=Aluminum Base, P=Plastic Base***
HR, NHR / LS, NLS	***HR=Headrest, NHR=No Headrest / LS=Lumbar Support, NLS=No Lumbar Support***
AMXX	***Mesh Back Color - Black, Champagne, Green Grass, Grey, Poppy Red, White***
NOTE:	*******NO ARM MODELS - ARMS ARE NOT FIELD INSTALLABLE*******
FAMILY NAME:	***ALT3M***

Model Number	Description	Price
ALT3M/ALTMAA/C/A/HR/LS/AMXX	ALT3 TaskMB AdjArm ALBse CptCst Hdrst Lmbr KD UnuphSeat	$533.38
ALT3M/ALTMAA/C/A/HR/NLS/AMXX	ALT3 TaskMB AdjArm ALBse CptCst Hdrst NoLmbr KD UnuphSeat	$477.70
ALT3M/ALTMAA/C/A/NHR/LS/AMXX	ALT3 TaskMB AdjArm ALBse CptCst NoHdrst Lmbr KD UnuphSeat	$501.09
ALT3M/ALTMAA/C/A/NHR/NLS/AMXX	ALT3 TaskMB AdjArm ALBse CptCst NoHdrstNoLmbrKD UnuphSeat	$454.32
ALT3M/ALTMAA/C/P/HR/LS/AMXX	ALT3 TaskMB AdjArm PLBse CptCst Hdrst Lmbr KD UnuphSeat	$474.37
ALT3M/ALTMAA/C/P/HR/NLS/AMXX	ALT3 TaskMB AdjArm PLBse CptCst Hdrst NoLmbr KD UnuphSeat	$419.80
ALT3M/ALTMAA/C/P/NHR/LS/AMXX	ALT3 TaskMB AdjArm PLBse CptCst NoHdrst Lmbr KD UnuphSeat	$443.19
ALT3M/ALTMAA/C/P/NHR/NLS/AMXX	ALT3 TaskMB AdjArm PLBse CptCst NoHdrstNoLmbrKD UnuphSeat	$396.41
ALT3M/ALTMAA/S/A/HR/LS/AMXX	ALT3 TaskMB AdjArm ALBse HrdCst Hdrst Lmbr KD UnuphSeat	$567.90
ALT3M/ALTMAA/S/A/HR/NLS/AMXX	ALT3 TaskMB AdjArm ALBse HrdCst Hdrst NoLmbr KD UnuphSeat	$513.33
ALT3M/ALTMAA/S/A/NHR/LS/AMXX	ALT3 TaskMB AdjArm ALBse HrdCst NoHdrst Lmbr KD UnuphSeat	$536.72
ALT3M/ALTMAA/S/A/NHR/NLS/AMXX	ALT3 TaskMB AdjArm ALBse HrdCst NoHdrstNoLmbrKD UnuphSeat	$489.95
ALT3M/ALTMAA/S/P/HR/LS/AMXX	ALT3 TaskMB AdjArm PLBse HrdCst Hdrst Lmbr KD UnuphSeat	$510.00
ALT3M/ALTMAA/S/P/HR/NLS/AMXX	ALT3 TaskMB AdjArm PLBse HrdCst Hdrst NoLmbr KD UnuphSeat	$454.32
ALT3M/ALTMAA/S/P/NHR/LS/AMXX	ALT3 TaskMB AdjArm PLBse HrdCst NoHdrst Lmbr KD UnuphSeat	$477.70
ALT3M/ALTMAA/S/P/NHR/NLS/AMXX	ALT3 TaskMB AdjArm PLBse HrdCst NoHdrstNoLmbrKD UnuphSeat	$430.94
ALT3M/ALTMFA/C/A/HR/LS/AMXX	ALT3 TaskMB T arm ALBse CptCst Hdrst Lmbr KD UnuphSeat	$541.18
ALT3M/ALTMFA/C/A/HR/NLS/AMXX	ALT3 TaskMB T arm ALBse CptCst Hdrst NoLmbr KD UnuphSeat	$488.84
ALT3M/ALTMFA/C/A/NHR/LS/AMXX	ALT3 TaskMB T arm ALBse CptCst NoHdrst Lmbr KD UnuphSeat	$512.22
ALT3M/ALTMFA/C/A/NHR/NLS/AMXX	ALT3 TaskMB T arm ALBse CptCst NoHdrstNoLmbrKD UnuphSeat	$465.46
ALT3M/ALTMFA/C/P/HR/LS/AMXX	ALT3 TaskMB T arm PLBse CptCst Hdrst Lmbr KD UnuphSeat	$476.59
ALT3M/ALTMFA/C/P/HR/NLS/AMXX	ALT3 TaskMB T arm PLBse CptCst Hdrst NoLmbr KD UnuphSeat	$424.25
ALT3M/ALTMFA/C/P/NHR/LS/AMXX	ALT3 TaskMB T arm PLBse CptCst NoHdrst Lmbr KD UnuphSeat	$447.64
ALT3M/ALTMFA/C/P/NHR/NLS/AMXX	ALT3 TaskMB T arm PLBse CptCst NoHdrstNoLmbrKD UnuphSeat	$400.87
ALT3M/ALTMFA/S/A/HR/LS/AMXX	ALT3 TaskMB T arm ALBse HrdCst Hdrst Lmbr KD UnuphSeat	$576.81
ALT3M/ALTMFA/S/A/HR/NLS/AMXX	ALT3 TaskMB T arm ALBse HrdCst Hdrst NoLmbr KD UnuphSeat	$523.36
ALT3M/ALTMFA/S/A/NHR/LS/AMXX	ALT3 TaskMB T arm ALBse HrdCst NoHdrst Lmbr KD UnuphSeat	$546.74
ALT3M/ALTMFA/S/A/NHR/NLS/AMXX	ALT3 TaskMB T arm ALBse HrdCst NoHdrstNoLmbrKD UnuphSeat	$499.97
ALT3M/ALTMFA/S/P/HR/LS/AMXX	ALT3 TaskMB T arm PLBse HrdCst Hdrst Lmbr KD UnuphSeat	$512.22
ALT3M/ALTMFA/S/P/HR/NLS/AMXX	ALT3 TaskMB T arm PLBse HrdCst Hdrst NoLmbr KD UnuphSeat	$459.88
ALT3M/ALTMFA/S/P/NHR/LS/AMXX	ALT3 TaskMB T arm PLBse HrdCst NoHdrst Lmbr KD UnuphSeat	$483.27
ALT3M/ALTMFA/S/P/NHR/NLS/AMXX	ALT3 TaskMB T arm PLBse HrdCst NoHdrstNoLmbrKD UnuphSeat	$436.50
ALT3M/ALTMNA/C/A/HR/LS/AMXX	ALT3 TaskMB NoArm ALBse CptCst Hdrst Lmbr KD UnuphSeat	$522.24
ALT3M/ALTMNA/C/A/HR/NLS/AMXX	ALT3 TaskMB NoArm ALBse CptCst Hdrst NoLmbr KD UnuphSeat	$472.13
ALT3M/ALTMNA/C/A/NHR/LS/AMXX	ALT3 TaskMB NoArm ALBse CptCst NoHdrst Lmbr KD UnuphSeat	$495.52
ALT3M/ALTMNA/C/A/NHR/NLS/AMXX	ALT3 TaskMB NoArm ALBse CptCst NoHdrstNoLmbrKD UnuphSeat	$448.75
ALT3M/ALTMNA/C/P/HR/LS/AMXX	ALT3 TaskMB NoArm PLBse CptCst Hdrst Lmbr KD UnuphSeat	$461.00
ALT3M/ALTMNA/C/P/HR/NLS/AMXX	ALT3 TaskMB NoArm PLBse CptCst Hdrst NoLmbr KD UnuphSeat	$410.89
ALT3M/ALTMNA/C/P/NHR/LS/AMXX	ALT3 TaskMB NoArm PLBse CptCst NoHdrst Lmbr KD UnuphSeat	$434.28
ALT3M/ALTMNA/C/P/NHR/NLS/AMXX	ALT3 TaskMB NoArm PLBse CptCst NoHdrstNoLmbrKD UnuphSeat	$387.51
ALT3M/ALTMNA/S/A/HR/LS/AMXX	ALT3 TaskMB NoArm ALBse HrdCst Hdrst Lmbr KD UnuphSeat	$576.81
ALT3M/ALTMNA/S/A/HR/NLS/AMXX	ALT3 TaskMB NoArm ALBse HrdCst Hdrst NoLmbr KD UnuphSeat	$526.69
ALT3M/ALTMNA/S/A/NHR/LS/AMXX	ALT3 TaskMB NoArm ALBse HrdCst NoHdrst Lmbr KD UnuphSeat	$550.09
ALT3M/ALTMNA/S/A/NHR/NLS/AMXX	ALT3 TaskMB NoArm ALBse HrdCst NoHdrstNoLmbrKD UnuphSeat	$503.31
ALT3M/ALTMNA/S/P/HR/LS/AMXX	ALT3 TaskMB NoArm PLBse HrdCst Hdrst Lmbr KD UnuphSeat	$514.45
ALT3M/ALTMNA/S/P/HR/NLS/AMXX	ALT3 TaskMB NoArm PLBse HrdCst Hdrst NoLmbr KD UnuphSeat	$464.34
ALT3M/ALTMNA/S/P/NHR/LS/AMXX	ALT3 TaskMB NoArm PLBse HrdCst NoHdrst Lmbr KD UnuphSeat	$487.73

NEW YORK ALT3 MODEL PRICE LIST

Date: 8/1/2022

ALT3M/ALTMNA/S/P/NHR/NLS/AMXX	ALT3 TaskMB NoArm PLBse HrdCst NoHdrstNoLmbrKD UnuphSeat	$440.96

NEW YORK ALTA MODEL PRICE LIST

Date: 8/1/2022

ALTA CHAIRS

ALTA UPHOLSTERABLE ARM CHAIR - WITH FOAM

ALT1WAL ***Alta Seating Leg Chair With Arms***
P, S ***P=Plastic Glides, S=Steel Glides***
XX/PXX/F ***Frame Color/Back Panel Color/Foam***
FAMILY NAME: ***ALT1U***

Model Number	Description	Price
ALT1WAL/P/XX/PXX/F	Alta Chair w/Arms RndBack Non-Ganging, Plastic Glides-With Foam	$153.81
ALT1WAL/S/XX/PXX/F	Alta Chair w/Arms RndBack Non-Ganging, Steel Glides-With Foam	$153.81

ALTA UPHOLSTERABLE ARMLESS CHAIR - WITH FOAM

ALT1NAL ***Alta Seating Leg Chair No Arms***
P, S ***P=Plastic Glides, S=Steel Glides***
XX/PXX/F ***Frame Color, Back Panel Color, Foam***
FAMILY NAME: ***ALT1U***

Model Number	Description	Price
ALT1NAL/P/XX/PXX/F	Alta Chair, No Arms and Non-Ganging, Plastic Glides-With Foam	$139.10
ALT1NAL/S/XX/PXX/F	Alta Chair, No Arms and Non-Ganging, Steel Glides-With Foam	$139.10

ALTA UPHOLSTERABLE ARM CHAIR - NO FOAM

ALT1WAL ***Alta Seating Leg Chair With Arms***
P, S ***P=Plastic Glides, S=Steel Glides***
XX/PXX/NF ***Frame Color, Back Panel Color, No Foam***
FAMILY NAME: ***ALT1U***

Model Number	Description	Price
ALT1WAL/P/XX/PXX/NF	Alta Chair w/Arms RndBack Non-Ganging, Plastic Glides-No Foam	$136.97
ALT1WAL/S/XX/PXX/NF	Alta Chair w/Arms RndBack Non-Ganging, Steel Glides-No Foam	$136.97

ALTA UPHOLSTERABLE ARMLESS CHAIR - NO FOAM

ALT1NAL ***Alta Seating Leg Chair No Arms***
P, S ***P=Plastic Glides, S=Steel Glides***
XX/PXX/NF ***Frame Color, Back Panel Color, No Foam***
FAMILY NAME: ***ALT1U***

Model Number	Description	Price
ALT1NAL/P/XX/PXX/NF	Alta Chair, No Arms and Non-Ganging, Plastic Glides-No Foam	$122.26
ALT1NAL/S/XX/PXX/NF	Alta Chair, No Arms and Non-Ganging, Steel Glides-No Foam	$122.26

NEW YORK ATTAIN MODEL PRICE LIST

Date: 8/1/2022

ATTAIN (KD OFFERING)

Model Number	Description	Price
CI-SPDCAP/XX/PXX/C	Attain Task Cantilever Arms Poly Carpet Casters	$148.95
CI-SPDCAP/XX/PXX/S	Attain Task Cantilever Arms Poly Soft Wheel Casters	$153.95
CI-SPDCAU/XX/PXX/C	Attain Task Cantilever Arms Upholsterable Seat Carpet Casters	$164.68
CI-SPDCAU/XX/PXX/S	Attain Task Cantilever Arms Upholsterable Seat Soft Wheel Casters	$169.68
CI-SPDCAUB/XX/PXX/C	Attain Task Cantilever Arms Upholsterable Seat&Back CarpetCstrs	$176.95
CI-SPDCAUB/XX/PXX/S	Attain Task Cantilever Arms Upholsterable Seat&Back SoftWhlCstrs	$181.95
CI-SPDNAP/XX/PXX/C	Attain Task No Arm Poly Carpet Casters	$135.36
CI-SPDNAP/XX/PXX/S	Attain Task No Arm Poly Soft Wheel Casters	$140.36
CI-SPDNAU/XX/PXX/C	Attain Task No Arm Upholsterable Seat Carpet Casters	$152.77
CI-SPDNAU/XX/PXX/S	Attain Task No Arm Upholsterable Seat Soft Wheel Casters	$157.77
CI-SPDNAUB/XX/PXX/C	Attain Task No Arm Upholsterable Seat & Back Carpet Casters	$168.40
CI-SPDNAUB/XX/PXX/S	Attain Task No Arm Upholsterable Seat & Back Soft Wheel Casters	$173.40

Model Number	Description	Price
CI-SPSCAP/XX/PXX/C	Attain Stool Cantilever Arms Poly Carpet Casters	$191.60
CI-SPSCAP/XX/PXX/S	Attain Stool Cantilever Arms Poly Soft Wheel Casters	$196.60
CI-SPSCAU/XX/PXX/C	Attain Stool Cantilever Arms Upholsterable Seat Carpet Casters	$207.33
CI-SPSCAU/XX/PXX/S	Attain Stool Cantilever Arms Upholsterable Seat Soft Wheel Cstrs	$212.33
CI-SPSCAUB/XX/PXX/C	Attain Stool Cantilever Arms Upholsterable Seat&Back Carpet Cstrs	$219.60
CI-SPSCAUB/XX/PXX/S	Attain Stool Cantilever Arms Upholsterable Seat&Back SftWhlCstrs	$224.60
CI-SPSNAP/XX/PXX/C	Attain Stool No Arms Poly Carpet Casters	$178.01
CI-SPSNAP/XX/PXX/S	Attain Stool No Arms Poly Soft Wheel Casters	$183.01
CI-SPSNAU/XX/PXX/C	Attain Stool No Arms Upholsterable Seat Carpet Casters	$195.42
CI-SPSNAU/XX/PXX/S	Attain Stool No Arms Upholsterable Seat Soft Wheel Casters	$200.42
CI-SPSNAUB/XX/PXX/C	Attain Stool No Arms Upholsterable Seat & Back Carpet Casters	$211.05
CI-SPSNAUB/XX/PXX/S	Attain Stool No Arms Upholsterable Seat & Back Soft Wheel Cstrs	$216.05

Model Number	Description	Price
CI-SNCAP/XX/PXX/C	Attain Nesting With Arms Poly Seat Carpet Casters	$203.18
CI-SNCAP/XX/PXX/G	Attain Nesting With Arms Poly Seat Glides	$209.62
CI-SNCAP/XX/PXX/S	Attain Nesting With Arms Poly Seat Hard Floor Casters	$207.18
CI-SNCAU/XX/PXX/C	Attain Nesting With Arms Upholsterable Seat Carpet Casters	$210.99
CI-SNCAU/XX/PXX/G	Attain Nesting With Arms Upholsterable Seat Glides	$217.43
CI-SNCAU/XX/PXX/S	Attain Nesting With Arms Upholsterable Seat Hard Floor Casters	$214.99
CI-SNNAP/XX/PXX/C	Attain Nesting No Arms Poly Seat Carpet Casters	$174.24
CI-SNNAP/XX/PXX/G	Attain Nesting No Arms Poly Seat Glides	$180.68
CI-SNNAP/XX/PXX/S	Attain Nesting No Arms Poly Seat Hard Floor Casters	$178.24
CI-SNNAU/XX/PXX/C	Attain Nesting No Arms Upholsterable Seat Carpet Casters	$182.05
CI-SNNAU/XX/PXX/G	Attain Nesting No Arms Upholsterable Seat Glides	$188.49
CI-SNNAU/XX/PXX/S	Attain Nesting No Arms Upholsterable Seat Hard Floor Casters	$186.05

NEW YORK ATTAIN MODEL PRICE LIST

Date: 8/1/2022

Model Number	Description	Price
CI-SNOVTAPLH/XX/PXX/C/LXX	Attain Nesting Poly Seat Left Hand Ovrszd Tablet Arm Carpet Cstrs	$303.29
CI-SNOVTAPLH/XX/PXX/G/LXX	Attain Nesting Poly Seat Left Hand Ovrszd Tablet Arm Glides	$309.73
CI-SNOVTAPLH/XX/PXX/S/LXX	Attain Nesting Poly Seat Left Hand Ovrszd Tablet Arm Hard Flr Cstrs	$307.29
CI-SNOVTAPRH/XX/PXX/C/LXX	Attain Nesting Poly Seat Right Hand Ovrszd Tablet Arm Carpet Cstrs	$303.29
CI-SNOVTAPRH/XX/PXX/G/LXX	Attain Nesting Poly Seat Right Hand Ovrszd Tablet Arm Glides	$309.73
CI-SNOVTAPRH/XX/PXX/S/LXX	Attain Nesting Poly Seat Right Hand Ovrszd Tablet Arm HrdFlrCstrs	$307.29
CI-SNOVTAULH/XX/PXX/C/LXX	Attain Nesting Upholsterable Seat LftHd Ovrszd TbltArm CrptCstrs	$311.10
CI-SNOVTAULH/XX/PXX/G/LXX	Attain Nesting Upholsterable Seat LftHand Ovrszd TbltArm Glides	$317.54
CI-SNOVTAULH/XX/PXX/S/LXX	Attain Nesting Upholsterable Seat LftHd Ovrszd TabArm HrdFlrCstrs	$315.10
CI-SNOVTAURH/XX/PXX/C/LXX	Attain Nesting Upholsterable Seat RgtHd Ovrszd TabArm CptCstrs	$311.10
CI-SNOVTAURH/XX/PXX/G/LXX	Attain Nesting Upholsterable Seat RgtHand Ovrszd Tblt Arm Glides	$317.54
CI-SNOVTAURH/XX/PXX/S/LXX	Attain Nesting Upholsterable Seat RgtHd Ovrszd TabArm HrdFlrCstrs	$315.10
CI-SNTAPLH/XX/PXX/C/LXX	Attain Nesting Poly Seat Left Hand Tablet Arm Carpet Casters	$279.02
CI-SNTAPLH/XX/PXX/G/LXX	Attain Nesting Poly Seat Left Hand Tablet Arm Glides	$285.46
CI-SNTAPLH/XX/PXX/S/LXX	Attain Nesting Poly Seat Left Hand Tablet Arm Hard Floor Casters	$283.02
CI-SNTAPRH/XX/PXX/C/LXX	Attain Nesting Poly Seat Right Hand Tablet Arm Carpet Casters	$279.02
CI-SNTAPRH/XX/PXX/G/LXX	Attain Nesting Poly Seat Right Hand Tablet Arm Glides	$285.46
CI-SNTAPRH/XX/PXX/S/LXX	Attain Nesting Poly Seat Right Hand Tablet Arm Hard Floor Casters	$283.02
CI-SNTAULH/XX/PXX/C/LXX	Attain Nesting Upholsterable Seat Left Hand Tablet Arm CrptCstrs	$286.83
CI-SNTAULH/XX/PXX/G/LXX	Attain Nesting Upholsterable Seat Left Hand Tablet Arm Glides	$293.27
CI-SNTAULH/XX/PXX/S/LXX	Attain Nesting Upholsterable Seat LeftHand Tablet Arm HrdFlrCstrs	$290.83
CI-SNTAURH/XX/PXX/C/LXX	Attain Nesting Upholsterable Seat Right Hand Tablet Arm CrptCstrs	$286.83
CI-SNTAURH/XX/PXX/G/LXX	Attain Nesting Upholsterable Seat Right Hand Tablet Arm Glides	$293.27
CI-SNTAURH/XX/PXX/S/LXX	Attain Nesting Upholsterable Seat RightHand Tblt Arm HrdFlrCstrs	$290.83

Model Number	Description	Price
CI-SSCAP/XX/PXX/GBL	Attain Cantlvr Arm Poly Seat/Back SledBase ChrPlstc SledBaseGlds	$115.94
CI-SSCAP/XX/PXX/GFT	Attain Cantlvr Arm Poly Seat/Back Sled Base Chair Felt Glides	$118.34
CI-SSCAP/XX/PXX/GSS	Attain Cantlvr Arm Poly Seat/Back Sled Base Chr Stainless Stl Glds	$118.74
CI-SSCAP/XX/PXX/NG	Attain Cantilever Arm Poly Seat/Back Sled Base Chair No Glides	$110.74
CI-SSCAP/XX/PXX/NS	Attain Cantlvr Arm Poly Seat/Back Sled Base Chair Non Skid Glides	$115.34
CI-SSCAU/XX/PXX/GBL	Attain Cantlvr Arm Uph St/PolyBack SledBase ChrPlstc SledBseGlds	$134.59
CI-SSCAU/XX/PXX/GFT	Attain Cantlvr Arm Uph St/PolyBack Sled Base Chair Felt Glides	$136.99
CI-SSCAU/XX/PXX/GSS	Attain Cantlvr Arm Uph St/Poly Back Sled Base Chr Stnless Stl Glds	$137.39
CI-SSCAU/XX/PXX/NG	Attain Cantilever Arm Uph St/Poly Back Sled Base Chair No Glides	$129.39
CI-SSCAU/XX/PXX/NS	Attain Cantlvr Arm Uph St/Poly Back Sled Base Chr Non Skid Glides	$133.99
CI-SSCAUB/XX/PXX/GBL	Attain Cantlvr Arm Uph Sea &Back SledBase ChrPlstc SledBaseGlds	$146.86
CI-SSCAUB/XX/PXX/GFT	Attain Cantilever Arm Uph Seat & Back Sled Base Chair Felt Glides	$149.26
CI-SSCAUB/XX/PXX/GSS	Attain Cantlvr Arm Uph Seat & Back Sled Base Chr Stnless Stl Glds	$149.66
CI-SSCAUB/XX/PXX/NG	Attain Cantilever Arm Uph Seat & Back Sled Base Chair No Glides	$141.66
CI-SSCAUB/XX/PXX/NS	Attain Cantlvr Arm Uph Seat & Back Sled Base Chr Non Skid Glides	$146.26
CI-SSNAP/XX/PXX/GBL	Attain Armless Poly Seat/Back Sled Base ChrPlastic SledBaseGlds	$94.68
CI-SSNAP/XX/PXX/GFT	Attain Armless Poly Seat/Back Sled Base Chair Felt Glides	$97.08
CI-SSNAP/XX/PXX/GSS	Attain Armless Poly Seat/Back Sled Base Chair Stainless Steel Glds	$97.48
CI-SSNAP/XX/PXX/NG	Attain Armless Poly Seat/Back Sled Base Chair No Glides	$89.48
CI-SSNAP/XX/PXX/NS	Attain Armless Poly Seat/Back Sled Base Chair Non Skid Glides	$94.08
CI-SSNAU/XX/PXX/GBL	Attain Armless Uph St/Poly Back Sled Base ChrPlstc SledBseGlds	$113.33
CI-SSNAU/XX/PXX/GFT	Attain Armless Uph St/Poly Back Sled Base Chair Felt Glides	$115.73
CI-SSNAU/XX/PXX/GSS	Attain Armless Uph St/Poly Back Sled Base Chair Stnless Steel Glds	$116.13
CI-SSNAU/XX/PXX/NG	Attain Armless Uph St/Poly Back Sled Base Chair No Glides	$108.13

CI-SSNAU/XX/PXX/NS	Attain Armless Uph St/Poly Back Sled Base Chair Non Skid Glides	$112.73
CI-SSNAUB/XX/PXX/GBL	Attain Armless Uph Seat & Back Sled Base ChairPlstc SledBaseGlds	$125.60
CI-SSNAUB/XX/PXX/GFT	Attain Armless Uph Seat & Back Sled Base Chair Felt Glides	$128.00
CI-SSNAUB/XX/PXX/GSS	Attain Armless Uph Seat & Back Sled Base Chair Stnless Steel Glds	$128.40
CI-SSNAUB/XX/PXX/NG	Attain Armless Uph Seat & Back Sled Base Chair No Glides	$120.40
CI-SSNAUB/XX/PXX/NS	Attain Armless Uph Seat & Back Sled Base Chair Non Skid Glides	$125.00

Model Number	Description	Price
CI-SLCAP/XX/PXX/F	Attain Four Leg Cantilever Arm Poly Seat & Back Chair Felt Glides	$100.99
CI-SLCAP/XX/PXX/P	Attain Four Leg Cantilever Arm Poly Seat & Back Chair Plastic Glds	$100.23
CI-SLCAP/XX/PXX/S	Attain Four Leg Cantilever Arm Poly Seat & Back Chair Steel Glides	$100.23
CI-SLCAPC/XX/PXX/C	Attain Four Leg Cantilever Arm Poly Seat & Back Chair Carpet Cstrs	$113.44
CI-SLCAPC/XX/PXX/S	Attain Four Leg Cantilever Arm Poly Seat&Back Chair Hard Flr Cstrs	$117.44
CI-SLCAU/XX/PXX/F	Attain Four Leg Cantilever Arm Uph St/Poly Back Chair Felt Glides	$119.64
CI-SLCAU/XX/PXX/P	Attain Four Leg Cantilever Arm Uph St/Poly Back Chair Plastic Glds	$118.88
CI-SLCAU/XX/PXX/S	Attain Four Leg Cantilever Arm Uph St/Poly Back Chair Steel Glides	$118.88
CI-SLCAUB/XX/PXX/F	Attain Four Leg Cantilever Arm Uph Seat & Back Chair Felt Glides	$131.91
CI-SLCAUB/XX/PXX/P	Attain Four Leg Cantilever Arm Uph Seat & Back Chair Plastic Glds	$131.15
CI-SLCAUB/XX/PXX/S	Attain Four Leg Cantilever Arm Uph Seat & Back Chair Steel Glides	$131.15
CI-SLCAUBC/XX/PXX/C	Attain Four Leg Cantilever Arm Uph Seat & Back Chair Carpet Cstrs	$144.36
CI-SLCAUBC/XX/PXX/S	Attain Four Leg Cantilever Arm Uph Seat & Back Chair HardFlrCstrs	$148.36
CI-SLCAUC/XX/PXX/C	Attain Four Leg Cantilever Arm Uph St/Poly Back Chair Carpet Cstrs	$132.09
CI-SLCAUC/XX/PXX/S	Attain Four Leg Cantilever Arm Uph St/Poly Back Chair HardFlrCstrs	$136.09
CI-SLNAP/XX/PXX/F	Attain Four Leg Armless Poly Seat & Back Chair Felt Glides	$76.79
CI-SLNAP/XX/PXX/P	Attain Four Leg Armless Poly Seat & Back Chair Plastic Glides	$76.03
CI-SLNAP/XX/PXX/S	Attain Four Leg Armless Poly Seat & Back Chair Steel Glides	$76.03
CI-SLNAPC/XX/PXX/C	Attain Four Leg Armless Poly Seat & Back Chair Carpet Casters	$89.24
CI-SLNAPC/XX/PXX/S	Attain Four Leg Armless Poly Seat & Back Chair Hard Floor Casters	$93.24
CI-SLNAU/XX/PXX/F	Attain Four Leg Armless Uph St/Poly Back Chair Felt Glides	$95.44
CI-SLNAU/XX/PXX/P	Attain Four Leg Armless Uph St/Poly Back Chair Plastic Glides	$94.68
CI-SLNAU/XX/PXX/S	Attain Four Leg Armless Uph St/Poly Back Chair Steel Glides	$94.68
CI-SLNAUB/XX/PXX/F	Attain Four Leg Armless Uph Seat & Back Chair Felt Glides	$107.71
CI-SLNAUB/XX/PXX/P	Attain Four Leg Armless Uph Seat & Back Chair Plastic Glides	$106.95
CI-SLNAUB/XX/PXX/S	Attain Four Leg Armless Uph Seat & Back Chair Steel Glides	$106.95
CI-SLNAUBC/XX/PXX/C	Attain Four Leg Armless Uph Seat & Back Chair Carpet Casters	$120.16
CI-SLNAUBC/XX/PXX/S	Attain Four Leg Armless Uph Seat & Back Chair Hard Floor Casters	$124.16
CI-SLNAUC/XX/PXX/C	Attain Four Leg Armless Uph St/Poly Back Chair Carpet Casters	$107.89
CI-SLNAUC/XX/PXX/S	Attain Four Leg Armless Uph St/Poly Back Chair Hard Floor Casters	$111.89

ATTAIN (FINISHED GOOD OFFERING)

ATTAIN HIGH DENSITY STACK CHAIR (FINISHED GOOD)

SWNA	***Attain High Density Stack Chair (Finished Good)***
F, G, GS, H, NG, NS, S	***Glide Option***
XX	***Base Color***
PXX	***Poly Seat & Back Color***
XXXXX	***Seat Fabric (Grade 1 Only)***
FAMILY NAME:	***SWSCP, SWSCU, SWTA***

Model Number	Description	Price
SWNA/F/XX/PXX	Attain Armless Poly Seat/Back HD Stack Chair Felt Glides	$96.88
SWNA/G/XX/PXX	Attain Armless Poly Seat/Back HD Stack Chair Ganging Poly Glides	$97.99
SWNA/GS/XX/PXX	Attain Armless Poly Seat/Back HD Stack Chair Ganging Steel Glides	$97.99
SWNA/H/XX/PXX	Attain Armless Poly Seat/Back HD Stack Chair Poly Glides	$95.77
SWNA/NG/XX/PXX	Attain Armless Poly Seat/Back HD Stack Chair No Glides	$93.54
SWNA/NS/XX/PXX	Attain Armless Poly Seat/Back HD Stack Chair GangingNonSkidGlds	$95.77

SWNA/S/XX/PXX	Attain Armless Poly Seat/Back HD Stack Chair Stainless Steel Glides	$95.77
SWNAU/F/XX/PXX/XXXXX	Attain Armless Upholstred Seat HD Stack Chair Felt Glides	$145.87
SWNAU/G/XX/PXX/XXXXX	Attain Armless Upholstred Seat HD Stack Chr Ganging Poly Glides	$146.99
SWNAU/GS/XX/PXX/XXXXX	Attain Armless Upholstred Seat HD Stack Chr Ganging Steel Glides	$146.99
SWNAU/H/XX/PXX/XXXXX	Attain Armless Upholstred Seat HD Stack Chair Poly Glides	$144.76
SWNAU/NG/XX/PXX/XXXXX	Attain Armless Upholstred Seat HD Stack Chair No Glides	$142.53
SWNAU/NS/XX/PXX/XXXXX	Attain Armless Upholstred Seat HD Stack Chr Ganging NonSkidGlds	$144.76
SWNAU/S/XX/PXX/XXXXX	Attain Armless Upholstred Seat HD Stack Chair Stainless Steel Glds	$144.76
SWTAL/LXX	Standard Flip Up Tablet Arm Left for Attain	$94.65
SWTAR/LXX	Standard Flip Up Tablet Arm Right for Attain	$94.65

ATTAIN FOUR LEG CHAIR (FINISHED GOOD)

SLCAP	***Attain Four Leg Cantilever Arm Chair (Finished Good)***
P, S, F	***Glides-(P=Plastic Glides, replace P with S for steel glides and F for Felt Glides)***
C, S	***Casters-(C=Carpet Casters, replace C with S for Hard Floor Casters)***
XX	***Frame Color***
PXX	***Poly Seat & Back Color***
LXX	***Laminate Color***
XXXXX	***Seat Fabric (Grade 1 Only)***
FAMILY NAME:	***SLP, SLU, SLUB***

Model Number	Description	Price
SLCAP/XX/PXX/P	Attain Four Leg Cantilever Arm Poly Seat & Back Chair Plastic Glds	$126.95
SLCAPC/XX/PXX/C	Attain Four Leg Cantilever Arm Poly Seat & Back Chair Carpet Cstrs	$143.64
SLCAU/XX/PXX/P/XXXXX	Attain Four Leg Cantilever Arm Upholstered Seat Chair Plastic Glds	$159.24
SLCAUB/XX/PXX/P/XXXXX	Attain Four Leg Ctlvr Arm Upholstered Seat&Back Chair Plastic Glds	$189.30
SLCAUBC/XX/PXX/C/XXXXX	Attain Four Leg Ctlvr Arm Upholstered Seat&Back Chair CarpetCstrs	$200.43
SLCAUC/XX/PXX/C/XXXXX	Attain Four Leg Cantilever Arm Upholstered Seat Chair Carpet Cstrs	$173.71
SLLAP/XX/PXX/P	Attain Four Leg Loop Arm Poly Seat & Back Chair Plastic Glides	$133.62
SLLAPC/XX/PXX/C	Attain Four Leg Loop Arm Poly Seat & Back Chair Carpet Casters	$149.22
SLLAU/XX/PXX/P/XXXXX	Attain Four Leg Loop Upholstered Seat Arm Chair Plastic Glides	$163.69
SLLAUB/XX/PXX/P/XXXXX	Attain Four Leg Loop Upholstered Seat&Back Arm Chair Plastic Glds	$194.87
SLLAUBC/XX/PXX/C/XXXXX	Attain Four Leg Loop Upholstered Seat&Back Arm Chair CarpetCstrs	$206.00
SLLAUC/XX/PXX/C/XXXXX	Attain Four Leg Loop Upholstered Seat Arm Chair Carpet Casters	$180.40
SLNAP/XX/PXX/P	Attain Four Leg Armless Poly Seat & Back Chair Plastic Glides	$103.56
SLNAPC/XX/PXX/C	Attain Four Leg Armless Poly Seat & Back Chair Carpet Casters	$114.70
SLNAU/XX/PXX/P/XXXXX	Attain Four Leg Armless Upholstered Seat Chair Plastic Glides	$134.73
SLNAUB/XX/PXX/P/XXXXX	Attain Four Leg Armless Upholstered Seat & Back Chair Plastic Glds	$163.69
SLNAUBC/XX/PXX/C/XXXXX	Attain Four Leg Armless Upholstered Seat&Back Chair Carpet Cstrs	$177.05
SLNAUC/XX/PXX/C/XXXXX	Attain Four Leg Armless Upholstered Seat Chair Carpet Casters	$148.10
SLOVTAPLH/XX/PXX/P/LXX	Attain Four Leg Ovszd TabArm Lft Poly Seat & Back Chr Plastic Glds	$232.72
SLOVTAPRH/XX/PXX/P/LXX	Attain Four Leg Ovszd TabArm Rgt Poly Seat&Back Chr Plastic Glds	$232.72
SLOVTAUBLH/XX/PXX/P/LXX/XXXXX	Attain Four Leg Ovszd TabArm Lft Upholstered St&Bk Chr PlstcGlds	$271.70
SLOVTAUBRH/XX/PXX/P/LXX/XXXXX	Attain Four Leg Ovszd TabArm Rgt Upholstered St&Bk Chr PlstcGlds	$271.70
SLOVTAULH/XX/PXX/P/LXX/XXXXX	Attain Four Leg Ovszd TabArm Lft Upholstered St Chr Plastic Glds	$244.98
SLOVTAURH/XX/PXX/P/LXX/XXXXX	Attain Four Leg Ovszd TabArm Rgt Upholstered Seat Chr Plstc Glds	$244.98
SLTAPLH/XX/PXX/P/LXX	Attain Four Leg Tablet Arm Lft Poly Seat & Back Chair Plastic Glds	$187.07
SLTAPRH/XX/PXX/P/LXX	Attain Four Leg Tablet Arm Rgt Poly Seat & Back Chair Plastic Glds	$187.07
SLTAUBLH/XX/PXX/P/LXX/XXXXX	Attain Four Leg Tablet Arm Lft Upholstered Seat&Bk Chr PlstcGlds	$252.77
SLTAUBRH/XX/PXX/P/LXX/XXXXX	Attain Four Leg Tablet Arm Rgt Upholstered St&Bk Chr Plastic Glds	$252.77
SLTAULH/XX/PXX/P/LXX/XXXXX	Attain Four Leg Tablet Arm Lft Upholstered Seat Chair Plastic Glds	$222.71
SLTAURH/XX/PXX/P/LXX/XXXXX	Attain Four Leg Tablet Arm Rgt Upholstered Seat Chair Plastic Glds	$222.71

NEW YORK ATTAIN MODEL PRICE LIST

Date: 8/1/2022

ATTAIN SLED BASE CHAIR (FINISHED GOOD)

SSCAP	***Attain Cantilever Arm Sled Base Chair (Finished Good)***
NG, NS, GBL, GSS, GFT	***Glide Option***
XX	***Frame Color***
PXX	***Poly Seat & Back Color***
XXXXX	***Seat Fabric (Grade 1 Only)***
FAMILY NAME:	***SSP, SSU, SSUB***

Model Number	Description	Price
SSCAP/XX/PXX/GBL	Attain Cntlvr Arm Poly Seat/Back Sled Base Chair Black Plastic Glds	$153.67
SSCAP/XX/PXX/GFT	Attain Cntlvr Arm Poly Seat/Back Sled Base Chair Felt Glides	$178.15
SSCAP/XX/PXX/GSS	Attain Cntlvr Arm Poly Seat/Back Sled Base Chair Stainless Stl Glds	$151.44
SSCAP/XX/PXX/NG	Attain Cntlvr Arm Poly Seat/Back Sled Base Chair No Glides	$138.08
SSCAP/XX/PXX/NS	Attain Cntlvr Arm Poly Seat/Back Sled Base Chair Non Skid Glides	$151.44
SSCAU/XX/PXX/XXXXX/GBL	Attain Cntlvr Arm Uph Seat/Poly Back Sled Base Chair BlckPlstcGlds	$184.85
SSCAU/XX/PXX/XXXXX/GFT	Attain Cntlvr Arm Uph Seat/Poly Back Sled Base Chair Felt Glides	$205.14
SSCAU/XX/PXX/XXXXX/GSS	Attain Cntlvr Arm Uph Seat/Poly Back Sled Base Chair Stnls Stl Glds	$182.62
SSCAU/XX/PXX/XXXXX/NG	Attain Cntlvr Arm Uph Seat/Poly Back Sled Base Chair No Glides	$169.26
SSCAU/XX/PXX/XXXXX/NS	Attain Cntlvr Arm Uph Seat/Poly Back Sled Base Chair NonSkid Glds	$182.62
SSCAUB/XX/PXX/XXXXX/GBL	Attain Cntlvr Arm Uph Seat & Back Sled Base Chair BlackPlasticGlds	$218.25
SSCAUB/XX/PXX/XXXXX/GFT	Attain Cntlvr Arm Uph Seat & Back Sled Base Chair Felt Glides	$236.32
SSCAUB/XX/PXX/XXXXX/GSS	Attain Cntlvr Arm Uph Seat & Back Sled Base Chair Stnls Steel Glds	$216.03
SSCAUB/XX/PXX/XXXXX/NG	Attain Cntlvr Arm Uph Seat & Back Sled Base Chair No Glides	$200.66
SSCAUB/XX/PXX/XXXXX/NS	Attain Cntlvr Arm Uph Seat & Back Sled Base Chair Non Skid Glides	$216.03
SSNAP/XX/PXX/GBL	Attain Armless Poly Seat/Back Sled Base Chair Black Plastic Glides	$130.28
SSNAP/XX/PXX/GFT	Attain Armless Poly Seat/Back Sled Base Chair Felt Glides	$145.25
SSNAP/XX/PXX/GSS	Attain Armless Poly Seat/Back Sled Base Chair Stainless Steel Glds	$128.06
SSNAP/XX/PXX/NG	Attain Armless Poly Seat/Back Sled Base Chair No Glides	$114.70
SSNAP/XX/PXX/NS	Attain Armless Poly Seat/Back Sled Base Chair Non Skid Glides	$128.06
SSNAU/XX/PXX/XXXXX/GBL	Attain Armless Uph Seat/Poly Back Sled Base Chair Black Plstc Glds	$158.76
SSNAU/XX/PXX/XXXXX/GFT	Attain Armless Uph Seat/Poly Back Sled Base Chair Felt Glides	$178.25
SSNAU/XX/PXX/XXXXX/GSS	Attain Armless Uph Seat/Poly Back Sled Base Chair Stnls Stl Glides	$156.56
SSNAU/XX/PXX/XXXXX/NG	Attain Armless Uph Seat/Poly Back Sled Base Chair No Glides	$143.33
SSNAU/XX/PXX/XXXXX/NS	Attain Armless Uph Seat/Poly Back Sled Base Chair Non Skid Glides	$156.56
SSNAUB/XX/PXX/XXXXX/GBL	Attain Armless Uph Seat & Back Sled Base Chair Black Plastic Glds	$191.84
SSNAUB/XX/PXX/XXXXX/GFT	Attain Armless Uph Seat & Back Sled Base Chair Felt Glides	$211.45
SSNAUB/XX/PXX/XXXXX/GSS	Attain Armless Uph Seat & Back Sled Base Chair Stnls Steel Glides	$189.63
SSNAUB/XX/PXX/XXXXX/NG	Attain Armless Uph Seat & Back Sled Base Chair No Glides	$176.40
SSNAUB/XX/PXX/XXXXX/NS	Attain Armless Uph Seat & Back Sled Base Chair Non Skid Glides	$189.63
SSOVTAPLH/XX/PXX/GBL	Attain OvsdTab LH Poly Seat/Back Sled Base Chr Black Plastic Glds	$270.59
SSOVTAPLH/XX/PXX/GFT	Attain OvsdTab LH Poly Seat/Back Sled Base Chr Felt Glides	$287.25
SSOVTAPLH/XX/PXX/GSS	Attain OvsdTab LH Poly Seat/Back Sled Base Chr Stainless Stl Glds	$268.36
SSOVTAPLH/XX/PXX/NG	Attain OvsdTab LH Poly Seat/Back Sled Base Chr No Glides	$252.77
SSOVTAPLH/XX/PXX/NS	Attain OvsdTab LH Poly Seat/Back Sled Base Chr Non Skid Glides	$268.36
SSOVTAPRH/XX/PXX/GBL	Attain OvsdTab RH Poly Seat/Back Sled Base Chr Black Plastic Glds	$270.59
SSOVTAPRH/XX/PXX/GFT	Attain OvsdTab RH Poly Seat/Back Sled Base Chr Felt Glides	$287.25
SSOVTAPRH/XX/PXX/GSS	Attain OvsdTab RH Poly Seat/Back Sled Base Chr Stainless Stl Glds	$268.36
SSOVTAPRH/XX/PXX/NG	Attain OvsdTab RH Poly Seat/Back Sled Base Chr No Glides	$252.77
SSOVTAPRH/XX/PXX/NS	Attain OvsdTab RH Poly Seat/Back Sled Base Chr Non Skid Glides	$268.36
SSOVTAUBLH/XX/PXX/XXXXX/GBL	Attain OvsdTab LH Uph Seat & Back Sled Base Chr Black Plstc Glds	$324.14
SSOVTAUBLH/XX/PXX/XXXXX/GFT	Attain OvsdTab LH Uph Seat & Back Sled Base Chr Felt Glides	$344.18
SSOVTAUBLH/XX/PXX/XXXXX/GSS	Attain OvsdTab LH Uph Seat & Back Sled Base Chr Stnls Steel Glds	$321.93
SSOVTAUBLH/XX/PXX/XXXXX/NG	Attain OvsdTab LH Uph Seat & Back Sled Base Chr No Glides	$308.70
SSOVTAUBLH/XX/PXX/XXXXX/NS	Attain OvsdTab LH Uph Seat & Back Sled Base Chr Non Skid Glides	$321.93
SSOVTAUBRH/XX/PXX/XXXXX/GBL	Attain OvsdTab RH Uph Seat & Back Sled Base Chr Blk PlasticGlds	$324.14
SSOVTAUBRH/XX/PXX/XXXXX/GFT	Attain OvsdTab RH Uph Seat & Back Sled Base Chr Felt Glides	$344.18
SSOVTAUBRH/XX/PXX/XXXXX/GSS	Attain OvsdTab RH Uph Seat & Back Sled Base Chr Stnls Steel Glds	$321.93
SSOVTAUBRH/XX/PXX/XXXXX/NG	Attain OvsdTab RH Uph Seat & Back Sled Base Chr No Glides	$308.70

SSOVTAUBRH/XX/PXX/XXXXX/NS	Attain OvsdTab RH Uph Seat & Back Sled Base Chr Non Skid Glides	$321.93
SSOVTAULH/XX/PXX/XXXXX/GBL	Attain OvsdTab LH Uph Seat/Poly Back Sled Base Chr Blk PlstcGlds	$291.06
SSOVTAULH/XX/PXX/XXXXX/GFT	Attain OvsdTab LH Uph Seat/Poly Back Sled Base Chr Felt Glides	$312.18
SSOVTAULH/XX/PXX/XXXXX/GSS	Attain OvsdTab LH Uph Seat/Poly Back Sled Base Chr Stnls StlGlds	$288.86
SSOVTAULH/XX/PXX/XXXXX/NG	Attain OvsdTab LH Uph Seat/Poly Back Sled Base Chr No Glides	$275.63
SSOVTAULH/XX/PXX/XXXXX/NS	Attain OvsdTab LH Uph Seat/Poly Back Sled Base Chr NonSkidGlds	$288.86
SSOVTAURH/XX/PXX/XXXXX/GBL	Attain OvsdTab RH Uph Seat/Poly Back Sled Base Chr BlkPlstcGlds	$291.06
SSOVTAURH/XX/PXX/XXXXX/GFT	Attain OvsdTab RH Uph Seat/Poly Back Sled Base Chr Felt Glides	$312.18
SSOVTAURH/XX/PXX/XXXXX/GSS	Attain OvsdTab RH Uph Seat/Poly Back Sled Base Chr Stnls Stl Glds	$288.86
SSOVTAURH/XX/PXX/XXXXX/NG	Attain OvsdTab RH Uph Seat/Poly Back Sled Base Chr No Glides	$275.63
SSOVTAURH/XX/PXX/XXXXX/NS	Attain OvsdTab RH Uph Seat/Poly Back Sled Base Chr NonSkidGlds	$288.86
SSTAPLH/XX/PXX/GBL	Attain Tab Arm LH Poly Seat/Back Sled Base Chair Black PlstcGlds	$236.07
SSTAPLH/XX/PXX/GFT	Attain Tab Arm LH Poly Seat/Back Sled Base Chair Felt Glides	$253.45
SSTAPLH/XX/PXX/GSS	Attain Tab Arm LH Poly Seat/Back Sled Base Chair Stainless StlGlds	$233.85
SSTAPLH/XX/PXX/NG	Attain Tab Arm LH Poly Seat/Back Sled Base Chair No Glides	$220.48
SSTAPLH/XX/PXX/NS	Attain Tab Arm LH Poly Seat/Back Sled Base Chair Non Skid Glides	$233.85
SSTAPRH/XX/PXX/GBL	Attain Tab Arm RH Poly Seat/Back Sled Base Chair Black PlstcGlds	$236.07
SSTAPRH/XX/PXX/GFT	Attain Tab Arm RH Poly Seat/Back Sled Base Chair Felt Glides	$253.45
SSTAPRH/XX/PXX/GSS	Attain Tab Arm RH Poly Seat/Back Sled Base Chair Stainless tlGlds	$233.85
SSTAPRH/XX/PXX/NG	Attain Tab Arm RH Poly Seat/Back Sled Base Chair No Glides	$220.48
SSTAPRH/XX/PXX/NS	Attain Tab Arm RH Poly Seat/Back Sled Base Chair StainlessStlGlds	$233.85
SSTAUBLH/XX/PXX/XXXXX/GBL	Attain Tab Arm LH Uph Seat & Back Sled Base Chair Black PlstcGlds	$293.27
SSTAUBLH/XX/PXX/XXXXX/GFT	Attain Tab Arm LH Uph Seat & Back Sled Base Chair Felt Glides	$311.88
SSTAUBLH/XX/PXX/XXXXX/GSS	Attain Tab Arm LH Uph Seat & Back Sled Base Chair Stnls SteelGlds	$291.06
SSTAUBLH/XX/PXX/XXXXX/NG	Attain Tab Arm LH Uph Seat & Back Sled Base Chair No Glides	$277.83
SSTAUBLH/XX/PXX/XXXXX/NS	Attain Tab Arm LH Uph Seat & Back Sled Base Chair Non Skid Glds	$291.06
SSTAUBRH/XX/PXX/XXXXX/GBL	Attain Tab Arm RH Uph Seat & Back Sled Base Chair No Glides	$293.27
SSTAUBRH/XX/PXX/XXXXX/GFT	Attain Tab Arm RH Uph Seat/Poly Back Sled Base Chr Felt Glides	$311.88
SSTAUBRH/XX/PXX/XXXXX/GSS	Attain Tab Arm RH Uph Seat & Back Sled Base Chair Non Skid Glds	$291.06
SSTAUBRH/XX/PXX/XXXXX/NG	Attain Tab Arm RH Uph Seat/Poly Back Sled Base Chr No Glides	$277.83
SSTAUBRH/XX/PXX/XXXXX/NS	Attain Tab Arm RH Uph Seat/Poly Back Sled BaseChair StnlsStlGlds	$291.06
SSTAULH/XX/PXX/XXXXX/GBL	Attain Tab Arm LH Uph Seat/Poly Back Sled BaseChair BlkPlstcGlds	$269.01
SSTAULH/XX/PXX/XXXXX/GFT	Attain Tab Arm LH Uph Seat/Poly Back Sled Base Chair Felt Glides	$289.78
SSTAULH/XX/PXX/XXXXX/GSS	Attain Tab Arm LH Uph Seat/Poly Back Sled BaseChair Stnls StlGlds	$266.81
SSTAULH/XX/PXX/XXXXX/NG	Attain Tab Arm LH Uph Seat/Poly Back Sled Base Chair No Glides	$253.58
SSTAULH/XX/PXX/XXXXX/NS	Attain Tab Arm LH Uph Seat/Poly Back Sled Base Chr NonSkidGlds	$266.81
SSTAURH/XX/PXX/XXXXX/GBL	Attain Tab Arm RH Poly Seat/Back Sled Base Chair No Glides	$269.01
SSTAURH/XX/PXX/XXXXX/GFT	Attain Tab Arm RH Uph Seat & Back Sled Base Chair Felt Glides	$289.78
SSTAURH/XX/PXX/XXXXX/GSS	Attain Tab Arm RH Poly Seat/Back Sled Base Chair Non Skid Glides	$266.81
SSTAURH/XX/PXX/XXXXX/NG	Attain Tab Arm RH Uph Seat & Back Sled Base Chair No Glides	$253.58
SSTAURH/XX/PXX/XXXXX/NS	Attain Tab Arm RH Uph Seat & Back Sled Base Chr Stnls Steel Glds	$266.81

ATTAIN CAFÉ STOOLS (FINISHED GOOD)

SLSCAP	***Attain Cantilever Arm Café Stool (Finished Good)***
23 or 29	***Seat Height (23" or 29")***
XX	***Frame Color***
PXX	***Poly Seat & Back Color***
XXXXX	***Seat Fabric (Grade 1 Only)***
P, S, F	***Glides-(P=Plastic Glides, replace P with S for steel glides and F for Felt Glides)***
FAMILY NAME:	***SLSP, SLSU, SLSUB***

Model Number	Description	Price
SLSCAP/23/XX/PXX/P	Attain FourLeg CntlvrArm Café Stool 23" Seat Height Plastic Glides	$180.40
SLSCAP/29/XX/PXX/P	Attain FourLeg CntlvrArm Café Stool 29" Seat Height Plastic Glides	$180.40
SLSCAU/23/XX/PXX/XXXXX/P	Attain FourLeg CntlvrArm Café Stool 23"Uph St/Poly BkHgt PlstGlds	$211.57
SLSCAU/29/XX/PXX/XXXXX/P	Attain FourLeg CntlvrArm Café Stool 29"Uph St/Poly BkHgt PlstGlds	$211.57
SLSCAUB/23/XX/PXX/XXXXX/P	Attain FourLeg CntlvrArm Café Stool 23" Uph Seat&BkHgt PlstcGlds	$240.52
SLSCAUB/29/XX/PXX/XXXXX/P	Attain FourLeg CntlvrArm Café Stool 29" Uph Seat&BkHgt PlstcGlds	$240.52
SLSLAP/23/XX/PXX/P	Attain FourLeg LoopArm Café Stool 23" Seat Height Plastic Glides	$184.85

NEW YORK ATTAIN MODEL PRICE LIST

Date: 8/1/2022

SLSLAP/29/XX/PXX/P	Attain FourLeg LoopArm Café Stool 29" Seat Height Plastic Glides	$184.85
SLSLAU/23/XX/PXX/XXXXX/P	Attain FourLeg LoopArm Café Stool 23"Uph St/Poly BkHgt PlstGlds	$217.14
SLSLAU/29/XX/PXX/XXXXX/P	Attain FourLeg LoopArm Café Stool 29"Uph St/Poly BkHgt PlstGlds	$217.14
SLSLAUB/23/XX/PXX/XXXXX/P	Attain FourLeg LoopArm Café Stool 23" Uph Seat&BkHgt PlstcGlds	$247.21
SLSLAUB/29/XX/PXX/XXXXX/P	Attain FourLeg LoopArm Café Stool 29" Uph Seat&BkHgt PlstcGlds	$247.21
SLSNAP/23/XX/PXX/P	Attain Four Leg Armless Café Stool 23" Seat Height Plastic Glides	$145.87
SLSNAP/29/XX/PXX/P	Attain Four Leg Armless Café Stool 29" Seat Height Plastic Glides	$145.87
SLSNAU/23/XX/PXX/XXXXX/P	Attain Four Leg Armless Café Stool 23" Uph St/Poly BkHgt PlstcGlds	$180.40
SLSNAU/29/XX/PXX/XXXXX/P	Attain Four Leg Armless Café Stool 29" Uph St/Poly BkHgt PlstcGlds	$180.40
SLSNAUB/23/XX/PXX/XXXXX/P	Attain Four Leg Armless Café Stool 23" Uph Seat&BackHgt PlstcGlds	$209.34
SLSNAUB/29/XX/PXX/XXXXX/P	Attain Four Leg Armless Café Stool 29" Uph Seat&BackHgt PlstcGlds	$209.34

NEW YORK BENEFIT MODEL PRICE LIST

Date: 8/1/2022

BENEFIT

BENEFIT

OEIUV72/NA	***Benefit Chair - No Arm***
JR69, JR39	***JR69=Adjustable Pivoting Arm Set, JR39=Adjustable T-Arm Set***
KR48, KR72, KR200	***KR48=Fixed Loop Arm Set, KR72=Adjustable Loop Arm Set, KR200=Fully Adjustable Task Arm Set***
BL	***Black Only***
C, S	***C=Carpet Casters, S=Hard Floor Casters***
FAMILY NAME:	***AVO***

Model Number	Description	Price
OEIUV72/JR39/BL/C	Benefit Adjustable T-Arms Chair Black With Carpet Casters	$253.72
OEIUV72/JR39/BL/S	Benefit Adjustable T-Arms Chair Black With Hard Floor Casters	$253.72
OEIUV72/JR69/BL/C	Benefit Adjustable Pivoting Arm Chair Black W/Carpet Casters	$330.89
OEIUV72/JR69/BL/S	Benefit Adjustable Pivoting Arm Chair Black W/HardFlr Casters	$330.89
OEIUV72/KR200/BL/C	Benefit Adjustable Height&Width Arms Chair Black W/CarpetCasters	$261.90
OEIUV72/KR200/BL/S	Benefit Adjustable Height&Width Arms Chair Black W/HrdFlrCasters	$261.90
OEIUV72/KR48/BL/C	Benefit Adjustable Fixed Loop Arm Chair Black With Carpet Casters	$251.39
OEIUV72/KR48/BL/S	Benefit Adjustable Fixed Loop Arm Chair Black With HardFlr Casters	$251.39
OEIUV72/KR72/BL/C	Benefit Adjustable Adjustable LoopArm Chair Black W/CarpetCasters	$249.04
OEIUV72/KR72/BL/S	Benefit Adjustable Adjustable LoopArm Chair Black W/HrdFlrCasters	$249.04
OEIUV72/NA/BL/C	Benefit No Arm Chair Black With Carpet Casters	$188.24
OEIUV72/NA/BL/S	Benefit No Arm Chair Black With Hard Floor Casters	$188.24

NEW YORK BREATHE JR MODEL PRICE LIST

Date: 8/1/2022

BREATHE JR

BREATHE JR KD UNUPHOLSTERED

CI.BRTHJR.PED.NA.BL.C.KD ***Breathe Jr Pedestal Base Mesh,No Arms,Black Only,CrptCstrs, Unupholstered***

FAMILY NAME: ***BRTHJ***

Model Number	Description	Price
CI.BRTHJR.AARMSET.BL	Breathe Jr Height Adjustable Arm Set	$38.98
CI.BRTHJR.HWARMSET.BL	Breathe Jr Height & Width Adjustable Arm Set	$54.56
CI.BRTHJR.PED.NA.BL.KD	Breathe Jr Pedestal Base No Arm Mesh-Unupholstered(CrptCstrs)	$176.04
CI.BRTHJR.SC.BL	Breathe Jr Soft Casters	$15.59

BREATHE JR KD UPHOLSTERED

CI.BRTHJR.PED.NA.BL.C.UK ***Breathe Jr Pedestal Base Mesh,No Arms,Black Only,CrptCstrs,Upholstered***

FAMILY NAME: ***BRTHJ***

Model Number	Description	Price
CI.BRTHJR.PED.NA.BL.UKD	Breathe Jr Pedestal Base No Arm MeshChair-Upholstered(CrptCstrs)	$189.83

NEW YORK BREATHE MODEL PRICE LIST

Date: 8/1/2022

BREATHE

BREATHE KD UNUPHOLSTERED

BREATHE KD ***Breathe KD Unupholstered***
FAMILY NAME: ***BRTH or BRTHFR***

Model Number	Description	Price
CI.BRTH.AARMSET.BL	Breathe Height Adjustable Arm Set	$38.98
CI.BRTH.HEADREST.BL	Breathe Headrest	$43.43
CI.BRTH.HWARMSET.BL	Breathe Height & Width Adjustable Arm Set	$54.56
CI.BRTH.P.NA.BL.KD	Breathe Pedestal Base No Arm Mesh Chair-Unupholstered(CrptCstrs)	$275.73
CI.BRTH.SC.BL	Breathe Soft Casters	$20.05
CI.BRTH.SL.NA.BL.KD	Breathe Sled Base No Arm Mesh Chair - Unupholstered	$222.71
CI.BRTHFR.P.NA.BL.KD	Breathe PedBaseNoArmMeshChrFireRtrdnt-Unupholsterd(CrptCstrs)	$321.33
CI.BRTHFR.SL.NA.BL.KD	Breathe Sled Base No Arm MeshChair Fire Retardant-Unupholstered	$267.25

BREATHE KD UPHOLSTERED

BREATHE UKD ***Breathe KD Upholstered***
FAMILY NAME: ***BRTH or BRTHFR***

Model Number	Description	Price
CI.BRTH.P.NA.BL.UKD	Breathe Pedestal Base No Arm Mesh Chair-Upholstered(CrptCstrs)	$288.46
CI.BRTH.SL.NA.BL.UKD	Breathe Sled Base No Arm Mesh Chair - Upholstered	$231.19
CI.BRTHFR.P.NA.BL.UKD	Breathe PedBaseNoArmMeshChrFireRtrdnt-Upholstered(CrptCstrs)	$335.12
CI.BRTHFR.SL.NA.BL.UKD	Breathe Sled Base No Arm Mesh Chair Fire Retardant-Upholstered	$279.97

BREATHE KD MESH CHAIR

BREATHE MESH KD ***Breathe Mesh KD***
FAMILY NAME: ***BRTHM***

Model Number	Description	Price
CI.BRTHM.AARMSET.BL	Breathe Mesh Height Adjustable Arm Set	$38.98
CI.BRTHM.HEADREST.BL	Breathe Mesh Headrest	$50.11
CI.BRTHM.HWARMSET.BL	Breathe Mesh Height & Width Adjustable Arm Set	$54.56
CI.BRTHM.P.NA.BL.KD	Breathe Mesh Pedestal Base No Arm Mesh Chair-(CrptCstrs) KD Kit	$306.48

BREATHE KD STOOL

BREATHE KD ***Breathe Stool KD Unupholstered & Upholstered***
FAMILY NAME: ***BRTH or BRTHFR***

Model Number	Description	Price
CI.BRTH.STL.BL.KD	Breathe Stool No Arm - Unupholstered	$318.15
CI.BRTH.STL.BL.UKD	Breathe Stool No Arm - Upholstered	$330.27
CI.BRTHFR.STL.BL.KD	Breathe Stool No Arm Fire Retardant - Unupholstered	$363.60
CI.BRTHFR.STL.BL.UKD	Breathe Stool No Arm Fire Retardant - Upholstered	$375.72

NEW YORK DAKOTA MODEL PRICE LIST

Date: 8/1/2022

DAKOTA

POLY STACKING CHAIR - NO ARMS

CI-MX1 ***Knocked Down - Poly Stacking Chair - No Arms***
F, G, GS, H, NG, NS, S ***Glide Option***
XX/PXX ***Frame Color / Poly Seat & Back Color***
FAMILY NAME: ***DMX***

Model Number	Description	Price
CI-MX1F/XX/PXX	Poly Stacking Chair No Arms - Felt Glides	$60.24
CI-MX1G/XX/PXX	Poly Stacking Chair No Arms - Ganging Lexan Glides	$58.76
CI-MX1GS/XX/PXX	Poly Stacking Chair No Arms - Ganging Steel Glides	$61.20
CI-MX1H/XX/PXX	Poly Stacking Chair No Arms - Polycarbonate Glides	$56.68
CI-MX1NG/XX/PXX	Poly Stacking Chair No Arms - No Glides	$55.32
CI-MX1NS/XX/PXX	Poly Stacking Chair No Arms - Rubber/PVC Glides	$60.04
CI-MX1S/XX/PXX	Poly Stacking Chair No Arms - Stainless Steel Glides	$58.40

FIXED SEAT & BACK POLY STACKING CHAIR - NO ARMS (UPHOLSTERABLE)

CI-MXFSB1 ***KD Fixed Seat & Back Poly Stack Chair No Arms (Upholsterable)***
F, G, GS, H, NG, NS, S ***Glide Option***
XX/PXX ***Frame Color / Poly Seat & Back Color***
NOTE: ***Correctional Industry Program Supplies Fabric and Upholsters***
FAMILY NAME: ***DFSB***

Model Number	Description	Price
CI-MXFSB1F/XX/PXX	Fixed Seat&Back Poly Stack Chair No Arms-Felt Glides	$85.79
CI-MXFSB1G/XX/PXX	Fixed Seat&Back Poly Stack Chair No Arms-Ganging LexanGlds	$84.31
CI-MXFSB1GS/XX/PXX	Fixed Seat&Back Poly Stack Chair No Arms-Ganging Steel Glds	$86.75
CI-MXFSB1H/XX/PXX	Fixed Seat&Back Poly Stack Chair No Arms-Polycarbnte Glds	$82.23
CI-MXFSB1NG/XX/PXX	Fixed Seat&Back Poly Stack Chair No Arms-No Glides	$80.87
CI-MXFSB1NS/XX/PXX	Fixed Seat&Back Poly Stack Chair No Arms-Rubber/PVC Glides	$85.59
CI-MXFSB1S/XX/PXX	Fixed Seat&Back Poly Stack Chair No Arms-Stainless Stl Glds	$83.95

FIXED SEAT POLY STACKING CHAIR - NO ARMS (UPHOLSTERABLE SEAT ONLY)

CI-MXFS1 ***KD Fixed Seat Poly Stack Chair No Arms (Upholsterable Seat Only)***
F, G, GS, H, NG, NS, S ***Glide Option***
XX/PXX ***Frame Color / Poly Seat & Back Color***
NOTE: ***Correctional Industry Program Supplies Fabric and Upholsters***
FAMILY NAME: ***DMXFS***

Model Number	Description	Price
CI-MXFS1F/XX/PXX	Fixed Seat Poly Stack Chair No Arms - Felt Glides	$75.31
CI-MXFS1G/XX/PXX	Fixed Seat Poly Stack Chair No Arms - Ganging Lexan Glides	$73.83
CI-MXFS1GS/XX/PXX	Fixed Seat Poly Stack Chair No Arms - Ganging Steel Glides	$76.27
CI-MXFS1H/XX/PXX	Fixed Seat Poly Stack Chair No Arms - Polycarbonate Glides	$71.75
CI-MXFS1NG/XX/PXX	Fixed Seat Poly Stack Chair No Arms - No Glides	$70.39
CI-MXFS1NS/XX/PXX	Fixed Seat Poly Stack Chair No Arms - Rubber/PVC Glides	$75.11
CI-MXFS1S/XX/PXX	Fixed Seat Poly Stack Chair No Arms - Stainless Steel Glides	$73.47

DAKOTA ACCESSORIES

CI.MXTR ***Standard Flip-Up (Right)***
CH ***Chrome***
XXX ***Tablet Arm Laminate***

Model Number	Description	Price
CI.MXTL.CH.XXX	Standard Flip-Up Tablet Arm (Left)	$66.01
CI.MXTR.CH.XXX	Standard Flip-Up Tablet Arm (Right)	$66.01
MVP.BL	Matrix Transport Dolly - Fixed Seat & Back Chairs	$167.03
MXD.BL	Matrix Transport Dolly - Poly Chairs	$167.03

MXOL.XXX	Oversized Tablet Arm (Left)	$79.37
MXOR.XXX	Oversized Tablet Arm (Right)	$79.37

DEVELOP BB MODEL KD PRICE LIST

9/8/2021

DEVELOP TABLE BASES - BB

BBNST ***Backbone Base***
BO ***Base Only***
BLXX ***Base Laminate***
XX ***Foot & End Panel Color***
NOTE: ***KD Version of Finished Product***

Model Number	Description	LIST PRICE FOR KD KIT
BBNST73/BO/BLXX/XX	BACKBONE 73" STATIONARY - BASE ONLY	$2,840.00
BBNST85/BO/BLXX/XX	BACKBONE 85" STATIONARY - BASE ONLY	$2,910.00
BBNST97/BO/BLXX/XX	BACKBONE 97" STATIONARY - BASE ONLY	$3,190.00
BBNSTC73/BO/BLXX/XX	BACKBONE 73" STATIONARY CAFÉ HEIGHT - BASE ONLY	$3,040.00
BBNSTC85/BO/BLXX/XX	BACKBONE 85" STATIONARY CAFÉ HEIGHT - BASE ONLY	$3,120.00
BBNSTC97/BO/BLXX/XX	BACKBONE 97" STATIONARY CAFÉ HEIGHT - BASE ONLY	$3,420.00

DEVELOP TOP ONLY - BB

BBNST ***Backbone Top Only***
74P ***Edge Style***
LXX ***Top Laminate***
XCO ***Cutout Style***
TO ***Top Only***
NOTE: ***KD Version of Finished Product***

BBNST73/74P/EXX/LXX/XCO/TO	BACKBONE 73" STATIONARY - TOP ONLY (STD & CAFÉ-HGT)	$700.00
BBNST85/74P/EXX/LXX/XCO/TO	BACKBONE 85" STATIONARY - TOP ONLY (STD & CAFÉ-HGT)	$720.00
BBNST97/74P/EXX/LXX/XCO/TO	BACKBONE 97" STATIONARY - TOP ONLY (STD & CAFÉ-HGT)	$800.00
BBNSTR73/74P/EXX/LXX/XCO/TO	BACKBONE 73" STATIONARY RADIUS - TOP ONLY (STD & CAFÉ-HGT)	$790.00
BBNSTR85/74P/EXX/LXX/XCO/TO	BACKBONE 85" STATIONARY RADIUS - TOP ONLY (STD & CAFÉ-HGT)	$810.00
BBNSTR97/74P/EXX/LXX/XCO/TO	BACKBONE 97" STATIONARY - TOP ONLY (STD & CAFÉ-HGT)	$880.00
BBNST4872/74P/EXX/LXX/XCO/TO	BACKBONE 48X72" RECT STATIONARY - TOP ONLY (STD & CAFÉ-HGT)	$640.00
BBNST4884/74P/EXX/LXX/XCO/TO	BACKBONE 48X84" RECT STATIONARY - TOP ONLY (STD & CAFÉ-HGT)	$670.00
BBNST4896/74P/EXX/LXX/XCO/TO	BACKBONE 48X96" RECT STATIONARY - TOP ONLY (STD & CAFÉ-HGT)	$710.00
BBNST48108/74P/EXX/LXX/XCO/TO	BACKBONE 48X108" RECT STATIONARY - TOP ONLY (STD & CAFÉ-HGT)	$760.00
BBNST48120/74P/EXX/LXX/XCO/TO	BACKBONE 48X120" RECT STATIONARY - TOP ONLY (STD & CAFÉ-HGT)	$840.00

DEVELOP MONITOR/WALL MODELS - BB

BBNMW ***Backbone Monitor Mount Models***
LXX ***Top Laminate***
NOTE: ***KD Version of Finished Product***

BBNMW3672/LXX	BACKBONE 36"H x 72"W MONITOR SUPPORT WALL	$2,900.00
BBNMW3684/LXX	BACKBONE 36"H x 84"W MONITOR SUPPORT WALL	$2,980.00
BBNMW3696/LXX	BACKBONE 36"H x 96"W MONITOR SUPPORT WALL	$3,060.00

PLR TABLES 9/7/2021
BASE-ONLY KITS
KI LIST PRICING

PILLAR 29"H LEG SETS		
MODEL	**DESCRIPTION**	**LIST PRICE**
PLRT29-4LEG/BO/XX/CST	PILLAR 29"H 4-LEG SET, CASTER BASE	$196.00
PLRT29-5LEG/BO/XX/CST	PILLAR 29"H 5-LEG SET, CASTER BASE	$240.00
PLRT29-6LEG/BO/XX/CST	PILLAR 29"H 6-LEG SET, CASTER BASE	$284.00
PLRT29-4LEG/BO/XX/GLD	PILLAR 29"H 4-LEG SET, GLIDE BASE	$196.00
PLRT29-5LEG/BO/XX/GLD	PILLAR 29"H 5-LEG SET, GLIDE BASE	$240.00
PLRT29-6LEG/BO/XX/GLD	PILLAR 29"H 6-LEG SET, GLIDE BASE	$284.00
XX = Leg Finish TBD		

PILLAR 36"H LEG SETS		
MODEL	**DESCRIPTION**	**LIST PRICE**
PLRT36-4LEG/BO/XX/CST	PILLAR 36"H 4-LEG SET, CASTER BASE	$212.00
PLRT36-5LEG/BO/XX/CST	PILLAR 36"H 5-LEG SET, CASTER BASE	$260.00
PLRT36-6LEG/BO/XX/CST	PILLAR 36"H 6-LEG SET, CASTER BASE	$308.00
PLRT36-4LEG/BO/XX/GLD	PILLAR 36"H 4-LEG SET, GLIDE BASE	$212.00
PLRT36-5LEG/BO/XX/GLD	PILLAR 36"H 5-LEG SET, GLIDE BASE	$260.00
PLRT36-6LEG/BO/XX/GLD	PILLAR 36"H 6-LEG SET, GLIDE BASE	$318.00
XX = Leg Finish TBD		

PILLAR 42"H LEG SETS		
MODEL	**DESCRIPTION**	**LIST PRICE**
PLRT42-4LEG/BO/XX/GLD	PILLAR 42"H 4-LEG SET, GLIDE BASE	$228.00
PLRT42-4LEG/BO/XX/CST	PILLAR 42"H 4-LEG SET, CASTER BASE	$280.00
PLRT42-5LEG/BO/XX/GLD	PILLAR 42"H 5-LEG SET, GLIDE BASE	$332.00
PLRT42-5LEG/BO/XX/CST	PILLAR 42"H 5-LEG SET, CASTER BASE	$228.00
PLRT42-6LEG/BO/XX/GLD	PILLAR 42"H 6-LEG SET, GLIDE BASE	$280.00
PLRT42-6LEG/BO/XX/CST	PILLAR 42"H 6-LEG SET, CASTER BASE	$332.00
XX = Leg Finish TBD		

NY DEVELOP-PIROUETTE "R" BASE MODEL PRICE LIST

Date: 8/29/2022

DEVELOP-PIROUETTE "R" BASE ONLY

FIXED HEIGHT RECTANGULAR TRAINING

DRIFR1830T	***Fixed Height Rectangular Training***
NNN	***No Grommets/No PowerUp/No Wire Management***
Power Options	***WMO(+$30),1VG(+$125),1PG(+$100),1PU(+$150),1VM(+$275),MA1(+$190),MB1(+$120),MD1(+$160)***
Power Options	***MO1(+$120),GA1(+$100),GD1(+$100),GO1(+$65),2PG(+$190),2PU(+$300),2VG(+245),2VM(+540)***
Power Options	***MA2(+$380),MB2(+$240),MD2(+$320),MO2(+$240),GA2(+$185),GD2(+$185),GO2(+$125)***
NMP, FMP, PMP	***NMP=No Modesty Panel, FMP=Fabric Modestry Panel, PMP=Polyester Felt Modesty Panel***
XX	***Leg Color***
FTXX	***Polyester Modesty Panel Color***
PUXX	***Grommet or Module Color***
Module Option (15 or 9)	***9' or 15' is optional on all module options***
4EC, 4GB	***4 Casters / 4 Black Glides (change 4EC to 4GB)***
FAMILY NAME:	***DRIFT***

Model Number	Description	Price
DRIFR1830T/NNN/FMP/XX/4EC	18 x 30 Fixed Training Table Base Fabric ModPnl W/Casters	$305.00
DRIFR1830T/NNN/NMP/XX/4EC	18 x 30 Fixed Training Table Base No ModPnl W/Casters	$206.00
DRIFR1830T/NNN/PMP/XX/FTXX/4EC	18 x 30 Fixed Training Table Base PolyFelt ModPnl W/Casters	$235.00
DRIFR1836T/NNN/FMP/XX/4EC	18 x 36 Fixed Training Table Base Fabric ModPnl W/Casters	$310.00
DRIFR1836T/NNN/NMP/XX/4EC	18 x 36 Fixed Training Table Base No ModPnl W/Casters	$206.00
DRIFR1836T/NNN/PMP/XX/FTXX/4EC	18 x 36 Fixed Training Table Base PolyFelt ModPnl W/Casters	$240.00
DRIFR1842T/NNN/FMP/XX/4EC	18 x 42 Fixed Training Table Base Fabric ModPnl W/Casters	$315.00
DRIFR1842T/NNN/NMP/XX/4EC	18 x 42 Fixed Training Table Base No ModPnl W/Casters	$206.00
DRIFR1842T/NNN/PMP/XX/FTXX/4EC	18 x 42 Fixed Training Table Base PolyFelt ModPnl W/Casters	$245.00
DRIFR1848T/NNN/FMP/XX/4EC	18 x 48 Fixed Training Table Base Fabric ModPnl W/Casters	$320.00
DRIFR1848T/NNN/NMP/XX/4EC	18 x 48 Fixed Training Table Base No ModPnl W/Casters	$206.00
DRIFR1848T/NNN/PMP/XX/FTXX/4EC	18 x 48 Fixed Training Table Base PolyFelt ModPnl W/Casters	$250.00
DRIFR1854T/NNN/FMP/XX/4EC	18 x 54 Fixed Training Table Base Fabric ModPnl W/Casters	$330.00
DRIFR1854T/NNN/NMP/XX/4EC	18 x 54 Fixed Training Table Base No ModPnl W/Casters	$206.00
DRIFR1854T/NNN/PMP/XX/FTXX/4EC	18 x 54 Fixed Training Table Base PolyFelt ModPnl W/Casters	$260.00
DRIFR1860T/NNN/FMP/XX/4EC	18 x 60 Fixed Training Table Base Fabric ModPnl W/Casters	$340.00
DRIFR1860T/NNN/NMP/XX/4EC	18 x 60 Fixed Training Table Base No ModPnl W/Casters	$223.00
DRIFR1860T/NNN/PMP/XX/FTXX/4EC	18 x 60 Fixed Training Table Base PolyFelt ModPnl W/Casters	$290.00
DRIFR1866T/NNN/FMP/XX/4EC	18 x 66 Fixed Training Table Base Fabric ModPnl W/Casters	$350.00
DRIFR1866T/NNN/NMP/XX/4EC	18 x 66 Fixed Training Table Base No ModPnl W/Casters	$225.00
DRIFR1866T/NNN/PMP/XX/FTXX/4EC	18 x 66 Fixed Training Table Base PolyFelt ModPnl W/Casters	$295.00
DRIFR1872T/NNN/FMP/XX/4EC	18 x 72 Fixed Training Table Base Fabric ModPnl W/Casters	$360.00
DRIFR1872T/NNN/NMP/XX/4EC	18 x 72 Fixed Training Table Base No ModPnl W/Casters	$227.00
DRIFR1872T/NNN/PMP/XX/FTXX/4EC	18 x 72 Fixed Training Table Base PolyFelt ModPnl W/Casters	$300.00
DRIFR2430T/NNN/FMP/XX/4EC	24 x 30 Fixed Training Table Base Fabric ModPnl W/Casters	$323.00
DRIFR2430T/NNN/NMP/XX/4EC	24 x 30 Fixed Training Table Base No ModPnl W/Casters	$225.00
DRIFR2430T/NNN/PMP/XX/FTXX/4EC	24 x 30 Fixed Training Table Base PolyFelt ModPnl W/Casters	$253.00
DRIFR2436T/NNN/FMP/XX/4EC	24 x 36 Fixed Training Table Base Fabric ModPnl W/Casters	$328.00
DRIFR2436T/NNN/NMP/XX/4EC	24 x 36 Fixed Training Table Base No ModPnl W/Casters	$225.00
DRIFR2436T/NNN/PMP/XX/FTXX/4EC	24 x 36 Fixed Training Table Base PolyFelt ModPnl W/Casters	$258.00
DRIFR2442T/NNN/FMP/XX/4EC	24 x 42 Fixed Training Table Base Fabric ModPnl W/Casters	$333.00
DRIFR2442T/NNN/NMP/XX/4EC	24 x 42 Fixed Training Table Base No ModPnl W/Casters	$225.00
DRIFR2442T/NNN/PMP/XX/FTXX/4EC	24 x 42 Fixed Training Table Base PolyFelt ModPnl W/Casters	$263.00
DRIFR2448T/NNN/FMP/XX/4EC	24 x 48 Fixed Training Table Base Fabric ModPnl W/Casters	$338.00
DRIFR2448T/NNN/NMP/XX/4EC	24 x 48 Fixed Training Table Base No ModPnl W/Casters	$225.00
DRIFR2448T/NNN/PMP/XX/FTXX/4EC	24 x 48 Fixed Training Table Base PolyFelt ModPnl W/Casters	$268.00
DRIFR2454T/NNN/FMP/XX/4EC	24 x 54 Fixed Training Table Base Fabric ModPnl W/Casters	$348.00
DRIFR2454T/NNN/NMP/XX/4EC	24 x 54 Fixed Training Table Base No ModPnl W/Casters	$225.00
DRIFR2454T/NNN/PMP/XX/FTXX/4EC	24 x 54 Fixed Training Table Base PolyFelt ModPnl W/Casters	$278.00
DRIFR2460T/NNN/FMP/XX/4EC	24 x 60 Fixed Training Table Base Fabric ModPnl W/Casters	$358.00
DRIFR2460T/NNN/NMP/XX/4EC	24 x 60 Fixed Training Table Base No ModPnl W/Casters	$241.00

NY DEVELOP-PIROUETTE "R" BASE MODEL PRICE LIST

Date: 8/29/2022

DRIFR2460T/NNN/PMP/XX/FTXX/4EC	24 x 60 Fixed Training Table Base PolyFelt ModPnl W/Casters	$308.00
DRIFR2466T/NNN/FMP/XX/4EC	24 x 66 Fixed Training Table Base Fabric ModPnl W/Casters	$368.00
DRIFR2466T/NNN/NMP/XX/4EC	24 x 66 Fixed Training Table Base No ModPnl W/Casters	$243.00
DRIFR2466T/NNN/PMP/XX/FTXX/4EC	24 x 66 Fixed Training Table Base PolyFelt ModPnl W/Casters	$313.00
DRIFR2472T/NNN/FMP/XX/4EC	24 x 72 Fixed Training Table Base Fabric ModPnl W/Casters	$378.00
DRIFR2472T/NNN/NMP/XX/4EC	24 x 72 Fixed Training Table Base No ModPnl W/Casters	$245.00
DRIFR2472T/NNN/PMP/XX/FTXX/4EC	24 x 72 Fixed Training Table Base PolyFelt ModPnl W/Casters	$318.00
DRIFR3036T/NNN/FMP/XX/4EC	30 x 36 Fixed Training Table Base Fabric ModPnl W/Casters	$328.00
DRIFR3036T/NNN/NMP/XX/4EC	30 x 36 Fixed Training Table Base No ModPnl W/Casters	$227.00
DRIFR3036T/NNN/PMP/XX/FTXX/4EC	30 x 36 Fixed Training Table Base PolyFelt ModPnl W/Casters	$258.00
DRIFR3042T/NNN/FMP/XX/4EC	30 x 36 Fixed Training Table Base PolyFelt ModPnl W/Casters	$333.00
DRIFR3042T/NNN/NMP/XX/4EC	30 x 42 Fixed Training Table Base No ModPnl W/Casters	$227.00
DRIFR3042T/NNN/PMP/XX/FTXX/4EC	30 x 42 Fixed Training Table Base PolyFelt ModPnl W/Casters	$263.00
DRIFR3048T/NNN/FMP/XX/4EC	30 x 48 Fixed Training Table Base Fabric ModPnl W/Casters	$338.00
DRIFR3048T/NNN/NMP/XX/4EC	30 x 48 Fixed Training Table Base No ModPnl W/Casters	$227.00
DRIFR3048T/NNN/PMP/XX/FTXX/4EC	30 x 48 Fixed Training Table Base PolyFelt ModPnl W/Casters	$268.00
DRIFR3054T/NNN/FMP/XX/4EC	30 x 54 Fixed Training Table Base Fabric ModPnl W/Casters	$348.00
DRIFR3054T/NNN/NMP/XX/4EC	30 x 54 Fixed Training Table Base No ModPnl W/Casters	$227.00
DRIFR3054T/NNN/PMP/XX/FTXX/4EC	30 x 54 Fixed Training Table Base PolyFelt ModPnl W/Casters	$278.00
DRIFR3060T/NNN/FMP/XX/4EC	30 x 60 Fixed Training Table Base Fabric ModPnl W/Casters	$358.00
DRIFR3060T/NNN/NMP/XX/4EC	30 x 60 Fixed Training Table Base No ModPnl W/Casters	$241.00
DRIFR3060T/NNN/PMP/XX/FTXX/4EC	30 x 60 Fixed Training Table Base PolyFelt ModPnl W/Casters	$308.00
DRIFR3066T/NNN/FMP/XX/4EC	30 x 66 Fixed Training Table Base Fabric ModPnl W/Casters	$368.00
DRIFR3066T/NNN/NMP/XX/4EC	30 x 66 Fixed Training Table Base No ModPnl W/Casters	$243.00
DRIFR3066T/NNN/PMP/XX/FTXX/4EC	30 x 66 Fixed Training Table Base PolyFelt ModPnl W/Casters	$313.00
DRIFR3072T/NNN/FMP/XX/4EC	30 x 72 Fixed Training Table Base Fabric ModPnl W/Casters	$378.00
DRIFR3072T/NNN/NMP/XX/4EC	30 x 72 Fixed Training Table Base No ModPnl W/Casters	$245.00
DRIFR3072T/NNN/PMP/XX/FTXX/4EC	30 x 72 Fixed Training Table Base PolyFelt ModPnl W/Casters	$318.00
DRIFR3636T/NNN/FMP/XX/4EC	36 x 36 Fixed Training Table Base Fabric ModPnl W/Casters	$349.00
DRIFR3636T/NNN/NMP/XX/4EC	36 x 36 Fixed Training Table Base No ModPnl W/Casters	$243.00
DRIFR3636T/NNN/PMP/XX/FTXX/4EC	36 x 36 Fixed Training Table Base PolyFelt ModPnl W/Casters	$279.00
DRIFR3642T/NNN/FMP/XX/4EC	36 x 42 Fixed Training Table Base Fabric ModPnl W/Casters	$354.00
DRIFR3642T/NNN/NMP/XX/4EC	36 x 42 Fixed Training Table Base No ModPnl W/Casters	$243.00
DRIFR3642T/NNN/PMP/XX/FTXX/4EC	36 x 42 Fixed Training Table Base PolyFelt ModPnl W/Casters	$284.00
DRIFR3648T/NNN/FMP/XX/4EC	36 x 48 Fixed Training Table Base Fabric ModPnl W/Casters	$359.00
DRIFR3648T/NNN/NMP/XX/4EC	36 x 48 Fixed Training Table Base No ModPnl W/Casters	$243.00
DRIFR3648T/NNN/PMP/XX/FTXX/4EC	36 x 48 Fixed Training Table Base PolyFelt ModPnl W/Casters	$289.00
DRIFR3654T/NNN/FMP/XX/4EC	36 x 54 Fixed Training Table Base Fabric ModPnl W/Casters	$369.00
DRIFR3654T/NNN/NMP/XX/4EC	36 x 54 Fixed Training Table Base No ModPnl W/Casters	$243.00
DRIFR3654T/NNN/PMP/XX/FTXX/4EC	36 x 54 Fixed Training Table Base PolyFelt ModPnl W/Casters	$299.00
DRIFR3660T/NNN/FMP/XX/4EC	36 x 60 Fixed Training Table Base Fabric ModPnl W/Casters	$389.00
DRIFR3660T/NNN/NMP/XX/4EC	36 x 60 Fixed Training Table Base No ModPnl W/Casters	$272.00
DRIFR3660T/NNN/PMP/XX/FTXX/4EC	36 x 60 Fixed Training Table Base PolyFelt ModPnl W/Casters	$339.00
DRIFR3666T/NNN/FMP/XX/4EC	36 x 66 Fixed Training Table Base Fabric ModPnl W/Casters	$400.00
DRIFR3666T/NNN/NMP/XX/4EC	36 x 66 Fixed Training Table Base No ModPnl W/Casters	$275.00
DRIFR3666T/NNN/PMP/XX/FTXX/4EC	36 x 66 Fixed Training Table Base PolyFelt ModPnl W/Casters	$345.00
DRIFR3672T/NNN/FMP/XX/4EC	36 x 72 Fixed Training Table Base Fabric ModPnl W/Casters	$410.00
DRIFR3672T/NNN/NMP/XX/4EC	36 x 72 Fixed Training Table Base No ModPnl W/Casters	$277.00
DRIFR3672T/NNN/PMP/XX/FTXX/4EC	36 x 72 Fixed Training Table Base PolyFelt ModPnl W/Casters	$350.00
DRIFR3684T/NNN/NMP/XX/4EC	36 x 84 Fixed Training Table Base No ModPnl W/Casters	$352.00
DRIFR3696T/NNN/NMP/XX/4EC	36 x 96 Fixed Training Table Base No ModPnl W/Casters	$354.00

NY DEVELOP-PIROUETTE "R" BASE MODEL PRICE LIST

Date: 8/29/2022

FIXED HEIGHT CHEVRON STANDARD HEIGHT

DRIFCV1860	***Fixed Height Chevron Standard Height***
NNN	***No Grommets/No PowerUp/No Wire Management***
Power Options	***WMO(+$30),1VG(+$125),1PG(+$100),1PU(+$150),1VM(+$275),MA1(+$190)***
Power Options	***MB1(+$120),MD1(+$160),MO1(+$120),GA1(+$100),GD1(+$100),GO1(+$65)***
NMP, FMP, PMP	***NMP=No Modesty Panel, FMP=Fabric Modestry Panel, PMP=Polyester Felt Modesty Panel***
XX	***Leg Color***
FTXX	***Polyester Modesty Panel Color***
PUXX	***Grommet or Module Color***
Module Option (15 or 9)	***9' or 15' is optional on all module options***
4EC, 4GB	***4 Casters / 4 Black Glides (change 4EC to 4GB)***
FAMILY NAME:	***DRIFT***

Model Number	Description	Price
DRIFCV1860/NNN/FMP/XX/4EC	18x60 Fixed Chevron 29"H Table Base Fabric ModPnl W/Casters	$342.00
DRIFCV1860/NNN/NMP/XX/4EC	18x60 Fixed Chevron 29"H Table Base No ModPnl W/Casters	$215.00
DRIFCV1860/NNN/PMP/XX/FTXX/4EC	18x60 Fixed Chevron 29"H Table Base PolyFelt ModPnl W/Casters	$298.00
DRIFCV1872/NNN/FMP/XX/4EC	18x72 Fixed Chevron 29"H Table Base Fabric ModPnl W/Casters	$383.00
DRIFCV1872/NNN/NMP/XX/4EC	18x72 Fixed Chevron 29"H Table Base No ModPnl W/Casters	$229.00
DRIFCV1872/NNN/PMP/XX/FTXX/4EC	18x72 Fixed Chevron 29"H Table Base PolyFelt ModPnl W/Casters	$313.00
DRIFCV2460/NNN/FMP/XX/4EC	24x60 Fixed Chevron 29"H Table Base Fabric ModPnl W/Casters	$362.00
DRIFCV2460/NNN/NMP/XX/4EC	24x60 Fixed Chevron 29"H Table Base No ModPnl W/Casters	$235.00
DRIFCV2460/NNN/PMP/XX/FTXX/4EC	24x60 Fixed Chevron 29"H Table Base PolyFelt ModPnl W/Casters	$318.00
DRIFCV2472/NNN/FMP/XX/4EC	24x72 Fixed Chevron 29"H Table Base Fabric ModPnl W/Casters	$403.00
DRIFCV2472/NNN/NMP/XX/4EC	24x72 Fixed Chevron 29"H Table Base No ModPnl W/Casters	$249.00
DRIFCV2472/NNN/PMP/XX/FTXX/4EC	24x72 Fixed Chevron 29"H Table Base PolyFelt ModPnl W/Casters	$333.00
DRIFCV3060/NNN/FMP/XX/4EC	30x60 Fixed Chevron 29"H Table Base Fabric ModPnl W/Casters	$362.00
DRIFCV3060/NNN/NMP/XX/4EC	30x60 Fixed Chevron 29"H Table Base No ModPnl W/Casters	$235.00
DRIFCV3060/NNN/PMP/XX/FTXX/4EC	30x60 Fixed Chevron 29"H Table Base PolyFelt ModPnl W/Casters	$318.00
DRIFCV3072/NNN/FMP/XX/4EC	30x72 Fixed Chevron 29"H Table Base Fabric ModPnl W/Casters	$403.00
DRIFCV3072/NNN/NMP/XX/4EC	30x72 Fixed Chevron 29"H Table Base No ModPnl W/Casters	$249.00
DRIFCV3072/NNN/PMP/XX/FTXX/4EC	30x72 Fixed Chevron 29"H Table Base PolyFelt ModPnl W/Casters	$333.00

FIXED HEIGHT DOUBLE CHEVRON

DRIFDC3060T	***Fixed Height Double Chevron***
NNN	***No Grommets/No PowerUp/No Wire Management***
Power Options	***WMO(+$30),1VG(+$125),1PG(+$100),1PU(+$150),1VM(+$275),MA1(+$190),MB1(+$120),MD1(+$160)***
Power Options	***MO1(+$120),GA1(+$100),GD1(+$100),GO1(+$65),2PG(+$190),2PU(+$300),2VG(+245),2VM(+540)***
Power Options	***MA2(+$380),MB2(+$240),MD2(+$320),MO2(+$240),GA2(+$185),GD2(+$185),GO2(+$125)***
NMP	***No Modesty Panel***
XX	***Leg Color***
PUXX	***Grommet or Module Color***
Module Option (15 or 9)	***9' or 15' is optional on all module options***
4EC, 4GB	***4 Casters / 4 Black Glides (change 4EC to 4GB)***
FAMILY NAME:	***DRIFT***

Model Number	Description	Price
DRIFDC3060T/NNN/NMP/XX/4EC	30x36x60 Fixed Dbl Chevron 29"H Table T Base No ModPnl W/Cstrs	$233.00
DRIFDC3072T/NNN/NMP/XX/4EC	30x36x72 Fixed Dbl Chevron 29"H Table T Base No ModPnl W/Cstrs	$259.00
DRIFDC3660T/NNN/NMP/XX/4EC	36x42x60 Fixed Dbl Chevron 29"H Table T Base No ModPnl W/Cstrs	$261.00
DRIFDC3672T/NNN/NMP/XX/4EC	36x42x72 Fixed Dbl Chevron 29"H Table T Base No ModPnl W/Cstrs	$284.00
DRIFDC3684T/NNN/NMP/XX/4EC	36x42x84 Fixed Dbl Chevron 29"H Table T Base No ModPnl W/Cstrs	$379.00
DRIFDC3696T/NNN/NMP/XX/4EC	36x42x96 Fixed Dbl Chevron 29"H Table T Base No ModPnl W/Cstrs	$381.00
DRIFDC42120/NNN/NMP/XX/4EC	42x48x120 Fixed Dbl Chevron 29"H Tbl TT Base NoModPnl w/Cstrs	$566.00
DRIFDC4260/NNN/NMP/XX/4EC	42x48x60 Fixed Dbl Chevron 29"H Table TT Base NoModPnl w/Cstrs	$440.00
DRIFDC4272/NNN/NMP/XX/4EC	42x48x72 Fixed Dbl Chevron 29"H Table TT Base NoModPnl w/Cstrs	$442.00
DRIFDC4284/NNN/NMP/XX/4EC	42x48x84 Fixed Dbl Chevron 29"H Table TT Base NoModPnl w/Cstrs	$470.00
DRIFDC4296/NNN/NMP/XX/4EC	42x48x96 Fixed Dbl Chevron 29"H Table TT Base NoModPnl w/Cstrs	$564.00

DRIFDC48120/NNN/NMP/XX/4EC	42x54x120 Fixed Dbl Chevron 29"H Tbl TT Base NoModPnl w/Cstrs	$566.00
DRIFDC4860/NNN/NMP/XX/4EC	48x54x60 Fixed Dbl Chevron 29"H Tbl TT Base NoModPnl w/Cstrs	$440.00
DRIFDC4872/NNN/NMP/XX/4EC	48x54x72 Fixed Dbl Chevron 29"H Tbl TT Base NoModPnl w/Cstrs	$442.00
DRIFDC4884/NNN/NMP/XX/4EC	48x54x84 Fixed Dbl Chevron 29"H Tbl TT Base NoModPnl w/Cstrs	$470.00
DRIFDC4896/NNN/NMP/XX/4EC	42x54x96 Fixed Dbl Chevron 29"H Tbl TT Base NoModPnl w/Cstrs	$564.00

FIXED HEIGHT RECTANGULAR CONFERENCE

DRIFR42120	***Fixed Height Rectangular Conference***
NNN	***No Grommets/No PowerUp/No Wire Management***
Power Options	***WMO(+$30),1VG(+$125),1PG(+$100),1PU(+$150),1VM(+$275),MA1(+$190),MB1(+$120),MD1(+$160)***
Power Options	***MO1(+$120),GA1(+$100),GD1(+$100),GO1(+$65),2PG(+$190),2PU(+$300),2VG(+245),2VM(+540)***
Power Options	***MA2(+$380),MB2(+$240),MD2(+$320),MO2(+$240),GA2(+$185),GD2(+$185),GO2(+$125)***
NMP	***No Modesty Panel***
XX	***Leg Color***
PUXX	***Grommet or Module Color***
Module Option (15 or 9)	***9' or 15' is optional on all module options***
4EC, 4GB	***4 Casters / 4 Black Glides (change 4EC to 4GB)***
FAMILY NAME:	***DRIFT***

Model Number	Description	Price
DRIFR42120/NNN/NMP/XX/4EC	42x120 Fixed Rect Conf 29"H Table TT Base No ModPnl W/Casters	$540.00
DRIFR4260/NNN/NMP/XX/4EC	42x60 Fixed Rect Conf 29"H Table TT Base No ModPnl W/Casters	$422.00
DRIFR4272/NNN/NMP/XX/4EC	42x72 Fixed Rect Conf 29"H Table TT Base No ModPnl W/Casters	$427.00
DRIFR4284/NNN/NMP/XX/4EC	42x84 Fixed Rect Conf 29"H Table TT Base No ModPnl W/Casters	$447.00
DRIFR4296/NNN/NMP/XX/4EC	42x96 Fixed Rect Conf 29"H Table TT Base No ModPnl W/Casters	$535.00
DRIFR48120/NNN/NMP/XX/4EC	48x120 Fixed Rect Conf 29"H Table TT Base No ModPnl W/Casters	$540.00
DRIFR48144/NNN/NMP/XX/4EC	48x144 Fixed Rect Conf 29"H Table TT Base NoModPnl w/Casters	$545.00
DRIFR4860/NNN/NMP/XX/4EC	48x60 Fixed Rect Conf 29"H Table TT Base No ModPnl W/Casters	$422.00
DRIFR4872/NNN/NMP/XX/4EC	48x72 Fixed Rect Conf 29"H Table TT Base No ModPnl W/Casters	$427.00
DRIFR4884/NNN/NMP/XX/4EC	48x84 Fixed Rect Conf 29"H Table TT BaseNo ModPnl W/Casters	$447.00
DRIFR4896/NNN/NMP/XX/4EC	48x96 Fixed Rect Conf 29"H Table TT Base No ModPnl W/Casters	$535.00
DRIFR60120/NNN/NMP/XX/4GB	60x120 Fixed Rect Conf 29"H Table TT Base NoModPnl w/Cstrs	$650.00
DRIFR60132/NNN/NMP/XX/4GB	60x132 Fixed Rect Conf 29"H Table TT Base NoModPnl w/Cstrs	$655.00
DRIFR60144/NNN/NMP/XX/4GB	60x144 Fixed Rect Conf 29"H Table TT Base NoModPnl w/Cstrs	$660.00
DRIFR60156/NNN/NMP/XX/4GB	60x156 Fixed Rect Conf 29"H Table TT Base NoModPnl w/Cstrs	$935.00
DRIFR60168/NNN/NMP/XX/4GB	60x168 Fixed Rect Conf 29"H Table TT Base NoModPnl w/Cstrs	$940.00
DRIFR60192/NNN/NMP/XX/4GB	60x192 Fixed Rect Conf 29"H Table TT Base NoModPnl w/Cstrs	$945.00
DRIFR60240/NNN/NMP/XX/4GB	60x240 Fixed Rect Conf 29"H Table TT Base NoModPnl w/Cstrs	$1,275.00
DRIFR6072/NNN/NMP/XX/4EC	60x72 Fixed Rect Conf 29"H Table TT Base NoModPnl w/Casters	$427.00
DRIFR6084/NNN/NMP/XX/4EC	60x84 Fixed Rect Conf 29"H Table TT Base NoModPnl w/Casters	$447.00
DRIFR6096/NNN/NMP/XX/4EC	60x96 Fixed Rect Conf 29"H Table TT Base NoModPnl w/Casters	$665.00

FIXED HEIGHT MISCELLANEOUS STYLES

DRIFCRD48	***Basic Model***
NNN	***No Grommets/No PowerUp/No Wire Management***
NMP, FMP	***NMP=No Modesty Panel, PMP=Polyester Felt Modesty Panel***
XX	***Leg Color***
4EC, 4GB	***4 Casters / 4 Black Glides (change 4EC to 4GB)***
FAMILY NAME:	***DRIFT, DRIF3***

Model Number	Description	Price
DRIFCRD48/NNN/NMP/XX/4EC	48" Fixed Round Table 29"High C Base No ModPnl W/Casters	$355.00
DRIFCRD60/NNN/NMP/XX/4EC	60" Fixed Round Table 29"High C Base No ModPnl W/Casters	$355.00
DRIFCSQ42/NNN/NMP/XX/4EC	42 x 42 Fixed Square Table 29"H C Base NoModPnl w/Casters	$355.00
DRIFCSQ48/NNN/NMP/XX/4EC	48 x 48 Fixed Square Table 29"H C Base NoModPnl w/Casters	$355.00
DRIFCSQ60/NNN/NMP/XX/4EC	60 x 60 Fixed Square Table 29"H C Base NoModPnl w/Casters	$355.00
DRIFG48/NNN/NMP/XX/4EC	48" Fixed Guitar Pick 29" High Table Base No ModPnl W/Casters	$275.00
DRIFG54/NNN/NMP/XX/4EC	54" Fixed Guitar Pick 29" High Table Base No ModPnl W/Casters	$275.00
DRIFG60/NNN/NMP/XX/4EC	60" Fixed Guitar Pick 29" High Table Base No ModPnl W/Casters	$275.00

DRIFH48/NNN/NMP/XX/4EC	48" Fixed Half Round 29" High Table Base No ModPnl W/Casters	$215.00
DRIFH60/NNN/NMP/XX/4EC	60" Fixed Half Round 29" High Table Base No ModPnl W/Casters	$230.00
DRIFH72/NNN/NMP/XX/4EC	72" Fixed Half Round 29" High Table Base No ModPnl W/Casters	$233.00
DRIFS3072/NNN/NMP/XX/4EC	30 x 72 Fixed Scale Up Table Base No ModPnl W/Casters	$225.00
DRIFT3060/NNN/NMP/XX/4EC	30 x 60 Fixed Trapezoid Table Base No ModPnl W/Casters	$215.00
DRIFXRD30/NNN/NMP/XX/4EC	30" Fixed Round Table 29"High X Base No ModPnl W/Casters	$219.00
DRIFXRD30H36/NNN/NMP/XX/4EC	30 x 36 Fixed Round Tbl 36"CntrHgt X Base NoModPnl w/Casters	$255.00
DRIFXRD30H42/NNN/NMP/XX/4EC	30" Fixed Round Tbl 42" CafeHgt X Base NoModPnl w/Casters	$265.00
DRIFXRD36/NNN/NMP/XX/4EC	36" Fixed Round Table 29"High X Base No ModPnl W/Casters	$219.00
DRIFXRD36H36/NNN/NMP/XX/4EC	36 x 36 Fixed Round Tbl 36"CntrHgt X Base NoModPnl w/Casters	$255.00
DRIFXRD36H42/NNN/NMP/XX/4EC	36" Fixed Round Tbl 42" CafeHgt X Base NoModPnl w/Casters	$265.00
DRIFXRD42/NNN/NMP/XX/4EC	42" Fixed Round Table 29"High X Base No ModPnl W/Casters	$219.00
DRIFXRD42H36/NNN/NMP/XX/4EC	42 x 36 Fixed Round Tbl 36"CntrHgt X Base NoModPnl w/Casters	$255.00
DRIFXRD42H42/NNN/NMP/XX/4EC	42" Fixed Round Tbl 42" CafeHgt X Base NoModPnl w/Casters	$265.00
DRIFXSQ30/NNN/NMP/XX/4EC	30 x 30 Fixed Square Table 29"High X Base NoModPnl w/Casters	$219.00
DRIFXSQ30H36/NNN/NMP/XX/4EC	30 x 36 Fixed Square Tbl 36"CntrHgt X Base NoModPnl w/Casters	$250.00
DRIFXSQ30H42/NNN/NMP/XX/4EC	30 x 30 Fixed Square Table 42"H X Base NoModPnl w/Casters	$255.00
DRIFXSQ36/NNN/NMP/XX/4EC	36 x 36 Fixed Square Table 29"High X Base NoModPnl w/Casters	$219.00
DRIFXSQ36H36/NNN/NMP/XX/4EC	36 x 36 Fixed Square Tbl 36"CntrHgt X Base NoModPnl w/Casters	$250.00
DRIFXSQ36H42/NNN/NMP/XX/4EC	36 x 36 Fixed Square Table 42"H X Base NoModPnl w/Casters	$255.00

FIXED HEIGHT RECTANGULAR COLLABORATIVE

DRIF2460C	***Fixed Height Rectangular Collaborative***
NNN	***No Grommets/No PowerUp/No Wire Management***
NMP	***No Modesty Panel***
XX	***Leg Color***
4EC, 4GB	***4 Casters / 4 Black Glides (change 4EC to 4GB)***
FAMILY NAME:	***DRIFC***

Model Number	Description	Price
DRIFR2460C/NNN/NMP/XX/4EC	24x60 Fixed Rect Collaborative 29"H Tbl T Base NoModPnl w/Cstrs	$228.00
DRIFR2466C/NNN/NMP/XX/4EC	24x66 Fixed Rect Collaborative 29"H Tbl T Base NoModPnl w/Cstrs	$228.00
DRIFR2472C/NNN/NMP/XX/4EC	24x72 Fixed Rect Collaborative 29"H Tbl T Base NoModPnl w/Cstrs	$228.00
DRIFR2484C/NNN/NMP/XX/4EC	24x84 Fixed Rect Collaborative 29"H Tbl T Base NoModPnl w/Cstrs	$228.00
DRIFR2496C/NNN/NMP/XX/4EC	24x96 Fixed Rect Collaborative 29"H Tbl T Base NoModPnl w/Cstrs	$239.00
DRIFR3060C/NNN/NMP/XX/4EC	30x60 Fixed Rect Collaborative 29"H Tbl T Base NoModPnl w/Cstrs	$228.00
DRIFR3066C/NNN/NMP/XX/4EC	30x66 Fixed Rect Collaborative 29"H Tbl T Base NoModPnl w/Cstrs	$228.00
DRIFR3072C/NNN/NMP/XX/4EC	30x72 Fixed Rect Collaborative 29"H Tbl T Base NoModPnl w/Cstrs	$228.00
DRIFR3084C/NNN/NMP/XX/4EC	30x84 Fixed Rect Collaborative 29"H Tbl T Base NoModPnl w/Cstrs	$228.00
DRIFR3096C/NNN/NMP/XX/4EC	30x96 Fixed Rect Collaborative 29"H Tbl T Base NoModPnl w/Cstrs	$239.00

FIXED HEIGHT RECTANGULAR COUNTER/CAFE HEIGHT

DRIFR1836H	***Fixed Height Rectangular Counter/Cafe Height***
NNN	***No Grommets/No PowerUp/No Wire Management***
Power Options	***WMO(+$30),1VG(+$125),1PG(+$100),1PU(+$150),1VM(+$275),MA1(+$190)***
Power Options	***MB1(+$120),MD1(+$160),MO1(+$120),GA1(+$100),GD1(+$100),GO1(+$65)***
NMP, PMP	***NMP=No Modesty Panel, PMP=Polyester Felt Modesty Panel***
XX	***Leg Color***
FTXX	***Polyester Modesty Panel Color***
PUXX	***Grommet or Module Color***
Module Option (15 or 9)	***9' or 15' is optional on all module options***
4EC, 4GB	***4 Casters / 4 Black Glides (change 4EC to 4GB)***
FAMILY NAME:	***DRIF3, DRIF4***

Model Number	Description	Price
DRIFR1836H36/NNN/NMP/XX/4EC	18x36 Fixed Rect Counter Hgt 36"H Tbl T Base NoModPnl w/Cstrs	$260.00
DRIFR1836H36/NNN/PMP/FTXX/XX/4EC	18x36 Fixed Rect Counter Hgt 36"H Tbl T Base PolyFeltMod w/Cstrs	$295.00
DRIFR1836H42/NNN/NMP/XX/4EC	18x36 Fixed Rect Cafe Hgt 42"H Tbl T Base NoModPnl w/Cstrs	$260.00
DRIFR1836H42/NNN/PMP/FTXX/XX/4EC	18x36 Fixed Rect Cafe Hgt 42"H Tbl T Base PolyFeltMod w/Cstrs	$300.00

NY DEVELOP-PIROUETTE "R" BASE MODEL PRICE LIST

Date: 8/29/2022

DRIFR1842H36/NNN/NMP/XX/4EC	18x42 Fixed Rect Counter Hgt 36"H Tbl T Base NoModPnl w/Cstrs	$260.00
DRIFR1842H36/NNN/PMP/FTXX/XX/4EC	18x42 Fixed Rect Counter Hgt 36"H Tbl T Base PolyFeltMod w/Cstrs	$300.00
DRIFR1842H42/NNN/NMP/XX/4EC	18x42 Fixed Rect Cafe Hgt 42"H Tbl T Base NoModPnl w/Cstrs	$260.00
DRIFR1842H42/NNN/PMP/FTXX/XX/4EC	18x42 Fixed Rect Cafe Hgt 42"H Tbl T Base PolyFeltMod w/Cstrs	$305.00
DRIFR1848H36/NNN/NMP/XX/4EC	18x48 Fixed Rect Counter Hgt 36"H Tbl T Base NoModPnl w/Cstrs	$260.00
DRIFR1848H36/NNN/PMP/FTXX/XX/4EC	18x48 Fixed Rect Counter Hgt 36"H Tbl T Base PolyFeltMod w/Cstrs	$310.00
DRIFR1848H42/NNN/NMP/XX/4EC	18x48 Fixed Rect Cafe Hgt 42"H Tbl T Base NoModPnl w/Cstrs	$260.00
DRIFR1848H42/NNN/PMP/FTXX/XX/4EC	18x48 Fixed Rect Cafe Hgt 42"H Tbl T Base PolyFeltMod w/Cstrs	$315.00
DRIFR1854H36/NNN/NMP/XX/4EC	18x54 Fixed Rect Counter Hgt 36"H Tbl T Base NoModPnl w/Cstrs	$260.00
DRIFR1854H36/NNN/PMP/FTXX/XX/4EC	18x54 Fixed Rect Counter Hgt 36"H Tbl T Base PolyFeltMod w/Cstrs	$320.00
DRIFR1854H42/NNN/NMP/XX/4EC	18x54 Fixed Rect Cafe Hgt 42"H Tbl T Base NoModPnl w/Cstrs	$260.00
DRIFR1854H42/NNN/PMP/FTXX/XX/4EC	18x54 Fixed Rect Cafe Hgt 42"H Tbl T Base PolyFeltMod w/Cstrs	$325.00
DRIFR1860H36/NNN/NMP/XX/4EC	18x60 Fixed Rect Counter Hgt 36"H Tbl T Base NoModPnl w/Cstrs	$280.00
DRIFR1860H36/NNN/PMP/FTXX/XX/4EC	18x60 Fixed Rect Counter Hgt 36"H Tbl T Base PolyFeltMod w/Cstrs	$370.00
DRIFR1860H42/NNN/NMP/XX/4EC	18x60 Fixed Rect Cafe Hgt 42"H Tbl T Base NoModPnl w/Cstrs	$280.00
DRIFR1860H42/NNN/PMP/FTXX/XX/4EC	18x60 Fixed Rect Cafe Hgt 42"H Tbl T Base PolyFeltMod w/Cstrs	$375.00
DRIFR1866H36/NNN/NMP/XX/4EC	18x66 Fixed Rect Counter Hgt 36"H Tbl T Base NoModPnl w/Cstrs	$280.00
DRIFR1866H36/NNN/PMP/FTXX/XX/4EC	18x66 Fixed Rect Counter Hgt 36"H Tbl T Base PolyFeltMod w/Cstrs	$375.00
DRIFR1866H42/NNN/NMP/XX/4EC	18x66 Fixed Rect Cafe Hgt 42"H Tbl T Base NoModPnl w/Cstrs	$280.00
DRIFR1866H42/NNN/PMP/FTXX/XX/4EC	18x66 Fixed Rect Cafe Hgt 42"H Tbl T Base PolyFeltMod w/Cstrs	$380.00
DRIFR1872H36/NNN/NMP/XX/4EC	18x72 Fixed Rect Counter Hgt 36"H Tbl T Base NoModPnl w/Cstrs	$290.00
DRIFR1872H36/NNN/PMP/FTXX/XX/4EC	18x72 Fixed Rect Counter Hgt 36"H Tbl T Base PolyFeltMod w/Cstrs	$380.00
DRIFR1872H42/NNN/NMP/XX/4EC	18x72 Fixed Rect Cafe Hgt 42"H Tbl T Base NoModPnl w/Cstrs	$290.00
DRIFR1872H42/NNN/PMP/FTXX/XX/4EC	18x72 Fixed Rect Cafe Hgt 42"H Tbl T Base PolyFeltMod w/Cstrs	$385.00
DRIFR2436H36/NNN/NMP/XX/4EC	24x36 Fixed Rect Counter Hgt 36"H Tbl T Base NoModPnl w/Cstrs	$270.00
DRIFR2436H36/NNN/PMP/FTXX/XX/4EC	24x36 Fixed Rect Counter Hgt 36"H Tbl T Base PolyFeltMod w/Cstrs	$300.00
DRIFR2436H42/NNN/NMP/XX/4EC	24x36 Fixed Rect Cafe Hgt 42"H Tbl T Base NoModPnl w/Cstrs	$270.00
DRIFR2436H42/NNN/PMP/FTXX/XX/4EC	24x36 Fixed Rect Cafe Hgt 42"H Tbl T Base PolyFeltMod w/Cstrs	$305.00
DRIFR2442H36/NNN/NMP/XX/4EC	24x42 Fixed Rect Counter Hgt 36"H Tbl T Base NoModPnl w/Cstrs	$270.00
DRIFR2442H36/NNN/PMP/FTXX/XX/4EC	24x42 Fixed Rect Counter Hgt 36"H Tbl T Base PolyFeltMod w/Cstrs	$305.00
DRIFR2442H42/NNN/NMP/XX/4EC	24x42 Fixed Rect Cafe Hgt 42"H Tbl T Base NoModPnl w/Cstrs	$270.00
DRIFR2442H42/NNN/PMP/FTXX/XX/4EC	24x42 Fixed Rect Cafe Hgt 42"H Tbl T Base PolyFeltMod w/Cstrs	$310.00
DRIFR2448H36/NNN/NMP/XX/4EC	24x48 Fixed Rect Counter Hgt 36"H Tbl T Base NoModPnl w/Cstrs	$270.00
DRIFR2448H36/NNN/PMP/FTXX/XX/4EC	24x48 Fixed Rect Counter Hgt 36"H Tbl T Base PolyFeltMod w/Cstrs	$315.00
DRIFR2448H42/NNN/NMP/XX/4EC	24x48 Fixed Rect Cafe Hgt 42"H Tbl T Base NoModPnl w/Cstrs	$270.00
DRIFR2448H42/NNN/PMP/FTXX/XX/4EC	24x48 Fixed Rect Cafe Hgt 42"H Tbl T Base PolyFeltMod w/Cstrs	$320.00
DRIFR2454H36/NNN/NMP/XX/4EC	24x54 Fixed Rect Counter Hgt 36"H Tbl T Base NoModPnl w/Cstrs	$270.00
DRIFR2454H36/NNN/PMP/FTXX/XX/4EC	24x54 Fixed Rect Counter Hgt 36"H Tbl T Base PolyFeltMod w/Cstrs	$325.00
DRIFR2454H42/NNN/NMP/XX/4EC	24x54 Fixed Rect Cafe Hgt 42"H Tbl T Base NoModPnl w/Cstrs	$270.00
DRIFR2454H42/NNN/PMP/FTXX/XX/4EC	24x54 Fixed Rect Cafe Hgt 42"H Tbl T Base PolyFeltMod w/Cstrs	$330.00
DRIFR2460H36/NNN/NMP/XX/4EC	24x60 Fixed Rect Counter Hgt 36"H Tbl T Base NoModPnl w/Cstrs	$290.00
DRIFR2460H36/NNN/PMP/FTXX/XX/4EC	24x60 Fixed Rect Counter Hgt 36"H Tbl T Base PolyFeltMod w/Cstrs	$375.00
DRIFR2460H42/NNN/NMP/XX/4EC	24x60 Fixed Rect Cafe Hgt 42"H Tbl T Base NoModPnl w/Cstrs	$290.00
DRIFR2460H42/NNN/PMP/FTXX/XX/4EC	24x60 Fixed Rect Cafe Hgt 42"H Tbl T Base PolyFeltMod w/Cstrs	$380.00
DRIFR2466H36/NNN/NMP/XX/4EC	24x66 Fixed Rect Counter Hgt 36"H Tbl T Base NoModPnl w/Cstrs	$290.00
DRIFR2466H36/NNN/PMP/FTXX/XX/4EC	24x66 Fixed Rect Counter Hgt 36"H Tbl T Base PolyFeltMod w/Cstrs	$380.00
DRIFR2466H42/NNN/NMP/XX/4EC	24x66 Fixed Rect Cafe Hgt 42"H Tbl T Base NoModPnl w/Cstrs	$290.00
DRIFR2466H42/NNN/PMP/FTXX/XX/4EC	24x66 Fixed Rect Cafe Hgt 42"H Tbl T Base PolyFeltMod w/Cstrs	$385.00
DRIFR2472H36/NNN/NMP/XX/4EC	24x72 Fixed Rect Counter Hgt 36"H Tbl T Base NoModPnl w/Cstrs	$300.00
DRIFR2472H36/NNN/PMP/FTXX/XX/4EC	24x72 Fixed Rect Counter Hgt 36"H Tbl T Base PolyFeltMod w/Cstrs	$385.00
DRIFR2472H42/NNN/NMP/XX/4EC	24x72 Fixed Rect Cafe Hgt 42"H Tbl T Base NoModPnl w/Cstrs	$300.00
DRIFR2472H42/NNN/PMP/FTXX/XX/4EC	24x72 Fixed Rect Cafe Hgt 42"H Tbl T Base PolyFeltMod w/Cstrs	$390.00
DRIFR3036H36/NNN/NMP/XX/4EC	30x36 Fixed Rect Counter Hgt 36"H Tbl T Base NoModPnl w/Cstrs	$275.00
DRIFR3036H36/NNN/PMP/FTXX/XX/4EC	30x36 Fixed Rect Counter Hgt 36"H Tbl T Base PolyFeltMod w/Cstrs	$305.00
DRIFR3036H42/NNN/NMP/XX/4EC	30x36 Fixed Rect Cafe Hgt 42"H Tbl T Base NoModPnl w/Cstrs	$275.00
DRIFR3036H42/NNN/PMP/FTXX/XX/4EC	30x36 Fixed Rect Cafe Hgt 42"H Tbl T Base PolyFeltMod w/Cstrs	$310.00
DRIFR3042H36/NNN/NMP/XX/4EC	30x42 Fixed Rect Counter Hgt 36"H Tbl T Base NoModPnl w/Cstrs	$275.00
DRIFR3042H36/NNN/PMP/FTXX/XX/4EC	30x42 Fixed Rect Counter Hgt 36"H Tbl T Base PolyFeltMod w/Cstrs	$310.00

DRIFR3042H42/NNN/NMP/XX/4EC	30x42 Fixed Rect Cafe Hgt 42"H Tbl T Base NoModPnl w/Cstrs	$275.00
DRIFR3042H42/NNN/PMP/FTXX/XX/4EC	30x42 Fixed Rect Cafe Hgt 42"H Tbl T Base PolyFeltMod w/Cstrs	$315.00
DRIFR3048H36/NNN/NMP/XX/4EC	30x48 Fixed Rect Counter Hgt 36"H Tbl T Base NoModPnl w/Cstrs	$275.00
DRIFR3048H36/NNN/PMP/FTXX/XX/4EC	30x48 Fixed Rect Counter Hgt 36"H Tbl T Base PolyFeltMod w/Cstrs	$320.00
DRIFR3048H42/NNN/NMP/XX/4EC	30x48 Fixed Rect Cafe Hgt 42"H Tbl T Base NoModPnl w/Cstrs	$275.00
DRIFR3048H42/NNN/PMP/FTXX/XX/4EC	30x48 Fixed Rect Cafe Hgt 42"H Tbl T Base PolyFeltMod w/Cstrs	$325.00
DRIFR3054H36/NNN/NMP/XX/4EC	30x54 Fixed Rect Counter Hgt 36"H Tbl T Base NoModPnl w/Cstrs	$275.00
DRIFR3054H36/NNN/PMP/FTXX/XX/4EC	30x54 Fixed Rect Counter Hgt 36"H Tbl T Base PolyFeltMod w/Cstrs	$330.00
DRIFR3054H42/NNN/NMP/XX/4EC	30x54 Fixed Rect Cafe Hgt 42"H Tbl T Base NoModPnl w/Cstrs	$275.00
DRIFR3054H42/NNN/PMP/FTXX/XX/4EC	30x54 Fixed Rect Cafe Hgt 42"H Tbl T Base PolyFeltMod w/Cstrs	$335.00
DRIFR3060H36/NNN/NMP/XX/4EC	30x60 Fixed Rect Counter Hgt 36"H Tbl T Base NoModPnl w/Cstrs	$295.00
DRIFR3060H36/NNN/PMP/FTXX/XX/4EC	30x60 Fixed Rect Counter Hgt 36"H Tbl T Base PolyFeltMod w/Cstrs	$380.00
DRIFR3060H42/NNN/NMP/XX/4EC	30x60 Fixed Rect Cafe Hgt 42"H Tbl T Base NoModPnl w/Cstrs	$295.00
DRIFR3060H42/NNN/PMP/FTXX/XX/4EC	30x60 Fixed Rect Cafe Hgt 42"H Tbl T Base PolyFeltMod w/Cstrs	$385.00
DRIFR3066H36/NNN/NMP/XX/4EC	30x66 Fixed Rect Counter Hgt 36"H Tbl T Base NoModPnl w/Cstrs	$295.00
DRIFR3066H36/NNN/PMP/FTXX/XX/4EC	30x66 Fixed Rect Counter Hgt 36"H Tbl T Base PolyFeltMod w/Cstrs	$385.00
DRIFR3066H42/NNN/NMP/XX/4EC	30x66 Fixed Rect Cafe Hgt 42"H Tbl T Base NoModPnl w/Cstrs	$295.00
DRIFR3066H42/NNN/PMP/FTXX/XX/4EC	30x66 Fixed Rect Cafe Hgt 42"H Tbl T Base PolyFeltMod w/Cstrs	$390.00
DRIFR3072H36/NNN/NMP/XX/4EC	30x72 Fixed Rect Counter Hgt 36"H Tbl T Base NoModPnl w/Cstrs	$310.00
DRIFR3072H36/NNN/PMP/FTXX/XX/4EC	30x72 Fixed Rect Counter Hgt 36"H Tbl T Base PolyFeltMod w/Cstrs	$390.00
DRIFR3072H42/NNN/NMP/XX/4EC	30x72 Fixed Rect Cafe Hgt 42"H Tbl T Base NoModPnl w/Cstrs	$310.00
DRIFR3072H42/NNN/PMP/FTXX/XX/4EC	30x72 Fixed Rect Cafe Hgt 42"H Tbl T Base PolyFeltMod w/Cstrs	$395.00

FIXED HEIGHT CHEVRON COUNTER HEIGHT

DRIFCV1860H36	***Fixed Height Chevron Counter Height***
NNN	***No Grommets/No PowerUp/No Wire Management***
Power Options	***WMO(+$30),1VG(+$125),1PG(+$100),1PU(+$150),1VM(+$275),MA1(+$190)***
Power Options	***MB1(+$120),MD1(+$160),MO1(+$120),GA1(+$100),GD1(+$100),GO1(+$65)***
NMP, PMP	***NMP=No Modesty Panel, PMP=Polyester Felt Modesty Panel***
XX	***Leg Color***
FTXX	***Polyester Modesty Panel Color***
PUXX	***Grommet or Module Color***
Module Option (15 or 9)	***9' or 15' is optional on all module options***
4EC, 4GB	***4 Casters / 4 Black Glides (change 4EC to 4GB)***
FAMILY NAME:	***DRIF3***

Model Number	Description	Price
DRIFCV1860H36/NNN/NMP/XX/4EC	18 x 60 Fixed Chevron Tbl 36"CntrHgt T Base NoModPnl w/Casters	$280.00
DRIFCV1860H36/NNN/PMP/FTXX/XX/4EC	18 x 60 Fixed Chevron Tbl 36"CntrHgt T Base PolyFltModPnl w/Cstrs	$375.00
DRIFCV1872H36/NNN/NMP/XX/4EC	18 x 72 Fixed Chevron Tbl 36"CntrHgt T Base NoModPnl w/Casters	$285.00
DRIFCV1872H36/NNN/PMP/FTXX/XX/4EC	18 x 72 Fixed Chevron Tbl 36"CntrHgt T Base PolyFltModPnl w/Cstrs	$380.00
DRIFCV2460H36/NNN/NMP/XX/4EC	24 x 60 Fixed Chevron Tbl 36"CntrHgt T Base NoModPnl w/Casters	$280.00
DRIFCV2460H36/NNN/PMP/FTXX/XX/4EC	24 x 60 Fixed Chevron Tbl 36"CntrHgt T Base PolyFltModPnl w/Cstrs	$375.00
DRIFCV2472H36/NNN/NMP/XX/4EC	24 x 72 Fixed Chevron Tbl 36"CntrHgt T Base NoModPnl w/Casters	$285.00
DRIFCV2472H36/NNN/PMP/FTXX/XX/4EC	24 x 72 Fixed Chevron Tbl 36"CntrHgt T Base PolyFltModPnl w/Cstrs	$380.00
DRIFCV3060H36/NNN/NMP/XX/4EC	30 x 60 Fixed Chevron Tbl 36"CntrHgt T Base NoModPnl w/Casters	$280.00
DRIFCV3060H36/NNN/PMP/FTXX/XX/4EC	30 x 60 Fixed Chevron Tbl 36"CntrHgt T Base PolyFltModPnl w/Cstrs	$375.00
DRIFCV3072H36/NNN/NMP/XX/4EC	30 x 72 Fixed Chevron Tbl 36"CntrHgt T Base NoModPnl w/Casters	$285.00
DRIFCV3072H36/NNN/PMP/FTXX/XX/4EC	30 x 72 Fixed Chevron Tbl 36"CntrHgt T Base PolyFltModPnl w/Cstrs	$380.00

NY DEVELOP-PIROUETTE "R" BASE MODEL PRICE LIST

Date: 8/29/2022

NESTING 29" HEIGHT RECTANGULAR COLLABORATIVE

DRINR2460C	***Nesting Rectangular Collaborative Table Base 29" Height***
NNN	***No Grommets/No PowerUp/No Wire Management***
NMP	***No Modesty Panel***
XX	***Leg Color***
4EC, 4GB	***4 Casters / 4 Black Glides (change 4EC to 4GB)***
FAMILY NAME:	***DRINC***

Model Number	Description	Price
DRINR2460C/NNN/NMP/XX/4EC	24 x 60 Nesting Rect Table 29"Height T Base NoModPnl w/Casters	$380.00
DRINR2466C/NNN/NMP/XX/4EC	24 x 66 Nesting Rect Table 29"Height T Base NoModPnl w/Casters	$385.00
DRINR2472C/NNN/NMP/XX/4EC	24 x 72 Nesting Rect Table 29"Height T Base NoModPnl w/Casters	$390.00
DRINR2484C/NNN/NMP/XX/4EC	24 x 84 Nesting Rect Table 29"Height T Base NoModPnl w/Casters	$400.00
DRINR2496C/NNN/NMP/XX/4EC	24 x 96 Nesting Rect Table 29"Height T Base NoModPnl w/Casters	$415.00
DRINR3060C/NNN/NMP/XX/4EC	30 x 60 Nesting Rect Table 29"Height T Base NoModPnl w/Casters	$380.00
DRINR3066C/NNN/NMP/XX/4EC	30 x 66 Nesting Rect Table 29"Height T Base NoModPnl w/Casters	$385.00
DRINR3072C/NNN/NMP/XX/4EC	30 x 72 Nesting Rect Table 29"Height T Base NoModPnl w/Casters	$390.00
DRINR3084C/NNN/NMP/XX/4EC	30 x 84 Nesting Rect Table 29"Height T Base NoModPnl w/Casters	$400.00
DRINR3096C/NNN/NMP/XX/4EC	30 x 96 Nesting Rect Table 29"Height T Base NoModPnl w/Casters	$415.00

FIXED HEIGHT CHEVRON CAFE HEIGHT

DRIFCV1860H42	***Fixed Height Chevron Cafe Height***
NNN	***No Grommets/No PowerUp/No Wire Management***
Power Options	***WMO(+$30),1VG(+$125),1PG(+$100),1PU(+$150),1VM(+$275),MA1(+$190)***
Power Options	***MB1(+$120),MD1(+$160),MO1(+$120),GA1(+$100),GD1(+$100),GO1(+$65)***
NMP, PMP	***NMP=No Modesty Panel, PMP=Polyester Felt Modesty Panel***
XX	***Leg Color***
FTXX	***Polyester Modesty Panel Color***
PUXX	***Grommet or Module Color***
Module Option (15 or 9)	***9' or 15' is optional on all module options***
4EC, 4GB	***4 Casters / 4 Black Glides (change 4EC to 4GB)***
FAMILY NAME:	***DRIF3***

Model Number	Description	Price
DRIFCV1860H42/NNN/NMP/XX/4EC	18 x 60 Fixed Chevron Tbl 42"CafeHgt T Base NoModPnl w/Casters	$290.00
DRIFCV1860H42/NNN/PMP/FTXX/XX/4EC	18 x 60 Fixed Chevron Tbl 42"CafeHgt T Base PolyFltModPnl w/Cstrs	$385.00
DRIFCV1872H42/NNN/NMP/XX/4EC	18 x 72 Fixed Chevron Tbl 42"CafeHgt T Base NoModPnl w/Casters	$295.00
DRIFCV1872H42/NNN/PMP/FTXX/XX/4EC	18 x 72 Fixed Chevron Tbl 42"CafeHgt T Base PolyFltModPnl w/Cstrs	$390.00
DRIFCV2460H42/NNN/NMP/XX/4EC	24 x 60 Fixed Chevron Tbl 42"CafeHgt T Base NoModPnl w/Casters	$290.00
DRIFCV2460H42/NNN/PMP/FTXX/XX/4EC	24 x 60 Fixed Chevron Tbl 42"CafeHgt T Base PolyFltModPnl w/Cstrs	$385.00
DRIFCV2472H42/NNN/NMP/XX/4EC	24 x 72 Fixed Chevron Tbl 42"CafeHgt T Base NoModPnl w/Casters	$295.00
DRIFCV2472H42/NNN/PMP/FTXX/XX/4EC	24 x 72 Fixed Chevron Tbl 42"CafeHgt T Base PolyFltModPnl w/Cstrs	$390.00
DRIFCV3060H42/NNN/NMP/XX/4EC	30 x 60 Fixed Chevron Tbl 42"CafeHgt T Base NoModPnl w/Casters	$290.00
DRIFCV3060H42/NNN/PMP/FTXX/XX/4EC	30 x 60 Fixed Chevron Tbl 42"CafeHgt T Base PolyFltModPnl w/Cstrs	$385.00
DRIFCV3072H42/NNN/NMP/XX/4EC	30 x 72 Fixed Chevron Tbl 42"CafeHgt T Base NoModPnl w/Casters	$295.00
DRIFCV3072H42/NNN/PMP/FTXX/XX/4EC	30 x 72 Fixed Chevron Tbl 42"CafeHgt T Base PolyFltModPnl w/Cstrs	$390.00

NESTING 29" HEIGHT RECTANGULAR TRAINING

DRINR1830T	***Nesting 29" Height Rectangular Training***
NNN	***No Grommets/No PowerUp/No Wire Management***
Power Options	***WMO(+$30),1VG(+$125),1PG(+$100),1PU(+$150),1VM(+$275),MA1(+$190),MB1(+$120),MD1(+$160)***
Power Options	***MO1(+$120),GA1(+$100),GD1(+$100),GO1(+$65)***
NMP, FMP, PMP	***NMP=No Modesty Panel, FMP=Fabric Modestry Panel, PMP=Polyester Felt Modesty Panel***
XX	***Leg Color***
FTXX	***Polyester Modesty Panel Color***
PUXX	***Grommet or Module Color***
Module Option (15 or 9)	***9' or 15' is optional on all module options***
4EC, 4GB	***4 Casters / 4 Black Glides (change 4EC to 4GB)***
FAMILY NAME:	***DRINT***

Model Number	Description	Price
DRINR1830T/NNN/FMP/XX/4EC	18 x 30 Nesting Training Table Base Fabric ModPnl W/Casters	$450.00
DRINR1830T/NNN/NMP/XX/4EC	18 x 30 Nesting Training Table Base No ModPnl W/Casters	$285.00
DRINR1830T/NNN/PMP/XX/FTXX/4EC	18 x 30 Nesting Training Table Base PolyFelt ModPnl W/Casters	$375.00
DRINR1836T/NNN/FMP/XX/4EC	18 x 36 Nesting Training Table Base Fabric ModPnl W/Casters	$455.00
DRINR1836T/NNN/NMP/XX/4EC	18 x 36 Nesting Training Table Base No ModPnl W/Casters	$290.00
DRINR1836T/NNN/PMP/XX/FTXX/4EC	18 x 36 Nesting Training Table Base PolyFelt ModPnl W/Casters	$380.00
DRINR1842T/NNN/FMP/XX/4EC	18 x 42 Nesting Training Table Base Fabric ModPnl W/Casters	$460.00
DRINR1842T/NNN/NMP/XX/4EC	18 x 42 Nesting Training Table Base No ModPnl W/Casters	$290.00
DRINR1842T/NNN/PMP/XX/FTXX/4EC	18 x 42 Nesting Training Table Base PolyFelt ModPnl W/Casters	$385.00
DRINR1848T/NNN/FMP/XX/4EC	18 x 48 Nesting Training Table Base Fabric ModPnl W/Casters	$470.00
DRINR1848T/NNN/NMP/XX/4EC	18 x 48 Nesting Training Table Base No ModPnl W/Casters	$294.00
DRINR1848T/NNN/PMP/XX/FTXX/4EC	18 x 48 Nesting Training Table Base PolyFelt ModPnl W/Casters	$395.00
DRINR1854T/NNN/FMP/XX/4EC	18 x 54 Nesting Training Table Base Fabric ModPnl W/Casters	$480.00
DRINR1854T/NNN/NMP/XX/4EC	18 x 54 Nesting Training Table Base No ModPnl W/Casters	$294.00
DRINR1854T/NNN/PMP/XX/FTXX/4EC	18 x 54 Nesting Training Table Base PolyFelt ModPnl W/Casters	$405.00
DRINR1860T/NNN/FMP/XX/4EC	18 x 60 Nesting Training Table Base Fabric ModPnl W/Casters	$490.00
DRINR1860T/NNN/NMP/XX/4EC	18 x 60 Nesting Training Table Base No ModPnl W/Casters	$310.00
DRINR1860T/NNN/PMP/XX/FTXX/4EC	18 x 60 Nesting Training Table Base PolyFelt ModPnl W/Casters	$500.00
DRINR1866T/NNN/FMP/XX/4EC	18 x 66 Nesting Training Table Base Fabric ModPnl W/Casters	$530.00
DRINR1866T/NNN/NMP/XX/4EC	18 x 66 Nesting Training Table Base No ModPnl W/Casters	$310.00
DRINR1866T/NNN/PMP/XX/FTXX/4EC	18 x 66 Nesting Training Table Base PolyFelt ModPnl W/Casters	$505.00
DRINR1872T/NNN/FMP/XX/4EC	18 x 72 Nesting Training Table Base Fabric ModPnl W/Casters	$535.00
DRINR1872T/NNN/NMP/XX/4EC	18 x 72 Nesting Training Table Base No ModPnl W/Casters	$325.00
DRINR1872T/NNN/PMP/XX/FTXX/4EC	18 x 72 Nesting Training Table Base PolyFelt ModPnl W/Casters	$510.00
DRINR2430T/NNN/FMP/XX/4EC	24 x 30 Nesting Training Table Base Fabric ModPnl W/Casters	$460.00
DRINR2430T/NNN/NMP/XX/4EC	24 x 30 Nesting Training Table Base No ModPnl W/Casters	$300.00
DRINR2430T/NNN/PMP/XX/FTXX/4EC	24 x 30 Nesting Training Table Base PolyFelt ModPnl W/Casters	$385.00
DRINR2436T/NNN/FMP/XX/4EC	24 x 36 Nesting Training Table Base Fabric ModPnl W/Casters	$465.00
DRINR2436T/NNN/NMP/XX/4EC	24 x 36 Nesting Training Table Base No ModPnl W/Casters	$305.00
DRINR2436T/NNN/PMP/XX/FTXX/4EC	24 x 36 Nesting Training Table Base PolyFelt ModPnl W/Casters	$390.00
DRINR2442T/NNN/FMP/XX/4EC	24 x 42 Nesting Training Table Base Fabric ModPnl W/Casters	$475.00
DRINR2442T/NNN/NMP/XX/4EC	24 x 42 Nesting Training Table Base No ModPnl W/Casters	$305.00
DRINR2442T/NNN/PMP/XX/FTXX/4EC	24 x 42 Nesting Training Table Base PolyFelt ModPnl W/Casters	$400.00
DRINR2448T/NNN/FMP/XX/4EC	24 x 48 Nesting Training Table Base Fabric ModPnl W/Casters	$485.00
DRINR2448T/NNN/NMP/XX/4EC	24 x 48 Nesting Training Table Base No ModPnl W/Casters	$311.00
DRINR2448T/NNN/PMP/XX/FTXX/4EC	24 x 48 Nesting Training Table Base PolyFelt ModPnl W/Casters	$410.00
DRINR2454T/NNN/FMP/XX/4EC	24 x 54 Nesting Training Table Base Fabric ModPnl W/Casters	$495.00
DRINR2454T/NNN/NMP/XX/4EC	24 x 54 Nesting Training Table Base No ModPnl W/Casters	$311.00
DRINR2454T/NNN/PMP/XX/FTXX/4EC	24 x 54 Nesting Training Table Base PolyFelt ModPnl W/Casters	$420.00
DRINR2460T/NNN/FMP/XX/4EC	24 x 60 Nesting Training Table Base Fabric ModPnl W/Casters	$505.00
DRINR2460T/NNN/NMP/XX/4EC	24 x 60 Nesting Training Table Base No ModPnl W/Casters	$316.00
DRINR2460T/NNN/PMP/XX/FTXX/4EC	24 x 60 Nesting Training Table Base PolyFelt ModPnl W/Casters	$505.00
DRINR2466T/NNN/FMP/XX/4EC	24 x 66 Nesting Training Table Base Fabric ModPnl W/Casters	$545.00
DRINR2466T/NNN/NMP/XX/4EC	24 x 66 Nesting Training Table Base No ModPnl W/Casters	$316.00

DRINR2466T/NNN/PMP/XX/FTXX/4EC	24 x 66 Nesting Training Table Base PolyFelt ModPnl W/Casters	$510.00
DRINR2472T/NNN/FMP/XX/4EC	24 x 72 Nesting Training Table Base Fabric ModPnl W/Casters	$550.00
DRINR2472T/NNN/NMP/XX/4EC	24 x 72 Nesting Training Table Base No ModPnl W/Casters	$335.00
DRINR2472T/NNN/PMP/XX/FTXX/4EC	24 x 72 Nesting Training Table Base PolyFelt ModPnl W/Casters	$515.00
DRINR3036T/NNN/FMP/XX/4EC	30 x 36 Nesting Training Table Base Fabric ModPnl W/Casters	$470.00
DRINR3036T/NNN/NMP/XX/4EC	30 x 36 Nesting Training Table Base No ModPnl W/Casters	$315.00
DRINR3036T/NNN/PMP/XX/FTXX/4EC	30 x 36 Nesting Training Table Base PolyFelt ModPnl W/Casters	$395.00
DRINR3042T/NNN/FMP/XX/4EC	30 x 36 Nesting Training Table Base PolyFelt ModPnl W/Casters	$480.00
DRINR3042T/NNN/NMP/XX/4EC	30 x 42 Nesting Training Table Base No ModPnl W/Casters	$315.00
DRINR3042T/NNN/PMP/XX/FTXX/4EC	30 x 42 Nesting Training Table Base PolyFelt ModPnl W/Casters	$405.00
DRINR3048T/NNN/FMP/XX/4EC	30 x 48 Nesting Training Table Base Fabric ModPnl W/Casters	$490.00
DRINR3048T/NNN/NMP/XX/4EC	30 x 48 Nesting Training Table Base No ModPnl W/Casters	$329.00
DRINR3048T/NNN/PMP/XX/FTXX/4EC	30 x 48 Nesting Training Table Base PolyFelt ModPnl W/Casters	$415.00
DRINR3054T/NNN/FMP/XX/4EC	30 x 54 Nesting Training Table Base Fabric ModPnl W/Casters	$500.00
DRINR3054T/NNN/NMP/XX/4EC	30 x 54 Nesting Training Table Base No ModPnl W/Casters	$329.00
DRINR3054T/NNN/PMP/XX/FTXX/4EC	30 x 54 Nesting Training Table Base PolyFelt ModPnl W/Casters	$425.00
DRINR3060T/NNN/FMP/XX/4EC	30 x 60 Nesting Training Table Base Fabric ModPnl W/Casters	$510.00
DRINR3060T/NNN/NMP/XX/4EC	30 x 60 Nesting Training Table Base No ModPnl W/Casters	$340.00
DRINR3060T/NNN/PMP/XX/FTXX/4EC	30 x 60 Nesting Training Table Base PolyFelt ModPnl W/Casters	$495.00
DRINR3066T/NNN/FMP/XX/4EC	30 x 66 Nesting Training Table Base Fabric ModPnl W/Casters	$550.00
DRINR3066T/NNN/NMP/XX/4EC	30 x 66 Nesting Training Table Base No ModPnl W/Casters	$340.00
DRINR3066T/NNN/PMP/XX/FTXX/4EC	30 x 66 Nesting Training Table Base PolyFelt ModPnl W/Casters	$500.00
DRINR3072T/NNN/FMP/XX/4EC	30 x 72 Nesting Training Table Base Fabric ModPnl W/Casters	$555.00
DRINR3072T/NNN/NMP/XX/4EC	30 x 72 Nesting Training Table Base No ModPnl W/Casters	$360.00
DRINR3072T/NNN/PMP/XX/FTXX/4EC	30 x 72 Nesting Training Table Base PolyFelt ModPnl W/Casters	$505.00
DRINR3636T/NNN/FMP/XX/4EC	36 x 36 Nesting Training Table Base Fabric ModPnl W/Casters	$495.00
DRINR3636T/NNN/NMP/XX/4EC	36 x 36 Nesting Training Table Base No ModPnl W/Casters	$335.00
DRINR3636T/NNN/PMP/XX/FTXX/4EC	36 x 36 Nesting Training Table Base PolyFelt ModPnl W/Casters	$420.00
DRINR3642T/NNN/FMP/XX/4EC	36 x 42 Nesting Training Table Base Fabric ModPnl W/Casters	$500.00
DRINR3642T/NNN/NMP/XX/4EC	36 x 42 Nesting Training Table Base No ModPnl W/Casters	$335.00
DRINR3642T/NNN/PMP/XX/FTXX/4EC	36 x 42 Nesting Training Table Base PolyFelt ModPnl W/Casters	$425.00
DRINR3648T/NNN/FMP/XX/4EC	36 x 48 Nesting Training Table Base Fabric ModPnl W/Casters	$510.00
DRINR3648T/NNN/NMP/XX/4EC	36 x 48 Nesting Training Table Base No ModPnl W/Casters	$345.00
DRINR3648T/NNN/PMP/XX/FTXX/4EC	36 x 48 Nesting Training Table Base PolyFelt ModPnl W/Casters	$435.00
DRINR3654T/NNN/FMP/XX/4EC	36 x 54 Nesting Training Table Base Fabric ModPnl W/Casters	$520.00
DRINR3654T/NNN/NMP/XX/4EC	36 x 54 Nesting Training Table Base No ModPnl W/Casters	$345.00
DRINR3654T/NNN/PMP/XX/FTXX/4EC	36 x 54 Nesting Training Table Base PolyFelt ModPnl W/Casters	$445.00
DRINR3660T/NNN/FMP/XX/4EC	36 x 60 Nesting Training Table Base Fabric ModPnl W/Casters	$530.00
DRINR3660T/NNN/NMP/XX/4EC	36 x 60 Nesting Training Table Base No ModPnl W/Casters	$355.00
DRINR3660T/NNN/PMP/XX/FTXX/4EC	36 x 60 Nesting Training Table Base PolyFelt ModPnl W/Casters	$505.00
DRINR3666T/NNN/FMP/XX/4EC	36 x 66 Nesting Training Table Base Fabric ModPnl W/Casters	$570.00
DRINR3666T/NNN/NMP/XX/4EC	36 x 66 Nesting Training Table Base No ModPnl W/Casters	$355.00
DRINR3666T/NNN/PMP/XX/FTXX/4EC	36 x 66 Nesting Training Table Base PolyFelt ModPnl W/Casters	$510.00
DRINR3672T/NNN/FMP/XX/4EC	36 x 72 Nesting Training Table Base Fabric ModPnl W/Casters	$575.00
DRINR3672T/NNN/NMP/XX/4EC	36 x 72 Nesting Training Table Base No ModPnl W/Casters	$370.00
DRINR3672T/NNN/PMP/XX/FTXX/4EC	36 x 72 Nesting Training Table Base PolyFelt ModPnl W/Casters	$515.00

NESTING 29" HEIGHT MISCELLANEOUS STYLES

DRIFCRD48	***Basic Model***
NNN	***No Grommets/No PowerUp/No Wire Management***
NMP, FMP	***NMP=No Modesty Panel, PMP=Polyester Felt Modesty Panel***
XX	***Leg Color***
4EC, 4GB	***4 Casters / 4 Black Glides (change 4EC to 4GB)***
FAMILY NAME:	***DRINT***

Model Number	Description	Price
DRINH48/NNN/NMP/XX/4EC	48" Nesting Half Round 29" High Table Base No ModPnl W/Casters	$375.00
DRINH60/NNN/NMP/XX/4EC	60" Nesting Half Round 29" High Table Base No ModPnl W/Casters	$385.00
DRINH72/NNN/NMP/XX/4EC	72" Nesting Half Round 29" High Table Base No ModPnl W/Casters	$395.00

DRINRD42/NNN/NMP/XX/4EC	42" Nesting Round Table 29"High No ModPanel W/Casters	$380.00
DRINRD48/NNN/NMP/XX/4EC	48" Nesting Round Table 29"High C Base No ModPanel W/Casters	$380.00
DRINS3072/NNN/NMP/XX/4EC	30 x 72 Nesting 29" Hgt Scale Up Table Base No ModPnl W/Casters	$395.00
DRINT3060/NNN/NMP/XX/4EC	30 x 60 Nesting 29" Hgt Trapezoid Table Base No ModPnl W/Cstrs	$371.00

NESTING 29" HIGH CHEVRON STANDARD HEIGHT

DRINCV1860	***Nesting 29" Height Chevron Standard Height***
NNN	***No Grommets/No PowerUp/No Wire Management***
Power Options	***WMO(+$30),1VG(+$125),1PG(+$100),1PU(+$150),1VM(+$275),MA1(+$190)***
Power Options	***MB1(+$120),MD1(+$160),MO1(+$120),GA1(+$100),GD1(+$100),GO1(+$65)***
NMP, FMP, PMP	***NMP=No Modesty Panel, FMP=Fabric Modestry Panel, PMP=Polyester Felt Modesty Panel***
XX	***Leg Color***
FTXX	***Polyester Modesty Panel Color***
PUXX	***Grommet or Module Color***
Module Option (15 or 9)	***9' or 15' is optional on all module options***
4EC, 4GB	***4 Casters / 4 Black Glides (change 4EC to 4GB)***
FAMILY NAME:	***DRINT***

Model Number	Description	Price
DRINCV1860/NNN/FMP/XX/4EC	18x60 Nesting Chevron 29"H Table Base Fabric ModPnl W/Casters	$515.00
DRINCV1860/NNN/NMP/XX/4EC	18x60 Nesting Chevron 29"H Table Base No ModPnl W/Casters	$395.00
DRINCV1860/NNN/PMP/XX/FTXX/4EC	18x60 Nesting Chevron 29"H Table Base PolyFelt ModPnl W/Cstrs	$465.00
DRINCV1872/NNN/FMP/XX/4EC	18x72 Nesting Chevron 29"H Table Base Fabric ModPnl W/Casters	$540.00
DRINCV1872/NNN/NMP/XX/4EC	18x72 Nesting Chevron 29"H Table Base No ModPnl W/Casters	$405.00
DRINCV1872/NNN/PMP/XX/FTXX/4EC	18x72 Nesting Chevron 29"H Table Base PolyFelt ModPnl W/Casters	$475.00
DRINCV2460/NNN/FMP/XX/4EC	24x60 Nesting Chevron 29"H Table Base Fabric ModPnl W/Casters	$520.00
DRINCV2460/NNN/NMP/XX/4EC	24x60 Nesting Chevron 29"H Table Base No ModPnl W/Casters	$410.00
DRINCV2460/NNN/PMP/XX/FTXX/4EC	24x60 Nesting Chevron 29"H Table Base PolyFelt ModPnl W/Cstrs	$480.00
DRINCV2472/NNN/FMP/XX/4EC	24x72 Nesting Chevron 29"H Table Base Fabric ModPnl W/Casters	$545.00
DRINCV2472/NNN/NMP/XX/4EC	24x72 Nesting Chevron 29"H Table Base No ModPnl W/Casters	$420.00
DRINCV2472/NNN/PMP/XX/FTXX/4EC	24x72 Nesting Chevron 29"H Table Base PolyFelt ModPnl W/Casters	$490.00
DRINCV3060/NNN/FMP/XX/4EC	30x60 Nesting Chevron 29"H Table Base Fabric ModPnl W/Casters	$525.00
DRINCV3060/NNN/NMP/XX/4EC	30x60 Nesting Chevron 29"H Table Base No ModPnl W/Casters	$415.00
DRINCV3060/NNN/PMP/XX/FTXX/4EC	30x60 Nesting Chevron 29"H Table Base PolyFelt ModPnl W/Cstrs	$485.00
DRINCV3072/NNN/FMP/XX/4EC	30x72 Nesting Chevron 29"H Table Base Fabric ModPnl W/Casters	$550.00
DRINCV3072/NNN/NMP/XX/4EC	30x72 Nesting Chevron 29"H Table Base No ModPnl W/Casters	$425.00
DRINCV3072/NNN/PMP/XX/FTXX/4EC	30x72 Nesting Chevron 29"H Table Base PolyFelt ModPnl W/Casters	$495.00

NESTING 29" HIGH DOUBLE CHEVRON

DRINDC2460	***Nesting 28" High Double Chevron***
NNN	***No Grommets/No PowerUp/No Wire Management***
NMP	***No Modesty Panel***
XX	***Leg Color***
4EC, 4GB	***4 Casters / 4 Black Glides (change 4EC to 4GB)***
FAMILY NAME:	***DRINT***

Model Number	Description	Price
DRINDC2460/NNN/NMP/XX/4EC	24x30x60 NestingDbl Chevron 29"H Tbl T Base No ModPnl W/Cstrs	$405.00
DRINDC2472/NNN/NMP/XX/4EC	24x30x72 NestingDbl Chevron 29"H Tbl T Base No ModPnl W/Cstrs	$415.00
DRINDC3060/NNN/NMP/XX/4EC	30x36x60 NestingDbl Chevron 29"H Tbl T Base No ModPnl W/Cstrs	$410.00
DRINDC3072/NNN/NMP/XX/4EC	30x36x72 NestingDbl Chevron 29"H Tbl T Base No ModPnl W/Cstrs	$420.00
DRINDC3660/NNN/NMP/XX/4EC	36x42x60 NestingDbl Chevron 29"H Tbl T Base No ModPnl W/Cstrs	$425.00
DRINDC3672/NNN/NMP/XX/4EC	36x42x72 NestingDbl Chevron 29"H Tbl T Base No ModPnl W/Cstrs	$430.00

NESTING TOP RECTANGULAR COUNTER/CAFE HEIGHT

DRINR2436H36	***Nesting Chevron Counter/Cafe Height***
NNN	***No Grommets/No PowerUp/No Wire Management***
Power Options	***A8U(+$75),PGU(+$75),VGU(+$100),PMU(+$160),VUN(+$175),VUU(+$300),PMA1($200),PMB1(+$175)***
Power Options	***MB1(+$120),MD1(+$160),MO1(+$120),GA1(+$100),GD1(+$100),GO1(+$65)***
NMP, PMP	***NMP=No Modesty Panel, PMP=Polyester Felt Modesty Panel***
XX	***Leg Color***
FTXX	***Polyester Modesty Panel Color***
PUXX	***Grommet or Module Color***
Module Option (15 or 9)	***9' or 15' is optional on all module options***
4EC, 4GB	***4 Casters / 4 Black Glides (change 4EC to 4GB)***
FAMILY NAME:	***DRIN3, DRIN4***

Model Number	Description	Price
DRINR2436H36/NNN/NMP/XX/4EC	24x36 Nesting Rect Counter Hgt 36"H Tbl T Base NoModPnl w/Cstrs	$405.00
DRINR2436H36/NNN/PMP/FTXX/XX/4EC	24x36 Nesting Rect Counter Hgt 36"H Tbl T Base PolyFeltMod w/Cstr	$445.00
DRINR2436H42/NNN/NMP/XX/4EC	24x36 Nesting Rect Cafe Hgt 42"H Tbl T Base NoModPnl w/Cstrs	$415.00
DRINR2436H42/NNN/PMP/FTXX/XX/4EC	24x36 Nesting Rect Cafe Hgt 42"H Tbl T Base PolyFeltMod w/Cstrs	$455.00
DRINR2442H36/NNN/NMP/XX/4EC	24x42 Nesting Rect Counter Hgt 36"H Tbl T Base NoModPnl w/Cstrs	$410.00
DRINR2442H36/NNN/PMP/FTXX/XX/4EC	24x42 Nesting Rect Counter Hgt 36"H Tbl T Base PolyFeltMod w/Cstr	$450.00
DRINR2442H42/NNN/NMP/XX/4EC	24x42 Nesting Rect Cafe Hgt 42"H Tbl T Base NoModPnl w/Cstrs	$420.00
DRINR2442H42/NNN/PMP/FTXX/XX/4EC	24x42 Nesting Rect Cafe Hgt 42"H Tbl T Base PolyFeltMod w/Cstrs	$460.00
DRINR2448H36/NNN/NMP/XX/4EC	24x48 Nesting Rect Counter Hgt 36"H Tbl T Base NoModPnl w/Cstrs	$415.00
DRINR2448H36/NNN/PMP/FTXX/XX/4EC	24x48 Nesting Rect Counter Hgt 36"H Tbl T Base PolyFeltMod w/Cstr	$460.00
DRINR2448H42/NNN/NMP/XX/4EC	24x48 Nesting Rect Cafe Hgt 42"H Tbl T Base NoModPnl w/Cstrs	$425.00
DRINR2448H42/NNN/PMP/FTXX/XX/4EC	24x48 Nesting Rect Cafe Hgt 42"H Tbl T Base PolyFeltMod w/Cstrs	$470.00
DRINR2454H36/NNN/NMP/XX/4EC	24x54 Nesting Rect Counter Hgt 36"H Tbl T Base NoModPnl w/Cstrs	$420.00
DRINR2454H36/NNN/PMP/FTXX/XX/4EC	24x54 Nesting Rect Counter Hgt 36"H Tbl T Base PolyFeltMod w/Cstr	$470.00
DRINR2454H42/NNN/NMP/XX/4EC	24x54 Nesting Rect Cafe Hgt 42"H Tbl T Base NoModPnl w/Cstrs	$430.00
DRINR2454H42/NNN/PMP/FTXX/XX/4EC	24x54 Nesting Rect Cafe Hgt 42"H Tbl T Base PolyFeltMod w/Cstrs	$480.00
DRINR2460H36/NNN/NMP/XX/4EC	24x60 Nesting Rect Counter Hgt 36"H Tbl T Base NoModPnl w/Cstrs	$425.00
DRINR2460H36/NNN/PMP/FTXX/XX/4EC	24x60 Nesting Rect Counter Hgt 36"H Tbl T Base PolyFeltMod w/Cstr	$520.00
DRINR2460H42/NNN/NMP/XX/4EC	24x60 Nesting Rect Cafe Hgt 42"H Tbl T Base NoModPnl w/Cstrs	$435.00
DRINR2460H42/NNN/PMP/FTXX/XX/4EC	24x60 Nesting Rect Cafe Hgt 42"H Tbl T Base PolyFeltMod w/Cstrs	$530.00
DRINR2466H36/NNN/NMP/XX/4EC	24x66 Nesting Rect Counter Hgt 36"H Tbl T Base NoModPnl w/Cstrs	$430.00
DRINR2466H36/NNN/PMP/FTXX/XX/4EC	24x66 Nesting Rect Counter Hgt 36"H Tbl T Base PolyFeltMod w/Cstr	$525.00
DRINR2466H42/NNN/NMP/XX/4EC	24x66 Nesting Rect Cafe Hgt 42"H Tbl T Base NoModPnl w/Cstrs	$440.00
DRINR2466H42/NNN/PMP/FTXX/XX/4EC	24x66 Nesting Rect Cafe Hgt 42"H Tbl T Base PolyFeltMod w/Cstrs	$535.00
DRINR2472H36/NNN/NMP/XX/4EC	24x72 Nesting Rect Counter Hgt 36"H Tbl T Base NoModPnl w/Cstrs	$435.00
DRINR2472H36/NNN/PMP/FTXX/XX/4EC	24x72 Nesting Rect Counter Hgt 36"H Tbl T Base PolyFeltMod w/Cstr	$530.00
DRINR2472H42/NNN/NMP/XX/4EC	24x72 Nesting Rect Cafe Hgt 42"H Tbl T Base NoModPnl w/Cstrs	$445.00
DRINR2472H42/NNN/PMP/FTXX/XX/4EC	24x72 Nesting Rect Cafe Hgt 42"H Tbl T Base PolyFeltMod w/Cstrs	$540.00
DRINR3036H36/NNN/NMP/XX/4EC	30x36 Nesting Rect Counter Hgt 36"H Tbl T Base NoModPnl w/Cstrs	$415.00
DRINR3036H36/NNN/PMP/FTXX/XX/4EC	30x36 Nesting Rect Counter Hgt 36"H Tbl T Base PolyFeltMod w/Cstr	$455.00
DRINR3036H42/NNN/NMP/XX/4EC	30x36 Nesting Rect Cafe Hgt 42"H Tbl T Base NoModPnl w/Cstrs	$425.00
DRINR3036H42/NNN/PMP/FTXX/XX/4EC	30x36 Nesting Rect Cafe Hgt 42"H Tbl T Base PolyFeltMod w/Cstrs	$465.00
DRINR3042H36/NNN/NMP/XX/4EC	30x42 Nesting Rect Counter Hgt 36"H Tbl T Base NoModPnl w/Cstrs	$420.00
DRINR3042H36/NNN/PMP/FTXX/XX/4EC	30x42 Nesting Rect Counter Hgt 36"H Tbl T Base PolyFeltMod w/Cstr	$460.00
DRINR3042H42/NNN/NMP/XX/4EC	30x42 Nesting Rect Cafe Hgt 42"H Tbl T Base NoModPnl w/Cstrs	$430.00
DRINR3042H42/NNN/PMP/FTXX/XX/4EC	30x42 Nesting Rect Cafe Hgt 42"H Tbl T Base PolyFeltMod w/Cstrs	$470.00
DRINR3048H36/NNN/NMP/XX/4EC	30x48 Nesting Rect Counter Hgt 36"H Tbl T Base NoModPnl w/Cstrs	$425.00
DRINR3048H36/NNN/PMP/FTXX/XX/4EC	30x48 Nesting Rect Counter Hgt 36"H Tbl T Base PolyFeltMod w/Cstr	$470.00
DRINR3048H42/NNN/NMP/XX/4EC	30x48 Nesting Rect Cafe Hgt 42"H Tbl T Base NoModPnl w/Cstrs	$435.00
DRINR3048H42/NNN/PMP/FTXX/XX/4EC	30x48 Nesting Rect Cafe Hgt 42"H Tbl T Base PolyFeltMod w/Cstrs	$480.00
DRINR3054H36/NNN/NMP/XX/4EC	30x54 Nesting Rect Counter Hgt 36"H Tbl T Base NoModPnl w/Cstrs	$430.00
DRINR3054H36/NNN/PMP/FTXX/XX/4EC	30x54 Nesting Rect Counter Hgt 36"H Tbl T Base PolyFeltMod w/Cstr	$480.00
DRINR3054H42/NNN/NMP/XX/4EC	30x54 Nesting Rect Cafe Hgt 42"H Tbl T Base NoModPnl w/Cstrs	$440.00
DRINR3054H42/NNN/PMP/FTXX/XX/4EC	30x54 Nesting Rect Cafe Hgt 42"H Tbl T Base PolyFeltMod w/Cstrs	$490.00

DRINR3060H36/NNN/NMP/XX/4EC	30x60 Nesting Rect Counter Hgt 36"H Tbl T Base NoModPnl w/Cstrs	$435.00
DRINR3060H36/NNN/PMP/FTXX/XX/4EC	30x60 Nesting Rect Counter Hgt 36"H Tbl T Base PolyFeltMod w/Cstr	$530.00
DRINR3060H42/NNN/NMP/XX/4EC	30x60 Nesting Rect Cafe Hgt 42"H Tbl T Base NoModPnl w/Cstrs	$445.00
DRINR3060H42/NNN/PMP/FTXX/XX/4EC	30x60 Nesting Rect Cafe Hgt 42"H Tbl T Base PolyFeltMod w/Cstrs	$540.00
DRINR3066H36/NNN/NMP/XX/4EC	30x66 Nesting Rect Counter Hgt 36"H Tbl T Base NoModPnl w/Cstrs	$440.00
DRINR3066H36/NNN/PMP/FTXX/XX/4EC	30x66 Nesting Rect Counter Hgt 36"H Tbl T Base PolyFeltMod w/Cstr	$535.00
DRINR3066H42/NNN/NMP/XX/4EC	30x66 Nesting Rect Cafe Hgt 42"H Tbl T Base NoModPnl w/Cstrs	$450.00
DRINR3066H42/NNN/PMP/FTXX/XX/4EC	30x66 Nesting Rect Cafe Hgt 42"H Tbl T Base PolyFeltMod w/Cstrs	$545.00
DRINR3072H36/NNN/NMP/XX/4EC	30x72 Nesting Rect Counter Hgt 36"H Tbl T Base NoModPnl w/Cstrs	$445.00
DRINR3072H36/NNN/PMP/FTXX/XX/4EC	30x72 Nesting Rect Counter Hgt 36"H Tbl T Base PolyFeltMod w/Cstr	$540.00
DRINR3072H42/NNN/NMP/XX/4EC	30x72 Nesting Rect Cafe Hgt 42"H Tbl T Base NoModPnl w/Cstrs	$455.00
DRINR3072H42/NNN/PMP/FTXX/XX/4EC	30x72 Nesting Rect Cafe Hgt 42"H Tbl T Base PolyFeltMod w/Cstrs	$550.00

NESTING TOP CHEVRON CAFE HEIGHT

DRINCV2460H42	***Nesting Chevron Cafe Height***
NNN	***No Grommets/No PowerUp/No Wire Management***
Power Options	***WMO(+$30),1VG(+$125),1PG(+$100),1PU(+$150),1VM(+$275),MA1(+$190)***
Power Options	***MB1(+$120),MD1(+$160),MO1(+$120),GA1(+$100),GD1(+$100),GO1(+$65)***
NMP, PMP	***NMP=No Modesty Panel, PMP=Polyester Felt Modesty Panel***
XX	***Leg Color***
FTXX	***Polyester Modesty Panel Color***
PUXX	***Grommet or Module Color***
Module Option (15 or 9)	***9' or 15' is optional on all module options***
4EC, 4GB	***4 Casters / 4 Black Glides (change 4EC to 4GB)***
FAMILY NAME:	***DRIN4***

Model Number	Description	Price
DRINCV2460H42/NNN/NMP/XX/4EC	24 x 60 Nesting Chevron Tbl 42"CafeHgt T Base NoModPnl w/Cstrs	$445.00
DRINCV2460H42/NNN/PMP/FTXX/XX/4EC	24 x 60 Nesting Chevron Tbl 42"CafeHgt T Base PolyFltMod w/Cstrs	$550.00
DRINCV2472H42/NNN/NMP/XX/4EC	24 x 72 Nesting Chevron Tbl 42"CafeHgt T Base NoModPnl w/Cstrs	$455.00
DRINCV2472H42/NNN/PMP/FTXX/XX/4EC	24 x 72 Nesting Chevron Tbl 42"CafeHgt T Base PolyFltMod w/Cstrs	$560.00
DRINCV3060H42/NNN/NMP/XX/4EC	30 x 60 Nesting Chevron Tbl 42"CafeHgt T Base NoModPnl w/Cstrs	$445.00
DRINCV3060H42/NNN/PMP/FTXX/XX/4EC	30 x 60 Nesting Chevron Tbl 42"CafeHgt T Base PolyFltMod w/Cstrs	$550.00
DRINCV3072H42/NNN/NMP/XX/4EC	30 x 72 Nesting Chevron Tbl 42"CafeHgt T Base NoModPnl w/Cstrs	$455.00
DRINCV3072H42/NNN/PMP/FTXX/XX/4EC	30 x 72 Nesting Chevron Tbl 42"CafeHgt T Base PolyFltMod w/Cstrs	$560.00

NESTING TOP CHEVRON COUNTER HEIGHT

DRINCV2460H36	***Nesting Chevron Counter Height***
NNN	***No Grommets/No PowerUp/No Wire Management***
Power Options	***WMO(+$30),1VG(+$125),1PG(+$100),1PU(+$150),1VM(+$275),MA1(+$190)***
Power Options	***MB1(+$120),MD1(+$160),MO1(+$120),GA1(+$100),GD1(+$100),GO1(+$65)***
NMP, PMP	***NMP=No Modesty Panel, PMP=Polyester Felt Modesty Panel***
XX	***Leg Color***
FTXX	***Polyester Modesty Panel Color***
PUXX	***Grommet or Module Color***
Module Option (15 or 9)	***9' or 15' is optional on all module options***
4EC, 4GB	***4 Casters / 4 Black Glides (change 4EC to 4GB)***
FAMILY NAME:	***DRIN3***

Model Number	Description	Price
DRINCV2460H36/NNN/NMP/XX/4EC	24 x 60 Nesting Chevron Tbl 36"CntrHgt T Base NoModPnl w/Cstrs	$435.00
DRINCV2460H36/NNN/PMP/FTXX/XX/4EC	24 x 60 Nesting Chevron Tbl 36"CntrHgt T Base PolyFltMod w/Cstrs	$540.00
DRINCV2472H36/NNN/NMP/XX/4EC	24 x 72 Nesting Chevron Tbl 36"CntrHgt T Base NoModPnl w/Cstrs	$445.00
DRINCV2472H36/NNN/PMP/FTXX/XX/4EC	24 x 72 Nesting Chevron Tbl 36"CntrHgt T Base PolyFltMod w/Cstrs	$550.00
DRINCV3060H36/NNN/NMP/XX/4EC	30 x 60 Nesting Chevron Tbl 36"CntrHgt T Base NoModPnl w/Cstrs	$435.00
DRINCV3060H36/NNN/PMP/FTXX/XX/4EC	30 x 60 Nesting Chevron Tbl 36"CntrHgt T Base PolyFltMod w/Cstrs	$540.00
DRINCV3072H36/NNN/NMP/XX/4EC	30 x 72 Nesting Chevron Tbl 36"CntrHgt T Base NoModPnl w/Cstrs	$445.00
DRINCV3072H36/NNN/PMP/FTXX/XX/4EC	30 x 72 Nesting Chevron Tbl 36"CntrHgt T Base PolyFltMod w/Cstrs	$540.00

NY DEVELOP-PIROUETTE "R" BASE MODEL PRICE LIST

Date: 8/29/2022

FIXED HEIGHT SINGLE CIRCUIT RECTANGULAR TRAINING

DRAFR2436T	***Fixed Height Single Circuit Rectangular Training***
PMN	***Active8 Power Up (no under-table Activ8)***
Power Options	***A8U(+$75),PGU(+$75),VGU(+$100),PMU(+$160),VUN(+$175),VUU(+$300),PMA1($200),PMB1(+$175)***
Power Options	***PMD1(+$300),PMO1(+$175),PS1GA($75),PS1MB1GA1($200),PS2GA1($175),PS2MB1GA1($350)***
NMP, FMP, PMP	***NMP=No Modesty Panel, FMP=Fabric Modestry Panel, PMP=Polyester Felt Modesty Panel***
XX	***Leg Color***
PUXX	***Grommet or Module Color***
FTXX	***Polyester Modesty Panel Color***
4EC, 4GB	***4 Casters / 4 Black Glides (change 4EC to 4GB)***
FAMILY NAME:	***DRAFT***

Model Number	Description	Price
DRAFR2436T/PMN/FMP/XX/PUXX/4EC	24 x 36 Fxd SingleCircuit Trng Tbl Base Fabric ModPnl W/Casters	$440.00
DRAFR2436T/PMN/NMP/XX/PUXX/4EC	24 x 36 Fxd SingleCircuit Trng Tbl Base No ModPnl W/Casters	$335.00
DRAFR2436T/PMN/PMP/XX/PUXX/FTXX/4EC	24 x 36 Fxd SingleCircuit Trng Tbl Base PolyFelt ModPnl W/Casters	$365.00
DRAFR2442T/PMN/FMP/XX/PUXX/4EC	24 x 42 Fxd SingleCircuit Trng Tbl Base Fabric ModPnl W/Casters	$445.00
DRAFR2442T/PMN/NMP/XX/PUXX/4EC	24 x 42 Fxd SingleCircuit Trng Tbl Base No ModPnl W/Casters	$335.00
DRAFR2442T/PMN/PMP/XX/PUXX/FTXX/4EC	24 x 42 Fxd SingleCircuit Trng Tbl Base PolyFelt ModPnl W/Casters	$370.00
DRAFR2448T/PMN/FMP/XX/PUXX/4EC	24 x 48 Fxd SingleCircuit Trng Tbl Base Fabric ModPnl W/Casters	$450.00
DRAFR2448T/PMN/NMP/XX/PUXX/4EC	24 x 48 Fxd SingleCircuit Trng Tbl Base No ModPnl W/Casters	$345.00
DRAFR2448T/PMN/PMP/XX/PUXX/FTXX/4EC	24 x 48 Fxd SingleCircuit Trng Tbl Base PolyFelt ModPnl W/Casters	$375.00
DRAFR2454T/PMN/FMP/XX/PUXX/4EC	24 x 54 Fxd SingleCircuit Trng Tbl Base Fabric ModPnl W/Casters	$455.00
DRAFR2454T/PMN/NMP/XX/PUXX/4EC	24 x 54 Fxd SingleCircuit Trng Tbl Base No ModPnl W/Casters	$345.00
DRAFR2454T/PMN/PMP/XX/PUXX/FTXX/4EC	24 x 54 Fxd SingleCircuit Trng Tbl Base PolyFelt ModPnl W/Casters	$380.00
DRAFR2460T/PMN/FMP/XX/PUXX/4EC	24 x 60 Fxd SingleCircuit Trng Tbl Base Fabric ModPnl W/Casters	$470.00
DRAFR2460T/PMN/NMP/XX/PUXX/4EC	24 x 60 Fxd SingleCircuit Trng Tbl Base No ModPnl W/Casters	$355.00
DRAFR2460T/PMN/PMP/XX/PUXX/FTXX/4EC	24 x 60 Fxd SingleCircuit Trng Tbl Base PolyFelt ModPnl W/Casters	$430.00
DRAFR2466T/PMN/FMP/XX/PUXX/4EC	24 x 66 Fxd SingleCircuit Trng Tbl Base Fabric ModPnl W/Casters	$510.00
DRAFR2466T/PMN/NMP/XX/PUXX/4EC	24 x 66 Fxd SingleCircuit Trng Tbl Base No ModPnl W/Casters	$360.00
DRAFR2466T/PMN/PMP/XX/PUXX/FTXX/4EC	24 x 66 Fxd SingleCircuit Trng Tbl Base PolyFelt ModPnl W/Casters	$435.00
DRAFR2472T/PMN/FMP/XX/PUXX/4EC	24 x 72 Fxd SingleCircuit Trng Tbl Base Fabric ModPnl W/Casters	$515.00
DRAFR2472T/PMN/NMP/XX/PUXX/4EC	24 x 72 Fxd SingleCircuit Trng Tbl Base No ModPnl W/Casters	$365.00
DRAFR2472T/PMN/PMP/XX/PUXX/FTXX/4EC	24 x 72 Fxd SingleCircuit Trng Tbl Base PolyFelt ModPnl W/Casters	$440.00
DRAFR3036T/PMN/FMP/XX/PUXX/4EC	30 x 36 Fxd SingleCircuit Trng Tbl Base Fabric ModPnl W/Casters	$445.00
DRAFR3036T/PMN/NMP/XX/PUXX/4EC	30 x 36 Fxd SingleCircuit Trng Tbl Base No ModPnl W/Casters	$340.00
DRAFR3036T/PMN/PMP/XX/PUXX/FTXX/4EC	30 x 36 Fxd SingleCircuit Trng Tbl Base PolyFelt ModPnl W/Casters	$370.00
DRAFR3042T/PMN/FMP/XX/PUXX/4EC	30 x 36 Fxd SingleCircuit Trng Tbl Base PolyFelt ModPnl W/Casters	$450.00
DRAFR3042T/PMN/NMP/XX/PUXX/4EC	30 x 42 Fxd SingleCircuit Trng Tbl Base No ModPnl W/Casters	$340.00
DRAFR3042T/PMN/PMP/XX/PUXX/FTXX/4EC	30 x 42 Fxd SingleCircuit Trng Tbl Base PolyFelt ModPnl W/Casters	$375.00
DRAFR3048T/PMN/FMP/XX/PUXX/4EC	30 x 48 Fxd SingleCircuit Trng Tbl Base Fabric ModPnl W/Casters	$455.00
DRAFR3048T/PMN/NMP/XX/PUXX/4EC	30 x 48 Fxd SingleCircuit Trng Tbl Base No ModPnl W/Casters	$350.00
DRAFR3048T/PMN/PMP/XX/PUXX/FTXX/4EC	30 x 48 Fxd SingleCircuit Trng Tbl Base PolyFelt ModPnl W/Casters	$380.00
DRAFR3054T/PMN/FMP/XX/PUXX/4EC	30 x 54 Fxd SingleCircuit Trng Tbl Base Fabric ModPnl W/Casters	$460.00
DRAFR3054T/PMN/NMP/XX/PUXX/4EC	30 x 54 Fxd SingleCircuit Trng Tbl Base No ModPnl W/Casters	$350.00
DRAFR3054T/PMN/PMP/XX/PUXX/FTXX/4EC	30 x 54 Fxd SingleCircuit Trng Tbl Base PolyFelt ModPnl W/Casters	$385.00
DRAFR3060T/PMN/FMP/XX/PUXX/4EC	30 x 60 Fxd SingleCircuit Trng Tbl Base Fabric ModPnl W/Casters	$475.00
DRAFR3060T/PMN/NMP/XX/PUXX/4EC	30 x 60 Fxd SingleCircuit Trng Tbl Base No ModPnl W/Casters	$360.00
DRAFR3060T/PMN/PMP/XX/PUXX/FTXX/4EC	30 x 60 Fxd SingleCircuit Trng Tbl Base PolyFelt ModPnl W/Casters	$435.00
DRAFR3066T/PMN/FMP/XX/PUXX/4EC	30 x 66 Fxd SingleCircuit Trng Tbl Base Fabric ModPnl W/Casters	$515.00
DRAFR3066T/PMN/NMP/XX/PUXX/4EC	30 x 66 Fxd SingleCircuit Trng Tbl Base No ModPnl W/Casters	$365.00
DRAFR3066T/PMN/PMP/XX/PUXX/FTXX/4EC	30 x 66 Fxd SingleCircuit Trng Tbl Base PolyFelt ModPnl W/Casters	$440.00
DRAFR3072T/PMN/FMP/XX/PUXX/4EC	30 x 72 Fxd SingleCircuit Trng Tbl Base Fabric ModPnl W/Casters	$520.00
DRAFR3072T/PMN/NMP/XX/PUXX/4EC	30 x 72 Fxd SingleCircuit Trng Tbl Base No ModPnl W/Casters	$370.00
DRAFR3072T/PMN/PMP/XX/PUXX/FTXX/4EC	30 x 72 Fxd SingleCircuit Trng Tbl Base PolyFelt ModPnl W/Casters	$445.00
DRAFR3636T/PMN/FMP/XX/PUXX/4EC	36 x 36 Fxd SingleCircuit Trng Tbl Base Fabric ModPnl W/Casters	$455.00
DRAFR3636T/PMN/NMP/XX/PUXX/4EC	36 x 36 Fxd SingleCircuit Trng Tbl Base No ModPnl W/Casters	$350.00
DRAFR3636T/PMN/PMP/XX/PUXX/FTXX/4EC	36 x 36 Fxd SingleCircuit Trng Tbl Base PolyFelt ModPnl W/Casters	$380.00

DRAFR3642T/PMN/FMP/XX/PUXX/4EC	36 x 42 Fxd SingleCircuit Trng Tbl Base Fabric ModPnl W/Casters	$460.00
DRAFR3642T/PMN/NMP/XX/PUXX/4EC	36 x 42 Fxd SingleCircuit Trng Tbl Base No ModPnl W/Casters	$350.00
DRAFR3642T/PMN/PMP/XX/PUXX/FTXX/4EC	36 x 42 Fxd SingleCircuit Trng Tbl Base PolyFelt ModPnl W/Casters	$385.00
DRAFR3648T/PMN/FMP/XX/PUXX/4EC	36 x 48 Fxd SingleCircuit Trng Tbl Base Fabric ModPnl W/Casters	$480.00
DRAFR3648T/PMN/NMP/XX/PUXX/4EC	36 x 48 Fxd SingleCircuit Trng Tbl Base No ModPnl W/Casters	$375.00
DRAFR3648T/PMN/PMP/XX/PUXX/FTXX/4EC	36 x 48 Fxd SingleCircuit Trng Tbl Base PolyFelt ModPnl W/Casters	$405.00
DRAFR3654T/PMN/FMP/XX/PUXX/4EC	36 x 54 Fxd SingleCircuit Trng Tbl Base Fabric ModPnl W/Casters	$490.00
DRAFR3654T/PMN/NMP/XX/PUXX/4EC	36 x 54 Fxd SingleCircuit Trng Tbl Base No ModPnl W/Casters	$375.00
DRAFR3654T/PMN/PMP/XX/PUXX/FTXX/4EC	36 x 54 Fxd SingleCircuit Trng Tbl Base PolyFelt ModPnl W/Casters	$415.00
DRAFR3660T/PMN/FMP/XX/PUXX/4EC	36 x 60 Fxd SingleCircuit Trng Tbl Base Fabric ModPnl W/Casters	$505.00
DRAFR3660T/PMN/NMP/XX/PUXX/4EC	36 x 60 Fxd SingleCircuit Trng Tbl Base No ModPnl W/Casters	$390.00
DRAFR3660T/PMN/PMP/XX/PUXX/FTXX/4EC	36 x 60 Fxd SingleCircuit Trng Tbl Base PolyFelt ModPnl W/Casters	$465.00
DRAFR3666T/PMN/FMP/XX/PUXX/4EC	36 x 66 Fxd SingleCircuit Trng Tbl Base Fabric ModPnl W/Casters	$545.00
DRAFR3666T/PMN/NMP/XX/PUXX/4EC	36 x 66 Fxd SingleCircuit Trng Tbl Base No ModPnl W/Casters	$395.00
DRAFR3666T/PMN/PMP/XX/PUXX/FTXX/4EC	36 x 66 Fxd SingleCircuit Trng Tbl Base PolyFelt ModPnl W/Casters	$470.00
DRAFR3672T/PMN/FMP/XX/PUXX/4EC	36 x 72 Fxd SingleCircuit Trng Tbl Base Fabric ModPnl W/Casters	$550.00
DRAFR3672T/PMN/NMP/XX/PUXX/4EC	36 x 72 Fxd SingleCircuit Trng Tbl Base No ModPnl W/Casters	$400.00
DRAFR3672T/PMN/PMP/XX/PUXX/FTXX/4EC	36 x 72 Fxd SingleCircuit Trng Tbl Base PolyFelt ModPnl W/Casters	$475.00
DRAFR3684T/PMN/NMP/XX/PUXX/4EC	36 x 84 Fxd SingleCircuit Trng Tbl Base No ModPnl W/Casters	$545.00
DRAFR3696T/PMN/NMP/XX/PUXX/4EC	36 x 96 Fxd SingleCircuit Trng Tbl Base No ModPnl W/Casters	$550.00

FIXED HEIGHT SINGLE CIRCUIT MISCELLANEOUS STYLES

DRAFS3072	***Fixed Height Single Circuit Scale Up***
PMN	***Active8 Power Up (no under-table Activ8)***
Power Options	***A8U(+$75),PGU(+$75),VGU(+$100),PMU(+$160),VUN(+$175),VUU(+$300),PMA1($200),PMB1(+$175)***
Power Options	***PMD1(+$300),PMO1(+$175),PS2GA1($175),PS2MB1GA1($350)***
NMP	***NMP=No Modesty Panel***
XX	***Leg Color***
PUXX	***Grommet or Module Color***
4EC, 4GB	***4 Casters / 4 Black Glides (change 4EC to 4GB)***
FAMILY NAME:	***DRAFT***

Model Number	Description	Price
DRAFS3072/PMN/NMP/XX/PUXX/4EC	30 x 72 Fixed Scale Up SingleCircuit Tbl Bse No ModPnl W/Casters	$350.00

FIXED HEIGHT SINGLE CIRCUIT CHEVRON STANDARD HEIGHT

DRAFCV2460	***Fixed Height Single Circuit Chevron Standard Height***
PMN	***Active8 Power Up (no under-table Activ8)***
Power Options	***A8U(+$75),PGU(+$75),VGU(+$100),PMU(+$160),VUN(+$175),VUU(+$300),PMA1($200),PMB1(+$175)***
Power Options	***PMD1(+$300),PMO1(+$175),PS2GA1($175),PS2MB1GA1($350)***
NMP, FMP, PMP	***NMP=No Modesty Panel, FMP=Fabric Modestry Panel, PMP=Polyester Felt Modesty Panel***
XX	***Leg Color***
PUXX	***Grommet or Module Color***
FTXX	***Polyester Modesty Panel Color***
4EC, 4GB	***4 Casters / 4 Black Glides (change 4EC to 4GB)***
FAMILY NAME:	***DRAFT***

Model Number	Description	Price
DRAFCV2460/PMN/FMP/XX/PUXX/4EC	24x60 Fixed SnglCir Chevron 29"H Tbl Base Fabric ModPnl W/Cstrs	$480.00
DRAFCV2460/PMN/NMP/XX/PUXX/4EC	24x60 Fixed SnglCir Chevron 29"H Tbl Base No ModPnl W/Cstrs	$360.00
DRAFCV2460/PMN/PMP/XX/PUXX/FTXX/4EC	24x60 Fixed SnglCir Chevron 29"H TblBase PolyFelt ModPnl W/Cstrs	$430.00
DRAFCV2472/PMN/FMP/XX/PUXX/4EC	24x72 Fixed SnglCir Chevron 29"H Tbl Base Fabric ModPnl W/Cstrs	$520.00
DRAFCV2472/PMN/NMP/XX/PUXX/4EC	24x72 Fixed SnglCir Chevron 29"H Tbl Base No ModPnl W/Casters	$380.00
DRAFCV2472/PMN/PMP/XX/PUXX/FTXX/4EC	24x72 Fixed SnglCir Chevron 29"H TblBase PolyFelt ModPnl W/Cstrs	$460.00
DRAFCV3060/PMN/FMP/XX/PUXX/4EC	30x60 Fixed SnglCir Chevron 29"H Tbl Base Fabric ModPnl W/Cstrs	$480.00
DRAFCV3060/PMN/NMP/XX/PUXX/4EC	30x60 Fixed SnglCir Chevron 29"H Tbl Base No ModPnl W/Casters	$360.00
DRAFCV3060/PMN/PMP/XX/PUXX/FTXX/4EC	30x60 Fixed SnglCir Chevron 29"H TblBase PolyFelt ModPnl W/Cstrs	$430.00
DRAFCV3072/PMN/FMP/XX/PUXX/4EC	30x72 Fixed SnglCir Chevron 29"H Tbl Base Fabric ModPnl W/Cstrs	$520.00
DRAFCV3072/PMN/NMP/XX/PUXX/4EC	30x72 Fixed SnglCir Chevron 29"H Tbl Base No ModPnl W/Casters	$380.00

DRAFCV3072/PMN/PMP/XX/PUXX/FTXX/4EC	30x72 Fixed SnglCir Chevron 29"H TblBase PolyFelt ModPnl W/Cstrs	$460.00

FIXED HEIGHT SINGLE CIRCUIT RECT COUNTER/CAFE HEIGHT

DRAFR2436H36	***Fixed Height Single Circuit Rectangular Counter/Café Heigh***
PMN	***Active8 Power Up (no under-table Activ8)***
Power Options	***A8U(+$75),PGU(+$75),VGU(+$100),PMU(+$160),VUN(+$175),VUU(+$300),PMA1($200),PMB1(+$175)***
Power Options	***PMD1(+$300),PMO1(+$175),PS1GA($75),PS1MB1GA1($200),PS2GA1($175),PS2MB1GA1($350)***
NMP, PMP	***NMP=No Modesty Panel, PMP=Polyester Felt Modesty Panel***
XX	***Leg Color***
PUXX	***Grommet or Module Color***
FTXX	***Polyester Modesty Panel Color***
4EC, 4GB	***4 Casters / 4 Black Glides (change 4EC to 4GB)***
FAMILY NAME:	***DRAF3, DRAF4***

Model Number	Description	Price
DRAFR2436H36/PMN/NMP/PUXX/XX/4EC	24x36 Fxd Rect SglCirc Cntr Hgt 36"H Tbl T Bse NoModPnl w/Cstrs	$385.00
DRAFR2436H36/PMN/PMP/FTXX/PUXX/XX/4EC	24x36 Fxd Rect SglCirc Cntr Hgt 36"H Tbl T Bse PolyFeltMod w/Cstrs	$425.00
DRAFR2436H42/PMN/NMP/PUXX/XX/4EC	24x36 Fxd Rect SglCirc CafeHgt 42"H Tbl T Bse NoModPnl w/Cstrs	$390.00
DRAFR2436H42/PMN/PMP/FTXX/PUXX/XX/4EC	24x36 Fxd Rect SglCirc CafeHgt 42"H Tbl T Bse PolyFeltMod w/Cstrs	$430.00
DRAFR2442H36/PMN/NMP/PUXX/XX/4EC	24x42 Fxd Rect SglCirc Cntr Hgt 36"H Tbl T Bse NoModPnl w/Cstrs	$385.00
DRAFR2442H36/PMN/PMP/FTXX/PUXX/XX/4EC	24x42 Fxd Rect SglCirc Cntr Hgt 36"H Tbl T Bse PolyFeltMod w/Cstrs	$430.00
DRAFR2442H42/PMN/NMP/PUXX/XX/4EC	24x42 Fxd Rect SglCirc CafeHgt 42"H Tbl T Bse NoModPnl w/Cstrs	$390.00
DRAFR2442H42/PMN/PMP/FTXX/PUXX/XX/4EC	24x42 Fxd Rect SglCirc CafeHgt 42"H Tbl T Bse PolyFeltMod w/Cstrs	$435.00
DRAFR2448H36/PMN/NMP/PUXX/XX/4EC	24x48 Fxd Rect SglCirc Cntr Hgt 36"H Tbl T Bse NoModPnl w/Cstrs	$395.00
DRAFR2448H36/PMN/PMP/FTXX/PUXX/XX/4EC	24x48 Fxd Rect SglCirc Cntr Hgt 36"H Tbl T Bse PolyFeltMod w/Cstrs	$435.00
DRAFR2448H42/PMN/NMP/PUXX/XX/4EC	24x48 Fxd Rect SglCirc CafeHgt 42"H Tbl T Bse NoModPnl w/Cstrs	$400.00
DRAFR2448H42/PMN/PMP/FTXX/PUXX/XX/4EC	24x48 Fxd Rect SglCirc CafeHgt 42"H Tbl T Bse PolyFeltMod w/Cstrs	$440.00
DRAFR2454H36/PMN/NMP/PUXX/XX/4EC	24x54 Fxd Rect SglCirc Cntr Hgt 36"H Tbl T Bse NoModPnl w/Cstrs	$395.00
DRAFR2454H36/PMN/PMP/FTXX/PUXX/XX/4EC	24x54 Fxd Rect SglCirc Cntr Hgt 36"H Tbl T Bse PolyFeltMod w/Cstrs	$440.00
DRAFR2454H42/PMN/NMP/PUXX/XX/4EC	24x54 Fxd Rect SglCirc CafeHgt 42"H Tbl T Bse NoModPnl w/Cstrs	$400.00
DRAFR2454H42/PMN/PMP/FTXX/PUXX/XX/4EC	24x54 Fxd Rect SglCirc CafeHgt 42"H Tbl T Bse PolyFeltMod w/Cstrs	$445.00
DRAFR2460H36/PMN/NMP/PUXX/XX/4EC	24x60 Fxd Rect SglCirc Cntr Hgt 36"H Tbl T Bse NoModPnl w/Cstrs	$415.00
DRAFR2460H36/PMN/PMP/FTXX/PUXX/XX/4EC	24x60 Fxd Rect SglCirc Cntr Hgt 36"H Tbl T Bse PolyFeltMod w/Cstrs	$510.00
DRAFR2460H42/PMN/NMP/PUXX/XX/4EC	24x60 Fxd Rect SglCirc CafeHgt 42"H Tbl T Bse NoModPnl w/Cstrs	$420.00
DRAFR2460H42/PMN/PMP/FTXX/PUXX/XX/4EC	24x60 Fxd Rect SglCirc CafeHgt 42"H Tbl T Bse PolyFeltMod w/Cstrs	$520.00
DRAFR2466H36/PMN/NMP/PUXX/XX/4EC	24x66 Fxd Rect SglCirc Cntr Hgt 36"H Tbl T Bse NoModPnl w/Cstrs	$420.00
DRAFR2466H36/PMN/PMP/FTXX/PUXX/XX/4EC	24x66 Fxd Rect SglCirc Cntr Hgt 36"H Tbl T Bse PolyFeltMod w/Cstrs	$515.00
DRAFR2466H42/PMN/NMP/PUXX/XX/4EC	24x66 Fxd Rect SglCirc CafeHgt 42"H Tbl T Bse NoModPnl w/Cstrs	$425.00
DRAFR2466H42/PMN/PMP/FTXX/PUXX/XX/4EC	24x66 Fxd Rect SglCirc CafeHgt 42"H Tbl T Bse PolyFeltMod w/Cstrs	$520.00
DRAFR2472H36/PMN/NMP/PUXX/XX/4EC	24x72 Fxd Rect SglCirc Cntr Hgt 36"H Tbl T Bse NoModPnl w/Cstrs	$425.00
DRAFR2472H36/PMN/PMP/FTXX/PUXX/XX/4EC	24x72 Fxd Rect SglCirc Cntr Hgt 36"H Tbl T Bse PolyFeltMod w/Cstrs	$520.00
DRAFR2472H42/PMN/NMP/PUXX/XX/4EC	24x72 Fxd Rect SglCirc CafeHgt 42"H Tbl T Bse NoModPnl w/Cstrs	$430.00
DRAFR2472H42/PMN/PMP/FTXX/PUXX/XX/4EC	24x72 Fxd Rect SglCirc CafeHgt 42"H Tbl T Bse PolyFeltMod w/Cstrs	$525.00
DRAFR3036H36/PMN/NMP/PUXX/XX/4EC	30x36 Fxd Rect SglCirc Cntr Hgt 36"H Tbl T Bse NoModPnl w/Cstrs	$390.00
DRAFR3036H36/PMN/PMP/FTXX/PUXX/XX/4EC	30x36 Fxd Rect SglCirc Cntr Hgt 36"H Tbl T Bse PolyFeltMod w/Cstrs	$430.00
DRAFR3036H42/PMN/NMP/PUXX/XX/4EC	30x36 Fxd Rect SglCirc CafeHgt 42"H Tbl T Bse NoModPnl w/Cstrs	$395.00
DRAFR3036H42/PMN/PMP/FTXX/PUXX/XX/4EC	30x36 Fxd Rect SglCirc CafeHgt 42"H Tbl T Bse PolyFeltMod w/Cstrs	$435.00
DRAFR3042H36/PMN/NMP/PUXX/XX/4EC	30x42 Fxd Rect SglCirc Cntr Hgt 36"H Tbl T Bse NoModPnl w/Cstrs	$390.00
DRAFR3042H36/PMN/PMP/FTXX/PUXX/XX/4EC	30x42 Fxd Rect SglCirc Cntr Hgt 36"H Tbl T Bse PolyFeltMod w/Cstrs	$435.00
DRAFR3042H42/PMN/NMP/PUXX/XX/4EC	30x42 Fxd Rect SglCirc CafeHgt 42"H Tbl T Bse NoModPnl w/Cstrs	$395.00
DRAFR3042H42/PMN/PMP/FTXX/PUXX/XX/4EC	30x42 Fxd Rect SglCirc CafeHgt 42"H Tbl T Bse PolyFeltMod w/Cstrs	$440.00
DRAFR3048H36/PMN/NMP/PUXX/XX/4EC	30x48 Fxd Rect SglCirc Cntr Hgt 36"H Tbl T Bse NoModPnl w/Cstrs	$400.00
DRAFR3048H36/PMN/PMP/FTXX/PUXX/XX/4EC	30x48 Fxd Rect SglCirc Cntr Hgt 36"H Tbl T Bse PolyFeltMod w/Cstrs	$440.00
DRAFR3048H42/PMN/NMP/PUXX/XX/4EC	30x48 Fxd Rect SglCirc CafeHgt 42"H Tbl T Bse NoModPnl w/Cstrs	$405.00
DRAFR3048H42/PMN/PMP/FTXX/PUXX/XX/4EC	30x48 Fxd Rect SglCirc CafeHgt 42"H Tbl T Bse PolyFeltMod w/Cstrs	$445.00
DRAFR3054H36/PMN/NMP/PUXX/XX/4EC	30x54 Fxd Rect SglCirc Cntr Hgt 36"H Tbl T Bse NoModPnl w/Cstrs	$400.00
DRAFR3054H36/PMN/PMP/FTXX/PUXX/XX/4EC	30x54 Fxd Rect SglCirc Cntr Hgt 36"H Tbl T Bse PolyFeltMod w/Cstrs	$445.00
DRAFR3054H42/PMN/NMP/PUXX/XX/4EC	30x54 Fxd Rect SglCirc CafeHgt 42"H Tbl T Bse NoModPnl w/Cstrs	$405.00
DRAFR3054H42/PMN/PMP/FTXX/PUXX/XX/4EC	30x54 Fxd Rect SglCirc CafeHgt 42"H Tbl T Bse PolyFeltMod w/Cstrs	$450.00

DRAFR3060H36/PMN/NMP/PUXX/XX/4EC	30x60 Fxd Rect SglCirc Cntr Hgt 36"H Tbl T Bse NoModPnl w/Cstrs	$420.00
DRAFR3060H36/PMN/PMP/FTXX/PUXX/XX/4EC	30x60 Fxd Rect SglCirc Cntr Hgt 36"H Tbl T Bse PolyFeltMod w/Cstrs	$515.00
DRAFR3060H42/PMN/NMP/PUXX/XX/4EC	30x60 Fxd Rect SglCirc CafeHgt 42"H Tbl T Bse NoModPnl w/Cstrs	$425.00
DRAFR3060H42/PMN/PMP/FTXX/PUXX/XX/4EC	30x60 Fxd Rect SglCirc CafeHgt 42"H Tbl T Bse PolyFeltMod w/Cstrs	$520.00
DRAFR3066H36/PMN/NMP/PUXX/XX/4EC	30x66 Fxd Rect SglCirc Cntr Hgt 36"H Tbl T Bse NoModPnl w/Cstrs	$425.00
DRAFR3066H36/PMN/PMP/FTXX/PUXX/XX/4EC	30x66 Fxd Rect SglCirc Cntr Hgt 36"H Tbl T Bse PolyFeltMod w/Cstrs	$520.00
DRAFR3066H42/PMN/NMP/PUXX/XX/4EC	30x66 Fxd Rect SglCirc CafeHgt 42"H Tbl T Bse NoModPnl w/Cstrs	$430.00
DRAFR3066H42/PMN/PMP/FTXX/PUXX/XX/4EC	30x66 Fxd Rect SglCirc CafeHgt 42"H Tbl T Bse PolyFeltMod w/Cstrs	$525.00
DRAFR3072H36/PMN/NMP/PUXX/XX/4EC	30x72 Fxd Rect SglCirc Cntr Hgt 36"H Tbl T Bse NoModPnl w/Cstrs	$430.00
DRAFR3072H36/PMN/PMP/FTXX/PUXX/XX/4EC	30x72 Fxd Rect SglCirc Cntr Hgt 36"H Tbl T Bse PolyFeltMod w/Cstrs	$525.00
DRAFR3072H42/PMN/NMP/PUXX/XX/4EC	30x72 Fxd Rect SglCirc CafeHgt 42"H Tbl T Bse NoModPnl w/Cstrs	$435.00
DRAFR3072H42/PMN/PMP/FTXX/PUXX/XX/4EC	30x72 Fxd Rect SglCirc CafeHgt 42"H Tbl T Bse PolyFeltMod w/Cstrs	$530.00

FIXED HEIGHT SINGLE CIRCUIT CHEVRON COUNTER HEIGHT

DRAFCV2460H36	***Fixed Height Single Circuit Chevron Counter Height***
PMN	***Active8 Power Up (no under-table Activ8)***
Power Options	***A8U(+$75),PGU(+$75),VGU(+$100),PMU(+$160),VUN(+$175),VUU(+$300),PMA1($200),PMB1(+$175)***
Power Options	***PMD1(+$300),PMO1(+$175),PS2GA1($175),PS2MB1GA1($350)***
NMP, PMP	***NMP=No Modesty Panel, PMP=Polyester Felt Modesty Panel***
XX	***Leg Color***
PUXX	***Grommet or Module Color***
FTXX	***Polyester Modesty Panel Color***
4EC, 4GB	***4 Casters / 4 Black Glides (change 4EC to 4GB)***
FAMILY NAME:	***DRAF3***

Model Number	Description	Price
DRAFCV2460H36/PMN/NMP/XX/PUXX/4EC	24 x 60 FxdChevron SnglCirTbl 36"CntrHgt T Bse NoModPnl w/Cstrs	$401.00
DRAFCV2460H36/PMN/PMP/FTXX/XX/PUXX/4E	24 x 60 FxdChevron SnglCirTbl 36"CntrHgt T Bse PolyFltMod w/Cstrs	$515.00
DRAFCV2472H36/PMN/NMP/XX/PUXX/4EC	24 x 72 FxdChevron SnglCirTbl 36"CntrHgt T Bse NoModPnl w/Cstrs	$418.00
DRAFCV2472H36/PMN/PMP/FTXX/XX/PUXX/4E	24 x 72 FxdChevron SnglCirTbl 36"CntrHgt T Bse PolyFltMod w/Cstrs	$535.00
DRAFCV3060H36/PMN/NMP/XX/PUXX/4EC	30 x 60 FxdChevron SnglCirTbl 36"CntrHgt T Bse NoModPnl w/Cstrs	$406.00
DRAFCV3060H36/PMN/PMP/FTXX/XX/PUXX/4E	30 x 60 FxdChevron SnglCirTbl 36"CntrHgt T Bse PolyFltMod w/Cstrs	$520.00
DRAFCV3072H36/PMN/NMP/XX/PUXX/4EC	30 x 72 FxdChevron SnglCirTbl 36"CntrHgt T Bse NoModPnl w/Cstrs	$423.00
DRAFCV3072H36/PMN/PMP/FTXX/XX/PUXX/4E	30 x 72 FxdChevron SnglCirTbl 36"CntrHgt T Bse PolyFltMod w/Cstrs	$540.00

FIXED HEIGHT SINGLE CIRCUIT CHEVRON CAFE HEIGHT

DRAFCV2460H42	***Fixed Height Single Circuit Chevron Cafe Height***
PMN	***Active8 Power Up (no under-table Activ8)***
Power Options	***A8U(+$75),PGU(+$75),VGU(+$100),PMU(+$160),VUN(+$175),VUU(+$300),PMA1($200),PMB1(+$175)***
Power Options	***PMD1(+$300),PMO1(+$175),PS2GA1($175),PS2MB1GA1($350)***
NMP, PMP	***NMP=No Modesty Panel, PMP=Polyester Felt Modesty Panel***
XX	***Leg Color***
PUXX	***Grommet or Module Color***
FTXX	***Polyester Modesty Panel Color***
4EC, 4GB	***4 Casters / 4 Black Glides (change 4EC to 4GB)***
FAMILY NAME:	***DRAF4***

Model Number	Description	Price
DRAFCV2460H42/PMN/NMP/XX/PUXX/4EC	24 x 60 FxdChevron SnglCirTbl 42"CafeHgt T Bse NoModPnl w/Cstrs	$410.00
DRAFCV2460H42/PMN/PMP/FTXX/XX/PUXX/4E	24 x 60 FxdChevron SnglCirTbl 42"CafeHgt T Bse PolyFltMod w/Cstrs	$525.00
DRAFCV2472H42/PMN/NMP/XX/PUXX/4EC	24 x 72 FxdChevron SnglCirTbl 42"CafeHgt T Bse NoModPnl w/Cstrs	$428.00
DRAFCV2472H42/PMN/PMP/FTXX/XX/PUXX/4E	24 x 72 FxdChevron SnglCirTbl 42"CafeHgt T Bse PolyFltMod w/Cstrs	$545.00
DRAFCV3060H42/PMN/NMP/XX/PUXX/4EC	30 x 60 FxdChevron SnglCirTbl 42"CafeHgt T Bse NoModPnl w/Cstrs	$415.00
DRAFCV3060H42/PMN/PMP/FTXX/XX/PUXX/4E	30 x 60 FxdChevron SnglCirTbl 42"CafeHgt T Bse PolyFltMod w/Cstrs	$530.00
DRAFCV3072H42/PMN/NMP/XX/PUXX/4EC	30 x 72 FxdChevron SnglCirTbl 42"CafeHgt T Bse NoModPnl w/Cstrs	$433.00
DRAFCV3072H42/PMN/PMP/FTXX/XX/PUXX/4E	30 x 72 FxdChevron SnglCirTbl 42"CafeHgt T Bse PolyFltMod w/Cstrs	$550.00

NY DEVELOP-PIROUETTE "R" BASE MODEL PRICE LIST

Date: 8/29/2022

NESTING 29" HEIGHT SINGLE CIRCUIT RECTANGULAR TRAINING

DRANR2436T	***Nesting Single Circuit Rectangular Training***
PMN	***Active8 Power Up (no under-table Activ8)***
Power Options	***A8U(+$75),PGU(+$75),VGU(+$100),PMU(+$160),VUN(+$175),VUU(+$300),PMA1($200),PMB1(+$175)***
Power Options	***PMD1(+$300),PMO1(+$175),PS1GA($75),PS1MB1GA1($200),PS2GA1($175),PS2MB1GA1($350)***
NMP, FMP, PMP	***NMP=No Modesty Panel, FMP=Fabric Modestry Panel, PMP=Polyester Felt Modesty Panel***
XX	***Leg Color***
PUXX	***Grommet or Module Color***
FTXX	***Polyester Modesty Panel Color***
4EC, 4GB	***4 Casters / 4 Black Glides (change 4EC to 4GB)***
FAMILY NAME:	***DRANT***

Model Number	Description	Price
DRANR2436T/PMN/FMP/XX/PUXX/4EC	24 x 36 Nesting Training SnglCir TblBse Fabric ModPnl W/Casters	$600.00
DRANR2436T/PMN/NMP/XX/PUXX/4EC	24 x 36 Nesting Training SnglCir TblBse No ModPnl W/Casters	$500.00
DRANR2436T/PMN/PMP/XX/PUXX/FTXX/4EC	24 x 36 Nesting Training SnglCir TblBse PolyFelt ModPnl W/Casters	$525.00
DRANR2442T/PMN/FMP/XX/PUXX/4EC	24 x 42 Nesting Training SnglCir TblBse Fabric ModPnl W/Casters	$605.00
DRANR2442T/PMN/NMP/XX/PUXX/4EC	24 x 42 Nesting Training SnglCir TblBse No ModPnl W/Casters	$505.00
DRANR2442T/PMN/PMP/XX/PUXX/FTXX/4EC	24 x 42 Nesting Training SnglCir TblBse PolyFelt ModPnl W/Casters	$530.00
DRANR2448T/PMN/FMP/XX/PUXX/4EC	24 x 48 Nesting Training SnglCir TblBse Fabric ModPnl W/Casters	$630.00
DRANR2448T/PMN/NMP/XX/PUXX/4EC	24 x 48 Nesting Training SnglCir TblBse No ModPnl W/Casters	$525.00
DRANR2448T/PMN/PMP/XX/PUXX/FTXX/4EC	24 x 48 Nesting Training SnglCir TblBse PolyFelt ModPnl W/Casters	$560.00
DRANR2454T/PMN/FMP/XX/PUXX/4EC	24 x 54 Nesting Training SnglCir TblBse Fabric ModPnl W/Casters	$635.00
DRANR2454T/PMN/NMP/XX/PUXX/4EC	24 x 54 Nesting Training SnglCir TblBse No ModPnl W/Casters	$530.00
DRANR2454T/PMN/PMP/XX/PUXX/FTXX/4EC	24 x 54 Nesting Training SnglCir TblBse PolyFelt ModPnl W/Casters	$565.00
DRANR2460T/PMN/FMP/XX/PUXX/4EC	24 x 60 Nesting Training SnglCir TblBse Fabric ModPnl W/Casters	$645.00
DRANR2460T/PMN/NMP/XX/PUXX/4EC	24 x 60 Nesting Training SnglCir TblBse No ModPnl W/Casters	$535.00
DRANR2460T/PMN/PMP/XX/PUXX/FTXX/4EC	24 x 60 Nesting Training SnglCir TblBse PolyFelt ModPnl W/Casters	$615.00
DRANR2466T/PMN/FMP/XX/PUXX/4EC	24 x 66 Nesting Training SnglCir TblBse Fabric ModPnl W/Casters	$695.00
DRANR2466T/PMN/NMP/XX/PUXX/4EC	24 x 66 Nesting Training SnglCir TblBse No ModPnl W/Casters	$545.00
DRANR2466T/PMN/PMP/XX/PUXX/FTXX/4EC	24 x 66 Nesting Training SnglCir TblBse PolyFelt ModPnl W/Casters	$625.00
DRANR2472T/PMN/FMP/XX/PUXX/4EC	24 x 72 Nesting Training SnglCir TblBse Fabric ModPnl W/Casters	$705.00
DRANR2472T/PMN/NMP/XX/PUXX/4EC	24 x 72 Nesting Training SnglCir TblBse No ModPnl W/Casters	$555.00
DRANR2472T/PMN/PMP/XX/PUXX/FTXX/4EC	24 x 72 Nesting Training SnglCir TblBse PolyFelt ModPnl W/Casters	$635.00
DRANR3036T/PMN/NMP/XX/PUXX/4EC	30 x 36 Nesting Training SnglCir TblBse No ModPnl W/Casters	$505.00
DRANR3042T/PMN/NMP/XX/PUXX/4EC	30 x 42 Nesting Training SnglCir TblBse No ModPnl W/Casters	$510.00
DRANR3048T/PMN/NMP/XX/PUXX/4EC	30 x 48 Nesting Training SnglCir TblBse No ModPnl W/Casters	$530.00
DRANR3054T/PMN/NMP/XX/PUXX/4EC	30 x 54 Nesting Training SnglCir TblBse No ModPnl W/Casters	$535.00
DRANR3060T/PMN/NMP/XX/PUXX/4EC	30 x 60 Nesting Training SnglCir TblBse No ModPnl W/Casters	$540.00
DRANR3066T/PMN/NMP/XX/PUXX/4EC	30 x 66 Nesting Training SnglCir TblBse No ModPnl W/Casters	$550.00
DRANR3072T/PMN/NMP/XX/PUXX/4EC	30 x 72 Nesting Training SnglCir TblBse No ModPnl W/Casters	$560.00
DRANR3636T/PMN/NMP/XX/PUXX/4EC	36 x 36 Nesting Training SnglCir TblBse No ModPnl W/Casters	$515.00
DRANR3642T/PMN/NMP/XX/PUXX/4EC	36 x 42 Nesting Training SnglCir TblBse No ModPnl W/Casters	$520.00
DRANR3648T/PMN/NMP/XX/PUXX/4EC	36 x 48 Nesting Training SnglCir TblBse No ModPnl W/Casters	$540.00
DRANR3654T/PMN/NMP/XX/PUXX/4EC	36 x 54 Nesting Training SnglCir TblBse No ModPnl W/Casters	$545.00
DRANR3660T/PMN/NMP/XX/PUXX/4EC	36 x 60 Nesting Training SnglCir TblBse No ModPnl W/Casters	$550.00
DRANR3666T/PMN/NMP/XX/PUXX/4EC	36 x 66 Nesting Training SnglCir TblBse No ModPnl W/Casters	$560.00
DRANR3672T/PMN/NMP/XX/PUXX/4EC	36 x 72 Nesting Training SnglCir TblBse No ModPnl W/Casters	$570.00

NY DEVELOP-PIROUETTE "R" BASE MODEL PRICE LIST

Date: 8/29/2022

NESTING 29" HEIGHT SINGLE CIRCUIT MISCELLANEOUS STYLES

DRANS3072	***Fixed Height Single Circuit Scale Up***
PMN	***Active8 Power Up (no under-table Activ8)***
Power Options	***A8U(+$75),PGU(+$75),VGU(+$100),PMU(+$160),VUN(+$175),VUU(+$300),PMA1($200),PMB1(+$175)***
Power Options	***PMD1(+$300),PMO1(+$175),PS2GA1($175),PS2MB1GA1($350)***
NMP	***NMP=No Modesty Panel***
XX	***Leg Color***
PUXX	***Grommet or Module Color***
4EC, 4GB	***4 Casters / 4 Black Glides (change 4EC to 4GB)***
FAMILY NAME:	***DRANT***

Model Number	Description	Price
DRANS3072/PMN/NMP/XX/PUXX/4EC	30x72 Nesting 29" Hgt ScaleUp SnglCirc TblBse No ModPnl W/Cstrs	$520.00

NESTING SINGLE CIRCUIT CHEVRON STANDARD HEIGHT

DRANCV2460	***Nesting Single Circuit Chevron Standard Height***
PMN	***Active8 Power Up (no under-table Activ8)***
Power Options	***A8U(+$75),PGU(+$75),VGU(+$100),PMU(+$160),VUN(+$175),VUU(+$300),PMA1($200),PMB1(+$175)***
Power Options	***PMD1(+$300),PMO1(+$175),PS2GA1($175),PS2MB1GA1($350)***
NMP, FMP, PMP	***NMP=No Modesty Panel, FMP=Fabric Modestry Panel, PMP=Polyester Felt Modesty Panel***
XX	***Leg Color***
PUXX	***Grommet or Module Color***
FTXX	***Polyester Modesty Panel Color***
4EC, 4GB	***4 Casters / 4 Black Glides (change 4EC to 4GB)***
FAMILY NAME:	***DRANT***

Model Number	Description	Price
DRANCV2460/PMN/FMP/XX/PUXX/4EC	24x60 Nesting SnglCir Chevron 29"H TblBse Fabric ModPnl w/Cstrs	$658.00
DRANCV2460/PMN/NMP/XX/PUXX/4EC	24x60 Nesting SnglCir Chevron 29"H Tbl Base No ModPnl w/Cstrs	$535.00
DRANCV2460/PMN/PMP/XX/PUXX/FTXX/4EC	24x60 Nesting SnglCir Chevron 29"H TblBse PolyFlt ModPnl w/Cstrs	$615.00
DRANCV2472/PMN/FMP/XX/PUXX/4EC	24x72 Nesting SnglCir Chevron 29"H TblBse Fabric ModPnl w/Cstrs	$698.00
DRANCV2472/PMN/NMP/XX/PUXX/4EC	24x72 Nesting SnglCir Chevron 29"H Tbl Base No ModPnl w/Cstrs	$555.00
DRANCV2472/PMN/PMP/XX/PUXX/FTXX/4EC	24x72 Nesting SnglCir Chevron 29"H TblBase PolyFlt ModPnl /Cstrs	$635.00
DRANCV3060/PMN/NMP/XX/PUXX/4EC	30x60 Nesting SnglCir Chevron 29"H Tbl Base No ModPnl w/Cstrs	$545.00
DRANCV3072/PMN/NMP/XX/PUXX/4EC	30x72 Nesting SnglCir Chevron 29"H Tbl Base No ModPnl w/Cstrs	$565.00

NESTING TOP SINGLE CIRCUIT RECT COUNTER/CAFE HEIGHT

DRANR2436H36	***Nesting Single Circuit Rectangular Counter/Cafe Height***
PMN	***Active8 Power Up (no under-table Activ8)***
Power Options	***A8U(+$75),PGU(+$75),VGU(+$100),PMU(+$160),VUN(+$175),VUU(+$300),PMA1($200),PMB1(+$175)***
Power Options	***PMD1(+$300),PMO1(+$175),PS1GA($75),PS1MB1GA1($200),PS2GA1($175),PS2MB1GA1($350)***
NMP, PMP	***NMP=No Modesty Panel, PMP=Polyester Felt Modesty Panel***
XX	***Leg Color***
FTXX	***Polyester Modesty Panel Color***
PUXX	***Grommet or Module Color***
4EC, 4GB	***4 Casters / 4 Black Glides (change 4EC to 4GB)***
FAMILY NAME:	***DRAN3, DRAN4***

Model Number	Description	Price
DRANR2436H36/PMN/NMP/XX/PUXX/4EC	24x36 Nesting Rect SnglCir CntrHgt 36"H Tbl TBse NoMod w/Cstrs	$525.00
DRANR2436H36/PMN/PMP/FTXX/XX/PUXX/4EC	24x36 Nesting Rect SnglCir CntrHgt 36"H Tbl TBse PolyFelt w/Cstrs	$565.00
DRANR2436H42/PMN/NMP/XX/PUXX/4EC	24x36 Nesting Rect SnglCir CafeHgt 42"H Tbl TBse NoMod w/Cstrs	$535.00
DRANR2436H42/PMN/PMP/FTXX/XX/PUXX/4EC	24x36 Nesting Rect SnglCir CafeHgt 42"H Tbl TBse PolyFelt w/Cstrs	$575.00
DRANR2442H36/PMN/NMP/XX/PUXX/4EC	24x42 Nesting Rect SnglCir CntrHgt 36"H Tbl TBse NoMod w/Cstrs	$530.00
DRANR2442H36/PMN/PMP/FTXX/XX/PUXX/4EC	24x42 Nesting Rect SnglCir CntrHgt 36"H Tbl TBse PolyFelt w/Cstrs	$570.00
DRANR2442H42/PMN/NMP/XX/PUXX/4EC	24x42 Nesting Rect SnglCir CafeHgt 42"H Tbl TBse NoMod w/Cstrs	$540.00
DRANR2442H42/PMN/PMP/FTXX/XX/PUXX/4EC	24x42 Nesting Rect SnglCir CafeHgt 42"H Tbl TBse PolyFelt w/Cstrs	$580.00
DRANR2448H36/PMN/NMP/XX/PUXX/4EC	24x48 Nesting Rect SnglCir CntrHgt 36"H Tbl TBse NoMod w/Cstrs	$545.00
DRANR2448H36/PMN/PMP/FTXX/XX/PUXX/4EC	24x48 Nesting Rect SnglCir CntrHgt 36"H Tbl TBse PolyFelt w/Cstrs	$595.00

DRANR2448H42/PMN/NMP/XX/PUXX/4EC	24x48 Nesting Rect SnglCir CafeHgt 42"H Tbl TBse NoMod w/Cstrs	$555.00
DRANR2448H42/PMN/PMP/FTXX/XX/PUXX/4EC	24x48 Nesting Rect SnglCir CafeHgt 42"H Tbl TBse PolyFelt w/Cstrs	$605.00
DRANR2454H36/PMN/NMP/XX/PUXX/4EC	24x54 Nesting Rect SnglCir CntrHgt 36"H Tbl TBse NoMod w/Cstrs	$550.00
DRANR2454H36/PMN/PMP/FTXX/XX/PUXX/4EC	24x54 Nesting Rect SnglCir CntrHgt 36"H Tbl TBse PolyFelt w/Cstrs	$605.00
DRANR2454H42/PMN/NMP/XX/PUXX/4EC	24x54 Nesting Rect SnglCir CafeHgt 42"H Tbl TBse NoMod w/Cstrs	$560.00
DRANR2454H42/PMN/PMP/FTXX/XX/PUXX/4EC	24x54 Nesting Rect SnglCir CafeHgt 42"H Tbl TBse PolyFelt w/Cstrs	$615.00
DRANR2460H36/PMN/NMP/XX/PUXX/4EC	24x60 Nesting Rect SnglCir CntrHgt 36"H Tbl TBse NoMod w/Cstrs	$565.00
DRANR2460H36/PMN/PMP/FTXX/XX/PUXX/4EC	24x60 Nesting Rect SnglCir CntrHgt 36"H Tbl TBse PolyFelt w/Cstrs	$675.00
DRANR2460H42/PMN/NMP/XX/PUXX/4EC	24x60 Nesting Rect SnglCir CafeHgt 42"H Tbl TBse NoMod w/Cstrs	$575.00
DRANR2460H42/PMN/PMP/FTXX/XX/PUXX/4EC	24x60 Nesting Rect SnglCir CafeHgt 42"H Tbl TBse PolyFelt w/Cstrs	$685.00
DRANR2466H36/PMN/NMP/XX/PUXX/4EC	24x66 Nesting Rect SnglCir CntrHgt 36"H Tbl TBse NoMod w/Cstrs	$570.00
DRANR2466H36/PMN/PMP/FTXX/XX/PUXX/4EC	24x66 Nesting Rect SnglCir CntrHgt 36"H Tbl TBse PolyFelt w/Cstrs	$685.00
DRANR2466H42/PMN/NMP/XX/PUXX/4EC	24x66 Nesting Rect SnglCir CafeHgt 42"H Tbl TBse NoMod w/Cstrs	$580.00
DRANR2466H42/PMN/PMP/FTXX/XX/PUXX/4EC	24x66 Nesting Rect SnglCir CafeHgt 42"H Tbl TBse PolyFelt w/Cstrs	$695.00
DRANR2472H36/PMN/NMP/XX/PUXX/4EC	24x72 Nesting Rect SnglCir CntrHgt 36"H Tbl TBse NoMod w/Cstrs	$585.00
DRANR2472H36/PMN/PMP/FTXX/XX/PUXX/4EC	24x72 Nesting Rect SnglCir CntrHgt 36"H Tbl TBse PolyFelt w/Cstrs	$700.00
DRANR2472H42/PMN/NMP/XX/PUXX/4EC	24x72 Nesting Rect SnglCir CafeHgt 42"H Tbl TBse NoMod w/Cstrs	$595.00
DRANR2472H42/PMN/PMP/FTXX/XX/PUXX/4EC	24x72 Nesting Rect SnglCir CafeHgt 42"H Tbl TBse PolyFelt w/Cstrs	$710.00
DRANR3036H36/PMN/NMP/XX/PUXX/4EC	30x36 Nesting Rect SnglCir CntrHgt 36"H Tbl TBse NoMod w/Cstrs	$530.00
DRANR3036H42/PMN/NMP/XX/PUXX/4EC	30x36 Nesting Rect SnglCir CafeHgt 42"H Tbl TBse NoMod w/Cstrs	$540.00
DRANR3042H36/PMN/NMP/XX/PUXX/4EC	30x42 Nesting Rect SnglCir CntrHgt 36"H Tbl TBse NoMod w/Cstrs	$535.00
DRANR3042H42/PMN/NMP/XX/PUXX/4EC	30x42 Nesting Rect SnglCir CafeHgt 42"H Tbl TBse NoMod w/Cstrs	$545.00
DRANR3048H36/PMN/NMP/XX/PUXX/4EC	30x48 Nesting Rect SnglCir CntrHgt 36"H Tbl TBse NoMod w/Cstrs	$550.00
DRANR3048H42/PMN/NMP/XX/PUXX/4EC	30x48 Nesting Rect SnglCir CafeHgt 42"H Tbl TBse NoMod w/Cstrs	$560.00
DRANR3054H36/PMN/NMP/XX/PUXX/4EC	30x54 Nesting Rect SnglCir CntrHgt 36"H Tbl TBse NoMod w/Cstrs	$555.00
DRANR3054H42/PMN/NMP/XX/PUXX/4EC	30x54 Nesting Rect SnglCir CafeHgt 42"H Tbl TBse NoMod w/Cstrs	$565.00
DRANR3060H36/PMN/NMP/XX/PUXX/4EC	30x60 Nesting Rect SnglCir CntrHgt 36"H Tbl TBse NoMod w/Cstrs	$570.00
DRANR3060H42/PMN/NMP/XX/PUXX/4EC	30x60 Nesting Rect SnglCir CafeHgt 42"H Tbl TBse NoMod w/Cstrs	$580.00
DRANR3066H36/PMN/NMP/XX/PUXX/4EC	30x66 Nesting Rect SnglCir CntrHgt 36"H Tbl TBse NoMod w/Cstrs	$575.00
DRANR3066H42/PMN/NMP/XX/PUXX/4EC	30x66 Nesting Rect SnglCir CafeHgt 42"H Tbl TBse NoMod w/Cstrs	$585.00
DRANR3072H36/PMN/NMP/XX/PUXX/4EC	30x72 Nesting Rect SnglCir CntrHgt 36"H Tbl TBse NoMod w/Cstrs	$590.00
DRANR3072H42/PMN/NMP/XX/PUXX/4EC	30x72 Nesting Rect SnglCir CafeHgt 42"H Tbl TBse NoMod w/Cstrs	$595.00

NESTING TOP SINGLE CIRCUIT CHEVRON COUNTER HEIGHT

DRANCV2460H36	***Nesting Top Single Circuit Chevron Counter Height***
PMN	***Active8 Power Up (no under-table Activ8)***
Power Options	***A8U(+$75),PGU(+$75),VGU(+$100),PMU(+$160),VUN(+$175),VUU(+$300),PMA1($200),PMB1(+$175)***
Power Options	***PMD1(+$300),PMO1(+$175),PS2GA1($175),PS2MB1GA1($350)***
NMP, PMP	***NMP=No Modesty Panel, PMP=Polyester Felt Modesty Panel***
XX	***Leg Color***
PUXX	***Grommet or Module Color***
FTXX	***Polyester Modesty Panel Color***
4EC, 4GB	***4 Casters / 4 Black Glides (change 4EC to 4GB)***
FAMILY NAME:	***DRAN3***

Model Number	Description	Price
DRANCV2460H36/PMN/NMP/XX/PUXX/4EC	24 x 60 Nesting SnglCir ChevronTbl 36"CntrHgt TBs NoMod w/Cstrs	$565.00
DRANCV2460H36/PMN/PMP/FTXX/XX/PUXX/4E	24 x 60 Nesting SnglCir ChevronTbl 36"CntrHgt TBs PolyFlt w/Cstrs	$685.00
DRANCV2460H42/PMN/NMP/XX/PUXX/4EC	24 x 60 Nesting SnglCir ChevronTbl 42"CafeHgt TBs NoMod w/Cstrs	$570.00
DRANCV2460H42/PMN/PMP/FTXX/XX/PUXX/4E	24 x 60 Nesting SnglCir ChevronTbl 42"CafeHgt TBs PolyFlt w/Cstrs	$690.00
DRANCV2472H36/PMN/NMP/XX/PUXX/4EC	24 x 72 Nesting SnglCir ChevronTbl 36"CntrHgt TBs NoMod w/Cstrs	$585.00
DRANCV2472H36/PMN/PMP/FTXX/XX/PUXX/4E	24 x 72 Nesting SnglCir ChevronTbl 36"CntrHgt TBse PolyFlt w/Cstrs	$705.00
DRANCV2472H42/PMN/NMP/XX/PUXX/4EC	24 x 72 Nesting SnglCir ChevronTbl 42"CafeHgt TBs NoMod w/Cstrs	$590.00
DRANCV2472H42/PMN/PMP/FTXX/XX/PUXX/4E	24 x 72 Nesting SnglCir ChevronTbl 42"CafeHgt TBse PolyFlt w/Cstrs	$710.00
DRANCV3060H36/PMN/NMP/XX/PUXX/4EC	30 x 60 Nesting SnglCir ChevronTbl 36"CntrHgt TBse NoMod w/Cstrs	$570.00
DRANCV3060H42/PMN/NMP/XX/PUXX/4EC	30 x 60 Nesting SnglCir ChevronTbl 42"CafeHgt TBse NoMod w/Cstrs	$575.00
DRANCV3072H36/PMN/NMP/XX/PUXX/4EC	30 x 72 Nesting SnglCir ChevronTbl 36"CntrHgt TBse NoMod w/Cstrs	$590.00
DRANCV3072H42/PMN/NMP/XX/PUXX/4EC	30 x 72 Nesting SnglCir ChevronTbl 42"CafeHgt TBse NoMod w/Cstrs	$595.00

NEW YORK DEVELOP TABLE BASES MODEL PRICE LIST

Date: 8/29/2022

DEVELOP TABLE BASES

TABLE BASES - "E"

E	***Develop "E" Base***
F, B, T	***F=Folding, B=Fixed, T=Flip***
XX	***Finish***
FAMILY NAME:	***VEFO, VEFX, VEFL***

Model Number	Description	Price
E4222F/XX	22" x 42" Short Folding T Base	$246.09
E4222F/XX/C	22" x 42" Short Folding T Base W/Casters	$262.79
E4222F/XX/R	22" x 42" Short Folding T Base W/Rolling Base	$324.04
E4232F/XX	32" x 42" Short Folding TT Base	$426.48
E4232F/XX/C	32" x 42" Short Folding T Base W/Casters	$443.19
EB16B/XX	16" Fixed T Base	$130.28
EB16B/XX/C	16" Fixed T Base W/Casters	$146.99
EB16B/XX/R	16" Fixed T Base W/Rolling Base	$208.23
EB16F/XX	16" Folding T Base	$276.15
EB16F/XX/C	16" Folding T Base W/Casters	$292.86
EB16F/XX/R	16" Folding T Base W/Rolling Base	$354.11
EB22B/XX	22" Fixed T Base	$141.42
EB22B/XX/C	22" Fixed T Base W/Casters	$158.13
EB22B/XX/R	22" Fixed T Base W/Rolling Base	$219.36
EB22F/XX	22" Folding T Base	$281.72
EB22F/XX/C	22" Folding T Base W/Casters	$298.42
EB22F/XX/R	22" Folding T Base W/Rolling Base	$359.67
EB22T/XX	22" Flip Top T Base	$210.45
EB22T/XX/C	22" Flip Top T Base W/Casters	$227.16
EB22T/XX/R	22" Flip Top T Base W/Rolling Base	$288.41
EB32F/XX	32" Folding TT Base	$403.10
EB32F/XX/C	32" Folding TT Base W/Casters	$419.80
EB38F/XX	38" Folding TT Base	$415.34
EB38F/XX/C	38" Folding TT Base W/Casters	$432.05
ED32B/XX	32" Fixed TT Base	$183.73
ED32B/XX/C	32" Fixed TT Base W/Casters	$200.43
ED32B-3/XX	32" Fixed TT Base With 3 Legs	$279.50
ED32B-3/XX/C	32" Fixed TT Base With 3 Legs W/Casters	$296.20
ED38B/XX	38" Fixed TT Base	$187.07
ED38B/XX/C	38" Fixed TT Base With Casters	$203.78
ED38B-3/XX	38" Fixed TT Base With 3 Legs	$293.97
ED38B-3/XX/C	38" Fixed TT Base With 3 Legs W/Casters	$310.68
ED38B-4/XX	38" Fixed TT Base With 4 Legs	$375.26
ED38B-4/XX/C	38" Fixed TT Base With 4 Legs W/Casters	$391.96
EX26B/XX	26" Fixed X Base	$120.26
EX26B/XX/C	26" Fixed X Base W/Casters	$136.97
EX26T/XX	26" Flip Top X Base	$192.64
EX26T/XX/C	26" Flip Top X Base With Casters	$209.34
EX32B/XX	32" Fixed X Base	$121.37
EX32B/XX/C	32" Fixed X Base With Casters	$138.08
EX32T/XX	32" Flip Top X Base	$195.98
EX32T/XX/C	32" Flip Top X Base With Casters	$212.69
EX332B/XX	32" Fixed X Base With 3" Diameter Column	$149.22
EX332B/XX/C	32" Fixed X Base With 3" Diameter Column W/Casters	$165.91
EX332T/XX	32" Flip Top X Base With 3" Diameter Column	$222.71
EX332T/XX/C	32" Flip Top X Base With 3" Diameter Column W/Casters	$239.41

NEW YORK DEVELOP TABLE BASES MODEL PRICE LIST

Date: 8/29/2022

TABLE BASES - "P"

P	***Develop "P" Base***
B, F, T	***B=Fixed, F=Folding, T=Flip***
XX/PXX	***Base Finish / End Cap Color***
NOTE:	***For casters add $15 to the price of the base and add a "C" to the end of the model number***
FAMILY NAME:	***VPFO, VPFX, VPFL***

Model Number	Description	Price
P4222F/XX/PXX	22" x 42" Short Folding T Base	$194.87
P4232F/XX/PXX	32" x 42" Short Folding TT Base	$335.17
PB16B/XX/PXX	16" Fixed T Base	$93.54
PB16F/XX/PXX	16" Folding T Base	$207.12
PB22B/XX/PXX	22" Fixed T Base	$97.99
PB22F/XX/PXX	22" Folding T Base	$214.91
PB22T/XX/PXX	22" Flip Top T Base	$150.33
PB32F/XX/PXX	32" Folding TT Base	$318.47
PB38F/XX/PXX	38" Folding TT Base	$324.04
PD32B/XX/PXX	32" Fixed TT Base	$161.46
PD32B-3/XX/PXX	32" Fixed TT Base With 3 Legs	$221.59
PD38B/XX/PXX	38" Fixed TT Base	$167.03
PD38B-3/XX/PXX	38" Fixed TT Base With 3 Legs	$237.18
PD38B-4/XX/PXX	38" Fixed TT Base With 4 Legs	$298.42
PX26B/XX/PXX	26" Fixed X Base	$116.92
PX26T/XX/PXX	26" Flip Top LX Base	$144.76
PX32B/XX/PXX	32" Fixed X Base	$128.06
PX32T/XX/PXX	32" Flip Top LX Base	$150.33

TABLE BASES - "T" (NOVEL TABLE BASES)

VTX, VTT	***Develop "T" Base***
XX	***Finish***
4CB, 4GB	***4CB=4 Black Casters w/Black Hub Caps, 4GB=Black Glides***
4MB	***4MB=2 Black Casters w/Black Hub Caps & 2 Black Glides***
FAMILY NAME:	***VTFD, VTFX, VTFP***

Model Number	Description	Price
VTT16120FX/XX/4CW	T(for 18x96)-Fixed Table Base 4 leg w/ 4 Casters	$257.23
VTT16120FX/XX/4GB	T(for 18x96)-Fixed Table Base 4 leg w/ 4 Glides	$233.85
VTT16120FX/XX/4MW	T(for 18x96)-Fixed Table Base 4 leg w/ 2 Casters, 2 Glides	$240.52
VTT16FD/XX/4CB	T-16 Folding Table Base w/ 4 Casters	$288.41
VTT16FD/XX/4GB	T-16 Folding Table Base w/ 4 Glides	$279.50
VTT16FD/XX/4MB	T-16 Folding Table Base w/ 2 Casters, 2 Glides	$282.84
VTT16FX/XX/4CW	T-16 Fixed Table Base w/ 4 Casters	$216.03
VTT16FX/XX/4GB	T-16 Fixed Table Base w/ 4 Glides	$204.89
VTT16FX/XX/4MW	T-16 Fixed Table Base w/ 2 Casters, 2 Glides	$210.45
VTT2248RFP/XX/4CW	T-22 Flip Top Table Base w/4 Casters (use on 48" rectangles)	$303.99
VTT2248RFP/XX/4GB	T-22 Flip Top Table Base w/4 Glides (use on 48" rectangles)	$291.75
VTT2248RFP/XX/4MW	T-22 Flip Top Tbl Base w/2 Casters,2Glides(use w/48" rectangles)	$297.31
VTT2248TFP/XX/4CW	T-22 Flip Top Tbl Base w/4 Cstrs(use on 24x24x24x48 Trapezoids)	$303.99
VTT2248TFP/XX/4GB	T-22 Flip Top Tbl Base w/4 Glds(use on 24x24x24x48 Trapezoids)	$291.75
VTT2248TFP/XX/4MW	T-22 Flip Top Tbl Base w/2Cstrs,2Glds(on24x24x24x48 Trapezoids)	$297.31
VTT2260RFP/XX/4CW	T-22 Flip Top Table Base w/4 Casters (use on 60" rectangles)	$306.22
VTT2260RFP/XX/4GB	T-22 Flip Top Table Base w/4 Glides (use on 60" rectangles)	$293.97
VTT2260RFP/XX/4MW	T-22 Flip Top Tbl Base w/2 Casters,2Glides(use w/60" rectangles)	$299.54
VTT2260TFP/XX/4CW	T-22 Flip Top Tbl Base w/4 Cstrs(use on 30x30x30x60 Trapezoids)	$306.22
VTT2260TFP/XX/4GB	T-22 Flip Top Tbl Base w/4 Glds(use on 30x30x30x60 Trapezoids)	$293.97
VTT2260TFP/XX/4MW	T-22 Flip Top Tbl Base w/2Cstrs,2Glds(on30x30x30x60 Trapezoids)	$299.54
VTT2272RFP/XX/4CW	T-22 Flip Top Table Base w/4 Casters (use on 72" rectangles)	$308.44
VTT2272RFP/XX/4GB	T-22 Flip Top Table Base w/4 Glides (use on 72" rectangles)	$296.20

NEW YORK DEVELOP TABLE BASES MODEL PRICE LIST

Date: 8/29/2022

VTT2272RFP/XX/4MW	T-22 Flip Top Tbl Base w/2 Casters,2Glides(use w/72" rectangles)	$301.77
VTT2272TFP/XX/4CW	T-22 Flip Top Tbl Base w/4 Cstrs(use on 36x36x36x72 Trapezoids)	$308.44
VTT2272TFP/XX/4GB	T-22 Flip Top Tbl Base w/4 Glds(use on 36x36x36x72 Trapezoids)	$296.20
VTT2272TFP/XX/4MW	T-22 Flip Top Tbl Base w/2Cstrs,2Glds(on36x36x36x72 Trapezoids)	$301.77
VTT22FD/XX/4CW	T-22 Folding Table Base w/ 4 Casters	$310.68
VTT22FD/XX/4GB	T-22 Folding Table Base w/ 4 Glides	$298.42
VTT22FD/XX/4MW	T-22 Folding Table Base w/ 2 Casters, 2 Glides	$305.11
VTT22FX/XX/4CW	T-22 Fixed Table Base w/ 4 Casters	$228.27
VTT22FX/XX/4GB	T-22 Fixed Table Base w/ 4 Glides	$216.03
VTT22FX/XX/4MW	T-22 Fixed Table Base w/ 2 Casters, 2 Glides	$222.71
VTT22SF/XX/4CW	T-22 Folding Table Base short w/ 4 Casters	$467.68
VTT22SF/XX/4GB	T-22 Folding Table Base short w/ 4 Glides	$456.55
VTT22SF/XX/4MW	T-22 Folding Table Base short w/ 2 Casters, 2 Glides	$462.12
VTT32FD/XX/4CW	TT-32 Folding Table Base w/ 4 Casters	$445.41
VTT32FD/XX/4GB	TT-32 Folding Table Base w/ 4 Glides	$433.16
VTT32FD/XX/4MW	TT-32 Folding Table Base w/ 2 Casters, 2 Glides	$439.84
VTT32FX/XX/4CW	TT-32 Fixed Table Base w/ 4 Casters	$356.33
VTT32FX/XX/4GB	TT-32 Fixed Table Base w/ 4 GlidesY	$345.20
VTT32FX/XX/4MW	TT-32 Fixed Table Base w/ 2 Casters, 2 Glides	$350.76
VTT32FX3/XX/4CW	TT-32 Fixed Table Base 3 leg w/ 4 Casters	$537.84
VTT32FX3/XX/4GB	TT-32 Fixed Table Base 3 leg w/ 4 Glides	$526.69
VTT32FX3/XX/4MW	TT-32 Fixed Table Base 3 leg w/ 2 Casters, 2 Glides	$532.27
VTT32SF/XX/4CW	TT-32 Folding Table Base short w/ 4 Casters	$467.68
VTT32SF/XX/4GB	TT-32 Folding Table Base short w/ 4 Glides	$456.55
VTT32SF/XX/4MW	TT-32 Folding Table Base short w/ 2 Casters, 2 Glides	$462.12
VTT38FD/XX/4CW	TT-38 Folding Table Base w/ 4 Casters	$478.82
VTT38FD/XX/4GB	TT-38 Folding Table Base w/ 4 Glides	$467.68
VTT38FD/XX/4MW	TT-38 Folding Table Base w/ 2 Casters, 2 Glides	$473.25
VTT38FX/XX/4CW	TT-38 Fixed Table Base w/ 4 Casters	$356.33
VTT38FX/XX/4GB	TT-38 Fixed Table Base w/ 4 Glides	$345.20
VTT38FX/XX/4MW	TT-38 Fixed Table Base w/ 2 Casters, 2 Glides	$350.76
VTT38FX3/XX/4CW	TT-38 Fixed Table Base 3 leg w/ 4 Casters	$543.40
VTT38FX3/XX/4GB	TT-38 Fixed Table Base 3 leg w/ 4 Glides	$532.27
VTT38FX3/XX/4MW	TT-38 Fixed Table Base 3 leg w/ 2 Casters, 2 Glides	$537.84
VTT38FX4/XX/4CW	TT-38 Fixed Table Base 4 leg w/ 4 Casters	$707.09
VTT38FX4/XX/4GB	TT-38 Fixed Table Base 4 leg w/ 4 Glides	$695.95
VTT38FX4/XX/4MW	TT-38 Fixed Table Base 4 leg w/ 2 Casters, 2 Glides	$701.53
VTX26FP/XX/4CW	X-26 Flip Top Table Base w/ 4 Casters	$233.85
VTX26FP/XX/4GB	X-26 Flip Top Table Base w/ 4 Glides	$222.71
VTX26FP/XX/4MW	X-26 Flip Top Table Base w/ 2 Casters, 2 Glides	$228.27
VTX26FX/XX/4CW	X-26 Fixed Table Base w/ 4 Casters	$199.32
VTX26FX/XX/4GB	X-26 Fixed Table Base w/ 4 Glides	$187.07
VTX26FX/XX/4MW	X-26 Fixed Table Base w/ 2 Casters, 2 Glides	$192.64
VTX32FP/XX/4CW	X-32 Flip Top Table Base w/ 4 Casters	$239.41
VTX32FP/XX/4GB	X-32 Flip Top Table Base w/ 4 Glides	$228.27
VTX32FP/XX/4MW	X-32 Flip Top Table Base w/ 2 Casters, 2 Glides	$233.85
VTX32FX/XX/4CW	X-32 Fixed Table Base w/ 4 Casters	$210.45
VTX32FX/XX/4GB	X-32 Fixed Table Base w/ 4 Glides	$199.32
VTX32FX/XX/4MW	X-32 Fixed Table Base w/ 2 Casters, 2 Glides	$204.89

NEW YORK DEVELOP TABLE BASES MODEL PRICE LIST

Date: 8/29/2022

TABLE BASES - "A" (ATHENS TABLE BASES)

V3AH ***Develop "A" Base***
XX ***Base Paint Color***
CH ***Base - Chrome***

Model Number	Description	Price
V3AH2229C/CH	29" Base Height, 22" Base Diameter, 3" Column Diameter (Chrome)	$295.08
V3AH2229P/XX	29" Base Height, 22" Base Diameter, 3" Column Diameter (Painted)	$167.03
V3AH2242C/CH	42" Base Height, 22" Base Diameter, 3" Column Diameter (Chrome)	$321.81
V3AH2242P/XX	42" Base Height, 22" Base Diameter, 3" Column Diameter (Painted)	$197.09
V3AH23ADC/CH	Adjustable Base Hgt, 23" Base Diameter, 3" Column Dia (Chrome)	$664.77
V3AH23ADP/BL	Adjustable Base Hgt, 23" Base Diameter, 3" Column Dia (Black)	$612.44
V3AH2629C/CH	29" Base Height, 26" Base Diameter, 3" Column Diameter (Chrome)	$329.60
V3AH2629P/XX	29" Base Height, 26" Base Diameter, 3" Column Diameter (Painted)	$195.98
V4AH2029C/CH	29" Base Height, 20" Base Diameter, 4" Column Diameter (Chrome)	$342.97
V4AH2029P/XX	29" Base Height, 20" Base Diameter, 4" Column Diameter (Painted)	$232.72
V4AH2042C/CH	42" Base Height, 20" Base Diameter, 4" Column Diameter (Chrome)	$369.69
V4AH2042P/XX	42" Base Height, 20" Base Diameter, 4" Column Diameter (Painted)	$262.79
V4AH2429C/CH	29" Base Height, 24" Base Diameter, 4" Column Diameter (Chrome)	$368.58
V4AH2429P/XX	29" Base Height, 24" Base Diameter, 4" Column Diameter (Painted)	$251.66
V4AH2442C/CH	42" Base Height, 24" Base Diameter, 4" Column Diameter (Chrome)	$395.30
V4AH2442P/XX	42" Base Height, 24" Base Diameter, 4" Column Diameter (Painted)	$279.50
V4AH3229C/CH	29" Base Height, 32" Base Diameter, 4" Column Diameter (Chrome)	$428.70
V4AH3229P/XX	29" Base Height, 32" Base Diameter, 4" Column Diameter (Painted)	$303.99
V4AH3242C/CH	42" Base Height, 32" Base Diameter, 4" Column Diameter (Chrome)	$456.55
V4AH3242P/XX	42" Base Height, 32" Base Diameter, 4" Column Diameter (Painted)	$337.40
V5AH3229C/CH	29" Base Height, 32" Base Diameter, 5" Column Diameter (Chrome)	$443.19
V5AH3229P/XX	29" Base Height, 32" Base Diameter, 5" Column Diameter (Painted)	$324.04
V5AH3242C/CH	42" Base Height, 32" Base Diameter, 5" Column Diameter (Chrome)	$485.50
V5AH3242P/XX	42" Base Height, 32" Base Diameter, 5" Column Diameter (Painted)	$351.87
V6AH3229C/CH	29" Base Height, 32" Base Diameter, 6" Column Diameter (Chrome)	$744.95
V6AH3229P/XX	29" Base Height, 32" Base Diameter, 6" Column Diameter (Painted)	$583.49

TABLE BASES - "CAFÉ HEIGHT"

EB16CH ***Develop "Café Height" Base (family=CHTBK)***
XX ***Base Paint Color***
PXX ***Plastic Surface Finish***
C, G ***Casters, Glides***

Model Number	Description	Price
EB16CH/XX/C	16" Fixed T Café Height "E" Base w/Casters	$182.62
EB16CH/XX/G	16" Fixed T Café Height "E" Base w/Glides	$170.37
EB22CH/XX/C	22" Fixed T Café Height "E" Base w/Casters	$191.53
EB22CH/XX/G	22" Fixed T Café Height "E" Base w/Glides	$178.16
ED32CH/XX/C	32" Fixed TT Café Height "E" Base w/Casters	$278.39
ED32CH/XX/G	32" Fixed TT Café Height "E" Base w/Glides	$267.25
ED32CH3/XX/C	32" Fixed TT Café Height "E" Base w/Casters w/3 Legs	$422.03
ED32CH3/XX/G	32" Fixed TT Café Height "E" Base w/Glides w/3 Legs	$401.98
ED38CH/XX/C	38" Fixed TT Café Height "E" Base w/Casters	$285.06
ED38CH/XX/G	38" Fixed TT Café Height "E" Base w/Glides	$272.81
ED38CH3/XX/C	38" Fixed TT Café Height "E" Base w/Casters w/3 Legs	$444.30
ED38CH3/XX/G	38" Fixed TT Café Height "E" Base w/Glides w/3 Legs	$429.83
ED38CH4/XX/C	38" Fixed TT Café Height "E" Base w/Casters w/4 Legs	$600.19
ED38CH4/XX/G	38" Fixed TT Café Height "E" Base w/Glides w/4 Legs	$576.81
EX26CH/XX/C	26" Fixed X Café Height "E" Base w/Casters	$184.85
EX26CH/XX/G	26" Fixed X Café Height "E" Base w/Glides	$167.03
EX32CH/XX/C	32" Fixed X Café Height "E" Base w/Casters	$190.42
EX32CH/XX/G	32" Fixed X Café Height "E" Base w/Glides	$174.82
EX332CH/XX/C	32" Fixed X Café Height "E" Base w/Casters w/3" Dia. Column	$219.36
EX332CH/XX/G	32" Fixed X Café Height "E" Base w/Glides w/3" Dia. Column	$207.12
PB16CH/XX/PXX/C	16" Fixed T Café Height "P" Base w/Casters	$143.64
PB16CH/XX/PXX/G	16" Fixed T Café Height "P" Base w/Glides	$130.28
PB22CH/XX/PXX/C	22" Fixed T Café Height "P" Base w/Casters	$148.10
PB22CH/XX/PXX/G	22" Fixed T Café Height "P" Base w/Glides	$132.51
PD32CH/XX/PXX/C	32" Fixed TT Café Height "P" Base w/Casters	$238.30
PD32CH/XX/PXX/G	32" Fixed TT Café Height "P" Base w/Glides	$226.05
PD32CH3/XX/PXX/C	32" Fixed TT Café Height "P" Base w/Casters w/3 Legs	$366.35
PD32CH3/XX/PXX/G	32" Fixed TT Café Height "P" Base w/Glides w/3 Legs	$354.11
PD38CH/XX/PXX/C	38" Fixed TT Café Height "P" Base w/Casters	$249.43
PD38CH/XX/PXX/G	38" Fixed TT Café Height "P" Base w/Glides	$233.85
PD38CH3/XX/PXX/C	38" Fixed TT Café Height "P" Base w/Casters w/3 Legs	$379.71
PD38CH3/XX/PXX/G	38" Fixed TT Café Height "P" Base w/Glides w/3 Legs	$364.13
PD38CH4/XX/PXX/C	38" Fixed TT Café Height "P" Base w/Casters w/4 Legs	$532.27
PD38CH4/XX/PXX/G	38" Fixed TT Café Height "P" Base w/Glides w/4 Legs	$503.31
PX26CH/XX/PXX/C	26" Fixed X Café Height "P" Base w/Casters	$175.94
PX26CH/XX/PXX/G	26" Fixed X Café Height "P" Base w/Glides	$159.24
PX32CH/XX/PXX/C	32" Fixed X Café Height "P" Base w/Casters	$179.28
PX32CH/XX/PXX/G	32" Fixed X Café Height "P" Base w/Glides	$164.80

NEW YORK DEVELOP TABLE BASES MODEL PRICE LIST

Date: 8/29/2022

TABLE BASES - "W" (WORKUP TABLE BASES)

DW2436FX	***Develop "W" Base - Fixed Height***
DW2436CB	***Develop "W" Base - Counter Balance Adjustable Height***
DW2436CR	***Develop "W" Base - Crank Height***
DW2248HF	***Develop "W" Base - Electrically Adjustable***
G, R	***G=Glides on both legs, R=Rolling Base on 1 leg***
D, S	***D=Deluxe Switch, S=Standard Switch***
XX	***Finish***
IXX	***Inner Column Finish***
FAMILY NAME:	***DWFX, DWCB, DWCR, DWHF, DWCHF***

Model Number	Description	Price
DW2248HF/G/D/XX/IXX	22x48 Electric Adj "W" Base For RectangularTbl w/Glides DlxSwtch	$829.57
DW2248HF/G/S/XX/IXX	22x48 Electric Adj "W" Base For RectangularTbl w/Glides StdSwtch	$796.17
DW2248HF/R/D/XX/IXX	22x48 Electric Adj "W" Base For RectanglrTbl w/RlngBse DlxSwtch	$835.15
DW2248HF/R/S/XX/IXX	22x48 Electric Adj "W" Base For RectanglrTbl w/RlngBse StdSwtch	$801.74
DW2254HF/G/D/XX/IXX	22x54 Electric Adj "W" Base For RectangularTbl w/Glides DlxSwtch	$835.15
DW2254HF/G/S/XX/IXX	22x54 Electric Adj "W" Base For RectangularTbl w/Glides StdSwtch	$801.74
DW2254HF/R/D/XX/IXX	22x54 Electric Adj "W" Base For RectanglrTbl w/RlngBse DlxSwtch	$840.71
DW2254HF/R/S/XX/IXX	22x54 Electric Adj "W" Base For RectanglrTbl w/RlngBse StdSwtch	$807.30
DW2260HF/G/D/XX/IXX	22x60 Electric Adj "W" Base For RectangularTbl w/Glides DlxSwtch	$840.71
DW2260HF/G/S/XX/IXX	22x60 Electric Adj "W" Base For RectangularTbl w/Glides StdSwtch	$807.30
DW2260HF/R/D/XX/IXX	22x60 Electric Adj "W" Base For RectanglrTbl w/RlngBse DlxSwtch	$846.28
DW2260HF/R/S/XX/IXX	22x60 Electric Adj "W" Base For RectanglrTbl w/RlngBse StdSwtch	$812.88
DW2266HF/G/D/XX/IXX	22x66 Electric Adj "W" Base For RectangularTbl w/Glides DlxSwtch	$846.28
DW2266HF/G/S/XX/IXX	22x66 Electric Adj "W" Base For RectangularTbl w/Glides StdSwtch	$812.88
DW2266HF/R/D/XX/IXX	22x66 Electric Adj "W" Base For RectanglrTbl w/RlngBse DlxSwtch	$851.84
DW2266HF/R/S/XX/IXX	22x66 Electric Adj "W" Base For RectanglrTbl w/RlngBse StdSwtch	$818.44
DW2272HF/G/D/XX/IXX	22x72 Electric Adj "W" Base For RectangularTbl w/Glides DlxSwtch	$851.84
DW2272HF/G/S/XX/IXX	22x72 Electric Adj "W" Base For RectangularTbl w/Glides StdSwtch	$818.44
DW2272HF/R/D/XX/IXX	22x72 Electric Adj "W" Base For RectanglrTbl w/RlngBse DlxSwtch	$857.42
DW2272HF/R/S/XX/IXX	22x72 Electric Adj "W" Base For RectanglrTbl w/RlngBse StdSwtch	$824.01
DW2436FX/G/XX	24x36 Fixed Height "W" Base For Rectangular Table w/Glides	$175.94
DW2436FX/R/XX	24x36 Fixed Height "W" Base For Rectanglr Table w/Rolling Base	$185.96
DW2442FX/G/XX	24x42 Fixed Height "W" Base For Rectangular Table w/Glides	$175.94
DW2442FX/R/XX	24x42 Fixed Height "W" Base For Rectanglr Table w/Rolling Base	$185.96
DW2448CB/G/XX/IXX	24x48 CntrBalnc AdjHgt "W" Base Rectangular Table w/Glides	$781.70
DW2448CB/R/XX/IXX	24x48 CntrBalnc AdjHgt "W" Base Rectanglr Table w/Rolling Base	$790.61
DW2448CR/G/XX/IXX	24x48 Crank Height "W" Base For Rectangular Table w/Glides	$433.16
DW2448CR/R/XX/IXX	24x48 Crank Height "W" Base For Rectanglr Table w/Rolling Base	$443.19
DW2448FX/G/XX	24x48 Fixed Height "W" Base For Rectangular Table w/Glides	$175.94
DW2448FX/R/XX	24x48 Fixed Height "W" Base For Rectanglr Table w/Rolling Base	$185.96
DW2448HF/G/D/XX/IXX	24x48 Electric Adj "W" Base For RectangularTbl w/Glides DlxSwtch	$829.57
DW2448HF/G/S/XX/IXX	24x48 Electric Adj "W" Base For RectangularTbl w/Glides StdSwtch	$796.17
DW2448HF/R/D/XX/IXX	24x48 Electric Adj "W" Base For RectanglrTbl w/RlngBse DlxSwtch	$835.15
DW2448HF/R/S/XX/IXX	24x48 Electric Adj "W" Base For RectanglrTbl w/RlngBse StdSwtch	$801.74

NEW YORK DEVELOP TABLE BASES MODEL PRICE LIST

Date: 8/29/2022

DW2454CB/G/XX/IXX	24x54 CntrBalnc AdjHgt "W" Base Rectangular Table w/Glides	$781.70
DW2454CB/R/XX/IXX	24x54 CntrBalnc AdjHgt "W" Base Rectanglr Table w/Rolling Base	$790.61
DW2454CR/G/XX/IXX	24x54 Crank Height "W" Base For Rectangular Table w/Glides	$435.39
DW2454CR/R/XX/IXX	24x54 Crank Height "W" Base For Rectanglr Table w/Rolling Base	$444.30
DW2454FX/G/XX	24x54 Fixed Height "W" Base For Rectangular Table w/Glides	$175.94
DW2454FX/R/XX	24x54 Fixed Height "W" Base For Rectanglr Table w/Rolling Base	$185.96
DW2454HF/G/D/XX/IXX	24x54 Electric Adj "W" Base For RectangularTbl w/Glides DlxSwtch	$835.15
DW2454HF/G/S/XX/IXX	24x54 Electric Adj "W" Base For RectangularTbl w/Glides StdSwtch	$801.74
DW2454HF/R/D/XX/IXX	24x54 Electric Adj "W" Base For RectanglrTbl w/RlngBse DlxSwtch	$840.71
DW2454HF/R/S/XX/IXX	24x54 Electric Adj "W" Base For RectanglrTbl w/RlngBse StdSwtch	$807.30
DW2460CB/G/XX/IXX	24x60 CntrBalnc AdjHgt "W" Base Rectangular Table w/Glides	$787.26
DW2460CB/R/XX/IXX	24x60 CntrBalnc AdjHgt "W" Base Rectanglr Table w/Rolling Base	$795.06
DW2460CR/G/XX/IXX	24x60 Crank Height "W" Base For Rectangular Table w/Glides	$438.73
DW2460CR/R/XX/IXX	24x60 Crank Height "W" Base For Rectanglr Table w/Rolling Base	$446.52
DW2460FX/G/XX	24x60 Fixed Height "W" Base For Rectangular Table w/Glides	$175.94
DW2460FX/R/XX	24x60 Fixed Height "W" Base For Rectanglr Table w/Rolling Base	$185.96
DW2460HF/G/D/XX/IXX	24x60 Electric Adj "W" Base For RectangularTbl w/Glides DlxSwtch	$840.71
DW2460HF/G/S/XX/IXX	24x60 Electric Adj "W" Base For RectangularTbl w/Glides StdSwtch	$807.30
DW2460HF/R/D/XX/IXX	24x60 Electric Adj "W" Base For RectanglrTbl w/RlngBse DlxSwtch	$846.28
DW2460HF/R/S/XX/IXX	24x60 Electric Adj "W" Base For RectanglrTbl w/RlngBse StdSwtch	$812.88
DW2466CB/G/XX/IXX	24x66 CntrBalnc AdjHgt "W" Base Rectangular Table w/Glides	$791.72
DW2466CB/R/XX/IXX	24x66 CntrBalnc AdjHgt "W" Base Rectanglr Table w/Rolling Base	$800.63
DW2466CR/G/XX/IXX	24x66 Crank Height "W" Base For Rectangular Table w/Glides	$445.41
DW2466CR/R/XX/IXX	24x66 Crank Height "W" Base For Rectanglr Table w/Rolling Base	$455.43
DW2466FX/G/XX	24x66 Fixed Height "W" Base For Rectangular Table w/Glides	$175.94
DW2466FX/R/XX	24x66 Fixed Height "W" Base For Rectanglr Table w/Rolling Base	$185.96
DW2466HF/G/D/XX/IXX	24x66 Electric Adj "W" Base For RectangularTbl w/Glides DlxSwtch	$846.28
DW2466HF/G/S/XX/IXX	24x66 Electric Adj "W" Base For RectangularTbl w/Glides StdSwtch	$812.88
DW2466HF/R/D/XX/IXX	24x66 Electric Adj "W" Base For RectanglrTbl w/RlngBse DlxSwtch	$851.84
DW2466HF/R/S/XX/IXX	24x66 Electric Adj "W" Base For RectanglrTbl w/RlngBse StdSwtch	$818.44
DW2472CB/G/XX/IXX	24x72 CntrBalnc AdjHgt "W" Base Rectangular Table w/Glides	$796.17
DW2472CB/R/XX/IXX	24x72 CntrBalnc AdjHgt "W" Base Rectanglr Table w/Rolling Base	$805.08
DW2472CR/G/XX/IXX	24x72 Crank Height "W" Base For Rectangular Table w/Glides	$447.64
DW2472CR/R/XX/IXX	24x72 Crank Height "W" Base For Rectanglr Table w/Rolling Base	$457.66
DW2472FX/G/XX	24x72 Fixed Height "W" Base For Rectangular Table w/Glides	$175.94
DW2472FX/R/XX	24x72 Fixed Height "W" Base For Rectanglr Table w/Rolling Base	$185.96
DW2472HF/G/D/XX/IXX	24x72 Electric Adj "W" Base For RectangularTbl w/Glides DlxSwtch	$851.84
DW2472HF/G/S/XX/IXX	24x72 Electric Adj "W" Base For RectangularTbl w/Glides StdSwtch	$818.44
DW2472HF/R/D/XX/IXX	24x72 Electric Adj "W" Base For RectanglrTbl w/RlngBse DlxSwtch	$857.42
DW2472HF/R/S/XX/IXX	24x72 Electric Adj "W" Base For RectanglrTbl w/RlngBse StdSwtch	$824.01
DW3036FX/G/XX	30x36 Fixed Height "W" Base For Rectangular Table w/Glides	$178.16
DW3036FX/R/XX	30x36 Fixed Height "W" Base For Rectanglr Table w/Rolling Base	$188.18
DW3042FX/G/XX	30x42 Fixed Height "W" Base For Rectangular Table w/Glides	$178.16
DW3042FX/R/XX	30x42 Fixed Height "W" Base For Rectanglr Table w/Rolling Base	$188.18
DW3048CB/G/XX/IXX	30x48 CntrBalnc AdjHgt "W" Base Rectangular Table w/Glides	$783.92
DW3048CB/R/XX/IXX	30x48 CntrBalnc AdjHgt "W" Base Rectanglr Table w/Rolling Base	$792.83
DW3048CR/G/XX/IXX	30x48 Crank Height "W" Base For Rectangular Table w/Glides	$457.66
DW3048CR/R/XX/IXX	30x48 Crank Height "W" Base For Rectanglr Table w/Rolling Base	$468.79
DW3048FX/G/XX	30x48 Fixed Height "W" Base For Rectangular Table w/Glides	$178.16
DW3048FX/R/XX	30x48 Fixed Height "W" Base For Rectanglr Table w/Rolling Base	$188.18
DW3048HF/G/D/XX/IXX	30x48 Electric Adj "W" Base For RectangularTbl w/Glides DlxSwtch	$835.15
DW3048HF/G/S/XX/IXX	30x48 Electric Adj "W" Base For RectangularTbl w/Glides StdSwtch	$801.74
DW3048HF/R/D/XX/IXX	30x48 Electric Adj "W" Base For RectanglrTbl w/RlngBse DlxSwtch	$840.71
DW3048HF/R/S/XX/IXX	30x48 Electric Adj "W" Base For RectanglrTbl w/RlngBse StdSwtch	$807.30
DW3054CB/G/XX/IXX	30x54 CntrBalnc AdjHgt "W" Base Rectangular Table w/Glides	$783.92
DW3054CB/R/XX/IXX	30x54 CntrBalnc AdjHgt "W" Base Rectanglr Table w/Rolling Base	$792.83
DW3054CR/G/XX/IXX	30x54 Crank Height "W" Base For Rectangular Table w/Glides	$458.77
DW3054CR/R/XX/IXX	30x54 Crank Height "W" Base For Rectanglr Table w/Rolling Base	$469.91

NEW YORK DEVELOP TABLE BASES MODEL PRICE LIST

Date: 8/29/2022

DW3054FX/G/XX	30x54 Fixed Height "W" Base For Rectangular Table w/Glides	$178.16
DW3054FX/R/XX	30x54 Fixed Height "W" Base For Rectanglr Table w/Rolling Base	$188.18
DW3054HF/G/D/XX/IXX	30x54 Electric Adj "W" Base For RectangularTbl w/Glides DlxSwtch	$840.71
DW3054HF/G/S/XX/IXX	30x54 Electric Adj "W" Base For RectangularTbl w/Glides StdSwtch	$807.30
DW3054HF/R/D/XX/IXX	30x54 Electric Adj "W" Base For RectanglrTbl w/RlngBse DlxSwtch	$846.28
DW3054HF/R/S/XX/IXX	30x54 Electric Adj "W" Base For RectanglrTbl w/RlngBse StdSwtch	$812.88
DW3060CB/G/XX/IXX	30x60 CntrBalnc AdjHgt "W" Base Rectangular Table w/Glides	$789.49
DW3060CB/R/XX/IXX	30x60 CntrBalnc AdjHgt "W" Base Rectanglr Table w/Rolling Base	$798.39
DW3060CR/G/XX/IXX	30x60 Crank Height "W" Base For Rectangular Table w/Glides	$463.23
DW3060CR/R/XX/IXX	30x60 Crank Height "W" Base For Rectanglr Table w/Rolling Base	$474.37
DW3060FX/G/XX	30x60 Fixed Height "W" Base For Rectangular Table w/Glides	$178.16
DW3060FX/R/XX	30x60 Fixed Height "W" Base For Rectanglr Table w/Rolling Base	$188.18
DW3060HF/G/D/XX/IXX	30x60 Electric Adj "W" Base For RectangularTbl w/Glides DlxSwtch	$846.28
DW3060HF/G/S/XX/IXX	30x60 Electric Adj "W" Base For RectangularTbl w/Glides StdSwtch	$812.88
DW3060HF/R/D/XX/IXX	30x60 Electric Adj "W" Base For RectanglrTbl w/RlngBse DlxSwtch	$851.84
DW3060HF/R/S/XX/IXX	30x60 Electric Adj "W" Base For RectanglrTbl w/RlngBse StdSwtch	$818.44
DW3066CB/G/XX/IXX	30x66 CntrBalnc AdjHgt "W" Base Rectangular Table w/Glides	$795.06
DW3066CB/R/XX/IXX	30x66 CntrBalnc AdjHgt "W" Base Rectanglr Table w/Rolling Base	$803.97
DW3066CR/G/XX/IXX	30x66 Crank Height "W" Base For Rectangular Table w/Glides	$469.91
DW3066CR/R/XX/IXX	30x66 Crank Height "W" Base For Rectanglr Table w/Rolling Base	$479.93
DW3066FX/G/XX	30x66 Fixed Height "W" Base For Rectangular Table w/Glides	$178.16
DW3066FX/R/XX	30x66 Fixed Height "W" Base For Rectanglr Table w/Rolling Base	$188.18
DW3066HF/G/D/XX/IXX	30x66 Electric Adj "W" Base For RectangularTbl w/Glides DlxSwtch	$851.84
DW3066HF/G/S/XX/IXX	30x66 Electric Adj "W" Base For RectangularTbl w/Glides StdSwtch	$818.44
DW3066HF/R/D/XX/IXX	30x66 Electric Adj "W" Base For RectanglrTbl w/RlngBse DlxSwtch	$857.42
DW3066HF/R/S/XX/IXX	30x66 Electric Adj "W" Base For RectanglrTbl w/RlngBse StdSwtch	$824.01
DW3072CB/G/XX/IXX	30x72 CntrBalnc AdjHgt "W" Base Rectangular Table w/Glides	$799.52
DW3072CB/R/XX/IXX	30x72 CntrBalnc AdjHgt "W" Base Rectanglr Table w/Rolling Base	$808.42
DW3072CR/G/XX/IXX	30x72 Crank Height "W" Base For Rectangular Table w/Glides	$474.37
DW3072CR/R/XX/IXX	30x72 Crank Height "W" Base For Rectanglr Table w/Rolling Base	$484.39
DW3072FX/G/XX	30x72 Fixed Height "W" Base For Rectangular Table w/Glides	$178.16
DW3072FX/R/XX	30x72 Fixed Height "W" Base For Rectanglr Table w/Rolling Base	$188.18
DW3072HF/G/D/XX/IXX	30x72 Electric Adj "W" Base For RectangularTbl w/Glides DlxSwtch	$857.42
DW3072HF/G/S/XX/IXX	30x72 Electric Adj "W" Base For RectangularTbl w/Glides StdSwtch	$824.01
DW3072HF/R/D/XX/IXX	30x72 Electric Adj "W" Base For RectanglrTbl w/RlngBse DlxSwtch	$862.98
DW3072HF/R/S/XX/IXX	30x72 Electric Adj "W" Base For RectanglrTbl w/RlngBse StdSwtch	$829.57
DW3636FX/G/XX	36x36 Fixed Height "W" Base For Rectangular Table w/Glides	$178.16
DW3636FX/R/XX	36x36 Fixed Height "W" Base For Rectanglr Table w/Rolling Base	$188.18
DW3642FX/G/XX	36x42 Fixed Height "W" Base For Rectangular Table w/Glides	$178.16
DW3642FX/R/XX	36x42 Fixed Height "W" Base For Rectanglr Table w/Rolling Base	$188.18
DW3648CB/G/XX/IXX	36x48 CntrBalnc AdjHgt "W" Base Rectangular Table w/Glides	$783.92
DW3648CB/R/XX/IXX	36x48 CntrBalnc AdjHgt "W" Base Rectanglr Table w/Rolling Base	$792.83
DW3648CR/G/XX/IXX	36x48 Crank Height "W" Base For Rectangular Table w/Glides	$457.66
DW3648CR/R/XX/IXX	36x48 Crank Height "W" Base For Rectanglr Table w/Rolling Base	$468.79
DW3648FX/G/XX	36x48 Fixed Height "W" Base For Rectangular Table w/Glides	$178.16
DW3648FX/R/XX	36x48 Fixed Height "W" Base For Rectanglr Table w/Rolling Base	$188.18
DW3648HF/G/D/XX/IXX	36x48 Electric Adj "W" Base For RectangularTbl w/Glides DlxSwtch	$835.15
DW3648HF/G/S/XX/IXX	36x48 Electric Adj "W" Base For RectangularTbl w/Glides StdSwtch	$801.74
DW3648HF/R/D/XX/IXX	36x48 Electric Adj "W" Base For RectanglrTbl w/RlngBse DlxSwtch	$840.71
DW3648HF/R/S/XX/IXX	36x48 Electric Adj "W" Base For RectanglrTbl w/RlngBse StdSwtch	$807.30
DW3654CB/G/XX/IXX	36x54 CntrBalnc AdjHgt "W" Base Rectangular Table w/Glides	$783.92
DW3654CB/R/XX/IXX	36x54 CntrBalnc AdjHgt "W" Base Rectanglr Table w/Rolling Base	$792.83
DW3654CR/G/XX/IXX	36x54 Crank Height "W" Base For Rectangular Table w/Glides	$458.77
DW3654CR/R/XX/IXX	36x54 Crank Height "W" Base For Rectanglr Table w/Rolling Base	$469.91
DW3654FX/G/XX	36x54 Fixed Height "W" Base For Rectangular Table w/Glides	$178.16
DW3654FX/R/XX	36x54 Fixed Height "W" Base For Rectanglr Table w/Rolling Base	$188.18
DW3654HF/G/D/XX/IXX	36x54 Electric Adj "W" Base For RectangularTbl w/Glides DlxSwtch	$840.71
DW3654HF/G/S/XX/IXX	36x54 Electric Adj "W" Base For RectangularTbl w/Glides StdSwtch	$807.30

NEW YORK DEVELOP TABLE BASES MODEL PRICE LIST

Date: 8/29/2022

DW3654HF/R/D/XX/IXX	36x54 Electric Adj "W" Base For RectanglrTbl w/RlngBse DlxSwtch	$846.28
DW3654HF/R/S/XX/IXX	36x54 Electric Adj "W" Base For RectanglrTbl w/RlngBse StdSwtch	$812.88
DW3660CB/G/XX/IXX	36x60 CntrBalnc AdjHgt "W" Base Rectangular Table w/Glides	$789.49
DW3660CB/R/XX/IXX	36x60 CntrBalnc AdjHgt "W" Base Rectanglr Table w/Rolling Base	$798.39
DW3660CR/G/XX/IXX	36x60 Crank Height "W" Base For Rectangular Table w/Glides	$463.23
DW3660CR/R/XX/IXX	36x60 Crank Height "W" Base For Rectanglr Table w/Rolling Base	$474.37
DW3660FX/G/XX	36x60 Fixed Height "W" Base For Rectangular Table w/Glides	$178.16
DW3660FX/R/XX	36x60 Fixed Height "W" Base For Rectanglr Table w/Rolling Base	$188.18
DW3660HF/G/D/XX/IXX	36x60 Electric Adj "W" Base For RectangularTbl w/Glides DlxSwtch	$846.28
DW3660HF/G/S/XX/IXX	36x60 Electric Adj "W" Base For RectangularTbl w/Glides StdSwtch	$812.88
DW3660HF/R/D/XX/IXX	36x60 Electric Adj "W" Base For RectanglrTbl w/RlngBse DlxSwtch	$851.84
DW3660HF/R/S/XX/IXX	36x60 Electric Adj "W" Base For RectanglrTbl w/RlngBse StdSwtch	$818.44
DW3666CB/G/XX/IXX	36x66 CntrBalnc AdjHgt "W" Base Rectangular Table w/Glides	$795.06
DW3666CB/R/XX/IXX	36x66 CntrBalnc AdjHgt "W" Base Rectanglr Table w/Rolling Base	$803.97
DW3666CR/G/XX/IXX	36x66 Crank Height "W" Base For Rectangular Table w/Glides	$469.91
DW3666CR/R/XX/IXX	36x66 Crank Height "W" Base For Rectanglr Table w/Rolling Base	$479.93
DW3666FX/G/XX	36x66 Fixed Height "W" Base For Rectangular Table w/Glides	$178.16
DW3666FX/R/XX	36x66 Fixed Height "W" Base For Rectanglr Table w/Rolling Base	$188.18
DW3666HF/G/D/XX/IXX	36x66 Electric Adj "W" Base For RectangularTbl w/Glides DlxSwtch	$851.84
DW3666HF/G/S/XX/IXX	36x66 Electric Adj "W" Base For RectangularTbl w/Glides StdSwtch	$818.44
DW3666HF/R/D/XX/IXX	36x66 Electric Adj "W" Base For RectanglrTbl w/RlngBse DlxSwtch	$857.42
DW3666HF/R/S/XX/IXX	36x66 Electric Adj "W" Base For RectanglrTbl w/RlngBse StdSwtch	$824.01
DW3672CB/G/XX/IXX	36x72 CntrBalnc AdjHgt "W" Base Rectangular Table w/Glides	$799.52
DW3672CB/R/XX/IXX	36x72 CntrBalnc AdjHgt "W" Base Rectanglr Table w/Rolling Base	$808.42
DW3672CR/G/XX/IXX	36x72 Crank Height "W" Base For Rectangular Table w/Glides	$474.37
DW3672CR/R/XX/IXX	36x72 Crank Height "W" Base For Rectanglr Table w/Rolling Base	$484.39
DW3672FX/G/XX	36x72 Fixed Height "W" Base For Rectangular Table w/Glides	$178.16
DW3672FX/R/XX	36x72 Fixed Height "W" Base For Rectanglr Table w/Rolling Base	$188.18
DW3672HF/G/D/XX/IXX	36x72 Electric Adj "W" Base For RectangularTbl w/Glides DlxSwtch	$857.42
DW3672HF/G/S/XX/IXX	36x72 Electric Adj "W" Base For RectangularTbl w/Glides StdSwtch	$824.01
DW3672HF/R/D/XX/IXX	36x72 Electric Adj "W" Base For RectanglrTbl w/RlngBse DlxSwtch	$862.98
DW3672HF/R/S/XX/IXX	36x72 Electric Adj "W" Base For RectanglrTbl w/RlngBse StdSwtch	$829.57
DWC2436CB/G/XX/IXX	24x36 CntrBalnc AdjHgt "W" Base 120 Deg Crnr Table w/Glides	$781.70
DWC2436CB/R/XX/IXX	24x36 CntrBalnc AdjHgt "W" Base 120 Deg CrnrTbl w/Rolling Base	$790.61
DWC2436CR/G/XX/IXX	24x36 Crank Height "W" Base For 120 Deg Corner Table w/Glides	$439.84
DWC2436CR/R/XX/IXX	24x36 Crank Height "W" Base For 120 Deg CrnrTbl w/Rolling Base	$448.75
DWC2436FX/G/XX	24x36 Fixed Height "W" Base For 120 Deg Corner Table w/Glides	$181.51
DWC2436FX/R/XX	24x36 Fixed Height "W" Base For 120 Deg CrnrTbl w/Rolling Base	$190.42
DWC2436HF/G/D/XX/IXX	24x36 Electric Adj "W" Base For CornerTbl w/RlngBse StdSwtch	$829.57
DWC2436HF/G/S/XX/IXX	24x36 Electric Adj "W" Base For CornerTbl w/RlngBse StdSwtch	$796.17
DWC2436HF/R/D/XX/IXX	24x36 Electric Adj "W" Base For CornerTbl w/RlngBse StdSwtch	$835.15
DWC2436HF/R/S/XX/IXX	24x36 Electric Adj "W" Base For CornerTbl w/RlngBse StdSwtch	$801.74
DWC3048CB/G/XX/IXX	30x48 CntrBalnc AdjHgt "W" Base 120 Deg Crnr Table w/Glides	$789.49
DWC3048CB/R/XX/IXX	30x48 CntrBalnc AdjHgt "W" Base 120 Deg CrnrTbl w/Rolling Base	$798.39
DWC3048CR/G/XX/IXX	30x48 Crank Height "W" Base For 120 Deg Corner Table w/Glides	$463.23
DWC3048CR/R/XX/IXX	30x48 Crank Height "W" Base For 120 Deg CrnrTbl w/Rolling Base	$474.37
DWC3048FX/G/XX	30x48 Fixed Height "W" Base For 120 Deg Corner Table w/Glides	$187.07
DWC3048FX/R/XX	30x48 Fixed Height "W" Base For 120 Deg CrnrTbl w/Rolling Base	$195.98
DWC3048HF/G/D/XX/IXX	30x48 Electric Adj "W" Base For CornerTbl w/RlngBse StdSwtch	$840.71
DWC3048HF/G/S/XX/IXX	30x48 Electric Adj "W" Base For CornerTbl w/RlngBse StdSwtch	$807.30
DWC3048HF/R/D/XX/IXX	30x48 Electric Adj "W" Base For CornerTbl w/RlngBse StdSwtch	$846.28
DWC3048HF/R/S/XX/IXX	30x48 Electric Adj "W" Base For CornerTbl w/RlngBse StdSwtch	$812.88

NEW YORK DEVELOP TABLE BASES MODEL PRICE LIST

Date: 8/29/2022

TABLE BASES - "H" (HURRY UP)

DH2042	***Develop "H" Base / Size***
G or FMP	***G=Includes Ganging Mechanism, FMP=Includes Upholstered (Black Mesh) Modesty Panel***
CW(GB,MW,CB,MB)	***CW=4Cstr-2Lkng(GB=4Gld,MW=2Cstr,2Gld,CB=4BlkCstrw/BlkHubs,MB=2BlkCstrw/BlkHubs&2BlkGld)***
XX	***Paint Color***
GXX	***Grommet Option (Left & Right only)***
PwrUp modules(MXX/X/MXX)	***Module Location(see choices below) / Cord Length (9' or 15') / Module Color***
M1L,M1M,M1R	***PowerUp Modules-add to the end of model number string and ADD $80***
M2O,M2L,M2R	***PowerUp Modules-add to the end of model number string and ADD $110***
M3A	***PowerUp Modules-add to the end of model number string and ADD $140***
NOTE:	***If picking PwrUp, do not pick HO/WO/HW because PwrUp will include a wire trough & leg wire mgmt***
HO,WO,HW(add if allowed)	***HO(Under Table Wire Mgmt ADD $20), WO(Leg Wireways ADD $7), HW(Both HO & WO - ADD $27)***
NOTE:	***If using Activ8 Wire Trough(HUTRXX.FN), specify tbl w/grmts, basic model # for trough will include***
NOTE:	***Activ8 below wksf duplex receptacle(1 for 48" trough & 2 for 60-72" troughs) & 1 connecting jumper***
NOTE:	***Infeed & additional jumpers are to be specified separately.***
NOTE:	***If surface mounted receptacles are needed, specify Activ8 components separately***
FAMILY NAME:	***DHUN***

Model Number	Description	Price
DH2042/FMP/XX/4CW	20x42HurryUpTblBse NoGangMech w/ModPnl 4Cstrs(2lckng)Nogmt	$317.35
DH2042/FMP/XX/4CW/GXX	20x42HurryUpTblBse NoGangMech w/ModPnl 4Cstrs(2lckng)Grmt	$322.93
DH2042/G/FMP/XX/4CW	20x42HurryUpTblBse w/GangMech w/ModPnl 4Cstrs(2lckng)Nogmt	$322.93
DH2042/G/FMP/XX/4CW/GXX	20x42HurryUpTblBse w/GangMech w/ModPnl 4Cstrs(2lckng)Grmt	$328.49
DH2042/G/XX/4CW	20x42HurryUpTblBse w/GangMech NoModPnl 4Cstrs(2lckng)Nogmt	$233.85
DH2042/G/XX/4CW/GXX	20x42HurryUpTblBse w/GangMech NoModPnl 4Cstrs(2lckng)Grmt	$239.41
DH2042/XX/4CW	20x42HurryUpTblBse NoGangMech NoModPnl 4Cstrs(2lckng)Nogmt	$228.27
DH2042/XX/4CW/GXX	20x42HurryUpTblBse NoGangMech NoModPnl 4Cstrs(2lckng)Grmt	$233.85
DH2048/FMP/XX/4CW	20x48HurryUpTblBse NoGangMech w/ModPnl 4Cstrs(2lckng)Nogmt	$319.58
DH2048/FMP/XX/4CW/GXX	20x48HurryUpTblBse NoGangMech w/ModPnl 4Cstrs(2lckng)Grmt	$325.15
DH2048/G/FMP/XX/4CW	20x48HurryUpTblBse w/GangMech w/ModPnl 4Cstrs(2lckng)Nogmt	$325.15
DH2048/G/FMP/XX/4CW/GXX	20x48HurryUpTblBse w/GangMech w/ModPnl 4Cstrs(2lckng)Grmt	$330.71
DH2048/G/XX/4CW	20x48HurryUpTblBse w/GangMech NoModPnl 4Cstrs(2lckng)Nogmt	$236.07
DH2048/G/XX/4CW/GXX	20x48HurryUpTblBse w/GangMech NoModPnl 4Cstrs(2lckng)Grmt	$241.63
DH2048/XX/4CW	20x48HurryUpTblBse NoGangMech NoModPnl 4Cstrs(2lckng)Nogmt	$230.50
DH2048/XX/4CW/GXX	20x48HurryUpTblBse NoGangMech NoModPnl 4Cstrs(2lckng)Grmt	$236.07
DH2060/FMP/XX/4CW	20x60HurryUpTblBse NoGangMech w/ModPnl 4Cstrs(2lckng)Nogmt	$321.81
DH2060/FMP/XX/4CW/GXX	20x60HurryUpTblBse NoGangMech w/ModPnl 4Cstrs(2lckng)Grmt	$327.38
DH2060/G/FMP/XX/4CW	20x60HurryUpTblBse w/GangMech w/ModPnl 4Cstrs(2lckng)Nogmt	$327.38
DH2060/G/FMP/XX/4CW/GXX	20x60HurryUpTblBse w/GangMech w/ModPnl 4Cstrs(2lckng)Grmt	$332.95
DH2060/G/XX/4CW	20x60HurryUpTblBse w/GangMech NoModPnl 4Cstrs(2lckng)Nogmt	$238.30
DH2060/G/XX/4CW/GXX	20x60HurryUpTblBse w/GangMech NoModPnl 4Cstrs(2lckng)Grmt	$243.86
DH2060/XX/4CW	20x60HurryUpTblBse NoGangMech NoModPnl 4Cstrs(2lckng)Nogmt	$232.72
DH2060/XX/4CW/GXX	20x60HurryUpTblBse NoGangMech NoModPnl 4Cstrs(2lckng)Grmt	$238.30
DH2066/FMP/XX/4CW	20x66HurryUpTblBse NoGangMech w/ModPnl 4Cstrs(2lckng)Nogmt	$324.04
DH2066/FMP/XX/4CW/GXX	20x66HurryUpTblBse NoGangMech w/ModPnl 4Cstrs(2lckng)Grmt	$329.60
DH2066/G/FMP/XX/4CW	20x66HurryUpTblBse w/GangMech w/ModPnl 4Cstrs(2lckng)Nogmt	$329.60
DH2066/G/FMP/XX/4CW/GXX	20x66HurryUpTblBse w/GangMech w/ModPnl 4Cstrs(2lckng)Grmt	$335.17
DH2066/G/XX/4CW	20x66HurryUpTblBse w/GangMech NoModPnl 4Cstrs(2lckng)Nogmt	$240.52
DH2066/G/XX/4CW/GXX	20x66HurryUpTblBse w/GangMech NoModPnl 4Cstrs(2lckng)Grmt	$246.09
DH2066/XX/4CW	20x66HurryUpTblBse NoGangMech NoModPnl 4Cstrs(2lckng)Nogmt	$234.96
DH2066/XX/4CW/GXX	20x66HurryUpTblBse NoGangMech NoModPnl 4Cstrs(2lckng)Grmt	$240.52
DH2072/FMP/XX/4CW	20x72HurryUpTblBse NoGangMech w/ModPnl 4Cstrs(2lckng)Nogmt	$326.26
DH2072/FMP/XX/4CW/GXX	20x72HurryUpTblBse NoGangMech w/ModPnl 4Cstrs(2lckng)Grmt	$331.84
DH2072/G/FMP/XX/4CW	20x72HurryUpTblBse w/GangMech w/ModPnl 4Cstrs(2lckng)Nogmt	$331.84
DH2072/G/FMP/XX/4CW/GXX	20x72HurryUpTblBse w/GangMech w/ModPnl 4Cstrs(2lckng)Grmt	$337.40
DH2072/G/XX/4CW	20x72HurryUpTblBse w/GangMech NoModPnl 4Cstrs(2lckng)Nogmt	$242.75
DH2072/G/XX/4CW/GXX	20x72HurryUpTblBse w/GangMech NoModPnl 4Cstrs(2lckng)Grmt	$248.32
DH2072/XX/4CW	20x72HurryUpTblBse NoGangMech NoModPnl 4Cstrs(2lckng)Nogmt	$237.18

NEW YORK DEVELOP TABLE BASES MODEL PRICE LIST

Date: 8/29/2022

DH2072/XX/4CW/GXX	20x72HurryUpTblBse NoGangMech NoModPnl 4Cstrs(2lckng)Grmt	$242.75
DH2442/FMP/XX/4CW	24x42HurryUpTblBse NoGangMech w/ModPnl 4Cstrs(2lckng)Nogmt	$317.35
DH2442/FMP/XX/4CW/GXX	24x42HurryUpTblBse NoGangMech w/ModPnl 4Cstrs(2lckng)Grmt	$322.93
DH2442/G/FMP/XX/4CW	24x42HurryUpTblBse w/GangMech w/ModPnl 4Cstrs(2lckng)Nogmt	$322.93
DH2442/G/FMP/XX/4CW/GXX	24x42HurryUpTblBse w/GangMech w/ModPnl 4Cstrs(2lckng)Grmt	$328.49
DH2442/G/XX/4CW	24x42HurryUpTblBse w/GangMech NoModPnl 4Cstrs(2lckng)Nogmt	$233.85
DH2442/G/XX/4CW/GXX	24x42HurryUpTblBse w/GangMech NoModPnl 4Cstrs(2lckng)Grmt	$239.41
DH2442/XX/4CW	24x42HurryUpTblBse NoGangMech NoModPnl 4Cstrs(2lckng)Nogmt	$228.27
DH2442/XX/4CW/GXX	24x42HurryUpTblBse NoGangMech NoModPnl 4Cstrs(2lckng)Grmt	$233.85
DH2448/FMP/XX/4CW	24x48HurryUpTblBse NoGangMech w/ModPnl 4Cstrs(2lckng)Nogmt	$319.58
DH2448/FMP/XX/4CW/GXX	24x48HurryUpTblBse NoGangMech w/ModPnl 4Cstrs(2lckng)Grmt	$325.15
DH2448/G/FMP/XX/4CW	24x48HurryUpTblBse w/GangMech w/ModPnl 4Cstrs(2lckng)Nogmt	$325.15
DH2448/G/FMP/XX/4CW/GXX	24x48HurryUpTblBse w/GangMech w/ModPnl 4Cstrs(2lckng)Grmt	$330.71
DH2448/G/XX/4CW	24x48HurryUpTblBse w/GangMech NoModPnl 4Cstrs(2lckng)Nogmt	$236.07
DH2448/G/XX/4CW/GXX	24x48HurryUpTblBse w/GangMech NoModPnl 4Cstrs(2lckng)Grmt	$241.63
DH2448/XX/4CW	24x48HurryUpTblBse NoGangMech NoModPnl 4Cstrs(2lckng)Nogmt	$230.50
DH2448/XX/4CW/GXX	24x48HurryUpTblBse NoGangMech NoModPnl 4Cstrs(2lckng)Grmt	$236.07
DH2460/FMP/XX/4CW	24x60HurryUpTblBse NoGangMech w/ModPnl 4Cstrs(2lckng)Nogmt	$321.81
DH2460/FMP/XX/4CW/GXX	24x60HurryUpTblBse NoGangMech w/ModPnl 4Cstrs(2lckng)Grmt	$327.38
DH2460/G/FMP/XX/4CW	24x60HurryUpTblBse w/GangMech w/ModPnl 4Cstrs(2lckng)Nogmt	$327.38
DH2460/G/FMP/XX/4CW/GXX	24x60HurryUpTblBse w/GangMech w/ModPnl 4Cstrs(2lckng)Grmt	$332.95
DH2460/G/XX/4CW	24x60HurryUpTblBse w/GangMech NoModPnl 4Cstrs(2lckng)Nogmt	$238.30
DH2460/G/XX/4CW/GXX	24x60HurryUpTblBse w/GangMech NoModPnl 4Cstrs(2lckng)Grmt	$243.86
DH2460/XX/4CW	24x60HurryUpTblBse NoGangMech NoModPnl 4Cstrs(2lckng)Nogmt	$232.72
DH2460/XX/4CW/GXX	24x60HurryUpTblBse NoGangMech NoModPnl 4Cstrs(2lckng)Grmt	$238.30
DH2466/FMP/XX/4CW	24x66HurryUpTblBse NoGangMech w/ModPnl 4Cstrs(2lckng)Nogmt	$324.04
DH2466/FMP/XX/4CW/GXX	24x66HurryUpTblBse NoGangMech w/ModPnl 4Cstrs(2lckng)Grmt	$329.60
DH2466/G/FMP/XX/4CW	24x66HurryUpTblBse w/GangMech w/ModPnl 4Cstrs(2lckng)Nogmt	$329.60
DH2466/G/FMP/XX/4CW/GXX	24x66HurryUpTblBse w/GangMech w/ModPnl 4Cstrs(2lckng)Grmt	$335.17
DH2466/G/XX/4CW	24x66HurryUpTblBse w/GangMech NoModPnl 4Cstrs(2lckng)Nogmt	$240.52
DH2466/G/XX/4CW/GXX	24x66HurryUpTblBse w/GangMech NoModPnl 4Cstrs(2lckng)Grmt	$246.09
DH2466/XX/4CW	24x66HurryUpTblBse NoGangMech NoModPnl 4Cstrs(2lckng)Nogmt	$234.96
DH2466/XX/4CW/GXX	24x66HurryUpTblBse NoGangMech NoModPnl 4Cstrs(2lckng)Grmt	$240.52
DH2472/FMP/XX/4CW	24x72HurryUpTblBse NoGangMech w/ModPnl 4Cstrs(2lckng)Nogmt	$326.26
DH2472/FMP/XX/4CW/GXX	24x72HurryUpTblBse NoGangMech w/ModPnl 4Cstrs(2lckng)Grmt	$331.84
DH2472/G/FMP/XX/4CW	24x72HurryUpTblBse w/GangMech w/ModPnl 4Cstrs(2lckng)Nogmt	$331.84
DH2472/G/FMP/XX/4CW/GXX	24x72HurryUpTblBse w/GangMech w/ModPnl 4Cstrs(2lckng)Grmt	$337.40
DH2472/G/XX/4CW	24x72HurryUpTblBse w/GangMech NoModPnl 4Cstrs(2lckng)Nogmt	$242.75
DH2472/G/XX/4CW/GXX	24x72HurryUpTblBse w/GangMech NoModPnl 4Cstrs(2lckng)Grmt	$248.32
DH2472/XX/4CW	24x72HurryUpTblBse NoGangMech NoModPnl 4Cstrs(2lckng)Nogmt	$237.18
DH2472/XX/4CW/GXX	24x72HurryUpTblBse NoGangMech NoModPnl 4Cstrs(2lckng)Grmt	$242.75
DH3042/FMP/XX/4CW	30x42HurryUpTblBse NoGangMech w/ModPnl 4Cstrs(2lckng)Nogmt	$322.93
DH3042/FMP/XX/4CW/GXX	30x42HurryUpTblBse NoGangMech w/ModPnl 4Cstrs(2lckng)Grmt	$328.49
DH3042/G/FMP/XX/4CW	30x42HurryUpTblBse w/GangMech w/ModPnl 4Cstrs(2lckng)Nogmt	$328.49
DH3042/G/FMP/XX/4CW/GXX	30x42HurryUpTblBse w/GangMech w/ModPnl 4Cstrs(2lckng)Grmt	$334.06
DH3042/G/XX/4CW	30x42HurryUpTblBse w/GangMech NoModPnl 4Cstrs(2lckng)Nogmt	$239.41
DH3042/G/XX/4CW/GXX	30x42HurryUpTblBse w/GangMech NoModPnl 4Cstrs(2lckng)Grmt	$244.98
DH3042/XX/4CW	30x42HurryUpTblBse NoGangMech NoModPnl 4Cstrs(2lckng)Nogmt	$233.85
DH3042/XX/4CW/GXX	30x42HurryUpTblBse NoGangMech NoModPnl 4Cstrs(2lckng)Grmt	$239.41
DH3048/FMP/XX/4CW	30x48HurryUpTblBse NoGangMech w/ModPnl 4Cstrs(2lckng)Nogmt	$325.15
DH3048/FMP/XX/4CW/GXX	30x48HurryUpTblBse NoGangMech w/ModPnl 4Cstrs(2lckng)Grmt	$330.71
DH3048/G/FMP/XX/4CW	30x48HurryUpTblBse w/GangMech w/ModPnl 4Cstrs(2lckng)Nogmt	$330.71
DH3048/G/FMP/XX/4CW/GXX	30x48HurryUpTblBse w/GangMech w/ModPnl 4Cstrs(2lckng)Grmt	$336.29
DH3048/G/XX/4CW	30x48HurryUpTblBse w/GangMech NoModPnl 4Cstrs(2lckng)Nogmt	$241.63
DH3048/G/XX/4CW/GXX	30x48HurryUpTblBse w/GangMech NoModPnl 4Cstrs(2lckng)Grmt	$247.21
DH3048/XX/4CW	30x48HurryUpTblBse NoGangMech NoModPnl 4Cstrs(2lckng)Nogmt	$236.07
DH3048/XX/4CW/GXX	30x48HurryUpTblBse NoGangMech NoModPnl 4Cstrs(2lckng)Grmt	$241.63
DH3060/FMP/XX/4CW	30x60HurryUpTblBse NoGangMech w/ModPnl 4Cstrs(2lckng)Nogmt	$327.38
DH3060/FMP/XX/4CW/GXX	30x60HurryUpTblBse NoGangMech w/ModPnl 4Cstrs(2lckng)Grmt	$332.95
DH3060/G/FMP/XX/4CW	30x60HurryUpTblBse w/GangMech w/ModPnl 4Cstrs(2lckng)Nogmt	$332.95
DH3060/G/FMP/XX/4CW/GXX	30x60HurryUpTblBse w/GangMech w/ModPnl 4Cstrs(2lckng)Grmt	$338.51
DH3060/G/XX/4CW	30x60HurryUpTblBse w/GangMech NoModPnl 4Cstrs(2lckng)Nogmt	$243.86
DH3060/G/XX/4CW/GXX	30x60HurryUpTblBse w/GangMech NoModPnl 4Cstrs(2lckng)Grmt	$249.43
DH3060/XX/4CW	30x60HurryUpTblBse NoGangMech NoModPnl 4Cstrs(2lckng)Nogmt	$238.30
DH3060/XX/4CW/GXX	30x60HurryUpTblBse NoGangMech NoModPnl 4Cstrs(2lckng)Grmt	$243.86
DH3066/FMP/XX/4CW	30x66HurryUpTblBse NoGangMech w/ModPnl 4Cstrs(2lckng)Nogmt	$329.60
DH3066/FMP/XX/4CW/GXX	30x66HurryUpTblBse NoGangMech w/ModPnl 4Cstrs(2lckng)Grmt	$335.17
DH3066/G/FMP/XX/4CW	30x66HurryUpTblBse w/GangMech w/ModPnl 4Cstrs(2lckng)Nogmt	$335.17
DH3066/G/FMP/XX/4CW/GXX	30x66HurryUpTblBse w/GangMech w/ModPnl 4Cstrs(2lckng)Grmt	$340.74

DH3066/G/XX/4CW	30x66HurryUpTblBse w/GangMech NoModPnl 4Cstrs(2lckng)Nogmt	$246.09
DH3066/G/XX/4CW/GXX	30x66HurryUpTblBse w/GangMech NoModPnl 4Cstrs(2lckng)Grmt	$251.66
DH3066/XX/4CW	30x66HurryUpTblBse NoGangMech NoModPnl 4Cstrs(2lckng)Nogmt	$240.52
DH3066/XX/4CW/GXX	30x66HurryUpTblBse NoGangMech NoModPnl 4Cstrs(2lckng)Grmt	$246.09
DH3072/FMP/XX/4CW	30x72HurryUpTblBse NoGangMech w/ModPnl 4Cstrs(2lckng)Nogmt	$331.84
DH3072/FMP/XX/4CW/GXX	30x72HurryUpTblBse NoGangMech w/ModPnl 4Cstrs(2lckng)Grmt	$337.40
DH3072/G/FMP/XX/4CW	30x72HurryUpTblBse w/GangMech w/ModPnl 4Cstrs(2lckng)Nogmt	$337.40
DH3072/G/FMP/XX/4CW/GXX	30x72HurryUpTblBse w/GangMech w/ModPnl 4Cstrs(2lckng)Grmt	$342.97
DH3072/G/XX/4CW	30x72HurryUpTblBse w/GangMech NoModPnl 4Cstrs(2lckng)Nogmt	$248.32
DH3072/G/XX/4CW/GXX	30x72HurryUpTblBse w/GangMech NoModPnl 4Cstrs(2lckng)Grmt	$253.88
DH3072/XX/4CW	30x72HurryUpTblBse NoGangMech NoModPnl 4Cstrs(2lckng)Nogmt	$242.75
DH3072/XX/4CW/GXX	30x72HurryUpTblBse NoGangMech NoModPnl 4Cstrs(2lckng)Grmt	$248.32
DH3642/FMP/XX/4CW	36x42HurryUpTblBse NoGangMech w/ModPnl 4Cstrs(2lckng)Nogmt	$322.93
DH3642/FMP/XX/4CW/GXX	36x42HurryUpTblBse NoGangMech w/ModPnl 4Cstrs(2lckng)Grmt	$328.49
DH3642/G/FMP/XX/4CW	36x42HurryUpTblBse w/GangMech w/ModPnl 4Cstrs(2lckng)Nogmt	$328.49
DH3642/G/FMP/XX/4CW/GXX	36x42HurryUpTblBse w/GangMech w/ModPnl 4Cstrs(2lckng)Grmt	$334.06
DH3642/G/XX/4CW	36x42HurryUpTblBse w/GangMech NoModPnl 4Cstrs(2lckng)Nogmt	$239.41
DH3642/G/XX/4CW/GXX	36x42HurryUpTblBse w/GangMech NoModPnl 4Cstrs(2lckng)Grmt	$244.98
DH3642/XX/4CW	36x42HurryUpTblBse NoGangMech NoModPnl 4Cstrs(2lckng)Nogmt	$233.85
DH3642/XX/4CW/GXX	36x42HurryUpTblBse NoGangMech NoModPnl 4Cstrs(2lckng)Grmt	$239.41
DH3648/FMP/XX/4CW	36x48HurryUpTblBse NoGangMech w/ModPnl 4Cstrs(2lckng)Nogmt	$325.15
DH3648/FMP/XX/4CW/GXX	36x48HurryUpTblBse NoGangMech w/ModPnl 4Cstrs(2lckng)Grmt	$330.71
DH3648/G/FMP/XX/4CW	36x48HurryUpTblBse w/GangMech w/ModPnl 4Cstrs(2lckng)Nogmt	$330.71
DH3648/G/FMP/XX/4CW/GXX	36x48HurryUpTblBse w/GangMech w/ModPnl 4Cstrs(2lckng)Grmt	$336.29
DH3648/G/XX/4CW	36x48HurryUpTblBse w/GangMech NoModPnl 4Cstrs(2lckng)Nogmt	$241.63
DH3648/G/XX/4CW/GXX	36x48HurryUpTblBse w/GangMech NoModPnl 4Cstrs(2lckng)Grmt	$247.21
DH3648/XX/4CW	36x48HurryUpTblBse NoGangMech NoModPnl 4Cstrs(2lckng)Nogmt	$236.07
DH3648/XX/4CW/GXX	36x48HurryUpTblBse NoGangMech NoModPnl 4Cstrs(2lckng)Grmt	$241.63
DH3660/FMP/XX/4CW	36x60HurryUpTblBse NoGangMech w/ModPnl 4Cstrs(2lckng)Nogmt	$327.38
DH3660/FMP/XX/4CW/GXX	36x60HurryUpTblBse NoGangMech w/ModPnl 4Cstrs(2lckng)Grmt	$332.95
DH3660/G/FMP/XX/4CW	36x60HurryUpTblBse w/GangMech w/ModPnl 4Cstrs(2lckng)Nogmt	$332.95
DH3660/G/FMP/XX/4CW/GXX	36x60HurryUpTblBse w/GangMech w/ModPnl 4Cstrs(2lckng)Grmt	$338.51
DH3660/G/XX/4CW	36x60HurryUpTblBse w/GangMech NoModPnl 4Cstrs(2lckng)Nogmt	$243.86
DH3660/G/XX/4CW/GXX	36x60HurryUpTblBse w/GangMech NoModPnl 4Cstrs(2lckng)Grmt	$249.43
DH3660/XX/4CW	36x60HurryUpTblBse NoGangMech NoModPnl 4Cstrs(2lckng)Nogmt	$238.30
DH3660/XX/4CW/GXX	36x60HurryUpTblBse NoGangMech NoModPnl 4Cstrs(2lckng)Grmt	$243.86
DH3666/FMP/XX/4CW	36x66HurryUpTblBse NoGangMech w/ModPnl 4Cstrs(2lckng)Nogmt	$329.60
DH3666/FMP/XX/4CW/GXX	36x66HurryUpTblBse NoGangMech w/ModPnl 4Cstrs(2lckng)Grmt	$335.17
DH3666/G/FMP/XX/4CW	36x66HurryUpTblBse w/GangMech w/ModPnl 4Cstrs(2lckng)Nogmt	$335.17
DH3666/G/FMP/XX/4CW/GXX	36x66HurryUpTblBse w/GangMech w/ModPnl 4Cstrs(2lckng)Grmt	$340.74
DH3666/G/XX/4CW	36x66HurryUpTblBse w/GangMech NoModPnl 4Cstrs(2lckng)Nogmt	$246.09
DH3666/G/XX/4CW/GXX	36x66HurryUpTblBse w/GangMech NoModPnl 4Cstrs(2lckng)Grmt	$251.66
DH3666/XX/4CW	36x66HurryUpTblBse NoGangMech NoModPnl 4Cstrs(2lckng)Nogmt	$240.52
DH3666/XX/4CW/GXX	36x66HurryUpTblBse NoGangMech NoModPnl 4Cstrs(2lckng)Grmt	$246.09
DH3672/FMP/XX/4CW	36x72HurryUpTblBse NoGangMech w/ModPnl 4Cstrs(2lckng)Nogmt	$331.84
DH3672/FMP/XX/4CW/GXX	36x72HurryUpTblBse NoGangMech w/ModPnl 4Cstrs(2lckng)Grmt	$337.40
DH3672/G/FMP/XX/4CW	36x72HurryUpTblBse w/GangMech w/ModPnl 4Cstrs(2lckng)Nogmt	$337.40
DH3672/G/FMP/XX/4CW/GXX	36x72HurryUpTblBse w/GangMech w/ModPnl 4Cstrs(2lckng)Grmt	$342.97
DH3672/G/XX/4CW	36x72HurryUpTblBse w/GangMech NoModPnl 4Cstrs(2lckng)Nogmt	$248.32
DH3672/G/XX/4CW/GXX	36x72HurryUpTblBse w/GangMech NoModPnl 4Cstrs(2lckng)Grmt	$253.88
DH3672/XX/4CW	36x72HurryUpTblBse NoGangMech NoModPnl 4Cstrs(2lckng)Nogmt	$242.75
DH3672/XX/4CW/GXX	36x72HurryUpTblBse NoGangMech NoModPnl 4Cstrs(2lckng)Grmt	$248.32

TABLE BASES - "L" (TOGGLE)

TGBO	***L-Base Electric Base Only (2 Motor)***
EL24, EL30, FX24, FX30	***Electric Base/Size, Fixed Base/Size***
EC24, EC30	***C Leg/Size***
XX	***Base Finish Color Choices - Black(BL), Silver(SL) or White(WH)***

Model Number	Description	Price
TG.REMOTE.LCD.6	Remote Control With Presets	$38.98
TG.TROUGH.48.XX	48" Toggle Wire Trough (Black, White or Silver)	$36.74
TG.TROUGH.60.XX	60" Toggle Wire Trough (Black, White or Silver)	$44.54
TG.TROUGH.72.XX	72" Toggle Wire Trough (Black, White or Silver)	$55.68
TGBO.3EL24.XX	Toggle Electric Adjustable, 3-Leg C-Base Only, 24"	$947.61
TGBO.3EL30.XX	Toggle Electric Adjustable, 3-Leg C-Base Only, 30"	$953.18
TGBO.EC24.XX	Toggle Electric Base Only C Leg 24" Foot	$528.93
TGBO.EC30.XX	Toggle Electric Base Only C Leg 30" Foot	$534.49
TGBO.EL24.XX	Toggle Electric Base Only (2 Motor) for Rect Table - 24" Depth	$540.06
TGBO.EL30.XX	Toggle Electric Base Only (2 Motor) for Rect Table - 30" & 36" Depth	$545.63
TGBO.FX24.XX	Toggle Fixed Base Only 24" Depth	$169.26
TGBO.FX30.XX	Toggle Fixed Base Only 30" & 36" Depth	$174.82
TGCA	Toggle Caster Kit Black	$25.61
TGCA.3LEG	Toggle Caster Kit - 3 Leg Table Base	$25.61

NEW YORK DEVELOP TABLE BASES MODEL PRICE LIST

Date: 8/29/2022

Worksurface/Table HPL Laminate Sheeting

Sheet size determines square footage - only ordered as full sheets.

Part	Description	Price Per Sq Ft.
3.3082346size	BELAIR - LBQ	$1.10
3.30792438size	BILTMORE CHERRY - LBT	$1.10
3.30792238size	BRIGHTON WALNUT - LBW	$1.10
3.30484260size	CANYON ZEPHYR - LCA	$1.10
3.30792838size	CASTLE OAK - LCO	$1.10
3.30494438size	CASUAL LINEN - LCU	$1.10
3.30705460size	CHERRY STORM - LCX	$1.10
3.30494338size	CLASSIC LINEN - LCI	$1.10
3.30485660size	CLOUD ZEPHYR - LCL	$1.10
3.30794238size	COCOBALA - LCA	$1.10
3.30494238size	CRISP LINEN - LRI	$1.10
3.30484160size	DESERT ZEPHYR - LDZ	$1.10
3.30D9260size	DOVE GREY - LDG	$1.10
3.30499460size	FIRED STEEL - LIL	$1.10
3.30499038size	FLAX LINEN - LXF	$1.10
3.30799338size	FLORENCE WALNUT - LFC	$1.10
3.30499560size	FORGED STEEL - LOL	$1.10
3.30822960size	FRISTON ASH - LFH	$1.10
3.30157360size	FROSTY WHITE - LFW	$1.10
3.30462360size	GRAPHITE NEBULA - LGN	$1.10
3.30150060size	GREY - LGE	$1.10
3.30499638size	HIGH RISE - LHE	$1.10
3.30D30760size	HOLLYBERRY - LHY	$1.10
3.30499338size	IRISH LINEN - LIH	$1.10
3.30D49860size	ISLAND - LID	$1.10
3.30821738size	ITALIAN SILVER ASH - LIT	$1.10
3.301077660size	KENSINGTON MAPLE - LKM	$1.10
3.30D41760size	LAPIS BLUE - LLB	$1.10
3.3045990size	MARKERBOARD WHITE - LKM *Peel-coat protective finish*	$2.40
3.30484360size	MISTED ZEPHYR - LMR	$1.10
3.30792538size	MONTICELLO MAPLE - LMT	$1.10
3.30481360size	NICKEL EVOLV - LNV	$1.10
3.30D9060size	NORTH SEA - LNA	$1.10
3.30D50260size	OCEAN - LON	$1.10
3.42D4857size	PEARL BISQUE - LPB	$1.75
3.42D4877size	PEARL SILVER - LPS	$1.75
3.30499138size	PRESSED LINEN - LPR	$1.10
3.30793738size	RIVER CHERRY - LRY	$1.10
3.30498938size	RUGGED LINEN - LRG	$1.10
3.4248307size	SATIN STAINLESS - LSS	$1.35
3.30485760size	SHADOW ZEPHYR - LSR	$1.10
3.30481160size	SILICON EVOLV - LSV	$1.10
3.30159560size	STANDARD BLACK - LBK	$1.10
3.30799538size	STERLING ASH - LAZ	$1.10
3.30499238size	TAILORED LINEN - LTL	$1.10
3.30481060size	TITANIUM EVOLV - LTV	$1.10
3.30462160size	WHITE NEBULA - LWL	$1.10
3.30D40360size	WHITE SAND - LWN	$1.10
3.30703938size	WINDSOR MAHOGANY - LWY	$1.10

NEW YORK DEVELOP TABLE BASES MODEL PRICE LIST

Date: 8/29/2022

2mm Polypropylene Edge Banding

Part #	Description	Price Per Roll
07.2117.AZ	PP 1-3/8 X 2mm Sterling Ash	$195.00
07.2117.BL	PP 1-3/8 X 2mm Black	$165.00
07.2117.BQ	PP 1-3/8 X 2mm Belair	$160.00
07.2117.BT	PP 1-3/8 X 2mm Biltmore Cherry	$160.00
07.2117.BW	PP 1-3/8 X 2mm Brighton Walnut	$160.00
07.2117.CC	PP 1-3/8 X 2mm Cocobala	$160.00
07.2117.CG	PP 1-3/8 X 2mm Cool Grey	$165.00
07.2117.CX	PP 1-3/8 X 2mm Cherry Storm	$140.00
07.2118.CY	PP 1-3/8 X 2mm Cayenne	$185.00
07.2117.ECO	PP 1-3/8 X 2mm Castle Oak	$160.00
07.2117.EY	PP 1-3/8 X 2mm Earthen Clay	$185.00
07.2117.EV	PP 1-3/8 X 2mm Everglade Shade	$185.00
07.2117.FC	PP 1-3/8 X 2mm Florence Walnut	$195.00
07.2117.FH	PP 1-3/8 X 2mm Friston Ash	$145.00
07.2117.FN	PP 1-3/8 X 2mm Flannel	$165.00
07.2117.FW	PP 1-3/8 X 2mm Frosty White	$190.00
07.2117.HJ	PP 1-3/8 X 2mm Hazy Jade	$185.00
07.2117.GR	PP 1-3/8 X 2mm Blue Grey	$135.00
07.2117.HY	PP 1-3/8 X 2mm Honey Bee	$185.00
07.2117.IT	PP 1-3/8 X 2mm Italian Ash Silver	$165.00
07.2117.KM	PP 1-3/8 X 2mm Kensington Maple	$175.00
07.2117.LG	PP 1-3/8 X 2mm Light Tone	$165.00
07.2117.MG	PP 1-3/8 X 2mm Mardi Gras	$185.00
07.2117.MM	PP 1-3/8 X 2mm Monticello Maple	$175.00
07.2117.MY	PP 1-3/8 X 2mm Misty Brown	$190.00
07.2117.NE	PP 1-3/8 X 2mm Nemo	$185.00
07.2117.ND	PP 1-3/8 X 2mm Nordic	$120.00
07.2117.PH	PP 1-3/8 X 2mm Purple Haze	$185.00
07.2117.PR	PP 1-3/8 X 2mm Poppy Red	$185.00
07.2117.RK	PP 1-3/8 X 2mm Rubber Ducky	$185.00
07.2117.RY	PP 1-3/8 X 2mm River Cherry	$195.00
07.2117.SA	PP 1-3/8 X 2mm Sand	$165.00
07.2117.SK	PP 1-3/8 X 2mm Sky Blue	$185.00
07.2117.SP	PP 1-3/8 X 2mm Surf's Up	$185.00
07.2117.TI	PP 1-3/8 X 2mm Twilight Shadow	$185.00
07.2117.UB	PP 1-3/8 X 2mm Ultra Blue	$185.00
07.2117.WG	PP 1-3/8 X 2mm Warm Grey	$165.00
07.2117.WY	PP 1-3/8 X 2mm Windsor Mahogany	$160.00
07.2117.ZL	PP 1-3/8 X 2mm Zesty Lime	$185.00

NEW YORK FACETIME WAVE MODEL PRICE LIST

Date: 8/1/2022

FACETIME WAVE

CHAIRS - CANTILEVER LEG - WAVE

CI-IWC18	***Facetime Wave Cantilevered Chairs***
B, S	***B=Upholsterable Seat & Back, S=Upholsterable Seat & Poly Back***
XX	***Frame Color***
PXX	***Shell Color***
NG, SF, SG	***Nylon Glides, Felt Solo Glides, Steel Glides***
FAMILY NAME:	***IWCKD***

Model Number	Description	Price
CI-IWC13/XX/PXX/NG	Wave Cantilevered Chair Small Poly Seat & Back Nylon Glides	$56.01
CI-IWC13/XX/PXX/SF	Wave Cantilevered Chair Small Poly Seat & Back Felt Solo Glides	$58.53
CI-IWC13/XX/PXX/SG	Wave Cantilevered Chair Small Poly Seat & Back Steel Glides	$56.01
CI-IWC15/XX/PXX/NG	Wave Cantilevered Chair Medium Poly Seat & Back Nylon Glides	$59.19
CI-IWC15/XX/PXX/SF	Wave Cantilevered Chair Medium Poly Seat & Back Felt Solo Glides	$61.71
CI-IWC15/XX/PXX/SG	Wave Cantilevered Chair Medium Poly Seat & Back Steel Glides	$59.19
CI-IWC18/XX/PXX/NG	Wave Cantilevered Chair Large Poly Seat & Back Nylon Glides	$66.86
CI-IWC18/XX/PXX/SF	Wave Cantilevered Chair Large Poly Seat & Back Felt Solo Glides	$69.38
CI-IWC18/XX/PXX/SG	Wave Cantilevered Chair Large Poly Seat & Back Steel Glides	$66.86
CI-IWC18BR/XX/PXX/NG	Wave Cantilevered Chr w/Bkrack Large Poly Seat&Back Nylon Glds	$89.41
CI-IWC18BR/XX/PXX/SF	Wave Cantilevered Chrw/Bkrack Large Poly Seat&Back FeltSoloGlds	$91.93
CI-IWC18BR/XX/PXX/SG	Wave Cantilevered Chr w/Bkrack Large Poly Seat & Back Steel Glds	$89.41
CI-IWC18BRU/B/XX/PXX/NG	Wave Cantilvrd Chr w/Bookrack Large Uph Seat & Back Nylon Glds	$111.33
CI-IWC18BRU/B/XX/PXX/SF	Wave Cantilvrd Chr w/Bookrack Large Uph Seat&Back FeltSoloGlds	$113.85
CI-IWC18BRU/B/XX/PXX/SG	Wave Cantilvrd Chr w/Bookrack Large Uph Seat & Back Steel Glds	$111.33
CI-IWC18BRU/S/XX/PXX/NG	Wave Cantilvrd Chr w/Bkrack Large UphSeat&Poly Back Nylon Glds	$105.15
CI-IWC18BRU/S/XX/PXX/SF	Wave Cantilvrd Chrw/Bkrack Large UphSeat&PolyBackFeltSoloGlds	$107.67
CI-IWC18BRU/S/XX/PXX/SG	Wave Cantilvrd Chr w/Bkrack Large UphSeat&Poly Back Steel Glds	$105.15
CI-IWC18U/B/XX/PXX/NG	Wave Cantilevered Chair Large Uph Seat & Back Nylon Glides	$85.30
CI-IWC18U/B/XX/PXX/SF	Wave Cantilevered Chair Large Uph Seat & Back Felt Solo Glides	$87.82
CI-IWC18U/B/XX/PXX/SG	Wave Cantilevered Chair Large Uph Seat & Back Steel Glides	$85.30
CI-IWC18U/S/XX/PXX/NG	Wave Cantilevered Chair Large Uph Seat & Poly Back Nylon Glds	$79.12
CI-IWC18U/S/XX/PXX/SF	Wave Cantilevered Chair Large Uph Seat & Poly Back Felt SoloGlds	$81.64
CI-IWC18U/S/XX/PXX/SG	Wave Cantilevered Chair Large Uph Seat & Poly Back Steel Glds	$79.12

XL DOUBLE ENTRY DESKS WITH TOP

CI-IWXDH	***Facetime Wave XL Double Entry Desk With Top***
XX	***Paint Color***
PXX	***Plastic Color***
LXX	***Laminate Top Color***
EXX	***Top Edge Color***
NG, SF, SG	***Nylon Glides, Felt Solo Glides, Steel Glides***
Book Bag Hook	***Add "BH" to the end of the model number and add $4 to the price***
FAMILY NAME:	***IWXKD***

Model Number	Description	Price
CI-IWXDH/XX/PXX/LXX/NG	Wave XL Double Entry Desk Poly Seat & Back Nylon Glides Plastic	$173.07
CI-IWXDH/XX/PXX/LXX/SF	Wave XL Double Entry Desk Poly Seat & Back Felt Solo Glds Plastic	$175.67
CI-IWXDH/XX/PXX/LXX/SG	Wave XL Double Entry Desk Poly Seat & Back Steel Glides Plastic	$173.07
CI-IWXDHBR/XX/PXX/LXX/NG	Wave XL Double Entry w/Bookrack Poly Seat&Back NylonGldsPlstc	$179.18
CI-IWXDHBR/XX/PXX/LXX/SF	Wave XL Double Entry w/Bkrack PolySeat&Back FeltSoloGldsPlstc	$181.78
CI-IWXDHBR/XX/PXX/LXX/SG	Wave XL Double Entry w/Bookrack Poly Seat&Back Steel GldsPlstc	$179.18
CI-IWXDHBRU/B/XX/PXX/LXX/NG	Wave XL Double Entry w/Bookrack Uph Seat&Back Nylon GldsPlstc	$201.10
CI-IWXDHBRU/B/XX/PXX/LXX/SF	Wave XL Double Entry w/Bkrack UphSeat&Back FeltSoloGldsPlstc	$203.70
CI-IWXDHBRU/B/XX/PXX/LXX/SG	Wave XL Double Entry w/Bookrack Uph Seat&Back SteelGldsPlstc	$201.10
CI-IWXDHBRU/S/XX/PXX/LXX/NG	Wave XL Double Entry w/Bkrck UphSeat&Poly Back NylonGldsPlstc	$194.92
CI-IWXDHBRU/S/XX/PXX/LXX/SF	Wave XL DoubleEntry w/BkrckUphSeat&PolyBack FeltSoloGldsPlstc	$197.52

CI-IWXDHBRU/S/XX/PXX/LXX/SG	Wave XL Double Entry w/Bkrck UphSeat&Poly Back Steel GldsPlstc	$194.92
CI-IWXDHU/B/XX/PXX/LXX/NG	Wave XL Double Entry Desk Uph Seat & Back Nylon Glides Plastic	$194.99
CI-IWXDHU/B/XX/PXX/LXX/SF	Wave XL Double Entry Desk Uph Seat & Back Felt Solo GlidesPlastic	$197.59
CI-IWXDHU/B/XX/PXX/LXX/SG	Wave XL Double Entry Desk Uph Seat & Back Steel Glides Plastic	$194.99
CI-IWXDHU/S/XX/PXX/LXX/NG	Wave XL Double Entry Desk Uph Seat & Poly Back NylonGldsPlastic	$188.81
CI-IWXDHU/S/XX/PXX/LXX/SF	Wave XL Double Entry Desk Uph Seat & Poly BackFeltSoloGldsPlstc	$191.41
CI-IWXDHU/S/XX/PXX/LXX/SG	Wave XL Double Entry Desk Uph Seat & Poly Back Steel Glds Plastic	$188.81
CI-IWXDL/XX/PXX/LXX/EXX/NG	Wave XL Double Entry Desk Poly Seat & Back Nylon Glides Lam	$173.05
CI-IWXDL/XX/PXX/LXX/EXX/SF	Wave XL Double Entry Desk Poly Seat & Back Felt Solo Glides Lam	$175.65
CI-IWXDL/XX/PXX/LXX/EXX/SG	Wave XL Double Entry Desk Poly Seat & Back Steel Glides Lam	$173.05
CI-IWXDLBR/XX/PXX/LXX/EXX/NG	Wave XL Double Entry w/Bookrack PolySeat&Back Nylon Glds Lam	$179.16
CI-IWXDLBR/XX/PXX/LXX/EXX/SF	Wave XL Double Entry w/Bkrack PolySeat&Back Felt Solo Glds Lam	$181.76
CI-IWXDLBR/XX/PXX/LXX/EXX/SG	Wave XL Double Entry w/Bookrack Poly Seat&Back Steel Glds Lam	$179.16
CI-IWXDLBRU/B/XX/PXX/LXX/EXX/NG	Wave XL Double Entry w/Bookrack Uph Seat&Back Nylon Glds Lam	$199.04
CI-IWXDLBRU/B/XX/PXX/LXX/EXX/SF	Wave XL Double Entry w/Bkrack UphSeat&Back FeltSolo Glds Lam	$201.64
CI-IWXDLBRU/B/XX/PXX/LXX/EXX/SG	Wave XL Double Entry w/Bookrack UphSeat&Back Steel Glds Lam	$199.04
CI-IWXDLBRU/S/XX/PXX/LXX/EXX/NG	Wave XL Double Entry w/Bkrck UphSeat&Poly Back Nylon GldsLam	$192.86
CI-IWXDLBRU/S/XX/PXX/LXX/EXX/SF	Wave XL DoubleEntry w/BkrckUphSeat&PolyBack FeltSoloGldsLam	$195.46
CI-IWXDLBRU/S/XX/PXX/LXX/EXX/SG	Wave XL Double Entry w/Bkrck UphSeat&PolyBack SteelGlds Lam	$192.86
CI-IWXDLU/B/XX/PXX/LXX/EXX/NG	Wave XL Double Entry Desk Uph Seat & Back Nylon Glides Lam	$192.93
CI-IWXDLU/B/XX/PXX/LXX/EXX/SF	Wave XL Double Entry Desk Uph Seat & Back Felt Solo Glides Lam	$195.53
CI-IWXDLU/B/XX/PXX/LXX/EXX/SG	Wave XL Double Entry Desk Uph Seat & Back Steel Glides Lam	$192.93
CI-IWXDLU/S/XX/PXX/LXX/EXX/NG	Wave XL Double Entry Desk Uph Seat & Poly Back Nylon GlidesLam	$186.75
CI-IWXDLU/S/XX/PXX/LXX/EXX/SF	Wave XL Double Entry Desk Uph Seat & Poly Back FeltSoloGldsLam	$189.35
CI-IWXDLU/S/XX/PXX/LXX/EXX/SG	Wave XL Double Entry Desk Uph Seat & Poly Back Steel Glides Lam	$186.75

XL DOUBLE ENTRY DESKS NO TOP/HDW ONLY

CI-IWXDH	***Facetime Wave XL Double Entry Desk (HARDWARE ONLY)***
XX	***Paint Color***
PXX	***Plastic Color***
HDW	***Hardware Only***
NG, SF, SG	***Nylon Glides, Felt Solo Glides, Steel Glides***
Book Bag Hook	***Add "BH" to the end of the model number and add $4 to the price***
FAMILY NAME:	***IWXKD***

Model Number	Description	Price
CI-IWXDH/XX/PXX/HDW/NG	WaveXL Dbl Entry Poly Seat & Back Nylon Glds Hdw Only Plastic	$136.71
CI-IWXDH/XX/PXX/HDW/SF	WaveXL Dbl Entry Poly Seat & Back Felt Solo Glds Hdw Only Plastic	$139.31
CI-IWXDH/XX/PXX/HDW/SG	WaveXL Dbl Entry Poly Seat & Back Steel Glds Hdw Only Plastic	$136.71
CI-IWXDHBR/XX/PXX/HDW/NG	WaveXL Dbl Entry w/Bkrck PolySeat&Back NylonGlds Hdw Plastic	$142.82
CI-IWXDHBR/XX/PXX/HDW/SF	WaveXL Dbl Entry w/Bkrck PolySeat&Back FeltSoloGlds HdwPlastic	$145.42
CI-IWXDHBR/XX/PXX/HDW/SG	WaveXL Dbl Entry w/Bkrck Poly Seat&Back SteelGlds Hdw Plastic	$142.82
CI-IWXDHBRU/B/XX/PXX/HDW/NG	WaveXL Dbl Entry w/Brck Uph Seat&Back NylonGlds Hdw Plastic	$164.74
CI-IWXDHBRU/B/XX/PXX/HDW/SF	WaveXL Dbl Entry w/Bkrack UphSeat&Back FeltSoloGldsHdwPlstc	$167.34
CI-IWXDHBRU/B/XX/PXX/HDW/SG	WaveXL Dbl Entry w/Bkrck Uph Seat&Back Steel Glds Hdw Plastic	$164.74
CI-IWXDHBRU/S/XX/PXX/HDW/NG	WaveXL Dbl Entry w/Bkrck UphSeat&Poly BackNylonGlds HdwPlstc	$158.56
CI-IWXDHBRU/S/XX/PXX/HDW/SF	WaveXL Dbl Entryw/BkrckUphSeat&PolyBackFeltSoloGldsHdwPlstc	$161.16
CI-IWXDHBRU/S/XX/PXX/HDW/SG	WaveXL Dbl Entry w/Bkrck UphSeat&Poly BackSteel Glds HdwPlstc	$158.56
CI-IWXDHU/B/XX/PXX/HDW/NG	WaveXL Dbl Entry Uph Seat & Back Nylon Glds Hdw Only Plastic	$158.63
CI-IWXDHU/B/XX/PXX/HDW/SF	WaveXL Dbl Entry Uph Seat & Back Felt Solo Glds Hdw Only Plastic	$161.23
CI-IWXDHU/B/XX/PXX/HDW/SG	WaveXL Dbl Entry Uph Seat & Back Steel Glds Hdw Only Plastic	$158.63
CI-IWXDHU/S/XX/PXX/HDW/NG	WaveXL Dbl Entry Uph Seat & Poly Back Nylon Glds Hdw Only Plstc	$152.45
CI-IWXDHU/S/XX/PXX/HDW/SF	WaveXL Dbl Entry Uph Seat & PolyBack FeltSoloGlds HdwOnlyPlstc	$155.05
CI-IWXDHU/S/XX/PXX/HDW/SG	WaveXL Dbl Entry Uph Seat & Poly Back Steel Glds Hdw Only Plstc	$152.45
CI-IWXDL/XX/PXX/HDW/NG	WaveXL Dbl Entry Poly Seat & Back Nylon Glds HdwOnlyLam	$138.75
CI-IWXDL/XX/PXX/HDW/SF	WaveXL Dbl Entry Poly Seat & Back Felt Solo Glds HdwOnlyLam	$141.35
CI-IWXDL/XX/PXX/HDW/SG	WaveXL Dbl Entry Poly Seat & Back Steel Glds HdwOnlyLam	$138.75
CI-IWXDLBR/XX/PXX/HDW/NG	WaveXL Dbl Entry w/Bkrck PolySeat&Back NylonGlds HdwOnlyLam	$144.86
CI-IWXDLBR/XX/PXX/HDW/SF	WaveXL Dbl Entry w/Bkrck PolySeat&Back FeltSoloGlds HdwLam	$147.46

CI-IWXDLBR/XX/PXX/HDW/SG	WaveXL Dbl Entry w/Bkrck Poly Seat&Back SteelGlds HdwOnlyLam	$144.86
CI-IWXDLBRU/B/XX/PXX/HDW/NG	WaveXL Dbl Entry w/Brck Uph Seat&Back NylonGlds HdwOnlyLam	$164.74
CI-IWXDLBRU/B/XX/PXX/HDW/SF	WaveXL Dbl Entry w/Bkrack UphSeat&Back FeltSoloGldsHdwLam	$167.34
CI-IWXDLBRU/B/XX/PXX/HDW/SG	WaveXL Dbl Entry w/Bkrck Uph Seat&Back Steel Glds HdwOnlyLam	$164.74
CI-IWXDLBRU/S/XX/PXX/HDW/NG	WaveXL Dbl Entry w/Bkrck UphSeat&Poly BackNylonGlds HdwLam	$158.56
CI-IWXDLBRU/S/XX/PXX/HDW/SF	WaveXL Dbl Entryw/BkrckUphSeat&PolyBackFeltSoloGlds HdwLam	$161.16
CI-IWXDLBRU/S/XX/PXX/HDW/SG	WaveXL Dbl Entry w/Bkrck UphSeat&Poly BackSteel Glds HdwLam	$158.56
CI-IWXDLU/B/XX/PXX/HDW/NG	WaveXL Dbl Entry Uph Seat & Back Nylon Glds HdwOnlyLam	$158.63
CI-IWXDLU/B/XX/PXX/HDW/SF	WaveXL Dbl Entry Uph Seat & Back Felt Solo Glds HdwOnlyLam	$161.23
CI-IWXDLU/B/XX/PXX/HDW/SG	WaveXL Dbl Entry Uph Seat & Back Steel Glds HdwOnlyLam	$158.63
CI-IWXDLU/S/XX/PXX/HDW/NG	WaveXL Dbl Entry Uph Seat & Poly Back Nylon Glds HdwOnlyLam	$152.45
CI-IWXDLU/S/XX/PXX/HDW/SF	WaveXL Dbl Entry Uph Seat & PolyBack FeltSoloGlds HdwOnlyLam	$155.05
CI-IWXDLU/S/XX/PXX/HDW/SG	WaveXL Dbl Entry Uph Seat & Poly Back Steel Glds HdwOnlyLam	$152.45

CANTILEVER DESKS WITH TOP

CI-IWDCH/29 or CIWDCL/29	***Facetime Wave 29" Height Cantilever Desk With Top***
XX	***Paint Color***
BB,BBBH,BH,BR,BRBH,NB	***BookBox, BookBox&BookHook, BookHook, BookBskt, BookBskt&BookHook, NoStrg/Accessories***
EXX	***Top Edge Color***
LXX	***Laminate Top Color***
BXX	***Book Box Color***
CFT, SFT	***Curved Front, Straight Front***
NG, SF, SG	***Nylon Glides, Felt Solo Glides, Steel Glides***
FAMILY NAME:	***IWDCK, IWDSK***

Model Number	Description	Price
CI-IWDCH/29/BB/XX/LXX/BXX/CFT/NG	Wave 29"H CantlvrDesk Plstc Top CrvdFrnt w/Book Box NylonGlds	$111.49
CI-IWDCH/29/BB/XX/LXX/BXX/CFT/SF	Wave 29"H CantlvrDesk PlstcTop CrvdFrnt w/BookBox FeltSoloGlds	$114.01
CI-IWDCH/29/BB/XX/LXX/BXX/CFT/SG	Wave 29"H CantlvrDesk Plstc Top CrvdFrnt w/Book Box SteelGlds	$111.49
CI-IWDCH/29/BB/XX/LXX/BXX/SFT/NG	Wave 29"H CantlvrDesk Plstc Top StrgtFrnt w/Book Box NylonGlds	$111.49
CI-IWDCH/29/BB/XX/LXX/BXX/SFT/SF	Wave 29"H CantlvrDesk PlstcTop StrgtFrnt w/BookBoxFeltSoloGlds	$114.01
CI-IWDCH/29/BB/XX/LXX/BXX/SFT/SG	Wave 29"H CantlvrDesk Plstc Top StrgtFrnt w/Book Box SteelGlds	$111.49
CI-IWDCH/29/BBBH/XX/LXX/BXX/CFT/NG	Wave 29"H CantlvrDesk Plstc Top CrvdFrnt w/BkBx&Hk NylonGlds	$116.86
CI-IWDCH/29/BBBH/XX/LXX/BXX/CFT/SF	Wave 29"H CantlvrDesk PlstcTop CrvdFrnt w/BkBx&Hk FeltSoloGlds	$119.38
CI-IWDCH/29/BBBH/XX/LXX/BXX/CFT/SG	Wave 29"H CantlvrDesk Plstc Top CrvdFrnt w/BkBx&Hk SteelGlds	$116.86
CI-IWDCH/29/BBBH/XX/LXX/BXX/SFT/NG	Wave 29"H CantlvrDesk Plstc Top StrgtFrnt w/BkBx&Hk NylonGlds	$116.86
CI-IWDCH/29/BBBH/XX/LXX/BXX/SFT/SF	Wave 29"H CantlvrDesk PlstcTop StrgtFrnt w/BkBx&HkFeltSoloGlds	$119.38
CI-IWDCH/29/BBBH/XX/LXX/BXX/SFT/SG	Wave 29"H CantlvrDesk Plstc Top StrgtFrnt w/BkBx&Hk SteelGlds	$116.86
CI-IWDCH/29/BH/XX/LXX/CFT/NG	Wave 29"H CantlvrDesk Plstc Top CrvdFrnt w/Book HookNylonGlds	$101.50
CI-IWDCH/29/BH/XX/LXX/CFT/SF	Wave 29"H CantlvrDesk PlstcTop CrvdFrnt BookHook FeltSoloGlds	$104.02
CI-IWDCH/29/BH/XX/LXX/CFT/SG	Wave 29"H CantlvrDesk Plstc Top CrvdFrnt w/Book Hook SteelGlds	$101.50
CI-IWDCH/29/BH/XX/LXX/SFT/NG	Wave 29"H CantlvrDesk Plstc Top StrgtFrnt w/Book HookNylonGlds	$101.50
CI-IWDCH/29/BH/XX/LXX/SFT/SF	Wave 29"H CantlvrDesk PlstcTop StrgtFrnt BookHook FeltSoloGlds	$104.02
CI-IWDCH/29/BH/XX/LXX/SFT/SG	Wave 29"H CantlvrDesk Plstc Top StrgtFrnt w/Book Hook SteelGlds	$101.50
CI-IWDCH/29/BR/XX/LXX/CFT/NG	Wave 29"H CantlvrDesk Plstc Top CrvdFrnt w/Book Bskt NylonGlds	$110.80
CI-IWDCH/29/BR/XX/LXX/CFT/SF	Wave 29"H CantlvrDesk PlstcTopCrvdFrnt w/BookBsktFeltSoloGlds	$113.32
CI-IWDCH/29/BR/XX/LXX/CFT/SG	Wave 29"H CantlvrDesk Plstc Top CrvdFrnt w/Book Bskt SteelGlds	$110.80
CI-IWDCH/29/BR/XX/LXX/SFT/NG	Wave 29"H CantlvrDesk Plstc Top StrgtFrnt w/Book Bskt NylonGlds	$110.80
CI-IWDCH/29/BR/XX/LXX/SFT/SF	Wave 29"H CantlvrDesk PlstcTopStrgtFrnt w/BookBsktFeltSoloGlds	$113.32
CI-IWDCH/29/BR/XX/LXX/SFT/SG	Wave 29"H CantlvrDesk Plstc Top StrgtFrnt w/Book Bskt SteelGlds	$110.80
CI-IWDCH/29/BRBH/XX/LXX/CFT/NG	Wave 29"H CantlvrDesk Plstc Top CrvdFrnt w/BkBskt&Hk NylnGlds	$116.16
CI-IWDCH/29/BRBH/XX/LXX/CFT/SF	Wave 29"H CantlvrDsk PlstcTop CrvdFrnt w/BkBskt&Hk FltSoloGlds	$118.68
CI-IWDCH/29/BRBH/XX/LXX/CFT/SG	Wave 29"H CantlvrDesk Plstc Top CrvdFrnt w/BkBskt&Hk SteelGlds	$116.16
CI-IWDCH/29/BRBH/XX/LXX/SFT/NG	Wave 29"H CantlvrDesk Plstc Top StrgtFrnt w/BkBskt&Hk NylnGlds	$116.16
CI-IWDCH/29/BRBH/XX/LXX/SFT/SF	Wave 29"H CantlvrDsk PlstcTop StrgtFrnt w/BkBskt&HkFltSoloGlds	$118.68
CI-IWDCH/29/BRBH/XX/LXX/SFT/SG	Wave 29"H CantlvrDesk Plstc Top StrgtFrnt w/BkBskt&Hk SteelGlds	$116.16
CI-IWDCH/29/NB/XX/LXX/CFT/NG	Wave 29"H CantlvrDesk Plstc Top CrvdFrnt No BookStrgeNylonGlds	$98.30
CI-IWDCH/29/NB/XX/LXX/CFT/SF	Wave 29"H CantlvrDesk PlstcTop CrvdFrnt NoBookStrgFeltSoloGlds	$100.82
CI-IWDCH/29/NB/XX/LXX/CFT/SG	Wave 29"H CantlvrDesk Plstc Top CrvdFrnt No BookStrge SteelGlds	$98.30

NEW YORK FACETIME WAVE MODEL PRICE LIST

Date: 8/1/2022

CI-IWDCH/29/NB/XX/LXX/SFT/NG	Wave 29"H CantlvrDesk Plstc Top StrgtFrnt No BookStrgeNylonGlds	$98.30
CI-IWDCH/29/NB/XX/LXX/SFT/SF	Wave 29"H CantlvrDesk PlstcTop StrgtFrnt NoBkStrg FeltSoloGlds	$100.82
CI-IWDCH/29/NB/XX/LXX/SFT/SG	Wave 29"H CantlvrDesk Plstc Top StrgtFrnt No BookStrge SteelGlds	$98.30
CI-IWDCH/A/BB/XX/LXX/BXX/CFT/NG	Wave AdjHgt Cant Desk Plstc Top CrvdFrnt w/Book Box NylonGlds	$125.08
CI-IWDCH/A/BB/XX/LXX/BXX/CFT/SF	Wave AdjHgt Cant Desk PlstcTop CrvdFrnt w/BookBox FeltSoloGlds	$127.60
CI-IWDCH/A/BB/XX/LXX/BXX/CFT/SG	Wave AdjHgt Cant Desk Plstc Top CrvdFrnt w/Book Box SteelGlds	$125.08
CI-IWDCH/A/BB/XX/LXX/BXX/SFT/NG	Wave AdjHgt Cant Desk Plstc Top StrgtFrnt w/Book Box NylonGlds	$125.08
CI-IWDCH/A/BB/XX/LXX/BXX/SFT/SF	Wave AdjHgt Cant Desk PlstcTop StrgtFrnt w/BookBoxFeltSoloGlds	$127.60
CI-IWDCH/A/BB/XX/LXX/BXX/SFT/SG	Wave AdjHgt Cant Desk Plstc Top StrgtFrnt w/Book Box SteelGlds	$125.08
CI-IWDCH/A/BBBH/XX/LXX/BXX/CFT/NG	Wave AdjHgt Cant Desk Plstc Top CrvdFrnt w/BkBx&Hk NylonGlds	$128.28
CI-IWDCH/A/BBBH/XX/LXX/BXX/CFT/SF	Wave AdjHgt Cant Desk PlstcTop CrvdFrnt w/BkBx&Hk FeltSoloGlds	$130.80
CI-IWDCH/A/BBBH/XX/LXX/BXX/CFT/SG	Wave AdjHgt Cant Desk Plstc Top CrvdFrnt w/BkBx&Hk SteelGlds	$128.28
CI-IWDCH/A/BBBH/XX/LXX/BXX/SFT/NG	Wave AdjHgt Cant Desk Plstc Top StrgtFrnt w/BkBx&Hk NylonGlds	$128.28
CI-IWDCH/A/BBBH/XX/LXX/BXX/SFT/SF	Wave AdjHgt Cant Desk PlstcTop StrgtFrnt w/BkBx&HkFeltSoloGlds	$130.80
CI-IWDCH/A/BBBH/XX/LXX/BXX/SFT/SG	Wave AdjHgt Cant Desk Plstc Top StrgtFrnt w/BkBx&Hk SteelGlds	$128.28
CI-IWDCH/A/BH/XX/LXX/CFT/NG	Wave AdjHgt Cant Desk Plstc Top CrvdFrnt w/Book HookNylonGlds	$115.09
CI-IWDCH/A/BH/XX/LXX/CFT/SF	Wave AdjHgt Cant Desk PlstcTop CrvdFrnt BookHook FeltSoloGlds	$117.61
CI-IWDCH/A/BH/XX/LXX/CFT/SG	Wave AdjHgt Cant Desk Plstc Top CrvdFrnt w/Book Hook SteelGlds	$115.09
CI-IWDCH/A/BH/XX/LXX/SFT/NG	Wave AdjHgt Cant Desk Plstc Top StrgtFrnt w/Book HookNylonGlds	$115.09
CI-IWDCH/A/BH/XX/LXX/SFT/SF	Wave AdjHgt Cant Desk PlstcTop StrgtFrnt BookHook FeltSoloGlds	$117.61
CI-IWDCH/A/BH/XX/LXX/SFT/SG	Wave AdjHgt Cant Desk Plstc Top StrgtFrnt w/Book Hook SteelGlds	$115.09
CI-IWDCH/A/BR/XX/LXX/CFT/NG	Wave AdjHgt Cant Desk Plstc Top CrvdFrnt w/Book Bskt NylonGlds	$124.39
CI-IWDCH/A/BR/XX/LXX/CFT/SF	Wave AdjHgt Cant Desk PlstcTopCrvdFrnt w/BookBsktFeltSoloGlds	$126.91
CI-IWDCH/A/BR/XX/LXX/CFT/SG	Wave AdjHgt Cant Desk Plstc Top CrvdFrnt w/Book Bskt SteelGlds	$124.39
CI-IWDCH/A/BR/XX/LXX/SFT/NG	Wave AdjHgt Cant Desk Plstc Top StrgtFrnt w/Book Bskt NylonGlds	$124.39
CI-IWDCH/A/BR/XX/LXX/SFT/SF	Wave AdjHgt Cant Desk PlstcTopStrgtFrnt w/BookBsktFeltSoloGlds	$126.91
CI-IWDCH/A/BR/XX/LXX/SFT/SG	Wave AdjHgt Cant Desk Plstc Top StrgtFrnt w/Book Bskt SteelGlds	$124.39
CI-IWDCH/A/BRBH/XX/LXX/CFT/NG	Wave AdjHgt Cant Desk Plstc Top CrvdFrnt w/BkBskt&Hk NylnGlds	$127.59
CI-IWDCH/A/BRBH/XX/LXX/CFT/SF	Wave AdjHgt CantDsk PlstcTop CrvdFrnt w/BkBskt&Hk FltSoloGlds	$130.11
CI-IWDCH/A/BRBH/XX/LXX/CFT/SG	Wave AdjHgt Cant Desk Plstc Top CrvdFrnt w/BkBskt&Hk SteelGlds	$127.59
CI-IWDCH/A/BRBH/XX/LXX/SFT/NG	Wave AdjHgt Cant Desk Plstc Top StrgtFrnt w/BkBskt&Hk NylnGlds	$127.59
CI-IWDCH/A/BRBH/XX/LXX/SFT/SF	Wave AdjHgt CantDsk PlstcTop StrgtFrnt w/BkBskt&HkFltSoloGlds	$130.11
CI-IWDCH/A/BRBH/XX/LXX/SFT/SG	Wave AdjHgt Cant Desk Plstc Top StrgtFrnt w/BkBskt&Hk SteelGlds	$127.59
CI-IWDCH/A/NB/XX/LXX/CFT/NG	Wave AdjHgt Cant Desk Plstc Top CrvdFrnt No BookStrgeNylonGlds	$111.89
CI-IWDCH/A/NB/XX/LXX/CFT/SF	Wave AdjHgt Cant Desk PlstcTop CrvdFrnt NoBookStrgFeltSoloGlds	$114.41
CI-IWDCH/A/NB/XX/LXX/CFT/SG	Wave AdjHgt Cant Desk Plstc Top CrvdFrnt No BookStrge SteelGlds	$111.89
CI-IWDCH/A/NB/XX/LXX/SFT/NG	Wave AdjHgt Cant Desk Plstc Top StrgtFrnt No BookStrgeNylonGlds	$111.89
CI-IWDCH/A/NB/XX/LXX/SFT/SF	Wave AdjHgt Cant Desk PlstcTop StrgtFrnt NoBkStrg FeltSoloGlds	$114.41
CI-IWDCH/A/NB/XX/LXX/SFT/SG	Wave AdjHgt Cant Desk Plstc Top StrgtFrnt No BookStrge SteelGlds	$111.89
CI-IWDCH/ADA/BB/XX/LXX/BXX/SFT/NG	Wave ADAHgt Cant Desk Plstc Top StrgtFrnt w/Book Box NylonGlds	$201.21
CI-IWDCH/ADA/BB/XX/LXX/BXX/SFT/SF	Wave ADAHgt Cant Desk PlstcTop StrgtFrnt w/BookBoxFltSoloGlds	$203.73
CI-IWDCH/ADA/BB/XX/LXX/BXX/SFT/SG	Wave ADAHgt Cant Desk Plstc Top StrgtFrnt w/Book Box SteelGlds	$201.21
CI-IWDCH/ADA/BBBH/XX/LXX/BXX/SFT/NG	Wave ADAHgt Cant Desk Plstc Top StrgtFrnt w/BkBx&Hk NylonGlds	$204.41
CI-IWDCH/ADA/BBBH/XX/LXX/BXX/SFT/SF	Wave ADAHgt Cant Desk PlstcTop StrgtFrnt w/BkBx&HkFltSoloGlds	$206.93
CI-IWDCH/ADA/BBBH/XX/LXX/BXX/SFT/SG	Wave ADAHgt Cant Desk Plstc Top StrgtFrnt w/BkBx&Hk SteelGlds	$204.41
CI-IWDCH/ADA/BH/XX/LXX/SFT/NG	Wave ADAHgt Cant Desk Plstc Top StrgtFrnt w/BookHkNylonGlds	$191.22
CI-IWDCH/ADA/BH/XX/LXX/SFT/SF	Wave ADAHgt Cant Desk PlstcTop StrgtFrnt BookHook FeltSoloGlds	$193.74
CI-IWDCH/ADA/BH/XX/LXX/SFT/SG	Wave ADAHgt Cant Desk Plstc Top StrgtFrnt w/BookHook SteelGlds	$191.22
CI-IWDCH/ADA/BR/XX/LXX/SFT/NG	Wave ADAHgt Cant Desk Plstc Top StrgtFrnt w/BookBskt NylonGlds	$200.52
CI-IWDCH/ADA/BR/XX/LXX/SFT/SF	Wave ADAHgt Cant Desk PlstcTopStrgtFrnt w/BkBsktFeltSoloGlds	$203.04
CI-IWDCH/ADA/BR/XX/LXX/SFT/SG	Wave ADAHgt Cant Desk Plstc Top StrgtFrnt w/Book Bskt SteelGlds	$200.52
CI-IWDCH/ADA/BRBH/XX/LXX/SFT/NG	Wave ADAHgt Cant Desk Plstc Top StrgtFrnt w/BkBskt&Hk NylnGlds	$203.72
CI-IWDCH/ADA/BRBH/XX/LXX/SFT/SF	Wave ADAHgt CantDsk PlstcTop StrgtFrnt w/BkBskt&HkFltSoloGlds	$206.24
CI-IWDCH/ADA/BRBH/XX/LXX/SFT/SG	Wave ADAHgt Cant Desk Plstc Top StrgtFrnt w/BkBskt&Hk StlGlds	$203.72
CI-IWDCH/ADA/NB/XX/LXX/SFT/NG	Wave ADAHgt Cant Desk Plstc Top StrgtFrnt NoBookStrgNylonGlds	$188.02
CI-IWDCH/ADA/NB/XX/LXX/SFT/SF	Wave ADAHgt Cant Desk PlstcTop StrgtFrnt NoBkStrg FeltSoloGlds	$190.54
CI-IWDCH/ADA/NB/XX/LXX/SFT/SG	Wave ADAHgt Cant Desk Plstc Top StrgtFrnt NoBookStrge SteelGlds	$188.02
CI-IWDCL/29/BB/XX/EXX/LXX/BXX/NG	Wave 29"H CantlvrDesk Laminate Top w/Book Box Nylon Glds	$111.35

NEW YORK FACETIME WAVE MODEL PRICE LIST

Date: 8/1/2022

CI-IWDCL/29/BB/XX/EXX/LXX/BXX/SF	Wave 29"H CantlvrDesk Laminate Top w/Book Box FeltSoloGlds	$113.87
CI-IWDCL/29/BB/XX/EXX/LXX/BXX/SG	Wave 29"H CantlvrDesk Laminate Top w/Book Box Steel Glides	$111.35
CI-IWDCL/29/BBBH/XX/EXX/LXX/BXX/NG	Wave 29"H CantDesk Laminate Top w/Book Box&Hook NylonGlds	$114.59
CI-IWDCL/29/BBBH/XX/EXX/LXX/BXX/SF	Wave 29"H CantDesk Laminate Top w/Book Box&Hook FltSoloGlds	$117.11
CI-IWDCL/29/BBBH/XX/EXX/LXX/BXX/SG	Wave 29"H CantDesk Laminate Top w/Book Box&Hook SteelGlds	$114.59
CI-IWDCL/29/BH/XX/EXX/LXX/NG	Wave 29"H CantlvrDesk Laminate Top w/Book Hook Nylon Glds	$101.31
CI-IWDCL/29/BH/XX/EXX/LXX/SF	Wave 29"H CantlvrDesk Laminate Top w/Book Hook FeltSoloGlds	$103.83
CI-IWDCL/29/BH/XX/EXX/LXX/SG	Wave 29"H CantlvrDesk Laminate Top w/Book Hook Steel Glides	$101.31
CI-IWDCL/29/BR/XX/EXX/LXX/NG	Wave 29"H CantlvrDesk Laminate Top w/Book Bskt Nylon Glds	$110.65
CI-IWDCL/29/BR/XX/EXX/LXX/SF	Wave 29"H CantlvrDesk Laminate Top w/Book Bskt FeltSoloGlds	$113.17
CI-IWDCL/29/BR/XX/EXX/LXX/SG	Wave 29"H CantlvrDesk Laminate Top w/Book Bskt Steel Glides	$110.65
CI-IWDCL/29/BRBH/XX/EXX/LXX/NG	Wave 29"H CantDesk Laminate Top w/BookBskt&Hk NylonGlds	$113.89
CI-IWDCL/29/BRBH/XX/EXX/LXX/SF	Wave 29"H CantDesk Laminate Top w/BookBskt&Hk FltSoloGlds	$116.41
CI-IWDCL/29/BRBH/XX/EXX/LXX/SG	Wave 29"H CantDesk Laminate Top w/BookBskt&Hk SteelGlds	$113.89
CI-IWDCL/29/NB/XX/EXX/LXX/NG	Wave 29"H CantlvrDesk Laminate Top No Book Storage Nylon Glds	$98.07
CI-IWDCL/29/NB/XX/EXX/LXX/SF	Wave 29"H CantlvrDesk Laminate Top NoBookStorage FeltSoloGlds	$100.59
CI-IWDCL/29/NB/XX/EXX/LXX/SG	Wave 29"H CantlvrDesk Laminate Top No Book Storage SteelGlds	$98.07
CI-IWDCL/A/BB/XX/EXX/LXX/BXX/NG	Wave Adj. Hgt CantlvrDesk Laminate Top w/Book Box Nylon Glds	$121.84
CI-IWDCL/A/BB/XX/EXX/LXX/BXX/SF	Wave Adj. Hgt CantlvrDesk Laminate Top w/BkBox FeltSoloGlds	$124.36
CI-IWDCL/A/BB/XX/EXX/LXX/BXX/SG	Wave Adj. Hgt CantlvrDesk Laminate Top w/Book Box Steel Glides	$121.84
CI-IWDCL/A/BBBH/XX/EXX/LXX/BXX/NG	Wave Adj. Hgt CantDesk Laminate Top w/BkBox&Hook NylonGlds	$125.08
CI-IWDCL/A/BBBH/XX/EXX/LXX/BXX/SF	Wave Adj. Hgt CantDesk Laminate Top w/BkBox&Hk FltSoloGlds	$127.60
CI-IWDCL/A/BBBH/XX/EXX/LXX/BXX/SG	Wave Adj. Hgt CantDesk Laminate Top w/Book Box&Hook StlGlds	$125.08
CI-IWDCL/A/BH/XX/EXX/LXX/NG	Wave Adj. Hgt CantlvrDesk Laminate Top w/Book Hook NylonGlds	$111.80
CI-IWDCL/A/BH/XX/EXX/LXX/SF	Wave Adj. Hgt CantlvrDesk Laminate Top w/Bk Hook FeltSoloGlds	$114.32
CI-IWDCL/A/BH/XX/EXX/LXX/SG	Wave Adj. Hgt CantlvrDesk Laminate Top w/Book Hook SteelGlds	$111.80
CI-IWDCL/A/BR/XX/EXX/LXX/NG	Wave Adj. Hgt CantlvrDesk Laminate Top w/Book Bskt Nylon Glds	$121.14
CI-IWDCL/A/BR/XX/EXX/LXX/SF	Wave Adj. Hgt CantlvrDesk Laminate Top w/Bk Bskt FeltSoloGlds	$123.66
CI-IWDCL/A/BR/XX/EXX/LXX/SG	Wave Adj. Hgt CantlvrDesk Laminate Top w/Book Bskt Steel Glds	$121.14
CI-IWDCL/A/BRBH/XX/EXX/LXX/NG	Wave Adj. Hgt CantDesk Laminate Top w/BookBskt&Hk NylonGlds	$124.38
CI-IWDCL/A/BRBH/XX/EXX/LXX/SF	Wave Adj. Hgt CantDesk Laminate Top w/BkBskt&Hk FltSoloGlds	$126.90
CI-IWDCL/A/BRBH/XX/EXX/LXX/SG	Wave Adj. Hgt CantDesk Laminate Top w/BookBskt&Hk SteelGlds	$124.38
CI-IWDCL/A/NB/XX/EXX/LXX/NG	Wave Adj. Hgt CantlvrDesk Laminate Top No Book Strg Nylon Glds	$108.56
CI-IWDCL/A/NB/XX/EXX/LXX/SF	Wave Adj. Hgt CantlvrDesk Laminate Top NoBkStrge FeltSoloGlds	$111.08
CI-IWDCL/A/NB/XX/EXX/LXX/SG	Wave Adj. Hgt CantlvrDesk Laminate Top No Book Storage StlGlds	$108.56
CI-IWDCL/ADA/BB/XX/EXX/LXX/BXX/NG	Wave ADA Hgt CantlvrDesk Laminate Top w/Book Box Nylon Glds	$211.55
CI-IWDCL/ADA/BB/XX/EXX/LXX/BXX/SF	Wave ADA Hgt CantlvrDesk Laminate Top w/BkBox FeltSoloGlds	$214.07
CI-IWDCL/ADA/BB/XX/EXX/LXX/BXX/SG	Wave ADA Hgt CantlvrDesk Laminate Top w/Book Box Steel Glds	$211.55
CI-IWDCL/ADA/BBBH/XX/EXX/LXX/BXX/NG	Wave ADA Hgt CantDesk Laminate Top w/Book Box&Hk NylonGlds	$214.79
CI-IWDCL/ADA/BBBH/XX/EXX/LXX/BXX/SF	Wave ADA Hgt CantDesk Laminate Top w/BkBox&Hk FltSoloGlds	$217.31
CI-IWDCL/ADA/BBBH/XX/EXX/LXX/BXX/SG	Wave ADA Hgt CantDesk Laminate Top w/Book Box&Hook StlGlds	$214.79
CI-IWDCL/ADA/BH/XX/EXX/LXX/NG	Wave ADA Hgt CantlvrDesk Laminate Top w/Book Hk NylonGlds	$201.51
CI-IWDCL/ADA/BH/XX/EXX/LXX/SF	Wave ADA Hgt CantlvrDesk Laminate Top w/BookHk FeltSoloGlds	$204.03
CI-IWDCL/ADA/BH/XX/EXX/LXX/SG	Wave ADA Hgt CantlvrDesk Laminate Top w/Book Hk Steel Glides	$201.51
CI-IWDCL/ADA/BR/XX/EXX/LXX/NG	Wave ADA Hgt CantlvrDesk Laminate Top w/BookBskt Nylon Glds	$210.85
CI-IWDCL/ADA/BR/XX/EXX/LXX/SF	Wave ADA Hgt CantlvrDesk Laminate Top w/BkBskt FeltSoloGlds	$213.37
CI-IWDCL/ADA/BR/XX/EXX/LXX/SG	Wave ADA Hgt CantlvrDesk Laminate Top w/Book Bskt Steel Glds	$210.85
CI-IWDCL/ADA/BRBH/XX/EXX/LXX/NG	Wave ADA Hgt CantlvrDesk Laminate Top w/BkBskt&Hk NylonGlds	$214.09
CI-IWDCL/ADA/BRBH/XX/EXX/LXX/SF	Wave ADA Hgt CantlDesk Laminate Top w/BkBskt&Hk FltSoloGlds	$216.61
CI-IWDCL/ADA/BRBH/XX/EXX/LXX/SG	Wave ADA Hgt CantDesk Laminate Top w/BookBskt&Hk SteelGlds	$214.09
CI-IWDCL/ADA/NB/XX/EXX/LXX/NG	Wave ADA Hgt CantlvrDesk Laminate Top No BkStrg Nylon Glds	$198.27
CI-IWDCL/ADA/NB/XX/EXX/LXX/SF	Wave ADA Hgt CantlvrDesk Laminate Top NoBkStrge FeltSoloGlds	$200.79
CI-IWDCL/ADA/NB/XX/EXX/LXX/SG	Wave ADA Hgt CantlvrDesk Laminate Top No Book Strg Steel Glds	$198.27
CI-IWDSH/BB/XX/LXX/BXX/CFT/NG	Wave Cntlvr SitStand Plstc Top Crvd Front w/Book Box NylonGlds	$192.86
CI-IWDSH/BB/XX/LXX/BXX/CFT/SF	Wave Cntlvr SitStand PlstcTop Crvd Front w/BookBox FltSoloGlds	$195.38
CI-IWDSH/BB/XX/LXX/BXX/CFT/SG	Wave Cntlvr SitStand Plstc Top Crvd Front w/Book Box SteelGlds	$192.86
CI-IWDSH/BB/XX/LXX/BXX/SFT/NG	Wave Cntlvr SitStand Plstc Top Strgt Front w/Book Box NylonGlds	$192.86
CI-IWDSH/BB/XX/LXX/BXX/SFT/SF	Wave Cntlvr SitStand PlstcTop Strgt Front w/BookBoxFltSoloGlds	$195.38

NEW YORK FACETIME WAVE MODEL PRICE LIST

Date: 8/1/2022

CI-IWDSH/BB/XX/LXX/BXX/SFT/SG	Wave Cntlvr SitStand Plstc Top Strgt Front w/Book Box SteelGlds	$192.86
CI-IWDSH/BBBH/XX/LXX/BXX/CFT/NG	Wave Cntlvr SitStand Plstc Top Crvd Front w/BkBx&Hk NylonGlds	$198.23
CI-IWDSH/BBBH/XX/LXX/BXX/CFT/SF	Wave Cntlvr SitStand PlstcTop Crvd Front w/BkBx&Hk FltSoloGlds	$200.75
CI-IWDSH/BBBH/XX/LXX/BXX/CFT/SG	Wave Cntlvr SitStand Plstc Top Crvd Front w/BkBx&Hk SteelGlds	$198.23
CI-IWDSH/BBBH/XX/LXX/BXX/SFT/NG	Wave Cntlvr SitStand Plstc Top Strgt Front w/BkBx&Hk NylonGlds	$198.23
CI-IWDSH/BBBH/XX/LXX/BXX/SFT/SF	Wave Cntlvr SitStand PlstcTop Strgt Front w/BkBx&HkFltSoloGlds	$200.75
CI-IWDSH/BBBH/XX/LXX/BXX/SFT/SG	Wave Cntlvr SitStand Plstc Top Strgt Front w/BkBx&Hk SteelGlds	$198.23
CI-IWDSH/BH/XX/LXX/CFT/NG	Wave Cntlvr SitStand Plstc Top Crvd Front w/BookHkNylonGlds	$182.87
CI-IWDSH/BH/XX/LXX/CFT/SF	Wave Cntlvr SitStand PlstcTop Crvd Front BookHook FltSoloGlds	$185.39
CI-IWDSH/BH/XX/LXX/CFT/SG	Wave Cntlvr SitStand Plstc Top Crvd Front w/BookHk SteelGlds	$182.87
CI-IWDSH/BH/XX/LXX/SFT/NG	Wave Cntlvr SitStand Plstc Top Strgt Front w/BookHkNylonGlds	$182.87
CI-IWDSH/BH/XX/LXX/SFT/SF	Wave Cntlvr SitStand PlstcTop Strgt Front BookHook FltSoloGlds	$185.39
CI-IWDSH/BH/XX/LXX/SFT/SG	Wave Cntlvr SitStand Plstc Top Strgt Front w/BookHk SteelGlds	$182.87
CI-IWDSH/BR/XX/LXX/CFT/NG	Wave Cntlvr SitStand Plstc Top Crvd Front w/BookBskt NylonGlds	$192.17
CI-IWDSH/BR/XX/LXX/CFT/SF	Wave Cntlvr SitStand PlstcTopCrvd Front w/BookBsktFltSoloGlds	$194.69
CI-IWDSH/BR/XX/LXX/CFT/SG	Wave Cntlvr SitStand Plstc Top Crvd Front w/BookBskt SteelGlds	$192.17
CI-IWDSH/BR/XX/LXX/SFT/NG	Wave Cntlvr SitStand Plstc Top Strgt Front w/BookBskt NylonGlds	$192.17
CI-IWDSH/BR/XX/LXX/SFT/SF	Wave Cntlvr SitStand PlstcTopStrgt Front w/BookBsktFltSoloGlds	$194.69
CI-IWDSH/BR/XX/LXX/SFT/SG	Wave Cntlvr SitStand Plstc Top Strgt Front w/BookBskt SteelGlds	$192.17
CI-IWDSH/BRBH/XX/LXX/CFT/NG	Wave Cntlvr SitStand Plstc Top Crvd Front w/BkBskt&Hk NylnGlds	$197.53
CI-IWDSH/BRBH/XX/LXX/CFT/SF	Wave Cntlvr SitStand PlstcTop Crv Front w/BkBskt&Hk FltSoloGlds	$200.05
CI-IWDSH/BRBH/XX/LXX/CFT/SG	Wave Cntlvr SitStand PlstcTop Crvd Front w/BkBskt&Hk SteelGlds	$197.53
CI-IWDSH/BRBH/XX/LXX/SFT/NG	Wave Cntlvr SitStand PlstcTop Strgt Front w/BkBskt&Hk NylnGlds	$197.53
CI-IWDSH/BRBH/XX/LXX/SFT/SF	Wave Cntlvr SitStand PlstcTop Strgt Front w/BkBskt&HkFltSoloGlds	$200.05
CI-IWDSH/BRBH/XX/LXX/SFT/SG	Wave Cntlvr SitStand PlstcTop Strgt Front w/BkBskt&Hk SteelGlds	$197.53
CI-IWDSH/NB/XX/LXX/CFT/NG	Wave Cntlvr SitStand PlstcTop Crvd Front No BookStrgeNylonGlds	$179.67
CI-IWDSH/NB/XX/LXX/CFT/SF	Wave Cntlvr SitStand PlstcTop Crvd Front NoBookStrgFltSoloGlds	$182.19
CI-IWDSH/NB/XX/LXX/CFT/SG	Wave Cntlvr SitStand PlstcTop Crvd Front No BookStrge SteelGlds	$179.67
CI-IWDSH/NB/XX/LXX/SFT/NG	Wave Cntlvr SitStand PlstcTop Strgt Front No BookStrgeNylonGlds	$179.67
CI-IWDSH/NB/XX/LXX/SFT/SF	Wave Cntlvr SitStand PlstcTop Strgt Front NoBkStrg FltSoloGlds	$182.19
CI-IWDSH/NB/XX/LXX/SFT/SG	Wave Cntlvr SitStand PlstcTop Strgt Front No BookStrge SteelGlds	$179.67
CI-IWDSL/BB/XX/EXX/LXX/BXX/NG	Wave CntlvrlvrDesk SitStand Lamnte Top w/Book Box Nylon Glds	$201.93
CI-IWDSL/BB/XX/EXX/LXX/BXX/SF	Wave CntlvrlvrDesk SitStand Lamnte Top w/Book Box FeltSoloGlds	$204.45
CI-IWDSL/BB/XX/EXX/LXX/BXX/SG	Wave CntlvrlvrDesk SitStand Lamnte Top w/Book Box Steel Glds	$201.93
CI-IWDSL/BBBH/XX/EXX/LXX/BXX/NG	Wave CntlvrDesk SitStand Lamnte Top w/Book Box&Hk NylonGlds	$205.17
CI-IWDSL/BBBH/XX/EXX/LXX/BXX/SF	Wave CntlvrDesk SitStand Lamnte Top w/Book Box&Hk FltSoloGlds	$207.69
CI-IWDSL/BBBH/XX/EXX/LXX/BXX/SG	Wave CntlvrDesk SitStand Lamnte Top w/Book Box&Hk SteelGlds	$205.17
CI-IWDSL/BH/XX/EXX/LXX/NG	Wave CntlvrlvrDesk SitStand Lamnte Top w/Book Hook Nylon Glds	$191.89
CI-IWDSL/BH/XX/EXX/LXX/SF	Wave CntlvrlvrDesk SitStand Lamnte Top w/BookHk FeltSoloGlds	$194.41
CI-IWDSL/BH/XX/EXX/LXX/SG	Wave CntlvrlvrDesk SitStand Lamnte Top w/Book Hook Steel Glds	$191.89
CI-IWDSL/BR/XX/EXX/LXX/NG	Wave CntlvrlvrDesk SitStand Lamnte Top w/Book Bskt Nylon Glds	$201.23
CI-IWDSL/BR/XX/EXX/LXX/SF	Wave CntlvrlvrDesk SitStand Lamnte Top w/BookBskt FeltSoloGlds	$203.75
CI-IWDSL/BR/XX/EXX/LXX/SG	Wave CntlvrlvrDesk SitStand Lamnte Top w/Book Bskt Steel Glds	$201.23
CI-IWDSL/BRBH/XX/EXX/LXX/NG	Wave CntlvrDesk SitStand Lamnte Top w/BookBskt&Hk NylonGlds	$204.47
CI-IWDSL/BRBH/XX/EXX/LXX/SF	Wave CntlvrDesk SitStand Lamnte Top w/BookBskt&Hk FltSoloGlds	$206.99
CI-IWDSL/BRBH/XX/EXX/LXX/SG	Wave CntlvrDesk SitStand Lamnte Top w/BookBskt&Hk SteelGlds	$204.47
CI-IWDSL/NB/XX/EXX/LXX/NG	Wave CntlvrlvrDesk SitStand Lamnte Top NoBookStrge NylonGlds	$188.65
CI-IWDSL/NB/XX/EXX/LXX/SF	Wave CntlvrlvrDesk SitStand LamnteTop NoBookStrge FeltSoloGlds	$191.17
CI-IWDSL/NB/XX/EXX/LXX/SG	Wave CntlvrlvrDesk SitStand Lamnte Top NoBookStrge Steel Glds	$188.65

NEW YORK FACETIME WAVE MODEL PRICE LIST

Date: 8/1/2022

CANTILEVER DESKS NO TOP/HDW ONLY

CI-IWDCL	***Facetime Wave Cantilever Desk (HARDWARE ONLY)***
29. A, ADA	***Height (29"), Adjustable (A), ADA***
BB,BBBH,BH,BR,BRBH,NB	***BookBox, BookBox&BookHook, BookHook, BookBskt, BookBskt&BookHook, NoStrg/Accessories***
XX/BXX	***Paint Color / Book Box Cover***
NG, SF, SG	***Nylon Glides, Felt Solo Glides, Steel Glides***
HDW	***Hardware Only***
FAMILY NAME:	***IWDCK, IWDSK***

Model Number	Description	Price
CI-IWDCL/29/BB/XX/BXX/NG/HDW	Wave 29"H CantlvrDesk HDW Only Lam w/BookBox Nylon Glds	$77.26
CI-IWDCL/29/BB/XX/BXX/SF/HDW	Wave 29"H CantlvrDesk HDW Only Lam w/BookBox FeltSoloGlds	$79.78
CI-IWDCL/29/BB/XX/BXX/SG/HDW	Wave 29"H CantlvrDesk HDW Only Lam w/BookBox Steel Glides	$77.26
CI-IWDCL/29/BBBH/XX/BXX/NG/HDW	Wave 29"H CantDesk HDWOnly Lam w/BookBox&Hook NylonGlds	$80.50
CI-IWDCL/29/BBBH/XX/BXX/SF/HDW	Wave 29"H CantDesk HDWOnly Lam w/BookBox&Hook FltSoloGlds	$83.02
CI-IWDCL/29/BBBH/XX/BXX/SG/HDW	Wave 29"H CantDesk HDWOnly Lam w/BookBox&Hook SteelGlds	$80.50
CI-IWDCL/29/BH/XX/NG/HDW	Wave 29"H CantlvrDesk HDW Only Lam w/Book Hook Nylon Glds	$67.22
CI-IWDCL/29/BH/XX/SF/HDW	Wave 29"H CantlvrDesk HDW Only Lam w/Book Hook FeltSoloGlds	$69.74
CI-IWDCL/29/BH/XX/SG/HDW	Wave 29"H CantlvrDesk HDW Only Lam w/Book Hook Steel Glides	$67.22
CI-IWDCL/29/BR/XX/NG/HDW	Wave 29"H CantlvrDesk HDW Only Lam w/Book Bskt Nylon Glds	$76.56
CI-IWDCL/29/BR/XX/SF/HDW	Wave 29"H CantlvrDesk HDW Only Lam w/Book Bskt FeltSoloGlds	$79.08
CI-IWDCL/29/BR/XX/SG/HDW	Wave 29"H CantlvrDesk HDW Only Lam w/Book Bskt Steel Glides	$76.56
CI-IWDCL/29/BRBH/XX/NG/HDW	Wave 29"H CantDesk HDWOnly Lam w/BookBskt&Hk NylonGlds	$79.80
CI-IWDCL/29/BRBH/XX/SF/HDW	Wave 29"H CantDesk HDWOnly Lam w/BookBskt&Hk FltSoloGlds	$82.32
CI-IWDCL/29/BRBH/XX/SG/HDW	Wave 29"H CantDesk HDWOnly Lam w/BookBskt&Hk SteelGlds	$79.80
CI-IWDCL/29/NB/XX/NG/HDW	Wave 29"H CantlvrDesk HDWOnly Lam No Book Storage Nylon Glds	$63.98
CI-IWDCL/29/NB/XX/SF/HDW	Wave 29"H CantlvrDesk HDW Only Lam NoBookStrge FeltSoloGlds	$66.50
CI-IWDCL/29/NB/XX/SG/HDW	Wave 29"H CantlvrDesk HDW Only Lam No Book Storage Steel Glds	$63.98
CI-IWDCL/A/BB/XX/BXX/NG/HDW	Wave Adj. Hgt CantlvrDesk HDW Only Lam w/BookBox Nylon Glds	$90.85
CI-IWDCL/A/BB/XX/BXX/SF/HDW	Wave Adj. Hgt CantlvrDesk HDWOnly Lam w/BookBox FeltSoloGlds	$93.37
CI-IWDCL/A/BB/XX/BXX/SG/HDW	Wave Adj. Hgt CantlvrDesk HDW Only Lam w/BookBox Steel Glides	$90.85
CI-IWDCL/A/BBBH/XX/BXX/NG/HDW	Wave Adj. Hgt CantDesk HDWOnly Lam w/BkBox&Hook NylonGlds	$94.09
CI-IWDCL/A/BBBH/XX/BXX/SF/HDW	Wave Adj. Hgt CantDesk HDWOnly Lam w/BkBox&Hook FltSoloGlds	$96.61
CI-IWDCL/A/BBBH/XX/BXX/SG/HDW	Wave Adj. Hgt CantDesk HDWOnly Lam w/BookBox&Hook StlGlds	$94.09
CI-IWDCL/A/BH/XX/NG/HDW	Wave Adj. Hgt CantlvrDesk HDWOnly Lam w/Book Hook Nylon Glds	$80.81
CI-IWDCL/A/BH/XX/SF/HDW	Wave Adj. Hgt CantlvrDesk HDWOnly Lam w/Bk Hook FeltSoloGlds	$83.33
CI-IWDCL/A/BH/XX/SG/HDW	Wave Adj. Hgt CantlvrDesk HDWOnly Lam w/Book Hook SteelGlds	$80.81
CI-IWDCL/A/BR/XX/NG/HDW	Wave Adj. Hgt CantlvrDesk HDWOnly Lam w/Book Bskt Nylon Glds	$90.15
CI-IWDCL/A/BR/XX/SF/HDW	Wave Adj. Hgt CantlvrDesk HDWOnly Lam w/Bk Bskt FeltSoloGlds	$92.67
CI-IWDCL/A/BR/XX/SG/HDW	Wave Adj. Hgt CantlvrDesk HDWOnly Lam w/Book Bskt Steel Glds	$90.15
CI-IWDCL/A/BRBH/XX/NG/HDW	Wave Adj. Hgt CantDesk HDWOnly Lam w/BookBskt&Hk NylonGlds	$93.39
CI-IWDCL/A/BRBH/XX/SF/HDW	Wave Adj. Hgt CantDesk HDWOnly Lam w/BkBskt&Hk FltSoloGlds	$95.91
CI-IWDCL/A/BRBH/XX/SG/HDW	Wave Adj. Hgt CantDesk HDWOnly Lam w/BookBskt&Hk SteelGlds	$93.39
CI-IWDCL/A/NB/XX/NG/HDW	Wave Adj. Hgt CantlvrDesk HDWOnly Lam No Book Strg Nylon Glds	$77.57
CI-IWDCL/A/NB/XX/SF/HDW	Wave Adj. Hgt CantlvrDesk HDWOnly Lam NoBkStrge FeltSoloGlds	$80.09
CI-IWDCL/A/NB/XX/SG/HDW	Wave Adj. Hgt CantlvrDesk HDWOnly Lam No Book Storage StlGlds	$77.57
CI-IWDCL/ADA/BB/XX/BXX/NG/HDW	Wave ADA Hgt CantlvrDesk HDW Only Lam w/BookBox Nylon Glds	$152.67
CI-IWDCL/ADA/BB/XX/BXX/SF/HDW	Wave ADA Hgt CantlvrDesk HDW Only Lam w/BkBox FeltSoloGlds	$155.19
CI-IWDCL/ADA/BB/XX/BXX/SG/HDW	Wave ADA Hgt CantlvrDesk HDW Only Lam w/BookBox Steel Glds	$152.67
CI-IWDCL/ADA/BBBH/XX/BXX/NG/HDW	Wave ADA Hgt CantDesk HDWOnly Lam w/BookBox&Hk NylonGlds	$155.91
CI-IWDCL/ADA/BBBH/XX/BXX/SF/HDW	Wave ADA Hgt CantDesk HDWOnly Lam w/BkBox&Hk FltSoloGlds	$158.43
CI-IWDCL/ADA/BBBH/XX/BXX/SG/HDW	Wave ADA Hgt CantDesk HDWOnly Lam w/BookBox&Hook StlGlds	$155.91
CI-IWDCL/ADA/BH/XX/NG/HDW	Wave ADA Hgt CantlvrDesk HDW Only Lam w/Book Hk NylonGlds	$142.63
CI-IWDCL/ADA/BH/XX/SF/HDW	Wave ADA Hgt CantlvrDesk HDW Only Lam w/BookHk FeltSoloGlds	$145.15
CI-IWDCL/ADA/BH/XX/SG/HDW	Wave ADA Hgt CantlvrDesk HDW Only Lam w/Book Hk Steel Glides	$142.63
CI-IWDCL/ADA/BR/XX/NG/HDW	Wave ADA Hgt CantlvrDesk HDW Only Lam w/BookBskt Nylon Glds	$151.97
CI-IWDCL/ADA/BR/XX/SF/HDW	Wave ADA Hgt CantlvrDesk HDW Only Lam w/BkBskt FeltSoloGlds	$154.49
CI-IWDCL/ADA/BR/XX/SG/HDW	Wave ADA Hgt CantlvrDesk HDW Only Lam w/Book Bskt Steel Glds	$151.97

CI-IWDCL/ADA/BRBH/XX/NG/HDW	Wave ADA Hgt CantDesk HDWOnly Lam w/BookBskt&Hk NylonGlds	$155.21
CI-IWDCL/ADA/BRBH/XX/SF/HDW	Wave ADA Hgt CantDesk HDWOnly Lam w/BkBskt&Hk FltSoloGlds	$157.73
CI-IWDCL/ADA/BRBH/XX/SG/HDW	Wave ADA Hgt CantDesk HDWOnly Lam w/BookBskt&Hk SteelGlds	$155.21
CI-IWDCL/ADA/NB/XX/NG/HDW	Wave ADA Hgt CantlvrDesk HDWOnly Lam No BkStrg Nylon Glds	$139.39
CI-IWDCL/ADA/NB/XX/SF/HDW	Wave ADA Hgt CantlvrDesk HDW Only Lam NoBkStrge FeltSoloGlds	$141.91
CI-IWDCL/ADA/NB/XX/SG/HDW	Wave ADA Hgt CantlvrDesk HDW Only Lam No Book Strg Steel Glds	$139.39

CHAIRS - 4-LEG - WAVE

CI-IW	***Facetime Wave 4-Leg Chairs***
410, 413, 415, 418, 418BR	***410=Extra Small, 413=Small, 415=Medium, 418=Large, 418BR=Large w/bookrack***
B, S	***B=Upholsterable Seat & Back, S=Upholsterable Seat & Poly Back***
XX/PXX	***Frame Color / Shell Color***
NG, SF, SG, C, S	***NG=Nylon Glides, SF=Felt Solo Glides, SG=Steel Glides, C=Carpet Casters, S=Hard Floor Casters***
FAMILY NAME:	***IW4KD, IW4CKD***

Model Number	Description	Price
CI-IW410/XX/PXX/NG	Wave 4-Leg Chair Extra Small Poly Seat & Back Nylon Glides	$50.70
CI-IW410/XX/PXX/SF	Wave 4-Leg Chair Extra Small Poly Seat & Back Felt Solo Glides	$53.18
CI-IW410/XX/PXX/SG	Wave 4-Leg Chair Extra Small Poly Seat & Back Steel Glides	$50.70
CI-IW413/XX/PXX/NG	Wave 4-Leg Chair Small Poly Seat & Back Nylon Glides	$51.58
CI-IW413/XX/PXX/SF	Wave 4-Leg Chair Small Poly Seat & Back Felt Solo Glides	$54.06
CI-IW413/XX/PXX/SG	Wave 4-Leg Chair Small Poly Seat & Back Steel Glides	$51.58
CI-IW415/XX/PXX/NG	Wave 4-Leg Chair Medium Poly Seat & Back Nylon Glides	$54.42
CI-IW415/XX/PXX/SF	Wave 4-Leg Chair Medium Poly Seat & Back Felt Solo Glides	$56.90
CI-IW415/XX/PXX/SG	Wave 4-Leg Chair Medium Poly Seat & Back Steel Glides	$54.42
CI-IW415C/XX/PXX/C	Wave 4-Leg Chair Medium Poly Seat & Back Carpet Casters	$65.37
CI-IW415C/XX/PXX/S	Wave 4-Leg Chair Medium Poly Seat & Back Hard Floor Casters	$65.37
CI-IW418/XX/PXX/NG	Wave 4-Leg Chair Large Poly Seat & Back Nylon Glides	$60.63
CI-IW418/XX/PXX/SF	Wave 4-Leg Chair Large Poly Seat & Back Felt Solo Glides	$63.11
CI-IW418/XX/PXX/SG	Wave 4-Leg Chair Large Poly Seat & Back Steel Glides	$60.63
CI-IW418BR/XX/PXX/NG	Wave 4-Leg Chair w/Bookrack Large Poly Seat & Back Nylon Glides	$85.48
CI-IW418BR/XX/PXX/SF	Wave 4-Leg Chair w/Bookrack Large Poly Seat&Back FeltSoloGlides	$87.96
CI-IW418BR/XX/PXX/SG	Wave 4-Leg Chair w/Bookrack Large Poly Seat & Back Steel Glides	$85.48
CI-IW418BRCU/B/XX/PXX/C	Wave 4-Leg Chair/Bookrack Large Uph Seat & Back Carpet Casters	$108.33
CI-IW418BRCU/B/XX/PXX/S	Wave 4-Leg Chair/Bookrack Large Uph Seat & Back Hard Flr Casters	$108.33
CI-IW418BRCU/S/XX/PXX/C	Wave 4-Leg Chair/Bookrack Large Uph Seat & Poly Back Crpt Cstrs	$102.15
CI-IW418BRCU/S/XX/PXX/S	Wave 4-Leg Chair/Bookrack Large Uph Seat & Poly Back HrdFlrCstrs	$102.15
CI-IW418BRU/B/XX/PXX/NG	Wave 4-Leg Chair/Bookrack Large Uph Seat & Back Nylon Glides	$107.40
CI-IW418BRU/B/XX/PXX/SF	Wave 4-Leg Chair/Bookrack Large Uph Seat & Back Felt Solo Glides	$109.88
CI-IW418BRU/B/XX/PXX/SG	Wave 4-Leg Chair/Bookrack Large Uph Seat & Back Steel Glides	$107.40
CI-IW418BRU/S/XX/PXX/NG	Wave 4-Leg Chair/Bookrack Large Uph Seat & Poly Back Nylon Glds	$101.22
CI-IW418BRU/S/XX/PXX/SF	Wave 4-Leg Chair/Bookrack Large Uph Seat&PolyBack FeltSoloGlds	$103.70
CI-IW418BRU/S/XX/PXX/SG	Wave 4-Leg Chair/Bookrack Large Uph Seat & Poly Back Steel Glds	$101.22
CI-IW418C/XX/PXX/C	Wave 4-Leg Chair Large Poly Seat & Back Carpet Casters	$71.98
CI-IW418C/XX/PXX/S	Wave 4-Leg Chair Large Poly Seat & Back Hard Floor Casters	$71.98
CI-IW418CBR/XX/PXX/C	Wave 4-Leg Chair w/Bookrack Large Poly Seat & Back Carpet Cstrs	$86.41
CI-IW418CBR/XX/PXX/S	Wave 4-Leg Chair w/Bookrack Large Poly Seat & Back Hrd Flr Cstrs	$86.41
CI-IW418CU/B/XX/PXX/C	Wave 4-Leg Chair Large Uph Seat & Back Carpet Casters	$92.33
CI-IW418CU/B/XX/PXX/S	Wave 4-Leg Chair Large Uph Seat & Back Hard Floor Casters	$92.33
CI-IW418CU/S/XX/PXX/C	Wave 4-Leg Chair Large Uph Seat & Poly Back Carpet Casters	$86.15
CI-IW418CU/S/XX/PXX/S	Wave 4-Leg Chair Large Uph Seat & Poly Back Hard Floor Casters	$86.15
CI-IW418U/B/XX/PXX/NG	Wave 4-Leg Chair Large Uph Seat & Back Nylon Glides	$80.98
CI-IW418U/B/XX/PXX/SF	Wave 4-Leg Chair Large Uph Seat & Back Felt Solo Glides	$83.46
CI-IW418U/B/XX/PXX/SG	Wave 4-Leg Chair Large Uph Seat & Back Steel Glides	$80.98
CI-IW418U/S/XX/PXX/NG	Wave 4-Leg Chair Large Uph Seat & Poly Back Nylon Glides	$74.80
CI-IW418U/S/XX/PXX/SF	Wave 4-Leg Chair Large Uph Seat & Poly Back Felt Solo Glides	$77.28
CI-IW418U/S/XX/PXX/SG	Wave 4-Leg Chair Large Uph Seat & Poly Back Steel Glides	$74.80

NEW YORK FACETIME WAVE MODEL PRICE LIST

Date: 8/1/2022

CAFÉ STOOL

CI-IWCS24KD	***Facetime Wave Café Stool 24" & 30"***
B, S	***B=Upholsterable Seat & Back, S=Upholsterable Seat & Poly Back***
XX	***Frame Color***
PXX	***Shell Color***
NG, SF, SG	***Nylon Glides, Felt Solo Glides, Steel Glides***
FAMILY NAME:	***IWCSKD***

Model Number	Description	Price
CI-IWCS24KD/XX/PXX/NG	Wave 24" Café Stool Poly Seat & Back Nylon Glides	$148.73
CI-IWCS24KD/XX/PXX/SF	Wave 24" Café Stool Poly Seat & Back Felt Solo Glides	$151.25
CI-IWCS24KD/XX/PXX/SG	Wave 24" Café Stool Poly Seat & Back Steel Glides	$148.73
CI-IWCS24KDU/B/XX/PXX/NG	Wave 24" Café Stool Uph Seat & Back Seat & Back Nylon Glides	$167.17
CI-IWCS24KDU/B/XX/PXX/SF	Wave 24" Café Stool Uph Seat & Back Seat & Back Felt Solo Glides	$169.69
CI-IWCS24KDU/B/XX/PXX/SG	Wave 24" Café Stool Uph Seat & Back Seat & Back Steel Glides	$167.17
CI-IWCS24KDU/S/XX/PXX/NG	Wave 24" Café Stool Uph Seat & Poly Back Seat & Back Nylon Glds	$160.99
CI-IWCS24KDU/S/XX/PXX/SF	Wave 24" Café Stool Uph Seat & Poly Back Seat & Back FltSoloGlds	$163.51
CI-IWCS24KDU/S/XX/PXX/SG	Wave 24" Café Stool Uph Seat & Poly Back Seat & Back Steel Glds	$160.99
CI-IWCS30KD/XX/PXX/NG	Wave 30" Café Stool Poly Seat & Back Nylon Glides	$152.24
CI-IWCS30KD/XX/PXX/SF	Wave 30" Café Stool Poly Seat & Back Felt Solo Glides	$154.76
CI-IWCS30KD/XX/PXX/SG	Wave 30" Café Stool Poly Seat & Back Steel Glides	$152.24
CI-IWCS30KDU/B/XX/PXX/NG	Wave 30" Café Stool Uph Seat & Back Seat & Back Nylon Glides	$170.68
CI-IWCS30KDU/B/XX/PXX/SF	Wave 30" Café Stool Uph Seat & Back Seat & Back Felt Solo Glides	$173.20
CI-IWCS30KDU/B/XX/PXX/SG	Wave 30" Café Stool Uph Seat & Back Seat & Back Steel Glides	$170.68
CI-IWCS30KDU/S/XX/PXX/NG	Wave 30" Café Stool Uph Seat & Poly Back Seat & Back Nylon Glds	$164.50
CI-IWCS30KDU/S/XX/PXX/SF	Wave 30" Café Stool Uph Seat & Poly Back Seat & Back FltSoloGlds	$167.02
CI-IWCS30KDU/S/XX/PXX/SG	Wave 30" Café Stool Uph Seat & Poly Back Seat & Back Steel Glds	$164.50

DOUBLE ENTRY DESK WITH TOP

CI-IWDEH, CI-IWDEL	***Facetime Wave Double Entry Desk (Laminate Top or Hard Plastic Top)***
XX	***Paint Color***
SXX	***Shell Color***
LXX	***Laminate Top Color***
EXX	***Top Edge Color***
NG, SF, SG	***Nylon Glides, Felt Solo Glides, Steel Glides***
BH, NB	***Book Hook, No Storage/Accessories***
FAMILY NAME:	***IWDEK***

Model Number	Description	Price
CI-IWDEH/XX/SXX/LXX/NG/BH	Double Entry DeskPoly Plastic Top NylonGlds w/BookHook	$183.59
CI-IWDEH/XX/SXX/LXX/NG/NB	Double Entry Desk Poly Plastic Top Nylon Glides	$180.99
CI-IWDEH/XX/SXX/LXX/SF/BH	Double Entry DeskPoly Plastic Top FeltSoloGlds w/BkHk	$186.19
CI-IWDEH/XX/SXX/LXX/SF/NB	Double Entry Desk Poly Plastic Top Felt Solo Glides	$183.59
CI-IWDEH/XX/SXX/LXX/SG/BH	Double Entry Desk Poly Plastic Top StlGlds w/BookHook	$183.59
CI-IWDEH/XX/SXX/LXX/SG/NB	Double Entry Desk Poly Plastic Top Steel Glides	$180.99
CI-IWDEHBR/XX/SXX/LXX/NG/BH	Double Entry Desk w/Bkrck Poly Plastic Top NylonGlds w/BkHook	$204.78
CI-IWDEHBR/XX/SXX/LXX/NG/NB	Double Entry Desk w/Bkrck Poly For Plastic Top Nylon Glides	$202.18
CI-IWDEHBR/XX/SXX/LXX/SF/BH	Double Entry Desk w/Bkrck Poly Plastic Top FeltSoloGlds w/BkHk	$207.38
CI-IWDEHBR/XX/SXX/LXX/SF/NB	Double Entry Desk w/Bkrck Poly For Plastic Top Felt Solo Glds	$204.78
CI-IWDEHBR/XX/SXX/LXX/SG/BH	Double Entry Desk w/Bkrck Poly Plastic Top StlGlds w/BookHook	$204.78
CI-IWDEHBR/XX/SXX/LXX/SG/NB	Double Entry Desk w/Bkrck Poly Plastic Top Steel Glides	$202.18
CI-IWDEHBRU/B/XX/SXX/LXX/NG/BH	DoubleEntryDsk w/BkrckPoly Uph St/Back Plastic Top NylGlds BkHk	$226.70
CI-IWDEHBRU/B/XX/SXX/LXX/NG/NB	Double EntryDsk w/Bkrck Poly Uph St/Back Plastic Top Nylon Glds	$224.10
CI-IWDEHBRU/B/XX/SXX/LXX/SF/BH	Double EntryDsk w/Bkrck Poly UphSt/Bk PlstcTop FltSoloGlds BkHk	$229.30
CI-IWDEHBRU/B/XX/SXX/LXX/SF/NB	Double EntryDsk w/Bkrck Poly Uph St/Back PlasticTop FeltSoloGlds	$226.70
CI-IWDEHBRU/B/XX/SXX/LXX/SG/BH	Double EntryDsk w/Bkrck Poly Uph St/Bk PlasticTop StlGldsw/BkHk	$226.70
CI-IWDEHBRU/B/XX/SXX/LXX/SG/NB	Double EntryDsk w/Bkrck Poly Uph Seat/Back Plastic Top Stl Glides	$224.10
CI-IWDEHBRU/S/XX/SXX/LXX/NG/BH	Double EntryDsk w/Bkrck Poly Uph Seat Plastic Top NylGldsw/BkHk	$220.52

NEW YORK FACETIME WAVE MODEL PRICE LIST

Date: 8/1/2022

CI-IWDEHBRU/S/XX/SXX/LXX/NG/NB	Double EntryDsk w/Bkrck Poly Uph Seat Plastic Top NylonGlds	$217.92
CI-IWDEHBRU/S/XX/SXX/LXX/SF/BH	DoubleEntryDsk w/Bkrck Poly Uph Seat PlasticTop FltSoloGldsBkHk	$223.12
CI-IWDEHBRU/S/XX/SXX/LXX/SF/NB	Double EntryDsk w/Bkrck Poly Uph Seat Plastic Top FeltSoloGlds	$220.52
CI-IWDEHBRU/S/XX/SXX/LXX/SG/BH	Double EntryDsk w/Bkrck Poly Uph Seat Plastic Top StlGldsw/BkHk	$220.52
CI-IWDEHBRU/S/XX/SXX/LXX/SG/NB	Double EntryDsk w/Bkrck Poly Uph Seat Plastic Top Stl Glides	$217.92
CI-IWDEHU/B/XX/SXX/LXX/NG/BH	Double Entry Desk Poly Uph Seat/Back Plastic Top NylnGldsBkHk	$205.51
CI-IWDEHU/B/XX/SXX/LXX/NG/NB	Double Entry Desk Poly Uph Seat/Back Plastic Top NylonGlds	$202.91
CI-IWDEHU/B/XX/SXX/LXX/SF/BH	Double Entry Desk Poly Uph Seat/Back Plastic Top FltSoloGldsBkHk	$208.11
CI-IWDEHU/B/XX/SXX/LXX/SF/NB	Double Entry Desk Poly Uph Seat/Back Plastic Top FeltSoloGlds	$205.51
CI-IWDEHU/B/XX/SXX/LXX/SG/BH	Double Entry Desk Poly Uph Seat/Back Plastic Top StlGldsBkHk	$205.51
CI-IWDEHU/B/XX/SXX/LXX/SG/NB	Double Entry Desk Poly Uph Seat/Back Plastic Top Steel Glds	$202.91
CI-IWDEHU/S/XX/SXX/LXX/NG/BH	Double Entry Desk Poly Uph Seat Plastic Top NylonGlds BkHk	$199.33
CI-IWDEHU/S/XX/SXX/LXX/NG/NB	Double Entry Desk Poly Uph Seat Plastic Top Nylon Glides	$196.73
CI-IWDEHU/S/XX/SXX/LXX/SF/BH	Double Entry Desk Poly Uph Seat Plastic Top FltSoloGldsBkHk	$201.93
CI-IWDEHU/S/XX/SXX/LXX/SF/NB	Double Entry Desk Poly Uph Seat Plastic Top Felt SoloGlds	$199.33
CI-IWDEHU/S/XX/SXX/LXX/SG/BH	Double Entry Desk Poly Uph Seat Plastic Top StlGldsBkHk	$199.33
CI-IWDEHU/S/XX/SXX/LXX/SG/NB	Double Entry Desk Poly Uph Seat Plastic Top Steel Glides	$196.73
CI-IWDEL/XX/SXX/LXX/EXX/NG/BH	Double Entry Desk Poly Laminate Top NylonGlds w/BookHook	$185.67
CI-IWDEL/XX/SXX/LXX/EXX/NG/NB	Double Entry Desk Poly Laminate Top Nylon Glides	$183.07
CI-IWDEL/XX/SXX/LXX/EXX/SF/BH	Double EntryDesk Poly Laminate Top Felt Solo Glides w/BkHk	$188.27
CI-IWDEL/XX/SXX/LXX/EXX/SF/NB	Double Entry Desk Poly Laminate Top Felt Solo Glides	$185.67
CI-IWDEL/XX/SXX/LXX/EXX/SG/BH	Double Entry Desk Poly Laminate Top StlGlds w/BookHook	$185.67
CI-IWDEL/XX/SXX/LXX/EXX/SG/NB	Double Entry Desk Poly Laminate Top Steel Glides	$183.07
CI-IWDELBR/XX/SXX/LXX/EXX/NG/BH	Double Entry Desk w/Bkrck Poly Lam Top NylonGlds w/BkHook	$206.86
CI-IWDELBR/XX/SXX/LXX/EXX/NG/NB	Double Entry Desk w/Bkrck Poly Laminate Top Nylon Glides	$204.26
CI-IWDELBR/XX/SXX/LXX/EXX/SF/BH	Double Entry Desk w/Bkrck Poly Lam Top FeltSoloGlds w/BkHk	$209.46
CI-IWDELBR/XX/SXX/LXX/EXX/SF/NB	Double Entry Desk w/Bkrck Poly Laminate Top Felt Solo Glds	$206.86
CI-IWDELBR/XX/SXX/LXX/EXX/SG/BH	Double Entry Desk w/Bkrck Poly Laminate Top StlGlds w/BookHook	$206.86
CI-IWDELBR/XX/SXX/LXX/EXX/SG/NB	Double Entry Desk w/Bkrck Poly Laminate Top Steel Glides	$204.26
CI-IWDELBRU/B/XX/SXX/LXX/EXX/NG/BH	Double EntryDsk w/Bkrck PolyUph St/Bk LaminateTop NylGlds BkHk	$228.78
CI-IWDELBRU/B/XX/SXX/LXX/EXX/NG/NB	Double EntryDsk w/Bkrck Poly Uph St/Back Lam Top Nylon Glds	$226.18
CI-IWDELBRU/B/XX/SXX/LXX/EXX/SF/BH	Double EntryDsk w/Bkrck Poly Uph St/Bk Lam Top FltSoloGldsBkHk	$231.38
CI-IWDELBRU/B/XX/SXX/LXX/EXX/SF/NB	Double EntryDsk w/Bkrck Poly Uph St/Bk Laminate Top FltSoloGlds	$228.78
CI-IWDELBRU/B/XX/SXX/LXX/EXX/SG/BH	Double EntryDsk w/Bkrck Poly UphSt/Bk LaminateTop StlGlds BkHk	$228.78
CI-IWDELBRU/B/XX/SXX/LXX/EXX/SG/NB	Double EntryDsk w/Bkrck Poly Uph St/Back Laminate Top StlGlds	$226.18
CI-IWDELBRU/S/XX/SXX/LXX/EXX/NG/BH	Double EntryDsk w/Bkrck Poly Uph Seat LamntTop NylGlds w/BkHk	$222.60
CI-IWDELBRU/S/XX/SXX/LXX/EXX/NG/NB	Double EntryDsk w/Bkrck Poly Uph Seat Laminate Top NylonGlds	$220.00
CI-IWDELBRU/S/XX/SXX/LXX/EXX/SF/BH	Double EntryDsk w/Bkrck Poly Uph Seat Lamnt Top FltSoloGldBkHk	$225.20
CI-IWDELBRU/S/XX/SXX/LXX/EXX/SF/NB	Double EntryDsk w/Bkrck Poly Uph Seat Laminate Top FeltSoloGlds	$222.60
CI-IWDELBRU/S/XX/SXX/LXX/EXX/SG/BH	Double EntryDsk w/Bkrck Poly Uph Seat Lamnt Top StlGlds w/BkHk	$222.60
CI-IWDELBRU/S/XX/SXX/LXX/EXX/SG/NB	Double EntryDsk w/Bkrck Poly Uph Seat Laminate Top Stl Glides	$220.00
CI-IWDELU/B/XX/SXX/LXX/EXX/NG/BH	Double EntryDeskPoly Uph Seat/Back Laminate Top NylnGldsBkHk	$207.59
CI-IWDELU/B/XX/SXX/LXX/EXX/NG/NB	Double EntryDeskPoly Uph Seat/Back Laminate Top NylonGlds	$204.99
CI-IWDELU/B/XX/SXX/LXX/EXX/SF/BH	Double EntryDeskPoly Uph Seat/Back LaminateTop FltSoloGldBkHk	$210.19
CI-IWDELU/B/XX/SXX/LXX/EXX/SF/NB	Double EntryDeskPoly Uph Seat/Back Laminate Top FeltSoloGlds	$207.59
CI-IWDELU/B/XX/SXX/LXX/EXX/SG/BH	Double EntryDeskPoly Uph Seat/Back Laminate Top StlGldsBkHk	$207.59
CI-IWDELU/B/XX/SXX/LXX/EXX/SG/NB	Double EntryDeskPoly Uph Seat/Back Laminate Top Steel Glds	$204.99
CI-IWDELU/S/XX/SXX/LXX/EXX/NG/BH	Double EntryDeskPoly Uph Seat Laminate Top NylnGldsBkHk	$201.41
CI-IWDELU/S/XX/SXX/LXX/EXX/NG/NB	Double EntryDeskPoly Uph Seat Laminate Top NylonGlds	$198.81
CI-IWDELU/S/XX/SXX/LXX/EXX/SF/BH	Double EntryDeskPoly Uph Seat Laminate Top FltSoloGldsBkHk	$204.01
CI-IWDELU/S/XX/SXX/LXX/EXX/SF/NB	Double EntryDeskPoly Uph Seat Laminate Top Felt SoloGlds	$201.41
CI-IWDELU/S/XX/SXX/LXX/EXX/SG/BH	Double EntryDeskPoly Uph Seat Laminate Top StlGldsBkHk	$201.41
CI-IWDELU/S/XX/SXX/LXX/EXX/SG/NB	Double EntryDeskPoly Uph Seat Laminate Top Steel Glds	$198.81

NEW YORK FACETIME WAVE MODEL PRICE LIST

Date: 8/1/2022

DOUBLE ENTRY DESK NO TOP/HDW ONLY

CI-IWDEH	***Facetime Wave Double Entry Desk (HARDWARE ONLY)***
HDW	***Hardware Only***
XX/SXX	***Paint Color / Shell Color***
NG, SF, SG	***Nylon Glides, Felt Solo Glides, Steel Glides***
BH, NB	***Book Hook, No Storage/Accessories***
FAMILY NAME:	***IWDEK***

Model Number	Description	Price
CI-IWDEH/HDW/XX/SXX/NG/BH	Double EntryDeskPoly HdwOnly For PlstcTop NylonGlds w/BookHk	$105.44
CI-IWDEH/HDW/XX/SXX/NG/NB	Double Entry Desk Poly HdwOnly For Plastic Top Nylon Glides	$102.84
CI-IWDEH/HDW/XX/SXX/SF/BH	Double EntryDeskPoly HdwOnly For PlstcTop FeltSoloGlds w/BkHk	$108.04
CI-IWDEH/HDW/XX/SXX/SF/NB	Double Entry Desk Poly HdwOnly For Plastic Top Felt Solo Glides	$105.44
CI-IWDEH/HDW/XX/SXX/SG/BH	Double EntryDesk Poly HdwOnly For PlstcTop StlGlds w/BookHook	$105.44
CI-IWDEH/HDW/XX/SXX/SG/NB	Double Entry Desk Poly HdwOnly For Plastic Top Steel Glides	$102.84
CI-IWDEHBR/HDW/XX/SXX/NG/BH	Double EntryDesk w/Bkrck Poly Hdw PlstcTop NylonGlds w/BkHk	$126.63
CI-IWDEHBR/HDW/XX/SXX/NG/NB	Double EntryDesk w/Bkrck Poly Hdw For Plastic Top Nylon Glides	$124.03
CI-IWDEHBR/HDW/XX/SXX/SF/BH	Double EntryDesk w/Bkrck Poly Hdw PlstcTop FeltSoloGlds w/BkHk	$129.23
CI-IWDEHBR/HDW/XX/SXX/SF/NB	Double EntryDesk w/Bkrck Poly Hdw For Plastic Top Felt Solo Glds	$126.63
CI-IWDEHBR/HDW/XX/SXX/SG/BH	Double EntryDesk w/Bkrck Poly Hdw PlstcTop StlGlds w/BookHook	$126.63
CI-IWDEHBR/HDW/XX/SXX/SG/NB	Double EntryDesk w/Bkrck Poly Hdw For Plastic Top Steel Glides	$124.03
CI-IWDEHBRU/B/HDW/XX/SXX/NG/BH	DoubleEntryDsk w/Bkrck PolyUphSt/Bk HdwPlstcTop NylGlds BkHk	$148.55
CI-IWDEHBRU/B/HDW/XX/SXX/NG/NB	Double EntryDsk w/Bkrck Poly UphSt/Bk HdwForPlstTop NylonGlds	$145.95
CI-IWDEHBRU/B/HDW/XX/SXX/SF/BH	DoubleEntryDsk w/Bkrck PolyUphSt/Bk HdwPlTop FltSoloGldsBkHk	$151.15
CI-IWDEHBRU/B/HDW/XX/SXX/SF/NB	DoubleEntryDsk w/Bkrck Poly UphSt/Bk Hdw PlstcTop FeltSoloGlds	$148.55
CI-IWDEHBRU/B/HDW/XX/SXX/SG/BH	DoubleEntryDsk w/Bkrck Poly UphSt/Bk HdwPlstTopStlGldsw/BkHk	$148.55
CI-IWDEHBRU/B/HDW/XX/SXX/SG/NB	Double EntryDsk w/Bkrck Poly UphSt/Bk HdwFor Plstc Top Stl Glds	$145.95
CI-IWDEHBRU/S/HDW/XX/SXX/NG/BH	DoubleEntryDsk w/BkrckPolyUphSeat HdwPlstcTop NylGldsw/BkHk	$142.37
CI-IWDEHBRU/S/HDW/XX/SXX/NG/NB	DoubleEntryDsk w/Bkrck Poly UphSeat HdwFor PlstcTop NylonGlds	$139.77
CI-IWDEHBRU/S/HDW/XX/SXX/SF/BH	DoubleEntryDsk w/BkrckPolyUphSeat HdwPlstTop FltSoloGldsBkHk	$144.97
CI-IWDEHBRU/S/HDW/XX/SXX/SF/NB	DoubleEntryDsk w/Bkrck Poly UphSeat Hdw Plstc Top FeltSoloGlds	$142.37
CI-IWDEHBRU/S/HDW/XX/SXX/SG/BH	DoubleEntryDsk w/BkrckPoly UphSeat HdwPlstcTop StlGldsw/BkHk	$142.37
CI-IWDEHBRU/S/HDW/XX/SXX/SG/NB	Double EntryDsk w/Bkrck Poly UphSeat HdwFor Plstc Top Stl Glides	$139.77
CI-IWDEHU/B/HDW/XX/SXX/NG/BH	Double EntryDskPoly UphSt/Bk HdwOnly ForPltcTop NylnGldsBkHk	$127.36
CI-IWDEHU/B/HDW/XX/SXX/NG/NB	Double EntryDskPoly UphSt/Bk HdwOnly For Plastic Top NylonGlds	$124.76
CI-IWDEHU/B/HDW/XX/SXX/SF/BH	Double EntryDskPoly UphSt/Bk HdwOnlyForPlstTp FltSoloGldsBkHk	$129.96
CI-IWDEHU/B/HDW/XX/SXX/SF/NB	Double EntryDskPoly UphSt/Bk HdwOnly ForPlstc Top FeltSoloGlds	$127.36
CI-IWDEHU/B/HDW/XX/SXX/SG/BH	Double EntryDeskPoly UphSt/Bk HdwOnly For PlstTop StlGldsBkHk	$127.36
CI-IWDEHU/B/HDW/XX/SXX/SG/NB	Double EntryDskPoly UphSt/Bk HdwOnly For Plastic Top Steel Glds	$124.76
CI-IWDEHU/S/HDW/XX/SXX/NG/BH	Double EntryDskPoly UphSeat HdwOnly ForPlstTop NylnGldsBkHk	$121.18
CI-IWDEHU/S/HDW/XX/SXX/NG/NB	Double EntryDeskPoly UphSeat HdwOnly For Plastic Top NylonGlds	$118.58
CI-IWDEHU/S/HDW/XX/SXX/SF/BH	Double EntryDeskPoly UphSt HdwOnlyForPlstcTop FltSoloGldsBkHk	$123.78
CI-IWDEHU/S/HDW/XX/SXX/SF/NB	Double EntryDeskPoly UphSeat HdwOnly For Plst Top Felt SoloGlds	$121.18
CI-IWDEHU/S/HDW/XX/SXX/SG/BH	Double EntryDeskPoly UphSeat HdwOnly For PlstTop StlGldsBkHk	$121.18
CI-IWDEHU/S/HDW/XX/SXX/SG/NB	Double EntryDeskPoly UphSeat HdwOnly For Plastic Top Steel Glds	$118.58
CI-IWDEL/HDW/XX/SXX/NG/BH	Double EntryDeskPoly HdwOnly For LamTop NylonGlds w/BookHk	$105.44
CI-IWDEL/HDW/XX/SXX/NG/NB	Double Entry Desk Poly HdwOnly For Lamnte Top Nylon Glides	$102.84
CI-IWDEL/HDW/XX/SXX/SF/BH	Double EntryDeskPoly HdwOnly For LamTop FeltSoloGlds w/BkHk	$108.04
CI-IWDEL/HDW/XX/SXX/SF/NB	Double Entry Desk Poly HdwOnly For Lamnte Top Felt Solo Glides	$105.44
CI-IWDEL/HDW/XX/SXX/SG/BH	Double EntryDesk Poly HdwOnly For LamTop StlGlds w/BookHook	$105.44
CI-IWDEL/HDW/XX/SXX/SG/NB	Double Entry Desk Poly HdwOnly For Lamnte Top Steel Glides	$102.84
CI-IWDELBR/HDW/XX/SXX/NG/BH	Double EntryDesk w/Bkrck Poly Hdw LamTop NylonGlds w/BkHook	$126.63
CI-IWDELBR/HDW/XX/SXX/NG/NB	Double EntryDesk w/Bkrck Poly Hdw For Lamnte Top Nylon Glides	$124.03
CI-IWDELBR/HDW/XX/SXX/SF/BH	Double EntryDesk w/Bkrck Poly Hdw LamTop FeltSoloGlds w/BkHk	$129.23
CI-IWDELBR/HDW/XX/SXX/SF/NB	Double EntryDesk w/Bkrck Poly Hdw For Lamnte Top Felt Solo Glds	$126.63
CI-IWDELBR/HDW/XX/SXX/SG/BH	Double EntryDesk w/Bkrck Poly Hdw LamTop StlGlds w/BookHook	$126.63
CI-IWDELBR/HDW/XX/SXX/SG/NB	Double EntryDesk w/Bkrck Poly Hdw For Lamnte Top Steel Glides	$124.03
CI-IWDELBRU/B/HDW/XX/SXX/NG/BH	Double EntryDsk w/Bkrck PolyUphSt/Bk HdwLamTop NylGlds BkHk	$148.55

CI-IWDELBRU/B/HDW/XX/SXX/NG/NB	Double EntryDsk w/Bkrck Poly UphSt/Bk HdwForLamTop NylonGlds	$145.95
CI-IWDELBRU/B/HDW/XX/SXX/SF/BH	DoubleEntryDsk w/Bkrck PolyUphSt/Bk HdwLamTp FltSoloGldsBkHk	$151.15
CI-IWDELBRU/B/HDW/XX/SXX/SF/NB	Double EntryDsk w/Bkrck Poly UphSt/Bk Hdw Lam Top FeltSoloGlds	$148.55
CI-IWDELBRU/B/HDW/XX/SXX/SG/BH	Double EntryDsk w/Bkrck Poly UphSt/Bk HdwLamTop StlGlds BkHk	$148.55
CI-IWDELBRU/B/HDW/XX/SXX/SG/NB	Double EntryDsk w/Bkrck Poly UphSt/Bk HdwFor Lam Top StlGlds	$145.95
CI-IWDELBRU/S/HDW/XX/SXX/NG/BH	Double EntryDsk w/Bkrck PolyUphSt HdwLamTop NylGldsw/BkHk	$142.37
CI-IWDELBRU/S/HDW/XX/SXX/NG/NB	Double EntryDsk w/Bkrck Poly UphSeat HdwFor Lam Top NylonGlds	$139.77
CI-IWDELBRU/S/HDW/XX/SXX/SF/BH	Double EntryDsk w/Bkrck PolyUphSt HdwLamTop FltSoloGldBkHk	$144.97
CI-IWDELBRU/S/HDW/XX/SXX/SF/NB	Double EntryDsk w/Bkrck Poly UphSeat Hdw Lam Top FeltSoloGlds	$142.37
CI-IWDELBRU/S/HDW/XX/SXX/SG/BH	Double EntryDsk w/Bkrck PolyUphSeat HdwLamTop StlGldsw/BkHk	$142.37
CI-IWDELBRU/S/HDW/XX/SXX/SG/NB	Double EntryDsk w/Bkrck Poly UphSeat HdwFor Lam Top Stl Glides	$139.77
CI-IWDELU/B/HDW/XX/SXX/NG/BH	Double EntryDeskPoly UphSt/Bk HdwOnly ForLamTp NylnGldsBkHk	$127.36
CI-IWDELU/B/HDW/XX/SXX/NG/NB	Double EntryDeskPoly UphSt/Bk HdwOnly For LamTop NylonGlds	$124.76
CI-IWDELU/B/HDW/XX/SXX/SF/BH	Double EntryDeskPoly UphSt/Bk HdwOnlyForLamTp FltSoloGldBkHk	$129.96
CI-IWDELU/B/HDW/XX/SXX/SF/NB	Double EntryDeskPoly UphSt/Bk HdwOnly ForLamTop FeltSoloGlds	$127.36
CI-IWDELU/B/HDW/XX/SXX/SG/BH	Double EntryDeskPoly UphSt/Bk HdwOnly For LamTop StlGldsBkHk	$127.36
CI-IWDELU/B/HDW/XX/SXX/SG/NB	Double EntryDeskPoly UphSt/Bk HdwOnly For Lamnt Top Stl Glds	$124.76
CI-IWDELU/S/HDW/XX/SXX/NG/BH	Double EntryDeskPoly UphSeat HdwOnly ForLamTop NylnGldsBkHk	$121.18
CI-IWDELU/S/HDW/XX/SXX/NG/NB	Double EntryDeskPoly UphSeat HdwOnly For Lam Top NylonGlds	$118.58
CI-IWDELU/S/HDW/XX/SXX/SF/BH	Double EntryDeskPoly UphSt HdwOnlyForLamTop FltSoloGldsBkHk	$123.78
CI-IWDELU/S/HDW/XX/SXX/SF/NB	Double EntryDeskPoly UphSeat HdwOnly For LamTopFelt SoloGlds	$121.18
CI-IWDELU/S/HDW/XX/SXX/SG/BH	Double EntryDeskPoly UphSeat HdwOnly For LamTop StlGldsBkHk	$121.18
CI-IWDELU/S/HDW/XX/SXX/SG/NB	Double EntryDeskPoly UphSeat HdwOnly For Lamnte Top Stl Glds	$118.58

CHAIRS - TASK

CI-IWPD	***Facetime Wave Task Chair***
15, 18	***15=Medium, 18=Large***
B, S	***B=Upholsterable Seat & Back, S=Upholsterable Seat & Poly Back***
XX	***Frame Color***
C, S, G	***C=Carpet Casters, S=Hard Floor Casters, G=Glides***
FAMILY NAME:	***IWPDKD***

Model Number	Description	Price
CI-IWPD15/XX/C	Wave Task Chair Poly No Arm Medium Carpet Casters	$76.96
CI-IWPD15/XX/G	Wave Task Chair Poly No Arm Medium Glides	$85.41
CI-IWPD15/XX/S	Wave Task Chair Poly No Arm Medium Hard Floor Casters	$76.96
CI-IWPD18/XX/C	Wave Task Chair Poly No Arm Large Carpet Casters	$86.55
CI-IWPD18/XX/G	Wave Task Chair Poly No Arm Large Glides	$95.00
CI-IWPD18/XX/S	Wave Task Chair Poly No Arm Large Hard Floor Casters	$86.55
CI-IWPD18A/XX/C	Wave Task Chair Poly With Arms Large Carpet Casters	$128.68
CI-IWPD18A/XX/G	Wave Task Chair Poly With Arms Large Glides	$137.13
CI-IWPD18A/XX/S	Wave Task Chair Poly With Arms Large Hard Floor Casters	$128.68
CI-IWPD18AU/B/XX/C	Wave Task Chair Uph Seat & Back With Arms Large Carpet Casters	$150.60
CI-IWPD18AU/B/XX/G	Wave Task Chair Uph Seat & Back With Arms Large Glides	$159.05
CI-IWPD18AU/B/XX/S	Wave Task Chair Uph Seat & Back With Arms Large Hard Flr Cstrs	$150.60
CI-IWPD18AU/S/XX/C	Wave Task Chair Uph Seat & Poly Back With Arms Large Crpt Cstrs	$144.42
CI-IWPD18AU/S/XX/G	Wave Task Chair Uph Seat & Poly Back With Arms Large Glides	$152.87
CI-IWPD18AU/S/XX/S	Wave Task Chair Uph Seat & Poly Back W/Arms Large HrdFlrCstrs	$144.42
CI-IWPD18T/XX/C	Wave Task Chair With Tilt Poly No Arm Large Carpet Casters	$87.14
CI-IWPD18T/XX/G	Wave Task Chair With Tilt Poly No Arm Large Glides	$95.59
CI-IWPD18T/XX/S	Wave Task Chair With Tilt Poly No Arm Large Hard Floor Casters	$87.14
CI-IWPD18TU/B/XX/C	Wave Task Chair w/Tilt Uph Seat & Back No Arm Large Carpet Cstrs	$109.06
CI-IWPD18TU/B/XX/G	Wave Task Chair w/Tilt Uph Seat & Back No Arm Large Glides	$117.51
CI-IWPD18TU/B/XX/S	Wave Task Chair w/Tilt Uph Seat & Back No Arm Lrg Hard Flr Cstrs	$109.06
CI-IWPD18TU/S/XX/C	Wave Task Chair w/Tilt Uph Seat & Poly Back No Arm Lrg CrptCstrs	$102.88
CI-IWPD18TU/S/XX/G	Wave Task Chair w/Tilt Uph Seat & Poly Back No Arm Large Glides	$111.33
CI-IWPD18TU/S/XX/S	Wave Task Chair w/Tilt Uph Seat & Poly Back NoArm Lrg HrdFlrCstrs	$102.88
CI-IWPD18U/B/XX/C	Wave Task Chair Uph Seat & Back No Arm Large Carpet Casters	$108.47
CI-IWPD18U/B/XX/G	Wave Task Chair Uph Seat & Back No Arm Large Glides	$116.92

CI-IWPD18U/B/XX/S	Wave Task Chair Uph Seat & Back No Arm Large Hard Flr Casters	$108.47
CI-IWPD18U/S/XX/C	Wave Task Chair Uph Seat & Poly Back No Arm Large Carpet Cstrs	$102.29
CI-IWPD18U/S/XX/G	Wave Task Chair Uph Seat & Poly Back No Arm Large Glides	$110.74
CI-IWPD18U/S/XX/S	Wave Task Chair Uph Seat & Poly Back No Arm Large Hard Flr Cstrs	$102.29

STOOLS

CI-IWS ***Facetime Wave Task Chair***
B, S ***B=Upholsterable Seat & Back, S=Upholsterable Seat & Poly Back***
XX ***Frame Color***
C, S, G ***C=Carpet Casters, S=Hard Floor Casters, G=Glides***
FAMILY NAME: ***IWSKD***

Model Number	Description	Price
CI-IWS/XX/C	Wave Stool Poly No Arm Carpet Casters	$129.21
CI-IWS/XX/G	Wave Stool Poly No Arm Glides	$137.66
CI-IWS/XX/S	Wave Stool Poly No Arm Hard Floor Casters	$129.21
CI-IWSA/XX/C	Wave Stool Poly With Arms Carpet Casters	$171.34
CI-IWSA/XX/G	Wave Stool Poly With Arms Glides	$179.79
CI-IWSA/XX/S	Wave Stool Poly With Arms Hard Floor Casters	$171.34
CI-IWSAU/B/XX/C	Wave Stool Uph Seat & Back With Arms Large Carpet Casters	$193.26
CI-IWSAU/B/XX/G	Wave Stool Uph Seat & Back With Arms Large Glides	$201.71
CI-IWSAU/B/XX/S	Wave Stool Uph Seat & Back With Arms Large Hard Floor Casters	$193.26
CI-IWSAU/S/XX/C	Wave Stool Uph Seat & Poly Back With Arms Large Carpet Casters	$187.08
CI-IWSAU/S/XX/G	Wave Stool Uph Seat & Poly Back With Arms Large Glides	$195.53
CI-IWSAU/S/XX/S	Wave Stool Uph Seat & Poly Back With Arms Large Hard Flr Cstrs	$187.08
CI-IWSU/B/XX/C	Wave Stool Uph Seat & Back No Arm Large Carpet Casters	$151.13
CI-IWSU/B/XX/G	Wave Stool Uph Seat & Back No Arm Large Glides	$159.58
CI-IWSU/B/XX/S	Wave Stool Uph Seat & Back No Arm Large Hard Floor Casters	$151.13
CI-IWSU/S/XX/C	Wave Stool Uph Seat & Poly Back No Arm Large Carpet Casters	$144.95
CI-IWSU/S/XX/G	Wave Stool Uph Seat & Poly Back No Arm Large Glides	$153.40
CI-IWSU/S/XX/S	Wave Stool Uph Seat & Poly Back No Arm Large Hard Flr Casters	$144.95

TRIPOD DESK NO TOP/HDW ONLY

CI-IWD3K ***Facetime Wave Tripod Desk (Hardware Only)***
BB, BH, BR, NB ***Book Box, Book Hook, Book Basket, No Storage/Accessories***
XX ***Paint Color***
HDW ***Hardware Only - No Top***
NG, SF, SG ***Nylon Glides, Felt Solo Glides, Steel Glides***
FAMILY NAME: ***IWD3K***

Model Number	Description	Price
CI-IWD3K/BB/XX/HDW/NG	Tripod Desk Adj Hgt Plastic Book Box Hardware Only Nylon Glides	$87.09
CI-IWD3K/BB/XX/HDW/SF	Tripod Desk Adj Hgt Plastic Book Box Hardware Only FeltSolo Glds	$88.95
CI-IWD3K/BB/XX/HDW/SG	Tripod Desk Adj Hgt Plastic Book Box Hardware Only Steel Glides	$87.09
CI-IWD3K/BBBH/XX/HDW/NG	Tripod Desk Adj Hgt Book Box/Bag Hook Hardware Only NylonGlides	$90.29
CI-IWD3K/BBBH/XX/HDW/SF	Tripod Desk Adj Hgt Book Box/Bag Hook Hardware Only FltSoloGlds	$92.15
CI-IWD3K/BBBH/XX/HDW/SG	Tripod Desk Adj Hgt Book Box/Bag Hook Hardware Only Steel Glides	$90.29
CI-IWD3K/BH/XX/HDW/NG	Tripod Desk Adj Hgt Book Bag Hook Hardware Only NylonGlides	$69.17
CI-IWD3K/BH/XX/HDW/SF	Tripod Desk Adj Hgt Book Bag Hook Hardware Only FltSolo Glides	$71.03
CI-IWD3K/BH/XX/HDW/SG	Tripod Desk Adj Hgt Book Bag Hook Hardware Only Steel Glides	$69.17
CI-IWD3K/BR/XX/HDW/NG	Tripod Desk Adj Hgt Wire Book Rack Hardware Only Nylon Glides	$78.47
CI-IWD3K/BR/XX/HDW/SF	Tripod Desk Adj Hgt Wire Book Rack Hardware Only FeltSolo Glides	$80.33
CI-IWD3K/BR/XX/HDW/SG	Tripod Desk Adj Hgt Wire Book Rack Hardware Only Steel Glides	$78.47
CI-IWD3K/BRBH/XX/HDW/NG	Tripod Desk Adj Hgt Book Bskt/Bag Hook Hardware Only NylonGlides	$81.67
CI-IWD3K/BRBH/XX/HDW/SF	Tripod Desk Adj Hgt Book Bskt/Bag Hook Hardware Only FltSoloGlds	$83.53
CI-IWD3K/BRBH/XX/HDW/SG	Tripod Desk Adj Hgt Book Bskt/Bag Hook Hardware Only SteelGlides	$81.67
CI-IWD3K/NB/XX/HDW/NG	Tripod Desk Adj Hgt No Book Storage Hardware Only NylonGlides	$65.97
CI-IWD3K/NB/XX/HDW/SF	Tripod Desk Adj Hgt No Book Storage Hardware Only FltSolo Glides	$67.83
CI-IWD3K/NB/XX/HDW/SG	Tripod Desk Adj Hgt No Book Storage Hardware Only Steel Glides	$65.97

NEW YORK FACETIME WAVE MODEL PRICE LIST

Date: 8/1/2022

TRIPOD DESK WITH TOP

CI-IWD3KLC	***Facetime Wave Tripod Desk w/Contour Top***
BB, BH, BR, NB	***Book Box, Book Hook, Book Basket, No Storage/Accessories***
XX/EXX/LXX	***Paint Color / Edge Color / Laminate Color***
NG, SF, SG	***Nylon Glides, Felt Solo Glides, Steel Glides***
FAMILY NAME:	***IWD3K***

Model Number	Description	Price
CI-IWD3KHL/BB/XX/LXX/NG	Tripod Desk Adj Hgt Plstc Book Box w/HrdPlstcLinearTop NylonGlds	$144.10
CI-IWD3KHL/BB/XX/LXX/SF	Tripod Desk Adj Hgt Plstc BkBox w/HrdPlstcLinearTop FeltSoloGlds	$145.96
CI-IWD3KHL/BB/XX/LXX/SG	Tripod Desk Adj Hgt Plastic Book Box w/HrdPlstc Linear Top StlGlds	$144.10
CI-IWD3KHL/BBBH/XX/LXX/NG	Tripod Desk Adj Hgt BkBox/Bag Hk w/HrdPlstcLinearTop NylonGlds	$147.30
CI-IWD3KHL/BBBH/XX/LXX/SF	Tripod Desk Adj Hgt BkBox/Bag Hk w/HrdPlstcLinearTop FltSoloGlds	$149.16
CI-IWD3KHL/BBBH/XX/LXX/SG	Tripod Desk Adj Hgt Book Box/Bag Hk w/HrdPlstc Linear Top StlGlds	$147.30
CI-IWD3KHL/BH/XX/LXX/NG	Tripod Desk Adj Hgt Book Bag Hk w/HrdPlstc Linear Top NylonGlds	$126.18
CI-IWD3KHL/BH/XX/LXX/SF	Tripod Desk Adj Hgt Book Bag Hk w/HrdPlstc Linear Top FltSoloGlds	$128.04
CI-IWD3KHL/BH/XX/LXX/SG	Tripod Desk Adj Hgt Book Bag Hk w/HrdPlstc Linear Top Stl Glides	$126.18
CI-IWD3KHL/BR/XX/LXX/NG	Tripod Desk Adj Hgt Wire Book Rack w/HrdPlstc LinearTop NylnGlds	$135.48
CI-IWD3KHL/BR/XX/LXX/SF	Tripod Desk Adj Hgt Wire BkRack w/HrdPlstcLinearTop FeltSoloGlds	$137.34
CI-IWD3KHL/BR/XX/LXX/SG	Tripod Desk Adj Hgt Wire Book Rack w/HrdPlstc Linear Top Stl Glds	$135.48
CI-IWD3KHL/BRBH/XX/LXX/NG	Tripod Desk Adj Hgt BkBskt/Bag Hk w/HrdPlstc LinearTop NylnGlds	$138.68
CI-IWD3KHL/BRBH/XX/LXX/SF	Tripod Desk Adj Hgt BkBskt/Bag Hk w/HrdPlstcLinearTop FltSoloGlds	$140.54
CI-IWD3KHL/BRBH/XX/LXX/SG	Tripod Desk Adj Hgt BkBskt/Bag Hk w/HrdPlstc Linear Top Stl Glds	$138.68
CI-IWD3KHL/NB/XX/LXX/NG	Tripod Desk Adj Hgt No Book Strg w/HrdPlstcLinearTop Nyln Glds	$122.98
CI-IWD3KHL/NB/XX/LXX/SF	Tripod Desk Adj Hgt No Book Strg w/HrdPlstcLinearTop FltSoloGlds	$124.84
CI-IWD3KHL/NB/XX/LXX/SG	Tripod Desk Adj Hgt No Book Storage w/HrdPlstc Linear Top StlGlds	$122.98
CI-IWD3KLC/BB/XX/EXX/LXX/NG	Tripod Desk Adj Hgt Plastic Book Box w/Contour Top Nylon Glides	$144.10
CI-IWD3KLC/BB/XX/EXX/LXX/SF	Tripod Desk Adj Hgt Plastic Book Box w/Contour Top FeltSolo Glds	$145.96
CI-IWD3KLC/BB/XX/EXX/LXX/SG	Tripod Desk Adj Hgt Plastic Book Box w/Contour Top Steel Glides	$144.10
CI-IWD3KLC/BBBH/XX/EXX/LXX/NG	Tripod Desk Adj Hgt Book Box/Bag Hook w/Contour Top NylonGlides	$147.30
CI-IWD3KLC/BBBH/XX/EXX/LXX/SF	Tripod Desk Adj Hgt Book Box/Bag Hook w/Contour Top FltSoloGlds	$149.16
CI-IWD3KLC/BBBH/XX/EXX/LXX/SG	Tripod Desk Adj Hgt Book Box/Bag Hook w/Contour Top Steel Glides	$147.30
CI-IWD3KLC/BH/XX/EXX/LXX/NG	Tripod Desk Adj Hgt Book Bag Hook w/Contour Top NylonGlides	$126.18
CI-IWD3KLC/BH/XX/EXX/LXX/SF	Tripod Desk Adj Hgt Book Bag Hook w/Contour Top FltSolo Glides	$128.04
CI-IWD3KLC/BH/XX/EXX/LXX/SG	Tripod Desk Adj Hgt Book Bag Hook w/Contour Top Steel Glides	$126.18
CI-IWD3KLC/BR/XX/EXX/LXX/NG	Tripod Desk Adj Hgt Wire Book Rack w/Contour Top Nylon Glides	$135.48
CI-IWD3KLC/BR/XX/EXX/LXX/SF	Tripod Desk Adj Hgt Wire Book Rack w/Contour Top FeltSolo Glides	$137.34
CI-IWD3KLC/BR/XX/EXX/LXX/SG	Tripod Desk Adj Hgt Wire Book Rack w/Contour Top Steel Glides	$135.48
CI-IWD3KLC/BRBH/XX/EXX/LXX/NG	Tripod Desk Adj Hgt Book Bskt/Bag Hook w/Contour Top NylonGlides	$138.68
CI-IWD3KLC/BRBH/XX/EXX/LXX/SF	Tripod Desk Adj Hgt Book Bskt/Bag Hook w/Contour Top FltSoloGlds	$140.54
CI-IWD3KLC/BRBH/XX/EXX/LXX/SG	Tripod Desk Adj Hgt Book Bskt/Bag Hook w/Contour Top SteelGlides	$138.68
CI-IWD3KLC/NB/XX/EXX/LXX/NG	Tripod Desk Adj Hgt No Book Storage w/Contour Top NylonGlides	$122.98
CI-IWD3KLC/NB/XX/EXX/LXX/SF	Tripod Desk Adj Hgt No Book Storage w/Contour Top FltSolo Glides	$124.84
CI-IWD3KLC/NB/XX/EXX/LXX/SG	Tripod Desk Adj Hgt No Book Storage w/Contour Top Steel Glides	$122.98
CI-IWD3KLL/BB/XX/EXX/LXX/NG	Tripod Desk Adj Hgt Plastic Book Box w/Lam Linear Top Nylon Glds	$144.10
CI-IWD3KLL/BB/XX/EXX/LXX/SF	Tripod Desk Adj Hgt Plastic BookBox w/Lam LinearTop FeltSoloGlds	$145.96
CI-IWD3KLL/BB/XX/EXX/LXX/SG	Tripod Desk Adj Hgt Plastic Book Box w/Lam Linear Top Steel Glds	$144.10
CI-IWD3KLL/BBBH/XX/EXX/LXX/NG	Tripod Desk Adj Hgt Book Box/BagHook w/Lam LinearTop NylnGlds	$147.30
CI-IWD3KLL/BBBH/XX/EXX/LXX/SF	Tripod Desk Adj Hgt Book Box/BagHk w/LamLinearTop FltSoloGlds	$149.16
CI-IWD3KLL/BBBH/XX/EXX/LXX/SG	Tripod Desk Adj Hgt Book Box/Bag Hook w/Lam LinearTop StlGlds	$147.30
CI-IWD3KLL/BH/XX/EXX/LXX/NG	Tripod Desk Adj Hgt Book Bag Hook w/Lam Linear Top Nylon Glides	$126.18
CI-IWD3KLL/BH/XX/EXX/LXX/SF	Tripod Desk Adj Hgt Book Bag Hook w/Lam Linear Top FltSolo Glds	$128.04
CI-IWD3KLL/BH/XX/EXX/LXX/SG	Tripod Desk Adj Hgt Book Bag Hook w/Lam Linear Top Steel Glides	$126.18
CI-IWD3KLL/BR/XX/EXX/LXX/NG	Tripod Desk Adj Hgt Wire Book Rack w/Lam Linear Top Nylon Glds	$135.48
CI-IWD3KLL/BR/XX/EXX/LXX/SF	Tripod Desk Adj Hgt Wire Book Rack w/Lam LinearTop FeltSoloGlds	$137.34
CI-IWD3KLL/BR/XX/EXX/LXX/SG	Tripod Desk Adj Hgt Wire Book Rack w/Lam Linear Top Steel Glides	$135.48
CI-IWD3KLL/BRBH/XX/EXX/LXX/NG	Tripod Desk Adj Hgt Book Bskt/BagHook w/Lam LinearTop NylnGlds	$138.68
CI-IWD3KLL/BRBH/XX/EXX/LXX/SF	Tripod Desk Adj Hgt Book Bskt/BagHk w/LamLinearTop FltSoloGlds	$140.54

CI-IWD3KLL/BRBH/XX/EXX/LXX/SG	Tripod Desk Adj Hgt Book Bskt/Bag Hook w/Lam LinearTop StlGlds	$138.68
CI-IWD3KLL/NB/XX/EXX/LXX/NG	Tripod Desk Adj Hgt No Book Storage w/Lam Linear Top NylonGlds	$122.98
CI-IWD3KLL/NB/XX/EXX/LXX/SF	Tripod Desk Adj Hgt No Book Storage w/Lam Linear Top FltSoloGlds	$124.84
CI-IWD3KLL/NB/XX/EXX/LXX/SG	Tripod Desk Adj Hgt No Book Storage w/Lam Linear Top Steel Glds	$122.98

4-LEG DESK NO TOP/HDW ONLY

CI-IWD4KL	***Facetime Wave 4-Leg Desk (HARDWARE ONLY)***
29. A, ADA	***Height (29"), Adjustable (A), ADA***
BB,BBBH,BH,BR,BRBH,NB	***BookBox, BookBox&BookHook, BookHook, BookBskt, BookBskt&BookHook, NoStrg/Accessories***
XX/BXX	***Paint Color / Book Box Color***
NG, SF, SG	***Nylon Glides, Felt Solo Glides, Steel Glides***
HDW	***Hardware Only***
FAMILY NAME:	***IWD4K***

Model Number	Description	Price
CI-IWD4KL/29/BB/XX/BXX/HDW/NG	4-Leg Desk 29" Hght HDW Only Book Box Storage Nylon Glides	$91.57
CI-IWD4KL/29/BB/XX/BXX/HDW/SF	4-Leg Desk 29" Hght HDW Only Book Box Storage FltSoloGlds	$94.05
CI-IWD4KL/29/BB/XX/BXX/HDW/SG	4-Leg Desk 29" Hght HDW Only Book Box Storage Steel Glides	$91.57
CI-IWD4KL/29/BBBH/XX/BXX/HDW/NG	4-Leg Desk 29" Hght HDW Only Book Box/Bag Hook Strg NylonGlds	$94.81
CI-IWD4KL/29/BBBH/XX/BXX/HDW/SF	4-Leg Desk 29" Hght HDW Only Book Box/Bag Hook Strg FltSoloGld	$97.29
CI-IWD4KL/29/BBBH/XX/BXX/HDW/SG	4-Leg Desk 29" Hght HDW Only Book Box/Bag Hook Storage StlGlds	$94.81
CI-IWD4KL/29/BH/XX/HDW/NG	4-Leg Desk 29" Hght HDW Only Book Bag Hook Storage Nylon Glds	$73.60
CI-IWD4KL/29/BH/XX/HDW/SF	4-Leg Desk 29" Hght HDW Only Book Bag Hook Storage FltSoloGlds	$76.08
CI-IWD4KL/29/BH/XX/HDW/SG	4-Leg Desk 29" Hght HDW Only Book Bag Hook Storage Steel Glds	$73.60
CI-IWD4KL/29/BR/XX/HDW/NG	4-Leg Desk 29" Hght HDW Only Book Basket Storage Nylon Glides	$82.94
CI-IWD4KL/29/BR/XX/HDW/SF	4-Leg Desk 29" Hght HDW Only Book Basket Storage FltSoloGlds	$85.42
CI-IWD4KL/29/BR/XX/HDW/SG	4-Leg Desk 29" Hght HDW Only Book Basket Storage Steel Glides	$82.94
CI-IWD4KL/29/BRBH/XX/HDW/NG	4-Leg Desk 29" Hght HDW Only Book Bskt/Bag Hook Strg NylonGlds	$86.18
CI-IWD4KL/29/BRBH/XX/HDW/SF	4-Leg Desk 29" Hght HDW Only Book Bskt/BagHookStrg FltSoloGlds	$88.66
CI-IWD4KL/29/BRBH/XX/HDW/SG	4-Leg Desk 29" Hght HDW Only Book Bskt/Bag Hook Strg Stl Glds	$86.18
CI-IWD4KL/29/NB/XX/HDW/NG	4-Leg Desk 29" Hght HDW Only No Book Storage Nylon Glides	$70.36
CI-IWD4KL/29/NB/XX/HDW/SF	4-Leg Desk 29" Hght HDW Only No Book Storage FltSoloGlds	$72.84
CI-IWD4KL/29/NB/XX/HDW/SG	4-Leg Desk 29" Hght HDW Only No Book Storage Steel Glides	$70.36
CI-IWD4KL/A/BB/XX/BXX/HDW/NG	4-Leg Desk Adj. Hght HDW Only Book Box Storage Nylon Glides	$105.73
CI-IWD4KL/A/BB/XX/BXX/HDW/SF	4-Leg Desk Adj. Hght HDW Only Book Box Storage FltSoloGlds	$108.21
CI-IWD4KL/A/BB/XX/BXX/HDW/SG	4-Leg Desk Adj. Hght HDW Only Book Box Storage Steel Glides	$105.73
CI-IWD4KL/A/BBBH/XX/BXX/HDW/NG	4-Leg Desk Adj. Hght HDW Only Book Box/Bag Hook StrgNylonGlds	$108.97
CI-IWD4KL/A/BBBH/XX/BXX/HDW/SF	4-Leg Desk Adj. Hght HDW Only BookBox/BagHookStrg FltSoloGlds	$111.45
CI-IWD4KL/A/BBBH/XX/BXX/HDW/SG	4-Leg Desk Adj. Hght HDW Only Book Box/Bag Hook Strg Stl Glds	$108.97
CI-IWD4KL/A/BH/XX/HDW/NG	4-Leg Desk Adj. Hght HDW Only Book Bag Hook Storage NylonGlds	$87.76
CI-IWD4KL/A/BH/XX/HDW/SF	4-Leg Desk Adj. Hght HDW Only Book Bag Hook Strg FltSoloGlds	$90.24
CI-IWD4KL/A/BH/XX/HDW/SG	4-Leg Desk Adj. Hght HDW Only Book Bag Hook Storage Steel Glds	$87.76
CI-IWD4KL/A/BR/XX/HDW/NG	4-Leg Desk Adj. Hght HDW Only Book Basket Storage Nylon Glides	$97.10
CI-IWD4KL/A/BR/XX/HDW/SF	4-Leg Desk Adj. Hght HDW Only Book Basket Storage FltSoloGlds	$99.58
CI-IWD4KL/A/BR/XX/HDW/SG	4-Leg Desk Adj. Hght HDW Only Book Basket Storage Steel Glides	$97.10
CI-IWD4KL/A/BRBH/XX/HDW/NG	4-Leg Desk Adj. Hght HDW Only Book Bskt/BagHook StrgNylonGlds	$100.34
CI-IWD4KL/A/BRBH/XX/HDW/SF	4-Leg Desk Adj. Hght HDW Only BookBskt/BagHookStrg FltSoloGlds	$102.82
CI-IWD4KL/A/BRBH/XX/HDW/SG	4-Leg Desk Adj. Hght HDW Only Book Bskt/Bag Hook Strg Stl Glds	$100.34
CI-IWD4KL/A/NB/XX/HDW/NG	4-Leg Desk Adj. Hght HDW Only No Book Storage Nylon Glides	$84.52
CI-IWD4KL/A/NB/XX/HDW/SF	4-Leg Desk Adj. Hght HDW Only No Book Storage FltSoloGlds	$87.00
CI-IWD4KL/A/NB/XX/HDW/SG	4-Leg Desk Adj. Hght HDW Only No Book Storage Steel Glides	$84.52
CI-IWD4KL/ADA/BB/XX/BXX/HDW/NG	4-Leg Desk ADA Hgt HDW Only Book Box Storage Nylon Glides	$105.73
CI-IWD4KL/ADA/BB/XX/BXX/HDW/SF	4-Leg Desk ADA Hgt HDW Only Book Box Storage Felt Solo Glds	$108.21
CI-IWD4KL/ADA/BB/XX/BXX/HDW/SG	4-Leg Desk ADA Hgt HDW Only Book Box Storage Steel Glides	$105.73
CI-IWD4KL/ADA/BBBH/XX/BXX/HDW/NG	4-Leg Desk ADA Hgt HDW Only Book Box/Bag Hook Strg NylonGlds	$108.97
CI-IWD4KL/ADA/BBBH/XX/BXX/HDW/SF	4-Leg Desk ADA Hgt HDW Only Book Box/Bag HookStrg FltSoloGlds	$111.45
CI-IWD4KL/ADA/BBBH/XX/BXX/HDW/SG	4-Leg Desk ADA Hgt HDW Only Book Box/Bag Hook Storage StlGlds	$108.97
CI-IWD4KL/ADA/BH/XX/HDW/NG	4-Leg Desk ADA Hgt HDW Only Book Bag Hook Storage NylonGlds	$87.76
CI-IWD4KL/ADA/BH/XX/HDW/SF	4-Leg Desk ADA Hgt HDW Only Book Bag Hook Storage FltSoloGlds	$90.24

CI-IWD4KL/ADA/BH/XX/HDW/SG	4-Leg Desk ADA Hgt HDW Only Book Bag Hook Storage Steel Glds	$87.76
CI-IWD4KL/ADA/BR/XX/HDW/NG	4-Leg Desk ADA Hgt HDW Only Book Basket Storage Nylon Glides	$97.10
CI-IWD4KL/ADA/BR/XX/HDW/SF	4-Leg Desk ADA Hgt HDW Only Book Basket Storage Felt SoloGlds	$99.58
CI-IWD4KL/ADA/BR/XX/HDW/SG	4-Leg Desk ADA Hgt HDW Only Book Basket Storage Steel Glides	$97.10
CI-IWD4KL/ADA/BRBH/XX/HDW/NG	4-Leg Desk ADA Hgt HDW Only Book Bskt/Bag HookStrg NylonGlds	$100.34
CI-IWD4KL/ADA/BRBH/XX/HDW/SF	4-Leg Desk ADA Hgt HDW Only Book Bskt/BagHookStrg FltSoloGlds	$102.82
CI-IWD4KL/ADA/BRBH/XX/HDW/SG	4-Leg Desk ADA Hgt HDW Only Book Bskt/Bag Hook Strg StlGlds	$100.34
CI-IWD4KL/ADA/NB/XX/HDW/NG	4-Leg Desk ADA Hgt HDW Only No Book Storage Nylon Glides	$84.52
CI-IWD4KL/ADA/NB/XX/HDW/SF	4-Leg Desk ADA Hgt HDW Only No Book Storage Felt Solo Glds	$87.00
CI-IWD4KL/ADA/NB/XX/HDW/SG	4-Leg Desk ADA Hgt HDW Only No Book Storage Steel Glides	$84.52

4-LEG DESK WITH TOP

CI-IWD4KL, CI-IWD4KH	***Facetime Wave 4-Leg Desk With Top***
29, A, ADA	***Height (29"), Adjustable (A)***
BB,BBBH,BH,BR,BRBH,NB	***BookBox, BookBox&BookHook, BookHook, BookBskt, BookBskt&BookHook, NoStrg/Accessories***
XX/LXX/EXX/BXX	***Paint Color / Laminate Color / Edge Color / Box Color***
CFT, SFT	***Curved Front, Straight Front***
NG, SF, SG	***Nylon Glides, Felt Solo Glides, Steel Glides***
FAMILY NAME:	***IWD4K***

Model Number	Description	Price
CI-IWD4KH/29/BB/XX/BXX/LXX/CFT/NG	4-Leg Desk 29" Hgt HrdPlstcCft Book Box Storage Nylon Glides	$125.80
CI-IWD4KH/29/BB/XX/BXX/LXX/CFT/SF	4-Leg Desk 29" Hgt HrdPlstcCft Book Box Storage FltSoloGlds	$128.28
CI-IWD4KH/29/BB/XX/BXX/LXX/CFT/SG	4-Leg Desk 29" Hgt HrdPlstcCft Book Box Storage Steel Glides	$125.80
CI-IWD4KH/29/BB/XX/BXX/LXX/SFT/NG	4-Leg Desk 29" Hgt HrdPlstcSft Book Box Storage Nylon Glides	$125.80
CI-IWD4KH/29/BB/XX/BXX/LXX/SFT/SF	4-Leg Desk 29" Hgt HrdPlstcSft Book Box Storage FltSoloGlds	$128.28
CI-IWD4KH/29/BB/XX/BXX/LXX/SFT/SG	4-Leg Desk 29" Hgt HrdPlstcSft Book Box Storage Steel Glides	$125.80
CI-IWD4KH/29/BBBH/XX/BXX/LXX/CFT/NG	4-Leg Desk 29" Hgt HrdPlstcCft Book Box/Bag Hook Strg NylonGlds	$129.00
CI-IWD4KH/29/BBBH/XX/BXX/LXX/CFT/SF	4-Leg Desk 29" Hgt HrdPlstcCft Book Box/Bag Hook Strg FltSoloGlds	$131.48
CI-IWD4KH/29/BBBH/XX/BXX/LXX/CFT/SG	4-Leg Desk 29" Hgt HrdPlstcCft Book Box/Bag Hook Storage StlGlds	$129.00
CI-IWD4KH/29/BBBH/XX/BXX/LXX/SFT/NG	4-Leg Desk 29" Hgt HrdPlstcSft Book Box/Bag Hook Strg NylonGlds	$129.00
CI-IWD4KH/29/BBBH/XX/BXX/LXX/SFT/SF	4-Leg Desk 29" Hgt HrdPlstcSft Book Box/Bag Hook Strg FltSoloGlds	$131.48
CI-IWD4KH/29/BBBH/XX/BXX/LXX/SFT/SG	4-Leg Desk 29" Hgt HrdPlstcSft Book Box/Bag Hook Storage StlGlds	$129.00
CI-IWD4KH/29/BH/XX/LXX/CFT/NG	4-Leg Desk 29" Hgt HrdPlstcCft Book Bag Hook Storage Nylon Glds	$107.88
CI-IWD4KH/29/BH/XX/LXX/CFT/SF	4-Leg Desk 29" Hgt HrdPlstcCft Book Bag HookStorage FltSoloGlds	$110.36
CI-IWD4KH/29/BH/XX/LXX/CFT/SG	4-Leg Desk 29" Hgt HrdPlstcCft Book Bag Hook Storage Steel Glds	$107.88
CI-IWD4KH/29/BH/XX/LXX/SFT/NG	4-Leg Desk 29" Hgt HrdPlstcSft Book Bag Hook Storage Nylon Glds	$107.88
CI-IWD4KH/29/BH/XX/LXX/SFT/SF	4-Leg Desk 29" Hgt HrdPlstcSft Book Bag HookStorage FltSoloGlds	$110.36
CI-IWD4KH/29/BH/XX/LXX/SFT/SG	4-Leg Desk 29" Hgt HrdPlstcSft Book Bag Hook Storage Steel Glds	$107.88
CI-IWD4KH/29/BR/XX/LXX/CFT/NG	4-Leg Desk 29" Hgt HrdPlstcCft Book Basket Storage Nylon Glides	$117.18
CI-IWD4KH/29/BR/XX/LXX/CFT/SF	4-Leg Desk 29" Hgt HrdPlstcCft Book Basket Storage FltSoloGlds	$119.66
CI-IWD4KH/29/BR/XX/LXX/CFT/SG	4-Leg Desk 29" Hgt HrdPlstcCft Book Basket Storage Steel Glides	$117.18
CI-IWD4KH/29/BR/XX/LXX/SFT/NG	4-Leg Desk 29" Hgt HrdPlstcSft Book Basket Storage Nylon Glides	$117.18
CI-IWD4KH/29/BR/XX/LXX/SFT/SF	4-Leg Desk 29" Hgt HrdPlstcSft Book Basket Storage FltSoloGlds	$119.66
CI-IWD4KH/29/BR/XX/LXX/SFT/SG	4-Leg Desk 29" Hgt HrdPlstcSft Book Basket Storage Steel Glides	$117.18
CI-IWD4KH/29/BRBH/XX/LXX/CFT/NG	4-Leg Desk 29" Hgt HrdPlstcCft Book Bskt/Bag Hook Strg NylonGlds	$120.38
CI-IWD4KH/29/BRBH/XX/LXX/CFT/SF	4-Leg Desk 29" Hgt HrdPlstcCft Book Bskt/BagHookStrg FltSoloGlds	$122.86
CI-IWD4KH/29/BRBH/XX/LXX/CFT/SG	4-Leg Desk 29" Hgt HrdPlstcCft Book Bskt/Bag Hook Strg Stl Glds	$120.38
CI-IWD4KH/29/BRBH/XX/LXX/SFT/NG	4-Leg Desk 29" Hgt HrdPlstcSft Book Bskt/Bag Hook Strg NylonGlds	$120.38
CI-IWD4KH/29/BRBH/XX/LXX/SFT/SF	4-Leg Desk 29" Hgt HrdPlstcSft Book Bskt/BagHookStrg FltSoloGlds	$122.86
CI-IWD4KH/29/BRBH/XX/LXX/SFT/SG	4-Leg Desk 29" Hgt HrdPlstcSft Book Bskt/Bag Hook Strg Stl Glds	$120.38
CI-IWD4KH/29/NB/XX/LXX/CFT/NG	4-Leg Desk 29" Hgt HrdPlstcCft No Book Storage Nylon Glides	$104.68
CI-IWD4KH/29/NB/XX/LXX/CFT/SF	4-Leg Desk 29" Hgt HrdPlstcCft No Book Storage FltSoloGlds	$107.16
CI-IWD4KH/29/NB/XX/LXX/CFT/SG	4-Leg Desk 29" Hgt HrdPlstcCft No Book Storage Steel Glides	$104.68
CI-IWD4KH/29/NB/XX/LXX/SFT/NG	4-Leg Desk 29" Hgt HrdPlstcSft No Book Storage Nylon Glides	$104.68
CI-IWD4KH/29/NB/XX/LXX/SFT/SF	4-Leg Desk 29" Hgt HrdPlstcSft No Book Storage FltSoloGlds	$107.16
CI-IWD4KH/29/NB/XX/LXX/SFT/SG	4-Leg Desk 29" Hgt HrdPlstcSft No Book Storage Steel Glides	$104.68
CI-IWD4KH/A/BB/XX/BXX/LXX/CFT/NG	4-Leg Desk Adj. Hgt HrdPlstcCft Book Box Storage Nylon Glides	$139.96
CI-IWD4KH/A/BB/XX/BXX/LXX/CFT/SF	4-Leg Desk Adj. Hgt HrdPlstcCft Book Box Storage FltSoloGlds	$142.44

NEW YORK FACETIME WAVE MODEL PRICE LIST

Date: 8/1/2022

CI-IWD4KH/A/BB/XX/BXX/LXX/CFT/SG	4-Leg Desk Adj. Hgt HrdPlstcCft Book Box Storage Steel Glides	$139.96
CI-IWD4KH/A/BB/XX/BXX/LXX/SFT/NG	4-Leg Desk Adj. Hgt HrdPlstcSft Book Box Storage Nylon Glides	$139.96
CI-IWD4KH/A/BB/XX/BXX/LXX/SFT/SF	4-Leg Desk Adj. Hgt HrdPlstcSft Book Box Storage FltSoloGlds	$142.44
CI-IWD4KH/A/BB/XX/BXX/LXX/SFT/SG	4-Leg Desk Adj. Hgt HrdPlstcSft Book Box Storage Steel Glides	$139.96
CI-IWD4KH/A/BBBH/XX/BXX/LXX/CFT/NG	4-Leg Desk Adj. Hgt HrdPlstcCft Book Box/Bag Hook StrgNylonGlds	$143.16
CI-IWD4KH/A/BBBH/XX/BXX/LXX/CFT/SF	4-Leg Desk Adj. Hgt HrdPlstcCft BookBox/BagHookStrg FltSoloGlds	$145.64
CI-IWD4KH/A/BBBH/XX/BXX/LXX/CFT/SG	4-Leg Desk Adj. Hgt HrdPlstcCft Book Box/Bag Hook Strg Stl Glds	$143.16
CI-IWD4KH/A/BBBH/XX/BXX/LXX/SFT/NG	4-Leg Desk Adj. Hgt HrdPlstcSft Book Box/Bag Hook StrgNylonGlds	$143.16
CI-IWD4KH/A/BBBH/XX/BXX/LXX/SFT/SF	4-Leg Desk Adj. Hgt HrdPlstcSft BookBox/BagHookStrg FltSoloGlds	$145.64
CI-IWD4KH/A/BBBH/XX/BXX/LXX/SFT/SG	4-Leg Desk Adj. Hgt HrdPlstcSft Book Box/Bag Hook Strg Stl Glds	$143.16
CI-IWD4KH/A/BH/XX/LXX/CFT/NG	4-Leg Desk Adj. Hgt HrdPlstcCft Book Bag Hook Storage Nylon Glds	$122.04
CI-IWD4KH/A/BH/XX/LXX/CFT/SF	4-Leg Desk Adj. Hgt HrdPlstcCft Book Bag Hook Strg FltSoloGlds	$124.52
CI-IWD4KH/A/BH/XX/LXX/CFT/SG	4-Leg Desk Adj. Hgt HrdPlstcCft Book Bag Hook Storage SteelGlds	$122.04
CI-IWD4KH/A/BH/XX/LXX/SFT/NG	4-Leg Desk Adj. Hgt HrdPlstcSft Book Bag Hook Storage Nylon Glds	$122.04
CI-IWD4KH/A/BH/XX/LXX/SFT/SF	4-Leg Desk Adj. Hgt HrdPlstcSft Book Bag Hook Strg FltSoloGlds	$124.52
CI-IWD4KH/A/BH/XX/LXX/SFT/SG	4-Leg Desk Adj. Hgt HrdPlstcSft Book Bag Hook Storage SteelGlds	$122.04
CI-IWD4KH/A/BR/XX/LXX/CFT/NG	4-Leg Desk Adj. Hgt HrdPlstcCft Book Basket Storage Nylon Glides	$131.34
CI-IWD4KH/A/BR/XX/LXX/CFT/SF	4-Leg Desk Adj. Hgt HrdPlstcCft Book Basket Storage FltSoloGlds	$133.82
CI-IWD4KH/A/BR/XX/LXX/CFT/SG	4-Leg Desk Adj. Hgt HrdPlstcCft Book Basket Storage Steel Glides	$131.34
CI-IWD4KH/A/BR/XX/LXX/SFT/NG	4-Leg Desk Adj. Hgt HrdPlstcSft Book Basket Storage Nylon Glides	$131.34
CI-IWD4KH/A/BR/XX/LXX/SFT/SF	4-Leg Desk Adj. Hgt HrdPlstcSft Book Basket Storage FltSoloGlds	$133.82
CI-IWD4KH/A/BR/XX/LXX/SFT/SG	4-Leg Desk Adj. Hgt HrdPlstcSft Book Basket Storage Steel Glides	$131.34
CI-IWD4KH/A/BRBH/XX/LXX/CFT/NG	4-Leg Desk Adj. Hgt HrdPlstcCft Book Bskt/BagHook StrgNylonGlds	$134.54
CI-IWD4KH/A/BRBH/XX/LXX/CFT/SF	4-Leg Desk Adj. Hgt HrdPlstcCft BookBskt/BagHookStrg FltSoloGlds	$137.02
CI-IWD4KH/A/BRBH/XX/LXX/CFT/SG	4-Leg Desk Adj. Hgt HrdPlstcCft Book Bskt/Bag Hook Strg Stl Glds	$134.54
CI-IWD4KH/A/BRBH/XX/LXX/SFT/NG	4-Leg Desk Adj. Hgt HrdPlstcSft Book Bskt/BagHook StrgNylonGlds	$134.54
CI-IWD4KH/A/BRBH/XX/LXX/SFT/SF	4-Leg Desk Adj. Hgt HrdPlstcSft BookBskt/BagHookStrg FltSoloGlds	$137.02
CI-IWD4KH/A/BRBH/XX/LXX/SFT/SG	4-Leg Desk Adj. Hgt HrdPlstcSft Book Bskt/Bag Hook Strg Stl Glds	$134.54
CI-IWD4KH/A/NB/XX/LXX/CFT/NG	4-Leg Desk Adj. Hgt HrdPlstcCft No Book Storage Nylon Glides	$118.84
CI-IWD4KH/A/NB/XX/LXX/CFT/SF	4-Leg Desk Adj. Hgt HrdPlstcCft No Book Storage FltSoloGlds	$121.32
CI-IWD4KH/A/NB/XX/LXX/CFT/SG	4-Leg Desk Adj. Hgt HrdPlstcCft No Book Storage Steel Glides	$118.84
CI-IWD4KH/A/NB/XX/LXX/SFT/NG	4-Leg Desk Adj. Hgt HrdPlstcSft No Book Storage Nylon Glides	$118.84
CI-IWD4KH/A/NB/XX/LXX/SFT/SF	4-Leg Desk Adj. Hgt HrdPlstcSft No Book Storage FltSoloGlds	$121.32
CI-IWD4KH/A/NB/XX/LXX/SFT/SG	4-Leg Desk Adj. Hgt HrdPlstcSft No Book Storage Steel Glides	$118.84
CI-IWD4KH/ADA/BB/XX/BXX/LXX/SFT/NG	4-Leg Desk ADAHgt HrdPlstcSft Book Box Storage Nylon Glides	$154.27
CI-IWD4KH/ADA/BB/XX/BXX/LXX/SFT/SF	4-Leg Desk ADAHgt HrdPlstcSft Book Box Storage Felt Solo Glds	$156.75
CI-IWD4KH/ADA/BB/XX/BXX/LXX/SFT/SG	4-Leg Desk ADAHgt HrdPlstcSft Book Box Storage Steel Glides	$154.27
CI-IWD4KH/ADA/BBBH/XX/BXX/LXX/SFT/NG	4-Leg Desk ADAHgt HrdPlstcSft Book Box/Bag Hook Strg NylonGlds	$157.47
CI-IWD4KH/ADA/BBBH/XX/BXX/LXX/SFT/SF	4-Leg Desk ADAHgt HrdPlstcSft Book Box/Bag HkStrg FltSoloGlds	$159.95
CI-IWD4KH/ADA/BBBH/XX/BXX/LXX/SFT/SG	4-Leg Desk ADAHgt HrdPlstcSft Book Box/Bag HookStorage StlGlds	$157.47
CI-IWD4KH/ADA/BH/XX/LXX/SFT/NG	4-Leg Desk ADAHgt HrdPlstcSft Book Bag Hook Storage NylonGlds	$136.35
CI-IWD4KH/ADA/BH/XX/LXX/SFT/SF	4-Leg Desk ADAHgt HrdPlstcSft Book Bag Hook Storage FltSoloGlds	$138.83
CI-IWD4KH/ADA/BH/XX/LXX/SFT/SG	4-Leg Desk ADAHgt HrdPlstcSft Book Bag Hook Storage Steel Glds	$136.35
CI-IWD4KH/ADA/BR/XX/LXX/SFT/NG	4-Leg Desk ADAHgt HrdPlstcSft Book Basket Storage Nylon Glides	$145.65
CI-IWD4KH/ADA/BR/XX/LXX/SFT/SF	4-Leg Desk ADAHgt HrdPlstcSft Book Basket Storage Felt SoloGlds	$148.13
CI-IWD4KH/ADA/BR/XX/LXX/SFT/SG	4-Leg Desk ADAHgt HrdPlstcSft Book Basket Storage Steel Glides	$145.65
CI-IWD4KH/ADA/BRBH/XX/LXX/SFT/NG	4-Leg Desk ADAHgt HrdPlstcSft Book Bskt/Bag HookStrg NylonGlds	$148.85
CI-IWD4KH/ADA/BRBH/XX/LXX/SFT/SF	4-Leg Desk ADAHgt HrdPlstcSft Book Bskt/BagHkStrg FltSoloGlds	$151.33
CI-IWD4KH/ADA/BRBH/XX/LXX/SFT/SG	4-Leg Desk ADAHgt HrdPlstcSft Book Bskt/Bag Hook Strg StlGlds	$148.85
CI-IWD4KH/ADA/NB/XX/LXX/SFT/NG	4-Leg Desk ADAHgt HrdPlstcSft No Book Storage Nylon Glides	$133.15
CI-IWD4KH/ADA/NB/XX/LXX/SFT/SF	4-Leg Desk ADAHgt HrdPlstcSft No Book Storage Felt Solo Glds	$135.63
CI-IWD4KH/ADA/NB/XX/LXX/SFT/SG	4-Leg Desk ADAHgt HrdPlstcSft No Book Storage Steel Glides	$133.15
CI-IWD4KL/29/BB/XX/BXX/LXX/EXX/NG	4-Leg Desk 29" Hgt Laminate Top Book Box Storage Nylon Glides	$125.78
CI-IWD4KL/29/BB/XX/BXX/LXX/EXX/SF	4-Leg Desk 29" Hgt Laminate Top Book Box Storage FltSoloGlds	$128.26
CI-IWD4KL/29/BB/XX/BXX/LXX/EXX/SG	4-Leg Desk 29" Hgt Laminate Top Book Box Storage Steel Glides	$125.78
CI-IWD4KL/29/BBBH/XX/BXX/LXX/EXX/NG	4-Leg Desk 29" Hgt Laminate Top BookBox/BagHookStrg NylonGlds	$129.02
CI-IWD4KL/29/BBBH/XX/BXX/LXX/EXX/SF	4-Leg Desk 29" Hgt Laminate Top BookBox/BagHkStrg FltSoloGlds	$131.50
CI-IWD4KL/29/BBBH/XX/BXX/LXX/EXX/SG	4-Leg Desk 29" Hgt Laminate Top Book Box/BagHookStrg Stl Glds	$129.02

NEW YORK FACETIME WAVE MODEL PRICE LIST

Date: 8/1/2022

CI-IWD4KL/29/BH/XX/LXX/EXX/NG	4-Leg Desk 29" Hgt Laminate Top Book Bag HookStorage NylonGlds	$107.81
CI-IWD4KL/29/BH/XX/LXX/EXX/SF	4-Leg Desk 29" Hgt Laminate Top BookBagHookStorage FltSoloGlds	$110.29
CI-IWD4KL/29/BH/XX/LXX/EXX/SG	4-Leg Desk 29" Hgt Laminate Top Book Bag Hook Storage SteelGlds	$107.81
CI-IWD4KL/29/BR/XX/LXX/EXX/NG	4-Leg Desk 29" Hgt Laminate Top Book Basket Storage NylonGlides	$117.15
CI-IWD4KL/29/BR/XX/LXX/EXX/SF	4-Leg Desk 29" Hgt Laminate Top Book Basket Storage FltSoloGlds	$119.63
CI-IWD4KL/29/BR/XX/LXX/EXX/SG	4-Leg Desk 29" Hgt Laminate Top Book Basket Storage Steel Glides	$117.15
CI-IWD4KL/29/BRBH/XX/LXX/EXX/NG	4-Leg Desk 29" Hgt Laminate Top BookBskt/BagHkStrg NylonGlds	$120.39
CI-IWD4KL/29/BRBH/XX/LXX/EXX/SF	4-Leg Desk 29" Hgt Laminate Top Book Bskt/BagHkStrg FltSoloGlds	$122.87
CI-IWD4KL/29/BRBH/XX/LXX/EXX/SG	4-Leg Desk 29" Hgt Laminate Top Book Bskt/Bag Hook Strg Stl Glds	$120.39
CI-IWD4KL/29/NB/XX/LXX/EXX/NG	4-Leg Desk 29" Hgt Laminate Top No Book Storage Nylon Glides	$104.57
CI-IWD4KL/29/NB/XX/LXX/EXX/SF	4-Leg Desk 29" Hgt Laminate Top No Book Storage FltSoloGlds	$107.05
CI-IWD4KL/29/NB/XX/LXX/EXX/SG	4-Leg Desk 29" Hgt Laminate Top No Book Storage Steel Glides	$104.57
CI-IWD4KL/A/BB/XX/BXX/LXX/EXX/NG	4-Leg Desk Adj. Hgt Laminate Top Book Box Storage Nylon Glides	$139.94
CI-IWD4KL/A/BB/XX/BXX/LXX/EXX/SF	4-Leg Desk Adj. Hgt Laminate Top Book Box Storage FltSoloGlds	$142.42
CI-IWD4KL/A/BB/XX/BXX/LXX/EXX/SG	4-Leg Desk Adj. Hgt Laminate Top Book Box Storage Steel Glides	$139.94
CI-IWD4KL/A/BBBH/XX/BXX/LXX/EXX/NG	4-Leg Desk Adj. Hgt Laminate Top BookBox/BagHookStrgNylonGlds	$143.18
CI-IWD4KL/A/BBBH/XX/BXX/LXX/EXX/SF	4-Leg Desk Adj. Hgt Laminate Top BookBox/BagHkStrg FltSoloGlds	$145.66
CI-IWD4KL/A/BBBH/XX/BXX/LXX/EXX/SG	4-Leg Desk Adj. Hgt Laminate Top Book Box/Bag Hook Strg Stl Glds	$143.18
CI-IWD4KL/A/BH/XX/LXX/EXX/NG	4-Leg Desk Adj. Hgt Laminate Top Book BagHookStorage NylonGlds	$121.97
CI-IWD4KL/A/BH/XX/LXX/EXX/SF	4-Leg Desk Adj. Hgt Laminate Top Book Bag Hook Strg FltSoloGlds	$124.45
CI-IWD4KL/A/BH/XX/LXX/EXX/SG	4-Leg Desk Adj. Hgt Laminate Top Book Bag HookStorage SteelGlds	$121.97
CI-IWD4KL/A/BR/XX/LXX/EXX/NG	4-Leg Desk Adj. Hgt Laminate Top Book Basket Storage NylonGlds	$131.31
CI-IWD4KL/A/BR/XX/LXX/EXX/SF	4-Leg Desk Adj. Hgt Laminate Top Book Basket Storage FltSoloGlds	$133.79
CI-IWD4KL/A/BR/XX/LXX/EXX/SG	4-Leg Desk Adj. Hgt Laminate Top Book Basket Storage SteelGlides	$131.31
CI-IWD4KL/A/BRBH/XX/LXX/EXX/NG	4-Leg Desk Adj. Hgt Laminate Top BookBskt/BagHkStrg NylonGlds	$134.55
CI-IWD4KL/A/BRBH/XX/LXX/EXX/SF	4-Leg Desk Adj. Hgt Laminate Top BookBskt/BagHkStrg FltSoloGlds	$137.03
CI-IWD4KL/A/BRBH/XX/LXX/EXX/SG	4-Leg Desk Adj. Hgt Laminate Top Book Bskt/Bag Hook Strg Stl Glds	$134.55
CI-IWD4KL/A/NB/XX/LXX/EXX/NG	4-Leg Desk Adj. Hgt Laminate Top No Book Storage Nylon Glides	$118.73
CI-IWD4KL/A/NB/XX/LXX/EXX/SF	4-Leg Desk Adj. Hgt Laminate Top No Book Storage FltSoloGlds	$121.21
CI-IWD4KL/A/NB/XX/LXX/EXX/SG	4-Leg Desk Adj. Hgt Laminate Top No Book Storage Steel Glides	$118.73
CI-IWD4KL/ADA/BB/XX/BXX/LXX/EXX/NG	4-Leg Desk ADAHgt Laminate Top Book Box Storage Nylon Glides	$154.21
CI-IWD4KL/ADA/BB/XX/BXX/LXX/EXX/SF	4-Leg Desk ADAHgt Laminate Top Book Box Storage FltSoloGlds	$156.69
CI-IWD4KL/ADA/BB/XX/BXX/LXX/EXX/SG	4-Leg Desk ADAHgt Laminate Top Book Box Storage Steel Glides	$154.21
CI-IWD4KL/ADA/BBBH/XX/BXX/LXX/EXX/NG	4-Leg Desk ADAHgt Laminate Top BookBox/BagHookStrgNylonGlds	$157.45
CI-IWD4KL/ADA/BBBH/XX/BXX/LXX/EXX/SF	4-Leg Desk ADAHgt Laminate Top BookBox/BagHkStrg FltSoloGlds	$159.93
CI-IWD4KL/ADA/BBBH/XX/BXX/LXX/EXX/SG	4-Leg Desk ADAHgt Laminate Top Book Box/Bag Hook Strg Stl Glds	$157.45
CI-IWD4KL/ADA/BH/XX/LXX/EXX/NG	4-Leg Desk ADAHgt Laminate Top Book BagHookStorage NylonGlds	$136.24
CI-IWD4KL/ADA/BH/XX/LXX/EXX/SF	4-Leg Desk ADAHgt Laminate Top Book Bag Hook Strg FltSoloGlds	$138.72
CI-IWD4KL/ADA/BH/XX/LXX/EXX/SG	4-Leg Desk ADAHgt Laminate Top Book Bag HookStorage SteelGlds	$136.24
CI-IWD4KL/ADA/BR/XX/LXX/EXX/NG	4-Leg Desk ADAHgt Laminate Top Book Basket Storage NylonGlds	$145.58
CI-IWD4KL/ADA/BR/XX/LXX/EXX/SF	4-Leg Desk ADAHgt Laminate Top Book Basket Storage FltSoloGlds	$148.06
CI-IWD4KL/ADA/BR/XX/LXX/EXX/SG	4-Leg Desk ADAHgt Laminate Top Book Basket Storage SteelGlides	$145.58
CI-IWD4KL/ADA/BRBH/XX/LXX/EXX/NG	4-Leg Desk ADAHgt Laminate Top BookBskt/BagHkStrg NylonGlds	$148.82
CI-IWD4KL/ADA/BRBH/XX/LXX/EXX/SF	4-Leg Desk ADAHgt Laminate Top BookBskt/BagHkStrg FltSoloGlds	$151.30
CI-IWD4KL/ADA/BRBH/XX/LXX/EXX/SG	4-Leg Desk ADAHgt Laminate Top Book Bskt/Bag Hook Strg Stl Glds	$148.82
CI-IWD4KL/ADA/NB/XX/LXX/EXX/NG	4-Leg Desk ADAHgt Laminate Top No Book Storage Nylon Glides	$133.00
CI-IWD4KL/ADA/NB/XX/LXX/EXX/SF	4-Leg Desk ADAHgt Laminate Top No Book Storage FltSoloGlds	$135.48
CI-IWD4KL/ADA/NB/XX/LXX/EXX/SG	4-Leg Desk ADAHgt Laminate Top No Book Storage Steel Glides	$133.00

NEW YORK FACETIME WAVE MODEL PRICE LIST

Date: 8/1/2022

TRAPEZOID DESK NO TOP/HDW ONLY

CI-IWDTKL	***Facetime Wave Trapezoid Desk 4-Leg (HARDWARE ONLY)***
29. A	***Height (29"), Adjustable (A)***
BB,BBBH,BH,BR,BRBH,NB	***BookBox, BookBox&BookHook, BookHook, BookBskt, BookBskt&BookHook, NoStrg/Accessories***
XX	***Paint Color***
BXX	***Book Box Color***
NG, SF, SG	***Nylon Glides, Felt Solo Glides, Steel Glides***
HDW	***Hardware Only***
FAMILY NAME:	***IWDTK***

Model Number	Description	Price
CI-IWDTKL/29/BB/XX/BXX/HDW/NG	Trapezoid 29" Height HDW Only Book Box Storage Nylon Glides	$91.57
CI-IWDTKL/29/BB/XX/BXX/HDW/SF	Trapezoid 29" Height HDW Only Book Box Storage FltSoloGlds	$94.05
CI-IWDTKL/29/BB/XX/BXX/HDW/SG	Trapezoid 29" Height HDW Only Book Box Storage Steel Glides	$91.57
CI-IWDTKL/29/BBBH/XX/BXX/HDW/NG	Trapezoid 29" Height HDW Only Book Box/Bag Hook Strg NylonGlds	$94.81
CI-IWDTKL/29/BBBH/XX/BXX/HDW/SF	Trapezoid 29" Height HDW Only Book Box/Bag Hook Strg FltSoloGld	$97.29
CI-IWDTKL/29/BBBH/XX/BXX/HDW/SG	Trapezoid 29" Height HDW Only Book Box/Bag Hook Storage StlGlds	$94.81
CI-IWDTKL/29/BH/XX/HDW/NG	Trapezoid 29" Height HDW Only Book Bag Hook Storage Nylon Glds	$73.60
CI-IWDTKL/29/BH/XX/HDW/SF	Trapezoid 29" Height HDW Only Book Bag Hook Storage FltSoloGlds	$76.08
CI-IWDTKL/29/BH/XX/HDW/SG	Trapezoid 29" Height HDW Only Book Bag Hook Storage Steel Glds	$73.60
CI-IWDTKL/29/BR/XX/HDW/NG	Trapezoid 29" Height HDW Only Book Basket Storage Nylon Glides	$82.94
CI-IWDTKL/29/BR/XX/HDW/SF	Trapezoid 29" Height HDW Only Book Basket Storage FltSoloGlds	$85.42
CI-IWDTKL/29/BR/XX/HDW/SG	Trapezoid 29" Height HDW Only Book Basket Storage Steel Glides	$82.94
CI-IWDTKL/29/BRBH/XX/HDW/NG	Trapezoid 29" Height HDW Only Book Bskt/Bag Hook Strg NylonGlds	$86.18
CI-IWDTKL/29/BRBH/XX/HDW/SF	Trapezoid 29" Height HDW Only Book Bskt/BagHookStrg FltSoloGlds	$88.66
CI-IWDTKL/29/BRBH/XX/HDW/SG	Trapezoid 29" Height HDW Only Book Bskt/Bag Hook Strg Stl Glds	$86.18
CI-IWDTKL/29/NB/XX/HDW/NG	Trapezoid 29" Height HDW Only No Book Storage Nylon Glides	$70.36
CI-IWDTKL/29/NB/XX/HDW/SF	Trapezoid 29" Height HDW Only No Book Storage FltSoloGlds	$72.84
CI-IWDTKL/29/NB/XX/HDW/SG	Trapezoid 29" Height HDW Only No Book Storage Steel Glides	$70.36
CI-IWDTKL/A/BB/XX/BXX/HDW/NG	Trapezoid Adj. Height HDW Only Book Box Storage Nylon Glides	$105.73
CI-IWDTKL/A/BB/XX/BXX/HDW/SF	Trapezoid Adj. Height HDW Only Book Box Storage FltSoloGlds	$108.21
CI-IWDTKL/A/BB/XX/BXX/HDW/SG	Trapezoid Adj. Height HDW Only Book Box Storage Steel Glides	$105.73
CI-IWDTKL/A/BBBH/XX/BXX/HDW/NG	Trapezoid Adj. Height HDW Only Book Box/Bag Hook StrgNylonGlds	$108.97
CI-IWDTKL/A/BBBH/XX/BXX/HDW/SF	Trapezoid Adj. Height HDW Only BookBox/BagHookStrg FltSoloGlds	$111.45
CI-IWDTKL/A/BBBH/XX/BXX/HDW/SG	Trapezoid Adj. Height HDW Only Book Box/Bag Hook Strg Stl Glds	$108.97
CI-IWDTKL/A/BH/XX/HDW/NG	Trapezoid Adj. Height HDW Only Book Bag Hook Storage Nylon Glds	$87.76
CI-IWDTKL/A/BH/XX/HDW/SF	Trapezoid Adj. Height HDW Only Book Bag Hook Strg FltSoloGlds	$90.24
CI-IWDTKL/A/BH/XX/HDW/SG	Trapezoid Adj. Height HDW Only Book Bag Hook Storage Steel Glds	$87.76
CI-IWDTKL/A/BR/XX/HDW/NG	Trapezoid Adj. Height HDW Only Book Basket Storage Nylon Glides	$97.10
CI-IWDTKL/A/BR/XX/HDW/SF	Trapezoid Adj. Height HDW Only Book Basket Storage FltSoloGlds	$99.58
CI-IWDTKL/A/BR/XX/HDW/SG	Trapezoid Adj. Height HDW Only Book Basket Storage Steel Glides	$97.10
CI-IWDTKL/A/BRBH/XX/HDW/NG	Trapezoid Adj. Height HDW Only Book Bskt/BagHook StrgNylonGlds	$100.34
CI-IWDTKL/A/BRBH/XX/HDW/SF	Trapezoid Adj. Height HDW Only BookBskt/BagHookStrg FltSoloGlds	$102.82
CI-IWDTKL/A/BRBH/XX/HDW/SG	Trapezoid Adj. Height HDW Only Book Bskt/Bag Hook Strg Stl Glds	$100.34
CI-IWDTKL/A/NB/XX/HDW/NG	Trapezoid Adj. Height HDW Only No Book Storage Nylon Glides	$84.52
CI-IWDTKL/A/NB/XX/HDW/SF	Trapezoid Adj. Height HDW Only No Book Storage FltSoloGlds	$87.00
CI-IWDTKL/A/NB/XX/HDW/SG	Trapezoid Adj. Height HDW Only No Book Storage Steel Glides	$84.52

NEW YORK FACETIME WAVE MODEL PRICE LIST

Date: 8/1/2022

TRAPEZOID DESK WITH TOP

CI-IWDTKL, CI-IWDTKH	***Facetime Wave Trapezoid Desk 4-Leg - Laminate Top or Hard Plastic Top***
29. A	***Height (29"), Adjustable (A)***
BB,BBBH,BH,BR,BRBH,NB	***BookBox, BookBox&BookHook, BookHook, BookBskt, BookBskt&BookHook, NoStrg/Accessories***
XX/LXX/EXX	***Paint Color / Laminate Color / Edge Color***
BXX	***Book Box Color***
NG, SF, SG	***Nylon Glides, Felt Solo Glides, Steel Glides***
FAMILY NAME:	***IWDTK***

Model Number	Description	Price
CI-IWDTKH/29/BB/XX/BXX/LXX/NG	Trapezoid 29" Hgt HrdPlstc Top Book Box Storage Nylon Glides	$135.61
CI-IWDTKH/29/BB/XX/BXX/LXX/SF	Trapezoid 29" Hgt HrdPlstc Top Book Box Storage FltSoloGlds	$138.09
CI-IWDTKH/29/BB/XX/BXX/LXX/SG	Trapezoid 29" Hgt HrdPlstc Top Book Box Storage Steel Glides	$135.61
CI-IWDTKH/29/BBBH/XX/BXX/LXX/NG	Trapezoid 29" Hgt HrdPlstc Top Book Box/Bag Hook Strg NylonGlds	$138.81
CI-IWDTKH/29/BBBH/XX/BXX/LXX/SF	Trapezoid 29" Hgt HrdPlstc Top Book Box/Bag Hook Strg FltSoloGlds	$141.29
CI-IWDTKH/29/BBBH/XX/BXX/LXX/SG	Trapezoid 29" Hgt HrdPlstc Top Book Box/Bag Hook Storage StlGlds	$138.81
CI-IWDTKH/29/BH/XX/LXX/NG	Trapezoid 29" Hgt HrdPlstc Top Book Bag Hook Storage Nylon Glds	$117.69
CI-IWDTKH/29/BH/XX/LXX/SF	Trapezoid 29" Hgt HrdPlstc Top Book Bag Hook Storage FltSoloGlds	$120.17
CI-IWDTKH/29/BH/XX/LXX/SG	Trapezoid 29" Hgt HrdPlstc Top Book Bag Hook Storage Steel Glds	$117.69
CI-IWDTKH/29/BR/XX/LXX/NG	Trapezoid 29" Hgt HrdPlstc Top Book Basket Storage Nylon Glides	$126.99
CI-IWDTKH/29/BR/XX/LXX/SF	Trapezoid 29" Hgt HrdPlstc Top Book Basket Storage FltSoloGlds	$129.47
CI-IWDTKH/29/BR/XX/LXX/SG	Trapezoid 29" Hgt HrdPlstc Top Book Basket Storage Steel Glides	$126.99
CI-IWDTKH/29/BRBH/XX/LXX/NG	Trapezoid 29" Hgt HrdPlstc Top Book Bskt/Bag Hook Strg NylonGlds	$130.19
CI-IWDTKH/29/BRBH/XX/LXX/SF	Trapezoid 29" Hgt HrdPlstc Top Book Bskt/BagHookStrg FltSoloGlds	$132.67
CI-IWDTKH/29/BRBH/XX/LXX/SG	Trapezoid 29" Hgt HrdPlstc Top Book Bskt/Bag Hook Strg Stl Glds	$130.19
CI-IWDTKH/29/NB/XX/LXX/NG	Trapezoid 29" Hgt HrdPlstc Top No Book Storage Nylon Glides	$114.49
CI-IWDTKH/29/NB/XX/LXX/SF	Trapezoid 29" Hgt HrdPlstc Top No Book Storage FltSoloGlds	$116.97
CI-IWDTKH/29/NB/XX/LXX/SG	Trapezoid 29" Hgt HrdPlstc Top No Book Storage Steel Glides	$114.49
CI-IWDTKH/A/BB/XX/BXX/LXX/NG	Trapezoid Adj. Hgt HrdPlstc Top Book Box Storage Nylon Glides	$149.77
CI-IWDTKH/A/BB/XX/BXX/LXX/SF	Trapezoid Adj. Hgt HrdPlstc Top Book Box Storage FltSoloGlds	$152.25
CI-IWDTKH/A/BB/XX/BXX/LXX/SG	Trapezoid Adj. Hgt HrdPlstc Top Book Box Storage Steel Glides	$149.77
CI-IWDTKH/A/BBBH/XX/BXX/LXX/NG	Trapezoid Adj. Hgt HrdPlstc Top Book Box/Bag Hook StrgNylonGlds	$152.97
CI-IWDTKH/A/BBBH/XX/BXX/LXX/SF	Trapezoid Adj. Hgt HrdPlstc Top BookBox/BagHookStrg FltSoloGlds	$155.45
CI-IWDTKH/A/BBBH/XX/BXX/LXX/SG	Trapezoid Adj. Hgt HrdPlstc Top Book Box/Bag Hook Strg Stl Glds	$152.97
CI-IWDTKH/A/BH/XX/LXX/NG	Trapezoid Adj. Hgt HrdPlstc Top Book Bag Hook Storage Nylon Glds	$131.85
CI-IWDTKH/A/BH/XX/LXX/SF	Trapezoid Adj. Hgt HrdPlstc Top Book Bag Hook Strg FltSoloGlds	$134.33
CI-IWDTKH/A/BH/XX/LXX/SG	Trapezoid Adj. Hgt HrdPlstc Top Book Bag Hook Storage Steel Glds	$131.85
CI-IWDTKH/A/BR/XX/LXX/NG	Trapezoid Adj. Hgt HrdPlstc Top Book Basket Storage Nylon Glides	$141.15
CI-IWDTKH/A/BR/XX/LXX/SF	Trapezoid Adj. Hgt HrdPlstc Top Book Basket Storage FltSoloGlds	$143.63
CI-IWDTKH/A/BR/XX/LXX/SG	Trapezoid Adj. Hgt HrdPlstc Top Book Basket Storage Steel Glides	$141.15
CI-IWDTKH/A/BRBH/XX/LXX/NG	Trapezoid Adj. Hgt HrdPlstc Top Book Bskt/BagHook StrgNylonGlds	$144.35
CI-IWDTKH/A/BRBH/XX/LXX/SF	Trapezoid Adj. Hgt HrdPlstc Top BookBskt/BagHookStrg FltSoloGlds	$146.83
CI-IWDTKH/A/BRBH/XX/LXX/SG	Trapezoid Adj. Hgt HrdPlstc Top Book Bskt/Bag Hook Strg Stl Glds	$144.35
CI-IWDTKH/A/NB/XX/LXX/NG	Trapezoid Adj. Hgt HrdPlstc Top No Book Storage Nylon Glides	$128.65
CI-IWDTKH/A/NB/XX/LXX/SF	Trapezoid Adj. Hgt HrdPlstc Top No Book Storage FltSoloGlds	$131.13
CI-IWDTKH/A/NB/XX/LXX/SG	Trapezoid Adj. Hgt HrdPlstc Top No Book Storage Steel Glides	$128.65
CI-IWDTKL/29/BB/XX/BXX/LXX/EXX/NG	Trapezoid 29" Hgt Laminate Top Book Box Storage Nylon Glides	$138.05
CI-IWDTKL/29/BB/XX/BXX/LXX/EXX/SF	Trapezoid 29" Hgt Laminate Top Book Box Storage FltSoloGlds	$140.53
CI-IWDTKL/29/BB/XX/BXX/LXX/EXX/SG	Trapezoid 29" Hgt Laminate Top Book Box Storage Steel Glides	$138.05
CI-IWDTKL/29/BBBH/XX/BXX/LXX/EXX/NG	Trapezoid 29" Hgt Laminate Top Book Box/Bag Hook Strg NylonGlds	$141.29
CI-IWDTKL/29/BBBH/XX/BXX/LXX/EXX/SF	Trapezoid 29" Hgt Laminate Top Book Box/Bag Hook Strg FltSoloGld	$143.77
CI-IWDTKL/29/BBBH/XX/BXX/LXX/EXX/SG	Trapezoid 29" Hgt Laminate Top Book Box/Bag Hook Storage StlGlds	$141.29
CI-IWDTKL/29/BH/XX/LXX/EXX/NG	Trapezoid 29" Hgt Laminate Top Book Bag Hook Storage Nylon Glds	$120.08
CI-IWDTKL/29/BH/XX/LXX/EXX/SF	Trapezoid 29" Hgt Laminate Top Book Bag Hook Storage FltSoloGlds	$122.56
CI-IWDTKL/29/BH/XX/LXX/EXX/SG	Trapezoid 29" Hgt Laminate Top Book Bag Hook Storage Steel Glds	$120.08
CI-IWDTKL/29/BR/XX/LXX/EXX/NG	Trapezoid 29" Hgt Laminate Top Book Basket Storage Nylon Glides	$129.42
CI-IWDTKL/29/BR/XX/LXX/EXX/SF	Trapezoid 29" Hgt Laminate Top Book Basket Storage FltSoloGlds	$131.90
CI-IWDTKL/29/BR/XX/LXX/EXX/SG	Trapezoid 29" Hgt Laminate Top Book Basket Storage Steel Glides	$129.42

NEW YORK FACETIME WAVE MODEL PRICE LIST

Date: 8/1/2022

CI-IWDTKL/29/BRBH/XX/LXX/EXX/NG	Trapezoid 29" Hgt Laminate Top Book Bskt/Bag Hook Strg NylonGlds	$132.66
CI-IWDTKL/29/BRBH/XX/LXX/EXX/SF	Trapezoid 29" Hgt Laminate Top Book Bskt/BagHookStrg FltSoloGlds	$135.14
CI-IWDTKL/29/BRBH/XX/LXX/EXX/SG	Trapezoid 29" Hgt Laminate Top Book Bskt/Bag Hook Strg Stl Glds	$132.66
CI-IWDTKL/29/NB/XX/LXX/EXX/NG	Trapezoid 29" Hgt Laminate Top No Book Storage Nylon Glides	$116.84
CI-IWDTKL/29/NB/XX/LXX/EXX/SF	Trapezoid 29" Hgt Laminate Top No Book Storage FltSoloGlds	$119.32
CI-IWDTKL/29/NB/XX/LXX/EXX/SG	Trapezoid 29" Hgt Laminate Top No Book Storage Steel Glides	$116.84
CI-IWDTKL/A/BB/XX/BXX/LXX/EXX/NG	Trapezoid Adj. Hgt Laminate Top Book Box Storage Nylon Glides	$152.21
CI-IWDTKL/A/BB/XX/BXX/LXX/EXX/SF	Trapezoid Adj. Hgt Laminate Top Book Box Storage FltSoloGlds	$154.69
CI-IWDTKL/A/BB/XX/BXX/LXX/EXX/SG	Trapezoid Adj. Hgt Laminate Top Book Box Storage Steel Glides	$152.21
CI-IWDTKL/A/BBBH/XX/BXX/LXX/EXX/NG	Trapezoid Adj. Hgt Laminate Top Book Box/Bag Hook StrgNylonGlds	$155.45
CI-IWDTKL/A/BBBH/XX/BXX/LXX/EXX/SF	Trapezoid Adj. Hgt Laminate Top BookBox/BagHookStrg FltSoloGlds	$157.93
CI-IWDTKL/A/BBBH/XX/BXX/LXX/EXX/SG	Trapezoid Adj. Hgt Laminate Top Book Box/Bag Hook Strg Stl Glds	$155.45
CI-IWDTKL/A/BH/XX/LXX/EXX/NG	Trapezoid Adj. Hgt Laminate Top Book Bag Hook Storage Nylon Glds	$134.24
CI-IWDTKL/A/BH/XX/LXX/EXX/SF	Trapezoid Adj. Hgt Laminate Top Book Bag Hook Strg FltSoloGlds	$136.72
CI-IWDTKL/A/BH/XX/LXX/EXX/SG	Trapezoid Adj. Hgt Laminate Top Book Bag Hook Storage Steel Glds	$134.24
CI-IWDTKL/A/BR/XX/LXX/EXX/NG	Trapezoid Adj. Hgt Laminate Top Book Basket Storage Nylon Glides	$143.58
CI-IWDTKL/A/BR/XX/LXX/EXX/SF	Trapezoid Adj. Hgt Laminate Top Book Basket Storage FltSoloGlds	$146.06
CI-IWDTKL/A/BR/XX/LXX/EXX/SG	Trapezoid Adj. Hgt Laminate Top Book Basket Storage Steel Glides	$143.58
CI-IWDTKL/A/BRBH/XX/LXX/EXX/NG	Trapezoid Adj. Hgt Laminate Top Book Bskt/BagHook StrgNylonGlds	$146.82
CI-IWDTKL/A/BRBH/XX/LXX/EXX/SF	Trapezoid Adj. Hgt Laminate Top BookBskt/BagHookStrg FltSoloGlds	$149.30
CI-IWDTKL/A/BRBH/XX/LXX/EXX/SG	Trapezoid Adj. Hgt Laminate Top Book Bskt/Bag Hook Strg Stl Glds	$146.82
CI-IWDTKL/A/NB/XX/LXX/EXX/NG	Trapezoid Adj. Hgt Laminate Top No Book Storage Nylon Glides	$131.00
CI-IWDTKL/A/NB/XX/LXX/EXX/SF	Trapezoid Adj. Hgt Laminate Top No Book Storage FltSoloGlds	$133.48
CI-IWDTKL/A/NB/XX/LXX/EXX/SG	Trapezoid Adj. Hgt Laminate Top No Book Storage Steel Glides	$131.00

NEW YORK FLEXSTATION COMPONENT PRICE LIST

Date: 8/1/2022

Part Number	Description	Unit Price
06.0200	Privacy Screen Rachet Rivet	$0.19
06.0202.X	Gray Fastex Bumper	$0.15
06.0203.X	Wireway Clip Rigid PVC - Black Drilled	$1.11
06.0301.XX.X	Worksurface Grommet	$0.92
06.0302.XX.X	Worksurface Grommet Cover	$0.89
06.1620.XX	1" x 2" x 16 Gauge Plug	$0.21
06.1621.XX	1" x 2" x 14 Gauge Plug	$0.37
06.2000.21.BL	Door Ext Std 36" Corner = 21.5"	$16.24
06.2000.26.BL	Door Ext Trans 36" Corner = 26.5"	$24.35
06.2000.27.BL	Door Ext Std 42" Corner = 27.5"	$24.97
06.2000.30.BL	Door Ext Power/Data-30 (22.8")	$25.02
06.2000.31.BL	Door Ext Power/Data-31 (30.4")	$25.15
06.2000.33.BL	Door Ext Std 48" Corner = 33.5"	$27.76
06.2000.36.BL	Door Ext Power/Data-36 (28.8")	$27.83
06.2000.38.BL	Door Ext Trans 48" Corner = 38.5"	$32.48
06.2000.42.BL	Door Ext Power/Data-42 (34.8")	$32.50
06.2000.48.BL	Door Ext Power/Data-48 (40.8")	$33.16
06.2000.54.BL	Door Ext Power/Data-54 (46.8")	$33.85
06.2000.60.BL	Pwer Up Door 60" Extru Mstr (52.8")	$34.53
06.2000.72.BL	WZ Door Powerup/Data (64.8")	$35.20
06.2100.XX	Wireway Cover Cap	$0.83
07.2200.15.XX	4.69" Scuff Plate	$2.15
07.2200.24.XX	10.69" Scuff Plate	$3.58
07.2200.30.XX	16.94" Scuff Plate	$4.97
07.2229.27.XX.X	Wireway Universal 21.190	$10.18
07.2229.29.XX.X	Wireway Universal 23.190"	$10.24
07.2229.42.XX.X	Wireway Universal 36.190"	$14.89
07.2230.27.XX.X	Wireway Universal 21.190	$10.18
07.2230.29.XX.X	Wireway Universal 23.190	$10.24
07.2230.42.XX.X	Wireway Universal 36.190	$14.89
07.2234.27.XX.X	Wireway Universal 21.190"	$8.82
07.2234.29.XX.X	Wireway Universal 23.190"	$9.48
07.2234.42.XX.X	Wireway Universal 36.190"	$13.54
07.2235.27.XX	Wireway Insert Universal Streamline 23.130"	$7.91
07.2235.29.XX	Wireway Insert Universal Streamline 25.130"	$9.12
07.2235.42.XX	Wireway Insert Universal Streamline 38.130"	$12.77
07.2236.27.XX	Wireway Insert Universal Streamline 23.130"	$7.91
07.2236.29.XX	Wireway Insert Universal Streamline 25.130"	$9.12
07.2236.42.XX	Wireway Insert Universal Streamline 38.130"	$12.77
07.2237.27.XX	Wireway Insert Universal Streamline 23.130"	$7.91
07.2237.29.XX	Wireway Insert Universal Streamline 25.130"	$9.12
07.2237.42.XX	Wireway Insert Universal Streamline 38.130"	$12.77
10.0130.X	Glide For Ped Base And Lineal	$0.52
10.0146.X	Workzone Leg Insert 5/16-18	$0.76
10.1427.X	1-1/8" Glide For Crt Table	$0.41
10.1429	5/16-18 x 2" Delta Glide	$0.34
12.0035	#10-24 x 1/2" Screw	$0.06
12.0036.X	Leg Screw #12 x 2-3/4 T/S Phil Pan AB Zinc	$0.17
12.0045.BLK	#10 x 5/8" Screw	$0.04
12.0058.BLK	Screws #14 X 5/8"Tap PPH	$0.04
12.0066	Tebco Bag of Hardware	$1.01
12.0067	Tebco Bag of Hardware	$0.79
12.0080.TM	.375 Eyelit	$0.20
12.0166.X	#12 x 1 T/S Phil Pan A Zinc	$0.05
12.0170	#10-24 x 7/16" T-Nut	$0.15

NEW YORK FLEXSTATION COMPONENT PRICE LIST

Date: 8/1/2022

Part Number	Description	Unit Price
12.0190.TM	#10-32 x 1/2" PPH Type 25 Screw	$0.03
12.0240	#10 x 1" Screw	$0.04
12.0272	Screw #10X3/4" #8HD SMPPH Zinc	$0.05
12.0615	5/16x18 Zinc Hex Jam Nut	$0.08
12.1965	12 1-1/2" PPH SMS Zinc	$0.06
12.3001.X	Mounting Bracket, Black	$2.41
12.3004	#10-24 x 1/4 TCS PP	$0.13
12.4992	Hefele Connecting Bolt	$0.21
12.4993	Hafele Bronzed Housing	$0.19
12.4994.XX.X	Hafele Cover Cap	$0.02
12.4996	5/16 - 18 Insert Nut "D"	$0.06
13.1015	7/8" Finish Nail	$0.02
13.2241.X	Y-Block Connector	$6.58
13.6151	Workzone Privacy Screen Assembly Instructions	$0.01
13.6152	Open Shelf Instructions	$0.01
13.6153	Dual Flipper Instructions	$0.01
13.8000.X	Workzone Articulating Arm Slide	$122.98
14.0001.30.X	30" 8-Wire Harness	$40.80
14.0001.36.X	36" 8-Wire Harness	$44.11
14.0001.42.X	42" 8-Wire Harness	$46.28
14.0001.48.X	48" 8-Wire Harness	$48.20
14.0001.54.X	54" 8-Wire Harness	$50.81
14.0001.60.X	60" 8-Wire Harness	$52.61
14.2260.108XX.X	PowerUp Module With 108" Cord & Comm Ports	$46.24
14.2260.180XX.X	PowerUp Module With 180" Cord & Comm Ports	$48.51
14.2260.22.XX.X	PowerUp Module With 22" Cord & Comm Ports	$42.76
14.2260.36.XX	PowerUp Module With 36" Cord & Comm Ports	$44.00
20523	Lock Core & Key	$3.27
26.0210	Hot Melt 34-2642 (Per Pound)	$5.04
26.0300	Water Based Adhesive (Per Gallon)	$72.39
27.XXXX.XXXX	Intek Fabric (Including Upholstery Labor)	$27.88
28.90.9022.S.X	Stanza Task Light VI Double Arm Sand	$155.65
28.90.90BM.XX.X	Table Base	$68.75
28.90.90EM.B.X	Metal Clamp	$24.35
28.90.90RM.32.X	32" Rail Mount - Black	$39.07
31.12.0988	Leg Screw #12 x 1-3/4 T/S Phil Pan AB Zinc-Streamline	$0.08
31.12.9030	5/32 Hex Key LG Arm	$0.20
31.12.9037.X	#8 x 5/8" T/S Phil Flat A Map Black	$0.03
31.13.0454	M Series Lock And Housing ESP	$4.06
31.13.0457.X	Center Lock Eyelet	$0.46
31.13.0475.XX.X	Keyboard Tray	$37.49
31.13.0479.XX	Keyboard Drawer	$59.75
31.13.0892	Integral Wrist Rest	$24.40
31.13.0893	Universal Wrist Rest	$27.18
31.13.1106.X	Overhead Slide	$7.65
33.ADDER.17.X	17" Adder W/Interconnect Kit, Mounting Kit	$94.53
33.ADDER.31.X	31" Adder W/Interconnect Kit, Mounting Kit	$162.05
33.ADDER.44.X	44" Adder W/Interconnect Kit, Mounting Kit	$216.07
33.ADDER.58.X	58" Adder W/Interconnect Kit, Mounting Kit	$287.27
33.REED.17.X	LED Tasklight -17" Standard Output/9 Watts/15W Power Supply	$127.67
33.REED.31.X	LED Tasklight -31" Standard Output/18 Watts/60W Power Supply	$197.66
33.REED.44.X	LED Tasklight -44" Standard Output/25 Watts/60W Power Supply	$260.27
33.REED.58.X	LED Tasklight -58" Standard Output/33.6 Watts/60W Power Supply	$330.24
44.0001	90 Privacy Screen Splice Plate - Raw	$6.50
44.0001.BL.X	90 Privacy Screen Splice Plate - Black	$7.04

NEW YORK FLEXSTATION COMPONENT PRICE LIST

Date: 8/1/2022

Part Number	Description	Unit Price
44.0002	45 Privacy Screen Splice Plate - Raw	$2.79
44.0002.BL.X	45 Privacy Screen Splice Plate - Black	$3.31
44.0003	Splice Plate Privacy Screen - Raw	$3.05
44.0003.BL.X	Splice Plate Privacy Screen - Black	$3.59
44.0006	Vertical Wireway - Raw	$8.23
44.0006.XX	Vertical Wireway - Painted	$8.89
44.0009.54.XX	54" Flipper Bottom - Painted/Packaged	$55.75
44.0009.60.XX	60" Flipper Bottom - Painted/Packaged	$50.53
44.0009.72.XX	72" Flipper Bottom - Painted/Packaged	$53.47
44.0010.30	30" Shelf/Flipper Bottom - Raw	$45.16
44.0010.30.XX	30" Shelf/Flipper Bottom - Painted/Packaged	$46.91
44.0010.36	36" Shelf/Flipper Bottom - Raw	$47.93
44.0010.36.XX	36" Shelf/Flipper Bottom - Painted/Packaged	$49.84
44.0010.42.XX	42" Shelf/Flipper Bottom - Painted/Packaged	$52.29
44.0010.48	48" Shelf/Flipper Bottom - Raw	$53.92
44.0010.48.XX	48" Shelf/Flipper Bottom - Painted/Packaged	$55.70
44.0010.54.XX	54" Shelf/Flipper Bottom - Painted/Packaged	$57.17
44.0010.60	60" Shelf/Flipper Bottom - Raw	$56.12
44.0010.60.XX	60" Shelf/Flipper Bottom - Painted/Packaged	$58.53
44.0010.66.XX	66" Shelf/Flipper Bottom - Painted/Packaged	$59.93
44.0010.72.XX	72" Shelf/Flipper Bottom - Painted/Packaged	$61.54
44.0011.30	30" Flipper Top - Raw	$28.96
44.0011.30.XX	30" Flipper Top - Painted/Packaged	$30.72
44.0011.36	36" Flipper Top - Raw	$31.88
44.0011.36.XX	36" Flipper Top - Painted/Packaged	$33.65
44.0011.42.XX	42" Flipper Top - Painted/Packaged	$36.96
44.0011.48	48" Flipper Top - Raw	$37.60
44.0011.48.XX	48" Flipper Top - Painted/Packaged	$39.36
44.0011.54.XX	54" Flipper Top - Painted/Packaged	$41.83
44.0011.60	60" Flipper Bottom - Raw	$43.65
44.0011.60.XX	60" Flipper Top - Painted/Packaged	$44.99
44.0011.72	72" Flipper Top - Raw	$47.50
44.0011.72.XX	72" Flipper Top - Painted/Packaged	$49.27
44.1657.52	Worksurface Stiffener - Hat Shaped	$4.91
44.2001.26	Pwr/Data Div. 25.7" Metal	$10.82
44.2001.30	30" Trough Power/Data Divider	$11.11
44.2001.32	32" Trough Power/Data Divider	$12.28
44.2001.36	36" Trough Power/Data Divider	$13.44
44.2001.42	42" Trough Power-Data Divider	$13.61
44.2001.48	48" Trough Power/Data Divider	$14.91
44.2001.60	60" Trough Power/Data Divider	$15.20
44.2001.66	66" Trough Power/Data Divider	$15.79
44.2001.72	72" Trough Power/Data Divider	$16.37
44.2002	PowerUp Table To Table Wireway - Raw	$7.59
44.2002.BL	PowerUp Table To Table Wireway - Black	$8.19
44.2006	Splice Plate - Galvanized	$1.94
44.2006.RAW	Splice Plate - Flat Powerup -Raw	$1.66
44.2006.SET	Splice Plate - Flat Black - Set of Two	$3.69
44.2007.X	PowerUp Door Clip	$3.48
46.0052.A	Hardware Kit - Low/Reg Shelf	$1.90
46.0052.H	Hardware Kit - Overhead	$2.48
46.0052.I	Hardware Kit KD 2 Enh. Lam Overhead	$3.69
46.0052.N	Hardware Kit Enhanced Overhead	$2.42
46.0052.W	Hardware Kit - Universal Enhanced Overhead	$3.01
46.0052.Y	Hardware Kit - WZ Enhanced Open Shelf	$3.12

NEW YORK FLEXSTATION COMPONENT PRICE LIST

Date: 8/1/2022

Part Number	Description	Unit Price
46.0222.L.RAW	Weldment Overhead Side Panel Left - Raw	$17.13
46.0222.R.RAW	Weldment Overhead Side Panel Right - Raw	$17.13
46.0222.RAW	Assembled Overhead Side Set Raw	$34.27
46.0222.XX	Assembled Overhead Side Set Painted	$40.31
46.0782.24	18.5" Table Jumper Cable	$38.58
46.0782.45	45" 10-Wire 6-2-2 Vertical Jumper	$40.93
46.0782.51.X	51" 10-Wire 6-2-2 Vertical Jumper	$42.09
46.0782.57.X	57" 10-Wire 6-2-2 Vertical Jumper	$46.66
46.0782.63.X	63" 10-Wire 6-2-2 Vertical Jumper	$54.02
46.0782.69.X	69" 10-Wire 6-2-2 Vertical Jumper	$56.48
46.0784.22	Table Base Feed 10-Wire	$81.85
46.0784.23	Table Base Feed 10-Wire	$84.18
46.0784.48	Table Base Feed 10-Wire	$87.69
46.1615.30.XX	30" Notched Full Modesty Panel	$52.61
46.1615.36.XX	36" Notched Full Modesty Panel	$54.95
46.1615.42.XX	42" Notched Full Modesty Panel	$57.29
46.1615.48.XX	48" Notched Full Modesty Panel	$60.80
46.1615.54.XX	54" Notched Full Modesty Panel	$64.31
46.1615.60.XX	60" Notched Full Modesty Panel	$70.15
46.1615.66.XX	66" Notched Full Modesty Panel	$75.99
46.1615.72.XX	72" Notched Full Modesty Panel	$81.85
46.1978.EP.XX	End Panel Gap Filler	$11.70
46.1978.IL.XX	In-Line Gap Filler	$11.70
46.2165.1527.XX	15" x 27" Universal Streamline Leg	$25.53
46.2165.1529.XX	15" x 29" Universal Streamline Leg	$26.74
46.2165.2427.XX	24" x 27" Universal Streamline Leg	$27.98
46.2165.2429.XX	24" x 29" Universal Streamline Leg	$29.19
46.2165.3027.XX	30" x 27" Universal Streamline Leg	$30.40
46.2165.3029.XX	30" x 29" Universal Streamline Leg	$31.61
46.2165.3042.XX	30" x 42" Universal Streamline Leg	$34.06
46.2178.27.X	27" Tube .058X1"X2.13" for Streamline Leg	$3.80
46.2178.29.X	29" Tube .058X1"X2.13" for Streamline Leg	$4.16
46.2178.42.X	42" Tube .058X1"X2.13" for Streamline Leg	$5.43
46.2185.1529.XX	15x29 Streamline Shared Transistion Leg	$64.31
46.2185.2429.XX	24x29 Streamline Shared Transistion Leg	$66.64
46.3918.15	15" Assembly Streamlined Foot	$9.64
46.3918.24	24" Assembly Streamlined Foot	$10.23
46.3918.30	30" Assembly Streamlined Foot	$15.79
46.4023.30.XX	30" Cross Brace Basic	$28.42
46.4023.36.XX	36" Cross Brace Basic	$29.77
46.4023.42.XX	42" Cross Brace Basic	$31.13
46.4023.48.XX	48" Cross Brace Basic	$32.48
46.4023.54.XX	54" Cross Brace Basic	$33.85
46.4023.60.XX	60" Cross Brace Basic	$35.20
46.4023.66.XX	66" Cross Brace Basic	$36.53
46.4023.72.XX	72" Cross Brace Basic	$54.14
46.4026.36.XX	36" Cross Tube Corner Trans.	$28.42
46.4026.42.XX	42" Cross Tube Corner Trans.	$29.77
46.4026.48.XX	48" Cross Tube Corner Trans.	$31.13
46.4027.36.XX	36" Cross Tube Corner Std.	$28.42
46.4027.42.XX	42" Cross Tube Corner Std.	$29.77
46.4027.48.XX	48" Cross Tube Corner Std.	$31.13
47.0552.30	30" 10-Wire Harness	$41.30
47.0552.36	36" 10-Wire Harness	$43.36
47.0552.42	42" 10-Wire Harness	$45.55

NEW YORK FLEXSTATION COMPONENT PRICE LIST

Date: 8/1/2022

Part Number	Description	Unit Price
47.0552.48	48" 10-Wire Harness	$47.41
47.0552.54	54" 10-Wire Harness	$49.96
47.0552.60	60" 10-Wire Harness	$47.62
47.0552.72	72" 10-Wire Harness	$50.34
47.0568.20	Universal 622 Retro to 8 Wire 422 - 20"	$29.23
47.0568.30	30" 8-Wire to 10-Wire Adadpter Flexstation	$35.08
47.0766	622 Quad Block	$8.77
48.0268.12	12" 622 Plug to Plug Jumper	$19.88
53.2261.BL	PowerUp Guard	$7.25
53.5951	Leg Weldment 27.5"	$37.00
53.6156	L/U Shaped Grommet	$0.81
54032	Venus Tasklight Cantilever Bracket	$2.74
54033.24	24" Fabric Trim Extrusion	$3.19
54033.30	30" Fabric Trim Extrusion	$3.32
54033.36	36" Fabric Trim Extrusion	$3.43
54033.42	42" Fabric Trim Extrusion	$3.57
54033.48	48" Fabric Trim Extrusion	$3.91
54033.54	54" Fabric Trim Extrusion	$4.25
54033.60	60" Fabric Trim Extrusion	$4.62
54033.72	72" Fabric Trim Extrusion	$4.97
61.4200.24.T.F	24" Front KB Trans Privacy Screen	$59.84
61.4200.30.T.F	30" Front KB Trans Privacy Screen	$64.03
61.4200.30.TR.F	Front Triangle Trans Privacy Screen	$59.23
61.4200.30.X	30" Front Privacy Screen	$33.71
61.4200.36.X	36" Front Privacy Screen	$35.11
61.4200.42.X	42" Front Privacy Screen	$43.47
61.4200.48.X	48" Front Privacy Screen	$51.84
61.4200.54.X	54" Front Privacy Screen	$56.02
61.4201.24.T.F	24" Back KB Trans Privacy Screen	$50.96
61.4201.30.T.F	30" Back KB Trans Privacy Screen	$55.16
61.4201.30.TR.F	Back Triangle Trans Privacy Screen	$50.47
61.4201.30.X	30" Back Privacy Screen	$28.71
61.4201.36.X	36" Back Privacy Screen	$30.11
61.4201.42.X	42" Back Privacy Screen	$38.48
61.4201.48.X	48" Back Privacy Screen	$46.83
61.4201.54.X	54" Back Privacy Screen	$51.04
61.4794	C-Leg 3029 Raw Without Clip	$21.34
85.8050.30.XX	30" Steel Overhead Kit	$223.32
85.8050.36.XX	36" Steel Overhead Kit	$240.86
85.8050.42.XX	42" Steel Overhead Kit	$261.90
85.8050.48.XX	48" Steel Overhead Kit	$270.08
85.8050.54.XX	54" Steel Overhead Kit	$316.86
85.8050.60.XX	60" Steel Overhead Kit	$361.28
85.8051.30.XX	30" Laminate Overhead Kit	$235.01
85.8051.36.XX	36" Laminate Overhead Kit	$252.55
85.8051.42.XX	42" Laminate Overhead Kit	$273.60
85.8051.48.XX	48" Laminate Overhead Kit	$281.78
85.8051.54.XX	54" Laminate Overhead Kit	$328.54
85.8051.60.XX	60" Laminate Overhead Kit	$372.98
85.8060.30.XX	30" Steel Workzone Universal Overhead Kit	$179.03
85.8060.36.XX	36" Steel Workzone Universal Overhead Kit	$192.56
85.8060.42.XX	42" Steel Workzone Universal Overhead Kit	$202.05
85.8060.48.XX	48" Steel Workzone Universal Overhead Kit	$211.52
85.8060.54.XX	54" Steel Workzone Universal Overhead Kit	$257.52
85.8060.60.XX	60" Steel Workzone Universal Overhead Kit	$272.41

NEW YORK FLEXSTATION COMPONENT PRICE LIST

Date: 8/1/2022

Part Number	Description	Unit Price
85.8061.30.XX	30" Laminate Workzone Universal Overhead Kit	$165.02
85.8061.36.XX	36" Laminate Workzone Universal Overhead Kit	$180.22
85.8061.42.XX	42" Laminate Workzone Universal Overhead Kit	$181.51
85.8061.48.XX	48" Laminate Workzone Universal Overhead Kit	$189.11
85.8061.54.XX	54" Laminate Workzone Universal Overhead Kit	$235.76
85.8061.60.XX	60" Laminate Workzone Universal Overhead Kit	$237.62
85.9665.XX	Workzone Center Drawer	$43.78
87.0086.24	22.81" x 17.75" Privacy Screen Front Half	$11.70
87.0086.30	28.81" x 17.75" Privacy Screen Front Half	$14.03
87.0087.24	22.81" x 17.75" Privacy Screen Back Half	$11.70
87.0087.30	28.81" x 17.75" Privacy Screen Back Half	$14.03
87.0088.24	23.87" x 17.75" Privacy Screen Front Half	$14.03
87.0088.24.T	23.87" x 17.75" Privacy Screen Front Half	$14.03
87.0088.24.TS	32.42" x 17.75" Privacy Screen Front Half	$15.20
87.0088.30	29.87" x 17.75" Privacy Screen Front Half	$16.37
87.0088.30.T	28.81" x 17.75" Privacy Screen Front Half	$16.37
87.0088.30.TS	40.92" x 17.75" Privacy Screen Front Half	$17.54
87.0088.36	35.87" x 17.75" Privacy Screen Front Half	$18.71
87.0088.36.C	34.81" x 17.75" Privacy Screen Front Half	$18.71
87.0088.42	41.87" x 17.75" Privacy Screen Front Half	$21.05
87.0088.42.C	40.81" x 17.75" Privacy Screen Front Half	$21.05
87.0088.48	47.87" x 17.75" Privacy Screen Front Half	$23.38
87.0088.48.C	46.81" x 17.75" Privacy Screen Front Half	$23.38
87.0088.54	53.87" x 17.75" Privacy Screen Front Half	$25.72
87.0089.24	23.87" x 17.75" Privacy Screen Back Half	$14.03
87.0089.24.T	23.87" x 17.75" Privacy Screen Back Half	$14.03
87.0089.24.TS	32.42" x 17.75" Privacy Screen Back Half	$15.20
87.0089.30	29.87" x 17.75" Privacy Screen Back Half	$16.37
87.0089.30.T	28.81" x 17.75" Privacy Screen Back Half	$16.37
87.0089.30.TS	40.92" x 17.75" Privacy Screen Back Half	$17.54
87.0089.36	35.87" x 17.75" Privacy Screen Back Half	$18.71
87.0089.36.C	34.81" x 17.75" Privacy Screen Back Half	$18.71
87.0089.42	41.87" x 17.75" Privacy Screen Back Half	$21.05
87.0089.42.C	40.81" x 17.75" Privacy Screen Back Half	$21.05
87.0089.48	48.87" x 17.75" Privacy Screen Back Half	$23.38
87.0089.48.C	46.81" x 17.75" Privacy Screen Back Half	$23.38
87.0089.54	53.87" x 17.75" Privacy Screen Back Half	$25.72
87.0091.12	12.18" x 17.75" Privacy Screen Front Half	$8.19
87.0091.15	15.31" x 17.75" Privacy Screen Front Half	$9.35
87.0091.18	18.18" x 17.75" Privacy Screen Front Half	$10.52
87.0091.21	21.31" x 17.75" Privacy Screen Front Half	$11.70
87.0092.12	12.18" x 17.75" Privacy Screen Back Half	$8.19
87.0092.15	15.31" x 17.75" Privacy Screen Back Half	$9.35
87.0092.18	18.18" x 17.75" Privacy Screen Back Half	$10.52
87.0092.21	21.31" x 17.75" Privacy Screen Back Half	$11.70
87.0320.XX	Keyboard Set (Packed)	$35.79
87.0648.XX	Keyboard Bracket - Small	$1.74
87.0848.XX	Keyboard Bracket - Large	$2.02
87.2560.WZ.XX	Pkd Set Universal Printer Stand Legs - Painted	$66.54
87.2580.XXXX	10 x 24 Adj Keyboard Pad	$13.60
87.2703.1.XX	Mgt Bracket - Privacy Screen - Enh Glue	$9.82
87.2709.L.BL	Mounting Bracket Left Hand - Slat Rail - Black	$7.02
87.2709.R.BL	Mounting Bracket Right Hand - Slat Rail - Black	$7.02
87.2715.30.O.XX	30" Universal Overhead Mounting Kit	$301.66
87.2715.36.O.XX	36" Universal Overhead Mounting Kit	$308.67

NEW YORK FLEXSTATION COMPONENT PRICE LIST

Date: 8/1/2022

Part Number	Description	Unit Price
87.2715.42.O.XX	42" Universal Overhead Mounting Kit	$313.34
87.2715.48.O.XX	48" Universal Overhead Mounting Kit	$318.02
87.2715.54.O.XX	54" Universal Overhead Mounting Kit	$325.05
87.2715.60.O.XX	60" Universal Overhead Mounting Kit	$329.72
87.2715.72.O.XX	72" Universal Overhead Mounting Kit	$379.99
87.2730.RAW	Mobile Leg - Glides Enh Workzone - Raw	$36.88
87.2730.XX	Mobile Leg - Glides Enh Workzone	$40.22
87.2750.WZ	Bag Hardware - Universal Printer Stand	$1.06
87.2761.WZ	Bag Hardware - Workzone Keyboard	$9.75
87.2840	Swivel Casters - 4 Pack	$20.87
87.3190.WZ.XX	Bottom Feed Shelf	$41.42
87.3190.XX	Bottom Feed Shelf	$41.42
87.3400.30.XX	30" x 27" - Modesty Panel - Painted	$28.57
87.3400.36.XX	36" x 27" - Modesty Panel - Painted	$29.78
87.3400.42.XX	42" x 27" - Modesty Panel - Painted	$31.01
87.3400.48	Modesty Panel - 48 x 27 - Raw	$30.70
87.3400.48.XX	48" x 27" - Modesty Panel - Painted	$32.48
87.3400.54.XX	54" x 27" - Modesty Panel - Painted	$33.44
87.3400.60.XX	60" x 27" - Modesty Panel - Painted	$34.65
87.3400.66	66" x 27" Modesty Panel - Raw	$33.16
87.3400.66.XX	66" x 27" Modesty Panel - Painted	$36.53
87.3400.72	72" x 27" Modesty Panel - Raw	$33.60
87.3400.72.XX	72" x 27" Modesty Panel - Painted	$36.88
87.3401.30	30" x 29" Modesty Panel - Raw	$27.79
87.3401.30.XX	30" x 29" Modesty Panel - Painted	$29.55
87.3401.36	36" x 29" Modesty Panel - Raw	$30.00
87.3401.36.XX	36" x 29" Modesty Panel - Painted	$31.02
87.3401.42	42 x 29 Modesty Panel - Raw	$30.70
87.3401.42.XX	42 x 29 Modesty Panel - Painted	$32.48
87.3401.48	48" x 29" Modesty Panel - Raw	$32.19
87.3401.48.XX	48" x 29" Modesty Panel - Painted	$33.94
87.3401.54	54" x 29" Modesty Panel - Raw	$32.90
87.3401.54.XX	54" x 29" Modesty Panel - Painted	$35.40
87.3401.60	60" x 29" Modesty Panel - Raw	$34.35
87.3401.60.XX	60" x 29" Modesty Panel - Painted	$36.88
87.3401.66	66" x 29" Modesty Panel - Raw	$34.86
87.3401.66.XX	66" x 29" Modesty Panel - Painted	$37.90
87.3401.72	72" x 29" Modesty Panel - Raw	$35.06
87.3401.72.XX	72" x 29" Modesty Panel - Painted	$38.35
87.3405.24	Modesty Panel - 24 x 27 - Rect Wdg - Raw	$22.73
87.3405.24.XX	Modesty Panel - 24 x 27 - Rect Wdg - Painted	$24.51
87.3405.30	Modesty Panel - 30 x 27 - Square Wdg - Raw	$23.41
87.3405.30.XX	Modesty Panel - 30 x 27 - Square Wdg - Painted	$25.19
87.3406.24	Modesty Panel - 24 x 29 - Rect Wedg/Penn - Raw	$22.85
87.3406.24.XX	Modesty Panel - 24 x 29 - Rect Wedg/Penn - Painted	$24.51
87.3406.30	Modesty Panel - 30 x 29 - Square Wdg - Raw	$23.41
87.3406.30.XX	Modesty Panel - 30 x 29 - Square Wdg - Painted	$25.19
87.3410.24.XX	24" x 29" Center Peninsula Modesty Panel	$19.32
87.3415.36	24 x 36 Modesty Panel - 27H - Raw	$26.72
87.3415.36.XX	24 x 36 Modesty Panel - 27H - Painted	$30.83
87.3415.42	24 x 42 Modesty Panel - 27H - Raw	$27.13
87.3415.42.XX	24 x 42 Modesty Panel - 27H - Painted	$31.64
87.3415.48	24 x 48 Modesty Panel - 27H - Raw	$28.42
87.3415.48.XX	24 x 48 Modesty Panel - 27H - Painted	$34.58
87.3416.36	24 x 36 Modesty Panel - 29H - Raw	$27.08

NEW YORK FLEXSTATION COMPONENT PRICE LIST

Date: 8/1/2022

Part Number	Description	Unit Price
87.3416.36.XX	24 x 36 Modesty Panel - 29H - Painted	$30.83
87.3416.42	24 x 42 Modesty Panel - 29H - Raw	$29.77
87.3416.42.XX	24 x 42 Modesty Panel - 29H - Painted	$33.76
87.3416.48	24 x 48 Modesty Panel - 29H - Raw	$31.13
87.3416.48.XX	24 x 48 Modesty Panel - 29H - Painted	$35.23
87.3420.36	24 x 36 Modesty Panel - 27H - Raw	$25.72
87.3420.36.XX	24 x 36 Modesty Panel - 27H - Painted	$31.13
87.3420.42	24 x 42 Modesty Panel - 27H - Raw	$27.08
87.3420.42.XX	24 x 42 Modesty Panel - 27H - Painted	$32.29
87.3420.48	24 x 48 Modesty Panel - 27H - Raw	$28.42
87.3420.48.XX	24 x 48 Modesty Panel - 27H - Painted	$35.23
87.3421.36	24 x 36 Modesty Panel - 29H - Raw	$29.10
87.3421.36.XX	24 x 36 Modesty Panel - 29H - Painted	$32.29
87.3421.42	24 x 42 Modesty Panel - 29H - Raw	$29.77
87.3421.42.XX	24 x 42 Modesty Panel - 29H - Painted	$32.29
87.3421.48	24 x 48 Modesty Panel - 29H - Raw	$32.70
87.3421.48.XX	24 x 48 Modesty Panel - 29H - Painted	$35.23
87.3425.24.L.XX	Modesty Panel Tri-Red 29" Left Hand - Painted	$33.44
87.3425.24.R.XX	Modesty Panel Tri-Red 29" Right Hand - Painted	$33.44
87.3425.30.L.XX	Modesty Panel Tri-Red 29" Left Hand - Painted	$33.44
87.3425.30.R	Modesty Panel Tri-Red 29" Right Hand - Raw	$30.92
87.3425.30.R.XX	Modesty Panel Tri-Red 29" Right Hand - Painted	$33.44
87.3430.24.XX	24/27 Tri Modesty Panel - Painted	$33.46
87.3430.30	30/27 Tri Modesty Panel - Raw	$30.94
87.3430.30.XX	30/27 Tri Modesty Panel - Painted	$33.46
87.3431.24.XX	29" 24 Tri Modesty Panel - Painted	$36.25
87.3431.30	30/29 Tri Modesty Panel - Raw	$32.42
87.3431.30.XX	30/29 Tri Modesty Panel - Painted	$34.93
87.3435.24.L	Modesty Panel 24 x 29 - Left - Raw	$22.10
87.3435.24.L.XX	Modesty Panel 24 x 29 - Left - Painted	$23.84
87.3435.24.R	24 x 29 Modesty Panel - Right - Raw	$22.10
87.3435.24.R.XX	24 x 29 Modesty Panel - Right - Painted	$23.84
87.3435.30.L	Rect. Modesty Panel - Left - Raw	$22.77
87.3435.30.L.XX	Rect. Modesty Panel - Left - Painted	$24.55
87.3435.30.R	Rect. Modesty Panel - Right - Raw	$22.77
87.3435.30.R.XX	Rect. Modesty Panel - Right - Painted	$24.55
87.3440.36.L	36/29 Modesty Panel Corner-Left/Ht Red-Raw	$28.32
87.3440.36.L.XX	36/29 Modesty Panel Corner-Left/Ht Red-Painted	$30.83
87.3440.36.R	36/29 Modesty Panel Corner-Right/Ht Red-Raw	$28.32
87.3440.36.R.XX	36/29 Modesty Panel Corner-Right/Ht Red-Painted	$30.83
87.3440.42.L	42/29 Modesty Panel - Left - Raw	$29.15
87.3440.42.L.XX	42/29 Modesty Panel - Left - Painted	$31.64
87.3440.42.R	42/29 Modesty Panel - Right - Raw	$29.15
87.3440.42.R.XX	42/29 Modesty Panel - Right - Painted	$31.64
87.3440.48.L	48/29 Modesty Panel - Left - Raw	$32.05
87.3440.48.L.XX	48/29 Modesty Panel - Left - Painted	$34.58
87.3440.48.R	48/29 Modesty Panel - Right - Raw	$32.05
87.3440.48.R.XX	48/29 Modesty Panel - Right - Painted	$34.58
87.4100.24.T	24" Front Privacy Screen - Transition	$20.31
87.4100.24.TR	24" Front Privacy Screen - Transition Triangle	$25.10
87.4100.24.X	24" Front Trans Privacy Screen	$25.10
87.4100.30.T	30" Front Privacy Screen - Transition	$27.18
87.4100.30.TR	30" Front Privacy Screen - Transition Triangle	$27.18
87.4100.30.X	30" Front Privacy Screen	$27.18
87.4100.36.C	36" Front Privacy Screen	$30.67

NEW YORK FLEXSTATION COMPONENT PRICE LIST

Date: 8/1/2022

Part Number	Description	Unit Price
87.4100.36.X	36" Front Privacy Screen	$30.67
87.4100.42.C	42" Front Privacy Screen	$32.77
87.4100.42.X	42" Front Privacy Screen	$32.77
87.4100.48.C	48" Front Privacy Screen	$34.86
87.4100.48.X	48" Front Privacy Screen	$34.86
87.4100.54.X	54" Front Privacy Screen	$40.43
87.4101.24.T	24" Back Privacy Screen - Transition	$20.31
87.4101.24.TR	24" Back Privacy Screen - Transition Triangle	$23.00
87.4101.24.X	24" Back Trans Privacy Screen	$23.00
87.4101.30.T	30" Back Privacy Screen - Transition	$25.10
87.4101.30.TR	30" Back Privacy Screen - Transition Triangle	$25.10
87.4101.30.X	30" Back Privacy Screen	$25.10
87.4101.36.C	36" Back Privacy Screen	$30.11
87.4101.36.X	36" Back Privacy Screen	$30.11
87.4101.42.C	42" Back Privacy Screen	$38.48
87.4101.42.X	42" Back Privacy Screen	$38.48
87.4101.48.C	48" Back Privacy Screen	$39.73
87.4101.48.X	48" Back Privacy Screen	$39.73
87.4101.54.X	54" Back Privacy Screen	$41.13
87.4159.RAW	42" Flipper Top - Raw	$34.81
87.4159.XX	42" Flipper Top - Painted	$36.56
87.4160.XX	54" Flipper Top - Painted	$43.56
87.4169.RAW	42" Shelf/Flipper Bottom - Raw	$50.99
87.4169.XX	42" Shelf/Flipper Bottom - Painted	$52.79
87.4170.XX	54" Flipper Bottom - Painted	$47.62
87.4218.WZ	42" Privacy Screen Assembly	$70.91
87.4220.WZ	30" Privacy Screen Assembly	$65.34
87.4221.WZ	36" Privacy Screen Assembly	$68.13
87.4222.WZ	48" Privacy Screen Assembly	$73.71
87.4223.WZ	24" Tran-Comp Privacy Screen Assembly	$62.57
87.4224.WZ	30" Tran-Comp Privacy Screen Assembly	$110.04
87.4225.WZ	24" KB-Comp Privacy Screen Assembly	$113.80
87.4226.WZ	30" KB-Comp Privacy Screen Assembly	$120.46
87.4227.WZ	Tri-Comp Privacy Screen Assembly	$113.34
87.4229.WZ	54" Comp Privacy Screen Assembly	$76.52
87.4230.WZ	Privacy Screen Hardware	$1.38
87.4250	Mounting Bracket-Privacy Screen-R. Rivet-Raw	$5.41
87.4250.L.RAW	Mounting Bracket-Privacy Screen-Glue Style-Raw	$5.41
87.4250.L.XX	Mounting Bracket-Privacy Screen-Glue Style-Painted	$5.95
87.4250.XX	Mounting Bracket-Privacy Screen-R. Rivet-Painted	$5.95
87.4251.WZ.RAW	Mounting Bracket - Tri Privacy Screen - Raw	$10.82
87.4251.WZ.XX	Mounting Bracket - Tri Privacy Screen - Painted	$11.70
87.4575.30.XX	30" PowerUp Door Assembly	$27.84
87.4575.36.XX	36" PowerUp Door Assembly	$28.96
87.4575.42.XX	42" PowerUp Door Assembly	$37.86
87.4575.48.XX	48" PowerUp Door Assembly	$42.32
87.4575.54.XX	54" PowerUp Door Assembly	$53.45
87.4575.60.XX	60" PowerUp Door Assembly	$54.56
87.4575.66.XX	66" PowerUp Door Assembly	$62.36
87.4575.72.XX	72" PowerUp Door Assembly	$63.47
87.4578.42S.XX	Door Assembly Right Hand Corner S/A	$93.54
87.4578.42T.XX	Door Asm Right Hand Corner Trans	$94.71
87.4578.48S.XX	Door Assembly Right Hand Corner S/A	$94.71
87.4578.48T.XX	Door Asm Right Hand Corner Trans	$95.88
87.4579.36S.XX	Door Assembly Left Hand Corner S/A	$92.37

NEW YORK FLEXSTATION COMPONENT PRICE LIST

Date: 8/1/2022

Part Number	Description	Unit Price
87.4579.36T.XX	Door Asm Left Hand Corner Trans	$93.54
87.4579.42S.XX	Door Assembly Left Hand Corner S/A	$93.54
87.4579.42T.XX	Door Asm Left Hand Corner Trans	$94.71
87.4579.48S.XX	Door Assembly Left Hand Corner S/A	$94.71
87.4579.48T.XX	Door Asm Left Hand Corner Trans	$95.88
87.4620.27.RAW	27" Single Corner Workzone Leg - Raw	$9.35
87.4620.27.XX	27" Single Corner Workzone Leg - Painted	$13.61
87.4620.29.RAW	29" Single Corner Workzone Leg - Raw	$9.35
87.4620.29.XX	29" Single Corner Workzone Leg - Painted	$13.61
87.4624.XX	"Z" Bracket - Painted	$6.35
87.4633.RAW	D-Leg Assembly - Raw	$35.02
87.4633.XX	D-Leg Assembly - Painted	$36.67
87.4635.10.RAW	Wireway 9.89" - Steel Raw	$11.64
87.4635.10.XX	Wireway 9.89" - Steel Painted	$16.09
87.4635.12.RAW	Wireway 12.14" - Steel Raw	$11.75
87.4635.12.XX	Wireway 12.14" - Steel Painted	$16.31
87.4635.16.RAW	Wireway 16.11" - Steel Raw	$11.99
87.4635.16.XX	Wireway 16.11" - Steel Painted	$16.54
87.4635.19.RAW	Wireway 18.81" - Steel Raw	$12.10
87.4635.19.XX	Wireway 18.81" - Steel Painted	$16.67
87.4635.22.RAW	Wireway 21.81" - Steel Raw	$12.22
87.4635.22.XX	Wireway 21.81" - Steel Painted	$16.78
87.4635.7.RAW	Wireway 6.80" Steel Raw	$11.40
87.4635.7.XX	Wireway 6.80" Steel Painted	$15.53
87.4635.9.RAW	Wireway 9.14" - Steel Raw	$11.51
87.4635.9.XX	Wireway 9.14" - Steel Painted	$15.74
87.4635.P.07.XX	Wireway 6.80" Plastic Painted	$4.87
87.4635.P.09.XX	Wireway 9.14" - Plastic Painted	$6.06
87.4635.P.10.XX	Wireway 9.89" - Plastic Painted	$6.28
87.4635.P.12.XX	Wireway 12.14" - Plastic Painted	$6.48
87.4635.P.16.XX	Wireway 16.11" - Plastic Painted	$6.97
87.4635.P.19.XX	Wireway 18.81" - Plastic Painted	$8.49
87.4635.P.22.XX	Wireway 21.81" - Plastic Painted	$8.86
87.4638.30.RAW	Wireway 16.94" - Steel Raw	$9.81
87.4638.30.XX	Wireway 16.94" - Steel Painted	$10.47
87.4638.36.RAW	Wireway 22.94" - Steel Raw	$12.24
87.4638.36.XX	Wireway 22.94" - Steel Painted	$12.91
87.4638.42.RAW	Wireway 28.94" - Steel Raw	$13.97
87.4638.42.XX	Wireway 28.94" - Steel Painted	$14.60
87.4638.48.RAW	Wireway 34.94" - Steel Raw	$15.49
87.4638.48.XX	Wireway 34.94" - Steel Painted	$16.16
87.4638.54.RAW	Wireway 40.94" - Steel Raw	$19.54
87.4638.54.XX	Wireway 40.94" - Steel Painted	$22.07
87.4638.60.RAW	Wireway 46.94" - Steel Raw	$21.72
87.4638.60.XX	Wireway 46.94" - Steel Painted	$24.25
87.4638.72.RAW	Wireway 58.94" - Steel Raw	$23.34
87.4638.72.XX	Wireway 58.94" - Steel Painted	$25.87
87.4638.P.30.XX	Wireway 16.94" - Plastic	$7.32
87.4638.P.36.XX	Wireway 22.94" - Plastic	$9.08
87.4638.P.42.XX	Wireway 28.94" - Plastic	$10.37
87.4638.P.48.XX	Wireway 34.94" - Plastic	$11.58
87.4638.P.54.XX	Wireway 40.94" - Plastic	$16.38
87.4638.P.60.XX	Wireway 46.94" - Plastic	$18.12
87.4638.P.66.XX	Wireway 52.94" - Plastic	$18.94
87.4638.P.72.XX	Wireway 58.94" - Plastic	$19.51

NEW YORK FLEXSTATION COMPONENT PRICE LIST

Date: 8/1/2022

Part Number	Description	Unit Price
87.4638P.120.XX	Wireway 125" - Plastic	$25.38
87.4644.24.P.XX	Wireway 27.50" Plastic 24" 2929 Tri Wed	$13.27
87.4644.24.RAW	Wireway 31.50" Steel Raw 24" 2929 Tri Wed	$15.33
87.4644.24.XX	Wireway 31.50" Steel Painted 24" 2929 Tri Wed	$17.78
87.4644.30.RAW	Wireway 39.62" - Steel Raw	$20.02
87.4644.30.XX	Wireway 39.62" - Steel Painted	$20.65
87.4644.P.30.XX	Wireway 39.62" - Plastic	$16.31
87.4682.WZ.XX	Standard Packed Set Workzone Legs 30 x 27	$76.30
87.4683.WZ.XX	Standard Packed Set Workzone Legs 30 x 29	$78.86
87.4709.WZ.XX	Packed Set Tri Legs 30 x 29	$75.43
87.4730.XXXX.L	Flipper Door - 60" Left	$41.83
87.4730.XXXX.R	Flipper Door - 60" Right	$41.83
87.4731.XXXX.L	Flipper Door - 72" Left	$45.31
87.4731.XXXX.R	Flipper Door - 72" Right	$45.31
87.4732.XXXX	Flipper Divider	$28.15
87.4768.XX	42 x 27 Modesty Panel - Painted	$31.02
87.4771.XX	54 x 27 Modesty Panel - Painted	$32.95
87.4786.XX	Modesty Panel - 30 x 29 Penninsula - Painted	$29.55
87.4790.WZ	Flipper Lock Assembly	$21.91
87.4792.WZ	Flipper Lock Assembly - Dual	$34.05
87.6331.XX	30" Modesty Panel - Painted	$29.39
87.6332.XX	36" Modesty Panel - Painted	$30.83
87.6333.XX	42" Modesty Panel - Painted	$32.29
87.6334.XX	48" Modesty Panel - Painted	$33.76
87.6335.XX	54" Modesty Panel - Painted	$35.23
87.6336.XX	60" Modesty Panel - Painted	$36.70
87.6337.XX	72" Modesty Panel - Painted	$38.16
87.6347.L.XX	42" Corner Modesty Panel - Left - Painted	$32.29
87.6347.R.XX	42" Corner Modesty Panel - Right - Painted	$32.29
87.6348.L.XX	48" Corner Modesty Panel - Left - Painted	$33.76
87.6348.R.XX	48" Corner Modesty Panel - Right - Painted	$33.76
87.6360.30.XX	30" X-Brace And Chain Channel - Painted	$38.91
87.6360.36.XX	36" X-Brace And Chain Channel - Painted	$41.35
87.6360.42.XX	42" X-Brace And Chain Channel - Painted	$48.63
87.6360.48.XX	48" X-Brace And Chain Channel - Painted	$51.07
87.6360.54.XX	54" X-Brace And Chain Channel - Painted	$58.37
87.6360.60.XX	60" X-Brace And Chain Channel - Painted	$62.00
87.6360.72.XX	72" X-Brace And Chain Channel - Painted	$75.39
87.6362.XX	Hardware Kit Gen6 Electric Table	$55.75
87.6367.30.XX	30" Dual X-Brace And Chain Channel - Painted	$47.43
87.6367.36.XX	36" Dual X-Brace And Chain Channel - Painted	$49.97
87.6367.42.XX	42" Dual X-Brace And Chain Channel - Painted	$54.72
87.6367.48.XX	48" Dual X-Brace And Chain Channel - Painted	$58.37
87.6367.54.XX	54" Dual X-Brace And Chain Channel - Painted	$69.31
87.6367.60.XX	60" Dual X-Brace And Chain Channel - Painted	$72.96
87.6367.72.XX	72" Dual X-Brace And Chain Channel - Painted	$97.28
87.6624.XX	Hardware Kits Overheads With Supports	$136.60
87.9534.WZ.XX	Top Paper Shelf	$49.21
89.0500.XX	Universal Leg Jupiter Stand	$31.39
AC8IF.108	Activ8 Power Infeed	$114.58
AC8JP.29	Activ8 Jumper 29"	$31.57
AC8JP.53	Activ8 Jumper 53"	$36.25
AC8JP.77	Activ8 Jumper 77"	$40.93
AC8RPTWZ.12	Activ8 Module and Attachment Bracket Workzone	$46.77
BMB.30.BL	30" Venus Tackboard Mounting Bar	$20.27

NEW YORK FLEXSTATION COMPONENT PRICE LIST

Date: 8/1/2022

Part Number	Description	Unit Price
BMB.36.BL	36" Venus Tackboard Mounting Bar	$20.87
BMB.42.BL	42" Venus Tackboard Mounting Bar	$23.62
BMB.48.BL	48" Venus Tackboard Mounting Bar	$25.79
BMB.54.BL	54" Venus Tackboard Mounting Bar	$26.41
BMB.60.BL	60" Venus Tackboard Mounting Bar	$28.54
BOA/WZ/XX	Venus-Flexstation Bracket Kit	$87.69
DZ.01.0001	Rivet/Spring Bracket	$0.02
DZ.06.0005.XX	Outer Leg Grommet	$2.34
DZ.06.0018	Inner Leg Glide	$0.98
DZ.06.0022	Sprocket	$0.37
DZ.06.0117	Chain Guard	$0.60
DZ.12.0006	10 x 3/8 T/S P	$0.03
DZ.12.0007	.25 x .5 SB/H Machine Screw	$0.15
DZ.12.0010	.25 x 1 SB/H Machine Screw	$0.13
DZ.12.0035	#10 x 1" P/H Tap Screw	$0.04
DZ.12.0035.XX	#10 x 1" P/H Tap Screw (Painted)	$0.15
DZ.12.0052.XX	1/4-20 x 1/2 PHP	$0.09
FAKPM.BL	Fully Adjustable Keyboard Tray Without Mouse Surface	$142.53
FDLN24/XX/LXX	Laminate Door KD1 24" For Universal Overhead	$51.82
FDLN30/XX/LXX	Laminate Door KD1 30" For Universal Overhead	$58.26
FDLN36/XX/LXX	Laminate Door KD1 36" For Universal Overhead	$67.54
FDLN42/XX/LXX	Laminate Door KD1 42" For Universal Overhead	$74.44
FDLN48/XX/LXX	Laminate Door KD1 48" For Universal Overhead	$79.71
FDLN54/XX/LXX	Laminate Door KD1 54" For Universal Overhead	$88.00
FDLN60/XX/LXX	Laminate Door KD1 60" For Universal Overhead	$99.00
KBM.BL	Keyboard Mouse Tray - Black	$134.46
KD1/VNOL24/FS/OS/XX/LXX/EXX/M	24" Laminate Upper Door Venus Overhead - KD	$377.49
KD1/VNOL24/LB/XX/LXX/EXX	24" Laminate Upper Door Venus Ovrhd-Load Bar Mount - KD	$338.51
KD1/VNOL30/FS/OS/XX/LXX/EXX/M	30" Laminate Upper Door Venus Overhead - KD	$408.67
KD1/VNOL30/LB/XX/LXX/EXX	30" Laminate Upper Door Venus Ovrhd-Load Bar Mount - KD	$347.42
KD1/VNOL36/FS/OCL/XX/LXX/EXX/M	36" Laminate Upper Door Venus Overhead-Corner LH - KD	$420.92
KD1/VNOL36/FS/OCR/XX/LXX/EXX/M	36" Laminate Upper Door Venus Overhead-Corner RH - KD	$420.92
KD1/VNOL36/FS/OS/XX/LXX/EXX/M	36" Laminate Upper Door Venus Overhead - KD	$420.92
KD1/VNOL36/LB/XX/LXX/EXX	36" Laminate Upper Door Venus Ovrhd-Load Bar Mount - KD	$363.01
KD1/VNOL42/FS/OCL/XX/LXX/EXX/M	42" Laminate Upper Door Venus Overhead-Corner LH - KD	$435.39
KD1/VNOL42/FS/OCR/XX/LXX/EXX/M	42" Laminate Upper Door Venus Overhead-Corner RH - KD	$435.39
KD1/VNOL42/FS/OS/XX/LXX/EXX/M	42" Laminate Upper Door Venus Overhead - KD	$435.39
KD1/VNOL42/LB/XX/LXX/EXX	42" Laminate Upper Door Venus Ovrhd-Load Bar Mount - KD	$387.51
KD1/VNOL48/FS/OCL/XX/LXX/EXX/M	48" Laminate Upper Door Venus Overhead-Corner LH - KD	$459.88
KD1/VNOL48/FS/OCR/XX/LXX/EXX/M	48" Laminate Upper Door Venus Overhead-Corner RH - KD	$459.88
KD1/VNOL48/FS/OS/XX/LXX/EXX/M	48" Laminate Upper Door Venus Overhead - KD	$459.88
KD1/VNOL48/LB/XX/LXX/EXX	48" Laminate Upper Door Venus Ovrhd-Load Bar Mount - KD	$408.67
KD1/VNOL54/FS/OS/XX/LXX/EXX/M	54" Laminate Upper Door Venus Overhead - KD	$524.47
KD1/VNOL54/LB/XX/LXX/EXX	54" Laminate Upper Door Venus Ovrhd-Load Bar Mount - KD	$453.21
KD1/VNOL60/FS/OS/XX/LXX/EXX/M	60" Laminate Upper Door Venus Overhead - KD	$612.44
KD1/VNOL60/LB/XX/LXX/EXX	60" Laminate Upper Door Venus Ovrhd-Load Bar Mount - KD	$504.42
KD1/VNOL66D/FS/OS/XX/LXX/EXX/M	66" Laminate Dual Upper Door Venus Overhead - KD	$741.61
KD1/VNOL72D/FS/OS/XX/LXX/EXX/M	72" Laminate Dual Upper Door Venus Overhead - KD	$767.22
KD1/VNOS24/FS/OS/XX/UXX/NLC	24" Solid Upper Door Venus Overhead-No Lock Core	$385.28
KD1/VNOS24/LB/XX/UXX/NLC	24" Solid Upper Door Venus Overhead-LoadBar Mount NoLockCore	$310.68
KD1/VNOS30/FS/OS/XX/UXX/NLC	30" Solid Upper Door Venus Overhead-No Lock Core	$391.96
KD1/VNOS30/LB/XX/UXX/NLC	30" Solid Upper Door Venus Overhead-LoadBar Mount NoLockCore	$317.35
KD1/VNOS36/FS/OCL/XX/UXX/NLC	36" Solid Upper Door Venus Overhead-No Lock Core Corner LH	$397.53
KD1/VNOS36/FS/OCR/XX/UXX/NLC	36" Solid Upper Door Venus Overhead-No Lock Core Corner RH	$397.53
KD1/VNOS36/FS/OS/XX/UXX/NLC	36" Solid Upper Door Venus Overhead-No Lock Core	$397.53

NEW YORK FLEXSTATION COMPONENT PRICE LIST

Date: 8/1/2022

Part Number	Description	Unit Price
KD1/VNOS36/LB/XX/UXX/NLC	36" Solid Upper Door Venus Overhead-LoadBar Mount NoLockCore	$331.84
KD1/VNOS42/FS/OCL/XX/UXX/NLC	42" Solid Upper Door Venus Overhead-No Lock Core Corner LH	$410.89
KD1/VNOS42/FS/OCR/XX/UXX/NLC	42" Solid Upper Door Venus Overhead-No Lock Core Corner RH	$410.89
KD1/VNOS42/FS/OS/XX/UXX/NLC	42" Solid Upper Door Venus Overhead-No Lock Core	$410.89
KD1/VNOS42/LB/XX/UXX/NLC	42" Solid Upper Door Venus Overhead-LoadBar Mount NoLockCore	$345.20
KD1/VNOS48/FS/OCL/XX/UXX/NLC	48" Solid Upper Door Venus Overhead-No Lock Core Corner LH	$429.83
KD1/VNOS48/FS/OCR/XX/UXX/NLC	48" Solid Upper Door Venus Overhead-No Lock Core Corner RH	$429.83
KD1/VNOS48/FS/OS/XX/UXX/NLC	48" Solid Upper Door Venus Overhead-No Lock Core	$429.83
KD1/VNOS48/LB/XX/UXX/NLC	48" Solid Upper Door Venus Overhead-LoadBar Mount NoLockCore	$366.35
KD1/VNOS54/FS/OS/XX/UXX/NLC	54" Solid Upper Door Venus Overhead-No Lock Core	$462.12
KD1/VNOS54/LB/XX/UXX/NLC	54" Solid Upper Door Venus Overhead-LoadBar Mount NoLockCore	$399.76
KD1/VNOS60/FS/OS/XX/UXX/NLC	60" Solid Upper Door Venus Overhead-No Lock Core	$499.97
KD1/VNOS60/LB/XX/UXX/NLC	60" Solid Upper Door Venus Overhead-LoadBar Mount NoLockCore	$420.92
KD1/VNOS66/FS/OS/XX/UXX/NLC	66" Solid Dual Upper Door Venus Overhead-No Lock Core	$724.91
KD1/VNOS72/FS/OS/XX/UXX/NLC	72" Solid Dual Upper Door Venus Overhead-No Lock Core	$744.95
KD2/VNOF24/FS/OS/XX/NLC	24" Upholsterable Upper Door Venus Overhead-No Lock Core	$393.07
KD2/VNOF24/LB/XX/NLC	24" Upholsterable UpperDoor Venus Ovrhd-LoadBarMnt NoLockCore	$316.24
KD2/VNOF30/FS/OS/XX/NLC	30" Upholsterable Upper Door Venus Overhead-No Lock Core	$398.65
KD2/VNOF30/LB/XX/NLC	30" Upholsterable UpperDoor Venus Ovrhd-LoadBarMnt NoLockCore	$322.93
KD2/VNOF36/FS/OCL/XX/NLC	36" Upholsterable Upper Door Venus Overhead-NoLockCore Corner LH	$405.32
KD2/VNOF36/FS/OCR/XX/NLC	36" Upholsterable Upper Door Venus Overhead-NoLockCore Corner RH	$405.32
KD2/VNOF36/FS/OS/XX/NLC	36" Upholsterable Upper Door Venus Overhead-No Lock Core	$405.32
KD2/VNOF36/LB/XX/NLC	36" Upholsterable UpperDoor Venus Ovrhd-LoadBarMnt NoLockCore	$335.17
KD2/VNOF42/FS/OCL/XX/NLC	42" Upholsterable Upper Door Venus Overhead-NoLockCore Corner LH	$418.69
KD2/VNOF42/FS/OCR/XX/NLC	42" Upholsterable Upper Door Venus Overhead-NoLockCore Corner RH	$418.69
KD2/VNOF42/FS/OS/XX/NLC	42" Upholsterable Upper Door Venus Overhead-No Lock Core	$418.69
KD2/VNOF42/LB/XX/NLC	42" Upholsterable UpperDoor Venus Ovrhd-LoadBarMnt NoLockCore	$352.98
KD2/VNOF48/FS/OCL/XX/NLC	48" Upholsterable Upper Door Venus Overhead-NoLockCore Corner LH	$437.61
KD2/VNOF48/FS/OCR/XX/NLC	48" Upholsterable Upper Door Venus Overhead-NoLockCore Corner RH	$437.61
KD2/VNOF48/FS/OS/XX/NLC	48" Upholsterable Upper Door Venus Overhead-No Lock Core	$437.61
KD2/VNOF48/LB/XX/NLC	48" Upholsterable UpperDoor Venus Ovrhd-LoadBarMnt NoLockCore	$369.69
KD2/VNOF54/FS/OS/XX/NLC	54" Upholsterable Upper Door Venus Overhead-No Lock Core	$468.79
KD2/VNOF54/LB/XX/NLC	54" Upholsterable UpperDoor Venus Ovrhd-LoadBarMnt NoLockCore	$405.32
KD2/VNOF60/FS/OS/XX/NLC	60" Upholsterable Upper Door Venus Overhead-No Lock Core	$507.77
KD2/VNOF60/LB/XX/NLC	60" Upholsterable UpperDoor Venus Ovrhd-LoadBarMnt NoLockCore	$423.14
KD2/VNOF66/FS/OS/XX/NLC	66" Upholsterable Dual Upper Door Venus Overhead-No Lock Core	$730.47
KD2/VNOF72/FS/OS/XX/NLC	72" Upholsterable Dual Upper Door Venus Overhead-No Lock Core	$757.20
LEDTL4WDLG.XX	Tino LED Task Light with Large Divider Mount	$190.28
LEDTL4WDSM.XX	Tino LED Task Light with Small Divider Mount	$190.28
LEDTL4WF.XX	Tino LED Task Light with Freestanding Base	$196.42
LEDTLBASE.XX	Freestanding Base for Tino LED Desk Light	$52.79
LEDTLMTLG.XX	Large Divider Mount for Tino LED Desk Light	$34.37
LEDTLMTSM.XX	Small Divider Mount for Tino LED Desk Light	$34.37
NSD.XX	Shelf Divider	$6.14
PAT.XX.X	Accessory Tray	$13.01
PC.14.0040.36.X	Jumper Cable 52.25"	$57.90
PC.14.0040.42.X	Jumper Cable 58.25"	$60.93
PC.14.0040.48.X	Jumper Cable 64.25"	$63.97
PC.14.0040.TT	Jumper Cable 18.5"	$43.77
PDS.XX.X	Diagonal Storage	$26.03
PLL.XX.X	Paper Tray	$19.53
PMTR30.XX	30" Tool Rail	$43.82
PMTR36.XX	36" Tool Rail	$46.40
PMTR42.XX	42" Tool Rail	$51.57
PMTR48.XX	48" Tool Rail	$54.14

NEW YORK FLEXSTATION COMPONENT PRICE LIST

Date: 8/1/2022

Part Number	Description	Unit Price
PMTR54.XX	54" Tool Rail	$57.99
PMTR60.XX	60" Tool Rail	$77.34
PMTR66LAM.XX	66" Tool Rail for Laminate End Overheads	$79.92
PMTR72.XX	72" Tool Rail	$81.20
PMTR72LAM.XX	72" Tool Rail for Laminate End Overheads	$83.78
PPC.XX.X	Pencil Cup	$9.11
PTC.XX.X	Telephone Caddy	$15.62
PVS.XX.X	Vertical Storage	$14.97
QIGMT2	QI Wireless Power Grommet with Power Cord Black	$197.60
SPECT.D.BLACK.X	Specter Double Arm 18 Watt Tasklight	$176.79
SPECT.S.BLACK.X	Specter Single Arm 18 Watt Tasklight	$155.91
SPECT.SRBLACK.X	Specter Single Rail 18 Watt Tasklight	$146.10
SWLB.112.XX	112" Wall Mounted Load Bar	$117.75
SWLB.24.XX	24" Wall Mounted Load Bar	$48.72
SWLB.30.XX	30" Wall Mounted Load Bar	$54.14
SWLB.36.XX	36" Wall Mounted Load Bar	$56.84
SWLB.42.XX	42" Wall Mounted Load Bar	$62.27
SWLB.48.XX	48" Wall Mounted Load Bar	$64.96
SWLB.54.XX	54" Wall Mounted Load Bar	$67.67
SWLB.60.XX	60" Wall Mounted Load Bar	$70.39
SWLB.66.XX	66" Wall Mounted Load Bar	$73.08
SWLB.72.XX	72" Wall Mounted Load Bar	$75.78
SWLB.84.XX	84" Wall Mounted Load Bar	$82.25
SWLB.96.XX	96" Wall Mounted Load Bar	$101.52
TURBO.B	Turbo Task Light 35 Watt 30" Arm Black	$156.16
VNOF24/FS/OS/XX/XXXXX	24" Upholsterable Upper Door Venus Overhead-Pass Thru(FG)	$438.73
VNOF24/LB/XX/XXXXX	24" Upholsterable UpperDoor Venus Ovrhd-LoadBarMnt Pass Thru(FG)	$352.98
VNOF30/FS/OS/XX/XXXXX	30" Upholsterable Upper Door Venus Overhead-Pass Thru(FG)	$524.47
VNOF30/LB/XX/XXXXX	30" Upholsterable UpperDoor Venus Ovrhd-LoadBarMnt Pass Thru(FG)	$359.67
VNOF36/FS/OCL/XX/XXXXX	36" Upholsterable Upper Door Venus Overhead-Pass Thru(FG) Corner	$453.21
VNOF36/FS/OCR/XX/XXXXX	36" Upholsterable Upper Door Venus Overhead-Pass Thru(FG) Corner	$453.21
VNOF36/FS/OS/XX/XXXXX	36" Upholsterable Upper Door Venus Overhead-Pass Thru(FG)	$453.21
VNOF36/LB/XX/XXXXX	36" Upholsterable UpperDoor Venus Ovrhd-LoadBarMnt Pass Thru(FG)	$375.26
VNOF42/FS/OCL/XX/XXXXX	42" Upholsterable Upper Door Venus Overhead-Pass Thru(FG) Corner	$466.57
VNOF42/FS/OCR/XX/XXXXX	42" Upholsterable Upper Door Venus Overhead-Pass Thru(FG) Corner	$466.57
VNOF42/FS/OS/XX/XXXXX	42" Upholsterable Upper Door Venus Overhead-Pass Thru(FG)	$566.78
VNOF42/LB/XX/XXXXX	42" Upholsterable UpperDoor Venus Ovrhd-LoadBarMnt Pass Thru(FG)	$394.19
VNOF48/FS/OCL/XX/XXXXX	48" Upholsterable Upper Door Venus Overhead-Pass Thru(FG) Corner	$488.84
VNOF48/FS/OCR/XX/XXXXX	48" Upholsterable Upper Door Venus Overhead-Pass Thru(FG) Corner	$488.84
VNOF48/FS/OS/XX/XXXXX	48" Upholsterable Upper Door Venus Overhead-Pass Thru(FG)	$488.84
VNOF48/LB/XX/XXXXX	48" Upholsterable UpperDoor Venus Ovrhd-LoadBarMnt Pass Thru(FG)	$413.12
VNOF54/FS/OS/XX/XXXXX	54" Upholsterable Upper Door Venus Overhead-Pass Thru(FG)	$524.47
VNOF54/LB/XX/XXXXX	54" Upholsterable UpperDoor Venus Ovrhd-LoadBarMnt Pass Thru(FG)	$453.21
VNOF60/FS/OS/XX/XXXXX	60" Upholsterable Upper Door Venus Overhead-Pass Thru(FG)	$566.78
VNOF60/LB/XX/XXXXX	60" Upholsterable UpperDoor Venus Ovrhd-LoadBarMnt Pass Thru(FG)	$473.25
VNOF66/FS/OS/XX/XXXXX	66" Upholsterable Dual Upper Door Venus Overhead-Pass Thru(FG)	$734.93
VNOF72/FS/OS/XX/XXXXX	72" Upholsterable Dual Upper Door Venus Overhead-Pass Thru(FG)	$753.85
VNOL24/FS/OS/XX/LXX/EXX	24" Laminate Upper Door Venus Overhead	$400.87
VNOL24/LB/XX/LXX/EXX	24" Laminate Upper Door Venus Overhead - Load Bar Mount	$363.01
VNOL30/FS/OS/XX/LXX/EXX	30" Laminate Upper Door Venus Overhead	$439.84
VNOL30/LB/XX/LXX/EXX	30" Laminate Upper Door Venus Overhead - Load Bar Mount	$378.60
VNOL36/FS/OCL/XX/LXX/EXX	36" Laminate Upper Door Venus Overhead-No Lock Core Corner LH	$452.10
VNOL36/FS/OCR/XX/LXX/EXX	36" Laminate Upper Door Venus Overhead-No Lock Core Corner RH	$452.10
VNOL36/FS/OS/XX/LXX/EXX	36" Laminate Upper Door Venus Overhead	$452.10
VNOL36/LB/XX/LXX/EXX	36" Laminate Upper Door Venus Overhead - Load Bar Mount	$393.07

NEW YORK FLEXSTATION COMPONENT PRICE LIST

Date: 8/1/2022

Part Number	Description	Unit Price
VNOL42/FS/OCL/XX/LXX/EXX	42" Laminate Upper Door Venus Overhead-No Lock Core Corner LH	$465.46
VNOL42/FS/OCR/XX/LXX/EXX	42" Laminate Upper Door Venus Overhead-No Lock Core Corner RH	$465.46
VNOL42/FS/OS/XX/LXX/EXX	42" Laminate Upper Door Venus Overhead	$465.46
VNOL42/LB/XX/LXX/EXX	42" Laminate Upper Door Venus Overhead - Load Bar Mount	$417.57
VNOL48/FS/OCL/XX/LXX/EXX	48" Laminate Upper Door Venus Overhead-No Lock Core Corner LH	$489.95
VNOL48/FS/OCR/XX/LXX/EXX	48" Laminate Upper Door Venus Overhead-No Lock Core Corner RH	$489.95
VNOL48/FS/OS/XX/LXX/EXX	48" Laminate Upper Door Venus Overhead	$489.95
VNOL48/LB/XX/LXX/EXX	48" Laminate Upper Door Venus Overhead - Load Bar Mount	$439.84
VNOL54/FS/OS/XX/LXX/EXX	54" Laminate Upper Door Venus Overhead	$560.11
VNOL54/LB/XX/LXX/EXX	54" Laminate Upper Door Venus Overhead - Load Bar Mount	$489.95
VNOL60/FS/OS/XX/LXX/EXX	60" Laminate Upper Door Venus Overhead	$649.19
VNOL60/LB/XX/LXX/EXX	60" Laminate Upper Door Venus Overhead - Load Bar Mount	$541.18
VNOL66/FS/OS/XX/LXX/EXX	66" Laminate Upper Door Venus Overhead	$783.92
VNOL72/FS/OS/XX/LXX/EXX	72" Laminate Dual Upper Door Venus Overhead	$808.42
VNOS24/FS/OS/XX/UXX/M	24" Solid Upper Door Venus Overhead-Pass Thru (FG)	$396.41
VNOS24/LB/XX/UXX/M	24" Solid Upper Door Venus Overhead-LoadBar Mount Pass Thru(FG)	$319.58
VNOS30/FS/OS/XX/UXX/M	30" Solid Upper Door Venus Overhead-Pass Thru (FG)	$403.10
VNOS30/LB/XX/UXX/M	30" Solid Upper Door Venus Overhead-LoadBar Mount Pass Thru(FG)	$327.38
VNOS36/FS/OCL/XX/UXX/M	36" Solid Upper Door Venus Overhead-Pass Thru (FG) Corner LH	$410.89
VNOS36/FS/OCR/XX/UXX/M	36" Solid Upper Door Venus Overhead-Pass Thru (FG) Corner RH	$410.89
VNOS36/FS/OS/XX/UXX/M	36" Solid Upper Door Venus Overhead-Pass Thru (FG)	$410.89
VNOS36/LB/XX/UXX/M	36" Solid Upper Door Venus Overhead-LoadBar Mount Pass Thru(FG)	$341.85
VNOS42/FS/OCL/XX/UXX/M	42" Solid Upper Door Venus Overhead-Pass Thru (FG) Corner LH	$424.25
VNOS42/FS/OCR/XX/UXX/M	42" Solid Upper Door Venus Overhead-Pass Thru (FG) Corner RH	$424.25
VNOS42/FS/OS/XX/UXX/M	42" Solid Upper Door Venus Overhead-Pass Thru (FG)	$424.25
VNOS42/LB/XX/UXX/M	42" Solid Upper Door Venus Overhead-LoadBar Mount Pass Thru(FG)	$355.22
VNOS48/FS/OCL/XX/UXX/M	48" Solid Upper Door Venus Overhead-Pass Thru (FG) Corner LH	$443.19
VNOS48/FS/OCR/XX/UXX/M	48" Solid Upper Door Venus Overhead-Pass Thru (FG) Corner RH	$443.19
VNOS48/FS/OS/XX/UXX/M	48" Solid Upper Door Venus Overhead-Pass Thru (FG)	$443.19
VNOS48/LB/XX/UXX/M	48" Solid Upper Door Venus Overhead-LoadBar Mount Pass Thru(FG)	$377.49
VNOS54/FS/OS/XX/UXX/M	54" Solid Upper Door Venus Overhead-Pass Thru (FG)	$476.59
VNOS54/LB/XX/UXX/M	54" Solid Upper Door Venus Overhead-LoadBar Mount Pass Thru(FG)	$413.12
VNOS60/FS/OS/XX/UXX/M	60" Solid Upper Door Venus Overhead-Pass Thru (FG)	$515.56
VNOS60/LB/XX/UXX/M	60" Solid Upper Door Venus Overhead-LoadBar Mount Pass Thru(FG)	$433.16
VNOS66/FS/OS/XX/UXX/M	66" Solid Dual Upper Door Venus Overhead-Pass Thru (FG)	$710.43
VNOS72/FS/OS/XX/UXX/M	72" Solid Dual Upper Door Venus Overhead-Pass Thru (FG)	$729.36
WAK2436.BN.C/TO	Adj. Keyboard Worksurface 24 x 36 - Center Pad-Top Only	$108.26
WAK2442.BN.C/TO	Adj. Keyboard Worksurface 24 x 42 - Center Pad-Top Only	$110.53
WAK2448.BN.C/TO	Adj. Keyboard Worksurface 24 x 48 - Center Pad-Top Only	$116.64
WAK2448.BN.L/TO	Adj. Keyboard Worksurface 24 x 48 - Left Pad - Top Only	$116.64
WAK2448.BN.R/TO	Adj. Keyboard Worksurface 24 x 48 - Right Pad - Top Only	$116.64
WAK2454.BN.C/TO	Adj. Keyboard Worksurface 24 x 54 - Center Pad-Top Only	$121.53
WAK2454.BN.L/TO	Adj. Keyboard Worksurface 24 x 54 - Left Pad - Top Only	$121.53
WAK2454.BN.R/TO	Adj. Keyboard Worksurface 24 x 54 - Right Pad - Top Only	$121.53
WAK2460.BN.C/TO	Adj. Keyboard Worksurface 24 x 60 - Center Pad-Top Only	$126.40
WAK2460.BN.L/TO	Adj. Keyboard Worksurface 24 x 60 - Left Pad - Top Only	$126.40
WAK2460.BN.R/TO	Adj. Keyboard Worksurface 24 x 60 - Right Pad - Top Only	$126.40
WAK2466.BN.C/TO	Adj. Keyboard Worksurface 24 x 66 - Center Pad-Top Only	$131.27
WAK2466.BN.L/TO	Adj. Keyboard Worksurface 24 x 66 - Left Pad - Top Only	$131.27
WAK2466.BN.R/TO	Adj. Keyboard Worksurface 24 x 66 - Right Pad - Top Only	$131.27
WAK2472.BN.C/TO	Adj. Keyboard Worksurface 24 x 72 - Center Pad-Top Only	$136.15
WAK2472.BN.L/TO	Adj. Keyboard Worksurface 24 x 72 - Left Pad - Top Only	$136.15
WAK2472.BN.R/TO	Adj. Keyboard Worksurface 24 x 72 - Right Pad - Top Only	$136.15
WAK3036.BN.C/TO	Adj. Keyboard Worksurface 30 x 36 - Center Pad-Top Only	$112.44
WAK3042.BN.C/TO	Adj. Keyboard Worksurface 30 x 42 - Center Pad-Top Only	$117.34

NEW YORK FLEXSTATION COMPONENT PRICE LIST

Date: 8/1/2022

Part Number	Description	Unit Price
WAK3048.BN.C/TO	Adj. Keyboard Worksurface 30 x 48 - Center Pad-Top Only	$122.22
WAK3048.BN.L/TO	Adj. Keyboard Worksurface 30 x 48 - Left Pad - Top Only	$122.22
WAK3048.BN.R/TO	Adj. Keyboard Worksurface 30 x 48 - Right Pad - Top Only	$122.22
WAK3054.BN.C/TO	Adj. Keyboard Worksurface 30 x 54 - Center Pad-Top Only	$127.11
WAK3054.BN.L/TO	Adj. Keyboard Worksurface 30 x 54 - Left Pad - Top Only	$127.11
WAK3054.BN.R/TO	Adj. Keyboard Worksurface 30 x 54 - Right Pad - Top Only	$127.11
WAK3060.BN.C/TO	Adj. Keyboard Worksurface 30 x 60 - Center Pad-Top Only	$131.97
WAK3060.BN.L/TO	Adj. Keyboard Worksurface 30 x 60 - Left Pad - Top Only	$131.97
WAK3060.BN.R/TO	Adj. Keyboard Worksurface 30 x 60 - Right Pad - Top Only	$131.97
WAK3066.BN.C/TO	Adj. Keyboard Worksurface 30 x 66 - Center Pad-Top Only	$135.34
WAK3066.BN.L/TO	Adj. Keyboard Worksurface 30 x 66 - Left Pad - Top Only	$135.34
WAK3066.BN.R/TO	Adj. Keyboard Worksurface 30 x 66 - Right Pad - Top Only	$135.34
WAK3072.BN.C/TO	Adj. Keyboard Worksurface 30 x 72 - Center Pad-Top Only	$141.72
WAK3072.BN.L/TO	Adj. Keyboard Worksurface 30 x 72 - Left Pad - Top Only	$141.72
WAK3072.BN.R/TO	Adj. Keyboard Worksurface 30 x 72 - Right Pad - Top Only	$141.72
WBW2430.74P.PUX/TO	24" x 30" Basic Worksurface Top Only	$91.67
WBW2430.BN.DX/TO	24" x 30" Basic Worksurface Top Only	$74.13
WBW2430.BN/TO	24" x 30" Basic Worksurface Top Only	$74.13
WBW2436.74P.PUX/TO	24" x 36" Basic Worksurface Top Only	$97.93
WBW2436.BN.DX/TO	24" x 36" Basic Worksurface Top Only	$80.39
WBW2436.BN/TO	24" x 36" Basic Worksurface Top Only	$80.39
WBW2442.74P.PUX/TO	24" x 42" Basic Worksurface Top Only	$104.20
WBW2442.BN.DX/TO	24" x 42" Basic Worksurface Top Only	$86.67
WBW2442.BN/TO	24" x 42" Basic Worksurface Top Only	$86.67
WBW2448.74P.PUX/TO	24" x 48" Basic Worksurface Top Only	$110.47
WBW2448.BN.DX/TO	24" x 48" Basic Worksurface Top Only	$92.93
WBW2448.BN/TO	24" x 48" Basic Worksurface Top Only	$92.93
WBW2454.74P.PUX/TO	24" x 54" Basic Worksurface Top Only	$116.75
WBW2454.BN.DX/TO	24" x 54" Basic Worksurface Top Only	$99.22
WBW2454.BN/TO	24" x 54" Basic Worksurface Top Only	$99.22
WBW2460.74P.PUX/TO	24" x 60" Basic Worksurface Top Only	$123.02
WBW2460.BN.DB/TO	24" x 60" Basic Worksurface Top Only	$105.48
WBW2460.BN.DX/TO	24" x 60" Basic Worksurface Top Only	$105.48
WBW2460.BN/TO	24" x 60" Basic Worksurface Top Only	$105.48
WBW2466.74P.PUX/TO	24" x 66" Basic Worksurface Top Only	$129.87
WBW2466.BN.DB/TO	24" x 66" Basic Worksurface Top Only	$112.33
WBW2466.BN.DX/TO	24" x 66" Basic Worksurface Top Only	$112.33
WBW2466.BN/TO	24" x 66" Basic Worksurface Top Only	$112.33
WBW2472.74P.PUX/TO	24" x 72" Basic Worksurface Top Only	$135.56
WBW2472.BN.DB/TO	24" x 72" Basic Worksurface Top Only	$118.02
WBW2472.BN.DX/TO	24" x 72" Basic Worksurface Top Only	$118.02
WBW2472.BN/TO	24" x 72" Basic Worksurface Top Only	$118.02
WBW24FEP/XX	24"x 29" Full Leg End Panel	$38.91
WBW3030.74P.PUX/TO	30" x 30" Basic Worksurface Top Only	$97.93
WBW3030.BN.DX/TO	30" x 30" Basic Worksurface Top Only	$80.39
WBW3030.BN/TO	30" x 30" Basic Worksurface Top Only	$80.39
WBW3036.74P.PUX/TO	30" x 36" Basic Worksurface Top Only	$104.20
WBW3036.BN.DX/TO	30" x 36" Basic Worksurface Top Only	$86.67
WBW3036.BN/TO	30" x 36" Basic Worksurface Top Only	$86.67
WBW3042.74P.PUX/TO	30" x 42" Basic Worksurface Top Only	$110.47
WBW3042.BN.DX/TO	30" x 42" Basic Worksurface Top Only	$92.93
WBW3042.BN/TO	30" x 42" Basic Worksurface Top Only	$92.93
WBW3048.74P.PUX/TO	30" x 48" Basic Worksurface Top Only	$116.75
WBW3048.BN.DX/TO	30" x 48" Basic Worksurface Top Only	$99.22
WBW3048.BN/TO	30" x 48" Basic Worksurface Top Only	$99.22

NEW YORK FLEXSTATION COMPONENT PRICE LIST

Date: 8/1/2022

Part Number	Description	Unit Price
WBW3054.74P.PUX/TO	30" x 54" Basic Worksurface Top Only	$129.31
WBW3054.BN.DX/TO	30" x 54" Basic Worksurface Top Only	$111.77
WBW3054.BN/TO	30" x 54" Basic Worksurface Top Only	$111.77
WBW3060.74P.PUX/TO	30" x 60" Basic Worksurface Top Only	$141.85
WBW3060.BN.DB/TO	30" x 60" Basic Worksurface Top Only	$124.31
WBW3060.BN.DX/TO	30" x 60" Basic Worksurface Top Only	$124.31
WBW3060.BN/TO	30" x 60" Basic Worksurface Top Only	$124.31
WBW3066.74P.PUX/TO	30" x 66" Basic Worksurface Top Only	$143.40
WBW3066.BN.DB/TO	30" x 66" Basic Worksurface Top Only	$125.86
WBW3066.BN.DX/TO	30" x 66" Basic Worksurface Top Only	$125.86
WBW3066.BN/TO	30" x 66" Basic Worksurface Top Only	$125.86
WBW3072.74P.PUX/TO	30" x 72" Basic Worksurface Top Only	$144.55
WBW3072.BN.DB/TO	30" x 72" Basic Worksurface Top Only	$127.01
WBW3072.BN.DX/TO	30" x 72" Basic Worksurface Top Only	$127.01
WBW3072.BN/TO	30" x 72" Basic Worksurface Top Only	$127.01
WBW30FEP/XX	30"x 29" Full Leg End Panel	$41.35
WCC243624.BN/TO	Stand Alone Corner Curv Worksurface 24x36x24 - Top Only	$144.99
WCC244224.BN/TO	Stand Alone Corner Curv Worksurface 24x42x24 - Top Only	$165.88
WCC244824.BN/TO	Stand Alone Corner Curv Worksurface 24x48x24 - Top Only	$168.66
WCC304230.BN/TO	Stand Alone Corner Curv Worksurface 30x42x30 - Top Only	$167.28
WCC304830.BN/TO	Stand Alone Corner Curv Worksurface 30x48x30 - Top Only	$171.45
WCCE2436.BN/TO	End Of Run Curvilinear Worksurface 24 x 36 - Top Only	$138.74
WCCE2442.BN/TO	End Of Run Curvilinear Worksurface 24 x 42 - Top Only	$165.88
WCCE2448.BN/TO	End Of Run Curvilinear Worksurface 24 x 48 - Top Only	$174.25
WCCE3042.BN/TO	End Of Run Curvilinear Worksurface 30 x 42 - Top Only	$181.22
WCCE3048.BN/TO	End Of Run Curvilinear Worksurface 30 x 48 - Top Only	$188.18
WCCS244230.BN/TO	Stand Alone Cnr Crv Reduc Worksurface 24x42x30-Top Only	$181.22
WCCS244830.BN/TO	Stand Alone Cnr Crv Reduc Worksurface 24x48x30-Top Only	$188.18
WCCS304224.BN/TO	Stand Alone Cnr Crv Reduc Worksurface 30x42x24-Top Only	$181.22
WCCS304824.BN/TO	Stand Alone Cnr Crv Reduc Worksurface 30x48x24-Top Only	$188.18
WCCT2436.BN.X/TO	Crnr Curvlr Trans Worksurface 24x36x36x24-Top Only	$135.15
WCCT2442.BN.X/TO	Crnr Curvlr Trans Worksurface 24x42x42x24 - Top Only	$175.65
WCCT244230.BN.X/TO	Crnr Curv Trans Reduc Worksurface 24x42x42x30 Top Only	$181.22
WCCT2448.BN.X/TO	Crnr Curvlr Trans Worksurface 24x48x48x24 - Top Only	$178.43
WCCT244830.BN.X/TO	Crnr Curv Trans Reduc Worksurface 24x48x48x30 Top Only	$188.18
WCCT3042.BN.X/TO	Crnr Curvlr Trans Worksurface 30x42x42x30-Top Only	$181.22
WCCT304224.BN.X/TO	Crnr Curv Trans Reduc Worksurface 30x42x42x24 Top Only	$181.22
WCCT3048.BN.X/TO	Crnr Curvlr Trans Worksurface 30x48x48x30 - Top Only	$184.01
WCCT304824.BN.X/TO	Crnr Curv Trans Reduc Worksurface 30x48x48x24 Top Only	$188.18
WCE36.BN/TO	Conference End Worksurface 36" - Top Only	$121.29
WCE42.BN/TO	Conference End Worksurface 42" - Top Only	$125.78
WCS2436.BN/TO	Stand Alone Corner Worksurface 24x36 - Top Only	$92.93
WCS2442.BN/TO	Stand Alone Corner Worksurface 24x42 - Top Only	$120.81
WCS244230.BN/TO	Stand Alone Corner Reduc Worksurface 24x42x30-Top Only	$157.52
WCS2448.BN/TO	Stand Alone Corner Worksurface 24x48 - Top Only	$164.50
WCS3042.BN/TO	Stand Alone Corner Worksurface 30x42 - Top Only	$160.31
WCS304224.BN/TO	Stand Alone Corner Reduc Worksurface 30x42x24-Top Only	$157.52
WCS3048.BN/TO	Stand Alone Corner Worksurface 3xX48 - Top Only	$176.58
WCS304824.BN/TO	Stand Alone Corner Reduc Worksurface 30x48x24-Top Only	$160.31
WCSK2442.BN/TO	Stand Alone Corner Worksurface 24x42-Center Pad-Top Only	$148.69
WCSK2448.BN/TO	Stand Alone Corner Worksurface 24x48-Center Pad-Top Only	$181.22
WCSK3048.BN/TO	Stand Alone Corner Worksurface 30x48-Center Pad-Top Only	$204.45
WCT.KIT.QUARTER	WQR Kit Workzone	$4.23
WCT2436.BN/TO	Corner Transitional Worksurface 24 x 36 - Top Only	$93.12
WCT2442.BN/TO	Corner Transitional Worksurface 24 x 42 - Top Only	$120.71

NEW YORK FLEXSTATION COMPONENT PRICE LIST

Date: 8/1/2022

Part Number	Description	Unit Price
WCT244230.BN.X/TO	Corner Trans Reduc Worksurface 24x42x30 - Top Only	$157.52
WCT2448.BN/TO	Corner Transitional Worksurface 24 x 48 - Top Only	$137.03
WCT244830.BN.X/TO	Corner Trans Reduc Worksurface 24x48x30 - Top Only	$160.31
WCT3042.BN/TO	Corner Transitional Worksurface 30x42 - Top Only	$153.35
WCT304224.BN.X/TO	Corner Trans Reduc Worksurface 30x42x24 - Top Only	$157.52
WCT3048.BN/TO	Corner Transitional Worksurface 30 x 48 - Top Only	$175.85
WCT304824.BN.X/TO	Corner Trans Reduc Worksurface 30x48x24 - Top Only	$160.31
WCTK2442.BN/TO	Corner Trans Worksurface w/Keyboard Pad - Top Only	$148.32
WCTK2448.BN/TO	Corner Trans Worksurface w/Keyboard Pad	$188.18
WCTK3048.BN/TO	Corner Trans Worksurface w/Keyboard Pad - Top Only	$203.23
WER2436.BN.L/TO	End Of Run Wksf 24x36-No Pad-Left Trans-Top Only	$138.74
WER2436.BN.R/TO	End Of Run Wksf 24x36-No Pad-Right Trans-Top Only	$138.74
WER2442.BN.L/TO	End Of Run Wksf 24x42-No Pad-Left Trans-Top Only	$166.64
WER2442.BN.R/TO	End Of Run Wksf 24x42-No Pad-Left Trans-Top Only	$166.64
WER2448.BN.L/TO	End Of Run Wksf 24x48-No Pad-Left Trans-Top Only	$170.06
WER2448.BN.R/TO	End Of Run Wksf 24x48-No Pad-Right Trans-Top Only	$170.06
WER3042.BN.L/TO	End Of Run Wksf 30x42-No Pad-Left Trans-Top Only	$174.25
WER3042.BN.R/TO	End Of Run Wksf 30x42-No Pad-Left Trans-Top Only	$174.25
WER3048.BN.L/TO	End Of Run Wksf 30x48-No Pad-Left Trans-Top Only	$180.57
WER3048.BN.R/TO	End Of Run Wksf 30x48-No Pad-Right Trans-Top Only	$180.57
WERK2442.BN.L/TO	End Of Run WS 24x42-Center Pad-Left Trans-Top Only	$208.44
WERK2442.BN.R/TO	End Of Run WS 24x42-Center Pad-Right Trans-Top Only	$208.44
WERK2448.BN.L/TO	End Of Run WS 24x48-Center Pad-Left Trans-Top Only	$223.32
WERK2448.BN.R/TO	End Of Run WS 24x48-Center Pad-Right Trans-Top Only	$223.32
WERK3048.BN.L/TO	End Of Run WS 30x48-Center Pad-Left Trans-Top Only	$236.32
WERK3048.BN.R/TO	End Of Run WS 30x48-Center Pad-Right Trans-Top Only	$236.32
WHR.XX	Black Hanging Rail	$13.96
WMS.XX	Manuscript Stand	$61.69
WMSC48.BN/TO	Mobile Semi-Circle Worksurface 48" - Top Only	$132.91
WMSC60.BN/TO	Mobile Semi-Circle Worksurface 60" - Top Only	$151.02
WMSCP51.BN/TO	Mobile Semi-Circle Worksurface 50.5" - Top Only	$145.44
WMSCP63.BN/TO	Mobile Semi-Circle Worksurface 62.5" - Top Only	$148.24
WMT.KIT.G.XX	Mobile Worksurface Kit - Glides	$126.00
WMT2440.BN/TO	Mobile Teardrop Worksurface 24 x 40 - Top Only	$141.47
WMT3050.BN/TO	Mobile Teardrop Worksurface 30 x 50 - Top Only	$185.91
WMTP2445.BN/TO	Mobile Teardrop Worksurface 24 x 45 - Top Only	$143.81
WMTP3055.BN/TO	Mobile Teardrop Worksurface 30 x 55 - Top Only	$192.92
WOC30F/XXX/KS	Flipper Door Laminate - 30"	$93.54
WOC30F/XXXXX/KS	Flipper Door Upholstered - 30"	$128.06
WOC30FSB/BL/LBB	Flipper Back & Sides - 30"	$150.33
WOC36F/XXX/KS	Flipper Door Laminate - 36"	$96.88
WOC36F/XXXXX/KS	Flipper Door Upholstered - 36"	$132.51
WOC36FSB/BL/LBB	Flipper Back & Sides - 36"	$155.89
WOC42F/XXX/KS	Flipper Door Laminate - 42"	$105.79
WOC42F/XXXXX/KS	Flipper Door Upholstered - 42"	$133.62
WOC42FSB/BL/LBB	Flipper Back & Sides - 42"	$167.03
WOC48F/XXX/KS	Flipper Door Laminate - 48"	$114.70
WOC48F/XXXXX/KS	Flipper Door Upholstered - 48"	$134.73
WOC48FSB/BL/LBB	Flipper Back & Sides - 48"	$169.26
WOC54F/L/XXX/KS	Flipper Door Laminate - 54" Left	$63.47
WOC54F/L/XXXXX/KS	Flipper Door - Upholstered - 54" Left	$73.50
WOC54F/R/XXX/KS	Flipper Door Laminate - 54" Right	$63.47
WOC54F/R/XXXXX/KS	Flipper Door - Upholstered - 54" Right	$73.50
WOC54FSB/BL/LBB	Flipper Back & Sides - 54" Dual	$206.00
WOC60FSB/BL/LBB	Flipper Back & Sides - 60" Dual	$228.27

NEW YORK FLEXSTATION COMPONENT PRICE LIST

Date: 8/1/2022

Part Number	Description	Unit Price
WOC66FSB/BL/LBB	Flipper Back & Sides - 66" Dual	$233.85
WOC72FSB/BL/LBB	Flipper Back & Sides - 72" Dual	$244.98
WOS30/SB/XX/LXX/EXX	Shelf Back & Sides - 30"	$146.09
WOS36/SB/XX/LXX/EXX	Shelf Back & Sides - 36"	$148.86
WOS42/SB/XX/LXX/EXX	Shelf Back & Sides - 42"	$149.25
WOS48/SB/XX/LXX/EXX	Shelf Back & Sides - 48"	$154.43
WOS54/SB/XX/LXX/EXX	Shelf Back & Sides - 54"	$155.83
WOS60/SB/XX/LXX/EXX	Shelf Back & Sides - 60"	$157.22
WOS72/SB/XX/LXX/EXX	Shelf Back & Sides - 72"	$159.99
WPW2448.BN/TO	Peninsula End Worksurface 24 x 48 - Top Only	$117.79
WPW2460.BN/TO	Peninsula End Worksurface 24 x 60 - Top Only	$124.77
WPW2466.BN/TO	Peninsula End Worksurface 24 x 66 - Top Only	$127.44
WPW2472.BN/TO	Peninsula End Worksurface 24 x 72 - Top Only	$130.35
WPW3048.BN/TO	Peninsula End Worksurface 30 x 48 - Top Only	$123.62
WPW3060.BN/TO	Peninsula End Worksurface 30 x 60 - Top Only	$130.51
WPW3066.BN/TO	Peninsula End Worksurface 30 x 66 - Top Only	$134.46
WPW3072.BN/TO	Peninsula End Worksurface 30 x 72 - Top Only	$137.42
WQR24.BN/TO	Quarter Round Transitional WorksurfaceE 24x24 - Top Only	$129.86
WQR30.BN/TO	Quarter Round Transitional Worksurface 30x30 - Top Only	$136.81
WQRP24.BN/TO	Quarter Round Trans Worksurface(Panel)24x24-Top Only	$129.86
WQRP30.BN/TO	Quarter Round Trans Worksurface(Panel)30x30-Top Only	$136.81
WRC244230.BN/TO	Curvilinear Worksurface 24x42x30 - Top Only	$132.15
WRC244830.BN/TO	Curvilinear Worksurface 24x48x30 - Top Only	$142.11
WRC245430.BN/TO	Curvilinear Worksurface 24x54x30 - Top Only	$153.47
WRC246030.BN/TO	Curvilinear Worksurface 24x60x30 - Top Only	$159.17
WRC246630.BN/TO	Curvilinear Worksurface 24x66x30 - Top Only	$167.82
WRC247230.BN/TO	Curvilinear Worksurface 24x72x30 - Top Only	$176.21
WRC304224.BN/TO	Curvilinear Worksurface 30x42x24 - Top Only	$132.15
WRC304824.BN/TO	Curvilinear Worksurface 30x48x24 - Top Only	$142.11
WRC305424.BN/TO	Curvilinear Worksurface 30x48x24 - Top Only	$153.47
WRC306024.BN/TO	Curvilinear Worksurface 30x60x24 - Top Only	$159.17
WRC306624.BN/TO	Curvilinear Worksurface 30x66x24 - Top Only	$167.82
WRC307224.BN/TO	Curvilinear Worksurface 30x72x24 - Top Only	$176.21
WRT2430.BN.L/TO	Rectangular Transitional Wksf 24x30-Left Trans-Top Only	$76.89
WRT2430.BN.R/TO	Rectangular Transitional Wksf 24x30-Right Trans-Top Only	$76.89
WRT2430.BN.X/TO	Rectangular Transitional Wksf 24x30-No Trans-Top Only	$76.89
WRT3024.BN.L/TO	Rectangular Transitional Wksf 30x24-Left Trans-Top Only	$76.89
WRT3024.BN.R/TO	Rectangular Transitional Wksf 30x24-Right Trans-Top Only	$76.89
WRT3024.BN.X/TO	Rectangular Transitional Wksf 30x24-No Trans-Top Only	$76.89
WST2424.BN.X/TO	Square Transitional Worksurface 24 x 24 - Top Only	$58.71
WST3030.BN.X/TO	Square TransitionalWorksurface 30 x 30 - Top Only	$77.33
WSU3036.BN/TO	Stand Up Worksurface 30 x 36	$83.64
WTT2424.BN/TO	Triangle Transition Worksurface 24x24x34 - Top Only	$87.82
WTT3030.BN/TO	Triangle Transition Worksurface 30x30x42 - Top Only	$91.29
WUSS30/OS/US/XX	30" Streamlined Universal Shelf	$243.61
WUSS36/OCL/US/XX	36" Streamlined Universal Shelf Corner LH	$250.39
WUSS36/OCR/US/XX	36" Streamlined Universal Shelf Corner RH	$250.39
WUSS36/OS/US/XX	36" Streamlined Universal Shelf	$250.39
WUSS42/OCL/US/XX	42" Streamlined Universal Shelf Corner LH	$257.15
WUSS42/OCR/US/XX	42" Streamlined Universal Shelf Corner RH	$257.15
WUSS42/OS/US/XX	42" Streamlined Universal Shelf	$257.15
WUSS48/OCL/US/XX	48" Streamlined Universal Shelf Corner LH	$263.91
WUSS48/OCR/US/XX	48" Streamlined Universal Shelf Corner RH	$263.91
WUSS48/OS/US/XX	48" Streamlined Universal Shelf	$263.91
WUSS54/OS/US/XX	54" Streamlined Universal Shelf	$277.46

NEW YORK FLEXSTATION COMPONENT PRICE LIST

Date: 8/1/2022

Part Number	Description	Unit Price
WUSS60/OS/US/XX	60" Streamlined Universal Shelf	$284.20
WUSS66/OS/US/XX	66" Streamlined Universal Shelf	$426.31
WUSS72/OS/US/XX	72" Streamlined Universal Shelf	$439.86
WZ.SC18	8-Wire Table To Table Connector	$52.30
WZ.T6PI.27.XX	27" 10-Wire Floor Infeed (6-2-2)	$116.92
WZ.T6PI.29.XX	29" 10-Wire Floor Infeed (6-2-2)	$119.26
WZ.T6PI.42.XX	42" 10-Wire Floor Infeed (6-2-2)	$126.27
WZ.T6RECP.1	#1 10-Wire Receptacle (6-2-2)	$6.43
WZ.T6RECP.2	#2 10-Wire Receptacle (6-2-2)	$6.43
WZ.T6RECP.3	#3 10-Wire Receptacle (6-2-2)	$6.43
WZ.T6RECP.4I	#4I 10-Wire Isolated Receptacle (6-2-2)	$6.43
WZ.T6RECP.5I	#5I 10-Wire Isolated Receptacle (6-2-2)	$6.43
WZ.T6RECP.6I	#6I 10-Wire Isolated Receptacle (6-2-2)	$6.43
WZ.T6SC18	10 Wire Table to Table Connector (6-2-2)	$40.93
WZ.TROUGH.NP.30	Workzone Non-Powered Trough - 30"	$39.75
WZ.TROUGH.NP.36	Workzone Non-Powered Trough - 36"	$43.26
WZ.TROUGH.NP.42	Workzone Non-Powered Trough - 42"	$45.60
WZ.TROUGH.NP.48	Workzone Non-Powered Trough - 48"	$57.95
WZ.TROUGH.NP.54	Workzone Non-Powered Trough - 54"	$69.38
WZ.TROUGH.NP.60	Workzone Non-Powered Trough - 60"	$70.99
WZ.TROUGH.NP.66	Workzone Non-Powered Trough - 66"	$77.40
WZ.TROUGH.NP.72	Workzone Non-Powered Trough - 72"	$81.85
WZ.TROUGH.T6.30	Workzone Powered T6 Trough - 30"	$81.85
WZ.TROUGH.T6.36	Workzone Powered T6 Trough - 36"	$86.53
WZ.TROUGH.T6.42	Workzone Powered T6 Trough - 42"	$91.20
WZ.TROUGH.T6.48	Workzone Powered T6 Trough - 48"	$95.88
WZ.TROUGH.T6.54	Workzone Powered T6 Trough - 54"	$104.06
WZ.TROUGH.T6.60	Workzone Powered T6 Trough - 60"	$171.87
WZ.TROUGH.T6.66	Workzone Powered T6 Trough - 66"	$180.06
WZ.TROUGH.T6.72	Workzone Powered T6 Trough - 72"	$181.22
WZMP60.XX	60" Guest Modesty Panel	$36.48
WZMP66.XX	66" Guest Modesty Panel	$42.56
WZMP72.XX	72" Guest Modesty Panel	$48.63
WZMP84.XX	84" Guest Modesty Panel	$66.87
WZPP244860.BN.L/TO	Piano Peninsula Worksurface 24x48x60-Left-Top Only	$374.30
WZPP244860.BN.R/TO	Piano Peninsula Worksurface 24x48x60-Right-Top Only	$374.30
WZPP244866.BN.L/TO	Piano Peninsula Worksurface 24x48x66-Left-Top Only	$379.80
WZPP244866.BN.R/TO	Piano Peninsula Worksurface 24x48x66-Right-Top Only	$379.80
WZPP244872.BN.L/TO	Piano Peninsula Worksurface 24x48x72-Left-Top Only	$428.42
WZPP244872.BN.R/TO	Piano Peninsula Worksurface 24x48x72-Right-Top Only	$428.42
WZPP304866.BN.L/TO	Piano Peninsula Worksurface 30x48x66-Left-Top Only	$451.92
WZPP304866.BN.R/TO	Piano Peninsula Worksurface 30x48x66-Right-Top Only	$451.92
WZPP304872.BN.L/TO	Piano Peninsula Worksurface 30x48x72-Left-Top Only	$455.97
WZPP304872.BN.R/TO	Piano Peninsula Worksurface 30x48x72-Right-Top Only	$455.97
WZPT244860.BN.L/TO	"P" Shaped Peninsula Wksf 24x48x60-Left-Top Only	$406.02
WZPT244860.BN.R/TO	"P" Shaped Peninsula Wksf 24x48x60-Right-Top Only	$406.02
WZPT244866.BN.L/TO	"P" Shaped Peninsula Wksf 24x48x66-Left-Top Only	$411.42
WZPT244866.BN.R/TO	"P" Shaped Peninsula Wksf 24x48x66-Right-Top Only	$411.42
WZPT244872.BN.L/TO	"P" Shaped Peninsula Wksf 24x48x72-Left-Top Only	$416.85
WZPT244872.BN.R/TO	"P" Shaped Peninsula Wksf 24x48x72-Right-Top Only	$416.85
WZPT304866.BN.L/TO	"P" Shaped Peninsula Wksf 30x48x66-Left-Top Only	$423.49
WZPT304866.BN.R/TO	"P" Shaped Peninsula Wksf 30x48x66-Right-Top Only	$423.49
WZPT304872.BN.L/TO	"P" Shaped Peninsula Wksf 30x48x72-Left-Top Only	$430.26
WZPT304872.BN.R/TO	"P" Shaped Peninsula Wksf 30x48x72-Right-Top Only	$430.26
WZSS244860.BN.L/TO	Square Shoe Worksurface 24x48x60-Left-Top Only	$384.74

NEW YORK FLEXSTATION COMPONENT PRICE LIST

Date: 8/1/2022

Part Number	Description	Unit Price
WZSS244860.BN.R/TO	Square Shoe Worksurface 24x48x60-Right-Top Only	$384.74
WZSS244866.BN.L/TO	Square Shoe Worksurface 24x48x66-Left-Top Only	$398.68
WZSS244866.BN.R/TO	Square Shoe Worksurface 24x48x66-Right-Top Only	$398.68
WZSS244872.BN.L/TO	Square Shoe Worksurface 24x48x72-Left-Top Only	$405.65
WZSS244872.BN.R/TO	Square Shoe Worksurface 24x48x72-Right-Top Only	$405.65
WZSS244884.BN.L/TO	Square Shoe Worksurface 24x48x84-Left-Top Only	$480.94
WZSS244884.BN.R/TO	Square Shoe Worksurface 24x48x84-Right-Top Only	$480.94
WZSS304866.BN.L/TO	Square Shoe Worksurface 30x48x66-Left-Top Only	$402.85
WZSS304866.BN.R/TO	Square Shoe Worksurface 30x48x66-Right-Top Only	$402.85
WZSS304872.BN.L/TO	Square Shoe Worksurface 30x48x72-Left-Top Only	$418.20
WZSS304872.BN.R/TO	Square Shoe Worksurface 30x48x72-Right-Top Only	$418.20
WZSS304884.BN.L/TO	Square Shoe Worksurface 30x48x84-Left-Top Only	$506.01
WZSS304884.BN.R/TO	Square Shoe Worksurface 30x48x84-Right-Top Only	$506.01
WZUL30/U/OS/US/XX/XXX/M	30" Streamlined Universal Overhead w/ Laminate Door	$378.96
WZUL36/U/OCL/US/XX/XXX/M	36" Streamlined Universal Overhead w/Laminate Door Crnr LH	$392.47
WZUL36/U/OCR/US/XX/XXX/M	36" Streamlined Universal Overhead w/Laminate Door Crnr RH	$392.47
WZUL36/U/OS/US/XX/XXX/M	36" Streamlined Universal Overhead w/ Laminate Door	$392.47
WZUL42/U/OCL/US/XX/XXX/M	42" Streamlined Universal Overhead w/Laminate Door Crnr LH	$406.01
WZUL42/U/OCR/US/XX/XXX/M	42" Streamlined Universal Overhead w/Laminate Door Crnr RH	$406.01
WZUL42/U/OS/US/XX/XXX/M	42" Streamlined Universal Overhead w/ Laminate Door	$406.01
WZUL48/U/OCL/US/XX/XXX/M	48" Streamlined Universal Overhead w/Laminate Door Crnr LH	$419.54
WZUL48/U/OCR/US/XX/XXX/M	48" Streamlined Universal Overhead w/Laminate Door Crnr RH	$419.54
WZUL48/U/OS/US/XX/XXX/M	48" Streamlined Universal Overhead w/ Laminate Door	$419.54
WZUL54/U/OS/US/XX/XXX/M	54" Streamlined Universal Overhead w/ Laminate Door	$473.68
WZUL60/U/OS/US/XX/XXX/M	60" Streamlined Universal Overhead w/ Laminate Door	$487.22
WZUL66/U/OS/US/XX/XXX/M	66" Streamlined Universal Overhead w/ Laminate Door	$669.93
WZUL72/U/OS/US/XX/XXX/M	72" Streamlined Universal Overhead w/ Laminate Door	$730.83
WZUP46.2167.XX	Standard Middle Upright Streamlined	$37.86
WZUP46.2172.XX	Standard Upright Set Streamlined	$108.23
WZUP46.2173.LC.XX	Left Corner Upright Set Streamlined	$108.23
WZUP46.2173.RC.XX	Right Corner Upright Set Streamlined	$108.23

NEW YORK FREESTANDING DESKTOP SCREENS

DATE: 08/01/22

Description	Model	OEI PRICE
NOTE: Lead Time is 3 weeks ARO, Minimum order quantity is 25		
Desktop 3 Window Folding Barrier - Small 20"H x 20"W x 14" sides	S20280337	$43.00
Desktop 3 Window Folding Barrier - Medium 24"H x 20"W x 16" sides	S20280338	$45.00
Desktop 3 Window Folding Barrier - Large 24"H x 23"W x 16" sides	S20280339	$47.00
T-Gripper Channels(4pcs per kit)-Adhesive-To Secure to Wksf/Desktop	S20284315	$3.50
NOTE: Lead Time is 6 weeks ARO, Minimum order quantity is 1		
Worksurface Freestanding Acrylic Shield – 24x24	S20273041	$97.00
Worksurface Freestanding Acrylic Shield – 24x30	S20273042	$107.00
Worksurface Freestanding Acrylic Shield – 24x36	S20273043	$131.00
Worksurface Freestanding Acrylic Shield – 24x42	S20273044	$138.00
Worksurface Freestanding Acrylic Shield – 24x48	S20272372	$140.00
Worksurface Freestanding Acrylic Shield – 24x54	S20273045	$145.00
Worksurface Freestanding Acrylic Shield – 24x60	S20273046	$150.00
Worksurface Freestanding Acrylic Shield – 30x30 w/slot	S20272881	$155.00
NOTE: Lead Time is 3 weeks ARO, Minimum order quantity is 4		
Desktop Clear Acrylic Screen User Edge Clamp 26x14x24	S20274782	$165.00
Desktop Clear Acrylic Screen Non-User Edge Clamp 26x14x24	S20275001	$245.00
Desktop Clear Acrylic Screen Freestanding No Clamp 26x14x24	S20275002	$152.00

NEW YORK IN TANDEM MODEL PRICE LIST

Date: 8/1/2022

BEAMS - CORNER MIDDLE

CORNER MIDDLE BEAM 10 WIRE WITH DATA COVER

ITCB	***Corner Middle Beam***
24	***Size***
T6	***10 Wire***
DC	***With Data Cover***
XX	***Trim Color***

Model Number	Description	Price
ITCB24/T6/DC/XX	24" Corner Middle Beam 10 Wire With Data Cover	$459.88
ITCB30/T6/DC/XX	30" Corner Middle Beam 10 Wire With Data Cover	$479.93
ITCB36/T6/DC/XX	36" Corner Middle Beam 10 Wire With Data Cover	$525.58
ITCB42/T6/DC/XX	42" Corner Middle Beam 10 Wire With Data Cover	$551.20

CORNER MIDDLE BEAM HARD WIRE WITH DATA COVER

ITCB	***Corner Middle Beam***
24	***Size***
HC	***Hard Wire***
DC	***With Data Cover***
XX	***Trim Color***

Model Number	Description	Price
ITCB24/HC/DC/XX	24" Corner Middle Beam Hard Wire With Data Cover	$440.96
ITCB30/HC/DC/XX	30" Corner Middle Beam Hard Wire With Data Cover	$456.55
ITCB36/HC/DC/XX	36" Corner Middle Beam Hard Wire With Data Cover	$499.97
ITCB42/HC/DC/XX	42" Corner Middle Beam Hard Wire With Data Cover	$524.47

CORNER MIDDLE BEAM NO POWER WITH DATA COVER

ITCB	***Corner Middle Beam***
24	***Size***
NN	***No Power***
DC	***With Data Cover***
XX	***Trim Color***

Model Number	Description	Price
ITCB24/NN/DC/XX	24" Corner Middle Beam No Power With Data Cover	$315.13
ITCB30/NN/DC/XX	30" Corner Middle Beam No Power With Data Cover	$328.49
ITCB36/NN/DC/XX	36" Corner Middle Beam No Power With Data Cover	$365.24
ITCB42/NN/DC/XX	42" Corner Middle Beam No Power With Data Cover	$393.07

CORNER MIDDLE BEAM 10 WIRE W/O DATA COVER

ITCB	***Corner Middle Beam***
24	***Size***
T6	***10 Wire***
ND	***No Data Cover***
XX	***Trim Color***

Model Number	Description	Price
ITCB24/T6/ND/XX	24" Corner Middle Beam 10 Wire w/o Data Cover	$403.10
ITCB30/T6/ND/XX	30" Corner Middle Beam 10 Wire w/o Data Cover	$422.03
ITCB36/T6/ND/XX	36" Corner Middle Beam 10 Wire w/o Data Cover	$461.00
ITCB42/T6/ND/XX	42" Corner Middle Beam 10 Wire w/o Data Cover	$483.27

NEW YORK IN TANDEM MODEL PRICE LIST

Date: 8/1/2022

CORNER MIDDLE BEAM HARD WIRE W/O DATA COVER

ITCB	***Corner Middle Beam***
24	***Size***
HC	***Hard Wire***
ND	***No Data Cover***
XX	***Trim Color***

Model Number	Description	Price
ITCB24/HC/ND/XX	24" Corner Middle Beam Hard Wire w/o Data Cover	$383.05
ITCB30/HC/ND/XX	30" Corner Middle Beam Hard Wire w/o Data Cover	$400.87
ITCB36/HC/ND/XX	36" Corner Middle Beam Hard Wire w/o Data Cover	$438.73
ITCB42/HC/ND/XX	42" Corner Middle Beam Hard Wire w/o Data Cover	$458.77

CORNER MIDDLE BEAM NO POWER W/O DATA COVER

ITCB	***Corner Middle Beam***
24	***Size***
NN	***No Power***
ND	***No Data Cover***
XX	***Trim Color***

Model Number	Description	Price
ITCB24/NN/ND/XX	24" Corner Middle Beam No Power w/o Data Cover	$275.04
ITCB30/NN/ND/XX	30" Corner Middle Beam No Power w/o Data Cover	$288.41
ITCB36/NN/ND/XX	36" Corner Middle Beam No Power w/o Data Cover	$319.58
ITCB42/NN/ND/XX	42" Corner Middle Beam No Power w/o Data Cover	$344.08

NEW YORK ITHACA ULTRA MODEL PRICE LIST

Date: 8/1/2022

ITHACA ULTRA

GUEST CHAIR

OEI71S ***Guest Chair***
KMETER,KR72,KR200M,ETC. ***Arm Option***
MF, NF ***MF=Memory Foam, NF=Standard Foam***
BL ***Black Mesh Back Panel***
NOTE: ***Correctional Industry Program Supplies Fabric & Completes Upholstery***
FAMILY NAME: ***ITHIC***

Model Number	Description	Price
OEI71S/JRPD/MF/BL	Guest Chair Break Away Height Adj Arms Memory Foam	$333.22
OEI71S/JRPD/NF/BL	Guest Chair Break Away Height Adj Arms Standard Foam	$272.42
OEI71S/KMETER/MF/BL	Guest Chair Fixed Loop Arms Memory Foam	$236.18
OEI71S/KMETER/NF/BL	Guest Chair Fixed Loop Arms Standard Foam	$175.38
OEI71S/KR200M/MF/BL	Guest Chair Height & Width Adjustable T-Arm Memory Foam	$313.35
OEI71S/KR200M/NF/BL	Guest Chair Height & Width Adjustable T-Arm Standard Foam	$252.55
OEI71S/KR48/MF/BL	Guest Chair Fixed Loop Arms Memory Foam	$279.45
OEI71S/KR48/NF/BL	Guest Chair Fixed Loop Arms Standard Foam	$218.65
OEI71S/KR72/MF/BL	Guest Chair Adjustable Loop Arms Memory Foam	$277.10
OEI71S/KR72/NF/BL	Guest Chair Adjustable Loop Arms Standard Foam	$216.30
OEI71S/NA/MF/BL	Guest Chair No Arms Memory Foam	$216.30
OEI71S/NA/NF/BL	Guest Chair No Arms Standard Foam	$155.50

MID BACK CHAIR

OEI74 ***Mid Back Chair***
KMETER,KR72,KR200M,ETC. ***Arm Option***
MF, NF ***MF=Memory Foam, NF=Standard Foam***
SLD ***Sliding Seat***
BL ***Black Mesh Back Panel***
C, S ***C=Carpet Casters(For Hard Floor Casters, replace the C with an S - same price)***
NOTE: ***Correctional Industry Program Supplies Fabric & Completes Upholstery***
FAMILY NAME: ***ITHIC***

Model Number	Description	Price
JR39	Adjustable T-Arm Set	$65.48
JR69	Ithaca 4D Arm Set	$142.65
KMETR	Fixed Loop Arm Set (Economy)	$19.88
KR200M	Fully Adjustable Task Arm Set w/Memo Pad	$97.05
KR48	Fixed Loop Arm Set	$63.15
KR72	Adjustable Loop Arm Set	$60.80
OEI74/JR39/MF/SLD/BL/C	Mid Back Chair w/ Adjustable T-Arms Memory Foam Crpt Cstrs	$376.49
OEI74/JR39/NF/SLD/BL/C	Mid Back Chair w/ Adjustable T-Arms Standard Foam Crpt Cstrs	$318.03
OEI74/JR69/MF/SLD/BL/C	Mid Back Chair w/ Adj. Pivoting Arm Memory FoamCrptCstrs	$453.66
OEI74/JR69/NF/SLD/BL/C	Mid Back Chair w/ Adj. Pivoting Arm Standard FoamCrptCstrs	$395.20
OEI74/JRPD/MF/SLD/BL/C	Mid Back Chair w/Break Away HgtAdjArms MemoryFoam CrptCstrs	$427.93
OEI74/JRPD/NF/SLD/BL/C	Mid Back Chair w/Break Away HgtAdjArms StandardFoam CrptCstrs	$369.47
OEI74/KMETER/MF/SLD/BL/C	Mid Back Chair w/ Fixed Loop Arms Memory Foam Crpt Cstrs	$330.89
OEI74/KMETER/NF/SLD/BL/C	Mid Back Chair w/ Fixed Loop Arms Standard Foam Crpt Cstrs	$272.43
OEI74/KR200M/MF/SLD/BL/C	Mid Back Chair w/ Hght & Width Adj T-Arm MemoryFoamCrptCstrs	$408.06
OEI74/KR200M/NF/SLD/BL/C	Mid Back Chair w/ Hght & Width Adj T-Arm StandardFoamCrptCstrs	$349.60
OEI74/KR48/MF/SLD/BL/C	Mid Back Chair w/ Fixed Loop Arms Memory Foam Carpet Cstrs	$374.16
OEI74/KR48/NF/SLD/BL/C	Mid Back Chair w/ Fixed Loop Arms Standard Foam Carpet Cstrs	$315.70
OEI74/KR72/MF/SLD/BL/C	Mid Back Chair w/ Adj. Loop Arms Memory Foam Carpet Cstrs	$371.81
OEI74/KR72/NF/SLD/BL/C	Mid Back Chair w/ Adj. Loop Arms Standard Foam Carpet Cstrs	$313.35
OEI74/NA/MF/SLD/BL/C	Mid Back Chair No Arms Memory Foam Carpet Casters	$311.01
OEI74/NA/NF/SLD/BL/C	Mid Back Chair No Arms Standard Foam Carpet Casters	$252.55

NEW YORK ITHACA ULTRA MODEL PRICE LIST

Date: 8/1/2022

HIGH BACK CHAIR

OEI78	***High Back Chair***
KMETER,KR72,KR200M,ETC.	***Arm Option***
MF, NF	***MF=Memory Foam, NF=Standard Foam***
HR	***Head Rest (Fully Upholstered/Assembled)***
SLD/BL	***Sliding Seat / Black Mesh Back Panel***
C, S	***C=Carpet Casters(For Hard Floor Casters, replace the C with an S - same price)***
NOTE:	***Correctional Industry Program Supplies Fabric & Completes Upholstery***
FAMILY NAME:	***ITHIC***

Model Number	Description	Price
OEI78/JR39/MF/HR/SLD/BL/C	High Back Chair w/ Adj. T-Arms w/Hdrst Memory Foam CrptCstrs	$439.62
OEI78/JR39/MF/SLD/BL/C	High Back Chair w/ Adj. T-Arms Memory Foam Carpe tCasters	$397.54
OEI78/JR39/NF/HR/SLD/BL/C	High Back Chair w/ Adj. T-Arms w/Hdrst Standard Foam CrptCstrs	$379.99
OEI78/JR39/NF/SLD/BL/C	High Back Chair w/ Adj. T-Arms Standard Foam Carpet Casters	$337.90
OEI78/JR69/MF/HR/SLD/BL/C	High Back Chair w/Adj Pivoting Arm w/HdrstMemFoamCrptCstrs	$516.79
OEI78/JR69/MF/SLD/BL/C	High Back Chair w/Adj Pivoting Arm Memory FoamCrpt Casters	$474.71
OEI78/JR69/NF/HR/SLD/BL/C	High Back Chair w/Adj Pivoting Arm w/HdrstStndFoamCrptCstrs	$457.16
OEI78/JR69/NF/SLD/BL/C	High Back Chair w/Adj Pivoting Arm Standard FoamCrpt Casters	$415.07
OEI78/JRPD/MF/HR/SLD/BL/C	High Back Chair w/BrkAway HgtAdjArms w/Hdrst MemFm CrptCstrs	$491.06
OEI78/JRPD/MF/SLD/BL/C	High Back Chair w/BrkAway HgtAdjArms MemoryFoam CrptCstrs	$448.98
OEI78/JRPD/NF/HR/SLD/BL/C	High Back Chair w/BrkAway HgtAdjArms w/Hdrst StndFm CrptCstrs	$431.43
OEI78/JRPD/NF/SLD/BL/C	High Back Chair w/Break Away HgtAdjArms Stnd Foam CrptCstrs	$389.34
OEI78/KMETER/MF/HR/SLD/BL/C	High Back Chair w/ Fixed LoopArm w/Hdrst MemoryFoamCrptCstrs	$394.02
OEI78/KMETER/MF/SLD/BL/C	High Back Chair w/ Fixed Loop Arm Memory Foam CarpetCasters	$351.94
OEI78/KMETER/NF/HR/SLD/BL/C	High Back Chair w/ Fixed LoopArm w/Hdrst StndrdFoam CrptCstrs	$334.39
OEI78/KMETER/NF/SLD/BL/C	High Back Chair w/ Fixed Loop Arm Standard Foam CarpetCasters	$292.30
OEI78/KR200M/MF/HR/SLD/BL/C	High Back Chair w/Hght&WidthAdjTArm w/HdrstMemFoamCrptCstrs	$471.19
OEI78/KR200M/MF/SLD/BL/C	High Back Chair w/Hght&Width Adj TArm MemoryFoam CrptCstrs	$429.11
OEI78/KR200M/NF/HR/SLD/BL/C	High Back Chair w/Hght&WidthAdjTArm w/HdrstStndFoamCrptCstrs	$411.56
OEI78/KR200M/NF/SLD/BL/C	High Back Chair w/Hght&Width Adj TArm Stnd Foam CarpetCstrs	$369.47
OEI78/KR48/MF/HR/SLD/BL/C	High Back Chair w/ Fixed LoopArm w/Hdrst MemoryFoamCrptCstrs	$437.29
OEI78/KR48/MF/SLD/BL/C	High Back Chair w/ Fixed Loop Arm Memory Foam CarpetCasters	$395.21
OEI78/KR48/NF/HR/SLD/BL/C	High Back Chair w/ Fixed LoopArm w/Hdrst StndrdFoam CrptCstrs	$377.66
OEI78/KR48/NF/SLD/BL/C	High Back Chair w/ Fixed Loop Arm Standard Foam CarpetCasters	$335.57
OEI78/KR72/MF/HR/SLD/BL/C	High Back Chair w/ Adj. LoopArm w/Hdrst MemoryFoamCrptCstrs	$434.94
OEI78/KR72/MF/SLD/BL/C	High Back Chair w/ Adj. Loop Arm Memory Foam CarpetCasters	$392.86
OEI78/KR72/NF/HR/SLD/BL/C	High Back Chair w/ Adj. LoopArm w/Hdrst StandardFoamCrptCstrs	$375.31
OEI78/KR72/NF/SLD/BL/C	High Back Chair w/ Adj. Loop Arm Standard Foam CarpetCasters	$333.22
OEI78/NA/MF/HR/SLD/BL/C	High Back Chair No Arms w/Hdrst Memory Foam CarpetCasters	$374.14
OEI78/NA/MF/SLD/BL/C	High Back Chair No Arms Memory Foam Carpet Casters	$332.06
OEI78/NA/NF/HR/SLD/BL/C	High Back Chair No Arms w/Hdrst Standard Foam CarpetCasters	$314.51
OEI78/NA/NF/SLD/BL/C	High Back Chair No Arms Standard Foam Carpet Casters	$272.42

STOOL CHAIR

OEI75	***Stool Chair***
KMETER,KR72,KR200M,ETC.	***Arm Option***
MF, NF	***MF=Memory Foam, NF=Standard Foam***
SLD/BL	***Sliding Seat / Black Mesh Back Panel***
C, S, G	***C=Carpet Casters, S=Hard Floor Casters, G=Stool Glides***
NOTE:	***Correctional Industry Program Supplies Fabric & Completes Upholstery***
FAMILY NAME:	***ITHIC***

Model Number	Description	Price
OEI75/JR39/MF/SLD/BL/C	Stool Chair w/ Adjustable T-Arms Memory Foam Carpet Casters	$426.76
OEI75/JR39/NF/SLD/BL/C	Stool Chair w/ Adjustable T-Arms Standard Foam Carpet Casters	$367.14
OEI75/JR69/MF/SLD/BL/C	Stool Chair w/ Adj. Pivoting Arms Memory Foam CrptCstrs	$503.93
OEI75/JR69/NF/SLD/BL/C	Stool Chair w/ Adj. Pivoting Arms Standard Foam CrptCstrs	$444.31

NEW YORK ITHACA ULTRA MODEL PRICE LIST

Date: 8/1/2022

OEI75/JRPD/MF/SLD/BL/C	Stool Chair w/Break Away HgtAdj Arms Memory Foam Crpt Cstrs	$478.20
OEI75/JRPD/NF/SLD/BL/C	Stool Chair w/Break Away HgtAdj Arms Standard Foam Crpt Cstrs	$418.58
OEI75/KMETER/MF/SLD/BL/C	Stool Chair w/ Fixed Loop Arms Memory Foam Carpet Casters	$381.16
OEI75/KMETER/NF/SLD/BL/C	Stool Chair w/ Fixed Loop Arms Standard Foam Carpet Casters	$321.54
OEI75/KR200M/MF/SLD/BL/C	Stool Chair w/ Hght & Width Adj T-Arm Memory FoamCarpetCstrs	$458.33
OEI75/KR200M/NF/SLD/BL/C	Stool Chair w/ Hght & Width Adj T-Arm Standard FoamCarpetCstrs	$398.71
OEI75/KR48/MF/SLD/BL/C	Stool Chair w/ Fixed Loop Arms Memory Foam Carpet Casters	$424.43
OEI75/KR48/NF/SLD/BL/C	Stool Chair w/ Fixed Loop Arms Standard Foam Carpet Casters	$364.81
OEI75/KR72/MF/SLD/BL/C	Stool Chair w/ Adjustable Loop Arms Memory Foam Crpt Cstrs	$422.08
OEI75/KR72/NF/SLD/BL/C	Stool Chair w/ Adjustable Loop Arms Standard Foam Crpt Cstrs	$362.46
OEI75/NA/MF/SLD/BL/C	Stool Chair No Arms Memory Foam Carpet Casters	$361.28
OEI75/NA/NF/SLD/BL/C	Stool Chair No Arms Standard Foam Carpet Casters	$301.66

NEW YORK ITHACA MODEL PRICE LIST

Date: 8/1/2022

ITHACA

TASK CHAIR

OEI62, OEI64 ***Standard Chair***
KMETER,KR72,KR200M,ETC. ***Arm Options***
NF ***Standard Foam (For Memory Foam, add $50 to the chair price and change NF to MF)***
C (S or G) ***C=Carpet Casters (Use S for Hard Floor Casters and G for Glides)***
NOTE: ***Correctional Industry Program Supplies Fabric and Completes Upholstery***
FAMILY NAME: ***ITHIC***

Model Number	Description	Price
OEI62/JR39/STD/NF/C	Task Chair - Free Float w/Adjustable T-Arm	$252.55
OEI62/JR69/STD/NF/C	Task Chair - Free Float w/Pivoting Adjustable Arm	$329.72
OEI62/JRPDLA/STD/NF/C	Task Chair - Free Float w/Break Away Arm	$303.99
OEI62/KMETER/STD/NF/C	Task Chair - Free Float w/Fixed Loop Arm	$206.95
OEI62/KR200M/STD/NF/C	Task Chair - Free Float w/Height & Width Adjustable T-Arm	$284.12
OEI62/KR300/STD/NF/C	Task Chair - Free Float w/Adjustable Arms	$260.73
OEI62/KR48/STD/NF/C	Task Chair - Free Float w/Fixed Loop Arm	$250.22
OEI62/KR72/STD/NF/C	Task Chair - Free Float w/Adjustable Loop Arm	$247.87
OEI62/NA/STD/NF/C	Task Chair - Free Float w/o Arms	$187.07
OEI64/JR39/SLD/NF/C	Task Chair - Free Float w/ Adjustable T-Arm w/Seat Slider	$278.28
OEI64/JR69/SLD/NF/C	Task Chair - Free Float w/ Pivoting Adj Arm w/Seat Slider	$355.45
OEI64/JRPDLA/SLD/NF/C	Task Chair - Free Float w/ Break Away Arm w/Seat Slider	$329.72
OEI64/KMETER/SLD/NF/C	Task Chair - Free Float w/ Fixed Loop Arm w/Seat Slider	$232.68
OEI64/KR200M/SLD/NF/C	Task Chair - Free Float w/ Hgt & Width Adj T-Arm w/Seat Slider	$309.85
OEI64/KR300/SLD/NF/C	Task Chair - Free Float w/ Adjustable Arms w/Seat Slider	$286.46
OEI64/KR48/SLD/NF/C	Task Chair - Free Float w/ Fixed Loop Arm w/Seat Slider	$275.95
OEI64/KR72/SLD/NF/C	Task Chair - Free Float w/ Adjustable Loop Arm w/Seat Slider	$273.60
OEI64/NA/SLD/NF/C	Task Chair - Free Float w/o Arms w/Seat Slider	$212.80

SLED BASE CHAIR

OEI60S ***Sled Chair***
JRPD,KMETER,KR200,KR48 ***Arm Options***
NF ***Standard Foam (For Memory Foam, add $50 to the chair price and change NF to MF)***
NOTE: ***Correctional Industry Program Supplies Fabric and Completes Upholstery***
FAMILY NAME: ***ITHIC***

Model Number	Description	Price
OEI60S/JRPD/STD/NF	Sled Base Guest Chair w/Break Away Height Adj Arms	$303.99
OEI60S/KMETER/STD/NF	Sled Base Guest Chair w/ Fixed Loop Arm	$136.80
OEI60S/KR200M/STD/NF	Sled Base Guest Chair w/Fully Adj Arm w/Memo Pad	$213.97
OEI60S/KR48/STD/NF	Sled Base Guest Chair w/Fixed Loop Arm	$180.07
OEI60S/NA/STD/NF	Sled Base Guest Chair w/o Arms	$116.92

STOOL

OEI63, OEI65 ***Standard Chair***
KMETER,KR72,KR200M,ETC. ***Arm Options***
NF ***Standard Foam (For Memory Foam, add $50 to the chair price and change NF to MF)***
C (S or G) ***C=Carpet Casters (Use S for Hard Floor Casters and G for Glides)***
NOTE: ***Correctional Industry Program Supplies Fabric and Completes Upholstery***
FAMILY NAME: ***ITHIC***

Model Number	Description	Price
OEI63/JR39/STD/NF/C	Stool w/ Adjustable T-Arm	$302.83
OEI63/JR69/STD/NF/C	Stool w/Pivoting Adjustable Arm	$380.00
OEI63/JRPDLA/STD/NF/C	Stool w/ Break Away Arm	$354.27
OEI63/KMETER/STD/NF/C	Stool w/ Fixed Loop Arm	$257.23
OEI63/KR200M/STD/NF/C	Stool w/ Height & Width Adjustable T-Arm	$334.40
OEI63/KR300/STD/NF/C	Stool w/Adjustable Arms	$311.01

NEW YORK ITHACA MODEL PRICE LIST

Date: 8/1/2022

OEI63/KR48/STD/NF/C	Stool w/Fixed Loop Arm	$300.50
OEI63/KR72/STD/NF/C	Stool w/ Adjustable Loop Arm	$298.15
OEI63/NA/STD/NF/C	Stool w/o Arms	$237.35
OEI65/JR39/SLD/NF/C	Stool w/ Adjustable T-Arm w/ Seat Slider	$332.06
OEI65/JR69/SLD/NF/C	Stool w/Pivoting Adjustable Arm w/ Seat Slider	$409.23
OEI65/JRPDLA/SLD/NF/C	Stool w/ Break Away Arm w/ Seat Slider	$383.50
OEI65/KMETER/SLD/NF/C	Stool w/ Fixed Loop Arm w/ Seat Slider	$286.46
OEI65/KR200M/SLD/NF/C	Stool w/ Height & Width Adjustable T-Arm w/ Seat Slider	$363.63
OEI65/KR300/STD/NF/C	Stool w/Adjustable Arms w/Seat Slider	$340.24
OEI65/KR48/STD/NF/C	Stool w/Fixed Loop Arm w/Seat Slider	$329.73
OEI65/KR72/SLD/NF/C	Stool w/ Adjustable Loop Arm w/ Seat Slider	$327.38
OEI65/NA/SLD/NF/C	Stool w/o Arms w/ Seat Slider	$266.58

NEW YORK JESSA MODEL PRICE LIST

Date: 8/1/2022

JESSA

LOUNGE CHAIR

CI-5623	***Jessa Lounge Chair - KD version***
CNO / CYES	***CNO = Cushion not attached / CYES = Cushion attached***
NWA / WA	***NWA = No Wood Armcaps / WA = Wood Armcaps***
FCST,FRCST,NCST,RCST	***Front Casters, Front&Rear Casters, No Casters, Rear Casters***
XXX	***Armcap Finish***
FAMILY NAME:	***OEJESS***

Model Number	Description	Price
CI-5623/CNO/NWA/FCST	Lounge Chair Cushion Not Attached No Wood Armcaps Front Cstrs	$475.48
CI-5623/CNO/NWA/FRCST	Lounge Chair Cushion Not Attached NoWoodArmcaps Frnt&RrCstrs	$493.29
CI-5623/CNO/NWA/NCST	Lounge Chair Cushion Not Attached No Wood Armcaps No Casters	$457.66
CI-5623/CNO/NWA/RCST	Lounge Chair Cushion Not Attached No Wood Armcaps Rear Cstrs	$475.48
CI-5623/CNO/WA/FCST/XXX	Lounge Chair Cushion Not Attached Wood Armcaps Front Casters	$567.90
CI-5623/CNO/WA/FRCST/XXX	Lounge Chair Cushion Not Attached Wood Armcaps Frnt&RearCstrs	$587.94
CI-5623/CNO/WA/NCST/XXX	Lounge Chair Cushion Not Attached Wood Armcaps No Casters	$551.20
CI-5623/CNO/WA/RCST/XXX	Lounge Chair Cushion Not Attached Wood Armcaps Rear Casters	$567.90
CI-5623/CYES/NWA/FCST	Lounge Chair Cushion Attached No Wood Armcaps Front Casters	$475.48
CI-5623/CYES/NWA/FRCST	Lounge Chair Cushion Attached No Wood Armcaps Frnt&Rear Cstrs	$493.29
CI-5623/CYES/NWA/NCST	Lounge Chair Cushion Attached No Wood Armcaps No Casters	$457.66
CI-5623/CYES/NWA/RCST	Lounge Chair Cushion Attached No Wood Armcaps Rear Casters	$475.48
CI-5623/CYES/WA/FCST/XXX	Lounge Chair Cushion Attached Wood Armcaps Front Casters	$567.90
CI-5623/CYES/WA/FRCST/XXX	Lounge Chair Cushion Attached Wood Armcaps Frnt&Rear Cstrs	$587.94
CI-5623/CYES/WA/NCST/XXX	Lounge Chair Cushion Attached Wood Armcaps No Casters	$551.20
CI-5623/CYES/WA/RCST/XXX	Lounge Chair Cushion Attached Wood Armcaps Rear Casters	$567.90

LOVESEAT

CI-5633	***Jessa Loveseat - KD version***
CNO / CYES	***CNO = Cushion not attached / CYES = Cushion attached***
NWA / WA	***NWA = No Wood Armcaps / WA = Wood Armcaps***
XXX	***Armcap Finish***
FAMILY NAME:	***OEJESS***

Model Number	Description	Price
CI-5633/CNO/NWA	Loveseat Cushion Not Attached No Wood Armcaps	$600.19
CI-5633/CNO/WA/XXX	Loveseat Cushion Not Attached Wood Armcaps	$730.47
CI-5633/CYES/NWA	Loveseat Cushion Attached No Wood Armcaps	$600.19
CI-5633/CYES/WA/XXX	Loveseat Cushion Attached Wood Armcaps	$730.47

SOFA

CI-5643	***Jessa Sofa - KD version***
NWA / WA	***NWA = No Wood Armcaps / WA = Wood Armcaps***
XXX	***Armcap Finish***
FAMILY NAME:	***OEJESS***

Model Number	Description	Price
CI-5643/NWA	Sofa No Wood Armcaps	$709.31
CI-5643/WA/XXX	Sofa Wood Armcaps	$826.24

NEW YORK JESSA MODEL PRICE LIST

Date: 8/1/2022

LOUNGE CHAIR - TABLET ARM

CI-5613	***Jessa Lounge Chair With Tablet Arm - KD version***
LT or RT	***LT = Left Facing, RT = Right Facing (replace the LT with RT in the model # string)***
AT, NR, RA	***AT=Articulating Arm, NR=Non-removable Arm, RA=Removable Arm***
BFL, BFV, JBL, JSL	***BFL=Bowfront Tablet, BFV=Bowfront Tablet Veneer, JBL=Black Tablet, JSL=Black Edge Tablet***
TDL, TDLE, TDV	***TDL=Teardrop Tablet, TDLE=Teardrop Tablet Black Edge, TDV=Teardrop Tablet Veneer***
NTP, TP	***NTP=No Tablet Hole Cover, TP=Tablet Hole Cover***
CNO / CYES	***CNO = Cushion not attached / CYES = Cushion attached***
NWA / WA	***NWA = No Wood Armcaps / WA = Wood Armcaps (replace the NWA with WA and add $64.00)***
NCST	***No Casters***
FCST, RCST, FRCST	***Front Casters, Rear Casters (Add $13 per chair) Front&Rear Casters (Add $26 per chair)***
XXX	***Tablet Arm Finish***
FAMILY NAME:	***OEJESS***

Model Number	Description	Price
CI-5613/LT/AT/BFL/NTP/CNO/NWA/NCSTXXX	LoungeChrTab Remvbl noCvr BFL CushNotAtchd NoWood NoCstrs	$653.64
CI-5613/LT/AT/BFL/NTP/CYES/NWA/NCSTXX	LoungeChrTab Remvbl noCvr BFL CushAtchd NoWood NoCstrs	$653.64
CI-5613/LT/AT/BFL/TP/CNO/NWA/NCST/XXX	LoungeChrTab Remvbl w/Cvr BFL CushNotAtchd NoWood NoCstrs	$679.26
CI-5613/LT/AT/BFL/TP/CYES/NWA/NCST/XXX	LoungeChrTab Remvbl w/Cvr BFL CushAtchd NoWood NoCstrs	$679.26
CI-5613/LT/AT/BFV/NTP/CNO/NWA/NCSTXXX	LoungeChrTab Remvbl noCvr BFV CushNotAtchd NoWood NoCstrs	$653.64
CI-5613/LT/AT/BFV/TP/CNO/NWA/NCST/XXX	LoungeChrTab Remvbl w/Cvr BFV CushNotAtchd NoWood NoCstrs	$679.26
CI-5613/LT/AT/BFV/TP/CYES/NWA/NCSTXX	LoungeChrTab Remvbl w/Cvr BFV CushAtchd NoWood NoCstrs	$653.64
CI-5613/LT/AT/BFVNTP/CYES/NWA/NCSTXXX	LoungeChrTab Remvbl noCvr BFV CushAtchd NoWood NoCstrs	$679.26
CI-5613/LT/AT/JBL/NTP/CNO/NWA/NCST	LoungeChrTab Remvbl noCvr JBL CushNotAtchd NoWood NoCstrs	$631.37
CI-5613/LT/AT/JBL/NTP/CYES/NWA/NCST	LoungeChrTab Remvbl noCvr JBL CushAtchd NoWood NoCstrs	$631.37
CI-5613/LT/AT/JBL/TP/CNO/NWA/NCST	LoungeChrTab Remvbl w/Cvr JBL CushNotAtchd NoWood NoCstrs	$656.98
CI-5613/LT/AT/JBL/TP/CYES/NWA/NCST	LoungeChrTab Remvbl w/Cvr JBL CushAtchd NoWood NoCstrs	$656.98
CI-5613/LT/AT/JSL/NTP/CNO/NWA/NCSTXXX	LoungeChrTab Remvbl noCvr JSL CushNotAtchd NoWood NoCstrs	$631.37
CI-5613/LT/AT/JSL/NTP/CYES/NWA/NCSTXXX	LoungeChrTab Remvbl noCvr JSL CushAtchd NoWood NoCstrs	$631.37
CI-5613/LT/AT/JSL/TP/CNO/NWA/NCST/XXX	LoungeChrTab Remvbl w/Cvr JSL CushNotAtchd NoWood NoCstrs	$656.98
CI-5613/LT/AT/JSL/TP/CYES/NWA/NCST/XXX	LoungeChrTab Remvbl w/Cvr JSL CushAtchd NoWood NoCstrs	$656.98
CI-5613/LT/AT/TDL/NTP/CNO/NWA/NCSTXXX	LoungeChrTab Remvbl noCvr TDL CushNotAtchd NoWood NoCstrs	$653.64
CI-5613/LT/AT/TDL/NTP/CYES/NWA/NCSTXXX	LoungeChrTab Remvbl noCvr TDL CushAtchd NoWood NoCstrs	$653.64
CI-5613/LT/AT/TDL/TP/CNO/NWA/NCST/XXX	LoungeChrTab Remvbl w/Cvr TDL CushNotAtchd NoWood NoCstrs	$679.26
CI-5613/LT/AT/TDL/TP/CYES/NWA/NCST/XXX	LoungeChrTab Remvbl w/Cvr TDL CushAtchd NoWood NoCstrs	$679.26
CI-5613/LT/AT/TDLE/NTP/CNO/NWA/NCSTXX	LoungeChrTab Remvbl noCvr TDLE CushNotAtchd NoWood NoCstrs	$653.64
CI-5613/LT/AT/TDLE/NTPCYES/NWA/NCSTXX	LoungeChrTab Remvbl noCvr TDLE CushAtchd NoWood NoCstrs	$653.64
CI-5613/LT/AT/TDLE/TP/CNO/NWA/NCST/XXX	LoungeChrTab Remvbl w/Cvr TDLE CushNotAtchd NoWood NoCstrs	$679.26
CI-5613/LT/AT/TDLE/TP/CYES/NWA/NCSTXXX	LoungeChrTab Remvbl w/Cvr TDLE CushAtchd NoWood NoCstrs	$679.26
CI-5613/LT/AT/TDV/NTP/CNO/NWA/NCST/XXX	LoungeChrTab Remvbl noCvr TDV CushNotAtchd NoWoodNoCstrs	$653.64
CI-5613/LT/AT/TDV/NTP/CYES/NWA/NCSTXX	LoungeChrTab Remvbl noCvr TDV CushAtchd NoWood NoCstrs	$653.64
CI-5613/LT/AT/TDV/TP/CNO/NWA/NCST/XXX	LoungeChrTab Remvbl w/Cvr TDV CushNotAtchd NoWoodNoCstrs	$679.26
CI-5613/LT/AT/TDV/TP/CYES/NWA/NCST/XXX	LoungeChrTab Remvbl w/Cvr TDV CushAtchd NoWood NoCstrs	$679.26
CI-5613/LT/NR/BFL/NTP/CNO/NWA/NCST/XXX	LoungeChrTabNonRemvbl noCvrBFL CushNotAtchdNoWoodNoCstrs	$646.96
CI-5613/LT/NR/BFL/NTP/CYES/NWA/NCSTXXX	LoungeChrTabNonRemvbl noCvr BFL CushAtchd NoWoodNoCstrs	$646.96
CI-5613/LT/NR/BFV/NTP/CNO/NWA/NCST/XXX	LoungeChrTabNonRemvbl noCvrBFV CushNotAtchdNoWoodNoCstrs	$646.96
CI-5613/LT/NR/BFV/NTP/CYES/NWA/NCSTXXX	LoungeChrTabNonRemvbl noCvr BFV CushAtchd NoWoodNoCstrs	$646.96
CI-5613/LT/NR/JBL/NTP/CNO/NWA/NCST	LoungeChrTabNonRemvbl noCvrJBL CushNotAtchdNoWoodNoCstrs	$625.81
CI-5613/LT/NR/JBL/NTP/CYES/NWA/NCST	LoungeChrTabNonRemvbl noCvr JBL CushAtchd NoWoodNoCstrs	$625.81
CI-5613/LT/NR/JSL/NTP/CNO/NWA/NCST/XXX	LoungeChrTabNonRemvbl noCv JSL CushNotAtchdNoWoodNoCstrs	$625.81
CI-5613/LT/NR/JSL/NTP/CYES/NWA/NCSTXXX	LoungeChrTabNonRemvbl noCvr JSL CushAtchd NoWoodNoCstrs	$625.81
CI-5613/LT/NR/TDL/NTP/CNO/NWA/NCST/XXX	LoungeChrTabNonRemvbl noCvrTDL CushNotAtch NoWoodNoCstrs	$646.96
CI-5613/LT/NR/TDL/NTP/CYES/NWA/NCSTXXX	LoungeChrTabNonRemvbl noCvr TDL CushAtchd NoWoodNoCstrs	$646.96
CI-5613/LT/NR/TDLE/NTP/CNO/NWA/NCSTXX	LoungeChrTabNonRemvbl noCvrTDLECushNotAtchdNoWoodNoCstr	$646.96
CI-5613/LT/NR/TDLE/NTPCYES/NWA/NCSTXX	LoungeChrTabNonRemvbl noCvrTDLECushAtchd NoWoodNoCstrs	$646.96
CI-5613/LT/NR/TDV/NTP/CNO/NWA/NCST/XXX	LoungeChrTabNonRemvbl noCvrTDVCushNotAtchdNoWoodNoCstrs	$646.96
CI-5613/LT/NR/TDV/NTP/CYES/NWA/NCSTXX	LoungeChrTabNonRemvbl noCvrTDVCushAtchd NoWoodNoCstrs	$646.96
CI-5613/LT/RA/BFL/NTP/CNO/NWA/NCST/XXX	LoungeChrTab Remvbl noCvr BFL CushNotAtchd NoWood NoCstrs	$635.83

NEW YORK JESSA MODEL PRICE LIST

Date: 8/1/2022

CI-5613/LT/RA/BFL/NTP/CYES/NWA/NCSTXXX	LoungeChrTab Remvbl noCvr BFL CushAtchd NoWood NoCstrs	$630.26
CI-5613/LT/RA/BFL/TP/CNO/NWA/NCST/XXX	LoungeChrTab Remvbl w/Cvr BFL CushNotAtchd NoWood NoCstrs	$655.86
CI-5613/LT/RA/BFL/TP/CYES/NWA/NCST/XXX	LoungeChrTab Remvbl w/Cvr BFL CushAtchd NoWood NoCstrs	$655.86
CI-5613/LT/RA/BFV/NTP/CNO/NWA/NCST/XXX	LoungeChrTab Remvbl noCvr BFV CushNotAtchd NoWood NoCstrs	$630.26
CI-5613/LT/RA/BFV/NTP/CYES/NWA/NCSTXXX	LoungeChrTab Remvbl noCvr BFV CushAtchd NoWood NoCstrs	$630.26
CI-5613/LT/RA/BFV/TP/CNO/NWA/NCST/XXX	LoungeChrTab Remvbl w/Cvr BFV CushNotAtchd NoWood NoCstrs	$655.86
CI-5613/LT/RA/BFV/TP/CYES/NWA/NCST/XXX	LoungeChrTab Remvbl w/Cvr BFV CushAtchd NoWood NoCstrs	$655.86
CI-5613/LT/RA/JBL/NTP/CNO/NWA/NCST	LoungeChrTab Remvbl noCvr JBL CushNotAtchd NoWood NoCstrs	$607.99
CI-5613/LT/RA/JBL/NTP/CYES/NWA/NCST	LoungeChrTab Remvbl noCvr JBL CushAtchd NoWood NoCstrs	$607.99
CI-5613/LT/RA/JBL/TP/CNO/NWA/NCST	LoungeChrTab Remvbl w/Cvr JBL CushNotAtchd NoWood NoCstrs	$633.59
CI-5613/LT/RA/JBL/TP/CYES/NWA/NCST	LoungeChrTab Remvbl w/Cvr JBL CushAtchd NoWood NoCstrs	$633.59
CI-5613/LT/RA/JSL/NTP/CNO/NWA/NCST/XXX	LoungeChrTab Remvbl noCvr JSL CushNotAtchd NoWood NoCstrs	$607.99
CI-5613/LT/RA/JSL/NTP/CYES/NWA/NCSTXXX	LoungeChrTab Remvbl noCvr JSL CushAtchd NoWood NoCstrs	$607.99
CI-5613/LT/RA/JSL/TP/CNO/NWA/NCST/XXX	LoungeChrTab Remvbl w/Cvr JSL CushNotAtchd NoWood NoCstrs	$633.59
CI-5613/LT/RA/JSL/TP/CYES/NWA/NCST/XXX	LoungeChrTab Remvbl w/Cvr JSL CushAtchd NoWood NoCstrs	$633.59
CI-5613/LT/RA/TDL/NTP/CNO/NWA/NCST/XXX	LoungeChrTab Remvbl noCvr TDL CushNotAtchd NoWood NoCstrs	$630.26
CI-5613/LT/RA/TDL/NTP/CYES/NWA/NCSTXXX	LoungeChrTab Remvbl noCvr TDL CushAtchd NoWood NoCstrs	$630.26
CI-5613/LT/RA/TDL/TP/CNO/NWA/NCST/XXX	LoungeChrTab Remvbl w/Cvr TDL CushNotAtchd NoWood NoCstrs	$655.86
CI-5613/LT/RA/TDL/TP/CYES/NWA/NCST/XXX	LoungeChrTab Remvbl w/Cvr TDL CushAtchd NoWood NoCstrs	$655.86
CI-5613/LT/RA/TDLE/NTP/CNO/NWA/NCSTXX	LoungeChrTab Remvbl noCvr TDLE CushNotAtchd NoWood NoCstrs	$630.26
CI-5613/LT/RA/TDLE/NTP/CYES/NWA/NCSTXX	LoungeChrTab Remvbl noCvr TDLE CushAtchd NoWood NoCstrs	$630.26
CI-5613/LT/RA/TDLE/TP/CNO/NWA/NCST/XXX	LoungeChrTab Remvbl w/Cvr TDLE CushNotAtchd NoWood NoCstrs	$655.86
CI-5613/LT/RA/TDLE/TP/CYES/NWA/NCSTXXX	LoungeChrTab Remvbl w/Cvr TDLE CushAtchd NoWood NoCstrs	$655.86
CI-5613/LT/RA/TDV/NTP/CNO/NWA/NCST/XXX	LoungeChrTab Remvbl noCvr TDV CushNotAtchd NoWood NoCstrs	$630.26
CI-5613/LT/RA/TDV/NTP/CYES/NWA/NCSTXX	LoungeChrTab Remvbl noCvr TDV CushAtchd NoWood NoCstrs	$630.26
CI-5613/LT/RA/TDV/TP/CNO/NWA/NCST/XXX	LoungeChrTab Remvbl w/Cvr TDV CushNotAtchd NoWood NoCstrs	$655.86
CI-5613/LT/RA/TDV/TP/CYES/NWA/NCST/XXX	LoungeChrTab Remvbl w/Cvr TDV CushAtchd NoWood NoCstrs	$655.86

NEW YORK KEYBOARD MECHS/TABLE ACCS MODEL PRICE L *Date: 8/1/2022*

KEYBOARD MECHANISMS & TBL ACCESSORIES

CPU HOLDERS

NOTE: ***Black Only***

Model Number	Description	Price
CPU.SLING.X	CPU Sling	$83.49
KOCPUE	Economy CPU Holder	$28.96
KOCPUL	Lockable CPU Holder	$132.51
KOCPUM	Mini CPU Holder	$27.84
KOCPUS	Standard CPU Holder	$96.88

KEYBOARD ARMS & TRAYS

NOTE: ***Black Only***

Model Number	Description	Price
KBA.5733M17.X	Keyboard Arm Echo 17" Glide Track	$59.01
KBA.8428D23.X	Long Glide Track Extended Length Keyboard Arm	$82.41
KBA.8438D21.X	Keyboard Arm Short	$76.83
KBA.8438D23.X	Long Glide Track Standard Length Keyboard Arm	$79.06
KBA.8458D23.X	Long Glide Track Sit/Stand Length Keyboard Arm	$101.33
KBA.8480D19.X	Legato Arm 19" Glide Track	$84.63
KBA.8482D00	Tenor Trackless Keyboard Arm	$75.72
KBT.6421D.X	Economy Keyboard Tray W/Sliding Mouse	$62.36
KBT.6541D.X	Prima Keyboard Tray 6541D	$65.70
KOHDPE	HDPE Tray Without Swivel	$71.27
KOHDPES	HDPE Tray With Swivel	$75.72

VOLANTE

VDS.5230B01, VDS.5230B02 ***Volante***

Model Number	Description	Price
VDS.5230B01	Volante Desktop Sit-Stand/Black	$306.22
VDS.5230B02	Volante Desktop Sit-Stand/Black-No Worksurface/Hardware Included	$283.95
VDS.5230Y01	Volante Desktop Sit-Stand/White	$306.22
VDS.HARDWARE	Hardware Kit Volante	$11.14

FLAT SCREEN MOUNTS

NOTE: ***Black or Silver Only***

Model Number	Description	Price
CFS07.BL	Flat Screen Mount - 12" Post, Triple Screen Black	$267.25
CFS07.SL	Flat Screen Mount - 12" Post, Triple Screen Silver	$267.25
KOCDEM.1.B	Flat Screen Mount - Double Extension Arm for Single Screen - Black	$159.24
KOCDEM.1.S	Flat Screen Mount - Double Extension Arm for Single Screen - Silver	$159.24
KOCDEM.2.B	Flat Screen Mount - Double Extension Arm for Dual Screens-Black	$281.72
KOCDEM.2.S	Flat Screen Mount - Double Extension Arm for Dual Screens - Silver	$281.72
KOCSEM.1.B	Flat Screen Mount - Single Extension Arm for Single Screen - Black	$105.79
KOCSEM.1.S	Flat Screen Mount - Single Extension Arm for Single Screen - Silver	$105.79

ALTISSIMO

NOTE: ***Altissimo Monitor/Keyboard System***

Model Number	Description	Price
SS.6021AS60	Dual Screen Silver Adapter Kit	$50.11
SS.6021E60	Dual Screen Black Adapter Kit	$51.23
SS.6021Y60	Dual Screen White Adapter Kit	$50.11

SS.6032AS3.SL.X	Single Screen Silver W/Keyboard Tray	$388.62
SS.6032E3.BL.X	Single Screen Black W/Keyboard Tray	$388.62
SS.6042AS3.SL	Dual Screen Silver W/Keyboard Tray	$440.96
SS.6042E3.BL	Dual Screen Black W/Keyboard Tray	$440.96

KIC TABLE TOP SIT-STAND WORKSTATIONS

NOTE: ***KIC Table Top Sit-Stand Workstations***

Model Number	Description	Price
KICM.001.X	Desktop/Laptop Support-Sit/Stand With Wood Table Top Base	$200.43
KICM.002.X	Desktop/Laptop Support - Sit/Stand With Desk Clamp Mount	$200.43
KICM.003.X	LCD Monitor Arm & 410mm Pole	$71.27
KICM.004.X	Dual LCD Monitor Arm & 410mm Pole	$85.74
KICM.006.X	Dual Monitor Arm - Pivot East/West	$85.74
KICM.007.X	Desktop/Laptop Support-Sit/Stand NoWood/HDWONLY TblTopBase	$135.86
KICM.008.X	Desktop/Laptop Support-Sit/StandNoWd/HDWONLYDeskClampMnt	$158.13
KICM.011.HW	Replacement Hardware Kit For KICM.001.X	$4.45
KICM.012.HW	Replacement Hardware Kit For KICM.002.X	$5.29
KICM.013.HW	Replacement Hardware Kit For KICM.003.X	$1.11
KICM.014.HW	Replacement Hardware Kit For KICM.004.X	$1.39

TEMPO MONITOR ARMS

NOTE: ***Tempo Monitor Arms***

Model Number	Description	Price
FS.7750AS.X	Tempo Monitor Arm Single Screen - Silver	$154.78
FS.7750E.X	Tempo Monitor Arm Single Screen - Black	$154.78
FS.7750Y.X	Tempo Monitor Arm Single Screen - White	$154.78
FS.7755AS.X	Tempo Monitor Arm Single Screen - HD Silver	$165.91
FS.7755E.X	Tempo Monitor Arm Single Screen - HD Black	$165.91
FS.7755Y.X	Tempo Monitor Arm Single Screen - HD White	$165.91
FS.7760AS.X	Tempo Monitor Arm Dual Screen - Silver	$199.32
FS.7760E.X	Tempo Monitor Arm Dual Screen - Black	$199.32
FS.7760Y.X	Tempo Monitor Arm Dual Screen - White	$199.32
FS.7765AS.X	Tempo Monitor Arm Dual Screen / Dual Hub - Silver	$290.63
FS.7765E.X	Tempo Monitor Arm Dual Screen / Dual Hub - Black	$290.63
FS.7765Y.X	Tempo Monitor Arm Dual Screen / Dual Hub - White	$290.63

L2 MODEL KD PRICE LIST

9/8/2021

L2 - WAVE SHELL, NO WORKSURFACE

CI-L2WNP	***L2 Wave Shell, Poly Seat & Back***
CI-L2WNUS	***L2 Wave Seat, Uph Seat - Add $26 To Poly List Price***
NAR/SAR/CAR/FBR	***Accessory Rack***
XX	***Frame Color***
PXX	***Poly Color***
X	***C = Carpet Casters, S = Soft Casters, GL = Glides***
	CCG = Front Carpet Casters/Rear Glides, SCG = Front Soft Casters/Rear Glides
NOTE:	***KD Version of Finished Product***

Model Number	Description	LIST PRICE FOR KD KIT
CI-L2WNP/NAR/XX/PXX/X	L2 Wave Shell, Poly Seat & Back, No Acc Rack	$186.00
CI-L2WNP/SAR/XX/PXX/X	L2 Wave Shell, Poly Seat & Back, With Acc Rack	$200.00
CI-L2WNP/CAR/XX/PXX/X	L2 Wave Shell, Poly Seat & Back, Cup Holder/Acc Rack	$216.00
CI-L2WNP/FBR/XX/PXX/X	L2 Wave Shell, Poly Seat & Back, Flat Book Rack	$216.00

L2 - WAVE SHELL, WITH WORKSURFACE

CI-L2WTP	***L2 Wave Shell, With Tablet, Poly Seat & Back***
CI-L2WTUS	***L2 Wave Seat, With Tablet, Uph Seat - Add $26 To Poly List Price***
NAR/SAR/CAR/FBR	***Accessory Rack***
XX	***Frame Color***
PXX	***Poly Color***
LW/PW	***LW = Laminate Worksurface, PW = Plastic Worksurface***
LXX	***Laminate Worksurface Color***
XXWS	***Plastic Worksurface Color***
X	***C = Carpet Casters, S = Soft Casters, GL = Glides***
	CCG = Front Carpet Casters/Rear Glides, SCG = Front Soft Casters/Rear Glides
NOTE:	***KD Version of Finished Product***

Model Number	Description	LIST PRICE FOR KD KIT
CI-L2WTP/NAR/XX/PXX/LW/LXX/X	L2 Wave Shell, Poly Seat & Back, No Acc Rack, Lam Wksf	$284.00
CI-L2WTP/NAR/XX/PXX/PW/XXWS/X	L2 Wave Shell, Poly Seat & Back, No Acc Rack, Plastic Wksf	$256.00
CI-L2WTP/SAR/XX/PXX/LW/LXX/X	L2 Wave Shell, Poly Seat & Back, With Acc Rack, Lam Wksf	$298.00
CI-L2WTP/SAR/XX/PXX/PW/XXWS/X	L2 Wave Shell, Poly Seat & Back, With Acc Rack, Plastic Wksf	$270.00
CI-L2WTP/CAR/XX/PXX/LW/LXX/X	L2 Wave Shell, Poly Seat & Back, Cup Holder/Acc Rack, Lam Wksf	$314.00
CI-L2WTP/CAR/XX/PXX/PW/XXWS/X	L2 Wave Shell, Poly Seat & Back, Cup Holder/Acc Rack, Plastic Wksf	$286.00
CI-L2WTP/FBR/XX/PXX/LW/LXX/X	L2 Wave Shell, Poly Seat & Back, Flat Book Rack, Lam Wksf	$314.00
CI-L2WTP/FBR/XX/PXX/PW/XXWS/X	L2 Wave Shell, Poly Seat & Back, Flat Book Rack, Plastic Wksf	$286.00

L2 - STRIVE SHELL, NO WORKSURFACE

CI-L2SNP	***L2 Strive Shell, Poly Seat & Back***
CI-L2SNUS	***L2 Strive Seat, Uph Seat - Add $28 To Poly List Price***
NAR/SAR/CAR/FBR	***Accessory Rack***
XX	***Frame Color***
PXX	***Poly Color***
X	***C = Carpet Casters, S = Soft Casters, GL = Glides***
	CCG = Front Carpet Casters/Rear Glides, SCG = Front Soft Casters/Rear Glides
NOTE:	***KD Version of Finished Product***

Model Number	Description	LIST PRICE FOR KD KIT
CI-L2SNP/NAR/XX/PXX/X	L2 Strive Shell, Poly Seat & Back, No Acc Rack	$226.00
CI-L2SNP/SAR/XX/PXX/X	L2 Strive Shell, Poly Seat & Back, With Acc Rack	$240.00
CI-L2SNP/CAR/XX/PXX/X	L2 Strive Shell, Poly Seat & Back, Cup Holder/Acc Rack	$254.00
CI-L2SNP/FBR/XX/PXX/X	L2 Strive Shell, Poly Seat & Back, Flat Book Rack	$254.00

L2 MODEL KD PRICE LIST

9/8/2021

L2 - STRIVE SHELL, WITH WORKSURFACE

CI-L2STP	***L2 Strive Shell, With Tablet, Poly Seat & Back***
CI-L2STUS	***L2 Strive Seat, With Tablet, Uph Seat - Add $28 To Poly List Price***
NAR/SAR/CAR/FBR	***Accessory Rack***
XX	***Frame Color***
PXX	***Poly Color***
LW/PW	***LW = Laminate Worksurface, PW = Plastic Worksurface***
LXX	***Laminate Worksurface Color***
XXWS	***Plastic Worksurface Color***
X	***C = Carpet Casters, S = Soft Casters, GL = Glides***
	CCG = Front Carpet Casters/Rear Glides, SCG = Front Soft Casters/Rear Glides
NOTE:	***KD Version of Finished Product***

Model Number	**Description**	**LIST PRICE FOR KD KIT**
CI-L2STP/NAR/XX/PXX/LW/LXX/X	L2 Strive Shell, Poly Seat & Back, No Acc Rack, Lam Wksf	$324.00
CI-L2STP/NAR/XX/PXX/PW/XXWS/X	L2 Strive Shell, Poly Seat & Back, No Acc Rack, Plastic Wksf	$296.00
CI-L2STP/SAR/XX/PXX/LW/LXX/X	L2 Strive Shell, Poly Seat & Back, With Acc Rack, Lam Wksf	$338.00
CI-L2STP/SAR/XX/PXX/PW/XXWS/X	L2 Strive Shell, Poly Seat & Back, With Acc Rack, Plastic Wksf	$310.00
CI-L2STP/CAR/XX/PXX/LW/LXX/X	L2 Strive Shell, Poly Seat & Back, Cup Holder/Acc Rack, Lam Wksf	$352.00
CI-L2STP/CAR/XX/PXX/PW/XXWS/X	L2 Strive Shell, Poly Seat & Back, Cup Holder/Acc Rack, Plastic Wksf	$324.00
CI-L2STP/FBR/XX/PXX/LW/LXX/X	L2 Strive Shell, Poly Seat & Back, Flat Book Rack, Lam Wksf	$352.00
CI-L2STP/FBR/XX/PXX/PW/XXWS/X	L2 Strive Shell, Poly Seat & Back, Flat Book Rack, Plastic Wksf	$324.00

NEW YORK LED LIGHTS MODEL PRICE LIST

Date: 8/1/2022

LED LIGHTS

LED LIGHTS

NOTE: ***LED LIGHTS***

Model Number	Description	Price
30.PS60.KIT	60W Reed Power Infeed Only	$57.90
33.ADDER.17.X	17" Adder W/Interconnect Kit, Mounting Kit	$94.53
33.ADDER.31.X	31" Adder W/Interconnect Kit, Mounting Kit	$162.05
33.ADDER.44.X	44" Adder W/Interconnect Kit, Mounting Kit	$216.07
33.ADDER.58.X	58" Adder W/Interconnect Kit, Mounting Kit	$287.27
33.REED.17.X	LED Tasklight -17" Standard Output/9 Watts/15W Power Supply	$127.67
33.REED.31.X	LED Tasklight -31" Standard Output/18 Watts/60W Power Supply	$197.66
33.REED.44.X	LED Tasklight -44" Standard Output/25 Watts/60W Power Supply	$260.27
33.REED.58.X	LED Tasklight -58" Standard Output/33.6 Watts/60W Power Supply	$330.24
33.REED.ETE.CON.X	End To End Connector	$3.90
33.REED.JUMP30.X	30" Jumper Cord	$4.28
33.REED.JUMP54.X	54" Jumper Cord	$8.07
33.REED.JUMP8.X	8" Jumper Cord	$3.90
33.REED.OS.CON.X	Modular Occupancy Sensor W/1CR1 End to End Connector	$77.95
33.REED.STARTER.X	LED 17" Starter Unit w/60 Watt Power Suppply, Mounting Kit	$119.15

TINO LED DESK LIGHT

LEDTL4WD ***Tino LED Desk Light***

XX ***Available in Black (BL), White (WH), & Silver (SL)***

Model Number	Description	Price
LEDTL4WDLG.XX	Tino LED Task Light with Large Divider Mount	$190.28
LEDTL4WDSM.XX	Tino LED Task Light with Small Divider Mount	$190.28
LEDTL4WF.XX	Tino LED Task Light with Freestanding Base	$196.42
LEDTLBASE.XX	Freestanding Base for Tino LED Desk Light	$52.79
LEDTLMTLG.XX	Large Divider Mount for Tino LED Desk Light	$34.37
LEDTLMTSM.XX	Small Divider Mount for Tino LED Desk Light	$34.37

TUCK LED LIGHTS

TUCK ***LED Lights***

Model Number	Description	Price
TUCK.12.DCA.GN	12" Adder Under Shelf LED Light - 18" Jumper Cord	$40.09
TUCK.12.DCP.GN	12" Starter Under Shelf LED Light - 60W PS	$76.83
TUCK.12.SGL.GN	12" Single Under Shelf LED Light - 18W PS	$60.14
TUCK.17.DCA.GN	17" Adder Under Shelf LED Light - 18" Jumper Cord	$45.65
TUCK.17.DCP.GN	17" Starter Under Shelf LED Light - 60W PS	$94.65
TUCK.17.SGL.GN	17" Single Under Shelf LED Light - 18W PS	$74.61
TUCK.31.DCA.GN	31" Adder Under Shelf LED Light - 18" Jumper Cord	$61.25
TUCK.31.DCP.GN	31" Starter Under Shelf LED Light - 60W PS	$110.24
TUCK.31.SGL.GN	31" Single Under Shelf LED Light - 18W PS	$90.19
TUCK.44.DCA.GN	44" Adder Under Shelf LED Light - 18" Jumper Cord	$74.61
TUCK.44.DCP.GN	44" Starter Under Shelf LED Light - 60W PS	$123.60
TUCK.44.SGL.GN	44" Single Under Shelf LED Light - 18W PS	$103.56

DESK LIGHTS

XX ***Available in Black (BL), White (WH), & Silver (SL)***

Model Number	Description	Price
CZBTLBASE.XX	Freestanding Base	$38.98
CZBTLF.XX	LED Double Arm w/Freestanding Base	$173.71
CZBTLOF.XX	LED Double Arm w/Occupancy Sensor & Freestanding Base	$241.63

NEW YORK LEGION COMPONENT PRICE LIST

Date: 8/1/2022

Part Number	Description	Unit Price
12.0166.X	#12 x 1 T/S Phil Pan A Zinc	$0.05
12.2706.X	PPH 1/4 - 20x.5 Screw	$0.16
12.3122	Washer	$0.02
13.6020	Tite Joint Fastener Legion	$3.34
26.0012	#3792 Hot Melt 2"x 5/8" 605pcs	$361.89
31.12.0910.X	#10 X 3/8" PPH Tap Screw	$0.02
31.12.0968	#10-24 R10247F11 Weld Nut	$0.05
31.12.0988	Leg Screw #12 x 1-3/4 T/S Phil Pan AB Zinc-Streamline	$0.08
31.12.9060	#10-24 x 5/8" PPHMS (Tackboard)	$0.03
31.12.9070.X	#10-24 x 3/8" TX PHTS (Trimrail)	$0.04
31.12.9086	#10-24 x 3/8 THD RL PPH REC	$0.06
38.26.1019.X	Legion M#279 Pellets Adhesive PER LB	$6.13
3CMN.XX.KXX	Center Drawer	$40.09
46.0074.XX.X	Filler Plate Bezel	$0.66
46.0299.2412.X	24" x 12" Universal Tackboard	$15.35
46.0299.2416.X	24" x 16" Universal Tackboard	$19.03
46.0299.2420.X	24" x 20" Universal Tackboard	$24.55
46.0299.2430.X	24" x 30" Universal Tackboard	$25.79
46.0299.2448.X	24" x 48" Universal Tackboard	$32.53
46.0299.3012.X	30" x 12" Universal Tackboard	$17.81
46.0299.3016.X	30" x 16" Universal Tackboard	$20.27
46.0299.3020.X	30" x 20" Universal Tackboard	$27.01
46.0299.3030.X	30" x 30" Universal Tackboard	$39.28
46.0299.3048.X	30" x 48" Universal Tackboard	$41.14
46.0299.3612.X	36" x 12" Universal Tackboard	$20.27
46.0299.3616.X	36" x 16" Universal Tackboard	$22.71
46.0299.3620.X	36" x 20" Universal Tackboard	$28.24
46.0299.3630.X	36" x 30" Universal Tackboard	$40.51
46.0299.3648.X	36" x 48" Universal Tackboard	$52.18
46.0299.4212.X	42" x 12" Universal Tackboard	$22.71
46.0299.4216.X	42" x 16" Universal Tackboard	$23.95
46.0299.4220.X	42" x 20" Universal Tackboard	$31.93
46.0299.4230.X	42" x 30" Universal Tackboard	$42.98
46.0299.4248.X	42" x 48" Universal Tackboard	$54.64
46.0299.4812.X	48" x 12" Universal Tackboard	$23.95
46.0299.4816.X	48" x 16" Universal Tackboard	$27.62
46.0299.4820.X	48" x 20" Universal Tackboard	$33.15
46.0299.4830.X	48" x 30" Universal Tackboard	$44.19
46.0299.4848.X	48" x 48" Universal Tackboard	$55.86
46.0299.6012.X	60" x 12" Universal Tackboard	$32.53
46.0299.6016.X	60" x 16" Universal Tackboard	$35.00
46.0299.6030.X	60" x 30" Universal Tackboard	$56.48
46.0677.30.X	30" 10-Wire 4-4-2 Power Pass Thru	$38.47
46.0677.36.X	36" 10-Wire 4-4-2 Power Pass Thru	$39.67
46.0677.42.X	42" 10-Wire 4-4-2 Power Pass Thru	$40.88
46.0677.48.X	48" 10-Wire 4-4-2 Power Pass Thru	$42.08
46.0677.54.X	54" 10-Wire 4-4-2 Power Pass Thru	$43.28
46.0677.60.X	60" 10-Wire 4-4-2 Power Pass Thru	$44.48
46.0677.66	66" 10-Wire 4-4-2 Power Pass Thru	$46.77
46.0677.78	78" 10-Wire 4-4-2 Power Pass Thru	$49.00
46.0678.30.X	30" 10-Wire 6-2-2 Power Pass Thru	$38.47
46.0678.36.X	36" 10-Wire 6-2-2 Power Pass Thru	$39.67
46.0678.42.X	42" 10-Wire 6-2-2 Power Pass Thru	$40.88
46.0678.48.X	48" 10-Wire 6-2-2 Power Pass Thru	$42.08
46.0678.54.X	54" 10-Wire 6-2-2 Power Pass Thru	$43.28

NEW YORK LEGION COMPONENT PRICE LIST

Date: 8/1/2022

Part Number	Description	Unit Price
46.0678.66	66" 10-Wire 6-2-2 Power Pass Thru	$46.77
46.0678.78	78" 10-Wire 6-2-2 Power Pass Thru	$49.00
46.0779.1.XX.X	10-Wire 4-4-2 Circuit #1 Receptacle	$13.01
46.0779.2.XX.X	10-Wire 4-4-2 Circuit #2 Receptacle	$13.01
46.0779.3I.X	10-Wire 4-4-2 Circuit #3I Receptacle	$13.01
46.0779.4I.X	10-Wire 4-4-2 Circuit #4I Receptacle	$13.01
46.0779.C1.XX.X	10-Wire 4-4-2 Circuit #1 Controlled Receptacle	$11.81
46.0779.C2.XX.X	10-Wire 4-4-2 Circuit #2 Controlled Receptacle	$11.81
46.0782.39.X	39" 10-Wire 6-2-2 Vertical Jumper	$40.34
46.0785.1.XX.X	10-Wire 6-2-2 Circuit #1 Receptacle	$13.01
46.0785.2.XX.X	10-Wire 6-2-2 Circuit #2 Receptacle	$13.01
46.0785.3.XX.X	10-Wire 6-2-2 Circuit #3 Receptacle	$13.01
46.0785.4I.X	10-Wire 6-2-2 Circuit #4I Receptacle	$13.01
46.0785.5I.X	10-Wire 6-2-2 Circuit #5I Receptacle	$13.01
46.0785.6I.X	10-Wire 6-2-2 Circuit #6I Receptacle	$13.01
46.0785.C1.XX	10-Wire 6-2-2 Controlled Circuit #1 Receptacle	$11.81
46.0785.C2.XX	10-Wire 6-2-2 Controlled Circuit #2 Receptacle	$11.81
46.0785.C3.XX	10-Wire 6-2-2 Controlled Circuit #3 Receptacle	$11.81
46.1234.XX	Upmount Brackets	$53.45
46.1239	Damper Pad	$0.62
46.1381.XX.X	10 Wire 6-2-2 Base Feed	$120.09
46.1382.XX.X	10 Wire 4-4-2 Base Feed	$120.09
46.2103.XX	Overhead Bracket Load Bar Mount (Set)	$43.04
46.3224.72.XX.X	Universal Infeed, Non-Handed, 442, 72"	$57.70
46.3225.72.XX.X	Universal Infeed, Non-Handed, 622, 72"	$57.70
46.3803	3M White Bumpon	$0.08
46.3809	Screw 1/4-20X1.00 6 Lobe Pan T/C-THCC	$0.17
47.0535.30.X	30" 442 10 Wire Rigid Wireway	$39.14
47.0535.36.X	36" 442 10 Wire Rigid Wireway	$40.39
47.0535.42.X	42" 442 10 Wire Rigid Wireway	$41.65
47.0535.48.X	48" 442 10 Wire Rigid Wireway	$42.91
47.0535.54.X	54" 442 10 Wire Rigid Wireway	$44.18
47.0535.60.X	60" 442 10 Wire Rigid Wireway	$45.44
47.0535.66	66" 442 10 Wire Rigid Wireway	$54.95
47.0535.78	78" 442 10 Wire Rigid Wireway	$55.68
47.0565.30	30" 622 10 Wire Rigid Wireway	$39.14
47.0565.36	36" 622 10 Wire Rigid Wireway	$40.39
47.0565.42	42" 622 10 Wire Rigid Wireway	$41.65
47.0565.48	48" 622 10 Wire Rigid Wireway	$42.91
47.0565.54	54" 622 10 Wire Rigid Wireway	$44.18
47.0565.60	60" 622 10 Wire Rigid Wireway	$45.44
47.0565.66	66" 622 10 Wire Rigid Wireway	$53.30
47.0565.78	78" 622 10 Wire Rigid Wireway	$55.68
47.0776.1.BL	Receptacle, 810 6-2-2 CRT1 USB	$37.86
47.2473	Legion HL6278 Adhesive - 25# BOX	$345.20
48.0002.24	24" Horizontal Rail	$9.29
48.0002.30	30" Horizontal Rail	$10.50
48.0002.36	36" Horizontal Rail	$12.00
48.0002.42	42" Horizontal Rail	$14.05
48.0002.48	48" Horizontal Rail	$14.17
48.0002.54	54" Horizontal Rail	$15.42
48.0002.60	60" Horizontal Rail	$15.59
48.0002.72	72" Horizontal Rail	$19.91
48.0003.32	32" Vertical Post	$10.75
48.0003.40	40" Vertical Post	$12.38

NEW YORK LEGION COMPONENT PRICE LIST

Date: 8/1/2022

Part Number	Description	Unit Price
48.0003.48	48" Vertical Post	$13.81
48.0003.56	56" Vertical Post	$15.68
48.0003.64	64" Vertical Post	$17.02
48.0005	Glide Housing	$0.89
48.0006	Glide - 3/8" x 16 x 3.5	$0.46
48.0011.16	Stacking Split Tile Light Block	$5.85
48.0014.FG.2408	Core Acoustic Tile MAP-Fiberglass - 24 x 08	$3.27
48.0014.FG.2416	Core Acoustic Tile MAP-Fiberglass - 24 x 16	$5.30
48.0014.FG.2424	Core Acoustic Tile MAP-Fiberglass - 24 x 24	$7.81
48.0014.FG.2426	Core Acoustic Tile MAP-Fiberglass - 24 x 26	$9.53
48.0014.FG.2432	Core Acoustic Tile MAP-Fiberglass - 24 x 32	$11.92
48.0014.FG.2434	Core Acoustic Tile MAP-Fiberglass - 24 x 34	$13.54
48.0014.FG.2442	Core Acoustic Tile MAP-Fiberglass - 24 x 42	$14.29
48.0014.FG.2450	Core Acoustic Tile MAP-Fiberglass - 24 x 50	$17.87
48.0014.FG.2458	Core Acoustic Tile MAP-Fiberglass - 24 x 58	$19.07
48.0014.FG.3008	Core Acoustic Tile MAP-Fiberglass - 30 x 08	$3.84
48.0014.FG.3016	Core Acoustic Tile MAP-Fiberglass - 30 x 16	$6.55
48.0014.FG.3024	Core Acoustic Tile MAP-Fiberglass - 30 x 24	$9.40
48.0014.FG.3026	Core Acoustic Tile MAP-Fiberglass - 30 x 26	$16.02
48.0014.FG.3032	Core Acoustic Tile MAP-Fiberglass - 30 x 32	$16.06
48.0014.FG.3034	Core Acoustic Tile MAP-Fiberglass - 30 x 34	$17.92
48.0014.FG.3042	Core Acoustic Tile MAP-Fiberglass - 30 x 42	$17.87
48.0014.FG.3050	Core Acoustic Tile MAP-Fiberglass - 30 x 50	$30.52
48.0014.FG.3058	Core Acoustic Tile MAP-Fiberglass - 30 x 58	$30.87
48.0014.FG.3608	Core Acoustic Tile MAP-Fiberglass - 36 x 08	$4.76
48.0014.FG.3616	Core Acoustic Tile MAP-Fiberglass - 36 x 16	$8.33
48.0014.FG.3624	Core Acoustic Tile MAP-Fiberglass - 36 x 24	$11.92
48.0014.FG.3626	Core Acoustic Tile MAP-Fiberglass - 36 x 26	$18.47
48.0014.FG.3632	Core Acoustic Tile MAP-Fiberglass - 36 x 32	$23.47
48.0014.FG.3634	Core Acoustic Tile MAP-Fiberglass - 36 x 34	$25.35
48.0014.FG.3642	Core Acoustic Tile MAP-Fiberglass - 36 x 42	$25.40
48.0014.FG.3650	Core Acoustic Tile MAP-Fiberglass - 36 x 50	$33.36
48.0014.FG.3658	Core Acoustic Tile MAP-Fiberglass - 36 x 58	$33.59
48.0014.FG.4208	Core Acoustic Tile MAP-Fiberglass - 42 x 08	$6.00
48.0014.FG.4216	Core Acoustic Tile MAP-Fiberglass - 42 x 16	$11.92
48.0014.FG.4224	Core Acoustic Tile MAP-Fiberglass - 42 x 24	$14.70
48.0014.FG.4226	Core Acoustic Tile MAP-Fiberglass - 42 x 26	$18.78
48.0014.FG.4232	Core Acoustic Tile MAP-Fiberglass - 42 x 32	$23.83
48.0014.FG.4234	Core Acoustic Tile MAP-Fiberglass - 42 x 34	$26.91
48.0014.FG.4242	Core Acoustic Tile MAP-Fiberglass - 42 x 42	$33.36
48.0014.FG.4250	Core Acoustic Tile MAP-Fiberglass - 42 x 50	$35.26
48.0014.FG.4258	Core Acoustic Tile MAP-Fiberglass - 42 x 58	$35.75
48.0014.FG.4808	Core Acoustic Tile MAP-Fiberglass - 48 x 08	$6.31
48.0014.FG.4816	Core Acoustic Tile MAP-Fiberglass - 48 x 16	$12.15
48.0014.FG.4824	Core Acoustic Tile MAP-Fiberglass - 48 x 24	$15.26
48.0014.FG.4826	Core Acoustic Tile MAP-Fiberglass - 48 x 26	$19.07
48.0014.FG.4832	Core Acoustic Tile MAP-Fiberglass - 48 x 32	$24.66
48.0014.FG.4834	Core Acoustic Tile MAP-Fiberglass - 48 x 34	$26.56
48.0014.FG.4842	Core Acoustic Tile MAP-Fiberglass - 48 x 42	$35.16
48.0014.FG.4850	Core Acoustic Tile MAP-Fiberglass - 48 x 50	$35.75
48.0014.FG.4858	Core Acoustic Tile MAP-Fiberglass - 48 x 58	$36.34
48.0014.FG.5408	Core Acoustic Tile MAP-Fiberglass - 54 x 08	$7.76
48.0014.FG.5416	Core Acoustic Tile MAP-Fiberglass - 54 x 16	$12.51
48.0014.FG.5424	Core Acoustic Tile MAP-Fiberglass - 54 x 24	$20.26
48.0014.FG.5426	Core Acoustic Tile MAP-Fiberglass - 54 x 26	$27.40

NEW YORK LEGION COMPONENT PRICE LIST

Date: 8/1/2022

Part Number	Description	Unit Price
48.0014.FG.5432	Core Acoustic Tile MAP-Fiberglass - 54 x 32	$28.01
48.0014.FG.5434	Core Acoustic Tile MAP-Fiberglass - 54 x 34	$33.36
48.0014.FG.5442	Core Acoustic Tile MAP-Fiberglass - 54 x 42	$35.44
48.0014.FG.5450	Core Acoustic Tile MAP-Fiberglass - 54 x 50	$54.80
48.0014.FG.5458	Core Acoustic Tile MAP-Fiberglass - 54 x 58	$55.99
48.0014.FG.6008	Core Acoustic Tile MAP-Fiberglass - 60 x 08	$13.34
48.0014.FG.6016	Core Acoustic Tile MAP-Fiberglass - 60 x 16	$17.04
48.0014.FG.6024	Core Acoustic Tile MAP-Fiberglass - 60 x 24	$25.02
48.0014.FG.6026	Core Acoustic Tile MAP-Fiberglass - 60 x 26	$28.01
48.0014.FG.6032	Core Acoustic Tile MAP-Fiberglass - 60 x 32	$28.59
48.0014.FG.6034	Core Acoustic Tile MAP-Fiberglass - 60 x 34	$35.75
48.0014.FG.6042	Core Acoustic Tile MAP-Fiberglass - 60 x 42	$38.01
48.0014.FG.6050	Core Acoustic Tile MAP-Fiberglass - 60 x 50	$59.72
48.0014.FG.6058	Core Acoustic Tile MAP-Fiberglass - 60 x 58	$67.91
48.0016.16	16" Tile Stiffener	$0.62
48.0016.24	24" Tile Stiffener	$1.10
48.0016.32	32" Tile Stiffener	$1.47
48.0016.42	42" Tile Stiffener	$1.90
48.0016.50	50" Tile Stiffener	$2.31
48.0016.58	58" Tile Stiffener	$2.68
48.0018.2416	24 x 16 Stacking Panel Frame	$73.50
48.0018.3016	30 x 16 Stacking Panel Frame	$74.61
48.0018.3616	36 x 16 Stacking Panel Frame	$76.83
48.0018.4216	42 x 16 Stacking Panel Frame	$79.06
48.0018.4816	48 x 16 Stacking Panel Frame	$80.17
48.0018.5416	54 x 16 Stacking Panel Frame	$81.28
48.0018.6016	60 x 16 Stacking Panel Frame	$84.63
48.0018.7216	72 x 16 Stacking Panel Frame	$126.95
48.0020.FG.2432	Core Acoustic Tile TTF MAP-Fiberglass - 24 x 32	$11.82
48.0020.FG.2440	Core Acoustic Tile TTF MAP-Fiberglass - 24 x 40	$12.16
48.0020.FG.2448	Core Acoustic Tile TTF MAP-Fiberglass - 24 x 48	$13.90
48.0020.FG.2456	Core Acoustic Tile TTF MAP-Fiberglass - 24 x 56	$17.37
48.0020.FG.2464	Core Acoustic Tile TTF MAP-Fiberglass - 24 x 64	$25.47
48.0020.FG.3032	Core Acoustic Tile TTF MAP-Fiberglass - 30 x 32	$14.45
48.0020.FG.3040	Core Acoustic Tile TTF MAP-Fiberglass - 30 x 40	$17.37
48.0020.FG.3048	Core Acoustic Tile TTF MAP-Fiberglass - 30 x 48	$17.96
48.0020.FG.3056	Core Acoustic Tile TTF MAP-Fiberglass - 30 x 56	$27.55
48.0020.FG.3064	Core Acoustic Tile TTF MAP-Fiberglass - 30 x 64	$33.01
48.0020.FG.3632	Core Acoustic Tile TTF MAP-Fiberglass - 36 x 32	$20.85
48.0020.FG.3640	Core Acoustic Tile TTF MAP-Fiberglass - 36 x 40	$22.52
48.0020.FG.3648	Core Acoustic Tile TTF MAP-Fiberglass - 36 x 48	$23.16
48.0020.FG.3656	Core Acoustic Tile TTF MAP-Fiberglass - 36 x 56	$33.22
48.0020.FG.3664	Core Acoustic Tile TTF MAP-Fiberglass - 36 x 64	$49.80
48.0020.FG.4232	Core Acoustic Tile TTF MAP-Fiberglass - 42 x 32	$22.57
48.0020.FG.4240	Core Acoustic Tile TTF MAP-Fiberglass - 42 x 40	$33.58
48.0020.FG.4248	Core Acoustic Tile TTF MAP-Fiberglass - 42 x 48	$34.16
48.0020.FG.4256	Core Acoustic Tile TTF MAP-Fiberglass - 42 x 56	$37.40
48.0020.FG.4264	Core Acoustic Tile TTF MAP-Fiberglass - 42 x 64	$56.12
48.0020.FG.4832	Core Acoustic Tile TTF MAP-Fiberglass - 48 x 32	$26.64
48.0020.FG.4840	Core Acoustic Tile TTF MAP-Fiberglass - 48 x 40	$34.74
48.0020.FG.4848	Core Acoustic Tile TTF MAP-Fiberglass - 48 x 48	$34.74
48.0020.FG.4856	Core Acoustic Tile TTF MAP-Fiberglass - 48 x 56	$38.22
48.0020.FG.4864	Core Acoustic Tile TTF MAP-Fiberglass - 48 x 64	$57.32
48.0020.FG.5432	Core Acoustic Tile TTF MAP-Fiberglass - 54 x 32	$27.21
48.0020.FG.5440	Core Acoustic Tile TTF MAP-Fiberglass - 54 x 40	$35.90

NEW YORK LEGION COMPONENT PRICE LIST

Date: 8/1/2022

Part Number	Description	Unit Price
48.0020.FG.5448	Core Acoustic Tile TTF MAP-Fiberglass - 54 x 48	$37.06
48.0020.FG.5456	Core Acoustic Tile TTF MAP-Fiberglass - 54 x 56	$49.80
48.0020.FG.5464	Core Acoustic Tile TTF MAP-Fiberglass - 54 x 64	$59.05
48.0020.FG.6032	Core Acoustic Tile TTF MAP-Fiberglass - 60 x 32	$37.58
48.0020.FG.6040	Core Acoustic Tile TTF MAP-Fiberglass - 60 x 40	$40.65
48.0020.FG.6048	Core Acoustic Tile TTF MAP-Fiberglass - 60 x 48	$42.32
48.0020.FG.6056	Core Acoustic Tile TTF MAP-Fiberglass - 60 x 56	$61.25
48.0020.FG.6064	Core Acoustic Tile TTF MAP-Fiberglass - 60 x 64	$75.72
48.0022.FG.2432	Acoustic Tile NP (Stiffener Attached) TTF-Fiberglass-24x32	$23.29
48.0022.FG.2440	Acoustic Tile NP (Stiffener Attached) TTF-Fiberglass-24x40	$24.76
48.0022.FG.2448	Acoustic Tile NP (Stiffener Attached) TTF-Fiberglass-24x48	$29.81
48.0022.FG.2456	Acoustic Tile NP (Stiffener Attached) TTF-Fiberglass-24x56	$33.85
48.0022.FG.2464	Acoustic Tile NP (Stiffener Attached) TTF-Fiberglass-24x64	$42.94
48.0022.FG.3032	Acoustic Tile NP (Stiffener Attached) TTF-Fiberglass-30x32	$27.14
48.0022.FG.3040	Acoustic Tile NP (Stiffener Attached) TTF-Fiberglass-30x40	$31.37
48.0022.FG.3048	Acoustic Tile NP (Stiffener Attached) TTF-Fiberglass-30x48	$33.39
48.0022.FG.3056	Acoustic Tile NP (Stiffener Attached) TTF-Fiberglass-30x56	$40.46
48.0022.FG.3064	Acoustic Tile NP (Stiffener Attached) TTF-Fiberglass-30x64	$47.53
48.0022.FG.3640	Acoustic Tile NP (Stiffener Attached) TTF-Fiberglass-36x40	$35.15
48.0022.FG.3648	Acoustic Tile NP (Stiffener Attached) TTF-Fiberglass-36x48	$39.19
48.0022.FG.3656	Acoustic Tile NP (Stiffener Attached) TTF-Fiberglass-36x56	$47.27
48.0022.FG.3664	Acoustic Tile NP (Stiffener Attached) TTF-Fiberglass-36x64	$68.48
48.0022.FG.4232	Acoustic Tile NP (Stiffener Attached) TTF-Fiberglass-42x32	$34.40
48.0022.FG.4240	Acoustic Tile NP (Stiffener Attached) TTF-Fiberglass-42x40	$46.42
48.0022.FG.4248	Acoustic Tile NP (Stiffener Attached) TTF-Fiberglass-42x48	$49.45
48.0022.FG.4256	Acoustic Tile NP (Stiffener Attached) TTF-Fiberglass-42x56	$53.49
48.0022.FG.4264	Acoustic Tile NP (Stiffener Attached) TTF-Fiberglass-42x64	$71.67
48.0022.FG.4832	Acoustic Tile NP (Stiffener Attached) TTF-Fiberglass-48x32	$38.37
48.0022.FG.4840	Acoustic Tile NP (Stiffener Attached) TTF-Fiberglass-48x40	$48.37
48.0022.FG.4848	Acoustic Tile NP (Stiffener Attached) TTF-Fiberglass-48x48	$50.39
48.0022.FG.4856	Acoustic Tile NP (Stiffener Attached) TTF-Fiberglass-48x56	$55.44
48.0022.FG.4864	Acoustic Tile NP (Stiffener Attached) TTF-Fiberglass-48x64	$75.64
48.0022.FG.5432	Acoustic Tile NP (Stiffener Attached) TTF-Fiberglass-54x32	$42.33
48.0022.FG.5440	Acoustic Tile NP (Stiffener Attached) TTF-Fiberglass-54x40	$49.30
48.0022.FG.5448	Acoustic Tile NP (Stiffener Attached) TTF-Fiberglass-54x48	$53.34
48.0022.FG.5456	Acoustic Tile NP (Stiffener Attached) TTF-Fiberglass-54x56	$68.49
48.0022.FG.5464	Acoustic Tile NP (Stiffener Attached) TTF-Fiberglass-54x64	$77.58
48.0022.FG.6032	Acoustic Tile NP (Stiffener Attached) TTF-Fiberglass-60x32	$46.82
48.0022.FG.6040	Acoustic Tile NP (Stiffener Attached) TTF-Fiberglass-60x40	$53.29
48.0022.FG.6048	Acoustic Tile NP (Stiffener Attached) TTF-Fiberglass-60x48	$59.35
48.0022.FG.6056	Acoustic Tile NP (Stiffener Attached) TTF-Fiberglass-60x56	$80.05
48.0022.FG.6064	Acoustic Tile NP (Stiffener Attached) TTF-Fiberglass-60x64	$99.24
48.0024.FG.2408	Acoustic Tile NP (Stiffener Attached) MAP-Fiberglass-24x16	$8.49
48.0024.FG.2416	Acoustic Tile NP (Stiffener Attached) MAP-Fiberglass-24x16	$12.89
48.0024.FG.2424	Acoustic Tile NP (Stiffener Attached) MAP-Fiberglass-24x24	$16.42
48.0024.FG.2426	Acoustic Tile NP (Stiffener Attached) MAP-Fiberglass-24x26	$18.34
48.0024.FG.2432	Acoustic Tile NP (Stiffener Attached) MAP-Fiberglass-24x32	$19.96
48.0024.FG.2434	Acoustic Tile NP (Stiffener Attached) MAP-Fiberglass-24x34	$23.95
48.0024.FG.2442	Acoustic Tile NP (Stiffener Attached) MAP-Fiberglass-24x42	$28.04
48.0024.FG.2450	Acoustic Tile NP (Stiffener Attached) MAP-Fiberglass-24x50	$31.98
48.0024.FG.2458	Acoustic Tile NP (Stiffener Attached) MAP-Fiberglass-24x58	$33.49
48.0024.FG.3008	Acoustic Tile NP (Stiffener Attached) MAP-Fiberglass-30x08	$10.86
48.0024.FG.3016	Acoustic Tile NP (Stiffener Attached) MAP-Fiberglass-30x16	$14.29
48.0024.FG.3024	Acoustic Tile NP (Stiffener Attached) MAP-Fiberglass-30x24	$18.84
48.0024.FG.3026	Acoustic Tile NP (Stiffener Attached) MAP-Fiberglass-30x26	$25.40

NEW YORK LEGION COMPONENT PRICE LIST

Date: 8/1/2022

Part Number	Description	Unit Price
48.0024.FG.3032	Acoustic Tile NP (Stiffener Attached) MAP-Fiberglass-30x32	$27.17
48.0024.FG.3034	Acoustic Tile NP (Stiffener Attached) MAP-Fiberglass-30x34	$29.44
48.0024.FG.3042	Acoustic Tile NP (Stiffener Attached) MAP-Fiberglass-30x42	$30.70
48.0024.FG.3050	Acoustic Tile NP (Stiffener Attached) MAP-Fiberglass-30x50	$43.83
48.0024.FG.3058	Acoustic Tile NP (Stiffener Attached) MAP-Fiberglass-30x58	$45.10
48.0024.FG.3608	Acoustic Tile NP (Stiffener Attached) MAP-Fiberglass-36x08	$11.39
48.0024.FG.3616	Acoustic Tile NP (Stiffener Attached) MAP-Fiberglass-36x16	$17.20
48.0024.FG.3624	Acoustic Tile NP (Stiffener Attached) MAP-Fiberglass-36x24	$22.50
48.0024.FG.3626	Acoustic Tile NP (Stiffener Attached) MAP-Fiberglass-36x26	$27.52
48.0024.FG.3632	Acoustic Tile NP (Stiffener Attached) MAP-Fiberglass-36x32	$32.10
48.0024.FG.3634	Acoustic Tile NP (Stiffener Attached) MAP-Fiberglass-36x34	$34.62
48.0024.FG.3642	Acoustic Tile NP (Stiffener Attached) MAP-Fiberglass-36x42	$37.65
48.0024.FG.3650	Acoustic Tile NP (Stiffener Attached) MAP-Fiberglass-36x50	$45.99
48.0024.FG.3658	Acoustic Tile NP (Stiffener Attached) MAP-Fiberglass-36x58	$47.25
48.0024.FG.4208	Acoustic Tile NP (Stiffener Attached) MAP-Fiberglass-42x08	$12.38
48.0024.FG.4216	Acoustic Tile NP (Stiffener Attached) MAP-Fiberglass-42x16	$19.71
48.0024.FG.4224	Acoustic Tile NP (Stiffener Attached) MAP-Fiberglass-42x24	$24.00
48.0024.FG.4226	Acoustic Tile NP (Stiffener Attached) MAP-Fiberglass-42x26	$27.84
48.0024.FG.4232	Acoustic Tile NP (Stiffener Attached) MAP-Fiberglass-42x32	$35.11
48.0024.FG.4234	Acoustic Tile NP (Stiffener Attached) MAP-Fiberglass-42x34	$38.39
48.0024.FG.4242	Acoustic Tile NP (Stiffener Attached) MAP-Fiberglass-42x42	$48.24
48.0024.FG.4250	Acoustic Tile NP (Stiffener Attached) MAP-Fiberglass-42x50	$50.76
48.0024.FG.4258	Acoustic Tile NP (Stiffener Attached) MAP-Fiberglass-42x58	$51.77
48.0024.FG.4808	Acoustic Tile NP (Stiffener Attached) MAP-Fiberglass-48x08	$12.85
48.0024.FG.4816	Acoustic Tile NP (Stiffener Attached) MAP-Fiberglass-48x16	$20.42
48.0024.FG.4824	Acoustic Tile NP (Stiffener Attached) MAP-Fiberglass-48x24	$24.71
48.0024.FG.4826	Acoustic Tile NP (Stiffener Attached) MAP-Fiberglass-48x26	$28.00
48.0024.FG.4832	Acoustic Tile NP (Stiffener Attached) MAP-Fiberglass-48x32	$35.57
48.0024.FG.4834	Acoustic Tile NP (Stiffener Attached) MAP-Fiberglass-48x34	$38.73
48.0024.FG.4842	Acoustic Tile NP (Stiffener Attached) MAP-Fiberglass-48x42	$48.70
48.0024.FG.4850	Acoustic Tile NP (Stiffener Attached) MAP-Fiberglass-48x50	$53.75
48.0024.FG.4858	Acoustic Tile NP (Stiffener Attached) MAP-Fiberglass-48x58	$55.27
48.0024.FG.5408	Acoustic Tile NP (Stiffener Attached) MAP-Fiberglass-54x08	$14.75
48.0024.FG.5416	Acoustic Tile NP (Stiffener Attached) MAP-Fiberglass-54x16	$20.81
48.0024.FG.5424	Acoustic Tile NP (Stiffener Attached) MAP-Fiberglass-54x24	$28.13
48.0024.FG.5426	Acoustic Tile NP (Stiffener Attached) MAP-Fiberglass-54x26	$36.97
48.0024.FG.5432	Acoustic Tile NP (Stiffener Attached) MAP-Fiberglass-54x32	$38.99
48.0024.FG.5434	Acoustic Tile NP (Stiffener Attached) MAP-Fiberglass-54x34	$43.03
48.0024.FG.5442	Acoustic Tile NP (Stiffener Attached) MAP-Fiberglass-54x42	$53.13
48.0024.FG.5450	Acoustic Tile NP (Stiffener Attached) MAP-Fiberglass-54x50	$75.60
48.0024.FG.5458	Acoustic Tile NP (Stiffener Attached) MAP-Fiberglass-54x58	$76.86
48.0024.FG.6008	Acoustic Tile NP (Stiffener Attached) MAP-Fiberglass-60x08	$22.06
48.0024.FG.6016	Acoustic Tile NP (Stiffener Attached) MAP-Fiberglass-60x16	$24.08
48.0024.FG.6024	Acoustic Tile NP (Stiffener Attached) MAP-Fiberglass-60x24	$33.08
48.0024.FG.6026	Acoustic Tile NP (Stiffener Attached) MAP-Fiberglass-60x26	$38.63
48.0024.FG.6032	Acoustic Tile NP (Stiffener Attached) MAP-Fiberglass-60x32	$39.73
48.0024.FG.6034	Acoustic Tile NP (Stiffener Attached) MAP-Fiberglass-60x34	$47.31
48.0024.FG.6042	Acoustic Tile NP (Stiffener Attached) MAP-Fiberglass-60x42	$52.36
48.0024.FG.6050	Acoustic Tile NP (Stiffener Attached) MAP-Fiberglass-60x50	$79.63
48.0024.FG.6058	Acoustic Tile NP (Stiffener Attached) MAP-Fiberglass-60x58	$87.15
48.0035.XX	Picture/Coat Hook Weldment	$10.58
48.0048.24.XX	24" Segment Center Trim Channel	$6.40
48.0048.30.XX	30" Segment Center Trim Channel	$6.92
48.0048.36.XX	36" Segment Center Trim Channel	$7.80
48.0048.42.XX	42" Segment Center Trim Channel	$9.33

NEW YORK LEGION COMPONENT PRICE LIST

Date: 8/1/2022

Part Number	Description	Unit Price
48.0048.48.XX	48" Segment Center Trim Channel	$9.37
48.0048.54.XX	54" Segment Center Trim Channel	$9.49
48.0048.60.XX	60" Segment Center Trim Channel	$11.27
48.0048.72.XX	72" Segment Center Trim Channel	$17.80
48.0049.24.XX	24" Bottom Trim Channel	$4.82
48.0049.30.XX	30" Bottom Trim Channel	$5.12
48.0049.36.XX	36" Bottom Trim Channel	$6.26
48.0049.42.XX	42" Bottom Trim Channel	$6.31
48.0049.48.XX	48" Bottom Trim Channel	$7.80
48.0049.54.XX	54" Bottom Trim Channel	$8.13
48.0049.60.XX	60" Bottom Trim Channel	$8.57
48.0049.72.XX	72" Bottom Trim Channel	$14.19
48.0084	Splice Plate - Top Cap, In-Line	$1.87
48.0085.48	48" Horizontal Intermediate Stiffener	$2.23
48.0085.54	54" Horizontal Intermediate Stiffener	$2.50
48.0085.60	60" Horizontal Intermediate Stiffener	$3.01
48.0089.08H	Vertical Glazing, 8" H	$1.42
48.0089.16H	Vertical Glazing, 16" H	$1.90
48.0089.24H	Vertical Glazing, 24" H	$2.57
48.0089.24W	Horizontal Glazing, 24" W	$2.45
48.0089.30W	Horizontal Glazing, 30" W	$2.81
48.0089.32H	Vertical Glazing, 32" H	$3.05
48.0089.36W	Horizontal Glazing, 36" W	$3.42
48.0089.42W	Horizontal Glazing, 42" W	$3.43
48.0089.48W	Horizontal Glazing, 48" W	$4.63
48.0089.54W	Horizontal Glazing, 54" W	$4.67
48.0089.60W	Horizontal Glazing, 60" W	$4.68
48.0089.72W	Horizontal Glazing, 72" W	$8.22
48.0100.24.XX	24" Base Raceway Side Cover-Domestic Power w/Cut Out	$4.53
48.0100.30.XX	30" Base Raceway Side Cover-Domestic Power w/Cut Out	$5.34
48.0100.36.XX	36" Base Raceway Side Cover-Domestic Power w/Cut Out	$6.15
48.0100.42.XX	42" Base Raceway Side Cover-Domestic Power w/Cut Out	$7.07
48.0100.48.XX	48" Base Raceway Side Cover-Domestic Power w/Cut Out	$7.86
48.0100.54.XX	54" Base Raceway Side Cover-Domestic Power w/Cut Out	$8.69
48.0100.60.XX	60" Base Raceway Side Cover-Domestic Power w/Cut Out	$9.71
48.0100.72.XX	72" Base Raceway Side Cover-Domestic Power w/Cut Out	$11.75
48.0101	Wireway Bracket	$0.75
48.0103	Raceway Support	$0.65
48.0104.XX	Base, Bezel	$1.98
48.0107.XX	Foot Shroud Painted	$7.18
48.0109.24.XX	24" Base Raceway Side Cover-Non Powered No Cut Outs	$4.53
48.0109.30.XX	30" Base Raceway Side Cover-Non Powered No Cut Outs	$5.34
48.0109.36.XX	36" Base Raceway Side Cover-Non Powered No Cut Outs	$6.15
48.0109.42.XX	42" Base Raceway Side Cover-Non Powered No Cut Outs	$7.07
48.0109.48.XX	48" Base Raceway Side Cover-Non Powered No Cut Outs	$7.86
48.0109.54.XX	54" Base Raceway Side Cover-Non Powered No Cut Outs	$8.69
48.0109.60.XX	60" Base Raceway Side Cover-Non Powered No Cut Outs	$9.71
48.0109.72.XX	72" Base Raceway Side Cover-Non Powered No Cut Outs	$11.75
48.0111	3/8-16 KEPS Nylon Lock Nut ZC	$0.06
48.0112	3/8 X 1-1/4 OD .120 THK Washer	$0.18
48.0113	Raceway Slip Screw 1/4-20x2-1/4 H/WH T-23 T/C ZC	$0.26
48.0115	Bolt, 3/8-16x1.25 HEX HD ZC	$0.09
48.0117.24.XX	24" Tile to Floor Trim Channel	$9.03
48.0117.30.XX	30" Tile to Floor Trim Channel	$10.23
48.0117.36.XX	36" Tile to Floor Trim Channel	$12.22

NEW YORK LEGION COMPONENT PRICE LIST

Date: 8/1/2022

Part Number	Description	Unit Price
48.0117.42.XX	42" Tile to Floor Trim Channel	$16.10
48.0117.48.XX	48" Tile to Floor Trim Channel	$16.17
48.0117.54.XX	54" Tile to Floor Trim Channel	$17.26
48.0117.60.XX	60" Tile to Floor Trim Channel	$17.82
48.0117.72.XX	72" Tile to Floor Trim Channel	$31.78
48.0118	Bolt,Hexhead, 3/8-16 X .75" G2	$0.06
48.0124.32	32" Split Tile Light Block	$9.30
48.0124.40	40" Split Tile Light Block	$9.85
48.0124.48	48" Split Tile Light Block	$9.89
48.0124.56	56" Split Tile Light Block	$9.97
48.0124.64	64" Split Tile Light Block	$10.02
48.0148.2416	24 x 16 Markerboard Tile, Steel Data	$30.07
48.0148.2424	24 x 24 Markerboard Tile, Steel Data	$47.88
48.0148.2432	24 x 32 Markerboard Tile, Steel Data	$50.11
48.0148.3016	30 x 16 Markerboard Tile, Steel Data	$35.63
48.0148.3024	30 x 24 Markerboard Tile, Steel Data	$50.11
48.0148.3032	30 x 32 Markerboard Tile, Steel Data	$62.36
48.0148.3616	36 x 16 Markerboard Tile, Steel Data	$48.77
48.0148.3624	36 x 24 Markerboard Tile, Steel Data	$51.23
48.0148.3632	36 x 32 Markerboard Tile, Steel Data	$63.47
48.0148.4216	42 x 16 Markerboard Tile, Steel Data	$49.00
48.0148.4224	42 x 24 Markerboard Tile, Steel Data	$52.34
48.0148.4232	42 x 32 Markerboard Tile, Steel Data	$65.70
48.0148.4816	48 x 16 Markerboard Tile, Steel Data	$53.45
48.0148.4824	48 x 24 Markerboard Tile, Steel Data	$84.63
48.0148.4832	48 x 32 Markerboard Tile, Steel Data	$86.86
48.0148.5416	54 x 16 Markerboard Tile, Steel Data	$81.28
48.0148.5424	54 x 24 Markerboard Tile, Steel Data	$93.54
48.0148.5432	54 x 32 Markerboard Tile, Steel Data	$146.99
48.0148.6016	60 x 16 Markerboard Tile, Steel Data	$124.71
48.0148.6024	60 x 24 Markerboard Tile, Steel Data	$139.19
48.0148.6032	60 x 32 Markerboard Tile, Steel Data	$150.33
48.0157	Backing Plate Single, Elec. Bezel	$2.31
48.0162	Backing Plate Double, Elec. Bezel	$3.18
48.0182.08.XX	8" Glass Stacker Vertical	$12.81
48.0182.16.XX	16" Glass Stacker Vertical	$16.15
48.0182.24.XX	24" Glass Stacker Vertical	$17.26
48.0182.32.XX	32" Glass Stacker Vertical	$21.72
48.0183.24.XX	24" Glass Stacker Top Horizontal	$14.25
48.0183.30.XX	30" Glass Stacker Top Horizontal	$16.71
48.0183.36.XX	36" Glass Stacker Top Horizontal	$20.54
48.0183.42.XX	42" Glass Stacker Top Horizontal	$27.96
48.0183.48.XX	48" Glass Stacker Top Horizontal	$28.40
48.0183.54.XX	54" Glass Stacker Top Horizontal	$28.96
48.0183.60.XX	60" Glass Stacker Top Horizontal	$30.62
48.0183.72.XX	72" Glass Stacker Top Horizontal	$53.45
48.0187.24.XX	24" Center Trim Channel	$13.93
48.0187.30.XX	30" Center Trim Channel	$14.70
48.0187.36.XX	36" Center Trim Channel	$15.59
48.0187.42.XX	42" Center Trim Channel	$17.04
48.0187.48.XX	48" Center Trim Channel	$17.15
48.0187.54.XX	54" Center Trim Channel	$17.37
48.0187.60.XX	60" Center Trim Channel	$17.42
48.0187.72.XX	72" Center Trim Channel	$25.72
48.0188.2408.C	Glass - Clear - 24 x 08	$10.32

NEW YORK LEGION COMPONENT PRICE LIST

Date: 8/1/2022

Part Number	Description	Unit Price
48.0188.2408.SE	Glass - Satin Etch One Side - 24 x 08	$27.61
48.0188.2408.W	Glass - White Laminate - 24 x 08	$25.19
48.0188.2416.C	Glass - Clear - 24 x 16	$10.93
48.0188.2416.SE	Glass - Satin Etch One Side - 24 x 16	$30.34
48.0188.2416.W	Glass - White Laminate - 24 x 16	$27.92
48.0188.2424.C	Glass - Clear - 24 x 24	$11.53
48.0188.2424.SE	Glass - Satin Etch One Side - 24 x 24	$31.56
48.0188.2424.W	Glass - White Laminate - 24 x 24	$29.13
48.0188.2432.C	Glass - Clear - 24 x 32	$15.18
48.0188.2432.SE	Glass - Satin Etch One Side - 24 x 32	$46.12
48.0188.2432.W	Glass - White Laminate - 24 x 32	$38.83
48.0188.3008.C	Glass - Clear - 30 x 08	$10.43
48.0188.3008.SE	Glass - Satin Etch One Side - 30 x 08	$27.92
48.0188.3008.W	Glass - White Laminate - 30 x 08	$25.48
48.0188.3016.C	Glass - Clear - 30 x 16	$11.17
48.0188.3016.SE	Glass - Satin Etch One Side - 30 x 16	$30.65
48.0188.3016.W	Glass - White Laminate - 30 x 16	$28.22
48.0188.3024.C	Glass - Clear - 30 x 24	$14.56
48.0188.3024.SE	Glass - Satin Etch One Side - 30 x 24	$37.62
48.0188.3024.W	Glass - White Laminate - 30 x 24	$35.20
48.0188.3032.C	Glass - Clear - 30 x 32	$19.42
48.0188.3032.SE	Glass - Satin Etch One Side - 30 x 32	$60.69
48.0188.3032.W	Glass - White Laminate - 30 x 32	$53.41
48.0188.3608.C	Glass - Clear - 36 x 08	$10.93
48.0188.3608.SE	Glass - Satin Etch One Side - 36 x 08	$28.22
48.0188.3608.W	Glass - White Laminate - 36 x 08	$25.80
48.0188.3616.C	Glass - Clear - 36 x 16	$12.14
48.0188.3616.SE	Glass - Satin Etch One Side - 36 x 16	$33.99
48.0188.3616.W	Glass - White Laminate - 36 x 16	$31.56
48.0188.3624.C	Glass - Clear - 36 x 24	$16.99
48.0188.3624.SE	Glass - Satin Etch One Side - 36 x 24	$46.12
48.0188.3624.W	Glass - White Laminate - 36 x 24	$42.48
48.0188.3632.C	Glass - Clear - 36 x 32	$23.07
48.0188.3632.SE	Glass - Satin Etch One Side - 36 x 32	$71.62
48.0188.3632.W	Glass - White Laminate - 36 x 32	$61.90
48.0188.4208.C	Glass - Clear - 42 x 08	$10.93
48.0188.4208.SE	Glass - Satin Etch One Side - 42 x 08	$28.83
48.0188.4208.W	Glass - White Laminate - 42 x 08	$26.41
48.0188.4216.C	Glass - Clear - 42 x 16	$12.75
48.0188.4216.SE	Glass - Satin Etch One Side - 42 x 16	$41.27
48.0188.4216.W	Glass - White Laminate - 42 x 16	$36.42
48.0188.4224.C	Glass - Clear - 42 x 24	$20.03
48.0188.4224.SE	Glass - Satin Etch One Side - 42 x 24	$54.62
48.0188.4224.W	Glass - White Laminate - 42 x 24	$49.76
48.0188.4232.C	Glass - Clear - 42 x 32	$27.32
48.0188.4232.SE	Glass - Satin Etch One Side - 42 x 32	$89.81
48.0188.4232.W	Glass - White Laminate - 42 x 32	$76.47
48.0188.4808.C	Glass - Clear - 48 x 08	$11.22
48.0188.4808.SE	Glass - Satin Etch One Side - 48 x 08	$29.13
48.0188.4808.W	Glass - White Laminate - 48 x 08	$26.70
48.0188.4816.C	Glass - Clear - 48 x 16	$14.56
48.0188.4816.SE	Glass - Satin Etch One Side - 48 x 16	$47.94
48.0188.4816.W	Glass - White Laminate - 48 x 16	$42.48
48.0188.4824.C	Glass - Clear - 48 x 24	$23.07
48.0188.4824.SE	Glass - Satin Etch One Side - 48 x 24	$64.33

NEW YORK LEGION COMPONENT PRICE LIST

Date: 8/1/2022

Part Number	Description	Unit Price
48.0188.4824.W	Glass - White Laminate - 48 x 24	$55.83
48.0188.4832.C	Glass - Clear - 48 x 32	$31.56
48.0188.4832.SE	Glass - Satin Etch One Side - 48 x 32	$101.96
48.0188.4832.W	Glass - White Laminate - 48 x 32	$87.39
48.0188.5408.C	Glass - Clear - 54 x 08	$17.26
48.0188.5408.SE	Glass - Satin Etch One Side - 54 x 08	$29.13
48.0188.5408.W	Glass - White Laminate - 54 x 08	$26.70
48.0188.5416.C	Glass - Clear - 54 x 16	$18.21
48.0188.5416.SE	Glass - Satin Etch One Side - 54 x 16	$55.83
48.0188.5416.W	Glass - White Laminate - 54 x 16	$46.73
48.0188.5424.C	Glass - Clear - 54 x 24	$35.20
48.0188.5424.SE	Glass - Satin Etch One Side - 54 x 24	$75.26
48.0188.5424.W	Glass - White Laminate - 54 x 24	$70.40
48.0188.5432.C	Glass - Clear - 54 x 32	$37.62
48.0188.5432.SE	Glass - Satin Etch One Side - 54 x 32	$118.95
48.0188.5432.W	Glass - White Laminate - 54 x 32	$97.10
48.0188.6008.C	Glass - Clear - 60 x 08	$17.54
48.0188.6008.SE	Glass - Satin Etch One Side - 60 x 08	$29.13
48.0188.6008.W	Glass - White Laminate - 60 x 08	$26.70
48.0188.6016.C	Glass - Clear - 60 x 16	$20.63
48.0188.6016.SE	Glass - Satin Etch One Side - 60 x 16	$60.69
48.0188.6016.W	Glass - White Laminate - 60 x 16	$50.11
48.0188.6024.C	Glass - Clear - 60 x 24	$37.62
48.0188.6024.SE	Glass - Satin Etch One Side - 60 x 24	$78.89
48.0188.6024.W	Glass - White Laminate - 60 x 24	$72.82
48.0188.6032.C	Glass - Clear - 60 x 32	$41.27
48.0188.6032.SE	Glass - Satin Etch One Side - 60 x 32	$121.37
48.0188.6032.W	Glass - White Laminate - 60 x 32	$99.53
48.0188.7208.C	Glass - Clear - 72 x 08	$17.82
48.0188.7208.SE	Glass - Satin Etch One Side - 72 x 08	$29.43
48.0188.7208.W	Glass - White Laminate - 72 x 08	$27.00
48.0188.7216.C	Glass - Clear - 72 x 16	$23.07
48.0188.7216.SE	Glass - Satin Etch One Side - 72 x 16	$72.82
48.0188.7216.W	Glass - White Laminate - 72 x 16	$66.76
48.0188.7224.C	Glass - Clear - 72 x 24	$38.83
48.0188.7224.SE	Glass - Satin Etch One Side - 72 x 24	$100.74
48.0188.7224.W	Glass - White Laminate - 72 x 24	$100.22
48.0188.7232.C	Glass - Clear - 72 x 32	$48.55
48.0188.7232.SE	Glass - Satin Etch One Side - 72 x 32	$151.71
48.0188.7232.W	Glass - White Laminate - 72 x 32	$112.88
48.0189.08H	8" Horizontal Glazing	$1.06
48.0189.16H	16" Horizontal Glazing	$1.35
48.0189.24H	24" Horizontal Glazing	$1.77
48.0189.24W	24" Vertical Glazing	$1.99
48.0189.30W	30" Vertical Glazing	$2.02
48.0189.32H	32" Horizontal Glazing	$2.03
48.0189.36W	36" Vertical Glazing	$2.42
48.0189.42W	42" Vertical Glazing	$2.45
48.0189.48W	48" Vertical Glazing	$3.21
48.0189.54W	54" Vertical Glazing	$3.25
48.0189.60W	60" Vertical Glazing	$3.26
48.0189.72W	72" Vertical Glazing	$5.59
48.0190.24.XX	24" Glass Stacker Bottom Horizontal	$12.75
48.0190.30.XX	30" Glass Stacker Bottom Horizontal	$14.70
48.0190.36.XX	36" Glass Stacker Bottom Horizontal	$17.82

NEW YORK LEGION COMPONENT PRICE LIST

Date: 8/1/2022

Part Number	Description	Unit Price
48.0190.42.XX	42" Glass Stacker Bottom Horizontal	$23.95
48.0190.48.XX	48" Glass Stacker Bottom Horizontal	$24.22
48.0190.54.XX	54" Glass Stacker Bottom Horizontal	$24.50
48.0190.60.XX	60" Glass Stacker Bottom Horizontal	$25.00
48.0190.72.XX	72" Glass Stacker Bottom Horizontal	$44.93
48.0191.08	8" Glass Stacker Weldment	$16.17
48.0191.16	16" Glass Stacker Weldment	$16.76
48.0191.24	24" Glass Stacker Weldment	$17.77
48.0191.32	32" Glass Stacker Weldment	$18.56
48.0193	Spacer - Glass Stacker	$0.51
48.0210	Hook & Loop Velcro, 1/2X1-1/2 ADH Back	$0.07
48.0214.2408.XX	24 x 8 Stacking Solid Steel Insert	$20.05
48.0214.2416.XX	24 x 16 Stacking Solid Steel Insert	$21.16
48.0214.2424.XX	24 x 24 Stacking Solid Steel Insert	$25.61
48.0214.2432.XX	24 x 32 Stacking Solid Steel Insert	$34.52
48.0214.3008.XX	30 x 8 Stacking Solid Steel Insert	$21.16
48.0214.3016.XX	30 x 16 Stacking Solid Steel Insert	$23.38
48.0214.3024.XX	30 x 24 Stacking Solid Steel Insert	$28.96
48.0214.3032.XX	30 x 32 Stacking Solid Steel Insert	$38.98
48.0214.3608.XX	36 x 8 Stacking Solid Steel Insert	$27.84
48.0214.3616.XX	36 x 16 Stacking Solid Steel Insert	$28.96
48.0214.3624.XX	36 x 24 Stacking Solid Steel Insert	$37.86
48.0214.3632.XX	36 x 32 Stacking Solid Steel Insert	$53.45
48.0214.4208.XX	42 x 8 Stacking Solid Steel Insert	$30.07
48.0214.4216.XX	42 x 16 Stacking Solid Steel Insert	$31.18
48.0214.4224.XX	42 x 24 Stacking Solid Steel Insert	$38.98
48.0214.4232.XX	42 x 32 Stacking Solid Steel Insert	$54.56
48.0214.4808.XX	48 x 8 Stacking Solid Steel Insert	$32.29
48.0214.4816.XX	48 x 16 Stacking Solid Steel Insert	$36.74
48.0214.4824.XX	48 x 24 Stacking Solid Steel Insert	$42.32
48.0214.4832.XX	48 x 32 Stacking Solid Steel Insert	$59.01
48.0214.5408.XX	54 x 08 Stacking Solid Steel Insert	$34.52
48.0214.5416.XX	54 x 16 Stacking Solid Steel Insert	$37.86
48.0214.5424.XX	54 x 24 Stacking Solid Steel Insert	$59.01
48.0214.5432.XX	54 x 32 Stacking Solid Steel Insert	$94.65
48.0214.6008.XX	60 x 08 Stacking Solid Steel Insert	$38.98
48.0214.6016.XX	60 x 16 Stacking Solid Steel Insert	$44.54
48.0214.6024.XX	60 x 24 Stacking Solid Steel Insert	$70.15
48.0214.6032.XX	60 x 32 Stacking Solid Steel Insert	$109.13
48.0214.7208.XX	72 x 08 Stacking Solid Steel Insert	$46.77
48.0214.7216.XX	72 x 16 Stacking Solid Steel Insert	$64.59
48.0214.7224.XX	72 x 24 Stacking Solid Steel Insert	$80.17
48.0214.7232.XX	72 x 32 Stacking Solid Steel Insert	$120.26
48.0220.BL	Bracket, Steel Tile Painted	$6.18
48.0242.2408.XX	24" x 08" Perforated Steel Insert	$21.16
48.0242.2416.XX	24" x 16" Perforated Steel Insert	$24.50
48.0242.2424.XX	24" x 24" Perforated Steel Insert	$30.07
48.0242.2432.XX	24" x 32" Perforated Steel Insert	$35.63
48.0242.3008.XX	30" x 08" Perforated Steel Insert	$23.38
48.0242.3016.XX	30" x 16" Perforated Steel Insert	$30.07
48.0242.3024.XX	30" x 24" Perforated Steel Insert	$35.63
48.0242.3032.XX	30" x 32" Perforated Steel Insert	$50.11
48.0242.3608.XX	36" x 08" Perforated Steel Insert	$31.18
48.0242.3616.XX	36" x 16" Perforated Steel Insert	$37.86
48.0242.3624.XX	36" x 24" Perforated Steel Insert	$45.65

NEW YORK LEGION COMPONENT PRICE LIST

Date: 8/1/2022

Part Number	Description	Unit Price
48.0242.3632.XX	36" x 32" Perforated Steel Insert	$66.81
48.0242.4208.XX	42" x 08" Perforated Steel Insert	$32.29
48.0242.4216.XX	42" x 16" Perforated Steel Insert	$40.09
48.0242.4224.XX	42" x 24" Perforated Steel Insert	$46.77
48.0242.4232.XX	42" x 32" Perforated Steel Insert	$70.15
48.0242.4808.XX	48" x 08" Perforated Steel Insert	$35.63
48.0242.4816.XX	48" x 16" Perforated Steel Insert	$42.32
48.0242.4824.XX	48" x 24" Perforated Steel Insert	$51.23
48.0242.4832.XX	48" x 32" Perforated Steel Insert	$73.50
48.0242.5408.XX	54" x 08" Perforated Steel Insert	$38.98
48.0242.5416.XX	54" x 16" Perforated Steel Insert	$55.68
48.0242.5424.XX	54" x 24" Perforated Steel Insert	$71.27
48.0242.5432.XX	54" x 32" Perforated Steel Insert	$109.13
48.0242.6008.XX	60" x 08" Perforated Steel Insert	$41.20
48.0242.6016.XX	60" x 16" Perforated Steel Insert	$57.90
48.0242.6024.XX	60" x 24" Perforated Steel Insert	$73.50
48.0242.6032.XX	60" x 32" Perforated Steel Insert	$112.46
48.0242.7208.XX	72" x 08" Perforated Steel Insert	$47.88
48.0242.7216.XX	72" x 16" Perforated Steel Insert	$60.14
48.0242.7224.XX	72" x 24" Perforated Steel Insert	$83.52
48.0242.7232.XX	72" x 32" Perforated Steel Insert	$124.71
48.0261.SET	Universal Overhead On-Module Mounting Bracket	$15.59
48.0262.MB.KIT	Markerboard On-Module Bracket	$18.93
48.0262.TB.KIT	Tackboard On-Module Bracket	$11.14
48.0262.XX	Tackboard Bracket - Unite	$6.22
48.0268.12	12" 622 Plug to Plug Jumper	$19.88
48.0268.16	Intersection Panel Jumper - 6 Circuit	$23.38
48.0269.12	12" 4422 Plug to Plug Jumper	$18.93
48.0269.16	Intersection Panel Jumper - 4 Circuit	$23.38
48.0350.37120	Legion Fiberglass Core 37" x 120.5" Full Sheet	$64.59
48.0350.49120	Legion Fiberglass Core 49" x 120.5" Full Sheet	$69.60
48.0350.6165	Legion Fiberglass Core 61" x 65.5" Full Sheet	$52.89
48.0363	Bracket, Bottom Trim	$5.57
48.0370	Top Cap Clip	$0.69
48.0399.NLG.XX	Aluminum Grommet Legion No Logo - Painted	$5.24
48.0399.NOLOGO	Aluminum Grommet Legion No Logo - Unpainted/Raw	$3.01
48.0694.24H.XX	24" Horizontal Open Tile Frame	$15.64
48.0694.26V.XX	26" Vertical Open Tile Frame	$17.10
48.0694.30H.XX	30" Horizontal Open Tile Frame	$19.07
48.0694.36H.XX	36" Horizontal Open Tile Frame	$20.24
48.0694.42H.XX	42" Horizontal Open Tile Frame	$23.70
48.0694.48H.XX	48" Horizontal Open Tile Frame	$24.12
48.0694.54H.XX	54" Horizontal Open Tile Frame	$26.72
48.0694.60H.XX	60" Horizontal Open Tile Frame	$27.29
48.0694.72H.XX	72" Horizontal Open Tile Frame	$45.33
48.0696	Bracket, Open Tile Retaining	$3.45
48.0697	Bracket, Open Tile Corner	$2.95
48.0715.24.XX	24" Top Cap	$11.14
48.0715.30.XX	30" Top Cap	$13.19
48.0715.36.XX	36" Top Cap	$14.70
48.0715.42.XX	42" Top Cap	$16.26
48.0715.48.XX	48" Top Cap	$17.37
48.0715.54.XX	54" Top Cap	$18.93
48.0715.60.XX	60" Top Cap	$21.16
48.0715.72.XX	72" Top Cap	$30.62

NEW YORK LEGION COMPONENT PRICE LIST

Date: 8/1/2022

Part Number	Description	Unit Price
48.0717.48.XX	48" Top Cap Continuous	$22.27
48.0717.54.XX	54" Top Cap Continuous	$25.61
48.0717.60.XX	60" Top Cap Continuous	$28.96
48.0717.66.XX	66" Top Cap Continuous	$36.74
48.0717.72.XX	72" Top Cap Continuous	$40.09
48.0720	Screw, #12 X 3/4 SL HX FG HD T/S	$0.03
48.0825.42.XX	Legion Hinge Door Threshold	$40.30
48.0840	Glass Stacker Clip	$2.23
48.0856.XX	End of Run Stabilizer Foot Kit	$57.35
48.0866.XX	Mid-Run Stabilizer Foot Kit	$75.99
48.1192.XX	Name Plate Holder	$17.77
49.0001.X	1/4 - 20x1.25 PPH Screw	$0.22
49.0033	Panel Corner Connector	$0.90
50.1059.X	Screw #10-24 X 3/8 PFH U/C T/F	$0.13
BLCF24/UN/LB/XX/FXXX	24" Fabric Overhead - Load Bar Mount-Finished Good	$404.21
BLCF24/UN/PM/XX/FXXX	24" Fabric Overhead - Panel Mount/On Module-Finished Good	$341.85
BLCF24/UN/UM/XX/FXXX	24" Fabric Overhead - Up Mount-Finished Good	$391.96
BLCF30/UN/LB/XX/FXXX	30" Fabric Overhead - Load Bar Mount-Finished Good	$416.46
BLCF30/UN/PM/XX/FXXX	30" Fabric Overhead - Panel Mount/On Module-Finished Good	$354.11
BLCF30/UN/UM/XX/FXXX	30" Fabric Overhead - Up Mount-Finished Good	$404.21
BLCF36/UN/LB/XX/FXXX	36" Fabric Overhead - Load Bar Mount-Finished Good	$426.48
BLCF36/UN/PM/XX/FXXX	36" Fabric Overhead - Panel Mount/On Module-Finished Good	$369.69
BLCF36/UN/UM/XX/FXXX	36" Fabric Overhead - Up Mount-Finished Good	$414.23
BLCF42/UN/LB/XX/FXXX	42" Fabric Overhead - Load Bar Mount-Finished Good	$443.19
BLCF42/UN/PM/XX/FXXX	42" Fabric Overhead - Panel Mount/On Module-Finished Good	$384.16
BLCF42/UN/UM/XX/FXXX	42" Fabric Overhead - Up Mount-Finished Good	$430.94
BLCF48/UN/LB/XX/FXXX	48" Fabric Overhead - Load Bar Mount-Finished Good	$466.57
BLCF48/UN/PM/XX/FXXX	48" Fabric Overhead - Panel Mount/On Module-Finished Good	$407.56
BLCF48/UN/UM/XX/FXXX	48" Fabric Overhead - Up Mount-Finished Good	$454.32
BLCF60/UN/LB/XX/FXXX	60" Fabric Overhead - Load Bar Mount-Finished Good	$543.40
BLCF60/UN/PM/XX/FXXX	60" Fabric Overhead - Panel Mount/On Module-Finished Good	$486.61
BLCF60/UN/UM/XX/FXXX	60" Fabric Overhead - Up Mount-Finished Good	$531.15
BLCL24/UN/LB/XX/LXXX/EXX	24" Laminate Overhead - Load Bar Mount-Finished Good	$407.56
BLCL24/UN/PM/XX/LXXX/EXX	24" Laminate Overhead - Panel Mount/On Module-Finished Good	$342.97
BLCL24/UN/UM/XX/LXXX/EXX	24" Laminate Overhead - Up Mount-Finished Good	$395.30
BLCL30/UN/LB/XX/LXXX/EXX	30" Laminate Overhead - Load Bar Mount-Finished Good	$419.80
BLCL30/UN/PM/XX/LXXX/EXX	30" Laminate Overhead - Panel Mount/On Module-Finished Good	$355.22
BLCL30/UN/UM/XX/LXXX/EXX	30" Laminate Overhead - Up Mount-Finished Good	$407.56
BLCL36/UN/LB/XX/LXXX/EXX	36" Laminate Overhead - Load Bar Mount-Finished Good	$432.05
BLCL36/UN/PM/XX/LXXX/EXX	36" Laminate Overhead - Panel Mount/On Module-Finished Good	$367.47
BLCL36/UN/UM/XX/LXXX/EXX	36" Laminate Overhead - Up Mount-Finished Good	$419.80
BLCL42/UN/LB/XX/LXXX/EXX	42" Laminate Overhead - Load Bar Mount-Finished Good	$456.55
BLCL42/UN/PM/XX/LXXX/EXX	42" Laminate Overhead - Panel Mount/On Module-Finished Good	$390.85
BLCL42/UN/UM/XX/LXXX/EXX	42" Laminate Overhead - Up Mount-Finished Good	$444.30
BLCL48/UN/LB/XX/LXXX/EXX	48" Laminate Overhead - Load Bar Mount-Finished Good	$484.39
BLCL48/UN/PM/XX/LXXX/EXX	48" Laminate Overhead - Panel Mount/On Module-Finished Good	$410.89
BLCL48/UN/UM/XX/LXXX/EXX	48" Laminate Overhead - Up Mount-Finished Good	$472.13
BLCL60/UN/LB/XX/LXXX/EXX	60" Laminate Overhead - Load Bar Mount-Finished Good	$587.94
BLCL60/UN/PM/XX/LXXX/EXX	60" Laminate Overhead - Panel Mount/On Module-Finished Good	$521.13
BLCL60/UN/UM/XX/LXXX/EXX	60" Laminate Overhead - Up Mount-Finished Good	$575.69
BLCS24/UN/LB/XX/UXX	24" Solid Overhead - Load Bar Mount-Finished Good	$361.89
BLCS24/UN/PM/XX/UXX	24" Solid Overhead - Panel Mount/On Module-Finished Good	$307.33
BLCS24/UN/UM/XX/UXX	24" Solid Overhead - Up Mount-Finished Good	$349.65
BLCS30/UN/LB/XX/UXX	30" Solid Overhead - Load Bar Mount-Finished Good	$374.14
BLCS30/UN/PM/XX/UXX	30" Solid Overhead - Panel Mount/On Module-Finished Good	$319.58

NEW YORK LEGION COMPONENT PRICE LIST

Date: 8/1/2022

Part Number	Description	Unit Price
BLCS30/UN/UM/XX/UXX	30" Solid Overhead - Up Mount-Finished Good	$361.89
BLCS36/UN/LB/XX/UXX	36" Solid Overhead - Load Bar Mount-Finished Good	$386.40
BLCS36/UN/PM/XX/UXX	36" Solid Overhead - Panel Mount/On Module-Finished Good	$334.06
BLCS36/UN/UM/XX/UXX	36" Solid Overhead - Up Mount-Finished Good	$374.14
BLCS42/UN/LB/XX/UXX	42" Solid Overhead - Load Bar Mount-Finished Good	$410.89
BLCS42/UN/PM/XX/UXX	42" Solid Overhead - Panel Mount/On Module-Finished Good	$347.42
BLCS42/UN/UM/XX/UXX	42" Solid Overhead - Up Mount-Finished Good	$398.65
BLCS48/UN/LB/XX/UXX	48" Solid Overhead - Load Bar Mount-Finished Good	$435.39
BLCS48/UN/PM/XX/UXX	48" Solid Overhead - Panel Mount/On Module-Finished Good	$369.69
BLCS48/UN/UM/XX/UXX	48" Solid Overhead - Up Mount-Finished Good	$423.14
BLCS60/UN/LB/XX/UXX	60" Solid Overhead - Load Bar Mount-Finished Good	$521.13
BLCS60/UN/PM/XX/UXX	60" Solid Overhead - Panel Mount/On Module-Finished Good	$442.07
BLCS60/UN/UM/XX/UXX	60" Solid Overhead - Up Mount-Finished Good	$508.88
BMB.30.BL	30" Venus Tackboard Mounting Bar	$20.27
BMB.36.BL	36" Venus Tackboard Mounting Bar	$20.87
BMB.42.BL	42" Venus Tackboard Mounting Bar	$23.62
BMB.48.BL	48" Venus Tackboard Mounting Bar	$25.79
BMB.60.BL	60" Venus Tackboard Mounting Bar	$28.54
BOA/UN/LB/XX	Venus Overhead Load Bar Brackets	$83.52
BOA/UN/PM/XX	Venus Overhead On-Module Mounting Brackets	$57.90
BOA/UN/UM/XX	Venus Overhead Up Mount Brackets	$92.43
KD1/VNOL24/LG/LB/XX/LXX/EXX/NLC	24" Legion Laminate Overhead - Load Bar Mount-KD2	$367.47
KD1/VNOL24/LG/PM/XX/LXX/EXX/NLC	24" Legion Laminate Overhead - On Module-KD2	$330.71
KD1/VNOL24/LG/UM/XX/LXX/EXX/NLC	24" Legion Laminate Overhead - Above Panel Mount-KD2	$325.15
KD1/VNOL30/LG/LB/XX/LXX/EXX/NLC	30" Legion Laminate Overhead - Load Bar Mount-KD2	$391.96
KD1/VNOL30/LG/PM/XX/LXX/EXX/NLC	30" Legion Laminate Overhead - On Module-KD2	$342.97
KD1/VNOL30/LG/UM/XX/LXX/EXX/NLC	30" Legion Laminate Overhead - Above Panel Mount-KD2	$340.74
KD1/VNOL36/LG/LB/XX/LXX/EXX/NLC	36" Legion Laminate Overhead - Load Bar Mount-KD2	$410.89
KD1/VNOL36/LG/PM/XX/LXX/EXX/NLC	36" Legion Laminate Overhead - On Module-KD2	$355.22
KD1/VNOL36/LG/UM/XX/LXX/EXX/NLC	36" Legion Laminate Overhead - Above Panel Mount-KD2	$350.76
KD1/VNOL42/LG/LB/XX/LXX/EXX/NLC	42" Legion Laminate Overhead - Load Bar Mount-KD2	$435.39
KD1/VNOL42/LG/PM/XX/LXX/EXX/NLC	42" Legion Laminate Overhead - On Module-KD2	$379.71
KD1/VNOL42/LG/UM/XX/LXX/EXX/NLC	42" Legion Laminate Overhead - Above Panel Mount-KD2	$375.26
KD1/VNOL48/LG/LB/XX/LXX/EXX/NLC	48" Legion Laminate Overhead - Load Bar Mount-KD2	$459.88
KD1/VNOL48/LG/PM/XX/LXX/EXX/NLC	48" Legion Laminate Overhead - On Module-KD2	$398.65
KD1/VNOL48/LG/UM/XX/LXX/EXX/NLC	48" Legion Laminate Overhead - Above Panel Mount-KD2	$393.07
KD1/VNOL54/LG/LB/XX/LXX/EXX/NLC	54" Legion Laminate Overhead - Load Bar Mount-KD2	$570.12
KD1/VNOL54/LG/PM/XX/LXX/EXX/NLC	54" Legion Laminate Overhead - On Module-KD2	$489.95
KD1/VNOL54/LG/UM/XX/LXX/EXX/NLC	54" Legion Laminate Overhead - Above Panel Mount-KD2	$484.39
KD1/VNOL60/LG/LB/XX/LXX/EXX/NLC	60" Legion Laminate Overhead - Load Bar Mount-KD2	$579.03
KD1/VNOL60/LG/PM/XX/LXX/EXX/NLC	60" Legion Laminate Overhead - On Module-KD2	$502.20
KD1/VNOL60/LG/UM/XX/LXX/EXX/NLC	60" Legion Laminate Overhead - Above Panel Mount-KD2	$496.64
KD1/VNOS24/LG/LB/XX/UXX/NLC	24" Legion Solid Door Overhead - Load Bar Mount-KD2	$330.71
KD1/VNOS24/LG/PM/XX/UXX/NLC	24" Legion Solid Door Overhead - On Module-KD1	$291.75
KD1/VNOS24/LG/UM/XX/UXX/NLC	24" Legion Solid Door Overhead - Above Panel Mount-KD2	$285.06
KD1/VNOS30/LG/LB/XX/UXX/NLC	30" Legion Solid Door Overhead - Load Bar Mount-KD2	$349.65
KD1/VNOS30/LG/PM/XX/UXX/NLC	30" Legion Solid Door Overhead - On Module-KD1	$312.90
KD1/VNOS30/LG/UM/XX/UXX/NLC	30" Legion Solid Door Overhead - Above Panel Mount-KD2	$306.22
KD1/VNOS36/LG/LB/XX/UXX/NLC	36" Legion Solid Door Overhead - Load Bar Mount-KD2	$355.22
KD1/VNOS36/LG/PM/XX/UXX/NLC	36" Legion Solid Door Overhead - On Module-KD1	$318.47
KD1/VNOS36/LG/UM/XX/UXX/NLC	36" Legion Solid Door Overhead - Above Panel Mount-KD2	$312.90
KD1/VNOS42/LG/LB/XX/UXX/NLC	42" Legion Solid Door Overhead - Load Bar Mount-KD2	$379.71
KD1/VNOS42/LG/PM/XX/UXX/NLC	42" Legion Solid Door Overhead - On Module-KD1	$337.40
KD1/VNOS42/LG/UM/XX/UXX/NLC	42" Legion Solid Door Overhead - Above Panel Mount-KD2	$331.84
KD1/VNOS48/LG/LB/XX/UXX/NLC	48" Legion Solid Door Overhead - Load Bar Mount-KD2	$398.65

NEW YORK LEGION COMPONENT PRICE LIST

Date: 8/1/2022

Part Number	Description	Unit Price
KD1/VNOS48/LG/PM/XX/UXX/NLC	48" Legion Solid Door Overhead - On Module-KD1	$359.67
KD1/VNOS48/LG/UM/XX/UXX/NLC	48" Legion Solid Door Overhead - Above Panel Mount-KD2	$355.22
KD1/VNOS54/LG/LB/XX/UXX/NLC	54" Legion Solid Door Overhead - Load Bar Mount-KD2	$485.50
KD1/VNOS54/LG/PM/XX/UXX/NLC	54" Legion Solid Door Overhead - On Module-KD1	$428.70
KD1/VNOS54/LG/UM/XX/UXX/NLC	54" Legion Solid Door Overhead - Above Panel Mount-KD2	$424.25
KD1/VNOS60/LG/LB/XX/UXX/NLC	60" Legion Solid Door Overhead - Load Bar Mount-KD2	$502.20
KD1/VNOS60/LG/PM/XX/UXX/NLC	60" Legion Solid Door Overhead - On Module-KD1	$433.16
KD1/VNOS60/LG/UM/XX/UXX/NLC	60" Legion Solid Door Overhead - Above Panel Mount-KD2	$428.70
KD2/VNOF24/LG/LB/XX/NLC	24" Legion Upholsterable Overhead - Load Bar Mount-KD2	$332.95
KD2/VNOF24/LG/PM/XX/NLC	24" Legion Upholsterable Overhead - Panel Mount-KD2	$296.20
KD2/VNOF24/LG/UM/XX/NLC	24" Legion Upholsterable Overhead - Above Panel Mount-KD2	$291.75
KD2/VNOF30/LG/LB/XX/NLC	30" Legion Upholsterable Overhead - Load Bar Mount-KD2	$355.22
KD2/VNOF30/LG/PM/XX/NLC	30" Legion Upholsterable Overhead - Panel Mount-KD2	$316.24
KD2/VNOF30/LG/UM/XX/NLC	30" Legion Upholsterable Overhead - Above Panel Mount-KD2	$309.57
KD2/VNOF36/LG/LB/XX/NLC	36" Legion Upholsterable Overhead - Load Bar Mount-KD2	$361.89
KD2/VNOF36/LG/PM/XX/NLC	36" Legion Upholsterable Overhead - Panel Mount-KD2	$325.15
KD2/VNOF36/LG/UM/XX/NLC	36" Legion Upholsterable Overhead - Above Panel Mount-KD2	$318.47
KD2/VNOF42/LG/LB/XX/NLC	42" Legion Upholsterable Overhead - Load Bar Mount-KD2	$386.40
KD2/VNOF42/LG/PM/XX/NLC	42" Legion Upholsterable Overhead - Panel Mount-KD2	$342.97
KD2/VNOF42/LG/UM/XX/NLC	42" Legion Upholsterable Overhead - Above Panel Mount-KD2	$337.40
KD2/VNOF48/LG/LB/XX/NLC	48" Legion Upholsterable Overhead - Load Bar Mount-KD2	$404.21
KD2/VNOF48/LG/PM/XX/NLC	48" Legion Upholsterable Overhead - Panel Mount-KD2	$366.35
KD2/VNOF48/LG/UM/XX/NLC	48" Legion Upholsterable Overhead - Above Panel Mount-KD2	$359.67
KD2/VNOF54/LG/LB/XX/NLC	54" Legion Upholsterable Overhead - Load Bar Mount-KD2	$447.64
KD2/VNOF54/LG/PM/XX/NLC	54" Legion Upholsterable Overhead - Panel Mount-KD2	$416.46
KD2/VNOF54/LG/UM/XX/NLC	54" Legion Upholsterable Overhead - Above Panel Mount-KD2	$410.89
KD2/VNOF60/LG/LB/XX/NLC	60" Legion Upholsterable Overhead - Load Bar Mount-KD2	$502.20
KD2/VNOF60/LG/PM/XX/NLC	60" Legion Upholsterable Overhead - Panel Mount-KD2	$447.64
KD2/VNOF60/LG/UM/XX/NLC	60" Legion Upholsterable Overhead - Above Panel Mount-KD2	$440.96
LEDTL4WDLG.XX	Tino LED Task Light with Large Divider Mount	$190.28
LEDTL4WDSM.XX	Tino LED Task Light with Small Divider Mount	$190.28
LEDTL4WF.XX	Tino LED Task Light with Freestanding Base	$196.42
LEDTLBASE.XX	Freestanding Base for Tino LED Desk Light	$52.79
LEDTLMTLG.XX	Large Divider Mount for Tino LED Desk Light	$34.37
LEDTLMTSM.XX	Small Divider Mount for Tino LED Desk Light	$34.37
LGSPB2426/BXX/XX/XXS1	24x26 Steel Tile Below Worksurface Power	$63.38
LGSPB3026/BXX/XX/XXS1	30x26 Steel Tile Below Worksurface Power	$74.49
LGSPB3626/BXX/XX/XXS1	36x26 Steel Tile Below Worksurface Power	$76.51
LGSPB4226/BXX/XX/XXS1	42x26 Steel Tile Below Worksurface Power	$78.53
LGSPB4826/BXX/XX/XXS1	48x26 Steel Tile Below Worksurface Power	$89.64
LGSPB5426/BXX/XX/XXS1	54x26 Steel Tile Below Worksurface Power	$133.07
LGSPB6026/BXX/XX/XXS1	60x26 Steel Tile Below Worksurface Power	$137.11
LGSPB7226/BXX/XX/XXS1	72x26 Steel Tile Below Worksurface Power	$146.20
LGW12022363622/74P/N/LXX/EXX/NG	22x36x36x22 End Crnr 120 Deg Wksf, User Edge 60 Deg 74P,NoGrmts	$190.42
LGW12022424222/74P/N/LXX/EXX/NG	22x42x42x22 End Crnr 120 Deg Wksf, User Edge 60 Deg 74P,NoGrmts	$217.14
LGW12022484822/74P/N/LXX/EXX/NG	22x48x48x22 End Crnr 120 Deg Wksf, User Edge 60 Deg 74P,NoGrmts	$220.48
LGW1202260/74P/LXX/EXX	22 x 22 End Corner 60 Degree 74P Edge	$96.88
LGW12024363624/74P/N/LXX/EXX/NG	24x36x36x24 End Crnr 120 Deg Wksf, User Edge 60 Deg 74P,NoGrmts	$190.42
LGW12024424224/74P/N/LXX/EXX/NG	24x42x42x24 End Crnr 120 Deg Wksf, User Edge 60 Deg 74P,NoGrmts	$217.14
LGW12024484824/74P/N/LXX/EXX/NG	24x48x48x24 End Crnr 120 Deg Wksf, User Edge 60 Deg 74P,NoGrmts	$220.48
LGW1202460/74P/LXX/EXX	24 x 24 End Corner 60 Degree 74P Edge	$105.79
LGWCE2451/74P/N/LXX/EXX/NG	24 x 51 Conference End Worksurface, 74P Edge, No Grommet	$123.60
LGWCE3063/74P/N/LXX/EXX/NG	30 x 63 Conference End Worksurface, 74P Edge, No Grommet	$158.13
LGWDC18363618/74P/N/LXX/EXX/NG	18x36x36x18 Diagonal 90 Deg Corner Wksf, 74P Edge, No Grommet	$172.60
LGWDC18424218/74P/N/LXX/EXX/NG	18x42x42x18 Diagonal 90 Deg Corner Wksf, 74P Edge, No Grommet	$178.16

NEW YORK LEGION COMPONENT PRICE LIST

Date: 8/1/2022

Part Number	Description	Unit Price
LGWDC18484818/74P/N/LXX/EXX/NG	18x48x48x18 Diagonal 90 Deg Corner Wksf, 74P Edge, No Grommet	$211.57
LGWDC22363622/74P/N/LXX/EXX/NG	22x36x36x22 Diagonal 90 Deg Corner Wksf, 74P Edge, No Grommet	$172.60
LGWDC22424222/74P/N/LXX/EXX/NG	22x42x42x22 Diagonal 90 Deg Corner Wksf, 74P Edge, No Grommet	$178.16
LGWDC22484822/74P/N/LXX/EXX/NG	22x48x48x22 Diagonal 90 Deg Corner Wksf, 74P Edge, No Grommet	$211.57
LGWDC24363624/74P/N/LXX/EXX/NG	24x36x36x24 Diagonal 90 Deg Corner Wksf, 74P Edge, No Grommet	$172.60
LGWDC24424224/74P/N/LXX/EXX/NG	24x42x42x24 Diagonal 90 Deg Corner Wksf, 74P Edge, No Grommet	$178.16
LGWDC24484824/74P/N/LXX/EXX/NG	24x48x48x24 Diagonal 90 Deg Corner Wksf, 74P Edge, No Grommet	$211.57
LGWEC18366022/74P/N/LXX/EXX/NG	18x36x60x22 Extended Corner Reduction Wksf, 74P Edge, No Grmts	$204.89
LGWEC18366024/74P/N/LXX/EXX/NG	18x36x60x24 Extended Corner Reduction Wksf, 74P Edge,No Grmts	$204.89
LGWEC18367222/74P/N/LXX/EXX/NG	18x36x72x22 Extended Corner Reduction Wksf, 74P Edge,No Grmts	$212.69
LGWEC18367224/74P/N/LXX/EXX/NG	18x36x72x24 Extended Corner Reduction Wksf, 74P Edge,No Grmts	$212.69
LGWEC18603622/74P/N/LXX/EXX/NG	18x60X36x22 Extended Corner Reduction Wksf, 74P Edge,No Grmts	$204.89
LGWEC18603624/74P/N/LXX/EXX/NG	18x60X36x24 Extended Corner Reduction Wksf, 74P Edge,No Grmts	$204.89
LGWEC18723622/74P/N/LXX/EXX/NG	18x72X36x22 Extended Corner Reduction Wksf, 74P Edge,No Grmts	$212.69
LGWEC18723624/74P/N/LXX/EXX/NG	18x72X36x24 Extended Corner Reduction Wksf, 74P Edge,No Grmts	$212.69
LGWEC22366018/74P/N/LXX/EXX/NG	22x36x60x18 Extended Corner Reduction Wksf, 74P Edge,No Grmts	$204.89
LGWEC22366022/74P/N/LXX/EXX/NG	22x36x60x22 Extended Corner Wksf, 74P Edge, No Grommets	$204.89
LGWEC22366024/74P/N/LXX/EXX/NG	22x36x60x24 Extended Corner Reduction Wksf, 74P Edge,No Grmts	$204.89
LGWEC22367218/74P/N/LXX/EXX/NG	22x36x72x18 Extended Corner Reduction Wksf, 74P Edge,No Grmts	$212.69
LGWEC22367222/74P/N/LXX/EXX/NG	22x36x72x22 Extended Corner Wksf, 74P Edge, No Grommets	$212.69
LGWEC22367224/74P/N/LXX/EXX/NG	22x36x72x24 Extended Corner Reduction Wksf, 74P Edge,No Grmts	$212.69
LGWEC22603618/74P/N/LXX/EXX/NG	22x60X36x18 Extended Corner Reduction Wksf, 74P Edge,No Grmts	$204.89
LGWEC22603622/74P/N/LXX/EXX/NG	22x60x36x22 Extended Corner Wksf, 74P Edge, No Grommets	$204.89
LGWEC22603624/74P/N/LXX/EXX/NG	22x60X36x24 Extended Corner Reduction Wksf, 74P Edge,No Grmts	$204.89
LGWEC22723618/74P/N/LXX/EXX/NG	22x72X36x18 Extended Corner Reduction Wksf, 74P Edge,No Grmts	$212.69
LGWEC22723622/74P/N/LXX/EXX/NG	22x72x36x22 Extended Corner Wksf, 74P Edge, No Grommets	$212.69
LGWEC22723624/74P/N/LXX/EXX/NG	22x72X36x24 Extended Corner Reduction Wksf, 74P Edge,No Grmts	$212.69
LGWEC24366018/74P/N/LXX/EXX/NG	24x36x60x18 Extended Corner Reduction Wksf, 74P Edge,No Grmts	$204.89
LGWEC24366022/74P/N/LXX/EXX/NG	24x36x60x22 Extended Corner Reduction Wksf, 74P Edge,No Grmts	$204.89
LGWEC24366024/74P/N/LXX/EXX/NG	24x36x60x24 Extended Corner Wksf, 74P Edge, No Grommets	$204.89
LGWEC24367218/74P/N/LXX/EXX/NG	24x36x72x18 Extended Corner Reduction Wksf, 74P Edge,No Grmts	$212.69
LGWEC24367222/74P/N/LXX/EXX/NG	24x36x72x22 Extended Corner Reduction Wksf, 74P Edge,No Grmts	$212.69
LGWEC24367224/74P/N/LXX/EXX/NG	24x36x72x24 Extended Corner Wksf, 74P Edge, No Grommets	$212.69
LGWEC24603618/74P/N/LXX/EXX/NG	24x60X36x18 Extended Corner Reduction Wksf, 74P Edge,No Grmts	$204.89
LGWEC24603622/74P/N/LXX/EXX/NG	24x60X36x22 Extended Corner Reduction Wksf, 74P Edge,No Grmts	$204.89
LGWEC24603624/74P/N/LXX/EXX/NG	24x60x36x24 Extended Corner Wksf, 74P Edge, No Grommets	$204.89
LGWEC24723618/74P/N/LXX/EXX/NG	24x72X36x18 Extended Corner Reduction Wksf, 74P Edge,No Grmts	$212.69
LGWEC24723622/74P/N/LXX/EXX/NG	24x72X36x22 Extended Corner Reduction Wksf, 74P Edge,No Grmts	$212.69
LGWEC24723624/74P/N/LXX/EXX/NG	24x72x36x24 Extended Corner Wksf, 74P Edge, No Grommets	$212.69
LGWIC12022363622/74P/N/LXX/EXX/NG	22x36x36x22 End Crnr 120 Deg Wksf, User Edge 90 Deg 74P,NoGrmt	$188.18
LGWIC12022424222/74P/N/LXX/EXX/NG	22x42x42x22 End Crnr 120 Deg Wksf, User Edge 90 Deg 74P,NoGrmt	$204.89
LGWIC12022484822/74P/N/LXX/EXX/NG	22x48x48x22 End Crnr 120 Deg Wksf, User Edge 90 Deg 74P,NoGrmt	$226.05
LGWIC12024363624/74P/N/LXX/EXX/NG	24x36x36x24 End Crnr 120 Deg Wksf, User Edge 90 Deg 74P,NoGrmt	$188.18
LGWIC12024424224/74P/N/LXX/EXX/NG	24x42x42x24 End Crnr 120 Deg Wksf, User Edge 90 Deg 74P,NoGrmt	$204.89
LGWIC12024484824/74P/N/LXX/EXX/NG	24x48x48x24 End Crnr 120 Deg Wksf, User Edge 90 Deg 74P,NoGrmt	$226.05
LGWP16487222/74P/N/LXX/EXX/NG	16 x 48 x 72 x 22 Peninsula Worksurface, 74P Edge, No Grommets	$229.39
LGWP16487224/74P/N/LXX/EXX/NG	16 x 48 x 72 x 24 Peninsula Worksurface, 74P Edge, No Grommets	$229.39
LGWP16547222/74P/N/LXX/EXX/NG	16 x 54 x 72 x 22 Peninsula Worksurface, 74P Edge, No Grommets	$243.86
LGWP16547224/74P/N/LXX/EXX/NG	16 x 54 x 72 x 24 Peninsula Worksurface, 74P Edge, No Grommets	$243.86
LGWP16607222/74P/N/LXX/EXX/NG	16 x 60 x 72 x 22 Peninsula Worksurface, 74P Edge, No Grommets	$252.77
LGWP16607224/74P/N/LXX/EXX/NG	16 x 60 x 72 x 24 Peninsula Worksurface, 74P Edge, No Grommets	$252.77
LGWP22724816/74P/N/LXX/EXX/NG	22 x 72 x 48 x 16 Peninsula Worksurface, 74P Edge, No Grommets	$229.39
LGWP22725416/74P/N/LXX/EXX/NG	22 x 72 x 54 x 16 Peninsula Worksurface, 74P Edge, No Grommets	$243.86
LGWP22726016/74P/N/LXX/EXX/NG	22 x 72 x 60 x 16 Peninsula Worksurface, 74P Edge, No Grommets	$252.77
LGWP24724816/74P/N/LXX/EXX/NG	24 x 72 x 48 x 16 Peninsula Worksurface, 74P Edge, No Grommets	$229.39

NEW YORK LEGION COMPONENT PRICE LIST

Date: 8/1/2022

Part Number	Description	Unit Price
LGWP24725416/74P/N/LXX/EXX/NG	24 x 72 x 54 x 16 Peninsula Worksurface, 74P Edge, No Grommets	$243.86
LGWP24726016/74P/N/LXX/EXX/NG	24 x 72 x 60 x 16 Peninsula Worksurface, 74P Edge, No Grommets	$252.77
LGWR1824/74P/N/LXX/EXX/NG	18 x 24 Rectangular Worksurface, 74P Edge, No Grommets	$74.61
LGWR1830/74P/N/LXX/EXX/NG	18 x 30 Rectangular Worksurface, 74P Edge, No Grommets	$77.95
LGWR1836/74P/N/LXX/EXX/NG	18 x 36 Rectangular Worksurface, 74P Edge, No Grommets	$83.52
LGWR1842/74P/N/LXX/EXX/NG	18 x 42 Rectangular Worksurface, 74P Edge, No Grommets	$84.63
LGWR1848/74P/N/LXX/EXX/NG	18 x 48 Rectangular Worksurface, 74P Edge, No Grommets	$85.74
LGWR1854/74P/N/LXX/EXX/NG	18 x 54 Rectangular Worksurface, 74P Edge, No Grommets	$96.88
LGWR1860/74P/N/LXX/EXX/NG	18 x 60 Rectangular Worksurface, 74P Edge, No Grommets	$97.99
LGWR1866/74P/N/LXX/EXX/NG	18 x 66 Rectangular Worksurface, 74P Edge, No Grommets	$103.56
LGWR1872/74P/N/LXX/EXX/NG	18 x 72 Rectangular Worksurface, 74P Edge, No Grommets	$104.68
LGWR2224/74P/N/LXX/EXX/NG	22 x 24 Rectangular Worksurface, 74P Edge, No Grommets	$87.97
LGWR2230/74P/N/LXX/EXX/NG	22 x 30 Rectangular Worksurface, 74P Edge, No Grommets	$91.31
LGWR2236/74P/N/LXX/EXX/NG	22 x 36 Rectangular Worksurface, 74P Edge, No Grommets	$96.88
LGWR2242/74P/N/LXX/EXX/NG	22 x 42 Rectangular Worksurface, 74P Edge, No Grommets	$99.10
LGWR2248/74P/N/LXX/EXX/NG	22 x 48 Rectangular Worksurface, 74P Edge, No Grommets	$103.56
LGWR2254/74P/N/LXX/EXX/NG	22 x 54 Rectangular Worksurface, 74P Edge, No Grommets	$115.81
LGWR2260/74P/N/LXX/EXX/NG	22 x 60 Rectangular Worksurface, 74P Edge, No Grommets	$128.06
LGWR2266/74P/N/LXX/EXX/NG	22 x 66 Rectangular Worksurface, 74P Edge, No Grommets	$133.62
LGWR2272/74P/N/LXX/EXX/NG	22 x 72 Rectangular Worksurface, 74P Edge, No Grommets	$140.31
LGWR2284/74P/N/LXX/EXX/NG	22 x 84 Rectangular Worksurface, 74P Edge, No Grommets	$152.55
LGWR2296/74P/N/LXX/EXX/NG	22 x 96 Rectangular Worksurface, 74P Edge, No Grommets	$154.78
LGWR2424/74P/N/LXX/EXX/NG	24 x 24 Rectangular Worksurface, 74P Edge, No Grommets	$89.08
LGWR2430/74P/N/LXX/EXX/NG	24 x 30 Rectangular Worksurface, 74P Edge, No Grommets	$92.43
LGWR2436/74P/N/LXX/EXX/NG	24 x 36 Rectangular Worksurface, 74P Edge, No Grommets	$97.99
LGWR2442/74P/N/LXX/EXX/NG	24 x 42 Rectangular Worksurface, 74P Edge, No Grommets	$100.22
LGWR2448/74P/N/LXX/EXX/NG	24 x 48 Rectangular Worksurface, 74P Edge, No Grommets	$104.68
LGWR2454/74P/N/LXX/EXX/NG	24 x 54 Rectangular Worksurface, 74P Edge, No Grommets	$116.92
LGWR2460/74P/N/LXX/EXX/NG	24 x 60 Rectangular Worksurface, 74P Edge, No Grommets	$132.51
LGWR2466/74P/N/LXX/EXX/NG	24 x 66 Rectangular Worksurface, 74P Edge, No Grommets	$140.31
LGWR2472/74P/N/LXX/EXX/NG	24 x 72 Rectangular Worksurface, 74P Edge, No Grommets	$140.31
LGWR2484/74P/N/LXX/EXX/NG	24 x 84 Rectangular Worksurface, 74P Edge, No Grommets	$151.44
LGWR2496/74P/N/LXX/EXX/NG	24 x 96 Rectangular Worksurface, 74P Edge, No Grommets	$154.78
LGWR3024/74P/N/LXX/EXX/NG	30 x 24 Rectangular Worksurface, 74P Edge, No Grommets	$96.88
LGWR3030/74P/N/LXX/EXX/NG	30 x 30 Rectangular Worksurface, 74P Edge, No Grommets	$101.33
LGWR3036/74P/N/LXX/EXX/NG	30 x 36 Rectangular Worksurface, 74P Edge, No Grommets	$109.13
LGWR3042/74P/N/LXX/EXX/NG	30 x 42 Rectangular Worksurface, 74P Edge, No Grommets	$128.06
LGWR3048/74P/N/LXX/EXX/NG	30 x 48 Rectangular Worksurface, 74P Edge, No Grommets	$132.51
LGWR3054/74P/N/LXX/EXX/NG	30 x 54 Rectangular Worksurface, 74P Edge, No Grommets	$165.91
LGWR3060/74P/N/LXX/EXX/NG	30 x 60 Rectangular Worksurface, 74P Edge, No Grommets	$172.60
LGWR3066/74P/N/LXX/EXX/NG	30 x 66 Rectangular Worksurface, 74P Edge, No Grommets	$192.64
LGWR3072/74P/N/LXX/EXX/NG	30 x 72 Rectangular Worksurface, 74P Edge, No Grommets	$199.32
LGWR3084/74P/N/LXX/EXX/NG	30 x 84 Rectangular Worksurface, 74P Edge, No Grommets	$212.69
LGWR3096/74P/N/LXX/EXX/NG	30 x 96 Rectangular Worksurface, 74P Edge, No Grommets	$217.14
LGWT224830/74P/N/LXX/EXX/NG	22 x 48 x 30 Tapered Worksurface, 74P Edge, No Grommets	$136.97
LGWT226030/74P/N/LXX/EXX/NG	22 x 60 x 30 Tapered Worksurface, 74P Edge, No Grommets	$182.62
LGWT227230/74P/N/LXX/EXX/NG	22 x 72 x 30 Tapered Worksurface, 74P Edge, No Grommets	$201.55
LGWT244830/74P/N/LXX/EXX/NG	24 x 48 x 30 Tapered Worksurface, 74P Edge, No Grommets	$136.97
LGWT246030/74P/N/LXX/EXX/NG	24 x 60 x 30 Tapered Worksurface, 74P Edge, No Grommets	$182.62
LGWT247230/74P/N/LXX/EXX/NG	24 x 72 x 30 Tapered Worksurface, 74P Edge, No Grommets	$201.55
LGWT304822/74P/N/LXX/EXX/NG	30 x 48 x 22 Tapered Worksurface, 74P Edge, No Grommets	$136.97
LGWT304824/74P/N/LXX/EXX/NG	30 x 48 x 24 Tapered Worksurface, 74P Edge, No Grommets	$136.97
LGWT306022/74P/N/LXX/EXX/NG	30 x 60 x 22 Tapered Worksurface, 74P Edge, No Grommets	$182.62
LGWT306024/74P/N/LXX/EXX/NG	30 x 60 x 24 Tapered Worksurface, 74P Edge, No Grommets	$182.62
LGWT307222/74P/N/LXX/EXX/NG	30 x 72 x 22 Tapered Worksurface, 74P Edge, No Grommets	$201.55

NEW YORK LEGION COMPONENT PRICE LIST

Date: 8/1/2022

Part Number	Description	Unit Price
LGWT307224/74P/N/LXX/EXX/NG	30 x 72 x 24 Tapered Worksurface, 74P Edge, No Grommets	$201.55
LTBLI2448/74P/XX/PS/IXX/HDW	24 x 48 Freestanding Table With Insert 74P Edge - HDW ONLY	$287.29
LTBLI2448/KN/XX/PS/IXX/HDW	24 x 48 Freestanding Table With Insert KN Edge - HDW ONLY	$276.15
LTBLI2460/74P/XX/PS/IXX/HDW	24 x 60 Freestanding Table With Insert 74P Edge - HDW ONLY	$291.75
LTBLI2460/KN/XX/PS/IXX/HDW	24 x 60 Freestanding Table With Insert KN Edge - HDW ONLY	$277.27
LTBLI2472/74P/XX/PS/IXX/HDW	24 x 72 Freestanding Table With Insert 74P Edge - HDW ONLY	$324.04
LTBLI2472/KN/XX/PS/IXX/HDW	24 x 72 Freestanding Table With Insert KN Edge - HDW ONLY	$309.57
LTBLI3048/74P/XX/PS/IXX/HDW	30 x 48 Freestanding Table With Insert 74P Edge - HDW ONLY	$287.29
LTBLI3048/KN/XX/PS/IXX/HDW	30 x 48 Freestanding Table With Insert KN Edge - HDW ONLY	$276.15
LTBLI3060/74P/XX/PS/IXX/HDW	30 x 60 Freestanding Table With Insert 74P Edge - HDW ONLY	$291.75
LTBLI3060/KN/XX/PS/IXX/HDW	30 x 60 Freestanding Table With Insert KN Edge - HDW ONLY	$277.27
LTBLI3072/74P/XX/PS/IXX/HDW	30 x 72 Freestanding Table With Insert 74P Edge - HDW ONLY	$324.04
LTBLI3072/KN/XX/PS/IXX/HDW	30 x 72 Freestanding Table With Insert KN Edge - HDW ONLY	$309.57
LTBLO2448/74P/XX/HDW	24 x 48 Freestanding Table Open Leg 74P Edge - HDW ONLY	$179.28
LTBLO2448/KN/XX/HDW	24 x 48 Freestanding Table Open Leg KN Edge - HDW ONLY	$173.71
LTBLO2460/74P/XX/HDW	24 x 60 Freestanding Table Open Leg 74P Edge - HDW ONLY	$183.73
LTBLO2460/KN/XX/HDW	24 x 60 Freestanding Table Open Leg KN Edge - HDW ONLY	$179.28
LTBLO2472/74P/XX/HDW	24 x 72 Freestanding Table Open Leg 74P Edge - HDW ONLY	$212.69
LTBLO2472/KN/XX/HDW	24 x 72 Freestanding Table Open Leg KN Edge - HDW ONLY	$201.55
LTBLO3048/74P/XX/HDW	30 x 48 Freestanding Table Open Leg 74P Edge - HDW ONLY	$179.28
LTBLO3048/KN/XX/HDW	30 x 48 Freestanding Table Open Leg KN Edge - HDW ONLY	$173.71
LTBLO3060/74P/XX/HDW	30 x 60 Freestanding Table Open Leg 74P Edge - HDW ONLY	$183.73
LTBLO3060/KN/XX/HDW	30 x 60 Freestanding Table Open Leg KN Edge - HDW ONLY	$179.28
LTBLO3072/74P/XX/HDW	30 x 72 Freestanding Table Open Leg 74P Edge - HDW ONLY	$212.69
LTBLO3072/KN/XX/HDW	30 x 72 Freestanding Table Open Leg KN Edge - HDW ONLY	$201.55
LTNF2432/XX/LXX	24x32 Laminate Tile Bottom & Monolithic Tile to Floor	$249.43
LTNF2440/XX/LXX	24x40 Laminate Tile Bottom & Monolithic Tile to Floor	$261.68
LTNF2448/XX/LXX	24x48 Laminate Tile Bottom & Monolithic Tile to Floor	$280.61
LTNF2456/XX/LXX	24x56 Laminate Tile Bottom & Monolithic Tile to Floor	$291.75
LTNF2464/XX/LXX	24x64 Laminate Tile Monolithic Tile to Floor	$335.17
LTNF3032/XX/LXX	30x32 Laminate Tile Bottom & Monolithic Tile to Floor	$268.36
LTNF3040/XX/LXX	30x40 Laminate Tile Bottom & Monolithic Tile to Floor	$279.50
LTNF3048/XX/LXX	30x48 Laminate Tile Bottom & Monolithic Tile to Floor	$300.66
LTNF3056/XX/LXX	30x56 Laminate Tile Bottom & Monolithic Tile to Floor	$315.13
LTNF3064/XX/LXX	30x64 Laminate Tile Monolithic Tile to Floor	$368.58
LTNF3632/XX/LXX	36x32 Laminate Tile Bottom & Monolithic Tile to Floor	$285.06
LTNF3640/XX/LXX	36x40 Laminate Tile Bottom & Monolithic Tile to Floor	$300.66
LTNF3648/XX/LXX	36x48 Laminate Tile Bottom & Monolithic Tile to Floor	$321.81
LTNF3656/XX/LXX	36x56 Laminate Tile Bottom & Monolithic Tile to Floor	$340.74
LTNF3664/XX/LXX	36x64 Laminate Tile Monolithic Tile to Floor	$391.96
LTNF4232/XX/LXX	42x32 Laminate Tile Bottom & Monolithic Tile to Floor	$312.90
LTNF4240/XX/LXX	42x40 Laminate Tile Bottom & Monolithic Tile to Floor	$338.51
LTNF4832/XX/LXX	48x32 Laminate Tile Bottom & Monolithic Tile to Floor	$318.47
LTNF4840/XX/LXX	48x40 Laminate Tile Bottom & Monolithic Tile to Floor	$340.74
LTNF5432/XX/LXX	54x32 Laminate Tile Bottom & Monolithic Tile to Floor	$374.14
LTNF5440/XX/LXX	54x40 Laminate Tile Bottom & Monolithic Tile to Floor	$424.25
LTNF6032/XX/LXX	60x32 Laminate Tile Bottom & Monolithic Tile to Floor	$376.38
LTNF6040/XX/LXX	60x40 Laminate Tile Bottom & Monolithic Tile to Floor	$430.94
LTNF7232/XX/LXX	72x32 Laminate Tile Bottom & Monolithic Tile to Floor	$576.81
LTNF7240/XX/LXX	72x40 Laminate Tile Bottom & Monolithic Tile to Floor	$605.76
LTNF7248/XX/LXX	72x48 Laminate Tile Bottom & Monolithic Tile to Floor	$651.41
LTNF7256/XX/LXX	72x56 Laminate Tile Bottom & Monolithic Tile to Floor	$690.39
LTNF7264/XX/LXX	72x64 Laminate Tile Monolithic Tile to Floor	$792.83
LTNS2408/XX/LXX	24x08 Laminate Tile Upper	$178.16
LTNS2416/XX/LXX	24x16 Laminate Tile Upper	$224.94

NEW YORK LEGION COMPONENT PRICE LIST

Date: 8/1/2022

Part Number	Description	Unit Price
LTNS2424/XX/LXX	24x24 Laminate Tile Upper	$238.30
LTNS2426/XX/LXX	24x26 Laminate Tile Bottom	$240.52
LTNS2432/XX/LXX	24x32 Laminate Tile Upper	$246.09
LTNS2434/XX/LXX	24x34 Laminate Tile Bottom & Monolithic	$244.98
LTNS2442/XX/LXX	24x42 Laminate Tile Bottom & Monolithic	$272.81
LTNS2450/XX/LXX	24x50 Laminate Tile Bottom or Monolithic	$283.95
LTNS2458/XX/LXX	24x58 Laminate Tile Monolithic	$288.41
LTNS3008/XX/LXX	30x08 Laminate Tile Upper	$180.40
LTNS3016/XX/LXX	30x16 Laminate Tile Upper	$229.39
LTNS3024/XX/LXX	30x24 Laminate Tile Upper	$241.63
LTNS3026/XX/LXX	30x26 Laminate Tile Bottom	$249.43
LTNS3032/XX/LXX	30x32 Laminate Tile Upper	$262.79
LTNS3034/XX/LXX	30x34 Laminate Tile Bottom & Monolithic	$261.68
LTNS3042/XX/LXX	30x42 Laminate Tile Bottom & Monolithic	$287.29
LTNS3050/XX/LXX	30x50 Laminate Tile Bottom or Monolithic	$307.33
LTNS3058/XX/LXX	30x58 Laminate Tile Monolithic	$341.85
LTNS3608/XX/LXX	36x08 Laminate Tile Upper	$192.64
LTNS3616/XX/LXX	36x16 Laminate Tile Upper	$234.96
LTNS3624/XX/LXX	36x24 Laminate Tile Upper	$246.09
LTNS3626/XX/LXX	36x26 Laminate Tile Bottom	$254.99
LTNS3632/XX/LXX	36x32 Laminate Tile Upper	$277.27
LTNS3634/XX/LXX	36x34 Laminate Tile Bottom & Monolithic	$277.27
LTNS3642/XX/LXX	36x42 Laminate Tile Bottom & Monolithic	$307.33
LTNS3650/XX/LXX	36x50 Laminate Tile Bottom or Monolithic	$331.84
LTNS3658/XX/LXX	36x58 Laminate Tile Monolithic	$367.47
LTNS4208/XX/LXX	42x08 Laminate Tile Upper	$199.32
LTNS4216/XX/LXX	42x16 Laminate Tile Upper	$244.98
LTNS4224/XX/LXX	42x24 Laminate Tile Upper	$276.15
LTNS4226/XX/LXX	42x26 Laminate Tile Bottom	$282.84
LTNS4232/XX/LXX	42x32 Laminate Tile Upper	$303.99
LTNS4234/XX/LXX	42x34 Laminate Tile Bottom & Monolithic	$305.11
LTNS4808/XX/LXX	48x08 Laminate Tile Upper	$206.00
LTNS4816/XX/LXX	48x16 Laminate Tile Upper	$247.21
LTNS4824/XX/LXX	48x24 Laminate Tile Upper	$278.39
LTNS4826/XX/LXX	48x26 Laminate Tile Bottom	$289.52
LTNS4832/XX/LXX	48x32 Laminate Tile Upper	$310.68
LTNS4834/XX/LXX	48x34 Laminate Tile Bottom & Monolithic	$311.79
LTNS5408/XX/LXX	54x08 Laminate Tile Upper	$214.91
LTNS5416/XX/LXX	54x16 Laminate Tile Upper	$279.50
LTNS5424/XX/LXX	54x24 Laminate Tile Upper	$321.81
LTNS5426/XX/LXX	54x26 Laminate Tile Bottom	$339.62
LTNS5432/XX/LXX	54x32 Laminate Tile Upper	$363.01
LTNS5434/XX/LXX	54x34 Laminate Tile Bottom & Monolithic	$366.35
LTNS6008/XX/LXX	60x08 Laminate Tile Upper	$217.14
LTNS6016/XX/LXX	60x16 Laminate Tile Upper	$281.72
LTNS6024/XX/LXX	60x24 Laminate Tile Upper	$326.26
LTNS6026/XX/LXX	60x26 Laminate Tile Bottom	$342.97
LTNS6032/XX/LXX	60x32 Laminate Tile Upper	$367.47
LTNS6034/XX/LXX	60x34 Laminate Tile Bottom & Monolithic	$369.69
LTNS7208/XX/LXX	72x08 Laminate Tile Upper	$386.40
LTNS7216/XX/LXX	72x16 Laminate Tile Upper	$471.02
LTNS7224/XX/LXX	72x24 Laminate Tile Upper	$492.18
LTNS7226/XX/LXX	72x26 Laminate Tile Bottom	$510.00
LTNS7232/XX/LXX	72x32 Laminate Tile Upper	$554.54
LTNS7234/XX/LXX	72x34 Laminate Tile Bottom & Monolithic	$555.65

NEW YORK LEGION COMPONENT PRICE LIST

Date: 8/1/2022

Part Number	Description	Unit Price
LTNS7242/XX/LXX	72x42 Laminate Tile Bottom & Monolithic	$615.78
LTNS7250/XX/LXX	72x50 Laminate Tile Bottom or Monolithic	$665.89
LTNS7258/XX/LXX	72x58 Laminate Tile Monolithic	$736.04
MB.MARKERKIT.X	Tray/Eraser/4 Markers	$28.96
MB.TRAY.X	Magnetic Tray	$16.98
MBT2408/XX	24x08 Markerboard Tile Upper	$52.34
MBT2416/XX	24x16 Markerboard Tile Upper	$54.56
MBT2424/XX	24x24 Markerboard Tile Upper	$74.61
MBT2432/XX	24x32 Markerboard Tile Upper	$77.95
MBT3008/XX	30x08 Markerboard Tile Upper	$63.47
MBT3016/XX	30x16 Markerboard Tile Upper	$65.70
MBT3024/XX	30x24 Markerboard Tile Upper	$79.06
MBT3032/XX	30x32 Markerboard Tile Upper	$90.19
MBT3608/XX	36x08 Markerboard Tile Upper	$64.59
MBT3616/XX	36x16 Markerboard Tile Upper	$66.81
MBT3624/XX	36x24 Markerboard Tile Upper	$81.28
MBT3632/XX	36x32 Markerboard Tile Upper	$93.54
MBT4208/XX	42x08 Markerboard Tile Upper	$70.15
MBT4216/XX	42x16 Markerboard Tile Upper	$72.38
MBT4224/XX	42x24 Markerboard Tile Upper	$84.63
MBT4232/XX	42x32 Markerboard Tile Upper	$95.77
MBT4808/XX	48x08 Markerboard Tile Upper	$79.06
MBT4816/XX	48x16 Markerboard Tile Upper	$81.28
MBT4824/XX	48x24 Markerboard Tile Upper	$120.26
MBT4832/XX	48x32 Markerboard Tile Upper	$122.49
MBT5408/XX	54x08 Markerboard Tile Upper	$123.60
MBT5416/XX	54x16 Markerboard Tile Upper	$125.83
MBT5424/XX	54x24 Markerboard Tile Upper	$145.87
MBT5432/XX	54x32 Markerboard Tile Upper	$170.37
MBT6008/XX	60x08 Markerboard Tile Upper	$124.71
MBT6016/XX	60x16 Markerboard Tile Upper	$126.95
MBT6024/XX	60x24 Markerboard Tile Upper	$148.10
MBT6032/XX	60x32 Markerboard Tile Upper	$173.71
MBT7208/XX	72x08 Markerboard Tile Upper	$126.95
MBT7216/XX	72x16 Markerboard Tile Upper	$129.17
MBT7224/XX	72x24 Markerboard Tile Upper	$150.33
MBT7232/XX	72x32 Markerboard Tile Upper	$177.05
NSD.XX	Shelf Divider	$6.14
PPAT.XX	Accessory Tray	$13.01
PPDS.XX	Diagonal Storage	$26.03
PPLL.XX	Paper Tray - Letter/Legal	$19.53
PPPC.XX	Pencil Cup	$9.11
PRDF24/UN/LB/U/XX/FXXX	24" Upholstered Overhead - Load Bar Mount-Partially Assembled	$250.54
PRDF24/UN/PM/U/XX/FXXX	24" Upholstered Overhead - Pnl Mnt/On Module-Partially Assembled	$217.14
PRDF24/UN/UM/U/XX/FXXX	24" Upholstered Overhead - Up Mount-Partially Assembled	$258.34
PRDF30/UN/LB/U/XX/FXXX	30" Upholstered Overhead - Load Bar Mount-Partially Assembled	$261.68
PRDF30/UN/PM/U/XX/FXXX	30" Upholstered Overhead - Pnl Mnt/On Module-Partially Assembled	$233.85
PRDF30/UN/UM/U/XX/FXXX	30" Upholstered Overhead - Up Mount-Partially Assembled	$275.04
PRDF36/UN/LB/U/XX/FXXX	36" Upholstered Overhead - Load Bar Mount-Partially Assembled	$272.81
PRDF36/UN/PM/U/XX/FXXX	36" Upholstered Overhead - Pnl Mnt/On Module-Partially Assembled	$244.98
PRDF36/UN/UM/U/XX/FXXX	36" Upholstered Overhead - Up Mount-Partially Assembled	$281.72
PRDF42/UN/LB/U/XX/FXXX	42" Upholstered Overhead - Load Bar Mount-Partially Assembled	$283.95
PRDF42/UN/PM/U/XX/FXXX	42" Upholstered Overhead - Pnl Mnt/On Module-Partially Assembled	$261.68
PRDF42/UN/UM/U/XX/FXXX	42" Upholstered Overhead - Up Mount-Partially Assembled	$291.75
PRDF48/UN/LB/U/XX/FXXX	48" Upholstered Overhead - Load Bar Mount-Partially Assembled	$295.08

NEW YORK LEGION COMPONENT PRICE LIST

Date: 8/1/2022

Part Number	Description	Unit Price
PRDF48/UN/PM/U/XX/FXXX	48" Upholstered Overhead - Pnl Mnt/On Module-Partially Assembled	$278.39
PRDF48/UN/UM/U/XX/FXXX	48" Upholstered Overhead - Up Mount-Partially Assembled	$301.77
PRDF60/UN/LB/U/XX/FXXX	60" Upholstered Overhead - Load Bar Mount-Partially Assembled	$356.33
PRDF60/UN/PM/U/XX/FXXX	60" Upholstered Overhead - Pnl Mnt/On Module-Partially Assembled	$342.97
PRDF60/UN/UM/U/XX/FXXX	60" Upholstered Overhead - Up Mount-Partially Assembled	$361.89
PRDL24/UN/LB/U/XX/LXXX	24" Laminate Overhead - Load Bar Mount-Partially Assembled	$239.41
PRDL24/UN/PM/U/XX/LXXX	24" Laminate Overhead - Pnl Mnt/On Module-Partially Assembled	$214.91
PRDL24/UN/UM/U/XX/LXXX	24" Laminate Overhead - Up Mount-Partially Assembled	$269.48
PRDL30/UN/LB/U/XX/LXXX	30" Laminate Overhead - Load Bar Mount-Partially Assembled	$252.77
PRDL30/UN/PM/U/XX/LXXX	30" Laminate Overhead - Pnl Mnt/On Module-Partially Assembled	$228.27
PRDL30/UN/UM/U/XX/LXXX	30" Laminate Overhead - Up Mount-Partially Assembled	$286.17
PRDL36/UN/LB/U/XX/LXXX	36" Laminate Overhead - Load Bar Mount-Partially Assembled	$272.81
PRDL36/UN/PM/U/XX/LXXX	36" Laminate Overhead - Pnl Mnt/On Module-Partially Assembled	$246.09
PRDL36/UN/UM/U/XX/LXXX	36" Laminate Overhead - Up Mount-Partially Assembled	$292.86
PRDL42/UN/LB/U/XX/LXXX	42" Laminate Overhead - Load Bar Mount-Partially Assembled	$295.08
PRDL42/UN/PM/U/XX/LXXX	42" Laminate Overhead - Pnl Mnt/On Module-Partially Assembled	$257.23
PRDL42/UN/UM/U/XX/LXXX	42" Laminate Overhead - Up Mount-Partially Assembled	$302.88
PRDL48/UN/LB/U/XX/LXXX	48" Laminate Overhead - Load Bar Mount-Partially Assembled	$309.57
PRDL48/UN/PM/U/XX/LXXX	48" Laminate Overhead - Pnl Mnt/On Module-Partially Assembled	$271.70
PRDL48/UN/UM/U/XX/LXXX	48" Laminate Overhead - Up Mount-Partially Assembled	$324.04
PRDL60/UN/LB/U/XX/LXXX	60" Laminate Overhead - Load Bar Mount-Partially Assembled	$361.89
PRDL60/UN/PM/U/XX/LXXX	60" Laminate Overhead - Pnl Mnt/On Module-Partially Assembled	$337.40
PRDL60/UN/UM/U/XX/LXXX	60" Laminate Overhead - Up Mount-Partially Assembled	$373.03
PRDS24/UN/LB/U/XX	24" Steel Overhead - Load Bar Mount-Partially Assembled	$222.71
PRDS24/UN/PM/U/XX	24" Steel Overhead - Panel Mount/On Module-Partially Assembled	$194.87
PRDS24/UN/UM/U/XX	24" Steel Overhead - Up Mount-Partially Assembled	$236.07
PRDS30/UN/LB/U/XX	30" Steel Overhead - Load Bar Mount-Partially Assembled	$239.41
PRDS30/UN/PM/U/XX	30" Steel Overhead - Panel Mount/On Module-Partially Assembled	$208.23
PRDS30/UN/UM/U/XX	30" Steel Overhead - Up Mount-Partially Assembled	$252.77
PRDS36/UN/LB/U/XX	36" Steel Overhead - Load Bar Mount-Partially Assembled	$246.09
PRDS36/UN/PM/U/XX	36" Steel Overhead - Panel Mount/On Module-Partially Assembled	$221.59
PRDS36/UN/UM/U/XX	36" Steel Overhead - Up Mount-Partially Assembled	$259.45
PRDS42/UN/LB/U/XX	42" Steel Overhead - Load Bar Mount-Partially Assembled	$256.12
PRDS42/UN/PM/U/XX	42" Steel Overhead - Panel Mount/On Module-Partially Assembled	$231.61
PRDS42/UN/UM/U/XX	42" Steel Overhead - Up Mount-Partially Assembled	$269.48
PRDS48/UN/LB/U/XX	48" Steel Overhead - Load Bar Mount-Partially Assembled	$266.14
PRDS48/UN/PM/U/XX	48" Steel Overhead - Panel Mount/On Module-Partially Assembled	$246.09
PRDS48/UN/UM/U/XX	48" Steel Overhead - Up Mount-Partially Assembled	$279.50
PRDS60/UN/LB/U/XX	60" Steel Overhead - Load Bar Mount-Partially Assembled	$326.26
PRDS60/UN/PM/U/XX	60" Steel Overhead - Panel Mount/On Module-Partially Assembled	$303.99
PRDS60/UN/UM/U/XX	60" Steel Overhead - Up Mount-Partially Assembled	$339.62
STNF2432/XX/XXS1	24x32 Steel Tile Bottom & Monolithic Tile to Floor	$66.81
STNF2440/XX/XXS1	24x40 Steel Tile Bottom & Monolithic Tile to Floor	$62.36
STNF2448/XX/XXS1	24x48 Steel Tile Bottom or Monolithic Tile to Floor	$77.95
STNF2456/XX/XXS1	24x56 Steel Tile Bottom & Monolithic Tile to Floor	$80.17
STNF2464/XX/XXS1	24x64 Steel Tile Monolithic Tile to Floor	$103.56
STNF3032/XX/XXS1	30x32 Steel Tile Bottom & Monolithic Tile to Floor	$70.15
STNF3040/XX/XXS1	30x40 Steel Tile Bottom & Monolithic Tile to Floor	$72.38
STNF3048/XX/XXS1	30x48 Steel Tile Bottom or Monolithic Tile to Floor	$87.97
STNF3056/XX/XXS1	30x56 Steel Tile Bottom & Monolithic Tile to Floor	$90.19
STNF3064/XX/XXS1	30x64 Steel Tile Monolithic Tile to Floor	$114.70
STNF3632/XX/XXS1	36x32 Steel Tile Bottom & Monolithic Tile to Floor	$75.72
STNF3640/XX/XXS1	36x40 Steel Tile Bottom & Monolithic Tile to Floor	$77.95
STNF3648/XX/XXS1	36x48 Steel Tile Bottom or Monolithic Tile to Floor	$93.54
STNF3656/XX/XXS1	36x56 Steel Tile Bottom & Monolithic Tile to Floor	$94.65

NEW YORK LEGION COMPONENT PRICE LIST

Date: 8/1/2022

Part Number	Description	Unit Price
STNF3664/XX/XXS1	36x64 Steel Tile Monolithic Tile to Floor	$120.26
STNF4232/XX/XXS1	42x32 Steel Tile Bottom & Monolithic Tile to Floor	$85.74
STNF4240/XX/XXS1	42x40 Steel Tile Bottom & Monolithic Tile to Floor	$90.19
STNF4832/XX/XXS1	48x32 Steel Tile Bottom & Monolithic Tile to Floor	$89.08
STNF4840/XX/XXS1	48x40 Steel Tile Bottom & Monolithic Tile to Floor	$91.31
STNF5432/XX/XXS1	54x32 Steel Tile Bottom & Monolithic Tile to Floor	$123.60
STNF5440/XX/XXS1	54x40 Steel Tile Bottom & Monolithic Tile to Floor	$129.17
STNF6032/XX/XXS1	60x32 Steel Tile Bottom & Monolithic Tile to Floor	$124.71
STNF6040/XX/XXS1	60x40 Steel Tile Bottom & Monolithic Tile to Floor	$130.28
STNF7232/XX/XXS1	72x32 Steel Tile Bottom & Monolithic Tile to Floor	$157.00
STNF7240/XX/XXS1	72x40 Steel Tile Bottom & Monolithic Tile to Floor	$161.46
STNF7248/XX/XXS1	72x48 Steel Tile Bottom or Monolithic Tile to Floor	$194.87
STNF7256/XX/XXS1	72x56 Steel Tile Bottom & Monolithic Tile to Floor	$195.98
STNF7264/XX/XXS1	72x64 Steel Tile Monolithic Tile to Floor	$247.21
STNS2408/XX/XXS1	24x08 Steel Tile Upper Non-Powered	$40.09
STNS2416/XX/XXS1	24x16 Steel Tile Upper Non-Powered	$49.00
STNS2424/XX/XXS1	24x24 Steel Tile Upper Non-Powered	$57.90
STNS2426/XX/XXS1	24x26 Steel Tile Bottom Non-Powered	$59.01
STNS2432/XX/XXS1	24x32 Steel Tile Upper Non-Powered	$59.01
STNS2434/XX/XXS1	24x34 Steel Tile Bottom & Monolithic Non-Powered	$60.14
STNS2442/XX/XXS1	24x42 Steel Tile Bottom & Monolithic Non-Powered	$72.38
STNS2450/XX/XXS1	24x50 Steel Tile Bottom or Monolithic Non-Powered	$76.83
STNS2458/XX/XXS1	24x58 Steel Tile Monolithic Non-Powered	$80.17
STNS3008/XX/XXS1	30x08 Steel Tile Upper Non-Powered	$41.20
STNS3016/XX/XXS1	30x16 Steel Tile Upper Non-Powered	$51.23
STNS3024/XX/XXS1	30x24 Steel Tile Upper Non-Powered	$59.01
STNS3026/XX/XXS1	30x26 Steel Tile Bottom Non-Powered	$61.25
STNS3032/XX/XXS1	30x32 Steel Tile Upper Non-Powered	$66.81
STNS3034/XX/XXS1	30x34 Steel Tile Bottom & Monolithic Non-Powered	$67.92
STNS3042/XX/XXS1	30x42 Steel Tile Bottom & Monolithic Non-Powered	$76.83
STNS3050/XX/XXS1	30x50 Steel Tile Bottom or Monolithic Non-Powered	$87.97
STNS3058/XX/XXS1	30x58 Steel Tile Monolithic Non-Powered	$112.46
STNS3608/XX/XXS1	36x08 Steel Tile Upper Non-Powered	$43.43
STNS3616/XX/XXS1	36x16 Steel Tile Upper Non-Powered	$53.45
STNS3624/XX/XXS1	36x24 Steel Tile Upper Non-Powered	$61.25
STNS3626/XX/XXS1	36x26 Steel Tile Bottom Non-Powered	$62.36
STNS3632/XX/XXS1	36x32 Steel Tile Upper Non-Powered	$69.04
STNS3634/XX/XXS1	36x34 Steel Tile Bottom & Monolithic Non-Powered	$71.27
STNS3642/XX/XXS1	36x42 Steel Tile Bottom & Monolithic Non-Powered	$81.28
STNS3650/XX/XXS1	36x50 Steel Tile Bottom or Monolithic Non-Powered	$91.31
STNS3658/XX/XXS1	36x58 Steel Tile Monolithic Non-Powered	$119.15
STNS4208/XX/XXS1	42x08 Steel Tile Upper Non-Powered	$46.77
STNS4216/XX/XXS1	42x16 Steel Tile Upper Non-Powered	$59.01
STNS4224/XX/XXS1	42x24 Steel Tile Upper Non-Powered	$74.61
STNS4226/XX/XXS1	42x26 Steel Tile Bottom Non-Powered	$74.61
STNS4232/XX/XXS1	42x32 Steel Tile Upper Non-Powered	$79.06
STNS4234/XX/XXS1	42x34 Steel Tile Bottom & Monolithic Non-Powered	$82.41
STNS4808/XX/XXS1	48x08 Steel Tile Upper Non-Powered	$51.23
STNS4816/XX/XXS1	48x16 Steel Tile Upper Non-Powered	$60.14
STNS4824/XX/XXS1	48x24 Steel Tile Upper Non-Powered	$77.95
STNS4826/XX/XXS1	48x26 Steel Tile Bottom Non-Powered	$80.17
STNS4832/XX/XXS1	48x32 Steel Tile Upper Non-Powered	$83.52
STNS4834/XX/XXS1	48x34 Steel Tile Bottom & Monolithic Non-Powered	$87.97
STNS5408/XX/XXS1	54x08 Steel Tile Upper Non-Powered	$57.90
STNS5416/XX/XXS1	54x16 Steel Tile Upper Non-Powered	$81.28

NEW YORK LEGION COMPONENT PRICE LIST

Date: 8/1/2022

Part Number	Description	Unit Price
STNS5424/XX/XXS1	54x24 Steel Tile Upper Non-Powered	$109.13
STNS5426/XX/XXS1	54x26 Steel Tile Bottom Non-Powered	$112.46
STNS5432/XX/XXS1	54x32 Steel Tile Upper Non-Powered	$114.70
STNS5434/XX/XXS1	54x34 Steel Tile Bottom & Monolithic Non-Powered	$121.37
STNS6008/XX/XXS1	60x08 Steel Tile Upper Non-Powered	$59.01
STNS6016/XX/XXS1	60x16 Steel Tile Upper Non-Powered	$82.41
STNS6024/XX/XXS1	60x24 Steel Tile Upper Non-Powered	$110.24
STNS6026/XX/XXS1	60x26 Steel Tile Bottom Non-Powered	$118.04
STNS6032/XX/XXS1	60x32 Steel Tile Upper Non-Powered	$115.81
STNS6034/XX/XXS1	60x34 Steel Tile Bottom & Monolithic Non-Powered	$126.95
STNS7208/XX/XXS1	72x08 Steel Tile Upper Non-Powered	$86.86
STNS7216/XX/XXS1	72x16 Steel Tile Upper Non-Powered	$106.90
STNS7224/XX/XXS1	72x24 Steel Tile Upper Non-Powered	$122.49
STNS7226/XX/XXS1	72x26 Steel Tile Bottom Non-Powered	$128.06
STNS7232/XX/XXS1	72x32 Steel Tile Upper Non-Powered	$138.08
STNS7234/XX/XXS1	72x34 Steel Tile Bottom & Monolithic Non-Powered	$144.76
STNS7242/XX/XXS1	72x42 Steel Tile Bottom & Monolithic Non-Powered	$161.46
STNS7250/XX/XXS1	72x50 Steel Tile Bottom or Monolithic Non-Powered	$179.28
STNS7258/XX/XXS1	72x58 Steel Tile Monolithic Non-Powered	$237.18
STPS2408/BXX/XX/XXS1	24x08 Steel Tile Upper Beltway Power	$43.43
STPS2416/BXX/XX/XXS1	24x16 Steel Tile Upper Beltway Power	$53.45
STPS2424/BXX/XX/XXS1	24x24 Steel Tile Upper Beltway Power	$62.36
STPS2432/BXX/XX/XXS1	24x32 Steel Tile Upper Beltway Power	$63.47
STPS2434/BXX/XX/XXS1	24x34 Steel Tile Bottom & Monolithic Beltway Power	$62.36
STPS2442/BXX/XX/XXS1	24x42 Steel Tile Bottom & Monolithic Beltway Power	$74.61
STPS2450/BXX/XX/XXS1	24x50 Steel Tile Bottom & Monolithic Beltway Power	$79.06
STPS2458/BXX/XX/XXS1	24x58 Steel Tile Monolithic Beltway Power	$104.68
STPS3008/BXX/XX/XXS1	30x08 Steel Tile Upper Beltway Power	$47.88
STPS3016/BXX/XX/XXS1	30x16 Steel Tile Upper Beltway Power	$60.14
STPS3024/BXX/XX/XXS1	30x24 Steel Tile Upper Beltway Power	$66.81
STPS3032/BXX/XX/XXS1	30x32 Steel Tile Upper Beltway Power	$74.61
STPS3034/BXX/XX/XXS1	30x34 Steel Tile Bottom & Monolithic Beltway Power	$73.50
STPS3042/BXX/XX/XXS1	30x42 Steel Tile Bottom & Monolithic Beltway Power	$82.41
STPS3050/BXX/XX/XXS1	30x50 Steel Tile Bottom & Monolithic Beltway Power	$93.54
STPS3058/BXX/XX/XXS1	30x58 Steel Tile Monolithic Beltway Power	$116.92
STPS3608/BXX/XX/XXS1	36x08 Steel Tile Upper Beltway Power	$49.00
STPS3616/BXX/XX/XXS1	36x16 Steel Tile Upper Beltway Power	$61.25
STPS3624/BXX/XX/XXS1	36x24 Steel Tile Upper Beltway Power	$67.92
STPS3632/BXX/XX/XXS1	36x32 Steel Tile Upper Beltway Power	$76.83
STPS3634/BXX/XX/XXS1	36x34 Steel Tile Bottom & Monolithic Beltway Power	$76.83
STPS3642/BXX/XX/XXS1	36x42 Steel Tile Bottom & Monolithic Beltway Power	$86.86
STPS3650/BXX/XX/XXS1	36x50 Steel Tile Bottom & Monolithic Beltway Power	$96.88
STPS3658/BXX/XX/XXS1	36x58 Steel Tile Monolithic Beltway Power	$122.49
STPS4208/BXX/XX/XXS1	42x08 Steel Tile Upper Beltway Power	$51.23
STPS4216/BXX/XX/XXS1	42x16 Steel Tile Upper Beltway Power	$64.59
STPS4224/BXX/XX/XXS1	42x24 Steel Tile Upper Beltway Power	$71.27
STPS4232/BXX/XX/XXS1	42x32 Steel Tile Upper Beltway Power	$79.06
STPS4234/BXX/XX/XXS1	42x34 Steel Tile Bottom & Monolithic Beltway Power	$80.17
STPS4808/BXX/XX/XXS1	48x08 Steel Tile Upper Beltway Power	$57.90
STPS4816/BXX/XX/XXS1	48x16 Steel Tile Upper Beltway Power	$66.81
STPS4824/BXX/XX/XXS1	48x24 Steel Tile Upper Beltway Power	$84.63
STPS4832/BXX/XX/XXS1	48x32 Steel Tile Upper Beltway Power	$90.19
STPS4834/BXX/XX/XXS1	48x34 Steel Tile Bottom & Monolithic Beltway Power	$92.43
STPS5408/BXX/XX/XXS1	54x08 Steel Tile Upper Beltway Power	$64.59
STPS5416/BXX/XX/XXS1	54x16 Steel Tile Upper Beltway Power	$89.08

NEW YORK LEGION COMPONENT PRICE LIST

Date: 8/1/2022

Part Number	Description	Unit Price
STPS5424/BXX/XX/XXS1	54x24 Steel Tile Upper Beltway Power	$115.81
STPS5432/BXX/XX/XXS1	54x32 Steel Tile Upper Beltway Power	$122.49
STPS5434/BXX/XX/XXS1	54x34 Steel Tile Bottom & Monolithic Beltway Power	$125.83
STPS6008/BXX/XX/XXS1	60x08 Steel Tile Upper Beltway Power	$65.70
STPS6016/BXX/XX/XXS1	60x16 Steel Tile Upper Beltway Power	$90.19
STPS6024/BXX/XX/XXS1	60x24 Steel Tile Upper Beltway Power	$116.92
STPS6032/BXX/XX/XXS1	60x32 Steel Tile Upper Beltway Power	$123.60
STPS6034/BXX/XX/XXS1	60x34 Steel Tile Bottom & Monolithic Beltway Power	$128.06
STPS7208/BXX/XX/XXS1	72x08 Steel Tile Upper Beltway Power	$93.54
STPS7216/BXX/XX/XXS1	72x16 Steel Tile Upper Beltway Power	$115.81
STPS7224/BXX/XX/XXS1	72x24 Steel Tile Upper Beltway Power	$139.19
STPS7232/BXX/XX/XXS1	72x32 Steel Tile Upper Beltway Power	$146.99
STPS7234/BXX/XX/XXS1	72x34 Steel Tile Bottom & Monolithic Beltway Power	$142.53
STPS7242/BXX/XX/XXS1	72x42 Steel Tile Bottom & Monolithic Beltway Power	$168.14
STPS7250/BXX/XX/XXS1	72x50 Steel Tile Bottom & Monolithic Beltway Power	$189.30
STPS7258/BXX/XX/XXS1	72x58 Steel Tile Monolithic Beltway Power	$241.63
STSW2408/XX	Slat Wall Tile Upper 24 x 08	$56.79
STSW3008/XX	Slat Wall Tile Upper 30 x 08	$62.36
STSW3608/XX	Slat Wall Tile Upper 36 x 08	$71.27
STSW4208/XX	Slat Wall Tile Upper 42 x 08	$89.08
STSW4808/XX	Slat Wall Tile Upper 48 x 08	$92.43
STSW5408/XX	Slat Wall Tile Upper 54 x 08	$93.54
STSW6008/XX	Slat Wall Tile Upper 60 x 08	$94.65
STSW7208/XX	Slat Wall Tile Upper 72 x 08	$142.53
SWLB.24.XX	24" Wall Mounted Load Bar	$48.72
SWLB.30.XX	30" Wall Mounted Load Bar	$54.14
SWLB.36.XX	36" Wall Mounted Load Bar	$56.84
SWLB.42.XX	42" Wall Mounted Load Bar	$62.27
SWLB.48.XX	48" Wall Mounted Load Bar	$64.96
SWLB.60.XX	60" Wall Mounted Load Bar	$70.39
SWLB.66.XX	66" Wall Mounted Load Bar	$73.08
SWLB.72.XX	72" Wall Mounted Load Bar	$75.78
SWLB.84.XX	84" Wall Mounted Load Bar	$82.25
SWLB.96.XX	96" Wall Mounted Load Bar	$101.52
U1W120S16/F/XX	120 Degree 1-Way End	$59.01
U1W90S16/F/XX	90 Degree 1-Way End	$50.11
U2W1201W3240/XX	2-Way 120°, "V" Corner, with Height Change	$169.26
U2W1201W3248/XX	2-Way 120°, "V" Corner, with Height Change	$170.37
U2W1201W3256/XX	2-Way 120°, "V" Corner, with Height Change	$172.60
U2W1201W3264/XX	2-Way 120°, "V" Corner, with Height Change	$174.82
U2W1201W3272/XX	2-Way 120°, "V" Corner, with Height Change	$178.16
U2W1201W3280/XX	2-Way 120°, "V" Corner, with Height Change	$180.40
U2W1201W4048/XX	2-Way 120°, "V" Corner, with Height Change	$216.03
U2W1201W4056/XX	2-Way 120°, "V" Corner, with Height Change	$217.14
U2W1201W4064/XX	2-Way 120°, "V" Corner, with Height Change	$220.48
U2W1201W4072/XX	2-Way 120°, "V" Corner, with Height Change	$222.71
U2W1201W4080/XX	2-Way 120°, "V" Corner, with Height Change	$253.88
U2W1201W4856/XX	2-Way 120°, "V" Corner, with Height Change	$219.36
U2W1201W4864/XX	2-Way 120°, "V" Corner, with Height Change	$222.71
U2W1201W4872/XX	2-Way 120°, "V" Corner, with Height Change	$224.94
U2W1201W4880/XX	2-Way 120°, "V" Corner, with Height Change	$253.88
U2W1201W5664/XX	2-Way 120°, "V" Corner, with Height Change	$229.39
U2W1201W5672/XX	2-Way 120°, "V" Corner, with Height Change	$230.50
U2W1201W5680/XX	2-Way 120°, "V" Corner, with Height Change	$254.99
U2W1201W6472/XX	2-Way 120°, "V" Corner, with Height Change	$256.12

NEW YORK LEGION COMPONENT PRICE LIST

Date: 8/1/2022

Part Number	Description	Unit Price
U2W1201W6480/XX	2-Way 120°, "V" Corner, with Height Change	$268.36
U2W1201W7280/XX	2-Way 120°, "V" Corner, with Height Change	$273.93
U2W12032/XX	2-Way 120°, "V" Corner, No Height Change	$155.89
U2W12040/XX	2-Way 120°, "V" Corner, No Height Change	$200.43
U2W12048/XX	2-Way 120°, "V" Corner, No Height Change	$206.00
U2W12056/XX	2-Way 120°, "V" Corner, No Height Change	$214.91
U2W12064/XX	2-Way 120°, "V" Corner, No Height Change	$216.03
U2W12072/XX	2-Way 120°, "V" Corner, No Height Change	$242.75
U2W12080/XX	2-Way 120°, "V" Corner, No Height Change	$244.98
U2W120S16/F/XX	120 Degree 2-Way Corner	$139.19
U2W1801W3240/XX	2-Way 180°, Trim One Side, with Height Change	$89.08
U2W1801W3248/XX	2-Way 180°, Trim One Side, with Height Change	$106.90
U2W1801W3256/XX	2-Way 180°, Trim One Side, with Height Change	$109.13
U2W1801W3264/XX	2-Way 180°, Trim One Side, with Height Change	$111.35
U2W1801W3272/XX	2-Way 180°, Trim One Side, with Height Change	$115.81
U2W1801W3280/XX	2-Way 180°, Trim One Side, with Height Change	$118.04
U2W1801W4048/XX	2-Way 180°, Trim One Side, with Height Change	$109.13
U2W1801W4056/XX	2-Way 180°, Trim One Side, with Height Change	$111.35
U2W1801W4064/XX	2-Way 180°, Trim One Side, with Height Change	$113.58
U2W1801W4072/XX	2-Way 180°, Trim One Side, with Height Change	$120.26
U2W1801W4080/XX	2-Way 180°, Trim One Side, with Height Change	$125.83
U2W1801W4856/XX	2-Way 180°, Trim One Side, with Height Change	$113.58
U2W1801W4864/XX	2-Way 180°, Trim One Side, with Height Change	$116.92
U2W1801W4872/XX	2-Way 180°, Trim One Side, with Height Change	$119.15
U2W1801W4880/XX	2-Way 180°, Trim One Side, with Height Change	$121.37
U2W1801W5664/XX	2-Way 180°, Trim One Side, with Height Change	$119.15
U2W1801W5672/XX	2-Way 180°, Trim One Side, with Height Change	$121.37
U2W1801W5680/XX	2-Way 180°, Trim One Side, with Height Change	$123.60
U2W1801W6472/XX	2-Way 180°, Trim One Side, with Height Change	$122.49
U2W1801W6480/XX	2-Way 180°, Trim One Side, with Height Change	$128.06
U2W1801W7280/XX	2-Way 180°, Trim One Side, with Height Change	$161.46
U2W180IL32/XX	2-Way 180°, In-Line, No Height Change	$85.74
U2W180IL40/XX	2-Way 180°, In-Line, No Height Change	$89.08
U2W180IL48/XX	2-Way 180°, In-Line, No Height Change	$90.19
U2W180IL56/XX	2-Way 180°, In-Line, No Height Change	$93.54
U2W180IL64/XX	2-Way 180°, In-Line, No Height Change	$101.33
U2W180IL72/XX	2-Way 180°, In-Line, No Height Change	$144.76
U2W180IL80/XX	2-Way 180°, In-Line, No Height Change	$150.33
U2W180S16/F/XX	180 Degree 2-Way In-Line Spacer	$72.38
U2W901W3240/XX	2-Way 90°, "L" Corner, with Height Change	$81.28
U2W901W3248/XX	2-Way 90°, "L" Corner, with Height Change	$90.19
U2W901W3256/XX	2-Way 90°, "L" Corner, with Height Change	$92.43
U2W901W3264/XX	2-Way 90°, "L" Corner, with Height Change	$94.65
U2W901W3272/XX	2-Way 90°, "L" Corner, with Height Change	$99.10
U2W901W3280/XX	2-Way 90°, "L" Corner, with Height Change	$101.33
U2W901W4048/XX	2-Way 90°, "L" Corner, with Height Change	$91.31
U2W901W4056/XX	2-Way 90°, "L" Corner, with Height Change	$99.10
U2W901W4064/XX	2-Way 90°, "L" Corner, with Height Change	$101.33
U2W901W4072/XX	2-Way 90°, "L" Corner, with Height Change	$104.68
U2W901W4080/XX	2-Way 90°, "L" Corner, with Height Change	$108.01
U2W901W4856/XX	2-Way 90°, "L" Corner, with Height Change	$100.22
U2W901W4864/XX	2-Way 90°, "L" Corner, with Height Change	$102.44
U2W901W4872/XX	2-Way 90°, "L" Corner, with Height Change	$105.79
U2W901W4880/XX	2-Way 90°, "L" Corner, with Height Change	$109.13
U2W901W5664/XX	2-Way 90°, "L" Corner, with Height Change	$103.56

NEW YORK LEGION COMPONENT PRICE LIST

Date: 8/1/2022

Part Number	Description	Unit Price
U2W901W5672/XX	2-Way 90°, "L" Corner, with Height Change	$106.90
U2W901W5680/XX	2-Way 90°, "L" Corner, with Height Change	$110.24
U2W901W6472/XX	2-Way 90°, "L" Corner, with Height Change	$108.01
U2W901W6480/XX	2-Way 90°, "L" Corner, with Height Change	$114.70
U2W901W7280/XX	2-Way 90°, "L" Corner, with Height Change	$128.06
U2W9032/XX	2-Way 90°, "L" Corner, No Height Change	$44.54
U2W9040/XX	2-Way 90°, "L" Corner, No Height Change	$52.89
U2W9048/XX	2-Way 90°, "L" Corner, No Height Change	$54.56
U2W9056/XX	2-Way 90°, "L" Corner, No Height Change	$60.14
U2W9064/XX	2-Way 90°, "L" Corner, No Height Change	$71.27
U2W9072/XX	2-Way 90°, "L" Corner, No Height Change	$100.22
U2W9080/XX	2-Way 90°, "L" Corner, No Height Change	$105.79
U2W90S16/F/XX	90 Degree 2-Way Corner	$43.43
U3W1201W3240/XX	3-Way 120° Corner, Trim One Side, with Height Change	$158.13
U3W1201W3248/XX	3-Way 120° Corner, Trim One Side, with Height Change	$159.24
U3W1201W3256/XX	3-Way 120° Corner, Trim One Side, with Height Change	$161.46
U3W1201W3264/XX	3-Way 120° Corner, Trim One Side, with Height Change	$164.80
U3W1201W3272/XX	3-Way 120° Corner, Trim One Side, with Height Change	$167.03
U3W1201W3280/XX	3-Way 120° Corner, Trim One Side, with Height Change	$169.26
U3W1201W4048/XX	3-Way 120° Corner, Trim One Side, with Height Change	$204.89
U3W1201W4056/XX	3-Way 120° Corner, Trim One Side, with Height Change	$206.00
U3W1201W4064/XX	3-Way 120° Corner, Trim One Side, with Height Change	$208.23
U3W1201W4072/XX	3-Way 120° Corner, Trim One Side, with Height Change	$210.45
U3W1201W4080/XX	3-Way 120° Corner, Trim One Side, with Height Change	$212.69
U3W1201W4856/XX	3-Way 120° Corner, Trim One Side, with Height Change	$208.23
U3W1201W4864/XX	3-Way 120° Corner, Trim One Side, with Height Change	$209.34
U3W1201W4872/XX	3-Way 120° Corner, Trim One Side, with Height Change	$211.57
U3W1201W4880/XX	3-Way 120° Corner, Trim One Side, with Height Change	$231.61
U3W1201W5664/XX	3-Way 120° Corner, Trim One Side, with Height Change	$224.94
U3W1201W5672/XX	3-Way 120° Corner, Trim One Side, with Height Change	$226.05
U3W1201W5680/XX	3-Way 120° Corner, Trim One Side, with Height Change	$227.16
U3W1201W6472/XX	3-Way 120° Corner, Trim One Side, with Height Change	$229.39
U3W1201W6480/XX	3-Way 120° Corner, Trim One Side, with Height Change	$231.61
U3W1201W7280/XX	3-Way 120° Corner, Trim One Side, with Height Change	$233.85
U3W1202W3240/XX	3-Way 120° Corner, Trim Two Sides, with Height Change	$192.64
U3W1202W3248/XX	3-Way 120° Corner, Trim Two Sides, with Height Change	$230.50
U3W1202W3256/XX	3-Way 120° Corner, Trim Two Sides, with Height Change	$236.07
U3W1202W3264/XX	3-Way 120° Corner, Trim Two Sides, with Height Change	$238.30
U3W1202W3272/XX	3-Way 120° Corner, Trim Two Sides, with Height Change	$278.39
U3W1202W3280/XX	3-Way 120° Corner, Trim Two Sides, with Height Change	$280.61
U3W1202W4048/XX	3-Way 120° Corner, Trim Two Sides, with Height Change	$232.72
U3W1202W4056/XX	3-Way 120° Corner, Trim Two Sides, with Height Change	$272.81
U3W1202W4064/XX	3-Way 120° Corner, Trim Two Sides, with Height Change	$278.39
U3W1202W4072/XX	3-Way 120° Corner, Trim Two Sides, with Height Change	$283.95
U3W1202W4080/XX	3-Way 120° Corner, Trim Two Sides, with Height Change	$306.22
U3W1202W4856/XX	3-Way 120° Corner, Trim Two Sides, with Height Change	$278.39
U3W1202W4864/XX	3-Way 120° Corner, Trim Two Sides, with Height Change	$280.61
U3W1202W4872/XX	3-Way 120° Corner, Trim Two Sides, with Height Change	$287.29
U3W1202W4880/XX	3-Way 120° Corner, Trim Two Sides, with Height Change	$308.44
U3W1202W5664/XX	3-Way 120° Corner, Trim Two Sides, with Height Change	$283.95
U3W1202W5672/XX	3-Way 120° Corner, Trim Two Sides, with Height Change	$289.52
U3W1202W5680/XX	3-Way 120° Corner, Trim Two Sides, with Height Change	$310.68
U3W1202W6472/XX	3-Way 120° Corner, Trim Two Sides, with Height Change	$295.08
U3W1202W6480/XX	3-Way 120° Corner, Trim Two Sides, with Height Change	$311.79
U3W1202W7280/XX	3-Way 120° Corner, Trim Two Sides, with Height Change	$330.71

NEW YORK LEGION COMPONENT PRICE LIST

Date: 8/1/2022

Part Number	Description	Unit Price
U3W12032/XX	3-Way 120° Corner, No Height Change	$141.42
U3W12040/XX	3-Way 120° Corner, No Height Change	$184.85
U3W12048/XX	3-Way 120° Corner, No Height Change	$187.07
U3W12056/XX	3-Way 120° Corner, No Height Change	$198.21
U3W12064/XX	3-Way 120° Corner, No Height Change	$200.43
U3W12072/XX	3-Way 120° Corner, No Height Change	$239.41
U3W12080/XX	3-Way 120° Corner, No Height Change	$242.75
U3W120S16/F/XX	120 Degre 3-Way Intersection	$136.97
U3W901W3240/XX	3-Way 90°, Trim One Side "T" Corner, with Height Change	$82.41
U3W901W3248/XX	3-Way 90°, Trim One Side "T" Corner, with Height Change	$92.43
U3W901W3256/XX	3-Way 90°, Trim One Side "T" Corner, with Height Change	$94.65
U3W901W3264/XX	3-Way 90°, Trim One Side "T" Corner, with Height Change	$96.88
U3W901W3272/XX	3-Way 90°, Trim One Side "T" Corner, with Height Change	$102.44
U3W901W3280/XX	3-Way 90°, Trim One Side "T" Corner, with Height Change	$103.56
U3W901W4048/XX	3-Way 90°, Trim One Side "T" Corner, with Height Change	$93.54
U3W901W4056/XX	3-Way 90°, Trim One Side "T" Corner, with Height Change	$102.44
U3W901W4064/XX	3-Way 90°, Trim One Side "T" Corner, with Height Change	$104.68
U3W901W4072/XX	3-Way 90°, Trim One Side "T" Corner, with Height Change	$106.90
U3W901W4080/XX	3-Way 90°, Trim One Side "T" Corner, with Height Change	$111.35
U3W901W4856/XX	3-Way 90°, Trim One Side "T" Corner, with Height Change	$103.56
U3W901W4864/XX	3-Way 90°, Trim One Side "T" Corner, with Height Change	$105.79
U3W901W4872/XX	3-Way 90°, Trim One Side "T" Corner, with Height Change	$108.01
U3W901W4880/XX	3-Way 90°, Trim One Side "T" Corner, with Height Change	$112.46
U3W901W5664/XX	3-Way 90°, Trim One Side "T" Corner, with Height Change	$106.90
U3W901W5672/XX	3-Way 90°, Trim One Side "T" Corner, with Height Change	$113.58
U3W901W5680/XX	3-Way 90°, Trim One Side "T" Corner, with Height Change	$115.81
U3W901W6472/XX	3-Way 90°, Trim One Side "T" Corner, with Height Change	$114.70
U3W901W6480/XX	3-Way 90°, Trim One Side "T" Corner, with Height Change	$118.04
U3W901W7280/XX	3-Way 90°, Trim One Side "T" Corner, with Height Change	$132.51
U3W902W3240/XX	3-Way 90°, Trim Two Sides "T" Corner, Height Change	$73.50
U3W902W3248/XX	3-Way 90°, Trim Two Sides "T" Corner, Height Change	$80.17
U3W902W3256/XX	3-Way 90°, Trim Two Sides "T" Corner, Height Change	$84.63
U3W902W3264/XX	3-Way 90°, Trim Two Sides "T" Corner, Height Change	$87.97
U3W902W3272/XX	3-Way 90°, Trim Two Sides "T" Corner, Height Change	$94.65
U3W902W3280/XX	3-Way 90°, Trim Two Sides "T" Corner, Height Change	$96.88
U3W902W4048/XX	3-Way 90°, Trim Two Sides "T" Corner, Height Change	$82.41
U3W902W4056/XX	3-Way 90°, Trim Two Sides "T" Corner, Height Change	$92.43
U3W902W4064/XX	3-Way 90°, Trim Two Sides "T" Corner, Height Change	$93.54
U3W902W4072/XX	3-Way 90°, Trim Two Sides "T" Corner, Height Change	$95.77
U3W902W4080/XX	3-Way 90°, Trim Two Sides "T" Corner, Height Change	$97.99
U3W902W4856/XX	3-Way 90°, Trim Two Sides "T" Corner, Height Change	$93.54
U3W902W4864/XX	3-Way 90°, Trim Two Sides "T" Corner, Height Change	$94.65
U3W902W4872/XX	3-Way 90°, Trim Two Sides "T" Corner, Height Change	$96.88
U3W902W4880/XX	3-Way 90°, Trim Two Sides "T" Corner, Height Change	$99.10
U3W902W5664/XX	3-Way 90°, Trim Two Sides "T" Corner, Height Change	$95.77
U3W902W5672/XX	3-Way 90°, Trim Two Sides "T" Corner, Height Change	$99.10
U3W902W5680/XX	3-Way 90°, Trim Two Sides "T" Corner, Height Change	$101.33
U3W902W6472/XX	3-Way 90°, Trim Two Sides "T" Corner, Height Change	$102.44
U3W902W6480/XX	3-Way 90°, Trim Two Sides "T" Corner, Height Change	$103.56
U3W902W7280/XX	3-Way 90°, Trim Two Sides "T" Corner, Height Change	$120.26
U3W9032/XX	3-Way 90°, "T" Corner, No Height Change	$46.77
U3W9040/XX	3-Way 90°, "T" Corner, No Height Change	$56.79
U3W9048/XX	3-Way 90°, "T" Corner, No Height Change	$57.90
U3W9056/XX	3-Way 90°, "T" Corner, No Height Change	$66.81
U3W9064/XX	3-Way 90°, "T" Corner, No Height Change	$71.27

NEW YORK LEGION COMPONENT PRICE LIST

Date: 8/1/2022

Part Number	Description	Unit Price
U3W9072/XX	3-Way 90°, "T" Corner, No Height Change	$81.28
U3W9080/XX	3-Way 90°, "T" Corner, No Height Change	$94.65
U3W90IL3240/XX	3-Way 90°, In-Line "T" Corner, with Height Change	$91.31
U3W90IL3248/XX	3-Way 90°, In-Line "T" Corner, with Height Change	$100.22
U3W90IL3256/XX	3-Way 90°, In-Line "T" Corner, with Height Change	$102.44
U3W90IL3264/XX	3-Way 90°, In-Line "T" Corner, with Height Change	$108.01
U3W90IL3272/XX	3-Way 90°, In-Line "T" Corner, with Height Change	$132.51
U3W90IL3280/XX	3-Way 90°, In-Line "T" Corner, with Height Change	$134.73
U3W90IL4048/XX	3-Way 90°, In-Line "T" Corner, with Height Change	$101.33
U3W90IL4056/XX	3-Way 90°, In-Line "T" Corner, with Height Change	$110.24
U3W90IL4064/XX	3-Way 90°, In-Line "T" Corner, with Height Change	$113.58
U3W90IL4072/XX	3-Way 90°, In-Line "T" Corner, with Height Change	$122.49
U3W90IL4080/XX	3-Way 90°, In-Line "T" Corner, with Height Change	$131.40
U3W90IL4856/XX	3-Way 90°, In-Line "T" Corner, with Height Change	$111.35
U3W90IL4864/XX	3-Way 90°, In-Line "T" Corner, with Height Change	$115.81
U3W90IL4872/XX	3-Way 90°, In-Line "T" Corner, with Height Change	$123.60
U3W90IL4880/XX	3-Way 90°, In-Line "T" Corner, with Height Change	$132.51
U3W90IL5664/XX	3-Way 90°, In-Line "T" Corner, with Height Change	$118.04
U3W90IL5672/XX	3-Way 90°, In-Line "T" Corner, with Height Change	$128.06
U3W90IL5680/XX	3-Way 90°, In-Line "T" Corner, with Height Change	$133.62
U3W90IL6472/XX	3-Way 90°, In-Line "T" Corner, with Height Change	$129.17
U3W90IL6480/XX	3-Way 90°, In-Line "T" Corner, with Height Change	$134.73
U3W90IL7280/XX	3-Way 90°, In-Line "T" Corner, with Height Change	$135.86
U3W90S16/F/XX	90 Degree 3-Way Intersection	$42.32
U4W901W3240/XX	4-Way 90°, "X" Trim One Side, with Height Change	$79.06
U4W901W3248/XX	4-Way 90°, "X" Trim One Side, with Height Change	$85.74
U4W901W3256/XX	4-Way 90°, "X" Trim One Side, with Height Change	$87.97
U4W901W3264/XX	4-Way 90°, "X" Trim One Side, with Height Change	$91.31
U4W901W3272/XX	4-Way 90°, "X" Trim One Side, with Height Change	$96.88
U4W901W3280/XX	4-Way 90°, "X" Trim One Side, with Height Change	$97.99
U4W901W4048/XX	4-Way 90°, "X" Trim One Side, with Height Change	$87.97
U4W901W4056/XX	4-Way 90°, "X" Trim One Side, with Height Change	$96.88
U4W901W4064/XX	4-Way 90°, "X" Trim One Side, with Height Change	$99.10
U4W901W4072/XX	4-Way 90°, "X" Trim One Side, with Height Change	$101.33
U4W901W4080/XX	4-Way 90°, "X" Trim One Side, with Height Change	$106.90
U4W901W4856/XX	4-Way 90°, "X" Trim One Side, with Height Change	$97.99
U4W901W4864/XX	4-Way 90°, "X" Trim One Side, with Height Change	$100.22
U4W901W4872/XX	4-Way 90°, "X" Trim One Side, with Height Change	$102.44
U4W901W4880/XX	4-Way 90°, "X" Trim One Side, with Height Change	$108.01
U4W901W5664/XX	4-Way 90°, "X" Trim One Side, with Height Change	$104.68
U4W901W5672/XX	4-Way 90°, "X" Trim One Side, with Height Change	$114.70
U4W901W5680/XX	4-Way 90°, "X" Trim One Side, with Height Change	$116.92
U4W901W6472/XX	4-Way 90°, "X" Trim One Side, with Height Change	$115.81
U4W901W6480/XX	4-Way 90°, "X" Trim One Side, with Height Change	$118.04
U4W901W7280/XX	4-Way 90°, "X" Trim One Side, with Height Change	$119.15
U4W902W3240/XX	4-Way 90°, "X" Trim Two Sides, with Height Change	$65.70
U4W902W3248/XX	4-Way 90°, "X" Trim Two Sides, with Height Change	$72.38
U4W902W3256/XX	4-Way 90°, "X" Trim Two Sides, with Height Change	$77.95
U4W902W3264/XX	4-Way 90°, "X" Trim Two Sides, with Height Change	$80.17
U4W902W3272/XX	4-Way 90°, "X" Trim Two Sides, with Height Change	$86.86
U4W902W3280/XX	4-Way 90°, "X" Trim Two Sides, with Height Change	$89.08
U4W902W4048/XX	4-Way 90°, "X" Trim Two Sides, with Height Change	$76.83
U4W902W4056/XX	4-Way 90°, "X" Trim Two Sides, with Height Change	$86.86
U4W902W4064/XX	4-Way 90°, "X" Trim Two Sides, with Height Change	$89.08
U4W902W4072/XX	4-Way 90°, "X" Trim Two Sides, with Height Change	$90.19

NEW YORK LEGION COMPONENT PRICE LIST

Date: 8/1/2022

Part Number	Description	Unit Price
U4W902W4080/XX	4-Way 90°, "X" Trim Two Sides, with Height Change	$97.99
U4W902W4856/XX	4-Way 90°, "X" Trim Two Sides, with Height Change	$87.97
U4W902W4864/XX	4-Way 90°, "X" Trim Two Sides, with Height Change	$90.19
U4W902W4872/XX	4-Way 90°, "X" Trim Two Sides, with Height Change	$91.31
U4W902W4880/XX	4-Way 90°, "X" Trim Two Sides, with Height Change	$99.10
U4W902W5664/XX	4-Way 90°, "X" Trim Two Sides, with Height Change	$94.65
U4W902W5672/XX	4-Way 90°, "X" Trim Two Sides, with Height Change	$100.22
U4W902W5680/XX	4-Way 90°, "X" Trim Two Sides, with Height Change	$101.33
U4W902W6472/XX	4-Way 90°, "X" Trim Two Sides, with Height Change	$102.44
U4W902W6480/XX	4-Way 90°, "X" Trim Two Sides, with Height Change	$103.56
U4W902W7280/XX	4-Way 90°, "X" Trim Two Sides, with Height Change	$104.68
U4W9032/XX	4-Way 90°, "X", No Height Change	$47.88
U4W903W3240/XX	4-Way 90°, "X" Trim Three Sides, with Height Change	$64.59
U4W903W3248/XX	4-Way 90°, "X" Trim Three Sides, with Height Change	$76.83
U4W903W3256/XX	4-Way 90°, "X" Trim Three Sides, with Height Change	$85.74
U4W903W3264/XX	4-Way 90°, "X" Trim Three Sides, with Height Change	$86.86
U4W903W3272/XX	4-Way 90°, "X" Trim Three Sides, with Height Change	$89.08
U4W903W3280/XX	4-Way 90°, "X" Trim Three Sides, with Height Change	$90.19
U4W903W4048/XX	4-Way 90°, "X" Trim Three Sides, with Height Change	$77.95
U4W903W4056/XX	4-Way 90°, "X" Trim Three Sides, with Height Change	$87.97
U4W903W4064/XX	4-Way 90°, "X" Trim Three Sides, with Height Change	$89.08
U4W903W4072/XX	4-Way 90°, "X" Trim Three Sides, with Height Change	$91.31
U4W903W4080/XX	4-Way 90°, "X" Trim Three Sides, with Height Change	$96.88
U4W903W4856/XX	4-Way 90°, "X" Trim Three Sides, with Height Change	$89.08
U4W903W4864/XX	4-Way 90°, "X" Trim Three Sides, with Height Change	$90.19
U4W903W4872/XX	4-Way 90°, "X" Trim Three Sides, with Height Change	$92.43
U4W903W4880/XX	4-Way 90°, "X" Trim Three Sides, with Height Change	$97.99
U4W903W5664/XX	4-Way 90°, "X" Trim Three Sides, with Height Change	$91.31
U4W903W5672/XX	4-Way 90°, "X" Trim Three Sides, with Height Change	$97.99
U4W903W5680/XX	4-Way 90°, "X" Trim Three Sides, with Height Change	$99.10
U4W903W6472/XX	4-Way 90°, "X" Trim Three Sides, with Height Change	$100.22
U4W903W6480/XX	4-Way 90°, "X" Trim Three Sides, with Height Change	$101.33
U4W903W7280/XX	4-Way 90°, "X" Trim Three Sides, with Height Change	$102.44
U4W9040/XX	4-Way 90°, "X", No Height Change	$59.01
U4W9048/XX	4-Way 90°, "X", No Height Change	$61.25
U4W9056/XX	4-Way 90°, "X", No Height Change	$75.72
U4W9064/XX	4-Way 90°, "X", No Height Change	$77.95
U4W9072/XX	4-Way 90°, "X", No Height Change	$83.52
U4W9080/XX	4-Way 90°, "X", No Height Change	$85.74
U4W90IL3240/XX	4-Way 90°, "X" In-Line Intersection, with Height Change	$100.22
U4W90IL3248/XX	4-Way 90°, "X" In-Line Intersection, with Height Change	$109.13
U4W90IL3256/XX	4-Way 90°, "X" In-Line Intersection, with Height Change	$112.46
U4W90IL3264/XX	4-Way 90°, "X" In-Line Intersection, with Height Change	$114.70
U4W90IL3272/XX	4-Way 90°, "X" In-Line Intersection, with Height Change	$124.71
U4W90IL3280/XX	4-Way 90°, "X" In-Line Intersection, with Height Change	$130.28
U4W90IL4048/XX	4-Way 90°, "X" In-Line Intersection, with Height Change	$112.46
U4W90IL4056/XX	4-Way 90°, "X" In-Line Intersection, with Height Change	$121.37
U4W90IL4064/XX	4-Way 90°, "X" In-Line Intersection, with Height Change	$123.60
U4W90IL4072/XX	4-Way 90°, "X" In-Line Intersection, with Height Change	$125.83
U4W90IL4080/XX	4-Way 90°, "X" In-Line Intersection, with Height Change	$131.40
U4W90IL4856/XX	4-Way 90°, "X" In-Line Intersection, with Height Change	$122.49
U4W90IL4864/XX	4-Way 90°, "X" In-Line Intersection, with Height Change	$124.71
U4W90IL4872/XX	4-Way 90°, "X" In-Line Intersection, with Height Change	$126.95
U4W90IL4880/XX	4-Way 90°, "X" In-Line Intersection, with Height Change	$132.51
U4W90IL5664/XX	4-Way 90°, "X" In-Line Intersection, with Height Change	$130.28

NEW YORK LEGION COMPONENT PRICE LIST

Date: 8/1/2022

Part Number	Description	Unit Price
U4W90IL5672/XX	4-Way 90°, "X" In-Line Intersection, with Height Change	$139.19
U4W90IL5680/XX	4-Way 90°, "X" In-Line Intersection, with Height Change	$141.42
U4W90IL6472/XX	4-Way 90°, "X" In-Line Intersection, with Height Change	$140.31
U4W90IL6480/XX	4-Way 90°, "X" In-Line Intersection, with Height Change	$142.53
U4W90IL7280/XX	4-Way 90°, "X" In-Line Intersection, with Height Change	$143.64
U4W90S16/F/XX	90 Degree 4-Way Intersection	$41.20
UCANTD12.L.XX	Design Bracket - Worksurface Support Bracket - Left	$25.61
UCANTD12.R.XX	Design Bracket - Worksurface Support Bracket - Right	$25.61
UCANTST.L.XX	Standard Cantilever Bracket - Left	$8.07
UCANTST.R.XX	Standard Cantilever Bracket - Right	$8.07
UCFPC18/74P/XX	18" Height Change Filler Plate for Corner	$25.89
UCFPC22/74P/XX	22" Height Change Filler Plate for Corner	$26.45
UCFPC24/74P/XX	24" Height Change Filler Plate for Corner	$26.72
UCFPC30/74P/XX	30" Height Change Filler Plate for Corner	$27.56
UCFPI18/74P/XX	18" Height Change Filler Plate for In-Line	$15.59
UCFPI22/74P/XX	22" Height Change Filler Plate for In-Line	$17.54
UCFPI24/74P/XX	24" Height Change Filler Plate for In-Line	$17.82
UCFPI30/74P/XX	30" Height Change Filler Plate for In-Line	$18.93
UDRL42/L/XX/LXX	Legion Hinged Door Left 42" Locking	$571.61
UDRL42/N/XX/LXX	Legion Hinged Door Left 42" Non-Locking	$550.40
UDRR42/L/XX/LXX	Legion Hinged Door Right 42" Locking	$571.61
UDRR42/N/XX/LXX	Legion Hinged Door Right 42" Non-Locking	$550.40
UEOR32/XX	End-of-Run Trim for Full Panel Height Conditions	$22.27
UEOR40/XX	End-of-Run Trim for Full Panel Height Conditions	$24.50
UEOR48/XX	End-of-Run Trim for Full Panel Height Conditions	$25.61
UEOR56/XX	End-of-Run Trim for Full Panel Height Conditions	$27.84
UEOR64/XX	End-of-Run Trim for Full Panel Height Conditions	$38.98
UEOR72/XX	End-of-Run Trim for Full Panel Height Conditions	$60.14
UEOR80/XX	End-of-Run Trim for Full Panel Height Conditions	$61.25
UEORS16/XX	End-of-Run Trim-Stacking Section	$20.05
UEORV08/XX	End-of-Run Trim for Change of Height Conditions	$17.82
UEORV16/XX	End-of-Run Trim for Change of Height Conditions	$20.05
UEORV24/XX	End-of-Run Trim for Change of Height Conditions	$21.16
UEORV32/XX	End-of-Run Trim for Change of Height Conditions	$22.27
UEORV40/XX	End-of-Run Trim for Change of Height Conditions	$24.50
UEORV48/XX	End-of-Run Trim for Change of Height Conditions	$25.61
UET4B20R.1.XX	20 Amp Receptacle for Beltway Use - 4 Circuit	$15.59
UET4B20R.2.XX	20 Amp Receptacle for Beltway Use - 4 Circuit	$15.59
UET4B20R.4I.XX	20 Amp Receptacle for Beltway Use - 4 Circuit	$15.59
UET4R20R.1.XX	20 Amp Receptacle with Bezel for Raceway Use - 4 Circuit	$15.59
UET4R20R.2.XX	20 Amp Receptacle with Bezel for Raceway Use - 4 Circuit	$15.59
UET4R20R.4I.XX	20 Amp Receptacle with Bezel for Raceway Use - 4 Circuit	$15.59
UET6B20R.1.XX	20 Amp Receptacle for Beltway Use - 6 Circuit	$15.59
UET6B20R.2.XX	20 Amp Receptacle for Beltway Use - 6 Circuit	$15.59
UET6B20R.3.XX	20 Amp Receptacle for Beltway Use - 6 Circuit	$15.59
UET6B20R.4I.XX	20 Amp Receptacle for Beltway Use - 6 Circuit	$15.59
UET6B20R.5I.XX	20 Amp Receptacle for Beltway Use - 6 Circuit	$15.59
UET6B20R.6I.XX	20 Amp Receptacle for Beltway Use - 6 Circuit	$15.59
UET6R20R.1.XX	20 Amp Receptacle with Bezel for Raceway Use - 6 Circuit	$15.59
UET6R20R.2.XX	20 Amp Receptacle with Bezel for Raceway Use - 6 Circuit	$15.59
UET6R20R.3.XX	20 Amp Receptacle with Bezel for Raceway Use - 6 Circuit	$15.59
UET6R20R.4I.XX	20 Amp Receptacle with Bezel for Raceway Use - 6 Circuit	$15.59
UET6R20R.5I.XX	20 Amp Receptacle with Bezel for Raceway Use - 6 Circuit	$15.59
UET6R20R.6I.XX	20 Amp Receptacle with Bezel for Raceway Use - 6 Circuit	$15.59
UETBT.24	24" Beltway Cable Trough	$4.58

NEW YORK LEGION COMPONENT PRICE LIST

Date: 8/1/2022

Part Number	Description	Unit Price
UETBT.30	30" Beltway Cable Trough	$5.12
UETBT.36	36" Beltway Cable Trough	$5.57
UETBT.42	42" Beltway Cable Trough	$6.18
UETBT.48	48" Beltway Cable Trough	$7.29
UETBT.54	54" Beltway Cable Trough	$7.51
UETBT.60	60" Beltway Cable Trough	$7.58
UETBT.72	72" Beltway Cable Trough	$10.46
UETBWM	Beltway-Height Harness Mounting Kit - 6 Circuit	$15.04
UETF0724.4.XX	24" Top Feed with 7-Foot Pole and Top Cap - 4 Circuit - 442 Power	$139.19
UETF0724.6.XX	24" Top Feed with 7-Foot Pole and Top Cap - 6 Circuit - 622 Power	$139.19
UETF0724.N.XX	24" Top Feed with 7-Foot Pole and Top Cap - No Power	$70.15
UETF0730.4.XX	30" Top Feed with 7-Foot Pole and Top Cap - 4 Circuit - 442 Power	$140.31
UETF0730.6.XX	30" Top Feed with 7-Foot Pole and Top Cap - 6 Circuit - 622 Power	$140.31
UETF0730.N.XX	30" Top Feed with 7-Foot Pole and Top Cap - No Power	$71.27
UETF0736.4.XX	36" Top Feed with 7-Foot Pole and Top Cap - 4 Circuit - 442 Power	$141.42
UETF0736.6.XX	36" Top Feed with 7-Foot Pole and Top Cap - 6 Circuit - 622 Power	$141.42
UETF0736.N.XX	36" Top Feed with 7-Foot Pole and Top Cap - No Power	$72.38
UETF0742.4.XX	42" Top Feed with 7-Foot Pole and Top Cap - 4 Circuit - 442 Power	$142.53
UETF0742.6.XX	42" Top Feed with 7-Foot Pole and Top Cap - 6 Circuit - 622 Power	$142.53
UETF0742.N.XX	42" Top Feed with 7-Foot Pole and Top Cap - No Power	$73.50
UETF0748.4.XX	48" Top Feed with 7-Foot Pole and Top Cap - 4 Circuit - 442 Power	$143.64
UETF0748.6.XX	48" Top Feed with 7-Foot Pole and Top Cap - 6 Circuit - 622 Power	$143.64
UETF0748.N.XX	48" Top Feed with 7-Foot Pole and Top Cap - No Power	$74.61
UETF0754.4.XX	54" Top Feed with 7-Foot Pole and Top Cap-4 Circuit-442 Power	$144.21
UETF0754.6.XX	54" Top Feed with 7-Foot Pole and Top Cap-6 Circuit-622 Power	$144.21
UETF0754.N.XX	54" Top Feed with 7-Foot Pole and Top Cap-No Power	$75.16
UETF0760.4.XX	60" Top Feed with 7-Foot Pole and Top Cap - 4 Circuit - 442 Power	$144.76
UETF0760.6.XX	60" Top Feed with 7-Foot Pole and Top Cap - 6 Circuit - 622 Power	$144.76
UETF0760.N.XX	60" Top Feed with 7-Foot Pole and Top Cap - No Power	$75.72
UETF0772.4.XX	72" Top Feed with 7-Foot Pole and Top Cap - 4 Circuit - 442 Power	$146.99
UETF0772.6.XX	72" Top Feed with 7-Foot Pole and Top Cap - 6 Circuit - 622 Power	$146.99
UETF0772.N.XX	72" Top Feed with 7-Foot Pole and Top Cap - No Power	$80.17
UETF1024.4.XX	24" Top Feed with 10-Foot Pole and Top Cap-4 Circuit-442 Power	$172.60
UETF1024.6.XX	24" Top Feed with 10-Foot Pole and Top Cap-6 Circuit-622 Power	$172.60
UETF1024.N.XX	24" Top Feed with 10-Foot Pole and Top Cap-No Power	$85.74
UETF1030.4.XX	30" Top Feed with 10-Foot Pole and Top Cap-4 Circuit-442 Power	$173.71
UETF1030.6.XX	30" Top Feed with 10-Foot Pole and Top Cap-6 Circuit-622 Power	$173.71
UETF1030.N.XX	30" Top Feed with 10-Foot Pole and Top Cap-No Power	$86.86
UETF1036.4.XX	36" Top Feed with 10-Foot Pole and Top Cap-4 Circuit-442 Power	$174.82
UETF1036.6.XX	36" Top Feed with 10-Foot Pole and Top Cap-6 Circuit-622 Power	$174.82
UETF1036.N.XX	36" Top Feed with 10-Foot Pole and Top Cap-No Power	$87.97
UETF1042.4.XX	42" Top Feed with 10-Foot Pole and Top Cap-4 Circuit-442 Power	$175.94
UETF1042.6.XX	42" Top Feed with 10-Foot Pole and Top Cap-6 Circuit-622 Power	$175.94
UETF1042.N.XX	42" Top Feed with 10-Foot Pole and Top Cap-No Power	$89.08
UETF1048.4.XX	48" Top Feed with 10-Foot Pole and Top Cap-4 Circuit-442 Power	$177.05
UETF1048.6.XX	48" Top Feed with 10-Foot Pole and Top Cap-6 Circuit-622 Power	$177.05
UETF1048.N.XX	48" Top Feed with 10-Foot Pole and Top Cap-No Power	$90.19
UETF1054.4.XX	54" Top Feed with 10-Foot Pole and Top Cap-4 Circuit-442 Power	$177.61
UETF1054.6.XX	54" Top Feed with 10-Foot Pole and Top Cap-6 Circuit-622 Power	$177.61
UETF1054.N.XX	54" Top Feed with 10-Foot Pole and Top Cap-No Power	$90.76
UETF1060.4.XX	60" Top Feed with 10-Foot Pole and Top Cap-4 Circuit-442 Power	$178.16
UETF1060.6.XX	60" Top Feed with 10-Foot Pole and Top Cap-6 Circuit-622 Power	$178.16
UETF1060.N.XX	60" Top Feed with 10-Foot Pole and Top Cap-No Power	$91.31
UETF1072.4.XX	72" Top Feed with 10-Foot Pole and Top Cap-4 Circuit-442 Power	$179.28
UETF1072.6.XX	72" Top Feed with 10-Foot Pole and Top Cap-6 Circuit-622 Power	$179.28

NEW YORK LEGION COMPONENT PRICE LIST

Date: 8/1/2022

Part Number	Description	Unit Price
UETF1072.N.XX	72" Top Feed with 10-Foot Pole and Top Cap-No Power	$93.54
UETRT.24	24" Raceway Cable Trough	$6.29
UETRT.30	30" Raceway Cable Trough	$6.69
UETRT.36	36" Raceway Cable Trough	$6.96
UETRT.42	42" Raceway Cable Trough	$7.51
UETRT.48	48" Raceway Cable Trough	$8.24
UETRT.54	54" Raceway Cable Trough	$8.64
UETRT.60	60" Raceway Cable Trough	$8.74
UETRT.72	72" Raceway Cable Trough	$11.41
ULSR24/UN/LB/U/XX	24" Low Shelf - Load Bar Mount	$108.01
ULSR24/UN/PM/U/XX	24" Low Shelf - Panel Mount/On Module	$99.00
ULSR24/UN/UM/U/XX	24" Low Shelf - Up Mount	$129.17
ULSR30/UN/LB/U/XX	30" Low Shelf - Load Bar Mount	$111.35
ULSR30/UN/PM/U/XX	30" Low Shelf - Panel Mount/On Module	$102.15
ULSR30/UN/UM/U/XX	30" Low Shelf - Up Mount	$131.40
ULSR36/UN/LB/U/XX	36" Low Shelf - Load Bar Mount	$115.81
ULSR36/UN/PM/U/XX	36" Low Shelf - Panel Mount/On Module	$105.49
ULSR36/UN/UM/U/XX	36" Low Shelf - Up Mount	$135.86
ULSR42/UN/LB/U/XX	42" Low Shelf - Load Bar Mount	$122.49
ULSR42/UN/PM/U/XX	42" Low Shelf - Panel Mount/On Module	$112.19
ULSR42/UN/UM/U/XX	42" Low Shelf - Up Mount	$141.42
ULSR48/UN/LB/U/XX	48" Low Shelf - Load Bar Mount	$128.06
ULSR48/UN/PM/U/XX	48" Low Shelf - Panel Mount/On Module	$118.33
ULSR48/UN/UM/U/XX	48" Low Shelf - Up Mount	$148.10
ULSR60/UN/LB/U/XX	60" Low Shelf - Load Bar Mount	$145.87
ULSR60/UN/PM/U/XX	60" Low Shelf - Panel Mount/On Module	$139.40
ULSR60/UN/UM/U/XX	60" Low Shelf - Up Mount	$169.26
UMODA24/ACD/XX	24" Frameless Modesty Panel W/Cloud Acrylic Insert	$77.95
UMODA24/AGE/XX	24" Frameless Modesty Panel W/Ghost White Acrylic Insert	$77.95
UMODA30/ACD/XX	30" Frameless Modesty Panel W/Cloud Acrylic Insert	$100.22
UMODA30/AGE/XX	30" Frameless Modesty Panel W/Ghost White Acrylic Insert	$100.22
UMODA36/ACD/XX	36" Frameless Modesty Panel W/Cloud Acrylic Insert	$111.35
UMODA36/AGE/XX	36" Frameless Modesty Panel W/Ghost White Acrylic Insert	$111.35
UMODA42/ACD/XX	42" Frameless Modesty Panel W/Cloud Acrylic Insert	$122.49
UMODA42/AGE/XX	42" Frameless Modesty Panel W/Ghost White Acrylic Insert	$122.49
UMODA48/ACD/XX	48" Frameless Modesty Panel W/Cloud Acrylic Insert	$155.89
UMODA48/AGE/XX	48" Frameless Modesty Panel W/Ghost White Acrylic Insert	$155.89
UMODA54/ACD/XX	54" Frameless Modesty Panel W/Cloud Acrylic Insert	$167.03
UMODA54/AGE/XX	54" Frameless Modesty Panel W/Ghost White Acrylic Insert	$167.03
UMODA60/ACD/XX	60" Frameless Modesty Panel W/Cloud Acrylic Insert	$200.43
UMODA60/AGE/XX	60" Frameless Modesty Panel W/Ghost White Acrylic Insert	$200.43
UMODA66/ACD/XX	66" Frameless Modesty Panel W/Cloud Acrylic Insert	$222.71
UMODA66/AGE/XX	66" Frameless Modesty Panel W/Ghost White Acrylic Insert	$222.71
UMODA72/ACD/XX	72" Frameless Modesty Panel W/Cloud Acrylic Insert	$244.98
UMODA72/AGE/XX	72" Frameless Modesty Panel W/Ghost White Acrylic Insert	$244.98
UNCG10	Carpet Gripper Legion - 10 Pack	$2.23
UNDEMB.PM3630	36 x 30 Markerboards - No Frame	$118.04
UNDEMB.PM4230	42 x 30 Markerboards - No Frame	$121.37
UNDEMB.PM4830	48 x 30 Markerboards - No Frame	$148.10
UNDEMB.PM6030	60 x 30 Markerboards - No Frame	$206.00
UNGDS24/GLA/XX	24 x 12 Glass Divider Screen - Clear	$121.37
UNGDS24/GLC/XX	24 x 12 Glass Divider Screen - White Laminate Glass	$132.51
UNGDS24/GLV/XX	24 x 12 Glass Divider Screen - Satin Etch One Side	$143.64
UNGDS30/GLA/XX	30 x 12 Glass Divider Screen - Clear	$123.60
UNGDS30/GLC/XX	30 x 12 Glass Divider Screen - White Laminate Glass	$135.86

NEW YORK LEGION COMPONENT PRICE LIST

Date: 8/1/2022

Part Number	Description	Unit Price
UNGDS30/GLV/XX	30 x 12 Glass Divider Screen - Satin Etch One Side	$146.99
UNGDS36/GLA/XX	36 x 12 Glass Divider Screen - Clear	$133.62
UNGDS36/GLC/XX	36 x 12 Glass Divider Screen - White Laminate Glass	$146.99
UNGDS36/GLV/XX	36 x 12 Glass Divider Screen - Satin Etch One Side	$152.55
UNGDS42/GLA/XX	42 x 12 Glass Divider Screen - Clear	$144.76
UNGDS42/GLC/XX	42 x 12 Glass Divider Screen - White Laminate Glass	$158.13
UNGDS42/GLV/XX	42 x 12 Glass Divider Screen - Satin Etch One Side	$174.82
UNGDS48/GLA/XX	48 x 12 Glass Divider Screen - Clear	$148.10
UNGDS48/GLC/XX	48 x 12 Glass Divider Screen - White Laminate Glass	$169.26
UNGDS48/GLV/XX	48 x 12 Glass Divider Screen - Satin Etch One Side	$182.62
UNGDS54/GLA/XX	54 x 12 Glass Divider Screen - Clear	$150.33
UNGDS54/GLC/XX	54 x 12 Glass Divider Screen - White Laminate Glass	$175.94
UNGDS54/GLV/XX	54 x 12 Glass Divider Screen - Satin Etch One Side	$185.96
UNGDS60/GLA/XX	60 x 12 Glass Divider Screen - Clear	$163.69
UNGDS60/GLC/XX	60 x 12 Glass Divider Screen - White Laminate Glass	$191.53
UNGDS60/GLV/XX	60 x 12 Glass Divider Screen - Satin Etch One Side	$201.55
UNGDS66/GLA/XX	66 x 12 Glass Divider Screen - Clear	$178.16
UNGDS66/GLC/XX	66 x 12 Glass Divider Screen - White Laminate Glass	$211.57
UNGDS66/GLV/XX	66 x 12 Glass Divider Screen - Satin Etch One Side	$218.25
UNGDS72/GLA/XX	72 x 12 Glass Divider Screen - Clear	$200.43
UNGDS72/GLC/XX	72 x 12 Glass Divider Screen - White Laminate Glass	$228.27
UNGDS72/GLV/XX	72 x 12 Glass Divider Screen - Satin Etch One Side	$247.21
UNMB.PM.3032	30 x 32 Markerboards	$212.69
UNMB.PM.3632	36 x 32 Markerboards	$220.48
UNMB.PM.4232	42 x 32 Markerboards	$224.94
UNMB.PM.4832	48 x 32 Markerboards	$228.27
UNMB.PM.6032	60 x 32 Markerboards	$261.68
UNPWUD	Round Power Module-Receptacle and Data	$148.10
UNPWUP	Round Power Module-Dual Receptacles	$148.10
UNRC.2432	24 X 32 Acoustic Septum Kit	$25.61
UNRC.2440	24 X 40 Acoustic Septum Kit	$44.54
UNRC.2448	24 X 48 Acoustic Septum Kit	$45.65
UNRC.2456	24 X 56 Acoustic Septum Kit	$51.23
UNRC.2464	24 X 64 Acoustic Septum Kit	$52.34
UNRC.3032	30 X 32 Acoustic Septum Kit	$30.62
UNRC.3040	30 X 40 Acoustic Septum Kit	$45.65
UNRC.3048	30 X 48 Acoustic Septum Kit	$51.23
UNRC.3056	30 X 56 Acoustic Septum Kit	$64.59
UNRC.3064	30 X 64 Acoustic Septum Kit	$74.61
UNRC.3632	36 X 32 Acoustic Septum Kit	$44.54
UNRC.3640	36 X 40 Acoustic Septum Kit	$83.52
UNRC.3648	36 X 48 Acoustic Septum Kit	$85.74
UNRC.3656	36 X 56 Acoustic Septum Kit	$87.97
UNRC.3664	36 X 64 Acoustic Septum Kit	$90.19
UNRC.4232	42 X 32 Acoustic Septum Kit	$51.23
UNRC.4240	42 X 40 Acoustic Septum Kit	$85.74
UNRC.4248	42 X 48 Acoustic Septum Kit	$96.88
UNRC.4256	42 X 56 Acoustic Septum Kit	$100.22
UNRC.4264	42 X 64 Acoustic Septum Kit	$101.33
UNRC.4832	48 X 32 Acoustic Septum Kit	$60.14
UNRC.4840	48 X 40 Acoustic Septum Kit	$86.86
UNRC.4848	48 X 48 Acoustic Septum Kit	$100.22
UNRC.4856	48 X 56 Acoustic Septum Kit	$126.95
UNRC.4864	48 X 64 Acoustic Septum Kit	$129.17
UNRC.6032	60 X 32 Acoustic Septum Kit	$61.25

NEW YORK LEGION COMPONENT PRICE LIST

Date: 8/1/2022

Part Number	Description	Unit Price
UNRC.6040	60 X 40 Acoustic Septum Kit	$87.97
UNRC.6048	60 X 48 Acoustic Septum Kit	$101.33
UNRC.6056	60 X 56 Acoustic Septum Kit	$128.06
UNRC.6064	60 X 64 Acoustic Septum Kit	$145.87
UNRC.7232	72 X 32 Acoustic Septum Kit	$87.97
UNRC.7240	72 X 40 Acoustic Septum Kit	$167.03
UNRC.7248	72 X 48 Acoustic Septum Kit	$170.37
UNRC.7256	72 X 56 Acoustic Septum Kit	$172.60
UNRC.7264	72 X 64 Acoustic Septum Kit	$173.71
UNWM16/XX	Adjustable Wall Mount Start	$57.90
UNWM32/XX	Adjustable Wall Mount Start	$65.70
UNWM40/XX	Adjustable Wall Mount Start	$67.92
UNWM48/XX	Adjustable Wall Mount Start	$70.15
UNWM56/XX	Adjustable Wall Mount Start	$72.38
UNWM64/XX	Adjustable Wall Mount Start	$79.06
UNWM72/XX	Adjustable Wall Mount Start	$104.68
UNWM80/XX	Adjustable Wall Mount Start	$114.70
UNWT30.XX	Wall Track	$12.25
UNWT64.XX	Wall Track	$20.05
UPENPL24	Add-on Peninsula Attachment Plate - 24	$10.46
UPENPL30	Add-on Peninsula Attachment Plate - 30	$10.58
UPFL2432/F/XX	24x32 Frame Elevated Base Flat Top Cap (Welded)	$102.01
UPFL2432/N/XX	24X32 Frame Elevated Base No Top Cap (Welded)	$102.01
UPFL2440/F/XX	24X40 Frame Elevated Base Flat Top Cap (Welded)	$105.04
UPFL2440/N/XX	24X40 Frame Elevated Base No Top Cap (Welded)	$105.04
UPFL2448/F/XX	24X48 Frame Elevated Base Flat Top Cap (Welded)	$110.09
UPFL2448/N/XX	24X48 Frame Elevated Base No Top Cap (Welded)	$110.09
UPFL2456/F/XX	24X56 Frame Elevated Base Flat Top Cap (Welded)	$115.14
UPFL2456/N/XX	24X56 Frame Elevated Base No Top Cap (Welded)	$115.14
UPFL2464/F/XX	24X64 Frame Elevated Base Flat Top Cap (Welded)	$119.18
UPFL2464/N/XX	24X64 Frame Elevated Base No Top Cap (Welded)	$119.18
UPFL3032/F/XX	30X32 Frame Elevated Base Flat Top Cap (Welded)	$108.07
UPFL3032/N/XX	30X32 Frame Elevated Base No Top Cap (Welded)	$108.07
UPFL3040/F/XX	30X40 Frame Elevated Base Flat Top Cap (Welded)	$112.11
UPFL3040/N/XX	30X40 Frame Elevated Base No Top Cap (Welded)	$112.11
UPFL3048/F/XX	30X48 Frame Elevated Base Flat Top Cap (Welded)	$116.15
UPFL3048/N/XX	30X48 Frame Elevated Base No Top Cap (Welded)	$116.15
UPFL3056/F/XX	30X56 Frame Elevated Base Flat Top Cap (Welded)	$121.20
UPFL3056/N/XX	30X56 Frame Elevated Base No Top Cap (Welded)	$121.20
UPFL3064/F/XX	30X64 Frame Elevated Base Flat Top Cap (Welded)	$125.24
UPFL3064/N/XX	30X64 Frame Elevated Base No Top Cap (Welded)	$125.24
UPFL3632/F/XX	36X32 Frame Elevated Base Flat Top Cap (Welded)	$114.13
UPFL3632/N/XX	36X32 Frame Elevated Base No Top Cap (Welded)	$114.13
UPFL3640/F/XX	36X40 Frame Elevated Base Flat Top Cap (Welded)	$118.17
UPFL3640/N/XX	36X40 Frame Elevated Base No Top Cap (Welded)	$118.17
UPFL3648/F/XX	36X48 Frame Elevated Base Flat Top Cap (Welded)	$123.22
UPFL3648/N/XX	36X48 Frame Elevated Base No Top Cap (Welded)	$123.22
UPFL3656/F/XX	36X56 Frame Elevated Base Flat Top Cap (Welded)	$128.27
UPFL3656/N/XX	36X56 Frame Elevated Base No Top Cap (Welded)	$128.27
UPFL3664/F/XX	36X64 Frame Elevated Base Flat Top Cap (Welded)	$132.31
UPFL3664/N/XX	36X64 Frame Elevated Base No Top Cap (Welded)	$132.31
UPFL4232/F/XX	42X32 Frame Elevated Base Flat Top Cap (Welded)	$130.29
UPFL4232/N/XX	42X32 Frame Elevated Base No Top Cap (Welded)	$130.29
UPFL4240/F/XX	42X40 Frame Elevated Base Flat Top Cap (Welded)	$133.32
UPFL4240/N/XX	42X40 Frame Elevated Base No Top Cap (Welded)	$133.32

NEW YORK LEGION COMPONENT PRICE LIST

Date: 8/1/2022

Part Number	Description	Unit Price
UPFL4248/F/XX	42X48 Frame Elevated Base Flat Top Cap (Welded)	$137.36
UPFL4248/N/XX	42X48 Frame Elevated Base No Top Cap (Welded)	$137.36
UPFL4256/F/XX	42X56 Frame Elevated Base Flat Top Cap (Welded)	$140.39
UPFL4256/N/XX	42X56 Frame Elevated Base No Top Cap (Welded)	$140.39
UPFL4264/F/XX	42X64 Frame Elevated Base Flat Top Cap (Welded)	$143.42
UPFL4264/N/XX	42X64 Frame Elevated Base No Top Cap (Welded)	$143.42
UPFL4832/F/XX	48X32 Frame Elevated Base Flat Top Cap (Welded)	$134.33
UPFL4832/N/XX	48X32 Frame Elevated Base No Top Cap (Welded)	$134.33
UPFL4840/F/XX	48X40 Frame Elevated Base Flat Top Cap (Welded)	$138.37
UPFL4840/N/XX	48X40 Frame Elevated Base No Top Cap (Welded)	$138.37
UPFL4848/F/XX	48X48 Frame Elevated Base Flat Top Cap (Welded)	$141.40
UPFL4848/N/XX	48X48 Frame Elevated Base No Top Cap (Welded)	$141.40
UPFL4856/F/XX	48X56 Frame Elevated Base Flat Top Cap (Welded)	$145.44
UPFL4856/N/XX	48X56 Frame Elevated Base No Top Cap (Welded)	$145.44
UPFL4864/F/XX	48X64 Frame Elevated Base Flat Top Cap (Welded)	$148.47
UPFL4864/N/XX	48X64 Frame Elevated Base No Top Cap (Welded)	$148.47
UPFL5432/F/XX	54X32 Frame Elevated Base Flat Top Cap (Welded)	$146.45
UPFL5432/N/XX	54X32 Frame Elevated Base No Top Cap (Welded)	$146.45
UPFL5440/F/XX	54X40 Frame Elevated Base Flat Top Cap (Welded)	$150.49
UPFL5440/N/XX	54X40 Frame Elevated Base No Top Cap (Welded)	$150.49
UPFL5448/F/XX	54X48 Frame Elevated Base Flat Top Cap (Welded)	$153.52
UPFL5448/N/XX	54X48 Frame Elevated Base No Top Cap (Welded)	$153.52
UPFL5456/F/XX	54X56 Frame Elevated Base Flat Top Cap (Welded)	$157.56
UPFL5456/N/XX	54X56 Frame Elevated Base No Top Cap (Welded)	$157.56
UPFL5464/F/XX	54X64 Frame Elevated Base Flat Top Cap (Welded)	$160.59
UPFL5464/N/XX	54X64 Frame Elevated Base No Top Cap (Welded)	$160.59
UPFL6032/F/XX	60X32 Frame Elevated Base Flat Top Cap (Welded)	$150.49
UPFL6032/N/XX	60X32 Frame Elevated Base No Top Cap (Welded)	$150.49
UPFL6040/F/XX	60X40 Frame Elevated Base Flat Top Cap (Welded)	$155.54
UPFL6040/N/XX	60X40 Frame Elevated Base No Top Cap (Welded)	$155.54
UPFL6048/F/XX	60X48 Frame Elevated Base Flat Top Cap (Welded)	$159.58
UPFL6048/N/XX	60X48 Frame Elevated Base No Top Cap (Welded)	$159.58
UPFL6056/F/XX	60X56 Frame Elevated Base Flat Top Cap (Welded)	$162.61
UPFL6056/N/XX	60X56 Frame Elevated Base No Top Cap (Welded)	$162.61
UPFL6064/F/XX	60X64 Frame Elevated Base Flat Top Cap (Welded)	$171.70
UPFL6064/N/XX	60X64 Frame Elevated Base No Top Cap (Welded)	$171.70
UPFL7232/F/XX	72X32 Frame Elevated Base Flat Top Cap (Welded)	$214.12
UPFL7232/N/XX	72X32 Frame Elevated Base No Top Cap (Welded)	$214.12
UPFL7240/F/XX	72X40 Frame Elevated Base Flat Top Cap (Welded)	$221.19
UPFL7240/N/XX	72X40 Frame Elevated Base No Top Cap (Welded)	$221.19
UPFL7248/F/XX	72X48 Frame Elevated Base Flat Top Cap (Welded)	$223.21
UPFL7248/N/XX	72X48 Frame Elevated Base No Top Cap (Welded)	$223.21
UPFL7256/F/XX	72X56 Frame Elevated Base Flat Top Cap (Welded)	$227.25
UPFL7256/N/XX	72X56 Frame Elevated Base No Top Cap (Welded)	$227.25
UPFL7264/F/XX	72X64 Frame Elevated Base Flat Top Cap (Welded)	$232.30
UPFL7264/N/XX	72X64 Frame Elevated Base No Top Cap (Welded)	$232.30
UPFR2432/F/DN/XX	24x32 FrameRaceway Cover Both Sides FlatTopCap DN(Welded)	$106.05
UPFR2432/F/DP/XX	24x32 FrameRaceway Cover Both Sides FlatTopCap DP(Welded)	$106.05
UPFR2432/N/DN/XX	24x32 FrameRaceway Cover Both Sides NoTopCap DN(Welded)	$106.05
UPFR2432/N/DP/XX	24x32 FrameRaceway Cover Both Sides NoTopCap DP(Welded)	$106.05
UPFR2440/F/DN/XX	24x40 FrameRaceway Cover Both Sides FlatTopCap DN(Welded)	$111.10
UPFR2440/F/DP/XX	24x40 FrameRaceway Cover Both Sides FlatTopCap DP(Welded)	$111.10
UPFR2440/N/DN/XX	24x40 FrameRaceway Cover Both Sides NoTopCap DN(Welded)	$111.10
UPFR2440/N/DP/XX	24x40 FrameRaceway Cover Both Sides NoTopCap DP(Welded)	$111.10
UPFR2448/F/DN/XX	24x48 FrameRaceway Cover Both Sides FlatTopCap DN(Welded)	$115.14

NEW YORK LEGION COMPONENT PRICE LIST

Date: 8/1/2022

Part Number	Description	Unit Price
UPFR2448/F/DP/XX	24x48 FrameRaceway Cover Both Sides FlatTopCap DP(Welded)	$115.14
UPFR2448/N/DN/XX	24x48 FrameRaceway Cover Both Sides NoTopCap DN(Welded)	$115.14
UPFR2448/N/DP/XX	24x48 FrameRaceway Cover Both Sides NoTopCap DP(Welded)	$115.14
UPFR2456/F/DN/XX	24x56 FrameRaceway Cover Both Sides FlatTopCap DN(Welded)	$120.19
UPFR2456/F/DP/XX	24x56 FrameRaceway Cover Both Sides FlatTopCap DP(Welded)	$120.19
UPFR2456/N/DN/XX	24x56 FrameRaceway Cover Both Sides NoTopCap DN(Welded)	$120.19
UPFR2456/N/DP/XX	24x56 FrameRaceway Cover Both Sides NoTopCap DP(Welded)	$120.19
UPFR2464/F/DN/XX	24x64 FrameRaceway Cover Both Sides FlatTopCap DN(Welded)	$124.23
UPFR2464/F/DP/XX	24x64 FrameRaceway Cover Both Sides FlatTopCap DP(Welded)	$124.23
UPFR2464/N/DN/XX	24x64 FrameRaceway Cover Both Sides NoTopCap DN(Welded)	$124.23
UPFR2464/N/DP/XX	24x64 FrameRaceway Cover Both Sides NoTopCap DP(Welded)	$124.23
UPFR3032/F/DN/XX	30x32 FrameRaceway Cover Both Sides FlatTopCap DN(Welded)	$115.14
UPFR3032/F/DP/XX	30x32 FrameRaceway Cover Both Sides FlatTopCap DP(Welded)	$115.14
UPFR3032/N/DN/XX	30x32 FrameRaceway Cover Both Sides NoTopCap DN(Welded)	$115.14
UPFR3032/N/DP/XX	30x32 FrameRaceway Cover Both Sides NoTopCap DP(Welded)	$115.14
UPFR3040/F/DN/XX	30x40 FrameRaceway Cover Both Sides FlatTopCap DN(Welded)	$120.19
UPFR3040/F/DP/XX	30x40 FrameRaceway Cover Both Sides FlatTopCap DP(Welded)	$120.19
UPFR3040/N/DN/XX	30x40 FrameRaceway Cover Both Sides NoTopCap DN(Welded)	$120.19
UPFR3040/N/DP/XX	30x40 FrameRaceway Cover Both Sides NoTopCap DP(Welded)	$120.19
UPFR3048/F/DN/XX	30x48 FrameRaceway Cover Both Sides FlatTopCap DN(Welded)	$124.23
UPFR3048/F/DP/XX	30x48 FrameRaceway Cover Both Sides FlatTopCap DP(Welded)	$124.23
UPFR3048/N/DN/XX	30x48 FrameRaceway Cover Both Sides NoTopCap DN(Welded)	$124.23
UPFR3048/N/DP/XX	30x48 FrameRaceway Cover Both Sides NoTopCap DP(Welded)	$124.23
UPFR3056/F/DN/XX	30x56 FrameRaceway Cover Both Sides FlatTopCap DN(Welded)	$127.26
UPFR3056/F/DP/XX	30x56 FrameRaceway Cover Both Sides FlatTopCap DP(Welded)	$127.26
UPFR3056/N/DN/XX	30x56 FrameRaceway Cover Both Sides NoTopCap DN(Welded)	$127.26
UPFR3056/N/DP/XX	30x56 FrameRaceway Cover Both Sides NoTopCap DP(Welded)	$127.26
UPFR3064/F/DN/XX	30x64 FrameRaceway Cover Both Sides FlatTopCap DN(Welded)	$131.30
UPFR3064/F/DP/XX	30x64 FrameRaceway Cover Both Sides FlatTopCap DP(Welded)	$131.30
UPFR3064/N/DN/XX	30x64 FrameRaceway Cover Both Sides NoTopCap DN(Welded)	$131.30
UPFR3064/N/DP/XX	30x64 FrameRaceway Cover Both Sides NoTopCap DP(Welded)	$131.30
UPFR3632/F/DN/XX	36x32 FrameRaceway Cover Both Sides FlatTopCap DN(Welded)	$123.22
UPFR3632/F/DP/XX	36x32 FrameRaceway Cover Both Sides FlatTopCap DP(Welded)	$123.22
UPFR3632/N/DN/XX	36x32 FrameRaceway Cover Both Sides NoTopCap DN(Welded)	$123.22
UPFR3632/N/DP/XX	36x32 FrameRaceway Cover Both Sides NoTopCap DP(Welded)	$123.22
UPFR3640/F/DN/XX	36x40 FrameRaceway Cover Both Sides FlatTopCap DN(Welded)	$127.26
UPFR3640/F/DP/XX	36x40 FrameRaceway Cover Both Sides FlatTopCap DP(Welded)	$127.26
UPFR3640/N/DN/XX	36x40 FrameRaceway Cover Both Sides NoTopCap DN(Welded)	$127.26
UPFR3640/N/DP/XX	36x40 FrameRaceway Cover Both Sides NoTopCap DP(Welded)	$127.26
UPFR3648/F/DN/XX	36x48 FrameRaceway Cover Both Sides FlatTopCap DN(Welded)	$132.31
UPFR3648/F/DP/XX	36x48 FrameRaceway Cover Both Sides FlatTopCap DP(Welded)	$132.31
UPFR3648/N/DN/XX	36x48 FrameRaceway Cover Both Sides NoTopCap DN(Welded)	$132.31
UPFR3648/N/DP/XX	36x48 FrameRaceway Cover Both Sides NoTopCap DP(Welded)	$132.31
UPFR3656/F/DN/XX	36x56 FrameRaceway Cover Both Sides FlatTopCap DN(Welded)	$138.37
UPFR3656/F/DP/XX	36x56 FrameRaceway Cover Both Sides FlatTopCap DP(Welded)	$138.37
UPFR3656/N/DN/XX	36x56 FrameRaceway Cover Both Sides NoTopCap DN(Welded)	$138.37
UPFR3656/N/DP/XX	36x56 FrameRaceway Cover Both Sides NoTopCap DP(Welded)	$138.37
UPFR3664/F/DN/XX	36x64 FrameRaceway Cover Both Sides FlatTopCap DN(Welded)	$142.41
UPFR3664/F/DP/XX	36x64 FrameRaceway Cover Both Sides FlatTopCap DP(Welded)	$142.41
UPFR3664/N/DN/XX	36x64 FrameRaceway Cover Both Sides NoTopCap DN(Welded)	$142.41
UPFR3664/N/DP/XX	36x64 FrameRaceway Cover Both Sides NoTopCap DP(Welded)	$142.41
UPFR4232/F/DN/XX	42x32 FrameRaceway Cover Both Sides FlatTopCap DN(Welded)	$136.35
UPFR4232/F/DP/XX	42x32 FrameRaceway Cover Both Sides FlatTopCap DP(Welded)	$136.35
UPFR4232/N/DN/XX	42x32 FrameRaceway Cover Both Sides NoTopCap DN(Welded)	$136.35
UPFR4232/N/DP/XX	42x32 FrameRaceway Cover Both Sides NoTopCap DP(Welded)	$136.35

NEW YORK LEGION COMPONENT PRICE LIST

Date: 8/1/2022

Part Number	Description	Unit Price
UPFR4240/F/DN/XX	42x40 FrameRaceway Cover Both Sides FlatTopCap DN(Welded)	$141.40
UPFR4240/F/DP/XX	42x40 FrameRaceway Cover Both Sides FlatTopCap DP(Welded)	$141.40
UPFR4240/N/DN/XX	42x40 FrameRaceway Cover Both Sides NoTopCap DN(Welded)	$141.40
UPFR4240/N/DP/XX	42x40 FrameRaceway Cover Both Sides NoTopCap DP(Welded)	$141.40
UPFR4248/F/DN/XX	42x48 FrameRaceway Cover Both Sides FlatTopCap DN(Welded)	$145.44
UPFR4248/F/DP/XX	42x48 FrameRaceway Cover Both Sides FlatTopCap DP(Welded)	$145.44
UPFR4248/N/DN/XX	42x48 FrameRaceway Cover Both Sides NoTopCap DN(Welded)	$145.44
UPFR4248/N/DP/XX	42x48 FrameRaceway Cover Both Sides NoTopCap DP(Welded)	$145.44
UPFR4256/F/DN/XX	42x56 FrameRaceway Cover Both Sides FlatTopCap DN(Welded)	$149.48
UPFR4256/F/DP/XX	42x56 FrameRaceway Cover Both Sides FlatTopCap DP(Welded)	$149.48
UPFR4256/N/DN/XX	42x56 FrameRaceway Cover Both Sides NoTopCap DN(Welded)	$149.48
UPFR4256/N/DP/XX	42x56 FrameRaceway Cover Both Sides NoTopCap DP(Welded)	$149.48
UPFR4264/F/DN/XX	42x64 FrameRaceway Cover Both Sides FlatTopCap DN(Welded)	$152.51
UPFR4264/F/DP/XX	42x64 FrameRaceway Cover Both Sides FlatTopCap DP(Welded)	$152.51
UPFR4264/N/DN/XX	42x64 FrameRaceway Cover Both Sides NoTopCap DN(Welded)	$152.51
UPFR4264/N/DP/XX	42x64 FrameRaceway Cover Both Sides NoTopCap DP(Welded)	$152.51
UPFR4832/F/DN/XX	48x32 FrameRaceway Cover Both Sides FlatTopCap DN(Welded)	$141.40
UPFR4832/F/DP/XX	48x32 FrameRaceway Cover Both Sides FlatTopCap DP(Welded)	$141.40
UPFR4832/N/DN/XX	48x32 FrameRaceway Cover Both Sides NoTopCap DN(Welded)	$141.40
UPFR4832/N/DP/XX	48x32 FrameRaceway Cover Both Sides NoTopCap DP(Welded)	$141.40
UPFR4840/F/DN/XX	48x40 FrameRaceway Cover Both Sides FlatTopCap DN(Welded)	$146.45
UPFR4840/F/DP/XX	48x40 FrameRaceway Cover Both Sides FlatTopCap DP(Welded)	$146.45
UPFR4840/N/DN/XX	48x40 FrameRaceway Cover Both Sides NoTopCap DN(Welded)	$146.45
UPFR4840/N/DP/XX	48x40 FrameRaceway Cover Both Sides NoTopCap DP(Welded)	$146.45
UPFR4848/F/DN/XX	48x48 FrameRaceway Cover Both Sides FlatTopCap DN(Welded)	$150.49
UPFR4848/F/DP/XX	48x48 FrameRaceway Cover Both Sides FlatTopCap DP(Welded)	$150.49
UPFR4848/N/DN/XX	48x48 FrameRaceway Cover Both Sides NoTopCap DN(Welded)	$150.49
UPFR4848/N/DP/XX	48x48 FrameRaceway Cover Both Sides NoTopCap DP(Welded)	$150.49
UPFR4856/F/DN/XX	48x56 FrameRaceway Cover Both Sides FlatTopCap DN(Welded)	$154.53
UPFR4856/F/DP/XX	48x56 FrameRaceway Cover Both Sides FlatTopCap DP(Welded)	$154.53
UPFR4856/N/DN/XX	48x56 FrameRaceway Cover Both Sides NoTopCap DN(Welded)	$154.53
UPFR4856/N/DP/XX	48x56 FrameRaceway Cover Both Sides NoTopCap DP(Welded)	$154.53
UPFR4864/F/DN/XX	48x64 FrameRaceway Cover Both Sides FlatTopCap DN(Welded)	$157.56
UPFR4864/F/DP/XX	48x64 FrameRaceway Cover Both Sides FlatTopCap DP(Welded)	$157.56
UPFR4864/N/DN/XX	48x64 FrameRaceway Cover Both Sides NoTopCap DN(Welded)	$157.56
UPFR4864/N/DP/XX	48x64 FrameRaceway Cover Both Sides NoTopCap DP(Welded)	$157.56
UPFR5432/F/DN/XX	54x32 FrameRaceway Cover Both Sides FlatTopCap DN(Welded)	$152.51
UPFR5432/F/DP/XX	54x32 FrameRaceway Cover Both Sides FlatTopCap DP(Welded)	$152.51
UPFR5432/N/DN/XX	54x32 FrameRaceway Cover Both Sides NoTopCap DN(Welded)	$152.51
UPFR5432/N/DP/XX	54x32 FrameRaceway Cover Both Sides NoTopCap DP(Welded)	$152.51
UPFR5440/F/DN/XX	54x40 FrameRaceway Cover Both Sides FlatTopCap DN(Welded)	$157.56
UPFR5440/F/DP/XX	54x40 FrameRaceway Cover Both Sides FlatTopCap DP(Welded)	$157.56
UPFR5440/N/DN/XX	54x40 FrameRaceway Cover Both Sides NoTopCap DN(Welded)	$157.56
UPFR5440/N/DP/XX	54x40 FrameRaceway Cover Both Sides NoTopCap DP(Welded)	$157.56
UPFR5448/F/DN/XX	54x48 FrameRaceway Cover Both Sides FlatTopCap DN(Welded)	$160.59
UPFR5448/F/DP/XX	54x48 FrameRaceway Cover Both Sides FlatTopCap DP(Welded)	$160.59
UPFR5448/N/DN/XX	54x48 FrameRaceway Cover Both Sides NoTopCap DN(Welded)	$160.59
UPFR5448/N/DP/XX	54x48 FrameRaceway Cover Both Sides NoTopCap DP(Welded)	$160.59
UPFR5456/F/DN/XX	54x56 FrameRaceway Cover Both Sides FlatTopCap DN(Welded)	$164.63
UPFR5456/F/DP/XX	54x56 FrameRaceway Cover Both Sides FlatTopCap DP(Welded)	$164.63
UPFR5456/N/DN/XX	54x56 FrameRaceway Cover Both Sides NoTopCap DN(Welded)	$164.63
UPFR5456/N/DP/XX	54x56 FrameRaceway Cover Both Sides NoTopCap DP(Welded)	$164.63
UPFR5464/F/DN/XX	54x64 FrameRaceway Cover Both Sides FlatTopCap DN(Welded)	$168.67
UPFR5464/F/DP/XX	54x64 FrameRaceway Cover Both Sides FlatTopCap DP(Welded)	$168.67
UPFR5464/N/DN/XX	54x64 FrameRaceway Cover Both Sides NoTopCap DN(Welded)	$168.67

NEW YORK LEGION COMPONENT PRICE LIST

Date: 8/1/2022

Part Number	Description	Unit Price
UPFR5464/N/DP/XX	54x64 FrameRaceway Cover Both Sides NoTopCap DP(Welded)	$168.67
UPFR6032/F/DN/XX	60x32 FrameRaceway Cover Both Sides FlatTopCap DN(Welded)	$159.58
UPFR6032/F/DP/XX	60x32 FrameRaceway Cover Both Sides FlatTopCap DP(Welded)	$159.58
UPFR6032/N/DN/XX	60x32 FrameRaceway Cover Both Sides NoTopCap DN(Welded)	$159.58
UPFR6032/N/DP/XX	60x32 FrameRaceway Cover Both Sides NoTopCap DP(Welded)	$159.58
UPFR6040/F/DN/XX	60x40 FrameRaceway Cover Both Sides FlatTopCap DN(Welded)	$161.60
UPFR6040/F/DP/XX	60x40 FrameRaceway Cover Both Sides FlatTopCap DP(Welded)	$161.60
UPFR6040/N/DN/XX	60x40 FrameRaceway Cover Both Sides NoTopCap DN(Welded)	$161.60
UPFR6040/N/DP/XX	60x40 FrameRaceway Cover Both Sides NoTopCap DP(Welded)	$161.60
UPFR6048/F/DN/XX	60x48 FrameRaceway Cover Both Sides FlatTopCap DN(Welded)	$165.64
UPFR6048/F/DP/XX	60x48 FrameRaceway Cover Both Sides FlatTopCap DP(Welded)	$165.64
UPFR6048/N/DN/XX	60x48 FrameRaceway Cover Both Sides NoTopCap DN(Welded)	$165.64
UPFR6048/N/DP/XX	60x48 FrameRaceway Cover Both Sides NoTopCap DP(Welded)	$165.64
UPFR6056/F/DN/XX	60x56 FrameRaceway Cover Both Sides FlatTopCap DN(Welded)	$171.70
UPFR6056/F/DP/XX	60x56 FrameRaceway Cover Both Sides FlatTopCap DP(Welded)	$171.70
UPFR6056/N/DN/XX	60x56 FrameRaceway Cover Both Sides NoTopCap DN(Welded)	$171.70
UPFR6056/N/DP/XX	60x56 FrameRaceway Cover Both Sides NoTopCap DP(Welded)	$171.70
UPFR6064/F/DN/XX	60x64 FrameRaceway Cover Both Sides FlatTopCap DN(Welded)	$179.78
UPFR6064/F/DP/XX	60x64 FrameRaceway Cover Both Sides FlatTopCap DP(Welded)	$179.78
UPFR6064/N/DN/XX	60x64 FrameRaceway Cover Both Sides NoTopCap DN(Welded)	$179.78
UPFR6064/N/DP/XX	60x64 FrameRaceway Cover Both Sides NoTopCap DP(Welded)	$179.78
UPFR7232/F/DN/XX	72x32 FrameRaceway Cover Both Sides FlatTopCap DN(Welded)	$227.25
UPFR7232/F/DP/XX	72x32 FrameRaceway Cover Both Sides FlatTopCap DP(Welded)	$227.25
UPFR7232/N/DN/XX	72x32 FrameRaceway Cover Both Sides NoTopCap DN(Welded)	$227.25
UPFR7232/N/DP/XX	72x32 FrameRaceway Cover Both Sides NoTopCap DP(Welded)	$227.25
UPFR7240/F/DN/XX	72x40 FrameRaceway Cover Both Sides FlatTopCap DN(Welded)	$235.33
UPFR7240/F/DP/XX	72x40 FrameRaceway Cover Both Sides FlatTopCap DP(Welded)	$235.33
UPFR7240/N/DN/XX	72x40 FrameRaceway Cover Both Sides NoTopCap DN(Welded)	$235.33
UPFR7240/N/DP/XX	72x40 FrameRaceway Cover Both Sides NoTopCap DP(Welded)	$235.33
UPFR7248/F/DN/XX	72x48 FrameRaceway Cover Both Sides FlatTopCap DN(Welded)	$240.38
UPFR7248/F/DP/XX	72x48 FrameRaceway Cover Both Sides FlatTopCap DP(Welded)	$240.38
UPFR7248/N/DN/XX	72x48 FrameRaceway Cover Both Sides NoTopCap DN(Welded)	$240.38
UPFR7248/N/DP/XX	72x48 FrameRaceway Cover Both Sides NoTopCap DP(Welded)	$240.38
UPFR7256/F/DN/XX	72x56 FrameRaceway Cover Both Sides FlatTopCap DN(Welded)	$247.45
UPFR7256/F/DP/XX	72x56 FrameRaceway Cover Both Sides FlatTopCap DP(Welded)	$247.45
UPFR7256/N/DN/XX	72x56 FrameRaceway Cover Both Sides NoTopCap DN(Welded)	$247.45
UPFR7256/N/DP/XX	72x56 FrameRaceway Cover Both Sides NoTopCap DP(Welded)	$247.45
UPFR7264/F/DN/XX	72x64 FrameRaceway Cover Both Sides FlatTopCap DN(Welded)	$252.50
UPFR7264/F/DP/XX	72x64 FrameRaceway Cover Both Sides FlatTopCap DP(Welded)	$252.50
UPFR7264/N/DN/XX	72x64 FrameRaceway Cover Both Sides NoTopCap DN(Welded)	$252.50
UPFR7264/N/DP/XX	72x64 FrameRaceway Cover Both Sides NoTopCap DP(Welded)	$252.50
UPFT2432/F/DN/XX	24x32 Frame Raceway Cvr 1Side/TTF 1Side FlatTopCap DN (Welded)	$103.02
UPFT2432/F/DP/XX	24x32 Frame Raceway Cvr 1Side/TTF 1Side FlatTopCap DP (Welded)	$103.02
UPFT2432/N/DN/XX	24x32 Frame Raceway Cvr 1Side/TTF 1Side NoTopCap DN (Welded)	$103.02
UPFT2432/N/DP/XX	24x32 Frame Raceway Cvr 1Side/TTF 1Side NoTopCap DP (Welded)	$103.02
UPFT2440/F/DN/XX	24x40 FrameRaceway Cvr 1Side/TTF 1Side FlatTopCap DN(Welded)	$106.05
UPFT2440/F/DP/XX	24x40 FrameRaceway Cvr 1Side/TTF 1Side FlatTopCap DP(Welded)	$106.05
UPFT2440/N/DN/XX	24x40 FrameRaceway Cvr 1Side/TTF 1Side NoTopCap DN(Welded)	$106.05
UPFT2440/N/DP/XX	24x40 FrameRaceway Cvr 1Side/TTF 1Side NoTopCap DP(Welded)	$106.05
UPFT2448/F/DN/XX	24x48 FrameRaceway Cvr 1Side/TTF 1Side FlatTopCap DN(Welded)	$110.09
UPFT2448/F/DP/XX	24x48 FrameRaceway Cvr 1Side/TTF 1Side FlatTopCap DP(Welded)	$110.09
UPFT2448/N/DN/XX	24x48 FrameRaceway Cvr 1Side/TTF 1Side NoTopCap DN(Welded)	$110.09
UPFT2448/N/DP/XX	24x48 FrameRaceway Cvr 1Side/TTF 1Side NoTopCap DP(Welded)	$110.09
UPFT2456/F/DN/XX	24x56 FrameRaceway Cvr 1Side/TTF 1Side FlatTopCap DN(Welded)	$116.15
UPFT2456/F/DP/XX	24x56 FrameRaceway Cvr 1Side/TTF 1Side FlatTopCap DP(Welded)	$116.15

NEW YORK LEGION COMPONENT PRICE LIST

Date: 8/1/2022

Part Number	Description	Unit Price
UPFT2456/N/DN/XX	24x56 FrameRaceway Cvr 1Side/TTF 1Side NoTopCap DN(Welded)	$116.15
UPFT2456/N/DP/XX	24x56 FrameRaceway Cvr 1Side/TTF 1Side NoTopCap DP(Welded)	$116.15
UPFT2464/F/DN/XX	24x64 FrameRaceway Cvr 1Side/TTF 1Side FlatTopCap DN(Welded)	$119.18
UPFT2464/F/DP/XX	24x64 FrameRaceway Cvr 1Side/TTF 1Side FlatTopCap DP(Welded)	$119.18
UPFT2464/N/DN/XX	24x64 FrameRaceway Cvr 1Side/TTF 1Side NoTopCap DN(Welded)	$119.18
UPFT2464/N/DP/XX	24x64 FrameRaceway Cvr 1Side/TTF 1Side NoTopCap DP(Welded)	$119.18
UPFT3032/F/DN/XX	30x32 FrameRacewayCvr 1Side/TTF 1Side FlatTopCap DN(Welded)	$109.08
UPFT3032/F/DP/XX	30x32 FrameRacewayCvr 1Side/TTF 1Side FlatTopCap DP(Welded)	$109.08
UPFT3032/N/DN/XX	30x32 FrameRacewayCvr 1Side/TTF 1Side NoTopCap DN(Welded)	$109.08
UPFT3032/N/DP/XX	30x32 FrameRacewayCvr 1Side/TTF 1Side NoTopCap DP(Welded)	$109.08
UPFT3040/F/DN/XX	30x40 FrameRacewayCvr 1Side/TTF 1Side FlatTopCap DN(Welded)	$113.12
UPFT3040/F/DP/XX	30x40 FrameRacewayCvr 1Side/TTF 1Side FlatTopCap DP(Welded)	$113.12
UPFT3040/N/DN/XX	30x40 FrameRacewayCvr 1Side/TTF 1Side NoTopCap DN(Welded)	$113.12
UPFT3040/N/DP/XX	30x40 FrameRacewayCvr 1Side/TTF 1Side NoTopCap DP(Welded)	$113.12
UPFT3048/F/DN/XX	30x48 FrameRacewayCvr 1Side/TTF 1Side FlatTopCap DN(Welded)	$117.16
UPFT3048/F/DP/XX	30x48 FrameRacewayCvr 1Side/TTF 1Side FlatTopCap DP(Welded)	$117.16
UPFT3048/N/DN/XX	30x48 FrameRacewayCvr 1Side/TTF 1Side NoTopCap DN(Welded)	$117.16
UPFT3048/N/DP/XX	30x48 FrameRacewayCvr 1Side/TTF 1Side NoTopCap DP(Welded)	$117.16
UPFT3056/F/DN/XX	30x56 FrameRacewayCvr 1Side/TTF 1Side FlatTopCap DN(Welded)	$120.19
UPFT3056/F/DP/XX	30x56 FrameRacewayCvr 1Side/TTF 1Side FlatTopCap DP(Welded)	$120.19
UPFT3056/N/DN/XX	30x56 FrameRacewayCvr 1Side/TTF 1Side NoTopCap DN(Welded)	$120.19
UPFT3056/N/DP/XX	30x56 FrameRacewayCvr 1Side/TTF 1Side NoTopCap DP(Welded)	$120.19
UPFT3064/F/DN/XX	30x64 FrameRacewayCvr 1Side/TTF 1Side FlatTopCap DN(Welded)	$124.23
UPFT3064/F/DP/XX	30x64 FrameRacewayCvr 1Side/TTF 1Side FlatTopCap DP(Welded)	$124.23
UPFT3064/N/DN/XX	30x64 FrameRacewayCvr 1Side/TTF 1Side NoTopCap DN(Welded)	$124.23
UPFT3064/N/DP/XX	30x64 FrameRacewayCvr 1Side/TTF 1Side NoTopCap DP(Welded)	$124.23
UPFT3632/F/DN/XX	36x32 FrameRacewayCvr 1Side/TTF 1Side FlatTopCap DN(Welded)	$114.13
UPFT3632/F/DP/XX	36x32 FrameRacewayCvr 1Side/TTF 1Side FlatTopCap DP(Welded)	$114.13
UPFT3632/N/DN/XX	36x32 FrameRacewayCvr 1Side/TTF 1Side NoTopCap DN(Welded)	$114.13
UPFT3632/N/DP/XX	36x32 FrameRacewayCvr 1Side/TTF 1Side NoTopCap DP(Welded)	$114.13
UPFT3640/F/DN/XX	36x40 FrameRacewayCvr 1Side/TTF 1Side FlatTopCap DN(Welded)	$118.17
UPFT3640/F/DP/XX	36x40 FrameRacewayCvr 1Side/TTF 1Side FlatTopCap DP(Welded)	$118.17
UPFT3640/N/DN/XX	36x40 FrameRacewayCvr 1Side/TTF 1Side NoTopCap DN(Welded)	$118.17
UPFT3640/N/DP/XX	36x40 FrameRacewayCvr 1Side/TTF 1Side NoTopCap DP(Welded)	$118.17
UPFT3648/F/DN/XX	36x48 FrameRacewayCvr 1Side/TTF 1Side FlatTopCap DN(Welded)	$122.21
UPFT3648/F/DP/XX	36x48 FrameRacewayCvr 1Side/TTF 1Side FlatTopCap DP(Welded)	$122.21
UPFT3648/N/DN/XX	36x48 FrameRacewayCvr 1Side/TTF 1Side NoTopCap DN(Welded)	$122.21
UPFT3648/N/DP/XX	36x48 FrameRacewayCvr 1Side/TTF 1Side NoTopCap DP(Welded)	$122.21
UPFT3656/F/DN/XX	36x56 FrameRacewayCvr 1Side/TTF 1Side FlatTopCap DN(Welded)	$127.26
UPFT3656/F/DP/XX	36x56 FrameRacewayCvr 1Side/TTF 1Side FlatTopCap DP(Welded)	$127.26
UPFT3656/N/DN/XX	36x56 FrameRacewayCvr 1Side/TTF 1Side NoTopCap DN(Welded)	$127.26
UPFT3656/N/DP/XX	36x56 FrameRacewayCvr 1Side/TTF 1Side NoTopCap DP(Welded)	$127.26
UPFT3664/F/DN/XX	36x64 FrameRacewayCvr 1Side/TTF 1Side FlatTopCap DN(Welded)	$130.29
UPFT3664/F/DP/XX	36x64 FrameRacewayCvr 1Side/TTF 1Side FlatTopCap DP(Welded)	$130.29
UPFT3664/N/DN/XX	36x64 FrameRacewayCvr 1Side/TTF 1Side NoTopCap DN(Welded)	$130.29
UPFT3664/N/DP/XX	36x64 FrameRacewayCvr 1Side/TTF 1Side NoTopCap DP(Welded)	$130.29
UPFT4232/F/DN/XX	42x32 FrameRacewayCvr 1Side/TTF 1Side FlatTopCap DN(Welded)	$131.30
UPFT4232/F/DP/XX	42x32 FrameRacewayCvr 1Side/TTF 1Side FlatTopCap DP(Welded)	$131.30
UPFT4232/N/DN/XX	42x32 FrameRacewayCvr 1Side/TTF 1Side NoTopCap DN(Welded)	$131.30
UPFT4232/N/DP/XX	42x32 FrameRacewayCvr 1Side/TTF 1Side NoTopCap DP(Welded)	$131.30
UPFT4240/F/DN/XX	42x40 FrameRacewayCvr 1Side/TTF 1Side FlatTopCap DN(Welded)	$136.35
UPFT4240/F/DP/XX	42x40 FrameRacewayCvr 1Side/TTF 1Side FlatTopCap DP(Welded)	$136.35
UPFT4240/N/DN/XX	42x40 FrameRacewayCvr 1Side/TTF 1Side NoTopCap DN(Welded)	$136.35
UPFT4240/N/DP/XX	42x40 FrameRacewayCvr 1Side/TTF 1Side NoTopCap DP(Welded)	$136.35
UPFT4248/F/DN/XX	42x48 FrameRacewayCvr 1Side/TTF 1Side FlatTopCap DN(Welded)	$140.39

NEW YORK LEGION COMPONENT PRICE LIST

Date: 8/1/2022

Part Number	Description	Unit Price
UPFT4248/F/DP/XX	42x48 FrameRacewayCvr 1Side/TTF 1Side FlatTopCap DP(Welded)	$140.39
UPFT4248/N/DN/XX	42x48 FrameRacewayCvr 1Side/TTF 1Side NoTopCap DN(Welded)	$140.39
UPFT4248/N/DP/XX	42x48 FrameRacewayCvr 1Side/TTF 1Side NoTopCap DP(Welded)	$140.39
UPFT4256/F/DN/XX	42x56 FrameRacewayCvr 1Side/TTF 1Side FlatTopCap DN(Welded)	$143.42
UPFT4256/F/DP/XX	42x56 FrameRacewayCvr 1Side/TTF 1Side FlatTopCap DP(Welded)	$143.42
UPFT4256/N/DN/XX	42x56 FrameRacewayCvr 1Side/TTF 1Side NoTopCap DN(Welded)	$143.42
UPFT4256/N/DP/XX	42x56 FrameRacewayCvr 1Side/TTF 1Side NoTopCap DP(Welded)	$143.42
UPFT4264/F/DN/XX	42x64 FrameRacewayCvr 1Side/TTF 1Side FlatTopCap DN(Welded)	$147.46
UPFT4264/F/DP/XX	42x64 FrameRacewayCvr 1Side/TTF 1Side FlatTopCap DP(Welded)	$147.46
UPFT4264/N/DN/XX	42x64 FrameRacewayCvr 1Side/TTF 1Side NoTopCap DN(Welded)	$147.46
UPFT4264/N/DP/XX	42x64 FrameRacewayCvr 1Side/TTF 1Side NoTopCap DP(Welded)	$147.46
UPFT4832/F/DN/XX	48x32 FrameRacewayCvr 1Side/TTF 1Side FlatTopCap DN(Welded)	$134.33
UPFT4832/F/DP/XX	48x32 FrameRacewayCvr 1Side/TTF 1Side FlatTopCap DP(Welded)	$134.33
UPFT4832/N/DN/XX	48x32 FrameRacewayCvr 1Side/TTF 1Side NoTopCap DN(Welded)	$134.33
UPFT4832/N/DP/XX	48x32 FrameRacewayCvr 1Side/TTF 1Side NoTopCap DP(Welded)	$134.33
UPFT4840/F/DN/XX	48x40 FrameRacewayCvr 1Side/TTF 1Side FlatTopCap DN(Welded)	$140.39
UPFT4840/F/DP/XX	48x40 FrameRacewayCvr 1Side/TTF 1Side FlatTopCap DP(Welded)	$140.39
UPFT4840/N/DN/XX	48x40 FrameRacewayCvr 1Side/TTF 1Side NoTopCap DN(Welded)	$140.39
UPFT4840/N/DP/XX	48x40 FrameRacewayCvr 1Side/TTF 1Side NoTopCap DP(Welded)	$140.39
UPFT4848/F/DN/XX	48x48 FrameRacewayCvr 1Side/TTF 1Side FlatTopCap DN(Welded)	$145.44
UPFT4848/F/DP/XX	48x48 FrameRacewayCvr 1Side/TTF 1Side FlatTopCap DP(Welded)	$145.44
UPFT4848/N/DN/XX	48x48 FrameRacewayCvr 1Side/TTF 1Side NoTopCap DN(Welded)	$145.44
UPFT4848/N/DP/XX	48x48 FrameRacewayCvr 1Side/TTF 1Side NoTopCap DP(Welded)	$145.44
UPFT4856/F/DN/XX	48x56 FrameRacewayCvr 1Side/TTF 1Side FlatTopCap DN(Welded)	$148.47
UPFT4856/F/DP/XX	48x56 FrameRacewayCvr 1Side/TTF 1Side FlatTopCap DP(Welded)	$148.47
UPFT4856/N/DN/XX	48x56 FrameRacewayCvr 1Side/TTF 1Side NoTopCap DN(Welded)	$148.47
UPFT4856/N/DP/XX	48x56 FrameRacewayCvr 1Side/TTF 1Side NoTopCap DP(Welded)	$148.47
UPFT4864/F/DN/XX	48x64 FrameRacewayCvr 1Side/TTF 1Side FlatTopCap DN(Welded)	$152.51
UPFT4864/F/DP/XX	48x64 FrameRacewayCvr 1Side/TTF 1Side FlatTopCap DP(Welded)	$152.51
UPFT4864/N/DN/XX	48x64 FrameRacewayCvr 1Side/TTF 1Side NoTopCap DN(Welded)	$152.51
UPFT4864/N/DP/XX	48x64 FrameRacewayCvr 1Side/TTF 1Side NoTopCap DP(Welded)	$152.51
UPFT5432/F/DN/XX	54x32 FrameRacewayCvr 1Side/TTF 1Side FlatTopCap DN(Welded)	$141.40
UPFT5432/F/DP/XX	54x32 FrameRacewayCvr 1Side/TTF 1Side FlatTopCap DP(Welded)	$141.40
UPFT5432/N/DN/XX	54x32 FrameRacewayCvr 1Side/TTF 1Side NoTopCap DN(Welded)	$141.40
UPFT5432/N/DP/XX	54x32 FrameRacewayCvr 1Side/TTF 1Side NoTopCap DP(Welded)	$141.40
UPFT5440/F/DN/XX	54x40 FrameRacewayCvr 1Side/TTF 1Side FlatTopCap DN(Welded)	$147.46
UPFT5440/F/DP/XX	54x40 FrameRacewayCvr 1Side/TTF 1Side FlatTopCap DP(Welded)	$147.46
UPFT5440/N/DN/XX	54x40 FrameRacewayCvr 1Side/TTF 1Side NoTopCap DN(Welded)	$147.46
UPFT5440/N/DP/XX	54x40 FrameRacewayCvr 1Side/TTF 1Side NoTopCap DP(Welded)	$147.46
UPFT5448/F/DN/XX	54x48 FrameRacewayCvr 1Side/TTF 1Side FlatTopCap DN(Welded)	$153.52
UPFT5448/F/DP/XX	54x48 FrameRacewayCvr 1Side/TTF 1Side FlatTopCap DP(Welded)	$153.52
UPFT5448/N/DN/XX	54x48 FrameRacewayCvr 1Side/TTF 1Side NoTopCap DN(Welded)	$153.52
UPFT5448/N/DP/XX	54x48 FrameRacewayCvr 1Side/TTF 1Side NoTopCap DP(Welded)	$153.52
UPFT5456/F/DN/XX	54x56 FrameRacewayCvr 1Side/TTF 1Side FlatTopCap DN(Welded)	$160.59
UPFT5456/F/DP/XX	54x56 FrameRacewayCvr 1Side/TTF 1Side FlatTopCap DP(Welded)	$160.59
UPFT5456/N/DN/XX	54x56 FrameRacewayCvr 1Side/TTF 1Side NoTopCap DN(Welded)	$160.59
UPFT5456/N/DP/XX	54x56 FrameRacewayCvr 1Side/TTF 1Side NoTopCap DP(Welded)	$160.59
UPFT5464/F/DN/XX	54x64 FrameRacewayCvr 1Side/TTF 1Side FlatTopCap DN(Welded)	$163.62
UPFT5464/F/DP/XX	54x64 FrameRacewayCvr 1Side/TTF 1Side FlatTopCap DP(Welded)	$163.62
UPFT5464/N/DN/XX	54x64 FrameRacewayCvr 1Side/TTF 1Side NoTopCap DN(Welded)	$163.62
UPFT5464/N/DP/XX	54x64 FrameRacewayCvr 1Side/TTF 1Side NoTopCap DP(Welded)	$163.62
UPFT6032/F/DN/XX	60x32 FrameRacewayCvr 1Side/TTF 1Side FlatTopCap DN(Welded)	$143.42
UPFT6032/F/DP/XX	60x32 FrameRacewayCvr 1Side/TTF 1Side FlatTopCap DP(Welded)	$143.42
UPFT6032/N/DN/XX	60x32 FrameRacewayCvr 1Side/TTF 1Side NoTopCap DN(Welded)	$143.42
UPFT6032/N/DP/XX	60x32 FrameRacewayCvr 1Side/TTF 1Side NoTopCap DP(Welded)	$143.42

NEW YORK LEGION COMPONENT PRICE LIST

Date: 8/1/2022

Part Number	Description	Unit Price
UPFT6040/F/DN/XX	60x40 FrameRacewayCvr 1Side/TTF 1Side FlatTopCap DN(Welded)	$149.48
UPFT6040/F/DP/XX	60x40 FrameRacewayCvr 1Side/TTF 1Side FlatTopCap DP(Welded)	$149.48
UPFT6040/N/DN/XX	60x40 FrameRacewayCvr 1Side/TTF 1Side NoTopCap DN(Welded)	$149.48
UPFT6040/N/DP/XX	60x40 FrameRacewayCvr 1Side/TTF 1Side NoTopCap DP(Welded)	$149.48
UPFT6048/F/DN/XX	60x48 FrameRacewayCvr 1Side/TTF 1Side FlatTopCap DN(Welded)	$155.54
UPFT6048/F/DP/XX	60x48 FrameRacewayCvr 1Side/TTF 1Side FlatTopCap DP(Welded)	$155.54
UPFT6048/N/DN/XX	60x48 FrameRacewayCvr 1Side/TTF 1Side NoTopCap DN(Welded)	$155.54
UPFT6048/N/DP/XX	60x48 FrameRacewayCvr 1Side/TTF 1Side NoTopCap DP(Welded)	$155.54
UPFT6056/F/DN/XX	60x56 FrameRacewayCvr 1Side/TTF 1Side FlatTopCap DN(Welded)	$163.62
UPFT6056/F/DP/XX	60x56 FrameRacewayCvr 1Side/TTF 1Side FlatTopCap DP(Welded)	$163.62
UPFT6056/N/DN/XX	60x56 FrameRacewayCvr 1Side/TTF 1Side NoTopCap DN(Welded)	$163.62
UPFT6056/N/DP/XX	60x56 FrameRacewayCvr 1Side/TTF 1Side NoTopCap DP(Welded)	$163.62
UPFT6064/F/DN/XX	60x64 FrameRacewayCvr 1Side/TTF 1Side FlatTopCap DN(Welded)	$168.67
UPFT6064/F/DP/XX	60x64 FrameRacewayCvr 1Side/TTF 1Side FlatTopCap DP(Welded)	$168.67
UPFT6064/N/DN/XX	60x64 FrameRacewayCvr 1Side/TTF 1Side NoTopCap DN(Welded)	$168.67
UPFT6064/N/DP/XX	60x64 FrameRacewayCvr 1Side/TTF 1Side NoTopCap DP(Welded)	$168.67
UPFT7232/F/DN/XX	72x32 FrameRacewayCvr 1Side/TTF 1Side FlatTopCap DN(Welded)	$215.13
UPFT7232/F/DP/XX	72x32 FrameRacewayCvr 1Side/TTF 1Side FlatTopCap DP(Welded)	$215.13
UPFT7232/N/DN/XX	72x32 FrameRacewayCvr 1Side/TTF 1Side NoTopCap DN(Welded)	$215.13
UPFT7232/N/DP/XX	72x32 FrameRacewayCvr 1Side/TTF 1Side NoTopCap DP(Welded)	$215.13
UPFT7240/F/DN/XX	72x40 FrameRacewayCvr 1Side/TTF 1Side FlatTopCap DN(Welded)	$223.21
UPFT7240/F/DP/XX	72x40 FrameRacewayCvr 1Side/TTF 1Side FlatTopCap DP(Welded)	$223.21
UPFT7240/N/DN/XX	72x40 FrameRacewayCvr 1Side/TTF 1Side NoTopCap DN(Welded)	$223.21
UPFT7240/N/DP/XX	72x40 FrameRacewayCvr 1Side/TTF 1Side NoTopCap DP(Welded)	$223.21
UPFT7248/F/DN/XX	72x48 FrameRacewayCvr 1Side/TTF 1Side FlatTopCap DN(Welded)	$227.25
UPFT7248/F/DP/XX	72x48 FrameRacewayCvr 1Side/TTF 1Side FlatTopCap DP(Welded)	$227.25
UPFT7248/N/DN/XX	72x48 FrameRacewayCvr 1Side/TTF 1Side NoTopCap DN(Welded)	$227.25
UPFT7248/N/DP/XX	72x48 FrameRacewayCvr 1Side/TTF 1Side NoTopCap DP(Welded)	$227.25
UPFT7256/F/DN/XX	72x56 FrameRacewayCvr 1Side/TTF 1Side FlatTopCap DN(Welded)	$233.31
UPFT7256/F/DP/XX	72x56 FrameRacewayCvr 1Side/TTF 1Side FlatTopCap DP(Welded)	$233.31
UPFT7256/N/DN/XX	72x56 FrameRacewayCvr 1Side/TTF 1Side NoTopCap DN(Welded)	$233.31
UPFT7256/N/DP/XX	72x56 FrameRacewayCvr 1Side/TTF 1Side NoTopCap DP(Welded)	$233.31
UPFT7264/F/DN/XX	72x64 FrameRacewayCvr 1Side/TTF 1Side FlatTopCap DN(Welded)	$237.35
UPFT7264/F/DP/XX	72x64 FrameRacewayCvr 1Side/TTF 1Side FlatTopCap DP(Welded)	$237.35
UPFT7264/N/DN/XX	72x64 FrameRacewayCvr 1Side/TTF 1Side NoTopCap DN(Welded)	$237.35
UPFT7264/N/DP/XX	72x64 FrameRacewayCvr 1Side/TTF 1Side NoTopCap DP(Welded)	$237.35
UPL26.XX	Post Leg Assembly - 24 3/4" Height	$23.95
UPL29.XX	Post Leg Assembly - 27 3/4" Height	$25.61
UPMTR24/XX	24" On-Module Tool Rail	$37.77
UPMTR30/XX	30" On-Module Tool Rail	$40.13
UPMTR36/XX	36" On-Module Tool Rail	$42.49
UPMTR42/XX	42" On-Module Tool Rail	$47.22
UPMTR48/XX	48" On-Module Tool Rail	$49.58
UPMTR60/XX	60" On-Module Tool Rail	$70.82
UPMTR72/XX	72" On-Module Tool Rail	$74.37
UPNLI1826/74P/XX/PS/IXX	18" Wide Non-Panel Mounted Insert Leg - 24-3/4" Height	$116.92
UPNLI1829/74P/XX/PS/IXX	18" Wide Non-Panel Mounted Insert Leg - 27-3/4" Height	$118.04
UPNLI2226/74P/XX/PS/IXX	22" Wide Non-Panel Mounted Insert Leg - 24-3/4" Height	$119.15
UPNLI2229/74P/XX/PS/IXX	22" Wide Non-Panel Mounted Insert Leg - 27-3/4" Height	$123.60
UPNLI2426/74P/XX/PS/IXX	24" Wide Non-Panel Mounted Insert Leg - 24-3/4" Height	$128.06
UPNLI2429/74P/XX/PS/IXX	24" Wide Non-Panel Mounted Insert Leg - 27-3/4" Height	$129.17
UPNLI3026/74P/XX/PS/IXX	30" Wide Non-Panel Mounted Insert Leg - 24-3/4" Height	$136.97
UPNLI3029/74P/XX/PS/IXX	30" Wide Non-Panel Mounted Insert Leg - 27-3/4" Height	$138.08
UPNLO1826/74P/XX	18" Wide Non-Panel Mounted Open Leg - 24-3/4" Height	$72.38
UPNLO1829/74P/XX	18" Wide Non-Panel Mounted Open Leg - 27-3/4" Height	$73.50

NEW YORK LEGION COMPONENT PRICE LIST

Date: 8/1/2022

Part Number	Description	Unit Price
UPNLO2226/74P/XX	22" Wide Non-Panel Mounted Open Leg - 24-3/4" Height	$74.61
UPNLO2229/74P/XX	22" Wide Non-Panel Mounted Open Leg - 27-3/4" Height	$75.72
UPNLO2426/74P/XX	24" Wide Non-Panel Mounted Open Leg - 24-3/4" Height	$76.83
UPNLO2429/74P/XX	24" Wide Non-Panel Mounted Open Leg - 27-3/4" Height	$77.95
UPNLO3026/74P/XX	30" Wide Non-Panel Mounted Open Leg - 24-3/4" Height	$83.52
UPNLO3029/74P/XX	30" Wide Non-Panel Mounted Open Leg - 27-3/4" Height	$84.63
UPSLC1826/L/74P/XX	18" Wide Panel Mounted Center Leg (Open) - 24-3/4" Height-Left	$83.01
UPSLC1826/R/74P/XX	18" Wide Panel Mounted Center Leg (Open) - 24-3/4" Height-Right	$83.01
UPSLC1829/L/74P/XX	18" Wide Panel Mounted Center Leg (Open) - 27-3/4" Height-Left	$84.18
UPSLC1829/R/74P/XX	18" Wide Panel Mounted Center Leg (Open) - 27-3/4" Height-Right	$84.18
UPSLC2226/L/74P/XX	22" Wide Panel Mounted Center Leg (Open) - 24-3/4" Height-Left	$85.35
UPSLC2226/R/74P/XX	22" Wide Panel Mounted Center Leg (Open) - 24-3/4" Height-Right	$85.35
UPSLC2229/L/74P/XX	22" Wide Panel Mounted Center Leg (Open) - 27-3/4" Height-Left	$86.53
UPSLC2229/R/74P/XX	22" Wide Panel Mounted Center Leg (Open) - 27-3/4" Height-Right	$86.53
UPSLC2426/L/74P/XX	24" Wide Panel Mounted Center Leg (Open) - 24-3/4" Height-Left	$87.69
UPSLC2426/R/74P/XX	24" Wide Panel Mounted Center Leg (Open) - 24-3/4" Height-Right	$87.69
UPSLC2429/L/74P/XX	24" Wide Panel Mounted Center Leg (Open) - 27-3/4" Height-Left	$88.86
UPSLC2429/R/74P/XX	24" Wide Panel Mounted Center Leg (Open) - 27-3/4" Height-Right	$88.86
UPSLC3026/L/74P/XX	30" Wide Panel Mounted Center Leg (Open) - 24-3/4" Height-Left	$94.71
UPSLC3026/R/74P/XX	30" Wide Panel Mounted Center Leg (Open) - 24-3/4" Height-Right	$94.71
UPSLC3029/L/74P/XX	30" Wide Panel Mounted Center Leg (Open) - 27-3/4" Height-Left	$95.88
UPSLC3029/R/74P/XX	30" Wide Panel Mounted Center Leg (Open) - 27-3/4" Height-Right	$95.88
UPSLI1826/L/74P/XX/PS/IXX	18" Wide Panel Mounted Insert Leg - 24-3/4" Height-Left	$116.92
UPSLI1826/R/74P/XX/PS/IXX	18" Wide Panel Mounted Insert Leg - 24-3/4" Height-Right	$116.92
UPSLI1829/L/74P/XX/PS/IXX	18" Wide Panel Mounted Insert Leg - 27-3/4" Height-Left	$118.09
UPSLI1829/R/74P/XX/PS/IXX	18" Wide Panel Mounted Insert Leg - 27-3/4" Height-Right	$118.09
UPSLI2226/L/74P/XX/PS/IXX	22" Wide Panel Mounted Insert Leg - 24-3/4" Height-Left	$120.43
UPSLI2226/R/74P/XX/PS/IXX	22" Wide Panel Mounted Insert Leg - 24-3/4" Height-Right	$120.43
UPSLI2229/L/74P/XX/PS/IXX	22" Wide Panel Mounted Insert Leg - 27-3/4" Height-Left	$121.59
UPSLI2229/R/74P/XX/PS/IXX	22" Wide Panel Mounted Insert Leg - 27-3/4" Height-Right	$121.59
UPSLI2426/L/74P/XX/PS/IXX	24" Wide Panel Mounted Insert Leg - 24-3/4" Height-Left	$130.95
UPSLI2426/R/74P/XX/PS/IXX	24" Wide Panel Mounted Insert Leg - 24-3/4" Height-Right	$130.95
UPSLI2429/L/74P/XX/PS/IXX	24" Wide Panel Mounted Insert Leg - 27-3/4" Height-Left	$132.12
UPSLI2429/R/74P/XX/PS/IXX	24" Wide Panel Mounted Insert Leg - 27-3/4" Height-Right	$132.12
UPSLI3026/L/74P/XX/PS/IXX	30" Wide Panel Mounted Insert Leg - 24-3/4" Height-Left	$141.47
UPSLI3026/R/74P/XX/PS/IXX	30" Wide Panel Mounted Insert Leg - 24-3/4" Height-Right	$141.47
UPSLI3029/L/74P/XX/PS/IXX	30" Wide Panel Mounted Insert Leg - 27-3/4" Height-Left	$142.65
UPSLI3029/R/74P/XX/PS/IXX	30" Wide Panel Mounted Insert Leg - 27-3/4" Height-Right	$142.65
UPSLI4826/L/74P/XX/PS/IXX	48" Wide Panel Mounted Insert Leg - 24-3/4" Height-Left	$244.36
UPSLI4826/R/74P/XX/PS/IXX	48" Wide Panel Mounted Insert Leg - 24-3/4" Height-Right	$244.36
UPSLI4829/L/74P/XX/PS/IXX	48" Wide Panel Mounted Insert Leg - 27-3/4" Height-Left	$245.54
UPSLI4829/R/74P/XX/PS/IXX	48" Wide Panel Mounted Insert Leg - 27-3/4" Height-Right	$245.54
UPSLI5426/L/74P/XX/PS/IXX	54" Wide Panel Mounted Insert Leg - 24-3/4" Height-Left	$247.87
UPSLI5426/R/74P/XX/PS/IXX	54" Wide Panel Mounted Insert Leg - 24-3/4" Height-Right	$247.87
UPSLI5429/L/74P/XX/PS/IXX	54" Wide Panel Mounted Insert Leg - 27-3/4" Height-Left	$249.04
UPSLI5429/R/74P/XX/PS/IXX	54" Wide Panel Mounted Insert Leg - 27-3/4" Height-Right	$249.04
UPSLI6026/L/74P/XX/PS/IXX	60" Wide Panel Mounted Insert Leg - 24-3/4" Height-Left	$251.38
UPSLI6026/R/74P/XX/PS/IXX	60" Wide Panel Mounted Insert Leg - 24-3/4" Height-Right	$251.38
UPSLI6029/L/74P/XX/PS/IXX	60" Wide Panel Mounted Insert Leg - 27-3/4" Height-Left	$252.55
UPSLI6029/R/74P/XX/PS/IXX	60" Wide Panel Mounted Insert Leg - 27-3/4" Height-Right	$252.55
UPSLI7226/L/74P/XX/PS/IXX	72" Wide Panel Mounted Insert Leg - 24-3/4" Height-Left	$273.60
UPSLI7226/R/74P/XX/PS/IXX	72" Wide Panel Mounted Insert Leg - 24-3/4" Height-Right	$273.60
UPSLI7229/L/74P/XX/PS/IXX	72" Wide Panel Mounted Insert Leg - 27-3/4" Height-Left	$274.76
UPSLI7229/R/74P/XX/PS/IXX	72" Wide Panel Mounted Insert Leg - 27-3/4" Height-Right	$274.76
UPSLO1826/L/74P/XX	18" Wide Panel Mounted Open Leg - 24-3/4" Height-Left	$72.50

NEW YORK LEGION COMPONENT PRICE LIST

Date: 8/1/2022

Part Number	Description	Unit Price
UPSLO1826/R/74P/XX	18" Wide Panel Mounted Open Leg - 24-3/4" Height-Right	$72.50
UPSLO1829/L/74P/XX	18" Wide Panel Mounted Open Leg - 27-3/4" Height-Left	$73.66
UPSLO1829/R/74P/XX	18" Wide Panel Mounted Open Leg - 27-3/4" Height-Right	$73.66
UPSLO2226/L/74P/XX	22" Wide Panel Mounted Open Leg - 24-3/4" Height-Left	$74.83
UPSLO2226/R/74P/XX	22" Wide Panel Mounted Open Leg - 24-3/4" Height-Right	$74.83
UPSLO2229/L/74P/XX	22" Wide Panel Mounted Open Leg - 27-3/4" Height-Left	$75.99
UPSLO2229/R/74P/XX	22" Wide Panel Mounted Open Leg - 27-3/4" Height-Right	$75.99
UPSLO2426/L/74P/XX	24" Wide Panel Mounted Open Leg - 24-3/4" Height-Left	$77.17
UPSLO2426/R/74P/XX	24" Wide Panel Mounted Open Leg - 24-3/4" Height-Right	$77.17
UPSLO2429/L/74P/XX	24" Wide Panel Mounted Open Leg - 27-3/4" Height-Left	$78.34
UPSLO2429/R/74P/XX	24" Wide Panel Mounted Open Leg - 27-3/4" Height-Right	$78.34
UPSLO3026/L/74P/XX	30" Wide Panel Mounted Open Leg - 24-3/4" Height-Left	$84.18
UPSLO3026/R/74P/XX	30" Wide Panel Mounted Open Leg - 24-3/4" Height-Right	$84.18
UPSLO3029/L/74P/XX	30" Wide Panel Mounted Open Leg - 27-3/4" Height-Left	$85.35
UPSLO3029/R/74P/XX	30" Wide Panel Mounted Open Leg - 27-3/4" Height-Right	$85.35
UPSLO4826/L/74P/XX	48" Wide Panel Mounted Open Leg - 24-3/4" Height-Left	$127.44
UPSLO4826/R/74P/XX	48" Wide Panel Mounted Open Leg - 24-3/4" Height-Right	$127.44
UPSLO4829/L/74P/XX	48" Wide Panel Mounted Open Leg - 27-3/4" Height-Left	$128.61
UPSLO4829/R/74P/XX	48" Wide Panel Mounted Open Leg - 27-3/4" Height-Right	$128.61
UPSLO5426/L/74P/XX	54" Wide Panel Mounted Open Leg - 24-3/4" Height-Left	$129.17
UPSLO5426/R/74P/XX	54" Wide Panel Mounted Open Leg - 24-3/4" Height-Right	$129.17
UPSLO5429/L/74P/XX	54" Wide Panel Mounted Open Leg - 27-3/4" Height-Left	$129.79
UPSLO5429/R/74P/XX	54" Wide Panel Mounted Open Leg - 27-3/4" Height-Right	$129.79
UPSLO6026/L/74P/XX	60" Wide Panel Mounted Open Leg - 24-3/4" Height-Left	$130.28
UPSLO6026/R/74P/XX	60" Wide Panel Mounted Open Leg - 24-3/4" Height-Right	$130.28
UPSLO6029/L/74P/XX	60" Wide Panel Mounted Open Leg - 27-3/4" Height-Left	$130.95
UPSLO6029/R/74P/XX	60" Wide Panel Mounted Open Leg - 27-3/4" Height-Right	$130.95
UPSLO7226/L/74P/XX	72" Wide Panel Mounted Open Leg - 24-3/4" Height-Left	$139.14
UPSLO7226/R/74P/XX	72" Wide Panel Mounted Open Leg - 24-3/4" Height-Right	$139.14
UPSLO7229/L/74P/XX	72" Wide Panel Mounted Open Leg - 27-3/4" Height-Left	$143.81
UPSLO7229/R/74P/XX	72" Wide Panel Mounted Open Leg - 27-3/4" Height-Right	$143.81
URD1803664/CP/XX	Rolling Door-180° Inline Condition Clear Plastic Core	$701.53
URD1803664/OP/XX	Rolling Door-180° Inline Condition Opal Plastic Core	$768.34
URD1803680/CP/XX	Rolling Door-180° Inline Condition Clear Plastic Core	$918.66
URD1803680/OP/XX	Rolling Door-180° Inline Condition Opal Plastic Core	$974.34
URD1804264/CP/XX	Rolling Door-180° Inline Condition Clear Plastic Core	$712.66
URD1804264/OP/XX	Rolling Door-180° Inline Condition Opal Plastic Core	$785.03
URD1804280/CP/XX	Rolling Door-180° Inline Condition Clear Plastic Core	$935.36
URD1804280/OP/XX	Rolling Door-180° Inline Condition Opal Plastic Core	$991.04
URD903664/CP/XX	Rolling Door-90° Intersection Condition Clear Plastic Core	$740.49
URD903664/OP/XX	Rolling Door-90° Intersection Condition Opal Plastic Core	$818.44
URD903680/CP/XX	Rolling Door-90° Intersection Condition Clear Plastic Core	$968.77
URD903680/OP/XX	Rolling Door-90° Intersection Condition Opal Plastic Core	$1,013.31
URD904264/CP/XX	Rolling Door-90° Intersection Condition Clear Plastic Core	$751.63
URD904264/OP/XX	Rolling Door-90° Intersection Condition Opal Plastic Core	$835.15
URD904280/CP/XX	Rolling Door-90° Intersection Condition Clear Plastic Core	$985.47
URD904280/OP/XX	Rolling Door-90° Intersection Condition Opal Plastic Core	$1,030.01
URDBW3664/CP/XX	Rolling Door-Building Wall ConditionClear Plastic Core	$606.87
URDBW3664/OP/XX	Rolling Door-Building Wall ConditionOpal Plastic Core	$654.75
URDBW3680/CP/XX	Rolling Door-Building Wall ConditionClear Plastic Core	$786.15
URDBW3680/OP/XX	Rolling Door-Building Wall ConditionOpal Plastic Core	$829.57
URDBW4264/CP/XX	Rolling Door-Building Wall ConditionClear Plastic Core	$618.01
URDBW4264/OP/XX	Rolling Door-Building Wall ConditionOpal Plastic Core	$671.46
URDBW4280/CP/XX	Rolling Door-Building Wall ConditionClear Plastic Core	$802.85
URDBW4280/OP/XX	Rolling Door-Building Wall ConditionOpal Plastic Core	$846.28

NEW YORK LEGION COMPONENT PRICE LIST

Date: 8/1/2022

Part Number	Description	Unit Price
URDDDE3664/CP/XX	Rolling Door-Double Dead End Condition Clear Plastic Core	$1,336.23
URDDDE3664/OP/XX	Rolling Door-Double Dead End Condition Opal Plastic Core	$1,453.15
URDDDE3680/CP/XX	Rolling Door-Double Dead End Condition Clear Plastic Core	$1,714.83
URDDDE3680/OP/XX	Rolling Door-Double Dead End Condition Opal Plastic Core	$1,798.35
URDDDE4264/CP/XX	Rolling Door-Double Dead End Condition Clear Plastic Core	$1,352.94
URDDDE4264/OP/XX	Rolling Door-Double Dead End Condition Opal Plastic Core	$1,480.99
URDDDE4280/CP/XX	Rolling Door-Double Dead End Condition Clear Plastic Core	$1,742.66
URDDDE4280/OP/XX	Rolling Door-Double Dead End Condition Opal Plastic Core	$1,826.18
URDDE3664/CP/XX	Rolling Door-Dead End Condition Clear Plastic Core	$740.49
URDDE3664/OP/XX	Rolling Door-Dead End Condition Opal Plastic Core	$807.30
URDDE3680/CP/XX	Rolling Door-Dead End Condition Clear Plastic Core	$952.07
URDDE3680/OP/XX	Rolling Door-Dead End Condition Opal Plastic Core	$995.50
URDDE4264/CP/XX	Rolling Door-Dead End Condition Clear Plastic Core	$751.63
URDDE4264/OP/XX	Rolling Door-Dead End Condition Opal Plastic Core	$824.01
URDDE4280/CP/XX	Rolling Door-Dead End Condition Clear Plastic Core	$968.77
URDDE4280/OP/XX	Rolling Door-Dead End Condition Opal Plastic Core	$1,012.19
URDNJ3664/CP/XX	Rolling Door-No Jamb Condition Clear Plastic Core	$528.93
URDNJ3664/OP/XX	Rolling Door-No Jamb Condition Opal Plastic Core	$595.74
URDNJ3680/CP/XX	Rolling Door-No Jamb Condition Clear Plastic Core	$740.49
URDNJ3680/OP/XX	Rolling Door-No Jamb Condition Opal Plastic Core	$796.17
URDNJ4264/CP/XX	Rolling Door-No Jamb Condition Clear Plastic Core	$540.06
URDNJ4264/OP/XX	Rolling Door-No Jamb Condition Opal Plastic Core	$612.44
URDNJ4280/CP/XX	Rolling Door-No Jamb Condition Clear Plastic Core	$757.20
URDNJ4280/OP/XX	Rolling Door-No Jamb Condition Opal Plastic Core	$812.88
URDT36.XX	Threshold - Rolling Door for use with Jamb Conditions 77-1/4"	$108.01
URDT42.XX	Threshold - Rolling Door for use with Jamb Conditions 89-1/4"	$108.01
URDTC.XX	Threshold - Rolling Door Continuous 96-1/4"	$75.72
URDTNJ36.XX	Threshold - Rolling Door for use with No-Jamb Conditions 83-1/4"	$108.01
URDTNJ42.XX	Threshold - Rolling Door for use with No-Jamb Conditions 95-1/4"	$108.01
URSR24/UN/LB/U/XX	24" Regular Shelf - Load Bar Mount	$112.46
URSR24/UN/PM/U/XX	24" Regular Shelf - Panel Mount/On Module	$100.24
URSR24/UN/UM/U/XX	24" Regular Shelf - Up Mount	$135.86
URSR30/UN/LB/U/XX	30" Regular Shelf - Load Bar Mount	$118.04
URSR30/UN/PM/U/XX	30" Regular Shelf - Panel Mount/On Module	$106.74
URSR30/UN/UM/U/XX	30" Regular Shelf - Up Mount	$138.08
URSR36/UN/LB/U/XX	36" Regular Shelf - Load Bar Mount	$123.60
URSR36/UN/PM/U/XX	36" Regular Shelf - Panel Mount/On Module	$110.09
URSR36/UN/UM/U/XX	36" Regular Shelf - Up Mount	$141.42
URSR42/UN/LB/U/XX	42" Regular Shelf - Load Bar Mount	$130.28
URSR42/UN/PM/U/XX	42" Regular Shelf - Panel Mount/On Module	$114.06
URSR42/UN/UM/U/XX	42" Regular Shelf - Up Mount	$146.99
URSR48/UN/LB/U/XX	48" Regular Shelf - Load Bar Mount	$135.86
URSR48/UN/PM/U/XX	48" Regular Shelf - Panel Mount/On Module	$122.54
URSR48/UN/UM/U/XX	48" Regular Shelf - Up Mount	$153.67
URSR60/UN/LB/U/XX	60" Regular Shelf - Load Bar Mount	$150.33
URSR60/UN/PM/U/XX	60" Regular Shelf - Panel Mount/On Module	$140.14
URSR60/UN/UM/U/XX	60" Regular Shelf - Up Mount	$174.82
USPLPL	Splice Plate - 24" & 30" Worksurface	$2.23
USPLPL.22	Splice Plate - 22" Worksurface	$8.74
UTBLI2448/74P/XX/PS/IXX/LXX/EXX	24 x 48 Freestanding Table With Insert 74P Edge	$419.80
UTBLI2460/74P/XX/PS/IXX/LXX/EXX	24 x 60 Freestanding Table With Insert 74P Edge	$443.19
UTBLI2472/74P/XX/PS/IXX/LXX/EXX	24 x 72 Freestanding Table With Insert 74P Edge	$467.68
UTBLI3048/74P/XX/PS/IXX/LXX/EXX	30 x 48 Freestanding Table With Insert 74P Edge	$444.30
UTBLI3060/74P/XX/PS/IXX/LXX/EXX	30 x 60 Freestanding Table With Insert 74P Edge	$478.82
UTBLI3072/74P/XX/PS/IXX/LXX/EXX	30 x 72 Freestanding Table With Insert 74P Edge	$503.31

NEW YORK LEGION COMPONENT PRICE LIST

Date: 8/1/2022

Part Number	Description	Unit Price
UTBLO2448/74P/XX/LXX/EXX	24 x 48 Freestanding Table Open Leg 74P Edge	$269.48
UTBLO2460/74P/XX/LXX/EXX	24 x 60 Freestanding Table Open Leg 74P Edge	$311.79
UTBLO2472/74P/XX/LXX/EXX	24 x 72 Freestanding Table Open Leg 74P Edge	$316.24
UTBLO3048/74P/XX/LXX/EXX	30 x 48 Freestanding Table Open Leg 74P Edge	$303.99
UTBLO3060/74P/XX/LXX/EXX	30 x 60 Freestanding Table Open Leg 74P Edge	$346.31
UTBLO3072/74P/XX/LXX/EXX	30 x 72 Freestanding Table Open Leg 74P Edge	$350.76
UTCCTBKTADA.XX	Bracket Kit For Transaction Corner 32" Countertop ADA	$48.44
UTCCTBKTSTD.XX	Bracket Kit For Transaction Corner Countertop	$61.80
UTCTBKTADA.XX	Bracket Kit For Transaction 32" Countertop ADA	$38.14
UTCTBKTADAX.XX	Bracket Kit For Transaction 32" Countertop 84" Only ADA	$56.51
UTCTBKTSTD.XX	Bracket Kit For Transaction Countertop	$52.34
UTCTBKTSTDX.XX	Bracket Kit For Transaction Countertop 84" Only	$77.95
UWSES.L.XX	Worksurface Edge Support with Lock - Left	$11.58
UWSES.R.XX	Worksurface Edge Support with Lock - Right	$11.58
UWTR1624/LN/74P/LXX/EXX	16 x 24 Straight Cntrtop for Stnd Hght Pnls Left Notch(TopOnly)	$91.65
UWTR1624/LRN/74P/LXX/EXX	16 x 24 Straight Cntrtop for Stnd Hght Pnls Lft&Rgt Notches(TopOnly)	$106.90
UWTR1624/NN/74P/LXX/EXX	16 x 24 Straight Cntrtop for Stnd Hght Pnls Standard Notch(Top Only)	$76.39
UWTR1624/RN/74P/LXX/EXX	16 x 24 Straight Cntrtop for Stnd Hght Pnls Right Notch(TopOnly)	$91.65
UWTR1630/LN/74P/LXX/EXX	16 x 30 Straight Cntrtop for Stnd Hght Pnls Left Notch(TopOnly)	$100.22
UWTR1630/LRN/74P/LXX/EXX	16 x 30 Straight Cntrtop for Stnd Hght Pnls Lft&Rgt Notches(TopOnly)	$115.81
UWTR1630/NN/74P/LXX/EXX	16 x 30 Straight Cntrtop for Stnd Hght Pnls Standard Notch(Top Only)	$84.63
UWTR1630/RN/74P/LXX/EXX	16 x 30 Straight Cntrtop for Stnd Hght Pnls Right Notch(TopOnly)	$100.22
UWTR1636/LN/74P/LXX/EXX	16 x 36 Straight Cntrtop for Stnd Hght Pnls Left Notch(TopOnly)	$112.46
UWTR1636/LRN/74P/LXX/EXX	16 x 36 Straight Cntrtop for Stnd Hght Pnls Lft&Rgt Notches(TopOnly)	$126.61
UWTR1636/NN/74P/LXX/EXX	16 x 36 Straight Cntrtop for Stnd Hght Pnls Standard Notch(Top Only)	$97.99
UWTR1636/RN/74P/LXX/EXX	16 x 36 Straight Cntrtop for Stnd Hght Pnls Right Notch(TopOnly)	$112.46
UWTR1642/LN/74P/LXX/EXX	16 x 42 Straight Cntrtop for Stnd Hght Pnls Left Notch(TopOnly)	$124.71
UWTR1642/LRN/74P/LXX/EXX	16 x 42 Straight Cntrtop for Stnd Hght Pnls Lft&Rgt Notches(TopOnly)	$140.31
UWTR1642/NN/74P/LXX/EXX	16 x 42 Straight Cntrtop for Stnd Hght Pnls Standard Notch(Top Only)	$109.13
UWTR1642/RN/74P/LXX/EXX	16 x 42 Straight Cntrtop for Stnd Hght Pnls Right Notch(TopOnly)	$124.71
UWTR1648/LN/74P/LXX/EXX	16 x 48 Straight Cntrtop for Stnd Hght Pnls Left Notch(TopOnly)	$132.51
UWTR1648/LRN/74P/LXX/EXX	16 x 48 Straight Cntrtop for Stnd Hght Pnls Lft&Rgt Notches(TopOnly)	$148.10
UWTR1648/NN/74P/LXX/EXX	16 x 48 Straight Cntrtop for Stnd Hght Pnls Standard Notch(Top Only)	$116.92
UWTR1648/RN/74P/LXX/EXX	16 x 48 Straight Cntrtop for Stnd Hght Pnls Right Notch(TopOnly)	$132.51
UWTR1654/LN/74P/LXX/EXX	16 x 54 Straight Cntrtop for Stnd Hght Pnls Left Notch(TopOnly)	$138.64
UWTR1654/LRN/74P/LXX/EXX	16 x 54 Straight Cntrtop for Stnd Hght Pnls Lft&Rgt Notches(TopOnly)	$153.67
UWTR1654/NN/74P/LXX/EXX	16 x 54 Straight Cntrtop for Stnd Hght Pnls Standard Notch(Top Only)	$122.49
UWTR1654/RN/74P/LXX/EXX	16 x 54 Straight Cntrtop for Stnd Hght Pnls Right Notch(TopOnly)	$138.64
UWTR1660/LN/74P/LXX/EXX	16 x 60 Straight Cntrtop for Stnd Hght Pnls Left Notch(TopOnly)	$163.69
UWTR1660/LRN/74P/LXX/EXX	16 x 60 Straight Cntrtop for Stnd Hght Pnls Lft&Rgt Notches(TopOnly)	$179.28
UWTR1660/NN/74P/LXX/EXX	16 x 60 Straight Cntrtop for Stnd Hght Pnls Standard Notch(Top Only)	$148.10
UWTR1660/RN/74P/LXX/EXX	16 x 60 Straight Cntrtop for Stnd Hght Pnls Right Notch(TopOnly)	$163.69
UWTR1666/LN/74P/LXX/EXX	16 x 66 Straight Cntrtop for Stnd Hght Pnls Left Notch(TopOnly)	$185.96
UWTR1666/LRN/74P/LXX/EXX	16 x 66 Straight Cntrtop for Stnd Hght Pnls Lft&Rgt Notches(TopOnly)	$200.43
UWTR1666/NN/74P/LXX/EXX	16 x 66 Straight Cntrtop for Stnd Hght Pnls Standard Notch(Top Only)	$170.37
UWTR1666/RN/74P/LXX/EXX	16 x 66 Straight Cntrtop for Stnd Hght Pnls Right Notch(TopOnly)	$185.96
UWTR1672/LN/74P/LXX/EXX	16 x 72 Straight Cntrtop for Stnd Hght Pnls Left Notch(TopOnly)	$188.18
UWTR1672/LRN/74P/LXX/EXX	16 x 72 Straight Cntrtop for Stnd Hght Pnls Lft&Rgt Notches(TopOnly)	$202.67
UWTR1672/NN/74P/LXX/EXX	16 x 72 Straight Cntrtop for Stnd Hght Pnls Standard Notch(Top Only)	$172.60
UWTR1672/RN/74P/LXX/EXX	16 x 72 Straight Cntrtop for Stnd Hght Pnls Right Notch(TopOnly)	$188.18
UWTR1678/LN/74P/LXX/EXX	16 x 78 Straight Cntrtop for Stnd Hght Pnls Left Notch(TopOnly)	$249.43
UWTR1678/LRN/74P/LXX/EXX	16 x 78 Straight Cntrtop for Stnd Hght Pnls Lft&Rgt Notches(TopOnly)	$265.02
UWTR1678/NN/74P/LXX/EXX	16 x 78 Straight Cntrtop for Stnd Hght Pnls Standard Notch(Top Only)	$232.72
UWTR1678/RN/74P/LXX/EXX	16 x 78 Straight Cntrtop for Stnd Hght Pnls Right Notch(TopOnly)	$249.43
UWTR1684/LN/74P/LXX/EXX	16 x 84 Straight Cntrtop for Stnd Hght Pnls Left Notch(TopOnly)	$249.43

NEW YORK LEGION COMPONENT PRICE LIST

Date: 8/1/2022

Part Number	Description	Unit Price
UWTR1684/LRN/74P/LXX/EXX	16 x 84 Straight Cntrtop for Stnd Hght Pnls Lft&Rgt Notches(TopOnly)	$262.79
UWTR1684/NN/74P/LXX/EXX	16 x 84 Straight Cntrtop for Stnd Hght Pnls Standard Notch(Top Only)	$234.96
UWTR1684/RN/74P/LXX/EXX	16 x 84 Straight Cntrtop for Stnd Hght Pnls Right Notch(TopOnly)	$249.43
UWTR321624/LN/74P/LXX/EXX	16 x 24 Straight Countertop for 32" HghtPnls Left Notch(Top Only)	$91.65
UWTR321624/LRN/74P/LXX/EXX	16 x 24 Straight Countertop 32" HghtPnls Lft&Rgt Notches(Top Only)	$106.90
UWTR321624/NN/74P/LXX/EXX	16 x 24 Straight Countertop for 32" HghtPnls Stndrd Notch(Top Only)	$76.39
UWTR321624/RN/74P/LXX/EXX	16 x 24 Straight Countertop for 32" HghtPnls Right Notch(Top Only)	$91.65
UWTR321630/LN/74P/LXX/EXX	16 x 30 Straight Countertop for 32" HghtPnls Left Notch(Top Only)	$100.22
UWTR321630/LRN/74P/LXX/EXX	16 x 30 Straight Countertop 32" HghtPnls Lft&Rgt Notches(Top Only)	$115.81
UWTR321630/NN/74P/LXX/EXX	16 x 30 Straight Countertop for 32" HghtPnls Stndrd Notch(Top Only)	$84.63
UWTR321630/RN/74P/LXX/EXX	16 x 30 Straight Countertop for 32" HghtPnls Right Notch(Top Only)	$100.22
UWTR321636/LN/74P/LXX/EXX	16 x 36 Straight Countertop for 32" HghtPnls Left Notch(Top Only)	$112.46
UWTR321636/LRN/74P/LXX/EXX	16 x 36 Straight Countertop 32" HghtPnls Lft&Rgt Notches(Top Only)	$126.95
UWTR321636/NN/74P/LXX/EXX	16 x 36 Straight Countertop for 32" HghtPnls Stndrd Notch(Top Only)	$97.99
UWTR321636/RN/74P/LXX/EXX	16 x 36 Straight Countertop for 32" HghtPnls Right Notch(Top Only)	$112.46
UWTR321642/LN/74P/LXX/EXX	16 x 42 Straight Countertop for 32" HghtPnls Left Notch(Top Only)	$124.71
UWTR321642/LRN/74P/LXX/EXX	16 x 42 Straight Countertop 32" HghtPnls Lft&Rgt Notches(Top Only)	$140.31
UWTR321642/NN/74P/LXX/EXX	16 x 42 Straight Countertop for 32" HghtPnls Stndrd Notch(Top Only)	$109.13
UWTR321642/RN/74P/LXX/EXX	16 x 42 Straight Countertop for 32" HghtPnls Right Notch(Top Only)	$124.71
UWTR321648/LN/74P/LXX/EXX	16 x 48 Straight Countertop for 32" HghtPnls Left Notch(Top Only)	$132.51
UWTR321648/LRN/74P/LXX/EXX	16 x 48 Straight Countertop 32" HghtPnls Lft&Rgt Notches(Top Only)	$148.10
UWTR321648/NN/74P/LXX/EXX	16 x 48 Straight Countertop for 32" HghtPnls Stndrd Notch(Top Only)	$116.92
UWTR321648/RN/74P/LXX/EXX	16 x 48 Straight Countertop for 32" HghtPnls Right Notch(Top Only)	$132.51
UWTR321654/LN/74P/LXX/EXX	16 x 54 Straight Countertop for 32" HghtPnls Left Notch(Top Only)	$138.64
UWTR321654/LRN/74P/LXX/EXX	16 x 54 Straight Countertop 32" HghtPnls Lft&Rgt Notches(Top Only)	$153.67
UWTR321654/NN/74P/LXX/EXX	16 x 54 Straight Countertop for 32" HghtPnls Stndrd Notch(Top Only)	$122.49
UWTR321654/RN/74P/LXX/EXX	16 x 54 Straight Countertop for 32" HghtPnls Right Notch(Top Only)	$138.64
UWTR321660/LN/74P/LXX/EXX	16 x 60 Straight Countertop for 32" HghtPnls Left Notch(Top Only)	$163.69
UWTR321660/LRN/74P/LXX/EXX	16 x 60 Straight Countertop 32" HghtPnls Lft&Rgt Notches(Top Only)	$179.28
UWTR321660/NN/74P/LXX/EXX	16 x 60 Straight Countertop for 32" HghtPnls Stndrd Notch(Top Only)	$148.10
UWTR321660/RN/74P/LXX/EXX	16 x 60 Straight Countertop for 32" HghtPnls Right Notch(Top Only)	$163.69
UWTR321666/LN/74P/LXX/EXX	16 x 66 Straight Countertop for 32" HghtPnls Left Notch(Top Only)	$185.96
UWTR321666/LRN/74P/LXX/EXX	16 x 66 Straight Countertop 32" HghtPnls Lft&Rgt Notches(Top Only)	$200.43
UWTR321666/NN/74P/LXX/EXX	16 x 66 Straight Countertop for 32" HghtPnls Stndrd Notch(Top Only)	$170.37
UWTR321666/RN/74P/LXX/EXX	16 x 66 Straight Countertop for 32" HghtPnls Right Notch(Top Only)	$185.96
UWTR321672/LN/74P/LXX/EXX	16 x 72 Straight Countertop for 32" HghtPnls Left Notch(Top Only)	$188.18
UWTR321672/LRN/74P/LXX/EXX	16 x 72 Straight Countertop 32" HghtPnls Lft&Rgt Notches(Top Only)	$202.67
UWTR321672/NN/74P/LXX/EXX	16 x 72 Straight Countertop for 32" HghtPnls Stndrd Notch(Top Only)	$172.60
UWTR321672/RN/74P/LXX/EXX	16 x 72 Straight Countertop for 32" HghtPnls Right Notch(Top Only)	$188.18
UWTR321678/LN/74P/LXX/EXX	16 x 78 Straight Countertop for 32" HghtPnls Left Notch(Top Only)	$249.43
UWTR321678/LRN/74P/LXX/EXX	16 x 78 Straight Countertop 32" HghtPnls Lft&Rgt Notches(Top Only)	$265.02
UWTR321678/NN/74P/LXX/EXX	16 x 78 Straight Countertop for 32" HghtPnls Stndrd Notch(Top Only)	$232.72
UWTR321678/RN/74P/LXX/EXX	16 x 78 Straight Countertop for 32" HghtPnls Right Notch(Top Only)	$249.43
UWTR321684/LN/74P/LXX/EXX	16 x 84 Straight Countertop for 32" HghtPnls Left Notch(Top Only)	$249.43
UWTR321684/LRN/74P/LXX/EXX	16 x 84 Straight Countertop 32" HghtPnls Lft&Rgt Notches(Top Only)	$262.79
UWTR321684/NN/74P/LXX/EXX	16 x 84 Straight Countertop for 32" HghtPnls Stndrd Notch(Top Only)	$234.96
UWTR321684/RN/74P/LXX/EXX	16 x 84 Straight Countertop for 32" HghtPnls Right Notch(Top Only)	$249.43
UWTRC1624/LN/74P/LXX/EXX	16 x 24 Corner Cntrtop for Stnd Hght Pnls Left Notch(TopOnly)	$301.77
UWTRC1624/LRN/74P/LXX/EXX	16 x 24 Corner Cntrtop for Stnd Hght Pnls Lft&Rgt Notches(TopOnly)	$318.47
UWTRC1624/NN/74P/LXX/EXX	16 x 24 Corner Cntrtop for Stnd Hght Pnls Standard Notch(Top Only)	$286.17
UWTRC1624/RN/74P/LXX/EXX	16 x 24 Corner Cntrtop for Stnd Hght Pnls Right Notch(TopOnly)	$301.77
UWTRC1630/LN/74P/LXX/EXX	16 x 30 Corner Cntrtop for Stnd Hght Pnls Left Notch(TopOnly)	$330.71
UWTRC1630/LRN/74P/LXX/EXX	16 x 30 Corner Cntrtop for Stnd Hght Pnls Lft&Rgt Notches(TopOnly)	$347.42
UWTRC1630/NN/74P/LXX/EXX	16 x 30 Corner Cntrtop for Stnd Hght Pnls Standard Notch(Top Only)	$315.13
UWTRC1630/RN/74P/LXX/EXX	16 x 30 Corner Cntrtop for Stnd Hght Pnls Right Notch(TopOnly)	$330.71

NEW YORK LEGION COMPONENT PRICE LIST

Date: 8/1/2022

Part Number	Description	Unit Price
UWTRC1636/LN/74P/LXX/EXX	16 x 36 Corner Cntrtop for Stnd Hght Pnls Left Notch(TopOnly)	$348.53
UWTRC1636/LRN/74P/LXX/EXX	16 x 36 Corner Cntrtop for Stnd Hght Pnls Lft&Rgt Notches(TopOnly)	$365.24
UWTRC1636/NN/74P/LXX/EXX	16 x 36 Corner Cntrtop for Stnd Hght Pnls Standard Notch(Top Only)	$332.95
UWTRC1636/RN/74P/LXX/EXX	16 x 36 Corner Cntrtop for Stnd Hght Pnls Right Notch(TopOnly)	$348.53
UWTRC321624/LN/74P/LXX/EXX	16 x 24 Corner Countertop for 32" HghtPnls Left Notch(Top Only)	$301.77
UWTRC321624/LRN/74P/LXX/EXX	16 x 24 Corner Countertop 32" HghtPnls Lft&Rgt Notches(Top Only)	$318.47
UWTRC321624/NN/74P/LXX/EXX	16 x 24 Corner Countertop for 32" HghtPnls Stndrd Notch(Top Only)	$286.17
UWTRC321624/RN/74P/LXX/EXX	16 x 24 Corner Countertop for 32" HghtPnls Right Notch(Top Only)	$301.77
UWTRC321630/LN/74P/LXX/EXX	16 x 30 Corner Countertop for 32" HghtPnls Left Notch(Top Only)	$330.71
UWTRC321630/LRN/74P/LXX/EXX	16 x 30 Corner Countertop 32" HghtPnls Lft&Rgt Notches(Top Only)	$347.42
UWTRC321630/NN/74P/LXX/EXX	16 x 30 Corner Countertop for 32" HghtPnls Stndrd Notch(Top Only)	$315.13
UWTRC321630/RN/74P/LXX/EXX	16 x 30 Corner Countertop for 32" HghtPnls Right Notch(Top Only)	$330.71
UWTRC321636/LN/74P/LXX/EXX	16 x 36 Corner Countertop for 32" HghtPnls Left Notch(Top Only)	$348.53
UWTRC321636/LRN/74P/LXX/EXX	16 x 36 Corner Countertop 32" HghtPnls Lft&Rgt Notches(Top Only)	$365.24
UWTRC321636/NN/74P/LXX/EXX	16 x 36 Corner Countertop for 32" HghtPnls Stndrd Notch(Top Only)	$332.95
UWTRC321636/RN/74P/LXX/EXX	16 x 36 Corner Countertop for 32" HghtPnls Right Notch(Top Only)	$348.53

NEW YORK NAVIGATOR (ON-THE-GO) MODEL PRICE LIST

Date: 8/1/2022

NAVIGATOR (ON-THE-GO)

NAVIGATOR (WITH CASTERS)

CI-TGNA	***Navigator No Arm***
CI-TGTAR(L)	***Navigator With Tablet Arm (Right or Left Handed)***
CI-TGWA	***Navigator With Arm***
PB, UB	***Poly Back, Upholsterable Back***
US	***Upholsterable Seat***
XX	***Frame Color***
SXX/AXX	***Shell Color, Arm Color***
C	***Casters-BLACK ONLY (For Soft Casters, replace C with S)***
PW, LW/LXX	***Plastic Tablet Wksf, Laminate Tablet Wksf***
FAMILY NAME:	***TGUKD***

Model Number	Description	Price
CI-TGNAPB/US/XX/SXX/C	Navigator Armless Chair With Poly Back With Casters	$126.89
CI-TGNAUB/US/XX/SXX/C	Navigator Armless Chair With Upholsterable Back With Casters	$134.71
CI-TGTALPB/US/XX/SXX/C/LW/LXX	Navigator Laminate TabletArm (Left Hand) w/Poly Back w/Casters	$282.22
CI-TGTALPB/US/XX/SXX/C/PW	Navigator Plastic Tablet Arm (Left Hand) w/Poly Back w/Casters	$254.34
CI-TGTALUB/US/XX/SXX/C/LW/LXX	Navigator Laminate TabletArm (LftHnd) w/UpholsterableBack w/Cstrs	$290.04
CI-TGTALUB/US/XX/SXX/C/PW	Navigator Plastic TabletArm (Left Hand) w/UpholsterableBack w/Cstrs	$262.16
CI-TGTARPB/US/XX/SXX/C/LW/LXX	Navigator Laminate TabletArm (Right Hand) w/Poly Back w/Casters	$282.22
CI-TGTARPB/US/XX/SXX/C/PW	Navigator Plastic Tablet Arm (Right Hand) w/Poly Back w/Casters	$254.34
CI-TGTARUB/US/XX/SXX/C/LW/LXX	Navigator LaminateTabletArm(RgtHnd) w/UpholsterableBack w/Cstrs	$290.04
CI-TGTARUB/US/XX/SXX/C/PW	Navigator Plastic Tablet Arm (RgtHand) w/UpholsterableBack w/Cstrs	$262.16
CI-TGWAPB/US/XX/SXX/AXX/C	Navigator Chair With Arms & Poly Back With Casters	$138.63
CI-TGWAUB/US/XX/SXX/AXX/C	Navigator Chair With Arms & Upholsterable Back With Casters	$146.45

NAVIGATOR (WITH GLIDES)

CI-TGNA	***Navigator No Arm***
CI-TGTAR(L)	***Navigator With Tablet Arm (Right or Left Handed)***
CI-TGWA	***Navigator With Arm***
PB, UB	***Poly Back, Upholsterable Back***
US	***Upholsterable Seat***
XX	***Frame Color***
SXX/AXX	***Shell Color, Arm Color***
G	***Glides***
PW, LW/LXX	***Plastic Tablet Wksf, Laminate Tablet Wksf***
FAMILY NAME:	***TGUKD***

Model Number	Description	Price
CI-TGNAPB/US/XX/SXX/G	Navigator Armless Chair With Poly Back With Glides	$133.33
CI-TGNAUB/US/XX/SXX/G	Navigator Armless Chair With Upholsterable Back With Glides	$141.15
CI-TGTALPB/US/XX/SXX/G/LW/LXX	Navigator Laminate Tablet Arm (Left Hand) With Poly Back With Glds	$288.66
CI-TGTALPB/US/XX/SXX/G/PW	Navigator Plastic Tablet Arm (Left Hand) With Poly Back With Glides	$260.78
CI-TGTALUB/US/XX/SXX/G/LW/LXX	Navigator Laminate Tablet Arm (LftHnd) w/UpholsterableBack w/Glds	$296.48
CI-TGTALUB/US/XX/SXX/G/PW	Navigator Plastic Tablet Arm (LeftHand) w/UpholsterableBack w/Glds	$268.60
CI-TGTARPB/US/XX/SXX/G/LW/LXX	Navigator Laminate Tablet Arm (Right Hand) With Poly Back w/ Glds	$288.66
CI-TGTARPB/US/XX/SXX/G/PW	Navigator Plastic Tablet Arm (Right Hand) With Poly Back w/ Glides	$260.78
CI-TGTARUB/US/XX/SXX/G/LW/LXX	Navigator LaminateTabletArm (RgtHnd) w/UpholsterableBack w/Glds	$296.48
CI-TGTARUB/US/XX/SXX/G/PW	Navigator Plastic Tablet Arm (RgtHand) w/UpholsterableBack w/Glds	$268.60
CI-TGWAPB/US/XX/SXX/AXX/G	Navigator Chair With Arms & Poly Back With Glides	$145.07
CI-TGWAUB/US/XX/SXX/AXX/G	Navigator Chair With Arms & Upholsterable Back With Glides	$152.89

NEW YORK NAVIGATOR AIR MODEL PRICE LIST

Date: 8/1/2022

NAVIGATOR AIR

NAVIGATOR AIR TASK

CI-TAPDNA	***Navigator Air Task No Arm***
CI-TAPDWA	***Navigator Air Task With Arm***
BL	***Frame Color - Always BLACK***
XXMH	***Mesh Color (BL=Black or GR=Grey)***
C or S	***C=Carpet Casters, S=Hard Floor Casters***
FAMILY NAME:	***TAPKD***

Model Number	Description	Price
CI-TAPDNA/BL/XXMH/C	Navigator Air Task Armless Chair Carpet Casters	$173.97
CI-TAPDNA/BL/XXMH/S	Navigator Air Task Armless Chair Hard Floor Casters	$178.97
CI-TAPDWA/BL/XXMH/C	Navigator Air Task Arm Chair Carpet Casters	$186.81
CI-TAPDWA/BL/XXMH/S	Navigator Air Task Arm Chair Hard Floor Casters	$191.81

NAVIGATOR AIR STOOL

CI-TASPNA	***Navigator Air Stool No Arm***
CI-TASPWA	***Navigator Air Stool With Arm***
BL	***Frame Color - Always BLACK***
XXMH	***Mesh Color (BL=Black or GR=Grey)***
C or S	***C=Carpet Casters, S=Hard Floor Casters***
FAMILY NAME:	***TASPKD***

Model Number	Description	Price
CI-TASPNA/BL/XXMH/C	Navigator Air Stool Armless Chair Carpet Casters	$212.53
CI-TASPNA/BL/XXMH/S	Navigator Air Stool Armless Chair Hard Floor Casters	$217.53
CI-TASPWA/BL/XXMH/C	Navigator Air Stool Arm Chair Carpet Casters	$225.01
CI-TASPWA/BL/XXMH/S	Navigator Air Stool Arm Chair Hard Floor Casters	$230.01

NAVIGATOR AIR FOUR LEG

CI-TALNA	***Navigator Air Four Leg No Arm***
CI-TALTAL or CI-TALTAR	***Navigator Air Four Leg Tablet Arm (Left or Right)***
CI-TALWA	***Navigator Air Four Leg With Arm***
XX	***Frame Color***
XXMH	***Mesh Color (BL=Black or GR=Grey)***
P or S	***P=Plastic Glides, S=Stainless Steel Glides***
LXX	***Tablet Arm Laminate Color***
FAMILY NAME:	***TALKD***

Model Number	Description	Price
CI-TALNA/XX/XXMH/P	Navigator Air Four Leg Armless Chair Plastic Glides	$152.71
CI-TALNA/XX/XXMH/S	Navigator Air Four Leg Armless Chair Stainless Steel Glides	$152.03
CI-TALTAL/XX/XXMH/P/LXX	Navigator Air Four Leg FlipUp Tablet ArmChair LeftHand PlasticGlds	$219.02
CI-TALTAL/XX/XXMH/S/LXX	Navigator Air Four Leg FlipUp TabArm Chair LeftHand StnlsStlGlds	$218.34
CI-TALTAR/XX/XXMH/P/LXX	Navigator Air Four Leg FlipUp Tablet Arm ChairRgtHand Plstic Glds	$219.02
CI-TALTAR/XX/XXMH/S/LXX	Navigator Air Four Leg FlipUp TabletArmChairRgtHand StnlsStlGlds	$218.34
CI-TALWA/XX/XXMH/P	Navigator Air Four Leg Arm Chair Plastic Glides	$165.19
CI-TALWA/XX/XXMH/S	Navigator Air Four Leg Arm Chair Stainless Steel Glides	$164.51

NEW YORK NAVIGATOR AIR MODEL PRICE LIST

Date: 8/1/2022

NAVIGATOR AIR NESTING

CI-TANNA	***Navigator Air Nesting No Arm***
CI-TANWA	***Navigator Air Nesting With Arm***
CI-TANTARFT/CI-TANTALFT	***Navigator Air Nesting With Tablet Arm***
XX	***Frame Color***
XXMH	***Mesh Color (BL=Black or GR=Grey)***
C or S or G	***C=Carpet Casters, S=Hard Floor Casters, G=Glides***
LXX	***Tablet Arm Laminate Color***
FAMILY NAME:	***TANKD***

Model Number	Description	Price
CI-TANNA/XX/XXMH/C	Navigator Air Nesting No Arms Chair Carpet Casters	$175.76
CI-TANNA/XX/XXMH/G	Navigator Air Nesting No Arms Chair Glides	$182.20
CI-TANNA/XX/XXMH/S	Navigator Air Nesting No Arms Chair Hard Floor Casters	$179.76
CI-TANTALFT/XX/XXMH/C/LXX	Navigator Air Nesting Flip-up Tablet Arm Left Chair Carpet Casters	$247.31
CI-TANTALFT/XX/XXMH/G/LXX	Navigator Air Nesting Flip-up Tablet Arm Left Chair Glides	$253.75
CI-TANTALFT/XX/XXMH/S/LXX	Navigator Air Nesting Flip-up TabletArm Left Chair Hard Floor Cstrs	$251.31
CI-TANTALPT/XX/XXMH/C	Navigator Air Nesting Piretti TabArmLeft (Flip&Fold)ChairCrptCstrs	$305.80
CI-TANTALPT/XX/XXMH/G	Navigator Air Nesting Piretti Tablet Arm Left(Flip&Fold) ChairGlds	$312.24
CI-TANTALPT/XX/XXMH/S	Navigator Air Nesting Piretti TabArmLft Chair(Flip&Fold)HrdFlrCstrs	$309.80
CI-TANTARFT/XX/XXMH/C/LXX	Navigator Air Nesting Flip-up TabletArm Right Chair Carpet Casters	$247.31
CI-TANTARFT/XX/XXMH/G/LXX	Navigator Air Nesting Flip-up Tablet Arm Right Chair Glides	$253.75
CI-TANTARFT/XX/XXMH/S/LXX	Navigator Air Nesting Flip-up TabletArm Right Chair HardFloorCstrs	$251.31
CI-TANTARPT/XX/XXMH/C	Navigator Air Nesting Piretti TabArmRight (Flip&Fold)ChairCrptCstrs	$305.80
CI-TANTARPT/XX/XXMH/G	Navigator Air Nesting Piretti TabletArm Right(Flip&Fold) ChairGlds	$312.24
CI-TANTARPT/XX/XXMH/S	Navigator Air Nesting Piretti TabArmRgt Chair(Flip&Fold)HrdFlrCstrs	$309.80
CI-TANWA/XX/XXMH/C	Navigator Air Nesting With Arms Chair Carpet Casters	$192.12
CI-TANWA/XX/XXMH/G	Navigator Air Nesting With Arms Chair Glides	$198.56
CI-TANWA/XX/XXMH/S	Navigator Air Nesting With Arms Chair Hard Floor Casters	$196.12

NAVIGATOR AIR SLED BASE

CI-TASNA	***Navigator Air Sled No Arm***
CI-TASWA	***Navigator Air Sled With Arm***
CI-TASTAR/CI-TASTAL	***Navigator Air Sled With Tablet Arm***
XX	***Frame Color***
XXMH	***Mesh Color (BL=Black or GR=Grey)***
GBL, GNM, GNS, GSS	***GBL=Plastic Glds, GNM=Non-Marring Gld, GNS=Non-Skid Gld, GSS=Stnls Stl Gld, GNG=No Glides***
LXX	***Tablet Arm Laminate Color***
FAMILY NAME:	***TASKD***

Model Number	Description	Price
CI-TASNA/XX/XXMH/GBL	Navigator Air Sled Base Armless Chair Plastic Glides	$167.44
CI-TASNA/XX/XXMH/GNG	Navigator Air Sled Base Armless Chair No Glides	$165.72
CI-TASNA/XX/XXMH/GNM	Navigator Air Sled Base Armless Chair Non-Marring Glides	$167.44
CI-TASNA/XX/XXMH/GNS	Navigator Air Sled Base Armless Chair Non-Skid Glides	$173.96
CI-TASNA/XX/XXMH/GSS	Navigator Air Sled Base Armless Chair Stainless Steel Glides	$173.28
CI-TASTAL/XX/XXMH/GBL/LXX	Navigator Air Sled Base FlipUp Tablet Arm Chair Left PlstcGlds	$253.28
CI-TASTAL/XX/XXMH/GNG/LXX	Navigator Air Sled Base FlipUp Tablet Arm Chair Left No Glds	$251.56
CI-TASTAL/XX/XXMH/GNM/LXX	Navigator Air Sled Base FlipUp TabletArm ChairLft NonMarringGlds	$253.28
CI-TASTAL/XX/XXMH/GNS/LXX	Navigator Air Sled Base FlipUp Tablet Arm Chair Left NonSkid Glds	$259.24
CI-TASTAL/XX/XXMH/GSS/LXX	Navigator Air Sled Base FlipUp TabletArmChair Lft StainlessStlGlds	$259.12
CI-TASTAR/XX/XXMH/GBL/LXX	Navigator Air Sled Base FlipUp Tablet Arm Chair Right Plastic Glds	$253.28
CI-TASTAR/XX/XXMH/GNG/LXX	Navigator Air Sled Base FlipUp Tablet Arm Chair Right No Glds	$251.56
CI-TASTAR/XX/XXMH/GNM/LXX	Navigator Air Sled Base FlipUp TabletArmChairRgt NonMarringGlds	$253.28
CI-TASTAR/XX/XXMH/GNS/LXX	Navigator Air Sled Base FlipUp Tablet Arm ChairRight NonSkidGlds	$259.24
CI-TASTAR/XX/XXMH/GSS/LXX	Navigator Air Sled Base FlipUp TabletArmChair Rgt StainlessStlGlds	$259.12
CI-TASWA/XX/XXMH/GBL	Navigator Air Sled Base With Arms Chair Plastic Glides	$179.92
CI-TASWA/XX/XXMH/GNG	Navigator Air Sled Base With Arms Chair No Glides	$178.20

NEW YORK NAVIGATOR AIR MODEL PRICE LIST

Date: 8/1/2022

CI-TASWA/XX/XXMH/GNM	Navigator Air Sled Base With Arms Chair Non-Marring Glides	$179.92
CI-TASWA/XX/XXMH/GNS	Navigator Air Sled Base With Arms Chair Non-Skid Glides	$186.44
CI-TASWA/XX/XXMH/GSS	Navigator Air Sled Base With Arms Chair Stainless Steel Glides	$185.76

NEW YORK OCCUPY MODEL PRICE LIST

Date: 8/1/2022

OCCUPY

OCCUPY CHAIRS

OC84	***Occupy Chair Kit***
Q0	***No Arm***
QB	***With Arms***
MXX	***Mesh Back (Black (BL) or Cool Grey (CG) Only)***
FAMILY NAME:	***OC84***

Model Number	Description	Price
OC84Q0/MXX	Occupy No Arms Chair Kit Mesh Back	$231.61
OC84QB/MXX	Occupy With Arms Chair Kit Mesh Back	$260.57

OCCUPY STOOLS

OC94	***Occupy Stool Kit***
Q0	***No Arm***
QB	***With Arms***
MXX	***Mesh Back (Black (BL) or Cool Grey (CG) Only)***
FAMILY NAME:	***OC94***

Model Number	Description	Price
OC94Q0/MXX	Occupy No Arms Stool Kit Mesh Back	$273.93
OC94QB/MXX	Occupy With Arms Stool Kit Mesh Back	$303.99

NEW YORK PILOT MODEL PRICE LIST

Date: 8/1/2022

PILOT

PILOT TASK

CI.PLTTSK ***Pilot Task***
S, G ***S=Universal Casters, G=Glides***
NOTE: ***Arm Color - Only Available as Black(BL), Base Color - Only Available as Black***
NOTE: ***Correctional Industry Program Supplies Fabric and Completes Upholstery***
FAMILY NAME: ***PILT***

Model Number	Description	Price
CI.PLTTSK/JR77/G	Pilot Task Adjustable Task Arm (JR77) Glides	$390.53
CI.PLTTSK/JR77/S	Pilot Task Adjustable Task Arm (JR77) Universal Casters	$390.53
CI.PLTTSK/JRPDLA/G	Pilot Task Break Away (JRPDLA) Glides	$444.30
CI.PLTTSK/JRPDLA/S	Pilot Task Break Away (JRPDLA) Universal Casters	$444.30
CI.PLTTSK/KR200M/G	Pilot Task Fully Adjustable Task (KR200M) Glides	$424.43
CI.PLTTSK/KR200M/S	Pilot Task Fully Adjustable Task (KR200M) Universal Casters	$424.43
CI.PLTTSK/KR48/G	Pilot Task Loop Arm (KR48) Glides	$390.53
CI.PLTTSK/KR48/S	Pilot Task Loop Arm (KR48) Universal Casters	$390.53
CI.PLTTSK/KR72/G	Pilot Task Adjustable Loop Arm (KR72) Glides	$388.18
CI.PLTTSK/KR72/S	Pilot Task Adjustable Loop Arm (KR72) Universal Casters	$388.18
CI.PLTTSK/NA/G	Pilot Task No Arms Glides	$327.38
CI.PLTTSK/NA/S	Pilot Task No Arms Universal Casters	$327.38
KR200M	Fully Adjustable Task Arm Set	$97.05

PILOT STOOL

CI.PLTSTL ***Pilot Stool***
S, G ***S=Universal Casters, G=Glides***
NOTE: ***Arm Color - Only Available as Black (BL), Base Color - Only Available as Chrome***
NOTE: ***Correctional Industry Program Supplies Fabric and Completes Upholstery***
FAMILY NAME: ***PILT***

Model Number	Description	Price
CI.PLTSTL/JR77/G	Pilot Stool Adjustable Task Arm (JR77) Glides	$439.64
CI.PLTSTL/JR77/S	Pilot Stool Adjustable Task Arm (JR77) Universal Casters	$439.64
CI.PLTSTL/JRPDLA/G	Pilot Stool Break Away (JRPDLA) Glides	$493.41
CI.PLTSTL/JRPDLA/S	Pilot Stool Break Away (JRPDLA) Universal Casters	$493.41
CI.PLTSTL/KR200M/G	Pilot Stool Fully Adjustable Task (KR200M) Glides	$473.54
CI.PLTSTL/KR200M/S	Pilot Stool Fully Adjustable Task (KR200M) Universal Casters	$473.54
CI.PLTSTL/KR48/G	Pilot Stool Loop Arm (KR48) Glides	$439.64
CI.PLTSTL/KR48/S	Pilot Stool Loop Arm (KR48) Universal Casters	$439.64
CI.PLTSTL/KR72/G	Pilot Stool Adjustable Loop Arm (KR72) Glides	$437.29
CI.PLTSTL/KR72/S	Pilot Stool Adjustable Loop Arm (KR72) Universal Casters	$437.29
CI.PLTSTL/NA/G	Pilot Stool No Arms Glides	$376.49
CI.PLTSTL/NA/S	Pilot Stool No Arms Universal Casters	$376.49

PILOT XL

CI.PILOT ***Pilot Seating***
U, G ***U=Universal Caster (Carpet/Hard Floor), G=Glides***
NOTE: ***Arm Color - Only Available as Black (BL), Base Color - Only Available as Dark Grey Epoxy***
NOTE: ***Correctional Industry Program Supplies Fabric and Completes Upholstery***
FAMILY NAME: ***PILT***

Model Number	Description	Price
CI.PILOT/JR77/G/BL	Pilot XL Adjustable Task Arm (JR77) Chair - Glides	$494.58
CI.PILOT/JR77/U/BL	Pilot XL Adjustable Task Arm (JR77) Chair - Universal Casters	$494.58
CI.PILOT/JRPDLA/G/BL	Pilot XL Break Away (JRPDLA) Arm Chair - Glides	$548.35
CI.PILOT/JRPDLA/U/BL	Pilot XL Break Away (JRPDLA) Arm Chair - Universal Casters	$548.35
CI.PILOT/KR300/G/BL	Pilot XL Fully Adjustable Task (KR300) Arm Chair - Glides	$505.09
CI.PILOT/KR300/U/BL	Pilot XL Fully Adjustable Task (KR300) Arm Chair-Universal Casters	$505.09

CI.PILOT/KR48/G/BL	Pilot XL Loop Arm (KR48) Chair - Glides	$494.58
CI.PILOT/KR48/U/BL	Pilot XL Loop Arm (KR48) Chair - Universal Casters	$494.58
CI.PILOT/KR72/G/BL	Pilot XL Adjustable Loop Arm (KR72) Chair - Glides	$492.23
CI.PILOT/KR72/U/BL	Pilot XL Adjustable Loop Arm (KR72) Chair - Universal Casters	$492.23
CI.PILOT/NA/G/BL	Pilot XL Armless Chair - Glides	$431.43
CI.PILOT/NA/U/BL	Pilot XL Armless Chair - Universal Casters	$431.43
JR77	Height Adjustable Arm Set	$63.15
JRPD.LA	Break Away Arm Set	$116.92
KR300	Fully Adjustable Task Arm Set	$73.66

PILOT XL STOOL SPIDER BASE

CI.PILOTSTXL ***Pilot XL Stool Spider Base***

U, G ***U=Universal Caster (Carpet/Hard Floor), G=Glides***

NOTE: ***Arm Color - Only Available as Black (BL), Base Color - Only Available as Black***

NOTE: ***Correctional Industry Program Supplies Fabric and Completes Upholstery***

FAMILY NAME: ***PILT***

Model Number	Description	Price
CI.PILOTSTXL/JR77/G/BL	Pilot XL Stool Spider Base Adj Task Arm (JR77)-Glides	$639.57
CI.PILOTSTXL/JR77/U/BL	Pilot XL Stool Spider Base Adj Task Arm (JR77)-Universal Casters	$639.57
CI.PILOTSTXL/JRPDLA/G/BL	Pilot XL Stool Spider Base Break Away Arm(JRPDLA)-Glides	$693.34
CI.PILOTSTXL/JRPDLA/U/BL	Pilot XL Stool Spider Base BreakAway Arm(JRPDLA)-UniversalCstrs	$693.34
CI.PILOTSTXL/KR300/G/BL	Pilot XL Stool Spider Base Fully Adj TaskArm(KR300)Chair-Glides	$650.08
CI.PILOTSTXL/KR300/U/BL	Pilot XL Stool Spider Base Fully Adj TaskArm(KR300)Chr-UnivCstrs	$650.08
CI.PILOTSTXL/KR48/G/BL	Pilot XL Stool Spider Base Loop Arm (KR48) Chair Glides	$639.57
CI.PILOTSTXL/KR48/U/BL	Pilot XL Stool Spider Base Loop Arm (KR48) Chr-Universal Casters	$639.57
CI.PILOTSTXL/KR72/G/BL	Pilot XL Stool Spider Base Adjustable Loop Arm(KR72)-Glides	$637.22
CI.PILOTSTXL/KR72/U/BL	Pilot XL Stool Spider Base Adjustable Loop Arm(KR72)-UnivCasters	$637.22
CI.PILOTSTXL/NA/G/BL	Pilot XL Stool Spider Base Armless Chair - Glides	$576.42
CI.PILOTSTXL/NA/U/BL	Pilot XL Stool Spider Base Armless Chair - Universal Casters	$576.42

NEW YORK PIPER MODEL PRICE LIST

Date: 8/1/2022

PIPER STACK CHAIR

PIPER STACK CHAIR

CI-MS	***Piper Stacking Chair***
F, G, GS	***Felt Glides, Ganging Polycarbonate Glides, Ganging Steel Glides***
H, NG, NS, S	***Polycarbonate Glides, No Glides, PVC Non-Skid Glides, Stainless Steel Glides***
XX/PXX	***Frame Color / Seat and Back Color***
FAMILY NAME:	***MSKD***

Model Number	Description	Price
CI-MSF/XX/PXX	Piper Stack Chair - Felt Glides	$51.49
CI-MSG/XX/PXX	Piper Stack Chair - Ganging Polycarbonate Glides	$50.01
CI-MSGS/XX/PXX	Piper Stack Chair - Ganging Steel Glides	$52.45
CI-MSH/XX/PXX	Piper Stack Chair - Polycarbonate Glides	$47.93
CI-MSNG/XX/PXX	Piper Stack Chair - No Glides	$46.57
CI-MSNS/XX/PXX	Piper Stack Chair - PVC Non-Skid Glides	$51.29
CI-MSS/XX/PXX	Piper Stack Chair - Stainless Steel Glides	$49.65

PIPER UPHOLSTERABLE SEAT & BACK STACK CHAIR

CI-MS	***Piper Stacking Chair - Upholsterable Seat & Back***
F, G, GS	***Felt Glides, Ganging Polycarbonate Glides, Ganging Steel Glides***
H, NG, NS, S	***Polycarbonate Glides, No Glides, PVC Non-Skid Glides, Stainless Steel Glides***
SB	***Upholsterable Seat & Back***
XX/PXX	***Frame Color / Seat and Back Color***
FAMILY NAME:	***MSUKD***

Model Number	Description	Price
CI-MSF/SB/XX/PXX	Piper Upholsterable Seat & Back Stack Chair-Felt Glides	$82.56
CI-MSG/SB/XX/PXX	Piper Upholsterable Seat & Back Chair-Ganging PolycarbnteGlds	$81.08
CI-MSGS/SB/XX/PXX	Piper Upholsterable Seat & Back Stack Chair-Ganging SteelGlides	$83.52
CI-MSH/SB/XX/PXX	Piper Upholsterable Seat & Back Stack Chair-Polycarbnte Glides	$79.00
CI-MSNG/SB/XX/PXX	Piper Upholsterable Seat & Back Stack Chair-No Glides	$77.64
CI-MSNS/SB/XX/PXX	Piper Upholsterable Seat & Back Stack Chair-PVC NonSkid Glides	$82.36
CI-MSS/SB/XX/PXX	Piper Upholsterable Seat & Back Stack Chair-StainlessSteelGlides	$80.72

PIPER UPHOLSTERABLE SEAT STACK CHAIR

CI-MS	***Piper Stacking Chair - Upholsterable Seat***
F, G, GS	***Felt Glides, Ganging Polycarbonate Glides, Ganging Steel Glides***
H, NG, NS, S	***Polycarbonate Glides, No Glides, PVC Non-Skid Glides, Stainless Steel Glides***
S	***Upholsterable Seat***
XX/PXX	***Frame Color / Seat and Back Color***
FAMILY NAME:	***MSUKD***

Model Number	Description	Price
CI-MSF/S/XX/PXX	Piper Upholsterable Seat Stack Chair-Felt Glides	$71.01
CI-MSG/S/XX/PXX	Piper Upholsterable Seat Stack Chair-Ganging PolycarbnteGlds	$69.53
CI-MSGS/S/XX/PXX	Piper Upholsterable Seat Stack Chair-Ganging Steel Glides	$71.97
CI-MSH/S/XX/PXX	Piper Upholsterable Seat Stack Chair-Polycarbonate Glides	$67.45
CI-MSNG/S/XX/PXX	Piper Upholsterable Seat Stack Chair-No Glides	$66.09
CI-MSNS/S/XX/PXX	Piper Upholsterable Seat Stack Chair-PVC Non Skid Glides	$70.81
CI-MSS/S/XX/PXX	Piper Upholsterable Seat Stack Chair-Stainless Steel Glides	$69.17

NEW YORK POWERWORKS COMPONENT PRICE LIST

Date: 8/3/2022

Part Number	Description	Unit Price
09.1234	Locking Caster w/ 3/8-16 Mounting Stem	$3.69
12.0046.X	1/4-20 x 5/8 PPH Screw	$0.05
12.0166.X	#12 x 1 T/S Phil Pan A Zinc	$0.05
12.0272	Screw #10X3/4" #8HD SMPPH Zinc	$0.05
12.0350	Lockwasher #10 Internal Star	$0.02
12.0615.PUR	Pur Asy Nut To Glide	$1.24
12.1208.X	#10 x 1" SM PFH Screw	$0.04
2.54026.L	Shroud Assembly, Left	$3.98
2.54026.R	Shroud Assembly, Right	$3.98
2.54040.SET	Powerworks Venus Overhead Bracket Kit-Off Module Mount	$36.25
2.54105.SET	Powerworks Venus Overhead Bracket Kit-Panel Mount	$32.73
20523	Lock Core & Key	$3.27
28.90.9022.S.X	Stanza Task Light VI Double Arm Sand	$155.65
28.90.90BM.XX.X	Table Base	$68.75
28.90.90EM.B.X	Metal Clamp	$24.35
28.90.90RM.32.X	32" Rail Mount - Black	$39.07
30.12.0969.BLK	#8 x 5/8" PPH BL Screw Tap	$0.03
31.04.6105	6" x 12" Honeycomb	$0.71
31.04.6106	12" x 12" Honeycomb	$1.20
31.06.5062	Regular Shelf Plug	$0.08
31.07.2405	Door Hinge	$2.02
31.10.0185.X	Panel Glide	$0.55
31.10.0186.X	Carpet Gripper	$0.21
31.12.0910.X	#10 X 3/8" PPH Tap Screw	$0.02
31.12.0943	#10 x 1/2" PPH Tap Scr (Light)	$0.02
31.12.0962.X	#10-16 x 1.25 PFHTS (WSSP)	$0.08
31.12.0965	5/16"-18 4 Prong (WSSP) T-Nut	$0.14
31.12.0968	#10-24 R10247F11 Weld Nut	$0.05
31.12.9037.X	#8 x 5/8" T/S Phil Flat A Map Black	$0.03
31.12.9060	#10-24 x 5/8" PPHMS (Tackboard)	$0.03
31.12.9070.X	#10-24 x 3/8" TX PHTS (Trimrail)	$0.04
31.12.9081.X	#10-16 x 1/2" TEK T-25 Torx Pan HD	$0.03
31.129042.BLK.X	#14 x 3/4" PPH Worksurface Screw	$0.03
31.13.0428	Panel Center Mount	$0.54
31.13.0443###.X	Lock Core & Keys By Number (#100 - #200)	$1.56
31.13.0454	M Series Lock And Housing ESP	$4.06
31.13.0456.X	ESP Overhead Center Lock	$4.05
31.13.0457.X	Center Lock Eyelet	$0.46
31.13.0459.X	Overhead Rubber Pad	$0.05
31.13.1106.X	Overhead Slide	$7.65
31.44.1752	Shelf Divider - Raw	$3.76
31.44.1754	Gang Plate	$1.11
31.9290.2432.X	24" x 32" White Markerboard	$186.70
31.9290.3032.X	30" x 32" White Markerboard	$192.82
31.9290.3632.X	36" x 32" White Markerboard	$204.79
31.9290.4232.X	42" x 32" White Markerboard	$212.52
31.9290.4832.X	48" x 32" White Markerboard	$222.74
31.9290.5432.X	54" x 32" White Markerboard	$235.26
31.9290.6032.X	60" x 32" White Markerboard	$247.22
32.12.7001	1/4 - 20 x 3/4 PPH MAC	$0.03
32.12.7010	#10 Washer	$0.04
33.ADDER.17.X	17" Adder W/Interconnect Kit, Mounting Kit	$94.53
33.ADDER.31.X	31" Adder W/Interconnect Kit, Mounting Kit	$162.05
33.ADDER.44.X	44" Adder W/Interconnect Kit, Mounting Kit	$216.07
33.ADDER.58.X	58" Adder W/Interconnect Kit, Mounting Kit	$287.27

NEW YORK POWERWORKS COMPONENT PRICE LIST

Date: 8/3/2022

Part Number	Description	Unit Price
33.REED.17.X	LED Tasklight -17" Standard Output/9 Watts/15W Power Supply	$127.67
33.REED.31.X	LED Tasklight -31" Standard Output/18 Watts/60W Power Supply	$197.66
33.REED.44.X	LED Tasklight -44" Standard Output/25 Watts/60W Power Supply	$260.27
33.REED.58.X	LED Tasklight -58" Standard Output/33.6 Watts/60W Power Supply	$330.24
34.06.1500.L.XX.X	End Cap Door Handle Left Hand	$0.26
34.06.1500.R.XX.X	End Cap Door Handle Right Hand	$0.26
38.12.5050	#8 x 3/4 Phil Pan HD S.T.	$0.02
38.12.5131.X	#12 x 1" PFH Tap Screw - Black	$0.14
38.13.4041.12.X	12" Magnetic Marker Tray	$13.62
38.13.4041.16.X	16" Magnetic Marker Tray	$16.11
39.01.0001.X	Tackboard Spacer	$0.19
39.06.6020.XX.X	PH Inner Grommet	$1.15
39.06.6021.XX.X	PH Outer Grommet	$1.15
39.06.6030.20.B.X	19.875" Cord Manager	$1.76
39.06.6030.24.B.X	23.375" Cord Manager	$2.34
39.06.9001	Flipper Door Pinion	$0.16
39.06.9003.X	Rack Roller	$0.40
39.06.9005.X	Bushing Axle	$0.19
39.06.9016.X	Nylon Spacer SPNY-101-0	$0.14
39.06.9024.X	Flipper Door Pinion Wide	$0.29
39.13.0010.X	Position Mate Mechanism	$280.12
39.13.29415.X	Easy Mate Mechanism	$156.16
39.13.9002.X	Flipper Door Rack	$3.97
39.13.9010	Bracket Axle	$0.16
39.13.9050.24.X	24" Overhead Axle	$4.30
39.13.9050.30.X	30" Overhead Axle	$5.34
39.13.9050.36.X	36" Overhead Axle	$5.94
39.13.9050.42.X	42" Overhead Axle	$6.63
39.13.9050.48.X	48" Overhead Axle	$7.43
39.13.9050.54.X	54" Overhead Axle	$8.07
39.13.9050.60.X	60" Overhead Axle	$8.68
3E14FL.XX.X	End Panel - Left Low Shelf	$38.06
3E14FR.XX.X	End Panel - Right Low Shelf	$38.06
3F14FL.XX.X	End Panel - Left Regular Shelf	$40.51
3F14FR.XX.X	End Panel - Right Regular Shelf	$40.51
3F14FSL.XX.X	End Panel - Left Regular Shelf	$45.42
3F14FSR.XX.X	End Panel - Right Regular Shelf	$45.42
3H16FD/XX/XXX	42" Flipper Door Front	$58.93
3I16FD/XX/XXX	48" Flipper Door Front	$63.84
3J16FD/XX/XXX	54" Flipper Door Front	$68.75
3K16FD/XX/XXX	60" Flipper Door Front	$72.44
3N16FD/XX/XXX	30" Flipper Door Front	$52.79
3T16FD/XX/XXX	24" Flipper Door Front	$51.57
3W16FD/XX/XXX	36" Flipper Door Front	$55.24
44.1657.52	Worksurface Stiffener - Hat Shaped	$4.91
46.0000.12	12" Full Post Assembly	$47.07
46.0000.18	18" Full Post Assembly	$49.75
46.0000.24	24" Full Post Assembly	$52.44
46.0000.30	30" Full Post Assembly	$37.64
46.0000.36	36" Full Post Assembly	$40.34
46.0000.42	42" Full Post Assembly	$43.02
46.0000.48	48" Full Post Assembly	$45.71
46.0000.54	54" Full Post Assembly	$47.07
46.0000.60	60" Full Post Assembly	$51.11
46.0000.66	66" Full Post Assembly	$52.44

NEW YORK POWERWORKS COMPONENT PRICE LIST

Date: 8/3/2022

Part Number	Description	Unit Price
46.0000.72	72" Full Post Assembly	$56.49
46.0000.78	78" Full Post Assembly	$59.17
46.0000.84	84" Full Post Assembly	$60.50
46.0001.12	12" Half Post Assembly	$48.40
46.0001.18	18" Half Post Assembly	$49.75
46.0001.24	24" Half Post Assembly	$53.79
46.0001.30	30" Half Post Assembly	$33.61
46.0001.36	36" Half Post Assembly	$36.31
46.0001.42	42" Half Post Assembly	$39.00
46.0001.48	48" Half Post Assembly	$41.69
46.0001.54	54" Half Post Assembly	$43.02
46.0001.60	60" Half Post Assembly	$45.71
46.0001.66	66" Half Post Assembly	$47.07
46.0001.72	72" Half Post Assembly	$49.75
46.0001.78	78" Half Post Assembly	$51.11
46.0001.84	84" Half Post Assembly	$53.79
46.0002.12.X	12" Horizontal Rail	$9.41
46.0002.18.X	18" Horizontal Rail	$11.56
46.0002.24.X	24" Horizontal Rail	$13.55
46.0002.30.X	30" Horizontal Rail	$16.03
46.0002.36.X	36" Horizontal Rail	$19.25
46.0002.42.X	42" Horizontal Rail	$21.38
46.0002.48.X	48" Horizontal Rail	$23.53
46.0002.54.X	54" Horizontal Rail	$26.38
46.0002.60.X	60" Horizontal Rail	$28.51
46.0003.12.X	12" Full Post	$22.86
46.0003.18.X	18" Full Post	$24.21
46.0003.24.X	24" Full Post	$26.89
46.0003.30.X	30" Full Post	$28.23
46.0003.36.X	36" Full Post	$30.94
46.0003.42.X	42" Full Post	$33.61
46.0003.48.X	48" Full Post	$36.31
46.0003.54.X	54" Full Post	$39.00
46.0003.60.X	60" Full Post	$43.02
46.0003.66.X	66" Full Post	$44.37
46.0003.72.X	72" Full Post	$48.40
46.0003.78.X	78" Full Post	$51.11
46.0003.84.X	84" Full Post	$53.79
46.0004.12.X	12" Half Post	$20.17
46.0004.18.X	18" Half Post	$21.52
46.0004.24.X	24" Half Post	$24.21
46.0004.30.X	30" Half Post	$25.55
46.0004.36.X	36" Half Post	$28.23
46.0004.42.X	42" Half Post	$30.94
46.0004.48.X	48" Half Post	$33.61
46.0004.54.X	54" Half Post	$34.96
46.0004.60.X	60" Half Post	$37.64
46.0004.66.X	66" Half Post	$39.00
46.0004.72.X	72" Half Post	$41.69
46.0004.78.X	78" Half Post	$43.02
46.0004.84.X	84" Half Post	$44.37
46.0006.1212	.65NRC 12" x 12" Assembled Tile	$12.85
46.0006.1218	.65NRC 12" x 18" Assembled Tile	$14.04
46.0006.1224	.65NRC 12" x 24" Assembled Tile	$15.20
46.0006.1230	.65NRC 12" x 30" Assembled Tile	$16.84

NEW YORK POWERWORKS COMPONENT PRICE LIST

Date: 8/3/2022

Part Number	Description	Unit Price
46.0006.1236	.65NRC 12" x 36" Assembled Tile	$17.63
46.0006.1242	.65NRC 12" x 42" Assembled Tile	$21.68
46.0006.1248	.65NRC 12" x 48" Assembled Tile	$22.35
46.0006.1254	.65NRC 12" x 54" Assembled Tile	$23.12
46.0006.1260	.65NRC 12" x 60" Assembled Tile	$24.06
46.0006.1266	.65NRC 12" x 66" Assembled Tile	$25.46
46.0006.1272	.65NRC 12" x 72" Assembled Tile	$26.25
46.0006.1278	.65NRC 12" x 78" Assembled Tile	$27.17
46.0006.1812	.65NRC 18" x 12" Assembled Tile	$14.04
46.0006.1818	.65NRC 18" x 18" Assembled Tile	$15.46
46.0006.1824	.65NRC 18" x 24" Assembled Tile	$16.87
46.0006.1830	.65NRC 18" x 30" Assembled Tile	$20.39
46.0006.1836	.65NRC 18" x 36" Assembled Tile	$20.40
46.0006.1842	.65NRC 18" x 42" Assembled Tile	$25.01
46.0006.1848	.65NRC 18" x 48" Assembled Tile	$25.73
46.0006.1854	.65NRC 18" x 54" Assembled Tile	$26.48
46.0006.1860	.65NRC 18" x 60" Assembled Tile	$27.41
46.0006.1866	.65NRC 18" x 66" Assembled Tile	$28.85
46.0006.1872	.65NRC 18" x 72" Assembled Tile	$29.63
46.0006.1878	.65NRC 18" x 78" Assembled Tile	$30.56
46.0006.2412	.65NRC 24" x 12" Assembled Tile	$15.20
46.0006.2418	.65NRC 24" x 18" Assembled Tile	$16.87
46.0006.2424	.65NRC 24" x 24" Assembled Tile	$18.21
46.0006.2430	.65NRC 24" x 30" Assembled Tile	$20.56
46.0006.2436	.65NRC 24" x 36" Assembled Tile	$21.72
46.0006.2442	.65NRC 24" x 42" Assembled Tile	$27.63
46.0006.2448	.65NRC 24" x 48" Assembled Tile	$28.37
46.0006.2454	.65NRC 24" x 54" Assembled Tile	$29.12
46.0006.2460	.65NRC 24" x 60" Assembled Tile	$30.06
46.0006.2466	.65NRC 24" x 66" Assembled Tile	$31.47
46.0006.2472	.65NRC 24" x 72" Assembled Tile	$32.22
46.0006.2478	.65NRC 24" x 78" Assembled Tile	$33.16
46.0006.3012	.65NRC 30" x 12" Assembled Tile	$16.84
46.0006.3018	.65NRC 30" x 18" Assembled Tile	$18.90
46.0006.3024	.65NRC 30" x 24" Assembled Tile	$20.56
46.0006.3030	.65NRC 30" x 30" Assembled Tile	$22.75
46.0006.3036	.65NRC 30" x 36" Assembled Tile	$25.07
46.0006.3042	.65NRC 30" x 42" Assembled Tile	$31.24
46.0006.3048	.65NRC 30" x 48" Assembled Tile	$32.07
46.0006.3054	.65NRC 30" x 54" Assembled Tile	$32.79
46.0006.3060	.65NRC 30" x 60" Assembled Tile	$33.66
46.0006.3066	.65NRC 30" x 66" Assembled Tile	$35.08
46.0006.3072	.65NRC 30" x 72" Assembled Tile	$35.86
46.0006.3078	.65NRC 30" x 78" Assembled Tile	$39.75
46.0006.3612	.65NRC 36" x 12" Assembled Tile	$17.63
46.0006.3618	.65NRC 36" x 18" Assembled Tile	$19.67
46.0006.3624	.65NRC 36" x 24" Assembled Tile	$21.72
46.0006.3630	.65NRC 36" x 30" Assembled Tile	$25.07
46.0006.3636	.65NRC 36" x 36" Assembled Tile	$25.87
46.0006.3642	.65NRC 36" x 42" Assembled Tile	$35.08
46.0006.3648	.65NRC 36" x 48" Assembled Tile	$35.79
46.0006.3654	.65NRC 36" x 54" Assembled Tile	$36.54
46.0006.3660	.65NRC 36" x 60" Assembled Tile	$37.49
46.0006.3666	.65NRC 36" x 66" Assembled Tile	$40.59
46.0006.3672	.65NRC 36" x 72" Assembled Tile	$40.60

NEW YORK POWERWORKS COMPONENT PRICE LIST

Date: 8/3/2022

Part Number	Description	Unit Price
46.0006.3678	.65NRC 36" x 78" Assembled Tile	$40.62
46.0006.4212	.65NRC 42" x 12" Assembled Tile	$21.68
46.0006.4218	.65NRC 42" x 18" Assembled Tile	$25.01
46.0006.4224	.65NRC 42" x 24" Assembled Tile	$27.63
46.0006.4230	.65NRC 42" x 30" Assembled Tile	$31.24
46.0006.4236	.65NRC 42" x 36" Assembled Tile	$35.08
46.0006.4242	.65NRC 42" x 42" Assembled Tile	$41.15
46.0006.4248	.65NRC 42" x 48" Assembled Tile	$41.87
46.0006.4254	.65NRC 42" x 54" Assembled Tile	$48.56
46.0006.4260	.65NRC 42" x 60" Assembled Tile	$49.53
46.0006.4266	.65NRC 42" x 66" Assembled Tile	$50.20
46.0006.4272	.65NRC 42" x 72" Assembled Tile	$51.06
46.0006.4278	.65NRC 42" x 78" Assembled Tile	$52.90
46.0006.4812	.65NRC 48" x 12" Assembled Tile	$25.43
46.0006.4818	.65NRC 48" x 18" Assembled Tile	$25.73
46.0006.4824	.65NRC 48" x 24" Assembled Tile	$28.37
46.0006.4830	.65NRC 48" x 30" Assembled Tile	$32.07
46.0006.4836	.65NRC 48" x 36" Assembled Tile	$35.79
46.0006.4842	.65NRC 48" x 42" Assembled Tile	$41.87
46.0006.4848	.65NRC 48" x 48" Assembled Tile	$42.62
46.0006.4854	.65NRC 48" x 54" Assembled Tile	$49.32
46.0006.4860	.65NRC 48" x 60" Assembled Tile	$50.36
46.0006.4866	.65NRC 48" x 66" Assembled Tile	$51.23
46.0006.4872	.65NRC 48" x 72" Assembled Tile	$52.10
46.0006.4878	.65NRC 48" x 78" Assembled Tile	$52.97
46.0006.5412	.65NRC 54" x 12" Assembled Tile	$25.72
46.0006.5418	.65NRC 54" x 18" Assembled Tile	$26.48
46.0006.5424	.65NRC 54" x 24" Assembled Tile	$29.12
46.0006.5430	.65NRC 54" x 30" Assembled Tile	$32.79
46.0006.5436	.65NRC 54" x 36" Assembled Tile	$36.54
46.0006.5442	.65NRC 54" x 42" Assembled Tile	$46.82
46.0006.5448	.65NRC 54" x 48" Assembled Tile	$47.55
46.0006.5454	.65NRC 54" x 54" Assembled Tile	$50.11
46.0006.5460	.65NRC 54" x 60" Assembled Tile	$51.05
46.0006.5466	.65NRC 54" x 66" Assembled Tile	$54.29
46.0006.5472	.65NRC 54" x 72" Assembled Tile	$54.30
46.0006.5478	.65NRC 54" x 78" Assembled Tile	$54.31
46.0006.6012	.65NRC 60" x 12" Assembled Tile	$24.06
46.0006.6018	.65NRC 60" x 18" Assembled Tile	$27.41
46.0006.6024	.65NRC 60" x 24" Assembled Tile	$30.06
46.0006.6030	.65NRC 60" x 30" Assembled Tile	$33.66
46.0006.6036	.65NRC 60" x 36" Assembled Tile	$37.49
46.0006.6042	.65NRC 60" x 42" Assembled Tile	$50.28
46.0006.6048	.65NRC 60" x 48" Assembled Tile	$54.95
46.0006.6054	.65NRC 60" x 54" Assembled Tile	$60.80
46.0006.6060	.65NRC 60" x 60" Assembled Tile	$63.15
46.0006.6066	.65NRC 60" x 66" Assembled Tile	$64.31
46.0006.6072	.65NRC 60" x 72" Assembled Tile	$65.48
46.0006.6078	.65NRC 60" x 78" Assembled Tile	$67.82
46.0007.12.X	9.72" Rollform Frame Member	$1.03
46.0007.18.X	15.72" Rollform Frame Member	$1.49
46.0007.24.X	21.72" Rollform Frame Member	$1.93
46.0007.30.X	27.72" Rollform Frame Member	$2.40
46.0007.36.X	33.72" Rollform Frame Member	$2.91
46.0007.42.X	39.72" Rollform Frame Member	$3.37

NEW YORK POWERWORKS COMPONENT PRICE LIST

Date: 8/3/2022

Part Number	Description	Unit Price
46.0007.48.X	45.72" Rollform Frame Member	$3.84
46.0007.54.X	51.72" Rollform Frame Member	$4.30
46.0007.60.X	57.72" Rollform Frame Member	$4.88
46.0007.66.X	63.72" Rollform Frame Member	$5.35
46.0007.72.X	69.72" Rollform Frame Member	$5.91
46.0007.78.X	75.72" Rollform Frame Member	$6.40
46.0008.X	Plastic Tile Corner Connector	$0.21
46.0009.1212	Board AP 16# .65NRC 12x12	$2.05
46.0009.1218	Board AP 16# .65NRC 12x18	$2.46
46.0009.1224	Board AP 16# .65NRC 12x24	$2.93
46.0009.1230	Board AP 16# .65NRC 12x30	$3.86
46.0009.1236	Board AP 16# .65NRC 12x36	$4.09
46.0009.1242	Board AP 16# .65NRC 12x42	$5.04
46.0009.1248	Board AP 16# .65NRC 12x48	$5.48
46.0009.1254	Board AP 16# .65NRC 12x54	$6.43
46.0009.1260	Board AP 16# .65NRC 12x60	$7.33
46.0009.1266	Board AP 16# .65NRC 12x66	$8.19
46.0009.1272	Board AP 16# .65NRC 12x72	$9.35
46.0009.1278	Board AP 16# .65NRC 12x78	$10.52
46.0009.1812	Board AP 16# .65NRC 18x12	$2.27
46.0009.1818	Board AP 16# .65NRC 18x18	$2.97
46.0009.1824	Board AP 16# .65NRC 18x24	$3.65
46.0009.1830	Board AP 16# .65NRC 18x30	$5.05
46.0009.1836	Board AP 16# .65NRC 18x36	$6.50
46.0009.1842	Board AP 16# .65NRC 18x42	$7.94
46.0009.1848	Board AP 16# .65NRC 18x48	$9.16
46.0009.1854	Board AP 16# .65NRC 18x54	$10.30
46.0009.1860	Board AP 16# .65NRC 18x60	$11.56
46.0009.1866	Board AP 16# .65NRC 18x66	$12.28
46.0009.1872	Board AP 16# .65NRC 18x72	$12.56
46.0009.1878	Board AP 16# .65NRC 18x78	$12.87
46.0009.2412	Board AP 16# .65NRC 24x12	$2.73
46.0009.2418	Board AP 16# .65NRC 24x18	$3.65
46.0009.2424	Board AP 16# .65NRC 24x24	$4.36
46.0009.2430	Board AP 16# .65NRC 24x30	$6.03
46.0009.2436	Board AP 16# .65NRC 24x36	$7.07
46.0009.2442	Board AP 16# .65NRC 24x42	$8.02
46.0009.2448	Board AP 16# .65NRC 24x48	$9.29
46.0009.2454	Board AP 16# .65NRC 24x54	$10.38
46.0009.2460	Board AP 16# .65NRC 24x60	$11.65
46.0009.2466	Board AP 16# .65NRC 24x66	$12.90
46.0009.2472	Board AP 16# .65NRC 24x72	$13.44
46.0009.2478	Board AP 16# .65NRC 24x78	$14.62
46.0009.3012	Board AP 16# .65NRC 30x12	$3.65
46.0009.3018	Board AP 16# .65NRC 30x18	$5.05
46.0009.3024	Board AP 16# .65NRC 30x24	$6.03
46.0009.3030	Board AP 16# .65NRC 30x30	$7.76
46.0009.3036	Board AP 16# .65NRC 30x36	$8.36
46.0009.3042	Board AP 16# .65NRC 30x42	$11.17
46.0009.3048	Board AP 16# .65NRC 30x48	$11.49
46.0009.3054	Board AP 16# .65NRC 30x54	$12.82
46.0009.3060	Board AP 16# .65NRC 30x60	$14.24
46.0009.3066	Board AP 16# .65NRC 30x66	$15.20
46.0009.3072	Board AP 16# .65NRC 30x72	$16.37
46.0009.3078	Board AP 16# .65NRC 30x78	$17.54

NEW YORK POWERWORKS COMPONENT PRICE LIST

Date: 8/3/2022

Part Number	Description	Unit Price
46.0009.3612	Board AP 16# .65NRC 36x12	$3.80
46.0009.3618	Board AP 16# .65NRC 36x18	$6.50
46.0009.3624	Board AP 16# .65NRC 36x24	$7.07
46.0009.3630	Board AP 16# .65NRC 36x30	$8.36
46.0009.3636	Board AP 16# .65NRC 36x36	$9.16
46.0009.3642	Board AP 16# .65NRC 36x42	$11.40
46.0009.3648	Board AP 16# .65NRC 36x48	$12.67
46.0009.3654	Board AP 16# .65NRC 36x54	$13.77
46.0009.3660	Board AP 16# .65NRC 36x60	$14.94
46.0009.3666	Board AP 16# .65NRC 36x66	$15.61
46.0009.3672	Board AP 16# .65NRC 36x72	$16.79
46.0009.3678	Board AP 16# .65NRC 36x78	$17.40
46.0009.4212	Board AP 16# .65NRC 42x12	$4.82
46.0009.4218	Board AP 16# .65NRC 42x18	$7.94
46.0009.4224	Board AP 16# .65NRC 42x24	$8.02
46.0009.4230	Board AP 16# .65NRC 42x30	$11.17
46.0009.4236	Board AP 16# .65NRC 42x36	$11.40
46.0009.4242	Board AP 16# .65NRC 42x42	$13.69
46.0009.4248	Board AP 16# .65NRC 42x48	$15.02
46.0009.4254	Board AP 16# .65NRC 42x54	$16.11
46.0009.4260	Board AP 16# .65NRC 42x60	$17.14
46.0009.4266	Board AP 16# .65NRC 42x66	$18.24
46.0009.4812	Board AP 16# .65NRC 48x12	$5.48
46.0009.4818	Board AP 16# .65NRC 48x18	$9.16
46.0009.4824	Board AP 16# .65NRC 48x24	$9.29
46.0009.4830	Board AP 16# .65NRC 48x30	$11.49
46.0009.4836	Board AP 16# .65NRC 48x36	$12.67
46.0009.4842	Board AP 16# .65NRC 48x42	$15.20
46.0009.4848	Board AP 16# .65NRC 48x48	$16.37
46.0009.4854	Board AP 16# .65NRC 48x54	$17.54
46.0009.5412	Board AP 16# .65NRC 54x12	$6.43
46.0009.5418	Board AP 16# .65NRC 54x18	$10.30
46.0009.5424	Board AP 16# .65NRC 54x24	$10.38
46.0009.5430	Board AP 16# .65NRC 54x30	$12.82
46.0009.5436	Board AP 16# .65NRC 54x36	$13.77
46.0009.5442	Board AP 16# .65NRC 54x42	$18.71
46.0009.5448	Board AP 16# .65NRC 54x48	$19.88
46.0009.5454	Board AP 16# .65NRC 54x54	$28.06
46.0009.6012	Board AP 16# .65NRC 60x12	$7.33
46.0009.6018	Board AP 16# .65NRC 60x18	$11.56
46.0009.6024	Board AP 16# .65NRC 60x24	$11.65
46.0009.6030	Board AP 16# .65NRC 60x30	$14.24
46.0009.6036	Board AP 16# .65NRC 60x36	$14.94
46.0009.6042	Board AP 16# .65NRC 60x42	$17.14
46.0011.24.X	Fiberglass Overlay 1.5# X.25"Thick-24"	$0.84
46.0011.30.X	Fiberglass Overlay 1.5# X.25"Thick-30"	$0.93
46.0011.36.X	Fiberglass Overlay 1.5# X.25"Thick-36"	$1.03
46.0011.42.X	Fiberglass Overlay 1.5# X.25"Thick-42"	$1.09
46.0011.48.X	Fiberglass Overlay 1.5# X.25"Thick-48"	$1.23
46.0011.54.X	Fiberglass Overlay 1.5# X.25"Thick-54"	$1.35
46.0011.60.X	Fiberglass Overlay 1.5# X.25"Thick-60"	$1.48
46.0015.L.XX	20.5" Left Cantilever Bracket	$8.44
46.0015.R.XX	20.5" Right Cantilever Bracket	$8.44
46.0016.L.XX	Left Worksurface Support Bracket	$5.63
46.0016.R.XX	Right Worksurface Support Bracket	$5.63

NEW YORK POWERWORKS COMPONENT PRICE LIST

Date: 8/3/2022

Part Number	Description	Unit Price
46.0017.12.XX	12" Domestic Power Base Cover	$17.35
46.0017.18.XX	18" Domestic Power Base Cover	$18.60
46.0017.24.XX	24" Domestic Power Base Cover	$22.30
46.0017.30.XX	30" Domestic Power Base Cover	$26.03
46.0017.36.XX	36" Domestic Power Base Cover	$27.27
46.0017.42.XX	42" Domestic Power Base Cover	$33.46
46.0017.48.XX	48" Domestic Power Base Cover	$34.70
46.0017.54.XX	54" Domestic Power Base Cover	$37.18
46.0017.60.XX	60" Domestic Power Base Cover	$38.42
46.0018.X	Plastic Tile Hook	$0.14
46.0021.KIT	Connector Inter 90 Degree Alum 3-Way - Kit	$8.82
46.0021.X	Connector Inter 90 Degree Alum 3-Way	$7.65
46.0022.KIT	Connector Inter 90 Degree Alum 4-Way - Kit	$6.64
46.0022.X	Connector Inter 90 Degree Alum 4-Way	$5.10
46.0025.L.XX	15" Left Cantilever Bracket	$10.23
46.0025.R.XX	15" Right Cantilever Bracket	$10.23
46.0028.XX.X	Top Cap Corner End Of Run	$0.93
46.0029.30.XX	30" End Of Run Trim	$11.29
46.0029.36.XX	36" End Of Run Trim	$12.52
46.0029.42.XX	42" End Of Run Trim	$13.76
46.0029.48.XX	48" End Of Run Trim	$14.98
46.0029.54.XX	54" End Of Run Trim	$16.20
46.0029.60.XX	60" End Of Run Trim	$17.43
46.0029.66.XX	66" End Of Run Trim	$18.66
46.0029.72.XX	72" End Of Run Trim	$24.80
46.0029.78.XX	78" End Of Run Trim	$26.03
46.0029.84.XX	84" End Of Run Trim	$28.48
46.0030.XX.X	Bottom Height Change Cap	$6.14
46.0032.12.SA	12" Universal Post Trim - Sand - UPH	$4.72
46.0032.12.XX	12" Universal Post Trim - UNUPH	$4.72
46.0032.18.SA	18" Universal Post Trim - Sand - UPH	$6.17
46.0032.18.XX	18" Universal Post Trim - UNUPH	$6.17
46.0032.24.SA	24" Universal Post Trim - Sand - UPH	$6.76
46.0032.24.XX	24" Universal Post Trim - UNUPH	$6.76
46.0032.30.SA	30" Universal Post Trim - Sand - UPH	$8.12
46.0032.30.XX	30" Universal Post Trim - UNUPH	$8.12
46.0032.36.SA	36" Universal Post Trim - Sand - UPH	$10.37
46.0032.36.XX	36" Universal Post Trim - UNUPH	$10.37
46.0032.42.SA	42" Universal Post Trim - Sand - UPH	$10.76
46.0032.42.XX	42" Universal Post Trim - UNUPH	$10.76
46.0032.48.SA	48" Universal Post Trim - Sand - UPH	$13.26
46.0032.48.XX	48" Universal Post Trim - UNUPH	$13.26
46.0032.54.SA	54" Universal Post Trim - Sand - UPH	$16.58
46.0032.54.XX	54" Universal Post Trim - UNUPH	$16.58
46.0032.60.SA	60" Universal Post Trim - Sand - UPH	$18.76
46.0032.60.XX	60" Universal Post Trim - UNUPH	$18.76
46.0032.66.SA	66" Universal Post Trim - Sand - UPH	$19.74
46.0032.66.XX	66" Universal Post Trim - UNUPH	$19.74
46.0032.72.SA	72" Universal Post Trim - Sand - UPH	$20.69
46.0032.72.XX	72" Universal Post Trim - UNUPH	$20.69
46.0032.78.SA	78" Universal Post Trim - Sand - UPH	$21.66
46.0032.78.XX	78" Universal Post Trim - UNUPH	$21.66
46.0032.84.SA	84" Universal Post Trim - Sand - UPH	$23.04
46.0032.84.XX	84" Universal Post Trim - UNUPH	$23.04
46.0033.12.SA	12" Universal Stack Trim - Sand - UPH	$4.91

NEW YORK POWERWORKS COMPONENT PRICE LIST

Date: 8/3/2022

Part Number	Description	Unit Price
46.0033.12.XX	12" Universal Stack Trim - UNUPH	$4.91
46.0033.18.SA	18" Universal Stack Trim - Sand - UPH	$6.32
46.0033.18.XX	18" Universal Stack Trim - UNUPH	$6.32
46.0033.24.SA	24" Universal Stack Trim - Sand - UPH	$8.42
46.0033.24.XX	24" Universal Stack Trim - UNUPH	$8.42
46.0034.06.SA	6" Height Change Universal Trim - Sand - UPH	$3.16
46.0034.06.XX	6" Height Change Universal Trim - UNUPH	$3.16
46.0034.12.SA	12" Height Change Universal Trim - Sand - UPH	$4.21
46.0034.12.XX	12" Height Change Universal Trim - UNUPH	$4.21
46.0034.18.SA	18" Height Change Universal Trim - Sand - UPH	$5.28
46.0034.18.XX	18" Height Change Universal Trim - UNUPH	$5.28
46.0034.24.SA	24" Height Change Universal Trim - Sand - UPH	$6.89
46.0034.24.XX	24" Height Change Universal Trim - UNUPH	$6.89
46.0034.30.SA	30" Height Change Universal Trim - Sand - UPH	$8.30
46.0034.30.XX	30" Height Change Universal Trim - UNUPH	$8.30
46.0034.36.SA	36" Height Change Universal Trim - Sand - UPH	$10.58
46.0034.36.XX	36" Height Change Universal Trim - UNUPH	$10.58
46.0034.42.SA	42" Height Change Universal Trim - Sand - UPH	$12.64
46.0034.42.XX	42" Height Change Universal Trim - UNUPH	$12.64
46.0034.48.SA	48" Height Change Universal Trim - Sand - UPH	$14.60
46.0034.48.XX	48" Height Change Universal Trim - UNUPH	$14.60
46.0034.54.SA	54" Height Change Universal Trim - Sand - UPH	$17.18
46.0034.54.XX	54" Height Change Universal Trim - UNUPH	$17.18
46.0038.XX.X	Base 3-Way Connector	$1.87
46.0039.XX.X	Base 90 Degree Corner	$3.04
46.0040.12.XX	12" Trim Top Cap	$4.27
46.0040.18.XX	18" Trim Top Cap	$5.11
46.0040.24.XX	24" Trim Top Cap	$6.80
46.0040.30.XX	30" Trim Top Cap	$8.44
46.0040.36.XX	36" Trim Top Cap	$9.75
46.0040.42.XX	42" Trim Top Cap	$11.12
46.0040.48.XX	48" Trim Top Cap	$12.64
46.0040.54.XX	54" Trim Top Cap	$13.96
46.0040.60.XX	60" Trim Top Cap	$15.22
46.0042.XX.X	4-Way Top Cap	$6.78
46.0043.X	Full Post Glide Housing	$1.68
46.0044.X	Half Post Glide Housing	$1.36
46.0045.18.X	6.00" Full Post Light Block	$0.29
46.0045.24.X	12.00" Full Post Light Block	$0.37
46.0045.30.X	22.35" Full Post Light Block	$0.44
46.0045.36.X	30.35" Full Post Light Block	$0.57
46.0045.42.X	34.35" Full Post Light Block	$0.64
46.0045.48.X	40.35" Full Post Light Block	$0.79
46.0045.54.X	46.35" Full Post Light Block	$0.92
46.0045.60.X	52.35" Full Post Light Block	$0.98
46.0045.66.X	58.35" Full Post Light Block	$1.09
46.0045.72.X	64.35" Full Post Light Block	$1.19
46.0045.78.X	70.35" Full Post Light Block	$1.31
46.0045.84.X	76.35" Full Post Light Block	$1.42
46.0046.18.X	6.75" Half Post Light Block	$0.28
46.0046.24.X	12.75" Half Post Light Block	$0.36
46.0046.30.X	23.00" Half Post Light Block	$0.43
46.0046.36.X	29.00" Half Post Light Block	$0.57
46.0046.42.X	35.00" Half Post Light Block	$0.66
46.0046.48.X	41.00" Half Post Light Block	$0.77

NEW YORK POWERWORKS COMPONENT PRICE LIST

Date: 8/3/2022

Part Number	Description	Unit Price
46.0046.54.X	47.00" Half Post Light Block	$0.88
46.0046.60.X	53.00" Half Post Light Block	$1.01
46.0046.66.X	59.00" Half Post Light Block	$1.10
46.0046.72.X	65.00" Half Post Light Block	$1.21
46.0046.78.X	71.00" Half Post Light Block	$1.33
46.0046.84.X	77.0" Half Post Light Block	$1.43
46.0049.X	Powerworks Glide	$0.88
46.0050.12	12" Light Block	$2.15
46.0050.18	18" Light Block	$2.23
46.0050.24	24" Light Block	$2.31
46.0050.30	30" Light Block	$2.58
46.0050.36	36" Light Block	$2.80
46.0050.42	42" Light Block	$2.95
46.0050.48	48" Light Block	$3.56
46.0050.54	54" Light Block	$3.72
46.0050.60	60" Light Block	$3.78
46.0050.66	66" Light Block	$3.84
46.0050.72	72" Light Block	$4.61
46.0050.78	78" Light Block	$4.75
46.0050.84	84" Light Block	$4.99
46.0052.D	Hardware Kit UOH Final Asm	$1.91
46.0052.E	Hardware Kit UOH Low/Regular Shelf	$1.73
46.0052.L	Hardware Kit Load Bar Mount Overhead	$2.35
46.0052.U	Hardware Kit KD2 UOH 24" - 60"	$1.46
46.0053	Base Cover Lock	$0.55
46.0054.12.XX	12" Tool Rail	$19.55
46.0054.18.XX	18" Tool Rail	$20.85
46.0054.24.XX	24" Tool Rail	$31.25
46.0054.30.XX	30" Tool Rail	$33.87
46.0054.36.XX	36" Tool Rail	$36.47
46.0054.42.XX	42" Tool Rail	$41.66
46.0054.48.XX	48" Tool Rail	$44.27
46.0054.54.XX	54" Tool Rail	$48.17
46.0054.60.XX	60" Tool Rail	$67.70
46.0054.72.XX	72" Tool Rail	$71.61
46.0059.24.SA	24" Face Raceway Tile	$21.05
46.0059.30.SA	30" Face Raceway Tile	$23.38
46.0059.36.SA	36" Face Raceway Tile	$24.55
46.0059.42.SA	42" Face Raceway Tile	$28.06
46.0059.48.SA	48" Face Raceway Tile	$29.23
46.0059.54.SA	54" Face Raceway Tile	$42.09
46.0059.60.SA	60" Face Raceway Tile	$52.61
46.0060.X	Bracket Mounting Raceway Tile (Set)	$4.09
46.0062.X	Carpet Gripper	$0.16
46.0063.12.XX	12" Frame Window/Pass Thru	$7.30
46.0063.18.XX	18" Frame Window/Pass Thru	$8.47
46.0063.24.XX	24" Frame Window/Pass Thru	$9.95
46.0063.30.XX	30" Frame Window/Pass Thru	$11.70
46.0063.36.XX	36" Frame Window/Pass Thru	$14.62
46.0063.42.XX	42" Frame Window/Pass Thru	$19.00
46.0063.48.XX	48" Frame Window/Pass Thru	$19.88
46.0063.54.XX	54" Frame Window/Pass Thru	$20.47
46.0063.60.XX	60" Frame Window/Pass Thru	$28.65
46.0063.66.XX	66" Frame Window/Pass Thru	$31.57
46.0063.72.XX	72" Frame Window/Pass Thru	$33.62

NEW YORK POWERWORKS COMPONENT PRICE LIST

Date: 8/3/2022

Part Number	Description	Unit Price
46.0063.78.XX	78" Frame Window/Pass Thru	$34.50
46.0064.12.XX	12" Glass Filler (Glass Retaining Extrusion)	$1.21
46.0064.121.XX	121" Glass Filler (Glass Retaining Extrusion)	$6.14
46.0064.18.XX	18" Glass Filler (Glass Retaining Extrusion)	$1.48
46.0064.24.XX	24" Glass Filler (Glass Retaining Extrusion)	$1.77
46.0064.30.XX	30" Glass Filler (Glass Retaining Extrusion)	$2.19
46.0064.36.XX	36" Glass Filler (Glass Retaining Extrusion)	$2.30
46.0064.42.XX	42" Glass Filler (Glass Retaining Extrusion)	$3.05
46.0064.48.XX	48" Glass Filler (Glass Retaining Extrusion)	$3.60
46.0064.54.XX	54" Glass Filler (Glass Retaining Extrusion)	$3.91
46.0064.60.XX	60" Glass Filler (Glass Retaining Extrusion)	$3.99
46.0064.66.XX	66" Glass Filler (Glass Retaining Extrusion)	$4.06
46.0064.72.XX	72" Glass Filler (Glass Retaining Extrusion)	$5.66
46.0064.78.XX	78" Glass Filler (Glass Retaining Extrusion)	$5.82
46.0065	Corner Bracket, Window/Pass Thru	$1.46
46.0072.12.BL	12" Raceway Wiring Trough	$10.52
46.0072.18.BL	18" Raceway Wiring Trough	$10.94
46.0072.24.BL	24" Raceway Wiring Trough	$11.64
46.0072.30.BL	30" Raceway Wiring Trough	$12.56
46.0072.36.BL	36" Raceway Wiring Trough	$13.44
46.0072.42.BL	42" Raceway Wiring Trough	$14.39
46.0072.48.BL	48" Raceway Wiring Trough	$15.20
46.0072.54.BL	54" Raceway Wiring Trough	$15.79
46.0072.60.BL	60" Raceway Wiring Trough	$16.67
46.0073.XX.X	Bezel Power & Data	$0.76
46.0074.XX.X	Filler Plate Bezel	$0.66
46.0075.L.XX	Left Countertop Support Bracket	$6.43
46.0075.R.XX	Right Countertop Support Bracket	$6.43
46.0076.L.XX	Left Countertop Support Lock	$4.21
46.0076.R.XX	Right Countertop Support Lock	$4.21
46.0078.MB.KIT	Hardware Kit Markerboard Panel Mount PW	$10.52
46.0078.TB.KIT	Hardware Kit Tackboard Panel Mount PW	$5.85
46.0078.ZC.X	Bracket Tackboard Black Zinc	$3.60
46.0079.ZC	Bracket Tool Rail	$3.10
46.0081.L.XX	Left Worksurface Support Lock	$3.55
46.0081.R.XX	Right Worksurface Support Lock	$3.55
46.0083	Poweworks Panel Rivet	$0.04
46.0086.X	Stacking Splice Full Post	$18.71
46.0087.X	Stacking Splice Half Post	$23.38
46.0088.XX.X	Assembled Top Cap 90 Degree	$2.93
46.0089.XX.X	Assembled Top Cap 180 Degree	$9.95
46.0090.XX.X	Assembled Top Cap Dead End	$9.35
46.0091.XX.X	Assembled Top Cap 3-Way	$3.51
46.0092.X	Pad Glide Hard Floor	$0.08
46.0093.06.XX	6" Height Change End Of Run Trim	$2.61
46.0093.12.XX	12" Height Change End Of Run Trim	$3.83
46.0093.18.XX	18" Height Change End Of Run Trim	$4.89
46.0093.24.XX	24" Height Change End Of Run Trim	$6.13
46.0093.30.XX	30" Height Change End Of Run Trim	$7.51
46.0093.36.XX	36" Height Change End Of Run Trim	$9.50
46.0093.42.XX	42" Height Change End Of Run Trim	$10.01
46.0093.48.XX	48" Height Change End Of Run Trim	$13.56
46.0093.54.XX	54" Height Change End Of Run Trim	$14.05
46.0096.PCK	Wire Guide, Full Post (Packs Of 25)	$10.05
46.0097.PCK	Wire Guide, Half Post (Packs Of 25)	$11.64

NEW YORK POWERWORKS COMPONENT PRICE LIST

Date: 8/3/2022

Part Number	Description	Unit Price
46.0098.PCK	Wire Guide, Horizontal End (Packs Of 25)	$10.99
46.0099.PCK	Wire Guide, Horizontal Center (Pack Of 25)	$15.96
46.0100.1212.C	5.96" x 5.96" Clear Glass (Crated)	$3.85
46.0100.1212.T	5.96" x 5.96" Tinted Glass (Crated)	$4.21
46.0100.1212.W	5.96" x 5.96" Frosted Glass (Crated)	$21.05
46.0100.1218.C	5.96" x 11.96" Clear Glass (Crated)	$8.42
46.0100.1218.T	5.96" x 11.96" Tinted Glass (Crated)	$12.62
46.0100.1218.W	5.96" x 11.96" Frosted Glass (Crated)	$28.06
46.0100.1224.C	5.96" x 17.96" Clear Glass (Crated)	$9.13
46.0100.1224.T	5.96" x 17.96" Tinted Glass (Crated)	$14.74
46.0100.1224.W	5.96" x 17.96" Frosted Glass (Crated)	$30.86
46.0100.1230.C	5.96" x 23.96" Clear Glass (Crated)	$9.47
46.0100.1230.T	5.96" x 23.96" Tinted Glass (Crated)	$15.07
46.0100.1230.W	5.96" x 23.96" Frosted Glass (Crated)	$33.67
46.0100.1236.C	5.96" x 29.96" Clear Glass (Crated)	$9.83
46.0100.1236.T	5.96" x 29.96" Tinted Glass (Crated)	$15.44
46.0100.1236.W	5.96" x 29.96" Frosted Glass (Crated)	$36.48
46.0100.1242.C	5.96" x 35.96" Clear Glass (Crated)	$11.22
46.0100.1242.T	5.96" x 35.96" Tinted Glass (Crated)	$16.13
46.0100.1242.W	5.96" x 35.96" Frosted Glass (Crated)	$39.28
46.0100.1248.C	5.96" x 41.96" Clear Glass (Crated)	$12.98
46.0100.1248.T	5.96" x 41.96" Tinted Glass (Crated)	$16.84
46.0100.1248.W	5.96" x 41.96" Frosted Glass (Crated)	$42.10
46.0100.1254.C	5.96" x 47.96" Clear Glass (Crated)	$1.48
46.0100.1254.T	5.96" x 47.96" Tinted Glass (Crated)	$18.24
46.0100.1254.W	5.96" x 47.96" Frosted Glass (Crated)	$43.50
46.0100.1260.C	5.96" x 53.96" Clear Glass (Crated)	$15.44
46.0100.1260.T	5.96" x 53.96" Tinted Glass (Crated)	$19.64
46.0100.1260.W	5.96" x 53.96" Frosted Glass (Crated)	$44.89
46.0100.1266.C	5.96" x 59.96" Clear Glass (Crated)	$18.24
46.0100.1266.T	5.96" x 59.96" Tinted Glass (Crated)	$20.35
46.0100.1266.W	5.96" x 59.96" Frosted Glass (Crated)	$46.30
46.0100.1272.C	5.96" x 65.96" Clear Glass (Crated)	$19.64
46.0100.1272.T	5.96" x 65.96" Tinted Glass (Crated)	$21.05
46.0100.1272.W	5.96" x 65.96" Frosted Glass (Crated)	$47.70
46.0100.1278.C	5.96" x 71.96" Clear Glass (Crated)	$21.05
46.0100.1278.T	5.96" x 71.96" Tinted Glass (Crated)	$21.74
46.0100.1278.W	5.96" x 71.96" Frosted Glass (Crated)	$49.12
46.0100.1818.C	11.96" x 11.96" Clear Glass (Crated)	$10.88
46.0100.1818.T	11.96" x 11.96" Tinted Glass (Crated)	$8.42
46.0100.1818.W	11.96" x 11.96" Frosted Glass (Crated)	$29.46
46.0100.1824.C	11.96" x 17.96" Clear Glass (Crated)	$11.22
46.0100.1824.T	11.96" x 17.96" Tinted Glass (Crated)	$15.44
46.0100.1824.W	11.96" x 17.96" Frosted Glass (Crated)	$30.86
46.0100.1830.C	11.96" x 23.96" Clear Glass (Crated)	$14.04
46.0100.1830.T	11.96" x 23.96" Tinted Glass (Crated)	$19.64
46.0100.1830.W	11.96" x 23.96" Frosted Glass (Crated)	$35.08
46.0100.1836.C	11.96" x 29.96" Clear Glass (Crated)	$18.24
46.0100.1836.T	11.96" x 29.96" Tinted Glass (Crated)	$22.45
46.0100.1836.W	11.96" x 29.96" Frosted Glass (Crated)	$42.10
46.0100.1842.C	11.96" x 35.96" Clear Glass (Crated)	$21.05
46.0100.1842.T	11.96" x 35.96" Tinted Glass (Crated)	$23.86
46.0100.1842.W	11.96" x 35.96" Frosted Glass (Crated)	$44.89
46.0100.1848.C	11.96" x 41.96" Clear Glass (Crated)	$25.26
46.0100.1848.T	11.96" x 41.96" Tinted Glass (Crated)	$25.26

NEW YORK POWERWORKS COMPONENT PRICE LIST

Date: 8/3/2022

Part Number	Description	Unit Price
46.0100.1848.W	11.96" x 41.96" Frosted Glass (Crated)	$56.12
46.0100.1854.C	11.96" x 47.96" Clear Glass (Crated)	$28.06
46.0100.1854.T	11.96" x 47.96" Tinted Glass (Crated)	$28.06
46.0100.1854.W	11.96" x 47.96" Frosted Glass (Crated)	$63.13
46.0100.1860.C	11.96" x 53.96" Clear Glass (Crated)	$30.86
46.0100.1860.T	11.96" x 53.96" Tinted Glass (Crated)	$33.67
46.0100.1860.W	11.96" x 53.96" Frosted Glass (Crated)	$70.16
46.0100.1866.C	11.96" x 59.96" Clear Glass (Crated)	$33.67
46.0100.1866.T	11.96" x 59.96" Tinted Glass (Crated)	$35.08
46.0100.1866.W	11.96" x 59.96" Frosted Glass (Crated)	$77.17
46.0100.1872.C	11.96" x 65.96" Clear Glass (Crated)	$36.48
46.0100.1872.T	11.96" x 65.96" Tinted Glass (Crated)	$36.48
46.0100.1872.W	11.96" x 65.96" Frosted Glass (Crated)	$98.22
46.0100.1878.C	11.96" x 71.96" Clear Glass (Crated)	$42.10
46.0100.1878.T	11.96" x 71.96" Tinted Glass (Crated)	$37.88
46.0100.1878.W	11.96" x 71.96" Frosted Glass (Crated)	$112.25
46.0100.2424.C	17.96" x 17.96" Clear Glass (Crated)	$15.44
46.0100.2424.T	17.96" x 17.96" Tinted Glass (Crated)	$18.24
46.0100.2424.W	17.96" x 17.96" Frosted Glass (Crated)	$32.28
46.0100.2430.C	17.96" x 23.96" Clear Glass (Crated)	$16.84
46.0100.2430.T	17.96" x 23.96" Tinted Glass (Crated)	$22.45
46.0100.2430.W	17.96" x 23.96" Frosted Glass (Crated)	$39.28
46.0100.2436.C	17.96" x 29.96" Clear Glass (Crated)	$21.05
46.0100.2436.T	17.96" x 29.96" Tinted Glass (Crated)	$25.26
46.0100.2436.W	17.96" x 29.96" Frosted Glass (Crated)	$46.30
46.0100.2442.C	17.96" x 35.96" Clear Glass (Crated)	$23.86
46.0100.2442.T	17.96" x 35.96" Tinted Glass (Crated)	$30.86
46.0100.2442.W	17.96" x 35.96" Frosted Glass (Crated)	$49.12
46.0100.2448.C	17.96" x 41.96" Clear Glass (Crated)	$30.86
46.0100.2448.T	17.96" x 41.96" Tinted Glass (Crated)	$33.67
46.0100.2448.W	17.96" x 41.96" Frosted Glass (Crated)	$57.52
46.0100.2454.C	17.96" x 47.96" Clear Glass (Crated)	$42.10
46.0100.2454.T	17.96" x 47.96" Tinted Glass (Crated)	$36.48
46.0100.2454.W	17.96" x 47.96" Frosted Glass (Crated)	$84.18
46.0100.2460.C	17.96" x 53.96" Clear Glass (Crated)	$44.89
46.0100.2460.T	17.96" x 53.96" Tinted Glass (Crated)	$42.10
46.0100.2460.W	17.96" x 53.96" Frosted Glass (Crated)	$98.22
46.0100.2466.C	17.96" x 59.96" Clear Glass (Crated)	$50.51
46.0100.2466.T	17.96" x 59.96" Tinted Glass (Crated)	$47.70
46.0100.2466.W	17.96" x 59.96" Frosted Glass (Crated)	$112.25
46.0100.2472.C	17.96" x 65.96" Clear Glass (Crated)	$56.12
46.0100.2472.T	17.96" x 65.96" Tinted Glass (Crated)	$56.12
46.0100.2472.W	17.96" x 65.96" Frosted Glass (Crated)	$140.30
46.0100.2478.C	17.96" x 71.96" Clear Glass (Crated)	$60.34
46.0100.2478.T	17.96" x 71.96" Tinted Glass (Crated)	$64.55
46.0100.2478.W	17.96" x 71.96" Frosted Glass (Crated)	$175.38
46.0100.3030.C	23.96" x 23.96" Clear Glass (Crated)	$22.45
46.0100.3030.T	23.96" x 23.96" Tinted Glass (Crated)	$28.06
46.0100.3030.W	23.96" x 23.96" Frosted Glass (Crated)	$70.16
46.0100.3036.C	23.96" x 29.96" Clear Glass (Crated)	$32.28
46.0100.3036.T	23.96" x 29.96" Tinted Glass (Crated)	$39.28
46.0100.3036.W	23.96" x 29.96" Frosted Glass (Crated)	$84.18
46.0100.3042.C	23.96" x 35.96" Clear Glass (Crated)	$40.69
46.0100.3042.T	23.96" x 35.96" Tinted Glass (Crated)	$43.50
46.0100.3042.W	23.96" x 35.96" Frosted Glass (Crated)	$98.22

NEW YORK POWERWORKS COMPONENT PRICE LIST

Date: 8/3/2022

Part Number	Description	Unit Price
46.0100.3048.C	23.96" x 41.96" Clear Glass (Crated)	$44.89
46.0100.3048.T	23.96" x 41.96" Tinted Glass (Crated)	$56.12
46.0100.3048.W	23.96" x 41.96" Frosted Glass (Crated)	$112.25
46.0100.3054.C	23.96" x 47.96" Clear Glass (Crated)	$53.33
46.0100.3054.T	23.96" x 47.96" Tinted Glass (Crated)	$70.16
46.0100.3054.W	23.96" x 47.96" Frosted Glass (Crated)	$126.28
46.0100.3060.C	23.96" x 53.96" Clear Glass (Crated)	$58.94
46.0100.3060.T	23.96" x 53.96" Tinted Glass (Crated)	$72.96
46.0100.3060.W	23.96" x 53.96" Frosted Glass (Crated)	$175.38
46.0100.3066.C	23.96" x 59.96" Clear Glass (Crated)	$61.74
46.0100.3066.T	23.96" x 59.96" Tinted Glass (Crated)	$78.58
46.0100.3066.W	23.96" x 59.96" Frosted Glass (Crated)	$196.43
46.0100.3072.C	23.96" x 65.96" Clear Glass (Crated)	$70.16
46.0100.3072.T	23.96" x 65.96" Tinted Glass (Crated)	$84.18
46.0100.3072.W	23.96" x 65.96" Frosted Glass (Crated)	$210.47
46.0100.3078.C	23.96" x 71.96" Clear Glass (Crated)	$81.38
46.0100.3078.T	23.96" x 71.96" Tinted Glass (Crated)	$91.19
46.0100.3078.W	23.96" x 71.96" Frosted Glass (Crated)	$245.54
46.0100.3636.C	29.96" x 29.96" Clear Glass (Crated)	$40.69
46.0100.3636.T	29.96" x 29.96" Tinted Glass (Crated)	$53.33
46.0100.3636.W	29.96" x 29.96" Frosted Glass (Crated)	$105.23
46.0100.3642.C	29.96" x 35.96" Clear Glass (Crated)	$46.30
46.0100.3642.T	29.96" x 35.96" Tinted Glass (Crated)	$58.94
46.0100.3642.W	29.96" x 35.96" Frosted Glass (Crated)	$140.30
46.0100.3648.C	29.96" x 41.96" Clear Glass (Crated)	$56.12
46.0100.3648.T	29.96" x 41.96" Tinted Glass (Crated)	$64.55
46.0100.3648.W	29.96" x 41.96" Frosted Glass (Crated)	$175.38
46.0100.3654.C	29.96" x 47.96" Clear Glass (Crated)	$67.36
46.0100.3654.T	29.96" x 47.96" Tinted Glass (Crated)	$77.17
46.0100.3654.W	29.96" x 47.96" Frosted Glass (Crated)	$203.44
46.0100.3660.C	29.96" x 53.96" Clear Glass (Crated)	$72.96
46.0100.3660.T	29.96" x 53.96" Tinted Glass (Crated)	$84.18
46.0100.3660.W	29.96" x 53.96" Frosted Glass (Crated)	$231.50
46.0100.3666.C	29.96" x 59.96" Clear Glass (Crated)	$75.78
46.0100.3666.T	29.96" x 59.96" Tinted Glass (Crated)	$95.41
46.0100.3666.W	29.96" x 59.96" Frosted Glass (Crated)	$245.54
46.0100.3672.C	29.96" x 65.96" Clear Glass (Crated)	$91.19
46.0100.3672.T	29.96" x 65.96" Tinted Glass (Crated)	$112.25
46.0100.3672.W	29.96" x 65.96" Frosted Glass (Crated)	$280.62
46.0100.3678.C	29.96" x 71.96" Clear Glass (Crated)	$98.22
46.0100.3678.T	29.96" x 71.96" Tinted Glass (Crated)	$126.28
46.0100.3678.W	29.96" x 71.96" Frosted Glass (Crated)	$315.67
46.0100.4242.C	35.96" x 35.96" Clear Glass (Crated)	$56.12
46.0100.4242.T	35.96" x 35.96" Tinted Glass (Crated)	$63.13
46.0100.4242.W	35.96" x 35.96" Frosted Glass (Crated)	$175.38
46.0100.4248.C	35.96" x 41.96" Clear Glass (Crated)	$70.16
46.0100.4248.T	35.96" x 41.96" Tinted Glass (Crated)	$70.16
46.0100.4248.W	35.96" x 41.96" Frosted Glass (Crated)	$189.41
46.0100.4254.C	35.96" x 47.96" Clear Glass (Crated)	$84.18
46.0100.4254.T	35.96" x 47.96" Tinted Glass (Crated)	$105.23
46.0100.4254.W	35.96" x 47.96" Frosted Glass (Crated)	$231.50
46.0100.4260.C	35.96" x 53.96" Clear Glass (Crated)	$87.00
46.0100.4260.T	35.96" x 53.96" Tinted Glass (Crated)	$112.25
46.0100.4260.W	35.96" x 53.96" Frosted Glass (Crated)	$308.68
46.0100.4266.C	35.96" x 59.96" Clear Glass (Crated)	$98.22

NEW YORK POWERWORKS COMPONENT PRICE LIST

Date: 8/3/2022

Part Number	Description	Unit Price
46.0100.4266.T	35.96" x 59.96" Tinted Glass (Crated)	$119.26
46.0100.4266.W	35.96" x 59.96" Frosted Glass (Crated)	$329.71
46.0100.4272.C	35.96" x 65.96" Clear Glass (Crated)	$112.25
46.0100.4272.T	35.96" x 65.96" Tinted Glass (Crated)	$126.28
46.0100.4272.W	35.96" x 65.96" Frosted Glass (Crated)	$350.76
46.0100.4278.C	35.96" x 71.96" Clear Glass (Crated)	$126.28
46.0100.4278.T	35.96" x 71.96" Tinted Glass (Crated)	$133.30
46.0100.4278.W	35.96" x 71.96" Frosted Glass (Crated)	$385.84
46.0100.4848.C	41.96" x 41.96" Clear Glass (Crated)	$84.18
46.0100.4848.T	41.96" x 41.96" Tinted Glass (Crated)	$84.18
46.0100.4848.W	41.96" x 41.96" Frosted Glass (Crated)	$252.54
46.0100.4854.C	41.96" x 47.96" Clear Glass (Crated)	$98.22
46.0100.4854.T	41.96" x 47.96" Tinted Glass (Crated)	$112.25
46.0100.4854.W	41.96" x 47.96" Frosted Glass (Crated)	$280.62
46.0100.4860.C	41.96" x 53.96" Clear Glass (Crated)	$112.25
46.0100.4860.T	41.96" x 53.96" Tinted Glass (Crated)	$119.26
46.0100.4860.W	41.96" x 53.96" Frosted Glass (Crated)	$385.84
46.0100.4866.C	41.96" x 59.96" Clear Glass (Crated)	$126.28
46.0100.4866.T	41.96" x 59.96" Tinted Glass (Crated)	$133.30
46.0100.4866.W	41.96" x 59.96" Frosted Glass (Crated)	$420.91
46.0100.4872.C	41.96" x 65.96" Clear Glass (Crated)	$143.11
46.0100.4872.T	41.96" x 65.96" Tinted Glass (Crated)	$140.30
46.0100.4872.W	41.96" x 65.96" Frosted Glass (Crated)	$448.97
46.0100.4878.C	41.96" x 71.96" Clear Glass (Crated)	$154.33
46.0100.4878.T	41.96" x 71.96" Tinted Glass (Crated)	$161.35
46.0100.4878.W	41.96" x 71.96" Frosted Glass (Crated)	$463.01
46.0200.PCK	Wire Guide 90 Degree Top Cap (PACKS OF 25)	$47.93
46.0201.XX.X	Top Cap Off Module Panel	$0.84
46.0202.XX.X	Trim Power Pole To Panel Trim	$3.21
46.0203.XX.X	Trim Power Pole To Ceiling Trim	$5.85
46.0212.XX	End Cap Tool Rail	$1.94
46.0213.30	30" Off Module Post Assembly	$99.57
46.0213.36	36" Off Module Post Assembly	$100.74
46.0213.42	42" Off Module Post Assembly	$103.08
46.0213.48	48" Off Module Post Assembly	$107.76
46.0213.54	54" Off Module Post Assembly	$108.93
46.0213.60	60" Off Module Post Assembly	$112.43
46.0213.66	66" Off Module Post Assembly	$113.60
46.0213.72	72" Off Module Post Assembly	$118.28
46.0213.78	78" Off Module Post Assembly	$119.44
46.0213.84	84" Off Module Post Assembly	$120.62
46.0217.12.XX	12" Filler Pass Through	$1.23
46.0217.18.XX	18" Filler Pass Through	$1.53
46.0217.24.XX	24" Filler Pass Through	$1.82
46.0217.30.XX	30" Filler Pass Through	$2.34
46.0217.36.XX	36" Filler Pass Through	$2.39
46.0217.42.XX	42" Filler Pass Through	$3.16
46.0217.48.XX	48" Filler Pass Through	$3.80
46.0217.54.XX	54" Filler Pass Through	$4.16
46.0217.60.XX	60" Filler Pass Through	$4.21
46.0217.66.XX	66" Filler Pass Through	$4.32
46.0217.72.XX	72" Filler Pass Through	$6.08
46.0217.78.XX	78" Filler Pass Through	$6.20
46.0222.L.RAW	Weldment Overhead Side Panel Left - Raw	$17.13
46.0222.R.RAW	Weldment Overhead Side Panel Right - Raw	$17.13

NEW YORK POWERWORKS COMPONENT PRICE LIST

Date: 8/3/2022

Part Number	Description	Unit Price
46.0222.RAW	Assembled Overhead Side Set Raw	$34.27
46.0222.XX	Assembled Overhead Side Set Painted	$40.31
46.0233.L.ZC	Overhead Bracket Panel Mount/On Module (Left)	$9.92
46.0233.R.ZC	Overhead Bracket Panel Mount/On Module (Right)	$9.92
46.0233.SET	Overhead Bracket Panel Mount/On Module (Set)	$19.84
46.0234	Bracket Off Module	$16.96
46.0234.SET	Bracket Overhead Off Module (Set)	$33.91
46.0240	Assembled Jamb Mounting Bracket	$37.18
46.0256.SA	Top Cap Universal Trim - Sand - UPH	$0.28
46.0256.XX	Top Cap Universal Trim - UNUPH	$0.28
46.0274.12.XX	12" Wall Mount Connector	$28.06
46.0274.18.XX	18" Wall Mount Connector	$29.23
46.0274.24.XX	24" Wall Mount Connector	$30.40
46.0274.30.XX	30" Wall Mount Connector	$31.57
46.0274.36.XX	36" Wall Mount Connector	$32.73
46.0274.42.XX	42" Wall Mount Connector	$33.91
46.0274.48.XX	48" Wall Mount Connector	$35.08
46.0274.54.XX	54" Wall Mount Connector	$36.25
46.0274.60.XX	60" Wall Mount Connector	$37.41
46.0274.66.XX	66" Wall Mount Connector	$49.12
46.0274.72.XX	72" Wall Mount Connector	$53.79
46.0274.78.XX	78" Wall Mount Connector	$56.13
46.0274.84.XX	84" Wall Mount Connector	$57.29
46.0275.12.XX	12" Wall Mount Strip	$17.54
46.0275.18.XX	18" Wall Mount Strip	$18.12
46.0275.24.XX	24" Wall Mount Strip	$24.55
46.0275.30.XX	30" Wall Mount Strip	$25.15
46.0275.36.XX	36" Wall Mount Strip	$25.72
46.0275.42.XX	42" Wall Mount Strip	$26.31
46.0275.48.XX	48" Wall Mount Strip	$29.23
46.0275.54.XX	54" Wall Mount Strip	$32.16
46.0275.60.XX	60" Wall Mount Strip	$32.73
46.0275.66.XX	66" Wall Mount Strip	$33.33
46.0275.72.XX	72" Wall Mount Strip	$35.08
46.0275.78.XX	78" Wall Mount Strip	$35.66
46.0275.84.XX	84" Wall Mount Strip	$36.25
46.0281.30	30" Off Module Half Post	$39.75
46.0281.36	36" Off Module Half Post	$40.93
46.0281.42	42" Off Module Half Post	$43.26
46.0281.48	48" Off Module Half Post	$46.77
46.0281.54	54" Off Module Half Post	$47.93
46.0281.60	60" Off Module Half Post	$50.28
46.0281.66	66" Off Module Half Post	$51.45
46.0281.72	72" Off Module Half Post	$52.61
46.0281.78	78" Off Module Half Post	$53.79
46.0281.84	84" Off Module Half Post	$54.95
46.0283.120.XX	Power Pole Kit 10 Feet - Painted	$59.63
46.0283.84.XX	Power Pole Kit 7 Feet - Painted	$45.60
46.0284	1/4 - 20 Hex Rivet Nut	$0.30
46.0287.X	Off Module Aluminum Clamp	$31.13
46.0290	1/4-20 Flange Nut	$0.05
46.0293.XX.X	Worksurface Grommet Cutout	$3.30
46.0294.XX.X	Worksurface Grommet Cutout Cover	$6.32
46.0297	Screw 1/4-20 X 1-3/4 PH PANHD ZC	$0.07
46.0297.BL	Window/Door Black Plastic Insert	$0.63

NEW YORK POWERWORKS COMPONENT PRICE LIST

Date: 8/3/2022

Part Number	Description	Unit Price
46.0298.12.XX	12" Wall Mount Conn/Strip Asm	$55.54
46.0298.18.XX	18" Wall Mount Conn/Strip Asm	$55.82
46.0298.24.XX	24" Wall Mount Conn/Strip Asm	$59.81
46.0298.30.XX	30" Wall Mount Conn/Strip Asm	$60.52
46.0298.36.XX	36" Wall Mount Conn/Strip Asm	$61.64
46.0298.42.XX	42" Wall Mount Conn/Strip Asm	$63.41
46.0298.48.XX	48" Wall Mount Conn/Strip Asm	$66.41
46.0298.54.XX	54" Wall Mount Conn/Strip Asm	$66.90
46.0298.60.XX	60" Wall Mount Conn/Strip Asm	$85.49
46.0298.66.XX	66" Wall Mount Conn/Strip Asm	$88.38
46.0298.72.XX	72" Wall Mount Conn/Strip Asm	$96.24
46.0298.78.XX	78" Wall Mount Conn/Strip Asm	$98.76
46.0298.84.XX	84" Wall Mount Conn/Strip Asm	$101.31
46.0299.2412.X	24" x 12" Universal Tackboard	$15.35
46.0299.2416.X	24" x 16" Universal Tackboard	$19.03
46.0299.2420.X	24" x 20" Universal Tackboard	$24.55
46.0299.2430.X	24" x 30" Universal Tackboard	$25.79
46.0299.2448.X	24" x 48" Universal Tackboard	$32.53
46.0299.3012.X	30" x 12" Universal Tackboard	$17.81
46.0299.3016.X	30" x 16" Universal Tackboard	$20.27
46.0299.3020.X	30" x 20" Universal Tackboard	$27.01
46.0299.3030.X	30" x 30" Universal Tackboard	$39.28
46.0299.3048.X	30" x 48" Universal Tackboard	$41.14
46.0299.3612.X	36" x 12" Universal Tackboard	$20.27
46.0299.3616.X	36" x 16" Universal Tackboard	$22.71
46.0299.3620.X	36" x 20" Universal Tackboard	$28.24
46.0299.3630.X	36" x 30" Universal Tackboard	$40.51
46.0299.3648.X	36" x 48" Universal Tackboard	$52.18
46.0299.4212.X	42" x 12" Universal Tackboard	$22.71
46.0299.4216.X	42" x 16" Universal Tackboard	$23.95
46.0299.4220.X	42" x 20" Universal Tackboard	$31.93
46.0299.4230.X	42" x 30" Universal Tackboard	$42.98
46.0299.4248.X	42" x 48" Universal Tackboard	$54.64
46.0299.4812.X	48" x 12" Universal Tackboard	$23.95
46.0299.4816.X	48" x 16" Universal Tackboard	$27.62
46.0299.4820.X	48" x 20" Universal Tackboard	$33.15
46.0299.4830.X	48" x 30" Universal Tackboard	$44.19
46.0299.4848.X	48" x 48" Universal Tackboard	$55.86
46.0299.5412.X	54" x 12" Universal Tackboard	$30.69
46.0299.5416.X	54" x 16" Universal Tackboard	$31.93
46.0299.5420.X	54" x 20" Universal Tackboard	$51.57
46.0299.5430.X	54" x 30" Universal Tackboard	$55.24
46.0299.5448.X	54" x 48" Universal Tackboard	$63.84
46.0299.6012.X	60" x 12" Universal Tackboard	$32.53
46.0299.6016.X	60" x 16" Universal Tackboard	$35.00
46.0299.6020.X	60" x 20" Universal Tackboard	$52.79
46.0299.6030.X	60" x 30" Universal Tackboard	$56.48
46.0299.6048.X	60" x 48" Universal Tackboard	$65.06
46.0326	"T" Insert Spacer	$1.49
46.0332	Header Lock	$3.63
46.0333.42.XX	Header Assembly Painted	$40.93
46.0341.24	16.17" Chicago Electric Bar	$25.72
46.0341.30	22.17" Chicago Electric Bar	$30.40
46.0341.36	28.17" Chicago Electric Bar	$32.73
46.0341.42	34.17" Chicago Electric Bar	$40.93

NEW YORK POWERWORKS COMPONENT PRICE LIST

Date: 8/3/2022

Part Number	Description	Unit Price
46.0341.48	40.17" Chicago Electric Bar	$44.44
46.0341.54	48.17" Chicago Electric Bar	$60.80
46.0341.60	54.17" Chicago Electric Bar	$67.82
46.0342.24.XX	24" Chicago Electric Base Side	$15.20
46.0342.30.XX	30" Chicago Electric Base Side	$17.54
46.0342.36.XX	36" Chicago Electric Base Side	$18.71
46.0342.42.XX	42" Chicago Electric Base Side	$24.55
46.0342.48.XX	48" Chicago Electric Base Side	$25.72
46.0342.54.XX	54" Chicago Electric Base Side	$26.90
46.0342.60.XX	60" Chicago Electric Base Side	$31.57
46.0365.XX.X	Top Cap Splice Plate	$0.28
46.0369.24.SA	24" Face Raceway Tile With One Hole-Sand - UPH	$20.20
46.0369.24.XX	24" Face Raceway Tile With One Hole - UNUPH	$20.20
46.0369.30.SA	30" Face Raceway Tile With Two Holes-Sand - UPH	$22.74
46.0369.30.XX	30" Face Raceway Tile With Two Holes - UNUPH	$22.74
46.0369.36.SA	36" Face Raceway Tile With Two Holes-Sand - UPH	$30.30
46.0369.36.XX	36" Face Raceway Tile With Two Holes - UNUPH	$30.30
46.0369.42.SA	42" Face Raceway Tile With Two Holes-Sand - UPH	$31.57
46.0369.42.XX	42" Face Raceway Tile With Two Holes - UNUPH	$31.57
46.0369.48.SA	48" Face Raceway Tile With Two Holes-Sand - UPH	$34.10
46.0369.48.XX	48" Face Raceway Tile With Two Holes - UNUPH	$34.10
46.0369.54.SA	54" Face Raceway Tile With Two Holes-Sand - UPH	$40.40
46.0369.54.XX	54" Face Raceway Tile With Two Holes - UNUPH	$40.40
46.0369.60.SA	60" Face Raceway Tile With Two Holes-Sand - UPH	$48.00
46.0369.60.XX	60" Face Raceway Tile With Two Holes - UNUPH	$48.00
46.0370	Powerworks Coat Hook	$2.80
46.0371	Off Module Markerboard & Tackboard Bracket	$4.96
46.0371.MB.KIT	Hardware Kit Markerboard Off Module PW	$11.99
46.0371.TB.KIT	Hardware Kit Tackboard Off Module PW	$12.28
46.0372	Off Module Markerboard & Tackboard Spacer	$0.15
46.0377.L.XX	Bracket ADA Height Outside Left Painted	$4.86
46.0377.R.XX	Bracket ADA Height Outside Right Painted	$4.86
46.0378.L.XX	Bracket ADA Height Inside Left Painted	$8.42
46.0378.R.XX	Bracket ADA Height Inside Right Painted	$8.42
46.0379.L.XX	Bracket Lock ADA Height Left Painted	$16.08
46.0379.R.XX	Bracket Lock ADA Height Right Painted	$16.08
46.0381.24.SA	24" Chicago Face Raceway Tile With One Hole	$26.85
46.0381.30.SA	30" Chicago Face Raceway Tile With Two Holes	$26.90
46.0381.36.SA	36" Chicago Face Raceway Tile With Two Holes	$27.18
46.0381.42.SA	42" Chicago Face Raceway Tile With Two Holes	$30.99
46.0381.48.SA	48" Chicago Face Raceway Tile With Two Holes	$32.16
46.0381.54.SA	54" Chicago Face Raceway Tile With Two Holes	$32.73
46.0381.60.SA	60" Chicago Face Raceway Tile With Two Holes	$53.79
46.0383.12.XX	12" Stackable End Of Run Trim	$2.93
46.0383.18.XX	18" Stackable End Of Run Trim	$3.80
46.0383.24.XX	24" Stackable End Of Run Trim	$4.96
46.0556.BL	Name Tag Bracket Off Module	$6.51
46.0627.BL	Asm Lateral Support Painted	$14.03
46.0630.12.BL	12" Closed Section Horizontal	$17.83
46.0630.18.BL	18" Closed Section Horizontal	$20.47
46.0630.24.BL	24" Closed Section Horizontal	$23.38
46.0630.30.BL	30" Closed Section Horizontal	$26.59
46.0630.36.BL	36" Closed Section Horizontal	$29.83
46.0630.42.BL	42" Closed Section Horizontal	$32.16
46.0630.48.BL	48" Closed Section Horizontal	$35.08

NEW YORK POWERWORKS COMPONENT PRICE LIST

Date: 8/3/2022

Part Number	Description	Unit Price
46.0630.54.BL	54" Closed Section Horizontal	$38.58
46.0630.60.BL	60" Closed Section Horizontal	$40.05
46.0677.12.X	12" 10-Wire 4-4-2 Power Pass Thru	$34.87
46.0677.18.X	18" 10-Wire 4-4-2 Power Pass Thru	$36.07
46.0677.24.X	24" 10-Wire 4-4-2 Power Pass Thru	$37.26
46.0677.30.X	30" 10-Wire 4-4-2 Power Pass Thru	$38.47
46.0677.36.X	36" 10-Wire 4-4-2 Power Pass Thru	$39.67
46.0677.42.X	42" 10-Wire 4-4-2 Power Pass Thru	$40.88
46.0677.48.X	48" 10-Wire 4-4-2 Power Pass Thru	$42.08
46.0677.54.X	54" 10-Wire 4-4-2 Power Pass Thru	$43.28
46.0677.60.X	60" 10-Wire 4-4-2 Power Pass Thru	$44.48
46.0678.12.X	12" 10-Wire 6-2-2 Power Pass Thru	$34.87
46.0678.18.X	18" 10-Wire 6-2-2 Power Pass Thru	$36.07
46.0678.24.X	24" 10-Wire 6-2-2 Power Pass Thru	$37.26
46.0678.30.X	30" 10-Wire 6-2-2 Power Pass Thru	$38.47
46.0678.36.X	36" 10-Wire 6-2-2 Power Pass Thru	$39.67
46.0678.42.X	42" 10-Wire 6-2-2 Power Pass Thru	$40.88
46.0678.48.X	48" 10-Wire 6-2-2 Power Pass Thru	$42.08
46.0678.54.X	54" 10-Wire 6-2-2 Power Pass Thru	$43.28
46.0678.60.X	60" 10-Wire 6-2-2 Power Pass Thru	$44.48
46.0679	Shoulder Bolt/Washer	$0.39
46.0756.42	42" Powerworks Tile Separator	$3.63
46.0756.48	48" Powerworks Tile Separator	$4.03
46.0756.54	54" Powerworks Tile Separator	$4.44
46.0756.60	60" Powerworks Tile Separator	$4.86
46.0763.4272	.65NRC 42" x 72" Split Core	$9.35
46.0763.4278	.65NRC 42" x 78" Split Core	$10.99
46.0763.4860	.65NRC 48" x 60" Split Core	$9.48
46.0763.4866	.65NRC 48" x 66" Split Core	$10.52
46.0763.4872	.65NRC 48" x 72" Split Core	$10.82
46.0763.4878	.65NRC 48" x 78" Split Core	$11.11
46.0763.5454	.65NRC 54" x 54" Split Core	$9.48
46.0763.5460	.65NRC 54" x 60" Split Core	$9.82
46.0763.5466	.65NRC 54" x 66" Split Core	$10.65
46.0763.5472	.65NRC 54" x 72" Split Core	$11.11
46.0763.5478	.65NRC 54" x 78" Split Core	$11.70
46.0763.6048	.65NRC 60" x 48" Split Core	$9.35
46.0763.6054	.65NRC 60" x 54" Split Core	$10.52
46.0763.6060	.65NRC 60" x 60" Split Core	$11.11
46.0763.6066	.65NRC 60" x 66" Split Core	$11.70
46.0763.6072	.65NRC 60" x 72" Split Core	$12.87
46.0763.6078	.65NRC 60" x 78" Split Core	$14.03
46.0774.24.X	24" 10-Wire 4-4-2 Rigid Wireway	$38.24
46.0774.30.X	30" 10-Wire 4-4-2 Rigid Wireway	$39.49
46.0774.36.X	36" 10-Wire 4-4-2 Rigid Wireway	$40.76
46.0774.42.X	42" 10-Wire 4-4-2 Rigid Wireway	$42.06
46.0774.48.X	48" 10-Wire 4-4-2 Rigid Wireway	$43.97
46.0774.54.X	54" 10-Wire 4-4-2 Rigid Wireway	$45.87
46.0774.60.X	60" 10-Wire 4-4-2 Rigid Wireway	$47.78
46.0774.66	66" 10-Wire 4-4-2 Rigid Wireway	$54.53
46.0776.56.X	56" 10-Wire 4-4-2 Vertical Jumper	$48.85
46.0778.144.X	10-Wire 4-4-2 144" Top Feed	$69.43
46.0778.216.X	10-Wire 4-4-2 216" Top Feed	$88.36
46.0778.288.X	10-Wire 4-4-2 288" Top Feed	$153.46
46.0779.1.XX.X	10-Wire 4-4-2 Circuit #1 Receptacle	$13.01

NEW YORK POWERWORKS COMPONENT PRICE LIST

Date: 8/3/2022

Part Number	Description	Unit Price
46.0779.2.XX.X	10-Wire 4-4-2 Circuit #2 Receptacle	$13.01
46.0779.3I.X	10-Wire 4-4-2 Circuit #3I Receptacle	$13.01
46.0779.4I.X	10-Wire 4-4-2 Circuit #4I Receptacle	$13.01
46.0780.24.X	24" 10-Wire 6-2-2 Rigid Wireway	$38.24
46.0780.30.X	30" 10-Wire 6-2-2 Rigid Wireway	$39.49
46.0780.36.X	36" 10-Wire 6-2-2 Rigid Wireway	$40.76
46.0780.42.X	42" 10-Wire 6-2-2 Rigid Wireway	$42.06
46.0780.48.X	48" 10-Wire 6-2-2 Rigid Wireway	$43.97
46.0780.54.X	54" 10-Wire 6-2-2 Rigid Wireway	$45.87
46.0780.60.X	60" 10-Wire 6-2-2 Rigid Wireway	$47.78
46.0780.66.X	66" 10-Wire 6-2-2 Rigid Wireway	$54.53
46.0782.56.X	56" 10-Wire 6-2-2 Vertical Jumper	$48.85
46.0784.144.X	10-Wire 6-2-2 144" Top Feed	$69.43
46.0784.216.X	10-Wire 6-2-2 216" Top Feed	$88.36
46.0784.288.X	10-Wire 6-2-2 288" Top Feed	$153.46
46.0785.1.XX.X	10-Wire 6-2-2 Circuit #1 Receptacle	$13.01
46.0785.2.XX.X	10-Wire 6-2-2 Circuit #2 Receptacle	$13.01
46.0785.3.XX.X	10-Wire 6-2-2 Circuit #3 Receptacle	$13.01
46.0785.4I.X	10-Wire 6-2-2 Circuit #4I Receptacle	$13.01
46.0785.5I.X	10-Wire 6-2-2 Circuit #5I Receptacle	$13.01
46.0785.6I.X	10-Wire 6-2-2 Circuit #6I Receptacle	$13.01
46.0948.XX	Base Raceway Filler Plate	$0.75
46.0949	Support Base Raceway Center	$7.02
46.0950.12.XXX	12" Veneer Top Cap	$42.09
46.0950.18.XXX	18" Veneer Top Cap	$45.60
46.0950.24.XXX	24" Veneer Top Cap	$49.12
46.0950.30.XXX	30" Veneer Top Cap	$53.79
46.0950.36.XXX	36" Veneer Top Cap	$58.47
46.0950.42.XXX	42" Veneer Top Cap	$64.31
46.0950.48.XXX	48" Veneer Top Cap	$72.50
46.0950.54.XXX	54" Veneer Top Cap	$75.99
46.0950.60.XXX	60" Veneer Top Cap	$79.51
46.0951.12.XXX	12" Veneer End of Run	$43.26
46.0951.18.XXX	18" Veneer End of Run	$46.77
46.0951.24.XXX	24" Veneer End of Run	$50.28
46.0951.30.XXX	30" Veneer End of Run	$52.61
46.0951.36.XXX	36" Veneer End of Run	$60.80
46.0951.42.XXX	42" Veneer End of Run	$64.31
46.0951.48.XXX	48" Veneer End of Run	$73.66
46.0951.54.XXX	54" Veneer End of Run	$75.99
46.0951.60.XXX	60" Veneer End of Run	$81.85
46.0951.66.XXX	66" Veneer End of Run	$86.53
46.0955.X	120 Degree Connector	$32.74
46.0980.30	30" Off-Module Panel Connector	$97.05
46.0980.36	36" Off-Module Panel Connector	$99.38
46.0980.42	42" Off-Module Panel Connector	$105.23
46.0980.48	48" Off-Module Panel Connector	$111.08
46.0980.54	54" Off-Module Panel Connector	$113.41
46.0980.60	60" Off-Module Panel Connector	$120.43
46.0980.66	66" Off-Module Panel Connector	$121.59
46.0980.72	72" Off-Module Panel Connector	$173.04
46.1027.XX.X	120 Degree Dead End Cap	$5.85
46.1028.XX.X	120 Degree 2-Way Top Cap	$4.68
46.1029.XX.X	120 Degree 3-Way Top Cap	$7.73
46.1032.30.SA	30" 120 Degree Trim - Sand - UPH	$11.70

NEW YORK POWERWORKS COMPONENT PRICE LIST

Date: 8/3/2022

Part Number	Description	Unit Price
46.1032.30.XX	30" 120 Degree Trim - UNUPH	$11.70
46.1032.36.SA	36" 120 Degree Trim - Sand - UPH	$15.20
46.1032.36.XX	36" 120 Degree Trim - UNUPH	$15.20
46.1032.42.SA	42" 120 Degree Trim - Sand - UPH	$16.37
46.1032.42.XX	42" 120 Degree Trim - UNUPH	$16.37
46.1032.48.SA	48" 120 Degree Trim - Sand - UPH	$17.54
46.1032.48.XX	48" 120 Degree Trim - UNUPH	$17.54
46.1032.54.SA	54" 120 Degree Trim - Sand - UPH	$18.71
46.1032.54.XX	54" 120 Degree Trim - UNUPH	$18.71
46.1032.60.SA	60" 120 Degree Trim - Sand - UPH	$21.63
46.1032.60.XX	60" 120 Degree Trim - UNUPH	$21.63
46.1032.66.SA	66" 120 Degree Trim - Sand - UPH	$23.98
46.1032.66.XX	66" 120 Degree Trim - UNUPH	$23.98
46.1032.72.SA	72" 120 Degree Trim - Sand - UPH	$28.06
46.1032.72.XX	72" 120 Degree Trim - UNUPH	$28.06
46.1032.84.SA	84" 120 Degree Trim - Sand - UPH	$29.23
46.1032.84.XX	84" 120 Degree Trim - UNUPH	$29.23
46.1037.12	12" 120 Degree Light Block	$6.73
46.1037.18	18" 120 Degree Light Block	$7.02
46.1037.24	24" 120 Degree Light Block	$8.19
46.1037.30	30" 120 Degree Light Block	$9.35
46.1037.36	36" 120 Degree Light Block	$11.11
46.1037.42	42" 120 Degree Light Block	$11.70
46.1037.48	48" 120 Degree Light Block	$14.03
46.1037.54	54" 120 Degree Light Block	$14.62
46.1037.60	60" 120 Degree Light Block	$16.37
46.1037.66	66" 120 Degree Light Block	$17.54
46.1037.72	72" 120 Degree Light Block	$19.88
46.1037.78	78" 120 Degree Light Block	$21.05
46.1037.84	84" 120 Degree Light Block	$22.22
46.1060.XX	Powerworks Standard (24"-60") Bracket Countertop Kit	$23.38
46.1062.XX	Powerworks Extended (66"-84") Bracket Countertop Kit	$35.08
46.1064.XX	Powerworks Std/32" Hgt (24"-60") Bracket Countertop Kit	$56.13
46.1065.1218.UP	Raceway Tile - No Knockout 12"x18" - Sand	$16.37
46.1065.1818.UP	Raceway Tile - No Knockout 18"x18" - Sand	$23.38
46.1066.XX	Powerworks Ext/32" Hgt (66"-84") Bracket Countertop Kit	$87.69
46.1067	Flexible Wire Holder (Side Light Block)	$0.76
46.1081	Off-Module Worksurface Support	$83.04
46.1086.12.BL	Bracket, Veneer Tile 12"	$11.99
46.1086.18.BL	Bracket, Veneer Tile 18"	$12.56
46.1086.24.BL	Bracket, Veneer Tile 24"	$14.62
46.1086.30.BL	Bracket, Veneer Tile 30"	$16.08
46.1086.36.BL	Bracket, Veneer Tile 36"	$16.37
46.1086.42.BL	Bracket, Veneer Tile 42"	$17.54
46.1215.24.XX	24" Single Side Base Raceway With Holes Tech	$18.71
46.1215.30.XX	30" Single Side Base Raceway With Holes Tech	$21.05
46.1215.36.XX	36" Single Side Base Raceway With Holes Tech	$22.22
46.1215.42.XX	42" Single Side Base Raceway With Holes Tech	$24.55
46.1215.48.XX	48" Single Side Base Raceway With Holes Tech	$25.72
46.1215.54.XX	54" Single Side Base Raceway With Holes Tech	$26.90
46.1215.60.XX	60" Single Side Base Raceway With Holes Tech	$29.23
46.1218.24.XX	24" Domestic Power Base Cover 1 Side	$24.55
46.1218.30.XX	30" Domestic Power Base Cover 1 Side	$26.90
46.1218.36.XX	36" Domestic Power Base Cover 1 Side	$28.06
46.1218.42.XX	42" Domestic Power Base Cover 1 Side	$33.91

NEW YORK POWERWORKS COMPONENT PRICE LIST

Date: 8/3/2022

Part Number	Description	Unit Price
46.1218.48.XX	48" Domestic Power Base Cover 1 Side	$35.08
46.1218.54.XX	54" Domestic Power Base Cover 1 Side	$38.58
46.1218.60.XX	60" Domestic Power Base Cover 1 Side	$39.75
46.1220.12.XX	12" Single Side Base Raceway No Holes Tech	$14.03
46.1220.18.XX	18" Single Side Base Raceway No Holes Tech	$15.20
46.1220.24.XX	24" Single Side Base Raceway No Holes Tech	$17.54
46.1220.30.XX	30" Single Side Base Raceway No Holes Tech	$18.71
46.1220.36.XX	36" Single Side Base Raceway No Holes Tech	$19.88
46.1220.42.XX	42" Single Side Base Raceway No Holes Tech	$23.38
46.1220.48.XX	48" Single Side Base Raceway No Holes Tech	$24.55
46.1220.54.XX	54" Single Side Base Raceway No Holes Tech	$28.06
46.1220.60.XX	60" Single Side Base Raceway No Holes Tech	$29.23
46.1221.X	Tile Hook - Short (Dark Gray)	$0.14
46.1223.12.X	12" Tile Clip	$0.93
46.1223.18.X	18" Tile Clip	$1.18
46.1223.24.X	24" Tile Clip	$1.30
46.1223.30.X	30" Tile Clip	$1.56
46.1223.36.X	36" Tile Clip	$1.68
46.1223.42.X	42" Tile Clip	$1.81
46.1223.48.X	48" Tile Clip	$1.99
46.1223.54.X	54" Tile Clip	$2.61
46.1223.60.X	60" Tile Clip	$2.85
46.1224.1212	12" x 12" Basic Acoustical Tile Core	$2.46
46.1224.1218	12" x 18" Basic Acoustical Tile Core	$3.51
46.1224.1224	12" x 24" Basic Acoustical Tile Core	$4.21
46.1224.1812	18" x 12" Basic Acoustical Tile Core	$3.51
46.1224.1818	18" x 18" Basic Acoustical Tile Core	$6.08
46.1224.1824	18" x 24" Basic Acoustical Tile Core	$6.37
46.1224.2412	24" x 12" Basic Acoustical Tile Core	$4.21
46.1224.2418	24" x 18" Basic Acoustical Tile Core	$6.84
46.1224.2424	24" x 24" Basic Acoustical Tile Core	$7.61
46.1224.3012	30" x 12" Basic Acoustical Tile Core	$5.37
46.1224.3018	30" x 18" Basic Acoustical Tile Core	$9.64
46.1224.3024	30" x 24" Basic Acoustical Tile Core	$10.18
46.1224.3612	36" x 12" Basic Acoustical Tile Core	$6.43
46.1224.3618	36" x 18" Basic Acoustical Tile Core	$11.40
46.1224.3624	36" x 24" Basic Acoustical Tile Core	$11.99
46.1224.4212	42" x 12" Basic Acoustical Tile Core	$7.14
46.1224.4218	42" x 18" Basic Acoustical Tile Core	$12.28
46.1224.4224	42" x 24" Basic Acoustical Tile Core	$14.16
46.1224.4812	48" x 12" Basic Acoustical Tile Core	$7.89
46.1224.4818	48" x 18" Basic Acoustical Tile Core	$13.10
46.1224.4824	48" x 24" Basic Acoustical Tile Core	$15.32
46.1224.5412	54" x 12" Basic Acoustical Tile Core	$9.35
46.1224.5418	54" x 18" Basic Acoustical Tile Core	$16.67
46.1224.5424	54" x 24" Basic Acoustical Tile Core	$17.65
46.1224.6012	60" x 12" Basic Acoustical Tile Core	$10.65
46.1224.6018	60" x 18" Basic Acoustical Tile Core	$19.88
46.1224.6024	60" x 24" Basic Acoustical Tile Core	$21.05
46.1229.SET	Universal Overhead Off-Module Mounting Bracket - 18" Tiles	$67.82
46.1233.2418.SA	Raceway Tile - One Hole 24"x18" - Sand - UPH	$23.16
46.1233.2418.XX	Raceway Tile - One Hole 24"x18" - UNUPH	$23.16
46.1233.3018.SA	Raceway Tile - Two Hole 30"x18" - Sand - UPH	$25.26
46.1233.3018.XX	Raceway Tile - Two Hole 30"x18" - UNUPH	$25.26
46.1233.3618.SA	Raceway Tile - Two Hole 36"x18" - Sand - UPH	$26.66

NEW YORK POWERWORKS COMPONENT PRICE LIST

Date: 8/3/2022

Part Number	Description	Unit Price
46.1233.3618.XX	Raceway Tile - Two Hole 36"x18" - UNUPH	$26.66
46.1233.4218.SA	Raceway Tile - Two Hole 42"x18" - Sand - UPH	$29.46
46.1233.4218.XX	Raceway Tile - Two Hole 42"x18" - UNUPH	$29.46
46.1233.4818.SA	Raceway Tile - Two Hole 48"x18" - Sand - UPH	$32.28
46.1233.4818.XX	Raceway Tile - Two Hole 48"x18" - UNUPH	$32.28
46.1233.5418.SA	Raceway Tile - Two Hole 54"x18" - Sand - UPH	$33.67
46.1233.5418.XX	Raceway Tile - Two Hole 54"x18" - UNUPH	$33.67
46.1233.6018.SA	Raceway Tile - Two Hole 60"x18" - Sand - UPH	$36.48
46.1233.6018.XX	Raceway Tile - Two Hole 60"x18" - UNUPH	$36.48
46.1241.12.BL	12" Base Raceway Cover Bottom Steel	$7.64
46.1241.18.BL	18" Base Raceway Cover Bottom Steel	$8.08
46.1241.24.BL	24" Base Raceway Cover Bottom Steel	$9.45
46.1241.30.BL	30" Base Raceway Cover Bottom Steel	$10.20
46.1241.36.BL	36" Base Raceway Cover Bottom Steel	$10.56
46.1241.42.BL	42" Base Raceway Cover Bottom Steel	$12.94
46.1241.48.BL	48" Base Raceway Cover Bottom Steel	$13.55
46.1241.54.BL	54" Base Raceway Cover Bottom Steel	$14.02
46.1241.60.BL	60" Base Raceway Cover Bottom Steel	$14.83
46.2103.XX	Overhead Bracket Load Bar Mount (Set)	$43.04
46.2636	Rivet, Countersunk 1/8" #44 OHKC	$0.02
46.3140.L.BL	9" Bracket Left - Low Shelves	$11.11
46.3140.R.BL	9" Bracket Right - Low Shelves	$11.11
46.3141.L.XX	15" Bracket Left-Flipper Door Overheads & Regular Shelves	$20.47
46.3141.R.XX	15" Bracket Right-Flipper Door Overheads & Regular Shelves	$20.47
46.3216.L.XX	Universal - 15" Left Cantilever Bracket	$10.52
46.3216.R.XX	Universal - 15" Right Cantilever Bracket	$10.52
46.3217.L.XX	Universal - 11" Left Cantilever Bracket	$8.47
46.3217.R.XX	Universal - 11" Right Cantilever Bracket	$8.47
46.3224.144.XX.X	Universal Infeed, Non-Handed, 442, 144"	$136.28
46.3224.72.XX.X	Universal Infeed, Non-Handed, 442, 72"	$57.70
46.3225.144.XX.X	Universal Infeed, Non-Handed, 622, 144"	$136.28
46.3225.72.XX.X	Universal Infeed, Non-Handed, 622, 72"	$57.70
46.4040.12.XX	12" Vertical Trim Metal Cover	$12.56
46.4040.18.XX	18" Vertical Trim Metal Cover	$13.05
46.4040.24.XX	24" Vertical Trim Metal Cover	$13.33
46.4040.36.XX	36" Vertical Trim Metal Cover	$13.61
46.4040.42.XX	42" Vertical Trim Metal Cover	$14.21
46.4040.48.XX	48" Vertical Trim Metal Cover	$14.73
46.4040.54.XX	54" Vertical Trim Metal Cover	$15.79
46.4040.60.XX	60" Vertical Trim Metal Cover	$18.12
46.4040.66.XX	66" Vertical Trim Metal Cover	$19.30
46.4040.78.XX	78" Vertical Trim Metal Cover	$22.68
46.4044.12.XX	12" Ht Chng Vert Trim Metal Cover	$12.56
46.4044.18.XX	18" Ht Chng Vert Trim Metal Cover	$13.05
46.4044.24.XX	24" Ht Chng Vert Trim Metal Cover	$13.33
46.4044.36.XX	36" Ht Chng Vert Trim Metal Cover	$13.61
46.4044.42.XX	42" Ht Chng Vert Trim Metal Cover	$14.21
46.5172.X	Base Tile Hook Tech	$0.52
46.5173.X	Half-Post Clip Tech Base Hook	$0.88
46.5174.X	Full-Post Clip Tech Base Hook	$1.17
46.5176.FB	Universal Cantilever Bracket - Flat Blank	$3.76
46.5176.L.XX	Universal Cantilever Bracket - Left Hand	$8.53
46.5176.R.XX	Universal Cantilever Bracket - Right Hand	$8.53
46.5177.X	Horizontal Lock Cam - Tile Mount	$0.39
46.5296.L.XX	Universal Worksurface Support Bracket - Left Hand	$4.96

NEW YORK POWERWORKS COMPONENT PRICE LIST

Date: 8/3/2022

Part Number	Description	Unit Price
46.5296.R.XX	Universal Worksurface Support Bracket - Right Hand	$4.96
46.5297.L.XX	Universal Worksurface Support Lock - Left Hand	$3.80
46.5297.R.XX	Universal Worksurface Support Lock - Right Hand	$3.80
46.5300.12.SA	Raceway Tile - No Knockout 12"-Sand - UPH	$12.87
46.5300.12.XX	Raceway Tile - No Knockout 12" - UNUPH	$12.87
46.5300.18.SA	Raceway Tile - No Knockout 18"-Sand - UPH	$16.37
46.5300.18.XX	Raceway Tile - No Knockout 18" - UNUPH	$16.37
46.5306	1/4" Nylon Spacer	$0.18
46.5308.12.XX	12" Aluminum Top Cap	$28.06
46.5308.18.XX	18" Aluminum Top Cap	$32.73
46.5308.24.XX	24" Aluminum Top Cap	$35.08
46.5308.30.XX	30" Aluminum Top Cap	$37.41
46.5308.36.XX	36" Aluminum Top Cap	$38.58
46.5308.42.XX	42" Aluminum Top Cap	$43.26
46.5308.48.XX	48" Aluminum Top Cap	$46.77
46.5308.54.XX	54" Aluminum Top Cap	$49.12
46.5308.60.XX	60" Aluminum Top Cap	$56.13
46.5309.24.XX	24" Aluminum End-of-Run Cap	$25.72
46.5309.30.XX	30" Aluminum End-of-Run Cap	$26.90
46.5309.36.XX	36" Aluminum End-of-Run Cap	$29.23
46.5309.42.XX	42" Aluminum End-of-Run Cap	$32.73
46.5309.48.XX	48" Aluminum End-of-Run Cap	$35.08
46.5309.54.XX	54" Aluminum End-of-Run Cap	$36.25
46.5309.60.XX	60" Aluminum End-of-Run Cap	$37.41
46.5309.66.XX	66" Aluminum End-of-Run Cap	$47.93
46.5309.72.XX	72" Aluminum End-of-Run Cap	$49.12
46.5309.78.XX	78" Aluminum End-of-Run Cap	$50.28
46.5309.84.XX	84" Aluminum End-of-Run Cap	$51.45
46.5310.XX	Aluminum End-of-Run Top Cap	$15.20
46.5311.XX	Aluminum 90 Degree Top Cap	$22.22
46.5312	Top Cap Attaching Clip	$0.93
46.5314.XX	Aluminum Dead-End Top Cap	$23.10
46.5315.XX	Aluminum 180 Degree In-Line Top Cap	$26.31
46.5316.XX	Aluminum 3-Way Top Cap	$19.88
46.5317.XX	Aluminum 4-Way Top Cap	$14.62
46.5326.L.X	Universal Worksurface Support Panel Bracket - Left Hand	$3.42
46.5326.R.X	Universal Worksurface Support Panel Bracket - Right Hand	$3.42
46.5329.12.XX	12" Aluminum Top Cap Change-Height Condition	$23.38
46.5329.18.XX	18" Aluminum Top Cap Change-Height Condition	$28.06
46.5329.24.XX	24" Aluminum Top Cap Change-Height Condition	$30.40
46.5329.30.XX	30" Aluminum Top Cap Change-Height Condition	$32.73
46.5329.36.XX	36" Aluminum Top Cap Change-Height Condition	$33.91
46.5329.42.XX	42" Aluminum Top Cap Change-Height Condition	$38.58
46.5329.48.XX	48" Aluminum Top Cap Change-Height Condition	$42.09
46.5329.54.XX	54" Aluminum Top Cap Change-Height Condition	$44.44
46.5329.60.XX	60" Aluminum Top Cap Change-Height Condition	$51.45
46.5330.12.XX	12" Stackable End-of-Run Aluminum	$19.30
46.5330.18.XX	18" Stackable End-of-Run Aluminum	$23.38
46.5330.24.XX	24" Stackable End-of-Run Aluminum	$24.55
46.5331.06.XX	6" Aluminum Height-Change End-of-Run Trim	$22.22
46.5331.12.XX	12" Aluminum Height-Change End-of-Run Trim	$23.38
46.5331.18.XX	18" Aluminum Height-Change End-of-Run Trim	$26.90
46.5331.24.XX	24" Aluminum Height-Change End-of-Run Trim	$29.23
46.5331.30.XX	30" Aluminum Height-Change End-of-Run Trim	$30.40
46.5331.36.XX	36" Aluminum Height-Change End-of-Run Trim	$32.73

NEW YORK POWERWORKS COMPONENT PRICE LIST

Date: 8/3/2022

Part Number	Description	Unit Price
46.5331.42.XX	42" Aluminum Height-Change End-of-Run Trim	$36.25
46.5331.48.XX	48" Aluminum Height-Change End-of-Run Trim	$38.58
46.5331.54.XX	54" Aluminum Height-Change End-of-Run Trim	$40.93
46.5347	Replacement Splice Plate	$2.93
46.5350.XX	120 Degree 3-Way Top Cap	$9.35
46.5351.XX	120 Degree 2-Way Top Cap	$9.35
46.5352.XX	120 Degree Dead End Top Cap	$9.35
46.5420.30.XX	30" Aluminum End-of-Run Cap Flat	$28.06
46.5420.36.XX	36" Aluminum End-of-Run Cap Flat	$30.40
46.5420.42.XX	42" Aluminum End-of-Run Cap Flat	$33.91
46.5420.48.XX	48" Aluminum End-of-Run Cap Flat	$36.25
46.5420.54.XX	54" Aluminum End-of-Run Cap Flat	$37.41
46.5420.60.XX	60" Aluminum End-of-Run Cap Flat	$38.58
46.5420.66.XX	66" Aluminum End-of-Run Cap Flat	$49.12
46.5420.72.XX	72" Aluminum End-of-Run Cap Flat	$50.28
46.5420.78.XX	78" Aluminum End-of-Run Cap Flat	$51.45
46.5420.84.XX	84" Aluminum End-of-Run Cap Flat	$52.61
46.5510.X	Vertical Post Light Block Retainer	$0.28
46.9500	Glass Divider Clamp Kit	$21.05
46.9510.24	24" Glass Divider Horz Rail	$11.40
46.9510.30	30" Glass Divider Horz Rail	$13.15
46.9510.36	36" Glass Divider Horz Rail	$14.91
46.9510.42	42" Glass Divider Horz Rail	$16.67
46.9510.48	48" Glass Divider Horz Rail	$18.42
46.9510.54	54" Glass Divider Horz Rail	$20.17
46.9510.60	60" Glass Divider Horz Rail	$21.92
46.9513.24.XX	24" Glass Divider Top Cap	$25.72
46.9513.24N.XX	24" Glass Divider Narrow Top Cap	$25.72
46.9513.30.XX	30" Glass Divider Top Cap	$28.06
46.9513.30N.XX	30" Glass Divider Narrow Top Cap	$28.06
46.9513.36.XX	36" Glass Divider Top Cap	$30.40
46.9513.36N.XX	36" Glass Divider Narrow Top Cap	$30.40
46.9513.42.XX	42" Glass Divider Top Cap	$32.73
46.9513.42N.XX	42" Glass Divider Narrow Top Cap	$32.73
46.9513.48.XX	48" Glass Divider Top Cap	$36.25
46.9513.48N.XX	48" Glass Divider Narrow Top Cap	$36.25
46.9513.54.XX	54" Glass Divider Top Cap	$38.58
46.9513.54N.XX	54" Glass Divider Narrow Top Cap	$38.58
46.9513.60.XX	60" Glass Divider Top Cap	$46.77
46.9513.60N.XX	60" Glass Divider Narrow Top Cap	$46.77
469514.1224.CL	12x24 Clear Divider Acrylic	$72.50
469514.1224.FR	12x24 Frosted Divider Acrylic	$95.88
469514.1224N.CL	12x24 Narrow Clear Divider Acrylic	$67.82
469514.1224N.FR	12x24 Narrow Frosted Divider Acrylic	$91.20
469514.1230.CL	12x30 Clear Divider Acrylic	$84.18
469514.1230.FR	12x30 Frosted Divider Acrylic	$112.24
469514.1230N.CL	12x30 Narrow Clear Divider Acrylic	$78.34
469514.1230N.FR	12x30 Narrow Frosted Divider Acrylic	$106.40
469514.1236.CL	12x36 Clear Divider Acrylic	$101.73
469514.1236.FR	12x36 Frosted Divider Acrylic	$135.62
469514.1236N.CL	12x36 Narrow Clear Divider Acrylic	$95.88
469514.1236N.FR	12x36 Narrow Frosted Divider Acrylic	$129.79
469514.1242.CL	12x42 Clear Divider Acrylicq	$111.08
469514.1242.FR	12x42 Frosted Divider Acrylic	$152.01
469514.1242N.CL	12x42 Narrow Clear Divider Acrylic	$105.23

NEW YORK POWERWORKS COMPONENT PRICE LIST

Date: 8/3/2022

Part Number	Description	Unit Price
469514.1242N.FR	12x42 Narrow Frosted Divider Acrylic	$146.15
469514.1248.CL	12x48 Clear Divider Acrylic	$133.29
469514.1248.FR	12x48 Frosted Divider Acrylic	$210.45
469514.1248N.CL	12x48 Narrow Clear Divider Acrylic	$127.44
469514.1248N.FR	12x48 Narrow Frosted Divider Acrylic	$204.62
469514.1254.CL	12x54 Clear Divider Acrylic	$143.81
469514.1254.FR	12x54 Frosted Divider Acrylic	$219.81
469514.1254N.CL	12x54 Narrow Clear Divider Acrylic	$132.12
469514.1254N.FR	12x54 Narrow Frosted Divider Acrylic	$213.97
469514.1260.CL	12x60 Clear Divider Acrylic	$184.74
469514.1260.FR	12x60 Frosted Divider Acrylic	$243.20
469514.1260N.CL	12x60 Narrow Clear Divider Acrylic	$167.20
469514.1260N.FR	12x60 Narrow Frosted Divider Acrylic	$237.35
469514.1824.CL	18x24 Clear Divider Acrylic	$108.74
469514.1824.FR	18x24 Frosted Divider Acrylic	$126.27
469514.1824N.CL	18x24 Narrow Clear Divider Acrylic	$102.89
469514.1824N.FR	18x24 Narrow Frosted Divider Acrylic	$120.43
469514.1830.CL	18x30 Clear Divider Acrylic	$119.26
469514.1830.FR	18x30 Frosted Divider Acrylic	$142.65
469514.1830N.CL	18x30 Narrow Clear Divider Acrylicq	$113.41
469514.1830N.FR	18x30 Narrow Frosted Divider Acrylic	$136.79
469514.1836.CL	18x36 Clear Divider Acrylic	$130.95
469514.1836.FR	18x36 Frosted Divider Acrylic	$160.18
469514.1836N.CL	18x36 Narrow Clear Divider Acrylic	$125.11
469514.1836N.FR	18x36 Narrow Frosted Divider Acrylic	$154.34
469514.1842.CL	18x42 Clear Divider Acrylic	$170.71
469514.1842.FR	18x42 Frosted Divider Acrylic	$210.45
469514.1842N.CL	18x42 Narrow Clear Divider Acrylic	$164.85
469514.1842N.FR	18x42 Narrow Frosted Divider Acrylic	$204.62
469514.1848.CL	18x48 Clear Divider Acrylic	$185.91
469514.1848.FR	18x48 Frosted Divider Acrylic	$296.98
469514.1848N.CL	18x48 Narrow Clear Divider Acrylic	$180.06
469514.1848N.FR	18x48 Narrow Frosted Divider Acrylic	$291.13
469514.1854.CL	18x54 Clear Divider Acrylic	$208.12
469514.1854.FR	18x54 Frosted Divider Acrylic	$313.34
469514.1854N.CL	18x54 Narrow Clear Divider Acrylic	$196.42
469514.1854N.FR	18x54 Narrow Frosted Divider Acrylic	$307.50
469514.1860.CL	18x60 Clear Divider Acrylic	$301.66
469514.1860.FR	18x60 Frosted Divider Acrylic	$336.73
469514.1860N.CL	18x60 Narrow Clear Divider Acrylic	$284.12
469514.1860N.FR	18x60 Narrow Frosted Divider Acrylic	$330.89
47.0529	Universal Electrical Mounting Clip	$0.58
47.0538.XX	Bezel - 810 Raceway (.04 Grip)	$2.76
47.0547.BL	Bracket-8-Wire to 810 Adapter	$2.15
47.0591.12.XX	12" Base Cover Side Steel KO Open	$3.58
47.0591.18.XX	18" Base Cover Side Steel KO Open	$4.09
47.0591.24.XX	24" Base Cover Side Steel KO Open	$5.03
47.0591.30.XX	30" Base Cover Side Steel KO Open	$6.04
47.0591.36.XX	36" Base Cover Side Steel KO Open	$6.24
47.0591.42.XX	42" Base Cover Side Steel KO Open	$7.88
47.0591.48.XX	48" Base Cover Side Steel KO Open	$8.53
47.0591.54.XX	54" Base Cover Side Steel KO Open	$9.26
47.0591.60.XX	60" Base Cover Side Steel KO Open	$9.81
48.0268.17	17" Universal 622 Panel to Panel Jumper	$25.79
48.0268.20	20" Universal 622 Panel to Panel Jumper	$27.01

NEW YORK POWERWORKS COMPONENT PRICE LIST

Date: 8/3/2022

Part Number	Description	Unit Price
48.0269.17	17" Universal 442 Panel to Panel Jumper	$25.79
48.0269.20	20" Universal 442 Panel to Panel Jumper	$27.01
53.2000.BLK	Splice Plate	$0.92
53.3763.BL.X	Bracket Top (WSSP)	$5.20
53.3914.BL	Bracket (D-Shaped Side Mount)	$11.50
53.3934.BL	Flat Bracket Worksurface 21"	$12.28
54032	Venus Tasklight Cantilever Bracket	$2.74
54033.24	24" Fabric Trim Extrusion	$3.19
54033.30	30" Fabric Trim Extrusion	$3.32
54033.36	36" Fabric Trim Extrusion	$3.43
54033.42	42" Fabric Trim Extrusion	$3.57
54033.48	48" Fabric Trim Extrusion	$3.91
54033.54	54" Fabric Trim Extrusion	$4.25
54033.60	60" Fabric Trim Extrusion	$4.62
54033.72	72" Fabric Trim Extrusion	$4.97
85.8001.24.XX	Steel Overhead KD1 Kit 24" Painted	$132.14
85.8001.30.XX	Steel Overhead KD1 Kit 30" Painted	$146.67
85.8001.36.XX	Steel Overhead KD1 Kit 36" Painted	$161.88
85.8001.42.XX	Steel Overhead KD1 Kit 42" Painted	$172.69
85.8001.48.XX	Steel Overhead KD1 Kit 48" Painted	$188.60
85.8001.54.XX	Steel Overhead KD1 Kit 54" Painted	$219.96
85.8001.60.XX	Steel Overhead KD1 Kit 60" Painted	$251.09
85.9406.XX	D-Leg Assembly	$38.57
85.9625.24.XX	Regular Shelf 24" - Overhead	$22.10
85.9625.30.XX	Regular Shelf 30" - Overhead	$24.55
85.9625.36.XX	Regular Shelf 36" - Overhead	$27.01
85.9625.42.XX	Regular Shelf 42" - Overhead	$29.46
85.9625.48.XX	Regular Shelf 48" - Overhead	$33.15
85.9625.54.XX	Regular Shelf 54" - Overhead	$34.37
85.9625.60.XX	Regular Shelf 60" - Overhead	$38.06
85.9627.60.XX	Regular Shelf 60" /W Hat Sect	$49.12
87.2730.RAW	Mobile Leg - Glides Enh Workzone - Raw	$36.88
87.2730.XX	Mobile Leg - Glides Enh Workzone	$40.22
91.7001.XX	Tackboard Bracket Hook - 7.73"	$6.87
91.7002.XX	Tackboard Bracket Hook - 7.00"	$6.87
94.9062.42	Tool Panel Overhead Mount 42"	$101.10
BMB.30.BL	30" Venus Tackboard Mounting Bar	$20.27
BMB.36.BL	36" Venus Tackboard Mounting Bar	$20.87
BMB.42.BL	42" Venus Tackboard Mounting Bar	$23.62
BMB.48.BL	48" Venus Tackboard Mounting Bar	$25.79
BMB.54.BL	54" Venus Tackboard Mounting Bar	$26.41
BMB.60.BL	60" Venus Tackboard Mounting Bar	$28.54
BOA/LB/XX	Venus-Powerworks Load Bar Bracket Kit	$68.98
BOA/OM12	Venus-Powerworks Off-Module Bracket Kit 12"	$46.77
BOA/OM18	Venus-Powerworks Off-Module Bracket Kit 18"	$53.79
BOA/PM	Venus-Powerworks On-Module Bracket Kit	$38.58
CGLEG.2429.L.XX	Worksurface C-Leg Support With Gussets - Left - 24" x 29"	$67.82
CGLEG.2429.R.XX	Worksurface C-Leg Support With Gussets - Right - 24" x 29"	$67.82
CGLEG.3029.L.XX	Worksurface C-Leg Support With Gussets - Left - 30" x 29"	$67.82
CGLEG.3029.R.XX	Worksurface C-Leg Support With Gussets - Right - 30" x 29"	$67.82
CPU.SLING.X	CPU Sling Black	$83.49
CZPP.KIT.B.XX	Straddle Screen Brackets for Powerworks	$84.18
DZ.12.0047	#10 x 1/2 PPH Screw	$0.06
GTH06.XX	6" 120 Degree Height Change Trim Kit	$7.30
GTH12.XX	12" 120 Degree Height Change Trim Kit	$7.61

NEW YORK POWERWORKS COMPONENT PRICE LIST

Date: 8/3/2022

Part Number	Description	Unit Price
GTH18.XX	18" 120 Degree Height Change Trim Kit	$9.35
GTH24.XX	24" 120 Degree Height Change Trim Kit	$11.70
GTH30.XX	30" 120 Degree Height Change Trim Kit	$13.44
GTH36.XX	36" 120 Degree Height Change Trim Kit	$16.37
GTH42.XX	42" 120 Degree Height Change Trim Kit	$16.96
GTH48.XX	48" 120 Degree Height Change Trim Kit	$22.50
GTH54.XX	54" 120 Degree Height Change Trim Kit	$23.38
GTHS12.XX	12" 120 Degree Trim Kit	$8.77
GTHS18.XX	18" 120 Degree Trim Kit	$11.11
GTHS24.XX	24" 120 Degree Trim Kit	$12.87
HLB.12	12" Horizontal Light Block Extrusion	$2.17
HLB.12.SET	12" Horizontal Light Block Extrusion - 2 Piece Set	$4.36
HLB.18	18" Horizontal Light Block Extrusion	$2.48
HLB.18.SET	18" Horizontal Light Block Extrusion - 2 Piece Set	$4.95
HLB.24	24" Horizontal Light Block Extrusion	$2.81
HLB.24.SET	24" Horizontal Light Block Extrusion - 2 Piece Set	$5.61
HLB.30	30" Horizontal Light Block Extrusion	$3.21
HLB.30.SET	30" Horizontal Light Block Extrusion - 2 Piece Set	$6.43
HLB.36	36" Horizontal Light Block Extrusion	$3.33
HLB.36.SET	36" Horizontal Light Block Extrusion - 2 Piece Set	$6.67
HLB.42	42" Horizontal Light Block Extrusion	$4.26
HLB.42.SET	42" Horizontal Light Block Extrusion - 2 Piece Set	$9.35
HLB.48	48" Horizontal Light Block Extrusion	$4.68
HLB.48.SET	48" Horizontal Light Block Extrusion - 2 Piece Set	$9.58
HLB.54	54" Horizontal Light Block Extrusion	$4.81
HLB.54.SET	54" Horizontal Light Block Extrusion - 2 Piece Set	$9.72
HLB.60	60" Horizontal Light Block Extrusion	$6.54
HLB.60.SET	60" Horizontal Light Block Extrusion - 2 Piece Set	$14.32
KD1/VNOL24/OM/XX/LXX/EXX	24" Laminate Upper Door Venus Overhead - Off Module - KD	$321.53
KD1/VNOL24/PM/XX/LXX/EXX	24" Laminate Upper Door Venus Overhead - On Module - KD	$315.69
KD1/VNOL30/OM/XX/LXX/EXX	30" Laminate Upper Door Venus Overhead - Off Module - KD	$326.21
KD1/VNOL30/PM/XX/LXX/EXX	30" Laminate Upper Door Venus Overhead - On Module - KD	$320.36
KD1/VNOL36/OM/XX/LXX/EXX	36" Laminate Upper Door Venus Overhead - Off Module - KD	$341.41
KD1/VNOL36/PM/XX/LXX/EXX	36" Laminate Upper Door Venus Overhead - On Module - KD	$332.06
KD1/VNOL42/OM/XX/LXX/EXX	42" Laminate Upper Door Venus Overhead - Off Module - KD	$367.14
KD1/VNOL42/PM/XX/LXX/EXX	42" Laminate Upper Door Venus Overhead - On Module - KD	$357.78
KD1/VNOL48/OM/XX/LXX/EXX	48" Laminate Upper Door Venus Overhead - Off Module - KD	$385.84
KD1/VNOL48/PM/XX/LXX/EXX	48" Laminate Upper Door Venus Overhead - On Module - KD	$376.49
KD1/VNOL54/OM/XX/LXX/EXX	54" Laminate Upper Door Venus Overhead - Off Module - KD	$431.43
KD1/VNOL54/PM/XX/LXX/EXX	54" Laminate Upper Door Venus Overhead - On Module - KD	$422.08
KD1/VNOL60/OM/XX/LXX/EXX	60" Laminate Upper Door Venus Overhead - Off Module - KD	$508.61
KD1/VNOL60/PM/XX/LXX/EXX	60" Laminate Upper Door Venus Overhead - On Module - KD	$501.59
KD1/VNOS24/OM/XX/UXX/NLC	24" Solid Upper Door Venus Overhead-Off Module No Lock Core	$302.83
KD1/VNOS24/PM/XX/UXX/NLC	24" Solid Upper Door Venus Overhead-On Module No Lock Core	$295.81
KD1/VNOS30/OM/XX/UXX/NLC	30" Solid Upper Door Venus Overhead-Off Module No Lock Core	$307.50
KD1/VNOS30/PM/XX/UXX/NLC	30" Solid Upper Door Venus Overhead-On Module No Lock Core	$300.49
KD1/VNOS36/OM/XX/UXX/NLC	36" Solid Upper Door Venus Overhead-Off Module No Lock Core	$321.53
KD1/VNOS36/PM/XX/UXX/NLC	36" Solid Upper Door Venus Overhead-On Module No Lock Core	$314.51
KD1/VNOS42/OM/XX/UXX/NLC	42" Solid Upper Door Venus Overhead-Off Module No Lock Core	$334.40
KD1/VNOS42/PM/XX/UXX/NLC	42" Solid Upper Door Venus Overhead-On Module No Lock Core	$328.54
KD1/VNOS48/OM/XX/UXX/NLC	48" Solid Upper Door Venus Overhead-Off Module No Lock Core	$355.44
KD1/VNOS48/PM/XX/UXX/NLC	48" Solid Upper Door Venus Overhead-On Module No Lock Core	$348.43
KD1/VNOS54/OM/XX/UXX/NLC	54" Solid Upper Door Venus Overhead-Off Module No Lock Core	$390.52
KD1/VNOS54/PM/XX/UXX/NLC	54" Solid Upper Door Venus Overhead-On Module No Lock Core	$383.50
KD1/VNOS60/OM/XX/UXX/NLC	60" Solid Upper Door Venus Overhead-Off Module No Lock Core	$424.42

NEW YORK POWERWORKS COMPONENT PRICE LIST

Date: 8/3/2022

Part Number	Description	Unit Price
KD1/VNOS60/PM/XX/UXX/NLC	60" Solid Upper Door Venus Overhead-On Module No Lock Core	$417.40
KD2/VNOF24/OM/XX/NLC	24" Upholsterable Upper Door Venus Overhead-Off Mod NoLockCore	$314.51
KD2/VNOF24/PM/XX/NLC	24" Upholsterable Upper Door Venus Overhead-On Mod NoLockCore	$307.50
KD2/VNOF30/OM/XX/NLC	30" Upholsterable Upper Door Venus Overhead-Off Mod NoLockCore	$318.02
KD2/VNOF30/PM/XX/NLC	30" Upholsterable Upper Door Venus Overhead-On Mod NoLockCore	$311.01
KD2/VNOF36/OM/XX/NLC	36" Upholsterable Upper Door Venus Overhead-Off Mod NoLockCore	$326.21
KD2/VNOF36/PM/XX/NLC	36" Upholsterable Upper Door Venus Overhead-On Mod NoLockCore	$319.19
KD2/VNOF42/OM/XX/NLC	42" Upholsterable Upper Door Venus Overhead-Off Mod NoLockCore	$341.41
KD2/VNOF42/PM/XX/NLC	42" Upholsterable Upper Door Venus Overhead-On Mod NoLockCore	$334.40
KD2/VNOF48/OM/XX/NLC	48" Upholsterable Upper Door Venus Overhead-Off Mod NoLockCore	$362.46
KD2/VNOF48/PM/XX/NLC	48" Upholsterable Upper Door Venus Overhead-On Mod NoLockCore	$355.44
KD2/VNOF54/OM/XX/NLC	54" Upholsterable Upper Door Venus Overhead-Off Mod NoLockCore	$397.53
KD2/VNOF54/PM/XX/NLC	54" Upholsterable Upper Door Venus Overhead-On Mod NoLockCore	$390.52
KD2/VNOF60/OM/XX/NLC	60" Upholsterable Upper Door Venus Overhead-Off Mod NoLockCore	$431.43
KD2/VNOF60/PM/XX/NLC	60" Upholsterable Upper Door Venus Overhead-On Mod NoLockCore	$424.42
LEDTL4WDLG.XX	Tino LED Task Light with Large Divider Mount	$190.28
LEDTL4WDSM.XX	Tino LED Task Light with Small Divider Mount	$190.28
LEDTL4WF.XX	Tino LED Task Light with Freestanding Base	$196.42
LEDTLBASE.XX	Freestanding Base for Tino LED Desk Light	$52.79
LEDTLMTLG.XX	Large Divider Mount for Tino LED Desk Light	$34.37
LEDTLMTSM.XX	Small Divider Mount for Tino LED Desk Light	$34.37
NSD.XX	Shelf Divider	$6.14
PBFT8.XX	Tech Panel Base Infeed	$146.15
PCH.XX	Coat Hook/Picture Hanger	$2.80
PCOT36/XX	36" Door Pass Through	$268.92
PCOT42/XX	42" Door Pass Through	$274.76
PDOR42L/XXX	42" Left Opening Door Leaf	$254.86
PDOR42R/XXX	42" Right Opening Door Leaf	$254.86
PDRL36/L/XX/XXX	36" Left Locking Laminate Door	$652.42
PDRL36/N/XX/XXX	36" Left Non Locking Laminate Door	$590.45
PDRL42/L/XX/XXX	42" Left Locking Laminate Door	$681.65
PDRL42/N/XX/XXX	42" Left Non Locking Laminate Door	$619.69
PDRR36/L/XX/XXX	36" Right Locking Laminate Door	$652.42
PDRR36/N/XX/XXX	36" Right Non Locking Laminate Door	$590.45
PDRR42/L/XX/XXX	42" Right Locking Laminate Door	$681.65
PDRR42/N/XX/XXX	42" Right Non Locking Laminate Door	$619.69
PDRTH36.XX	36" Powerworks Door Threshold	$39.75
PDRTH42.XX	42" Powerworks Door Threshold	$44.44
PETW30/XXX/XX	30" End-Of-Run Trim Wood Veneer W/End-Of-Run Top Cap	$157.84
PETW36/XXX/XX	36" End-Of-Run Trim Wood Veneer W/End-Of-Run Top Cap	$161.36
PETW42/XXX/XX	42" End-Of-Run Trim Wood Veneer W/End-Of-Run Top Cap	$174.20
PETW48/XXX/XX	48" End-Of-Run Trim Wood Veneer W/End-Of-Run Top Cap	$187.07
PETW54/XXX/XX	54" End-Of-Run Trim Wood Veneer W/End-Of-Run Top Cap	$192.92
PETW60/XXX/XX	60" End-Of-Run Trim Wood Veneer W/End-Of-Run Top Cap	$198.77
PETW66/XXX/XX	66" End-Of-Run Trim Wood Veneer W/End-Of-Run Top Cap	$202.27
PETW72/XXX/XX	72" End-Of-Run Trim Wood Veneer W/End-Of-Run Top Cap	$204.62
PETW78/XXX/XX	78" End-Of-Run Trim Wood Veneer W/End-Of-Run Top Cap	$222.15
PETW84/XXX/XX	84" End-Of-Run Trim Wood Veneer W/End-Of-Run Top Cap	$231.51
PETWV3042/XXX	12" In-Line Height Change Trim Wood Veneer	$212.80
PETWV3054/XXX	24" In-Line Height Change Trim Wood Veneer	$225.65
PETWV3066/XXX	36" In-Line Height Change Trim Wood Veneer	$240.86
PETWV3084/XXX	54" In-Line Height Change Trim Wood Veneer	$271.26
PETWV4254/XXX	12" In-Line Height Change Trim Wood Veneer	$212.80
PETWV4266/XXX	24" In-Line Height Change Trim Wood Veneer	$222.15
PETWV4284/XXX	42" In-Line Height Change Trim Wood Veneer	$254.89

NEW YORK POWERWORKS COMPONENT PRICE LIST

Date: 8/3/2022

Part Number	Description	Unit Price
PETWV5466/XXX	12" In-Line Height Change Trim Wood Veneer	$212.80
PETWV5484/XXX	30" In-Line Height Change Trim Wood Veneer	$235.01
PETWV6684/XXX	18" In-Line Height Change Trim Wood Veneer	$222.15
PFAKPM.BL	Fully Adjustable Keyboard Tray Without Mouse Surface	$142.53
PKBD.24.XX	Sliding Keyboard Drawer	$77.17
PKBD.30.XX	Sliding Keyboard Drawer	$77.17
PKBDM.24.BL	Sliding Keyboard Drawer w/Mouse Surface	$94.71
PKBDM.30.BL	Sliding Keyboard Drawer w/Mouse Surface	$94.71
PKBM.BL	Keyboard Mouse Tray - Black	$134.46
PLT1212/XXX	12" x 12" Laminate Tile	$69.41
PLT1218/XXX	12" x 18" Laminate Tile	$71.88
PLT1224/XXX	12" x 24" Laminate Tile	$76.84
PLT1230/XXX	12" x 30" Laminate Tile	$80.57
PLT1236/XXX	12" x 36" Laminate Tile	$83.04
PLT1242/XXX	12" x 42" Laminate Tile	$89.24
PLT1812/XXX	18" x 12" Laminate Tile	$71.88
PLT1818/XXX	18" x 18" Laminate Tile	$81.80
PLT1824/XXX	18" x 24" Laminate Tile	$85.52
PLT1830/XXX	18" x 30" Laminate Tile	$92.95
PLT1836/XXX	18" x 36" Laminate Tile	$100.38
PLT1842/XXX	18" x 42" Laminate Tile	$105.35
PLT2412/XXX	24" x 12" Laminate Tile	$76.84
PLT2418/XXX	24" x 18" Laminate Tile	$85.52
PLT2424/XXX	24" x 24" Laminate Tile	$90.48
PLT2430/XXX	24" x 30" Laminate Tile	$99.14
PLT2436/XXX	24" x 36" Laminate Tile	$106.60
PLT2442/XXX	24" x 42" Laminate Tile	$114.03
PLT3012/XXX	30" x 12" Laminate Tile	$80.57
PLT3018/XXX	30" x 18" Laminate Tile	$92.95
PLT3024/XXX	30" x 24" Laminate Tile	$99.14
PLT3030/XXX	30" x 30" Laminate Tile	$106.60
PLT3036/XXX	30" x 36" Laminate Tile	$117.75
PLT3042/XXX	30" x 42" Laminate Tile	$126.42
PLT3612/XXX	36" x 12" Laminate Tile	$83.04
PLT3618/XXX	36" x 18" Laminate Tile	$100.38
PLT3624/XXX	36" x 24" Laminate Tile	$106.60
PLT3630/XXX	36" x 30" Laminate Tile	$117.75
PLT3636/XXX	36" x 36" Laminate Tile	$127.65
PLT3642/XXX	36" x 42" Laminate Tile	$137.57
PLT4212/XXX	42" x 12" Laminate Tile	$89.24
PLT4218/XXX	42" x 18" Laminate Tile	$105.35
PLT4224/XXX	42" x 24" Laminate Tile	$114.03
PLT4230/XXX	42" x 30" Laminate Tile	$126.42
PLT4236/XXX	42" x 36" Laminate Tile	$137.57
PLT4242/XXX	42" x 42" Laminate Tile	$158.63
PLTT1212/XX	12" x 12" Steel Toolrail Tile	$52.06
PLTT1218/XX	12" x 18" Steel Toolrail Tile	$61.96
PLTT1224/XX	12" x 24" Steel Toolrail Tile	$73.12
PLTT1812/XX	18" x 12" Steel Toolrail Tile	$61.96
PLTT1818/XX	18" x 18" Steel Toolrail Tile	$74.37
PLTT1824/XX	18" x 24" Steel Toolrail Tile	$89.24
PLTT2412/XX	24" x 12" Steel Toolrail Tile	$73.12
PLTT2418/XX	24" x 18" Steel Toolrail Tile	$89.24
PLTT2424/XX	24" x 24" Steel Toolrail Tile	$100.38
PLTT3012/XX	30" x 12" Steel Toolrail Tile	$76.84

NEW YORK POWERWORKS COMPONENT PRICE LIST

Date: 8/3/2022

Part Number	Description	Unit Price
PLTT3018/XX	30" x 18" Steel Toolrail Tile	$92.95
PLTT3024/XX	30" x 24" Steel Toolrail Tile	$110.30
PLTT3612/XX	36" x 12" Steel Toolrail Tile	$80.57
PLTT3618/XX	36" x 18" Steel Toolrail Tile	$99.14
PLTT3624/XX	36" x 24" Steel Toolrail Tile	$127.65
PLTT4212/XX	42" x 12" Steel Toolrail Tile	$86.76
PLTT4218/XX	42" x 18" Steel Toolrail Tile	$110.30
PLTT4224/XX	42" x 24" Steel Toolrail Tile	$142.53
PLTT4812/XX	48" x 12" Steel Toolrail Tile	$90.48
PLTT4818/XX	48" x 18" Steel Toolrail Tile	$114.03
PLTT4824/XX	48" x 24" Steel Toolrail Tile	$148.72
PNH	Name Plate Holder for Powerworks	$3.73
PPAT.XX	Accessory Tray	$13.01
PPDS.XX	Diagonal Storage	$26.03
PPLL.XX	Paper Tray - Letter/Legal	$19.53
PPPC.XX	Pencil Cup	$9.11
PPPT.12	Power Panel Trim 12"	$54.95
PPPT.18	Power Panel Trim 18"	$66.64
PPPT.24	Power Panel Trim 24"	$83.01
PPPT.30	Power Panel Trim 30"	$87.69
PPPT.36	Power Panel Trim 36"	$104.06
PPPT.42	Power Panel Trim 42"	$136.79
PPPT.48	Power Panel Trim 48"	$139.14
PPPT.54	Power Panel Trim 54"	$141.47
PPPT.60	Power Panel Trim 60"	$143.81
PRDF24/PW/LB/U/XX/FXXX	24" Upholstered Overhead - Load Bar Mount-Partially Assembled	$263.06
PRDF24/PW/OM/U/XX/FXXX	24" Upholsterable Overhead - Off Module-Partially Assembled	$245.54
PRDF24/PW/PM/U/XX/FXXX	24" Upholsterable Overhead - Pnl Mnt/On Mod-Partially Assembled	$228.00
PRDF30/PW/LB/U/XX/FXXX	30" Upholstered Overhead - Load Bar Mount-Partially Assembled	$274.76
PRDF30/PW/OM/U/XX/FXXX	30" Upholsterable Overhead - Off Module-Partially Assembled	$263.06
PRDF30/PW/PM/U/XX/FXXX	30" Upholsterable Overhead - Pnl Mnt/On Mod-Partially Assembled	$245.54
PRDF36/PW/LB/U/XX/FXXX	36" Upholstered Overhead - Load Bar Mount-Partially Assembled	$286.46
PRDF36/PW/OM/U/XX/FXXX	36" Upholsterable Overhead - Off Module-Partially Assembled	$274.76
PRDF36/PW/PM/U/XX/FXXX	36" Upholsterable Overhead - Pnl Mnt/On Mod-Partially Assembled	$257.23
PRDF42/PW/LB/U/XX/FXXX	42" Upholstered Overhead - Load Bar Mount-Partially Assembled	$298.15
PRDF42/PW/OM/U/XX/FXXX	42" Upholsterable Overhead - Off Module-Partially Assembled	$286.46
PRDF42/PW/PM/U/XX/FXXX	42" Upholsterable Overhead - Pnl Mnt/On Mod-Partially Assembled	$274.76
PRDF48/PW/LB/U/XX/FXXX	48" Upholstered Overhead - Load Bar Mount-Partially Assembled	$309.84
PRDF48/PW/OM/U/XX/FXXX	48" Upholsterable Overhead - Off Module-Partially Assembled	$303.99
PRDF48/PW/PM/U/XX/FXXX	48" Upholsterable Overhead - Pnl Mnt/On Mod-Partially Assembled	$292.30
PRDF54/PW/LB/U/XX/FXXX	54" Upholstered Overhead - Load Bar Mount-Partially Assembled	$354.27
PRDF54/PW/OM/U/XX/FXXX	54" Upholsterable Overhead - Off Module-Partially Assembled	$344.92
PRDF54/PW/PM/U/XX/FXXX	54" Upholsterable Overhead - Pnl Mnt/On Mod-Partially Assembled	$333.22
PRDF60/PW/LB/U/XX/FXXX	60" Upholstered Overhead - Load Bar Mount-Partially Assembled	$374.14
PRDF60/PW/OM/U/XX/FXXX	60" Upholsterable Overhead - Off Module-Partially Assembled	$368.30
PRDF60/PW/PM/U/XX/FXXX	60" Upholsterable Overhead - Pnl Mnt/On Mod-Partially Assembled	$360.12
PRDL24/PW/LB/U/XX/LXX/M	24" Laminate Overhead - Load Bar Mount-Partially Assembled	$251.38
PRDL24/PW/OM12/U/XX/LXX	24" Laminate Overhead - Off Module-Partially Assembled	$240.86
PRDL24/PW/PM/U/XX/LXX	24" Laminate Overhead - Panel Mnt/On Mod-Partially Assembled	$225.65
PRDL30/PW/LB/U/XX/LXX/M	30" Laminate Overhead - Load Bar Mount-Partially Assembled	$265.41
PRDL30/PW/OM12/U/XX/LXX	30" Laminate Overhead - Off Module-Partially Assembled	$258.39
PRDL30/PW/PM/U/XX/LXX	30" Laminate Overhead - Panel Mnt/On Mod-Partially Assembled	$239.68
PRDL36/PW/LB/U/XX/LXX/M	36" Laminate Overhead - Load Bar Mount-Partially Assembled	$286.46
PRDL36/PW/OM12/U/XX/LXX	36" Laminate Overhead - Off Module-Partially Assembled	$274.76
PRDL36/PW/PM/U/XX/LXX	36" Laminate Overhead - Panel Mnt/On Mod-Partially Assembled	$258.39

NEW YORK POWERWORKS COMPONENT PRICE LIST

Date: 8/3/2022

Part Number	Description	Unit Price
PRDL42/PW/LB/U/XX/LXX/M	42" Laminate Overhead - Load Bar Mount-Partially Assembled	$309.84
PRDL42/PW/OM12/U/XX/LXX	42" Laminate Overhead - Off Module-Partially Assembled	$292.30
PRDL42/PW/PM/U/XX/LXX	42" Laminate Overhead - Panel Mnt/On Mod-Partially Assembled	$270.08
PRDL48/PW/LB/U/XX/LXX/M	48" Laminate Overhead - Load Bar Mount-Partially Assembled	$325.05
PRDL48/PW/OM12/U/XX/LXX	48" Laminate Overhead - Off Module-Partially Assembled	$306.33
PRDL48/PW/PM/U/XX/LXX	48" Laminate Overhead - Panel Mnt/On Mod-Partially Assembled	$285.28
PRDL54/PW/LB/U/XX/LXX/M	54" Laminate Overhead - Load Bar Mount-Partially Assembled	$357.78
PRDL54/PW/OM12/U/XX/LXX	54" Laminate Overhead - Off Module-Partially Assembled	$340.24
PRDL54/PW/PM/U/XX/LXX	54" Laminate Overhead - Panel Mnt/On Mod-Partially Assembled	$322.70
PRDL60/PW/LB/U/XX/LXX/M	60" Laminate Overhead - Load Bar Mount-Partially Assembled	$379.99
PRDL60/PW/OM12/U/XX/LXX	60" Laminate Overhead - Off Module-Partially Assembled	$368.30
PRDL60/PW/PM/U/XX/LXX	60" Laminate Overhead - Panel Mnt/On Mod-Partially Assembled	$354.27
PRDS24/PW/LB/U/XX	24" Steel Overhead - Load Bar Mount-Partially Assembled	$233.85
PRDS24/PW/OM/U/XX	24" Steel Overhead - Off Module-Partially Assembled	$223.32
PRDS24/PW/PM/U/XX	24" Steel Overhead - Pnl Mnt/On Mod-Partially Assembled	$204.62
PRDS30/PW/LB/U/XX	30" Steel Overhead - Load Bar Mount-Partially Assembled	$251.38
PRDS30/PW/OM/U/XX	30" Steel Overhead - Off Module-Partially Assembled	$236.19
PRDS30/PW/PM/U/XX	30" Steel Overhead - Pnl Mnt/On Mod-Partially Assembled	$218.64
PRDS36/PW/LB/U/XX	36" Steel Overhead - Load Bar Mount-Partially Assembled	$258.39
PRDS36/PW/OM/U/XX	36" Steel Overhead - Off Module-Partially Assembled	$247.87
PRDS36/PW/PM/U/XX	36" Steel Overhead - Pnl Mnt/On Mod-Partially Assembled	$232.67
PRDS42/PW/LB/U/XX	42" Steel Overhead - Load Bar Mount-Partially Assembled	$268.92
PRDS42/PW/OM/U/XX	42" Steel Overhead - Off Module-Partially Assembled	$258.39
PRDS42/PW/PM/U/XX	42" Steel Overhead - Pnl Mnt/On Mod-Partially Assembled	$243.20
PRDS48/PW/LB/U/XX	48" Steel Overhead - Load Bar Mount-Partially Assembled	$279.45
PRDS48/PW/OM/U/XX	48" Steel Overhead - Off Module-Partially Assembled	$270.08
PRDS48/PW/PM/U/XX	48" Steel Overhead - Pnl Mnt/On Mod-Partially Assembled	$258.39
PRDS54/PW/LB/U/XX	54" Steel Overhead - Load Bar Mount-Partially Assembled	$320.36
PRDS54/PW/OM/U/XX	54" Steel Overhead - Off Module-Partially Assembled	$308.67
PRDS54/PW/PM/U/XX	54" Steel Overhead - Pnl Mnt/On Mod-Partially Assembled	$288.80
PRDS60/PW/LB/U/XX	60" Steel Overhead - Load Bar Mount-Partially Assembled	$342.57
PRDS60/PW/OM/U/XX	60" Steel Overhead - Off Module-Partially Assembled	$330.89
PRDS60/PW/PM/U/XX	60" Steel Overhead - Pnl Mnt/On Mod-Partially Assembled	$319.19
PRTL1212/LXX/XX	12" x 12" Laminate Raceway Tile	$68.16
PRTL1812/LXX/XX	18" x 12" Laminate Raceway Tile	$70.64
PRTL2412/LXX/XX	24" x 12" Laminate Raceway Tile	$79.32
PRTL3012/LXX/XX	30" x 12" Laminate Raceway Tile	$83.04
PRTL3612/LXX/XX	36" x 12" Laminate Raceway Tile	$91.71
PRTL4212/LXX/XX	42" x 12" Laminate Raceway Tile	$100.38
PRTL4812/LXX/XX	48" x 12" Laminate Raceway Tile	$109.06
PRTL5412/LXX/XX	54" x 12" Laminate Raceway Tile	$117.75
PRTL6012/LXX/XX	60" x 12" Laminate Raceway Tile	$126.42
PSB	Powerworks Stabilizer Bar	$28.06
PSL1829/L/74P/XX	18X29 Open Panel Support Leg, Left, Used w/ 74P Edge Wksf	$86.53
PSL1829/L/KN/XX	18X29 Open Panel Support Leg, Left, Used w/ KN Edge Wksf	$86.53
PSL1829/R/74P/XX	18X29 Open Panel Support Leg, Right, Used w/ 74P EdgeWksf	$86.53
PSL1829/R/KN/XX	18X29 Open Panel Support Leg, Right, Used w/ KN Edge Wksf	$86.53
PSL2429/L/74P/XX	24X29 Open Panel Support Leg, Left, Used w/ 74P Edge Wksf	$92.37
PSL2429/L/KN/XX	24X29 Open Panel Support Leg, Left, Used w/ KN Edge Wksf	$92.37
PSL2429/R/74P/XX	24X29 Open Panel Support Leg, Right, Used w/ 74P Edge Wksf	$92.37
PSL2429/R/KN/XX	24X29 Open Panel Support Leg, Right,Used w/ KN Edge Wksf	$92.37
PSL3029/L/74P/XX	30X29 Open Panel Support Leg, Left, Used w/ 74P Edge Wksf	$99.38
PSL3029/L/KN/XX	30X29 Open Panel Support Leg, Left, Used w/ KN Edge Wksf	$99.38
PSL3029/R/74P/XX	30X29 Open Panel Support Leg, Right, Used w/ 74P Edge Wksf	$99.38
PSL3029/R/KN/XX	30X29 Open Panel Support Leg, Right, Used w/ KN Edge Wksf	$99.38

NEW YORK POWERWORKS COMPONENT PRICE LIST

Date: 8/3/2022

Part Number	Description	Unit Price
PSLI1829/L/74P/XX	18X29 Panel Support Leg w/ Insert, Left, Used w/ 74P Edge Wksf	$134.46
PSLI1829/L/KN/XX	18X29 Panel Support Leg w/ Insert, Left, Used w/ KN Edge Wksf	$134.46
PSLI1829/R/74P/XX	18X29 Panel Support Leg w/ Insert, Right, Used w/ 74P Edge Wksf	$134.46
PSLI1829/R/KN/XX	18X29 Panel Support Leg w/ Insert, Right, Used w/ KN Edge Wksf	$134.46
PSLI2429/L/74P/XX	24X29 Panel Support Leg w/ Insert, Left, Used w/ 74P Edge Wksf	$147.33
PSLI2429/L/KN/XX	24X29 Panel Support Leg w/ Insert, Left, Used w/ KN Edge Wksf	$147.33
PSLI2429/R/74P/XX	24X29 Panel Support Leg w/ Insert, Right, Used w/ 74P Edge Wksf	$147.33
PSLI2429/R/KN/XX	24X29 Panel Support Leg w/ Insert, Right, Used w/ KN Edge Wksf	$147.33
PSLI3029/L/74P/XX	30X29 Panel Support Leg w/ Insert, Left, Used w/ 74P Edge Wksf	$157.84
PSLI3029/L/KN/XX	30X29 Panel Support Leg w/ Insert, Left, Used w/ KN Edge Wksf	$157.84
PSLI3029/R/74P/XX	30X29 Panel Support Leg w/ Insert, Right, Used w/ 74P Edge Wksf	$157.84
PSLI3029/R/KN/XX	30X29 Panel Support Leg w/ Insert, Right, Used w/ KN Edge Wksf	$157.84
PSTW12/XXX	12" Stackable End-Of-Run Wood Veneer	$88.86
PSTW18/XXX	18" Stackable End-Of-Run Wood Veneer	$93.54
PSTW24/XXX	24" Stackable End-Of-Run Wood Veneer	$98.21
PVT1212/XXX	12" x 12" Veneer Tile	$175.39
PVT1218/XXX	12" x 18" Veneer Tile	$188.24
PVT1224/XXX	12" x 24" Veneer Tile	$201.10
PVT1230/XXX	12" x 30" Veneer Tile	$213.97
PVT1236/XXX	12" x 36" Veneer Tile	$237.35
PVT1242/XXX	12" x 42" Veneer Tile	$245.54
PVT1812/XXX	18" x 12" Veneer Tile	$203.44
PVT1818/XXX	18" x 18" Veneer Tile	$216.30
PVT1824/XXX	18" x 24" Veneer Tile	$236.19
PVT1830/XXX	18" x 30" Veneer Tile	$250.22
PVT1836/XXX	18" x 36" Veneer Tile	$266.58
PVT1842/XXX	18" x 42" Veneer Tile	$280.61
PVT2412/XXX	24" x 12" Veneer Tile	$211.63
PVT2418/XXX	24" x 18" Veneer Tile	$233.85
PVT2424/XXX	24" x 24" Veneer Tile	$249.04
PVT2430/XXX	24" x 30" Veneer Tile	$267.74
PVT2436/XXX	24" x 36" Veneer Tile	$294.64
PVT2442/XXX	24" x 42" Veneer Tile	$302.83
PVT3012/XXX	30" x 12" Veneer Tile	$237.35
PVT3018/XXX	30" x 18" Veneer Tile	$266.58
PVT3024/XXX	30" x 24" Veneer Tile	$300.49
PVT3030/XXX	30" x 30" Veneer Tile	$328.54
PVT3036/XXX	30" x 36" Veneer Tile	$370.63
PVT3042/XXX	30" x 42" Veneer Tile	$381.16
PVT3612/XXX	36" x 12" Veneer Tile	$245.54
PVT3618/XXX	36" x 18" Veneer Tile	$274.76
PVT3624/XXX	36" x 24" Veneer Tile	$307.50
PVT3630/XXX	36" x 30" Veneer Tile	$337.90
PVT3636/XXX	36" x 36" Veneer Tile	$382.34
PVT3642/XXX	36" x 42" Veneer Tile	$471.20
PVT4212/XXX	42" x 12" Veneer Tile	$251.38
PVT4218/XXX	42" x 18" Veneer Tile	$284.12
PVT4224/XXX	42" x 24" Veneer Tile	$323.87
PVT4230/XXX	42" x 30" Veneer Tile	$349.59
PVT4236/XXX	42" x 36" Veneer Tile	$473.53
PVT4242/XXX	42" x 42" Veneer Tile	$487.56
PWAD1224/ACL/XX	12X24 Acrylic Divider Clear Acrylic Finish	$181.22
PWAD1224/AFR/XX	12X24 Acrylic Divider Satinice Acrylic Finish	$204.62
PWAD1224N/ACL/XX	12X24 Acrylic Divider,Narrow, Clear Acrylic Finish	$175.39
PWAD1224N/AFR/XX	12X24 Acrylic Divider,Narrow, Satinice Acrylic Finish	$198.77

NEW YORK POWERWORKS COMPONENT PRICE LIST

Date: 8/3/2022

Part Number	Description	Unit Price
PWAD1230/ACL/XX	12X30 Acrylic Divider Clear Acrylic Finish	$198.77
PWAD1230/AFR/XX	12X30 Acrylic Divider Satinice Acrylic Finish	$228.00
PWAD1230N/ACL/XX	12X30 Acrylic Divider,Narrow, Clear Acrylic Finish	$192.92
PWAD1230N/AFR/XX	12X30 Acrylic Divider,Narrow, Satinice Acrylic Finish	$222.15
PWAD1236/ACL/XX	12X36 Acrylic Divider Clear Acrylic Finish	$222.15
PWAD1236/AFR/XX	12X36 Acrylic Divider Satinice Acrylic Finish	$257.23
PWAD1236N/ACL/XX	12X36 Acrylic Divider,Narrow, Clear Acrylic Finish	$216.30
PWAD1236N/AFR/XX	12X36 Acrylic Divider,Narrow, Satinice Acrylic Finish	$251.38
PWAD1242/ACL/XX	12X42 Acrylic Divider Clear Acrylic Finish	$239.68
PWAD1242/AFR/XX	12X42 Acrylic Divider Satinice Acrylic Finish	$280.61
PWAD1242N/ACL/XX	12X42 Acrylic Divider,Narrow, Clear Acrylic Finish	$233.85
PWAD1242N/AFR/XX	12X42 Acrylic Divider,Narrow, Satinice Acrylic Finish	$274.76
PWAD1248/ACL/XX	12X48 Acrylic Divider Clear Acrylic Finish	$268.92
PWAD1248/AFR/XX	12X48 Acrylic Divider Satinice Acrylic Finish	$350.76
PWAD1248N/ACL/XX	12X48 Acrylic Divider,Narrow, Clear Acrylic Finish	$263.06
PWAD1248N/AFR/XX	12X48 Acrylic Divider,Narrow, Satinice Acrylic Finish	$344.92
PWAD1254/ACL/XX	12X54 Acrylic Divider Clear Acrylic Finish	$286.46
PWAD1254/AFR/XX	12X54 Acrylic Divider Satinice Acrylic Finish	$362.46
PWAD1254N/ACL/XX	12X54 Acrylic Divider,Narrow, Clear Acrylic Finish	$274.76
PWAD1254N/AFR/XX	12X54 Acrylic Divider,Narrow, Satinice Acrylic Finish	$356.60
PWAD1260/ACL/XX	12X60 Acrylic Divider Clear Acrylic Finish	$344.92
PWAD1260/AFR/XX	12X60 Acrylic Divider Satinice Acrylic Finish	$403.37
PWAD1260N/ACL/XX	12X60 Acrylic Divider,Narrow, Clear Acrylic Finish	$327.38
PWAD1260N/AFR/XX	12X60 Acrylic Divider,Narrow, Satinice Acrylic Finish	$397.53
PWAD1824/ACL/XX	18X24 Acrylic Divider Clear Acrylic Finish	$216.30
PWAD1824/AFR/XX	18X24 Acrylic Divider Satinice Acrylic Finish	$233.85
PWAD1824N/ACL/XX	18X24 Acrylic Divider,Narrow, Clear Acrylic Finish	$210.45
PWAD1824N/AFR/XX	18X24 Acrylic Divider,Narrow, Satinice Acrylic Finish	$228.00
PWAD1830/ACL/XX	18X30 Acrylic Divider Clear Acrylic Finish	$233.85
PWAD1830/AFR/XX	18X30 Acrylic Divider Satinice Acrylic Finish	$257.23
PWAD1830N/ACL/XX	18X30 Acrylic Divider,Narrow, Clear Acrylic Finish	$228.00
PWAD1830N/AFR/XX	18X30 Acrylic Divider,Narrow, Satinice Acrylic Finish	$251.38
PWAD1836/ACL/XX	18X36 Acrylic Divider Clear Acrylic Finish	$251.38
PWAD1836/AFR/XX	18X36 Acrylic Divider Satinice Acrylic Finish	$280.61
PWAD1836N/ACL/XX	18X36 Acrylic Divider,Narrow, Clear Acrylic Finish	$245.54
PWAD1836N/AFR/XX	18X36 Acrylic Divider,Narrow, Satinice Acrylic Finish	$274.76
PWAD1842/ACL/XX	18X42 Acrylic Divider Clear Acrylic Finish	$298.15
PWAD1842/AFR/XX	18X42 Acrylic Divider Satinice Acrylic Finish	$339.08
PWAD1842N/ACL/XX	18X42 Acrylic Divider,Narrow, Clear Acrylic Finish	$292.30
PWAD1842N/AFR/XX	18X42 Acrylic Divider,Narrow, Satinice Acrylic Finish	$333.22
PWAD1848/ACL/XX	18X48 Acrylic Divider Clear Acrylic Finish	$321.53
PWAD1848/AFR/XX	18X48 Acrylic Divider Satinice Acrylic Finish	$432.61
PWAD1848N/ACL/XX	18X48 Acrylic Divider,Narrow, Clear Acrylic Finish	$315.69
PWAD1848N/AFR/XX	18X48 Acrylic Divider,Narrow, Satinice Acrylic Finish	$426.76
PWAD1854/ACL/XX	18X54 Acrylic Divider Clear Acrylic Finish	$350.76
PWAD1854/AFR/XX	18X54 Acrylic Divider Satinice Acrylic Finish	$455.99
PWAD1854N/ACL/XX	18X54 Acrylic Divider,Narrow, Clear Acrylic Finish	$339.08
PWAD1854N/AFR/XX	18X54 Acrylic Divider,Narrow, Satinice Acrylic Finish	$450.14
PWAD1860/ACL/XX	18X60 Acrylic Divider Clear Acrylic Finish	$461.83
PWAD1860/AFR/XX	18X60 Acrylic Divider Satinice Acrylic Finish	$496.91
PWAD1860N/ACL/XX	18X60 Acrylic Divider,Narrow, Clear Acrylic Finish	$444.30
PWAD1860N/AFR/XX	18X60 Acrylic Divider,Narrow, Satinice Acrylic Finish	$491.06
PWET4NYBF.72.XX	10-Wire 4-4-2 New York Base Feed	$198.29
PWET4NYTF.216	10-Wire 4-4-2 New York Top Feed	$247.87
PWET6NYBF.72.XX	10-Wire 6-2-2 New York Base Feed	$198.29

NEW YORK POWERWORKS COMPONENT PRICE LIST

Date: 8/3/2022

Part Number	Description	Unit Price
PWET6NYTF.216	10-Wire 6-2-2 New York Top Feed	$247.87
PWGD1224/GLA/XX	12x24 Glass Divider Clear Glass Finish	$194.09
PWGD1224/GLV/XX	12x24 Glass Divider Satin Etched 1 Side Glass Finish	$219.81
PWGD1224N/GLA/XX	12X24 Glass Divider,Narrow, Clear Glass Finish	$188.24
PWGD1224N/GLV/XX	12X24 Glass Divider,Narrow, Satin Etched 1 Side Glass Finish	$213.97
PWGD1230/GLA/XX	12x30 Glass Divider Clear Glass Finish	$202.27
PWGD1230/GLV/XX	12x30 Glass Divider Satin Etched 1 Side Glass Finish	$230.33
PWGD1230N/GLA/XX	12X30 Glass Divider,Narrow, Clear Glass Finish	$196.42
PWGD1230N/GLV/XX	12X30 Glass Divider,Narrow, Satin Etched 1 Side Glass Finish	$224.48
PWGD1236/GLA/XX	12X36 Glass Divider Clear Glass Finish	$231.51
PWGD1236/GLV/XX	12X36 Glass Divider Satin Etched 1 Side Glass Finish	$264.25
PWGD1236N/GLA/XX	12X36 Glass Divider,Narrow, Clear Glass Finish	$225.65
PWGD1236N/GLV/XX	12X36 Glass Divider,Narrow, Satin Etched 1 Side Glass Finish	$258.39
PWGD1242/GLA/XX	12X42 Glass Divider Clear Glass Finish	$250.22
PWGD1242/GLV/XX	12X42 Glass Divider Satin Etched 1 Side Glass Finish	$289.96
PWGD1242N/GLA/XX	12X42 Glass Divider,Narrow, Clear Glass Finish	$244.36
PWGD1242N/GLV/XX	12X42 Glass Divider,Narrow, Satin Etched 1 Side Glass Finish	$284.12
PWGD1248/GLA/XX	12X48 Glass Divider Clear Glass Finish	$265.41
PWGD1248/GLV/XX	12X48 Glass Divider Satin Etched 1 Side Glass Finish	$309.84
PWGD1248N/GLA/XX	12X48 Glass Divider,Narrow, Clear Glass Finish	$259.57
PWGD1248N/GLV/XX	12X48 Glass Divider,Narrow, Satin Etched 1 Side Glass Finish	$303.99
PWGD1254/GLA/XX	12X54 Glass Divider Clear Glass Finish	$277.09
PWGD1254/GLV/XX	12X54 Glass Divider Satin Etched 1 Side Glass Finish	$327.38
PWGD1254N/GLA/XX	12X54 Glass Divider,Narrow, Clear Glass Finish	$271.26
PWGD1254N/GLV/XX	12X54 Glass Divider,Narrow, Satin Etched 1 Side Glass Finish	$321.53
PWGD1260/GLA/XX	12X60 Glass Divider Clear Glass Finish	$318.02
PWGD1260/GLV/XX	12X60 Glass Divider Satin Etched 1 Side Glass Finish	$372.98
PWGD1260N/GLA/XX	12X60 Glass Divider,Narrow, Clear Glass Finish	$312.18
PWGD1260N/GLV/XX	12X60 Glass Divider,Narrow, Satin Etched 1 Side Glass Finish	$367.14
PWGD1824/GLA/XX	18x24 Glass Divider Clear Glass Finish	$203.44
PWGD1824/GLV/XX	18x24 Glass Divider Satin Etched 1 Side Glass Finish	$235.01
PWGD1824N/GLA/XX	18X24 Glass Divider,Narrow, Clear Glass Finish	$197.60
PWGD1824N/GLV/XX	18X24 Glass Divider,Narrow, Satin Etched 1 Side Glass Finish	$229.16
PWGD1830/GLA/XX	18x30 Glass Divider Clear Glass Finish	$217.47
PWGD1830/GLV/XX	18x30 Glass Divider Satin Etched 1 Side Glass Finish	$256.06
PWGD1830N/GLA/XX	18X30 Glass Divider,Narrow, Clear Glass Finish	$211.63
PWGD1830N/GLV/XX	18X30 Glass Divider,Narrow, Satin Etched 1 Side Glass Finish	$250.22
PWGD1836/GLA/XX	18X36 Glass Divider Clear Glass Finish	$249.04
PWGD1836/GLV/XX	18X36 Glass Divider Satin Etched 1 Side Glass Finish	$294.64
PWGD1836N/GLA/XX	18X36 Glass Divider,Narrow, Clear Glass Finish	$243.20
PWGD1836N/GLV/XX	18X36 Glass Divider,Narrow, Satin Etched 1 Side Glass Finish	$288.80
PWGD1842/GLA/XX	18X42 Glass Divider Clear Glass Finish	$271.26
PWGD1842/GLV/XX	18X42 Glass Divider Satin Etched 1 Side Glass Finish	$325.05
PWGD1842N/GLA/XX	18X42 Glass Divider,Narrow, Clear Glass Finish	$265.41
PWGD1842N/GLV/XX	18X42 Glass Divider,Narrow, Satin Etched 1 Side Glass Finish	$319.19
PWGD1848/GLA/XX	18X48 Glass Divider Clear Glass Finish	$288.80
PWGD1848/GLV/XX	18X48 Glass Divider Satin Etched 1 Side Glass Finish	$350.76
PWGD1848N/GLA/XX	18X48 Glass Divider,Narrow, Clear Glass Finish	$282.95
PWGD1848N/GLV/XX	18X48 Glass Divider,Narrow, Satin Etched 1 Side Glass Finish	$344.92
PWGD1854/GLA/XX	18X54 Glass Divider Clear Glass Finish	$302.83
PWGD1854/GLV/XX	18X54 Glass Divider Satin Etched 1 Side Glass Finish	$371.81
PWGD1854N/GLA/XX	18X54 Glass Divider,Narrow, Clear Glass Finish	$296.98
PWGD1854N/GLV/XX	18X54 Glass Divider,Narrow, Satin Etched 1 Side Glass Finish	$365.95
PWGD1860/GLA/XX	18X60 Glass Divider Clear Glass Finish	$346.09
PWGD1860/GLV/XX	18X60 Glass Divider Satin Etched 1 Side Glass Finish	$422.08

NEW YORK POWERWORKS COMPONENT PRICE LIST

Date: 8/3/2022

Part Number	Description	Unit Price
PWGD1860N/GLA/XX	18X60 Glass Divider,Narrow, Clear Glass Finish	$340.24
PWGD1860N/GLV/XX	18X60 Glass Divider,Narrow, Satin Etched 1 Side Glass Finish	$416.23
PWLEG.2029.L.XX	Worksurface C-Leg Support-Left	$50.28
PWLEG.2029.R.XX	Worksurface C-Leg Support-Right	$50.28
PWLEG.2429.L.XX	Worksurface C-Leg Support-Left	$51.45
PWLEG.2429.R.XX	Worksurface C-Leg Support-Right	$51.45
PWLEG.3029.L.XX	Worksurface C-Leg Support-Left	$52.61
PWLEG.3029.R.XX	Worksurface C-Leg Support-Right	$52.61
PWSSL2426/L/BN/XX/XXX	24"x26" Worksurface Support Panel - Left/Wood Only	$85.35
PWSSL2426/L/BN/XX/XXX/XXXXX	24"x26" Worksurface Support Panel - Left/Wood Only	$93.54
PWSSL2426/R/BN/XX/XXX	24"x26" Worksurface Support Panel - Right/Wood Only	$85.35
PWSSL2426/R/BN/XX/XXX/XXXXX	24"x26" Worksurface Support Panel - Right/Wood Only	$93.54
PWSSL2429/L/BN/XX/XXX	24"x29" Worksurface Support Panel - Left/Wood Only	$87.69
PWSSL2429/L/BN/XX/XXX/XXXXX	24"x29" Worksurface Support Panel - Left/Wood Only	$95.88
PWSSL2429/R/BN/XX/XXX	24"x29" Worksurface Support Panel - Right/Wood Only	$87.69
PWSSL2429/R/BN/XX/XXX/XXXXX	24"x29" Worksurface Support Panel - Right/Wood Only	$95.88
PWSSL3026/L/BN/XX/XXX	30"x26" Worksurface Support Panel - Left/Wood Only	$90.02
PWSSL3026/L/BN/XX/XXX/XXXXX	30"x26" Worksurface Support Panel - Left/Wood Only	$98.21
PWSSL3026/R/BN/XX/XXX	30"x26" Worksurface Support Panel - Right/Wood Only	$90.02
PWSSL3026/R/BN/XX/XXX/XXXXX	30"x26" Worksurface Support Panel - Right/Wood Only	$98.21
PWSSL3029/L/BN/XX/XXX	30"x29" Worksurface Support Panel - Left/Wood Only	$93.54
PWSSL3029/L/BN/XX/XXX/XXXXX	30"x29" Worksurface Support Panel - Left/Wood Only	$101.73
PWSSL3029/R/BN/XX/XXX	30"x29" Worksurface Support Panel - Right/Wood Only	$93.54
PWSSL3029/R/BN/XX/XXX/XXXXX	30"x29" Worksurface Support Panel - Right/Wood Only	$101.73
PWT30.XX	30" Wall Track	$12.28
PWT36.XX	36" Wall Track	$12.87
PWT42.XX	42" Wall Track	$14.03
PWT48.XX	48" Wall Track	$15.79
PWT54.XX	54" Wall Track	$16.37
PWT60.XX	60" Wall Track	$19.30
PWT66.XX	66" Wall Track	$20.47
PWT72.XX	72" Wall Track	$21.63
PWT78.XX	78" Wall Track	$21.92
PWT84.XX	84" Wall Track	$22.81
RSD4266FHC/CP/WW/XX	Rolling Screen Door for Powerworks-Clear Plastic	$489.55
RSD4266FHC/OP/WW/XX	Rolling Screen Door for Powerworks-Opal Plastic	$489.55
SCUB30/XXX/XX	30" Cubby	$409.22
SCUB36/XXX/XX	36" Cubby	$423.26
SCUB42/XXX/XX	42" Cubby	$441.97
SCUB48/XXX/XX	48" Cubby	$455.99
SPECT.D.BLACK.X	Specter Double Arm 18 Watt Tasklight	$176.79
SPECT.S.BLACK.X	Specter Single Arm 18 Watt Tasklight	$155.91
SPECT.SRBLACK.X	Specter Single Rail 18 Watt Tasklight	$146.10
STD1212/XX	12" x 12" Dimpled Steel Tile	$23.38
STD1218/XX	12" x 18" Dimpled Steel Tile	$25.72
STD1224/XX	12" x 24" Dimpled Steel Tile	$28.06
STD1230/XX	12" x 30" Dimpled Steel Tile	$30.40
STD1236/XX	12" x 36" Dimpled Steel Tile	$33.91
STD1812/XX	18" x 12" Dimpled Steel Tile	$25.72
STD1818/XX	18" x 18" Dimpled Steel Tile	$28.06
STD1824/XX	18" x 24" Dimpled Steel Tile	$32.73
STD1830/XX	18" x 30" Dimpled Steel Tile	$33.91
STD1836/XX	18" x 36" Dimpled Steel Tile	$36.25
STD2412/XX	24" x 12" Dimpled Steel Tile	$28.06
STD2418/XX	24" x 18" Dimpled Steel Tile	$32.73

NEW YORK POWERWORKS COMPONENT PRICE LIST

Date: 8/3/2022

Part Number	Description	Unit Price
STD2424/XX	24" x 24" Dimpled Steel Tile	$33.91
STD2430/XX	24" x 30" Dimpled Steel Tile	$37.41
STD2436/XX	24" x 36" Dimpled Steel Tile	$40.93
STD3012/XX	30" x 12" Dimpled Steel Tile	$30.40
STD3018/XX	30" x 18" Dimpled Steel Tile	$33.91
STD3024/XX	30" x 24" Dimpled Steel Tile	$37.41
STD3030/XX	30" x 30" Dimpled Steel Tile	$42.09
STD3036/XX	30" x 36" Dimpled Steel Tile	$47.93
STD3612/XX	36" x 12" Dimpled Steel Tile	$33.91
STD3618/XX	36" x 18" Dimpled Steel Tile	$36.25
STD3624/XX	36" x 24" Dimpled Steel Tile	$40.93
STD3630/XX	36" x 30" Dimpled Steel Tile	$47.93
STD3636/XX	36" x 36" Dimpled Steel Tile	$52.61
STD3642/XX	36" x 42" Dimpled Steel Tile	$54.95
STD3648/XX	36" x 48" Dimpled Steel Tile	$59.63
STD3654/XX	36" x 54" Dimpled Steel Tile	$77.17
STD3660/XX	36" x 60" Dimpled Steel Tile	$80.67
STD3666/XX	36" x 66" Dimpled Steel Tile	$83.01
STD4212/XX	42" x 12" Dimpled Steel Tile	$35.08
STD4218/XX	42" x 18" Dimpled Steel Tile	$38.58
STD4224/XX	42" x 24" Dimpled Steel Tile	$42.09
STD4230/XX	42" x 30" Dimpled Steel Tile	$50.28
STD4236/XX	42" x 36" Dimpled Steel Tile	$54.95
STD4812/XX	48" x 12" Dimpled Steel Tile	$36.25
STD4818/XX	48" x 18" Dimpled Steel Tile	$39.75
STD4824/XX	48" x 24" Dimpled Steel Tile	$52.61
STD4830/XX	48" x 30" Dimpled Steel Tile	$53.79
STD4836/XX	48" x 36" Dimpled Steel Tile	$59.63
STD5412/XX	54" x 12" Dimpled Steel Tile	$37.41
STD5418/XX	54" x 18" Dimpled Steel Tile	$42.09
STD5424/XX	54" x 24" Dimpled Steel Tile	$53.79
STD5430/XX	54" x 30" Dimpled Steel Tile	$57.29
STD5436/XX	54" x 36" Dimpled Steel Tile	$77.17
STD6012/XX	60" x 12" Dimpled Steel Tile	$38.58
STD6018/XX	60" x 18" Dimpled Steel Tile	$44.44
STD6024/XX	60" x 24" Dimpled Steel Tile	$57.29
STD6030/XX	60" x 30" Dimpled Steel Tile	$60.80
STD6036/XX	60" x 36" Dimpled Steel Tile	$80.67
STM1212	12" x 12" Steel Markerboard Tile	$28.06
STM1218	12" x 18" Steel Markerboard Tile	$32.73
STM1224	12" x 24" Steel Markerboard Tile	$36.25
STM1230	12" x 30" Steel Markerboard Tile	$42.09
STM1236	12" x 36" Steel Markerboard Tile	$44.44
STM1812	18" x 12" Steel Markerboard Tile	$32.73
STM1818	18" x 18" Steel Markerboard Tile	$39.75
STM1824	18" x 24" Steel Markerboard Tile	$46.77
STM1830	18" x 30" Steel Markerboard Tile	$52.61
STM1836	18" x 36" Steel Markerboard Tile	$54.95
STM2412	24" x 12" Steel Markerboard Tile	$36.25
STM2418	24" x 18" Steel Markerboard Tile	$46.77
STM2424	24" x 24" Steel Markerboard Tile	$60.80
STM2430	24" x 30" Steel Markerboard Tile	$61.96
STM2436	24" x 36" Steel Markerboard Tile	$67.82
STM3012	30" x 12" Steel Markerboard Tile	$42.09
STM3018	30" x 18" Steel Markerboard Tile	$52.61

NEW YORK POWERWORKS COMPONENT PRICE LIST

Date: 8/3/2022

Part Number	Description	Unit Price
STM3024	30" x 24" Steel Markerboard Tile	$61.96
STM3030	30" x 30" Steel Markerboard Tile	$75.99
STM3036	30" x 36" Steel Markerboard Tile	$81.85
STM3612	36" x 12" Steel Markerboard Tile	$44.44
STM3618	36" x 18" Steel Markerboard Tile	$54.95
STM3624	36" x 24" Steel Markerboard Tile	$67.82
STM3630	36" x 30" Steel Markerboard Tile	$81.85
STM3636	36" x 36" Steel Markerboard Tile	$86.53
STM3642	36" x 42" Steel Markerboard Tile	$91.20
STM3648	36" x 48" Steel Markerboard Tile	$116.92
STM3654	36" x 54" Steel Markerboard Tile	$118.09
STM3660	36" x 60" Steel Markerboard Tile	$192.92
STM3666	36" x 66" Steel Markerboard Tile	$204.62
STM4212	42" x 12" Steel Markerboard Tile	$47.93
STM4218	42" x 18" Steel Markerboard Tile	$60.80
STM4224	42" x 24" Steel Markerboard Tile	$70.15
STM4230	42" x 30" Steel Markerboard Tile	$86.53
STM4236	42" x 36" Steel Markerboard Tile	$91.20
STM4812	48" x 12" Steel Markerboard Tile	$53.79
STM4818	48" x 18" Steel Markerboard Tile	$68.98
STM4824	48" x 24" Steel Markerboard Tile	$72.50
STM4830	48" x 30" Steel Markerboard Tile	$109.91
STM4836	48" x 36" Steel Markerboard Tile	$116.92
STM5412	54" x 12" Steel Markerboard Tile	$54.95
STM5418	54" x 18" Steel Markerboard Tile	$70.15
STM5424	54" x 24" Steel Markerboard Tile	$111.08
STM5430	54" x 30" Steel Markerboard Tile	$116.92
STM5436	54" x 36" Steel Markerboard Tile	$119.26
STM6012	60" x 12" Steel Markerboard Tile	$84.18
STM6018	60" x 18" Steel Markerboard Tile	$114.58
STM6024	60" x 24" Steel Markerboard Tile	$125.11
STM6030	60" x 30" Steel Markerboard Tile	$204.62
STM6036	60" x 36" Steel Markerboard Tile	$210.45
STP1212/XX	12" x 12" Perforated Steel Tile (Set of 2)	$52.61
STP1218/XX	12" x 18" Perforated Steel Tile (Set of 2)	$68.98
STP1224/XX	12" x 24" Perforated Steel Tile (Set of 2)	$78.34
STP1230/XX	12" x 30" Perforated Steel Tile (Set of 2)	$114.58
STP1236/XX	12" x 36" Perforated Steel Tile (Set of 2)	$119.26
STP1812/XX	18" x 12" Perforated Steel Tile (Set of 2)	$68.98
STP1818/XX	18" x 18" Perforated Steel Tile (Set of 2)	$81.85
STP1824/XX	18" x 24" Perforated Steel Tile (Set of 2)	$86.53
STP1830/XX	18" x 30" Perforated Steel Tile (Set of 2)	$137.98
STP1836/XX	18" x 36" Perforated Steel Tile (Set of 2)	$141.47
STP2412/XX	24" x 12" Perforated Steel Tile (Set of 2)	$78.34
STP2418/XX	24" x 18" Perforated Steel Tile (Set of 2)	$86.53
STP2424/XX	24" x 24" Perforated Steel Tile (Set of 2)	$134.46
STP2430/XX	24" x 30" Perforated Steel Tile (Set of 2)	$140.31
STP2436/XX	24" x 36" Perforated Steel Tile (Set of 2)	$146.15
STP3012/XX	30" x 12" Perforated Steel Tile (Set of 2)	$114.58
STP3018/XX	30" x 18" Perforated Steel Tile (Set of 2)	$137.98
STP3024/XX	30" x 24" Perforated Steel Tile (Set of 2)	$140.31
STP3030/XX	30" x 30" Perforated Steel Tile (Set of 2)	$141.47
STP3036/XX	30" x 36" Perforated Steel Tile (Set of 2)	$142.65
STP3612/XX	36" x 12" Perforated Steel Tile (Set of 2)	$119.26
STP3618/XX	36" x 18" Perforated Steel Tile (Set of 2)	$141.47

NEW YORK POWERWORKS COMPONENT PRICE LIST

Date: 8/3/2022

Part Number	Description	Unit Price
STP3624/XX	36" x 24" Perforated Steel Tile (Set of 2)	$146.15
STP3630/XX	36" x 30" Perforated Steel Tile (Set of 2)	$142.65
STP3636/XX	36" x 36" Perforated Steel Tile (Set of 2)	$146.15
STP3642/XX	36" x 42" Perforated Steel Tile (Set of 2)	$155.50
STP3648/XX	36" x 48" Perforated Steel Tile (Set of 2)	$169.53
STP3654/XX	36" x 54" Perforated Steel Tile (Set of 2)	$239.68
STP3660/XX	36" x 60" Perforated Steel Tile (Set of 2)	$251.38
STP3666/XX	36" x 66" Perforated Steel Tile (Set of 2)	$257.23
STP4212/XX	42" x 12" Perforated Steel Tile (Set of 2)	$123.94
STP4218/XX	42" x 18" Perforated Steel Tile (Set of 2)	$135.62
STP4224/XX	42" x 24" Perforated Steel Tile (Set of 2)	$150.82
STP4230/XX	42" x 30" Perforated Steel Tile (Set of 2)	$153.17
STP4236/XX	42" x 36" Perforated Steel Tile (Set of 2)	$155.50
STP4812/XX	48" x 12" Perforated Steel Tile (Set of 2)	$128.61
STP4818/XX	48" x 18" Perforated Steel Tile (Set of 2)	$146.15
STP4824/XX	48" x 24" Perforated Steel Tile (Set of 2)	$154.34
STP4830/XX	48" x 30" Perforated Steel Tile (Set of 2)	$155.50
STP4836/XX	48" x 36" Perforated Steel Tile (Set of 2)	$157.84
STP5412/XX	54" x 12" Perforated Steel Tile (Set of 2)	$134.46
STP5418/XX	54" x 18" Perforated Steel Tile (Set of 2)	$153.17
STP5424/XX	54" x 24" Perforated Steel Tile (Set of 2)	$239.68
STP5430/XX	54" x 30" Perforated Steel Tile (Set of 2)	$251.38
STP5436/XX	54" x 36" Perforated Steel Tile (Set of 2)	$257.23
STP6012/XX	60" x 12" Perforated Steel Tile (Set of 2)	$140.31
STP6018/XX	60" x 18" Perforated Steel Tile (Set of 2)	$155.50
STP6024/XX	60" x 24" Perforated Steel Tile (Set of 2)	$251.38
STP6030/XX	60" x 30" Perforated Steel Tile (Set of 2)	$257.23
STP6036/XX	60" x 36" Perforated Steel Tile (Set of 2)	$263.06
STRS24/XXX/XX	24" Transactional Shelf	$167.20
STRS30/XXX/XX	30" Transactional Shelf	$170.71
STRS36/XXX/XX	36" Transactional Shelf	$178.88
STRS42/XXX/XX	42" Transactional Shelf	$190.59
STRS48/XXX/XX	48" Transactional Shelf	$222.15
STS1212/XX	12" x 12" Solid Steel Tile	$22.30
STS1218/XX	12" x 18" Solid Steel Tile	$23.55
STS1224/XX	12" x 24" Solid Steel Tile	$26.03
STS1230/XX	12" x 30" Solid Steel Tile	$27.27
STS1236/XX	12" x 36" Solid Steel Tile	$30.99
STS1812/XX	18" x 12" Solid Steel Tile	$23.55
STS1818/XX	18" x 18" Solid Steel Tile	$24.79
STS1824/XX	18" x 24" Solid Steel Tile	$28.50
STS1830/XX	18" x 30" Solid Steel Tile	$30.99
STS1836/XX	18" x 36" Solid Steel Tile	$33.46
STS2412/XX	24" x 12" Solid Steel Tile	$26.03
STS2418/XX	24" x 18" Solid Steel Tile	$28.50
STS2424/XX	24" x 24" Solid Steel Tile	$32.23
STS2430/XX	24" x 30" Solid Steel Tile	$34.70
STS2436/XX	24" x 36" Solid Steel Tile	$39.66
STS3012/XX	30" x 12" Solid Steel Tile	$27.27
STS3018/XX	30" x 18" Solid Steel Tile	$30.99
STS3024/XX	30" x 24" Solid Steel Tile	$34.70
STS3030/XX	30" x 30" Solid Steel Tile	$38.42
STS3036/XX	30" x 36" Solid Steel Tile	$42.14
STS3612/XX	36" x 12" Solid Steel Tile	$30.99
STS3618/XX	36" x 18" Solid Steel Tile	$33.46

NEW YORK POWERWORKS COMPONENT PRICE LIST

Date: 8/3/2022

Part Number	Description	Unit Price
STS3624/XX	36" x 24" Solid Steel Tile	$39.66
STS3630/XX	36" x 30" Solid Steel Tile	$42.14
STS3636/XX	36" x 36" Solid Steel Tile	$44.44
STS3642/XX	36" x 42" Solid Steel Tile	$45.60
STS3648/XX	36" x 48" Solid Steel Tile	$51.45
STS3654/XX	36" x 54" Solid Steel Tile	$63.15
STS3660/XX	36" x 60" Solid Steel Tile	$66.64
STS3666/XX	36" x 66" Solid Steel Tile	$67.82
STS4212/XX	42" x 12" Solid Steel Tile	$32.23
STS4218/XX	42" x 18" Solid Steel Tile	$37.18
STS4224/XX	42" x 24" Solid Steel Tile	$42.14
STS4230/XX	42" x 30" Solid Steel Tile	$44.61
STS4236/XX	42" x 36" Solid Steel Tile	$45.60
STS4812/XX	48" x 12" Solid Steel Tile	$34.70
STS4818/XX	48" x 18" Solid Steel Tile	$38.42
STS4824/XX	48" x 24" Solid Steel Tile	$49.12
STS4830/XX	48" x 30" Solid Steel Tile	$50.28
STS4836/XX	48" x 36" Solid Steel Tile	$51.45
STS5412/XX	54" x 12" Solid Steel Tile	$35.94
STS5418/XX	54" x 18" Solid Steel Tile	$40.93
STS5424/XX	54" x 24" Solid Steel Tile	$50.28
STS5430/XX	54" x 30" Solid Steel Tile	$52.61
STS5436/XX	54" x 36" Solid Steel Tile	$63.15
STS6012/XX	60" x 12" Solid Steel Tile	$37.18
STS6018/XX	60" x 18" Solid Steel Tile	$40.91
STS6024/XX	60" x 24" Solid Steel Tile	$53.79
STS6030/XX	60" x 30" Solid Steel Tile	$63.15
STS6036/XX	60" x 36" Solid Steel Tile	$66.64
SW4TF10.XX	10' 10-Wire, 4 Circuit Top Feed	$192.92
SW4TF7.XX	7' 10-Wire, 4 Circuit Top Feed	$160.18
SW6TF10.XX	10' 10-Wire, 6 Circuit Top Feed	$192.92
SW6TF7.XX	7' 10-Wire, 6 Circuit Top Feed	$160.18
SWBDF-12-30/XX	30" Base Data Feed, 12"H	$192.92
SWBDF-12-36/XX	36" Base Data Feed, 12"H	$195.26
SWBDF-12-42/XX	42" Base Data Feed, 12"H	$197.60
SWBDF-12-48/XX	48" Base Data Feed, 12"H	$199.94
SWBDF-12-54/XX	54" Base Data Feed, 12"H	$202.27
SWBDF-12-60/XX	60" Base Data Feed, 12"H	$204.62
SWBDF-12-66/XX	66" Base Data Feed, 12"H	$206.95
SWBDF-12-72/XX	72" Base Data Feed, 12"H	$209.29
SWBDF-6-30/XX	30" Base Data Feed, 6"H	$190.59
SWBDF-6-36/XX	36" Base Data Feed, 6"H	$192.92
SWBDF-6-42/XX	42" Base Data Feed, 6"H	$195.26
SWBDF-6-48/XX	48" Base Data Feed, 6"H	$197.60
SWBDF-6-54/XX	54" Base Data Feed, 6"H	$199.94
SWBDF-6-60/XX	60" Base Data Feed, 6"H	$202.27
SWBDF-6-66/XX	66" Base Data Feed, 6"H	$204.62
SWBDF-6-72/XX	72" Base Data Feed, 6"H	$206.95
SWBF4-12-30/XX/XX	30" 10-Wire, 4 Circuit Base Feed 12"H	$294.64
SWBF4-12-36/XX/XX	36" 10-Wire, 4 Circuit Base Feed 12"H	$296.98
SWBF4-12-42/XX/XX	42" 10-Wire, 4 Circuit Base Feed 12"H	$299.31
SWBF4-12-48/XX/XX	48" 10-Wire, 4 Circuit Base Feed 12"H	$301.66
SWBF4-12-54/XX/XX	54" 10-Wire, 4 Circuit Base Feed 12"H	$303.99
SWBF4-12-60/XX/XX	60" 10-Wire, 4 Circuit Base Feed 12"H	$306.33
SWBF4-12-66/XX/XX	66" 10-Wire, 4 Circuit Base Feed 12"H	$308.67

NEW YORK POWERWORKS COMPONENT PRICE LIST

Date: 8/3/2022

Part Number	Description	Unit Price
SWBF4-12-72/XX/XX	72" 10-Wire, 4 Circuit Base Feed 12"H	$311.01
SWBF4-6-30/XX/XX	30" 10-Wire, 4 Circuit Base Feed 6"H	$292.30
SWBF4-6-36/XX/XX	36" 10-Wire, 4 Circuit Base Feed 6"H	$294.64
SWBF4-6-42/XX/XX	42" 10-Wire, 4 Circuit Base Feed 6"H	$296.98
SWBF4-6-48/XX/XX	48" 10-Wire, 4 Circuit Base Feed 6"H	$299.31
SWBF4-6-54/XX/XX	54" 10-Wire, 4 Circuit Base Feed 6"H	$301.66
SWBF4-6-60/XX/XX	60" 10-Wire, 4 Circuit Base Feed 6"H	$303.99
SWBF4-6-66/XX/XX	66" 10-Wire, 4 Circuit Base Feed 6"H	$306.33
SWBF4-6-72/XX/XX	72" 10-Wire, 4 Circuit Base Feed 6"H	$308.67
SWBF6-12-30/XX/XX	30" 10-Wire, 6 Circuit Base Feed 12"H	$294.64
SWBF6-12-36/XX/XX	36" 10-Wire, 6 Circuit Base Feed 12"H	$296.98
SWBF6-12-42/XX/XX	42" 10-Wire, 6 Circuit Base Feed 12"H	$299.31
SWBF6-12-48/XX/XX	48" 10-Wire, 6 Circuit Base Feed 12"H	$301.66
SWBF6-12-54/XX/XX	54" 10-Wire, 6 Circuit Base Feed 12"H	$303.99
SWBF6-12-60/XX/XX	60" 10-Wire, 6 Circuit Base Feed 12"H	$306.33
SWBF6-12-66/XX/XX	66" 10-Wire, 6 Circuit Base Feed 12"H	$308.67
SWBF6-12-72/XX/XX	72" 10-Wire, 6 Circuit Base Feed 12"H	$311.01
SWBF6-6-30/XX/XX	30" 10-Wire, 6 Circuit Base Feed 6"H	$292.30
SWBF6-6-36/XX/XX	36" 10-Wire, 6 Circuit Base Feed 6"H	$294.64
SWBF6-6-42/XX/XX	42" 10-Wire, 6 Circuit Base Feed 6"H	$296.98
SWBF6-6-48/XX/XX	48" 10-Wire, 6 Circuit Base Feed 6"H	$299.31
SWBF6-6-54/XX/XX	54" 10-Wire, 6 Circuit Base Feed 6"H	$301.66
SWBF6-6-60/XX/XX	60" 10-Wire, 6 Circuit Base Feed 6"H	$303.99
SWBF6-6-66/XX/XX	66" 10-Wire, 6 Circuit Base Feed 6"H	$306.33
SWBF6-6-72/XX/XX	72" 10-Wire, 6 Circuit Base Feed 6"H	$308.67
SWLFEOR/12/30/XX	30" SW End of Run Post w/ 12" Legs	$101.73
SWLFEOR/12/36/XX	36" SW End of Run Post w/ 12" Legs	$104.06
SWLFEOR/12/42/XX	42" SW End of Run Post w/ 12" Legs	$106.40
SWLFEOR/12/48/XX	48" SW End of Run Post w/ 12" Legs	$108.74
SWLFEOR/12/54/XX	54" SW End of Run Post w/ 12" Legs	$112.24
SWLFEOR/12/60/XX	60" SW End of Run Post w/ 12" Legs	$114.58
SWLFEOR/12/66/XX	66" SW End of Run Post w/ 12" Legs	$118.09
SWLFEOR/12/72/XX	72" SW End of Run Post w/ 12" Legs	$121.59
SWLFEOR/6/30/XX	30" SW End of Run Post w/ 6" Legs	$108.74
SWLFEOR/6/36/XX	36" SW End of Run Post w/ 6" Legs	$111.08
SWLFEOR/6/42/XX	42" SW End of Run Post w/ 6" Legs	$113.41
SWLFEOR/6/48/XX	48" SW End of Run Post w/ 6" Legs	$115.76
SWLFEOR/6/54/XX	54" SW End of Run Post w/ 6" Legs	$119.26
SWLFEOR/6/60/XX	60" SW End of Run Post w/ 6" Legs	$122.77
SWLFEOR/6/66/XX	66" SW End of Run Post w/ 6" Legs	$125.11
SWLFEOR/6/72/XX	72" SW End of Run Post w/ 6" Legs	$128.61
SWLFHP/12/30/XX	30" SW Half Post w/ 12" Legs	$101.73
SWLFHP/12/36/XX	36" SW Half Post w/ 12" Legs	$104.06
SWLFHP/12/42/XX	42" SW Half Post w/ 12" Legs	$106.40
SWLFHP/12/48/XX	48" SW Half Post w/ 12" Legs	$108.74
SWLFHP/12/54/XX	54" SW Half Post w/ 12" Legs	$112.24
SWLFHP/12/60/XX	60" SW Half Post w/ 12" Legs	$114.58
SWLFHP/12/66/XX	66" SW Half Post w/ 12" Legs	$118.09
SWLFHP/12/72/XX	72" SW Half Post w/ 12" Legs	$121.59
SWLFHP/6/30/XX	30" SW Half Post w/ 6" Legs	$106.40
SWLFHP/6/36/XX	36" SW Half Post w/ 6" Legs	$108.74
SWLFHP/6/42/XX	42" SW Half Post w/ 6" Legs	$111.08
SWLFHP/6/48/XX	48" SW Half Post w/ 6" Legs	$113.41
SWLFHP/6/54/XX	54" SW Half Post w/ 6" Legs	$116.92
SWLFHP/6/60/XX	60" SW Half Post w/ 6" Legs	$119.26

NEW YORK POWERWORKS COMPONENT PRICE LIST

Date: 8/3/2022

Part Number	Description	Unit Price
SWLFHP/6/66/XX	66" SW Half Post w/ 6" Legs	$122.77
SWLFHP/6/72/XX	72" SW Half Post w/ 6" Legs	$126.27
SWLFILP/12/30/XX	30" Inline Post w/ 12" Legs	$100.56
SWLFILP/12/36/XX	36" Inline Post w/ 12" Legs	$102.89
SWLFILP/12/42/XX	42" Inline Post w/ 12" Legs	$105.23
SWLFILP/12/48/XX	48" Inline Post w/ 12" Legs	$107.57
SWLFILP/12/54/XX	54" Inline Post w/ 12" Legs	$111.08
SWLFILP/12/60/XX	60" Inline Post w/ 12" Legs	$113.41
SWLFILP/12/66/XX	66" Inline Post w/ 12" Legs	$116.92
SWLFILP/12/72/XX	72" Inline Post w/ 12" Legs	$120.43
SWLFILP/6/30/XX	30" Inline Post w/ 6" Legs	$107.57
SWLFILP/6/36/XX	36" Inline Post w/ 6" Legs	$109.91
SWLFILP/6/42/XX	42" Inline Post w/ 6" Legs	$112.24
SWLFILP/6/48/XX	48" Inline Post w/ 6" Legs	$114.58
SWLFILP/6/54/XX	54" Inline Post w/ 6" Legs	$118.09
SWLFILP/6/60/XX	60" Inline Post w/ 6" Legs	$120.43
SWLFILP/6/66/XX	66" Inline Post w/ 6" Legs	$123.94
SWLFILP/6/72/XX	72" Inline Post w/ 6" Legs	$126.27
SWTDF10.XX	Top Data Feed - 10 Foot Pole	$90.02
SWTDF7.XX	Top Data Feed - 7 Foot Pole	$77.17
TETW30/XXX	30" End-Of-Run Trim Wood Veneer Tech Panel W/End-Of-Run TopCap	$157.84
TETW36/XXX	36" End-Of-Run Trim Wood Veneer Tech Panel W/End-Of-Run TopCap	$167.20
TETW42/XXX	42" End-Of-Run Trim Wood Veneer Tech Panel W/End-Of-Run TopCap	$170.71
TETW48/XXX	48" End-Of-Run Trim Wood Veneer Tech Panel W/End-Of-Run TopCap	$183.56
TETW54/XXX	54" End-Of-Run Trim Wood Veneer Tech Panel W/End-Of-Run TopCap	$197.60
TETW60/XXX	60" End-Of-Run Trim Wood Veneer Tech Panel W/End-Of-Run TopCap	$202.27
TETW66/XXX	66" End-Of-Run Trim Wood Veneer Tech Panel W/End-Of-Run TopCap	$205.78
TETW72/XXX	72" End-Of-Run Trim Wood Veneer Tech Panel W/End-Of-Run TopCap	$218.64
TETW78/XXX	78" End-Of-Run Trim Wood Veneer Tech Panel W/End-Of-Run TopCap	$225.65
TETW84/XXX	84" End-Of-Run Trim Wood Veneer Tech Panel W/End-Of-Run TopCap	$236.19
TURBO.B	Turbo Task Light 35 Watt 30" Arm Black	$156.16
ULSR24/PW/LB/KD1/XX	24" Low Shelf - Load Bar Mount	$104.06
ULSR24/PW/OM/KD1/XX	24" Low Shelf - Off Module	$108.41
ULSR24/PW/PM/KD1/XX	24" Low Shelf - Panel Mount/On Module	$102.94
ULSR30/PW/LB/KD1/XX	30" Low Shelf - Load Bar Mount	$106.40
ULSR30/PW/OM/KD1/XX	30" Low Shelf - Off Module	$111.73
ULSR30/PW/PM/KD1/XX	30" Low Shelf - Panel Mount/On Module	$106.25
ULSR36/PW/LB/KD1/XX	36" Low Shelf - Load Bar Mount	$111.08
ULSR36/PW/OM/KD1/XX	36" Low Shelf - Off Module	$115.23
ULSR36/PW/PM/KD1/XX	36" Low Shelf - Panel Mount/On Module	$109.78
ULSR42/PW/LB/KD1/XX	42" Low Shelf - Load Bar Mount	$116.92
ULSR42/PW/OM/KD1/XX	42" Low Shelf - Off Module	$122.26
ULSR42/PW/PM/KD1/XX	42" Low Shelf - Panel Mount/On Module	$116.83
ULSR48/PW/LB/KD1/XX	48" Low Shelf - Load Bar Mount	$123.94
ULSR48/PW/OM/KD1/XX	48" Low Shelf - Off Module	$128.70
ULSR48/PW/PM/KD1/XX	48" Low Shelf - Panel Mount/On Module	$123.25
ULSR54/PW/LB/KD1/XX	54" Low Shelf - Load Bar Mount	$137.98
ULSR54/PW/OM/KD1/XX	54" Low Shelf - Off Module	$142.50
ULSR54/PW/PM/KD1/XX	54" Low Shelf - Panel Mount/On Module	$137.04
ULSR60/PW/LB/KD1/XX	60" Low Shelf - Load Bar Mount	$146.15
ULSR60/PW/OM/KD1/XX	60" Low Shelf - Off Module	$150.82
ULSR60/PW/PM/KD1/XX	60" Low Shelf - Panel Mount/On Module	$145.38
UP65NRC1212A/XXXXX	12" x 12" .65 NRC Acoustical Tile (Standard Acoustics)	$41.64
UP65NRC1218A/XXXXX	12" x 18" .65 NRC Acoustical Tile (Standard Acoustics)	$44.62
UP65NRC1224A/XXXXX	12" x 24" .65 NRC Acoustical Tile (Standard Acoustics)	$47.59

NEW YORK POWERWORKS COMPONENT PRICE LIST

Date: 8/3/2022

Part Number	Description	Unit Price
UP65NRC1230A/XXXXX	12" x 30" .65 NRC Acoustical Tile (Standard Acoustics)	$50.57
UP65NRC1236A/XXXXX	12" x 36" .65 NRC Acoustical Tile (Standard Acoustics)	$53.53
UP65NRC1242A/XXXXX	12" x 42" .65 NRC Acoustical Tile (Standard Acoustics)	$56.51
UP65NRC1248A/XXXXX	12" x 48" .65 NRC Acoustical Tile (Standard Acoustics)	$59.50
UP65NRC1254A/XXXXX	12" x 54" .65 NRC Acoustical Tile (Standard Acoustics)	$62.47
UP65NRC1260A/XXXXX	12" x 60" .65 NRC Acoustical Tile (Standard Acoustics)	$65.44
UP65NRC1266A/XXXXX	12" x 66" .65 NRC Acoustical Tile (Standard Acoustics)	$68.41
UP65NRC1272A/XXXXX	12" x 72" .65 NRC Acoustical Tile (Standard Acoustics)	$71.38
UP65NRC1278A/XXXXX	12" x 78" .65 NRC Acoustical Tile (Standard Acoustics)	$74.35
UP65NRC1812A/XXXXX	18" x 12" .65 NRC Acoustical Tile (Standard Acoustics)	$44.62
UP65NRC1818A/XXXXX	18" x 18" .65 NRC Acoustical Tile (Standard Acoustics)	$47.59
UP65NRC1824A/XXXXX	18" x 24" .65 NRC Acoustical Tile (Standard Acoustics)	$50.57
UP65NRC1830A/XXXXX	18" x 30" .65 NRC Acoustical Tile (Standard Acoustics)	$55.02
UP65NRC1836A/XXXXX	18" x 36" .65 NRC Acoustical Tile (Standard Acoustics)	$58.01
UP65NRC1842A/XXXXX	18" x 42" .65 NRC Acoustical Tile (Standard Acoustics)	$60.97
UP65NRC1848A/XXXXX	18" x 48" .65 NRC Acoustical Tile (Standard Acoustics)	$65.44
UP65NRC1854A/XXXXX	18" x 54" .65 NRC Acoustical Tile (Standard Acoustics)	$66.92
UP65NRC1860A/XXXXX	18" x 60" .65 NRC Acoustical Tile (Standard Acoustics)	$69.91
UP65NRC1866A/XXXXX	18" x 66" .65 NRC Acoustical Tile (Standard Acoustics)	$74.35
UP65NRC1872A/XXXXX	18" x 72" .65 NRC Acoustical Tile (Standard Acoustics)	$77.34
UP65NRC1878A/XXXXX	18" x 78" .65 NRC Acoustical Tile (Standard Acoustics)	$78.83
UP65NRC2412A/XXXXX	24" x 12" .65 NRC Acoustical Tile (Standard Acoustics)	$47.59
UP65NRC2418A/XXXXX	24" x 18" .65 NRC Acoustical Tile (Standard Acoustics)	$50.57
UP65NRC2424A/XXXXX	24" x 24" .65 NRC Acoustical Tile (Standard Acoustics)	$52.07
UP65NRC2430A/XXXXX	24" x 30" .65 NRC Acoustical Tile (Standard Acoustics)	$56.51
UP65NRC2436A/XXXXX	24" x 36" .65 NRC Acoustical Tile (Standard Acoustics)	$59.50
UP65NRC2442A/XXXXX	24" x 42" .65 NRC Acoustical Tile (Standard Acoustics)	$66.92
UP65NRC2448A/XXXXX	24" x 48" .65 NRC Acoustical Tile (Standard Acoustics)	$69.91
UP65NRC2454A/XXXXX	24" x 54" .65 NRC Acoustical Tile (Standard Acoustics)	$72.88
UP65NRC2460A/XXXXX	24" x 60" .65 NRC Acoustical Tile (Standard Acoustics)	$74.35
UP65NRC2466A/XXXXX	24" x 66" .65 NRC Acoustical Tile (Standard Acoustics)	$78.83
UP65NRC2472A/XXXXX	24" x 72" .65 NRC Acoustical Tile (Standard Acoustics)	$80.32
UP65NRC2478A/XXXXX	24" x 78" .65 NRC Acoustical Tile (Standard Acoustics)	$81.79
UP65NRC3012A/XXXXX	30" x 12" .65 NRC Acoustical Tile (Standard Acoustics)	$50.57
UP65NRC3018A/XXXXX	30" x 18" .65 NRC Acoustical Tile (Standard Acoustics)	$55.02
UP65NRC3024A/XXXXX	30" x 24" .65 NRC Acoustical Tile (Standard Acoustics)	$56.51
UP65NRC3030A/XXXXX	30" x 30" .65 NRC Acoustical Tile (Standard Acoustics)	$60.97
UP65NRC3036A/XXXXX	30" x 36" .65 NRC Acoustical Tile (Standard Acoustics)	$65.44
UP65NRC3042A/XXXXX	30" x 42" .65 NRC Acoustical Tile (Standard Acoustics)	$71.38
UP65NRC3048A/XXXXX	30" x 48" .65 NRC Acoustical Tile (Standard Acoustics)	$74.35
UP65NRC3054A/XXXXX	30" x 54" .65 NRC Acoustical Tile (Standard Acoustics)	$77.34
UP65NRC3060A/XXXXX	30" x 60" .65 NRC Acoustical Tile (Standard Acoustics)	$80.32
UP65NRC3066A/XXXXX	30" x 66" .65 NRC Acoustical Tile (Standard Acoustics)	$86.26
UP65NRC3072A/XXXXX	30" x 72" .65 NRC Acoustical Tile (Standard Acoustics)	$93.70
UP65NRC3078A/XXXXX	30" x 78" .65 NRC Acoustical Tile (Standard Acoustics)	$98.16
UP65NRC3612A/XXXXX	36" x 12" .65 NRC Acoustical Tile (Standard Acoustics)	$53.53
UP65NRC3618A/XXXXX	36" x 18" .65 NRC Acoustical Tile (Standard Acoustics)	$58.01
UP65NRC3624A/XXXXX	36" x 24" .65 NRC Acoustical Tile (Standard Acoustics)	$59.50
UP65NRC3630A/XXXXX	36" x 30" .65 NRC Acoustical Tile (Standard Acoustics)	$65.44
UP65NRC3636A/XXXXX	36" x 36" .65 NRC Acoustical Tile (Standard Acoustics)	$69.91
UP65NRC3642A/XXXXX	36" x 42" .65 NRC Acoustical Tile (Standard Acoustics)	$78.83
UP65NRC3648A/XXXXX	36" x 48" .65 NRC Acoustical Tile (Standard Acoustics)	$81.79
UP65NRC3654A/XXXXX	36" x 54" .65 NRC Acoustical Tile (Standard Acoustics)	$84.77
UP65NRC3660A/XXXXX	36" x 60" .65 NRC Acoustical Tile (Standard Acoustics)	$89.24
UP65NRC3666A/XXXXX	36" x 66" .65 NRC Acoustical Tile (Standard Acoustics)	$96.68

NEW YORK POWERWORKS COMPONENT PRICE LIST

Date: 8/3/2022

Part Number	Description	Unit Price
UP65NRC3672A/XXXXX	36" x 72" .65 NRC Acoustical Tile (Standard Acoustics)	$104.11
UP65NRC3678A/XXXXX	36" x 78" .65 NRC Acoustical Tile (Standard Acoustics)	$111.54
UP65NRC4212A/XXXXX	42" x 12" .65 NRC Acoustical Tile (Standard Acoustics)	$56.51
UP65NRC4218A/XXXXX	42" x 18" .65 NRC Acoustical Tile (Standard Acoustics)	$60.97
UP65NRC4224A/XXXXX	42" x 24" .65 NRC Acoustical Tile (Standard Acoustics)	$66.92
UP65NRC4230A/XXXXX	42" x 30" .65 NRC Acoustical Tile (Standard Acoustics)	$71.38
UP65NRC4236A/XXXXX	42" x 36" .65 NRC Acoustical Tile (Standard Acoustics)	$78.83
UP65NRC4242A/XXXXX	42" x 42" .65 NRC Acoustical Tile (Standard Acoustics)	$87.74
UP65NRC4248A/XXXXX	42" x 48" .65 NRC Acoustical Tile (Standard Acoustics)	$95.18
UP65NRC4254A/XXXXX	42" x 54" .65 NRC Acoustical Tile (Standard Acoustics)	$102.62
UP65NRC4260A/XXXXX	42" x 60" .65 NRC Acoustical Tile (Standard Acoustics)	$113.03
UP65NRC4266A/XXXXX	42" x 66" .65 NRC Acoustical Tile (Standard Acoustics)	$118.97
UP65NRC4272A/XXXXX	42" x 72" .65 NRC Acoustical Tile (Standard Acoustics)	$124.92
UP65NRC4278A/XXXXX	42" x 78" .65 NRC Acoustical Tile (Standard Acoustics)	$130.87
UP65NRC4812A/XXXXX	48" x 12" .65 NRC Acoustical Tile (Standard Acoustics)	$59.50
UP65NRC4818A/XXXXX	48" x 18" .65 NRC Acoustical Tile (Standard Acoustics)	$65.44
UP65NRC4824A/XXXXX	48" x 24" .65 NRC Acoustical Tile (Standard Acoustics)	$69.91
UP65NRC4830A/XXXXX	48" x 30" .65 NRC Acoustical Tile (Standard Acoustics)	$74.35
UP65NRC4836A/XXXXX	48" x 36" .65 NRC Acoustical Tile (Standard Acoustics)	$81.79
UP65NRC4842A/XXXXX	48" x 42" .65 NRC Acoustical Tile (Standard Acoustics)	$95.18
UP65NRC4848A/XXXXX	48" x 48" .65 NRC Acoustical Tile (Standard Acoustics)	$99.65
UP65NRC4854A/XXXXX	48" x 54" .65 NRC Acoustical Tile (Standard Acoustics)	$107.09
UP65NRC4860A/XXXXX	48" x 60" .65 NRC Acoustical Tile (Standard Acoustics)	$116.00
UP65NRC4866A/XXXXX	48" x 66" .65 NRC Acoustical Tile (Standard Acoustics)	$121.96
UP65NRC4872A/XXXXX	48" x 72" .65 NRC Acoustical Tile (Standard Acoustics)	$127.92
UP65NRC4878A/XXXXX	48" x 78" .65 NRC Acoustical Tile (Standard Acoustics)	$133.85
UP65NRC5412A/XXXXX	54" x 12" .65 NRC Acoustical Tile (Standard Acoustics)	$62.47
UP65NRC5418A/XXXXX	54" x 18" .65 NRC Acoustical Tile (Standard Acoustics)	$66.92
UP65NRC5424A/XXXXX	54" x 24" .65 NRC Acoustical Tile (Standard Acoustics)	$72.88
UP65NRC5430A/XXXXX	54" x 30" .65 NRC Acoustical Tile (Standard Acoustics)	$77.34
UP65NRC5436A/XXXXX	54" x 36" .65 NRC Acoustical Tile (Standard Acoustics)	$84.77
UP65NRC5442A/XXXXX	54" x 42" .65 NRC Acoustical Tile (Standard Acoustics)	$102.62
UP65NRC5448A/XXXXX	54" x 48" .65 NRC Acoustical Tile (Standard Acoustics)	$107.09
UP65NRC5454A/XXXXX	54" x 54" .65 NRC Acoustical Tile (Standard Acoustics)	$113.03
UP65NRC5460A/XXXXX	54" x 60" .65 NRC Acoustical Tile (Standard Acoustics)	$118.97
UP65NRC5466A/XXXXX	54" x 66" .65 NRC Acoustical Tile (Standard Acoustics)	$124.92
UP65NRC5472A/XXXXX	54" x 72" .65 NRC Acoustical Tile (Standard Acoustics)	$130.87
UP65NRC5478A/XXXXX	54" x 78" .65 NRC Acoustical Tile (Standard Acoustics)	$139.79
UP65NRC6012A/XXXXX	60" x 12" .65 NRC Acoustical Tile (Standard Acoustics)	$65.44
UP65NRC6018A/XXXXX	60" x 18" .65 NRC Acoustical Tile (Standard Acoustics)	$69.91
UP65NRC6024A/XXXXX	60" x 24" .65 NRC Acoustical Tile (Standard Acoustics)	$74.35
UP65NRC6030A/XXXXX	60" x 30" .65 NRC Acoustical Tile (Standard Acoustics)	$80.32
UP65NRC6036A/XXXXX	60" x 36" .65 NRC Acoustical Tile (Standard Acoustics)	$89.24
UP65NRC6042A/XXXXX	60" x 42" .65 NRC Acoustical Tile (Standard Acoustics)	$113.03
UP65NRC6048A/XXXXX	60" x 48" .65 NRC Acoustical Tile (Standard Acoustics)	$116.00
UP65NRC6054A/XXXXX	60" x 54" .65 NRC Acoustical Tile (Standard Acoustics)	$118.97
UP65NRC6060A/XXXXX	60" x 60" .65 NRC Acoustical Tile (Standard Acoustics)	$126.42
UP65NRC6066A/XXXXX	60" x 66" .65 NRC Acoustical Tile (Standard Acoustics)	$129.38
UP65NRC6072A/XXXXX	60" x 72" .65 NRC Acoustical Tile (Standard Acoustics)	$133.85
UP65NRC6078A/XXXXX	60" x 78" .65 NRC Acoustical Tile (Standard Acoustics)	$144.26
URSR24/PW/LB/KD1/XX	24" Regular Shelf - Load Bar Mount	$111.08
URSR24/PW/OM/KD1/XX	24" Regular Shelf - Off Module	$109.71
URSR24/PW/PM/KD1/XX	24" Regular Shelf - Panel Mount/On Module	$104.26
URSR30/PW/LB/KD1/XX	30" Regular Shelf - Load Bar Mount	$116.92
URSR30/PW/OM/KD1/XX	30" Regular Shelf - Off Module	$116.52

NEW YORK POWERWORKS COMPONENT PRICE LIST

Date: 8/3/2022

Part Number	Description	Unit Price
URSR30/PW/PM/KD1/XX	30" Regular Shelf - Panel Mount/On Module	$111.09
URSR36/PW/LB/KD1/XX	36" Regular Shelf - Load Bar Mount	$122.77
URSR36/PW/OM/KD1/XX	36" Regular Shelf - Off Module	$120.05
URSR36/PW/PM/KD1/XX	36" Regular Shelf - Panel Mount/On Module	$114.60
URSR42/PW/LB/KD1/XX	42" Regular Shelf - Load Bar Mount	$128.61
URSR42/PW/OM/KD1/XX	42" Regular Shelf - Off Module	$124.22
URSR42/PW/PM/KD1/XX	42" Regular Shelf - Panel Mount/On Module	$118.77
URSR48/PW/LB/KD1/XX	48" Regular Shelf - Load Bar Mount	$134.46
URSR48/PW/OM/KD1/XX	48" Regular Shelf - Off Module	$133.14
URSR48/PW/PM/KD1/XX	48" Regular Shelf - Panel Mount/On Module	$127.67
URSR54/PW/LB/KD1/XX	54" Regular Shelf - Load Bar Mount	$148.49
URSR54/PW/OM/KD1/XX	54" Regular Shelf - Off Module	$146.92
URSR54/PW/PM/KD1/XX	54" Regular Shelf - Panel Mount/On Module	$141.47
URSR60/PW/LB/KD1/XX	60" Regular Shelf - Load Bar Mount	$152.01
URSR60/PW/OM/KD1/XX	60" Regular Shelf - Off Module	$151.61
URSR60/PW/PM/KD1/XX	60" Regular Shelf - Panel Mount/On Module	$146.16
V.12.0910	#10-24 x 1/4 PPHTS (Flip DR)	$0.18
VNOF24/OM/XX/XXXXX	24" Upholsterable Upper Door Venus Overhead-Off Mod Pass Thru(FG)	$363.62
VNOF24/PM/XX/XXXXX	24" Upholsterable Upper Door Venus Overhead-On Mod Pass Thru(FG)	$356.60
VNOF30/OM/XX/XXXXX	30" Upholsterable Upper Door Venus Overhead-Off Mod Pass Thru(FG)	$369.47
VNOF30/PM/XX/XXXXX	30" Upholsterable Upper Door Venus Overhead-On Mod Pass Thru(FG)	$360.12
VNOF36/OM/XX/XXXXX	36" Upholsterable Upper Door Venus Overhead-Off Mod Pass Thru(FG)	$377.66
VNOF36/PM/XX/XXXXX	36" Upholsterable Upper Door Venus Overhead-On Mod Pass Thru(FG)	$370.63
VNOF42/OM/XX/XXXXX	42" Upholsterable Upper Door Venus Overhead-Off Mod Pass Thru(FG)	$396.36
VNOF42/PM/XX/XXXXX	42" Upholsterable Upper Door Venus Overhead-On Mod Pass Thru(FG)	$388.17
VNOF48/OM/XX/XXXXX	48" Upholsterable Upper Door Venus Overhead-Off Mod Pass Thru(FG)	$420.92
VNOF48/PM/XX/XXXXX	48" Upholsterable Upper Door Venus Overhead-On Mod Pass Thru(FG)	$412.73
VNOF54/OM/XX/XXXXX	54" Upholsterable Upper Door Venus Overhead-Off Mod Pass Thru(FG)	$460.67
VNOF54/PM/XX/XXXXX	54" Upholsterable Upper Door Venus Overhead-On Mod Pass Thru(FG)	$452.48
VNOF60/OM/XX/XXXXX	60" Upholsterable Upper Door Venus Overhead-Off Mod Pass Thru(FG)	$501.59
VNOF60/PM/XX/XXXXX	60" Upholsterable Upper Door Venus Overhead-On Mod Pass Thru(FG)	$493.41
VNOL24/OM/XX/LXX/EXX	24" Laminate Upper Door Venus Overhead - Off Module	$347.25
VNOL24/PM/XX/LXX/EXX	24" Laminate Upper Door Venus Overhead - On Module	$341.41
VNOL30/OM/XX/LXX/EXX	30" Laminate Upper Door Venus Overhead - Off Module	$358.94
VNOL30/PM/XX/LXX/EXX	30" Laminate Upper Door Venus Overhead - On Module	$351.92
VNOL36/OM/XX/LXX/EXX	36" Laminate Upper Door Venus Overhead - Off Module	$372.98
VNOL36/PM/XX/LXX/EXX	36" Laminate Upper Door Venus Overhead - On Module	$363.62
VNOL42/OM/XX/LXX/EXX	42" Laminate Upper Door Venus Overhead - Off Module	$398.70
VNOL42/PM/XX/LXX/EXX	42" Laminate Upper Door Venus Overhead - On Module	$389.34
VNOL48/OM/XX/LXX/EXX	48" Laminate Upper Door Venus Overhead - Off Module	$418.58
VNOL48/PM/XX/LXX/EXX	48" Laminate Upper Door Venus Overhead - On Module	$409.22
VNOL54/OM/XX/LXX/EXX	54" Laminate Upper Door Venus Overhead - Off Module	$470.02
VNOL54/PM/XX/LXX/EXX	54" Laminate Upper Door Venus Overhead - On Module	$460.67
VNOL60/OM/XX/LXX/EXX	60" Laminate Upper Door Venus Overhead - Off Module	$547.19
VNOL60/PM/XX/LXX/EXX	60" Laminate Upper Door Venus Overhead - On Module	$540.18
VNOS24/OM/XX/UXX/M	24" Solid Upper Door Venus Overhead-Off Module Pass Thru (FG)	$323.87
VNOS24/PM/XX/UXX/M	24" Solid Upper Door Venus Overhead-On Module Pass Thru (FG)	$316.86
VNOS30/OM/XX/UXX/M	30" Solid Upper Door Venus Overhead-Off Module Pass Thru (FG)	$328.54
VNOS30/PM/XX/UXX/M	30" Solid Upper Door Venus Overhead-On Module Pass Thru (FG)	$321.53
VNOS36/OM/XX/UXX/M	36" Solid Upper Door Venus Overhead-Off Module Pass Thru (FG)	$343.75
VNOS36/PM/XX/UXX/M	36" Solid Upper Door Venus Overhead-On Module Pass Thru (FG)	$335.56
VNOS42/OM/XX/UXX/M	42" Solid Upper Door Venus Overhead-Off Module Pass Thru (FG)	$358.94
VNOS42/PM/XX/UXX/M	42" Solid Upper Door Venus Overhead-On Module Pass Thru (FG)	$350.76
VNOS48/OM/XX/UXX/M	48" Solid Upper Door Venus Overhead-Off Module Pass Thru (FG)	$381.16
VNOS48/PM/XX/UXX/M	48" Solid Upper Door Venus Overhead-On Module Pass Thru (FG)	$372.98

NEW YORK POWERWORKS COMPONENT PRICE LIST

Date: 8/3/2022

Part Number	Description	Unit Price
VNOS54/OM/XX/UXX/M	54" Solid Upper Door Venus Overhead-Off Module Pass Thru (FG)	$418.58
VNOS54/PM/XX/UXX/M	54" Solid Upper Door Venus Overhead-On Module Pass Thru (FG)	$410.39
VNOS60/OM/XX/UXX/M	60" Solid Upper Door Venus Overhead-Off Module Pass Thru (FG)	$454.81
VNOS60/PM/XX/UXX/M	60" Solid Upper Door Venus Overhead-On Module Pass Thru (FG)	$447.80
W9024/X/74P/XXX/XX/TO	16" x 24" 90 Degree CounterTop 74P Worksurface-Top Only	$122.77
W9024/X/BN/XXX/XX/TO	16" x 24" 90 Degree CounterTop BN Worksurface - Top Only	$105.23
W9030/X/74P/XXX/XX/TO	16" x 30" 90 Degree CounterTop 74P Worksurface-Top Only	$157.84
W9030/X/BN/XXX/XX/TO	16" x 30" 90 Degree CounterTop BN Worksurface - Top Only	$140.31
W9036/X/74P/XXX/XX/TO	16" x 36" 90 Degree CounterTop 74P Worksurface-Top Only	$175.39
W9036/X/BN/XXX/XX/TO	16" x 36" 90 Degree CounterTop BN Worksurface - Top Only	$157.84
WC243624/74P/XXX/XX/TO	24"x36"x24" Crvlnr 90 Degree Crnr 74P Worksurface-Top Only	$153.46
WC244224/74P/XXX/XX/TO	24"x42"x24" Crvlnr 90 Degree Crnr 74P Worksurface-Top Only	$171.87
WC244230/74P/XXX/XX/TO	24"x42"x30" Crvlnr 90 Degree Crnr 74P Worksurface-Top Only	$178.00
WC244824/74P/XXX/XX/TO	24"x48"x24" Crvlnr 90 Degree Crnr 74P Worksurface-Top Only	$208.71
WC244830/74P/XXX/XX/TO	24"x48"x30" Crvlnr 90 Degree Crnr 74P Worksurface-Top Only	$214.85
WC303630/74P/XXX/XX/TO	30"x36"x30" Crvlnr 90 Degree Crnr 74P Worksurface-Top Only	$153.46
WC304224/74P/XXX/XX/TO	30"x42"x24" Crvlnr 90 Degree Crnr 74P Worksurface-Top Only	$171.87
WC304230/74P/XXX/XX/TO	30"x42"x30" Crvlnr 90 Degree Crnr 74P Worksurface-Top Only	$178.00
WC304824/74P/XXX/XX/TO	30"x48"x24" Crvlnr 90 Degree Crnr 74P Worksurface-Top Only	$208.71
WC304830/74P/XXX/XX/TO	30"x48"x30" Crvlnr 90 Degree Crnr 74P Worksurface-Top Only	$214.85
WCCTWC24/74P/XXX/XX/TO	16" x 24" Curved Wheelchair 74P Worksurface - Top Only	$115.10
WCE2551/74P/XXX/XX/TO	25" x 51" Conference End 74P Worksurface - Top Only	$146.15
WCE2551/BN/XXX/XX/TO	25" x 51" Conference End BN Worksurface - Top Only	$135.05
WCE3151/74P/XXX/XX/TO	31" x 51" Conference End 74P Worksurface - Top Only	$152.01
WCE3151/BN/XXX/XX/TO	31" x 51" Conference End BN Worksurface - Top Only	$147.33
WCE3163/74P/XXX/XX/TO	31" x 63" Conference End 74P Worksurface - Top Only	$198.77
WCE3163/BN/XXX/XX/TO	31" x 63" Conference End BN Worksurface - Top Only	$190.28
WCE3763/74P/XXX/XX/TO	37" x 63" Conference End 74P Worksurface - Top Only	$216.30
WCE3763/BN/XXX/XX/TO	37" x 63" Conference End BN Worksurface - Top Only	$208.71
WCT.KIT.QUARTER	WQR Kit Workzone	$4.23
WCT24/X/74P/XXX/XX/TO	16" x 24" Straight CounterTop 74P Worksurface-Top Only	$81.85
WCT24/X/BN/XXX/XX/TO	16" x 24" Straight CounterTop BN Worksurface-Top Only	$70.15
WCT30/X/74P/XXX/XX/TO	16" x 30" Straight CounterTop 74P Worksurface-Top Only	$86.53
WCT30/X/BN/XXX/XX/TO	16" x 30" Straight CounterTop BN Worksurface-Top Only	$73.66
WCT36/X/74P/XXX/XX/TO	16" x 36" Straight CounterTop 74P Worksurface-Top Only	$95.88
WCT36/X/BN/XXX/XX/TO	16" x 36" Straight CounterTop BN Worksurface-Top Only	$78.34
WCT42/X/74P/XXX/XX/TO	16" x 42" Straight CounterTop 74P Worksurface-Top Only	$100.56
WCT42/X/BN/XXX/XX/TO	16" x 42" Straight CounterTop BN Worksurface-Top Only	$83.01
WCT48/X/74P/XXX/XX/TO	16" x 48" Straight CounterTop 74P Worksurface-Top Only	$104.06
WCT48/X/BN/XXX/XX/TO	16" x 48" Straight CounterTop BN Worksurface-Top Only	$86.53
WCT54/X/74P/XXX/XX/TO	16" x 54" Straight CounterTop 74P Worksurface-Top Only	$113.41
WCT54/X/BN/XXX/XX/TO	16" x 54" Straight CounterTop BN Worksurface-Top Only	$95.88
WCT60/X/74P/XXX/XX/TO	16" x 60" Straight CounterTop 74P Worksurface-Top Only	$116.92
WCT60/X/BN/XXX/XX/TO	16" x 60" Straight CounterTop BN Worksurface-Top Only	$99.38
WCT66/X/74P/XXX/XX/TO	16" x 66" Straight CounterTop 74P Worksurface-Top Only	$134.46
WCT66/X/BN/XXX/XX/TO	16" x 66" Straight CounterTop BN Worksurface-Top Only	$116.92
WCT72/X/74P/XXX/XX/TO	16" x 72" Straight CounterTop 74P Worksurface-Top Only	$140.31
WCT72/X/BN/XXX/XX/TO	16" x 72" Straight CounterTop BN Worksurface-Top Only	$122.77
WCT78/X/74P/XXX/XX/TO	16" x 78" Straight CounterTop 74P Worksurface-Top Only	$146.15
WCT78/X/BN/XXX/XX/TO	16" x 78" Straight CounterTop BN Worksurface-Top Only	$128.61
WCT84/X/74P/XXX/XX/TO	16" x 84" Straight CounterTop 74P Worksurface-Top Only	$169.53
WCT84/X/BN/XXX/XX/TO	16" x 84" Straight CounterTop BN Worksurface-Top Only	$152.01
WCTWC24/X/74P/XXX/XX/TO	16" x 24" Straight Wheelchair 74P Worksurface-Top Only	$81.85
WCTWC24/X/BN/XXX/XX/TO	16" x 24" Straight Wheelchair BN Worksurface-Top Only	$75.99
WCTWC30/X/74P/XXX/XX/TO	16" x 30" Straight Wheelchair 74P Worksurface-Top Only	$87.69

NEW YORK POWERWORKS COMPONENT PRICE LIST

Date: 8/3/2022

Part Number	Description	Unit Price
WCTWC30/X/BN/XXX/XX/TO	16" x 30" Straight Wheelchair BN Worksurface-Top Only	$70.15
WCTWC36/X/74P/XXX/XX/TO	16" x 36" Straight Wheelchair 74P Worksurface-Top Only	$91.20
WCTWC36/X/BN/XXX/XX/TO	16" x 36" Straight Wheelchair BN Worksurface-Top Only	$73.66
WCTWC42/X/74P/XXX/XX/TO	16" x 42" Straight Wheelchair 74P Worksurface-Top Only	$97.05
WCTWC42/X/BN/XXX/XX/TO	16" x 42" Straight Wheelchair BN Worksurface-Top Only	$79.51
WCTWC48/X/74P/XXX/XX/TO	16" x 48" Straight Wheelchair 74P Worksurface-Top Only	$105.23
WCTWC48/X/BN/XXX/XX/TO	16" x 48" Straight Wheelchair BN Worksurface-Top Only	$87.69
WCTWC54/X/74P/XXX/XX/TO	16" x 54" Straight Wheelchair 74P Worksurface-Top Only	$111.08
WCTWC54/X/BN/XXX/XX/TO	16" x 54" Straight Wheelchair BN Worksurface-Top Only	$93.54
WCTWC60/X/74P/XXX/XX/TO	16" x 60" Straight Wheelchair 74P Worksurface-Top Only	$116.92
WCTWC60/X/BN/XXX/XX/TO	16" x 60" Straight Wheelchair BN Worksurface-Top Only	$99.38
WCTWC66/X/74P/XXX/XX/TO	16" x 66" Straight Wheelchair 74P Worksurface-Top Only	$134.46
WCTWC66/X/BN/XXX/XX/TO	16" x 66" Straight Wheelchair BN Worksurface-Top Only	$116.92
WCTWC72/X/74P/XXX/XX/TO	16" x 72" Straight Wheelchair 74P Worksurface-Top Only	$140.31
WCTWC72/X/BN/XXX/XX/TO	16" x 72" Straight Wheelchair BN Worksurface-Top Only	$122.77
WCTWC78/X/74P/XXX/XX/TO	16" x 78" Straight Wheelchair 74P Worksurface-Top Only	$146.15
WCTWC78/X/BN/XXX/XX/TO	16" x 78" Straight Wheelchair BN Worksurface-Top Only	$128.61
WCTWC84/X/74P/XXX/XX/TO	16" x 84" Straight Wheelchair 74P Worksurface-Top Only	$152.01
WCTWC84/X/BN/XXX/XX/TO	16" x 84" Straight Wheelchair BN Worksurface-Top Only	$134.46
WCTWC9024/X/74P/XXX/XX/TO	16" x 24" 90 Degree Wheelchair 74P Worksurface-Top Only	$128.61
WCTWC9024/X/BN/XXX/XX/TO	16" x 24" 90 Degree Wheelchair BN Worksurface-Top Only	$111.08
WCTWC9030/X/74P/XXX/XX/TO	16" x 30" 90 Degree Wheelchair 74P Worksurface-Top Only	$157.84
WCTWC9030/X/BN/XXX/XX/TO	16" x 30" 90 Degree Wheelchair BN Worksurface-Top Only	$140.31
WCTWC9036/X/74P/XXX/XX/TO	16" x 36" 90 Degree Wheelchair 74P Worksurface-Top Only	$169.53
WCTWC9036/X/BN/XXX/XX/TO	16" x 36" 90 Degree Wheelchair BN Worksurface-Top Only	$152.01
WD243624/74P/XXX/XX/TO	24" x 36" x 24" Diag 90 Degree Crnr 74P Wksf-Top Only	$134.46
WD243624/BN/XXX/XX/TO	24" x 36" x 24" Diag 90 Degree Crnr BN Wksf-Top Only	$116.92
WD244224/74P/XXX/XX/TO	24" x 42" x 24" Diag 90 Degree Crnr 74P Wksf-Top Only	$140.31
WD244224/BN/XXX/XX/TO	24" x 42" x 24" Diag 90 Degree Crnr BN Wksf-Top Only	$122.77
WD244230/74P/XXX/XX/TO	24" x 42" x 30" Diag 90 Degree Crnr 74P Wksf-Top Only	$143.81
WD244230/BN/XXX/XX/TO	24" x 42" x 30" Diag 90 Degree Crnr BN Wksf-Top Only	$126.27
WD244824/74P/XXX/XX/TO	24" x 48" x 24" Diag 90 Degree Crnr 74P Wksf-Top Only	$160.18
WD244824/BN/XXX/XX/TO	24" x 48" x 24" Diag 90 Degree Crnr BN Wksf-Top Only	$142.65
WD244830/74P/XXX/XX/TO	24" x 48" x 30" Diag 90 Degree Crnr 74P Wksf-Top Only	$166.03
WD244830/BN/XXX/XX/TO	24" x 48" x 30" Diag 90 Degree Crnr BN Wksf-Top Only	$148.49
WD304224/74P/XXX/XX/TO	30" x 42" x 24" Diag 90 Degree Crnr 74P Wksf-Top Only	$187.07
WD304224/BN/XXX/XX/TO	30" x 42" x 24" Diag 90 Degree Crnr BN Wksf-Top Only	$169.53
WD304230/74P/XXX/XX/TO	30" x 42" x 30" Diag 90 Degree Crnr 74P Wksf-Top Only	$190.59
WD304230/BN/XXX/XX/TO	30" x 42" x 30" Diag 90 Degree Crnr BN Wksf-Top Only	$173.04
WD304824/74P/XXX/XX/TO	30" x 48" x 24" Diag 90 Degree Crnr 74P Wksf-Top Only	$194.09
WD304824/BN/XXX/XX/TO	30" x 48" x 24" Diag 90 Degree Crnr BN Wksf-Top Only	$176.55
WD304830/74P/XXX/XX/TO	30" x 48" x 30" Diag 90 Degree Crnr 74P Wksf-Top Only	$204.62
WD304830/BN/XXX/XX/TO	30" x 48" x 30" Diag 90 Degree Crnr BN Wksf-Top Only	$187.07
WDC244224/74P/XXX/XX/TO	24"x42"x24" Dual Crvlnr 90 Degree 74P Wksf-Top Only	$153.46
WDC244824/74P/XXX/XX/TO	24"x48"x24" Dual Crvlnr 90 Degree 74P Wksf-Top Only	$159.61
WDC304830/74P/XXX/XX/TO	30"x48"x30" Dual Crvlnr 90 Degree 74P Wksf-Top Only	$162.05
WMCB4242.74P	42" x 42" Corner Bookshelf, 74P Edge, Top Only	$208.64
WMCB4242.BN	42" x 42" Corner Bookshelf, BN Edge, Top Only	$176.97
WMSCFW52.74P/TO	Mobile Semi-Circle 74P Wksf 24 x 50.5-TopOnly FlatTrimCutout	$173.04
WMSCFW52.BN/TO	Mobile Semi-Circle BN Wksf 24 x 50.5-TopOnly FlatTrimCutout	$155.50
WMSCFW64.74P/TO	Mobile Semi-Circle 74P Wksf 30 x 62.5-TopOnly FlatTrimCutout	$175.39
WMSCFW64.BN/TO	Mobile Semi-Circle BN Wksf 30 x 62.5-TopOnly FlatTrimCutout	$157.84
WMSCPW52.74P/TO	Mobile Semi-Circle 74P Wksf 24 x 50.5-TopOnly PlstcTrimCutout	$173.04
WMSCPW52.BN/TO	Mobile Semi-Circle BN Wksf 24 x 50.5-TopOnly PlstcTrimCutout	$155.50
WMSCPW64.74P/TO	Mobile Semi-Circle 74P Wksf 30 x 62.5-TopOnly PlstcTrimCutout	$175.39

NEW YORK POWERWORKS COMPONENT PRICE LIST

Date: 8/3/2022

Part Number	Description	Unit Price
WMSCPW64.BN/TO	Mobile Semi-Circle BN Wksf 30 x 62.5-TopOnly PlstcTrimCutout	$157.84
WMT.KIT.C.XX	Mobile Worksurface Kit - Casters	$128.95
WMT.KIT.G.XX	Mobile Worksurface Kit - Glides	$126.00
WMTPW2446.74P/TO	Mobile Teardrop 74P Worksurface 24 x 46 - Top Only	$148.49
WMTPW2446.BN/TO	Mobile Teardrop BN Worksurface 24 x 46 - Top Only	$130.95
WMTPW3056.74P/TO	Mobile Teardrop 74P Worksurface 30 x 56 - Top Only	$210.45
WMTPW3056.BN/TO	Mobile Teardrop BN Worksurface 30 x 56 - Top Only	$192.92
WP3048/74P/XXX/XX/TO	30" x 48" "D" Shaped Peninsula 74P Worksurface - Top Only	$149.66
WP3048/BN/XXX/XX/TO	30" x 48" "D" Shaped Peninsula BN Worksurface - Top Only	$132.12
WP3060/74P/XXX/XX/TO	30" x 60" "D" Shaped Peninsula 74P Worksurface - Top Only	$160.18
WP3060/BN/XXX/XX/TO	30" x 60" "D" Shaped Peninsula BN Worksurface - Top Only	$142.65
WP3072/74P/XXX/XX/TO	30" x 72" "D" Shaped Peninsula 74P Worksurface - Top Only	$208.12
WP3072/BN/XXX/XX/TO	30" x 72" "D" Shaped Peninsula BN Worksurface - Top Only	$190.59
WP3660/74P/XXX/XX/TO	36" x 60" "D" Shaped Peninsula 74P Worksurface - Top Only	$190.59
WP3660/BN/XXX/XX/TO	36" x 60" "D" Shaped Peninsula BN Worksurface - Top Only	$173.04
WP3672/74P/XXX/XX/TO	36" x 72" "D" Shaped Peninsula 74P Worksurface - Top Only	$199.94
WP3672/BN/XXX/XX/TO	36" x 72" "D" Shaped Peninsula BN Worksurface - Top Only	$182.40
WPP244860/L/74P/XXX/XX/TO	24"x48"x60" Piano Peninsula 74P Worksurface (L)-Top Only	$227.12
WPP244860/R/74P/XXX/XX/TO	24"x48"x60" Piano Peninsula 74P Worksurface (R)-Top Only	$227.12
WPP244872/L/74P/XXX/XX/TO	24"x48"x72" Piano Peninsula 74P Worksurface (L)-Top Only	$304.45
WPP244872/R/74P/XXX/XX/TO	24"x48"x72" Piano Peninsula 74P Worksurface (R)-Top Only	$304.45
WPP304872/L/74P/XXX/XX/TO	30"x48"x72" Piano Peninsula 74P Worksurface (L)-Top Only	$313.06
WPP304872/R/74P/XXX/XX/TO	30"x48"x72" Piano Peninsula 74P Worksurface (R)-Top Only	$313.06
WPT244860/L/74P/XXX/XX/TO	24"x48"x60" "P" Shaped Pnsla 74P Worksurface (L)-Top Only	$267.64
WPT244860/R/74P/XXX/XX/TO	24"x48"x60" "P" Shaped Pnsla 74P Worksurface (R)-Top Only	$267.64
WPT244872/L/74P/XXX/XX/TO	24"x48"x72" "P" Shaped Pnsla 74P Worksurface (L)-Top Only	$325.33
WPT244872/R/74P/XXX/XX/TO	24"x48"x72" "P" Shaped Pnsla 74P Worksurface (R)-Top Only	$325.33
WPT304872/L/74P/XXX/XX/TO	30"x48"x72" "P" Shaped Pnsla 74P Worksurface (L)-Top Only	$331.47
WPT304872/R/74P/XXX/XX/TO	30"x48"x72" "P" Shaped Pnsla 74P Worksurface (R)-Top Only	$331.47
WQRPW24.74P/TO	Quarter Round Trans 74P Worksurface(Panel)24x24-Top Only	$128.61
WQRPW24.BN/TO	Quarter Round Trans 74P Worksurface(Panel)24x24-Top Only	$111.08
WQRPW30.74P/TO	Quarter Round Trans 74P Worksurface(Panel)30x30-Top Only	$130.95
WQRPW30.BN/TO	Quarter Round Trans 74P Worksurface(Panel)30x30-Top Only	$113.41
WR2424/74P/XXX/XX/XXX/TO	24" x 24" Rectangular 74P Worksurface - Top Only	$81.85
WR2424/BN/XXX/XX/XXX/TO	24" x 24" Rectangular BN Worksurface - Top Only	$64.31
WR2430/74P/XXX/XX/XXX/TO	24" x 30" Rectangular 74P Worksurface - Top Only	$91.20
WR2430/BN/XXX/XX/XXX/TO	24" x 30" Rectangular BN Worksurface - Top Only	$73.66
WR2436/74P/XXX/XX/XXX/TO	24" x 36" Rectangular 74P Worksurface - Top Only	$95.88
WR2436/BN/XXX/XX/XXX/TO	24" x 36" Rectangular BN Worksurface - Top Only	$78.34
WR2442/74P/XXX/XX/XXX/TO	24" x 42" Rectangular 74P Worksurface - Top Only	$111.08
WR2442/BN/XXX/XX/XXX/TO	24" x 42" Rectangular BN Worksurface - Top Only	$93.54
WR2448/74P/XXX/XX/XXX/TO	24" x 48" Rectangular 74P Worksurface - Top Only	$116.92
WR2448/BN/XXX/XX/XXX/TO	24" x 48" Rectangular BN Worksurface - Top Only	$99.38
WR2454/74P/XXX/XX/XXX/TO	24" x 54" Rectangular 74P Worksurface - Top Only	$125.11
WR2454/BN/XXX/XX/XXX/TO	24" x 54" Rectangular BN Worksurface - Top Only	$107.57
WR2460/74P/XXX/XX/XXX/TO	24" x 60" Rectangular 74P Worksurface - Top Only	$140.31
WR2460/BN/XXX/XX/XXX/TO	24" x 60" Rectangular BN Worksurface - Top Only	$122.77
WR2466/74P/XXX/XX/XXX/TO	24" x 66" Rectangular 74P Worksurface - Top Only	$146.15
WR2466/BN/XXX/XX/XXX/TO	24" x 66" Rectangular BN Worksurface - Top Only	$128.61
WR2472/74P/XXX/XX/XXX/TO	24" x 72" Rectangular 74P Worksurface - Top Only	$152.01
WR2472/BN/XXX/XX/XXX/TO	24" x 72" Rectangular BN Worksurface - Top Only	$134.46
WR2478/74P/XXX/XX/XXX/TO	24" x 78" Rectangular 74P Worksurface - Top Only	$175.39
WR2478/BN/XXX/XX/XXX/TO	24" x 78" Rectangular BN Worksurface - Top Only	$157.84
WR2484/74P/XXX/XX/XXX/TO	24" x 84" Rectangular 74P Worksurface - Top Only	$181.22
WR2484/BN/XXX/XX/XXX/TO	24" x 84" Rectangular BN Worksurface - Top Only	$163.69

NEW YORK POWERWORKS COMPONENT PRICE LIST

Date: 8/3/2022

Part Number	Description	Unit Price
WR2490/74P/XXX/XX/XXX/TO	24" x 90" Rectangular 74P Worksurface - Top Only	$182.40
WR2490/BN/XXX/XX/XXX/TO	24" x 90" Rectangular BN Worksurface - Top Only	$164.85
WR2496/74P/XXX/XX/XXX/TO	24" x 96" Rectangular 74P Worksurface - Top Only	$187.07
WR2496/BN/XXX/XX/XXX/TO	24" x 96" Rectangular BN Worksurface - Top Only	$169.53
WR3024/74P/XXX/XX/XXX/TO	30" x 24" Rectangular 74P Worksurface - Top Only	$105.23
WR3024/BN/XXX/XX/XXX/TO	30" x 24" Rectangular BN Worksurface - Top Only	$87.69
WR3030/74P/XXX/XX/XXX/TO	30" x 30" Rectangular 74P Worksurface - Top Only	$114.58
WR3030/BN/XXX/XX/XXX/TO	30" x 30" Rectangular BN Worksurface - Top Only	$97.05
WR3036/74P/XXX/XX/XXX/TO	30" x 36" Rectangular 74P Worksurface - Top Only	$119.26
WR3036/BN/XXX/XX/XXX/TO	30" x 36" Rectangular BN Worksurface - Top Only	$101.73
WR3042/74P/XXX/XX/XXX/TO	30" x 42" Rectangular 74P Worksurface - Top Only	$134.46
WR3042/BN/XXX/XX/XXX/TO	30" x 42" Rectangular BN Worksurface - Top Only	$116.92
WR3048/74P/XXX/XX/XXX/TO	30" x 48" Rectangular 74P Worksurface - Top Only	$146.15
WR3048/BN/XXX/XX/XXX/TO	30" x 48" Rectangular BN Worksurface - Top Only	$128.61
WR3054/74P/XXX/XX/XXX/TO	30" x 54" Rectangular 74P Worksurface - Top Only	$154.34
WR3054/BN/XXX/XX/XXX/TO	30" x 54" Rectangular BN Worksurface - Top Only	$136.79
WR3060/74P/XXX/XX/XXX/TO	30" x 60" Rectangular 74P Worksurface - Top Only	$169.53
WR3060/BN/XXX/XX/XXX/TO	30" x 60" Rectangular BN Worksurface - Top Only	$152.01
WR3066/74P/XXX/XX/XXX/TO	30" x 66" Rectangular 74P Worksurface - Top Only	$187.07
WR3066/BN/XXX/XX/XXX/TO	30" x 66" Rectangular BN Worksurface - Top Only	$169.53
WR3072/74P/XXX/XX/XXX/TO	30" x 72" Rectangular 74P Worksurface - Top Only	$192.92
WR3072/BN/XXX/XX/XXX/TO	30" x 72" Rectangular BN Worksurface - Top Only	$175.39
WR3078/74P/XXX/XX/XXX/TO	30" x 78" Rectangular 74P Worksurface - Top Only	$210.45
WR3078/BN/XXX/XX/XXX/TO	30" x 78" Rectangular BN Worksurface - Top Only	$192.92
WR3084/74P/XXX/XX/XXX/TO	30" x 84" Rectangular 74P Worksurface - Top Only	$216.30
WR3084/BN/XXX/XX/XXX/TO	30" x 84" Rectangular BN Worksurface - Top Only	$198.77
WR3090/74P/XXX/XX/XXX/TO	30" x 90" Rectangular 74P Worksurface - Top Only	$222.15
WR3090/BN/XXX/XX/XXX/TO	30" x 90" Rectangular BN Worksurface - Top Only	$204.62
WR3096/74P/XXX/XX/XXX/TO	30" x 96" Rectangular 74P Worksurface - Top Only	$233.85
WR3096/BN/XXX/XX/XXX/TO	30" x 96" Rectangular BN Worksurface - Top Only	$216.30
WSG.XX.X	3" Round Grommet	$2.88
WSMP3048/74P/XXX/XX/TO	30"x48" "D" Shaped Peninsula 74P Wksf Mount-Top Only	$141.47
WSMP3048/BN/XXX/XX/TO	30"x48" "D" Shaped Peninsula BN Wksf Mount-Top Only	$123.94
WSMP3060/74P/XXX/XX/TO	30"x60" "D" Shaped Peninsula 74P Wksf Mount-Top Only	$157.84
WSMP3060/BN/XXX/XX/TO	30"x60" "D" Shaped Peninsula BN Wksf Mount-Top Only	$140.31
WSMP3072/74P/XXX/XX/TO	30"x72" "D" Shaped Peninsula 74P Wksf Mount-Top Only	$209.29
WSMP3072/BN/XXX/XX/TO	30"x72" "D" Shaped Peninsula BN Wksf Mount-Top Only	$191.75
WSS244860/L/74P/XXX/XX/TO	24" x 48" x 60" Square Shoe 74P Worksurface (L) - Top Only	$227.22
WSS244860/R/74P/XXX/XX/TO	24" x 48" x 60" Square Shoe 74P Worksurface (R) - Top Only	$227.22
WSS244866/L/74P/XXX/XX/TO	24" x 48" x 66" Square Shoe 74P Worksurface (L) - Top Only	$260.37
WSS244866/R/74P/XXX/XX/TO	24" x 48" x 66" Square Shoe 74P Worksurface (R) - Top Only	$260.37
WSS244872/L/74P/XXX/XX/TO	24" x 48" x 72" Square Shoe 74P Worksurface (L) - Top Only	$265.28
WSS244872/R/74P/XXX/XX/TO	24" x 48" x 72" Square Shoe 74P Worksurface (R) - Top Only	$265.28
WSS244884/L/74P/XXX/XX/TO	24" x 48" x 84" Square Shoe 74P Worksurface (L) - Top Only	$287.38
WSS244884/R/74P/XXX/XX/TO	24" x 48" x 84" Square Shoe 74P Worksurface (R) - Top Only	$287.38
WSS304866/L/74P/XXX/XX/TO	30" x 48" x 66" Square Shoe 74P Worksurface (L) - Top Only	$264.05
WSS304866/R/74P/XXX/XX/TO	30" x 48" x 66" Square Shoe 74P Worksurface (R) - Top Only	$264.05
WSS304872/L/74P/XXX/XX/TO	30" x 48" x 72" Square Shoe 74P Worksurface (L) - Top Only	$270.19
WSS304872/R/74P/XXX/XX/TO	30" x 48" x 72" Square Shoe 74P Worksurface (R) - Top Only	$270.19
WSS304884/L/74P/XXX/XX/TO	30" x 48" x 84" Square Shoe 74P Worksurface (L) - Top Only	$293.52
WSS304884/R/74P/XXX/XX/TO	30" x 48" x 84" Square Shoe 74P Worksurface (R) - Top Only	$293.52
WWM.X	Worksurface Wire Manager	$6.14

NEW YORK POWERWORKS COMPONENT PRICE LIST

Date: 8/2/2022

Part Number	Description	Price
PGT1212/C/XX	12" x 12" Clear Glass Tile	$83.23
PGT1212/T/XX	12" x 12" Tinted Glass Tile	$83.59
PGT1212/W/XX	12" x 12" Frosted Glass Tile	$100.43
PGT1218/C/XX	12" x 18" Clear Glass Tile	$93.02
PGT1218/T/XX	12" x 18" Tinted Glass Tile	$97.22
PGT1218/W/XX	12" x 18" Frosted Glass Tile	$112.66
PGT1224/C/XX	12" x 24" Clear Glass Tile	$100.23
PGT1224/T/XX	12" x 24" Tinted Glass Tile	$105.84
PGT1224/W/XX	12" x 24" Frosted Glass Tile	$121.96
PGT1230/C/XX	12" x 30" Clear Glass Tile	$108.41
PGT1230/T/XX	12" x 30" Tinted Glass Tile	$114.01
PGT1230/W/XX	12" x 30" Frosted Glass Tile	$132.61
PGT1236/C/XX	12" x 36" Clear Glass Tile	$120.67
PGT1236/T/XX	12" x 36" Tinted Glass Tile	$126.28
PGT1236/W/XX	12" x 36" Frosted Glass Tile	$147.32
PGT1242/C/XX	12" x 42" Clear Glass Tile	$141.08
PGT1242/T/XX	12" x 42" Tinted Glass Tile	$145.99
PGT1242/W/XX	12" x 42" Frosted Glass Tile	$169.14
PGT1248/C/XX	12" x 48" Clear Glass Tile	$147.46
PGT1248/T/XX	12" x 48" Tinted Glass Tile	$151.32
PGT1248/W/XX	12" x 48" Frosted Glass Tile	$176.58
PGT1254/C/XX	12" x 54" Clear Glass Tile	$138.94
PGT1254/T/XX	12" x 54" Tinted Glass Tile	$155.70
PGT1254/W/XX	12" x 54" Frosted Glass Tile	$180.96
PGT1260/C/XX	12" x 60" Clear Glass Tile	$185.78
PGT1260/T/XX	12" x 60" Tinted Glass Tile	$189.98
PGT1260/W/XX	12" x 60" Frosted Glass Tile	$215.23
PGT1266/C/XX	12" x 66" Clear Glass Tile	$200.40
PGT1266/T/XX	12" x 66" Tinted Glass Tile	$202.51
PGT1266/W/XX	12" x 66" Frosted Glass Tile	$228.46
PGT1272/C/XX	12" x 72" Clear Glass Tile	$213.20
PGT1272/T/XX	12" x 72" Tinted Glass Tile	$214.61
PGT1272/W/XX	12" x 72" Frosted Glass Tile	$241.26
PGT1278/C/XX	12" x 78" Clear Glass Tile	$218.45
PGT1278/T/XX	12" x 78" Tinted Glass Tile	$219.14
PGT1278/W/XX	12" x 78" Frosted Glass Tile	$246.52
PGT1812/C/XX	18" x 12" Clear Glass Tile	$93.02
PGT1812/T/XX	18" x 12" Tinted Glass Tile	$97.22
PGT1812/W/XX	18" x 12" Frosted Glass Tile	$112.66
PGT1818/C/XX	18" x 18" Clear Glass Tile	$100.70
PGT1818/T/XX	18" x 18" Tinted Glass Tile	$98.24
PGT1818/W/XX	18" x 18" Frosted Glass Tile	$119.28
PGT1824/C/XX	18" x 24" Clear Glass Tile	$107.54
PGT1824/T/XX	18" x 24" Tinted Glass Tile	$111.76
PGT1824/W/XX	18" x 24" Frosted Glass Tile	$127.18
PGT1830/C/XX	18" x 30" Clear Glass Tile	$118.20
PGT1830/T/XX	18" x 30" Tinted Glass Tile	$123.80
PGT1830/W/XX	18" x 30" Frosted Glass Tile	$139.24
PGT1836/C/XX	18" x 36" Clear Glass Tile	$134.30
PGT1836/T/XX	18" x 36" Tinted Glass Tile	$138.51
PGT1836/W/XX	18" x 36" Frosted Glass Tile	$158.16
PGT1842/C/XX	18" x 42" Clear Glass Tile	$156.13
PGT1842/T/XX	18" x 42" Tinted Glass Tile	$158.94
PGT1842/W/XX	18" x 42" Frosted Glass Tile	$179.97
PGT1848/C/XX	18" x 48" Clear Glass Tile	$164.96
PGT1848/T/XX	18" x 48" Tinted Glass Tile	$164.96
PGT1848/W/XX	18" x 48" Frosted Glass Tile	$195.82
PGT1854/C/XX	18" x 54" Clear Glass Tile	$170.74
PGT1854/T/XX	18" x 54" Tinted Glass Tile	$170.74
PGT1854/W/XX	18" x 54" Frosted Glass Tile	$205.81
PGT1860/C/XX	18" x 60" Clear Glass Tile	$206.42
PGT1860/T/XX	18" x 60" Tinted Glass Tile	$209.23
PGT1860/W/XX	18" x 60" Frosted Glass Tile	$245.72
PGT1866/C/XX	18" x 66" Clear Glass Tile	$221.05
PGT1866/T/XX	18" x 66" Tinted Glass Tile	$222.46
PGT1866/W/XX	18" x 66" Frosted Glass Tile	$264.55
PGT1872/C/XX	18" x 72" Clear Glass Tile	$235.26
PGT1872/T/XX	18" x 72" Tinted Glass Tile	$235.26
PGT1872/W/XX	18" x 72" Frosted Glass Tile	$297.00
PGT1878/C/XX	18" x 78" Clear Glass Tile	$244.72
PGT1878/T/XX	18" x 78" Tinted Glass Tile	$240.50
PGT1878/W/XX	18" x 78" Frosted Glass Tile	$314.87
PGT2412/C/XX	24" x 12" Clear Glass Tile	$100.23
PGT2412/T/XX	24" x 12" Tinted Glass Tile	$105.84
PGT2412/W/XX	24" x 12" Frosted Glass Tile	$121.96
PGT2418/C/XX	24" x 18" Clear Glass Tile	$107.54
PGT2418/T/XX	24" x 18" Tinted Glass Tile	$111.76
PGT2418/W/XX	24" x 18" Frosted Glass Tile	$127.18

NEW YORK POWERWORKS COMPONENT PRICE LIST

Date: 8/2/2022

Part Number	Description	Price
PGT2424/C/XX	24" x 24" Clear Glass Tile	$118.26
PGT2424/T/XX	24" x 24" Tinted Glass Tile	$121.06
PGT2424/W/XX	24" x 24" Frosted Glass Tile	$135.10
PGT2430/C/XX	24" x 30" Clear Glass Tile	$127.50
PGT2430/T/XX	24" x 30" Tinted Glass Tile	$133.11
PGT2430/W/XX	24" x 30" Frosted Glass Tile	$149.94
PGT2436/C/XX	24" x 36" Clear Glass Tile	$143.61
PGT2436/T/XX	24" x 36" Tinted Glass Tile	$147.82
PGT2436/W/XX	24" x 36" Frosted Glass Tile	$168.86
PGT2442/C/XX	24" x 42" Clear Glass Tile	$165.44
PGT2442/T/XX	24" x 42" Tinted Glass Tile	$172.44
PGT2442/W/XX	24" x 42" Frosted Glass Tile	$190.70
PGT2448/C/XX	24" x 48" Clear Glass Tile	$177.06
PGT2448/T/XX	24" x 48" Tinted Glass Tile	$179.87
PGT2448/W/XX	24" x 48" Frosted Glass Tile	$203.72
PGT2454/C/XX	24" x 54" Clear Glass Tile	$191.28
PGT2454/T/XX	24" x 54" Tinted Glass Tile	$185.66
PGT2454/W/XX	24" x 54" Frosted Glass Tile	$233.36
PGT2460/C/XX	24" x 60" Clear Glass Tile	$226.95
PGT2460/T/XX	24" x 60" Tinted Glass Tile	$224.16
PGT2460/W/XX	24" x 60" Frosted Glass Tile	$280.28
PGT2466/C/XX	24" x 66" Clear Glass Tile	$244.39
PGT2466/T/XX	24" x 66" Tinted Glass Tile	$241.58
PGT2466/W/XX	24" x 66" Frosted Glass Tile	$306.13
PGT2472/C/XX	24" x 72" Clear Glass Tile	$261.40
PGT2472/T/XX	24" x 72" Tinted Glass Tile	$261.40
PGT2472/W/XX	24" x 72" Frosted Glass Tile	$345.58
PGT2478/C/XX	24" x 78" Clear Glass Tile	$269.46
PGT2478/T/XX	24" x 78" Tinted Glass Tile	$273.67
PGT2478/W/XX	24" x 78" Frosted Glass Tile	$384.50
PGT3012/C/XX	30" x 12" Clear Glass Tile	$108.41
PGT3012/T/XX	30" x 12" Tinted Glass Tile	$114.01
PGT3012/W/XX	30" x 12" Frosted Glass Tile	$132.61
PGT3018/C/XX	30" x 18" Clear Glass Tile	$118.20
PGT3018/T/XX	30" x 18" Tinted Glass Tile	$123.80
PGT3018/W/XX	30" x 18" Frosted Glass Tile	$139.24
PGT3024/C/XX	30" x 24" Clear Glass Tile	$127.50
PGT3024/T/XX	30" x 24" Tinted Glass Tile	$133.11
PGT3024/W/XX	30" x 24" Frosted Glass Tile	$149.94
PGT3030/C/XX	30" x 30" Clear Glass Tile	$140.95
PGT3030/T/XX	30" x 30" Tinted Glass Tile	$146.56
PGT3030/W/XX	30" x 30" Frosted Glass Tile	$188.66
PGT3036/C/XX	30" x 36" Clear Glass Tile	$162.68
PGT3036/T/XX	30" x 36" Tinted Glass Tile	$169.68
PGT3036/W/XX	30" x 36" Frosted Glass Tile	$214.58
PGT3042/C/XX	30" x 42" Clear Glass Tile	$190.11
PGT3042/T/XX	30" x 42" Tinted Glass Tile	$192.92
PGT3042/W/XX	30" x 42" Frosted Glass Tile	$247.64
PGT3048/C/XX	30" x 48" Clear Glass Tile	$198.93
PGT3048/T/XX	30" x 48" Tinted Glass Tile	$210.16
PGT3048/W/XX	30" x 48" Frosted Glass Tile	$266.29
PGT3054/C/XX	30" x 54" Clear Glass Tile	$210.35
PGT3054/T/XX	30" x 54" Tinted Glass Tile	$227.18
PGT3054/W/XX	30" x 54" Frosted Glass Tile	$283.30
PGT3060/C/XX	30" x 60" Clear Glass Tile	$248.84
PGT3060/T/XX	30" x 60" Tinted Glass Tile	$262.86
PGT3060/W/XX	30" x 60" Frosted Glass Tile	$365.28
PGT3066/C/XX	30" x 66" Clear Glass Tile	$263.46
PGT3066/T/XX	30" x 66" Tinted Glass Tile	$280.30
PGT3066/W/XX	30" x 66" Frosted Glass Tile	$398.15
PGT3072/C/XX	30" x 72" Clear Glass Tile	$283.28
PGT3072/T/XX	30" x 72" Tinted Glass Tile	$297.30
PGT3072/W/XX	30" x 72" Frosted Glass Tile	$423.59
PGT3078/C/XX	30" x 78" Clear Glass Tile	$298.34
PGT3078/T/XX	30" x 78" Tinted Glass Tile	$308.15
PGT3078/W/XX	30" x 78" Frosted Glass Tile	$462.50
PGT3612/C/XX	36" x 12" Clear Glass Tile	$120.67
PGT3612/T/XX	36" x 12" Tinted Glass Tile	$126.28
PGT3612/W/XX	36" x 12" Frosted Glass Tile	$147.32
PGT3618/C/XX	36" x 18" Clear Glass Tile	$134.30
PGT3618/T/XX	36" x 18" Tinted Glass Tile	$138.51
PGT3618/W/XX	36" x 18" Frosted Glass Tile	$158.16
PGT3624/C/XX	36" x 24" Clear Glass Tile	$143.61
PGT3624/T/XX	36" x 24" Tinted Glass Tile	$147.82
PGT3624/W/XX	36" x 24" Frosted Glass Tile	$168.86
PGT3630/C/XX	36" x 30" Clear Glass Tile	$162.68
PGT3630/T/XX	36" x 30" Tinted Glass Tile	$169.68
PGT3630/W/XX	36" x 30" Frosted Glass Tile	$214.58

NEW YORK POWERWORKS COMPONENT PRICE LIST

Date: 8/2/2022

Part Number	Description	Price
PGT3636/C/XX	36" x 36" Clear Glass Tile	$182.99
PGT3636/T/XX	36" x 36" Tinted Glass Tile	$195.63
PGT3636/W/XX	36" x 36" Frosted Glass Tile	$247.53
PGT3642/C/XX	36" x 42" Clear Glass Tile	$207.62
PGT3642/T/XX	36" x 42" Tinted Glass Tile	$220.26
PGT3642/W/XX	36" x 42" Frosted Glass Tile	$301.62
PGT3648/C/XX	36" x 48" Clear Glass Tile	$222.06
PGT3648/T/XX	36" x 48" Tinted Glass Tile	$230.49
PGT3648/W/XX	36" x 48" Frosted Glass Tile	$341.32
PGT3654/C/XX	36" x 54" Clear Glass Tile	$236.28
PGT3654/T/XX	36" x 54" Tinted Glass Tile	$246.09
PGT3654/W/XX	36" x 54" Frosted Glass Tile	$372.36
PGT3660/C/XX	36" x 60" Clear Glass Tile	$274.76
PGT3660/T/XX	36" x 60" Tinted Glass Tile	$285.98
PGT3660/W/XX	36" x 60" Frosted Glass Tile	$433.30
PGT3666/C/XX	36" x 66" Clear Glass Tile	$289.40
PGT3666/T/XX	36" x 66" Tinted Glass Tile	$309.03
PGT3666/W/XX	36" x 66" Frosted Glass Tile	$459.16
PGT3672/C/XX	36" x 72" Clear Glass Tile	$316.21
PGT3672/T/XX	36" x 72" Tinted Glass Tile	$337.27
PGT3672/W/XX	36" x 72" Frosted Glass Tile	$505.64
PGT3678/C/XX	36" x 78" Clear Glass Tile	$327.08
PGT3678/T/XX	36" x 78" Tinted Glass Tile	$355.14
PGT3678/W/XX	36" x 78" Frosted Glass Tile	$544.53
PGT4212/C/XX	42" x 12" Clear Glass Tile	$141.08
PGT4212/T/XX	42" x 12" Tinted Glass Tile	$145.99
PGT4212/W/XX	42" x 12" Frosted Glass Tile	$169.14
PGT4218/C/XX	42" x 18" Clear Glass Tile	$156.13
PGT4218/T/XX	42" x 18" Tinted Glass Tile	$158.94
PGT4218/W/XX	42" x 18" Frosted Glass Tile	$179.97
PGT4224/C/XX	42" x 24" Clear Glass Tile	$165.44
PGT4224/T/XX	42" x 24" Tinted Glass Tile	$172.44
PGT4224/W/XX	42" x 24" Frosted Glass Tile	$190.70
PGT4230/C/XX	42" x 30" Clear Glass Tile	$190.11
PGT4230/T/XX	42" x 30" Tinted Glass Tile	$192.92
PGT4230/W/XX	42" x 30" Frosted Glass Tile	$247.64
PGT4236/C/XX	42" x 36" Clear Glass Tile	$207.62
PGT4236/T/XX	42" x 36" Tinted Glass Tile	$220.26
PGT4236/W/XX	42" x 36" Frosted Glass Tile	$301.62
PGT4242/C/XX	42" x 42" Clear Glass Tile	$236.46
PGT4242/T/XX	42" x 42" Tinted Glass Tile	$243.47
PGT4242/W/XX	42" x 42" Frosted Glass Tile	$355.72
PGT4248/C/XX	42" x 48" Clear Glass Tile	$255.12
PGT4248/T/XX	42" x 48" Tinted Glass Tile	$255.12
PGT4248/W/XX	42" x 48" Frosted Glass Tile	$374.37
PGT4254/C/XX	42" x 54" Clear Glass Tile	$272.12
PGT4254/T/XX	42" x 54" Tinted Glass Tile	$293.17
PGT4254/W/XX	42" x 54" Frosted Glass Tile	$419.44
PGT4260/C/XX	42" x 60" Clear Glass Tile	$307.82
PGT4260/T/XX	42" x 60" Tinted Glass Tile	$333.07
PGT4260/W/XX	42" x 60" Frosted Glass Tile	$529.50
PGT4266/C/XX	42" x 66" Clear Glass Tile	$330.86
PGT4266/T/XX	42" x 66" Tinted Glass Tile	$351.90
PGT4266/W/XX	42" x 66" Frosted Glass Tile	$562.35
PGT4272/C/XX	42" x 72" Clear Glass Tile	$356.29
PGT4272/T/XX	42" x 72" Tinted Glass Tile	$370.32
PGT4272/W/XX	42" x 72" Frosted Glass Tile	$594.80
PGT4278/C/XX	42" x 78" Clear Glass Tile	$374.16
PGT4278/T/XX	42" x 78" Tinted Glass Tile	$381.18
PGT4278/W/XX	42" x 78" Frosted Glass Tile	$633.72
PGT4812/C/XX	48" x 12" Clear Glass Tile	$147.46
PGT4812/T/XX	48" x 12" Tinted Glass Tile	$151.32
PGT4812/W/XX	48" x 12" Frosted Glass Tile	$176.58
PGT4818/C/XX	48" x 18" Clear Glass Tile	$164.96
PGT4818/T/XX	48" x 18" Tinted Glass Tile	$164.96
PGT4818/W/XX	48" x 18" Frosted Glass Tile	$195.82
PGT4824/C/XX	48" x 24" Clear Glass Tile	$177.06
PGT4824/T/XX	48" x 24" Tinted Glass Tile	$179.87

NEW YORK POWERWORKS COMPONENT PRICE LIST

Date: 8/2/2022

Part Number	Description	Price
PGT4824/W/XX	48" x 24" Frosted Glass Tile	$203.72
PGT4830/C/XX	48" x 30" Clear Glass Tile	$198.93
PGT4830/T/XX	48" x 30" Tinted Glass Tile	$210.16
PGT4830/W/XX	48" x 30" Frosted Glass Tile	$266.29
PGT4836/C/XX	48" x 36" Clear Glass Tile	$222.06
PGT4836/T/XX	48" x 36" Tinted Glass Tile	$230.49
PGT4836/W/XX	48" x 36" Frosted Glass Tile	$341.32
PGT4842/C/XX	48" x 42" Clear Glass Tile	$255.12
PGT4842/T/XX	48" x 42" Tinted Glass Tile	$255.12
PGT4842/W/XX	48" x 42" Frosted Glass Tile	$374.37
PGT4848/C/XX	48" x 48" Clear Glass Tile	$273.76
PGT4848/T/XX	48" x 48" Tinted Glass Tile	$273.76
PGT4848/W/XX	48" x 48" Frosted Glass Tile	$442.12
PGT4854/C/XX	48" x 54" Clear Glass Tile	$290.78
PGT4854/T/XX	48" x 54" Tinted Glass Tile	$304.81
PGT4854/W/XX	48" x 54" Frosted Glass Tile	$473.18
PGT4860/C/XX	48" x 60" Clear Glass Tile	$337.69
PGT4860/T/XX	48" x 60" Tinted Glass Tile	$344.70
PGT4860/W/XX	48" x 60" Frosted Glass Tile	$611.28
PGT4866/C/XX	48" x 66" Clear Glass Tile	$363.54
PGT4866/T/XX	48" x 66" Tinted Glass Tile	$370.56
PGT4866/W/XX	48" x 66" Frosted Glass Tile	$658.17
PGT4872/C/XX	48" x 72" Clear Glass Tile	$391.77
PGT4872/T/XX	48" x 72" Tinted Glass Tile	$388.96
PGT4872/W/XX	48" x 72" Frosted Glass Tile	$697.63
PGT4878/C/XX	48" x 78" Clear Glass Tile	$406.83
PGT4878/T/XX	48" x 78" Tinted Glass Tile	$413.85
PGT4878/W/XX	48" x 78" Frosted Glass Tile	$715.51
UTF12.XX	12" Universal Trim	$5.28
UTF18.XX	18" Universal Trim	$6.73
UTF24.XX	24" Universal Trim	$7.32
UTF30.XX	30" Universal Trim	$8.68
UTF36.XX	36" Universal Trim	$10.93
UTF42.XX	42" Universal Trim	$11.32
UTF48.XX	48" Universal Trim	$13.82
UTF54.XX	54" Universal Trim	$17.14
UTF60.XX	60" Universal Trim	$19.32
UTF66.XX	66" Universal Trim	$20.30
UTF72.XX	72" Universal Trim	$21.25
UTF78.XX	78" Universal Trim	$22.22
UTF84.XX	84" Universal Trim	$23.60
UTFF12	12" Upholsterable Universal Trim	$5.28
UTFF18	18" Upholsterable Universal Trim	$6.73
UTFF24	24" Upholsterable Universal Trim	$7.32
UTFF30	30" Upholsterable Universal Trim	$8.68
UTFF36	36" Upholsterable Universal Trim	$10.93
UTFF42	42" Upholsterable Universal Trim	$11.32
UTFF48	48" Upholsterable Universal Trim	$13.82
UTFF54	54" Upholsterable Universal Trim	$17.14
UTFF60	60" Upholsterable Universal Trim	$19.32
UTFF66	66" Upholsterable Universal Trim	$20.30
UTFF72	72" Upholsterable Universal Trim	$21.25
UTFF78	78" Upholsterable Universal Trim	$22.22
UTFF84	84" Upholsterable Universal Trim	$23.60
UTH12.XX	12" Universal Height Change Trim	$4.49
UTH18.XX	18" Universal Height Change Trim	$5.56
UTH24.XX	24" Universal Height Change Trim	$7.17
UTH30.XX	30" Universal Height Change Trim	$8.58
UTH36.XX	36" Universal Height Change Trim	$10.86
UTH42.XX	42" Universal Height Change Trim	$12.92
UTH48.XX	48" Universal Height Change Trim	$14.88
UTH54.XX	54" Universal Height Change Trim	$17.46
UTH6.XX	6" Universal Height Change Trim	$3.44
UTHF12	12" Upholsterable Universal Height Change Trim	$4.49
UTHF18	18" Upholsterable Universal Height Change Trim	$5.56
UTHF24	24" Upholsterable Universal Height Change Trim	$7.17
UTHF30	30" Upholsterable Universal Height Change Trim	$8.58
UTHF36	36" Upholsterable Universal Height Change Trim	$10.86
UTHF42	42" Upholsterable Universal Height Change Trim	$12.92
UTHF48	48" Upholsterable Universal Height Change Trim	$14.88
UTHF54	54" Upholsterable Universal Height Change Trim	$17.46
UTHF6	6" Upholsterable Universal Height Change Trim	$3.44
UTHS12.XX	12" Universal Stackable Trim	$5.47
UTHS18.XX	18" Universal Stackable Trim	$6.88
UTHS24.XX	24" Universal Stackable Trim	$8.98
UTHSF12	12" Universal Upholsterable Stackable Trim	$5.47
UTHSF18	18" Universal Upholsterable Stackable Trim	$6.88
UTHSF24	24" Universal Upholsterable Stackable Trim	$8.98

NEW YORK POWERWORKS COMPONENT PRICE LIST

Date: 8/2/2022

Part Number	Description	Price
POT1212/XX	12" x 12" Open Tile	$79.46
POT1218/XX	12" x 18" Open Tile	$84.74
POT1224/XX	12" x 24" Open Tile	$91.24
POT1230/XX	12" x 30" Open Tile	$99.28
POT1236/XX	12" x 36" Open Tile	$111.06
POT1242/XX	12" x 42" Open Tile	$130.12
POT1248/XX	12" x 48" Open Tile	$134.92
POT1254/XX	12" x 54" Open Tile	$138.00
POT1260/XX	12" x 60" Open Tile	$170.82
POT1266/XX	12" x 66" Open Tile	$182.72
POT1272/XX	12" x 72" Open Tile	$194.44
POT1278/XX	12" x 78" Open Tile	$198.20
POT1812/XX	18" x 12" Open Tile	$84.74
POT1818/XX	18" x 18" Open Tile	$90.02
POT1824/XX	18" x 24" Open Tile	$96.52
POT1830/XX	18" x 30" Open Tile	$104.56
POT1836/XX	18" x 36" Open Tile	$116.34
POT1842/XX	18" x 42" Open Tile	$135.40
POT1848/XX	18" x 48" Open Tile	$140.20
POT1854/XX	18" x 54" Open Tile	$143.28
POT1860/XX	18" x 60" Open Tile	$176.10
POT1866/XX	18" x 66" Open Tile	$188.00
POT1872/XX	18" x 72" Open Tile	$199.72
POT1878/XX	18" x 78" Open Tile	$203.48
POT2412/XX	24" x 12" Open Tile	$91.24
POT2418/XX	24" x 18" Open Tile	$96.52
POT2424/XX	24" x 24" Open Tile	$103.02
POT2430/XX	24" x 30" Open Tile	$111.06
POT2436/XX	24" x 36" Open Tile	$122.84
POT2442/XX	24" x 42" Open Tile	$141.90
POT2448/XX	24" x 48" Open Tile	$146.70
POT2454/XX	24" x 54" Open Tile	$149.78
POT2460/XX	24" x 60" Open Tile	$182.60
POT2466/XX	24" x 66" Open Tile	$194.50
POT2472/XX	24" x 72" Open Tile	$206.22
POT2478/XX	24" x 78" Open Tile	$209.98
POT3012/XX	30" x 12" Open Tile	$99.28
POT3018/XX	30" x 18" Open Tile	$104.56
POT3024/XX	30" x 24" Open Tile	$111.06
POT3030/XX	30" x 30" Open Tile	$119.10
POT3036/XX	30" x 36" Open Tile	$130.88
POT3042/XX	30" x 42" Open Tile	$149.94
POT3048/XX	30" x 48" Open Tile	$154.74
POT3054/XX	30" x 54" Open Tile	$157.82
POT3060/XX	30" x 60" Open Tile	$190.64
POT3066/XX	30" x 66" Open Tile	$202.54
POT3072/XX	30" x 72" Open Tile	$214.26
POT3078/XX	30" x 78" Open Tile	$218.02
POT3612/XX	36" x 12" Open Tile	$111.06
POT3618/XX	36" x 18" Open Tile	$116.34
POT3624/XX	36" x 24" Open Tile	$122.84
POT3630/XX	36" x 30" Open Tile	$130.88
POT3636/XX	36" x 36" Open Tile	$142.66
POT3642/XX	36" x 42" Open Tile	$161.72
POT3648/XX	36" x 48" Open Tile	$166.52
POT3654/XX	36" x 54" Open Tile	$169.60
POT3660/XX	36" x 60" Open Tile	$202.42
POT3666/XX	36" x 66" Open Tile	$214.32
POT3672/XX	36" x 72" Open Tile	$226.04
POT3678/XX	36" x 78" Open Tile	$229.80
POT4212/XX	42" x 12" Open Tile	$130.12
POT4218/XX	42" x 18" Open Tile	$135.40
POT4224/XX	42" x 24" Open Tile	$141.90
POT4230/XX	42" x 30" Open Tile	$149.94
POT4236/XX	42" x 36" Open Tile	$161.72
POT4242/XX	42" x 42" Open Tile	$180.78
POT4248/XX	42" x 48" Open Tile	$185.58
POT4254/XX	42" x 54" Open Tile	$188.66
POT4260/XX	42" x 60" Open Tile	$221.48
POT4266/XX	42" x 66" Open Tile	$233.38
POT4272/XX	42" x 72" Open Tile	$245.10
POT4278/XX	42" x 78" Open Tile	$248.86
POT4812/XX	48" x 12" Open Tile	$134.92
POT4818/XX	48" x 18" Open Tile	$140.20
POT4824/XX	48" x 24" Open Tile	$146.70
POT4830/XX	48" x 30" Open Tile	$154.74
POT4836/XX	48" x 36" Open Tile	$166.52
POT4842/XX	48" x 42" Open Tile	$185.58

NEW YORK POWERWORKS COMPONENT PRICE LIST

Date: 8/2/2022

Part Number	Description	Price
POT4848/XX	48" x 48" Open Tile	$190.38
POT4854/XX	48" x 54" Open Tile	$193.46
POT4860/XX	48" x 60" Open Tile	$226.28
POT4866/XX	48" x 66" Open Tile	$238.18
POT4872/XX	48" x 72" Open Tile	$249.90
POT4878/XX	48" x 78" Open Tile	$253.66
POT5412/XX	54" x 12" Open Tile	$138.00
POT5418/XX	54" x 18" Open Tile	$143.28
POT5424/XX	54" x 24" Open Tile	$149.78
POT5430/XX	54" x 30" Open Tile	$157.82
POT5436/XX	54" x 36" Open Tile	$169.60
POT5442/XX	54" x 42" Open Tile	$188.66
POT5448/XX	54" x 48" Open Tile	$193.46
POT5454/XX	54" x 54" Open Tile	$196.54
POT5460/XX	54" x 60" Open Tile	$229.36
POT5466/XX	54" x 66" Open Tile	$241.26
POT5472/XX	54" x 72" Open Tile	$252.98
POT5478/XX	54" x 78" Open Tile	$256.74
POT6012/XX	60" x 12" Open Tile	$170.82
POT6018/XX	60" x 18" Open Tile	$176.10
POT6024/XX	60" x 24" Open Tile	$182.60
POT6030/XX	60" x 30" Open Tile	$190.64
POT6036/XX	60" x 36" Open Tile	$202.42
POT6042/XX	60" x 42" Open Tile	$221.48
POT6048/XX	60" x 48" Open Tile	$226.28
POT6054/XX	60" x 54" Open Tile	$229.36
POT6060/XX	60" x 60" Open Tile	$262.18
POT6066/XX	60" x 66" Open Tile	$274.08
POT6072/XX	60" x 72" Open Tile	$285.80
POT6078/XX	60" x 78" Open Tile	$289.56
PRTS1212A	12" x 12" Steel Raceway Tile - Painted	$28.04
PRTS1812A	18" x 12" Steel Raceway Tile - Painted	$31.96
PRTS2412A	24" x 12" Steel Raceway Tile - Painted	$38.57
PRTS2418A	24" x 18" Steel Raceway Tile - Painted	$38.96
PRTS3012A	30" x 12" Steel Raceway Tile - Painted	$44.11
PRTS3018A	30" x 18" Steel Raceway Tile - Painted	$44.06
PRTS3612A	36" x 12" Steel Raceway Tile - Painted	$52.55
PRTS3618A	36" x 18" Steel Raceway Tile - Painted	$46.34
PRTS4212A	42" x 12" Steel Raceway Tile - Painted	$54.77
PRTS4218A	42" x 18" Steel Raceway Tile - Painted	$50.09
PRTS4812A	48" x 12" Steel Raceway Tile - Painted	$58.11
PRTS4818A	48" x 18" Steel Raceway Tile - Painted	$53.72
PRTS5412A	54" x 12" Steel Raceway Tile - Painted	$65.00
PRTS5418A	54" x 18" Steel Raceway Tile - Painted	$55.70
PRTS6012A	60" x 12" Steel Raceway Tile - Painted	$73.48
PRTS6018A	60" x 18" Steel Raceway Tile - Painted	$59.39
PRTU1212A/XXXXX	12" x 12" Steel Raceway Tile - Upholstered	$58.04
PRTU1218A/XXXXX	12" x 18" Steel Raceway Tile - Upholstered	$58.97
PRTU1812A/XXXXX	18" x 12" Steel Raceway Tile - Upholstered	$61.96
PRTU1818A/XXXXX	18" x 18" Steel Raceway Tile - Upholstered	$66.40
PRTU2412A/XXXXX	24" x 12" Steel Raceway Tile - Upholstered	$68.57
PRTU2418A/XXXXX	24" x 18" Steel Raceway Tile - Upholstered	$68.96
PRTU3012A/XXXXX	30" x 12" Steel Raceway Tile - Upholstered	$74.11
PRTU3018A/XXXXX	30" x 18" Steel Raceway Tile - Upholstered	$74.06
PRTU3612A/XXXXX	36" x 12" Steel Raceway Tile - Upholstered	$82.55
PRTU3618A/XXXXX	36" x 18" Steel Raceway Tile - Upholstered	$76.34
PRTU4212A/XXXXX	42" x 12" Steel Raceway Tile - Upholstered	$94.77
PRTU4218A/XXXXX	42" x 18" Steel Raceway Tile - Upholstered	$90.09
PRTU4812A/XXXXX	48" x 12" Steel Raceway Tile - Upholstered	$98.11
PRTU4818A/XXXXX	48" x 18" Steel Raceway Tile - Upholstered	$93.72
PRTU5412A/XXXXX	54" x 12" Steel Raceway Tile - Upholstered	$125.00
PRTU5418A/XXXXX	54" x 18" Steel Raceway Tile - Upholstered	$125.70
PRTU6012A/XXXXX	60" x 12" Steel Raceway Tile - Upholstered	$133.48
PRTU6018A/XXXXX	60" x 18" Steel Raceway Tile - Upholstered	$139.39

NEW YORK POWERWORKS MODEL PRICE LIST

Date: 8/2/2022

INTERSECTION CONDITIONS

VAR. 4-WAY "X" INTER. W/3-WAY TOP CAP NON-UPHOLSTERABLE

P1XPV3W ***Var. 4-Way "X" Inter. W/3-Way Top Cap Non-Upholsterable***
3042 ***Size***
XX ***Trim Color***
FAMILY NAME: ***P1TN***

Model Number	Description	Price
P1XPV3W3042/XX	Var 4-Way "X" Inter. With 3-Way Top Cap Non-Upholsterable	$164.61
P1XPV3W3048/XX	Var 4-Way "X" Inter. With 3-Way Top Cap Non-Upholsterable	$183.23
P1XPV3W3054/XX	Var 4-Way "X" Inter. With 3-Way Top Cap Non-Upholsterable	$189.22
P1XPV3W3066/XX	Var 4-Way "X" Inter. With 3-Way Top Cap Non-Upholsterable	$205.69
P1XPV3W3084/XX	Var 4-Way "X" Inter. With 3-Way Top Cap Non-Upholsterable	$238.60
P1XPV3W4254/XX	Var 4-Way "X" Inter. With 3-Way Top Cap Non-Upholsterable	$189.98
P1XPV3W4266/XX	Var 4-Way "X" Inter. With 3-Way Top Cap Non-Upholsterable	$214.65
P1XPV3W4284/XX	Var 4-Way "X" Inter. With 3-Way Top Cap Non-Upholsterable	$246.71
P1XPV3W5466/XX	Var 4-Way "X" Inter. With 3-Way Top Cap Non-Upholsterable	$207.77
P1XPV3W5484/XX	Var 4-Way "X" Inter. With 3-Way Top Cap Non-Upholsterable	$238.17
P1XPV3W6684/XX	Var 4-Way "X" Inter. With 3-Way Top Cap Non-Upholsterable	$239.53

VAR. 4-WAY "X" INTER. W/180 DEG. TOP CAP NON-UPHOLSTERABLE

P1XPV180 ***Var. 4-Way "X" Inter. W/180 Degree Top Cap Non-Upholsterable***
3042 ***Size***
XX ***Trim Color***
FAMILY NAME: ***P1TN***

Model Number	Description	Price
P1XPV1803042/XX	Var 4-Way "X" Inter With 180 Degree Top Cap Non-Upholsterable	$169.92
P1XPV1803048/XX	Var 4-Way "X" Inter With 180 Degree Top Cap Non-Upholsterable	$186.83
P1XPV1803054/XX	Var 4-Way "X" Inter With 180 Degree Top Cap Non-Upholsterable	$192.97
P1XPV1803066/XX	Var 4-Way "X" Inter With 180 Degree Top Cap Non-Upholsterable	$208.87
P1XPV1803084/XX	Var 4-Way "X" Inter With 180 Degree Top Cap Non-Upholsterable	$242.68
P1XPV1804254/XX	Var 4-Way "X" Inter With 180 Degree Top Cap Non-Upholsterable	$196.67
P1XPV1804266/XX	Var 4-Way "X" Inter With 180 Degree Top Cap Non-Upholsterable	$219.76
P1XPV1804284/XX	Var 4-Way "X" Inter With 180 Degree Top Cap Non-Upholsterable	$251.87
P1XPV1805466/XX	Var 4-Way "X" Inter With 180 Degree Top Cap Non-Upholsterable	$214.44
P1XPV1805484/XX	Var 4-Way "X" Inter With 180 Degree Top Cap Non-Upholsterable	$243.23
P1XPV1806684/XX	Var 4-Way "X" Inter With 180 Degree Top Cap Non-Upholsterable	$245.83

VAR. 3-WAY "T" INTER. W/90 DEGREE TOP CAP NON-UPHOLSTERABLE

P1TPV90 ***Var. 3-Way "T" Inter. W/90 Degree Top Cap Non-Upholsterable***
3042 ***Size***
XX ***Trim Color***
FAMILY NAME: ***P1TN***

Model Number	Description	Price
P1TPV903042/XX	Var 3-Way "T" Inter With 90 Degree Top Cap Non-Upholsterable	$140.99
P1TPV903048/XX	Var 3-Way "T" Inter With 90 Degree Top Cap Non-Upholsterable	$156.44
P1TPV903054/XX	Var 3-Way "T" Inter With 90 Degree Top Cap Non-Upholsterable	$163.47
P1TPV903066/XX	Var 3-Way "T" Inter With 90 Degree Top Cap Non-Upholsterable	$181.18
P1TPV903084/XX	Var 3-Way "T" Inter With 90 Degree Top Cap Non-Upholsterable	$210.51
P1TPV904254/XX	Var 3-Way "T" Inter With 90 Degree Top Cap Non-Upholsterable	$165.01
P1TPV904266/XX	Var 3-Way "T" Inter With 90 Degree Top Cap Non-Upholsterable	$189.75
P1TPV904284/XX	Var 3-Way "T" Inter With 90 Degree Top Cap Non-Upholsterable	$218.23
P1TPV905466/XX	Var 3-Way "T" Inter With 90 Degree Top Cap Non-Upholsterable	$183.65
P1TPV905484/XX	Var 3-Way "T" Inter With 90 Degree Top Cap Non-Upholsterable	$210.47
P1TPV906684/XX	Var 3-Way "T" Inter With 90 Degree Top Cap Non-Upholsterable	$211.83

NEW YORK POWERWORKS MODEL PRICE LIST

Date: 8/2/2022

VAR. 3-WAY "T" INTER. W/180 DEG. TOP CAP NON-UPHOLSTERABLE

P1TPV180 ***Var. 3-Way "T" Inter. W/180 Degree Top Cap Non-Upholsterable***
3042 ***Size***
XX ***Trim Color***
FAMILY NAME: ***P1TN***

Model Number	Description	Price
P1TPV1803042/XX	Var 3-Way "T" Inter With 180 Degree Top Cap Non-Upholsterable	$148.40
P1TPV1803048/XX	Var 3-Way "T" Inter With 180 Degree Top Cap Non-Upholsterable	$164.24
P1TPV1803054/XX	Var 3-Way "T" Inter With 180 Degree Top Cap Non-Upholsterable	$171.27
P1TPV1803066/XX	Var 3-Way "T" Inter With 180 Degree Top Cap Non-Upholsterable	$188.98
P1TPV1803084/XX	Var 3-Way "T" Inter With 180 Degree Top Cap Non-Upholsterable	$218.70
P1TPV1804254/XX	Var 3-Way "T" Inter With 180 Degree Top Cap Non-Upholsterable	$172.03
P1TPV1804266/XX	Var 3-Way "T" Inter With 180 Degree Top Cap Non-Upholsterable	$197.55
P1TPV1804284/XX	Var 3-Way "T" Inter With 180 Degree Top Cap Non-Upholsterable	$226.42
P1TPV1805466/XX	Var 3-Way "T" Inter With 180 Degree Top Cap Non-Upholsterable	$191.06
P1TPV1806066/XX	Var 3-Way "T" Inter With 180 Degree Top Cap Non-Upholsterable	$218.33
P1TPV1806684/XX	Var 3-Way "T" Inter With 180 Degree Top Cap Non-Upholsterable	$219.63

VAR. 4-WAY "X" INTER. W/90 DEG. TOP CAP NON-UPHOLSTERABLE

P1XPV90 ***Var. 4-Way "X" Inter. W/90 Degree Top Cap Non-Upholsterable***
3042 ***Size***
XX ***Trim Color***
FAMILY NAME: ***P1TN***

Model Number	Description	Price
P1XPV903042/XX	Var 4-Way "X" Inter. With 90 Degree Top Cap Non-Upholsterable	$162.90
P1XPV903048/XX	Var 4-Way "X" Inter. With 90 Degree Top Cap Non-Upholsterable	$179.81
P1XPV903054/XX	Var 4-Way "X" Inter. With 90 Degree Top Cap Non-Upholsterable	$185.95
P1XPV903066/XX	Var 4-Way "X" Inter. With 90 Degree Top Cap Non-Upholsterable	$201.85
P1XPV903084/XX	Var 4-Way "X" Inter. With 90 Degree Top Cap Non-Upholsterable	$235.66
P1XPV904254/XX	Var 4-Way "X" Inter. With 90 Degree Top Cap Non-Upholsterable	$189.65
P1XPV904266/XX	Var 4-Way "X" Inter. With 90 Degree Top Cap Non-Upholsterable	$212.74
P1XPV904284/XX	Var 4-Way "X" Inter. With 90 Degree Top Cap Non-Upholsterable	$244.85
P1XPV905466/XX	Var 4-Way "X" Inter. With 90 Degree Top Cap Non-Upholsterable	$207.42
P1XPV905484/XX	Var 4-Way "X" Inter. With 90 Degree Top Cap Non-Upholsterable	$236.21
P1XPV906684/XX	Var 4-Way "X" Inter. With 90 Degree Top Cap Non-Upholsterable	$238.81

90 DEGREE STACKABLE 2-WAY "L" CORNER NON-UPHOLSTERABLE

P1SCP ***90 Degree Stackable 2-Way "L" Corner Non-Upholsterable***
9012 ***Size***
XX ***Trim Color***

Model Number	Description	Price
P1SCP9012/XX	90 Degree Stackable 2-Way "L" Corner Non-Upholsterable	$115.77
P1SCP9018/XX	90 Degree Stackable 2-Way "L" Corner Non-Upholsterable	$121.37
P1SCP9024/XX	90 Degree Stackable 2-Way "L" Corner Non-Upholsterable	$133.73

3-WAY STACKABLE "T" INTERSECTION NON-UPHOLSTERABLE

P1STP3W ***3-Way Stackable "T" Intersection Non-Upholsterable***
12 ***Size***
XX ***Trim Color***

Model Number	Description	Price
P1STP3W12/XX	3-Way Stackable "T" Intersection Non-Upholsterable	$156.94
P1STP3W18/XX	3-Way Stackable "T" Intersection Non-Upholsterable	$162.40
P1STP3W24/XX	3-Way Stackable "T" Intersection Non-Upholsterable	$186.82

NEW YORK POWERWORKS MODEL PRICE LIST

Date: 8/2/2022

3-WAY "T" INTER. W/3-WAY CAP NON-UPHOLSTERABLE

P1TP3W ***3-Way "T" Inter. W/3-Way Cap Non-Upholsterable***
30 ***Size***
XX ***Trim Color***
FAMILY NAME: ***P1TN***

Model Number	Description	Price
P1TP3W30/XX	3-Way "T" Intersection With 3-Way Cap Non-Upholsterable	$113.80
P1TP3W36/XX	3-Way "T" Intersection With 3-Way Cap Non-Upholsterable	$123.84
P1TP3W42/XX	3-Way "T" Intersection With 3-Way Cap Non-Upholsterable	$140.91
P1TP3W48/XX	3-Way "T" Intersection With 3-Way Cap Non-Upholsterable	$150.25
P1TP3W54/XX	3-Way "T" Intersection With 3-Way Cap Non-Upholsterable	$157.29
P1TP3W60/XX	3-Way "T" Intersection With 3-Way Cap Non-Upholsterable	$169.10
P1TP3W66/XX	3-Way "T" Intersection With 3-Way Cap Non-Upholsterable	$175.69
P1TP3W72/XX	3-Way "T" Intersection With 3-Way Cap Non-Upholsterable	$192.11
P1TP3W78/XX	3-Way "T" Intersection With 3-Way Cap Non-Upholsterable	$197.55
P1TP3W84/XX	3-Way "T" Intersection With 3-Way Cap Non-Upholsterable	$203.11

180 DEG 2-WAY STACKABLE IN-LINE SPACER NON-UPHOLSTERABLE

P1SSP180 ***180 Deg. 2-Way In-Line Spacer Non-Upholsterable***
12 ***Size***
XX ***Trim Color***

Model Number	Description	Price
P1SSP18012/XX	180 Degree 2-Way Stackable In-Line Spacer Non-Upholsterable	$115.77
P1SSP18018/XX	180 Degree 2-Way Stackable In-Line Spacer Non-Upholsterable	$121.37
P1SSP18024/XX	180 Degree 2-Way Stackable In-Line Spacer Non-Upholsterable	$133.73

VAR. 3-WAY "T" INTER. W/DEAD END CAP NON-UPHOLSTERABLE

P1TPV1W ***Var. 3-Way "T" Inter. W/Dead End Cap Non-Upholsterable***
3042 ***Size***
XX ***Trim Color***
FAMILY NAME: ***P1TN***

Model Number	Description	Price
P1TPV1W3042/XX	Var 3-Way "T" Inter With Dead End Cap Non-Upholsterable	$146.67
P1TPV1W3048/XX	Var 3-Way "T" Inter With Dead End Cap Non-Upholsterable	$160.80
P1TPV1W3054/XX	Var 3-Way "T" Inter With Dead End Cap Non-Upholsterable	$167.98
P1TPV1W3066/XX	Var 3-Way "T" Inter With Dead End Cap Non-Upholsterable	$185.12
P1TPV1W3084/XX	Var 3-Way "T" Inter With Dead End Cap Non-Upholsterable	$215.74
P1TPV1W4254/XX	Var 3-Way "T" Inter With Dead End Cap Non-Upholsterable	$171.68
P1TPV1W4266/XX	Var 3-Way "T" Inter With Dead End Cap Non-Upholsterable	$195.62
P1TPV1W4284/XX	Var 3-Way "T" Inter With Dead End Cap Non-Upholsterable	$224.54
P1TPV1W5466/XX	Var 3-Way "T" Inter With Dead End Cap Non-Upholsterable	$190.69
P1TPV1W5484/XX	Var 3-Way "T" Inter With Dead End Cap Non-Upholsterable	$216.29
P1TPV1W6684/XX	Var 3-Way "T" Inter With Dead End Cap Non-Upholsterable	$218.89

180 DEG 2-WAY IN-LINE SPACERS (DIFF HGTS) NON-UPHOLSTERABLE

P1SPV180 ***180 Degree 2-Way In-Line Spacer (Diff Hghts) Non-Upholsterable***
3042 ***Size***
XX ***Trim Color***
FAMILY NAME: ***P1TN***

Model Number	Description	Price
P1SPV1803042/XX	Variable 180 Degree 2-Way In-Line Spacer Non-Upholsterable	$125.43
P1SPV1803048/XX	Variable 180 Degree 2-Way In-Line Spacer Non-Upholsterable	$138.49
P1SPV1803054/XX	Variable 180 Degree 2-Way In-Line Spacer Non-Upholsterable	$146.56
P1SPV1803066/XX	Variable 180 Degree 2-Way In-Line Spacer Non-Upholsterable	$165.51
P1SPV1803084/XX	Variable 180 Degree 2-Way In-Line Spacer Non-Upholsterable	$192.04

P1SPV1804254/XX	Variable 180 Degree 2-Way In-Line Spacer Non-Upholsterable	$147.32
P1SPV1804266/XX	Variable 180 Degree 2-Way In-Line Spacer Non-Upholsterable	$173.69
P1SPV1804284/XX	Variable 180 Degree 2-Way In-Line Spacer Non-Upholsterable	$199.37
P1SPV1805466/XX	Variable 180 Degree 2-Way In-Line Spacer Non-Upholsterable	$167.59
P1SPV1805484/XX	Variable 180 Degree 2-Way In-Line Spacer Non-Upholsterable	$191.61
P1SPV1806684/XX	Variable 180 Degree 2-Way In-Line Spacer Non-Upholsterable	$192.97

180 DEG 2-WAY IN-LINE SPACERS (SAME HGT) NON-UPHOLSTERABLE

P1SPF180 ***180 Degree 2-Way In-Line Spacer (Same Hght) Non-Upholsterable***
30 ***Size***
XX ***Trim Color***
FAMILY NAME: ***P1TN***

Model Number	Description	Price
P1SP18030/XX	180 Degree 2-Way In-Line Spacer Non-Upholsterable	$99.99
P1SP18042/XX	180 Degree 2-Way In-Line Spacer Non-Upholsterable	$124.70
P1SP18048/XX	180 Degree 2-Way In-Line Spacer Non-Upholsterable	$131.65
P1SP18054/XX	180 Degree 2-Way In-Line Spacer Non-Upholsterable	$139.73
P1SP18066/XX	180 Degree 2-Way In-Line Spacer Non-Upholsterable	$159.37
P1SP18084/XX	180 Degree 2-Way In-Line Spacer Non-Upholsterable	$183.60

VAR. 90 DEGREE 2-WAY "L" CORNERS NON-UPHOLSTERABLE

P1CPV90 ***Var. 90 Degree 2-Way "L" Corner Non-Upholsterable***
3042 ***Size***
XX ***Trim Color***
FAMILY NAME: ***P1TN***

Model Number	Description	Price
P1CPV903036/XX	Variable 90 Degree 2-Way "L" Corner Non-Upholsterable	$116.10
P1CPV903042/XX	Variable 90 Degree 2-Way "L" Corner Non-Upholsterable	$124.45
P1CPV903048/XX	Variable 90 Degree 2-Way "L" Corner Non-Upholsterable	$137.51
P1CPV903054/XX	Variable 90 Degree 2-Way "L" Corner Non-Upholsterable	$145.58
P1CPV903060/XX	Variable 90 Degree 2-Way "L" Corner Non-Upholsterable	$156.44
P1CPV903066/XX	Variable 90 Degree 2-Way "L" Corner Non-Upholsterable	$164.53
P1CPV903072/XX	Variable 90 Degree 2-Way "L" Corner Non-Upholsterable	$179.78
P1CPV903078/XX	Variable 90 Degree 2-Way "L" Corner Non-Upholsterable	$185.09
P1CPV903084/XX	Variable 90 Degree 2-Way "L" Corner Non-Upholsterable	$191.06
P1CPV903642/XX	Variable 90 Degree 2-Way "L" Corner Non-Upholsterable	$126.44
P1CPV903648/XX	Variable 90 Degree 2-Way "L" Corner Non-Upholsterable	$131.05
P1CPV903654/XX	Variable 90 Degree 2-Way "L" Corner Non-Upholsterable	$147.01
P1CPV903660/XX	Variable 90 Degree 2-Way "L" Corner Non-Upholsterable	$158.07
P1CPV903666/XX	Variable 90 Degree 2-Way "L" Corner Non-Upholsterable	$165.29
P1CPV903672/XX	Variable 90 Degree 2-Way "L" Corner Non-Upholsterable	$172.33
P1CPV903678/XX	Variable 90 Degree 2-Way "L" Corner Non-Upholsterable	$186.95
P1CPV903684/XX	Variable 90 Degree 2-Way "L" Corner Non-Upholsterable	$191.52
P1CPV904248/XX	Variable 90 Degree 2-Way "L" Corner Non-Upholsterable	$138.83
P1CPV904254/XX	Variable 90 Degree 2-Way "L" Corner Non-Upholsterable	$146.34
P1CPV904260/XX	Variable 90 Degree 2-Way "L" Corner Non-Upholsterable	$156.86
P1CPV904266/XX	Variable 90 Degree 2-Way "L" Corner Non-Upholsterable	$172.71
P1CPV904272/XX	Variable 90 Degree 2-Way "L" Corner Non-Upholsterable	$187.31
P1CPV904278/XX	Variable 90 Degree 2-Way "L" Corner Non-Upholsterable	$192.94
P1CPV904284/XX	Variable 90 Degree 2-Way "L" Corner Non-Upholsterable	$198.39
P1CPV904854/XX	Variable 90 Degree 2-Way "L" Corner Non-Upholsterable	$148.68
P1CPV904860/XX	Variable 90 Degree 2-Way "L" Corner Non-Upholsterable	$159.18
P1CPV904866/XX	Variable 90 Degree 2-Way "L" Corner Non-Upholsterable	$174.49
P1CPV904872/XX	Variable 90 Degree 2-Way "L" Corner Non-Upholsterable	$180.86
P1CPV904878/XX	Variable 90 Degree 2-Way "L" Corner Non-Upholsterable	$186.40
P1CPV904884/XX	Variable 90 Degree 2-Way "L" Corner Non-Upholsterable	$191.29
P1CPV905460/XX	Variable 90 Degree 2-Way "L" Corner Non-Upholsterable	$159.75

P1CPV905466/XX	Variable 90 Degree 2-Way "L" Corner Non-Upholsterable	$166.61
P1CPV905472/XX	Variable 90 Degree 2-Way "L" Corner Non-Upholsterable	$180.87
P1CPV905478/XX	Variable 90 Degree 2-Way "L" Corner Non-Upholsterable	$185.83
P1CPV905484/XX	Variable 90 Degree 2-Way "L" Corner Non-Upholsterable	$190.63
P1CPV906066/XX	Variable 90 Degree 2-Way "L" Corner Non-Upholsterable	$169.21
P1CPV906072/XX	Variable 90 Degree 2-Way "L" Corner Non-Upholsterable	$175.02
P1CPV906078/XX	Variable 90 Degree 2-Way "L" Corner Non-Upholsterable	$187.09
P1CPV906084/XX	Variable 90 Degree 2-Way "L" Corner Non-Upholsterable	$192.09
P1CPV906672/XX	Variable 90 Degree 2-Way "L" Corner Non-Upholsterable	$175.48
P1CPV906678/XX	Variable 90 Degree 2-Way "L" Corner Non-Upholsterable	$179.88
P1CPV906684/XX	Variable 90 Degree 2-Way "L" Corner Non-Upholsterable	$191.99
P1CPV907278/XX	Variable 90 Degree 2-Way "L" Corner Non-Upholsterable	$188.28
P1CPV907884/XX	Variable 90 Degree 2-Way "L" Corner Non-Upholsterable	$193.26

180 DEG 2-WAY IN-LINE CONN (DIFF. HEIGHTS)

P1FPV ***180 Deg. 2-Way In-Line Conn. (Diff. Hgts)***
3042 ***Size***
XX ***Trim Color***
FAMILY NAME: ***P1TN***

Model Number	Description	Price
P1FPV3042/XX	180 Degree 2-Way In-Line Conn. (Different Heights)	$48.15
P1FPV3048/XX	180 Degree 2-Way In-Line Conn. (Different Heights)	$52.06
P1FPV3054/XX	180 Degree 2-Way In-Line Conn. (Different Heights)	$56.12
P1FPV3066/XX	180 Degree 2-Way In-Line Conn. (Different Heights)	$65.03
P1FPV3084/XX	180 Degree 2-Way In-Line Conn. (Different Heights)	$79.33
P1FPV4254/XX	180 Degree 2-Way In-Line Conn. (Different Heights)	$53.82
P1FPV4266/XX	180 Degree 2-Way In-Line Conn. (Different Heights)	$61.66
P1FPV4284/XX	180 Degree 2-Way In-Line Conn. (Different Heights)	$75.29
P1FPV5466/XX	180 Degree 2-Way In-Line Conn. (Different Heights)	$59.36
P1FPV5484/XX	180 Degree 2-Way In-Line Conn. (Different Heights)	$72.79
P1FPV6684/XX	180 Degree 2-Way In-Line Conn. (Different Heights)	$70.17

180 DEG 2-WAY IN-LINE CONN (SAME HEIGHT) - FULL POST

P1FP ***180 Deg. 2-Way In-Line Conn. (Same Height) Full Post***
30 ***Size***
FAMILY NAME: ***P1TN***

Model Number	Description	Price
P1FP30	180 Degree 2-Way In-Line Conn. (Same Height)-Full Post	$31.67
P1FP36	180 Degree 2-Way In-Line Conn. (Same Height)-Full Post	$34.51
P1FP42	180 Degree 2-Way In-Line Conn. (Same Height)-Full Post	$37.25
P1FP48	180 Degree 2-Way In-Line Conn. (Same Height)-Full Post	$40.10
P1FP54	180 Degree 2-Way In-Line Conn. (Same Height)-Full Post	$42.92
P1FP60	180 Degree 2-Way In-Line Conn. (Same Height)-Full Post	$47.00
P1FP66	180 Degree 2-Way In-Line Conn. (Same Height)-Full Post	$48.46
P1FP72	180 Degree 2-Way In-Line Conn. (Same Height)-Full Post	$52.59
P1FP78	180 Degree 2-Way In-Line Conn. (Same Height)-Full Post	$55.42
P1FP84	180 Degree 2-Way In-Line Conn. (Same Height)-Full Post	$58.21

180 DEG 2-WAY IN-LINE SPACERS (DIFF HGTS) UPHOLSTERABLE

P1SPVF180 ***180 Degree 2-Way In-Line Spacer (Diff Hghts) Upholsterable***
3042 ***Size***
XX ***Trim Color***
FAMILY NAME: ***P1TF***

Model Number	Description	Price
P1SPVF1803042/XX	Variable 180 Degree 2-Way In-Line Spacer Upholsterable	$125.43
P1SPVF1803048/XX	Variable 180 Degree 2-Way In-Line Spacer Upholsterable	$138.49
P1SPVF1803054/XX	Variable 180 Degree 2-Way In-Line Spacer Upholsterable	$146.56

P1SPVF1803066/XX	Variable 180 Degree 2-Way In-Line Spacer Upholsterable	$165.51
P1SPVF1803084/XX	Variable 180 Degree 2-Way In-Line Spacer Upholsterable	$192.04
P1SPVF1804254/XX	Variable 180 Degree 2-Way In-Line Spacer Upholsterable	$147.32
P1SPVF1804266/XX	Variable 180 Degree 2-Way In-Line Spacer Upholsterable	$173.69
P1SPVF1804284/XX	Variable 180 Degree 2-Way In-Line Spacer Upholsterable	$199.37
P1SPVF1805466/XX	Variable 180 Degree 2-Way In-Line Spacer Upholsterable	$167.59
P1SPVF1805484/XX	Variable 180 Degree 2-Way In-Line Spacer Upholsterable	$191.61
P1SPVF1806684/XX	Variable 180 Degree 2-Way In-Line Spacer Upholsterable	$192.97

180 DEG 2-WAY IN-LINE SPACERS (SAME HGT) UPHOLSTERABLE

P1SPF180 ***180 Degree 2-Way In-Line Spacer (Same Hght) Upholsterable***
30 ***Size***
XX ***Trim Color***
FAMILY NAME: ***P1TF***

Model Number	Description	Price
P1SPF18030/XX	180 Degree 2-Way In-Line Spacer Upholsterable	$99.99
P1SPF18042/XX	180 Degree 2-Way In-Line Spacer Upholsterable	$124.70
P1SPF18048/XX	180 Degree 2-Way In-Line Spacer Upholsterable	$131.65
P1SPF18054/XX	180 Degree 2-Way In-Line Spacer Upholsterable	$139.73
P1SPF18066/XX	180 Degree 2-Way In-Line Spacer Upholsterable	$159.37
P1SPF18084/XX	180 Degree 2-Way In-Line Spacer Upholsterable	$183.60

180 DEG 2-WAY STACKABLE IN-LINE SPACER UPHOLSTERABLE

P1SSPF180 ***180 Deg. 2-Way In-Line Spacer Upholsterable***
12 ***Size***
XX ***Trim Color***
FAMILY NAME: ***P1STF***

Model Number	Description	Price
P1SSPF18012/XX	180 Degree 2-Way Stackable In-Line Spacer Upholsterable	$115.77
P1SSPF18018/XX	180 Degree 2-Way Stackable In-Line Spacer Upholsterable	$121.37
P1SSPF18024/XX	180 Degree 2-Way Stackable In-Line Spacer Upholsterable	$133.73

3-WAY "T" INTER. W/3-WAY CAP UPHOLSTERABLE

P1TPF3W ***3-Way "T" Inter. W/3-Way Cap Upholsterable***
30 ***Size***
XX ***Trim Color***
FAMILY NAME: ***P1TF***

Model Number	Description	Price
P1TPF3W30/XX	3-Way "T" Intersection With 3-Way Cap Upholsterable	$113.80
P1TPF3W36/XX	3-Way "T" Intersection With 3-Way Cap Upholsterable	$123.84
P1TPF3W42/XX	3-Way "T" Intersection With 3-Way Cap Upholsterable	$140.91
P1TPF3W48/XX	3-Way "T" Intersection With 3-Way Cap Upholsterable	$150.25
P1TPF3W54/XX	3-Way "T" Intersection With 3-Way Cap Upholsterable	$157.29
P1TPF3W60/XX	3-Way "T" Intersection With 3-Way Cap Upholsterable	$169.10
P1TPF3W66/XX	3-Way "T" Intersection With 3-Way Cap Upholsterable	$175.69
P1TPF3W72/XX	3-Way "T" Intersection With 3-Way Cap Upholsterable	$192.11
P1TPF3W78/XX	3-Way "T" Intersection With 3-Way Cap Upholsterable	$197.55
P1TPF3W84/XX	3-Way "T" Intersection With 3-Way Cap Upholsterable	$203.11

3-WAY STACKABLE "T" INTERSECTION UPHOLSTERABLE

P1STPF3W ***3-Way Stackable "T" Intersection Upholsterable***
12 ***Size***
XX ***Trim Color***
FAMILY NAME: ***P1STF***

Model Number	Description	Price
P1STPF3W12/XX	3-Way Stackable "T" Intersection Upholsterable	$156.94

P1STPF3W18/XX	3-Way Stackable "T" Intersection Upholsterable	$162.40
P1STPF3W24/XX	3-Way Stackable "T" Intersection Upholsterable	$186.82

4-WAY "X" INTER. W/4-WAY TOP CAP

P1XP4W ***4-Way "X" Inter. W/4-Way Top Cap***
30 ***Size***
XX ***Trim Color***
FAMILY NAME: ***P1TN***

Model Number	Description	Price
P1XP4W30/XX	4-Way "X" Intersection With 4-Way Top Cap	$137.32
P1XP4W36/XX	4-Way "X" Intersection With 4-Way Top Cap	$148.82
P1XP4W42/XX	4-Way "X" Intersection With 4-Way Top Cap	$166.83
P1XP4W48/XX	4-Way "X" Intersection With 4-Way Top Cap	$178.56
P1XP4W54/XX	4-Way "X" Intersection With 4-Way Top Cap	$184.56
P1XP4W60/XX	4-Way "X" Intersection With 4-Way Top Cap	$195.86
P1XP4W66/XX	4-Way "X" Intersection With 4-Way Top Cap	$201.72
P1XP4W72/XX	4-Way "X" Intersection With 4-Way Top Cap	$220.35
P1XP4W78/XX	4-Way "X" Intersection With 4-Way Top Cap	$226.29
P1XP4W84/XX	4-Way "X" Intersection With 4-Way Top Cap	$232.33

4-WAY STACKABLE "X" INTERSECTION

P1SXP4W ***4-Way Stackable "X" Intersection***
12 ***Size***
FAMILY NAME: ***P1ST***

Model Number	Description	Price
P1SXP4W12	4-Way Stackable "X" Intersection	$202.41
P1SXP4W18	4-Way Stackable "X" Intersection	$207.89
P1SXP4W24	4-Way Stackable "X" Intersection	$224.13

90 DEGREE 2-WAY "L" CORNER UPHOLSTERABLE

P1CPF90 ***90 Degree 2-Way "L" Corner Upholsterable***
30 ***Size***
XX ***Trim Color***
FAMILY NAME: ***P1TF***

Model Number	Description	Price
P1CPF9030/XX	90 Degree 2-Way "L" Corner Upholsterable	$92.27
P1CPF9036/XX	90 Degree 2-Way "L" Corner Upholsterable	$100.85
P1CPF9042/XX	90 Degree 2-Way "L" Corner Upholsterable	$116.98
P1CPF9048/XX	90 Degree 2-Way "L" Corner Upholsterable	$123.93
P1CPF9054/XX	90 Degree 2-Way "L" Corner Upholsterable	$132.01
P1CPF9060/XX	90 Degree 2-Way "L" Corner Upholsterable	$144.33
P1CPF9066/XX	90 Degree 2-Way "L" Corner Upholsterable	$151.65
P1CPF9072/XX	90 Degree 2-Way "L" Corner Upholsterable	$165.86
P1CPF9078/XX	90 Degree 2-Way "L" Corner Upholsterable	$170.80
P1CPF9084/XX	90 Degree 2-Way "L" Corner Upholsterable	$175.88

90 DEGREE STACKABLE 2-WAY "L" CORNER UPHOLSTERABLE

P1SCPF ***90 Degree Stackable 2-Way "L" Corner Upholsterable***
9012 ***Size***
XX ***Trim Color***
FAMILY NAME: ***P1STF***

Model Number	Description	Price
P1SCPF9012/XX	90 Degree Stackable 2-Way "L" Corner Upholsterable	$115.77
P1SCPF9018/XX	90 Degree Stackable 2-Way "L" Corner Upholsterable	$121.37
P1SCPF9024/XX	90 Degree Stackable 2-Way "L" Corner Upholsterable	$133.73

NEW YORK POWERWORKS MODEL PRICE LIST

Date: 8/2/2022

END OF RUN KIT

P1ET ***End of Run Kit***
30 ***Size***
XX ***Trim Color***

Model Number	Description	Price
P1ET30/XX	30" End Of Run Kit	$12.22
P1ET36/XX	36" End Of Run Kit	$13.45
P1ET42/XX	42" End Of Run Kit	$14.69
P1ET48/XX	48" End Of Run Kit	$15.91
P1ET54/XX	54" End Of Run Kit	$17.13
P1ET60/XX	60" End Of Run Kit	$18.36
P1ET66/XX	66" End Of Run Kit	$19.59
P1ET72/XX	72" End Of Run Kit	$25.73
P1ET78/XX	78" End Of Run Kit	$26.96
P1ET84/XX	84" End Of Run Kit	$29.41

END OF RUNS WITH POST

P1EP ***End of Run***
30 ***Size***
XX ***Trim Color***
FAMILY NAME: ***P1TN***

Model Number	Description	Price
P1EP30/XX	30" End Of Run With Post	$43.89
P1EP36/XX	36" End Of Run With Post	$47.96
P1EP42/XX	42" End Of Run With Post	$51.94
P1EP48/XX	48" End Of Run With Post	$56.01
P1EP54/XX	54" End Of Run With Post	$60.05
P1EP60/XX	60" End Of Run With Post	$65.36
P1EP66/XX	66" End Of Run With Post	$68.05
P1EP72/XX	72" End Of Run With Post	$78.32
P1EP78/XX	78" End Of Run With Post	$82.38
P1EP84/XX	84" End Of Run With Post	$87.62

HALF POST ASSEMBLIES

P1HP ***Half Post Assembly***
12 ***Size***
FAMILY NAME: ***P1TN***

Model Number	Description	Price
P1HP12	12" Half Post Assembly	$48.56
P1HP18	18" Half Post Assembly	$49.91
P1HP24	24" Half Post Assembly	$53.95
P1HP30	30" Half Post Assembly	$28.66
P1HP36	36" Half Post Assembly	$31.48
P1HP42	42" Half Post Assembly	$34.28
P1HP48	48" Half Post Assembly	$37.06
P1HP54	54" Half Post Assembly	$38.52
P1HP60	60" Half Post Assembly	$41.33
P1HP66	66" Half Post Assembly	$42.78
P1HP72	72" Half Post Assembly	$45.58
P1HP78	78" Half Post Assembly	$47.03
P1HP84	84" Half Post Assembly	$48.48

NEW YORK POWERWORKS MODEL PRICE LIST

Date: 8/2/2022

IN LINE HEIGHT CHANGE KIT

P1VET ***In Line Height Change Kit***
06 ***Size***
XX ***Trim Color***

Model Number	Description	Price
P1VET06/XX	6" In Line Height Change Kit	$9.68
P1VET12/XX	12" In Line Height Change Kit	$10.90
P1VET18/XX	18" In Line Height Change Kit	$11.96
P1VET24/XX	24" In Line Height Change Kit	$13.20
P1VET30/XX	30" In Line Height Change Kit	$18.36
P1VET36/XX	36" In Line Height Change Kit	$19.59
P1VET42/XX	42" In Line Height Change Kit	$20.83
P1VET48/XX	48" In Line Height Change Kit	$22.05
P1VET54/XX	54" In Line Height Change Kit	$23.27

OFF MODULE POSTS

P1OMP ***Off Module Post***
30 ***Size***
XX ***Trim Color***
FAMILY NAME: ***PTN***

Model Number	Description	Price
P1OMP30/XX	30" Off Module Post	$100.57
P1OMP36/XX	36" Off Module Post	$101.74
P1OMP42/XX	42" Off Module Post	$104.08
P1OMP48/XX	48" Off Module Post	$108.76
P1OMP54/XX	54" Off Module Post	$109.93
P1OMP60/XX	60" Off Module Post	$113.43
P1OMP66/XX	66" Off Module Post	$114.60
P1OMP72/XX	72" Off Module Post	$119.28
P1OMP78/XX	78" Off Module Post	$120.44
P1OMP84/XX	84" Off Module Post	$121.62

STACKABLE END OF RUN WITH POST

P1SEP ***Stackable End of Run Kit with Post***
12 ***Size***
XX ***Trim Color***
FAMILY NAME: ***PST***

Model Number	Description	Price
P1SEP12/XX	12" Stackable End Of Run With Post	$50.00
P1SEP18/XX	18" Stackable End Of Run With Post	$53.55
P1SEP24/XX	24" Stackable End Of Run With Post	$57.40

STACKABLE FULL POSTS

P1SFP ***Stackable Full Post***
12 ***Size***
FAMILY NAME: ***PST***

Model Number	Description	Price
P1SFP12	180 Degree Stackable 2-Way In-Line Connection	$47.07
P1SFP18	180 Degree Stackable 2-Way In-Line Connection	$49.75
P1SFP24	180 Degree Stackable 2-Way In-Line Connection	$52.44

STACKABLE HEIGHT CHANGE END OF RUN KIT

P1SET ***Stackable Height Change End of Run Kit***
12 ***Size***
XX ***Trim Color***

Model Number	Description	Price
P1SET12/XX	12" Stackable Height Change End Of Run Kit	$10.90
P1SET18/XX	18" Stackable Height Change End Of Run Kit	$11.96
P1SET24/XX	24" Stackable Height Change End Of Run Kit	$13.20

VAR. 3-WAY "T" INTER. W/180 DEG. TOP CAP UPHOLSTERABLE

P1TPVF180 ***Var. 3-Way "T" Inter. W/180 Degree Top Cap Upholsterable***
3042 ***Size***
XX ***Trim Color***
FAMILY NAME: ***P1TF***

Model Number	Description	Price
P1TPVF1803042/XX	Var 3-Way "T" Inter With 180 Degree Top Cap Upholsterable	$148.40
P1TPVF1803048/XX	Var 3-Way "T" Inter With 180 Degree Top Cap Upholsterable	$164.24
P1TPVF1803054/XX	Var 3-Way "T" Inter With 180 Degree Top Cap Upholsterable	$171.27
P1TPVF1803066/XX	Var 3-Way "T" Inter With 180 Degree Top Cap Upholsterable	$188.98
P1TPVF1803084/XX	Var 3-Way "T" Inter With 180 Degree Top Cap Upholsterable	$218.70
P1TPVF1804254/XX	Var 3-Way "T" Inter With 180 Degree Top Cap Upholsterable	$172.03
P1TPVF1804266/XX	Var 3-Way "T" Inter With 180 Degree Top Cap Upholsterable	$197.55
P1TPVF1804284/XX	Var 3-Way "T" Inter With 180 Degree Top Cap Upholsterable	$226.42
P1TPVF1805466/XX	Var 3-Way "T" Inter With 180 Degree Top Cap Upholsterable	$191.06
P1TPVF1806066/XX	Var 3-Way "T" Inter With 180 Degree Top Cap Upholsterable	$218.33
P1TPVF1806684/XX	Var 3-Way "T" Inter With 180 Degree Top Cap Upholsterable	$219.63

VAR. 3-WAY "T" INTER. W/90 DEGREE TOP CAP UPHOLSTERABLE

P1TPVF90 ***Var. 3-Way "T" Inter. W/90 Degree Top Cap Upholsterable***
3042 ***Size***
XX ***Trim Color***
FAMILY NAME: ***P1TF***

Model Number	Description	Price
P1TPVF903042/XX	Var 3-Way "T" Inter With 90 Degree Top Cap Upholsterable	$140.99
P1TPVF903048/XX	Var 3-Way "T" Inter With 90 Degree Top Cap Upholsterable	$156.44
P1TPVF903054/XX	Var 3-Way "T" Inter With 90 Degree Top Cap Upholsterable	$163.47
P1TPVF903066/XX	Var 3-Way "T" Inter With 90 Degree Top Cap Upholsterable	$181.18
P1TPVF903084/XX	Var 3-Way "T" Inter With 90 Degree Top Cap Upholsterable	$210.51
P1TPVF904254/XX	Var 3-Way "T" Inter With 90 Degree Top Cap Upholsterable	$165.01
P1TPVF904266/XX	Var 3-Way "T" Inter With 90 Degree Top Cap Upholsterable	$189.75
P1TPVF904284/XX	Var 3-Way "T" Inter With 90 Degree Top Cap Upholsterable	$218.23
P1TPVF905466/XX	Var 3-Way "T" Inter With 90 Degree Top Cap Upholsterable	$183.65
P1TPVF905484/XX	Var 3-Way "T" Inter With 90 Degree Top Cap Upholsterable	$210.47
P1TPVF906684/XX	Var 3-Way "T" Inter With 90 Degree Top Cap Upholsterable	$211.83

VAR. 3-WAY "T" INTER. W/DEAD END CAP UPHOLSTERABLE

P1TPVF1W ***Var. 3-Way "T" Inter. W/Dead End Cap Upholsterable***
3042 ***Size***
XX ***Trim Color***
FAMILY NAME: ***P1TF***

Model Number	Description	Price
P1TPVF1W3042/XX	Var 3-Way "T" Inter With Dead End Cap Upholsterable	$146.67
P1TPVF1W3048/XX	Var 3-Way "T" Inter With Dead End Cap Upholsterable	$160.80
P1TPVF1W3054/XX	Var 3-Way "T" Inter With Dead End Cap Upholsterable	$167.98
P1TPVF1W3066/XX	Var 3-Way "T" Inter With Dead End Cap Upholsterable	$185.12

P1TPVF1W3084/XX	Var 3-Way "T" Inter With Dead End Cap Upholsterable	$215.74
P1TPVF1W4254/XX	Var 3-Way "T" Inter With Dead End Cap Upholsterable	$171.68
P1TPVF1W4266/XX	Var 3-Way "T" Inter With Dead End Cap Upholsterable	$195.62
P1TPVF1W4284/XX	Var 3-Way "T" Inter With Dead End Cap Upholsterable	$224.54
P1TPVF1W5466/XX	Var 3-Way "T" Inter With Dead End Cap Upholsterable	$190.69
P1TPVF1W5484/XX	Var 3-Way "T" Inter With Dead End Cap Upholsterable	$216.29
P1TPVF1W6684/XX	Var 3-Way "T" Inter With Dead End Cap Upholsterable	$218.89

VAR. 4-WAY "X" INTER. W/180 DEG. TOP CAP UPHOLSTERABLE

P1XPVF180 ***Var. 4-Way "X" Inter. W/180 Degree Top Cap Upholsterable***
3042 ***Size***
XX ***Trim Color***
FAMILY NAME: ***P1TF***

Model Number	Description	Price
P1XPVF1803042/XX	Var 4-Way "X" Inter With 180 Degree Top Cap Upholsterable	$169.92
P1XPVF1803048/XX	Var 4-Way "X" Inter With 180 Degree Top Cap Upholsterable	$186.83
P1XPVF1803054/XX	Var 4-Way "X" Inter With 180 Degree Top Cap Upholsterable	$192.97
P1XPVF1803066/XX	Var 4-Way "X" Inter With 180 Degree Top Cap Upholsterable	$208.87
P1XPVF1803084/XX	Var 4-Way "X" Inter With 180 Degree Top Cap Upholsterable	$242.68
P1XPVF1804254/XX	Var 4-Way "X" Inter With 180 Degree Top Cap Upholsterable	$196.67
P1XPVF1804266/XX	Var 4-Way "X" Inter With 180 Degree Top Cap Upholsterable	$219.76
P1XPVF1804284/XX	Var 4-Way "X" Inter With 180 Degree Top Cap Upholsterable	$251.87
P1XPVF1805466/XX	Var 4-Way "X" Inter With 180 Degree Top Cap Upholsterable	$214.44
P1XPVF1805484/XX	Var 4-Way "X" Inter With 180 Degree Top Cap Upholsterable	$243.23
P1XPVF1806684/XX	Var 4-Way "X" Inter With 180 Degree Top Cap Upholsterable	$245.83

VAR. 4-WAY "X" INTER. W/3-WAY TOP CAP UPHOLSTERABLE

P1XPVF3W ***Var. 4-Way "X" Inter. W/3-Way Top Cap Upholsterable***
3042 ***Size***
XX ***Trim Color***
FAMILY NAME: ***P1TF***

Model Number	Description	Price
P1XPVF3W3042/XX	Var 4-Way "X" Inter. With 3-Way Top Cap Upholsterable	$164.61
P1XPVF3W3048/XX	Var 4-Way "X" Inter. With 3-Way Top Cap Upholsterable	$183.23
P1XPVF3W3054/XX	Var 4-Way "X" Inter. With 3-Way Top Cap Upholsterable	$189.22
P1XPVF3W3066/XX	Var 4-Way "X" Inter. With 3-Way Top Cap Upholsterable	$205.69
P1XPVF3W3084/XX	Var 4-Way "X" Inter. With 3-Way Top Cap Upholsterable	$238.60
P1XPVF3W4254/XX	Var 4-Way "X" Inter. With 3-Way Top Cap Upholsterable	$189.98
P1XPVF3W4266/XX	Var 4-Way "X" Inter. With 3-Way Top Cap Upholsterable	$214.65
P1XPVF3W4284/XX	Var 4-Way "X" Inter. With 3-Way Top Cap Upholsterable	$246.71
P1XPVF3W5466/XX	Var 4-Way "X" Inter. With 3-Way Top Cap Upholsterable	$207.77
P1XPVF3W5484/XX	Var 4-Way "X" Inter. With 3-Way Top Cap Upholsterable	$238.17
P1XPVF3W6684/XX	Var 4-Way "X" Inter. With 3-Way Top Cap Upholsterable	$239.53

VAR. 4-WAY "X" INTER. W/90 DEG. TOP CAP UPHOLSTERABLE

P1XPVF90 ***Var. 4-Way "X" Inter. W/90 Degree Top Cap Upholsterable***
3042 ***Size***
XX ***Trim Color***
FAMILY NAME: ***P1TF***

Model Number	Description	Price
P1XPVF903042/XX	Var 4-Way "X" Inter. With 90 Degree Top Cap Upholsterable	$162.90
P1XPVF903048/XX	Var 4-Way "X" Inter. With 90 Degree Top Cap Upholsterable	$179.81
P1XPVF903054/XX	Var 4-Way "X" Inter. With 90 Degree Top Cap Upholsterable	$185.95
P1XPVF903066/XX	Var 4-Way "X" Inter. With 90 Degree Top Cap Upholsterable	$201.85
P1XPVF903084/XX	Var 4-Way "X" Inter. With 90 Degree Top Cap Upholsterable	$235.66
P1XPVF904254/XX	Var 4-Way "X" Inter. With 90 Degree Top Cap Upholsterable	$189.65
P1XPVF904266/XX	Var 4-Way "X" Inter. With 90 Degree Top Cap Upholsterable	$212.74

P1XPVF904284/XX	Var 4-Way "X" Inter. With 90 Degree Top Cap Upholsterable	$244.85
P1XPVF905466/XX	Var 4-Way "X" Inter. With 90 Degree Top Cap Upholsterable	$207.42
P1XPVF905484/XX	Var 4-Way "X" Inter. With 90 Degree Top Cap Upholsterable	$236.21
P1XPVF906684/XX	Var 4-Way "X" Inter. With 90 Degree Top Cap Upholsterable	$238.81

VAR. 90 DEGREE 2-WAY "L" CORNERS UPHOLSTERABLE

P1CPVF90 ***Var. 90 Degree 2-Way "L" Corner Upholsterable***
3042 ***Size***
XX ***Trim Color***
FAMILY NAME: ***P1TF***

Model Number	Description	Price
P1CPVF903036/XX	Variable 90 Degree 2-Way "L" Corner Upholsterable	$116.10
P1CPVF903042/XX	Variable 90 Degree 2-Way "L" Corner Upholsterable	$124.45
P1CPVF903048/XX	Variable 90 Degree 2-Way "L" Corner Upholsterable	$137.51
P1CPVF903054/XX	Variable 90 Degree 2-Way "L" Corner Upholsterable	$145.58
P1CPVF903060/XX	Variable 90 Degree 2-Way "L" Corner Upholsterable	$156.44
P1CPVF903066/XX	Variable 90 Degree 2-Way "L" Corner Upholsterable	$164.53
P1CPVF903072/XX	Variable 90 Degree 2-Way "L" Corner Upholsterable	$179.78
P1CPVF903078/XX	Variable 90 Degree 2-Way "L" Corner Upholsterable	$185.09
P1CPVF903084/XX	Variable 90 Degree 2-Way "L" Corner Upholsterable	$191.06
P1CPVF903642/XX	Variable 90 Degree 2-Way "L" Corner Upholsterable	$126.44
P1CPVF903648/XX	Variable 90 Degree 2-Way "L" Corner Upholsterable	$131.05
P1CPVF903654/XX	Variable 90 Degree 2-Way "L" Corner Upholsterable	$147.01
P1CPVF903660/XX	Variable 90 Degree 2-Way "L" Corner Upholsterable	$158.07
P1CPVF903666/XX	Variable 90 Degree 2-Way "L" Corner Upholsterable	$165.29
P1CPVF903672/XX	Variable 90 Degree 2-Way "L" Corner Upholsterable	$172.33
P1CPVF903678/XX	Variable 90 Degree 2-Way "L" Corner Upholsterable	$186.95
P1CPVF903684/XX	Variable 90 Degree 2-Way "L" Corner Upholsterable	$191.52
P1CPVF904248/XX	Variable 90 Degree 2-Way "L" Corner Upholsterable	$138.83
P1CPVF904254/XX	Variable 90 Degree 2-Way "L" Corner Upholsterable	$146.34
P1CPVF904260/XX	Variable 90 Degree 2-Way "L" Corner Upholsterable	$156.86
P1CPVF904266/XX	Variable 90 Degree 2-Way "L" Corner Upholsterable	$172.71
P1CPVF904272/XX	Variable 90 Degree 2-Way "L" Corner Upholsterable	$187.31
P1CPVF904278/XX	Variable 90 Degree 2-Way "L" Corner Upholsterable	$192.94
P1CPVF904284/XX	Variable 90 Degree 2-Way "L" Corner Upholsterable	$198.39
P1CPVF904854/XX	Variable 90 Degree 2-Way "L" Corner Upholsterable	$148.68
P1CPVF904860/XX	Variable 90 Degree 2-Way "L" Corner Upholsterable	$159.18
P1CPVF904866/XX	Variable 90 Degree 2-Way "L" Corner Upholsterable	$174.49
P1CPVF904872/XX	Variable 90 Degree 2-Way "L" Corner Upholsterable	$180.86
P1CPVF904878/XX	Variable 90 Degree 2-Way "L" Corner Upholsterable	$186.40
P1CPVF904884/XX	Variable 90 Degree 2-Way "L" Corner Upholsterable	$191.29
P1CPVF905460/XX	Variable 90 Degree 2-Way "L" Corner Upholsterable	$159.75
P1CPVF905466/XX	Variable 90 Degree 2-Way "L" Corner Upholsterable	$166.61
P1CPVF905472/XX	Variable 90 Degree 2-Way "L" Corner Upholsterable	$180.87
P1CPVF905478/XX	Variable 90 Degree 2-Way "L" Corner Upholsterable	$185.83
P1CPVF905484/XX	Variable 90 Degree 2-Way "L" Corner Upholsterable	$190.63
P1CPVF906066/XX	Variable 90 Degree 2-Way "L" Corner Upholsterable	$169.21
P1CPVF906072/XX	Variable 90 Degree 2-Way "L" Corner Upholsterable	$175.02
P1CPVF906078/XX	Variable 90 Degree 2-Way "L" Corner Upholsterable	$187.09
P1CPVF906084/XX	Variable 90 Degree 2-Way "L" Corner Upholsterable	$192.09
P1CPVF906672/XX	Variable 90 Degree 2-Way "L" Corner Upholsterable	$175.48
P1CPVF906678/XX	Variable 90 Degree 2-Way "L" Corner Upholsterable	$179.88
P1CPVF906684/XX	Variable 90 Degree 2-Way "L" Corner Upholsterable	$191.99
P1CPVF907278/XX	Variable 90 Degree 2-Way "L" Corner Upholsterable	$188.28
P1CPVF907884/XX	Variable 90 Degree 2-Way "L" Corner Upholsterable	$193.26

90 DEGREE 2-WAY "L" CORNER NON-UPHOLSTERABLE

P1CP90 ***90 Degree 2-Way "L" Corner Non-Upholsterable***
30 ***Size***
XX ***Trim Color***
FAMILY NAME: ***P1TN***

Model Number	Description	Price
P1CP9030/XX	90 Degree 2-Way "L" Corner Non-Upholsterable	$92.27
P1CP9036/XX	90 Degree 2-Way "L" Corner Non-Upholsterable	$100.85
P1CP9042/XX	90 Degree 2-Way "L" Corner Non-Upholsterable	$116.98
P1CP9048/XX	90 Degree 2-Way "L" Corner Non-Upholsterable	$123.93
P1CP9054/XX	90 Degree 2-Way "L" Corner Non-Upholsterable	$132.01
P1CP9060/XX	90 Degree 2-Way "L" Corner Non-Upholsterable	$144.33
P1CP9066/XX	90 Degree 2-Way "L" Corner Non-Upholsterable	$151.65
P1CP9072/XX	90 Degree 2-Way "L" Corner Non-Upholsterable	$165.86
P1CP9078/XX	90 Degree 2-Way "L" Corner Non-Upholsterable	$170.80
P1CP9084/XX	90 Degree 2-Way "L" Corner Non-Upholsterable	$175.88

NEW YORK POWERWORKS MODEL PRICE LIST

Date: 8/2/2022

INTERSECTION CONDITIONS - 120 DEGREE

120 DEGREE 2-WAY BOTH PANELS SAME HEIGHT UNUPHOLSTERED

P1202W	***120 Deg 2-Way Both Panels Same Hgt Unupholstered***
30	***Size***
XX	***Trim Color***
U	***Unassembled***
FAMILY NAME:	***PTN***

Model Number	Description	Price
P1202W30/XX/U	30" 120 Deg 2-Way Both Panels Same Hgt Unupholstered	$160.59
P1202W36/XX/U	36" 120 Deg 2-Way Both Panels Same Hgt Unupholstered	$171.25
P1202W42/XX/U	42" 120 Deg 2-Way Both Panels Same Hgt Unupholstered	$211.91
P1202W48/XX/U	48" 120 Deg 2-Way Both Panels Same Hgt Unupholstered	$220.79
P1202W54/XX/U	54" 120 Deg 2-Way Both Panels Same Hgt Unupholstered	$225.21
P1202W66/XX/U	66" 120 Deg 2-Way Both Panels Same Hgt Unupholstered	$241.50
P1202W72/XX/U	72" 120 Deg 2-Way Both Panels Same Hgt Unupholstered	$286.80
P1202W84/XX/U	84" 120 Deg 2-Way Both Panels Same Hgt Unupholstered	$298.39

120 DEGREE 2-WAY BOTH PANELS SAME HEIGHT UPHOLSTERABLE

P1202FW	***120 Deg 2-Way Both Panels Same Hgt Upholsterable***
30	***Size***
XX	***Trim Color***
U	***Unassembled***

Model Number	Description	Price
P120F2W30/XX/U	30" 120 Deg 2-Way Both Panels Same Hgt Upholsterable	$160.59
P120F2W36/XX/U	36" 120 Deg 2-Way Both Panels Same Hgt Upholsterable	$171.25
P120F2W42/XX/U	42" 120 Deg 2-Way Both Panels Same Hgt Upholsterable	$211.91
P120F2W48/XX/U	48" 120 Deg 2-Way Both Panels Same Hgt Upholsterable	$220.79
P120F2W54/XX/U	54" 120 Deg 2-Way Both Panels Same Hgt Upholsterable	$225.21
P120F2W66/XX/U	66" 120 Deg 2-Way Both Panels Same Hgt Upholsterable	$241.50
P120F2W72/XX/U	72" 120 Deg 2-Way Both Panels Same Hgt Upholsterable	$286.80
P120F2W84/XX/U	84" 120 Deg 2-Way Both Panels Same Hgt Upholsterable	$298.39

120 DEGREE 3-WAY ALL PANELS SAME HEIGHT

P1203W	***120 Deg 3-Way All Panels Same Hgt***
30	***Size***
XX	***Trim Color***
U	***Unassembled***
FAMILY NAME:	***PTN***

Model Number	Description	Price
P1203W30/XX/U	30" 120 Degree 3-Way All Panels Same Height	$85.38
P1203W36/XX/U	36" 120 Degree 3-Way All Panels Same Height	$87.14
P1203W42/XX/U	42" 120 Degree 3-Way All Panels Same Height	$121.64
P1203W48/XX/U	48" 120 Degree 3-Way All Panels Same Height	$123.97
P1203W54/XX/U	54" 120 Degree 3-Way All Panels Same Height	$124.56
P1203W66/XX/U	66" 120 Degree 3-Way All Panels Same Height	$127.48
P1203W72/XX/U	72" 120 Degree 3-Way All Panels Same Height	$163.73
P1203W84/XX/U	84" 120 Degree 3-Way All Panels Same Height	$166.07

NEW YORK POWERWORKS MODEL PRICE LIST

Date: 8/2/2022

120 DEGREE 2-WAY STACKABLE UNUPHOLSTERED

PS1202W	***120 Deg 2-Way Stackable Unupholstered***
12	***Size***
XX	***Trim Color***
U	***Unassembled***
FAMILY NAME:	***PST***

Model Number	Description	Price
PS1202W12/XX/U	12" 120 Deg 2-Way Stackable Unupholstered	$145.82
PS1202W18/XX/U	18" 120 Deg 2-Way Stackable Unupholstered	$184.67
PS1202W24/XX/U	24" 120 Deg 2-Way Stackable Unupholstered	$195.68

120 DEGREE 2-WAY STACKABLE UPHOLSTERABLE

PS120F2W	***120 Deg 2-Way Stackable Upholsterable***
12	***Size***
XX	***Trim Color***
U	***Unassembled***

Model Number	Description	Price
PS120F2W12/XX/U	12" 120 Deg 2-Way Stackable Upholsterable	$145.82
PS120F2W18/XX/U	18" 120 Deg 2-Way Stackable Upholsterable	$184.67
PS120F2W24/XX/U	24" 120 Deg 2-Way Stackable Upholsterable	$195.68

120 DEGREE 3-WAY STACKABLE

PS1203W	***120 Deg 3-Way Stackable***
12	***Size***
XX	***Trim Color***
U	***Unassembled***
FAMILY NAME:	***PST***

Model Number	Description	Price
PS1203W12/XX/U	12" 120 Deg 3-Way Stackable	$185.84
PS1203W18/XX/U	18" 120 Deg 3-Way Stackable	$224.09
PS1203W24/XX/U	24" 120 Deg 3-Way Stackable	$237.38

NEW YORK REFUGE MODEL PRICE LIST

Date: 8/1/2022

FIXED SCREENS

ACRYLIC PRIVACY SCREENS

STPSA	***Acrylic Privacy Screen***
2413	***Size***
XX	***Frame Color***
XXX	***End Cap Color***
ACS,AWH,AXX	***Acrylic Type (ACS=Translucent, AWH=Markerboard, AXX=Colored)***
FAMILY NAME:	***STPA***

Model Number	Description	Price
STPSA2413/XX/XXX/ACS	24x13 Fixed Acrylic Privacy Screen	$160.07
STPSA2413/XX/XXX/AWH	24x13 Fixed Acrylic Privacy Screen	$181.23
STPSA2413/XX/XXX/AXX	24x13 Fixed Acrylic Privacy Screen	$178.43
STPSA2419/XX/XXX/ACS	24x19 Fixed Acrylic Privacy Screen	$177.98
STPSA2419/XX/XXX/AWH	24x19 Fixed Acrylic Privacy Screen	$208.05
STPSA2419/XX/XXX/AXX	24x19 Fixed Acrylic Privacy Screen	$206.35
STPSA3013/XX/XXX/ACS	30x13 Fixed Acrylic Privacy Screen	$185.42
STPSA3013/XX/XXX/AWH	30x13 Fixed Acrylic Privacy Screen	$192.10
STPSA3013/XX/XXX/AXX	30x13 Fixed Acrylic Privacy Screen	$190.39
STPSA3019/XX/XXX/ACS	30x19 Fixed Acrylic Privacy Screen	$196.64
STPSA3019/XX/XXX/AWH	30x19 Fixed Acrylic Privacy Screen	$215.58
STPSA3019/XX/XXX/AXX	30x19 Fixed Acrylic Privacy Screen	$226.12
STPSA3613/XX/XXX/ACS	36x13 Fixed Acrylic Privacy Screen	$191.52
STPSA3613/XX/XXX/AWH	36x13 Fixed Acrylic Privacy Screen	$199.32
STPSA3613/XX/XXX/AXX	36x13 Fixed Acrylic Privacy Screen	$207.66
STPSA3619/XX/XXX/ACS	36x19 Fixed Acrylic Privacy Screen	$202.75
STPSA3619/XX/XXX/AWH	36x19 Fixed Acrylic Privacy Screen	$238.39
STPSA3619/XX/XXX/AXX	36x19 Fixed Acrylic Privacy Screen	$233.35
STPSA4213/XX/XXX/ACS	42x13 Fixed Acrylic Privacy Screen	$196.27
STPSA4213/XX/XXX/AWH	42x13 Fixed Acrylic Privacy Screen	$216.32
STPSA4213/XX/XXX/AXX	42x13 Fixed Acrylic Privacy Screen	$221.30
STPSA4219/XX/XXX/ACS	42x19 Fixed Acrylic Privacy Screen	$207.50
STPSA4219/XX/XXX/AWH	42x19 Fixed Acrylic Privacy Screen	$258.72
STPSA4219/XX/XXX/AXX	42x19 Fixed Acrylic Privacy Screen	$262.58
STPSA4813/XX/XXX/ACS	48x13 Fixed Acrylic Privacy Screen	$201.82
STPSA4813/XX/XXX/AWH	48x13 Fixed Acrylic Privacy Screen	$237.46
STPSA4813/XX/XXX/AXX	48x13 Fixed Acrylic Privacy Screen	$239.13
STPSA4819/XX/XXX/ACS	48x19 Fixed Acrylic Privacy Screen	$218.61
STPSA4819/XX/XXX/AWH	48x19 Fixed Acrylic Privacy Screen	$273.18
STPSA4819/XX/XXX/AXX	48x19 Fixed Acrylic Privacy Screen	$278.20
STPSA5413/XX/XXX/ACS	54x13 Fixed Acrylic Privacy Screen	$212.42
STPSA5413/XX/XXX/AWH	54x13 Fixed Acrylic Privacy Screen	$248.05
STPSA5413/XX/XXX/AXX	54x13 Fixed Acrylic Privacy Screen	$250.78
STPSA5419/XX/XXX/ACS	54x19 Fixed Acrylic Privacy Screen	$226.98
STPSA5419/XX/XXX/AWH	54x19 Fixed Acrylic Privacy Screen	$296.03
STPSA5419/XX/XXX/AXX	54x19 Fixed Acrylic Privacy Screen	$296.53
STPSA6013/XX/XXX/ACS	60x13 Fixed Acrylic Privacy Screen	$226.87
STPSA6013/XX/XXX/AWH	60x13 Fixed Acrylic Privacy Screen	$255.82
STPSA6013/XX/XXX/AXX	60x13 Fixed Acrylic Privacy Screen	$260.82
STPSA6019/XX/XXX/ACS	60x19 Fixed Acrylic Privacy Screen	$241.44
STPSA6019/XX/XXX/AWH	60x19 Fixed Acrylic Privacy Screen	$307.14
STPSA6019/XX/XXX/AXX	60x19 Fixed Acrylic Privacy Screen	$312.13
STPSA6613/XX/XXX/ACS	66x13 Fixed Acrylic Privacy Screen	$235.80
STPSA6613/XX/XXX/AWH	66x13 Fixed Acrylic Privacy Screen	$268.09
STPSA6613/XX/XXX/AXX	66x13 Fixed Acrylic Privacy Screen	$275.31
STPSA6619/XX/XXX/ACS	66x19 Fixed Acrylic Privacy Screen	$249.26
STPSA6619/XX/XXX/AWH	66x19 Fixed Acrylic Privacy Screen	$329.43

STPSA6619/XX/XXX/AXX	66x19 Fixed Acrylic Privacy Screen	$333.30
STPSA7213/XX/XXX/ACS	72x13 Fixed Acrylic Privacy Screen	$245.82
STPSA7213/XX/XXX/AWH	72x13 Fixed Acrylic Privacy Screen	$282.57
STPSA7213/XX/XXX/AXX	72x13 Fixed Acrylic Privacy Screen	$286.43
STPSA7219/XX/XXX/ACS	72x19 Fixed Acrylic Privacy Screen	$258.16
STPSA7219/XX/XXX/AWH	72x19 Fixed Acrylic Privacy Screen	$343.90
STPSA7219/XX/XXX/AXX	72x19 Fixed Acrylic Privacy Screen	$348.88
STPSA7813/XX/XXX/ACS	78x13 Fixed Acrylic Privacy Screen	$258.07
STPSA7813/XX/XXX/AWH	78x13 Fixed Acrylic Privacy Screen	$341.58
STPSA7813/XX/XXX/AXX	78x13 Fixed Acrylic Privacy Screen	$343.22
STPSA7819/XX/XXX/ACS	78x19 Fixed Acrylic Privacy Screen	$270.41
STPSA7819/XX/XXX/AWH	78x19 Fixed Acrylic Privacy Screen	$376.19
STPSA7819/XX/XXX/AXX	78x19 Fixed Acrylic Privacy Screen	$377.83

ACRYLIC DIVIDER SCREENS

STDSA	***Acrylic Privacy Screen***
2413	***Size***
1	***Single Screen***
FLE, FRE	***Screen Location (FLE=Fixed Left, FRE=Fixed Right)***
XX	***Frame Color***
XXX	***End Cap Color***
ACS,AWH,AXX	***Acrylic Type (ACS=Translucent, AWH=Markerboard, AXX=Colored)***
FAMILY NAME:	***STDA***

Model Number	Description	Price
STDSA2413/1/FLE/XX/XXX/ACS	24x13 Fixed Acrylic Divider Screen-Left	$150.91
STDSA2413/1/FLE/XX/XXX/AWH	24x13 Fixed Acrylic Divider Screen-Left	$169.85
STDSA2413/1/FLE/XX/XXX/AXX	24x13 Fixed Acrylic Divider Screen-Left	$173.72
STDSA2413/1/FRE/XX/XXX/ACS	24x13 Fixed Acrylic Divider Screen-Right	$150.91
STDSA2413/1/FRE/XX/XXX/AWH	24x13 Fixed Acrylic Divider Screen-Right	$169.85
STDSA2413/1/FRE/XX/XXX/AXX	24x13 Fixed Acrylic Divider Screen-Right	$173.72
STDSA2419/1/FLE/XX/XXX/ACS	24x19 Fixed Acrylic Divider Screen-Left	$174.04
STDSA2419/1/FLE/XX/XXX/AWH	24x19 Fixed Acrylic Divider Screen-Left	$207.45
STDSA2419/1/FLE/XX/XXX/AXX	24x19 Fixed Acrylic Divider Screen-Left	$216.90
STDSA2419/1/FRE/XX/XXX/ACS	24x19 Fixed Acrylic Divider Screen-Right	$174.04
STDSA2419/1/FRE/XX/XXX/AWH	24x19 Fixed Acrylic Divider Screen-Right	$207.45
STDSA2419/1/FRE/XX/XXX/AXX	24x19 Fixed Acrylic Divider Screen-Right	$216.90
STDSA3013/1/FLE/XX/XXX/ACS	30x13 Fixed Acrylic Divider Screen-Left	$158.45
STDSA3013/1/FLE/XX/XXX/AWH	30x13 Fixed Acrylic Divider Screen-Left	$184.06
STDSA3013/1/FLE/XX/XXX/AXX	30x13 Fixed Acrylic Divider Screen-Left	$196.83
STDSA3013/1/FRE/XX/XXX/ACS	30x13 Fixed Acrylic Divider Screen-Right	$158.45
STDSA3013/1/FRE/XX/XXX/AWH	30x13 Fixed Acrylic Divider Screen-Right	$184.06
STDSA3013/1/FRE/XX/XXX/AXX	30x13 Fixed Acrylic Divider Screen-Right	$196.83
STDSA3019/1/FLE/XX/XXX/ACS	30x19 Fixed Acrylic Divider Screen-Left	$186.02
STDSA3019/1/FLE/XX/XXX/AWH	30x19 Fixed Acrylic Divider Screen-Left	$223.89
STDSA3019/1/FLE/XX/XXX/AXX	30x19 Fixed Acrylic Divider Screen-Left	$239.99
STDSA3019/1/FRE/XX/XXX/ACS	30x19 Fixed Acrylic Divider Screen-Right	$186.02
STDSA3019/1/FRE/XX/XXX/AWH	30x19 Fixed Acrylic Divider Screen-Right	$223.89
STDSA3019/1/FRE/XX/XXX/AXX	30x19 Fixed Acrylic Divider Screen-Right	$239.99

FABRIC PRIVACY SCREENS

STPSF	***Fabric Privacy Screen***
2413	***Size***
XX	***Frame Color***
XXX	***End Cap Color***
FAMILY NAME:	***STPF***

Model Number	Description	Price
STPSF2413/XX/XXX	24x13 Fixed Fabric Privacy Screen	$126.31

STPSF2419/XX/XXX	24x19 Fixed Fabric Privacy Screen	$143.04
STPSF3013/XX/XXX	30x13 Fixed Fabric Privacy Screen	$136.06
STPSF3019/XX/XXX	30x19 Fixed Fabric Privacy Screen	$156.14
STPSF3031/XX/XXX	30x31 Fixed Fabric Privacy Screen	$184.47
STPSF3613/XX/XXX	36x13 Fixed Fabric Privacy Screen	$142.18
STPSF3619/XX/XXX	36x19 Fixed Fabric Privacy Screen	$163.36
STPSF3631/XX/XXX	36x31 Fixed Fabric Privacy Screen	$190.60
STPSF4213/XX/XXX	42x13 Fixed Fabric Privacy Screen	$145.82
STPSF4219/XX/XXX	42x19 Fixed Fabric Privacy Screen	$171.45
STPSF4231/XX/XXX	42x31 Fixed Fabric Privacy Screen	$197.57
STPSF4813/XX/XXX	48x13 Fixed Fabric Privacy Screen	$151.37
STPSF4819/XX/XXX	48x19 Fixed Fabric Privacy Screen	$183.69
STPSF4831/XX/XXX	48x31 Fixed Fabric Privacy Screen	$208.69
STPSF5413/XX/XXX	54x13 Fixed Fabric Privacy Screen	$167.51
STPSF5419/XX/XXX	54x19 Fixed Fabric Privacy Screen	$214.31
STPSF6013/XX/XXX	60x13 Fixed Fabric Privacy Screen	$170.85
STPSF6019/XX/XXX	60x19 Fixed Fabric Privacy Screen	$222.10
STPSF6613/XX/XXX	66x13 Fixed Fabric Privacy Screen	$177.54
STPSF6619/XX/XXX	66x19 Fixed Fabric Privacy Screen	$233.24
STPSF7213/XX/XXX	72x13 Fixed Fabric Privacy Screen	$180.88
STPSF7219/XX/XXX	72x19 Fixed Fabric Privacy Screen	$241.04
STPSF7813/XX/XXX	78x13 Fixed Fabric Privacy Screen	$187.56
STPSF7819/XX/XXX	78x19 Fixed Fabric Privacy Screen	$252.17

FABRIC DIVIDER SCREENS

STPSF	***Fabric Divider Screen***
2413	***Size***
1	***Single Screen***
FLE, FRE	***Screen Location (FLE=Fixed Left, FRE=Fixed Right)***
XX	***Frame Color***
XXX	***End Cap Color***
FAMILY NAME:	***STDF***

Model Number	Description	Price
STDSF2413/1/FLE/XX/XXX	24x13 Fixed Fabric Divider Screen-Left	$123.84
STDSF2413/1/FRE/XX/XXX	24x13 Fixed Fabric Divider Screen-Right	$123.84
STDSF2419/1/FLE/XX/XXX	24x19 Fixed Fabric Divider Screen-Left	$141.33
STDSF2419/1/FRE/XX/XXX	24x19 Fixed Fabric Divider Screen-Right	$141.33
STDSF2431/1/FLE/XX/XXX	24x31 Fixed Fabric Divider Screen-Left	$156.84
STDSF2431/1/FRE/XX/XXX	24x31 Fixed Fabric Divider Screen-Right	$156.84
STDSF3013/1/FLE/XX/XXX	30x13 Fixed Fabric Divider Screen-Left	$155.86
STDSF3013/1/FRE/XX/XXX	30x13 Fixed Fabric Divider Screen-Right	$155.86
STDSF3019/1/FLE/XX/XXX	30x19 Fixed Fabric Divider Screen-Left	$151.08
STDSF3019/1/FRE/XX/XXX	30x19 Fixed Fabric Divider Screen-Right	$151.08
STDSF3031/1/FLE/XX/XXX	30x31 Fixed Fabric Divider Screen-Left	$185.53
STDSF3031/1/FRE/XX/XXX	30x31 Fixed Fabric Divider Screen-Right	$185.53

NEW YORK RIGGER4 MODEL PRICE LIST

Date: 8/1/2022

RIGGER4

RIGGER4 STOOL

CI-O4S	***Rigger4 Stool - Knocked Down***
MSMB, MSPB	***Mesh Seat & Mesh Back / Mesh Seat & Poly Back***
PSMB, PSPB	***Poly Seat & Mesh Back / Poly Seat & Poly Back***
USMB, USPB	***Upholsterable Seat & Mesh Back / Upholsterable Seat & Poly Back***
24, 30	***Height***
XX	***Frame Color***
O4XX	***Seat & Back Color (WH=White, SG=Stone Grey, BL=Black)***
G, NG, NS, S, F	***Glides (Ganging, Non-Ganging, Non-Skid, Steel, Felt)***
FAMILY NAME:	***O4SKD***

Model Number	Description	Price
CI-O4SMSMB/24/XX/O4XX/F	Rigger4 Stool NoArm 24H SledBase Mesh Seat & Back Felt Glides	$202.17
CI-O4SMSMB/24/XX/O4XX/G	Rigger4 Stool NoArm 24H SledBseMeshSt & BackGangingNylGlds	$193.97
CI-O4SMSMB/24/XX/O4XX/NG	Rigger4 Stool NoArm 24H SledBse MeshSt&BackNonGangNylGlds	$198.77
CI-O4SMSMB/24/XX/O4XX/NS	Rigger4 Stool NoArm 24H SledBase Mesh Seat&Back NonSkid Glds	$199.17
CI-O4SMSMB/24/XX/O4XX/S	Rigger4 Stool NoArm 24H SledBase Mesh Seat & Back Steel Glides	$199.77
CI-O4SMSMB/30/XX/O4XX/F	Rigger4 Stool NoArm 30H SledBase Mesh Seat & Back Felt Glides	$205.71
CI-O4SMSMB/30/XX/O4XX/G	Rigger4 Stool NoArm 30H SledBse MeshSt &BackGangingNylGlds	$197.51
CI-O4SMSMB/30/XX/O4XX/NG	Rigger4 Stool NoArm 30H SledBse MeshSt&Back NonGangNylGlds	$202.31
CI-O4SMSMB/30/XX/O4XX/NS	Rigger4 Stool NoArm 30H SledBase Mesh Seat&Back NonSkid Glds	$200.67
CI-O4SMSMB/30/XX/O4XX/S	Rigger4 Stool NoArm 30H SledBase Mesh Seat & Back Steel Glides	$203.31
CI-O4SMSPB/24/XX/O4XX/F	Rigger4 Stool NoArm 24H SledBase Mesh Seat&PolyBack Felt Glds	$181.01
CI-O4SMSPB/24/XX/O4XX/G	Rigger4 Stool NoArm 24H SledBase MeshSt&PolyBack GangNylGlds	$172.81
CI-O4SMSPB/24/XX/O4XX/NG	Rigger4 Stool NoArm 24H SledBse MeshSt&PlyBk NonGangNylGlds	$177.61
CI-O4SMSPB/24/XX/O4XX/NS	Rigger4 Stool NoArm 24H SledBse MeshSt&PolyBack NonSkdGlds	$175.97
CI-O4SMSPB/24/XX/O4XX/S	Rigger4 Stool NoArm 24H SledBase Mesh Seat &Poly BackStlGlides	$178.61
CI-O4SMSPB/30/XX/O4XX/F	Rigger4 Stool NoArm 30H SledBase MeshSeat &PolyBackFelt Glds	$184.55
CI-O4SMSPB/30/XX/O4XX/G	Rigger4 Stool NoArm 30H SledBase MeshSt&PolyBack GangNylGlds	$176.35
CI-O4SMSPB/30/XX/O4XX/NG	Rigger4 Stool NoArm 30H SledBase MeshSt&PlyBkNonGangNylGlds	$181.15
CI-O4SMSPB/30/XX/O4XX/NS	Rigger4 Stool NoArm 30H SledBse MeshSt &PolyBackNonSkidGlds	$179.51
CI-O4SMSPB/30/XX/O4XX/S	Rigger4 Stool NoArm 30H SledBase Mesh Seat &Poly Back Stl Glds	$182.15
CI-O4SPSMB/24/XX/O4XX/F	Rigger4 Stool NoArm 24H SledBase PolySeat& MeshBack Felt Glds	$185.47
CI-O4SPSMB/24/XX/O4XX/G	Rigger4 Stool NoArm 24H SledBse PolySeat&MeshBk GangNylGlds	$177.27
CI-O4SPSMB/24/XX/O4XX/NG	Rigger4 Stool NoArm 24H SledBse PolySt&MeshBkNonGangNylGlds	$182.07
CI-O4SPSMB/24/XX/O4XX/NS	Rigger4 Stool NoArm 24H SledBse Poly St&MeshBack NonSkidGlds	$180.43
CI-O4SPSMB/24/XX/O4XX/S	Rigger4 Stool NoArm 24H SledBse PolySeat& MeshBack Steel Glds	$183.07
CI-O4SPSMB/30/XX/O4XX/F	Rigger4 Stool NoArm 30H SledBase PolySeat& MeshBackFelt Glds	$189.01
CI-O4SPSMB/30/XX/O4XX/G	Rigger4 Stool NoArm 30H SledBse PolySeat&MeshBk GangNylGlds	$180.81
CI-O4SPSMB/30/XX/O4XX/NG	Rigger4 Stool NoArm 30H SledBsePolySt&MeshBkNonGangNylGlds	$185.61
CI-O4SPSMB/30/XX/O4XX/NS	Rigger4 Stool NoArm 30H SledBse Poly St&MeshBackNonSkid Glds	$183.97
CI-O4SPSMB/30/XX/O4XX/S	Rigger4 Stool NoArm 30H SledBase PolySeat& MeshBack SteelGlds	$186.61
CI-O4SPSPB/24/XX/O4XX/F	Rigger4 Stool NoArm 24H SledBase Poly Seat & Back Felt Glides	$164.31
CI-O4SPSPB/24/XX/O4XX/G	Rigger4 Stool NoArm 24H SledBse Poly Seat&Back GangingNylGlds	$156.11
CI-O4SPSPB/24/XX/O4XX/NG	Rigger4 Stool NoArm 24H SledBsePolySt&BackNonGangNyl Glds	$160.91
CI-O4SPSPB/24/XX/O4XX/NS	Rigger4 Stool NoArm 24H SledBase Poly Seat & BackNonSkid Glds	$159.27
CI-O4SPSPB/24/XX/O4XX/S	Rigger4 Stool NoArm 24H SledBase Poly Seat & Back Steel Glides	$161.91
CI-O4SPSPB/30/XX/O4XX/F	Rigger4 Stool NoArm 30H SledBase Poly Seat & Back Felt Glides	$167.85
CI-O4SPSPB/30/XX/O4XX/G	Rigger4 Stool NoArm 30H SledBase Poly Seat&BackGangNyl Glds	$159.65
CI-O4SPSPB/30/XX/O4XX/NG	Rigger4 Stool NoArm 30H SledBse PolySt&BackNonGangNyl Glds	$164.45
CI-O4SPSPB/30/XX/O4XX/NS	Rigger4 Stool NoArm 30H SledBase Poly Seat&Back NonSkidGlds	$162.81
CI-O4SPSPB/30/XX/O4XX/S	Rigger4 Stool NoArm 30H SledBase Poly Seat & Back Steel Glides	$165.45
CI-O4SUSMB/24/XX/O4XX/F	Rigger4 Stool NoArm 24H SledBse UphSeat & Mesh Back Felt Glds	$205.48
CI-O4SUSMB/24/XX/O4XX/G	Rigger4 Stool NoArm 24H SledBse UphSt&MeshBckGang NylGlds	$197.28
CI-O4SUSMB/24/XX/O4XX/NG	Rigger4 Stool NoArm 24H SledBseUphSt&MeshBckNonGngNyl Glds	$202.08
CI-O4SUSMB/24/XX/O4XX/NS	Rigger4 Stool NoArm 24H SledBse UphSt&MeshBackNonSkidGlds	$200.44

CI-O4SUSMB/24/XX/O4XX/S	Rigger4 Stool NoArm 24H SledBase UphSeat & Mesh Back Stl Glds	$203.08
CI-O4SUSMB/30/XX/O4XX/F	Rigger4 Stool NoArm 30H SledBase UphSeat & Mesh BackFelt Glds	$209.02
CI-O4SUSMB/30/XX/O4XX/G	Rigger4 Stool NoArm 30H SledBseUphSt&MeshBckGangNyl Glds	$200.82
CI-O4SUSMB/30/XX/O4XX/NG	Rigger4 Stool NoArm 30H SledBseUphSt&MeshBckNonGngNyl Glds	$205.62
CI-O4SUSMB/30/XX/O4XX/NS	Rigger4 Stool NoArm 30H SledBse UphSt&MeshBack NonSkidGlds	$203.98
CI-O4SUSMB/30/XX/O4XX/S	Rigger4 Stool NoArm 30H SledBase UphSt & Mesh Back Steel Glds	$206.62
CI-O4SUSPB/24/XX/O4XX/F	Rigger4 Stool NoArm 24H SledBase UphSeat & Poly Back Felt Glds	$184.32
CI-O4SUSPB/24/XX/O4XX/G	Rigger4 Stool NoArm 24H SledBseUphSt&PolyBckGangingNyl Glds	$176.12
CI-O4SUSPB/24/XX/O4XX/NG	Rigger4 Stool NoArm 24H SledBseUphSt&PolyBckNonGngNyl Glds	$180.92
CI-O4SUSPB/24/XX/O4XX/NS	Rigger4 Stool NoArm 24H SledBase UphSt&PolyBack NonSkid Glds	$179.28
CI-O4SUSPB/24/XX/O4XX/S	Rigger4 Stool NoArm 24H SledBse UphSeat & Poly Back Steel Glds	$181.92
CI-O4SUSPB/30/XX/O4XX/F	Rigger4 Stool NoArm 30H SledBase UphSeat & Poly Back Felt Glds	$187.86
CI-O4SUSPB/30/XX/O4XX/G	Rigger4 Stool NoArm 30H SledBseUphSt&PolyBckGangingNyl Glds	$179.66
CI-O4SUSPB/30/XX/O4XX/NG	Rigger4 Stool NoArm 30H SledBseUphSt&PolyBckNonGngNyl Glds	$184.46
CI-O4SUSPB/30/XX/O4XX/NS	Rigger4 Stool NoArm 30H SledBse UphSeat&PolyBckNonSkid Glds	$182.82
CI-O4SUSPB/30/XX/O4XX/S	Rigger4 Stool NoArm 30H SledBse UphSeat & Poly Back Steel Glds	$185.46

RIGGER4 SLED

CI-O4	***Rigger4 Sled - Knocked Down***
MSMB, MSPB	***Mesh Seat & Mesh Back / Mesh Seat & Poly Back***
USMB, USPB	***Upholsterable Seat & Mesh Back / Upholsterable Seat & Poly Back***
PSMB, PSPB	***Poly Seat & Mesh Back / Poly Seat & Poly Back***
XX	***Frame Color***
O4XX	***Seat & Back Color (WH=White, SG=Stone Grey, BL=Black)***
G, NG, NS, S, F	***Glides (Ganging, Non-Ganging, Non-Skid, Steel, Felt)***
FAMILY NAME:	***O4KD***

Model Number	Description	Price
CI-O4MSMB/XX/O4XX/F	Rigger4 No Arm Sled Base Mesh Seat & Back Ganging FeltGlides	$146.56
CI-O4MSMB/XX/O4XX/G	Rigger4 No Arm Sled Base Mesh Seat & Back Ganging NylonGlds	$137.44
CI-O4MSMB/XX/O4XX/NG	Rigger4 No Arm Sled Base Mesh St&BackNonGanging NylonGlds	$142.04
CI-O4MSMB/XX/O4XX/NS	Rigger4 No Arm Sled Base Mesh Seat & Back Non-Skid Glides	$141.52
CI-O4MSMB/XX/O4XX/S	Rigger4 No Arm Sled Base Mesh Seat & Back Steel Glides	$144.16
CI-O4MSPB/XX/O4XX/F	Rigger4 No Arm Sled Base MeshSeat&PolyBack Gngng FeltGlides	$125.40
CI-O4MSPB/XX/O4XX/G	Rigger4 No Arm Sled Base MeshSeat&PolyBack Gngng NylonGlds	$116.28
CI-O4MSPB/XX/O4XX/NG	Rigger4 No Arm Sled Base MeshSeat&PolyBack NonGngNylonGlds	$120.88
CI-O4MSPB/XX/O4XX/NS	Rigger4 No Arm Sled Base Mesh Seat & PolyBack Non-Skid Glides	$120.36
CI-O4MSPB/XX/O4XX/S	Rigger4 No Arm Sled Base Mesh Seat & Poly Back Steel Glides	$123.00
CI-O4PSMB/XX/O4XX/F	Rigger4 No Arm Sled Base Poly Seat&MeshBk GangingFeltGlides	$129.86
CI-O4PSMB/XX/O4XX/G	Rigger4 No Arm Sled Base Poly Seat&MeshBk GangingNylonGlds	$120.74
CI-O4PSMB/XX/O4XX/NG	Rigger4 No Arm Sled Base Poly Seat&MeshBk NonGngNylonGlds	$125.34
CI-O4PSMB/XX/O4XX/NS	Rigger4 No Arm Sled Base Poly Seat & Mesh Back Non-Skid Glides	$124.82
CI-O4PSMB/XX/O4XX/S	Rigger4 No Arm Sled Base Poly Seat & Mesh Back Steel Glides	$127.46
CI-O4PSPB/XX/O4XX/F	Rigger4 No Arm Sled Base PolySeat&Poly Back Ganging FeltGlds	$108.70
CI-O4PSPB/XX/O4XX/G	Rigger4 No Arm Sled Base PolySeat&PolyBackGanging NylonGlds	$99.58
CI-O4PSPB/XX/O4XX/NG	Rigger4 No Arm Sled Base PolySeat&PolyBackNonGangNylon Glds	$104.18
CI-O4PSPB/XX/O4XX/NS	Rigger4 No Arm Sled Base Poly Seat & Poly Back Non-Skid Glides	$103.66
CI-O4PSPB/XX/O4XX/S	Rigger4 No Arm Sled Base Poly Seat & Poly Back Steel Glides	$106.30
CI-O4USMB/XX/O4XX/F	Rigger4 No Arm Sled Base Uph Seat&MeshBck GangingFeltGlds	$149.87
CI-O4USMB/XX/O4XX/G	Rigger4 No Arm Sled Base Uph Seat&MeshBck GangingNylonGlds	$140.75
CI-O4USMB/XX/O4XX/NG	Rigger4 No Arm Sled Base Uph St&MeshBck NonGngingNylonGlds	$145.35
CI-O4USMB/XX/O4XX/NS	Rigger4 No Arm Sled Base Uph Seat & Mesh Back Non-Skid Glides	$144.83
CI-O4USMB/XX/O4XX/S	Rigger4 No Arm Sled Base Uph Seat & Mesh Back Steel Glides	$147.47
CI-O4USPB/XX/O4XX/F	Rigger4 No Arm Sled Base UphSeat&PolyBack Ganging FeltGlides	$128.71
CI-O4USPB/XX/O4XX/G	Rigger4 No Arm Sled Base UphSeat&PolyBack Ganging NylonGlds	$119.59
CI-O4USPB/XX/O4XX/NG	Rigger4 No Arm Sled Base UphSeat&PolyBack NonGngNylonGlds	$124.19
CI-O4USPB/XX/O4XX/NS	Rigger4 No Arm Sled Base Uph Seat & Poly Back Non-Skid Glides	$123.67
CI-O4USPB/XX/O4XX/S	Rigger4 No Arm Sled Base Uph Seat & Poly Back Steel Glides	$126.31

NEW YORK RIGGER4 MODEL PRICE LIST

Date: 8/1/2022

RIGGER4 FOUR LEG

CI-O4LNA, CI-O4LWA	***Rigger4 Leg No Arm / Opt4 4 Leg With Arm - Knocked Down***
MSMB, MSPB, PSMB, PSPB	***Mesh Seat & Mesh Back, Mesh Seat & Poly Back, Poly Seat & Mesh Back, Poly Seat & Poly Back***
USMB, USPB	***Upholsterable Seat & Mesh Back / Upholsterable Seat & Poly Back***
XX/O4XX	***XX=Frame Color, O4XX=Seat & Back Color (WH=White, SG=Stone Grey, BL=Black)***
GBL, GSG, C, S	***GBL = Black Glide, GSG = Stone Grey Glide, C = Carpet Casters, S = Soft Wheel Casters***
FAMILY NAME:	***O4LKD***

Model Number	Description	Price
CI-O4LNAMSMB/XX/O4XX/GBL	Rigger4 Four Leg Armless Mesh Seat & Back Black Glides	$167.47
CI-O4LNAMSMB/XX/O4XX/GSG	Rigger4 Four Leg Armless Mesh Seat & Back Stone Grey Glides	$167.47
CI-O4LNAMSMBC/XX/O4XX/C	Rigger4 Four Leg Armless Mesh Seat & Mesh Back Carpet Casters	$167.51
CI-O4LNAMSMBC/XX/O4XX/S	Rigger4 Four Leg Armless Mesh Seat&Mesh Back Soft WheelCstrs	$169.71
CI-O4LNAMSPB/XX/O4XX/GBL	Rigger4 Four Leg Armless Mesh Seat & Poly Back Black Glides	$146.31
CI-O4LNAMSPB/XX/O4XX/GSG	Rigger4 Four Leg Armless Mesh Seat & Poly Back Stone Grey Glds	$146.31
CI-O4LNAMSPBC/XX/O4XX/C	Rigger4 Four Leg Armless Mesh Seat & Poly Back Carpet Casters	$146.35
CI-O4LNAMSPBC/XX/O4XX/S	Rigger4 Four Leg Armless Mesh Seat & Poly Back SoftWheelCstrs	$148.55
CI-O4LNAPSMB/XX/O4XX/GBL	Rigger4 Four Leg Armless Poly Seat & Mesh Back Black Glides	$150.77
CI-O4LNAPSMB/XX/O4XX/GSG	Rigger4 Four Leg Armless Poly Seat & Mesh Back Stone Grey Glds	$150.77
CI-O4LNAPSMBC/XX/O4XX/C	Rigger4 Four Leg Armless Poly Seat Mesh Back Carpet Casters	$150.81
CI-O4LNAPSMBC/XX/O4XX/S	Rigger4 Four Leg Armless Poly Seat Mesh Back SoftWheel Casters	$153.01
CI-O4LNAPSPB/XX/O4XX/GBL	Rigger4 Four Leg Armless Poly Seat & Poly Back Black Glides	$129.61
CI-O4LNAPSPB/XX/O4XX/GSG	Rigger4 Four Leg Armless Poly Seat & Poly Back StoneGrey Glides	$129.61
CI-O4LNAPSPBC/XX/O4XX/C	Rigger4 Four Leg Armless Poly Seat Poly Back Carpet Casters	$129.65
CI-O4LNAPSPBC/XX/O4XX/S	Rigger4 Four Leg Armless Poly Seat Poly Back SoftWheel Casters	$131.85
CI-O4LNAUSMB/XX/O4XX/GBL	Rigger4 Four Leg Armless Uph Seat & Mesh Back Black Glides	$167.10
CI-O4LNAUSMB/XX/O4XX/GSG	Rigger4 Four Leg Armless Uph Seat & Mesh Back StoneGreyGlides	$167.10
CI-O4LNAUSMBC/XX/O4XX/C	Rigger4 Four Leg Armless Uph Seat & Mesh Back Carpet Casters	$167.14
CI-O4LNAUSMBC/XX/O4XX/S	Rigger4 Four Leg Armless Uph Seat & Mesh Back Soft Wheel Cstrs	$169.34
CI-O4LNAUSPB/XX/O4XX/GBL	Rigger4 Four Leg Armless Uph Seat & Poly Back Black Glides	$145.94
CI-O4LNAUSPB/XX/O4XX/GSG	Rigger4 Four Leg Armless Uph Seat & Poly Back StoneGreyGlides	$145.94
CI-O4LNAUSPBC/XX/O4XX/C	Rigger4 Four Leg Armless Uph Seat & Poly Back Carpet Casters	$145.98
CI-O4LNAUSPBC/XX/O4XX/S	Rigger4 Four Leg Armless Uph Seat & Poly Back Soft Wheel Cstrs	$148.18
CI-O4LWAMSMB/XX/O4XX/GBL	Rigger4 Four Leg Arm Mesh Seat & Back Black Glides	$194.29
CI-O4LWAMSMB/XX/O4XX/GSG	Rigger4 Four Leg Arm Mesh Seat & Back Stone Grey Glides	$194.29
CI-O4LWAMSMBC/XX/O4XX/C	Rigger4 Four Leg Arm Mesh Seat Mesh Back Carpet Casters	$194.33
CI-O4LWAMSMBC/XX/O4XX/S	Rigger4 Four Leg Arm Mesh Seat Mesh Back Soft Wheel Casters	$196.53
CI-O4LWAMSPB/XX/O4XX/GBL	Rigger4 Four Leg Arm Mesh Seat & Poly Back Black Glides	$173.13
CI-O4LWAMSPB/XX/O4XX/GSG	Rigger4 Four Leg Arm Mesh Seat & Poly Back Stone Grey Glides	$173.13
CI-O4LWAMSPBC/XX/O4XX/C	Rigger4 Four Leg Arm Mesh Seat Poly Back Carpet Casters	$173.17
CI-O4LWAMSPBC/XX/O4XX/S	Rigger4 Four Leg Arm Mesh Seat Poly Back Soft Wheel Casters	$175.37
CI-O4LWAPSMB/XX/O4XX/GBL	Rigger4 Four Leg Arm Poly Seat & Mesh Back Black Glides	$177.59
CI-O4LWAPSMB/XX/O4XX/GSG	Rigger4 Four Leg Arm Poly Seat & Mesh Back Stone Grey Glides	$177.59
CI-O4LWAPSMBC/XX/O4XX/C	Rigger4 Four Leg Arm Poly Seat Mesh Back Carpet Casters	$177.63
CI-O4LWAPSMBC/XX/O4XX/S	Rigger4 Four Leg Arm Poly Seat Mesh Back Soft Wheel Casters	$179.83
CI-O4LWAPSPB/XX/O4XX/GBL	Rigger4 Four Leg Arm Poly Seat & Poly Back Black Glides	$156.43
CI-O4LWAPSPB/XX/O4XX/GSG	Rigger4 Four Leg Arm Poly Seat & Poly Back Stone Grey Glides	$156.43
CI-O4LWAPSPBC/XX/O4XX/C	Rigger4 Four Leg Arm Poly Seat Poly Back Carpet Casters	$156.47
CI-O4LWAPSPBC/XX/O4XX/S	Rigger4 Four Leg Arm Poly Seat Poly Back Soft Wheel Casters	$158.67
CI-O4LWAUSMB/XX/O4XX/GBL	Rigger4 Four Leg Arm Uph Seat & Mesh Back Black Glides	$193.92
CI-O4LWAUSMB/XX/O4XX/GSG	Rigger4 Four Leg Arm Uph Seat & Mesh Back StoneGreyGlides	$193.92
CI-O4LWAUSMBC/XX/O4XX/C	Rigger4 Four Leg Arm Uph Seat & Mesh Back Carpet Casters	$193.96
CI-O4LWAUSMBC/XX/O4XX/S	Rigger4 Four Leg Arm Uph Seat & Mesh Back Soft Wheel Cstrs	$196.16
CI-O4LWAUSPB/XX/O4XX/GBL	Rigger4 Four Leg Arm Uph Seat & Poly Back Black Glides	$172.76
CI-O4LWAUSPB/XX/O4XX/GSG	Rigger4 Four Leg Arm Uph Seat & Poly Back StoneGreyGlides	$172.76
CI-O4LWAUSPBC/XX/O4XX/C	Rigger4 Four Leg Arm Uph Seat & Poly Back Carpet Casters	$172.80
CI-O4LWAUSPBC/XX/O4XX/S	Rigger4 Four Leg Arm Uph Seat & Poly Back Soft Wheel Cstrs	$175.00

NEW YORK SEATING COMPONENTS PRICE LIST

Date: 8/1/2022

Part Number	Description	Unit Price
02.0006.X	Seat Liner	$12.24
02.0007.X	Back Liner	$7.79
02.0015.X	Board, Nesting Chair Seat	$10.82
03.0011.X	Seat Foam, Slab	$2.39
03.0013.X	Back Foam, Slab	$2.30
03.0021.X	Foam, Seat, Nest (Molded) Air	$9.35
03.0022	Foam, Seat, Stack/Ped(Molded) Air	$9.35
03.0101.X	Foam Seat Pad Molded	$7.40
03.0104.X	Foam, Back Molded	$5.85
03.0105.X	Foam, Rigger4 Seat Slab	$4.45
03.1026.X	Seat Foam	$2.48
03.1027.X	Back Foam	$2.17
06.0096.X	Flat Head Screw for Glide	$0.51
06.0181.X	Plug , G2 Arm Support Tube End	$1.11
06.0490.F.X	Ganging Polycarbonate Glide - F	$0.86
06.0490.M.X	Ganging Polycarbonate Glide - M	$0.86
06.0495.F.X	Ganging Steel Glide - F	$1.47
06.0495.M.X	Ganging Steel Glide - M	$1.47
06.0814.XX.X	Arm Pad	$7.24
06.0824.BL.X	24" Base - Black	$12.28
09.0400.BL.C.X	50mm Black Caster	$1.55
09.0440.BL.X	60mm Caster Den -(KD) - Black	$1.63
09.0441.BL.X	60mm Caster Den Sft Whl Black (KD)	$2.63
10.0082.X	Wave Steel Glide, Heel LH	$2.07
10.0083.X	Wave Steel Glide, Heel RH	$2.07
10.0085.X	Wave Steel Glide Toe (Chair)	$2.19
10.0089.X	Wave Nylon Glide, Heel LH	$2.07
10.0090.X	Wave Nylon Glide, Heel RH	$2.07
10.0091.X	Wave Glide, Nylon Toe	$2.19
10.0099.L.A.X	Ganging Glide Left, Rigger4	$0.80
10.0099.R.A.X	Ganging Glide Right, Rigger4	$0.80
10.0128.X	Glide - Non Skid	$1.93
10.0134.X	Wave Asm Heel RH Solo W/Felt	$2.72
10.0135.X	Wave Asm Heel LH Solo W/Felt	$2.72
10.0136.X	Wave Asm Toe Solo W/Felt (Chair)	$2.80
10.0150.X	Bell Glide - 2 Inch	$3.24
10.0190.X	Steel Glide Standard	$0.54
10.0220.X	Glide - Swivel Poly	$0.94
10.0221.X	Cap, for Swivel Poly Glide	$0.46
10.0222.X	Glide, Swivel Felt Glide	$1.13
10.0223.X	Cap, for Swivel Felt Glide	$0.81
12.0011.X	Screw, M6X18 PH BOS CZ	$0.15
12.0055.CZ.X	10 x 1/2 PTH Seat Upholstery Liner Screws	$0.07
12.0074.P.X	Screw, 1/4-20X5/8-LOPAN (Shell To Frame Screw)	$0.15
12.0110.XX	Screw 10-24x1/2 PH TRS HD M/S SC Phillips Truss Head	$0.07
12.0111.XX.X	Screw 10-24x3/8 PH TRS HD M/S SC Phillips Truss Head	$0.24
12.0241.XXX	1/4-20 x 3/4 Arm Pad Screw	$0.51
12.0332.X	Screw, 5/16x18-1-1/4NCTHRD Cut	$0.17
12.0485.X	Screw,K50-2.24 X 13MM,6Lobe	$0.15
12.0578	Set Screw,1/4-20 X 3/8 Socket	$0.06
12.0696.TR.X	#8 x 5/8" Oval Head Torx Drive	$0.05
12.0696.X	8x5/8 Oval Head Phillips Drive	$0.05
12.0712.X	.5" Piper Pal Nut	$0.26
12.0740.X	Tablet Arm Clip	$1.34
12.0834.X	Screw, Seat Rigger4	$0.30
12.0835.XX.X	Screw, Back Rigger4 (XX=WH, SG, BL)	$0.35

NEW YORK SEATING COMPONENTS PRICE LIST

Date: 8/1/2022

Part Number	Description	Unit Price
12.0836.X	Screw, Glide Rigger4	$0.23
12.0838.X	Rigger4 Screw, Seat Liner Attach	$0.24
12.1020.X	Screw, #10 24X5/8 PH TRS HD	$0.22
12.1992.X	Screw, 1/4-20x.5 6-Lobe PH	$0.16
12.2003.X	Screw 5/16-18X3/4HX SLF Frame	$0.21
12.2010.X	Screw M6XM16 PPH Black W/Nyloc	$0.23
12.2012.P	Screw 10-24X1/2 PPH ZC w/patch	$0.09
12.4016.X	Screw #8x1/2PH HD T-25 T/C	$0.14
12.5069.X	Screw 10-24 x 1/2" PH PN THD FRM	$0.14
12.9003	Screw,12X1 PH FLTHD TAB T/S Z	$0.13
12.9013.X	Screw,#10-24 X 1" SHCS Zinc	$0.22
12.9017.X	Mesh Back Screw, M5X25 A2 SS FSHCS OX W/PTCH	$0.13
12.9039.X	#10-5/8 PHPH Screw	$0.13
13.3140	Snap Hang Tag	$0.01
13.5236	HANG TAG BREATH	$0.33
15.0999.A	Cylinder, Wave	$8.82
15.1002.X	Stool Cylinder (KD)	$22.97
15.1078.X	Height Adjustment Cylinder	$13.36
15.1084.X	Height Adjustment Cylinder Titan	$14.03
15.5550.X	Stool Foot Ring	$30.54
32.12.7011.X	10-24 Nylon Stop Nut - Zinc	$0.07
45.2104.L.CH.X	Weldment, Left Base Chrome	$17.17
45.2104.R.CH.X	Weldment, Right Base Chrome	$17.17
46.0385.XX.X	Leg Tube End Cap	$0.98
46.0386.XX.X	Caster Bushing	$0.52
46.0451.ENBL.X	Tube End Cap	$0.27
46.0453.X	#8x1/2 Torx FLHD AB BLZN (KD) Screw	$0.18
46.0466.X	Desk Screw, K50-2.24 X 13MM,T-20 Trx	$0.15
46.0542.2.CH	Leg Adjustable Desk Chrome	$9.92
46.0647	Glide,Self Level, 1" Length	$0.99
46.1006.X	Stack Bumper Sides	$0.57
46.2995.XX.X	Pedestal/Stool Base - 5-Blade	$20.47
46.3143.X	Stop, 75 Deg Outer G2/K2 Tab Pvt	$1.28
46.3145.X	Stop, 75 Deg Inner G2/K2 Tab Pvt	$1.28
46.3281.X	Rubber/PVC Glide	$1.18
46.3282.X	Polycarbonate Glide	$0.34
46.3283.X	Stainless Steel Glide	$0.77
46.3328.X	Screw, #12 x 3/4" PPG T-A (Laminate)	$0.16
46.3333.XXMH.X	Backrest Assembly, Mesh	$45.80
46.3338.L.BL	Arm Cap Torsion Air LH	$1.11
46.3338.R.BL	Arm Cap Torsion Air RH	$1.11
46.3339.L.BL	Pin Cover, Torsion Tube Left	$0.93
46.3339.R.BL	Pin Cover, Torsion Tube Right	$0.93
46.3340.L.BL.X	Back Upright, Nesting, With Arm LH	$17.54
46.3340.R.BL.X	Back Upright, Nesting, With Arm RH	$17.54
46.3341.L.XX.X	Back Upright, Nesting, No Arm LH	$10.52
46.3341.R.XX.X	Back Upright, Nesting, No Arm RH	$10.52
46.3342.L.BL.X	Back Upright, Stack, W/Arm LH	$16.78
46.3342.R.BL.X	Back Upright, Stack, W/Arm RH	$16.78
46.3343.L.BL.X	Back Upright, Stack, No Arm LH	$11.70
46.3343.R.BL.X	Back Upright, Stack, No Arm RH	$11.70
46.3344.BL.X	Shroud, Nesting Chair Seat	$10.19
46.3345.U	Line, Seat, Stack or Ped	$7.02
46.3346.BL	Shroud, Seat, Stacking	$4.68
46.3347.BL	Shroud, Seat, Pedestal	$4.96
46.3367.BL.X	Tube End Cap	$0.32

NEW YORK SEATING COMPONENTS PRICE LIST

Date: 8/1/2022

Part Number	Description	Unit Price
46.3580.BL.X	G2-RH/K2-LH Hinge Silver Pin	$16.41
46.3815.O4XX.AX	Poly Seat Rigger4	$18.83
46.3815.O4XX.DX	Seat Drilled for Upholstery Rigger 4	$22.21
46.3816.O4XX.AX	Mesh Seat Rigger4	$35.53
46.3817.O4XX.AX	Poly Back Rigger4	$24.05
46.3818.O4XX.AX	Mesh Back Rigger4	$45.21
46.3820.X	Seat Uph Liner Rigger4	$6.58
46.4111.BL.X	Glide, Rigger4 Four Leg Black	$3.34
46.4111.SG.X	Glide, Rigger4 Four Leg Stone Grey	$3.34
46.4112.BL.X	Bushing, Rigger4 Four Leg Caster	$1.90
46.4113.BL.X	Caster, 50mm Swivel Soft Wheel 1 3/8" Stem	$2.00
46.4114.XX.X	Rigger4 Leg Chair Frame	$68.39
46.4115.XX.X	Bumper, Rigger4 (XX=WH, SG, BL)	$1.06
46.4116.BL.X	Caster, 50MM Swivel Hard Wheel 1 3/8" Stem	$1.45
46.4117.X	Screw, M4 X 12mm PBH S/T	$0.39
46.4119.XX.X	Rigger4 W/Arm Leg Chair Frame	$84.07
46.4120.L.XX.X	Arm Cap, Rigger4 4 Leg LH (XX=WH, SG, BL)	$5.22
46.4120.R.XX.X	Arm Cap, Rigger4 4 Leg RH (XX=WH, SG, BL)	$5.22
46.4330.X	Felt Glide	$1.23
46.4331.X	Glide Cap, Felt	$1.36
46.4334.X	Glide Body, Snap-Fit Caps	$1.21
46.4337.X	Glide Cap, Nylon	$0.51
46.4338.X	Glide Cap Steel	$0.76
46.4339.X	Glide Cap Non-Skid	$0.61
46.4340.X	Glide Body Base Snap-Fit Caps	$0.40
46.5112.X	Stacking Bumper, Maestro	$0.37
46.5369.XX.X	End Plug, Single ,1" Round Tube	$0.46
46.5388.L.X	Bushing, Left Hand Back Mechanism Slide	$1.68
46.5388.R.X	Bushing, Right Hand Back Mechanism Slide	$1.68
46.5389.X	Bumper, Back Mechanism Spring	$1.01
46.5390.X	Retainer, Back Spring Preload	$1.39
46.5391.L.XX.X	Grazie Armrest Left Hand	$8.35
46.5391.R.XX.X	Grazie Armrest Right Hand	$8.35
46.5392.D.XX.X	Grazie Seat - Drilled for Upholstery	$11.41
46.5392.XX.X	Grazie Seat - Poly	$11.70
46.5393.X	Liner, Seat Upholstery	$5.37
46.5394.D.XX.X	Grazie Backrest - Drilled For Upholstery	$9.75
46.5394.XX.X	Grazie Backrest - Poly	$7.80
46.5395.BL.X	Liner, Backrest Upholstery	$4.02
46.5396.XX.X	Grazie Shroud Seat	$7.20
46.5397.BL.X	Bushing Caster 7/8"-13 & 14 Gauge	$0.94
46.5402.BL.X	Sled Armrest Support Plug	$1.01
46.5403.X	Silencer, Spring	$0.80
46.5404.X	Armrest Support Plug	$0.94
46.6232.X	Book Box Plastic	$19.77
46.7220.XX.X	Sit/Stand Height Desk Frame	$56.43
46.7222.CH.X	Weldment, Sit/Stand Footrest	$40.40
46.8021.X	Bumper, Tall Front Stacking	$1.42
46.8022.X	Bumper, Stacking Short Front	$1.42
46.8023.X	Bumper, Cantilever Chair Rear	$1.76
46.8105.X	Wave Solo Glide, 4 Leg W/Felt	$2.10
46.8204.X	Wave Nylon Glide, 4 Leg	$1.48
46.9098.XX.X	Weldment, 15" 4 Leg Frame	$29.23
46.9100.XX.X	Weldment, 13" 4 Leg Frame	$28.94
46.9102.XX.X	Weldment, 10" 4 Leg Frame	$28.06
46.9104.B.XXX	Shell, 18" Large Chair Pierced Seat & Back Shell	$28.65

NEW YORK SEATING COMPONENTS PRICE LIST

Date: 8/1/2022

Part Number	Description	Unit Price
46.9104.S.XXX	Shell, 18" Large Chair Pierced Seat Shell	$27.83
46.9104.XXX	Shell, 18" Large Chair	$18.33
46.9105.XXX	Shell, 15" Medium Chair	$16.80
46.9106.XXX	Shell, 13" Small Chair	$14.25
46.9109.BL.X	Plate, 18" Pedestal Chair	$32.87
46.9109.MT.XX.X	Plate, 18" Pedestal Chair Tilt	$24.64
46.9119.BR.XX.X	18" 4 Leg Chair Bookrack Frame & Bookrack	$60.33
46.9119.XX.X	18" 4 Leg Chair 4 Leg Frame	$33.91
46.9120.BR.XX.X	18" Cantilever Chair Bookrack Frame & Bookrack	$61.30
46.9120.XX.X	18" Cantilever Chair Frame	$35.27
46.9125.BL	Plug, Shell Gate (Sonic Weld)	$0.38
46.9129.XX.X	13" Cantilever Chair Frame	$28.50
46.9130.XX.X	15" Cantilever Chair Frame	$29.13
46.9142.X	Bumper, Stacking Rear	$1.42
46.9147.X	Wave Steel Glide, 4-Leg	$1.48
46.9198.BL.X	Plate, 15" Pedestal Chair	$29.35
46.9215.XX.X	Weldment, Book Rack	$30.99
46.9258.XX.X	29" Cantilever Desk Frame	$50.72
46.9259.XX.X	Adjustable Cantilever Desk Frame	$44.23
46.9260.XX.X	ADA Cantilever Desk Frame	$106.05
46.9264.BR.XX.X	Weldment, Double Entry Desk With Bookrack	$95.98
46.9264.XX.X	Weldment, Double Entry Desk	$74.79
46.9266.XX.X	XL Double Entry Desk Frame	$106.86
46.9267.XX.X	XL Double Entry Desk Frame Bookrack	$112.97
46.9268.XX.X	Café Stool Wave Frame 30"	$120.65
46.9269.XX.X	Frame, Wave 15" 4 Leg Caster	$34.10
46.9270.BR.XX.X	Frame, Wave 18" 4 Leg Caster With Bookrack	$55.18
46.9270.XX.X	Frame, Wave 18" 4 Leg Caster	$39.18
46.9287.LXX	Top - 26" x 19" Hard Plastic Top Curved Front	$36.36
46.9288.LXX	Hard Plastic Top for Trapezoid 4-Leg Desk	$46.17
46.9294.LXX	Top for 26x20 ADA 4-Leg Desk	$50.67
46.9308.XX.X	Wave, Upper Adjustable Leg for Trapezoid Desk	$13.93
46.9312.X	Plug, Front Caster Chair	$1.45
46.9313.X	Plug, Rear Caster Chair	$1.45
46.9316	Adjustable Leg 4-Leg Lower Tube	$4.60
46.9318.XX.X	Fixed 29" Leg for the Wave 4-Leg/Trapezoid Desk	$15.15
46.9321.X	Back Liner	$2.91
46.9322.X	Seat Liner	$3.16
46.9335.X	Book Bag Hook	$1.30
46.9359.XX	Book Box Plastic Large	$11.84
46.9372.LXX	Hard Plastic Linear Top for Tripod Desk	$57.01
46.9378.LXX	Top - 26" x 19" Hard Plastic Top for Cantilever Desk Straight Front	$36.36
46.9384.XX.X	Wave, Adjustable Tripod Leg	$45.45
46.9389.XX.X	Café Stool Wave Frame 24"	$117.14
53.0003.BL.AX	Torsion Air Ped Seat Weldment Black	$30.40
53.0004.LH.RXXX	Torsion Glide Left Rear	$2.79
53.0004.RH.RXXX	Torsion Glide Right Rear	$2.79
53.0005.XXX	Torsion Glide Front	$2.93
53.0015.BLX	Pivot Bracket Tablet Arm	$0.81
53.0141.LH.XX.X	Upright Tube Left Hand	$7.41
53.0141.RH.XX.X	Upright Tube Right Hand	$7.41
53.0170.X	Spring, Back Support Mechanism Red	$0.89
53.1126.X	Pivot Bushing	$0.48
53.8455.XX.X	Cantilever Arm Weldment	$25.61
7SCR14X1	Screw Mech/Frame To Seat Board/Arm	$0.20
7SCR14X12	Slider to Mech & Arm Cap Screw	$0.75

NEW YORK SEATING COMPONENTS PRICE LIST

Date: 8/1/2022

Part Number	Description	Unit Price
7SCR14X34	Screw-J Bar To Ratchet	$0.20
7SCR51615HEX	Screw Mounting Screw Arm Frame	$0.73
7SCR516X34FHEX	Screw Back Assm To Mechanism	$0.73
7SCRM10X25	Screw Back Assembly to Mechanism	$0.80
7SCRM4X19	Front Sled Stopper Glide Screw	$0.20
7SCRM6X24	Screw Snap Mechanism	$0.58
7SCRM6X25	Upright to Back Screw	$0.61
7SCRM6X32	Kismet Back Screw	$0.39
7SCRM8X10	Ratchet to J-Bar Screw	$0.40
7STPAPER	Dust Cover	$3.69
7USCKI64	Seat Dust Cover	$0.99
85.4815.XX.X	Rigger4 Frame	$52.20
85.4817.XX.X	Rigger4 Frame	$52.20
85.4819.XX.X	Rigger4 24" Stool Frame	$107.81
85.4820.XX.X	Rigger4 30" Stool Frame	$111.35
85.4821.XX.X	Rigger4 24" Stool Frame-Uph	$107.81
85.4822.XX.X	Rigger4 30" Stool Frame-Uph	$111.35
85.4832.XXX	Piper Frame (Glide/No Glide/Ganging)	$28.36
85.4840.XXX	Piper Back	$7.72
85.4841.XXX	Piper Back Drilled	$9.18
85.4845.XXX	Piper Seat	$9.23
85.4846.XXX	Piper Seat Drilled	$10.54
85.6045.XX.AX	Navigator Air Four Leg Chair Frame	$41.87
85.7000.X	Seat Foam	$10.03
85.8755.XX.AX	Navigator Air Frame Sled Base	$55.70
85.8756.L.XX.AX	Navigator Air Frame Tablet Arm Left	$114.92
85.8756.R.XX.AX	Navigator Air Frame Tablet Arm Right	$114.92
85.8759.L.XX.AX	Torsion Air Tablet Arm Frame Left Hand	$71.50
85.8759.R.XX.AX	Torsion Air Tablet Arm Frame Right Hand	$71.50
85.8788.XX.X	Tablet Arm Frame Left Hand	$66.98
85.8789.XX.X	Tablet Arm Frame Right Hand	$66.98
85.8790.XX.AX	Navigator Air Chair Frame	$48.76
85.8790.XX.X	Chair Frame Weldment	$46.61
85.8791.L.XX.X	Left Back Support Weldment	$8.43
85.8791.R.XX.X	Right Back Support Weldment	$8.43
86.6225.XX	Adj Painted Leg Assembly (Set of 4)	$61.96
87.0212.L.XX.AX	Navigator Air Frame Nest Tablet Arm Left	$75.80
87.0212.R.XX.AX	Navigator Air Frame Nest Tablet Arm Right	$75.80
87.0361.XX.X	Weldment, 4-Leg No-Arm Frame	$66.81
87.0362.XX.X	Weldment, 4-Leg Arm Chair Frame	$89.59
87.0363.XX.X	Weldment, Caster 4-Leg No-Arm Frame	$66.81
87.0364.XX.X	Weldment, Caster 4-Leg Arm Chair Frame	$82.91
87.0365.XX.X	Weldment, Sled Chair No Arm Frame	$67.60
87.0366.XX.X	Weldment, Sled Chair With Arm Frame	$95.31
87.0367.XX.X	Weldment, Pedestal No Arm Chair Base Plate	$49.39
87.0368.XX.X	Weldment, Pedestal Armchair Base Plate	$62.02
87.0371.L.XX.X	Weldment Base, 4 Leg T-Arm Left Hand	$105.79
87.0371.R.XX.X	Weldment Base, 4 Leg T-Arm Right Hand	$105.79
87.0374.L.XX.X	Weldment Base, 4 Leg T-Arm Left Hand for Casters	$106.34
87.0374.R.XX.X	Weldment Base, 4 Leg T-Arm Right Hand for Casters	$106.34
87.0377.L.XX.X	Weldment Base, Sled T-Arm Left Hand	$119.42
87.0377.R.XX.X	Weldment Base, Sled T-Arm Right Hand	$119.42
87.0380.XX.X	Weldment, Café Stool 24" No Arm Frame	$124.71
87.0381.XX.X	Weldment, Café Stool 24" With Arm Frame	$157.51
87.0383.XX.X	Weldment, Café Stool 30" No Arm Frame	$124.71
87.0384.XX.X	Weldment, Café Stool 30" With Arm Frame	$157.51

NEW YORK SEATING COMPONENTS PRICE LIST

Date: 8/1/2022

Part Number	Description	Unit Price
87.0386.L.XX.X	Weldment Base, 4 Leg G2 Tablet Arm Left Hand	$118.04
87.0386.R.XX.X	Weldment Base, 4 Leg G2 Tablet Arm Right Hand	$118.04
87.0389.L.XX.X	Weldment Base, 4 Leg G2 Tablet Arm Left Hand for Casters	$118.59
87.0389.R.XX.X	Weldment Base, 4 Leg G2 Tablet Arm Right Hand for Casters	$118.59
87.0392.L.XX.X	Weldment Base, Sled G2 Tablet Arm Left Hand	$118.04
87.0392.R.XX.X	Weldment Base, Sled G2 Tablet Arm Right Hand	$118.04
87.0424.L.XX.X	Weldment Base 4 Leg Oversized Tablet Arm Left Hand	$122.49
87.0424.R.XX.X	Weldment Base 4 Leg Oversized Tablet Arm Right Hand	$122.49
87.0425.L.XX.X	Weldment Base 4 Leg Oversized Tablet Arm Left Hand w/Casters	$122.49
87.0425.R.XX.X	Weldment Base 4 Leg Oversized Tablet Arm Right Hand w/Casters	$122.49
87.0426.L.XX.X	Weldment Base Sled Oversized Tablet Arm Left Hand	$125.53
87.0426.R.XX.X	Weldment Base Sled Oversized Tablet Arm Right Hand	$125.53
ARFBR5	Frame (Left=Right)	$7.66
ARFJR70L	KMKR72 Arm Frame (Left)	$29.74
ARFJR70R	KMKR72 Arm Frame (Right)	$29.74
ARPBR5	Arm Pad (Left=Right)	$5.76
ARPKR32	Loop Arm Pad (L or R)	$19.84
BACMX88	Back Wood Foam Ratchet	$137.98
BACMX88NBHA	Back Wood Foam No Ratchet	$112.24
BC86ARMKIT	Kit For BC86 Arms (L/R) for OEI56	$40.93
BHAEZTH	Back Hght Adj Ratchet	$32.73
BMPBCM	Metal Pivot Plate	$2.95
BMPBCP	Plastic Pivot Plate	$1.61
BPC105	Upright Cover	$3.83
BPOMA	Back Upright	$11.49
BRKARMBC	Mounting Bracket	$4.09
BRKBC86	Plate Bracket to Backboard	$5.14
BRTH.007.X	BLACK FABRIC MESH	$10.90
BRTH.008.X	STAR BASE	$48.07
BRTH.010.X	MECHANISM	$67.58
BRTH.011.X	CASTERS (5 PER SET)-CARPET CASTERS	$10.90
BRTH.013.X	HARDWARE KIT	$8.28
BRTH.014.X	BACKREST (COMPLETE BACK)	$124.81
BRTH.016.X	HEADREST SCREW	$3.49
BRTH.017.X	HEADREST PLUG	$2.83
BRTH.031.X	SEAT BOARD AND FOAM	$44.69
BRTH.032.X	SEAT SHROUD AND SCREWS	$11.45
BRTH.033.R1	SEAT COMPLETE UPHOLSTERED	$65.29
BRTH.037.X	CYLINDER	$15.15
BRTH.040.X	FABRIC ROLL (50 YARDS)	$600.92
BRTH.044.X	ARM PAD SET (L&R)	$10.36
BRTH.045.X	OPERATING INSTRUCTIONS	$0.00
BRTH.046.X	SCREW	$0.11
BRTH.057.X	CASTERS (5 PER SET)-SOFT CASTERS	$21.64
BRTH.065.X	SCUFF PLATE FOR CHAIR BASE	$1.42
BRTHJR.007.X	BLACK FABRIC MESH	$11.45
BRTHJR.008.X	STAR BASE FOR CHAIR	$22.89
BRTHJR.009.X	GAS LIFT W/OUTER TUBE	$18.31
BRTHJR.010.X	SEAT MECHANISM FOR CHAIR	$37.82
BRTHJR.011.X	JR CASTER SET (5/SET)-CARPET CASTERS	$9.70
BRTHJR.014.X	J BAR ONLY FOR CHAIR	$16.02
BRTHJR.016.X	SEAT BOARD WITH FOAM	$20.60
BRTHJR.017.X	COMPLETE UPH SEAT	$24.09
BRTHJR.018.X	COMPLETE BACK W/FABRIC	$50.36
BRTHJR.020.X	PU PAD FOR ARMREST SET	$17.22
BRTHJR.023.R2	HARDWARE KIT	$3.27

NEW YORK SEATING COMPONENTS PRICE LIST

Date: 8/1/2022

Part Number	Description	Unit Price
BRTHJR.024.R2	HARDWARE KIT - ARM SET	$3.27
BRTHJR.027.X	JR CASTER SET (5/SET)-SOFT CASTERS	$16.83
BRTHJR.038.X	SEAT BOARD WITH NUTS	$6.87
BSE29GSPMX	Pilot XL Base	$119.84
BSEBC42	Standard Base	$19.15
BSEBC48S	Sled Base	$37.41
BSEBC98	Stool Base	$33.20
BSEHDS	HD Grande Spider Base	$119.84
BSEMX84	Base 26" Pilot XL	$67.87
BSPWD	Backshell Plug	$0.26
CAS0060S	Snap Soft Casters (60 mm) - One Caster	$2.38
CAS3850	Carpet Casters	$2.38
CAS3850.S	Carpet Casters - Set	$11.93
CCNBC44	Mechanism Cover	$1.10
CCVB	Cylinder Cover	$3.83
CCVT3	Cylinder Cover	$3.83
CLIPBC42	Clip	$0.06
CLIPSTAR	Back Star Clip	$0.46
CPJBC	Pivot Joint Cover	$1.72
CSD.BL	Transport Dolly	$167.03
CYL10M	Snap Cylinder	$34.47
CYL5	Ithaca Standard Cylinder	$24.79
CYL5M	Snap Cylinder	$24.25
CYL5MX	Cylinder Pilot XL	$32.73
EBB.ENXX	Book Box	$21.21
EMT.ENBL	Mouse Tray	$5.28
FMBBC42	Back Foam	$15.91
FMBBC48	Back Foam	$10.52
FMSMA52	Seat Foam	$6.31
FMSMA56	Seat Foam	$7.50
FTG20OV	Chrome Footring	$43.50
FTG20PL	Plastic Footring	$24.57
GCD.BL	Grazie Chair Dolly	$183.73
GLDR	2" Glide	$2.38
GLIDEMINI.5	XL Glide (One Set)	$11.67
IL.85.0005.X	Book Basket Wire	$11.30
IP7STOPPER	Front Sled Stopper	$0.99
IPARFJR39NB.L	JR39 Arm Frame (Left)	$29.74
IPARFJR39NB.R	JR39 Arm Frame (Right)	$29.74
IPARPJR37	KMJR37 Arm Pad (Set)	$19.84
IPARPJR65.L	JR69 Left Arm Pad	$39.75
IPARPJR65.R	JR69 Right Arm Pad	$39.75
IPBACKKI63	Impress Uph Poly Back Board/Foam	$80.57
IPBACKYS70U	Back Ultra Sled	$70.15
IPBACKYS74	Back Assembly Mid Back Ultra	$93.32
IPBACKYS78	Mesh Back Ultra High Back	$118.78
IPBHAKI63	Ithaca Back Height Adj	$19.84
IPBHAPA55K	Back Height Adjuster	$18.71
IPBSE26U	Ithaca Stool Base 26"	$55.77
IPBSEKI76S	Sled Base Ithaca	$64.31
IPCAS0060S	Hard Floor Casters (Soft) - Set of 5	$14.88
IPCAS0065.S	Hard Floor Casters (Soft) - Set of 5	$14.05
IPCAS0065S.1	Universal Caster (One Caster)	$2.81
IPCAS4555	Carpet Casters - Set of 5	$14.88
IPCYL10CR	Stool Cylinder Special Size	$61.96
IPCYL5FA	5" Cylinder Ultra	$23.38

NEW YORK SEATING COMPONENTS PRICE LIST

Date: 8/1/2022

Part Number	Description	Unit Price
IPCYL6	6" Cylinder	$42.40
IPCYL8	Stool Cylinder 8" Standard	$48.78
IPCYL8CHD	Stool Cylinder Ultra	$44.44
IPFMSPA55M	Ithaca Ultra Memory Foam	$60.73
IPFMSZA	Seat Board/Foam	$29.74
IPFTG20CR	Stool Foot Ring	$46.48
IPFTG20TL	Foot Ring Ultra	$49.12
IPGLIDES	Glides - Set of 5	$14.88
IPHRYS	Impress Ultra KI78 Headrest	$69.57
IPHWRJR39	JR39 Hardware Pack	$2.66
IPHWROEI60S	OEI60S Hardware Pack	$4.24
IPHWROEI62	OEI62 Hardware Pack	$6.36
IPHWROEI63	OEI63 Hardware Pack	$6.36
IPMCHCLSA	Stool Mechanism Ultra	$50.28
IPMCHYS74.A	Control Mechanism	$58.47
IPPWSKI64	Seat Dust Cover	$19.84
IPPWSZA64	Ithaca Seat Wood	$22.81
IPSLD.X	Sliding Seat Plate	$38.42
IPSLD.XB	Seat Slide Ultra	$35.08
IPURBKI60S	Sled Base Back Upright	$18.71
IPURBYS78T	Upright for Highback	$28.06
IPWSKI64	Seat Wood Ultra	$71.32
IWD.BL	Dolly for Wave Chairs	$173.51
IWD3LC/EXX/LXX	Laminate Countour Top for Intellect Wave Desk	$57.01
IWD3LL/EXX/LXX	Laminate Linear Top for Intellect Wave Desk	$57.01
IWD4/L/ADA/LXX/EXX	Laminate Top for ADA 4-Leg Desk	$48.48
IWD4/L/LXX/EXX	Laminate Top for 4-Leg Desk	$34.21
IWDCL/29/LXX/EXX	Laminate Top for 29" Cantilever Desk	$34.09
IWDCL/A/LXX/EXX	Laminate Top for Adjustable Cantilever Desk	$30.99
IWDCL/ADA/LXX/EXX	Laminate Top for ADA Cantilever Desk	$58.88
IWDE/H/BH/LXX	Plastic Top for Double Entry Desk Book Hook	$75.75
IWDE/H/NB/LXX	Plastic Top for Double Entry Desk No Book Accessories	$75.75
IWDE/L/BH/LXX/EXX	Laminate Top for Double Entry Desk Book Hook	$75.75
IWDE/L/NB/LXX/EXX	Laminate Top for Double Entry No Book Accessories	$75.75
IWDSL/LXX/EXX	Laminate Top for Sit Stand Cantiliver Desk	$23.71
IWDT/L/LXX/EXX	Laminate Top for Trapezoid 4-Leg Desk	$46.48
IWXDL/LXX/EXX	Laminate Top for Intellect Wave Desk	$34.30
JR69.L	Ithaca 4D Arm Left	$71.32
JR69.R	Ithaca 4D Arm Right	$71.32
KI-62499	Hang Tag, Grazie Task Chair	$0.22
KISLD.X	KI Seat Slider	$36.06
KMOEIKR200M	Height and Width Adjustable T-Arms	$97.05
KNBBC44BHT	Back Height Adjustment Knob	$2.23
KNBBCAWD	Arm Width Adjustment Knob	$2.23
KNBBCBHT	Back Height Adjustment Knob	$2.23
KNBBCDP	Back Depth Adjustment Knob	$2.23
MCHBC42	Mechanism	$13.40
MCHBC44	Mechanism	$38.30
MCHBC48S	Snap Mounting Plate	$12.73
MCHIUHD	Pilot HD76 Mechanism	$181.35
MCHIUHDFT	Pilot HD77 Mechanism	$163.32
MCHMA52	Mechanism	$61.28
MCHMX84	Control Mechanism	$212.80
MFSD.BL	Piper Transport Dolly (Upholstered Seat & Back Only)	$167.03
O4DA.BL	Rigger4 Sled Chair Dolly	$161.46
O4DAU.BL	Rigger4U Sled Chair Dolly	$191.53

NEW YORK SEATING COMPONENTS PRICE LIST

Date: 8/1/2022

Part Number	Description	Unit Price
O4LD.BL	Rigger4 Leg Chair Dolly	$155.89
O4SD.BL	Stool Chair Dolly Rigger4	$204.89
OEIKIBSEBC98	Replacement Base (Without Casters) For OEI47	$35.75
OEIKIFTG20PL	Replacement Black Plastic Foot Ring	$28.63
OEIKIPSBKM48	Replacement Back Shell OEI47	$8.48
OMGLIDE	Snap Glide Repl for Casters	$2.38
OMGLIDESET	Snap Set of Glides	$11.93
PC.12.0583.X	#8 X 1/2" PFH Type B	$0.13
PC.12.5055.X	Screw 5 x .80 x 14 Self-Tapping	$0.25
PC.P4PL.LXX	Standard Tablet Arm - Left	$37.73
PC.P4PR.LXX	Standard Tablet Arm - Right	$37.73
PDLBC42	Lift Paddle	$0.68
PDLBC44L	Lift Paddle	$0.68
PDLBC44T	Tilt Paddle	$1.10
PDLMABT	Back Tilt Paddle	$0.68
PDLMAL	Lift Paddle	$0.68
PDLMAST	Seat Tilt Paddle	$1.08
PSBBC42	Back Shell	$7.66
PSBBC48	Back Shell	$7.66
PSBK162	Back Shell	$13.96
PSBMX88F	Back Panel Outer	$18.71
PSBPT76	Pilot HD Back Shell	$15.91
PSSBC42	Seat Shell	$7.42
PSSBC48	Seat Shell	$9.54
PT.02.7000A.X	Seat Board (Four Hole)	$8.86
PT.03.7000.X	Back Foam	$1.86
PT.06.6014.BL.X	Delrin Bushing "A"	$0.32
PT.06.6031.XXX	Stacking Bumper "K"	$2.81
PT.06.6032.N	Glide "K" No-Mar	$0.43
PT.06.6032.XX.X	Glide "K"	$0.43
PT.06.6033.X	Glide, Plastic Housing	$0.68
PT.06.6034.X	Glide Shoe, Stainless Steel	$1.30
PT.06.6040.XX.X	Height Adjustment Handle	$1.10
PT.06.6045.FS.X	Glide Front Stainless	$2.86
PT.06.6046.LRSX	Glide Left Rear Stainless	$2.73
PT.06.6046.RRSX	Glide Right Rear Stainless	$2.73
PT.06.6048.XXX	Stacking Bumper	$0.75
PT.06.7000.XX.X	Back Poly	$8.38
PT.06.7000XXDRX	Pierced Back Poly	$8.38
PT.06.7001.X	Back Shell Upholstery With T-Nuts	$5.00
PT.06.7005.XX.X	Seat Shroud	$5.27
PT.06.7006.XX.X	Seat Support Shroud	$3.58
PT.06.7007.X	Seat Pivot Bushing	$0.87
PT.06.7010.XX.X	Frame Tube Cover	$0.91
PT.06.7011.XX.X	Cover Mechanism Pin	$0.46
PT.06.7012.XX.X	Tube End Cap With Support Cap	$0.38
PT.06.7020.LXXX	Left Armrest	$6.39
PT.06.7020.RXXX	Right Armrest	$6.39
PT.06.7021.XXX	Back Support Spacer	$0.87
PT.06.7024.XX.X	Screw Cap	$0.18
PT.12.7000.X	8mmx1.25x20mm FSHCS Screw	$0.15
PT.12.7001.X	8mm x 1.25 x 55mm Arm Screw	$0.55
PT.15.6000.X	Flat Spring "A"	$0.86
PT.15.6002.X	Pin "A"	$0.18
PT.44.7005.ZN.X	Seat Support Plate	$5.86
PT.45.0000	Tablet Arm Assembly, Tablet Right Hand (Flip & Fold)	$111.59

NEW YORK SEATING COMPONENTS PRICE LIST

Date: 8/1/2022

Part Number	Description	Unit Price
PT.45.0000.A.L.X	Assembly, Tablet Unit Left Hand for Laminate Wksf	$42.32
PT.45.0000.A.X	Assembly, Tablet Unit Right Hand for Laminate Wksf	$42.32
PT.45.0000.L	Tablet Arm Assembly, Tablet Left Hand (Flip & Fold)	$111.59
PT.45.0000.X	Tablet Arm Kit (Tablet and Mounting Bracket) Plastic Wksf	$106.28
PT.P1PL.LXX	Tablet Wksf - Laminate Left Hand	$91.32
PT.P1PR.LXX	Tablet Wksf - Laminate Right Hand	$91.32
PWBBC42	Wood Back	$3.29
PWBBC48	Wood Back	$5.56
PWBPT76	Pilot HD Back Wood	$39.24
PWSBC42	Wood Seat	$4.78
PWSBC48	Wood Seat	$6.90
PWSPT78	Pilot HD Seat Wood	$29.69
SCR.1/4.1	Pilot Screws Slider to Seat	$0.80
SCR.1/4.5/8	Pilot HD Screws Back Upright to Back Ratchet	$0.21
SCR.5/16.1/2	Pilot HD Screws Back Upright	$0.21
SCRM615	Metric Screw (2pcs/Side)	$0.34
SCRM624	Snap Screw - Metric	$0.64
SCRM632	Snap Backrest Screw	$0.42
SEAMX84	Seat Wood,Foam,Mnting Plate XL Task/Stool	$110.29
SEAMX84A	Seat Wood, Foam, Mounting Plate	$110.29
SIFT.015.X	Polished Aluminum Base Task Chair	$38.70
SKN7700BK	Skin Foam for Back Panel Outer	$9.35
SLDMX84	Seat Slider	$46.98
SPA6	Spacer	$0.11
SPAMX74	Spacer for Ratchet	$1.40
STOPBC	Safety Stopper	$1.92
STPBC86S	Stopper	$2.12
T9OL.LXX	Oversized Tablet Arm Left Hand	$55.68
T9OR.LXX	Oversized Tablet Arm Right Hand	$55.68
T9PL.LXX	Tablet Arm LH	$43.42
T9PL.LXX	Tablet Arm LH	$43.42
T9PR.LXX	Tablet Arm RH	$45.07
T9PR.LXX	Tablet Arm RH	$45.07
TG3L.LXX	Tablet G2 Arm Left Hand	$36.74
TG3R.LXX	Tablet G2 Arm Right Hand	$36.74
TLD.BL	Transport Dolly for Navigator Air Four-Leg Chairs	$204.62
TVD.BL	Transport Dolly for Navigator Air Sled Base Chairs	$204.62
UCLBC42	Lower Upright Cover	$0.68
UCUBC42	Upper Upright Cover	$4.24
UCVBC44	Snap Upright Cover	$4.24
UCVMA	Snap Mechanism Cover	$3.83
UDH.BL	Universal Handle for Chair Transport Dollies	$103.72
URBBC44	Upright Assembly	$10.52
URBIU54T	Pilot HD Back Upright	$24.39
URBKI64T	Upright	$29.74
URBMX84	Upright	$51.96
URLBC42	Lower Upright	$5.70
URLBC44	Upright Liner	$1.10
URUBC42	Upper Upright	$8.48
V.09.0110.BL.X	Snap Ring Wheel Caster	$1.55
WAS38	Washer Seat/Arm Depth	$0.20
WAS516	Washer	$0.19
WASEL38	Lock Washer Seat Depth	$0.20
WSEL38	Snap External Lock Washer	$0.21
ZBKBC42	Back Assembly	$15.91
ZBKBC48	Back Assembly	$21.21

NEW YORK SEATING COMPONENTS PRICE LIST

Date: 8/1/2022

Part Number	Description	Unit Price
ZBSBC42	Back Shell Assembly	$8.19
ZBSBC48	Back Shell Assembly	$8.19
ZHWRBC42	Hardware Pack	$9.54
ZHWRBC48	Hardware Pack	$6.36
ZMCBC42	Mechanism Assembly	$13.79
ZMCBC44	Mechanism Assembly	$41.36
ZMCMA52	Mechanism Assembly	$65.75
ZSLBC48S	Sled Assembly	$18.05
ZSTKM42	Seat Assembly	$24.55
ZSTKM48	Seat Assembly	$31.57
ZURBC42	Upright Assembly	$14.29

NEW YORK SERIES XXI MODEL PRICE LIST

Date: 8/1/2022

BOOKCASES (FG)

SERIES XXI - BOOKCASE ACCESSORIES (FG)

BS ***Bookcase Shelf (W/Screws & Brackets)***
BES ***Bookcase Book End Support***
FAMILY NAME: ***LTACU***

Model Number	Description	Price
CIB-30BS-12/XX	Bookcase Shelf 30" x 12" (W/Screws & Brackets) - Painted	$47.93
CIB-30BS-15/XX	Bookcase Shelf 30" x 15" (W/Screws & Brackets) - Painted	$49.39
CIB-30BS-18/XX	Bookcase Shelf 30" x 18" (W/Screws & Brackets) - Painted	$55.20
CIB-36BS-12/XX	Bookcase Shelf 36" x 12" (W/Screws & Brackets) - Painted	$47.93
CIB-36BS-15/XX	Bookcase Shelf 36" x 15" (W/Screws & Brackets) - Painted	$50.83
CIB-36BS-18/XX	Bookcase Shelf 36" x 18" (W/Screws & Brackets) - Painted	$56.65
CIB-BES-12	12" Bookcase Book End Support	$10.89
CIB-BES-15	15" Bookcase Book End Support	$11.63
CIB-BES-18	18" Bookcase Book End Support	$13.95

SERIES XXI - BOOKCASES (FG)

CIB ***Bookcase - Level 0***
30 ***Width***
12 ***Depth***
XX ***Trim Color***
FAMILY NAME: ***CIBKU***

Model Number	Description	Price
KD1-30255-12/XX	Bookcase 30" x 12" x 28 15/32" High-1 Shelf	$220.22
KD10-30255-12	Bookcase 30" x 12" x 28 15/32" High-1 Shelf	$182.95
CIB-30255-12/XX	Bookcase 30" x 12" x 28 15/32" High-1 Shelf	$239.66
KD1-30255-15/XX	Bookcase 30" x 15" x 28 15/32" High-1 Shelf	$234.17
KD10-30255-15	Bookcase 30" x 15" x 28 15/32" High-1 Shelf	$190.14
CIB-30255-15/XX	Bookcase 30" x 15" x 28 15/32" High-1 Shelf	$251.29
CIB-30390-12/XX	Bookcase 30" x 12" x 42 5/16" High-2 Shelves	$303.57
KD1-30390-12/XX	Bookcase 30" x 12" x 42 5/16" High-2 Shelves	$283.41
KD10-30390-12	Bookcase 30" x 12" x 42 5/16" High-2 Shelves	$216.42
CIB-30390-15/XX	Bookcase 30" x 15" x 42 5/16" High-2 Shelves	$319.55
KD1-30390-15/XX	Bookcase 30" x 15" x 42 5/16" High-2 Shelves	$299.21
KD10-30390-15	Bookcase 30" x 15" x 42 5/16" High-2 Shelves	$232.27
KD10-30510-12	Bookcase 30" x 12" x 54 9/16" High-3 Shelves	$262.91
KD1-30510-12/XX	Bookcase 30" x 12" x 54 9/16" High-3 Shelves	$342.68
CIB-30510-12/XX	Bookcase 30" x 12" x 54 9/16" High-3 Shelves	$364.58
CIB-30510-15/XX	Bookcase 30" x 15" x 54 9/16" High-3 Shelves	$383.46
KD1-30510-15/XX	Bookcase 30" x 15" x 54 9/16" High-3 Shelves	$363.12
KD10-30510-15	Bookcase 30" x 15" x 54 9/16" High-3 Shelves	$286.15
CIB-30630-12/XX	Bookcase 30" x 12" x 66 13/16" High-4 Shelves	$421.21
KD1-30630-12/XX	Bookcase 30" x 12" x 66 13/16" High-4 Shelves	$399.15
KD10-30630-12	Bookcase 30" x 12" x 66 13/16" High-4 Shelves	$299.54
CIB-30630-15/XX	Bookcase 30" x 15" x 66 13/16" High-4 Shelves	$438.65
KD1-30630-15/XX	Bookcase 30" x 15" x 66 13/16" High-4 Shelves	$423.98
KD10-30630-15	Bookcase 30" x 15" x 66 13/16" High-4 Shelves	$324.14
KD10-36255-12	Bookcase 36" x 12" x 28 15/32" High-1 Shelf	$190.12
KD1-36255-12/XX	Bookcase 36" x 12" x 28 15/32" High-1 Shelf	$226.60
CIB-36255-12/XX	Bookcase 36" x 12" x 28 15/32" High-1 Shelf	$246.91
CIB-36255-15/XX	Bookcase 36" x 15" x 28 15/32" High-1 Shelf	$259.99
KD1-36255-15/XX	Bookcase 36" x 15" x 28 15/32" High-1 Shelf	$239.90
KD10-36255-15	Bookcase 36" x 15" x 28 15/32" High-1 Shelf	$197.26
CIB-36390-12/XX	Bookcase 36" x 12" x 42 5/16" High-2 Shelves	$312.27
KD1-36390-12/XX	Bookcase 36" x 12" x 42 5/16" High-2 Shelves	$293.50

KD10-36390-12	Bookcase 36" x 12" x 42 5/16" High-2 Shelves	$229.37
CIB-36390-15/XX	Bookcase 36" x 15" x 42 5/16" High-2 Shelves	$326.81
KD1-36390-15/XX	Bookcase 36" x 15" x 42 5/16" High-2 Shelves	$306.58
KD10-36390-15	Bookcase 36" x 15" x 42 5/16" High-2 Shelves	$248.21
CIB-36510-12/XX	Bookcase 36" x 12" x 54 9/16" High-3 Shelves	$376.19
KD1-36510-12/XX	Bookcase 36" x 12" x 54 9/16" High-3 Shelves	$354.21
KD10-36510-12	Bookcase 36" x 12" x 54 9/16" High-3 Shelves	$272.92
CIB-36510-15/XX	Bookcase 36" x 15" x 54 9/16" High-3 Shelves	$395.08
KD10-36510-15	Bookcase 36" x 15" x 54 9/16" High-3 Shelves	$296.38
KD1-36510-15/XX	Bookcase 36" x 15" x 54 9/16" High-3 Shelves	$374.92
CIB-36630-12/XX	Bookcase 36" x 12" x 66 13/16" High-4 Shelves	$428.48
KD1-36630-12/XX	Bookcase 36" x 12" x 66 13/16" High-4 Shelves	$413.77
KD10-36630-12	Bookcase 36" x 12" x 66 13/16" High-4 Shelves	$312.30
KD10-36630-15	Bookcase 36" x 15" x 66 13/16" High-4 Shelves	$341.27
CIB-36630-15/XX	Bookcase 36" x 15" x 66 13/16" High-4 Shelves	$450.28
KD1-36630-15/XX	Bookcase 36" x 15" x 66 13/16" High-4 Shelves	$432.89

PEDESTALS (FG)

Model Number	Description	Price
CIP-1520F-BBBB-XX	20" Freestanding Pedestal - Box/Box/Box/Box	$291.03
KD1-1520F-BBBB-XX	20" Freestanding Pedestal - Box/Box/Box/Box	$276.88
KD10-1520F-BBBB	20" Freestanding Pedestal - Box/Box/Box/Box	$259.17
KD10-1520F-BBF	20" Freestanding Pedestal - Box/Box/File	$236.13
CIP-1520F-BBF-XX	20" Freestanding Pedestal - Box/Box/File	$266.65
KD1-1520F-BBF-XX	20" Freestanding Pedestal - Box/Box/File	$252.04
CIP-1520F-FF-XX	20" Freestanding Pedestal - File/File	$237.18
KD1-1520F-FF-XX	20" Freestanding Pedestal - File/File	$227.20
KD10-1520F-FF	20" Freestanding Pedestal - File/File	$213.09
CIP-1520F-PBBB-XX	20" Freestanding Pedestal - Pencil/Box/Box/Box	$292.30
KD1-1520F-PBBB-XX	20" Freestanding Pedestal - Pencil/Box/Box/Box	$273.21
KD10-1520F-PBBB	20" Freestanding Pedestal - Pencil/Box/Box/Box	$253.31
KD1-1520F-PBF-XX	20" Freestanding Pedestal - Pencil/Box/File	$248.25
CIP-1520F-PBF-XX	20" Freestanding Pedestal - Pencil/Box/File	$262.82
KD10-1520F-PBF	20" Freestanding Pedestal - Pencil/Box/File	$230.27
KD10-1524F-BBBB	24" Freestanding Pedestal - Box/Box/Box/Box	$284.94
KD1-1524F-BBBB-XX	24" Freestanding Pedestal - Box/Box/Box/Box	$304.41
CIP-1524F-BBBB-XX	24" Freestanding Pedestal - Box/Box/Box/Box	$315.38
KD10-1524F-BBF	24" Freestanding Pedestal - Box/Box/File	$250.32
KD1-1524F-BBF-XX	24" Freestanding Pedestal - Box/Box/File	$269.92
CIP-1524F-BBF-XX	24" Freestanding Pedestal - Box/Box/File	$280.78
KD10-1524F-FF	24" Freestanding Pedestal - File/File	$215.70
KD1-1524F-FF-XX	24" Freestanding Pedestal - File/File	$235.43
CIP-1524F-FF-XX	24" Freestanding Pedestal - File/File	$247.44
KD1-1524F-PBBB-XX	24" Freestanding Pedestal - Pencil/Box/Box/Box	$295.85
CIP-1524F-PBBB-XX	24" Freestanding Pedestal - Pencil/Box/Box/Box	$305.13
KD10-1524F-PBBB	24" Freestanding Pedestal - Pencil/Box/Box/Box	$276.48
KD1-1524F-PBF-XX	24" Freestanding Pedestal - Pencil/Box/File	$261.36
KD10-1524F-PBF	24" Freestanding Pedestal - Pencil/Box/File	$240.61
CIP-1524F-PBF-XX	24" Freestanding Pedestal - Pencil/Box/File	$269.23
KD1-1530F-BBBB-XX	30" Freestanding Pedestal - Box/Box/Box/Box	$313.57
CIP-1530F-BBBB-XX	30" Freestanding Pedestal - Box/Box/Box/Box	$326.92
KD10-1530F-BBBB	30" Freestanding Pedestal - Box/Box/Box/Box	$295.38
KD10-1530F-BBF	30" Freestanding Pedestal - Box/Box/File	$258.65
KD1-1530F-BBF-XX	30" Freestanding Pedestal - Box/Box/File	$277.13

CIP-1530F-BBF-XX	30" Freestanding Pedestal - Box/Box/File	$301.27
CIP-1530F-FF-XX	30" Freestanding Pedestal - File/File	$258.96
KD1-1530F-FF-XX	30" Freestanding Pedestal - File/File	$240.69
KD10-1530F-FF	30" Freestanding Pedestal - File/File	$221.92
CIP-1530F-PBBB-XX	30" Freestanding Pedestal - Pencil/Box/Box/Box	$314.10
KD10-1530F-PBBB	30" Freestanding Pedestal - Pencil/Box/Box/Box	$285.08
KD1-1530F-PBBB-XX	30" Freestanding Pedestal - Pencil/Box/Box/Box	$301.81
KD10-1530F-PBF	30" Freestanding Pedestal - Pencil/Box/File	$248.35
KD1-1530F-PBF-XX	30" Freestanding Pedestal - Pencil/Box/File	$265.37
CIP-1530F-PBF-XX	30" Freestanding Pedestal - Pencil/Box/File	$282.04

Model Number	Description	Price
KD1-1520H-BBB-XX	20" Hanging Pedestal - Box/Box/Box	$200.83
KD10-1520H-BBB	20" Hanging Pedestal - Box/Box/Box	$186.56
CIP-1520H-BBB-XX	20" Hanging Pedestal - Box/Box/Box	$216.68
KD1-1520H-BF-XX	20" Hanging Pedestal - Box/File	$175.99
KD10-1520H-BF	20" Hanging Pedestal - Box/File	$163.52
CIP-1520H-BF-XX	20" Hanging Pedestal - Box/File	$189.74
CIP-1520H-PBBB-XX	20" Hanging Pedestal - Pencil/Box/Box/Box	$242.30
KD1-1520H-PBBB-XX	20" Hanging Pedestal - Pencil/Box/Box/Box	$228.63
KD10-1520H-PBBB	20" Hanging Pedestal - Pencil/Box/Box/Box	$209.83
KD1-1520H-PBF-XX	20" Hanging Pedestal - Pencil/Box/File	$203.79
KD10-1520H-PBF	20" Hanging Pedestal - Pencil/Box/File	$186.79
CIP-1520H-PBF-XX	20" Hanging Pedestal - Pencil/Box/File	$217.96
CIP-1524H-BBB-XX	24" Hanging Pedestal - Box/Box/Box	$232.05
KD1-1524H-BBB-XX	24" Hanging Pedestal - Box/Box/Box	$222.31
KD10-1524H-BBB	24" Hanging Pedestal - Box/Box/Box	$205.22
KD10-1524H-BF	24" Hanging Pedestal - Box/File	$170.60
KD1-1524H-BF-XX	24" Hanging Pedestal - Box/File	$187.82
CIP-1524H-BF-XX	24" Hanging Pedestal - Box/File	$198.72
KD10-1524H-PBBB	24" Hanging Pedestal - Pencil/Box/Box/Box	$235.14
KD1-1524H-PBBB-XX	24" Hanging Pedestal - Pencil/Box/Box/Box	$261.19
CIP-1524H-PBBB-XX	24" Hanging Pedestal - Pencil/Box/Box/Box	$269.23
KD1-1524H-PBF-XX	24" Hanging Pedestal - Pencil/Box/File	$226.70
CIP-1524H-PBF-XX	24" Hanging Pedestal - Pencil/Box/File	$237.18
KD10-1524H-PBF	24" Hanging Pedestal - Pencil/Box/File	$200.52
CIP-1530H-BBB-XX	30" Hanging Pedestal - Box/Box/Box	$251.28
KD1-1530H-BBB-XX	30" Hanging Pedestal - Box/Box/Box	$240.41
KD10-1530H-BBB	30" Hanging Pedestal - Box/Box/Box	$217.97
CIP-1530H-BF-XX	30" Hanging Pedestal - Box/File	$230.76
KD1-1530H-BF-XX	30" Hanging Pedestal - Box/File	$203.97
KD10-1530H-BF	30" Hanging Pedestal - Box/File	$181.24
KD1-1530H-PBBB-XX	30" Hanging Pedestal - Pencil/Box/Box/Box	$277.99
KD10-1530H-PBBB	30" Hanging Pedestal - Pencil/Box/Box/Box	$249.85
CIP-1530H-PBBB-XX	30" Hanging Pedestal - Pencil/Box/Box/Box	$288.47
CIP-1530H-PBF-XX	30" Hanging Pedestal - Pencil/Box/File	$271.78
KD10-1530H-PBF	30" Hanging Pedestal - Pencil/Box/File	$213.12
KD1-1530H-PBF-XX	30" Hanging Pedestal - Pencil/Box/File	$241.55

Model Number	Description	Price
KD10-1520M-BBB	20" Mobile Pedestal - Box/Box/Box	$234.13
KD1-1520M-BBB-XX	20" Mobile Pedestal - Box/Box/Box	$254.32

NEW YORK SERIES XXI MODEL PRICE LIST

Date: 8/1/2022

CIP-1520M-BBB-XX	20" Mobile Pedestal - Box/Box/Box	$270.52
KD1-1520M-BBBB-XX	20" Mobile Pedestal - Box/Box/Box/Box	$280.99
CIP-1520M-BBBB-XX	20" Mobile Pedestal - Box/Box/Box/Box	$297.43
KD10-1520M-BBBB	20" Mobile Pedestal - Box/Box/Box/Box	$263.28
KD10-1520M-BBF	20" Mobile Pedestal - Box/Box/File	$193.94
KD1-1520M-BBF-XX	20" Mobile Pedestal - Box/Box/File	$209.85
CIP-1520M-BBF-XX	20" Mobile Pedestal - Box/Box/File	$264.09
KD10-1520M-BF	20" Mobile Pedestal - Box/File	$164.79
KD1-1520M-BF-XX	20" Mobile Pedestal - Box/File	$183.18
CIP-1520M-BF-XX	20" Mobile Pedestal - Box/File	$239.74
KD1-1520M-FF-XX	20" Mobile Pedestal - File/File	$231.31
KD10-1520M-FF	20" Mobile Pedestal - File/File	$217.20
CIP-1520M-FF-XX	20" Mobile Pedestal - File/File	$243.60
KD10-1520M-PBBB	20" Mobile Pedestal - Pencil/Box/Box/Box	$257.42
CIP-1520M-PBBB-XX	20" Mobile Pedestal - Pencil/Box/Box/Box	$294.87
KD1-1520M-PBBB-XX	20" Mobile Pedestal - Pencil/Box/Box/Box	$277.32
KD1-1520M-PBF-XX	20" Mobile Pedestal - Pencil/Box/File	$206.18
CIP-1520M-PBF-XX	20" Mobile Pedestal - Pencil/Box/File	$261.53
KD10-1520M-PBF	20" Mobile Pedestal - Pencil/Box/File	$188.08
KD1-1524M-BBB-XX	24" Mobile Pedestal - Box/Box/Box	$270.06
CIP-1524M-BBB-XX	24" Mobile Pedestal - Box/Box/Box	$282.04
KD10-1524M-BBB	24" Mobile Pedestal - Box/Box/Box	$249.39
KD1-1524M-BBBB-XX	24" Mobile Pedestal - Box/Box/Box/Box	$308.52
CIP-1524M-BBBB-XX	24" Mobile Pedestal - Box/Box/Box/Box	$321.80
KD10-1524M-BBBB	24" Mobile Pedestal - Box/Box/Box/Box	$289.05
CIP-1524M-BBF-XX	24" Mobile Pedestal - Box/Box/File	$280.78
KD1-1524M-BBF-XX	24" Mobile Pedestal - Box/Box/File	$231.11
KD10-1524M-BBF	24" Mobile Pedestal - Box/Box/File	$211.51
KD1-1524M-BF-XX	24" Mobile Pedestal - Box/File	$192.65
CIP-1524M-BF-XX	24" Mobile Pedestal - Box/File	$243.60
KD10-1524M-BF	24" Mobile Pedestal - Box/File	$171.85
CIP-1524M-FF-XX	24" Mobile Pedestal - File/File	$250.01
KD10-1524M-FF	24" Mobile Pedestal - File/File	$219.81
KD1-1524M-FF-XX	24" Mobile Pedestal - File/File	$239.54
KD1-1524M-PBBB-XX	24" Mobile Pedestal - Pencil/Box/Box/Box	$299.96
CIP-1524M-PBBB-XX	24" Mobile Pedestal - Pencil/Box/Box/Box	$310.25
KD10-1524M-PBBB	24" Mobile Pedestal - Pencil/Box/Box/Box	$279.34
KD10-1524M-PBF	24" Mobile Pedestal - Pencil/Box/File	$201.80
KD1-1524M-PBF-XX	24" Mobile Pedestal - Pencil/Box/File	$222.55
CIP-1524M-PBF-XX	24" Mobile Pedestal - Pencil/Box/File	$269.23
KD10-1530M-BBB	30" Mobile Pedestal - Box/Box/Box	$252.81
CIP-1530M-BBB-XX	30" Mobile Pedestal - Box/Box/Box	$292.30
KD1-1530M-BBB-XX	30" Mobile Pedestal - Box/Box/Box	$277.01
KD1-1530M-BBBB-XX	30" Mobile Pedestal - Box/Box/Box/Box	$317.47
CIP-1530M-BBBB-XX	30" Mobile Pedestal - Box/Box/Box/Box	$332.06
KD10-1530M-BBBB	30" Mobile Pedestal - Box/Box/Box/Box	$299.28
KD10-1530M-BBF	30" Mobile Pedestal - Box/Box/File	$233.68
CIP-1530M-BBF-XX	30" Mobile Pedestal - Box/Box/File	$292.30
KD1-1530M-BBF-XX	30" Mobile Pedestal - Box/Box/File	$252.16
KD10-1530M-BF	30" Mobile Pedestal - Box/File	$187.00
KD1-1530M-BF-XX	30" Mobile Pedestal - Box/File	$211.49
CIP-1530M-BF-XX	30" Mobile Pedestal - Box/File	$253.85
KD10-1530M-FF	30" Mobile Pedestal - File/File	$226.03
KD1-1530M-FF-XX	30" Mobile Pedestal - File/File	$244.80
CIP-1530M-FF-XX	30" Mobile Pedestal - File/File	$273.08
KD10-1530M-PBBB	30" Mobile Pedestal - Pencil/Box/Box/Box	$289.19
KD1-1530M-PBBB-XX	30" Mobile Pedestal - Pencil/Box/Box/Box	$305.92
CIP-1530M-PBBB-XX	30" Mobile Pedestal - Pencil/Box/Box/Box	$317.95

KD1-1530M-PBF-XX	30" Mobile Pedestal - Pencil/Box/File	$240.40
KD10-1530M-PBF	30" Mobile Pedestal - Pencil/Box/File	$223.38
CIP-1530M-PBF-XX	30" Mobile Pedestal - Pencil/Box/File	$279.49

Model Number	Description	Price
CIP-1520W-BBBB-XX	20" Worksurface Supporting Pedestal - Box/Box/Box/Box	$288.47
KD1-1520W-BBBB-XX	20" Worksurface Supporting Pedestal - Box/Box/Box/Box	$274.25
KD10-1520W-BBBB	20" Worksurface Supporting Pedestal - Box/Box/Box/Box	$242.54
CIP-1520W-BBF-XX	20" Worksurface Supporting Pedestal - Box/Box/File	$262.82
KD10-1520W-BBF	20" Worksurface Supporting Pedestal - Box/Box/File	$219.50
KD1-1520W-BBF-XX	20" Worksurface Supporting Pedestal - Box/Box/File	$249.41
CIP-1520W-FF-XX	20" Worksurface Supporting Pedestal - File/File	$234.60
KD10-1520W-FF	20" Worksurface Supporting Pedestal - File/File	$196.46
KD1-1520W-FF-XX	20" Worksurface Supporting Pedestal - File/File	$224.57
KD10-1524W-BBBB	24" Worksurface Supporting Pedestal - Box/Box/Box/Box	$270.43
KD1-1524W-BBBB-XX	24" Worksurface Supporting Pedestal - Box/Box/Box/Box	$298.21
CIP-1524W-BBBB-XX	24" Worksurface Supporting Pedestal - Box/Box/Box/Box	$307.70
KD10-1524W-BBF	24" Worksurface Supporting Pedestal - Box/Box/File	$235.81
CIP-1524W-BBF-XX	24" Worksurface Supporting Pedestal - Box/Box/File	$275.65
KD1-1524W-BBF-XX	24" Worksurface Supporting Pedestal - Box/Box/File	$263.72
CIP-1524W-FF-XX	24" Worksurface Supporting Pedestal - File/File	$246.16
KD1-1524W-FF-XX	24" Worksurface Supporting Pedestal - File/File	$229.23
KD10-1524W-FF	24" Worksurface Supporting Pedestal - File/File	$201.19
KD1-1530W-BBBB-XX	30" Worksurface Supporting Pedestal - Box/Box/Box/Box	$311.39
KD10-1530W-BBBB	30" Worksurface Supporting Pedestal - Box/Box/Box/Box	$284.44
CIP-1530W-BBBB-XX	30" Worksurface Supporting Pedestal - Box/Box/Box/Box	$323.08
KD1-1530W-BBF-XX	30" Worksurface Supporting Pedestal - Box/Box/File	$274.95
KD10-1530W-BBF	30" Worksurface Supporting Pedestal - Box/Box/File	$247.71
CIP-1530W-BBF-XX	30" Worksurface Supporting Pedestal - Box/Box/File	$292.30
KD1-1530W-FF-XX	30" Worksurface Supporting Pedestal - File/File	$238.51
KD10-1530W-FF	30" Worksurface Supporting Pedestal - File/File	$210.98
CIP-1530W-FF-XX	30" Worksurface Supporting Pedestal - File/File	$258.96

KIOSK STORAGE UNITS (LEVEL 1)

Model Number	Description	Price
KD1-3061524.BC3DFLL/XX	30" x 24" Open Bookshelf, Left Wardrobe	$956.09
CIK/3061524.BC3DFLL/XX	30" x 24" Open Bookshelf, Left Wardrobe	$1,045.55
KD10-3061524.BC3DFLL	30" x 24" Open Bookshelf, Left Wardrobe	$802.88
KD1-3061524.BC3DFRL/XX	30" x 24" Open Bookshelf, Right Wardrobe	$956.09
KD10-3061524.BC3DFRL	30" x 24" Open Bookshelf, Right Wardrobe	$802.88
CIK/3061524.BC3DFRL/XX	30" x 24" Open Bookshelf, Right Wardrobe	$1,045.55
CIK/3061524.HD3DFLL/XX	30" x 24" Hinged Door Bookshelf, Left Wardrobe	$1,161.71
KD1-3061524.HD3DFLL/XX	30" x 24" Hinged Door Bookshelf, Left Wardrobe	$1,045.05
KD10-3061524.HD3DFLL	30" x 24" Hinged Door Bookshelf, Left Wardrobe	$884.44
KD1-3061524.HD3DFRL/XX	30" x 24" Hinged Door Bookshelf, Right Wardrobe	$1,045.05
KD10-3061524.HD3DFRL	30" x 24" Hinged Door Bookshelf, Right Wardrobe	$884.44
CIK/3061524.HD3DFRL/XX	30" x 24" Hinged Door Bookshelf, Right Wardrobe	$1,161.71
CIK/3661524.BC3DFLL/XX	36" x 24" Open Bookshelf, Left Wardrobe	$1,074.58
KD1-3661524.BC3DFLL/XX	36" x 24" Open Bookshelf, Left Wardrobe	$963.04
KD10-3661524.BC3DFLL	36" x 24" Open Bookshelf, Left Wardrobe	$817.51
KD1-3661524.BC3DFRL/XX	36" x 24" Open Bookshelf, Right Wardrobe	$963.04

KD10-3661524.BC3DFRL	36" x 24" Open Bookshelf, Right Wardrobe	$817.51
CIK/3661524.BC3DFRL/XX	36" x 24" Open Bookshelf, Right Wardrobe	$1,074.58
KD10-3661524.HD3DFLL	36" x 24" Hinged Door Bookshelf, Left Wardrobe	$899.65
KD1-3661524.HD3DFLL/XX	36" x 24" Hinged Door Bookshelf, Left Wardrobe	$1,025.92
CIK/3661524.HD3DFLL/XX	36" x 24" Hinged Door Bookshelf, Left Wardrobe	$1,190.76
KD10-3661524.HD3DFRL	36" x 24" Hinged Door Bookshelf, Right Wardrobe	$899.65
KD1-3661524.HD3DFRL/XX	36" x 24" Hinged Door Bookshelf, Right Wardrobe	$1,025.92
CIK/3661524.HD3DFRL/XX	36" x 24" Hinged Door Bookshelf, Right Wardrobe	$1,190.76

FILE ACCESSORIES

Model Number	Description	Price
CIL-334-12DV	12" Lateral File Plate Dividers - Set of 3	$12.08
CIL-334-FBK	Type K Folder Bars	$6.92
CIL-CBW35	35# Lateral File Counterbalance Weight	$46.77
CIL-CBW50	50# Lateral File Counterbalance Weight	$57.29
CIP/PENTRAY	Pencil Tray (For 6" Box Drawer)	$5.13
CIP-CBW20	30" Deep Freestanding Pedestal Counterbalance Weight	$40.54
CIP-CBW40	24" Deep Freestanding Pedestal Counterbalance Weight	$53.67
CIP-CK	Pedestal Caster Kit - 4 per kit	$6.61
CIP-D12	12" Drawer Dividers	$5.29
CIP-D6	6" Drawer Dividers	$3.97
CIP-GK	Pedestal Glide Kit - 4 per kit	$3.86
CIV/1518FB	Letter/Legal Folder Bars	$15.54
CIV/15CF	Compressor Follower - Letter	$15.54
CIV/18CF	Compressor Follower - Legal	$15.54

Model Number	Description	Price
S7L/10218T/74P/TXX/LXX	18" x 102" Lateral File Top - 1 1/4"	$309.84
S7L/10818T/74P/TXX/LXX	18" x 108" Lateral File Top - 1 1/4"	$333.22
S7L/10836T/74P/TXX/LXX	108" x 36" Lateral File Top for Back-to-Back Units 1 1/4"	$520.29
S7L/11418T/74P/TXX/LXX	18" x 114" Lateral File Top - 1 1/4"	$344.92
S7L/12018T/74P/TXX/LXX	18" x 120" Lateral File Top - 1 1/4"	$356.60
S7L/12618T/74P/TXX/LXX	18" x 126" Lateral File Top - 1 1/4"	$368.30
S7L/12636T/74P/TXX/LXX	36" x 126" Lateral File Top - 1 1/4"	$473.53
S7L/3012T/74P/TXX/LXX	12" x 30" Lateral File Top - 1 1/4"	$106.40
S7L/3015T/74P/TXX/LXX	15" x 30" Lateral File Top - 1 1/4"	$108.74
S7L/3018T/74P/TXX/LXX	18" x 30" Lateral File Top - 1 1/4"	$112.24
S7L/3036T/74P/TXX/LXX	30" x 36" Lateral File Top for Back-to-Back Units 1 1/4"	$168.37
S7L/3612T/74P/TXX/LXX	12" x 36" Lateral File Top - 1 1/4"	$113.41
S7L/3615T/74P/TXX/LXX	15" x 36" Lateral File Top - 1 1/4"	$115.76
S7L/3618T/74P/TXX/LXX	18" x 36" Lateral File Top - 1 1/4"	$118.09
S7L/3636T/74P/TXX/LXX	36" x 36" Lateral File Top for Back-to-Back Units 1 1/4"	$189.42
S7L/4218T/74P/TXX/LXX	18" x 42" Lateral File Top - 1 1/4"	$126.27
S7L/4236T/74P/TXX/LXX	42" x 36" Lateral File Top for Back-to-Back Units 1 1/4"	$206.95
S7L/6018T/74P/TXX/LXX	18" x 60" Lateral File Top - 1 1/4"	$152.01
S7L/6036T/74P/TXX/LXX	60" x 36" Lateral File Top for Back-to-Back Units 1 1/4"	$289.96
S7L/6618T/74P/TXX/LXX	18" x 66" Lateral File Top - 1 1/4"	$167.20
S7L/7218T/74P/TXX/LXX	18" x 72" Lateral File Top - 1 1/4"	$175.39
S7L/7236T/74P/TXX/LXX	72" x 36" Lateral File Top for Back-to-Back Units 1 1/4"	$312.18
S7L/7818T/74P/TXX/LXX	18" x 78" Lateral File Top - 1 1/4"	$190.59
S7L/8418T/74P/TXX/LXX	18" x 84" Lateral File Top - 1 1/4"	$194.09

S7L/8436T/74P/TXX/LXX	84" x 36" Lateral File Top for Back-to-Back Units 1 1/4"	$340.24
S7L/9018T/74P/TXX/LXX	18" x 90" Lateral File Top - 1 1/4"	$256.06
S7L/9036T/74P/TXX/LXX	90" x 36" Lateral File Top for Back-to-Back Units 1 1/4"	$376.49

Model Number	Description	Price
PDCU17.XX	17" Cushioned Seat For Mobile Pedestal - Upholsterable	$39.73
PDCU20.XX	20" Cushioned Seat For Mobile Pedestal - Upholsterable	$43.24

Model Number	Description	Price
S7P/1715T/74P/TXX/LXX	15" x 17.75" Pedestal File Top - 1 1/4"	$58.47
S7P/2115T/74P/TXX/LXX	15" x 21.75" Pedestal File Top - 1 1/4"	$65.48
S7P/2715T/74P/TXX/LXX	15" x 27.75" Pedestal File Top - 1 1/4"	$77.17

LATERALS (FG)

Model Number	Description	Price
CIL-30240-2D-XX-CBW	30" 2-Drawer Lateral File	$487.55
KD1-30240-2D-XX-NOCBW	30" 2-Drawer Lateral File	$400.87
KD10-30240-2D-NOCBW	30" 2-Drawer Lateral File	$330.93
KD10-30360-3D-NOCBW	30" 3-Drawer Lateral File	$413.86
KD1-30360-3D-XX-NOCBW	30" 3-Drawer Lateral File	$505.85
CIL-30360-3D-XX-CBW	30" 3-Drawer Lateral File	$598.67
KD1-30480-4D-XX-NOCBW	30" 4-Drawer Lateral File	$622.04
CIL-30480-4D-XX-CBW	30" 4-Drawer Lateral File	$704.23
KD10-30480-4D-NOCBW	30" 4-Drawer Lateral File	$511.26
CIL-30615-5D-XX-CBW	30" 5-Drawer Lateral File	$880.63
KD1-30615-5D-XX-NOCBW	30" 5-Drawer Lateral File	$808.57
KD10-30615-5D-NOCBW	30" 5-Drawer Lateral File	$640.13
KD1-36240-2D-XX-NOCBW	36" 2-Drawer Lateral File	$420.17
CIL-36240-2D-XX-CBW	36" 2-Drawer Lateral File	$508.38
KD10-36240-2D-NOCBW	36" 2-Drawer Lateral File	$349.19
KD10-36360-3D-NOCBW	36" 3-Drawer Lateral File	$440.36
KD1-36360-3D-XX-NOCBW	36" 3-Drawer Lateral File	$532.62
CIL-36360-3D-XX-CBW	36" 3-Drawer Lateral File	$626.45
CIL-36480-4D-XX-CBW	36" 4-Drawer Lateral File	$737.56
KD10-36480-4D-NOCBW	36" 4-Drawer Lateral File	$551.33
KD1-36480-4D-XX-NOCBW	36" 4-Drawer Lateral File	$653.35
CIL-36615-5D-XX-CBW	36" 5-Drawer Lateral File	$918.14
KD1-36615-5D-XX-NOCBW	36" 5-Drawer Lateral File	$865.00
KD10-36615-5D-NOCBW	36" 5-Drawer Lateral File	$685.65
KD1-42240-2D-XX-NOCBW	42" 2-Drawer Lateral File	$454.94
KD10-42240-2D-NOCBW	42" 2-Drawer Lateral File	$367.17
CIL-42240-2D-XX-CBW	42" 2-Drawer Lateral File	$540.33
CIL-42360-3D-XX-CBW	42" 3-Drawer Lateral File	$669.51
KD10-42360-3D-NOCBW	42" 3-Drawer Lateral File	$474.93
KD1-42360-3D-XX-NOCBW	42" 3-Drawer Lateral File	$577.73
CIL-42480-4D-XX-CBW	42" 4-Drawer Lateral File	$794.53
KD1-42480-4D-XX-NOCBW	42" 4-Drawer Lateral File	$711.22
KD10-42480-4D-NOCBW	42" 4-Drawer Lateral File	$583.47

KD10-42615-5D-NOCBW	42" 5-Drawer Lateral File	$724.60
CIL-42615-5D-XX-CBW	42" 5-Drawer Lateral File	$986.19
KD1-42615-5D-XX-NOCBW	42" 5-Drawer Lateral File	$889.96

VERTICALS (FG)

Model Number	Description	Price
CIV-1530-2DCF-XX	15" Wide 2-Drawer Vertical File	$425.05
KD10-VF-1530-2DCF	15" Wide 2-Drawer Vertical File	$351.30
KD1-VF-1530-2DCF-XX	15" Wide 2-Drawer Vertical File	$409.96
KD1-VF-1530-2DFB-XX	15" Wide 2-Drawer Vertical File	$409.96
KD10-VF-1530-2DFB	15" Wide 2-Drawer Vertical File	$351.30
CIV-1530-2DFB-XX	15" Wide 2-Drawer Vertical File	$425.05
KD10-VF-1530-3DCF	15" Wide 3-Drawer Vertical File	$453.54
KD1-VF-1530-3DCF-XX	15" Wide 3-Drawer Vertical File	$536.05
CIV-1530-3DCF-XX	15" Wide 3-Drawer Vertical File	$556.99
KD10-VF-1530-3DFB	15" Wide 3-Drawer Vertical File	$453.54
CIV-1530-3DFB-XX	15" Wide 3-Drawer Vertical File	$556.99
KD1-VF-1530-3DFB-XX	15" Wide 3-Drawer Vertical File	$536.05
KD1-VF-1530-4DCF-XX	15" Wide 4-Drawer Vertical File	$669.38
KD10-VF-1530-4DCF	15" Wide 4-Drawer Vertical File	$564.96
CIV-1530-4DCF-XX	15" Wide 4-Drawer Vertical File	$694.51
KD1-VF-1530-4DFB-XX	15" Wide 4-Drawer Vertical File	$669.38
KD10-VF-1530-4DFB	15" Wide 4-Drawer Vertical File	$564.96
CIV-1530-4DFB-XX	15" Wide 4-Drawer Vertical File	$694.51
KD10-VF-1530-5DCF	15" Wide 5-Drawer Vertical File	$670.66
KD1-VF-1530-5DCF-XX	15" Wide 5-Drawer Vertical File	$795.72
CIV-1530-5DCF-XX	15" Wide 5-Drawer Vertical File	$840.35
CIV-1530-5DFB-XX	15" Wide 5-Drawer Vertical File	$840.35
KD10-VF-1530-5DFB	15" Wide 5-Drawer Vertical File	$670.66
KD1-VF-1530-5DFB-XX	15" Wide 5-Drawer Vertical File	$795.72
KD1-VF-1830-2DCF-XX	18" Wide 2-Drawer Vertical File	$428.18
KD10-VF-1830-2DCF	18" Wide 2-Drawer Vertical File	$367.68
CIV-1830-2DCF-XX	18" Wide 2-Drawer Vertical File	$445.87
KD10-VF-1830-2DFB	18" Wide 2-Drawer Vertical File	$367.68
KD1-VF-1830-2DFB-XX	18" Wide 2-Drawer Vertical File	$428.18
CIV-1830-2DFB-XX	18" Wide 2-Drawer Vertical File	$445.87
CIV-1830-3DCF-XX	18" Wide 3-Drawer Vertical File	$577.83
KD1-VF-1830-3DCF-XX	18" Wide 3-Drawer Vertical File	$556.27
KD10-VF-1830-3DCF	18" Wide 3-Drawer Vertical File	$475.66
CIV-1830-3DFB-XX	18" Wide 3-Drawer Vertical File	$577.83
KD10-VF-1830-3DFB	18" Wide 3-Drawer Vertical File	$475.66
KD1-VF-1830-3DFB-XX	18" Wide 3-Drawer Vertical File	$556.27
CIV-1830-4DCF-XX	18" Wide 4-Drawer Vertical File	$726.45
KD10-VF-1830-4DCF	18" Wide 4-Drawer Vertical File	$588.77
KD1-VF-1830-4DCF-XX	18" Wide 4-Drawer Vertical File	$693.41
KD1-VF-1830-4DFB-XX	18" Wide 4-Drawer Vertical File	$693.41
KD10-VF-1830-4DFB	18" Wide 4-Drawer Vertical File	$588.77
CIV-1830-4DFB-XX	18" Wide 4-Drawer Vertical File	$726.45
CIV-1830-5DCF-XX	18" Wide 5-Drawer Vertical File	$872.30
KD10-VF-1830-5DCF	18" Wide 5-Drawer Vertical File	$696.41
KD1-VF-1830-5DCF-XX	18" Wide 5-Drawer Vertical File	$830.28
CIV-1830-5DFB-XX	18" Wide 5-Drawer Vertical File	$872.30
KD10-VF-1830-5DFB	18" Wide 5-Drawer Vertical File	$696.41
KD1-VF-1830-5DFB-XX	18" Wide 5-Drawer Vertical File	$830.28

NEW YORK SERIES XXI MODEL PRICE LIST

Date: 8/1/2022

DESIGN YOUR OWN/PRECONFIGURED LATERALS-FINISHED GOOD

Model Number	Description	Price
CIL-30615-5M-XX-CBW	65 9/32" File/3 Drawers/Hinged Door/30" Wide	$921.67
CIL-30675-5M-XX-CBW	71 13/32" File/3 Drawers/Hinged Door/30" Wide	$975.99
CIL-30735-6M-XX-CBW	77 17/32" File/4 Drawers/Hinged Door/30" Wide	$1,078.24
CIL-36615-5M-XX-CBW	65 9/32" File/3 Drawers/Hinged Door/36" Wide	$1,035.10
CIL-36675-5M-XX-CBW	71 13/32" File/3 Drawers/Hinged Door/36" Wide	$1,070.24
CIL-36735-6M-XX-CBW	77 17/32" File/4 Drawers/Hinged Door/36" Wide	$1,226.79
CIL-42615-5M-XX-CBW	65 9/32" File/3 Drawers/Hinged Door/42" Wide	$1,105.37
CIL-42675-5M-XX-CBW	71 13/32" File/3 Drawers/Hinged Door/42" Wide	$1,207.61
CIL-42735-6M-XX-CBW	77 17/32" File/4 Drawers/Hinged Door/42" Wide	$1,380.12

Model Number	Description	Price
CIL-30210-2D-XX-CBW	23 15/16" Lateral File/Type-A Bars/30" Wide	$520.74
CIL-30240-2E-XX-CBW	27" Lateral File/2 Receding Doors/30" Wide	$520.74
CIL-30240-2R-XX-CBW	27" Lateral File/2 High/30" Wide	$519.15
CIL-30270-2D-XX-CBW	30 1/16" Lateral File/Type-A Bars/30" Wide	$517.54
CIL-30360-3E-XX-CBW	39 1/4" Lateral File/3 Receding Doors/30" Wide	$680.48
CIL-30360-3R-XX-CBW	39 1/4" Lateral File/3 High/30" Wide	$637.36
CIL-30480-4E-XX-CBW	51 1/2" Lateral File/4 Receding Doors/30" Wide	$843.42
CIL-30480-4R-XX-CBW	51 1/2" Lateral File/4 High/30" Wide	$781.10
CIL-30510-4D-XX-CBW	54 9/16" Lateral File/4 High/30" Wide	$845.01
CIL-30525-5D-XX-CBW	56 3/32" Lateral File/5 High/30" Wide	$923.28
CIL-30555-5D-XX-CBW	59 3/32" Lateral File/5 High/30" Wide	$926.47
CIL-30600-5D-XX-CBW	63 3/4" Lateral File/5 High/30" Wide/1 Rec Door	$864.17
CIL-30600-5R-XX-CBW	63 3/4" Lateral File/5 High/30" Wide	$942.44
CIL-30615-5DP-XX-CBW	65 9/32" Lateral File/5 High/30" Wide Posting Shelf	$963.21
CIL-30615-5E-XX-CBW	65 9/32" Lateral File/5 Receding Doors/30" Wide	$1,041.48
CIL-30615-5RP-XX-CBW	65 9/32" Lateral File/5 High/30" Wide Posting Shelf	$998.35
CIL-30615-5R-XX-CBW	65 9/32" Lateral File/5 High/30" Wide	$958.43
CIL-30645-5D-XX-CBW	68 11/32" Lateral File/5 High/30" Wide	$993.55
CIL-30675-6D-XX-CBW	71 13/32" Lateral File/6 High/30" Wide	$1,113.35
CIL-30735-6D-XX-CBW	77 11/32" Lateral File/6 High/30" Wide	$1,057.45
CIL-30735-6E-XX-CBW	77 17/32" Lateral File/6 Receding Doors/30" Wide	$1,245.95
CIL-36210-2D-XX-CBW	23 15/16" Lateral File/Type-A Bars/36" Wide	$538.31
CIL-36240-2E-XX-CBW	27" Lateral File/2 Receding Doors/36" Wide	$531.94
CIL-36240-2R-XX-CBW	27" Lateral File/2 High/36" Wide	$535.12
CIL-36270-2D-XX-CBW	30 1/16" Lateral File/Type-A Bars/36" Wide	$538.31
CIL-36360-3E-XX-CBW	39 1/4" Lateral File/3 Receding Doors/36" Wide	$702.85
CIL-36360-3R-XX-CBW	39 1/4" Lateral File/3 High/36" Wide	$659.71
CIL-36480-4E-XX-CBW	51 1/2" Lateral File/4 Receding Doors/36" Wide	$878.55
CIL-36480-4R-XX-CBW	51 1/2" Lateral File/4 High/36" Wide	$819.46
CIL-36510-4D-XX-CBW	54 9/16" Lateral File/4 High/36" Wide	$867.37
CIL-36525-5D-XX-CBW	56 3/32" Lateral File/5 High/36" Wide	$947.24
CIL-36555-5D-XX-CBW	59 3/32" Lateral File/5 High/36" Wide	$940.85
CIL-36600-5D-XX-CBW	63 3/4" Lateral File/5 High/36" Wide/1 Rec Door	$932.86
CIL-36600-5R-XX-CBW	63 3/4" Lateral File/5 High/36" Wide	$958.43
CIL-36615-5DP-XX-CBW	65 9/32" Lateral File/5 High/36" Wide Posting Shelf	$998.35
CIL-36615-5E-XX-CBW	65 9/32" Lateral File/5 Receding Doors/36" Wide	$1,055.85
CIL-36615-5RP-XX-CBW	65 9/32" Lateral File/5 High/36" Wide Posting Shelf	$1,031.89

CIL-36615-5R-XX-CBW	65 9/32" Lateral File/5 High/36" Wide	$990.36
CIL-36645-5D-XX-CBW	68 11/32" Lateral File/5 High/36" Wide	$1,044.68
CIL-36675-6D-XX-CBW	71 13/32" Lateral File/6 High/36" Wide	$1,277.89
CIL-36735-6D-XX-CBW	77 11/32" Lateral File/6 High/36" Wide	$1,121.34
CIL-36735-6E-XX-CBW	77 17/32" Lateral File/6 Receding Doors/36" Wide	$1,268.32
CIL-42210-2D-XX-CBW	23 15/16" Lateral File/Type-A Bars/42" Wide	$571.86
CIL-42240-2E-XX-CBW	27" Lateral File/2 Receding Doors/42" Wide	$578.24
CIL-42240-2R-XX-CBW	27" Lateral File/2 High/42" Wide	$571.86
CIL-42270-2D-XX-CBW	30 1/16" Lateral File/Type-A Bars/42" Wide	$571.86
CIL-42360-3E-XX-CBW	39 1/4" Lateral File/3 Receding Doors/42" Wide	$761.92
CIL-42360-3R-XX-CBW	39 1/4" Lateral File/3 High/42" Wide	$709.24
CIL-42480-4E-XX-CBW	51 1/2" Lateral File/4 Receding Doors/42" Wide	$966.40
CIL-42480-4R-XX-CBW	51 1/2" Lateral File/4 High/42" Wide	$897.72
CIL-42510-4D-XX-CBW	54 9/16" Lateral File/4 High/42" Wide	$966.40
CIL-42525-5D-XX-CBW	56 3/32" Lateral File/5 High/42" Wide	$1,023.92
CIL-42555-5D-XX-CBW	59 3/32" Lateral File/5 High/42" Wide	$1,062.25
CIL-42600-5D-XX-CBW	63 3/4" Lateral File/5 High/42" Wide/1 Rec Door	$1,062.25
CIL-42600-5R-XX-CBW	63 3/4" Lateral File/5 High/42" Wide	$1,062.25
CIL-42615-5DP-XX-CBW	65 9/32" Lateral File/5 High/42" Wide Posting Shelf	$1,070.24
CIL-42615-5E-XX-CBW	65 9/32" Lateral File/5 Receding Doors/42" Wide	$1,169.26
CIL-42615-5RP-XX-CBW	65 9/32" Lateral File/5 High/42" Wide Posting Shelf	$1,110.17
CIL-42615-5R-XX-CBW	65 9/32" Lateral File/5 High/42" Wide	$1,067.04
CIL-42645-5D-XX-CBW	68 11/32" Lateral File/5 High/42" Wide	$1,206.00
CIL-42675-6D-XX-CBW	71 13/32" Lateral File/6 High/42" Wide	$1,415.26
CIL-42735-6D-XX-CBW	77 11/32" Lateral File/6 High/42" Wide	$1,311.43
CIL-42735-6E-XX-CBW	77 17/32" Lateral File/6 Receding Doors/42" Wide	$1,493.54

Model Number	**Description**	**Price**
CIL-18615-HWL-XX	18" W x 65-9/32" High Wardrobe Multimedia Storage Cabinet	$521.33
CIL-18615-HWR-XX	18" W x 65-9/32" High Wardrobe Multimedia Storage Cabinet	$521.33
CIL-30240-CC-XX	27" Credenza Cupboard/1 Shelf/30" Wide	$526.30
CIL-30240-HD-XX	27" Cabinet/1 Shelf/30" Wide	$408.93
CIL-30255-HX-XX	28" Cabinet/30" Wide	$384.38
CIL-30285-HD-XX	31 19/32" Cabinet/1 Shelf/30" Wide	$467.88
CIL-30300-HD-XX	33 1/8" Cabinet/1 Shelf/30" Wide	$469.59
CIL-30360-HD-XX	39 1/4" Cabinet/2 Shelves/30" Wide	$507.92
CIL-30480-HD-XX	51 1/2" Cabinet/2 Shelves/30" Wide	$579.80
CIL-30525-HD-XX	56 3/32" Cabinet/2 Shelves/30" Wide	$672.47
CIL-30600-HD-XX	63 3/4" Cabinet/3 Shelves/30" Wide	$718.20
CIL-30615-HD-XX	65 9/32" Cabinet/3 Shelves/30" Wide	$723.46
CIL-30615-HWS-XX	30" W x 65-9/32" High Wardrobe Multimedia Storage Cabinet	$725.52
CIL-30660-HX-XX	70" Cabinet/30" Wide	$646.12
CIL-30735-HD-XX	77 11/32" Cabinet/4 Shelves/30" Wide	$833.67
CIL-36240-CC-XX	27" Credenza Cupboard/1 Shelf/36" Wide	$570.99
CIL-36240-HD-XX	27" Cabinet/1 Shelf/36" Wide	$444.08
CIL-36285-HD-XX	31 15/32" Cabinet/1 Shelf/36" Wide	$484.66
CIL-36300-HD-XX	33 1/8" Cabinet/1 Shelf/36" Wide	$488.80
CIL-36330-HX-XX	33" Cabinet/36" Wide	$442.57
CIL-36360-HD-XX	39 1/4" Cabinet/2 Shelves/36" Wide	$544.66
CIL-36450-HD-XX	48 7/16" Cabinet/2 Shelves/36" Wide	$612.68
CIL-36480-HD-XX	51 1/2" Cabinet/2 Shelves/36" Wide	$630.09
CIL-36525-HD-XX	56 3/32" Cabinet/2 Shelves/36" Wide	$715.53
CIL-36600-HD-XX	63 3/4" Cabinet/3 Shelves/36" Wide	$768.38
CIL-36615-HD-XX	65 9/32" Cabinet/3 Shelves/36" Wide	$770.96
CIL-36615-HWS-XX	36" W x 65-9/32" High Wardrobe Multimedia Storage Cabinet	$784.86

CIL-36645-HD-XX	68 11/16" Cabinet/3 Shelves/36" Wide	$808.03
CIL-36660-HD-XX	69 7/8" Cabinet/3 Shelves/36" Wide	$817.51
CIL-36660-HX-XX	70" Cabinet/36" Wide	$653.91
CIL-36735-HD-XX	77 11/32" Cabinet/4 Shelves/36" Wide	$866.80
CIL-42240-CC-XX	27" Credenza Cupboard/1 Shelf/42" Wide	$594.11
CIL-42240-HD-XX	27" Cabinet/1 Shelf/42" Wide	$469.63
CIL-42300-HD-XX	33 1/8" Cabinet/1 Shelf/42" Wide	$520.74
CIL-42360-HD-XX	39 1/4" Cabinet/2 Shelves/42" Wide	$585.37
CIL-42450-HD-XX	48 7/16" Cabinet/1 Shelf/42" Wide	$658.71
CIL-42480-HD-XX	51 1/2" Cabinet/2 Shelves/42" Wide	$665.90
CIL-42525-HD-XX	56 3/32" Cabinet/2 Shelves/42" Wide	$760.25
CIL-42600-HD-XX	63 3/4" Cabinet/3 Shelves/42" Wide	$824.09
CIL-42615-HD-XX	65 9/32" Cabinet/3 Shelves/42" Wide	$836.77

Model Number	Description	Price
CIL-30030D-XX	3" Drawer/30" Wide	$118.21
CIL-30060D-XX	6" Drawer/30" Wide	$113.41
CIL-30060S	6" Rollout Shelf/30" Wide	$92.65
CIL-30090D-XX	9" Drawer/30" Wide	$119.81
CIL-30105DA-XX	10 1/2" Drawer/30" Wide/Type-A Folder Bars	$115.00
CIL-30105D-XX	10 1/2" Drawer/30" Wide/No Accessories	$103.83
CIL-30120DA-XX	12" Drawer/30" Wide/Type-A Folder Bars	$115.00
CIL-30120D-XX	12" Drawer/30" Wide/No Accessories	$102.23
CIL-30120RED-XX	12" Rec Door/30" Wide/End Tab Filing Shelf	$138.97
CIL-30120RSA-XX	12" Rec Door/30" Wide/Rollout Shelf And Bars	$129.38
CIL-30120RS-XX	12" Receding Door/30" Wide/Rollout Shelf	$116.62
CIL-30120R-XX	12" Receding Door/30" Wide/No Accessories	$78.29
CIL-30135DE-XX	13 1/2" Drawer/30" Wide/Type-A Folder Bars	$146.96
CIL-30135D-XX	13 1/2" Drawer/30" Wide/No Accessories	$115.00
CIL-30135RED-XX	13 1/2" Rec Door/30" Wide/End Tab Filing Shelf	$138.97
CIL-30135RSA-XX	13 1/2" Rec Door/30" Wide/Roll Shelf And Bars	$137.37
CIL-30135RS-XX	13 1/2" Receding Door/30" Wide/Rollout Shelf	$122.99
CIL-30135R-XX	13 1/2" Receding Door/30" Wide/No Accessories	$79.88
CIL-30150DE-XX	15" Drawer/30" Wide/Type-A Folder Bars	$146.96
CIL-30150D-XX	15" Drawer/30" Wide/No Accessories	$115.00
CIL-30150RED-XX	15" Rec Door/30" Wide/End Tab Filing Shelf	$186.88
CIL-30150RSE-XX	15" Rec Door/30" Wide/Rollout Shelf And Bars	$183.70
CIL-30150RS-XX	15" Receding Door/30" Wide/Rollout Shelf	$161.33
CIL-30150R-XX	15" Receding Door/30" Wide/No Accessories	$121.39
CIL-30150-XX	17 13/16" High Shell/30" Wide	$228.43
CIL-3015FS-XX	1 1/2" Tie Bar Shelf/30" Wide	$78.29
CIL-3015F-XX	1 1/2" Tie Bar/30" Wide	$30.35
CIL-3015LFS-XX	1 1/2" Locking Tie Bar Shelf/30" Wide	$99.04
CIL-3015LF-XX	1 1/2" Locking Tie Bar/30" Wide	$78.29
CIL-3015PS-XX	1 1/2" Posting Shelf/30" Wide	$95.84
CIL-30165-XX	19 11/32" High Shell/30" Wide	$231.62
CIL-30180-XX	20 7/8" High Shell/30" Wide	$233.21
CIL-30195-XX	22 13/32" High Shell/30" Wide	$233.21
CIL-30210-XX	23 15/16" High Shell/30" Wide	$230.04
CIL-30225-XX	25 15/32" High Shell/30" Wide	$231.62
CIL-30240-XX	27" High Shell/30" Wide	$230.04
CIL-30255MHX-XX	25 1/2" Hinged Door Insert/30" Wide	$269.95
CIL-30255-XX	28 17/32" High Shell/30" Wide	$281.12
CIL-30270-XX	30 1/18" High Shell/30" Wide	$281.12
CIL-30285-XX	31 19/32" High Shell/30" Wide	$281.12

NEW YORK SERIES XXI MODEL PRICE LIST

Date: 8/1/2022

CIL-30300-XX	33 1/8" High Shell/30" Wide	$284.35
CIL-30315-XX	34 21/32" High Shell/30" Wide	$284.35
CIL-30330-XX	36 3/16" High Shell/30" Wide	$284.35
CIL-30345-XX	37 23/32" High Shell/30" Wide	$285.93
CIL-30360-XX	39 1/4" High Shell/30" Wide	$285.93
CIL-30375MHX-XX	37 1/2" Hinged Door Insert/30" Wide	$337.04
CIL-30375-XX	40 25/32" High Shell/30" Wide	$309.90
CIL-30390-XX	42 5/16" High Shell/30" Wide	$311.49
CIL-30405-XX	43 27/32" High Shell/30" Wide	$311.49
CIL-30420-XX	45 3/8" High Shell/30" Wide	$313.08
CIL-30435-XX	46 29/32 High Shell/30" Wide	$313.08
CIL-30450-XX	48 7/16 High Shell/30" Wide	$313.08
CIL-30465-XX	49 31/32" High Shell/30" Wide	$314.69
CIL-30480-XX	51 1/2" High Shell/30" Wide	$314.69
CIL-30495-XX	53 1/32" High Shell/30" Wide	$372.20
CIL-30510-XX	54 9/16" High Shell/30" Wide	$373.77
CIL-30525-XX	56 3/32" High Shell/30" Wide	$373.77
CIL-30540-XX	57 5/8" High Shell/30" Wide	$375.39
CIL-30555-XX	59 5/32" High Shell/30" Wide	$375.39
CIL-30570-XX	60 11/16" High Shell/30" Wide	$376.97
CIL-30585-XX	62 7/32" High Shell/30" Wide	$376.97
CIL-30600-XX	63 3/4" High Shell/30" Wide	$381.77
CIL-30615-XX	65 9/32" High Shell/30" Wide	$361.00
CIL-30630-XX	66 13/16" High Shell/30" Wide	$426.49
CIL-30645-XX	68 11/16" High Shell/30" Wide	$428.10
CIL-30660-XX	69 7/8" High Shell/30" Wide	$428.10
CIL-30675-XX	71 13/32" High Shell/30" Wide	$429.69
CIL-30690-XX	72 15/16" High Shell/30" Wide	$429.69
CIL-30705-XX	74 15/32" High Shell/30" Wide	$431.28
CIL-30720-XX	76" High Shell/30" Wide	$431.28
CIL-30735-XX	77 17/32" High Shell/30" Wide	$431.28
CIL-30ADF	30" Acco Data Binder Frame	$54.31
CIL-30BS	Blank Shelf/30" Wide	$41.54
CIL-30CF	Compressor Follower/27" Wide	$55.91
CIL-30CR	Coat Rod/30" Wide	$25.56
CIL-30DL	Security Shelf With Individual Lock/30" Wide	$67.08
CIL-30ETS	Fixed End Tab Filing Shelf/30" Wide	$81.46
CIL-30FBA	Type "A" Folder Bars/30" Wide	$15.98
CIL-30FBE	Type "E" Folder Bars/30" Wide	$37.35
CIL-30KIF	30" Binder Frame For Computer Print-Outs	$54.31
CIL-30LL	Legal/Letter Conversion/30" Wide	$8.88
CIL-30MEDPAN	30 x 1 x 4" Organizer Front Pan	$26.90
CIL-30RRC	Reel Insert Shelf For CabinetS/30" Wide	$52.78
CIL-30RRF	Reel Insert Shelf For DrawerS/30" Wide	$52.78
CIL-30WJB	30" Wilson Jones Button-Type Binder Frame	$54.31
CIL-30WLD	30" Wrightline Binder Frame	$54.31
CIL-334DIV40	Organizer Divider 4 x 4"	$4.68
CIL-334DIV50	Organizer Divider 5 x 4"	$4.96
CIL-334DIV60	Organizer Divider 6 x 4"	$5.27
CIL-334DIV80	Organizer Divider 8 x 4"	$5.56
CIL-334KIH	Binder Hanger	$20.78
CIL-334MPART	Organizer Partition	$9.35
CIL-36030D-XX	3" Drawer/36" Wide	$122.99
CIL-36060D-XX	6" Drawer/36" Wide	$118.21
CIL-36060S	6" Rollout Shelf/36" Wide	$95.84
CIL-36090D-XX	9" Drawer/36" Wide	$129.38
CIL-36105DA-XX	10 1/2" Drawer/36" Wide/Type-A Folder Bars	$129.38
CIL-36105D-XX	10 1/2" Drawer/36" Wide/No Accessories	$115.00

NEW YORK SERIES XXI MODEL PRICE LIST

Date: 8/1/2022

CIL-36120DA-XX	12" Drawer/36" Wide/Type-A Folder Bars	$129.38
CIL-36120D-XX	12" Drawer/36" Wide/No Accessories	$115.00
CIL-36120RED-XX	12" Rec Door/36" Wide/End Tab Filing Shelf	$143.77
CIL-36120RSA-XX	12" Rec Door/36" Wide/Rollout Shelf And Bars	$140.57
CIL-36120RS-XX	12" Receding Door/36" Wide/Rollout Shelf	$127.81
CIL-36120R-XX	12" Receding Door/36" Wide/No Accessories	$83.06
CIL-36135DE-XX	13 1/2" Drawer/36" Wide/Type-A Folder Bars	$164.54
CIL-36135D-XX	13 1/2" Drawer/36" Wide/No Accessories	$132.58
CIL-36135RED-XX	13 1/2" Rec Door/36" Wide/Roll Shelf And Bars	$146.96
CIL-36135RSA-XX	13 1/2" Rec Door/36" Wide/Roll Shelf And Bars	$148.55
CIL-36135RS-XX	13 1/2" Receding Door/36" Wide/Rollout Shelf	$135.78
CIL-36135R-XX	13 1/2" Receding Door/36" Wide/No Accessories	$83.06
CIL-36150DE-XX	15" Drawer/36" Wide/Type-A Folder Bars	$164.54
CIL-36150D-XX	15" Drawer/36" Wide/No Accessories	$132.58
CIL-36150RED-XX	15" Rec Door/36" Wide/End Tab Filing Shelf	$196.48
CIL-36150RSE-XX	15" Rec Door/36" Wide/Rollout Shelf And Bars	$199.68
CIL-36150RS-XX	15" Receding Door/36" Wide/Rollout Shelf	$172.52
CIL-36150R-XX	15" Receding Door/36" Wide/No Accessories	$127.81
CIL-36150-XX	17 13/16" High Shell/36" Wide	$239.61
CIL-3615FS-XX	1 1/2" Tie Bar Shelf/36" Wide	$86.26
CIL-3615F-XX	1 1/2" Tie Bar/36" Wide	$36.74
CIL-3615LFS-XX	1 1/2" Locking Tie Bar Shelf/36" Wide	$105.42
CIL-3615LF-XX	1 1/2" Locking Tie Bar/36" Wide	$83.06
CIL-3615PS-XX	1 1/2" Posting Shelf/36" Wide	$100.65
CIL-36165-XX	19 11/32" High Shell/36" Wide	$247.59
CIL-36180-XX	20 7/8" High Shell/36" Wide	$255.58
CIL-36195-XX	22 13/32" High Shell/36" Wide	$247.59
CIL-36210-XX	23 15/16" High Shell/36" Wide	$239.61
CIL-36225-XX	25 15/32" High Shell/36" Wide	$241.19
CIL-36240-XX	27" High Shell/36" Wide	$239.61
CIL-36255MHX-XX	25 1/2" Hinged Door Insert/36" Wide	$287.54
CIL-36255-XX	28 17/32" High Shell/36" Wide	$287.54
CIL-36270-XX	30 1/18" High Shell/36" Wide	$292.32
CIL-36285-XX	31 19/32" High Shell/36" Wide	$292.32
CIL-36300-XX	33 1/8" High Shell/36" Wide	$293.92
CIL-36315-XX	34 21/32" High Shell/36" Wide	$293.92
CIL-36330-XX	36 3/16" High Shell/36" Wide	$295.52
CIL-36345-XX	37 23/32" High Shell/36" Wide	$297.11
CIL-36360-XX	39 1/4" High Shell/36" Wide	$295.52
CIL-36375MHX-XX	37 1/2" Hinged Door Insert/36" Wide	$356.23
CIL-36375-XX	40 25/32" High Shell/36" Wide	$321.07
CIL-36390-XX	42 5/16" High Shell/36" Wide	$319.47
CIL-36405-XX	43 27/32" High Shell/36" Wide	$322.66
CIL-36420-XX	45 3/8" High Shell/36" Wide	$324.27
CIL-36435-XX	46 29/32 High Shell/36" Wide	$324.27
CIL-36450-XX	48 7/16 High Shell/36" Wide	$341.84
CIL-36465-XX	49 31/32" High Shell/36" Wide	$341.84
CIL-36480-XX	51 1/2" High Shell/36" Wide	$341.84
CIL-36495-XX	53 1/32" High Shell/36" Wide	$383.36
CIL-36510-XX	54 9/16" High Shell/36" Wide	$381.77
CIL-36525-XX	56 3/32" High Shell/36" Wide	$384.96
CIL-36540-XX	57 5/8" High Shell/36" Wide	$386.57
CIL-36555-XX	59 5/32" High Shell/36" Wide	$386.57
CIL-36570-XX	60 11/16" High Shell/36" Wide	$388.16
CIL-36585-XX	62 7/32" High Shell/36" Wide	$388.16
CIL-36600-XX	63 3/4" High Shell/36" Wide	$389.77
CIL-36615-XX	65 9/32" High Shell/36" Wide	$373.77
CIL-36630-XX	66 13/16" High Shell/36" Wide	$436.09

NEW YORK SERIES XXI MODEL PRICE LIST

Date: 8/1/2022

CIL-36645-XX	68 11/16" High Shell/36" Wide	$440.88
CIL-36660-XX	69 7/8" High Shell/36" Wide	$440.88
CIL-36675-XX	71 13/32" High Shell/36" Wide	$442.46
CIL-36690-XX	72 15/16" High Shell/36" Wide	$442.46
CIL-36705-XX	74 15/32" High Shell/36" Wide	$444.08
CIL-36720-XX	76" High Shell/36" Wide	$444.08
CIL-36735-XX	77 17/32" High Shell/36" Wide	$444.08
CIL-36ADF	36" Acco Data Binder Frame	$55.13
CIL-36BS	Blank Shelf/36" Wide	$42.34
CIL-36CF	Compressor Follower/33" Wide	$57.50
CIL-36CR	Coat Rod/36" Wide	$26.36
CIL-36DL	Security Shelf With Individual Lock/36" Wide	$68.69
CIL-36ETS	Fixed End Tab Filing Shelf/36" Wide	$84.66
CIL-36FBA	Type "A" Folder Bars/36" Wide	$16.37
CIL-36FBE	Type "E" Folder Bars/36" Wide	$38.34
CIL-36KIF	36" Binder Frame For Computer Print-Outs	$55.91
CIL-36LL	Legal/Letter Conversion/36" Wide	$9.58
CIL-36MEDPAN	36 x 1 x 4" Organizer Front Pan	$28.06
CIL-36RRC	Reel Insert Shelf For CabinetS/36" Wide	$53.48
CIL-36RRF	Reel Insert Shelf For DrawerS/36" Wide	$53.48
CIL-36WJB	36" Wilson Jones Button-Type Binder Frame	$55.91
CIL-36WLD	36" Wrightline Binder Frame	$55.91
CIL-42030D-XX	3" Drawer/42" Wide	$127.81
CIL-42060D-XX	6" Drawer/42" Wide	$126.20
CIL-42060S	6" Rollout Shelf/42" Wide	$100.65
CIL-42090D-XX	9" Drawer/42" Wide	$146.96
CIL-42105DA-XX	10 1/2" Drawer/42" Wide/Type-A Folder Bars	$143.77
CIL-42105D-XX	10 1/2" Drawer/42" Wide/No Accessories	$129.38
CIL-42120DA-XX	12" Drawer/42" Wide/Type-A Folder Bars	$143.77
CIL-42120D-XX	12" Drawer/42" Wide/No Accessories	$129.38
CIL-42120RED-XX	12" Rec Door/42" Wide/End Tab Filing Shelf	$154.95
CIL-42120RSA-XX	12" Rec Door/42" Wide/Rollout Shelf And Bars	$153.35
CIL-42120RS-XX	12" Receding Door/42" Wide/Rollout Shelf	$138.97
CIL-42120R-XX	12" Receding Door/42" Wide/No Accessories	$89.47
CIL-42135DE-XX	13 1/2" Drawer/42" Wide/Type-A Folder Bars	$190.09
CIL-42135D-XX	13 1/2" Drawer/42" Wide/No Accessories	$150.16
CIL-42135RED-XX	13 1/2" Rec Door/42" Wide/End Tab Filing Shelf	$158.15
CIL-42135RSA-XX	13 1/2" Rec Door/42" Wide/Roll Shelf And Bars	$159.73
CIL-42135RS-XX	13 1/2" Receding Door/42" Wide/Rollout Shelf	$146.96
CIL-42135R-XX	13 1/2" Receding Door/42" Wide/No Accessories	$89.47
CIL-42150DE-XX	15" Drawer/42" Wide/Type-A Folder Bars	$190.09
CIL-42150D-XX	15" Drawer/42" Wide/No Accessories	$150.16
CIL-42150RED-XX	15" Rec Door/42" Wide/End Tab Filing Shelf	$210.85
CIL-42150RSE-XX	15" Rec Door/42" Wide/Rollout Shelf And Bars	$215.65
CIL-42150RS-XX	15" Receding Door/42" Wide/Rollout Shelf	$183.70
CIL-42150R-XX	15" Receding Door/42" Wide/No Accessories	$132.58
CIL-42150-XX	17 13/16" High Shell/42" Wide	$252.38
CIL-4215FS-XX	1 1/2" Tie Bar Shelf/42" Wide	$92.65
CIL-4215F-XX	1 1/2" Tie Bar/42" Wide	$38.34
CIL-4215LFS-XX	1 1/2" Locking Tie Bar Shelf/42" Wide	$108.64
CIL-4215LF-XX	1 1/2" Locking Tie Bar/42" Wide	$86.26
CIL-4215PS-XX	1 1/2" Posting Shelf/42" Wide	$103.83
CIL-42165-XX	19 11/32" High Shell/42" Wide	$263.56
CIL-42180-XX	20 7/8" High Shell/42" Wide	$266.76
CIL-42195-XX	22 13/32" High Shell/42" Wide	$263.56
CIL-42210-XX	23 15/16" High Shell/42" Wide	$253.97
CIL-42225-XX	25 15/32" High Shell/42" Wide	$253.97
CIL-42240-XX	27" High Shell/42" Wide	$253.97

CIL-42255MHX-XX	25 1/2" Hinged Door Insert/42" Wide	$306.70
CIL-42255-XX	28 17/32" High Shell/42" Wide	$306.70
CIL-42270-XX	30 1/18" High Shell/42" Wide	$308.29
CIL-42285-XX	31 19/32" High Shell/42" Wide	$308.29
CIL-42300-XX	33 1/8" High Shell/42" Wide	$309.90
CIL-42315-XX	34 21/32" High Shell/42" Wide	$309.90
CIL-42330-XX	36 3/16" High Shell/42" Wide	$311.49
CIL-42345-XX	37 23/32" High Shell/42" Wide	$313.08
CIL-42360-XX	39 1/4" High Shell/42" Wide	$309.90
CIL-42375MHX-XX	37 1/2" Hinged Door Insert/42" Wide	$373.77
CIL-42375-XX	40 25/32" High Shell/42" Wide	$337.04
CIL-42390-XX	42 5/16" High Shell/42" Wide	$338.64
CIL-42405-XX	43 27/32" High Shell/42" Wide	$338.64
CIL-42420-XX	45 3/8" High Shell/42" Wide	$340.25
CIL-42435-XX	46 29/32 High Shell/42" Wide	$340.25
CIL-42450-XX	48 7/16 High Shell/42" Wide	$380.17
CIL-42465-XX	49 31/32" High Shell/42" Wide	$380.17
CIL-42480-XX	51 1/2" High Shell/42" Wide	$380.17
CIL-42495-XX	53 1/32" High Shell/42" Wide	$407.32
CIL-42510-XX	54 9/16" High Shell/42" Wide	$408.93
CIL-42525-XX	56 3/32" High Shell/42" Wide	$408.93
CIL-42540-XX	57 5/8" High Shell/42" Wide	$410.52
CIL-42555-XX	59 5/32" High Shell/42" Wide	$410.52
CIL-42570-XX	60 11/16" High Shell/42" Wide	$412.12
CIL-42585-XX	62 7/32" High Shell/42" Wide	$412.12
CIL-42600-XX	63 3/4" High Shell/42" Wide	$413.73
CIL-42615-XX	65 9/32" High Shell/42" Wide	$405.74
CIL-42630-XX	66 13/16" High Shell/42" Wide	$458.46
CIL-42645-XX	68 11/16" High Shell/42" Wide	$465.32
CIL-42735-XX	77 17/32" High Shell/42" Wide	$515.16
CIL-42ADF	42" Acco Data Binder Frame	$55.91
CIL-42BS	Blank Shelf/42" Wide	$44.73
CIL-42CF	Compressor Follower/39" Wide	$58.31
CIL-42CR	Coat Rod/42" Wide	$27.15
CIL-42DL	Security Shelf With Individual Lock/42" Wide	$70.30
CIL-42ETS	Fixed End Tab Filing Shelf/42" Wide	$87.86
CIL-42FBA	Type "A" Folder Bars/42" Wide	$16.79
CIL-42FBE	Type "E" Folder Bars/42" Wide	$38.74
CIL-42KIF	42" Binder Frame For Computer Print-Outs	$56.72
CIL-42LL	Legal/Letter Conversion/42" Wide	$10.00
CIL-42MEDPAN	42 x 1 x 4" Organizer Front Pan	$29.23
CIL-42RRC	Reel Insert Shelf For CabinetS/42" Wide	$53.83
CIL-42RRF	Reel Insert Shelf For DrawerS/42" Wide	$53.83
CIL-42WJB	42" Wilson Jones Button-Type Binder Frame	$56.32
CIL-42WLD	42" Wrightline Binder Frame	$56.32

DESIGN YOUR OWN/PRECONFIGURED LATERALS-KD LEVEL 1

Model Number	Description	Price
KD1-18615-HWL-XX	18" W x 65-9/32" High Wardrobe Multimedia Storage Cabinet	$506.10
KD1-18615-HWR-XX	18" W x 65-9/32" High Wardrobe Multimedia Storage Cabinet	$506.10
KD1-30210-2D-XX-NOCBW	23 15/16" Lateral File/Type-A Bars/30" Wide	$440.90
KD1-30240-2E-XX-NOCBW	27" Lateral File/2 Receding Doors/30" Wide	$494.55
KD1-30240CC-XX	27" Credenza Cupboard/1 Shelf/30" Wide	$476.35
KD1-30240HD-XX	27" Cabinet/1 Shelf/30" Wide	$386.12

NEW YORK SERIES XXI MODEL PRICE LIST

Date: 8/1/2022

KD1-30255HX-XX	28" Cabinet/30" Wide	$351.22
KD1-30270-2D-XX-NOCBW	30 1/16" Lateral File/Type-A Bars/30" Wide	$446.17
KD1-30285HD-XX	31 19/32" Cabinet/1 Shelf/30" Wide	$440.00
KD1-30300HD-XX	33 1/8" Cabinet/2 Shelves/30" Wide	$452.97
KD1-30360-3R-XX-NOCBW	39 1/4" Lateral File/3 High/30" Wide	$537.80
KD1-30360HD-XX	39 1/4" Cabinet/2 Shelves/30" Wide	$494.40
KD1-30480-4R-XX-NOCBW	51 1/2" Lateral File/4 High/30" Wide	$670.78
KD1-30480HD-XX	51 1/2" Cabinet/2 Shelves/30" Wide	$567.56
KD1-30510-4D-XX-NOCBW	54 9/16" Lateral File/4 High/30" Wide	$790.33
KD1-30525-5D-XX-NOCBW	56 3/32" Lateral File/5 High/30" Wide	$883.80
KD1-30525HD-XX	56 3/32" Cabinet/2 Shelves/30" Wide	$664.74
KD1-30600-5D-XX-NOCBW	63 3/4" Lateral File/5 High/30" Wide/1 Rec Door	$776.05
KD1-30600-5R-XX-NOCBW	63 3/4" Lateral File/5 High/30" Wide	$826.48
KD1-30600HD-XX	63 3/4" Cabinet/3 Shelves/30" Wide	$698.31
KD1-30615-5DP-XX-NOCBW	65 9/32" Lateral File/5 High/30" Wide Posting Shelf	$875.79
KD1-30615-5E-XX-NOCBW	65 9/32" Lateral File/5 Receding Doors/30" Wide	$1,015.93
KD1-30615-5M-XX-NOCBW	65 9/32" File/3 Drawers/Hinged Door/30" Wide	$811.99
KD1-30615-5R-XX-NOCBW	65 9/32" Lateral File/5 High/30" Wide	$847.89
KD1-30615HD-XX	65 9/32" Cabinet/3 Shelves/30" Wide	$701.00
KD1-30615-HWS-XX	30" W x 65-9/32" High Wardrobe Multimedia Storage Cabinet	$710.54
KD1-30645-5D-XX-NOCBW	68 11/32" Lateral File/5 High/30" Wide Receding door	$891.39
KD1-30660HX-XX	70" Cabinet/30" Wide	$606.03
KD1-30675-5M-XX-NOCBW	71 13/32" File/3 Drawers/Hinged Door/30" Wide	$870.52
KD1-30735-6D-XX-NOCBW	77 11/32" Lateral File/6 High/30" Wide	$974.65
KD1-30735-6M-XX-NOCBW	77 17/32" File/4 Drawers/Hinged Door/30" Wide	$933.73
KD1-30735HD-XX	77 11/32" Cabinet/4 Shelves/30" Wide	$825.62
KD1-36240-2E-XX-NOCBW	27" Lateral File/2 Receding Doors/36" Wide	$498.79
KD1-36240CC-XX	27" Credenza Cupboard/1 Shelf/36" Wide	$541.64
KD1-36240HD-XX	27" Cabinet/1 Shelf/36" Wide	$411.56
KD1-36270-2D-XX-NOCBW	30 1/16" Lateral File/Type-A Bars/36" Wide	$447.61
KD1-36285HD-XX	31 15/32" Cabinet/1 Shelf/36" Wide	$456.50
KD1-36300HD-XX	33 1/8" Cabinet/2 Shelves/36" Wide	$465.77
KD1-36330HX-XX	33" Cabinet/36" Wide	$414.40
KD1-36360-3E-XX-NOCBW	39 1/4" Lateral File/3 Receding Doors/36" Wide	$651.39
KD1-36360-3R-XX-NOCBW	39 1/4" Lateral File/3 High/36" Wide	$553.79
KD1-36360HD-XX	39 1/4" Cabinet/2 Shelves/36" Wide	$528.65
KD1-36450HD-XX	48 7/16" Cabinet/2 Shelves/36" Wide	$594.06
KD1-36480-4E-XX-NOCBW	51 1/2" Lateral File/4 Receding Doors/36" Wide	$812.27
KD1-36480-4R-XX-NOCBW	51 1/2" Lateral File/4 High/36" Wide	$685.92
KD1-36480HD-XX	51 1/2" Cabinet/2 Shelves/36" Wide	$597.56
KD1-36510-4D-XX-NOCBW	54 9/16" Lateral File/4 High/36" Wide	$865.60
KD1-36525-5D-XX-NOCBW	56 3/32" Lateral File/5 High/36" Wide	$904.81
KD1-36525HD-XX	56 5/32" Cabinet/2 Shelves/36" Wide	$692.26
KD1-36600-5D-XX-NOCBW	63 3/4" Lateral File/5 High/36" Wide/1 Rec Door	$861.97
KD1-36600-5R-XX-NOCBW	63 3/4" Lateral File/5 Hight/36" Wide	$896.23
KD1-36600HD-XX	63 3/4" Cabinet/3 Shelves/36" Wide	$767.93
KD1-36615-5DP-XX-NOCBW	65 9/32" Lateral File/5 High/30" Wide Posting Shelf	$938.94
KD1-36615-5E-XX-NOCBW	65 9/32" Lateral File/5 Receding Doors/36" Wide	$1,042.73
KD1-36615-5M-XX-NOCBW	65 9/32" File/3 Drawers/Hinged Door/36" Wide	$895.65
KD1-36615-5R-XX-NOCBW	65 9/32" Lateral File/5 High/36" Wide	$888.15
KD1-36615HD-XX	65 9/32" Cabinet/3 Shelves/36" Wide	$769.61
KD1-36615-HWS-XX	36" W x 65-9/32" High Wardrobe Multimedia Storage Cabinet	$777.37
KD1-36645-5D-XX-NOCBW	68 11/32" Lateral File/5 High/36" Wide Receding door	$961.10
KD1-36645HD-XX	68 11/16" Cabinet/3 Shelves/36" Wide	$786.59
KD1-36660HD-XX	69 7/8" Cabinet/3 Shelves/36" Wide	$794.38
KD1-36660HX-XX	70" Cabinet/36" Wide	$623.14
KD1-36735HD-XX	77 11/32" Cabinet/4 Shelves/36" Wide	$854.93
KD1-42210-2D-XX-NOCBW	23 15/16" Lateral File/Type-A Bars/42" Wide	$457.02

KD1-42240CC-XX	27" Credenza Cupboard/1 Shelf/42" Wide	$570.54
KD1-42240HD-XX	27" Cabinet/1 Shelf/42" Wide	$441.48
KD1-42270-2D-XX-NOCBW	30 1/16" Lateral File/Type-A Bars/42" Wide	$499.88
KD1-42300HD-XX	33 1/8" Cabinet/2 Shelves/42" Wide	$475.55
KD1-42330HX-XX	33" Cabinet/42" Wide	$443.07
KD1-42360-3E-XX-NOCBW	39 1/4" Lateral File/3 Receding Doors/42" Wide	$749.51
KD1-42360-3R-XX-NOCBW	39 1/4" Lateral File/3 High/42" Wide	$595.94
KD1-42360HD-XX	39 1/4" Cabinet/2 Shelves/42" Wide	$566.55
KD1-42450HD-XX	48 7/16" Cabinet/1 Shelf/42" Wide	$642.73
KD1-42480-4E-XX-NOCBW	51 1/2" Lateral File/4 Receding Doors/42" Wide	$940.82
KD1-42480-4R-XX-NOCBW	51 1/2" Lateral File/4 High/42" Wide	$739.35
KD1-42480HD-XX	51 1/2" Cabinet/1 Shelf/42" Wide	$650.53
KD1-42525-5D-XX-NOCBW	56 3/32" Lateral File/5 High/42" Wide	$961.08
KD1-42525HD-XX	56 3/32" Cabinet/1 Shelf/42" Wide	$737.83
KD1-42600-5D-XX-NOCBW	63 3/4" Lateral File/5 High/42" Wide	$909.65
KD1-42600-5R-XX-NOCBW	63 3/4" Lateral File/5 High/42" Wide	$939.26
KD1-42600HD-XX	63 3/4" Cabinet/1 Shelf/42" Wide	$818.81
KD1-42615-5DP-XX-NOCBW	65 9/32" Lateral File/5 High/30" Wide Posting Shelf	$964.63
KD1-42615-5E-XX-NOCBW	65 9/32" Lateral File/5 Receding Doors/42" Wide	$1,160.49
KD1-42615-5M-XX-NOCBW	65 9/32" File/3 Drawers/Hinged Door/42" Wide	$925.42
KD1-42615-5R-XX-NOCBW	65 9/32" Lateral File/5 High/42" Wide	$908.67
KD1-42615HD-XX	65 9/32" Cabinet/1 Shelf/42" Wide	$821.56
KD1-42645-5D-XX-NOCBW	68 11/32" Lateral File/5 High/42" Wide Receding door	$1,089.16
KD1-42675-5M-XX-NOCBW	71 13/32" File/3 Drawers/Hinged Door/42" Wide	$941.92
KD1-42735-6D-XX-NOCBW	77 11/32" Lateral File/6 High/42" Wide	$1,160.91

DESIGN YOUR OWN/PRECONFIGURED LATERALS-KD LEVEL 10

Model Number	Description	Price
KD10.18615.HWL	18" W x 65-9/32" High Wardrobe Multimedia Storage Cabinet - Raw	$447.47
KD10.18615.HWR	18" W x 65-9/32" High Wardrobe Multimedia Storage Cabinet - Raw	$447.47
KD10.30240CC	27" Credenza Cupboard/1 Shelf/30" Wide - Raw	$409.86
KD10.30240HD	27" Cabinet/1 Shelf/30" Wide - Raw	$307.94
KD10.30255HX	28" Cabinet/1 Shelf/30" Wide - Raw	$287.96
KD10.30285HD	31 19/32" Cabinet/1 Shelf/30" Wide - Raw	$335.87
KD10.30300HD	33 1/8" Cabinet/2 Shelves/30" Wide - Raw	$338.19
KD10.30360HD	39 1/4" Cabinet/2 Shelves/30" Wide - Raw	$385.48
KD10.30480HD	51 1/2" Cabinet/2 Shelves/30" Wide - Raw	$471.44
KD10.30525HD	56 3/32" Cabinet/2 Shelves/30" Wide - Raw	$516.57
KD10.30600HD	63 3/4" Cabinet/3 Shelves/30" Wide - Raw	$551.25
KD10.30615.HWS	30" W x 65-9/32" High Wardrobe Multimedia Storage Cabinet - Raw	$587.94
KD10.30615HD	65 9/32" Cabinet/3 Shelves/30" Wide - Raw	$566.12
KD10.30660HX	70" Cabinet/30" Wide - Raw	$482.17
KD10.30735HD	77 11/32" Cabinet/4 Shelves/30" Wide - Raw	$690.52
KD10.36240CC	27" Credenza Cupboard/1 Shelf/36" Wide - Raw	$448.07
KD10.36240HD	27" Cabinet/1 Shelf/36" Wide - Raw	$337.08
KD10.36285HD	31 15/32" Cabinet/1 Shelf/36" Wide - Raw	$360.41
KD10.36300HD	33 1/8" Cabinet/2 Shelves/36" Wide - Raw	$366.01
KD10.36330HX	33" Cabinet/36" Wide - Raw	$324.34
KD10.36360HD	39 1/4" Cabinet/2 Shelves/36" Wide - Raw	$449.23
KD10.36450HD	48 7/16" Cabinet/2 Shelves/36" Wide - Raw	$529.40
KD10.36480HD	51 1/2" Cabinet/2 Shelves/36" Wide - Raw	$532.70
KD10.36525HD	56 5/32" Cabinet/2 Shelves/36" Wide - Raw	$624.24
KD10.36600HD	63 3/4" Cabinet/3 Shelves/36" Wide - Raw	$616.94
KD10.36615.HWS	36" W x 65-9/32" High Wardrobe Multimedia Storage Cabinet - Raw	$652.91

KD10.36615HD	65 9/32" Cabinet/3 Shelves/36" Wide - Raw	$625.86
KD10.36645HD	68 11/16" Cabinet/3 Shelves/36" Wide - Raw	$649.01
KD10.36660HD	69 7/8" Cabinet/3 Shelves/36" Wide - Raw	$654.59
KD10.36660HX	70" Cabinet/36" Wide - Raw	$513.47
KD10.36735HD	77 11/32" Cabinet/4 Shelves/36" Wide - Raw	$707.19
KD10.42240CC	27" Credenza Cupboard/1 Shelf/42" Wide - Raw	$460.31
KD10.42240HD	27" Cabinet/1 Shelf/42" Wide - Raw	$361.94
KD10.42300HD	33 1/8" Cabinet/2 Shelves/42" Wide - Raw	$390.16
KD10.42330HX	33" Cabinet/42" Wide - Raw	$363.24
KD10.42360HD	39 1/4" Cabinet/2 Shelves/42" Wide - Raw	$469.67
KD10.42450HD	48 7/16" Cabinet/2 Shelves/42" Wide - Raw	$523.46
KD10.42480HD	51 1/2" Cabinet/2 Shelves/42" Wide - Raw	$536.78
KD10.42525HD	56 3/32" Cabinet/3 Shelves/42" Wide - Raw	$593.16
KD10.42600HD	63 3/4" Cabinet/3 Shelves/42" Wide - Raw	$646.87
KD10.42615HD	65 9/32" Cabinet/3 Shelves/42" Wide - Raw	$631.27

LOCKER UNITS-CUPBOARD/BOOKCASE/MARKERBOARD-FG

Model Number	Description	Price
CFL/3061518/2D360B/6FLL/CLSC/XX	66"H Preconfigured Locker Units 30Wx18D Bookcase 36" Insert Lft	$982.13
CFL/3061518/2D360B/6FLR/CLSC/XX	66"H Preconfigured Locker Units 30Wx18D Bookcase 36" Insert Rgt	$982.13
CFL/3061518/2D360C/6FLL/CLSC/XX	66"H Preconfigured Locker Units 30Wx18D Cupboard 36" Insert Lft	$1,057.85
CFL/3061518/2D360C/6FLR/CLSC/XX	66"H Preconfigured Locker Units 30Wx18D Cupboard 36" Insert Rgt	$1,057.85
CFL/3061518/2D360CMB/6FLL/CLSC/XX	66"H Preconfigured Locker Units 30Wx18D Mrkerbrd 36" Insert Lft	$1,169.21
CFL/3061518/2D360CMB/6FLR/CLSC/XX	66"H Preconfigured Locker Units 30Wx18D Mrkerbrd 36" Insert Rgt	$1,169.21
CFL/3061518/3D285B/6FLL/CLSC/XX	66"H Preconfigured Locker Units 30Wx18DBookcase28.5" InsertLft	$1,052.28
CFL/3061518/3D285B/6FLR/CLSC/XX	66"H Preconfigured Locker Units 30Wx18DBookcase28.5" InsertRt	$1,052.28
CFL/3061518/3D285C/6FLL/CLSC/XX	66"H Preconfigured Locker Units 30Wx18DCupboard28.5" InsertLft	$1,128.00
CFL/3061518/3D285C/6FLR/CLSC/XX	66"H Preconfigured Locker Units 30Wx18DCupboard28.5" InsertRt	$1,128.00
CFL/3061518/3D285CMB/6FLL/CLSC/XX	66"H Preconfigured Locker Units 30Wx18DMrkerbrd28.5" InsertLft	$1,286.12
CFL/3061518/3D285CMB/6FLR/CLSC/XX	66"H Preconfigured Locker Units 30Wx18DMrkerbrd28.5" InsertRt	$1,286.12
CFL/3061518/3D300B/6FLL/CLSC/XX	66"H Preconfigured Locker Units 30Wx18D Bookcase 30" Insert Lft	$1,011.08
CFL/3061518/3D300B/6FLR/CLSC/XX	66"H Preconfigured Locker Units 30Wx18D Bookcase 30" Insert Rgt	$1,011.08
CFL/3061518/3D300C/6FLL/CLSC/XX	66"H Preconfigured Locker Units 30Wx18D Cupboard 30" Insert Lft	$1,111.30
CFL/3061518/3D300C/6FLR/CLSC/XX	66"H Preconfigured Locker Units 30Wx18D Cupboard 30" Insert Rgt	$1,111.30
CFL/3061518/3D300CMB/6FLL/CLSC/XX	66"H Preconfigured Locker Units 30Wx18D Mrkerbrd 30" Insert Lft	$1,262.74
CFL/3061518/3D300CMB/6FLR/CLSC/XX	66"H Preconfigured Locker Units 30Wx18D Mrkerbrd 30" Insert Rgt	$1,262.74
CFL/3061518/3D330B/6FLL/CLSC/XX	66"H Preconfigured Locker Units 30Wx18D Bookcase 33" Insert Lft	$1,041.15
CFL/3061518/3D330B/6FLR/CLSC/XX	66"H Preconfigured Locker Units 30Wx18D Bookcase 33" Insert Rgt	$1,041.15
CFL/3061518/3D330C/6FLL/CLSC/XX	66"H Preconfigured Locker Units 30Wx18D Cupboard 33" Insert Lft	$1,134.68
CFL/3061518/3D330C/6FLR/CLSC/XX	66"H Preconfigured Locker Units 30Wx18D Cupboard 33" Insert Rgt	$1,134.68
CFL/3061518/3D330CMB/6FLL/CLSC/XX	66"H Preconfigured Locker Units 30Wx18D Mrkerbrd 33" Insert Lft	$1,345.14
CFL/3061518/3D330CMB/6FLR/CLSC/XX	66"H Preconfigured Locker Units 30Wx18D Mrkerbrd 33" Insert Rgt	$1,345.14
CFL/3061524/2D360B/6FLL/CLSC/XX	66"H Preconfigured Locker Units 30Wx24D Bookcase 36" Insert Lft	$1,041.15
CFL/3061524/2D360B/6FLR/CLSC/XX	66"H Preconfigured Locker Units 30Wx24D Bookcase 36" Insert Rgt	$945.38
CFL/3061524/2D360C/6FLL/CLSC/XX	66"H Preconfigured Locker Units 30Wx24D Cupboard 36" Insert Lft	$1,128.00
CFL/3061524/2D360C/6FLR/CLSC/XX	66"H Preconfigured Locker Units 30Wx24D Cupboard 36" Insert Rgt	$1,128.00
CFL/3061524/2D360CMB/6FLL/CLSC/XX	66"H Preconfigured Locker Units 30Wx24D Mrkerbrd 36" Insert Lft	$1,228.22
CFL/3061524/2D360CMB/6FLR/CLSC/XX	66"H Preconfigured Locker Units 30Wx24D Mrkerbrd 36" Insert Rgt	$1,228.22
CFL/3061524/3D285B/6FLL/CLSC/XX	66"H Preconfigured Locker Units 30Wx24DBookcase28.5" InsertLft	$1,093.49
CFL/3061524/3D285B/6FLR/CLSC/XX	66"H Preconfigured Locker Units 30Wx24DBookcase28.5" InsertRt	$1,093.49
CFL/3061524/3D285C/6FLL/CLSC/XX	66"H Preconfigured Locker Units 30Wx24DCupboard28.5" InsertLft	$1,187.02
CFL/3061524/3D285C/6FLR/CLSC/XX	66"H Preconfigured Locker Units 30Wx24DCupboard28.5" InsertRt	$1,187.02
CFL/3061524/3D285CMB/6FLL/CLSC/XX	66"H Preconfigured Locker Units 30Wx24DMrkerbrd28.5" InsertLft	$1,345.14
CFL/3061524/3D285CMB/6FLR/CLSC/XX	66"H Preconfigured Locker Units 30Wx24DMrkerbrd28.5" InsertRt	$1,345.14

CFL/3061524/3D300B/6FLL/CLSC/XX	66"H Preconfigured Locker Units 30Wx24D Bookcase 30" Insert Lft	$1,070.10
CFL/3061524/3D300B/6FLR/CLSC/XX	66"H Preconfigured Locker Units 30Wx24D Bookcase 30" Insert Rgt	$1,070.10
CFL/3061524/3D300C/6FLL/CLSC/XX	66"H Preconfigured Locker Units 30Wx24D Cupboard 30" Insert Lft	$1,163.63
CFL/3061524/3D300C/6FLR/CLSC/XX	66"H Preconfigured Locker Units 30Wx24D Cupboard 30" Insert Rgt	$1,163.63
CFL/3061524/3D300CMB/6FLL/CLSC/XX	66"H Preconfigured Locker Units 30Wx24D Mrkerbrd 30" Insert Lft	$1,286.12
CFL/3061524/3D300CMB/6FLR/CLSC/XX	66"H Preconfigured Locker Units 30Wx24D Mrkerbrd 30" Insert Rgt	$1,286.12
CFL/3061524/3D330B/6FLL/CLSC/XX	66"H Preconfigured Locker Units 30Wx24D Bookcase 33" Insert Lft	$1,087.91
CFL/3061524/3D330B/6FLR/CLSC/XX	66"H Preconfigured Locker Units 30Wx24D Bookcase 33" Insert Rgt	$1,087.91
CFL/3061524/3D330C/6FLL/CLSC/XX	66"H Preconfigured Locker Units 30Wx24D Cupboard 33" Insert Lft	$1,163.63
CFL/3061524/3D330C/6FLR/CLSC/XX	66"H Preconfigured Locker Units 30Wx24D Cupboard 33" Insert Rgt	$1,163.63
CFL/3061524/3D330CMB/6FLL/CLSC/XX	66"H Preconfigured Locker Units 30Wx24D Mrkerbrd 33" Insert Lft	$1,403.04
CFL/3061524/3D330CMB/6FLR/CLSC/XX	66"H Preconfigured Locker Units 30Wx24D Mrkerbrd 33" Insert Rgt	$1,403.04
CFL/3661518/2D360CMB/12FLL/CLSS/XX	66"H Preconfigured 12" Locker 36Wx18D Markerbrd 36" Insert Lft	$1,257.17
CFL/3661518/2D360CMB/12FLR/CLSS/XX	66"H Preconfigured 12" Locker 36Wx18D Markerbrd 36" Insert Rgt	$1,257.17
CFL/3661518/2D360CMB/6FLL/CLSS/XX	66"H Preconfigured 6" Locker 36Wx18D Markerbrd 36" Insert Lft	$1,286.12
CFL/3661518/2D360CMB/6FLR/CLSS/XX	66"H Preconfigured 6" Locker 36Wx18D Markerbrd 36" Insert Rgt	$1,286.12
CFL/3661518/3D285C/12FLL/CLSC/XX	66"H Preconfigured 12"Dr Locker 36Wx18DCupboard28.5" InsertLft	$1,163.63
CFL/3661518/3D285C/12FLR/CLSC/XX	66"H Preconfigured 12"Dr Locker 36Wx18DCupboard28.5" InsertRt	$1,163.63
CFL/3661518/3D285C/6FLL/CLSC/XX	66"H Preconfigured 6"Dr Locker 36Wx18DCupboard28.5" InsertLft	$1,158.07
CFL/3661518/3D285C/6FLR/CLSC/XX	66"H Preconfigured 6"Dr Locker 36Wx18DCupboard28.5" InsertRt	$1,158.07
CFL/3661518/3D285CMB/12FLL/CLSS/XX	66"H Preconfigured 12" Locker 36Wx18DMarkerbrd28.5" InsertLft	$1,315.07
CFL/3661518/3D285CMB/12FLR/CLSS/XX	66"H Preconfigured 12" Locker 36Wx18DMarkerbrd28.5" InsertRt	$1,315.07
CFL/3661518/3D285CMB/6FLL/CLSS/XX	66"H Preconfigured 6" Locker 36Wx18DMarkerbrd28.5" InsertLft	$1,345.14
CFL/3661518/3D285CMB/6FLR/CLSS/XX	66"H Preconfigured 6" Locker 36Wx18DMarkerbrd28.5" InsertRt	$1,345.14
CFL/3661518/3D330C/12FLL/CLSC/XX	66"H Preconfigured 12"Dr Locker 36Wx18D Cupboard 33" Insert Lft	$1,187.02
CFL/3661518/3D330C/12FLR/CLSC/XX	66"H Preconfigured 12"Dr Locker 36Wx18D Cupboard 33" Insert Rgt	$1,187.02
CFL/3661518/3D330C/6FLL/CLSC/XX	66"H Preconfigured 6"Dr Locker 36Wx18D Cupboard 33" Insert Lft	$1,192.59
CFL/3661518/3D330C/6FLR/CLSC/XX	66"H Preconfigured 6"Dr Locker 36Wx18D Cupboard 33" Insert Rgt	$1,192.59
CFL/3661518/3D330CMB/12FLL/CLSS/XX	66"H Preconfigured 12" Locker 36Wx18D Markerbrd 33" Insert Lft	$1,403.04
CFL/3661518/3D330CMB/12FLR/CLSS/XX	66"H Preconfigured 12" Locker 36Wx18D Markerbrd 33" Insert Rgt	$1,403.04
CFL/3661518/3D330CMB/6FLL/CLSS/XX	66"H Preconfigured 6" Locker 36Wx18D Markerbrd 33" Insert Lft	$1,432.00
CFL/3661518/3D330CMB/6FLR/CLSS/XX	66"H Preconfigured 6" Locker 36Wx18D Markerbrd 33" Insert Rgt	$1,432.00
CFL/3661524/2D360CMB/12FLL/CLSS/XX	66"H Preconfigured 12" Locker 36Wx24D Markerbrd 36" Insert Lft	$1,286.12
CFL/3661524/2D360CMB/12FLR/CLSS/XX	66"H Preconfigured 12" Locker 36Wx24D Markerbrd 36" Insert Rgt	$1,286.12
CFL/3661524/2D360CMB/6FLL/CLSS/XX	66"H Preconfigured 6" Locker 36Wx24D Markerbrd 36" Insert Lft	$1,315.07
CFL/3661524/2D360CMB/6FLR/CLSS/XX	66"H Preconfigured 6" Locker 36Wx24D Markerbrd 36" Insert Rgt	$1,315.07
CFL/3661524/3D285C/12FLL/CLSC/XX	66"H Preconfigured 12"Dr Locker 36Wx24DCupboard28.5" InsertLft	$1,233.79
CFL/3661524/3D285C/12FLR/CLSC/XX	66"H Preconfigured 12"Dr Locker 36Wx24DCupboard28.5" InsertRt	$1,233.79
CFL/3661524/3D285C/6FLL/CLSC/XX	66"H Preconfigured 6"Dr Locker 36Wx24DCupboard28.5" InsertLft	$1,228.22
CFL/3661524/3D285C/6FLR/CLSC/XX	66"H Preconfigured 6"Dr Locker 36Wx24DCupboard28.5" InsertRt	$1,228.22
CFL/3661524/3D285CMB/12FLL/CLSS/XX	66"H Preconfigured 12" Locker 36Wx24DMarkerbrd28.5" InsertLft	$1,345.14
CFL/3661524/3D285CMB/12FLR/CLSS/XX	66"H Preconfigured 12" Locker 36Wx24DMarkerbrd28.5" InsertRt	$1,345.14
CFL/3661524/3D285CMB/6FLL/CLSS/XX	66"H Preconfigured 6" Locker 36Wx24DMarkerbrd28.5" InsertLft	$1,374.09
CFL/3661524/3D285CMB/6FLR/CLSS/XX	66"H Preconfigured 6" Locker 36Wx24DMarkerbrd28.5" InsertRt	$1,374.09
CFL/3661524/3D330C/12FLL/CLSC/XX	66"H Preconfigured 12"Dr Locker 36Wx24D Cupboard 33" Insert Lft	$1,215.97
CFL/3661524/3D330C/12FLR/CLSC/XX	66"H Preconfigured 12"Dr Locker 36Wx24D Cupboard 33" Insert Rgt	$1,215.97
CFL/3661524/3D330C/6FLL/CLSC/XX	66"H Preconfigured 6"Dr Locker 36Wx24D Cupboard 33" Insert Lft	$1,210.40
CFL/3661524/3D330C/6FLR/CLSC/XX	66"H Preconfigured 6"Dr Locker 36Wx24D Cupboard 33" Insert Rgt	$1,210.40
CFL/3661524/3D330CMB/12FLL/CLSS/XX	66"H Preconfigured 12" Locker 36Wx24D Markerbrd 33" Insert Lft	$1,432.00
CFL/3661524/3D330CMB/12FLR/CLSS/XX	66"H Preconfigured 12" Locker 36Wx24D Markerbrd 33" Insert Rgt	$1,432.00
CFL/3661524/3D330CMB/6FLL/CLSS/XX	66"H Preconfigured 6" Locker 36Wx24D Markerbrd 33" Insert Lft	$1,462.06
CFL/3661524/3D330CMB/6FLR/CLSS/XX	66"H Preconfigured 6" Locker 36Wx24D Markerbrd 33" Insert Rgt	$1,462.06

Model Number	Description	Price
CFB/30495/2D270B/CLSC/XX/NOCBW	53 1/32"High 30"Wide/27"High Bookcase/2-10.5"H Drawers/1-shelf	$730.47

CFB/30615/2D360B/CLSC/XX/NOCBW	65 9/32"High 30"Wide/36"High Bookcase/2-12"H Drawers/2-shlvs	$779.47
CFB/30615/2D390B/CLSC/XX/NOCBW	65 9/32"High 30"Wide/39"High Bookcase/2-10.5"H Drawers/2-shlvs	$797.28
CFB/30615/3D240B/CLSC/XX/NOCBW	69 9/32"High 30"Wide/24"High Bkcs/3-12"H Drawers/1-shelf	$803.97
CFB/30615/3D285B/CLSC/XX/NOCBW	69 9/32"High 30"Wide/28.5"High Bkcs/3-10.5"H Drawers/1-shelf	$847.39
CFB/30615/3D330B/CLSC/XX/NOCBW	69 9/32"High 30"Wide/33"H Bkcs/1-6"H Drwr,2-10.5"H Drwrs/1-shelf	$849.62
CFB/30615/4D225B/CLSC/XX/NOCBW	65 9/32"High 30"W/22.5"H Bkcs/1-6"H Drwr,3-10.5"H Drwrs/1-shelf	$960.97
CFB/36495/2D270B/CLSC/XX/NOCBW	53 1/32"High 36"Wide/27"High Bookcase/2-10.5"H Drawers/1-shelf	$750.52
CFB/36615/2D360B/CLSC/XX/NOCBW	65 9/32"High 36"Wide/36"High Bookcase/2-12"H Drawers/2-shlvs	$807.30
CFB/36615/2D390B/CLSC/XX/NOCBW	65 9/32"High 36"Wide/39"High Bookcase/2-10.5"H Drawers/2-shlvs	$813.99
CFB/36615/3D240B/CLSC/XX/NOCBW	69 9/32"High 36"Wide/24"High Bkcs/3-12"H Drawers/1-shelf	$820.67
CFB/36615/3D285B/CLSC/XX/NOCBW	69 9/32"High 36"Wide/28.5"High Bkcs/3-10.5"H Drawers/1-shelf	$859.64
CFB/36615/3D330B/CLSC/XX/NOCBW	69 9/32"High 36"Wide/33"H Bkcs/1-6"H Drwr,2-10.5"H Drwrs/1-shelf	$865.21
CFB/36615/4D225B/CLSC/XX/NOCBW	65 9/32"High 36"W/22.5"H Bkcs/1-6"H Drwr,3-10.5"H Drwrs/1-shelf	$976.56
CFB/42495/2D270B/CLSC/XX/NOCBW	53 1/32"High 42"Wide/27"High Bookcase/2-10.5"H Drawers/1-shelf	$798.39
CFB/42615/2D360B/CLSC/XX/NOCBW	65 9/32"High 42"Wide/36"High Bookcase/2-12"H Drawers/2-shlvs	$874.11
CFB/42615/2D390B/CLSC/XX/NOCBW	65 9/32"High 42"Wide/39"High Bookcase/2-10.5"H Drawers/2-shlvs	$878.57
CFB/42615/3D240B/CLSC/XX/NOCBW	69 9/32"High 42"Wide/24"High Bkcs/3-12"H Drawers/1-shelf	$890.82
CFB/42615/3D285B/CLSC/XX/NOCBW	69 9/32"High 42"Wide/28.5"High Bkcs/3-10.5"H Drawers/1-shelf	$926.45
CFB/42615/3D330B/CLSC/XX/NOCBW	69 9/32"High 42"Wide/33"H Bkcs/1-6"H Drwr,2-10.5"H Drwrs/1-shelf	$929.80
CFB/42615/4D225B/CLSC/XX/NOCBW	65 9/32"High 42"W/22.5"H Bkcs/1-6"H Drwr,3-10.5"H Drwrs/1-shelf	$1,036.69

LOCKER UNITS-CUPBOARD/BOOKCASE/MARKERBOARD-KD1

Model Number	Description	Price
KD1/3061518/2D360B/6FLL/CLSC/XX	66"H Preconfigured Locker Units 30Wx18D Bookcase 36" Insert Lft	$916.12
KD1/3061518/2D360B/6FLR/CLSC/XX	66"H Preconfigured Locker Units 30Wx18D Bookcase 36" Insert Rgt	$916.12
KD1/3061518/2D360C/6FLL/CLSC/XX	66"H Preconfigured Locker Units 30Wx18D Cupboard 36" Insert Lft	$968.16
KD1/3061518/2D360C/6FLR/CLSC/XX	66"H Preconfigured Locker Units 30Wx18D Cupboard 36" Insert Rgt	$968.16
KD1/3061518/2D360CMB/6FLL/CLSC/XX	66"H Preconfigured Locker Units 30Wx18D Mrkerbrd 36" Insert Lft	$1,054.24
KD1/3061518/2D360CMB/6FLR/CLSC/XX	66"H Preconfigured Locker Units 30Wx18D Mrkerbrd 36" Insert Rgt	$1,054.24
KD1/3061518/3D285B/6FLL/CLSC/XX	66"H Preconfigured Locker Units 30Wx18DBookcase28.5" InsertLft	$960.00
KD1/3061518/3D285B/6FLR/CLSC/XX	66"H Preconfigured Locker Units 30Wx18DBookcase28.5" InsertRt	$960.00
KD1/3061518/3D285C/6FLL/CLSC/XX	66"H Preconfigured Locker Units 30Wx18DCupboard28.5" InsertLft	$1,032.61
KD1/3061518/3D285C/6FLR/CLSC/XX	66"H Preconfigured Locker Units 30Wx18DCupboard28.5" InsertRt	$1,032.61
KD1/3061518/3D285CMB/6FLL/CLSC/XX	66"H Preconfigured Locker Units 30Wx18DMrkerbrd28.5" InsertLft	$1,064.24
KD1/3061518/3D285CMB/6FLR/CLSC/XX	66"H Preconfigured Locker Units 30Wx18DMrkerbrd28.5" InsertRt	$1,064.24
KD1/3061518/3D300B/6FLL/CLSC/XX	66"H Preconfigured Locker Units 30Wx18D Bookcase 30" Insert Lft	$940.46
KD1/3061518/3D300B/6FLR/CLSC/XX	66"H Preconfigured Locker Units 30Wx18D Bookcase 30" Insert Rgt	$940.46
KD1/3061518/3D300C/6FLL/CLSC/XX	66"H Preconfigured Locker Units 30Wx18D Cupboard 30" Insert Lft	$1,006.83
KD1/3061518/3D300C/6FLR/CLSC/XX	66"H Preconfigured Locker Units 30Wx18D Cupboard 30" Insert Rgt	$1,006.83
KD1/3061518/3D300CMB/6FLL/CLSC/XX	66"H Preconfigured Locker Units 30Wx18D Mrkerbrd 30" Insert Lft	$1,132.83
KD1/3061518/3D300CMB/6FLR/CLSC/XX	66"H Preconfigured Locker Units 30Wx18D Mrkerbrd 30" Insert Rgt	$1,132.83
KD1/3061518/3D330B/6FLL/CLSC/XX	66"H Preconfigured Locker Units 30Wx18D Bookcase 33" Insert Lft	$966.38
KD1/3061518/3D330B/6FLR/CLSC/XX	66"H Preconfigured Locker Units 30Wx18D Bookcase 33" Insert Rgt	$966.38
KD1/3061518/3D330C/6FLL/CLSC/XX	66"H Preconfigured Locker Units 30Wx18D Cupboard 33" Insert Lft	$1,025.97
KD1/3061518/3D330C/6FLR/CLSC/XX	66"H Preconfigured Locker Units 30Wx18D Cupboard 33" Insert Rgt	$1,025.97
KD1/3061518/3D330CMB/6FLL/CLSC/XX	66"H Preconfigured Locker Units 30Wx18D Mrkerbrd 33" Insert Lft	$1,143.43
KD1/3061518/3D330CMB/6FLR/CLSC/XX	66"H Preconfigured Locker Units 30Wx18D Mrkerbrd 33" Insert Rgt	$1,143.43
KD1/3061524/2D360B/6FLL/CLSC/XX	66"H Preconfigured Locker Units 30Wx24D Bookcase 36" Insert Lft	$941.63
KD1/3061524/2D360B/6FLR/CLSC/XX	66"H Preconfigured Locker Units 30Wx24D Bookcase 36" Insert Rgt	$941.63
KD1/3061524/2D360C/6FLL/CLSC/XX	66"H Preconfigured Locker Units 30Wx24D Cupboard 36" Insert Lft	$1,015.28
KD1/3061524/2D360C/6FLR/CLSC/XX	66"H Preconfigured Locker Units 30Wx24D Cupboard 36" Insert Rgt	$1,015.28
KD1/3061524/2D360CMB/6FLL/CLSC/XX	66"H Preconfigured Locker Units 30Wx24D Mrkerbrd 36" Insert Lft	$1,058.09
KD1/3061524/2D360CMB/6FLR/CLSC/XX	66"H Preconfigured Locker Units 30Wx24D Mrkerbrd 36" Insert Rgt	$1,058.09
KD1/3061524/3D285B/6FLL/CLSC/XX	66"H Preconfigured Locker Units 30Wx24DBookcase28.5" InsertLft	$986.35

KD1/3061524/3D285B/6FLR/CLSC/XX	66"H Preconfigured Locker Units 30Wx24DBookcase28.5" InsertRt	$986.35
KD1/3061524/3D285C/6FLL/CLSC/XX	66"H Preconfigured Locker Units 30Wx24DCupboard28.5" InsertLft	$1,063.54
KD1/3061524/3D285C/6FLR/CLSC/XX	66"H Preconfigured Locker Units 30Wx24DCupboard28.5" InsertRt	$1,063.54
KD1/3061524/3D285CMB/6FLL/CLSC/XX	66"H Preconfigured Locker Units 30Wx24DMrkerbrd28.5" InsertLft	$1,064.26
KD1/3061524/3D285CMB/6FLR/CLSC/XX	66"H Preconfigured Locker Units 30Wx24DMrkerbrd28.5" InsertRt	$1,064.26
KD1/3061524/3D300B/6FLL/CLSC/XX	66"H Preconfigured Locker Units 30Wx24D Bookcase 30" Insert Lft	$967.67
KD1/3061524/3D300B/6FLR/CLSC/XX	66"H Preconfigured Locker Units 30Wx24D Bookcase 30" Insert Rgt	$967.67
KD1/3061524/3D300C/6FLL/CLSC/XX	66"H Preconfigured Locker Units 30Wx24D Cupboard 30" Insert Lft	$1,065.82
KD1/3061524/3D300C/6FLR/CLSC/XX	66"H Preconfigured Locker Units 30Wx24D Cupboard 30" Insert Rgt	$1,065.82
KD1/3061524/3D300CMB/6FLL/CLSC/XX	66"H Preconfigured Locker Units 30Wx24D Mrkerbrd 30" Insert Lft	$1,129.45
KD1/3061524/3D300CMB/6FLR/CLSC/XX	66"H Preconfigured Locker Units 30Wx24D Mrkerbrd 30" Insert Rgt	$1,129.45
KD1/3061524/3D330B/6FLL/CLSC/XX	66"H Preconfigured Locker Units 30Wx24D Bookcase 33" Insert Lft	$997.71
KD1/3061524/3D330B/6FLR/CLSC/XX	66"H Preconfigured Locker Units 30Wx24D Bookcase 33" Insert Rgt	$997.71
KD1/3061524/3D330C/6FLL/CLSC/XX	66"H Preconfigured Locker Units 30Wx24D Cupboard 33" Insert Lft	$1,064.62
KD1/3061524/3D330C/6FLR/CLSC/XX	66"H Preconfigured Locker Units 30Wx24D Cupboard 33" Insert Rgt	$1,064.62
KD1/3061524/3D330CMB/6FLL/CLSC/XX	66"H Preconfigured Locker Units 30Wx24D Mrkerbrd 33" Insert Lft	$1,140.77
KD1/3061524/3D330CMB/6FLR/CLSC/XX	66"H Preconfigured Locker Units 30Wx24D Mrkerbrd 33" Insert Rgt	$1,140.77
KD1/3661518/2D360CMB/12FLL/CLSS/XX	66"H Preconfigured 12" Locker 36Wx18D Markerbrd 36" Insert Lft	$1,085.94
KD1/3661518/2D360CMB/12FLR/CLSS/XX	66"H Preconfigured 12" Locker 36Wx18D Markerbrd 36" Insert Rgt	$1,085.94
KD1/3661518/2D360CMB/6FLL/CLSS/XX	66"H Preconfigured 6" Locker 36Wx18D Markerbrd 36" Insert Lft	$1,131.46
KD1/3661518/2D360CMB/6FLR/CLSS/XX	66"H Preconfigured 6" Locker 36Wx18D Markerbrd 36" Insert Rgt	$1,131.46
KD1/3661518/3D285C/12FLL/CLSC/XX	66"H Preconfigured 12"Dr Locker 36Wx18DCupboard28.5" InsertLft	$1,064.31
KD1/3661518/3D285C/12FLR/CLSC/XX	66"H Preconfigured 12"Dr Locker 36Wx18DCupboard28.5" InsertRt	$1,064.31
KD1/3661518/3D285C/6FLL/CLSC/XX	66"H Preconfigured 6"Dr Locker 36Wx18DCupboard28.5" InsertLft	$1,069.03
KD1/3661518/3D285C/6FLR/CLSC/XX	66"H Preconfigured 6"Dr Locker 36Wx18DCupboard28.5" InsertRt	$1,069.03
KD1/3661518/3D285CMB/12FLL/CLSS/XX	66"H Preconfigured 12" Locker 36Wx18DMarkerbrd28.5" InsertLft	$1,095.74
KD1/3661518/3D285CMB/12FLR/CLSS/XX	66"H Preconfigured 12" Locker 36Wx18DMarkerbrd28.5" InsertRt	$1,095.74
KD1/3661518/3D285CMB/6FLL/CLSS/XX	66"H Preconfigured 6" Locker 36Wx18DMarkerbrd28.5" InsertLft	$1,083.98
KD1/3661518/3D285CMB/6FLR/CLSS/XX	66"H Preconfigured 6" Locker 36Wx18DMarkerbrd28.5" InsertRt	$1,083.98
KD1/3661518/3D330C/12FLL/CLSC/XX	66"H Preconfigured 12"Dr Locker 36Wx18D Cupboard 33" Insert Lft	$1,061.99
KD1/3661518/3D330C/12FLR/CLSC/XX	66"H Preconfigured 12"Dr Locker 36Wx18D Cupboard 33" Insert Rgt	$1,061.99
KD1/3661518/3D330C/6FLL/CLSC/XX	66"H Preconfigured 6"Dr Locker 36Wx18D Cupboard 33" Insert Lft	$1,063.31
KD1/3661518/3D330C/6FLR/CLSC/XX	66"H Preconfigured 6"Dr Locker 36Wx18D Cupboard 33" Insert Rgt	$1,063.31
KD1/3661518/3D330CMB/12FLL/CLSS/XX	66"H Preconfigured 12" Locker 36Wx18D Markerbrd 33" Insert Lft	$1,172.45
KD1/3661518/3D330CMB/12FLR/CLSS/XX	66"H Preconfigured 12" Locker 36Wx18D Markerbrd 33" Insert Rgt	$1,172.45
KD1/3661518/3D330CMB/6FLL/CLSS/XX	66"H Preconfigured 6" Locker 36Wx18D Markerbrd 33" Insert Lft	$1,160.25
KD1/3661518/3D330CMB/6FLR/CLSS/XX	66"H Preconfigured 6" Locker 36Wx18D Markerbrd 33" Insert Rgt	$1,160.25
KD1/3661524/2D360CMB/12FLL/CLSS/XX	66"H Preconfigured 12" Locker 36Wx24D Markerbrd 36" Insert Lft	$1,071.06
KD1/3661524/2D360CMB/12FLR/CLSS/XX	66"H Preconfigured 12" Locker 36Wx24D Markerbrd 36" Insert Rgt	$1,071.06
KD1/3661524/2D360CMB/6FLL/CLSS/XX	66"H Preconfigured 6" Locker 36Wx24D Markerbrd 36" Insert Lft	$1,127.28
KD1/3661524/2D360CMB/6FLR/CLSS/XX	66"H Preconfigured 6" Locker 36Wx24D Markerbrd 36" Insert Rgt	$1,127.28
KD1/3661524/3D285C/12FLL/CLSC/XX	66"H Preconfigured 12"Dr Locker 36Wx24DCupboard28.5" InsertLft	$1,101.71
KD1/3661524/3D285C/12FLR/CLSC/XX	66"H Preconfigured 12"Dr Locker 36Wx24DCupboard28.5" InsertRt	$1,101.71
KD1/3661524/3D285C/6FLL/CLSC/XX	66"H Preconfigured 6"Dr Locker 36Wx24DCupboard28.5" InsertLft	$1,112.66
KD1/3661524/3D285C/6FLR/CLSC/XX	66"H Preconfigured 6"Dr Locker 36Wx24DCupboard28.5" InsertRt	$1,112.66
KD1/3661524/3D285CMB/12FLL/CLSS/XX	66"H Preconfigured 12" Locker 36Wx24DMarkerbrd28.5" InsertLft	$1,109.28
KD1/3661524/3D285CMB/12FLR/CLSS/XX	66"H Preconfigured 12" Locker 36Wx24DMarkerbrd28.5" InsertRt	$1,109.28
KD1/3661524/3D285CMB/6FLL/CLSS/XX	66"H Preconfigured 6" Locker 36Wx24DMarkerbrd28.5" InsertLft	$1,111.08
KD1/3661524/3D285CMB/6FLR/CLSS/XX	66"H Preconfigured 6" Locker 36Wx24DMarkerbrd28.5" InsertRt	$1,111.08
KD1/3661524/3D330C/12FLL/CLSC/XX	66"H Preconfigured 12"Dr Locker 36Wx24D Cupboard 33" Insert Lft	$1,104.83
KD1/3661524/3D330C/12FLR/CLSC/XX	66"H Preconfigured 12"Dr Locker 36Wx24D Cupboard 33" Insert Rgt	$1,104.83
KD1/3661524/3D330C/6FLL/CLSC/XX	66"H Preconfigured 6"Dr Locker 36Wx24D Cupboard 33" Insert Lft	$1,108.72
KD1/3661524/3D330C/6FLR/CLSC/XX	66"H Preconfigured 6"Dr Locker 36Wx24D Cupboard 33" Insert Rgt	$1,108.72
KD1/3661524/3D330CMB/12FLL/CLSS/XX	66"H Preconfigured 12" Locker 36Wx24D Markerbrd 33" Insert Lft	$1,180.98
KD1/3661524/3D330CMB/12FLR/CLSS/XX	66"H Preconfigured 12" Locker 36Wx24D Markerbrd 33" Insert Rgt	$1,180.98
KD1/3661524/3D330CMB/6FLL/CLSS/XX	66"H Preconfigured 6" Locker 36Wx24D Markerbrd 33" Insert Lft	$1,187.35
KD1/3661524/3D330CMB/6FLR/CLSS/XX	66"H Preconfigured 6" Locker 36Wx24D Markerbrd 33" Insert Rgt	$1,187.35

Model Number	Description	Price
KD1/30495/2D270B/CLSC/XX/NOCBW	53 1/32"High 30"Wide/27"High Bookcase/2-10.5"H Drawers/1-shelf	$693.53
KD1/30615/2D360B/CLSC/XX/NOCBW	65 9/32"High 30"Wide/36"High Bookcase/2-12"H Drawers/2-shlvs	$728.89
KD1/30615/2D390B/CLSC/XX/NOCBW	65 9/32"High 30"Wide/39"High Bookcase/2-10.5"H Drawers/2-shlvs	$748.46
KD1/30615/3D240B/CLSC/XX/NOCBW	69 9/32"High 30"Wide/24"High Bkcs/3-12"H Drawers/1-shelf	$729.64
KD1/30615/3D285B/CLSC/XX/NOCBW	69 9/32"High 30"Wide/28.5"High Bkcs/3-10.5"H Drawers/1-shelf	$795.55
KD1/30615/3D330B/CLSC/XX/NOCBW	69 9/32"High 30"W/33"HighBkcs/1-6"H Drwr,2-10.5"H Drwrs/1-shelf	$797.28
KD1/30615/4D225B/CLSC/XX/NOCBW	65 9/32"High 30"W/22.5"H Bkcs/1-6"H Drwr,3-10.5"H Drwrs/1-shelf	$880.92
KD1/36495/2D270B/CLSC/XX/NOCBW	53 1/32"High 36"Wide/27"High Bookcase/2-10.5"H Drawers/1-shelf	$718.35
KD1/36615/2D360B/CLSC/XX/NOCBW	65 9/32"High 36"Wide/36"High Bookcase/2-12"H Drawers/2-shlvs	$765.69
KD1/36615/2D390B/CLSC/XX/NOCBW	65 9/32"High 36"Wide/39"High Bookcase/2-10.5"H Drawers/2-shlvs	$770.94
KD1/36615/3D240B/CLSC/XX/NOCBW	69 9/32"High 36"Wide/24"High Bkcs/3-12"H Drawers/1-shelf	$777.42
KD1/36615/3D285B/CLSC/XX/NOCBW	69 9/32"High 36"Wide/28.5"High Bkcs/3-10.5"H Drawers/1-shelf	$821.85
KD1/36615/3D330B/CLSC/XX/NOCBW	69 9/32"High 36"W/33"HighBkcs/1-6"H Drwr,2-10.5"H Drwrs/1-shelf	$827.63
KD1/36615/4D225B/CLSC/XX/NOCBW	65 9/32"High 36"W/22.5"H Bkcs/1-6"H Drwr,3-10.5"H Drwrs/1-shelf	$916.03
KD1/42495/2D270B/CLSC/XX/NOCBW	53 1/32"High 42"Wide/27"High Bookcase/2-10.5"H Drawers/1-shelf	$759.58
KD1/42615/2D360B/CLSC/XX/NOCBW	65 9/32"High 42"Wide/36"High Bookcase/2-12"H Drawers/2-shlvs	$818.16
KD1/42615/2D390B/CLSC/XX/NOCBW	65 9/32"High 42"Wide/39"High Bookcase/2-10.5"H Drawers/2-shlvs	$828.55
KD1/42615/3D240B/CLSC/XX/NOCBW	69 9/32"High 42"Wide/24"High Bkcs/3-12"H Drawers/1-shelf	$829.98
KD1/42615/3D285B/CLSC/XX/NOCBW	69 9/32"High 42"Wide/28.5"High Bkcs/3-10.5"H Drawers/1-shelf	$882.12
KD1/42615/3D330B/CLSC/XX/NOCBW	69 9/32"High 42"W/33"HighBkcs/1-6"H Drwr,2-10.5"H Drwrs/1-shelf	$887.09
KD1/42615/4D225B/CLSC/XX/NOCBW	65 9/32"High 42"W/22.5"H Bkcs/1-6"H Drwr,3-10.5"H Drwrs/1-shelf	$984.19

LOCKER UNITS-CUPBOARD/BOOKCASE/MARKERBOARD-KD10

Model Number	Description	Price
KD10/3061518/2D360B/6FLL/CLSC	66"H Preconfigured Locker Units 30Wx18D Bookcase 36" Insert Lft	$760.48
KD10/3061518/2D360B/6FLR/CLSC	66"H Preconfigured Locker Units 30Wx18D Bookcase 36" Insert Rgt	$760.48
KD10/3061518/2D360C/6FLL/CLSC	66"H Preconfigured Locker Units 30Wx18D Cupboard 36" Insert Lft	$814.86
KD10/3061518/2D360C/6FLR/CLSC	66"H Preconfigured Locker Units 30Wx18D Cupboard 36" Insert Rgt	$814.86
KD10/3061518/2D360CMB/6FLL/CLSC	66"H Preconfigured Locker Units 30Wx18D Mrkerbrd 36" Insert Lft	$896.24
KD10/3061518/2D360CMB/6FLR/CLSC	66"H Preconfigured Locker Units 30Wx18D Mrkerbrd 36" Insert Rgt	$896.24
KD10/3061518/3D285B/6FLL/CLSC	66"H Preconfigured Locker Units 30Wx18DBookcase28.5" InsertLft	$800.03
KD10/3061518/3D285B/6FLR/CLSC	66"H Preconfigured Locker Units 30Wx18DBookcase28.5" InsertRt	$800.03
KD10/3061518/3D285C/6FLL/CLSC	66"H Preconfigured Locker Units 30Wx18DCupboard28.5" InsertLft	$879.02
KD10/3061518/3D285C/6FLR/CLSC	66"H Preconfigured Locker Units 30Wx18DCupboard28.5" InsertRt	$879.02
KD10/3061518/3D285CMB/6FLL/CLSC	66"H Preconfigured Locker Units 30Wx18DMrkerbrd28.5" InsertLft	$905.99
KD10/3061518/3D285CMB/6FLR/CLSC	66"H Preconfigured Locker Units 30Wx18DMrkerbrd28.5" InsertRt	$905.99
KD10/3061518/3D300B/6FLL/CLSC	66"H Preconfigured Locker Units 30Wx18D Bookcase 30" Insert Lft	$775.64
KD10/3061518/3D300B/6FLR/CLSC	66"H Preconfigured Locker Units 30Wx18D Bookcase 30" Insert Rgt	$775.64
KD10/3061518/3D300C/6FLL/CLSC	66"H Preconfigured Locker Units 30Wx18D Cupboard 30" Insert Lft	$851.97
KD10/3061518/3D300C/6FLR/CLSC	66"H Preconfigured Locker Units 30Wx18D Cupboard 30" Insert Rgt	$851.97
KD10/3061518/3D300CMB/6FLL/CLSC	66"H Preconfigured Locker Units 30Wx18D Mrkerbrd 30" Insert Lft	$969.77
KD10/3061518/3D300CMB/6FLR/CLSC	66"H Preconfigured Locker Units 30Wx18D Mrkerbrd 30" Insert Rgt	$969.77
KD10/3061518/3D330B/6FLL/CLSC	66"H Preconfigured Locker Units 30Wx18D Bookcase 33" Insert Lft	$802.50
KD10/3061518/3D330B/6FLR/CLSC	66"H Preconfigured Locker Units 30Wx18D Bookcase 33" Insert Rgt	$802.50
KD10/3061518/3D330C/6FLL/CLSC	66"H Preconfigured Locker Units 30Wx18D Cupboard 33" Insert Lft	$872.63
KD10/3061518/3D330C/6FLR/CLSC	66"H Preconfigured Locker Units 30Wx18D Cupboard 33" Insert Rgt	$872.63
KD10/3061518/3D330CMB/6FLL/CLSC	66"H Preconfigured Locker Units 30Wx18D Mrkerbrd 33" Insert Lft	$983.63
KD10/3061518/3D330CMB/6FLR/CLSC	66"H Preconfigured Locker Units 30Wx18D Mrkerbrd 33" Insert Rgt	$983.63
KD10/3061524/2D360B/6FLL/CLSC	66"H Preconfigured Locker Units 30Wx24D Bookcase 36" Insert Lft	$810.37

KD10/3061524/2D360B/6FLR/CLSC	66"H Preconfigured Locker Units 30Wx24D Bookcase 36" Insert Rgt	$810.37
KD10/3061524/2D360C/6FLL/CLSC	66"H Preconfigured Locker Units 30Wx24D Cupboard 36" Insert Lft	$876.35
KD10/3061524/2D360C/6FLR/CLSC	66"H Preconfigured Locker Units 30Wx24D Cupboard 36" Insert Rgt	$876.35
KD10/3061524/2D360CMB/6FLL/CLSC	66"H Preconfigured Locker Units 30Wx24D Mrkerbrd 36" Insert Lft	$922.39
KD10/3061524/2D360CMB/6FLR/CLSC	66"H Preconfigured Locker Units 30Wx24D Mrkerbrd 36" Insert Rgt	$922.39
KD10/3061524/3D285B/6FLL/CLSC	66"H Preconfigured Locker Units 30Wx24DBookcase28.5" InsertLft	$837.57
KD10/3061524/3D285B/6FLR/CLSC	66"H Preconfigured Locker Units 30Wx24DBookcase28.5" InsertRt	$837.57
KD10/3061524/3D285C/6FLL/CLSC	66"H Preconfigured Locker Units 30Wx24DCupboard28.5" InsertLft	$924.64
KD10/3061524/3D285C/6FLR/CLSC	66"H Preconfigured Locker Units 30Wx24DCupboard28.5" InsertRt	$924.64
KD10/3061524/3D285CMB/6FLL/CLSC	66"H Preconfigured Locker Units 30Wx24DMrkerbrd28.5" InsertLft	$928.63
KD10/3061524/3D285CMB/6FLR/CLSC	66"H Preconfigured Locker Units 30Wx24DMrkerbrd28.5" InsertRt	$928.63
KD10/3061524/3D300B/6FLL/CLSC	66"H Preconfigured Locker Units 30Wx24D Bookcase 30" Insert Lft	$814.38
KD10/3061524/3D300B/6FLR/CLSC	66"H Preconfigured Locker Units 30Wx24D Bookcase 30" Insert Rgt	$814.38
KD10/3061524/3D300C/6FLL/CLSC	66"H Preconfigured Locker Units 30Wx24D Cupboard 30" Insert Lft	$925.65
KD10/3061524/3D300C/6FLR/CLSC	66"H Preconfigured Locker Units 30Wx24D Cupboard 30" Insert Rgt	$925.65
KD10/3061524/3D300CMB/6FLL/CLSC	66"H Preconfigured Locker Units 30Wx24D Mrkerbrd 30" Insert Lft	$989.01
KD10/3061524/3D300CMB/6FLR/CLSC	66"H Preconfigured Locker Units 30Wx24D Mrkerbrd 30" Insert Rgt	$989.01
KD10/3061524/3D330B/6FLL/CLSC	66"H Preconfigured Locker Units 30Wx24D Bookcase 33" Insert Lft	$862.26
KD10/3061524/3D330B/6FLR/CLSC	66"H Preconfigured Locker Units 30Wx24D Bookcase 33" Insert Rgt	$862.26
KD10/3061524/3D330C/6FLL/CLSC	66"H Preconfigured Locker Units 30Wx24D Cupboard 33" Insert Lft	$925.97
KD10/3061524/3D330C/6FLR/CLSC	66"H Preconfigured Locker Units 30Wx24D Cupboard 33" Insert Rgt	$925.97
KD10/3061524/3D330CMB/6FLL/CLSC	66"H Preconfigured Locker Units 30Wx24D Mrkerbrd 33" Insert Lft	$1,003.59
KD10/3061524/3D330CMB/6FLR/CLSC	66"H Preconfigured Locker Units 30Wx24D Mrkerbrd 33" Insert Rgt	$1,003.59
KD10/3661518/2D360CMB/12FLL/CLSS	66"H Preconfigured 12" Locker 36Wx18D Markerbrd 36" Insert Lft	$928.10
KD10/3661518/2D360CMB/12FLR/CLSS	66"H Preconfigured 12" Locker 36Wx18D Markerbrd 36" Insert Rgt	$928.10
KD10/3661518/2D360CMB/6FLL/CLSS	66"H Preconfigured 6" Locker 36Wx18D Markerbrd 36" Insert Lft	$991.68
KD10/3661518/2D360CMB/6FLR/CLSS	66"H Preconfigured 6" Locker 36Wx18D Markerbrd 36" Insert Rgt	$991.68
KD10/3661518/3D285C/12FLL/CLSC	66"H Preconfigured 12"Dr Locker 36Wx18DCupboard28.5" InsertLft	$910.88
KD10/3661518/3D285C/12FLR/CLSC	66"H Preconfigured 12"Dr Locker 36Wx18DCupboard28.5" InsertRt	$910.88
KD10/3661518/3D285C/6FLL/CLSC	66"H Preconfigured 6"Dr Locker 36Wx18DCupboard28.5" InsertLft	$915.35
KD10/3661518/3D285C/6FLR/CLSC	66"H Preconfigured 6"Dr Locker 36Wx18DCupboard28.5" InsertRt	$915.35
KD10/3661518/3D285CMB/12FLL/CLSS	66"H Preconfigured 12" Locker 36Wx18DMarkerbrd28.5" InsertLft	$937.65
KD10/3661518/3D285CMB/12FLR/CLSS	66"H Preconfigured 12" Locker 36Wx18DMarkerbrd28.5" InsertRt	$937.65
KD10/3661518/3D285CMB/6FLL/CLSS	66"H Preconfigured 6" Locker 36Wx18DMarkerbrd28.5" InsertLft	$930.71
KD10/3661518/3D285CMB/6FLR/CLSS	66"H Preconfigured 6" Locker 36Wx18DMarkerbrd28.5" InsertRt	$930.71
KD10/3661518/3D330C/12FLL/CLSC	66"H Preconfigured 12"Dr Locker 36Wx18D Cupboard 33" Insert Lft	$908.81
KD10/3661518/3D330C/12FLR/CLSC	66"H Preconfigured 12"Dr Locker 36Wx18D Cupboard 33" Insert Rgt	$908.81
KD10/3661518/3D330C/6FLL/CLSC	66"H Preconfigured 6"Dr Locker 36Wx18D Cupboard 33" Insert Lft	$905.45
KD10/3661518/3D330C/6FLR/CLSC	66"H Preconfigured 6"Dr Locker 36Wx18D Cupboard 33" Insert Rgt	$905.45
KD10/3661518/3D330CMB/12FLL/CLSS	66"H Preconfigured 12" Locker 36Wx18D Markerbrd 33" Insert Lft	$1,012.81
KD10/3661518/3D330CMB/12FLR/CLSS	66"H Preconfigured 12" Locker 36Wx18D Markerbrd 33" Insert Rgt	$1,012.81
KD10/3661518/3D330CMB/6FLL/CLSS	66"H Preconfigured 6" Locker 36Wx18D Markerbrd 33" Insert Lft	$1,009.04
KD10/3661518/3D330CMB/6FLR/CLSS	66"H Preconfigured 6" Locker 36Wx18D Markerbrd 33" Insert Rgt	$1,009.04
KD10/3661524/2D360CMB/12FLL/CLSS	66"H Preconfigured 12" Locker 36Wx24D Markerbrd 36" Insert Lft	$938.51
KD10/3661524/2D360CMB/12FLR/CLSS	66"H Preconfigured 12" Locker 36Wx24D Markerbrd 36" Insert Rgt	$938.51
KD10/3661524/2D360CMB/6FLL/CLSS	66"H Preconfigured 6" Locker 36Wx24D Markerbrd 36" Insert Lft	$1,013.82
KD10/3661524/2D360CMB/6FLR/CLSS	66"H Preconfigured 6" Locker 36Wx24D Markerbrd 36" Insert Rgt	$1,013.82
KD10/3661524/3D285C/12FLL/CLSC	66"H Preconfigured 12"Dr Locker 36Wx24DCupboard28.5" InsertLft	$959.13
KD10/3661524/3D285C/12FLR/CLSC	66"H Preconfigured 12"Dr Locker 36Wx24DCupboard28.5" InsertRt	$959.13
KD10/3661524/3D285C/6FLL/CLSC	66"H Preconfigured 6"Dr Locker 36Wx24DCupboard28.5" InsertLft	$973.10
KD10/3661524/3D285C/6FLR/CLSC	66"H Preconfigured 6"Dr Locker 36Wx24DCupboard28.5" InsertRt	$973.10
KD10/3661524/3D285CMB/12FLL/CLSS	66"H Preconfigured 12" Locker 36Wx24DMarkerbrd28.5" InsertLft	$969.97
KD10/3661524/3D285CMB/12FLR/CLSS	66"H Preconfigured 12" Locker 36Wx24DMarkerbrd28.5" InsertRt	$969.97
KD10/3661524/3D285CMB/6FLL/CLSS	66"H Preconfigured 6" Locker 36Wx24DMarkerbrd28.5" InsertLft	$976.43
KD10/3661524/3D285CMB/6FLR/CLSS	66"H Preconfigured 6" Locker 36Wx24DMarkerbrd28.5" InsertRt	$976.43
KD10/3661524/3D330C/12FLL/CLSC	66"H Preconfigured 12"Dr Locker 36Wx24D Cupboard 33" Insert Lft	$962.50
KD10/3661524/3D330C/12FLR/CLSC	66"H Preconfigured 12"Dr Locker 36Wx24D Cupboard 33" Insert Rgt	$962.50
KD10/3661524/3D330C/6FLL/CLSC	66"H Preconfigured 6"Dr Locker 36Wx24D Cupboard 33" Insert Lft	$964.98

KD10/3661524/3D330C/6FLR/CLSC	66"H Preconfigured 6"Dr Locker 36Wx24D Cupboard 33" Insert Rgt	$964.98
KD10/3661524/3D330CMB/12FLL/CLSS	66"H Preconfigured 12" Locker 36Wx24D Markerbrd 33" Insert Lft	$1,040.12
KD10/3661524/3D330CMB/12FLR/CLSS	66"H Preconfigured 12" Locker 36Wx24D Markerbrd 33" Insert Rgt	$1,040.12
KD10/3661524/3D330CMB/6FLL/CLSS	66"H Preconfigured 6" Locker 36Wx24D Markerbrd 33" Insert Lft	$1,054.76
KD10/3661524/3D330CMB/6FLR/CLSS	66"H Preconfigured 6" Locker 36Wx24D Markerbrd 33" Insert Rgt	$1,054.76

Model Number	Description	Price
KD10/30495/2D270B/CLSC/NOCBW	53 1/32"High 30"Wide/27"High Bookcase/2-10.5"H Drawers/1-shelf	$565.29
KD10/30615/2D360B/CLSC/NOCBW	65 9/32"High 30"Wide/36"High Bookcase/2-12"H Drawers/2-shlvs	$612.18
KD10/30615/2D390B/CLSC/NOCBW	65 9/32"High 30"Wide/39"High Bookcase/2-10.5"H Drawers/2-shlvs	$650.37
KD10/30615/3D240B/CLSC/NOCBW	69 9/32"High 30"Wide/24"High Bkcs/3-12"H Drawers/1-shelf	$605.12
KD10/30615/3D285B/CLSC/NOCBW	69 9/32"High 30"Wide/28.5"High Bkcs/3-10.5"H Drawers/1-shelf	$664.19
KD10/30615/3D330B/CLSC/NOCBW	69 9/32"High 30"W/33"HighBkcs/1-6"H Drwr,2-10.5"H Drwrs/1-shelf	$698.98
KD10/30615/4D225B/CLSC/NOCBW	65 9/32"High 30"W/22.5"H Bkcs/1-6"H Drwr,3-10.5"H Drwrs/1-shelf	$731.14
KD10/36495/2D270B/CLSC/NOCBW	53 1/32"High 36"Wide/27"High Bookcase/2-10.5"H Drawers/1-shelf	$589.39
KD10/36615/2D360B/CLSC/NOCBW	65 9/32"High 36"Wide/36"High Bookcase/2-12"H Drawers/2-shlvs	$629.38
KD10/36615/2D390B/CLSC/NOCBW	65 9/32"High 36"Wide/39"High Bookcase/2-10.5"H Drawers/2-shlvs	$671.07
KD10/36615/3D240B/CLSC/NOCBW	69 9/32"High 36"Wide/24"High Bkcs/3-12"H Drawers/1-shelf	$625.15
KD10/36615/3D285B/CLSC/NOCBW	69 9/32"High 36"Wide/28.5"High Bkcs/3-10.5"H Drawers/1-shelf	$689.29
KD10/36615/3D330B/CLSC/NOCBW	69 9/32"High 36"W/33"HighBkcs/1-6"H Drwr,2-10.5"H Drwrs/1-shelf	$728.21
KD10/36615/4D225B/CLSC/NOCBW	65 9/32"High 36"W/22.5"H Bkcs/1-6"H Drwr,3-10.5"H Drwrs/1-shelf	$764.89
KD10/42495/2D270B/CLSC/NOCBW	53 1/32"High 42"Wide/27"High Bookcase/2-10.5"H Drawers/1-shelf	$629.11
KD10/42615/2D360B/CLSC/NOCBW	65 9/32"High 42"Wide/36"High Bookcase/2-12"H Drawers/2-shlvs	$669.17
KD10/42615/2D390B/CLSC/NOCBW	65 9/32"High 42"Wide/39"High Bookcase/2-10.5"H Drawers/2-shlvs	$709.50
KD10/42615/3D240B/CLSC/NOCBW	69 9/32"High 42"Wide/24"High Bkcs/3-12"H Drawers/1-shelf	$666.58
KD10/42615/3D285B/CLSC/NOCBW	69 9/32"High 42"Wide/28.5"High Bkcs/3-10.5"H Drawers/1-shelf	$728.86
KD10/42615/3D330B/CLSC/NOCBW	69 9/32"High 42"W/33"HighBkcs/1-6"H Drwr,2-10.5"H Drwrs/1-shelf	$773.37
KD10/42615/4D225B/CLSC/NOCBW	65 9/32"High 42"W/22.5"H Bkcs/1-6"H Drwr,3-10.5"H Drwrs/1-shelf	$810.75

OVERFILE/OVERCUPBOARD STORAGE CABINETS-FG

Model Number	Description	Price
CIL/30135OV1F/CLSC/XX/KS/BLL	30x18x16-5/32" Overfile Storage Cabinet Classic Pull	$286.17
CIL/30150OV1F/CLSC/XX/KS/BLL	30x18x17-11/16" Overfile Storage Cabinet Classic Pull	$317.35
CIL/30240OVHD/CLSC/XX/KS/BLL	30x18x26-7/8" OverCupboard Storage Cabinet Classic Pull	$380.83
CIL/30240OVHX/CLSC/XX/KS/BLL	30x18x26-7/8" OverCupboard Storage Cabinet Classic Pull	$317.35
CIL/30285OV2F/CLSC/XX/KS/BLL	30x18x31-15/32" Overfile Storage Cabinet Classic Pull	$416.46
CIL/30285OVHX/CLSC/XX/KS/BLL	30x18x31-15/32" OverCupboard Storage Cabinet Classic Pull	$347.42
CIL/30300OVHX/CLSC/XX/KS/BLL	30x18x33" OverCupboard Storage Cabinet Classic Pull	$347.42
CIL/30315OV2F/CLSC/XX/KS/BLL	30x18x34-17/32" Overfile Storage Cabinet Classic Pull	$481.04
CIL/30315OVHX/CLSC/XX/KS/BLL	30x18x34-17/32" OverCupboard Storage Cabinet Classic Pull	$349.65
CIL/30360OVHX/CLSC/XX/KS/BLL	30x18x39-1/8" OverCupboard Storage Cabinet Classic Pull	$380.83
CIL/30405OVHX/CLSC/XX/KS/BLL	30x18x43-23/32" OverCupboard Storage Cabinet Classic Pull	$463.23
CIL/30435OV3F/CLSC/XX/KS/BLL	30x18x46-25/32" Overfile Storage Cabinet Classic Pull	$560.11
CIL/30435OVHX/CLSC/XX/KS/BLL	30x18x46-25/32" OverCupboard Storage Cabinet Classic Pull	$413.12
CIL/30480OV3F/CLSC/XX/KS/BLL	30x18x51-3/8" Overfile Storage Cabinet Classic Pull	$658.10
CIL/30480OVHX/CLSC/XX/KS/BLL	30x18x51-3/8" OverCupboard Storage Cabinet Classic Pull	$444.30
CIL/36135OV1F/CLSC/XX/KS/BLL	36x18x16-5/32" Overfile Storage Cabinet Classic Pull	$298.42
CIL/36150OV1F/CLSC/XX/KS/BLL	36x18x17-11/16" Overfile Storage Cabinet Classic Pull	$318.47
CIL/36240OVHD/CLSC/XX/KS/BLL	36x18x26-7/8" OverCupboard Storage Cabinet Classic Pull	$395.30
CIL/36240OVHX/CLSC/XX/KS/BLL	36x18x26-7/8" OverCupboard Storage Cabinet Classic Pull	$331.84
CIL/36270OVHX/CLSC/XX/KS/BLL	36x18x30" OverCupboard Storage Cabinet Classic Pull	$361.89

CIL/36285OV2F/CLSC/XX/KS/BLL	36x18x31-15/32" Overfile Storage Cabinet Classic Pull	$438.73
CIL/36285OVHX/CLSC/XX/KS/BLL	36x18x31-15/32" OverCupboard Storage Cabinet Classic Pull	$360.78
CIL/36300OVHX/CLSC/XX/KS/BLL	36x18x33" OverCupboard Storage Cabinet Classic Pull	$367.47
CIL/36315OV2F/CLSC/XX/KS/BLL	36x18x34-17/32" Overfile Storage Cabinet Classic Pull	$488.84
CIL/36315OVHX/CLSC/XX/KS/BLL	36x18x34-17/32" OverCupboard Storage Cabinet Classic Pull	$366.35
CIL/36360OVHX/CLSC/XX/KS/BLL	36x18x39-1/8" OverCupboard Storage Cabinet Classic Pull	$391.96
CIL/36405OVHX/CLSC/XX/KS/BLL	36x18x43-23/32" OverCupboard Storage Cabinet Classic Pull	$449.86
CIL/36435OV3F/CLSC/XX/KS/BLL	36x18x46-25/32" Overfile Storage Cabinet Classic Pull	$592.40
CIL/36435OVHX/CLSC/XX/KS/BLL	36x18x46-25/32" OverCupboard Storage Cabinet Classic Pull	$450.98
CIL/36480OV3F/CLSC/XX/KS/BLL	36x18x51-3/8" Overfile Storage Cabinet Classic Pull	$660.32
CIL/36480OVHX/CLSC/XX/KS/BLL	36x18x51-3/8" OverCupboard Storage Cabinet Classic Pull	$452.10
CIL/42135OV1F/CLSC/XX/KS/BLL	42x18x16-5/32" Overfile Storage Cabinet Classic Pull	$312.90
CIL/42150OV1F/CLSC/XX/KS/BLL	42x18x17-11/16" Overfile Storage Cabinet Classic Pull	$337.40
CIL/42240OVHD/CLSC/XX/KS/BLL	42x18x26-7/8" OverCupboard Storage Cabinet Classic Pull	$432.05
CIL/42240OVHX/CLSC/XX/KS/BLL	42x18x26-7/8" OverCupboard Storage Cabinet Classic Pull	$350.76
CIL/42285OV2F/CLSC/XX/KS/BLL	42x18x31-15/32" Overfile Storage Cabinet Classic Pull	$464.34
CIL/42285OVHX/CLSC/XX/KS/BLL	42x18x31-15/32" OverCupboard Storage Cabinet Classic Pull	$384.16
CIL/42300OVHX/CLSC/XX/KS/BLL	42x18x33" OverCupboard Storage Cabinet Classic Pull	$386.40
CIL/42315OV2F/CLSC/XX/KS/BLL	42x18x34-17/32" Overfile Storage Cabinet Classic Pull	$521.13
CIL/42315OVHX/CLSC/XX/KS/BLL	42x18x34-17/32" OverCupboard Storage Cabinet Classic Pull	$390.85
CIL/42360OVHX/CLSC/XX/KS/BLL	42x18x39-1/8" OverCupboard Storage Cabinet Classic Pull	$416.46
CIL/42405OVHX/CLSC/XX/KS/BLL	42x18x43-23/32" OverCupboard Storage Cabinet Classic Pull	$466.57
CIL/42435OV3F/CLSC/XX/KS/BLL	42x18x46-25/32" Overfile Storage Cabinet Classic Pull	$619.12
CIL/42435OVHX/CLSC/XX/KS/BLL	42x18x46-25/32" OverCupboard Storage Cabinet Classic Pull	$478.82
CIL/42480OV3F/CLSC/XX/KS/BLL	42x18x51-3/8" Overfile Storage Cabinet Classic Pull	$701.53
CIL/42480OVHX/CLSC/XX/KS/BLL	36x18x51-3/8" OverCupboard Storage Cabinet Classic Pull	$477.70

OVERFILE/OVERCUPBOARD STORAGE CABINETS-KD1

Model Number	Description	Price
KD1/30135OV1F/CLSC/XX/KS/BLL	30x18x16-5/32" Overfile Storage Cabinet Classic Pull	$269.48
KD1/30150OV1F/CLSC/XX/KS/BLL	30x18x17-11/16" Overfile Storage Cabinet Classic Pull	$298.42
KD1/30240OVHD/CLSC/XX/KS/BLL	30x18x26-7/8" OverCupboard Storage Cabinet Classic Pull	$357.44
KD1/30240OVHX/CLSC/XX/KS/BLL	30x18x26-7/8" OverCupboard Storage Cabinet Classic Pull	$298.42
KD1/30285OV2F/CLSC/XX/KS/BLL	30x18x31-15/32" Overfile Storage Cabinet Classic Pull	$391.96
KD1/30285OVHX/CLSC/XX/KS/BLL	30x18x31-15/32" OverCupboard Storage Cabinet Classic Pull	$326.26
KD1/30300OVHX/CLSC/XX/KS/BLL	30x18x33" OverCupboard Storage Cabinet Classic Pull	$326.26
KD1/30315OV2F/CLSC/XX/KS/BLL	30x18x34-17/32" Overfile Storage Cabinet Classic Pull	$453.21
KD1/30315OVHX/CLSC/XX/KS/BLL	30x18x34-17/32" OverCupboard Storage Cabinet Classic Pull	$328.49
KD1/30360OVHX/CLSC/XX/KS/BLL	30x18x39-1/8" OverCupboard Storage Cabinet Classic Pull	$357.44
KD1/30405OVHX/CLSC/XX/KS/BLL	30x18x43-23/32" OverCupboard Storage Cabinet Classic Pull	$436.50
KD1/30435OV3F/CLSC/XX/KS/BLL	30x18x46-25/32" Overfile Storage Cabinet Classic Pull	$527.82
KD1/30435OVHX/CLSC/XX/KS/BLL	30x18x46-25/32" OverCupboard Storage Cabinet Classic Pull	$388.62
KD1/30480OV3F/CLSC/XX/KS/BLL	30x18x51-3/8" Overfile Storage Cabinet Classic Pull	$619.12
KD1/30480OVHX/CLSC/XX/KS/BLL	30x18x51-3/8" OverCupboard Storage Cabinet Classic Pull	$417.57
KD1/36135OV1F/CLSC/XX/KS/BLL	36x18x16-5/32" Overfile Storage Cabinet Classic Pull	$280.61
KD1/36150OV1F/CLSC/XX/KS/BLL	36x18x17-11/16" Overfile Storage Cabinet Classic Pull	$300.66
KD1/36240OVHD/CLSC/XX/KS/BLL	36x18x26-7/8" OverCupboard Storage Cabinet Classic Pull	$371.92
KD1/36240OVHX/CLSC/XX/KS/BLL	36x18x26-7/8" OverCupboard Storage Cabinet Classic Pull	$311.79
KD1/36270OVHX/CLSC/XX/KS/BLL	36x18x30" OverCupboard Storage Cabinet Classic Pull	$340.74
KD1/36285OV2F/CLSC/XX/KS/BLL	36x18x31-15/32" Overfile Storage Cabinet Classic Pull	$413.12
KD1/36285OVHX/CLSC/XX/KS/BLL	36x18x31-15/32" OverCupboard Storage Cabinet Classic Pull	$339.62
KD1/36300OVHX/CLSC/XX/KS/BLL	36x18x33" OverCupboard Storage Cabinet Classic Pull	$345.20
KD1/36315OV2F/CLSC/XX/KS/BLL	36x18x34-17/32" Overfile Storage Cabinet Classic Pull	$459.88
KD1/36315OVHX/CLSC/XX/KS/BLL	36x18x34-17/32" OverCupboard Storage Cabinet Classic Pull	$344.08

KD1/36360OVHX/CLSC/XX/KS/BLL	36x18x39-1/8" OverCupboard Storage Cabinet Classic Pull	$368.58
KD1/36405OVHX/CLSC/XX/KS/BLL	36x18x43-23/32" OverCupboard Storage Cabinet Classic Pull	$423.14
KD1/36435OV3F/CLSC/XX/KS/BLL	36x18x46-25/32" Overfile Storage Cabinet Classic Pull	$556.76
KD1/36435OVHX/CLSC/XX/KS/BLL	36x18x46-25/32" OverCupboard Storage Cabinet Classic Pull	$424.25
KD1/36480OV3F/CLSC/XX/KS/BLL	36x18x51-3/8" Overfile Storage Cabinet Classic Pull	$621.35
KD1/36480OVHX/CLSC/XX/KS/BLL	36x18x51-3/8" OverCupboard Storage Cabinet Classic Pull	$425.37
KD1/42135OV1F/CLSC/XX/KS/BLL	42x18x16-5/32" Overfile Storage Cabinet Classic Pull	$293.97
KD1/42150OV1F/CLSC/XX/KS/BLL	42x18x17-11/16" Overfile Storage Cabinet Classic Pull	$319.58
KD1/42240OVHD/CLSC/XX/KS/BLL	42x18x26-7/8" OverCupboard Storage Cabinet Classic Pull	$406.43
KD1/42240OVHX/CLSC/XX/KS/BLL	42x18x26-7/8" OverCupboard Storage Cabinet Classic Pull	$329.60
KD1/42285OV2F/CLSC/XX/KS/BLL	42x18x31-15/32" Overfile Storage Cabinet Classic Pull	$437.61
KD1/42285OVHX/CLSC/XX/KS/BLL	42x18x31-15/32" OverCupboard Storage Cabinet Classic Pull	$360.78
KD1/42300OVHX/CLSC/XX/KS/BLL	42x18x33" OverCupboard Storage Cabinet Classic Pull	$363.01
KD1/42315OV2F/CLSC/XX/KS/BLL	42x18x34-17/32" Overfile Storage Cabinet Classic Pull	$489.95
KD1/42315OVHX/CLSC/XX/KS/BLL	42x18x34-17/32" OverCupboard Storage Cabinet Classic Pull	$367.47
KD1/42360OVHX/CLSC/XX/KS/BLL	42x18x39-1/8" OverCupboard Storage Cabinet Classic Pull	$391.96
KD1/42405OVHX/CLSC/XX/KS/BLL	42x18x43-23/32" OverCupboard Storage Cabinet Classic Pull	$438.73
KD1/42435OV3F/CLSC/XX/KS/BLL	42x18x46-25/32" Overfile Storage Cabinet Classic Pull	$583.49
KD1/42435OVHX/CLSC/XX/KS/BLL	42x18x46-25/32" OverCupboard Storage Cabinet Classic Pull	$450.98
KD1/42480OV3F/CLSC/XX/KS/BLL	42x18x51-3/8" Overfile Storage Cabinet Classic Pull	$662.55
KD1/42480OVHX/CLSC/XX/KS/BLL	36x18x51-3/8" OverCupboard Storage Cabinet Classic Pull	$448.75

OVERFILE/OVERCUPBOARD STORAGE CABINETS-KD10

Model Number	Description	Price
KD10/30135OV1F/CLSC/RAW/KS/BLL	30x18x16-5/32" Overfile Storage Cabinet Classic Pull	$241.45
KD10/30150OV1F/CLSC/RAW/KS/BLL	30x18x17-11/16" Overfile Storage Cabinet Classic Pull	$269.01
KD10/30240OVHD/CLSC/RAW/KS/BLL	30x18x26-7/8" OverCupboard Storage Cabinet Classic Pull	$315.32
KD10/30240OVHX/CLSC/RAW/KS/BLL	30x18x26-7/8" OverCupboard Storage Cabinet Classic Pull	$264.60
KD10/30285OV2F/CLSC/RAW/KS/BLL	30x18x31-15/32" Overfile Storage Cabinet Classic Pull	$350.60
KD10/30285OVHX/CLSC/RAW/KS/BLL	30x18x31-15/32" OverCupboard Storage Cabinet Classic Pull	$287.75
KD10/30300OVHX/CLSC/RAW/KS/BLL	30x18x33" OverCupboard Storage Cabinet Classic Pull	$287.75
KD10/30315OV2F/CLSC/RAW/KS/BLL	30x18x34-17/32" Overfile Storage Cabinet Classic Pull	$410.13
KD10/30315OVHX/CLSC/RAW/KS/BLL	30x18x34-17/32" OverCupboard Storage Cabinet Classic Pull	$289.96
KD10/30360OVHX/CLSC/RAW/KS/BLL	30x18x39-1/8" OverCupboard Storage Cabinet Classic Pull	$315.32
KD10/30405OVHX/CLSC/RAW/KS/BLL	30x18x43-23/32" OverCupboard Storage Cabinet Classic Pull	$384.77
KD10/30435OV3F/CLSC/RAW/KS/BLL	30x18x46-25/32" Overfile Storage Cabinet Classic Pull	$466.36
KD10/30435OVHX/CLSC/RAW/KS/BLL	30x18x46-25/32" OverCupboard Storage Cabinet Classic Pull	$342.88
KD10/30480OV3F/CLSC/RAW/KS/BLL	30x18x51-3/8" Overfile Storage Cabinet Classic Pull	$555.66
KD10/30480OVHX/CLSC/RAW/KS/BLL	30x18x51-3/8" OverCupboard Storage Cabinet Classic Pull	$368.24
KD10/36135OV1F/CLSC/RAW/KS/BLL	36x18x16-5/32" Overfile Storage Cabinet Classic Pull	$251.37
KD10/36150OV1F/CLSC/RAW/KS/BLL	36x18x17-11/16" Overfile Storage Cabinet Classic Pull	$269.01
KD10/36240OVHD/CLSC/RAW/KS/BLL	36x18x26-7/8" OverCupboard Storage Cabinet Classic Pull	$327.44
KD10/36240OVHX/CLSC/RAW/KS/BLL	36x18x26-7/8" OverCupboard Storage Cabinet Classic Pull	$274.52
KD10/36270OVHX/CLSC/RAW/KS/BLL	36x18x30" OverCupboard Storage Cabinet Classic Pull	$299.88
KD10/36285OV2F/CLSC/RAW/KS/BLL	36x18x31-15/32" Overfile Storage Cabinet Classic Pull	$371.54
KD10/36285OVHX/CLSC/RAW/KS/BLL	36x18x31-15/32" OverCupboard Storage Cabinet Classic Pull	$298.78
KD10/36300OVHX/CLSC/RAW/KS/BLL	36x18x33" OverCupboard Storage Cabinet Classic Pull	$304.29
KD10/36315OV2F/CLSC/RAW/KS/BLL	36x18x34-17/32" Overfile Storage Cabinet Classic Pull	$415.64
KD10/36315OVHX/CLSC/RAW/KS/BLL	36x18x34-17/32" OverCupboard Storage Cabinet Classic Pull	$303.19
KD10/36360OVHX/CLSC/RAW/KS/BLL	36x18x39-1/8" OverCupboard Storage Cabinet Classic Pull	$325.24
KD10/36405OVHX/CLSC/RAW/KS/BLL	36x18x43-23/32" OverCupboard Storage Cabinet Classic Pull	$372.65
KD10/36435OV3F/CLSC/RAW/KS/BLL	36x18x46-25/32" Overfile Storage Cabinet Classic Pull	$495.02
KD10/36435OVHX/CLSC/RAW/KS/BLL	36x18x46-25/32" OverCupboard Storage Cabinet Classic Pull	$373.75
KD10/36480OV3F/CLSC/RAW/KS/BLL	36x18x51-3/8" Overfile Storage Cabinet Classic Pull	$547.94

NEW YORK SERIES XXI MODEL PRICE LIST

Date: 8/1/2022

KD10/36480OVHX/CLSC/RAW/KS/BLL	36x18x51-3/8" OverCupboard Storage Cabinet Classic Pull	$374.85
KD10/42135OV1F/CLSC/RAW/KS/BLL	42x18x16-5/32" Overfile Storage Cabinet Classic Pull	$262.40
KD10/42150OV1F/CLSC/RAW/KS/BLL	42x18x17-11/16" Overfile Storage Cabinet Classic Pull	$286.65
KD10/42240OVHD/CLSC/RAW/KS/BLL	42x18x26-7/8" OverCupboard Storage Cabinet Classic Pull	$358.31
KD10/42240OVHX/CLSC/RAW/KS/BLL	42x18x26-7/8" OverCupboard Storage Cabinet Classic Pull	$289.96
KD10/42285OV2F/CLSC/RAW/KS/BLL	42x18x31-15/32" Overfile Storage Cabinet Classic Pull	$385.88
KD10/42285OVHX/CLSC/RAW/KS/BLL	42x18x31-15/32" OverCupboard Storage Cabinet Classic Pull	$317.52
KD10/42300OVHX/CLSC/RAW/KS/BLL	42x18x33" OverCupboard Storage Cabinet Classic Pull	$319.73
KD10/42315OV2F/CLSC/RAW/KS/BLL	42x18x34-17/32" Overfile Storage Cabinet Classic Pull	$450.92
KD10/42315OVHX/CLSC/RAW/KS/BLL	42x18x34-17/32" OverCupboard Storage Cabinet Classic Pull	$324.14
KD10/42360OVHX/CLSC/RAW/KS/BLL	42x18x39-1/8" OverCupboard Storage Cabinet Classic Pull	$345.08
KD10/42405OVHX/CLSC/RAW/KS/BLL	42x18x43-23/32" OverCupboard Storage Cabinet Classic Pull	$386.98
KD10/42435OV3F/CLSC/RAW/KS/BLL	42x18x46-25/32" Overfile Storage Cabinet Classic Pull	$513.77
KD10/42435OVHX/CLSC/RAW/KS/BLL	42x18x46-25/32" OverCupboard Storage Cabinet Classic Pull	$396.90
KD10/42480OV3F/CLSC/RAW/KS/BLL	42x18x51-3/8" Overfile Storage Cabinet Classic Pull	$593.15
KD10/42480OVHX/CLSC/RAW/KS/BLL	36x18x51-3/8" OverCupboard Storage Cabinet Classic Pull	$395.80

NEW YORK SHIBBY MODEL PRICE LIST

Date: 8/2/2022

SHIBBY

26x26 ARMLESS LOUNGE

H23KD	***26x26 Armless Lounge***
XX	***Sled Base Finish***
HNG/HWG	***Ganging (HNG=No Gangers, HWG=Ganging)***
NGL/GNY	***Glides (NGL=No Glides, GNY=Nylon Glides)***
FAMILY NAME:	***SHIBBY***

Model Number	Description	Price
H23KD/XX/HNG/GNY	Shibby Armless Lounge,No Gang,W/Glide	$567.90
H23KD/XX/HNG/NGL	Shibby Armless Lounge,No Gang,No Glide	$567.90
H23KD/XX/HWG/GNY	Shibby Armless Lounge,W/Gang,W/Glide	$584.60
H23KD/XX/HWG/NGL	Shibby Armless Lounge,W/Gang,No Glide	$584.60

26x26 ARMLESS LAMINATE BACK LOUNGE

H23BKD	***26x26 Armless Laminate Back Lounge***
XX	***Sled Base Finish***
LXX	***Laminate***
HNG/HWG	***Ganging (HNG=No Gangers, HWG=Ganging)***
NGL/GNY	***Glides (NGL=No Glides, GNY=Nylon Glides)***
FAMILY NAME:	***SHIBBY***

Model Number	Description	Price
H23BKD/XX/LXX/HNG/GNY	Shibby Armless Laminate Back 26"W Lounge,No Gang,W/Gld	$874.11
H23BKD/XX/LXX/HNG/NGL	Shibby Armless Laminate Back 26"W Lounge,No Gang,No Gld	$874.11
H23BKD/XX/LXX/HWG/GNY	Shibby Armless Laminate Back 26"W Lounge,W/Gang,W/Gld	$890.82
H23BKD/XX/LXX/HWG/NGL	Shibby Armless Laminate Back 26"W Lounge,W/Gang,No Gld	$890.82

26x26 ARMED LOUNGE

H23AKD	***26x26 Armed Lounge***
XX	***Sled Base Finish***
WAC/PAC	***Arm Cap (WAC=Wood Arm Cap, PAC=Plastic Arm Cap)***
XXX/PXX	***Wood Arm Cap Finish/Plastic Bottom Cap Finish***
XXPC/PXX	***Plastic Arm Cap Finish/Plastic Bottom Cap Finish***
HNG/HWG	***Ganging (HNG=No Gangers, HWG=Ganging)***
NGL/GNY	***Glides (NGL=No Glides, GNY=Nylon Glides)***
FAMILY NAME:	***SHIBBY***

Model Number	Description	Price
H23AKD/XX/PAC/XXPC/PXX/HNG/GNY	Shibby Armed 26"W Lounge,Plastic Arm Cap,No Gang,W/Gld	$746.07
H23AKD/XX/PAC/XXPC/PXX/HNG/NGL	Shibby Armed 26"W Lounge,Plastic Arm Cap,No Gang,No Gld	$746.07
H23AKD/XX/PAC/XXPC/PXX/HWG/GNY	Shibby Armed 26"W Lounge,Plastic Arm Cap,W/Gang,W/Gld	$762.76
H23AKD/XX/PAC/XXPC/PXX/HWG/NGL	Shibby Armed 26"W Lounge,Plastic Arm Cap,W/Gang,No Gld	$762.76
H23AKD/XX/WAC/XXX/PXX/HNG/GNY	Shibby Armed 26"W Lounge,Wood Arm Cap,No Gang,W/Gld	$746.07
H23AKD/XX/WAC/XXX/PXX/HNG/NGL	Shibby Armed 26"W Lounge,Wood Arm Cap,No Gang,No Gld	$746.07
H23AKD/XX/WAC/XXX/PXX/HWG/GNY	Shibby Armed 26"W Lounge,Wood Arm Cap,W/Gang,W/Gld	$762.76
H23AKD/XX/WAC/XXX/PXX/HWG/NGL	Shibby Armed 26"W Lounge,Wood Arm Cap,W/Gang,No Gld	$762.76

NEW YORK SHIBBY MODEL PRICE LIST

Date: 8/2/2022

26x26 LOUNGE WITH TABLET ARM-LEFT FACING

H23LTKD	***26x26 Lounge With Left Facing Tablet Arm***
XX	***Sled Base Finish***
WAC/PAC	***Arm Cap (WAC=Wood Arm Cap, PAC=Plastic Arm Cap)***
LXX	***Tablet Arm Laminate Color***
XXX/PXX	***Wood Arm Cap Finish/Plastic Bottom Cap Finish***
XXPC/PXX	***Plastic Arm Cap Finish/Plastic Bottom Cap Finish***
HNG/HWG	***Ganging (HNG=No Gangers, HWG=Ganging)***
NGL/GNY	***Glides (NGL=No Glides, GNY=Nylon Glides)***
FAMILY NAME:	***SHIBBY***

Model Number	Description	Price
H23LTKD/XX/PAC/LXX/XXPC/PXX/HNG/GNY	Shibby LH Tablet Arm 26"W Lounge,Plastic Arm Cap,No Gang,W/Gld	$957.63
H23LTKD/XX/PAC/LXX/XXPC/PXX/HNG/NGL	Shibby LH Tablet Arm 26"W Lounge,Plastic Arm Cap,No Gang,NoGld	$957.63
H23LTKD/XX/PAC/LXX/XXPC/PXX/HWG/GNY	Shibby LH Tablet Arm 26"W Lounge,Plastic Arm Cap,W/Gang,W/Gld	$974.34
H23LTKD/XX/PAC/LXX/XXPC/PXX/HWG/NGL	Shibby LH Tablet Arm 26"W Lounge,Plastic Arm Cap,W/Gang,NoGld	$974.34
H23LTKD/XX/WAC/LXX/XXX/PXX/HNG/GNY	Shibby LH Tablet Arm 26"W Lounge,Wood Arm Cap,No Gang,W/Gld	$957.63
H23LTKD/XX/WAC/LXX/XXX/PXX/HNG/NGL	Shibby LH Tablet Arm 26"W Lounge,Wood Arm Cap,No Gang,No Gld	$957.63
H23LTKD/XX/WAC/LXX/XXX/PXX/HWG/GNY	Shibby LH Tablet Arm 26"W Lounge,Wood Arm Cap,W/Gang,W/Gld	$974.34
H23LTKD/XX/WAC/LXX/XXX/PXX/HWG/NGL	Shibby LH Tablet Arm 26"W Lounge,Wood Arm Cap,W/Gang,No Gld	$974.34

26x26 LOUNGE WITH TABLET ARM-RIGHT FACING

H23RTKD	***26x26 Lounge With Right Facing Tablet Arm***
XX	***Sled Base Finish***
WAC/PAC	***Arm Cap (WAC=Wood Arm Cap, PAC=Plastic Arm Cap)***
LXX	***Tablet Arm Laminate Color***
XXX/PXX	***Wood Arm Cap Finish/Plastic Bottom Cap Finish***
XXPC/PXX	***Plastic Arm Cap Finish/Plastic Bottom Cap Finish***
HNG/HWG	***Ganging (HNG=No Gangers, HWG=Ganging)***
NGL/GNY	***Glides (NGL=No Glides, GNY=Nylon Glides)***
FAMILY NAME:	***SHIBBY***

Model Number	Description	Price
H23RTKD/XX/PAC/LXX/XXPC/PXX/HNG/GNY	Shibby RH Tablet Arm 26"W Lounge,Plastic Arm Cap,NoGang,W/Gld	$957.63
H23RTKD/XX/PAC/LXX/XXPC/PXX/HNG/NGL	Shibby RH Tablet Arm 26"W Lounge,Plastic Arm Cap,NoGang,NoGld	$957.63
H23RTKD/XX/PAC/LXX/XXPC/PXX/HWG/GNY	Shibby RH Tablet Arm 26"W Lounge,Plastic Arm Cap,W/Gang,W/Gld	$974.34
H23RTKD/XX/PAC/LXX/XXPC/PXX/HWG/NGL	Shibby RH Tablet Arm 26"W Lounge,Plastic Arm Cap,W/Gang,NoGld	$974.34
H23RTKD/XX/WAC/LXX/XXX/PXX/HNG/GNY	Shibby RH Tablet Arm 26"W Lounge,Wood Arm Cap,No Gang,W/Gld	$957.63
H23RTKD/XX/WAC/LXX/XXX/PXX/HNG/NGL	Shibby RH Tablet Arm 26"W Lounge,Wood Arm Cap,No Gang,NoGld	$957.63
H23RTKD/XX/WAC/LXX/XXX/PXX/HWG/GNY	Shibby RH Tablet Arm 26"W Lounge,Wood Arm Cap,W/Gang,W/Gld	$974.34
H23RTKD/XX/WAC/LXX/XXX/PXX/HWG/NGL	Shibby RH Tablet Arm 26"W Lounge,Wood Arm Cap,W/Gang,NoGld	$974.34

26x39 ARMLESS LOUNGE

H33KD	***26x39 Armless Lounge***
XX	***Sled Base Finish***
HNG/HWG	***Ganging (HNG=No Gangers, HWG=Ganging)***
NGL/GNY	***Glides (NGL=No Glides, GNY=Nylon Glides)***
FAMILY NAME:	***SHIBBY***

Model Number	Description	Price
H33KD/XX/HNG/GNY	Shibby Armless 39"W Lounge,No Gang,W/Glide	$695.95
H33KD/XX/HNG/NGL	Shibby Armless 39"W Lounge,No Gang,No Glide	$695.95
H33KD/XX/HWG/GNY	Shibby Armless 39"W Lounge,W/Gang,W/Glide	$712.66
H33KD/XX/HWG/NGL	Shibby Armless 39"W Lounge,W/Gang,No Glide	$712.66

NEW YORK SHIBBY MODEL PRICE LIST

Date: 8/2/2022

26x39 ARMLESS LAMINATE BACK LOUNGE

H33LBKD/H33RBKD	***26x26 Armless LH/RH Laminated Back Lounge***
XX	***Sled Base Finish***
NP/WPXX/QP	***Power (NP=Non-powered,WPXX=Black,White,Silver Power Mod,QP=Qi Power)***
LXX	***Primary Laminate (top)***
HNG/HWG	***Ganging (HNG=No Gangers, HWG=Ganging)***
NGL/GNY	***Glides (NGL=No Glides, GNY=Nylon Glides)***
FAMILY NAME:	***SHIBBY***

Model Number	Description	Price
H33LBKD/XX/NP/LXX/HNG/GNY	Shibby Armless 39" LH Laminate Back Lounge,NP,No Gang,W/Gld	$1,024.44
H33LBKD/XX/NP/LXX/HNG/NGL	Shibby Armless 39" LH Laminate Back Lounge,NP,No Gang,No Gld	$1,024.44
H33LBKD/XX/NP/LXX/HWG/GNY	Shibby Armless 39" LH Laminate Back Lounge,NP,W/Gang,W/Gld	$1,041.15
H33LBKD/XX/NP/LXX/HWG/NGL	Shibby Armless 39" LH Laminate Back Lounge,NP,W/Gang,No Gld	$1,041.15
H33LBKD/XX/QP/LXX/HNG/GNY	Shibby Armless 39" LH Lamnt Back Lounge,QI Pwr,NoGang,W/Gld	$1,174.77
H33LBKD/XX/QP/LXX/HNG/NGL	Shibby Armless 39" LH Lamnt Back Lounge,QI Pwr,NoGang,No Gld	$1,174.77
H33LBKD/XX/QP/LXX/HWG/GNY	Shibby Armless 39" LH Lamnt Back Lounge,QI Pwr,W/Gang,W/Gld	$1,191.48
H33LBKD/XX/QP/LXX/HWG/NGL	Shibby Armless 39" LH Lamnt Back Lounge,QI Pwr,W/Gang,No Gld	$1,191.48
H33LBKD/XX/WPXX/LXX/HNG/GNY	Shibby Armless 39" LH Lamnt Back Lounge,Pwr Mod,No Gang,W/Gld	$1,107.96
H33LBKD/XX/WPXX/LXX/HNG/NGL	Shibby Armless 39" LH Lamnt Back Lounge,Pwr Mod,No Gang,NoGld	$1,107.96
H33LBKD/XX/WPXX/LXX/HWG/GNY	Shibby Armless 39" LH Lamnt Back Lounge,Pwr Mod,W/Gang,W/Gld	$1,124.67
H33LBKD/XX/WPXX/LXX/HWG/NGL	Shibby Armless 39" LH Lamnt Back Lounge,Pwr Mod,W/Gang,NoGld	$1,124.67
H33RBKD/XX/NP/LXX/HNG/GNY	Shibby Armless 39" RH Laminate Back Lounge,NP,No Gang,W/Gld	$1,024.44
H33RBKD/XX/NP/LXX/HNG/NGL	Shibby Armless 39" RH Laminate Back Lounge,NP,No Gang,No Gld	$1,024.44
H33RBKD/XX/NP/LXX/HWG/GNY	Shibby Armless 39" RH Laminate Back Lounge,NP,W/Gang,W/Gld	$1,041.15
H33RBKD/XX/NP/LXX/HWG/NGL	Shibby Armless 39" RH Laminate Back Lounge,NP,W/Gang,No Gld	$1,041.15
H33RBKD/XX/QP/LXX/HNG/GNY	Shibby Armless 39" RH Lamnt Back Lounge,QI Pwr,No Gang,W/Gld	$1,174.77
H33RBKD/XX/QP/LXX/HNG/NGL	Shibby Armless 39" RH Lamnt Back Lounge,QI Pwr,No Gang,No Gld	$1,174.77
H33RBKD/XX/QP/LXX/HWG/GNY	Shibby Armless 39" RH Lamnt Back Lounge,QI Pwr,W/Gang,W/Gld	$1,191.48
H33RBKD/XX/QP/LXX/HWG/NGL	Shibby Armless 39" RH Lamnt Back Lounge,QI Pwr,W/Gang,No Gld	$1,191.48
H33RBKD/XX/WPXX/LXX/HNG/GNY	Shibby Armless 39" RH Lamnt Back Lounge,Pwr Mod,NoGang,W/Gld	$1,107.96
H33RBKD/XX/WPXX/LXX/HNG/NGL	Shibby Armless 39" RH Lamnt Back Lounge,Pwr Mod,NoGang,NoGld	$1,107.96
H33RBKD/XX/WPXX/LXX/HWG/GNY	Shibby Armless 39" RH Lamnt Back Lounge,Pwr Mod,W/Gang,W/Gld	$1,124.67
H33RBKD/XX/WPXX/LXX/HWG/NGL	Shibby Armless 39" RH Lamnt Back Lounge,Pwr Mod,W/Gang,NoGld	$1,124.67

26x39 ARMED LOUNGE

H33AKD	***26x39 Armed Lounge***
XX	***Sled Base Finish***
WAC/PAC	***Arm Cap (WAC=Wood Arm Cap, PAC=Plastic Arm Cap)***
XXX/PXX	***Wood Arm Cap Finish/Plastic Bottom Cap Finish***
XXPC/PXX	***Plastic Arm Cap Finish/Plastic Bottom Cap Finish***
HNG/HWG	***Ganging (HNG=No Gangers, HWG=Ganging)***
NGL/GNY	***Glides (NGL=No Glides, GNY=Nylon Glides)***
FAMILY NAME:	***SHIBBY***

Model Number	Description	Price
H33AKD/XX/PAC/XXPC/PXX/HNG/GNY	Shibby Armed 39"W Lounge,Plastic Arm Cap,No Gang,W/Gld	$857.42
H33AKD/XX/PAC/XXPC/PXX/HNG/NGL	Shibby Armed 39"W Lounge,Plastic Arm Cap,No Gang,No Gld	$857.42
H33AKD/XX/PAC/XXPC/PXX/HWG/GNY	Shibby Armed 39"W Lounge,Plastic Arm Cap,W/Gang,W/Gld	$874.11
H33AKD/XX/PAC/XXPC/PXX/HWG/NGL	Shibby Armed 39"W Lounge,Plastic Arm Cap,W/Gang,No Gld	$874.11
H33AKD/XX/WAC/XXX/PXX/HNG/GNY	Shibby Armed 39"W Lounge,Wood Arm Cap,No Gang,W/Gld	$857.42
H33AKD/XX/WAC/XXX/PXX/HNG/NGL	Shibby Armed 39"W Lounge,Wood Arm Cap,No Gang,No Gld	$857.42
H33AKD/XX/WAC/XXX/PXX/HWG/GNY	Shibby Armed 39"W Lounge,Wood Arm Cap,W/Gang,W/Gld	$874.11
H33AKD/XX/WAC/XXX/PXX/HWG/NGL	Shibby Armed 39"W Lounge,Wood Arm Cap,W/Gang,No Gld	$874.11

NEW YORK SHIBBY MODEL PRICE LIST

Date: 8/2/2022

26x39 LOUNGE WITH TABLET ARM-LEFT FACING

H33LTKD	***26x39 Lounge With Left Facing Tablet Arm***
XX	***Sled Base Finish***
WAC/PAC	***Arm Cap (WAC=Wood Arm Cap, PAC=Plastic Arm Cap)***
LXX	***Tablet Arm Laminate Color***
XXX/PXX	***Wood Arm Cap Finish/Plastic Bottom Cap Finish***
XXPC/PXX	***Plastic Arm Cap Finish/Plastic Bottom Cap Finish***
HNG/HWG	***Ganging (HNG=No Gangers, HWG=Ganging)***
NGL/GNY	***Glides (NGL=No Glides, GNY=Nylon Glides)***
FAMILY NAME:	***SHIBBY***

Model Number	Description	Price
H33LTKD/XX/PAC/LXX/XXPC/PXX/HNG/GNY	Shibby LH Tablet Arm 39"W Lounge,Plastic Arm Cap,NoGang,W/Gld	$1,057.85
H33LTKD/XX/PAC/LXX/XXPC/PXX/HNG/NGL	Shibby LH Tablet Arm 39"W Lounge,Plastic Arm Cap,No Gang,NoGld	$1,057.85
H33LTKD/XX/PAC/LXX/XXPC/PXX/HWG/GNY	Shibby LH Tablet Arm 39"W Lounge,Plastic Arm Cap,W/Gang,W/Gld	$1,074.55
H33LTKD/XX/PAC/LXX/XXPC/PXX/HWG/NGL	Shibby LH Tablet Arm 39"W Lounge,Plastic Arm Cap,W/Gang,NoGld	$1,074.55
H33LTKD/XX/WAC/LXX/XXX/PXX/HNG/GNY	Shibby LH Tablet Arm 39"W Lounge,Wood Arm Cap,No Gang,W/Gld	$1,057.85
H33LTKD/XX/WAC/LXX/XXX/PXX/HNG/NGL	Shibby LH Tablet Arm 39"W Lounge,Wood Arm Cap,No Gang,NoGld	$1,057.85
H33LTKD/XX/WAC/LXX/XXX/PXX/HWG/GNY	Shibby LH Tablet Arm 39"W Lounge,Wood Arm Cap,W/Gang,W/Gld	$1,074.55
H33LTKD/XX/WAC/XXX/XXX/PXX/HWG/NGL	Shibby LH Tablet Arm 39"W Lounge,Wood Arm Cap,W/Gang,No Gld	$1,074.55

26x39 LOUNGE WITH TABLET ARM-RIGHT FACING

H33RTKD	***26x39 Lounge With Right Facing Tablet Arm***
XX	***Sled Base Finish***
WAC/PAC	***Arm Cap (WAC=Wood Arm Cap, PAC=Plastic Arm Cap)***
LXX	***Tablet Arm Laminate Color***
XXX/PXX	***Wood Arm Cap Finish/Plastic Bottom Cap Finish***
XXPC/PXX	***Plastic Arm Cap Finish/Plastic Bottom Cap Finish***
HNG/HWG	***Ganging (HNG=No Gangers, HWG=Ganging)***
NGL/GNY	***Glides (NGL=No Glides, GNY=Nylon Glides)***
FAMILY NAME:	***SHIBBY***

Model Number	Description	Price
H33RTKD/XX/PAC/LXX/XXPC/PXX/HNG/GNY	Shibby RH Tablet Arm 39"W Lounge,Plastic Arm Cap,NoGang,W/Gld	$1,057.85
H33RTKD/XX/PAC/LXX/XXPC/PXX/HNG/NGL	Shibby RH Tablet Arm 39"W Lounge,Plastic Arm Cap,NoGang,NoGld	$1,057.85
H33RTKD/XX/PAC/LXX/XXPC/PXX/HWG/GNY	Shibby RH Tablet Arm 39"W Lounge,Plastic Arm Cap,W/Gang,W/Gld	$1,074.55
H33RTKD/XX/PAC/LXX/XXPC/PXX/HWG/NGL	Shibby RH Tablet Arm 39"W Lounge,Plastic Arm Cap,W/Gang,NoGld	$1,074.55
H33RTKD/XX/WAC/LXX/XXX/PXX/HNG/GNY	Shibby RH Tablet Arm 39"W Lounge,Wood Arm Cap,NoGang,W/Gld	$1,057.85
H33RTKD/XX/WAC/LXX/XXX/PXX/HNG/NGL	Shibby RH Tablet Arm 39"W Lounge,Wood Arm Cap,No Gang,NoGld	$1,057.85
H33RTKD/XX/WAC/LXX/XXX/PXX/HWG/GNY	Shibby RH Tablet Arm 39"W Lounge,Wood Arm Cap,W/Gang,W/Gld	$1,074.55
H33RTKD/XX/WAC/LXX/XXX/PXX/HWG/NGL	Shibby RH Tablet Arm 39"W Lounge,Wood Arm Cap,W/Gang,No Gld	$1,074.55

26x78 ARMLESS LOUNGE

H43KD	***26x78 Armless Lounge***
XX	***Sled Base Finish***
HNG/HWG	***Ganging (HNG=No Gangers, HWG=Ganging)***
NGL/GNY	***Glides (NGL=No Glides, GNY=Nylon Glides)***
FAMILY NAME:	***SHIBBY***

Model Number	Description	Price
H43KD/XX/HNG/GNY	Shibby Armless 78"W Lounge,No Gang,W/Glide	$974.34
H43KD/XX/HNG/NGL	Shibby Armless 78"W Lounge,No Gang,No Glide	$974.34
H43KD/XX/HWG/GNY	Shibby Armless 78"W Lounge,W/Gang,W/Glide	$991.04
H43KD/XX/HWG/NGL	Shibby Armless 78"W Lounge,W/Gang,No Glide	$991.04

NEW YORK SHIBBY MODEL PRICE LIST

Date: 8/2/2022

26x78 ARMED LOUNGE

H43AKD	***26x78 Armed Lounge***
XX	***Sled Base Finish***
WAC/PAC	***Arm Cap (WAC=Wood Arm Cap, PAC=Plastic Arm Cap)***
XXX/PXX	***Wood Arm Cap Finish/Plastic Bottom Cap Finish***
XXPC/PXX	***Plastic Arm Cap Finish/Plastic Bottom Cap Finish***
HNG/HWG	***Ganging (HNG=No Gangers, HWG=Ganging)***
NGL/GNY	***Glides (NGL=No Glides, GNY=Nylon Glides)***
FAMILY NAME:	***SHIBBY***

Model Number	Description	Price
H43AKD/XX/PAC/XXPC/PXX/HNG/GNY	Shibby Armed 78"W Lounge,Plastic Arm Cap,No Gang,W/Gld	$1,102.39
H43AKD/XX/PAC/XXPC/PXX/HNG/NGL	Shibby Armed 78"W Lounge,Plastic Arm Cap,No Gang,No Gld	$1,102.39
H43AKD/XX/PAC/XXPC/PXX/HWG/GNY	Shibby Armed 78"W Lounge,Plastic Arm Cap,W/Gang,W/Gld	$1,119.09
H43AKD/XX/PAC/XXPC/PXX/HWG/NGL	Shibby Armed 78"W Lounge,Plastic Arm Cap,W/Gang,No Gld	$1,119.09
H43AKD/XX/WAC/XXX/PXX/HNG/GNY	Shibby Armed 78"W Lounge,Wood Arm Cap,No Gang,W/Gld	$1,102.39
H43AKD/XX/WAC/XXX/PXX/HNG/NGL	Shibby Armed 78"W Lounge,Wood Arm Cap,No Gang,No Gld	$1,102.39
H43AKD/XX/WAC/XXX/PXX/HWG/GNY	Shibby Armed 78"W Lounge,Wood Arm Cap,W/Gang,W/Gld	$1,119.09
H43AKD/XX/WAC/XXX/PXX/HWG/NGL	Shibby Armed 78"W Lounge,Wood Arm Cap,W/Gang,No Gld	$1,119.09

26x78 LOUNGE WITH TABLET ARM-LEFT FACING

H43LTKD	***26x78 Lounge With Left Facing Tablet Arm***
XX	***Sled Base Finish***
WAC/PAC	***Arm Cap (WAC=Wood Arm Cap, PAC=Plastic Arm Cap)***
LXX	***Tablet Arm Laminate Color***
XXX/PXX	***Wood Arm Cap Finish/Plastic Bottom Cap Finish***
XXPC/PXX	***Plastic Arm Cap Finish/Plastic Bottom Cap Finish***
HNG/HWG	***Ganging (HNG=No Gangers, HWG=Ganging)***
NGL/GNY	***Glides (NGL=No Glides, GNY=Nylon Glides)***
FAMILY NAME:	***SHIBBY***

Model Number	Description	Price
H43LTKD/XX/PAC/LXX/XXPC/PXX/HNG/GNY	Shibby LH Tablet Arm 78"W Lounge,Plastic Arm Cap,No Gang,W/Gld	$1,308.39
H43LTKD/XX/PAC/LXX/XXPC/PXX/HNG/NGL	Shibby LH Tablet Arm 78"W Lounge,Plastic Arm Cap,NoGang,NoGld	$1,308.39
H43LTKD/XX/PAC/LXX/XXPC/PXX/HWG/GNY	Shibby LH Tablet Arm 78"W Lounge,Plastic Arm Cap,W/Gang,W/Gld	$1,325.10
H43LTKD/XX/PAC/LXX/XXPC/PXX/HWG/NGL	Shibby LH Tablet Arm 78"W Lounge,Plastic Arm Cap,W/Gang,No Gld	$1,325.10
H43LTKD/XX/WAC/LXX/XXX/PXX/HNG/GNY	Shibby LH Tablet Arm 78"W Lounge,Wood Arm Cap,No Gang,W/Gld	$1,308.39
H43LTKD/XX/WAC/LXX/XXX/PXX/HNG/NGL	Shibby LH Tablet Arm 78"W Lounge,Wood Arm Cap,No Gang,No Gld	$1,308.39
H43LTKD/XX/WAC/LXX/XXX/PXX/HWG/GNY	Shibby LH Tablet Arm 78"W Lounge,Wood Arm Cap,W/Gang,W/Gld	$1,325.10
H43LTKD/XX/WAC/LXX/XXX/PXX/HWG/NGL	Shibby LH Tablet Arm 78"W Lounge,Wood Arm Cap,W/Gang,No Gld	$1,325.10

26x78 LOUNGE WITH TABLET ARM-RIGHT FACING

H43RTKD	***26x78 Lounge With Right Facing Tablet Arm***
XX	***Sled Base Finish***
WAC/PAC	***Arm Cap (WAC=Wood Arm Cap, PAC=Plastic Arm Cap)***
LXX	***Tablet Arm Laminate Color***
XXX/PXX	***Wood Arm Cap Finish/Plastic Bottom Cap Finish***
XXPC/PXX	***Plastic Arm Cap Finish/Plastic Bottom Cap Finish***
HNG/HWG	***Ganging (HNG=No Gangers, HWG=Ganging)***
NGL/GNY	***Glides (NGL=No Glides, GNY=Nylon Glides)***
FAMILY NAME:	***SHIBBY***

Model Number	Description	Price
H43RTKD/XX/PAC/LXX/XXPC/PXX/HNG/GNY	Shibby RH Tablet Arm 78"W Lounge,Plastic Arm Cap,NoGang,W/Gld	$1,308.39
H43RTKD/XX/PAC/LXX/XXPC/PXX/HNG/NGL	Shibby RH Tablet Arm 78"W Lounge,Plastic Arm Cap,NoGang,NoGld	$1,308.39
H43RTKD/XX/PAC/LXX/XXPC/PXX/HWG/GNY	Shibby RH Tablet Arm 78"W Lounge,Plastic Arm Cap,W/Gang,W/Gld	$1,325.10
H43RTKD/XX/PAC/LXX/XXPC/PXX/HWG/NGL	Shibby RH Tablet Arm 78"W Lounge,Plastic Arm Cap,W/Gang,NoGld	$1,325.10
H43RTKD/XX/WAC/LXX/XXX/PXX/HNG/GNY	Shibby RH Tablet Arm 78"W Lounge,Wood Arm Cap,No Gang,W/Gld	$1,308.39
H43RTKD/XX/WAC/LXX/XXX/PXX/HNG/NGL	Shibby RH Tablet Arm 78"W Lounge,Wood Arm Cap,No Gang,NoGld	$1,308.39

H43RTKD/XX/WAC/LXX/XXX/PXX/HWG/GNY	Shibby RH Tablet Arm 78"W Lounge,Wood Arm Cap,W/Gang,W/Gld	$1,325.10
H43RTKD/XX/WAC/LXX/XXX/PXX/HWG/NGL	Shibby RH Tablet Arm 78"W Lounge,Wood Arm Cap,W/Gang,NoGld	$1,325.10

26x26 LAMINATED BACKLESS LOUNGE

H20BKD ***26x26 Laminated Backless Lounge***
XX ***Sled Base Finish***
NP/WPXX/QP ***Power (NP=Non-powered,WPXX=Black,White,Silver Power Mod,QP=Qi Power)***
LXX ***Primary Laminate (top)***
HNG/HWG ***Ganging (HNG=No Gangers, HWG=Ganging)***
NGL/GNY ***Glides (NGL=No Glides, GNY=Nylon Glides)***
FAMILY NAME: ***SHIBBY***

Model Number	Description	Price
H20BKD/XX/NP/LXX/HNG/GNY	Shibby Armless Laminate Backless Lounge,NP,No Gang,W/Gld	$718.22
H20BKD/XX/NP/LXX/HNG/NGL	Shibby Armless Laminate Backless Lounge,NP,No Gang,No Gld	$718.22
H20BKD/XX/NP/LXX/HWG/GNY	Shibby Armless Laminate Backless Lounge,NP,W/Gang,W/Gld	$734.93
H20BKD/XX/NP/LXX/HWG/NGL	Shibby Armless Laminate Backless Lounge,NP,W/Gang,No Gld	$734.93
H20BKD/XX/QP/LXX/HNG/GNY	Shibby Armless Laminate Backless Lounge,QI Pwr,No Gang,W/Gld	$868.55
H20BKD/XX/QP/LXX/HNG/NGL	Shibby Armless Laminate Backless Lounge,QI Pwr,No Gang,No Gld	$868.55
H20BKD/XX/QP/LXX/HWG/GNY	Shibby Armless Laminate Backless Lounge,QI Pwr,W/Gang,W/Gld	$885.25
H20BKD/XX/QP/LXX/HWG/NGL	Shibby Armless Laminate Backless Lounge,QI Pwr,W/Gang,No Gld	$885.25
H20BKD/XX/WPXX/LXX/HNG/GNY	Shibby Armless Laminate Backless Lounge,Pwr Mod,NoGang,W/Gld	$801.74
H20BKD/XX/WPXX/LXX/HNG/NGL	Shibby Armless Laminate Backless Lounge,Pwr Mod,NoGang,NoGld	$801.74
H20BKD/XX/WPXX/LXX/HWG/GNY	Shibby Armless Laminate Backless Lounge,Pwr Mod,W/Gang,W/Gld	$818.44
H20BKD/XX/WPXX/LXX/HWG/NGL	Shibby Armless Laminate Backless Lounge,Pwr Mod,W/Gang,NoGld	$818.44

26x26 OTTOMAN

H20KD ***26x26 Ottoman***
XX ***Sled Base Finish***
HNG/HWG ***Ganging (HNG=No Gangers, HWG=Ganging)***
NGL/GNY ***Glides (NGL=No Glides, GNY=Nylon Glides)***
NW/WN ***Handle (NH=No Handle, WH=With Handle)***
FAMILY NAME: ***SHIBBY***

Model Number	Description	Price
H20KD/XX/HNG/GNY/NH	Shibby Ottoman,No Gang,W/Gld,No Hndl	$378.60
H20KD/XX/HNG/GNY/WH	Shibby Ottoman,No Gang,W/Gld,W/Hndl	$400.87
H20KD/XX/HNG/NGL/NH	Shibby Ottoman,No Gang,No Gld,No Hndl	$378.60
H20KD/XX/HNG/NGL/WH	Shibby Ottoman,No Gang,No Gld,W/Hndl	$400.87
H20KD/XX/HWG/GNY/NH	Shibby Ottoman,W/Gang,W/Gld,No Hndl	$395.30
H20KD/XX/HWG/GNY/WH	Shibby Ottoman,W/Gang,W/Gld,W/Hndl	$417.57
H20KD/XX/HWG/NGL/NH	Shibby Ottoman,W/Gang,No Gld,No Hndl	$395.30
H20KD/XX/HWG/NGL/WH	Shibby Ottoman,W/Gang,No Gld,W/Hndl	$417.57

45 DEG INSIDE WEDGE

H45WIKD ***45 Deg Inside Wedge***
XX ***Sled Base Finish***
HNG/HWG ***Ganging (HNG=No Gangers, HWG=Ganging)***
NGL/GNY ***Glides (NGL=No Glides, GNY=Nylon Glides)***
NW/WN ***Handle (NH=No Handle, WH=With Handle)***
FAMILY NAME: ***SHIBBY***

Model Number	Description	Price
H45WIKD/XX/HNG/GNY/NH	Shibby 45 Deg Inside Wedge,No Gang,W/Gld,No Hndl	$400.87
H45WIKD/XX/HNG/GNY/WH	Shibby 45 Deg Inside Wedge,No Gang,W/Gld,W/Hndl	$423.14
H45WIKD/XX/HNG/NGL/NH	Shibby 45 Deg Inside Wedge,No Gang,No Gld,No Hndl	$400.87
H45WIKD/XX/HNG/NGL/WH	Shibby 45 Deg Inside Wedge,No Gang,No Gld,W/Hndl	$423.14
H45WIKD/XX/HWG/GNY/NH	Shibby 45 Deg Inside Wedge,W/Gang,W/Gld,No Hndl	$417.57
H45WIKD/XX/HWG/GNY/WH	Shibby 45 Deg Inside Wedge,W/Gang,W/Gld,W/Hndl	$439.84
H45WIKD/XX/HWG/NGL/NH	Shibby 45 Deg Inside Wedge,W/Gang,No Gld,No Hndl	$417.57

H45WIKD/XX/HWG/NGL/WH	Shibby 45 Deg Inside Wedge,W/Gang,No Gld,W/Hndl	$439.84

45 DEG OUTSIDE WEDGE

H45WOKD ***45 Deg Outside Wedge***
XX ***Sled Base Finish***
HNG/HWG ***Ganging (HNG=No Gangers, HWG=Ganging)***
NGL/GNY ***Glides (NGL=No Glides, GNY=Nylon Glides)***
NW/WN ***Handle (NH=No Handle, WH=With Handle)***
FAMILY NAME: ***SHIBBY***

Model Number	Description	Price
H45WOKD/XX/HNG/GNY/NH	Shibby 45 Deg Outside Wedge,No Gang,W/Gld,No Hndl	$400.87
H45WOKD/XX/HNG/GNY/WH	Shibby 45 Deg Outside Wedge,No Gang,W/Gld,W/Hndl	$423.14
H45WOKD/XX/HNG/NGL/NH	Shibby 45 Deg Outside Wedge,No Gang,No Gld,No Hndl	$400.87
H45WOKD/XX/HNG/NGL/WH	Shibby 45 Deg Outside Wedge,No Gang,No Gld,W/Hndl	$423.14
H45WOKD/XX/HWG/GNY/NH	Shibby 45 Deg Outside Wedge,W/Gang,W/Gld,No Hndl	$417.57
H45WOKD/XX/HWG/GNY/WH	Shibby 45 Deg Outside Wedge,W/Gang,W/Gld,W/Hndl	$439.84
H45WOKD/XX/HWG/NGL/NH	Shibby 45 Deg Outside Wedge,W/Gang,No Gld,No Hndl	$417.57
H45WOKD/XX/HWG/NGL/WH	Shibby 45 Deg Outside Wedge,W/Gang,No Gld,W/Hndl	$439.84

60 DEG INSIDE WEDGE

H60WIKD ***60 Deg Inside Wedge***
XX ***Sled Base Finish***
HNG/HWG ***Ganging (HNG=No Gangers, HWG=Ganging)***
NGL/GNY ***Glides (NGL=No Glides, GNY=Nylon Glides)***
NW/WN ***Handle (NH=No Handle, WH=With Handle)***
FAMILY NAME: ***SHIBBY***

Model Number	Description	Price
H60WIKD/XX/HNG/GNY/NH	Shibby 60 Deg Inside Wedge,No Gang,W/Gld,No Hndl	$417.57
H60WIKD/XX/HNG/GNY/WH	Shibby 60 Deg Inside Wedge,No Gang,W/Gld,W/Hndl	$439.84
H60WIKD/XX/HNG/NGL/NH	Shibby 60 Deg Inside Wedge,No Gang,No Gld,No Hndl	$417.57
H60WIKD/XX/HNG/NGL/WH	Shibby 60 Deg Inside Wedge,No Gang,No Gld,W/Hndl	$439.84
H60WIKD/XX/HWG/GNY/NH	Shibby 60 Deg Inside Wedge,W/Gang,W/Gld,No Hndl	$434.28
H60WIKD/XX/HWG/GNY/WH	Shibby 60 Deg Inside Wedge,W/Gang,W/Gld,W/Hndl	$456.55
H60WIKD/XX/HWG/NGL/NH	Shibby 60 Deg Inside Wedge,W/Gang,No Gld,No Hndl	$434.28
H60WIKD/XX/HWG/NGL/WH	Shibby 60 Deg Inside Wedge,W/Gang,No Gld,W/Hndl	$456.55

60 DEG OUTSIDE WEDGE

H60WOKD ***60 Deg Outside Wedge***
XX ***Sled Base Finish***
HNG/HWG ***Ganging (HNG=No Gangers, HWG=Ganging)***
NGL/GNY ***Glides (NGL=No Glides, GNY=Nylon Glides)***
NW/WN ***Handle (NH=No Handle, WH=With Handle)***
FAMILY NAME: ***SHIBBY***

Model Number	Description	Price
H60WOKD/XX/HNG/GNY/NH	Shibby 60 Deg Outside Wedge,No Gang,W/Gld,No Hndl	$417.57
H60WOKD/XX/HNG/GNY/WH	Shibby 60 Deg Outside Wedge,No Gang,W/Gld,W/Hndl	$439.84
H60WOKD/XX/HNG/NGL/NH	Shibby 60 Deg Outside Wedge,No Gang,No Gld,No Hndl	$417.57
H60WOKD/XX/HNG/NGL/WH	Shibby 60 Deg Outside Wedge,No Gang,No Gld,W/Hndl	$439.84
H60WOKD/XX/HWG/GNY/NH	Shibby 60 Deg Outside Wedge,W/Gang,W/Gld,No Hndl	$434.28
H60WOKD/XX/HWG/GNY/WH	Shibby 60 Deg Outside Wedge,W/Gang,W/Gld,W/Hndl	$456.55
H60WOKD/XX/HWG/NGL/NH	Shibby 60 Deg Outside Wedge,W/Gang,No Gld,No Hndl	$434.28
H60WOKD/XX/HWG/NGL/WH	Shibby 60 Deg Outside Wedge,W/Gang,No Gld,W/Hndl	$456.55

NEW YORK SHIBBY MODEL PRICE LIST

Date: 8/2/2022

13x26 TABLE

H13TKD	***13x26 Table***
XX	***Sled Base Finish***
NP/WPXX/QP	***Power (NP=Non-powered,WPXX=Black,White,Silver Power Mod,QP=Qi Power)***
LXX	***Primary Laminate (top)***
LXX2	***Secondary Laminate (side panels)***
HNG/HWG	***Ganging (HNG=No Gangers, HWG=Ganging)***
NGL/GNY	***Glides (NGL=No Glides, GNY=Nylon Glides)***
FAMILY NAME:	***SHBT***

Model Number	Description	Price
H13TKD/XX/NP/LXX/LXX2/HNG/GNY	Shibby 13x26 Table,NP,No Gang, W/Gld	$523.36
H13TKD/XX/NP/LXX/LXX2/HNG/NGL	Shibby 13x26 Table,NP,No Gang, No Gld	$523.36
H13TKD/XX/NP/LXX/LXX2/HWG/GNY	Shibby 13x26 Table,NP,W/Gang, W/Gld	$540.06
H13TKD/XX/NP/LXX/LXX2/HWG/NGL	Shibby 13x26 Table,NP,W/Gang, No Gld	$540.06
H13TKD/XX/QP/LXX/LXX2/HNG/GNY	Shibby 13x26 Table,QI Pwr,No Gang, W/Gld	$673.68
H13TKD/XX/QP/LXX/LXX2/HNG/NGL	Shibby 13x26 Table,QI Pwr,No Gang, No Gld	$673.68
H13TKD/XX/QP/LXX/LXX2/HWG/GNY	Shibby 13x26 Table,QI Pwr,W/Gang, W/Gld	$690.39
H13TKD/XX/QP/LXX/LXX2/HWG/NGL	Shibby 13x26 Table,QI Pwr,W/Gang, No Gld	$690.39
H13TKD/XX/WPXX/LXX/LXX2/HNG/GNY	Shibby 13x26 Table,Pwr Mod,No Gang, W/Gld	$606.87
H13TKD/XX/WPXX/LXX/LXX2/HNG/NGL	Shibby 13x26 Table,Pwr Mod,No Gang, No Gld	$606.87
H13TKD/XX/WPXX/LXX/LXX2/HWG/GNY	Shibby 13x26 Table,Pwr Mod,W/Gang, W/Gld	$623.57
H13TKD/XX/WPXX/LXX/LXX2/HWG/NGL	Shibby 13x26 Table,Pwr Mod,W/Gang, No Gld	$623.57

26x26 TABLE

H24TKD	***26x26 Table***
XX	***Sled Base Finish***
NP/WPXX/QP	***Power (NP=Non-powered,WPXX=Black,White,Silver Power Mod,QP=Qi Power)***
LXX	***Primary Laminate (top)***
LXX2	***Secondary Laminate (side panels)***
HNG/HWG	***Ganging (HNG=No Gangers, HWG=Ganging)***
NGL/GNY	***Glides (NGL=No Glides, GNY=Nylon Glides)***
FAMILY NAME:	***SHBT***

Model Number	Description	Price
H24TKD/XX/NP/LXX/LXX2/HNG/GNY	Shibby 26x26 Table,NP,No Gang, W/Gld	$534.49
H24TKD/XX/NP/LXX/LXX2/HNG/NGL	Shibby 26x26 Table,NP,No Gang, No Gld	$534.49
H24TKD/XX/NP/LXX/LXX2/HWG/GNY	Shibby 26x26 Table,NP,W/Gang, W/Gld	$551.20
H24TKD/XX/NP/LXX/LXX2/HWG/NGL	Shibby 26x26 Table,NP,W/Gang, No Gld	$551.20
H24TKD/XX/QP/LXX/LXX2/HNG/GNY	Shibby 26x26 Table,QI Pwr,No Gang, W/Gld	$684.82
H24TKD/XX/QP/LXX/LXX2/HNG/NGL	Shibby 26x26 Table,QI Pwr,No Gang, No Gld	$684.82
H24TKD/XX/QP/LXX/LXX2/HWG/GNY	Shibby 26x26 Table,QI Pwr,W/Gang, W/Gld	$701.53
H24TKD/XX/QP/LXX/LXX2/HWG/NGL	Shibby 26x26 Table,QI Pwr,W/Gang, No Gld	$701.53
H24TKD/XX/WPXX/LXX/LXX2/HNG/GNY	Shibby 26x26 Table,Pwr Mod,No Gang, W/Gld	$618.01
H24TKD/XX/WPXX/LXX/LXX2/HNG/NGL	Shibby 26x26 Table,Pwr Mod,No Gang, No Gld	$618.01
H24TKD/XX/WPXX/LXX/LXX2/HWG/GNY	Shibby 26x26 Table,Pwr Mod,W/Gang, W/Gld	$634.71
H24TKD/XX/WPXX/LXX/LXX2/HWG/NGL	Shibby 26x26 Table,Pwr Mod,W/Gang, No Gld	$634.71

20x20 DOCKING TABLE

H25DTKD	***20x20 Docking Table***
SDTB	***Standard Base***
XX	***Sled Base Finish***
NP/WPXX/QP	***Power (NP=Non-powered,WPXX=Black,White,Silver Power Mod,QP=Qi Power)***
LXX	***Primary Laminate (top)***
FAMILY NAME:	***SHBT***

Model Number	Description	Price
H25DTKD/SDTB/XX/NP/LXX	Shibby Docking Table, Stnd Base,NP	$545.63
H25DTKD/SDTB/XX/QP/LXX	Shibby Docking Table, Stnd Base,QI Pwr	$695.95

NEW YORK SHIBBY MODEL PRICE LIST

Date: 8/2/2022

H25DTKD/SDTB/XX/SP/LXX	Shibby Docking Table, Stnd Base,Sensio Pwr	$751.63
H25DTKD/SDTB/XX/WP/WPXX/LXX	Shibby Docking Table, Stnd Base,Pwr Mod	$629.14

NEW YORK SITKA MODEL PRICE LIST

Date: 8/2/2022

SITKA

LEG CHAIR - TABLET ARM - GLIDES

CI-GLG2AP, CI-GLTAP	***Sitka Four Leg Tablet Arm Chair***
LH or RH	***Left Hand or Right Hand Tablet Arm***
XX	***Frame Color***
PXX	***Seat & Back Color***
LXXX	***Laminate for Tablet Arm***
P or S or F	***Plastic Glides or Steel Glides or Felt Glides***
FAMILY NAMES:	***GLKD***

Model Number	Description	Price
CI-GLG2APLH/XX/PXX/LXXX/F	Sitka 4 Leg G2 Tablet ArmLft-Poly Back/Poly Seat Felt Glides	$239.76
CI-GLG2APLH/XX/PXX/LXXX/P	Sitka 4 Leg G2 Tablet ArmLft-Poly Back/Poly Seat Plastic Glides	$239.00
CI-GLG2APLH/XX/PXX/LXXX/S	Sitka 4 Leg G2 Tablet ArmLft-Poly Back/Poly Seat Steel Glides	$237.40
CI-GLG2APRH/XX/PXX/LXXX/F	Sitka 4 Leg G2 Tablet ArmRgt-Poly Back/Poly Seat Felt Glides	$239.76
CI-GLG2APRH/XX/PXX/LXXX/P	Sitka 4 Leg G2 Tablet ArmRgt-Poly Back/Poly Seat Plastic Glides	$239.00
CI-GLG2APRH/XX/PXX/LXXX/S	Sitka 4 Leg G2 Tablet ArmRgt-Poly Back/Poly Seat Steel Glides	$237.40
CI-GLG2AUBLH/XX/PXX/LXXX/F	Sitka 4 Leg G2 Tablet ArmLft-Uph Seat & Back Felt Glides	$264.76
CI-GLG2AUBLH/XX/PXX/LXXX/P	Sitka 4 Leg G2 Tablet ArmLft-Uph Seat & Back Plastic Glides	$264.00
CI-GLG2AUBLH/XX/PXX/LXXX/S	Sitka 4 Leg G2 Tablet ArmLft-Uph Seat & Back Steel Glides	$262.40
CI-GLG2AUBRH/XX/PXX/LXXX/F	Sitka 4 Leg G2 Tablet ArmRgt-Uph Seat & Back Felt Glides	$264.76
CI-GLG2AUBRH/XX/PXX/LXXX/P	Sitka 4 Leg G2 Tablet ArmRgt-Uph Seat & Back Plastic Glides	$264.00
CI-GLG2AUBRH/XX/PXX/LXXX/S	Sitka 4 Leg G2 Tablet ArmRgt-Uph Seat & Back Steel Glides	$262.40
CI-GLG2AULH/XX/PXX/LXXX/F	Sitka 4 Leg G2 Tablet ArmLft-Poly Back/Uph Seat Felt Glides	$252.66
CI-GLG2AULH/XX/PXX/LXXX/P	Sitka 4 Leg G2 Tablet ArmLft-Poly Back/Uph Seat Plastic Glides	$251.90
CI-GLG2AULH/XX/PXX/LXXX/S	Sitka 4 Leg G2 Tablet ArmLft-Poly Back/Uph Seat Steel Glides	$250.30
CI-GLG2AURH/XX/PXX/LXXX/F	Sitka 4 Leg G2 Tablet ArmRgt-Poly Back/Uph Seat Felt Glides	$252.66
CI-GLG2AURH/XX/PXX/LXXX/P	Sitka 4 Leg G2 Tablet ArmRgt-Poly Back/Uph Seat Plastic Glides	$251.90
CI-GLG2AURH/XX/PXX/LXXX/S	Sitka 4 Leg G2 Tablet ArmRgt-Poly Back/Uph Seat Steel Glides	$250.30
CI-GLOVTAPLH/XX/PXX/LXXX/F	Sitka 4 Leg Ovrszd Tablet ArmLft-Poly Back/Poly SeatFelt Glds	$241.62
CI-GLOVTAPLH/XX/PXX/LXXX/P	Sitka 4 Leg Ovrszd Tablet ArmLft-Poly Back/Poly SeatPlasticGlds	$240.86
CI-GLOVTAPLH/XX/PXX/LXXX/S	Sitka 4 Leg Ovrszd Tablet ArmLft-Poly Back/Poly Seat Steel Glds	$239.26
CI-GLOVTAPRH/XX/PXX/LXXX/F	Sitka 4 Leg Ovrszd Tablet ArmRgt-Poly Back/Poly Seat Felt Glds	$241.62
CI-GLOVTAPRH/XX/PXX/LXXX/P	Sitka 4 Leg Ovrszd Tablet ArmRgt-Poly Back/Poly Seat Plstc Glds	$240.86
CI-GLOVTAPRH/XX/PXX/LXXX/S	Sitka 4 Leg Ovrszd Tablet ArmRgt-Poly Back/Poly Seat SteelGlds	$239.26
CI-GLOVTAUBLH/XX/PXX/LXXX/F	Sitka 4 Leg Ovrszd Tablet ArmLft-Uph Back & Seat Felt Glides	$266.62
CI-GLOVTAUBLH/XX/PXX/LXXX/P	Sitka 4 Leg Ovrszd Tablet ArmLft-Uph Back & Seat Plastic Glides	$265.86
CI-GLOVTAUBLH/XX/PXX/LXXX/S	Sitka 4 Leg Ovrszd Tablet ArmLft-Uph Back & Seat Steel Glides	$264.26
CI-GLOVTAUBRH/XX/PXX/LXXX/F	Sitka 4 Leg Ovrszd Tablet ArmRgt-Uph Back & Seat Felt Glides	$266.62
CI-GLOVTAUBRH/XX/PXX/LXXX/P	Sitka 4 Leg Ovrszd Tablet ArmRgt-Uph Back & Seat Plstc Glides	$265.86
CI-GLOVTAUBRH/XX/PXX/LXXX/S	Sitka 4 Leg Ovrszd Tablet ArmRgt-Uph Back & Seat Steel Glides	$264.26
CI-GLOVTAULH/XX/PXX/LXXX/F	Sitka 4 Leg Ovrszd Tablet ArmLft-Poly Back/Uph SeatFelt Glds	$254.52
CI-GLOVTAULH/XX/PXX/LXXX/P	Sitka 4 Leg Ovrszd Tablet ArmLft-Poly Back/Uph SeatPlasticGlds	$253.76
CI-GLOVTAULH/XX/PXX/LXXX/S	Sitka 4 Leg Ovrszd Tablet ArmLft-Poly Back/Uph Seat Steel Glds	$252.16
CI-GLOVTAURH/XX/PXX/LXXX/F	Sitka 4 Leg Ovrszd Tablet ArmRgt-Poly Back/Uph Seat Felt Glds	$254.52
CI-GLOVTAURH/XX/PXX/LXXX/P	Sitka 4 Leg Ovrszd Tablet ArmRgt-Poly Back/Uph Seat Plstc Glds	$253.76
CI-GLOVTAURH/XX/PXX/LXXX/S	Sitka 4 Leg Ovrszd Tablet ArmRgt-Poly Back/Uph Seat SteelGlds	$252.16
CI-GLTAPLH/XX/PXX/LXXX/F	Sitka 4 Leg Flip Up Tablet ArmLFT-Poly Back/Poly SeatFelt Glds	$212.05
CI-GLTAPLH/XX/PXX/LXXX/P	Sitka 4 Leg Flip Up Tablet ArmLFT-Poly Back/Poly SeatPlasticGlds	$211.29
CI-GLTAPLH/XX/PXX/LXXX/S	Sitka 4 Leg Flip Up Tablet ArmLFT-Poly Back/Poly Seat Steel Glds	$209.69
CI-GLTAPRH/XX/PXX/LXXX/F	Sitka 4 Leg Flip Up Tablet ArmRGT-Poly Back/Poly Seat Felt Glds	$212.05
CI-GLTAPRH/XX/PXX/LXXX/P	Sitka 4 Leg Flip Up Tablet ArmRGT-Poly Back/Poly Seat PlstcGlds	$211.29
CI-GLTAPRH/XX/PXX/LXXX/S	Sitka 4 Leg Flip Up Tablet ArmRGT-Poly Back/Poly Seat SteelGlds	$209.69
CI-GLTAUBLH/XX/PXX/LXXX/F	Sitka 4 Leg Flip Up Tablet ArmLFT-Uph Back/Uph Seat Felt Glds	$237.05
CI-GLTAUBLH/XX/PXX/LXXX/P	Sitka 4 Leg Flip Up Tablet ArmLFT-Uph Back/Uph Seat PlasticGlds	$236.29
CI-GLTAUBLH/XX/PXX/LXXX/S	Sitka 4 Leg Flip Up Tablet ArmLFT-Uph Back/Uph Seat SteelGlds	$234.69
CI-GLTAUBRH/XX/PXX/LXXX/F	Sitka 4 Leg Flip Up Tablet ArmRGT-Uph Back/Uph Seat Felt Glds	$237.05

CI-GLTAUBRH/XX/PXX/LXXX/P	Sitka 4 Leg Flip Up Tablet ArmRGT-Uph Back/Uph Seat PlstcGlds	$236.29
CI-GLTAUBRH/XX/PXX/LXXX/S	Sitka 4 Leg Flip Up Tablet ArmRGT-Uph Back/Uph Seat Steel Glds	$234.69
CI-GLTAULH/XX/PXX/LXXX/F	Sitka 4 Leg Flip Up Tablet ArmLFT-Poly Back/Uph Seat Felt Glds	$224.95
CI-GLTAULH/XX/PXX/LXXX/P	Sitka 4 Leg Flip Up Tablet ArmLFT-Poly Back/Uph SeatPlasticGlds	$224.19
CI-GLTAULH/XX/PXX/LXXX/S	Sitka 4 Leg Flip Up Tablet ArmLFT-Poly Back/Uph Seat SteelGlds	$222.59
CI-GLTAURH/XX/PXX/LXXX/F	Sitka 4 Leg Flip Up Tablet ArmRGT-Poly Back/Uph Seat Felt Glds	$224.95
CI-GLTAURH/XX/PXX/LXXX/P	Sitka 4 Leg Flip Up Tablet ArmRGT-Poly Back/Uph Seat PlstcGlds	$224.19
CI-GLTAURH/XX/PXX/LXXX/S	Sitka 4 Leg Flip Up Tablet ArmRGT-Poly Back/Uph Seat Steel Glds	$222.59

LEG CHAIR - TABLET ARM - CASTERS

CI-GLG2APC, CI-GLTAPC	***Sitka Four Leg Tablet Arm Chair***
LH or RH	***Left Hand or Right Hand Tablet Arm***
XX	***Frame Color***
PXX	***Seat & Back Color***
LXXX	***Laminate for Tablet Arm***
C or S	***Carpet Casters or Hard Floor Casters***
FAMILY NAMES:	***GLKD***

Model Number	Description	Price
CI-GLG2APCLH/XX/PXX/LXXX/C	Sitka 4 Leg G2 Tablet ArmLft-Poly Back/Poly Seat Carpet Casters	$246.07
CI-GLG2APCLH/XX/PXX/LXXX/S	Sitka 4 Leg G2 Tablet ArmLft-Poly Back/Poly Seat HardFloorCstrs	$250.07
CI-GLG2APCRH/XX/PXX/LXXX/C	Sitka 4 Leg G2 Tablet ArmRgt-Poly Back/Poly Seat Carpet Casters	$246.07
CI-GLG2APCRH/XX/PXX/LXXX/S	Sitka 4 Leg G2 Tablet ArmRgt-Poly Back/Poly Seat HardFlrCasters	$250.07
CI-GLG2AUBCLH/XX/PXX/LXXX/C	Sitka 4 Leg G2 Tablet ArmLft-Uph Seat & Back Carpet Casters	$271.07
CI-GLG2AUBCLH/XX/PXX/LXXX/S	Sitka 4 Leg G2 Tablet ArmLft-Uph Seat & Back Hard Floor Casters	$275.07
CI-GLG2AUBCRH/XX/PXX/LXXX/C	Sitka 4 Leg G2 Tablet ArmRgt-Uph Seat & Back Carpet Casters	$271.07
CI-GLG2AUBCRH/XX/PXX/LXXX/S	Sitka 4 Leg G2 Tablet ArmRgt-Uph Seat & Back Hard Floor Casters	$275.07
CI-GLG2AUCLH/XX/PXX/LXXX/C	Sitka 4 Leg G2 Tablet ArmLft-Poly Back/Uph Seat Carpet Casters	$258.97
CI-GLG2AUCLH/XX/PXX/LXXX/S	Sitka 4 Leg G2 Tablet ArmLft-Poly Back/Uph Seat HardFloorCstrs	$262.97
CI-GLG2AUCRH/XX/PXX/LXXX/C	Sitka 4 Leg G2 Tablet ArmRgt-Poly Back/Uph Seat Carpet Casters	$258.97
CI-GLG2AUCRH/XX/PXX/LXXX/S	Sitka 4 Leg G2 Tablet ArmRgt-Poly Back/Uph Seat HardFlrCasters	$262.97
CI-GLOVTAPCLH/XX/PXX/LXXX/C	Sitka 4 Leg Ovrszd Tablet ArmLft-Poly Back/Poly SeatCarpetCstrs	$247.38
CI-GLOVTAPCLH/XX/PXX/LXXX/S	Sitka 4 Leg Ovrszd Tablet ArmLft-Poly Back/Poly SeatHrdFlrCstrs	$251.38
CI-GLOVTAPCRH/XX/PXX/LXXX/C	Sitka 4 Leg Ovrszd Tablet ArmRgt-Poly Back/Poly Seat Crpt Cstrs	$247.38
CI-GLOVTAPCRH/XX/PXX/LXXX/S	Sitka 4 Leg Ovrszd Tablet ArmRgt-Poly Back/Poly SeatHrdFlrCstrs	$251.38
CI-GLOVTAUBCLH/XX/PXX/LXXX/C	Sitka 4 Leg Ovrszd Tablet ArmLft-Uph Back & Seat Carpet Cstrs	$272.38
CI-GLOVTAUBCLH/XX/PXX/LXXX/S	Sitka 4 Leg Ovrszd Tablet ArmLft-Uph Back & Seat Hrd Flr Cstrs	$276.38
CI-GLOVTAUBCRH/XX/PXX/LXXX/C	Sitka 4 Leg Ovrszd Tablet ArmRgt-Uph Back & Seat Carpet Cstrs	$272.38
CI-GLOVTAUBCRH/XX/PXX/LXXX/S	Sitka 4 Leg Ovrszd Tablet ArmRgt-Uph Back & Seat Hrd Flr Cstrs	$276.38
CI-GLOVTAUCLH/XX/PXX/LXXX/C	Sitka 4 Leg Ovrszd Tablet ArmLft-Poly Back/Uph SeatCarpetCstrs	$260.28
CI-GLOVTAUCLH/XX/PXX/LXXX/S	Sitka 4 Leg Ovrszd Tablet ArmLft-Poly Back/Uph SeatHrdFlrCstrs	$264.28
CI-GLOVTAUCRH/XX/PXX/LXXX/C	Sitka 4 Leg Ovrszd Tablet ArmRgt-Poly Back/Uph Seat Crpt Cstrs	$260.28
CI-GLOVTAUCRH/XX/PXX/LXXX/S	Sitka 4 Leg Ovrszd Tablet ArmRgt-Poly Back/Uph SeatHrdFlrCstrs	$264.28
CI-GLTAPCLH/XX/PXX/LXXX/C	Sitka 4 Leg Flip Up Tablet ArmLFT-Poly Back/Poly SeatCarpetCstrs	$218.36
CI-GLTAPCLH/XX/PXX/LXXX/S	Sitka 4 Leg Flip Up Tablet ArmLFT-Poly Back/Poly SeatHrdFlrCstrs	$222.36
CI-GLTAPCRH/XX/PXX/LXXX/C	Sitka 4 Leg Flip Up Tablet ArmRGT-Poly Back/Poly Seat CrptCstrs	$218.36
CI-GLTAPCRH/XX/PXX/LXXX/S	Sitka 4 Leg Flip Up Tablet ArmRGT-Poly Back/Poly SeatHrdFlrCstrs	$222.36
CI-GLTAUBCLH/XX/PXX/LXXX/C	Sitka 4 Leg Flip Up Tablet ArmLFT-Uph Back/Uph SeatCarpetCstrs	$243.36
CI-GLTAUBCLH/XX/PXX/LXXX/S	Sitka 4 Leg Flip Up Tablet ArmLFT-Uph Back/Uph Seat HrdFlrCstrs	$247.36
CI-GLTAUBCRH/XX/PXX/LXXX/C	Sitka 4 Leg Flip Up Tablet ArmRGT-Uph Back/Uph Seat CrptCstrs	$243.36
CI-GLTAUBCRH/XX/PXX/LXXX/S	Sitka 4 Leg Flip Up Tablet ArmRGT-Uph Back/Uph SeatHrdFlrCstrs	$247.36
CI-GLTAUCLH/XX/PXX/LXXX/C	Sitka 4 Leg Flip Up Tablet ArmLFT-Poly Back/Uph SeatCarpetCstrs	$231.26
CI-GLTAUCLH/XX/PXX/LXXX/S	Sitka 4 Leg Flip Up Tablet ArmLFT-Poly Back/Uph SeatHrdFlrCstrs	$235.26
CI-GLTAUCRH/XX/PXX/LXXX/C	Sitka 4 Leg Flip Up Tablet ArmRGT-Poly Back/Uph Seat CrptCstrs	$231.26
CI-GLTAUCRH/XX/PXX/LXXX/S	Sitka 4 Leg Flip Up Tablet ArmRGT-Poly Back/Uph SeatHrdFlrCstrs	$235.26

NEW YORK SITKA MODEL PRICE LIST

Date: 8/2/2022

PEDESTAL TASK CHAIR

CI-GPDCAP ***Sitka Task Arm Chair***
CI-GPDNAP ***Sitka Task No Arm Chair***
XX ***Base Color - Black(BL), Warm Grey(WG) - ONLY COLORS AVAILABLE***
PA ***Polished Aluminum Base***
PXX ***Seat & Back Color***
C or S ***Carpet Casters or Hard Floor Casters***
FAMILY NAME: ***GPDKD***

Model Number	Description	Price
CI-GPDCAP/PA/PXX/C	Sitka PolishedAlum Base W/Arm Task Poly Back&Seat Crpt Cstrs	$192.92
CI-GPDCAP/PA/PXX/S	Sitka PolishedAlum Base W/Arm Task Poly Back&Seat HrdFlrCstrs	$197.92
CI-GPDCAP/XX/PXX/C	Sitka BL or WG Base W/Arm Task Poly Back&Seat Crpt Cstrs	$175.36
CI-GPDCAP/XX/PXX/S	Sitka BL or WG Base W/ArmTask PolyBack&Seat HardFlrCstrs	$180.36
CI-GPDCAU/PA/PXX/C	Sitka PolishedAlumBase W/ArmTask PlyBack/UphSeat CrptCstrs	$205.82
CI-GPDCAU/PA/PXX/S	Sitka PolishedAlumBase W/ArmTask PlyBack/UphSeatHrdFlrCstrs	$210.82
CI-GPDCAU/XX/PXX/C	Sitka BL or WG Base W/ArmTask PolyBack/UphSeat CrptCstrs	$188.26
CI-GPDCAU/XX/PXX/S	Sitka BL or WG Base W/ArmTask PolyBack/UphSeatHrdFlrCstrs	$193.26
CI-GPDCAUB/PA/PXX/C	Sitka PolishedAlum Base W/Arm Task Uph Back&Seat Crpt Cstrs	$216.98
CI-GPDCAUB/PA/PXX/S	Sitka PolishedAlum Base W/Arm Task Uph Back&Seat HrdFlrCstrs	$221.98
CI-GPDCAUB/XX/PXX/C	Sitka BL or WG Base W/Arm Task Uph Back&Seat Crpt Cstrs	$199.42
CI-GPDCAUB/XX/PXX/S	Sitka BL or WG Base W/ArmTask Uph Back&Seat HardFlrCstrs	$204.42
CI-GPDNAP/PA/PXX/C	Sitka PolishedAlum Base NoArm Task Poly Back&Seat Crpt Cstrs	$161.71
CI-GPDNAP/PA/PXX/S	Sitka PolishedAlum Base NoArm Task Poly Back&Seat HrdFlrCstrs	$166.71
CI-GPDNAP/XX/PXX/C	Sitka BL or WG Base NoArm Task Poly Back&Seat Crpt Cstrs	$144.15
CI-GPDNAP/XX/PXX/S	Sitka BL or WG ase NoArm Task Poly Back&Seat HardFlrCstrs	$149.15
CI-GPDNAU/PA/PXX/C	Sitka PolishedAlumBase NoArmTask PlyBack/UphSeat CrptCstrs	$174.61
CI-GPDNAU/PA/PXX/S	Sitka PolishedAlumBase NoArmTask PlyBack/UphSeatHrdFlrCstrs	$179.61
CI-GPDNAU/XX/PXX/C	Sitka BL or WG Base NoArmTask PolyBack/UphSeat CrptCstrs	$157.05
CI-GPDNAU/XX/PXX/S	Sitka BL or WG Base NoArmTask PolyBack/UphSeatHrdFlrCstrs	$162.05
CI-GPDNAUB/PA/PXX/C	Sitka PolishedAlum Base NoArm Task Uph Back&Seat Crpt Cstrs	$186.71
CI-GPDNAUB/PA/PXX/S	Sitka PolishedAlum Base NoArm Task Uph Back&Seat HrdFlrCstrs	$191.71
CI-GPDNAUB/XX/PXX/C	Sitka BL or WG Base NoArm Task Uph Back&Seat Crpt Cstrs	$169.15
CI-GPDNAUB/XX/PXX/S	Sitka BL or WG Base NoArm Task Uph Back&Seat HardFlrCstrs	$174.15

PEDESTAL STOOL

CI-GPSCAP ***Sitka Stool Arm Chair***
CI-GPSNAP ***Sitka Stool No Arm Chair***
BL ***Base Color - Black(BL) - ONLY COLOR CHOICE***
PA ***Polished Aluminum Base***
PXX ***Seat & Back Color***
C or S ***Carpet Casters or Hard Floor Casters***
FAMILY NAMES: ***GPSKD***

Model Number	Description	Price
CI-GPSCAP/BL/PXX/C	Sitka Black Base w/Arm Stool Poly Back & Seat CarpetCasters	$214.98
CI-GPSCAP/BL/PXX/S	Sitka Black Base w/Arm Stool Poly Back & Seat Hard Floor Cstrs	$219.98
CI-GPSCAP/PA/PXX/C	Sitka Polished AlumBase w/ArmStool Poly Back&Seat Crpt Cstrs	$233.21
CI-GPSCAP/PA/PXX/S	Sitka Polished AlumBase w/ArmStool Poly Back&Seat HrdFlrCstrs	$238.21
CI-GPSCAU/BL/PXX/C	Sitka Black Base w/Arm Stool Poly Back/Uph Seat CarpetCstrs	$227.88
CI-GPSCAU/BL/PXX/S	Sitka Black Base w/Arm Stool Poly Back/Uph Seat Hard Flr Cstrs	$232.88
CI-GPSCAU/PA/PXX/C	Sitka Polished AlumBase w/ArmStool PlyBack/UphSeat CrptCstrs	$246.11
CI-GPSCAU/PA/PXX/S	Sitka PolishedAlumBase w/ArmStool PlyBack/UphSeat HrdFlrCstrs	$251.11
CI-GPSCAUB/BL/PXX/C	Sitka Black Base w/Arm Stool Uph Back & Seat Carpet Casters	$239.04
CI-GPSCAUB/BL/PXX/S	Sitka Black Base w/Arm Stool Uph Back & Seat Hard Floor Casters	$244.04
CI-GPSCAUB/PA/PXX/C	Sitka Polished AlumBase w/ArmStool Uph Back&Seat CrptCstrs	$257.27
CI-GPSCAUB/PA/PXX/S	Sitka Polished AlumBase w/ArmStool Uph Back&Seat HrdFlrCstrs	$262.27
CI-GPSNAP/BL/PXX/C	Sitka Black Base No Arm Stool Poly Back & Seat Carpet Casters	$183.77

CI-GPSNAP/BL/PXX/S	Sitka Black Base No Arm Stool Poly Back & Seat Hard FloorCasters	$188.77
CI-GPSNAP/PA/PXX/C	Sitka Polished AlumBase NoArm Stool Ply Back & Seat Crpt Cstrs	$202.00
CI-GPSNAP/PA/PXX/S	Sitka Polished AlumBase NoArm Stool Ply Back&Seat HrdFlrCstrs	$207.00
CI-GPSNAU/BL/PXX/C	Sitka Black Base No Arm Stool Poly Back/Uph Seat CarpetCstrs	$196.67
CI-GPSNAU/BL/PXX/S	Sitka Black Base No Arm Stool Poly Back/Uph Seat Hard Flr Cstrs	$201.67
CI-GPSNAU/PA/PXX/C	Sitka Polished AlumBase NoArmStool PlyBack/UphSeat Crpt Cstrs	$214.90
CI-GPSNAU/PA/PXX/S	Sitka PolishedAlumBase NoArmStool PlyBck/UphSeat HrdFlrCstrs	$219.90
CI-GPSNAUB/BL/PXX/C	Sitka Black Base No Arm Stool Uph Back & Seat Carpet Casters	$208.77
CI-GPSNAUB/BL/PXX/S	Sitka Black Base No Arm Stool Uph Back & Seat Hard FloorCasters	$213.77
CI-GPSNAUB/PA/PXX/C	Sitka Polished AlumBase NoArmStool Uph Back & Seat Crpt Cstrs	$227.00
CI-GPSNAUB/PA/PXX/S	Sitka Polished AlumBase NoArmStool Uph Back & Seat HrdFlrCstrs	$232.00

LEG CHAIR-GLIDES

CI-GLCAP ***Sitka Four Leg Arm Chair***
CI-GLNAP ***Sitka Four Leg No Arm Chair***
XX ***Frame Color***
PXX ***Seat & Back Color***
P or S or F ***Plastic Glides or Steel Glides or Felt Glides***
FAMILY NAMES: ***GLKD***

Model Number	Description	Price
CI-GLCAP/XX/PXX/F	Sitka 4 Leg Chair - Poly Back/Poly Seat With Arms Felt Glides	$170.36
CI-GLCAP/XX/PXX/P	Sitka 4 Leg Chair - Poly Back/Poly Seat With Arms Plastic Glides	$169.60
CI-GLCAP/XX/PXX/S	Sitka 4 Leg Chair - Poly Back/Poly Seat With Arms Steel Glides	$168.00
CI-GLCAU/XX/PXX/F	Sitka 4 Leg Chair - Poly Back/Uph Seat With Arms Felt Glides	$183.26
CI-GLCAU/XX/PXX/P	Sitka 4 Leg Chair - Poly Back/Uph Seat With Arms Plastic Glides	$182.50
CI-GLCAU/XX/PXX/S	Sitka 4 Leg Chair - Poly Back/Uph Seat With Arms Steel Glides	$180.90
CI-GLCAUB/XX/PXX/F	Sitka 4 Leg Chair - Uph Back/Uph Seat With Arms Felt Glides	$195.36
CI-GLCAUB/XX/PXX/P	Sitka 4 Leg Chair - Uph Back/Uph Seat With Arms Plastic Glides	$194.60
CI-GLCAUB/XX/PXX/S	Sitka 4 Leg Chair - Uph Back/Uph Seat With Arms Steel Glides	$193.00
CI-GLNAP/XX/PXX/F	Sitka 4 Leg Chair - Poly Back/Poly Seat No Arms Felt Glides	$129.00
CI-GLNAP/XX/PXX/P	Sitka 4 Leg Chair - Poly Back/Poly Seat No Arms Plastic Glides	$128.24
CI-GLNAP/XX/PXX/S	Sitka 4 Leg Chair - Poly Back/Poly Seat No Arms Steel Glides	$126.64
CI-GLNAU/XX/PXX/F	Sitka 4 Leg Chair - Poly Back/Uph Seat No Arms Felt Glides	$141.90
CI-GLNAU/XX/PXX/P	Sitka 4 Leg Chair - Poly Back/Uph Seat No Arms Plastic Glides	$141.14
CI-GLNAU/XX/PXX/S	Sitka 4 Leg Chair - Poly Back/Uph Seat No Arms Steel Glides	$139.54
CI-GLNAUB/XX/PXX/F	Sitka 4 Leg Chair - Uph Back/Uph Seat No Arms Felt Glides	$154.00
CI-GLNAUB/XX/PXX/P	Sitka 4 Leg Chair - Uph Back/Uph Seat No Arms Plastic Glides	$153.24
CI-GLNAUB/XX/PXX/S	Sitka 4 Leg Chair - Uph Back/Uph Seat No Arms Steel Glides	$151.64

LEG CHAIR-CASTERS

CI-GLCAPC ***Sitka Four Leg Arm Chair***
CI-GLNAPC ***Sitka Four Leg No Arm Chair***
XX ***Frame Color***
PXX ***Seat & Back Color***
C or S ***Carpet Casters or Hard Floor Casters***
FAMILY NAMES: ***GLKD***

Model Number	Description	Price
CI-GLCAPC/XX/PXX/C	Sitka 4 Leg Chair - Poly Back/Poly Seat With Arms Carpet Casters	$169.44
CI-GLCAPC/XX/PXX/S	Sitka 4 Leg Chair - Poly Back/Poly Seat With Arms HardFloor Cstrs	$173.44
CI-GLCAUBC/XX/PXX/C	Sitka 4 Leg Chair - Uph Back/Uph Seat With Arms Carpet Casters	$194.44
CI-GLCAUBC/XX/PXX/S	Sitka 4 Leg Chair - Uph Back/Uph Seat With Arms HardFloor Cstrs	$198.44
CI-GLCAUC/XX/PXX/C	Sitka 4 Leg Chair - Poly Back/Uph Seat With Arms Carpet Casters	$182.34
CI-GLCAUC/XX/PXX/S	Sitka 4 Leg Chair - Poly Back/Uph Seat With Arms HardFloor Cstrs	$186.34
CI-GLNAPC/XX/PXX/C	Sitka 4 Leg Chair - Poly Back/Poly Seat No Arms Carpet Casters	$134.76
CI-GLNAPC/XX/PXX/S	Sitka 4 Leg Chair - Poly Back/Poly Seat No Arms HardFloor Casters	$138.76
CI-GLNAUBC/XX/PXX/C	Sitka 4 Leg Chair - Uph Back/Uph Seat No Arms Carpet Casters	$159.76
CI-GLNAUBC/XX/PXX/S	Sitka 4 Leg Chair - Uph Back/Uph Seat No Arms HardFloor Casters	$163.76

CI-GLNAUC/XX/PXX/C	Sitka 4 Leg Chair - Poly Back/Uph Seat No Arms Carpet Casters	$147.66
CI-GLNAUC/XX/PXX/S	Sitka 4 Leg Chair - Poly Back/Uph Seat No Arms HardFloor Casters	$151.66

CAFÉ STOOL

CI-GLSCAP	***Sitka Café Stool Arm Chair***
CI-GLSNAP	***Sitka Café Stool No Arm Chair***
30 or 24	***Stool Height***
XX	***Base Color***
PXX	***Seat & Back Color***
P or S or F	***Plastic Glides or Steel Glides or Felt Glides***
FAMILY NAMES:	***GLSKD***

Model Number	Description	Price
CI-GLSCAP/24/XX/PXX/F	Café Stool 24" With Arm Poly Seat & Back Felt Glides	$238.28
CI-GLSCAP/24/XX/PXX/P	Café Stool 24" With Arm Poly Seat & Back Plastic Glides	$237.52
CI-GLSCAP/24/XX/PXX/S	Café Stool 24" With Arm Poly Seat & Back Steel Glides	$235.92
CI-GLSCAP/30/XX/PXX/F	Café Stool 30" With Arm Poly Seat & Back Felt Glides	$238.28
CI-GLSCAP/30/XX/PXX/P	Café Stool 30" With Arm Poly Seat & Back Plastic Glides	$237.52
CI-GLSCAP/30/XX/PXX/S	Café Stool 30" With Arm Poly Seat & Back Steel Glides	$235.92
CI-GLSCAU/24/XX/PXX/F	Café Stool 24" With Arm Uph Seat & Poly Back Felt Glides	$251.18
CI-GLSCAU/24/XX/PXX/P	Café Stool 24" With Arm Uph Seat & Poly Back Plastic Glides	$250.42
CI-GLSCAU/24/XX/PXX/S	Café Stool 24" With Arm Uph Seat & Poly Back Steel Glides	$248.82
CI-GLSCAU/30/XX/PXX/F	Café Stool 30" With Arm Uph Seat & Poly Back Felt Glides	$251.18
CI-GLSCAU/30/XX/PXX/P	Café Stool 30" With Arm Uph Seat & Poly Back Plastic Glides	$250.42
CI-GLSCAU/30/XX/PXX/S	Café Stool 30" With Arm Uph Seat & Poly Back Steel Glides	$248.82
CI-GLSCAUB/24/XX/PXX/F	Café Stool 24" With Arm Uph Seat & Back Felt Glides	$263.28
CI-GLSCAUB/24/XX/PXX/P	Café Stool 24" With Arm Uph Seat & Back Plastic Glides	$262.52
CI-GLSCAUB/24/XX/PXX/S	Café Stool 24" With Arm Uph Seat & Back Steel Glides	$260.92
CI-GLSCAUB/30/XX/PXX/F	Café Stool 30" With Arm Uph Seat & Back Felt Glides	$263.28
CI-GLSCAUB/30/XX/PXX/P	Café Stool 30" With Arm Uph Seat & Back Plastic Glides	$262.52
CI-GLSCAUB/30/XX/PXX/S	Café Stool 30" With Arm Uph Seat & Back Steel Glides	$260.92
CI-GLSNAP/24/XX/PXX/F	Café Stool 24" No Arm Poly Seat & Back Felt Glides	$186.90
CI-GLSNAP/24/XX/PXX/P	Café Stool 24" No Arm Poly Seat & Back Plastic Glides	$186.14
CI-GLSNAP/24/XX/PXX/S	Café Stool 24" No Arm Poly Seat & Back Steel Glides	$184.54
CI-GLSNAP/30/XX/PXX/F	Café Stool 30" No Arm Poly Seat & Back Felt Glides	$186.90
CI-GLSNAP/30/XX/PXX/P	Café Stool 30" No Arm Poly Seat & Back Plastic Glides	$186.14
CI-GLSNAP/30/XX/PXX/S	Café Stool 30" No Arm Poly Seat & Back Steel Glides	$184.54
CI-GLSNAU/24/XX/PXX/F	Café Stool 24" No Arm Uph Seat & Poly Back Felt Glides	$199.80
CI-GLSNAU/24/XX/PXX/P	Café Stool 24" No Arm Uph Seat & Poly Back Plastic Glides	$199.04
CI-GLSNAU/24/XX/PXX/S	Café Stool 24" No Arm Uph Seat & Poly Back Steel Glides	$197.44
CI-GLSNAU/30/XX/PXX/F	Café Stool 30" No Arm Uph Seat & Poly Back Felt Glides	$199.80
CI-GLSNAU/30/XX/PXX/P	Café Stool 30" No Arm Uph Seat & Poly Back Plastic Glides	$199.04
CI-GLSNAU/30/XX/PXX/S	Café Stool 30" No Arm Uph Seat & Poly Back Steel Glides	$197.44
CI-GLSNAUB/24/XX/PXX/F	Café Stool 24" No Arm Uph Seat & Back Felt Glides	$211.90
CI-GLSNAUB/24/XX/PXX/P	Café Stool 24" No Arm Uph Seat & Back Plastic Glides	$211.14
CI-GLSNAUB/24/XX/PXX/S	Café Stool 24" No Arm Uph Seat & Back Steel Glides	$209.54
CI-GLSNAUB/30/XX/PXX/F	Café Stool 30" No Arm Uph Seat & Back Felt Glides	$211.90
CI-GLSNAUB/30/XX/PXX/P	Café Stool 30" No Arm Uph Seat & Back Plastic Glides	$211.14
CI-GLSNAUB/30/XX/PXX/S	Café Stool 30" No Arm Uph Seat & Back Steel Glides	$209.54

NEW YORK SITKA MODEL PRICE LIST

Date: 8/2/2022

SLED CHAIR

CI-GSCAP ***Sitka Sled Arm Chair***
CI-GSNAP ***Sitka Sled No Arm Chair***
XX ***Frame Color***
PXX ***Seat & Back Color***
NGL, GBL, GNM ***No Glides, Black Plastic Glides, Non-Marring Glides***
GNS, GSS, GFT ***Non-Skid Glides, Stainless Steel Glides, Felt Glides***
FAMILY NAMES: ***GSKD***

Model Number	Description	Price
CI-GSCAP/XX/PXX/GBL	Sitka Sled Chair With Arm Poly Seat/Back Black Plastic Glides	$175.90
CI-GSCAP/XX/PXX/GFT	Sitka Sled Chair With Arm Poly Seat/Back Felt Glides	$179.30
CI-GSCAP/XX/PXX/GNM	Sitka Sled Chair With Arm Poly Seat/Back Non-Marring Glides	$175.90
CI-GSCAP/XX/PXX/GNS	Sitka Sled Chair With Arm Poly Seat/Back Non-Skid Glides	$176.30
CI-GSCAP/XX/PXX/GSS	Sitka Sled Chair With Arm Poly Seat/Back Stainless Steel Glides	$176.90
CI-GSCAP/XX/PXX/NGL	Sitka Sled Chair With Arm Poly Seat/Back No Glides	$171.70
CI-GSCAU/XX/PXX/GBL	Sitka Sled Chair With Arm Poly Back/Uph Seat Black Plastic Glides	$188.52
CI-GSCAU/XX/PXX/GFT	Sitka Sled Chair With Arm Poly Back/Uph Seat Felt Glides	$191.92
CI-GSCAU/XX/PXX/GNM	Sitka Sled Chair With Arm Poly Back/Uph Seat Non-Marring Glides	$188.52
CI-GSCAU/XX/PXX/GNS	Sitka Sled Chair With Arm Poly Back/Uph Seat Non-Skid Glides	$188.92
CI-GSCAU/XX/PXX/GSS	Sitka Sled Chair With Arm Poly Back/Uph Seat Stainless Steel Glds	$189.52
CI-GSCAU/XX/PXX/NGL	Sitka Sled Chair With Arm Poly Back/Uph Seat No Glides	$184.32
CI-GSCAUB/XX/PXX/GBL	Sitka Sled Chair With Arm Uph Back & Seat Black Plastic Glides	$200.90
CI-GSCAUB/XX/PXX/GFT	Sitka Sled Chair With Arm Uph Back & Seat Felt Glides	$204.30
CI-GSCAUB/XX/PXX/GNM	Sitka Sled Chair With Arm Uph Back & Seat Non-Marring Glides	$200.90
CI-GSCAUB/XX/PXX/GNS	Sitka Sled Chair With Arm Uph Back & Seat Non-Skid Glides	$201.30
CI-GSCAUB/XX/PXX/GSS	Sitka Sled Chair With Arm Uph Back & Seat Stainless Steel Glides	$201.90
CI-GSCAUB/XX/PXX/NGL	Sitka Sled Chair With Arm Uph Back & Seat No Glides	$196.70
CI-GSNAP/XX/PXX/GBL	Sitka Sled Chair No Arm Poly Seat/Back Black Plastic Glides	$129.47
CI-GSNAP/XX/PXX/GFT	Sitka Sled Chair No Arm Poly Seat/Back Felt Glides	$132.87
CI-GSNAP/XX/PXX/GNM	Sitka Sled Chair No Arm Poly Seat/Back Non-Marring Glides	$129.47
CI-GSNAP/XX/PXX/GNS	Sitka Sled Chair No Arm Poly Seat/Back Non-Skid Glides	$129.87
CI-GSNAP/XX/PXX/GSS	Sitka Sled Chair No Arm Poly Seat/Back Stainless Steel Glides	$130.47
CI-GSNAP/XX/PXX/NGL	Sitka Sled Chair No Arm Poly Seat/Back No Glides	$125.27
CI-GSNAU/XX/PXX/GBL	Sitka Sled Chair No Arm Poly Back/Uph Seat Black Plastic Glides	$142.37
CI-GSNAU/XX/PXX/GFT	Sitka Sled Chair No Arm Poly Back/Uph Seat Felt Glides	$145.77
CI-GSNAU/XX/PXX/GNM	Sitka Sled Chair No Arm Poly Back/Uph Seat Non-Marring Glides	$142.37
CI-GSNAU/XX/PXX/GNS	Sitka Sled Chair No Arm Poly Back/Uph Seat Non-Skid Glides	$142.77
CI-GSNAU/XX/PXX/GSS	Sitka Sled Chair No Arm Poly Back/Uph Seat Stainless Steel Glides	$143.37
CI-GSNAU/XX/PXX/NGL	Sitka Sled Chair No Arm Poly Back/Uph Seat No Glides	$138.17
CI-GSNAUB/XX/PXX/GBL	Sitka Sled Chair No Arm Uph Back & Seat Black Plastic Glides	$154.47
CI-GSNAUB/XX/PXX/GFT	Sitka Sled Chair No Arm Uph Back & Seat Felt Glides	$157.87
CI-GSNAUB/XX/PXX/GNM	Sitka Sled Chair No Arm Uph Back & Seat Non-Marring Glides	$154.47
CI-GSNAUB/XX/PXX/GNS	Sitka Sled Chair No Arm Uph Back & Seat Non-Skid Glides	$154.87
CI-GSNAUB/XX/PXX/GSS	Sitka Sled Chair No Arm Uph Back & Seat Stainless Steel Glides	$155.47
CI-GSNAUB/XX/PXX/NGL	Sitka Sled Chair No Arm Uph Back & Seat No Glides	$150.27

SLED CHAIR - TABLET ARM

CI-GSTAPRH ***Sitka Sled Tablet Arm Chair***
XX ***Frame Color***
PXX ***Seat & Back Color***
LXX ***Laminate for Tablet Arm***
NGL, GBL, GNM, GNS, GSS ***No Glides, Black Plastic Glides, Non-Marring Glides, Non-Skid Glides, Stainless Steel Glides***
FAMILY NAMES: ***GSKD***

Model Number	Description	Price
CI-GSG2APLH/XX/PXX/LXX/GBL	Sitka Sled Chair With G2 Tablet Arm Left Black Plastic Glides	$239.44
CI-GSG2APLH/XX/PXX/LXX/GNM	Sitka Sled Chair With G2 Tablet Arm Left Non-Marring Glides	$239.44

CI-GSG2APLH/XX/PXX/LXX/GNS	Sitka Sled Chair With G2 Tablet Arm Left Non-Skid Glides	$239.84
CI-GSG2APLH/XX/PXX/LXX/GSS	Sitka Sled Chair With G2 Tablet Arm Left Stainless Steel Glides	$240.44
CI-GSG2APLH/XX/PXX/LXX/NGL	Sitka Sled Chair With G2 Tablet Arm Left No Glides	$235.24
CI-GSG2APRH/XX/PXX/LXX/GBL	Sitka Sled Chair With G2 Tablet Arm Right Black Plastic Glides	$239.44
CI-GSG2APRH/XX/PXX/LXX/GNM	Sitka Sled Chair With G2 Tablet Arm Right Non-Marring Glides	$239.44
CI-GSG2APRH/XX/PXX/LXX/GNS	Sitka Sled Chair With G2 Tablet Arm Right Non-Skid Glides	$239.84
CI-GSG2APRH/XX/PXX/LXX/GSS	Sitka Sled Chair With G2 Tablet Arm Right Stainless Steel Glides	$240.44
CI-GSG2APRH/XX/PXX/LXX/NGL	Sitka Sled Chair With G2 Tablet Arm Right No Glides	$235.24
CI-GSG2AUBLH/XX/PXX/LXX/GBL	Sitka Sled Chair w/G2 TabArm Uph Seat & Back Lft BlkPlstcGlides	$264.44
CI-GSG2AUBLH/XX/PXX/LXX/GNM	Sitka Sled Chair w/G2 TabArm Uph Seat & Back Lft NonMar Glds	$264.44
CI-GSG2AUBLH/XX/PXX/LXX/GNS	Sitka Sled Chair w/G2 TabArm Uph Seat & Back Lft NonSkidGlds	$264.84
CI-GSG2AUBLH/XX/PXX/LXX/GSS	Sitka Sled Chair w/G2 TabArm Uph Seat & Back Lft StnlssStlGlds	$265.44
CI-GSG2AUBLH/XX/PXX/LXX/NGL	Sitka Sled Chair w/G2 TabArm Uph Seat & Back Lft No Glides	$260.24
CI-GSG2AUBRH/XX/PXX/LXX/GBL	Sitka Sled Chair w/G2 TabArm Uph Seat & Back Rgt BlkPlstcGlides	$264.44
CI-GSG2AUBRH/XX/PXX/LXX/GNM	Sitka Sled Chair w/G2 TabArm Uph Seat & Back Rgt NonMar Glds	$264.44
CI-GSG2AUBRH/XX/PXX/LXX/GNS	Sitka Sled Chair w/G2 TabArm Uph Seat & Back Rgt NonSkidGlds	$264.84
CI-GSG2AUBRH/XX/PXX/LXX/GSS	Sitka Sled Chair w/G2 TabArm Uph Seat & Back Rgt StnlssStlGlds	$265.44
CI-GSG2AUBRH/XX/PXX/LXX/NGL	Sitka Sled Chair w/G2 TabArm Uph Seat & Back Rgt No Glides	$260.24
CI-GSG2AULH/XX/PXX/LXX/GBL	Sitka Sled Chair w/G2 TabArm UphSeat/PolyBack Lft BlkPlstcGlds	$252.34
CI-GSG2AULH/XX/PXX/LXX/GNM	Sitka Sled Chair w/G2 TabArm UphSeat/PolyBack Lft NonMar Glds	$252.34
CI-GSG2AULH/XX/PXX/LXX/GNS	Sitka Sled Chair w/G2 TabArm UphSeat/PolyBack Lft NonSkidGlds	$252.74
CI-GSG2AULH/XX/PXX/LXX/GSS	Sitka Sled Chair w/G2 TabArm UphSeat/PolyBack Lft StnlssStlGlds	$253.34
CI-GSG2AULH/XX/PXX/LXX/NGL	Sitka Sled Chair w/G2 TabArm UphSeat/PolyBack Lft No Glides	$248.14
CI-GSG2AURH/XX/PXX/LXX/GBL	Sitka Sled Chair w/G2 TabArm UphSeat/PolyBack Rgt BlkPlstcGlds	$252.34
CI-GSG2AURH/XX/PXX/LXX/GNM	Sitka Sled Chair w/G2 TabArm UphSeat/PolyBack Rgt NonMar Glds	$252.34
CI-GSG2AURH/XX/PXX/LXX/GNS	Sitka Sled Chair w/G2 TabArm UphSeat/PolyBack Rgt NonSkidGlds	$252.74
CI-GSG2AURH/XX/PXX/LXX/GSS	Sitka Sled Chair w/G2 TabArm UphSeat/PolyBck Rgt StnlssStlGlds	$253.34
CI-GSG2AURH/XX/PXX/LXX/NGL	Sitka Sled Chair w/G2 TabArm UphSeat/PolyBack Rgt No Glides	$248.14
CI-GSOVTAPLH/XX/PXX/LXX/GBL	Sitka Sled Chair With Ovrszd Tab Arm Left Black Plastic Glides	$244.34
CI-GSOVTAPLH/XX/PXX/LXX/GNM	Sitka Sled Chair With Ovrszd Tab Arm Left Non-Marring Glides	$244.34
CI-GSOVTAPLH/XX/PXX/LXX/GNS	Sitka Sled Chair With Ovrszd Tab Arm Left Non-Skid Glides	$244.74
CI-GSOVTAPLH/XX/PXX/LXX/GSS	Sitka Sled Chair With Ovrszd Tab Arm Left Stainless Steel Glides	$245.34
CI-GSOVTAPLH/XX/PXX/LXX/NGL	Sitka Sled Chair With Ovrszd Tab Arm Left No Glides	$240.14
CI-GSOVTAPRH/XX/PXX/LXX/GBL	Sitka Sled Chair With Ovrszd Tab Arm Right Black Plastic Glides	$244.34
CI-GSOVTAPRH/XX/PXX/LXX/GNM	Sitka Sled Chair With Ovrszd Tab Arm Right Non-Marring Glides	$244.34
CI-GSOVTAPRH/XX/PXX/LXX/GNS	Sitka Sled Chair With Ovrszd Tab Arm Right Non-Skid Glides	$244.74
CI-GSOVTAPRH/XX/PXX/LXX/GSS	Sitka Sled Chair With Ovrszd Tab Arm Right Stainless SteelGlides	$245.34
CI-GSOVTAPRH/XX/PXX/LXX/NGL	Sitka Sled Chair With Ovrszd Tab Arm Right No Glides	$240.14
CI-GSOVTAUBLH/XX/PXX/LXX/GBL	Sitka SledChr w/Ovrszd TabArm Uph Seat&Back Lft BlkPlstc Glds	$269.34
CI-GSOVTAUBLH/XX/PXX/LXX/GNM	Sitka SledChr w/Ovrszd TabArm Uph Seat&Back Lft NonMar Glds	$269.34
CI-GSOVTAUBLH/XX/PXX/LXX/GNS	Sitka SledChr w/Ovrszd TabArm Uph Seat&Back Lft NonSkid Glds	$269.74
CI-GSOVTAUBLH/XX/PXX/LXX/GSS	Sitka SledChr w/Ovrszd TabArm Uph Seat&BackLft StnlessStlGlds	$270.34
CI-GSOVTAUBLH/XX/PXX/LXX/NGL	Sitka SledChr w/Ovrszd TabArm Uph Seat&Back Lft No Glides	$265.14
CI-GSOVTAUBRH/XX/PXX/LXX/GBL	Sitka SledChr w/Ovrszd TabArm Uph Seat&Back Rgt BlkPlstc Glds	$269.34
CI-GSOVTAUBRH/XX/PXX/LXX/GNM	Sitka SledChr w/Ovrszd TabArm Uph Seat&Back Rgt NonMar Glds	$269.34
CI-GSOVTAUBRH/XX/PXX/LXX/GNS	Sitka SledChr w/Ovrszd TabArm Uph Seat&Back Rgt NonSkidGlds	$269.74
CI-GSOVTAUBRH/XX/PXX/LXX/GSS	Sitka SledChr w/Ovrszd TabArm Uph Seat&BackRgt StnlessStlGlds	$270.34
CI-GSOVTAUBRH/XX/PXX/LXX/NGL	Sitka SledChr w/Ovrszd TabArm Uph Seat&Back Rgt No Glides	$265.14
CI-GSOVTAULH/XX/PXX/LXX/GBL	Sitka SledChr w/Ovrszd TabArm UphSt/PolyBack Lft BlkPlstc Glds	$257.24
CI-GSOVTAULH/XX/PXX/LXX/GNM	Sitka SledChr w/Ovrszd TabArm UphSt/PolyBack Lft NonMar Glds	$257.24
CI-GSOVTAULH/XX/PXX/LXX/GNS	Sitka SledChr w/Ovrszd TabArm UphSt/PolyBack Lft NonSkid Glds	$257.64
CI-GSOVTAULH/XX/PXX/LXX/GSS	Sitka SledChr w/Ovrszd TabArm UphSt/PolyBackLft StnlessStlGlds	$258.24
CI-GSOVTAULH/XX/PXX/LXX/NGL	Sitka SledChr w/Ovrszd TabArm UphSt/PolyBack Lft No Glides	$253.04
CI-GSOVTAURH/XX/PXX/LXX/GBL	Sitka SledChr w/Ovrszd TabArm UphSt/PolyBack Rgt BlkPlstc Glds	$257.24
CI-GSOVTAURH/XX/PXX/LXX/GNM	Sitka SledChr w/Ovrszd TabArm UphSt/PolyBack Rgt NonMar Glds	$257.24
CI-GSOVTAURH/XX/PXX/LXX/GNS	Sitka SledChr w/Ovrszd TabArm UphSt/PolyBack Rgt NonSkidGlds	$257.64
CI-GSOVTAURH/XX/PXX/LXX/GSS	Sitka SledChr w/Ovrszd TabArm UphSt/PolyBackRgt StnlessStlGlds	$258.24
CI-GSOVTAURH/XX/PXX/LXX/NGL	Sitka SledChr w/Ovrszd TabArm UphSt/PolyBack Rgt No Glides	$253.04

NEW YORK SITKA MODEL PRICE LIST

Date: 8/2/2022

CI-GSTAPLH/XX/PXX/LXX/GBL	Sitka Sled Chair w/Tablet Arm Poly Back/Seat Lft Black Plastic Glds	$225.36
CI-GSTAPLH/XX/PXX/LXX/GNM	Sitka Sled Chair w/Tablet Arm Poly Back/Seat Lft NonMarringGlds	$225.36
CI-GSTAPLH/XX/PXX/LXX/GNS	Sitka Sled Chair w/Tablet Arm Poly Back/Seat Lft Non-Skid Glds	$225.76
CI-GSTAPLH/XX/PXX/LXX/GSS	Sitka Sled Chair w/Tablet Arm Poly Back/Seat Lft Stainless StlGlds	$226.36
CI-GSTAPLH/XX/PXX/LXX/NGL	Sitka Sled Chair w/Tablet Arm Poly Back/Seat Lft No Glides	$221.16
CI-GSTAPRH/XX/PXX/LXX/GBL	Sitka Sled Chair w/Tablet Arm Poly Back/Seat Rgt Black Plstc Glds	$225.36
CI-GSTAPRH/XX/PXX/LXX/GNM	Sitka Sled Chair w/Tablet Arm Poly Back/Seat Rgt NonMarringGlds	$225.36
CI-GSTAPRH/XX/PXX/LXX/GNS	Sitka Sled Chair w/Tablet Arm Poly Back/Seat Rgt Non-Skid Glds	$225.76
CI-GSTAPRH/XX/PXX/LXX/GSS	Sitka Sled Chair w/Tablet Arm Poly Back/Seat Rgt StainlessStlGlds	$226.36
CI-GSTAPRH/XX/PXX/LXX/NGL	Sitka Sled Chair w/Tablet Arm Poly Back/Seat Rgt No Glides	$221.16
CI-GSTAUBLH/XX/PXX/LXX/GBL	Sitka Sled Chair w/ Tab Arm Uph Back & Seat Left Blk Plstc Glides	$250.36
CI-GSTAUBLH/XX/PXX/LXX/GNM	Sitka Sled Chair w/ Tab Arm Uph Back & Seat Left NonMarGlides	$250.36
CI-GSTAUBLH/XX/PXX/LXX/GNS	Sitka Sled Chair w/ Tab Arm Uph Back & Seat Left NonSkid Glides	$250.76
CI-GSTAUBLH/XX/PXX/LXX/GSS	Sitka Sled Chair w/ Tab Arm Uph Back & Seat Left StnlsStlGlides	$251.36
CI-GSTAUBLH/XX/PXX/LXX/NGL	Sitka Sled Chair w/ Tab Arm Uph Back & Seat Left No Glides	$246.16
CI-GSTAUBRH/XX/PXX/LXX/GBL	Sitka Sled Chair w/ Tab Arm Uph Back & Seat Right Blk Plstc Glides	$250.36
CI-GSTAUBRH/XX/PXX/LXX/GNM	Sitka Sled Chair w/ Tab Arm Uph Back & Seat Right NonMarGlides	$250.36
CI-GSTAUBRH/XX/PXX/LXX/GNS	Sitka Sled Chair w/ Tab Arm Uph Back & Seat Right NonSkid Glides	$250.76
CI-GSTAUBRH/XX/PXX/LXX/GSS	Sitka Sled Chair w/ Tab Arm Uph Back & Seat Right StnlsStlGlides	$251.36
CI-GSTAUBRH/XX/PXX/LXX/NGL	Sitka Sled Chair w/ Tab Arm Uph Back & Seat Right No Glides	$246.16
CI-GSTAULH/XX/PXX/LXX/GBL	Sitka Sled Chair w/ Tab Arm Poly Back/Uph Seat Lft Blk Plstc Glds	$238.26
CI-GSTAULH/XX/PXX/LXX/GNM	Sitka Sled Chair w/ Tab Arm Poly Back/Uph Seat Lft NonMarGlds	$238.26
CI-GSTAULH/XX/PXX/LXX/GNS	Sitka Sled Chair w/ Tab Arm Poly Back/Uph Seat Lft NonSkid Glds	$238.66
CI-GSTAULH/XX/PXX/LXX/GSS	Sitka Sled Chair w/ Tab Arm Poly Back/Uph Seat Lft StnlsStlGlds	$239.26
CI-GSTAULH/XX/PXX/LXX/NGL	Sitka Sled Chair w/ Tab Arm Poly Back/Uph Seat Lft No Glides	$234.06
CI-GSTAURH/XX/PXX/LXX/GBL	Sitka Sled Chair w/ Tab Arm Poly Back/Uph Seat Rgt Blk Plstc Glds	$238.26
CI-GSTAURH/XX/PXX/LXX/GNM	Sitka Sled Chair w/ Tab Arm Poly Back/Uph Seat Rgt NonMarGlds	$238.26
CI-GSTAURH/XX/PXX/LXX/GNS	Sitka Sled Chair w/ Tab Arm Poly Back/Uph Seat Rgt NonSkid Glds	$238.66
CI-GSTAURH/XX/PXX/LXX/GSS	Sitka Sled Chair w/ Tab Arm Poly Back/Uph Seat Rgt StnlsStlGlds	$239.26
CI-GSTAURH/XX/PXX/LXX/NGL	Sitka Sled Chair w/ Tab Arm Poly Back/Uph Seat Rgt No Glides	$234.06

NEW YORK SNAP MODEL PRICE LIST

Date: 8/2/2022

SNAP

SNAP CONFERENCE

OEI56	***Snap Conference Chair***
BR6	***Loop Arms***
C or S	***C = Carpet Casters, S = Hard Floor Casters***
BL	***Available as Black Only***
FAMILY NAME:	***OUTFT***

Model Number	Description	Price
OEI56/BR6/C/BL	Snap Conference Arm Chair - Carpet Casters	$169.53
OEI56/BR6/S/BL	Snap Conference Arm Chair - Hard Floor Casters	$176.55

SNAP ARMS

BR2OEI	***Loop Arm - Width Adjustable***
BR5OEI	***T-Arm - Width and Height Adjustable***
NOTE:	***Arm Color - Black Only***

Model Number	Description	Price
BR2OEI	Loop Arms - Width Adjustable	$22.22
BR5OEI	T-Arms - Height and Width Adjustable	$25.72

SNAP HIGHBACK TASK CHAIRS

OEI46	***Snap Highback Task Chair - Simple Function***
OEI48	***Snap Highback Task Chair - Advanced Function***
BL	***Frame Color - Black Only***
C, S, G	***C=Carpet Casters, S=Hard Floor Casters, G=Glides***
BR5, BR2, NA	***T-Arm-Width and Height Adjustable, Loop Arm-Width Adjustable, No Arm***
KIT	***Knocked Down Upholsterable Kit (Correctional Industry Upholsters)***
FAMILY NAME:	***SNAP***

Model Number	Description	Price
OEI46/BL/C/BR2/KIT	Highback Task-Simple Function-W Adj Loop Arms-Crpt Cstrs	$123.95
OEI46/BL/C/BR5/KIT	Highback Task-Simple Function-H&W Adj T-Arms-CrptCstrs	$127.45
OEI46/BL/C/NA/KIT	Highback Task-Simple Function-Carpet Casters	$101.73
OEI46/BL/G/BR2/KIT	Highback Task-Simple Function-W Adj Loop Arms-Glides	$123.95
OEI46/BL/G/BR5/KIT	Highback Task-Simple Function-H&W Adj T-Arms-Glides	$127.45
OEI46/BL/G/NA/KIT	Highback Task-Simple Function-Glides	$101.73
OEI46/BL/S/BR2/KIT	Highback Task-Simple Function-W Adj LoopArms-HrdFlrCstrs	$130.96
OEI46/BL/S/BR5/KIT	Highback Task-Simple Function-H&W Adj T-Arms-HrdFlrCstrs	$134.46
OEI46/BL/S/NA/KIT	Highback Task-Simple Function-Hard Floor Casters	$108.74
OEI48/BL/C/BR2/KIT	Highback Task-Advcd Function-W Adj Loop Arms-Crpt Cstrs	$137.98
OEI48/BL/C/BR5/KIT	Highback Task-Advcd Function-H&W Adj T-Arms-CrptCstrs	$141.48
OEI48/BL/C/NA/KIT	Highback Task-Advcd Function-Carpet Casters	$115.76
OEI48/BL/G/BR2/KIT	Highback Task-Advcd Function-W Adj Loop Arms-Glides	$137.98
OEI48/BL/G/BR5/KIT	Highback Task-Advcd Function-H&W Adj T-Arms-Glides	$141.48
OEI48/BL/G/NA/KIT	Highback Task-Advcd Function-Glides	$115.76
OEI48/BL/S/BR2/KIT	Highback Task-Advcd Function-W Adj Loop Arms-HrdFlrCstrs	$146.16
OEI48/BL/S/BR5/KIT	Highback Task-Advcd Function-H&W Adj T-Arms-HrdFlrCstrs	$149.66
OEI48/BL/S/NA/KIT	Highback Task-Advcd Function-Hard Floor Casters	$123.94

NEW YORK SNAP MODEL PRICE LIST

Date: 8/2/2022

SNAP MIDBACK TASK CHAIRS

OEI42 / OEI44	***Snap Midback Task Chair-Simple Function / Snap Midback Task Chair-Advanced Function***
BL	***Frame Color - Black Only***
C, S, G	***C=Carpet Casters, S=Hard Floor Casters, G=Glides***
BR5, BR2, NA	***T-Arm-Width and Height Adjustable, Loop Arm-Width Adjustable, No Arm***
KIT	***Knocked Down Upholsterable Kit (Correctional Industry Upholsters)***
FAMILY NAME:	***SNAP***

Model Number	Description	Price
OEI42/BL/C/BR2/KIT	Midback Task-Simple Function-W Adj Loop Arms-Crpt Cstrs	$114.59
OEI42/BL/C/BR5/KIT	Midback Task-Simple Function-H&W Adj T-Arms-Crpt Cstrs	$118.09
OEI42/BL/C/NA/KIT	Midback Task-Simple Function-Carpet Casters	$92.37
OEI42/BL/G/BR2/KIT	Midback Task-Simple Function-W Adj Loop Arms-Glides	$114.59
OEI42/BL/G/BR5/KIT	Midback Task-Simple Function-H&W Adj T-Arms-Glides	$118.09
OEI42/BL/G/NA/KIT	Midback Task-Simple Function-Glides	$92.37
OEI42/BL/S/BR2/KIT	Midback Task-Simple Function-W Adj Loop Arms-HrdFlrCstrs	$121.60
OEI42/BL/S/BR5/KIT	Midback Task-Simple Function-H&W Adj T-Arms-HrdFlrCstrs	$125.10
OEI42/BL/S/NA/KIT	Midback Task-Simple Function-Hard Floor Casters	$99.38
OEI44/BL/C/BR2/KIT	Midback Task-Advcd Function-W Adj Loop Arms-Crpt Cstrs	$127.45
OEI44/BL/C/BR5/KIT	Midback Task-Advcd Function-H&W Adj T-Arms-Crpt Cstrs	$130.95
OEI44/BL/C/NA/KIT	Midback Task-Advcd Function-Carpet Casters	$105.23
OEI44/BL/G/BR2/KIT	Midback Task-Advcd Function-W Adj Loop Arms-Glides	$127.45
OEI44/BL/G/BR5/KIT	Midback Task-Advcd Function-H&W Adj T-Arms-Glides	$130.95
OEI44/BL/G/NA/KIT	Midback Task-Advcd Function-Glides	$105.23
OEI44/BL/S/BR2/KIT	Midback Task-Advcd Function-W Adj Loop Arms-HrdFlrCstrs	$136.80
OEI44/BL/S/BR5/KIT	Midback Task-Advcd Function-H&W Adj T-Arms-HrdFlrCstrs	$140.30
OEI44/BL/S/NA/KIT	Midback Task-Advcd Function-Hard Floor Casters	$114.58

SNAP STOOL/GUEST CHAIRS

OEI47/BL, OEI48S/BL	***Snap Stool, Snap Guest Chair (Frame Color - BLACK ONLY)***
C, S, G	***C=Carpet Casters, S=Hard Floor Casters, G=Glides***
CH, PL	***CH=Chrome Footring, PL=Plastic Footring***
BR5, BR2, NA	***T-Arm-Width and Height Adjustable, Loop Arm-Width Adjustable, No Arm***
KIT	***Knocked Down Upholsterable Kit (Correctional Industry Upholsters)***
FAMILY NAME:	***SNAP***

Model Number	Description	Price
OEI47/BL/C/CH/BR2/KIT	Highback Stool-Chrome Footring-W Adj Loop Arms-CrptCstrs	$152.01
OEI47/BL/C/CH/BR5/KIT	Highback Stool-Chrome Footring-H&W Adj T-Arms-CrptCstrs	$155.51
OEI47/BL/C/CH/NA/KIT	Highback Stool-Chrome Footring-Carpet Casters	$129.79
OEI47/BL/C/PL/BR2/KIT	Highback Stool-Plastic Footring-W Adj Loop Arms-CrptCstrs	$142.65
OEI47/BL/C/PL/BR5/KIT	Highback Stool-Plastic Footring-H&W Adj T-Arms-CrptCstrs	$146.15
OEI47/BL/C/PL/NA/KIT	Highback Stool-Plastic Footring-Carpet Casters	$120.43
OEI47/BL/G/CH/BR2/KIT	Highback Stool-Chrome Footring-W Adj Loop Arms-Glides	$152.01
OEI47/BL/G/CH/BR5/KIT	Highback Stool-Chrome Footring-H&W Adj T-Arms-Glides	$155.51
OEI47/BL/G/CH/NA/KIT	Highback Stool-Chrome Footring-Glides	$129.79
OEI47/BL/G/PL/BR2/KIT	Highback Stool-Plastic Footring-W Adj Loop Arms-Glides	$142.65
OEI47/BL/G/PL/BR5/KIT	Highback Stool-Plastic Footring-H&W Adj T-Arms-Glides	$146.15
OEI47/BL/G/PL/NA/KIT	Highback Stool-Plastic Footring-Glides	$120.43
OEI47/BL/S/CH/BR2/KIT	Highback Stool-Chrome Footring-W AdjLoopArms-HrdFlrCstrs	$160.20
OEI47/BL/S/CH/BR5/KIT	Highback Stool-Chrome Footring-H&WAdjT-Arms-HrdFlrCstrs	$163.70
OEI47/BL/S/CH/NA/KIT	Highback Stool-Chrome Footring-Hard Floor Casters	$137.98
OEI47/BL/S/PL/BR2/KIT	Highback Stool-Plastic Footring-W Adj Loop Arms-HrdFlrCstrs	$150.83
OEI47/BL/S/PL/BR5/KIT	Highback Stool-Plastic Footring-H&W Adj T-Arms-HrdFlrCstrs	$154.33
OEI47/BL/S/PL/NA/KIT	Highback Stool-Plastic Footring-Hard Floor Casters	$128.61
OEI48S/BL/BR2/KIT	Highback Guest Chair-Width Adjustable Loop Arms	$113.42
OEI48S/BL/BR5/KIT	Highback Guest Chair-Height & Width Adjustable T-Arms	$116.92
OEI48S/BL/NA/KIT	Highback Guest Chair	$91.20

NEW YORK STYLELINKS MODEL PRICE LIST

Date: 8/2/2022

WORKSURFACES (NO WOOD)

Model Number	Description	Price
SKBWR24361MP/C/GXX/XX	24x36 Unpwrd, Sngl-Sided Wksf, W/ Mdsty, Cntr Grmt, HDW ONLY	$75.20
SKBWR24361MP/N/XX	24x36 Unpwrd, Sngl-Sided Wksf, W/ Mdsty, No Grmt, HDW ONLY	$72.54
SKBWR24361NM/C/GXX	24x36 Unpwrd, Sngl-Sided Wksf, No Mdsty, Cntr Grmt, HDW ONLY	$2.66
SKBWR24421MP/C/GXX/XX	24x42 Unpwrd, Sngl-Sided Wksf, W/ Mdsty, Cntr Grmt, HDW ONLY	$82.22
SKBWR24421MP/N/XX	24x42 Unpwrd, Sngl-Sided Wksf, W/ Mdsty, No Grmt, HDW ONLY	$79.56
SKBWR24421NM/C/GXX	24x42 Unpwrd, Sngl-Sided Wksf, No Mdsty, Cntr Grmt, HDW ONLY	$2.66
SKBWR24481MP/C/GXX/XX	24x48 Unpwrd, Sngl-Sided Wksf, W/ Mdsty, Cntr Grmt, HDW ONLY	$93.93
SKBWR24481MP/N/XX	24x48 Unpwrd, Sngl-Sided Wksf, W/ Mdsty, No Grmt, HDW ONLY	$91.27
SKBWR24481NM/C/GXX	24x48 Unpwrd, Sngl-Sided Wksf, No Mdsty, Cntr Grmt, HDW ONLY	$2.66
SKBWR24541MP/C/GXX/XX	24x54 Unpwrd, Sngl-Sided Wksf, W/ Mdsty, Cntr Grmt, HDW ONLY	$100.94
SKBWR24541MP/N/XX	24x54 Unpwrd, Sngl-Sided Wksf, W/ Mdsty, No Grmt, HDW ONLY	$98.28
SKBWR24541NM/C/GXX	24x54 Unpwrd, Sngl-Sided Wksf, No Mdsty, Cntr Grmt, HDW ONLY	$2.66
SKBWR24601MP/C/GXX/XX	24x60 Unpwrd, Sngl-Sided Wksf, W/ Mdsty, Cntr Grmt, HDW ONLY	$111.49
SKBWR24601MP/L/GXX/XX	24x60 Unpwrd, Sngl-Sided Wksf, W/ Mdsty, Lft Grmt, HDW ONLY	$111.49
SKBWR24601MP/LR/GXX/XX	24x60 Unpwrd, Sngl-Sided Wksf, W/ Mdsty, L&R Grmt, HDW ONLY	$114.15
SKBWR24601MP/N/XX	24x60 Unpwrd, Sngl-Sided Wksf, W/ Mdsty, No Grmt, HDW ONLY	$108.83
SKBWR24601MP/R/GXX/XX	24x60 Unpwrd, Sngl-Sided Wksf, W/ Mdsty, Rgt Grmt, HDW ONLY	$111.49
SKBWR24601NM/C/GXX	24x60 Unpwrd, Sngl-Sided Wksf, No Mdsty, Cntr Grmt, HDW ONLY	$2.66
SKBWR24601NM/L/GXX	24x60 Unpwrd, Sngl-Sided Wksf, No Mdsty, Lft Grmt, HDW ONLY	$2.66
SKBWR24601NM/LR/GXX	24x60 Unpwrd, Sngl-Sided Wksf, No Mdsty, L&R Grmt, HDW ONLY	$5.32
SKBWR24601NM/R/GXX	24x60 Unpwrd, Sngl-Sided Wksf, No Mdsty, Rgt Grmt, HDW ONLY	$2.66
SKBWR24641MP/C/GXX/XX	24x64 Unpwrd, Sngl-Sided Wksf, W/ Mdsty, Cntr Grmt, HDW ONLY	$119.68
SKBWR24641MP/L/GXX/XX	24x64 Unpwrd, Sngl-Sided Wksf, W/ Mdsty, Lft Grmt, HDW ONLY	$119.68
SKBWR24641MP/LR/GXX/XX	24x64 Unpwrd, Sngl-Sided Wksf, W/ Mdsty, L&R Grmt, HDW ONLY	$122.34
SKBWR24641MP/N/XX	24x64 Unpwrd, Sngl-Sided Wksf, W/ Mdsty, No Grmt, HDW ONLY	$117.02
SKBWR24641MP/R/GXX/XX	24x64 Unpwrd, Sngl-Sided Wksf, W/ Mdsty, Rgt Grmt, HDW ONLY	$119.68
SKBWR24641NM/C/GXX	24x64 Unpwrd, Sngl-Sided Wksf, No Mdsty, Cntr Grmt, HDW ONLY	$2.66
SKBWR24641NM/L/GXX	24x64 Unpwrd, Sngl-Sided Wksf, No Mdsty, Lft Grmt, HDW ONLY	$2.66
SKBWR24641NM/LR/GXX	24x64 Unpwrd, Sngl-Sided Wksf, No Mdsty, L&R Grmt, HDW ONLY	$5.32
SKBWR24641NM/R/GXX	24x64 Unpwrd, Sngl-Sided Wksf, No Mdsty, Rgt Grmt, HDW ONLY	$2.66
SKBWR24661MP/C/GXX/XX	24x66 Unpwrd, Sngl-Sided Wksf, W/ Mdsty, Cntr Grmt, HDW ONLY	$122.02
SKBWR24661MP/L/GXX/XX	24x66 Unpwrd, Sngl-Sided Wksf, W/ Mdsty, Lft Grmt, HDW ONLY	$122.02
SKBWR24661MP/LR/GXX/XX	24x66 Unpwrd, Sngl-Sided Wksf, W/ Mdsty, L&R Grmt, HDW ONLY	$124.68
SKBWR24661MP/N/XX	24x66 Unpwrd, Sngl-Sided Wksf, W/ Mdsty, No Grmt, HDW ONLY	$119.36
SKBWR24661MP/R/GXX/XX	24x66 Unpwrd, Sngl-Sided Wksf, W/ Mdsty, Rgt Grmt, HDW ONLY	$122.02
SKBWR24661NM/C/GXX	24x66 Unpwrd, Sngl-Sided Wksf, No Mdsty, Cntr Grmt, HDW ONLY	$2.66
SKBWR24661NM/L/GXX	24x66 Unpwrd, Sngl-Sided Wksf, No Mdsty, Lft Grmt, HDW ONLY	$2.66
SKBWR24661NM/LR/GXX	24x66 Unpwrd, Sngl-Sided Wksf, No Mdsty, L&R Grmt, HDW ONLY	$5.32
SKBWR24661NM/R/GXX	24x66 Unpwrd, Sngl-Sided Wksf, No Mdsty, Rgt Grmt, HDW ONLY	$2.66
SKBWR24721MP/C/GXX/XX	24x72 Unpwrd, Sngl-Sided Wksf, W/ Mdsty, Cntr Grmt, HDW ONLY	$125.52
SKBWR24721MP/L/GXX/XX	24x72 Unpwrd, Sngl-Sided Wksf, W/ Mdsty, Lft Grmt, HDW ONLY	$125.52
SKBWR24721MP/LR/GXX/XX	24x72 Unpwrd, Sngl-Sided Wksf, W/ Mdsty, L&R Grmt, HDW ONLY	$128.18
SKBWR24721MP/N/XX	24x72 Unpwrd, Sngl-Sided Wksf, W/ Mdsty, No Grmt, HDW ONLY	$122.86
SKBWR24721MP/R/GXX/XX	24x72 Unpwrd, Sngl-Sided Wksf, W/ Mdsty, Rgt Grmt, HDW ONLY	$125.52
SKBWR24721NM/C/GXX	24x72 Unpwrd, Sngl-Sided Wksf, No Mdsty, Cntr Grmt, HDW ONLY	$2.66
SKBWR24721NM/L/GXX	24x72 Unpwrd, Sngl-Sided Wksf, No Mdsty, Lft Grmt, HDW ONLY	$2.66
SKBWR24721NM/LR/GXX	24x72 Unpwrd, Sngl-Sided Wksf, No Mdsty, L&R Grmt, HDW ONLY	$5.32
SKBWR24721NM/R/GXX	24x72 Unpwrd, Sngl-Sided Wksf, No Mdsty, Rgt Grmt, HDW ONLY	$2.66
SKBWR24781MP/C/GXX/XX	24x78 Unpwrd, Sngl-Sided Wksf, W/ Mdsty, Cntr Grmt, HDW ONLY	$130.20
SKBWR24781MP/L/GXX/XX	24x78 Unpwrd, Sngl-Sided Wksf, W/ Mdsty, Lft Grmt, HDW ONLY	$130.20
SKBWR24781MP/LR/GXX/XX	24x78 Unpwrd, Sngl-Sided Wksf, W/ Mdsty, L&R Grmt, HDW ONLY	$130.20

NEW YORK STYLELINKS MODEL PRICE LIST

Date: 8/2/2022

SKBWR24781MP/N/XX	24x78 Unpwrd, Sngl-Sided Wksf, W/ Mdsty, No Grmt, HDW ONLY	$127.54
SKBWR24781MP/R/GXX/XX	24x78 Unpwrd, Sngl-Sided Wksf, W/ Mdsty, Rgt Grmt, HDW ONLY	$130.20
SKBWR24781NM/C/GXX	24x78 Unpwrd, Sngl-Sided Wksf, No Mdsty, Cntr Grmt, HDW ONLY	$2.66
SKBWR24781NM/L/GXX	24x78 Unpwrd, Sngl-Sided Wksf, No Mdsty, Lft Grmt, HDW ONLY	$2.66
SKBWR24781NM/LR/GXX	24x78 Unpwrd, Sngl-Sided Wksf, No Mdsty, L&R Grmt, HDW ONLY	$5.32
SKBWR24781NM/R/GXX	24x78 Unpwrd, Sngl-Sided Wksf, No Mdsty, Rgt Grmt, HDW ONLY	$2.66
SKBWR24841MP/C/GXX/XX	24x84 Unpwrd, Sngl-Sided Wksf, W/ Mdsty, Cntr Grmt, HDW ONLY	$133.71
SKBWR24841MP/L/GXX/XX	24x84 Unpwrd, Sngl-Sided Wksf, W/ Mdsty, Lft Grmt, HDW ONLY	$133.71
SKBWR24841MP/LR/GXX/XX	24x84 Unpwrd, Sngl-Sided Wksf, W/ Mdsty, L&R Grmt, HDW ONLY	$136.37
SKBWR24841MP/N/XX	24x84 Unpwrd, Sngl-Sided Wksf, W/ Mdsty, No Grmt, HDW ONLY	$131.05
SKBWR24841MP/R/GXX/XX	24x84 Unpwrd, Sngl-Sided Wksf, W/ Mdsty, Rgt Grmt, HDW ONLY	$133.71
SKBWR24841NM/C/GXX	24x84 Unpwrd, Sngl-Sided Wksf, No Mdsty, Cntr Grmt, HDW ONLY	$2.66
SKBWR24841NM/L/GXX	24x84 Unpwrd, Sngl-Sided Wksf, No Mdsty, Lft Grmt, HDW ONLY	$2.66
SKBWR24841NM/LR/GXX	24x84 Unpwrd, Sngl-Sided Wksf, No Mdsty, L&R Grmt, HDW ONLY	$5.32
SKBWR24841NM/R/GXX	24x84 Unpwrd, Sngl-Sided Wksf, No Mdsty, Rgt Grmt, HDW ONLY	$2.66
SKBWR24901MP/C/GXX/XX	24x90 Unpwrd, Sngl-Sided Wksf, W/ Mdsty, Cntr Grmt, HDW ONLY	$137.22
SKBWR24901MP/L/GXX/XX	24x90 Unpwrd, Sngl-Sided Wksf, W/ Mdsty, Lft Grmt, HDW ONLY	$137.22
SKBWR24901MP/LCR/GXX/XX	24x90 Unpwrd, Sngl-Sided Wksf, W/ Mdsty, LCR Grmt, HDW ONLY	$142.54
SKBWR24901MP/LR/GXX/XX	24x90 Unpwrd, Sngl-Sided Wksf, W/ Mdsty, L&R Grmt, HDW ONLY	$139.88
SKBWR24901MP/N/XX	24x90 Unpwrd, Sngl-Sided Wksf, W/ Mdsty, No Grmt, HDW ONLY	$134.56
SKBWR24901MP/R/GXX/XX	24x90 Unpwrd, Sngl-Sided Wksf, W/ Mdsty, Rgt Grmt, HDW ONLY	$137.22
SKBWR24901NM/C/GXX	24x90 Unpwrd, Sngl-Sided Wksf, No Mdsty, Cntr Grmt, HDW ONLY	$2.66
SKBWR24901NM/L/GXX	24x90 Unpwrd, Sngl-Sided Wksf, No Mdsty, Lft Grmt, HDW ONLY	$2.66
SKBWR24901NM/LCR/GXX	24x90 Unpwrd, Sngl-Sided Wksf, No Mdsty, LCR Grmt, HDW ONLY	$7.98
SKBWR24901NM/LR/GXX	24x90 Unpwrd, Sngl-Sided Wksf, No Mdsty, L&R Grmt, HDW ONLY	$5.32
SKBWR24901NM/R/GXX	24x90 Unpwrd, Sngl-Sided Wksf, No Mdsty, Rgt Grmt, HDW ONLY	$2.66
SKBWR24961MP/C/GXX/XX	24x96 Unpwrd, Sngl-Sided Wksf, W/ Mdsty, Cntr Grmt, HDW ONLY	$140.72
SKBWR24961MP/L/GXX/XX	24x96 Unpwrd, Sngl-Sided Wksf, W/ Mdsty, Lft Grmt, HDW ONLY	$140.72
SKBWR24961MP/LCR/GXX/XX	24x96 Unpwrd, Sngl-Sided Wksf, W/ Mdsty, LCR Grmt, HDW ONLY	$146.04
SKBWR24961MP/LR/GXX/XX	24x96 Unpwrd, Sngl-Sided Wksf, W/ Mdsty, L&R Grmt, HDW ONLY	$143.38
SKBWR24961MP/N/XX	24x96 Unpwrd, Sngl-Sided Wksf, W/ Mdsty, No Grmt, HDW ONLY	$138.06
SKBWR24961MP/R/GXX/XX	24x96 Unpwrd, Sngl-Sided Wksf, W/ Mdsty, Rgt Grmt, HDW ONLY	$140.72
SKBWR24961MP/R/GXX	24x96 Unpwrd, Sngl-Sided Wksf, No Mdsty, Cntr Grmt, HDW ONLY	$2.66
SKBWR24961NM/L/GXX	24x96 Unpwrd, Sngl-Sided Wksf, No Mdsty, Lft Grmt, HDW ONLY	$2.66
SKBWR24961NM/LCR/GXX	24x96 Unpwrd, Sngl-Sided Wksf, No Mdsty, LCR Grmt, HDW ONLY	$7.98
SKBWR24961NM/LR/GXX	24x96 Unpwrd, Sngl-Sided Wksf, No Mdsty, L&R Grmt, HDW ONLY	$5.32
SKBWR24961NM/R/GXX	24x96 Unpwrd, Sngl-Sided Wksf, No Mdsty, Rgt Grmt, HDW ONLY	$2.66
SKBWR30361MP/C/GXX/XX	30x36 Unpwrd, Sngl-Sided Wksf, W/ Mdsty, Cntr Grmt, HDW ONLY	$75.20
SKBWR30361MP/N/XX	30x36 Unpwrd, Sngl-Sided Wksf, W/ Mdsty, No Grmt, HDW ONLY	$72.54
SKBWR30361NM/C/GXX	30x36 Unpwrd, Sngl-Sided Wksf, No Mdsty, Cntr Grmt, HDW ONLY	$2.66
SKBWR30421MP/C/GXX/XX	30x42 Unpwrd, Sngl-Sided Wksf, W/ Mdsty, Cntr Grmt, HDW ONLY	$82.22
SKBWR30421MP/N/XX	30x42 Unpwrd, Sngl-Sided Wksf, W/ Mdsty, No Grmt, HDW ONLY	$79.56
SKBWR30421NM/C/GXX	30x42 Unpwrd, Sngl-Sided Wksf, No Mdsty, Cntr Grmt, HDW ONLY	$2.66
SKBWR30481MP/C/GXX/XX	30x48 Unpwrd, Sngl-Sided Wksf, W/ Mdsty, Cntr Grmt, HDW ONLY	$93.93
SKBWR30481MP/N/XX	30x48 Unpwrd, Sngl-Sided Wksf, W/ Mdsty, No Grmt, HDW ONLY	$91.27
SKBWR30481NM/C/GXX	30x48 Unpwrd, Sngl-Sided Wksf, No Mdsty, Cntr Grmt, HDW ONLY	$2.66
SKBWR30541MP/C/GXX/XX	30x54 Unpwrd, Sngl-Sided Wksf, W/ Mdsty, Cntr Grmt, HDW ONLY	$100.94
SKBWR30541MP/N/XX	30x54 Unpwrd, Sngl-Sided Wksf, W/ Mdsty, No Grmt, HDW ONLY	$98.28
SKBWR30541NM/C/GXX	30x54 Unpwrd, Sngl-Sided Wksf, No Mdsty, Cntr Grmt, HDW ONLY	$2.66
SKBWR30601MP/C/GXX/XX	30x60 Unpwrd, Sngl-Sided Wksf, W/ Mdsty, Cntr Grmt, HDW ONLY	$111.49
SKBWR30601MP/L/GXX/XX	30x60 Unpwrd, Sngl-Sided Wksf, W/ Mdsty, Lft Grmt, HDW ONLY	$111.49
SKBWR30601MP/LR/GXX/XX	30x60 Unpwrd, Sngl-Sided Wksf, W/ Mdsty, L&R Grmt, HDW ONLY	$114.15
SKBWR30601MP/N/XX	30x60 Unpwrd, Sngl-Sided Wksf, W/ Mdsty, No Grmt, HDW ONLY	$108.83
SKBWR30601MP/R/GXX/XX	30x60 Unpwrd, Sngl-Sided Wksf, W/ Mdsty, Rgt Grmt, HDW ONLY	$111.49
SKBWR30601NM/C/GXX	30x60 Unpwrd, Sngl-Sided Wksf, No Mdsty, Cntr Grmt, HDW ONLY	$2.66
SKBWR30601NM/L/GXX	30x60 Unpwrd, Sngl-Sided Wksf, No Mdsty, Lft Grmt, HDW ONLY	$2.66
SKBWR30601NM/LR/GXX	30x60 Unpwrd, Sngl-Sided Wksf, No Mdsty, L&R Grmt, HDW ONLY	$5.32
SKBWR30601NM/R/GXX	30x60 Unpwrd, Sngl-Sided Wksf, No Mdsty, Rgt Grmt, HDW ONLY	$2.66

NEW YORK STYLELINKS MODEL PRICE LIST

Date: 8/2/2022

SKBWR30641MP/C/GXX/XX	30x64 Unpwrd, Sngl-Sided Wksf, W/ Mdsty, Cntr Grmt, HDW ONLY	$119.68
SKBWR30641MP/L/GXX/XX	30x64 Unpwrd, Sngl-Sided Wksf, W/ Mdsty, Lft Grmt, HDW ONLY	$119.68
SKBWR30641MP/LR/GXX/XX	30x64 Unpwrd, Sngl-Sided Wksf, W/ Mdsty, L&R Grmt, HDW ONLY	$122.34
SKBWR30641MP/N/XX	30x64 Unpwrd, Sngl-Sided Wksf, W/ Mdsty, No Grmt, HDW ONLY	$117.02
SKBWR30641MP/R/GXX	30x64 Unpwrd, Sngl-Sided Wksf, W/ Mdsty, Rgt Grmt, HDW ONLY	$119.68
SKBWR30641NM/C/GXX	30x64 Unpwrd, Sngl-Sided Wksf, No Mdsty, Cntr Grmt, HDW ONLY	$2.66
SKBWR30641NM/L/GXX	30x64 Unpwrd, Sngl-Sided Wksf, No Mdsty, Lft Grmt, HDW ONLY	$2.66
SKBWR30641NM/LR/GXX	30x64 Unpwrd, Sngl-Sided Wksf, No Mdsty, L&R Grmt, HDW ONLY	$5.32
SKBWR30641NM/R/GXX	30x64 Unpwrd, Sngl-Sided Wksf, No Mdsty, Rgt Grmt, HDW ONLY	$2.66
SKBWR30661MP/C/GXX/XX	30x66 Unpwrd, Sngl-Sided Wksf, W/ Mdsty, Cntr Grmt, HDW ONLY	$122.02
SKBWR30661MP/L/GXX/XX	30x66 Unpwrd, Sngl-Sided Wksf, W/ Mdsty, Lft Grmt, HDW ONLY	$122.02
SKBWR30661MP/LR/GXX/XX	30x66 Unpwrd, Sngl-Sided Wksf, W/ Mdsty, L&R Grmt, HDW ONLY	$124.68
SKBWR30661MP/N/XX	30x66 Unpwrd, Sngl-Sided Wksf, W/ Mdsty, No Grmt, HDW ONLY	$119.36
SKBWR30661MP/R/GXX/XX	30x66 Unpwrd, Sngl-Sided Wksf, W/ Mdsty, Rgt Grmt, HDW ONLY	$122.02
SKBWR30661NM/C/GXX	30x66 Unpwrd, Sngl-Sided Wksf, No Mdsty, Cntr Grmt, HDW ONLY	$2.66
SKBWR30661NM/L/GXX	30x66 Unpwrd, Sngl-Sided Wksf, No Mdsty, Lft Grmt, HDW ONLY	$2.66
SKBWR30661NM/LR/GXX	30x66 Unpwrd, Sngl-Sided Wksf, No Mdsty, L&R Grmt, HDW ONLY	$5.32
SKBWR30661NM/R/GXX	30x66 Unpwrd, Sngl-Sided Wksf, No Mdsty, Rgt Grmt, HDW ONLY	$2.66
SKBWR30721MP/C/GXX/XX	30x72 Unpwrd, Sngl-Sided Wksf, W/ Mdsty, Cntr Grmt, HDW ONLY	$125.52
SKBWR30721MP/L/GXX/XX	30x72 Unpwrd, Sngl-Sided Wksf, W/ Mdsty, Lft Grmt, HDW ONLY	$125.52
SKBWR30721MP/LR/GXX/XX	30x72 Unpwrd, Sngl-Sided Wksf, W/ Mdsty, L&R Grmt, HDW ONLY	$128.18
SKBWR30721MP/N/XX	30x72 Unpwrd, Sngl-Sided Wksf, W/ Mdsty, No Grmt, HDW ONLY	$122.86
SKBWR30721MP/R/GXX/XX	30x72 Unpwrd, Sngl-Sided Wksf, W/ Mdsty, Rgt Grmt, HDW ONLY	$125.52
SKBWR30721NM/C/GXX	30x72 Unpwrd, Sngl-Sided Wksf, No Mdsty, Cntr Grmt, HDW ONLY	$2.66
SKBWR30721NM/L/GXX	30x72 Unpwrd, Sngl-Sided Wksf, No Mdsty, Lft Grmt, HDW ONLY	$2.66
SKBWR30721NM/LR/GXX	30x72 Unpwrd, Sngl-Sided Wksf, No Mdsty, L&R Grmt, HDW ONLY	$5.32
SKBWR30721NM/R/GXX	30x72 Unpwrd, Sngl-Sided Wksf, No Mdsty, Rgt Grmt, HDW ONLY	$2.66
SKBWR30781MP/C/GXX/XX	30x78 Unpwrd, Sngl-Sided Wksf, W/ Mdsty, Cntr Grmt, HDW ONLY	$130.20
SKBWR30781MP/L/GXX/XX	30x78 Unpwrd, Sngl-Sided Wksf, W/ Mdsty, Lft Grmt, HDW ONLY	$130.20
SKBWR30781MP/LR/GXX/XX	30x78 Unpwrd, Sngl-Sided Wksf, W/ Mdsty, L&R Grmt, HDW ONLY	$132.86
SKBWR30781MP/N/XX	30x78 Unpwrd, Sngl-Sided Wksf, W/ Mdsty, No Grmt, HDW ONLY	$127.54
SKBWR30781MP/R/GXX/XX	30x78 Unpwrd, Sngl-Sided Wksf, W/ Mdsty, Rgt Grmt, HDW ONLY	$130.20
SKBWR30781NM/C/GXX	30x78 Unpwrd, Sngl-Sided Wksf, No Mdsty, Cntr Grmt, HDW ONLY	$2.66
SKBWR30781NM/L/GXX	30x78 Unpwrd, Sngl-Sided Wksf, No Mdsty, Lft Grmt, HDW ONLY	$2.66
SKBWR30781NM/LR/GXX	30x78 Unpwrd, Sngl-Sided Wksf, No Mdsty, L&R Grmt, HDW ONLY	$5.32
SKBWR30781NM/R/GXX	30x78 Unpwrd, Sngl-Sided Wksf, No Mdsty, Rgt Grmt, HDW ONLY	$2.66
SKBWR30841MP/C/GXX/XX	30x84 Unpwrd, Sngl-Sided Wksf, W/ Mdsty, Cntr Grmt, HDW ONLY	$133.71
SKBWR30841MP/L/GXX/XX	30x84 Unpwrd, Sngl-Sided Wksf, W/ Mdsty, Lft Grmt, HDW ONLY	$133.71
SKBWR30841MP/LR/GXX/XX	30x84 Unpwrd, Sngl-Sided Wksf, W/ Mdsty, L&R Grmt, HDW ONLY	$136.37
SKBWR30841MP/N/XX	30x84 Unpwrd, Sngl-Sided Wksf, W/ Mdsty, No Grmt, HDW ONLY	$131.05
SKBWR30841MP/R/GXX/XX	30x84 Unpwrd, Sngl-Sided Wksf, W/ Mdsty, Rgt Grmt, HDW ONLY	$133.71
SKBWR30841NM/C/GXX	30x84 Unpwrd, Sngl-Sided Wksf, No Mdsty, Cntr Grmt, HDW ONLY	$2.66
SKBWR30841NM/L/GXX	30x84 Unpwrd, Sngl-Sided Wksf, No Mdsty, Lft Grmt, HDW ONLY	$2.66
SKBWR30841NM/LR/GXX	30x84 Unpwrd, Sngl-Sided Wksf, No Mdsty, L&R Grmt, HDW ONLY	$5.32
SKBWR30841NM/R/GXX	30x84 Unpwrd, Sngl-Sided Wksf, No Mdsty, Rgt Grmt, HDW ONLY	$2.66
SKBWR30901MP/C/GXX/XX	30x90 Unpwrd, Sngl-Sided Wksf, W/ Mdsty, Cntr Grmt, HDW ONLY	$137.22
SKBWR30901MP/L/GXX/XX	30x90 Unpwrd, Sngl-Sided Wksf, W/ Mdsty, Lft Grmt, HDW ONLY	$137.22
SKBWR30901MP/LCR/GXX/XX	30x90 Unpwrd, Sngl-Sided Wksf, W/ Mdsty, LCR Grmt, HDW ONLY	$142.54
SKBWR30901MP/LR/GXX/XX	30x90 Unpwrd, Sngl-Sided Wksf, W/ Mdsty, L&R Grmt, HDW ONLY	$139.88
SKBWR30901MP/N/XX	30x90 Unpwrd, Sngl-Sided Wksf, W/ Mdsty, No Grmt, HDW ONLY	$134.56
SKBWR30901MP/R/GXX/XX	30x90 Unpwrd, Sngl-Sided Wksf, W/ Mdsty, Rgt Grmt, HDW ONLY	$137.22
SKBWR30901NM/C/GXX	30x90 Unpwrd, Sngl-Sided Wksf, No Mdsty, Cntr Grmt, HDW ONLY	$2.66
SKBWR30901NM/L/GXX	30x90 Unpwrd, Sngl-Sided Wksf, No Mdsty, Lft Grmt, HDW ONLY	$2.66
SKBWR30901NM/LCR/GXX	30x90 Unpwrd, Sngl-Sided Wksf, No Mdsty, LCR Grmt, HDW ONLY	$7.98
SKBWR30901NM/LR/GXX	30x90 Unpwrd, Sngl-Sided Wksf, No Mdsty, L&R Grmt, HDW ONLY	$5.32
SKBWR30901NM/R/GXX	30x90 Unpwrd, Sngl-Sided Wksf, No Mdsty, Rgt Grmt, HDW ONLY	$2.66
SKBWR30961MP/C/GXX/XX	30x96 Unpwrd, Sngl-Sided Wksf, W/ Mdsty, Cntr Grmt, HDW ONLY	$140.72
SKBWR30961MP/L/GXX/XX	30x96 Unpwrd, Sngl-Sided Wksf, W/ Mdsty, Lft Grmt, HDW ONLY	$140.72

SKBWR30961MP/LCR/GXX	30x96 Unpwrd, Sngl-Sided Wksf, W/ Mdsty, LCR Grmt, HDW ONLY	$146.04
SKBWR30961MP/LR/GXX/XX	30x96 Unpwrd, Sngl-Sided Wksf, W/ Mdsty, L&R Grmt, HDW ONLY	$143.38
SKBWR30961MP/N/XX	30x96 Unpwrd, Sngl-Sided Wksf, W/ Mdsty, No Grmt, HDW ONLY	$138.06
SKBWR30961MP/R/GXX/XX	30x96 Unpwrd, Sngl-Sided Wksf, W/ Mdsty, Rgt Grmt, HDW ONLY	$140.72
SKBWR30961NM/C/GXX	30x96 Unpwrd, Sngl-Sided Wksf, No Mdsty, Cntr Grmt, HDW ONLY	$2.66
SKBWR30961NM/L/GXX	30x96 Unpwrd, Sngl-Sided Wksf, No Mdsty, Lft Grmt, HDW ONLY	$2.66
SKBWR30961NM/LCR/GXX	30x96 Unpwrd, Sngl-Sided Wksf, No Mdsty, LCR Grmt, HDW ONLY	$7.98
SKBWR30961NM/LR/GXX	30x96 Unpwrd, Sngl-Sided Wksf, No Mdsty, L&R Grmt, HDW ONLY	$5.32
SKBWR30961NM/R/GXX	30x96 Unpwrd, Sngl-Sided Wksf, No Mdsty, Rgt Grmt, HDW ONLY	$2.66

Model Number	Description	Price
SKBWR24362/C/GXX/XX	24x36 Unpwrd Dual-Sided Wksf, Cntr Grmt, HDW ONLY	$60.81
SKBWR24362/N/XX	24x36 Unpwrd Dual-Sided Wksf, No Grmt, HDW ONLY	$55.49
SKBWR24422/C/GXX/XX	24x42 Unpwrd Dual-Sided Wksf, Cntr Grmt, HDW ONLY	$66.87
SKBWR24422/N/XX	24x42 Unpwrd Dual-Sided Wksf, No Grmt, HDW ONLY	$61.55
SKBWR24482/C/GXX/XX	24x48 Unpwrd Dual-Sided Wksf, Cntr Grmt, HDW ONLY	$73.93
SKBWR24482/N/XX	24x48 Unpwrd Dual-Sided Wksf, No Grmt, HDW ONLY	$68.61
SKBWR24542/C/GXX/XX	24x54 Unpwrd Dual-Sided Wksf, Cntr Grmt, HDW ONLY	$76.27
SKBWR24542/N/XX	24x54 Unpwrd Dual-Sided Wksf, No Grmt, HDW ONLY	$70.95
SKBWR24602/C/GXX/XX	24x60 Unpwrd Dual-Sided Wksf, Cntr Grmt, HDW ONLY	$78.61
SKBWR24602/LR/GXX/XX	24x60 Unpwrd Dual-Sided Wksf, L&R Grmt, HDW ONLY	$83.93
SKBWR24602/N/XX	24x60 Unpwrd Dual-Sided Wksf, No Grmt, HDW ONLY	$73.29
SKBWR24642/C/GXX/XX	24x64 Unpwrd Dual-Sided Wksf, Cntr Grmt, HDW ONLY	$80.95
SKBWR24642/LR/GXX/XX	24x64 Unpwrd Dual-Sided Wksf, L&R Grmt, HDW ONLY	$86.27
SKBWR24642/N/XX	24x64 Unpwrd Dual-Sided Wksf, No Grmt, HDW ONLY	$75.63
SKBWR24662/C/GXX/XX	24x66 Unpwrd Dual-Sided Wksf, Cntr Grmt, HDW ONLY	$80.95
SKBWR24662/LR/GXX/XX	24x66 Unpwrd Dual-Sided Wksf, L&R Grmt, HDW ONLY	$86.27
SKBWR24662/N/XX	24x66 Unpwrd Dual-Sided Wksf, No Grmt, HDW ONLY	$75.63
SKBWR24722/C/GXX/XX	24x72 Unpwrd Dual-Sided Wksf, Cntr Grmt, HDW ONLY	$86.83
SKBWR24722/LR/GXX/XX	24x72 Unpwrd Dual-Sided Wksf, L&R Grmt, HDW ONLY	$92.15
SKBWR24722/N/XX	24x72 Unpwrd Dual-Sided Wksf, No Grmt, HDW ONLY	$81.51
SKBWR24782/C/GXX/XX	24x78 Unpwrd Dual-Sided Wksf, Cntr Grmt, HDW ONLY	$122.36
SKBWR24782/LR/GXX/XX	24x78 Unpwrd Dual-Sided Wksf, L&R Grmt, HDW ONLY	$127.68
SKBWR24782/N/XX	24x78 Unpwrd Dual-Sided Wksf, No Grmt, HDW ONLY	$117.04
SKBWR24842/C/GXX/XX	24x84 Unpwrd Dual-Sided Wksf, Cntr Grmt, HDW ONLY	$128.42
SKBWR24842/LR/GXX/XX	24x84 Unpwrd Dual-Sided Wksf, L&R Grmt, HDW ONLY	$133.74
SKBWR24842/N/XX	24x84 Unpwrd Dual-Sided Wksf, No Grmt, HDW ONLY	$123.10
SKBWR24902/C/GXX/XX	24x90 Unpwrd Dual-Sided Wksf, Cntr Grmt, HDW ONLY	$135.48
SKBWR24902/LCR/GXX/XX	24x90 Unpwrd Dual-Sided Wksf, LCR Grmt, HDW ONLY	$146.12
SKBWR24902/LR/GXX/XX	24x90 Unpwrd Dual-Sided Wksf, L&R Grmt, HDW ONLY	$140.80
SKBWR24902/N/XX	24x90 Unpwrd Dual-Sided Wksf, No Grmt, HDW ONLY	$130.16
SKBWR24962/C/GXX/XX	24x96 Unpwrd Dual-Sided Wksf, Cntr Grmt, HDW ONLY	$142.54
SKBWR24962/LCR/GXX/XX	24x96 Unpwrd Dual-Sided Wksf, LCR Grmt, HDW ONLY	$153.18
SKBWR24962/LR/GXX/XX	24x96 Unpwrd Dual-Sided Wksf, L&R Grmt, HDW ONLY	$147.86
SKBWR24962/N/XX	24x96 Unpwrd Dual-Sided Wksf, No Grmt, HDW ONLY	$137.22
SKBWR30362/C/GXX/XX	30x36 Unpwrd Dual-Sided Wksf, Cntr Grmt, HDW ONLY	$60.81
SKBWR30362/N/XX	30x36 Unpwrd Dual-Sided Wksf, No Grmt, HDW ONLY	$55.49
SKBWR30422/C/GXX/XX	30x42 Unpwrd Dual-Sided Wksf, Cntr Grmt, HDW ONLY	$66.87
SKBWR30422/N/XX	30x42 Unpwrd Dual-Sided Wksf, No Grmt, HDW ONLY	$61.55
SKBWR30482/C/GXX/XX	30x48 Unpwrd Dual-Sided Wksf, Cntr Grmt, HDW ONLY	$73.93
SKBWR30482/N/XX	30x48 Unpwrd Dual-Sided Wksf, No Grmt, HDW ONLY	$68.61
SKBWR30542/C/GXX/XX	30x54 Unpwrd Dual-Sided Wksf, Cntr Grmt, HDW ONLY	$76.27
SKBWR30542/N/XX	30x54 Unpwrd Dual-Sided Wksf, No Grmt, HDW ONLY	$70.95
SKBWR30602/C/GXX/XX	30x60 Unpwrd Dual-Sided Wksf, Cntr Grmt, HDW ONLY	$78.61
SKBWR30602/LR/GXX/XX	30x60 Unpwrd Dual-Sided Wksf, L&R Grmt, HDW ONLY	$83.93

SKBWR30602/N/XX	30x60 Unpwrd Dual-Sided Wksf, No Grmt, HDW ONLY	$73.29
SKBWR30642/C/GXX/XX	30x64 Unpwrd Dual-Sided Wksf, Cntr Grmt, HDW ONLY	$80.95
SKBWR30642/LR/GXX/XX	30x64 Unpwrd Dual-Sided Wksf, L&R Grmt, HDW ONLY	$86.27
SKBWR30642/N/XX	30x64 Unpwrd Dual-Sided Wksf, No Grmt, HDW ONLY	$75.63
SKBWR30662/C/GXX/XX	30x66 Unpwrd Dual-Sided Wksf, Cntr Grmt, HDW ONLY	$80.95
SKBWR30662/LR/GXX/XX	30x66 Unpwrd Dual-Sided Wksf, L&R Grmt, HDW ONLY	$86.27
SKBWR30662/N/XX	30x66 Unpwrd Dual-Sided Wksf, No Grmt, HDW ONLY	$75.63
SKBWR30722/C/GXX/XX	30x72 Unpwrd Dual-Sided Wksf, Cntr Grmt, HDW ONLY	$86.83
SKBWR30722/LR/GXX/XX	30x72 Unpwrd Dual-Sided Wksf, L&R Grmt, HDW ONLY	$92.15
SKBWR30722/N/XX	30x72 Unpwrd Dual-Sided Wksf, No Grmt, HDW ONLY	$81.51
SKBWR30782/C/GXX/XX	30x78 Unpwrd Dual-Sided Wksf, Cntr Grmt, HDW ONLY	$122.36
SKBWR30782/LR/GXX/XX	30x78 Unpwrd Dual-Sided Wksf, L&R Grmt, HDW ONLY	$127.68
SKBWR30782/N/XX	30x78 Unpwrd Dual-Sided Wksf, No Grmt, HDW ONLY	$117.04
SKBWR30842/C/GXX/XX	30x84 Unpwrd Dual-Sided Wksf, Cntr Grmt, HDW ONLY	$128.42
SKBWR30842/LR/GXX/XX	30x84 Unpwrd Dual-Sided Wksf, L&R Grmt, HDW ONLY	$133.74
SKBWR30842/N/XX	30x84 Unpwrd Dual-Sided Wksf, No Grmt, HDW ONLY	$123.10
SKBWR30902/C/GXX/XX	30x90 Unpwrd Dual-Sided Wksf, Cntr Grmt, HDW ONLY	$135.48
SKBWR30902/LCR/GXX/XX	30x90 Unpwrd Dual-Sided Wksf, LCR Grmt, HDW ONLY	$146.12
SKBWR30902/LR/GXX/XX	30x90 Unpwrd Dual-Sided Wksf, L&R Grmt, HDW ONLY	$140.80
SKBWR30902/N/XX	30x90 Unpwrd Dual-Sided Wksf, No Grmt, HDW ONLY	$130.16
SKBWR30962/C/GXX/XX	30x96 Unpwrd Dual-Sided Wksf, Cntr Grmt, HDW ONLY	$142.54
SKBWR30962/LCR/GXX/XX	30x96 Unpwrd Dual-Sided Wksf, LCR Grmt, HDW ONLY	$153.18
SKBWR30962/LR/GXX/XX	30x96 Unpwrd Dual-Sided Wksf, L&R Grmt, HDW ONLY	$147.86
SKBWR30962/N/XX	30x96 Unpwrd Dual-Sided Wksf, No Grmt, HDW ONLY	$137.22

Model Number	Description	Price
SKBWEC24486024/L/GXX	24x48x60x24 Extended Corner Wksf, Left Grmt, HDW ONLY	$2.66
SKBWEC24486024/LR/GXX	24x48x60x24 Extended Corner Wksf, Left & Right Grmt, HDW ONLY	$5.32
SKBWEC24486024/R/GXX	24x48x60x24 Extended Corner Wksf, Right Grmt, HDW ONLY	$2.66
SKBWEC24487224/L/GXX	24x48x72x24 Extended Corner Wksf, Left Grmt, HDW ONLY	$2.66
SKBWEC24487224/LR/GXX	24x48x72x24 Extended Corner Wksf, Left & Right Grmt, HDW ONLY	$5.32
SKBWEC24487224/R/GXX	24x48x72x24 Extended Corner Wksf, Right Grmt, HDW ONLY	$2.66
SKBWEC24604824/L/GXX	24x60x48x24 Extended Corner Wksf, Left Grmt, HDW ONLY	$2.66
SKBWEC24604824/LR/GXX	24x60x48x24 Extended Corner Wksf, Left & Right Grmt, HDW ONLY	$5.32
SKBWEC24604824/R/GXX	24x60x48x24 Extended Corner Wksf, Right Grmt, HDW ONLY	$2.66
SKBWEC24724824/L/GXX	24x72x48x24 Extended Corner Wksf, Left Grmt, HDW ONLY	$2.66
SKBWEC24724824/LR/GXX	24x72x48x24 Extended Corner Wksf, Left & Right Grmt, HDW ONLY	$5.32
SKBWEC24724824/R/GXX	24x72x48x24 Extended Corner Wksf, Right Grmt, HDW ONLY	$2.66
SKBWEC30487230/L/GXX	30x48x72x30 Extended Corner Wksf, Left Grmt, HDW ONLY	$2.66
SKBWEC30487230/LR/GXX	30x48x72x30 Extended Corner Wksf, Left & Right Grmt, HDW ONLY	$5.32
SKBWEC30487230/R/GXX	30x48x72x30 Extended Corner Wksf, Right Grmt, HDW ONLY	$2.66
SKBWEC30724830/L/GXX	30x72x48x30 Extended Corner Wksf, Left Grmt, HDW ONLY	$2.66
SKBWEC30724830/LR/GXX	30x72x48x30 Extended Corner Wksf, Left & Right Grmt, HDW ONLY	$5.32
SKBWEC30724830/R/GXX	30x72x48x30 Extended Corner Wksf, Right Grmt, HDW ONLY	$2.66

Model Number	Description	Price
SKBWR24241/C/GXX	24x24 Adjoining Wksf, Cntr Grmt, HDW ONLY	$6.94
SKBWR24241/L/GXX	24x24 Adjoining Wksf, Lft Grmt, HDW ONLY	$6.94
SKBWR24241/LR/GXX	24x24 Adjoining Wksf, Lft & Rgt Grmt, HDW ONLY	$9.60
SKBWR24241/N	24x24 Adjoining Wksf, No Grmt, HDW ONLY	$4.28
SKBWR24241/R/GXX	24x24 Adjoining Wksf, Rgt Grmt, HDW ONLY	$6.94
SKBWR24301/C/GXX	24x30 Adjoining Wksf, Cntr Grmt, HDW ONLY	$6.94

SKBWR24301/L/GXX	24x30 Adjoining Wksf, Lft Grmt, HDW ONLY	$6.94
SKBWR24301/LR/GXX	24x30 Adjoining Wksf, Lft & Rgt Grmt, HDW ONLY	$9.60
SKBWR24301/N	24x30 Adjoining Wksf, No Grmt, HDW ONLY	$4.28
SKBWR24301/R/GXX	24x30 Adjoining Wksf, Rgt Grmt, HDW ONLY	$6.94
SKBWR24361/C/GXX	24x36 Adjoining Wksf, Cntr Grmt, HDW ONLY	$6.94
SKBWR24361/L/GXX	24x36 Adjoining Wksf, Lft Grmt, HDW ONLY	$6.94
SKBWR24361/LR/GXX	24x36 Adjoining Wksf, Lft & Rgt Grmt, HDW ONLY	$9.60
SKBWR24361/N	24x36 Adjoining Wksf, No Grmt, HDW ONLY	$4.28
SKBWR24361/R/GXX	24x36 Adjoining Wksf, Rgt Grmt, HDW ONLY	$6.94
SKBWR24421/C/GXX	24x42 Adjoining Wksf, Cntr Grmt, HDW ONLY	$6.94
SKBWR24421/L/GXX	24x42 Adjoining Wksf, Lft Grmt, HDW ONLY	$6.94
SKBWR24421/LR/GXX	24x42 Adjoining Wksf, Lft & Rgt Grmt, HDW ONLY	$9.60
SKBWR24421/N	24x42 Adjoining Wksf, No Grmt, HDW ONLY	$4.28
SKBWR24421/R/GXX	24x42 Adjoining Wksf, Rgt Grmt, HDW ONLY	$6.94
SKBWR24481/C/GXX	24x48 Adjoining Wksf, Cntr Grmt, HDW ONLY	$6.94
SKBWR24481/L/GXX	24x48 Adjoining Wksf, Lft Grmt, HDW ONLY	$6.94
SKBWR24481/LR/GXX	24x48 Adjoining Wksf, Lft & Rgt Grmt, HDW ONLY	$9.60
SKBWR24481/N	24x48 Adjoining Wksf, No Grmt, HDW ONLY	$4.28
SKBWR24481/R/GXX	24x48 Adjoining Wksf, Rgt Grmt, HDW ONLY	$6.94
SKBWR24541/C/GXX	24x54 Adjoining Wksf, Cntr Grmt, HDW ONLY	$6.94
SKBWR24541/L/GXX	24x54 Adjoining Wksf, Lft Grmt, HDW ONLY	$6.94
SKBWR24541/LR/GXX	24x54 Adjoining Wksf, Lft & Rgt Grmt, HDW ONLY	$9.60
SKBWR24541/N	24x54 Adjoining Wksf, No Grmt, HDW ONLY	$4.28
SKBWR24541/R/GXX	24x54 Adjoining Wksf, Rgt Grmt, HDW ONLY	$6.94
SKBWR24601/C/GXX	24x60 Adjoining Wksf, Cntr Grmt, HDW ONLY	$6.94
SKBWR24601/L/GXX	24x60 Adjoining Wksf, Lft Grmt, HDW ONLY	$6.94
SKBWR24601/LR/GXX	24x60 Adjoining Wksf, Lft & Rgt Grmt, HDW ONLY	$9.60
SKBWR24601/N	24x60 Adjoining Wksf, No Grmt, HDW ONLY	$4.28
SKBWR24601/R/GXX	24x60 Adjoining Wksf, Rgt Grmt, HDW ONLY	$6.94
SKBWR24661/C/GXX	24x66 Adjoining Wksf, Cntr Grmt, HDW ONLY	$6.94
SKBWR24661/L/GXX	24x66 Adjoining Wksf, Lft Grmt, HDW ONLY	$6.94
SKBWR24661/LR/GXX	24x66 Adjoining Wksf, Lft & Rgt Grmt, HDW ONLY	$9.60
SKBWR24661/N	24x66 Adjoining Wksf, No Grmt, HDW ONLY	$4.28
SKBWR24661/R/GXX	24x66 Adjoining Wksf, Rgt Grmt, HDW ONLY	$6.94
SKBWR24721/C/GXX	24x72 Adjoining Wksf, Cntr Grmt, HDW ONLY	$6.94
SKBWR24721/L/GXX	24x72 Adjoining Wksf, Lft Grmt, HDW ONLY	$6.94
SKBWR24721/LR/GXX	24x72 Adjoining Wksf, Lft & Rgt Grmt, HDW ONLY	$9.60
SKBWR24721/N	24x72 Adjoining Wksf, No Grmt, HDW ONLY	$4.28
SKBWR24721/R/GXX	24x72 Adjoining Wksf, Rgt Grmt, HDW ONLY	$6.94
SKBWR30241/C/GXX	30x24 Adjoining Worksurjace, Cntr Grmt, HDW ONLY	$6.94
SKBWR30241/L/GXX	30x24 Adjoining Worksurjace, Lft Grmt, HDW ONLY	$6.94
SKBWR30241/LR/GXX	30x24 Adjoining Worksurjace, L&R Grmt, HDW ONLY	$9.60
SKBWR30241/N	30x24 Adjoining Worksurjace, No Grmt, HDW ONLY	$4.28
SKBWR30241/R/GXX	30x24 Adjoining Worksurjace, Rgt Grmt, HDW ONLY	$6.94
SKBWR30301/C/GXX	30x30 Adjoining Wksf, Cntr Grmt, HDW ONLY	$6.94
SKBWR30301/L/GXX	30x30 Adjoining Wksf, Lft Grmt, HDW ONLY	$6.94
SKBWR30301/LR/GXX	30x30 Adjoining Wksf, Lft & Rgt Grmt, HDW ONLY	$9.60
SKBWR30301/N	30x30 Adjoining Wksf, No Grmt, HDW ONLY	$4.28
SKBWR30301/R/GXX	30x30 Adjoining Wksf, Rgt Grmt, HDW ONLY	$6.94
SKBWR30361/C/GXX	30x36 Adjoining Wksf, Cntr Grmt, HDW ONLY	$6.94
SKBWR30361/L/GXX	30x36 Adjoining Wksf, Lft Grmt, HDW ONLY	$6.94
SKBWR30361/LR/GXX	30x36 Adjoining Wksf, Lft & Rgt Grmt, HDW ONLY	$9.60
SKBWR30361/N	30x36 Adjoining Wksf, No Grmt, HDW ONLY	$4.28
SKBWR30361/R/GXX	30x36 Adjoining Wksf, Rgt Grmt, HDW ONLY	$6.94
SKBWR30421/C/GXX	30x42 Adjoining Wksf, Cntr Grmt, HDW ONLY	$6.94
SKBWR30421/L/GXX	30x42 Adjoining Wksf, Lft Grmt, HDW ONLY	$6.94
SKBWR30421/LR/GXX	30x42 Adjoining Wksf, Lft & Rgt Grmt, HDW ONLY	$9.60
SKBWR30421/N	30x42 Adjoining Wksf, No Grmt, HDW ONLY	$4.28

SKBWR30421/R/GXX	30x42 Adjoining Wksf, Rgt Grmt, HDW ONLY	$6.94
SKBWR30481/C/GXX	30x48 Adjoining Wksf, Cntr Grmt, HDW ONLY	$6.94
SKBWR30481/L/GXX	30x48 Adjoining Wksf, Lft Grmt, HDW ONLY	$6.94
SKBWR30481/LR/GXX	30x48 Adjoining Wksf, Lft & Rgt Grmt, HDW ONLY	$9.60
SKBWR30481/N	30x48 Adjoining Wksf, No Grmt, HDW ONLY	$4.28
SKBWR30481/R/GXX	30x48 Adjoining Wksf, Rgt Grmt, HDW ONLY	$6.94
SKBWR30541/C/GXX	30x54 Adjoining Wksf, Cntr Grmt, HDW ONLY	$6.94
SKBWR30541/L/GXX	30x54 Adjoining Wksf, Lft Grmt, HDW ONLY	$6.94
SKBWR30541/LR/GXX	30x54 Adjoining Wksf, Lft & Rgt Grmt, HDW ONLY	$9.60
SKBWR30541/N	30x54 Adjoining Wksf, No Grmt, HDW ONLY	$4.28
SKBWR30541/R/GXX	30x54 Adjoining Wksf, Rgt Grmt, HDW ONLY	$6.94
SKBWR30601/C/GXX	30x60 Adjoining Wksf, Cntr Grmt, HDW ONLY	$6.94
SKBWR30601/L/GXX	30x60 Adjoining Wksf, Lft Grmt, HDW ONLY	$6.94
SKBWR30601/LR/GXX	30x60 Adjoining Wksf, Lft & Rgt Grmt, HDW ONLY	$9.60
SKBWR30601/N	30x60 Adjoining Wksf, No Grmt, HDW ONLY	$4.28
SKBWR30601/R/GXX	30x60 Adjoining Wksf, Rgt Grmt, HDW ONLY	$6.94
SKBWR30661/C/GXX	30x66 Adjoining Wksf, Cntr Grmt, HDW ONLY	$6.94
SKBWR30661/L/GXX	30x66 Adjoining Wksf, Lft Grmt, HDW ONLY	$6.94
SKBWR30661/LR/GXX	30x66 Adjoining Wksf, Lft & Rgt Grmt, HDW ONLY	$9.60
SKBWR30661/N	30x66 Adjoining Wksf, No Grmt, HDW ONLY	$4.28
SKBWR30661/R/GXX	30x66 Adjoining Wksf, Rgt Grmt, HDW ONLY	$6.94
SKBWR30721/C/GXX	30x72 Adjoining Wksf, Cntr Grmt, HDW ONLY	$6.94
SKBWR30721/L/GXX	30x72 Adjoining Wksf, Lft Grmt, HDW ONLY	$6.94
SKBWR3072/LR/GXX	30x72 Adjoining Wksf, Lft & Rgt Grmt, HDW ONLY	$9.60
SKBWR30721/N	30x72 Adjoining Wksf, No Grmt, HDW ONLY	$4.28
SKBWR30721/R/GXX	30x72 Adjoining Wksf, Rgt Grmt, HDW ONLY	$6.94

Model Number	Description	Price
SKBWRT2424/C/GXX	24x24 Unpwrd Return Wksf, Cntr Grmt, HDW ONLY	$6.94
SKBWRT2424/N	24x24 Unpwrd Return Wksf, No Grmt, HDW ONLY	$4.28
SKBWRT2430/C/GXX	24x30 Unpwrd Return Wksf, Cntr Grmt, HDW ONLY	$6.94
SKBWRT2430/N	24x30 Unpwrd Return Wksf, No Grmt, HDW ONLY	$4.28
SKBWRT2436/C/GXX	24x36 Unpwrd Return Wksf, Cntr Grmt, HDW ONLY	$6.94
SKBWRT2436/N	24x36 Unpwrd Return Wksf, No Grmt, HDW ONLY	$4.28
SKBWRT2442/C/GXX	24x42 Unpwrd Return Wksf, Cntr Grmt, HDW ONLY	$6.94
SKBWRT2442/N	24x42 Unpwrd Return Wksf, No Grmt, HDW ONLY	$4.28
SKBWRT2448/C/GXX	24x48 Unpwrd Return Wksf, Cntr Grmt, HDW ONLY	$6.94
SKBWRT2448/N	24x48 Unpwrd Return Wksf, No Grmt, HDW ONLY	$4.28
SKBWRT2454/C/GXX	24x54 Unpwrd Return Wksf, Cntr Grmt, HDW ONLY	$6.94
SKBWRT2454/N	24x54 Unpwrd Return Wksf, No Grmt, HDW ONLY	$4.28
SKBWRT3024/C/GXX	30x24 Unpwrd Return Wksf, Cntr Grmt, HDW ONLY	$6.94
SKBWRT3024/N	30x24 Unpwrd Return Wksf, No Grmt, HDW ONLY	$4.28
SKBWRT3030/C/GXX	30x30 Unpwrd Return Wksf, Cntr Grmt, HDW ONLY	$6.94
SKBWRT3030/N	30x30 Unpwrd Return Wksf, No Grmt, HDW ONLY	$4.28
SKBWRT3036/C/GXX	30x36 Unpwrd Return Wksf, Cntr Grmt, HDW ONLY	$6.94
SKBWRT3036/N	30x36 Unpwrd Return Wksf, No Grmt, HDW ONLY	$4.28
SKBWRT3042/C/GXX	30x42 Unpwrd Return Wksf, Cntr Grmt, HDW ONLY	$6.94
SKBWRT3042/N	30x42 Unpwrd Return Wksf, No Grmt, HDW ONLY	$4.28
SKBWRT3048/C/GXX	30x48 Unpwrd Return Wksf, Cntr Grmt, HDW ONLY	$6.94
SKBWRT3048/N	30x48 Unpwrd Return Wksf, No Grmt, HDW ONLY	$4.28
SKBWRT3054/C/GXX	30x54 Unpwrd Return Wksf, Cntr Grmt, HDW ONLY	$6.94
SKBWRT3054/N	30x54 Unpwrd Return Wksf, No Grmt, HDW ONLY	$4.28

NEW YORK STYLELINKS MODEL PRICE LIST

Date: 8/2/2022

Model Number	Description	Price
SKBWP2460/L/GXX	24x60 Unpowered Peninsula Wksf, Left Grmt, HDW ONLY	$6.94
SKBWP2460/N	24x60 Unpowered Peninsula Wksf, No Grmt, HDW ONLY	$4.28
SKBWP2460/R/GXX	24x60 Unpowered Peninsula Wksf, Right Grmt, HDW ONLY	$6.94
SKBWP2466/L//GXX	24x66 Unpowered Peninsula Wksf, Left Grmt, HDW ONLY	$6.94
SKBWP2466/N	24x66 Unpowered Peninsula Wksf, No Grmt, HDW ONLY	$4.28
SKBWP2466/R/GXX	24x66 Unpowered Peninsula Wksf, Right Grmt, HDW ONLY	$6.94
SKBWP2472/L/GXX	24x72 Unpowered Peninsula Wksf, Left Grmt, HDW ONLY	$6.94
SKBWP2472/N	24x72 Unpowered Peninsula Wksf, No Grmt, HDW ONLY	$4.28
SKBWP2472/R/GXX	24x72 Unpowered Peninsula Wksf, Right Grmt, HDW ONLY	$6.94
SKBWP3066/L/GXX	30x66 Unpowered Peninsula Wksf, Left Grmt, HDW ONLY	$6.94
SKBWP3066/N	30x66 Unpowered Peninsula Wksf, No Grmt, HDW ONLY	$4.28
SKBWP3066/R/GXX	30x66 Unpowered Peninsula Wksf, Right Grmt, HDW ONLY	$6.94
SKBWP3072/L/GXX	30x72 Unpowered Peninsula Wksf, Left Grmt, HDW ONLY	$6.94
SKBWP3072/N	30x72 Unpowered Peninsula Wksf, No Grmt, HDW ONLY	$4.28
SKBWP3072/R/GXX	30x72 Unpowered Peninsula Wksf, Right Grmt, HDW ONLY	$6.94

Model Number	Description	Price
SKBWR2436S1MP/C/GXX/XX	24x36 Pwrd SnglSided Wksf,W/Mdsty,SnglHrns, CntrGmt,HDW Only	$145.10
SKBWR2436S1MP/N/XX	24x36 Pwrd SnglSided Wksf,W/Mdsty,SnglHrns, NoGrmt,HDW Only	$142.44
SKBWR2436S1NM/C/GXX/XX	24x36 Pwrd SnglSided Wksf,NoMdsty,SnglHrns, CntrGmt,HDW Only	$82.12
SKBWR2436S1NM/N/XX	24x36 Pwrd SnglSided Wksf,NoMdsty,SnglHrns, NoGrmt,HDW Only	$79.46
SKBWR2442S1MP/C/GXX/XX	24x42 Pwrd SnglSided Wksf,W/Mdsty,SnglHrns, CntrGmt,HDW Only	$154.46
SKBWR2442S1MP/N/XX	24x42 Pwrd SnglSided Wksf,W/Mdsty,SnglHrns, NoGrmt,HDW Only	$151.80
SKBWR2442S1NM/C/GXX/XX	24x42 Pwrd SnglSided Wksf,NoMdsty,SnglHrns, CntrGmt,HDW Only	$84.46
SKBWR2442S1NM/N/XX	24x42 Pwrd SnglSided Wksf,NoMdsty,SnglHrns, NoGrmt,HDW Only	$81.80
SKBWR2448S1MP/C/GXX/XX	24x48 Pwrd SnglSided Wksf,W/Mdsty,SnglHrns, CntrGmt,HDW Only	$171.42
SKBWR2448S1MP/N/XX	24x48 Pwrd SnglSided Wksf,W/Mdsty,SnglHrns, NoGrmt,HDW Only	$168.76
SKBWR2448S1NM/C/GXX/XX	24x48 Pwrd SnglSided Wksf,NoMdsty,SnglHrns, CntrGmt,HDW Only	$94.49
SKBWR2448S1NM/N/XX	24x48 Pwrd SnglSided Wksf,NoMdsty,SnglHrns, NoGrmt,HDW Only	$91.83
SKBWR2454S1MP/C/GXX/XX	24x54 Pwrd SnglSided Wksf,W/Mdsty,SnglHrns, CntrGmt,HDW Only	$181.06
SKBWR2454S1MP/N/XX	24x54 Pwrd SnglSided Wksf,W/Mdsty,SnglHrns, NoGrmt,HDW Only	$178.40
SKBWR2454S1NM/C/GXX/XX	24x54 Pwrd SnglSided Wksf,NoMdsty,SnglHrns, CntrGmt,HDW Only	$97.12
SKBWR2454S1NM/N/XX	24x54 Pwrd SnglSided Wksf,NoMdsty,SnglHrns, NoGrmt,HDW Only	$94.46
SKBWR2460D1MP/C/GXX/XX	24x60 Pwrd SnglSided Wksf,W/Mdsty,DualHrns, CntrGmt,HDW Only	$285.02
SKBWR2460D1MP/L/GXX/XX	24x60 Pwrd SnglSided Wksf,W/Mdsty,DualHrns, LftGrmt,HDW Only	$285.02
SKBWR2460D1MP/LR/GXX/XX	24x60 Pwrd SnglSided Wksf,W/Mdsty,DualHrns, LRGrmt,HDW Only	$287.68
SKBWR2460D1MP/N/XX	24x60 Pwrd SnglSided Wksf,W/Mdsty,DualHrns, NoGrmt,HDW Only	$282.36
SKBWR2460D1MP/R/GXX/XX	24x60 Pwrd SnglSided Wksf,W/Mdsty,DualHrns, RgtGrmt,HDW Only	$285.02
SKBWR2460D1NM/C/GXX/XX	24x60 Pwrd SnglSided Wksf,NoMdsty,DualHrns, CntrGmt,HDW Only	$195.31
SKBWR2460D1NM/L/GXX/XX	24x60 Pwrd SnglSided Wksf,NoMdsty,DualHrns, LftGrmt,HDW Only	$195.31
SKBWR2460D1NM/LR/GXX/XX	24x60 Pwrd SnglSided Wksf,NoMdsty,DualHrns, LRGrmt,HDW Only	$197.97
SKBWR2460D1NM/N/XX	24x60 Pwrd SnglSided Wksf,NoMdsty,DualHrns, NoGrmt,HDW Only	$192.65
SKBWR2460D1NM/R/GXX/XX	24x60 Pwrd SnglSided Wksf,NoMdsty,DualHrns, RgtGrmt,HDW Only	$195.31
SKBWR2460S1MP/C/GXX/XX	24x60 Pwrd SnglSided Wksf,W/Mdsty,SnglHrns, CntrGmt,HDW Only	$202.72
SKBWR2460S1MP/L/GXX/XX	24x60 Pwrd SnglSided Wksf,W/Mdsty,SnglHrns, LftGrmt,HDW Only	$202.72
SKBWR2460S1MP/LR/GXX/XX	24x60 Pwrd SnglSided Wksf,W/Mdsty,SnglHrns, LRGrmt,HDW Only	$205.38
SKBWR2460S1MP/N/XX	24x60 Pwrd SnglSided Wksf,W/Mdsty,SnglHrns, NoGrmt,HDW Only	$200.06
SKBWR2460S1MP/R/GXX/XX	24x60 Pwrd SnglSided Wksf,W/Mdsty,SnglHrns, RgtGrmt,HDW Only	$202.72
SKBWR2460S1NM/C/GXX/XX	24x60 Pwrd SnglSided Wksf,NoMdsty,SnglHrns, CntrGmt,HDW Only	$113.01
SKBWR2460S1NM/L/GXX/XX	24x60 Pwrd SnglSided Wksf,NoMdsty,SnglHrns, LftGrmt,HDW Only	$113.01

SKBWR2460S1NM/LR/GXX/XX	24x60 Pwrd SnglSided Wksf,NoMdsty,SnglHrns, LRGrmt,HDW Only	$115.67
SKBWR2460S1NM/N/XX	24x60 Pwrd SnglSided Wksf,NoMdsty,SnglHrns, NoGrmt,HDW Only	$110.35
SKBWR2460S1NM/R/GXX/XX	24x60 Pwrd SnglSided Wksf,NoMdsty,SnglHrns, RgtGrmt,HDW Only	$113.01
SKBWR2464D1MP/C/GXX/XX	24x64 Pwrd SnglSided Wksf,W/Mdsty,DualHrns, CntrGmt,HDW Only	$304.02
SKBWR2464D1MP/L/GXX/XX	24x64 Pwrd SnglSided Wksf,W/Mdsty,DualHrns, LftGrmt,HDW Only	$304.02
SKBWR2464D1MP/LR/GXX/XX	24x64 Pwrd SnglSided Wksf,W/Mdsty,DualHrns, LRGrmt,HDW Only	$306.68
SKBWR2464D1MP/N/XX	24x64 Pwrd SnglSided Wksf,W/Mdsty,DualHrns, NoGrmt,HDW Only	$301.36
SKBWR2464D1MP/R/GXX/XX	24x64 Pwrd SnglSided Wksf,W/Mdsty,DualHrns, RgtGrmt,HDW Only	$304.02
SKBWR2464D1NM/C/GXX/XX	24x64 Pwrd SnglSided Wksf,NoMdsty,DualHrns, CntrGmt,HDW Only	$203.78
SKBWR2464D1NM/L/GXX/XX	24x64 Pwrd SnglSided Wksf,NoMdsty,DualHrns, LftGrmt,HDW Only	$203.78
SKBWR2464D1NM/LR/GXX/XX	24x64 Pwrd SnglSided Wksf,NoMdsty,DualHrns, LRGrmt,HDW Only	$206.44
SKBWR2464D1NM/N/XX	24x64 Pwrd SnglSided Wksf,NoMdsty,DualHrns, NoGrmt,HDW Only	$201.12
SKBWR2464D1NM/R/GXX/XX	24x64 Pwrd SnglSided Wksf,NoMdsty,DualHrns, RgtGrmt,HDW Only	$203.78
SKBWR2466D1MP/C/GXX/XX	24x66 Pwrd SnglSided Wksf,W/Mdsty,DualHrns, CntrGmt,HDW Only	$304.02
SKBWR2466D1MP/L/GXX/XX	24x66 Pwrd SnglSided Wksf,W/Mdsty,DualHrns, LftGrmt,HDW Only	$304.02
SKBWR2466D1MP/LR/GXX/XX	24x66 Pwrd SnglSided Wksf,W/Mdsty,DualHrns, LRGrmt,HDW Only	$306.68
SKBWR2466D1MP/N/XX	24x66 Pwrd SnglSided Wksf,W/Mdsty,DualHrns, NoGrmt,HDW Only	$301.36
SKBWR2466D1MP/R/GXX/XX	24x66 Pwrd SnglSided Wksf,W/Mdsty,DualHrns, RgtGrmt,HDW Only	$304.02
SKBWR2466D1NM/C/GXX/XX	24x66 Pwrd SnglSided Wksf,NoMdsty,DualHrns, CntrGmt,HDW Only	$203.78
SKBWR2466D1NM/L/GXX/XX	24x66 Pwrd SnglSided Wksf,NoMdsty,DualHrns, LftGrmt,HDW Only	$203.78
SKBWR2466D1NM/LR/GXX/XX	24x66 Pwrd SnglSided Wksf,NoMdsty,DualHrns, LRGrmt,HDW Only	$206.44
SKBWR2466D1NM/N/XX	24x66 Pwrd SnglSided Wksf,NoMdsty,DualHrns, NoGrmt,HDW Only	$201.12
SKBWR2466D1NM/R/GXX/XX	24x66 Pwrd SnglSided Wksf,NoMdsty,DualHrns, RgtGrmt,HDW Only	$203.78
SKBWR2472D1MP/C/GXX/XX	24x72 Pwrd SnglSided Wksf,W/Mdsty,DualHrns, CntrGmt,HDW Only	$302.53
SKBWR2472D1MP/L/GXX/XX	24x72 Pwrd SnglSided Wksf,W/Mdsty,DualHrns, LftGrmt,HDW Only	$302.53
SKBWR2472D1MP/LR/GXX/XX	24x72 Pwrd SnglSided Wksf,W/Mdsty,DualHrns, LRGrmt,HDW Only	$305.19
SKBWR2472D1MP/N/XX	24x72 Pwrd SnglSided Wksf,W/Mdsty,DualHrns, NoGrmt,HDW Only	$299.87
SKBWR2472D1MP/R/GXX/XX	24x72 Pwrd SnglSided Wksf,W/Mdsty,DualHrns, RgtGrmt,HDW Only	$302.53
SKBWR2472D1NM/C/GXX/XX	24x72 Pwrd SnglSided Wksf,NoMdsty,DualHrns, CntrGmt,HDW Only	$198.79
SKBWR2472D1NM/L/GXX/XX	24x72 Pwrd SnglSided Wksf,NoMdsty,DualHrns, LftGrmt,HDW Only	$198.79
SKBWR2472D1NM/LR/GXX/XX	24x72 Pwrd SnglSided Wksf,NoMdsty,DualHrns, LRGrmt,HDW Only	$201.45
SKBWR2472D1NM/N/XX	24x72 Pwrd SnglSided Wksf,NoMdsty,DualHrns, NoGrmt,HDW Only	$196.13
SKBWR2472D1NM/R/GXX/XX	24x72 Pwrd SnglSided Wksf,NoMdsty,DualHrns, RgtGrmt,HDW Only	$198.79
SKBWR2472S1MP/C/GXX/XX	24x72 Pwrd SnglSided Wksf,W/Mdsty,SnglHrns, CntrGmt,HDW Only	$233.10
SKBWR2472S1MP/L/GXX/XX	24x72 Pwrd SnglSided Wksf,W/Mdsty,SnglHrns, LftGrmt,HDW Only	$233.10
SKBWR2472S1MP/LR/GXX/XX	24x72 Pwrd SnglSided Wksf,W/Mdsty,SnglHrns, LRGrmt,HDW Only	$235.76
SKBWR2472S1MP/N/XX	24x72 Pwrd SnglSided Wksf,W/Mdsty,SnglHrns, NoGrmt,HDW Only	$230.44
SKBWR2472S1MP/R/GXX/XX	24x72 Pwrd SnglSided Wksf,W/Mdsty,SnglHrns, RgtGrmt,HDW Only	$233.10
SKBWR2472S1NM/C/GXX/XX	24x72 Pwrd SnglSided Wksf,NoMdsty,SnglHrns, CntrGmt,HDW Only	$129.36
SKBWR2472S1NM/L/GXX/XX	24x72 Pwrd SnglSided Wksf,NoMdsty,SnglHrns, LftGrmt,HDW Only	$129.36
SKBWR2472S1NM/LR/GXX/XX	24x72 Pwrd SnglSided Wksf,NoMdsty,SnglHrns, LRGrmt,HDW Only	$132.02
SKBWR2472S1NM/N/XX	24x72 Pwrd SnglSided Wksf,NoMdsty,SnglHrns, NoGrmt,HDW Only	$126.70
SKBWR2472S1NM/R/GXX/XX	24x72 Pwrd SnglSided Wksf,NoMdsty,SnglHrns, LRGrmt,HDW Only	$129.36
SKBWR2478D1MP/C/GXX/XX	24x78 Pwrd SnglSided Wksf,W/Mdsty,DualHrns, CntrGmt,HDW Only	$316.88
SKBWR2478D1MP/L/GXX/XX	24x78 Pwrd SnglSided Wksf,W/Mdsty,DualHrns, LftGrmt,HDW Only	$316.88
SKBWR2478D1MP/LR/GXX/XX	24x78 Pwrd SnglSided Wksf,W/Mdsty,DualHrns, LRGrmt,HDW Only	$319.54
SKBWR2478D1MP/N/XX	24x78 Pwrd SnglSided Wksf,W/Mdsty,DualHrns, NoGrmt,HDW Only	$314.22
SKBWR2478D1MP/R/GXX/XX	24x78 Pwrd SnglSided Wksf,W/Mdsty,DualHrns, RgtGrmt,HDW Only	$316.88
SKBWR2478D1NM/C/GXX/XX	24x78 Pwrd SnglSided Wksf,NoMdsty,DualHrns, CntrGmt,HDW Only	$208.46
SKBWR2478D1NM/L/GXX/XX	24x78 Pwrd SnglSided Wksf,NoMdsty,DualHrns, LftGrmt,HDW Only	$208.46
SKBWR2478D1NM/LR/GXX/XX	24x78 Pwrd SnglSided Wksf,NoMdsty,DualHrns, LRGrmt,HDW Only	$211.12
SKBWR2478D1NM/N/XX	24x78 Pwrd SnglSided Wksf,NoMdsty,DualHrns, NoGrmt,HDW Only	$205.80
SKBWR2478D1NM/R/GXX/XX	24x78 Pwrd SnglSided Wksf,NoMdsty,DualHrns, RgtGrmt,HDW Only	$208.46
SKBWR2484D1MP/C/GXX/XX	24x84 Pwrd SnglSided Wksf,W/Mdsty,DualHrns, CntrGmt,HDW Only	$322.73
SKBWR2484D1MP/L/GXX/XX	24x84 Pwrd SnglSided Wksf,W/Mdsty,DualHrns, LftGrmt,HDW Only	$322.73
SKBWR2484D1MP/LR/GXX/XX	24x84 Pwrd SnglSided Wksf,W/Mdsty,DualHrns, LRGrmt,HDW Only	$325.39
SKBWR2484D1MP/N/XX	24x84 Pwrd SnglSided Wksf,W/Mdsty,DualHrns, NoGrmt,HDW Only	$320.07
SKBWR2484D1MP/R/GXX/XX	24x84 Pwrd SnglSided Wksf,W/Mdsty,DualHrns, RgtGrmt,HDW Only	$322.73

NEW YORK STYLELINKS MODEL PRICE LIST

Date: 8/2/2022

SKBWR2484D1NM/C/GXX/XX	24x84 Pwrd SnglSided Wksf,NoMdsty,DualHrns, CntrGmt,HDW Only	$210.45
SKBWR2484D1NM/L/GXX/XX	24x84 Pwrd SnglSided Wksf,NoMdsty,DualHrns, LftGrmt,HDW Only	$210.45
SKBWR2484D1NM/LR/GXX/XX	24x84 Pwrd SnglSided Wksf,NoMdsty,DualHrns, LRGrmt,HDW Only	$213.11
SKBWR2484D1NM/N/XX	24x84 Pwrd SnglSided Wksf,NoMdsty,DualHrns, NoGrmt,HDW Only	$207.79
SKBWR2484D1NM/R/GXX/XX	24x84 Pwrd SnglSided Wksf,NoMdsty,DualHrns, RgtGrmt,HDW Only	$210.45
SKBWR2490D1MP/C/GXX/XX	24x90 Pwrd SnglSided Wksf,W/Mdsty,DualHrns, CntrGmt,HDW Only	$331.49
SKBWR2490D1MP/L/GXX/XX	24x90 Pwrd SnglSided Wksf,W/Mdsty,DualHrns, LftGrmt,HDW Only	$331.49
SKBWR2490D1MP/LCR/GXX/XX	24x90 Pwrd SnglSided Wksf,W/Mdsty,DualHrns, LCRGrmt,HDWOnly	$336.81
SKBWR2490D1MP/LR/GXX/XX	24x90 Pwrd SnglSided Wksf,W/Mdsty,DualHrns, LRGrmt,HDW Only	$334.15
SKBWR2490D1MP/N/XX	24x90 Pwrd SnglSided Wksf,W/Mdsty,DualHrns, NoGrmt,HDW Only	$328.83
SKBWR2490D1MP/R/GXX/XX	24x90 Pwrd SnglSided Wksf,W/Mdsty,DualHrns, RgtGrmt,HDW Only	$331.49
SKBWR2490D1NM/C/GXX/XX	24x90 Pwrd SnglSided Wksf,NoMdsty,DualHrns, CntrGmt,HDW Only	$216.05
SKBWR2490D1NM/L/GXX/XX	24x90 Pwrd SnglSided Wksf,NoMdsty,DualHrns, LftGrmt,HDW Only	$216.05
SKBWR2490D1NM/LCR/GXX/XX	24x90 Pwrd SnglSided Wksf,NoMdsty,DualHrns, LCRGrmt,HDWOnly	$221.37
SKBWR2490D1NM/LR/GXX/XX	24x90 Pwrd SnglSided Wksf,NoMdsty,DualHrns, LRGrmt,HDW Only	$218.71
SKBWR2490D1NM/N/XX	24x90 Pwrd SnglSided Wksf,NoMdsty,DualHrns, NoGrmt,HDW Only	$213.39
SKBWR2490D1NM/R/GXX/XX	24x90 Pwrd SnglSided Wksf,NoMdsty,DualHrns, RgtGrmt,HDW Only	$216.05
SKBWR2496D1MP/C/GXX/XX	24x96 Pwrd SnglSided Wksf,W/Mdsty,DualHrns, CntrGmt,HDW Only	$340.24
SKBWR2496D1MP/L/GXX/XX	24x96 Pwrd SnglSided Wksf,W/Mdsty,DualHrns, LftGrmt,HDW Only	$340.24
SKBWR2496D1MP/LCR/GXX/XX	24x96 Pwrd SnglSided Wksf,W/Mdsty,DualHrns, LCRGrmt,HDWOnly	$345.56
SKBWR2496D1MP/LR/GXX/XX	24x96 Pwrd SnglSided Wksf,W/Mdsty,DualHrns, LRGrmt,HDW Only	$342.90
SKBWR2496D1MP/N/XX	24x96 Pwrd SnglSided Wksf,W/Mdsty,DualHrns, NoGrmt,HDW Only	$337.58
SKBWR2496D1MP/R/GXX/XX	24x96 Pwrd SnglSided Wksf,W/Mdsty,DualHrns, RgtGrmt,HDW Only	$340.24
SKBWR2496D1NM/C/GXX/XX	24x96 Pwrd SnglSided Wksf,NoMdsty,DualHrns, CntrGmt,HDW Only	$221.30
SKBWR2496D1NM/L/GXX/XX	24x96 Pwrd SnglSided Wksf,NoMdsty,DualHrns, LftGrmt,HDW Only	$221.30
SKBWR2496D1NM/LCR/GXX/XX	24x96 Pwrd SnglSided Wksf,NoMdsty,DualHrns, LCRGrmt,HDWOnly	$226.62
SKBWR2496D1NM/LR/GXX/XX	24x96 Pwrd SnglSided Wksf,NoMdsty,DualHrns, LRGrmt,HDW Only	$223.96
SKBWR2496D1NM/N/XX	24x96 Pwrd SnglSided Wksf,NoMdsty,DualHrns, NoGrmt,HDW Only	$218.64
SKBWR2496D1NM/R/GXX/XX	24x96 Pwrd SnglSided Wksf,NoMdsty,DualHrns, RgtGrmt,HDW Only	$221.30
SKBWR3036S1MP/C/GXX/XX	30x36 Pwrd SnglSided Wksf,W/Mdsty,SnglHrns, CntrGmt,HDW Only	$145.10
SKBWR3036S1MP/N/XX	30x36 Pwrd SnglSided Wksf,W/Mdsty,SnglHrns, NoGrmt,HDW Only	$142.44
SKBWR3036S1NM/C/GXX/XX	30x36 Pwrd SnglSided Wksf,NoMdsty,SnglHrns, CntrGmt,HDW Only	$82.12
SKBWR3036S1NM/N/XX	30x36 Pwrd SnglSided Wksf,NoMdsty,SnglHrns, NoGrmt,HDW Only	$79.46
SKBWR3042S1MP/C/GXX/XX	30x42 Pwrd SnglSided Wksf,W/Mdsty,SnglHrns, CntrGmt,HDW Only	$154.46
SKBWR3042S1MP/N/XX	30x42 Pwrd SnglSided Wksf,W/Mdsty,SnglHrns, NoGrmt,HDW Only	$151.80
SKBWR3042S1NM/C/GXX/XX	30x42 Pwrd SnglSided Wksf,NoMdsty,SnglHrns, CntrGmt,HDW Only	$84.46
SKBWR3042S1NM/N/XX	30x42 Pwrd SnglSided Wksf,NoMdsty,SnglHrns, NoGrmt,HDW Only	$81.80
SKBWR3048S1MP/C/GXX/XX	30x48 Pwrd SnglSided Wksf,W/Mdsty,SnglHrns, CntrGmt,HDW Only	$171.42
SKBWR3048S1MP/N/XX	30x48 Pwrd SnglSided Wksf,W/Mdsty,SnglHrns, NoGrmt,HDW Only	$168.76
SKBWR3048S1NM/C/GXX/XX	30x48 Pwrd SnglSided Wksf,NoMdsty,SnglHrns, CntrGmt,HDW Only	$94.49
SKBWR3048S1NM/N/XX	30x48 Pwrd SnglSided Wksf,NoMdsty,SnglHrns, NoGrmt,HDW Only	$91.83
SKBWR3054S1MP/C/GXX/XX	30x54 Pwrd SnglSided Wksf,W/Mdsty,SnglHrns, CntrGmt,HDW Only	$181.06
SKBWR3054S1MP/N/XX	30x54 Pwrd SnglSided Wksf,W/Mdsty,SnglHrns, NoGrmt,HDW Only	$178.40
SKBWR3054S1NM/C/GXX/XX	30x54 Pwrd SnglSided Wksf,NoMdsty,SnglHrns, CntrGmt,HDW Only	$97.12
SKBWR3054S1NM/N/XX	30x54 Pwrd SnglSided Wksf,NoMdsty,SnglHrns, NoGrmt,HDW Only	$94.46
SKBWR3060D1MP/C/GXX/XX	30x60 Pwrd SnglSided Wksf,W/Mdsty,DualHrns, CntrGmt,HDW Only	$285.02
SKBWR3060D1MP/L/GXX/XX	30x60 Pwrd SnglSided Wksf,W/Mdsty,DualHrns, LftGrmt,HDW Only	$285.02
SKBWR3060D1MP/LR/GXX/XX	30x60 Pwrd SnglSided Wksf,W/Mdsty,DualHrns, LRGrmt,HDW Only	$287.68
SKBWR3060D1MP/N/XX	30x60 Pwrd SnglSided Wksf,W/Mdsty,DualHrns, NoGrmt,HDW Only	$282.36
SKBWR3060D1MP/R/GXX/XX	30x60 Pwrd SnglSided Wksf,W/Mdsty,DualHrns, RgtGrmt,HDW Only	$285.02
SKBWR3060D1NM/C/GXX/XX	30x60 Pwrd SnglSided Wksf,NoMdsty,DualHrns, CntrGmt,HDW Only	$195.31
SKBWR3060D1NM/L/GXX/XX	30x60 Pwrd SnglSided Wksf,NoMdsty,DualHrns, LftGrmt,HDW Only	$195.31
SKBWR3060D1NM/LR/GXX/XX	30x60 Pwrd SnglSided Wksf,NoMdsty,DualHrns, LRGrmt,HDW Only	$197.97
SKBWR3060D1NM/N/XX	30x60 Pwrd SnglSided Wksf,NoMdsty,DualHrns, NoGrmt,HDW Only	$192.65
SKBWR3060D1NM/R/GXX/XX	30x60 Pwrd SnglSided Wksf,NoMdsty,DualHrns, RgtGrmt,HDW Only	$195.31
SKBWR3060S1MP/C/GXX/XX	30x60 Pwrd SnglSided Wksf,W/Mdsty,SnglHrns, CntrGmt,HDW Only	$202.72
SKBWR3060S1MP/L/GXX/XX	30x60 Pwrd SnglSided Wksf,W/Mdsty,SnglHrns, LftGrmt,HDW Only	$202.72
SKBWR3060S1MP/LR/GXX/XX	30x60 Pwrd SnglSided Wksf,W/Mdsty,SnglHrns, LRGrmt,HDW Only	$205.38

SKBWR3060S1MP/N/XX	30x60 Pwrd SnglSided Wksf,W/Mdsty,SnglHrns, NoGrmt,HDW Only	$200.06
SKBWR3060S1MP/R/GXX/XX	30x60 Pwrd SnglSided Wksf,W/Mdsty,SnglHrns, RgtGrmt,HDW Only	$202.72
SKBWR3060S1NM/C/GXX/XX	30x60 Pwrd SnglSided Wksf,NoMdsty,SnglHrns, CntrGmt,HDW Only	$113.01
SKBWR3060S1NM/L/GXX/XX	30x60 Pwrd SnglSided Wksf,NoMdsty,SnglHrns, LftGrmt,HDW Only	$113.01
SKBWR3060S1NM/LR/GXX/XX	30x60 Pwrd SnglSided Wksf,NoMdsty,SnglHrns, LRGrmt,HDW Only	$115.67
SKBWR3060S1NM/N/XX	30x60 Pwrd SnglSided Wksf,NoMdsty,SnglHrns, NoGrmt,HDW Only	$110.35
SKBWR3060S1NM/R/GXX/XX	30x60 Pwrd SnglSided Wksf,NoMdsty,SnglHrns, RgtGrmt,HDW Only	$113.01
SKBWR3064D1MP/C/GXX/XX	30x64 Pwrd SnglSided Wksf,W/Mdsty,DualHrns, CntrGmt,HDW Only	$304.02
SKBWR3064D1MP/L/GXX/XX	30x64 Pwrd SnglSided Wksf,W/Mdsty,DualHrns, LftGrmt,HDW Only	$304.02
SKBWR3064D1MP/LR/GXX/XX	30x64 Pwrd SnglSided Wksf,W/Mdsty,DualHrns, LRGrmt,HDW Only	$306.68
SKBWR3064D1MP/N/XX	30x64 Pwrd SnglSided Wksf,W/Mdsty,DualHrns, NoGrmt,HDW Only	$301.36
SKBWR3064D1MP/R/GXX/XX	30x64 Pwrd SnglSided Wksf,W/Mdsty,DualHrns, RgtGrmt,HDW Only	$304.02
SKBWR3064D1NM/C/GXX/XX	30x64 Pwrd SnglSided Wksf,NoMdsty,DualHrns, CntrGmt,HDW Only	$203.78
SKBWR3064D1NM/L/GXX/XX	30x64 Pwrd SnglSided Wksf,NoMdsty,DualHrns, LftGrmt,HDW Only	$203.78
SKBWR3064D1NM/LR/GXX/XX	30x64 Pwrd SnglSided Wksf,NoMdsty,DualHrns, LRGrmt,HDW Only	$206.44
SKBWR3064D1NM/N/XX	30x64 Pwrd SnglSided Wksf,NoMdsty,DualHrns, NoGrmt,HDW Only	$201.12
SKBWR3064D1NM/R/GXX/XX	30x64 Pwrd SnglSided Wksf,NoMdsty,DualHrns, RgtGrmt,HDW Only	$203.78
SKBWR3066D1MP/C/GXX/XX	30x66 Pwrd SnglSided Wksf,W/Mdsty,DualHrns, CntrGmt,HDW Only	$304.02
SKBWR3066D1MP/L/GXX/XX	30x66 Pwrd SnglSided Wksf,W/Mdsty,DualHrns, LftGrmt,HDW Only	$304.02
SKBWR3066D1MP/LR/GXX/XX	30x66 Pwrd SnglSided Wksf,W/Mdsty,DualHrns, LRGrmt,HDW Only	$306.68
SKBWR3066D1MP/N/XX	30x66 Pwrd SnglSided Wksf,W/Mdsty,DualHrns, NoGrmt,HDW Only	$301.36
SKBWR3066D1MP/R/GXX/XX	30x66 Pwrd SnglSided Wksf,W/Mdsty,DualHrns, RgtGrmt,HDW Only	$304.02
SKBWR3066D1NM/C/GXX/XX	30x66 Pwrd SnglSided Wksf,NoMdsty,DualHrns, CntrGmt,HDW Only	$203.78
SKBWR3066D1NM/L/GXX/XX	30x66 Pwrd SnglSided Wksf,NoMdsty,DualHrns, LftGrmt,HDW Only	$203.78
SKBWR3066D1NM/LR/GXX/XX	30x66 Pwrd SnglSided Wksf,NoMdsty,DualHrns, LRGrmt,HDW Only	$206.44
SKBWR3066D1NM/N/XX	30x66 Pwrd SnglSided Wksf,NoMdsty,DualHrns, NoGrmt,HDW Only	$201.12
SKBWR3066D1NM/R/GXX/XX	30x66 Pwrd SnglSided Wksf,NoMdsty,DualHrns, RgtGrmt,HDW Only	$203.78
SKBWR3072D1MP/C/GXX/XX	30x72 Pwrd SnglSided Wksf,W/Mdsty,DualHrns, CntrGmt,HDW Only	$302.53
SKBWR3072D1MP/L/GXX/XX	30x72 Pwrd SnglSided Wksf,W/Mdsty,DualHrns, LftGrmt,HDW Only	$302.53
SKBWR3072D1MP/LR/GXX/XX	30x72 Pwrd SnglSided Wksf,W/Mdsty,DualHrns, LRGrmt,HDW Only	$305.19
SKBWR3072D1MP/N/XX	30x72 Pwrd SnglSided Wksf,W/Mdsty,DualHrns, NoGrmt,HDW Only	$299.87
SKBWR3072D1MP/R/GXX/XX	30x72 Pwrd SnglSided Wksf,W/Mdsty,DualHrns, RgtGrmt,HDW Only	$302.53
SKBWR3072D1NM/C/GXX/XX	30x72 Pwrd SnglSided Wksf,NoMdsty,DualHrns, CntrGmt,HDW Only	$198.79
SKBWR3072D1NM/L/GXX/XX	30x72 Pwrd SnglSided Wksf,NoMdsty,DualHrns, LftGrmt,HDW Only	$198.79
SKBWR3072D1NM/LR/GXX/XX	30x72 Pwrd SnglSided Wksf,NoMdsty,DualHrns, LRGrmt,HDW Only	$201.45
SKBWR3072D1NM/N/XX	30x72 Pwrd SnglSided Wksf,NoMdsty,DualHrns, NoGrmt,HDW Only	$196.13
SKBWR3072D1NM/R/GXX/XX	30x72 Pwrd SnglSided Wksf,NoMdsty,DualHrns, RgtGrmt,HDW Only	$198.79
SKBWR3072S1MP/C/GXX/XX	30x72 Pwrd SnglSided Wksf,W/Mdsty,SnglHrns, CntrGmt,HDW Only	$233.10
SKBWR3072S1MP/L/GXX/XX	30x72 Pwrd SnglSided Wksf,W/Mdsty,SnglHrns, LftGrmt,HDW Only	$233.10
SKBWR3072S1MP/LR/GXX/XX	30x72 Pwrd SnglSided Wksf,W/Mdsty,SnglHrns, LRGrmt,HDW Only	$235.76
SKBWR3072S1MP/N/XX	30x72 Pwrd SnglSided Wksf,W/Mdsty,SnglHrns, NoGrmt,HDW Only	$230.44
SKBWR3072S1MP/R/GXX/XX	30x72 Pwrd SnglSided Wksf,W/Mdsty,SnglHrns, RgtGrmt,HDW Only	$233.10
SKBWR3072S1NM/C/GXX/XX	30x72 Pwrd SnglSided Wksf,NoMdsty,SnglHrns, CntrGmt,HDW Only	$129.36
SKBWR3072S1NM/L/GXX/XX	30x72 Pwrd SnglSided Wksf,NoMdsty,SnglHrns, LftGrmt,HDW Only	$129.36
SKBWR3072S1NM/LR/GXX/XX	30x72 Pwrd SnglSided Wksf,NoMdsty,SnglHrns, LRGrmt,HDW Only	$132.02
SKBWR3072S1NM/N/XX	30x72 Pwrd SnglSided Wksf,NoMdsty,SnglHrns, NoGrmt,HDW Only	$126.70
SKBWR3072S1NM/R/GXX/XX	30x72 Pwrd SnglSided Wksf,NoMdsty,SnglHrns, RgtGrmt,HDW Only	$129.36
SKBWR3078D1MP/C/GXX/XX	30x78 Pwrd SnglSided Wksf,W/Mdsty,DualHrns, CntrGmt,HDW Only	$316.88
SKBWR3078D1MP/L/GXX/XX	30x78 Pwrd SnglSided Wksf,W/Mdsty,DualHrns, LftGrmt,HDW Only	$316.88
SKBWR3078D1MP/LR/GXX/XX	30x78 Pwrd SnglSided Wksf,W/Mdsty,DualHrns, LRGrmt,HDW Only	$319.54
SKBWR3078D1MP/N/XX	30x78 Pwrd SnglSided Wksf,W/Mdsty,DualHrns, NoGrmt,HDW Only	$314.22
SKBWR3078D1MP/R/GXX/XX	30x78 Pwrd SnglSided Wksf,W/Mdsty,DualHrns, RgtGrmt,HDW Only	$316.88
SKBWR3078D1NM/C/GXX/XX	30x78 Pwrd SnglSided Wksf,NoMdsty,DualHrns, CntrGmt,HDW Only	$208.46
SKBWR3078D1NM/L/GXX/XX	30x78 Pwrd SnglSided Wksf,NoMdsty,DualHrns, LftGrmt,HDW Only	$208.46
SKBWR3078D1NM/LR/GXX/XX	30x78 Pwrd SnglSided Wksf,NoMdsty,DualHrns, LRGrmt,HDW Only	$211.12
SKBWR3078D1NM/N/XX	30x78 Pwrd SnglSided Wksf,NoMdsty,DualHrns, NoGrmt,HDW Only	$205.80
SKBWR3078D1NM/R/GXX/XX	30x78 Pwrd SnglSided Wksf,NoMdsty,DualHrns, RgtGrmt,HDW Only	$208.46
SKVWR3084D1MP/C/GXX/XX	30x84 Pwrd SnglSided Wksf,W/Mdsty,DualHrns, CntrGmt,HDW Only	$322.73

SKBWR3084D1MP/L/GXX/XX	30x84 Pwrd SnglSided Wksf,W/Mdsty,DualHrns, LftGrmt,HDW Only	$322.73
SKBWR3084D1MP/LR/GXX/XX	30x84 Pwrd SnglSided Wksf,W/Mdsty,DualHrns, LRGrmt,HDW Only	$325.39
SKBWR3084D1MP/N/XX	30x84 Pwrd SnglSided Wksf,W/Mdsty,DualHrns, NoGrmt,HDW Only	$320.07
SKBWR3084D1MP/R/GXX/XX	30x84 Pwrd SnglSided Wksf,W/Mdsty,DualHrns, RgtGrmt,HDW Only	$322.73
SKBWR3084D1NM/C/GXX/XX	30x84 Pwrd SnglSided Wksf,NoMdsty,DualHrns, CntrGmt,HDW Only	$210.45
SKBWR3084D1NM/L/GXX/XX	30x84 Pwrd SnglSided Wksf,NoMdsty,DualHrns, LftGrmt,HDW Only	$210.45
SKBWR3084D1NM/LR/GXX/XX	30x84 Pwrd SnglSided Wksf,NoMdsty,DualHrns, LRGrmt,HDW Only	$213.11
SKBWR3084D1NM/N/XX	30x84 Pwrd SnglSided Wksf,NoMdsty,DualHrns, NoGrmt,HDW Only	$207.79
SKBWR3084D1NM/R/GXX/XX	30x84 Pwrd SnglSided Wksf,NoMdsty,DualHrns, RgtGrmt,HDW Only	$210.45
SKBWR3090D1MP/C/GXX/XX	30x90 Pwrd SnglSided Wksf,W/Mdsty,DualHrns, CntrGmt,HDWOnly	$331.49
SKBWR3090D1MP/L/GXX/XX	30x90 Pwrd SnglSided Wksf,W/Mdsty,DualHrns, LftGrmt,HDW Only	$331.49
SKBWR3090D1MP/LCR/GXX/XX	30x90 Pwrd SnglSided Wksf,W/Mdsty,DualHrns, LCRGrmt,HDWOnly	$336.81
SKBWR3090D1MP/LR/GXX/XX	30x90 Pwrd SnglSided Wksf,W/Mdsty,DualHrns, LRGrmt,HDW Only	$334.15
SKBWR3090D1MP/N/XX	30x90 Pwrd SnglSided Wksf,W/Mdsty,DualHrns, NoGrmt,HDW Only	$328.83
SKBWR3090D1MP/R/GXX/XX	30x90 Pwrd SnglSided Wksf,W/Mdsty,DualHrns, RgtGrmt,HDW Only	$331.49
SKBWR3090D1NM/C/GXX/XX	30x90 Pwrd SnglSided Wksf,NoMdsty,DualHrns, CntrGmt,HDW Only	$216.05
SKBWR3090D1NM/L/GXX/XX	30x90 Pwrd SnglSided Wksf,NoMdsty,DualHrns, LftGrmt,HDW Only	$216.05
SKBWR3090D1NM/LCR/GXX/XX	30x90 Pwrd SnglSided Wksf,NoMdsty,DualHrns, LCRGrmt,HDWOnly	$221.37
SKBWR3090D1NM/LR/GXX/XX	30x90 Pwrd SnglSided Wksf,NoMdsty,DualHrns, LRGrmt,HDW Only	$218.71
SKBWR3090D1NM/N/XX	30x90 Pwrd SnglSided Wksf,NoMdsty,DualHrns, NoGrmt,HDW Only	$213.39
SKBWR3090D1NM/R/GXX/XX	30x90 Pwrd SnglSided Wksf,NoMdsty,DualHrns, RgtGrmt,HDW Only	$216.05
SKBWR3096D1MP/C/GXX/XX	30x96 Pwrd SnglSided Wksf,NoMdsty,DualHrns, CntrGmt,HDW Only	$340.24
SKBWR3096D1MP/L/GXX/XX	30x96 Pwrd SnglSided Wksf,W/Mdsty,DualHrns, LftGrmt,HDW Only	$340.24
SKBWR3096D1MP/LCR/GXX/XX	30x96 Pwrd SnglSided Wksf,W/Mdsty,DualHrns, LCRGrmt,HDWOnly	$345.56
SKBWR3096D1MP/LR/GXX/XX	30x96 Pwrd SnglSided Wksf,W/Mdsty,DualHrns, LRGrmt,HDW Only	$342.90
SKBWR3096D1MP/N/XX	30x96 Pwrd SnglSided Wksf,W/Mdsty,DualHrns, NoGrmt,HDW Only	$337.58
SKBWR3096D1MP/R/GXX/XX	30x96 Pwrd SnglSided Wksf,W/Mdsty,DualHrns, RgtGrmt,HDW Only	$340.24
SKBWR3096D1NM/C/GXX/XX	30x96 Pwrd SnglSided Wksf,NoMdsty,DualHrns, CntrGmt,HDW Only	$221.30
SKBWR3096D1NM/L/GXX/XX	30x96 Pwrd SnglSided Wksf,NoMdsty,DualHrns, LftGrmt,HDW Only	$221.30
SKBWR3096D1NM/LCR/GXX/XX	30x96 Pwrd SnglSided Wksf,NoMdsty,DualHrns, LCRGrmt,HDWOnly	$226.62
SKBWR3096D1NM/LR/GXX/XX	30x96 Pwrd SnglSided Wksf,NoMdsty,DualHrns, LRGrmt,HDW Only	$223.96
SKBWR3096D1NM/N/XX	30x96 Pwrd SnglSided Wksf,NoMdsty,DualHrns, NoGrmt,HDW Only	$218.64
SKBWR3096D1NM/R/GXX/XX	30x96 Pwrd SnglSided Wksf,NoMdsty,DualHrns, RgtGrmt,HDW Only	$221.30

Model Number	Description	Price
SKBWR2436S2/C/GXX/XX	24x36 Pwrd Dual-Sided Wksf, Sngl Hrns, Cntr Grmt, HDW ONLY	$141.80
SKBWR2436S2/N/XX	24x36 Pwrd Dual-Sided Wksf, Sngl Hrns, No Grmt, HDW ONLY	$136.48
SKBWR2442S2/C/GXX/XX	24x42 Pwrd Dual-Sided Wksf, Sngl Hrns, Cntr Grmt, HDW ONLY	$149.02
SKBWR2442S2/N/XX	24x42 Pwrd Dual-Sided Wksf, Sngl Hrns, No Grmt, HDW ONLY	$143.70
SKBWR2448S2/C/GXX/XX	24x48 Pwrd Dual-Sided Wksf, Sngl Hrns, Cntr Grmt, HDW ONLY	$158.43
SKBWR2448S2/N/XX	24x48 Pwrd Dual-Sided Wksf, Sngl Hrns, No Grmt, HDW ONLY	$153.11
SKBWR2454S2/C/GXX/XX	24x54 Pwrd Dual-Sided Wksf, Sngl Hrns, Cntr Grmt, HDW ONLY	$161.94
SKBWR2454S2/N/XX	24x54 Pwrd Dual-Sided Wksf, Sngl Hrns, No Grmt, HDW ONLY	$156.62
SKBWR2460D2/C/GXX/XX	24x60 Pwrd Dual-Sided Wksf, Double Hrns, Cntr Grmt, HDW ONLY	$246.23
SKBWR2460D2/LR/GXX/XX	24x60 Pwrd Dual-Sided Wksf, Double Hrns, L&R Grmt, HDW ONLY	$251.55
SKBWR2460D2/N/XX	24x60 Pwrd Dual-Sided Wksf, Double Hrns, No Grmt, HDW ONLY	$240.91
SKBWR2460S2/C/GXX/XX	24x60 Pwrd Dual-Sided Wksf, Sngl Hrns, Cntr Grmt, HDW ONLY	$171.30
SKBWR2460S2/LR/GXX/XX	24x60 Pwrd Dual-Sided Wksf, Sngl Hrns, L&R Grmt, HDW ONLY	$176.62
SKBWR2460S2/N/XX	24x60 Pwrd Dual-Sided Wksf, Sngl Hrns, No Grmt, HDW ONLY	$165.98
SKBWR2464D2/C/GXX/XX	24x64 Pwrd Dual-Sided Wksf, Double Hrns, Cntr Grmt, HDW ONLY	$250.91
SKBWR2464D2/LR/GXX/XX	24x64 Pwrd Dual-Sided Wksf, Double Hrns, L&R Grmt, HDW ONLY	$256.23
SKBWR2464D2/N/XX	24x64 Pwrd Dual-Sided Wksf, Double Hrns, No Grmt, HDW ONLY	$245.59
SKBWR2466D2/C/GXX/XX	24x66 Pwrd Dual-Sided Wksf, Double Hrns, Cntr Grmt, HDW ONLY	$253.24
SKBWR2466D2/LR/GXX/XX	24x66 Pwrd Dual-Sided Wksf, Double Hrns, L&R Grmt, HDW ONLY	$258.56
SKBWR2466D2/N/XX	24x66 Pwrd Dual-Sided Wksf, Double Hrns, No Grmt, HDW ONLY	$247.92

SKBWR2472D2/C/GXX/XX	24x72 Pwrd Dual-Sided Wksf, Double Hrns, Cntr Grmt, HDW ONLY	$260.30
SKBWR2472D2/LR/GXX/XX	24x72 Pwrd Dual-Sided Wksf, Double Hrns, L&R Grmt, HDW ONLY	$265.62
SKBWR2472D2/N/XX	24x72 Pwrd Dual-Sided Wksf, Double Hrns, No Grmt, HDW ONLY	$254.98
SKBWR2472S2/C/GXX/XX	24x72 Pwrd Dual-Sided Wksf, Sngl Hrns, Cntr Grmt, HDW ONLY	$195.88
SKBWR2472S2/LR/GXX/XX	24x72 Pwrd Dual-Sided Wksf, Sngl Hrns, L&R Grmt, HDW ONLY	$201.20
SKBWR2472S2/N/XX	24x72 Pwrd Dual-Sided Wksf, Sngl Hrns, No Grmt, HDW ONLY	$190.56
SKBWR2478D2/C/GXX/XX	24x78 Pwrd Dual-Sided Wksf, Double Hrns, Cntr Grmt, HDW ONLY	$298.17
SKBWR2478D2/LR/GXX/XX	24x78 Pwrd Dual-Sided Wksf, Double Hrns, L&R Grmt, HDW ONLY	$303.49
SKBWR2478D2/N/XX	24x78 Pwrd Dual-Sided Wksf, Double Hrns, No Grmt, HDW ONLY	$292.85
SKBWR2484D2/C/GXX/XX	24x84 Pwrd Dual-Sided Wksf, Double Hrns, Cntr Grmt, HDW ONLY	$305.39
SKBWR2484D2/LR/GXX/XX	24x84 Pwrd Dual-Sided Wksf, Double Hrns, L&R Grmt, HDW ONLY	$310.71
SKBWR2484D2/N/XX	24x84 Pwrd Dual-Sided Wksf, Double Hrns, No Grmt, HDW ONLY	$300.07
SKBWR2490D2/C/GXX/XX	24x90 Pwrd Dual-Sided Wksf, Double Hrns, Cntr Grmt, HDW ONLY	$318.30
SKBWR2490D2/LCR/GXX/XX	24x90 Pwrd Dual-Sided Wksf, Double Hrns, LCR Grmt, HDW ONLY	$328.94
SKBWR2490D2/LR/GXX/XX	24x90 Pwrd Dual-Sided Wksf, Double Hrns, L&R Grmt, HDW ONLY	$323.62
SKBWR2490D2/N/XX	24x90 Pwrd Dual-Sided Wksf, Double Hrns, No Grmt, HDW ONLY	$312.98
SKBWR2496D2/C/GXX/XX	24x96 Pwrd Dual-Sided Wksf, Double Hrns, Cntr Grmt, HDW ONLY	$327.70
SKBWR2496D2/LCR/GXX/XX	24x96 Pwrd Dual-Sided Wksf, Double Hrns, LCR Grmt, HDW ONLY	$338.34
SKBWR2496D2/LR/GXX/XX	24x96 Pwrd Dual-Sided Wksf, Double Hrns, L&R Grmt, HDW ONLY	$333.02
SKBWR2496D2/N/XX	24x96 Pwrd Dual-Sided Wksf, Double Hrns, No Grmt, HDW ONLY	$322.38
SKBWR3036S2/C/GXX/XX	30x36 Pwrd Dual-Sided Wksf, Sngl Hrns, Cntr Grmt, HDW ONLY	$141.80
SKBWR3036S2/N/XX	30x36 Pwrd Dual-Sided Wksf, Sngl Hrns, No Grmt, HDW ONLY	$136.48
SKBWR3042S2/C/GXX/XX	30x42 Pwrd Dual-Sided Wksf, Sngl Hrns, Cntr Grmt, HDW ONLY	$149.02
SKBWR3042S2/N/XX	30x42 Pwrd Dual-Sided Wksf, Sngl Hrns, No Grmt, HDW ONLY	$143.70
SKBWR3048S2/C/GXX/XX	30x48 Pwrd Dual-Sided Wksf, Sngl Hrns, Cntr Grmt, HDW ONLY	$158.43
SKBWR3048S2/N/XX	30x48 Pwrd Dual-Sided Wksf, Sngl Hrns, No Grmt, HDW ONLY	$153.11
SKBWR3054S2/C/GXX/XX	30x54 Pwrd Dual-Sided Wksf, Sngl Hrns, Cntr Grmt, HDW ONLY	$161.94
SKBWR3054S2/N/XX	30x54 Pwrd Dual-Sided Wksf, Sngl Hrns, No Grmt, HDW ONLY	$156.62
SKBWR3060D2/C/GXX/XX	30x60 Pwrd Dual-Sided Wksf, Double Hrns, Cntr Grmt, HDW ONLY	$246.23
SKBWR3060D2/LR/GXX/XX	30x60 Pwrd Dual-Sided Wksf, Double Hrns, L&R Grmt, HDW ONLY	$251.55
SKBWR3060D2/N/XX	30x60 Pwrd Dual-Sided Wksf, Double Hrns, No Grmt, HDW ONLY	$240.91
SKBWR3060S2/C/GXX/XX	30x60 Pwrd Dual-Sided Wksf, Sngl Hrns, Cntr Grmt, HDW ONLY	$171.30
SKBWR3060S2/LR/GXX/XX	30x60 Pwrd Dual-Sided Wksf, Sngl Hrns, L&R Grmt, HDW ONLY	$176.62
SKBWR3060S2/N/XX	30x60 Pwrd Dual-Sided Wksf, Sngl Hrns, No Grmt, HDW ONLY	$165.98
SKBWR3064D2/C/GXX/XX	30x64 Pwrd Dual-Sided Wksf, Double Hrns, Cntr Grmt, HDW ONLY	$250.91
SKBWR3064D2/LR/GXX/XX	30x64 Pwrd Dual-Sided Wksf, Double Hrns, L&R Grmt, HDW ONLY	$256.23
SKBWR3064D2/N/XX	30x64 Pwrd Dual-Sided Wksf, Double Hrns, No Grmt, HDW ONLY	$245.59
SKBWR3066D2/C/GXX/XX	30x66 Pwrd Dual-Sided Wksf, Double Hrns, Cntr Grmt, HDW ONLY	$253.24
SKBWR3066D2/LR/GXX/XX	30x66 Pwrd Dual-Sided Wksf, Double Hrns, L&R Grmt, HDW ONLY	$258.56
SKBWR3066D2/N/XX	30x66 Pwrd Dual-Sided Wksf, Double Hrns, No Grmt, HDW ONLY	$247.92
SKBWR3072D2/C/GXX/XX	30x72 Pwrd Dual-Sided Wksf, Double Hrns, Cntr Grmt, HDW ONLY	$260.30
SKBWR3072D2/LR/GXX/XX	30x72 Pwrd Dual-Sided Wksf, Double Hrns, L&R Grmt, HDW ONLY	$265.62
SKBWR3072D2/N/XX	30x72 Pwrd Dual-Sided Wksf, Double Hrns, No Grmt, HDW ONLY	$254.98
SKBWR3072S2/C/GXX/XX	30x72 Pwrd Dual-Sided Wksf, Sngl Hrns, Cntr Grmt, HDW ONLY	$195.88
SKBWR3072S2/LR/GXX/XX	30x72 Pwrd Dual-Sided Wksf, Sngl Hrns, L&R Grmt, HDW ONLY	$201.20
SKBWR3072S2/N/XX	30x72 Pwrd Dual-Sided Wksf, Sngl Hrns, No Grmt, HDW ONLY	$190.56
SKBWR3078D2/C/GXX/XX	30x78 Pwrd Dual-Sided Wksf, Double Hrns, Cntr Grmt, HDW ONLY	$298.17
SKBWR3078D2/LR/GXX/XX	30x78 Pwrd Dual-Sided Wksf, Double Hrns, L&R Grmt, HDW ONLY	$303.49
SKBWR3078D2/N/XX	30x78 Pwrd Dual-Sided Wksf, Double Hrns, No Grmt, HDW ONLY	$292.85
SKBWR3084D2/C/GXX/XX	30x84 Pwrd Dual-Sided Wksf, Double Hrns, Cntr Grmt, HDW ONLY	$305.39
SKBWR3084D2/LR/GXX/XX	30x84 Pwrd Dual-Sided Wksf, Double Hrns, L&R Grmt, HDW ONLY	$310.71
SKBWR3084D2/N/XX	30x84 Pwrd Dual-Sided Wksf, Double Hrns, No Grmt, HDW ONLY	$300.07
SKBWR3090D2/C/GXX/XX	30x90 Pwrd Dual-Sided Wksf, Double Hrns, Cntr Grmt, HDW ONLY	$318.30
SKBWR3090D2/LCR/GXX/XX	30x90 Pwrd Dual-Sided Wksf, Double Hrns, LCR Grmt, HDW ONLY	$328.94
SKBWR3090D2/LR/GXX/XX	30x90 Pwrd Dual-Sided Wksf, Double Hrns, L&R Grmt, HDW ONLY	$323.62
SKBWR3090D2/N/XX	30x90 Pwrd Dual-Sided Wksf, Double Hrns, No Grmt, HDW ONLY	$312.98
SKBWR3096D2/C/GXX/XX	30x96 Pwrd Dual-Sided Wksf, Double Hrns, Cntr Grmt, HDW ONLY	$327.70
SKBWR3096D2/LCR/GXX/XX	30x96 Pwrd Dual-Sided Wksf, Double Hrns, LCR Grmt, HDW ONLY	$338.34

SKBWR3096D2/LR/GXX/XX	30x96 Pwrd Dual-Sided Wksf, Double Hrns, L&R Grmt, HDW ONLY	$333.02
SKBWR3096D2/N/XX	30x96 Pwrd Dual-Sided Wksf, Double Hrns, No Grmt, HDW ONLY	$322.38

Model Number	Description	Price
SKBWCE2448/C/GXX	24x48 Conf End Wksf for Dual Apps W/O Scrns, CtrGrmt,HDW Only	$2.66
SKBWCE2450/C/GXX	24x50 Conf End Wksf for Dual Apps W/ Scrns, Ctr Grmt,HDW Only	$2.66
SKBWCE3060/C/GXX	30x60 Conf End Wksf for Dual Apps W/O Scrns, CtrGrmt,HDW Only	$2.66
SKBWCE3062/C/GXX	30x62 Conf End Wksf for Dual Apps W/ Scrns, Ctr Grmt,HDW Only	$2.66

FRAMES

Model Number	Description	Price
CZBSA243642/F/XX/GXX	24" x 36"-42" Single-Sided Adder Frame	$185.54
CZBSA244872/F/XX/GXX	24" x 48"-72" Single-Sided Adder Frame	$203.07
CZBSA247296/F/XX/GXX	24" x 72"-96" Single-Sided Adder Frame	$209.51
CZBSA303642/F/XX/GXX	30" x 36"-42" Single-Sided Adder Frame	$218.28
CZBSA304872/F/XX/GXX	30" x 48"-72" Single-Sided Adder Frame	$235.81
CZBSA307296/F/XX/GXX	30" x 72"-96" Single-Sided Adder Frame	$227.05
CZBSS1E243642/F/XX/GXX	24" x 36"-42" Single-Sided Frame w/ Conf End	$309.37
CZBSS1E244872/F/XX/GXX	24" x 48"-72" Single-Sided Frame w/ Conf End	$326.90
CZBSS1E247296/F/XX/GXX	24" x 72"-96" Single-Sided Frame w/ Conf End	$333.34
CZBSS243642/F/XX/GXX	24" x 36"-42" Single-Sided Starter Frame	$283.76
CZBSS244872/F/XX/GXX	24" x 48"-72" Single-Sided Starter Frame	$301.29
CZBSS247296/F/XX/GXX	24" x 72"-96" Single-Sided Starter Frame	$307.73
CZBSS2E243642/F/XX/GXX	24" x 36"-42" Single-Sided Frame w/ 2 Conf End	$334.98
CZBSS2E244872/F/XX/GXX	24" x 48"-72" Single-Sided Frame w/ 2 Conf End	$352.51
CZBSS2E247296/F/XX/GXX	24" x 72"-96" Single-Sided Frame w/ 2 Conf End	$358.95
CZBSS303642/F/XX/GXX	30" x 36"-42" Single-Sided Starter Frame	$314.16
CZBSS304872/F/XX/GXX	30" x 48"-72" Single-Sided Starter Frame	$331.69
CZBSS307296/F/XX/GXX	30" x 72"-96" Single-Sided Starter Frame	$338.13

Model Number	Description	Price
CZBLP/XX/GXX	Post Leg Support	$33.60
CZBLS24/XX/GXX	24" Single Side Support Frame	$123.47
CZBLS30/XX/GXX	30" Single Side Support Frame	$138.67
CZBLS48/XX/GXX	48" Perpendicular Support Frame	$182.63
CZBLS60/XX/GXX	60" Perpendicular Support Frame	$188.47
CZBSAE243642/F/XX/GXX	24" x 36"-42" Single Adder End Frame	$209.91
CZBSAE244872/F/XX/GXX	24" x 48"-72" Single Adder End Frame	$227.44
CZBSAE247296/F/XX/GXX	24" x 72"-96" Single Adder End Frame	$233.88

Model Number	Description	Price
CZBDA483642/F/XX/GXX	48" x 36"-42" Dual-Sided Fixed Adder Frame	$295.09
CZBDA483642/S/XX/GXX	48" x 36"-42" Dual-Sided Sliding Adder Frame	$320.35
CZBDA484872/F/XX/GXX	48" x 48"-72" Dual-Sided Fixed Adder Frame	$330.15
CZBDA484872/S/XX/GXX	48" x 48"-72" Dual-Sided Sliding Adder Frame	$360.09

CZBDA487296/F/XX/GXX	48" x 72"-96" Dual-Sided Fixed Adder Frame	$343.03
CZBDA487296/S/XX/GXX	48" x 72"-96" Dual-Sided Sliding Adder Frame	$399.33
CZBDA603642/F/XX/GXX	60" x 36"-42" Dual-Sided Fixed Adder Frame	$295.09
CZBDA603642/S/XX/GXX	60" x 36"-42" Dual-Sided Sliding Adder Frame	$325.03
CZBDA604872/F/XX/GXX	60" x 48"-72" Dual-Sided Fixed Adder Frame	$330.15
CZBDA604872/S/XX/GXX	60" x 48"-72" Dual-Sided Sliding Adder Frame	$364.77
CZBDA607296/F/XX/GXX	60" x 72"-96" Dual-Sided Fixed Adder Frame	$343.03
CZBDA607296/S/XX/GXX	60" x 72"-96" Dual-Sided Sliding Adder Frame	$376.47
CZBDS1E483642/F/XX/GXX	48" x 36"-42" Dual-Sided Fixed Frame w/ Conf End	$541.32
CZBDS1E483642/S/XX/GXX	48" x 36"-42" Dual-Sided Sliding Frame w/ Conf End	$606.26
CZBDS1E484872/F/XX/GXX	48" x 48"-72" Dual-Sided Fixed Frame w/ Conf End	$576.38
CZBDS1E484872/S/XX/GXX	48" x 48"-72" Dual-Sided Sliding Frame w/ Conf End	$646.00
CZBDS1E487296/F/XX/GXX	48" x 72"-96" Dual-Sided Fixed Frame w/ Conf End	$589.26
CZBDS1E487296/S/XX/GXX	48" x 72"-96" Dual-Sided Sliding Frame w/ Conf End	$657.70
CZBDS1E603642/F/XX/GXX	60" x 36"-42" Dual-Sided Fixed Frame w/ Conf End	$567.08
CZBDS1E603642/S/XX/GXX	60" x 36"-42" Dual-Sided Sliding Frame w/ Conf End	$596.94
CZBDS1E604872/F/XX/GXX	60" x 48"-72" Dual-Sided Fixed Frame w/ Conf End	$588.10
CZBDS1E604872/S/XX/GXX	60" x 48"-72" Dual-Sided Sliding Frame w/ Conf End	$667.08
CZBDS1E607296/F/XX/GXX	60" x 72"-96" Dual-Sided Fixed Frame w/ Conf End	$600.98
CZBDS1E607296/S/XX/GXX	60" x 72"-96" Dual-Sided Sliding Frame w/ Conf End	$678.78
CZBDS2E483642/F/XX/GXX	48" x 36"-42" Dual-Sided Fixed Frame w/ 2 Conf End	$595.66
CZBDS2E483642/S/XX/GXX	48" x 36"-42" Dual-Sided Sliding Frame w/ 2 Conf End	$707.28
CZBDS2E484872/F/XX/GXX	48" x 48"-72" Dual-Sided Fixed Frame w/ 2 Conf End	$630.72
CZBDS2E484872/S/XX/GXX	48" x 48"-72" Dual-Sided Sliding Frame w/ 2 Conf End	$747.02
CZBDS2E487296/F/XX/GXX	48" x 72"-96" Dual-Sided Fixed Frame w/ 2 Conf End	$643.60
CZBDS2E487296/S/XX/GXX	48" x 72"-96" Dual-Sided Sliding Frame w/ 2 Conf End	$758.72
CZBDS2E603642/F/XX/GXX	60" x 36"-42" Dual-Sided Fixed Frame w/ 2 Conf End	$576.98
CZBDS2E603642/S/XX/GXX	60" x 36"-42" Dual-Sided Sliding Frame w/ 2 Conf End	$728.36
CZBDS2E604872/F/XX/GXX	60" x 48"-72" Dual-Sided Fixed Frame w/ 2 Conf End	$642.44
CZBDS2E604872/S/XX/GXX	60" x 48"-72" Dual-Sided Sliding Frame w/ 2 Conf End	$788.00
CZBDS2E607296/F/XX/GXX	60" x 72"-96" Dual-Sided Fixed Frame w/ 2 Conf End	$655.32
CZBDS2E607296/S/XX/GXX	60" x 72"-96" Dual-Sided Sliding Frame w/ 2 Conf End	$779.80
CZBDS483642/F/XX/GXX	48" x 36"-42" Dual-Sided Fixed Starter Frame	$438.90
CZBDS483642/S/XX/GXX	48" x 36"-42" Dual-Sided Sliding Starter Frame	$494.56
CZBDS484872/F/XX/GXX	48" x 48"-72" Dual-Sided Fixed Starter Frame	$473.96
CZBDS484872/S/XX/GXX	48" x 48"-72" Dual-Sided Sliding Starter Frame	$496.90
CZBDS487296/F/XX/GXX	48" x 72"-96" Dual-Sided Fixed Starter Frame	$486.84
CZBDS487296/S/XX/GXX	48" x 72"-96" Dual-Sided Sliding Starter Frame	$508.60
CZBDS603642/F/XX/GXX	60" x 36"-42" Dual-Sided Fixed Starter Frame	$450.58
CZBDS603642/S/XX/GXX	60" x 36"-42" Dual-Sided Sliding Starter Frame	$478.20
CZBDS604872/F/XX/GXX	60" x 48"-72" Dual-Sided Fixed Starter Frame	$485.64
CZBDS604872/S/XX/GXX	60" x 48"-72" Dual-Sided Sliding Starter Frame	$480.52
CZBDS607296/F/XX/GXX	60" x 72"-96" Dual-Sided Fixed Starter Frame	$498.52
CZBDS607296/S/XX/GXX	60" x 72"-96" Dual-Sided Sliding Starter Frame	$521.52

Model Number	**Description**	**Price**
CZBCSA2448/F/XX/GXX	24" x 48" Single-Sided Adder Frame	$207.15
CZBCSA245472/F/XX/GXX	24" x 54-72" Single-Sided Adder Frame	$228.21
CZBCSA247896/F/XX/GXX	24" x 78-96" Single-Sided Adder Frame	$242.24
CZBCSA3048/F/XX/GXX	30" x 48" Single-Sided Adder Frame	$217.67
CZBCSA305472/F/XX/GXX	30" x 54-72" Single-Sided Adder Frame	$238.73
CZBCSA307896/F/XX/GXX	30" x 78-96" Single-Sided Adder Frame	$252.76
CZBCSS2448/F/XX/GXX	24" x 48" Single-Sided Starter Frame	$364.05
CZBCSS245472/F/XX/GXX	24" x 54-72" Single-Sided Starter Frame	$385.11
CZBCSS247896/F/XX/GXX	24" x 78-96" Single-Sided Starter Frame	$402.07

CZBCSS3048/F/XX/GXX	30" x 48" Single-Sided Starter Frame	$385.09
CZBCSS305472/F/XX/GXX	30" x 54-72" Single-Sided Starter Frame	$406.15
CZBCSS307896/F/XX/GXX	30" x 78-96" Single-Sided Starter Frame	$423.11

ELECTRICAL

Model Number	Description	Price
CZBE1D60/XX	60" Double Wire Harness for Single-Sided App	$192.65
CZBE1D60HW/XX	60" Dual Wire Harness for Single Sided Hardwired App	$144.97
CZBE1D64/XX	64" Double Wire Harness for Single-Sided App	$201.12
CZBE1D66/XX	66" Double Wire Harness for Single-Sided App	$201.12
CZBE1D72/XX	72" Double Wire Harness for Single-Sided App	$196.13
CZBE1D72HW/XX	72" Dual Wire Harness for Single Sided Hardwired App	$149.62
CZBE1D78/XX	78" Double Wire Harness for Single-Sided App	$205.80
CZBE1D84/XX	84" Double Wire Harness for Single-Sided App	$208.14
CZBE1D84HW/XX	84" Dual Wire Harness for Single Sided Hardwired App	$223.80
CZBE1D90/XX	90" Double Wire Harness for Single-Sided App	$213.39
CZBE1D90HW/XX	90" Dual Wire Harness for Single Sided Hardwired App	$231.39
CZBE1D96/XX	96" Double Wire Harness for Single-Sided App	$218.64
CZBE1D96HW/XX	96" Dual Wire Harness for Single Sided Hardwired App	$238.98
CZBE1S30/XX	30" Single Wire Harness for Single-Sided App	$77.12
CZBE1S30HW/XX	30" Single Wire Harness for Single Sided Hardwired App	$104.78
CZBE1S36/XX	36" Single Wire Harness for Single-Sided App	$79.46
CZBE1S36HW/XX	36" Single Wire Harness for Single Sided Hardwired App	$108.30
CZBE1S42/XX	42" Single Wire Harness for Single-Sided App	$81.80
CZBE1S42HW/XX	42" Single Wire Harness for Single Sided Hardwired App	$111.90
CZBE1S48/XX	48" Single Wire Harness for Single-Sided App	$91.83
CZBE1S48HW/XX	48" Single Wire Harness for Single Sided Hardwired App	$124.27
CZBE1S54/XX	54" Single Wire Harness for Single-Sided App	$94.46
CZBE1S54HW/XX	54" Single Wire Harness for Single Sided Hardwired App	$128.18
CZBE1S60/XX	60" Single Wire Harness for Single-Sided App	$110.35
CZBE1S60HW/XX	60" Single Wire Harness for Single Sided Hardwired App	$141.74
CZBE1S66HW/XX	66" Single Wire Harness for Single Sided Hardwired App	$168.06
CZBE1S72/XX	72" Single Wire Harness for Single-Sided App	$126.70
CZBE1S72HW/XX	72" Single Wire Harness for Single Sided Hardwired App	$146.49
CZBE1S78HW/XX	78" Single Wire Harness for Single Sided Hardwired App	$175.19

Model Number	Description	Price
CZBE2D60/XX	60" Double Wire Harness for Dual-Sided App	$167.62
CZBE2D60HW	60" Double Harness for Dual-Sided Hardwired App	$103.41
CZBE2D64/XX	64" Double Wire Harness for Dual-Sided App	$169.96
CZBE2D66/XX	66" Double Wire Harness for Dual-Sided App	$172.29
CZBE2D72/XX	72" Double Wire Harness for Dual-Sided App	$173.47
CZBE2D72HW	72" Double Harness for Dual-Sided Hardwired App	$109.37
CZBE2D78/XX	78" Double Wire Harness for Dual-Sided App	$175.81
CZBE2D84/XX	84" Double Wire Harness for Dual-Sided App	$176.97
CZBE2D84HW	84" Double Harness for Dual-Sided Hardwired App	$115.31
CZBE2D90/XX	90" Double Wire Harness for Dual-Sided App	$182.82
CZBE2D90HW	90" Double Harness for Dual-Sided Hardwired App	$119.99
CZBE2D96/XX	96" Double Wire Harness for Dual-Sided App	$185.16
CZBE2D96HW	96" Double Harness for Dual-Sided Hardwired App	$122.42
CZBE2S36HW	36" Single Harness for Dual-Sided Hardwired App	$89.08

CZBE2S42HW	42" Single Harness for Dual-Sided Hardwired App	$90.24
CZBE2S48/XX	48" Single Wire Harness for Dual-Sided App	$84.50
CZBE2S48HW	48" Single Harness for Dual-Sided Hardwired App	$92.57
CZBE2S54/XX	54" Single Wire Harness for Dual-Sided App	$85.67
CZBE2S54HW	54" Single Harness for Dual-Sided Hardwired App	$94.92
CZBE2S60/XX	60" Single Wire Harness for Dual-Sided App	$92.69
CZBE2S60HW	60" Single Harness for Dual-Sided Hardwired App	$97.35
CZBE2S66HW	66" Single Harness for Dual-Sided Hardwired App	$100.86
CZBE2S72/XX	72" Single Wire Harness for Dual-Sided App	$109.05
CZBE2S72HW	72" Single Harness for Dual-Sided Hardwired App	$103.31
CZBE2S78HW	78" Single Harness for Dual-Sided Hardwired App	$105.74

Model Number	Description	Price
CZBJP.24	24" Worksurface to Worksurface Jumper	$49.84
CZBJP.24.442	24" Worksurface to Worksurface Jumper 442 10-Wire	$49.84
CZBJP.30	30" Worksurface to Worksurface Jumper	$55.15
CZBJP.30.442	30" Worksurface to Worksurface Jumper 442 10-Wire	$55.15
CZBJP.48	48" Worksurface to Worksurface Jumper	$61.51
CZBJP.48.442	48" Worksurface to Worksurface Jumper 442 10-Wire	$61.51
CZBJP.60	60" Worksurface to Worksurface Jumper	$69.99
CZBJP.60.442	60" Worksurface to Worksurface Jumper 442 10-Wire	$69.99
CZBJP.72	66" Worksurface to Worksurface Jumper	$73.17
CZBJP.72.442	66" Worksurface to Worksurface Jumper 442 10-Wire	$73.17
CZBJP.TJ	18 1/2" Worksurface to Worksurface Jumper	$44.54
CZBJP.TJ.442	18 1/2" Worksurface to Worksurface Jumper 442 10-Wire	$44.54

Model Number	Description	Price
46.2880.1.BL	15 Amp Duplex Receptacle, Raceway, Circuit 1, Black	$9.79
46.2880.2.BL	15 Amp Duplex Receptacle, Raceway, Circuit 2, Black	$9.79
46.2880.3.BL	15 Amp Duplex Receptacle, Raceway, Circuit 3, Black	$9.79
46.2880.4I	15 Amp Duplex Isolated, Receptacle, Raceway, Circuit 4I, Orange	$9.79
46.2880.5I	15 Amp Duplex Isolated, Receptacle, Raceway, Circuit 5I, Orange	$9.79
46.2880.6I	15 Amp Duplex Isolated, Receptacle, Raceway, Circuit 6I, Orange	$9.79
46.2881.1.BL	15 Amp Duplex Receptacle 4 Circuit, Circuit 1, Black	$9.79
46.2881.2.BL	15 Amp Duplex Receptacle 4 Circuit, Circuit 2, Black	$9.79
46.2881.3.BL	15 Amp Duplex Receptacle 4 Circuit, Circuit 3, Black	$9.79
46.2881.4I	15 Amp Duplex Receptacle 4 Circuit, Circuit 4, Orange	$9.79
CZBCFF.XX	10-Wire Base Infeed-Café Height	$94.71
CZBCTDF1L.XX	Data Top Infeed Left-Café Height	$132.12
CZBCTDF1R.XX	Data Top Infeed Right-Café Height	$132.12
CZBCTF1L.XX	Top Infeed, 10-Wire, Café Height, Left	$217.47
CZBCTF1R.XX	Top Infeed, 10-Wire, Café Height, Right	$217.47
CZBFF.442.XX	10 Wire Base Infeed Standard Height 4-4-2	$94.71
CZBFF.XX	10-Wire Base Infeed	$77.45
CZBTDF1L.XX	Data Top Infeed Left	$116.92
CZBTDF1R.XX	Data Top Infeed Right	$116.92
CZBTDF2.XX	Data Top Infeed Dual	$123.94
CZBTF1L.442.XX	Data Top Infeed Left 4 Circuit for Single Sided Applications	$224.83
CZBTF1L.XX	Top Infeed, 10-Wire, for Single-Sided Applications, Left	$224.80
CZBTF1R.442.XX	Data Top Infeed Right 4 Circuit for Single Sided Applications	$224.83
CZBTF1R.XX	Top Infeed, 10-Wire, for Single-Sided Applications, Right	$224.80
CZBTDF2.XX	Data Top Infeed Dual 4 Circuit for Dual Sided Applications	$224.83

CZBTF2.XX	Top Infeed, 10-Wire, for Dual-Sided Applications	$224.81

Model Number	Description	Price
CZBCIC24.XX	Base Wire Enclosure 42" High Steel Leg Applications for 24" Base	$64.31
CZBCIC30.XX	Base Wire Enclosure 42" High Steel Leg Applications for 30" Base	$65.48
CZBIC24.XX	Base Wire Enclosure Steel Leg Applications for 24" Base	$60.80
CZBIC30.XX	Base Wire Enclosure Steel Leg Applications for 30" Base	$61.96
CZBIC48.XX	Base Wire Enclosure Steel Leg Applications for 48" Base	$63.15
CZBIC60.XX	Base Wire Enclosure Steel Leg Applications for 60" Base	$70.15

Model Number	Description	Price
CZBZ2D60/XX	60" Double 442 Rigid Wireway Dual Sided Applications 4 Circuit	$200.43
CZBZ2D64/XX	64" Double 442 Rigid Wireway Dual Sided Applications 4 Circuit	$202.56
CZBZ2D66/XX	66" Double 442 Rigid Wireway Dual Sided Applications 4 Circuit	$204.68
CZBZ2D72/XX	72" Double 442 Rigid Wireway Dual Sided Applications 4 Circuit	$206.80
CZBZ2D78/XX	78" Double 442 Rigid Wireway Dual Sided Applications 4 Circuit	$208.92
CZBZ2D84/XX	84" Double 442 Rigid Wireway Dual Sided Applications 4 Circuit	$211.04
CZBZ2D90/XX	90" Double 442 Rigid Wireway Dual Sided Applications 4 Circuit	$213.16
CZBZ2D96/XX	96" Double 442 Rigid Wireway Dual Sided Applications 4 Circuit	$215.28
CZBZ2S48/XX	48" Single 442 Rigid Wireway Dual Sided Applications 4 Circuit	$97.57
CZBZ2S54/XX	54" Single 442 Rigid Wireway Dual Sided Applications 4 Circuit	$104.99
CZBZ2S60/XX	60" Single 442 Rigid Wireway Dual Sided Applications 4 Circuit	$108.17
CZBZ2S72/XX	72" Single 442 Rigid Wireway Dual Sided Applications 4 Circuit	$123.02

PRIVACY SCREENS

Model Number	Description	Price
SKPSF2413/1/DAD/XX/XXX	24x13 Fabric Privacy Screen, Double Adder	$103.97
SKPSF2413/1/DST/XX/XXX	24x13 Fabric Privacy Screen, Double Starter	$118.30
SKPSF2413/1/SAD/XX/XXX	24x13 Fabric Privacy Screen, Single Adder	$105.00
SKPSF2413/1/SST/XX/XXX	24x13 Fabric Privacy Screen, Single Starter	$110.84
SKPSF2419/1/DAD/XX/XXX	24x19 Fabric Privacy Screen, Double Adder	$123.38
SKPSF2419/1/DST/XX/XXX	24x19 Fabric Privacy Screen, Double Starter	$137.71
SKPSF2419/1/SAD/XX/XXX	24x19 Fabric Privacy Screen, Single Adder	$124.41
SKPSF2419/1/SST/XX/XXX	24x19 Fabric Privacy Screen, Single Starter	$130.25
SKPSF3013/1/DAD/XX/XXX	30x13 Fabric Privacy Screen, Double Adder	$114.20
SKPSF3013/1/DST/XX/XXX	30x13 Fabric Privacy Screen, Double Starter	$128.53
SKPSF3013/1/SAD/XX/XXX	30x13 Fabric Privacy Screen, Single Adder	$115.23
SKPSF3013/1/SST/XX/XXX	30x13 Fabric Privacy Screen, Single Starter	$121.07
SKPSF3019/1/DAD/XX/XXX	30x19 Fabric Privacy Screen, Double Adder	$133.61
SKPSF3019/1/DST/XX/XXX	30x19 Fabric Privacy Screen, Double Starter	$147.94
SKPSF3019/1/SAD/XX/XXX	30x19 Fabric Privacy Screen, Single Adder	$134.64
SKPSF3019/1/SST/XX/XXX	30x19 Fabric Privacy Screen, Single Starter	$140.48
SKPSF3031/1/DAD/XX/XXX	30x31 Fabric Privacy Screen, Double Adder	$162.84
SKPSF3031/1/DST/XX/XXX	30x31 Fabric Privacy Screen, Double Starter	$177.17
SKPSF3031/1/SAD/XX/XXX	30x31 Fabric Privacy Screen, Single Adder	$163.87
SKPSF3031/1/SST/XX/XXX	30x31 Fabric Privacy Screen, Single Starter	$169.71
SKPSF3613/1/DAD/XX/XXX	36x13 Fabric Privacy Screen, Double Adder	$121.79
SKPSF3613/1/DST/XX/XXX	36x13 Fabric Privacy Screen, Double Starter	$136.12

NEW YORK STYLELINKS MODEL PRICE LIST

Date: 8/2/2022

SKPSF3613/1/SAD/XX/XXX	36x13 Fabric Privacy Screen, Single Adder	$122.82
SKPSF3613/1/SST/XX/XXX	36x13 Fabric Privacy Screen, Single Starter	$128.66
SKPSF3619/1/DAD/XX/XXX	36x19 Fabric Privacy Screen, Double Adder	$142.37
SKPSF3619/1/DST/XX/XXX	36x19 Fabric Privacy Screen, Double Starter	$156.70
SKPSF3619/1/SAD/XX/XXX	36x19 Fabric Privacy Screen, Single Adder	$143.40
SKPSF3619/1/SST/XX/XXX	36x19 Fabric Privacy Screen, Single Starter	$149.24
SKPSF3631/1/DAD/XX/XXX	36x31 Fabric Privacy Screen, Double Adder	$170.42
SKPSF3631/1/DST/XX/XXX	36x31 Fabric Privacy Screen, Double Starter	$184.75
SKPSF3631/1/SAD/XX/XXX	36x31 Fabric Privacy Screen, Single Adder	$171.45
SKPSF3631/1/SST/XX/XXX	36x31 Fabric Privacy Screen, Single Starter	$177.29
SKPSF4213/1/DAD/XX/XXX	42x13 Fabric Privacy Screen, Double Adder	$126.75
SKPSF4213/1/DST/XX/XXX	42x13 Fabric Privacy Screen, Double Starter	$141.08
SKPSF4213/1/SAD/XX/XXX	42x13 Fabric Privacy Screen, Single Adder	$127.78
SKPSF4213/1/SST/XX/XXX	42x13 Fabric Privacy Screen, Single Starter	$133.62
SKPSF4219/1/DAD/XX/XXX	42x19 Fabric Privacy Screen, Double Adder	$147.34
SKPSF4219/1/DST/XX/XXX	42x19 Fabric Privacy Screen, Double Starter	$161.67
SKPSF4219/1/SAD/XX/XXX	42x19 Fabric Privacy Screen, Single Adder	$148.37
SKPSF4219/1/SST/XX/XXX	42x19 Fabric Privacy Screen, Single Starter	$154.21
SKPSF4231/1/DAD/XX/XXX	42x31 Fabric Privacy Screen, Double Adder	$175.41
SKPSF4231/1/DST/XX/XXX	42x31 Fabric Privacy Screen, Double Starter	$189.74
SKPSF4231/1/SAD/XX/XXX	42x31 Fabric Privacy Screen, Single Adder	$176.44
SKPSF4231/1/SST/XX/XXX	42x31 Fabric Privacy Screen, Single Starter	$182.28
SKPSF4813/1/DAD/XX/XXX	48x13 Fabric Privacy Screen, Double Adder	$133.77
SKPSF4813/1/DST/XX/XXX	48x13 Fabric Privacy Screen, Double Starter	$148.10
SKPSF4813/1/SAD/XX/XXX	48x13 Fabric Privacy Screen, Single Adder	$134.80
SKPSF4813/1/SST/XX/XXX	48x13 Fabric Privacy Screen, Single Starter	$140.64
SKPSF4819/1/DAD/XX/XXX	48x19 Fabric Privacy Screen, Double Adder	$154.35
SKPSF4819/1/DST/XX/XXX	48x19 Fabric Privacy Screen, Double Starter	$168.68
SKPSF4819/1/SAD/XX/XXX	48x19 Fabric Privacy Screen, Single Adder	$155.38
SKPSF4819/1/SST/XX/XXX	48x19 Fabric Privacy Screen, Single Starter	$161.22
SKPSF4831/1/DAD/XX/XXX	48x31 Fabric Privacy Screen, Double Adder	$182.41
SKPSF4831/1/DST/XX/XXX	48x31 Fabric Privacy Screen, Double Starter	$196.74
SKPSF4831/1/SAD/XX/XXX	48x31 Fabric Privacy Screen, Single Adder	$183.44
SKPSF4831/1/SST/XX/XXX	48x31 Fabric Privacy Screen, Single Starter	$189.28
SKPSF5413/1/DAD/XX/XXX	54x13 Fabric Privacy Screen, Double Adder	$153.08
SKPSF5413/1/DST/XX/XXX	54x13 Fabric Privacy Screen, Double Starter	$167.41
SKPSF5413/1/SAD/XX/XXX	54x13 Fabric Privacy Screen, Single Adder	$154.11
SKPSF5413/1/SST/XX/XXX	54x13 Fabric Privacy Screen, Single Starter	$159.95
SKPSF5419/1/DAD/XX/XXX	54x19 Fabric Privacy Screen, Double Adder	$198.20
SKPSF5419/1/DST/XX/XXX	54x19 Fabric Privacy Screen, Double Starter	$212.53
SKPSF5419/1/SAD/XX/XXX	54x19 Fabric Privacy Screen, Single Adder	$199.23
SKPSF5419/1/SST/XX/XXX	54x19 Fabric Privacy Screen, Single Starter	$205.07
SKPSF6013/1/DAD/XX/XXX	60x13 Fabric Privacy Screen, Double Adder	$156.57
SKPSF6013/1/DST/XX/XXX	60x13 Fabric Privacy Screen, Double Starter	$170.90
SKPSF6013/1/SAD/XX/XXX	60x13 Fabric Privacy Screen, Single Adder	$157.60
SKPSF6013/1/SST/XX/XXX	60x13 Fabric Privacy Screen, Single Starter	$163.44
SKPSF6013/2/DAD/XX/XXX	60x13 Fabric Privacy Screen w/ Center Divider, Double Adder	$232.35
SKPSF6013/2/DST/XX/XXX	60x13 Fabric Privacy Screen w/ Center Divider, Double Starter	$246.68
SKPSF6013/2/SAD/XX/XXX	60x13 Fabric Privacy Screen w/ Center Divider, Single Adder	$226.87
SKPSF6013/2/SST/XX/XXX	60x13 Fabric Privacy Screen w/ Center Divider, Single Starter	$232.71
SKPSF6019/1/DAD/XX/XXX	60x19 Fabric Privacy Screen, Double Adder	$201.70
SKPSF6019/1/DST/XX/XXX	60x19 Fabric Privacy Screen, Double Starter	$216.03
SKPSF6019/1/SAD/XX/XXX	60x19 Fabric Privacy Screen, Single Adder	$202.73
SKPSF6019/1/SST/XX/XXX	60x19 Fabric Privacy Screen, Single Starter	$208.57
SKPSF6019/2/DAD/XX/XXX	60x19 Fabric Privacy Screen w/ Center Divider, Double Adder	$271.17
SKPSF6019/2/DST/XX/XXX	60x19 Fabric Privacy Screen w/ Center Divider, Double Starter	$285.50
SKPSF6019/2/SAD/XX/XXX	60x19 Fabric Privacy Screen w/ Center Divider, Single Adder	$265.69
SKPSF6019/2/SST/XX/XXX	60x19 Fabric Privacy Screen w/ Center Divider, Single Starter	$271.53

SKPSF6031/2/DAD/XX/XXX	60x31 Fabric Privacy Screen w/ Center Divider, Double Adder	$329.63
SKPSF6031/2/DST/XX/XXX	60x31 Fabric Privacy Screen w/ Center Divider, Double Starter	$343.96
SKPSF6031/2/SAD/XX/XXX	60x31 Fabric Privacy Screen w/ Center Divider, Single Adder	$324.15
SKPSF6031/2/SST/XX/XXX	60x31 Fabric Privacy Screen w/ Center Divider, Single Starter	$329.99
SKPSF6413/2/DAD/XX/XXX	64x13 Fabric Privacy Screen w/ Center Divider, Double Adder	$239.35
SKPSF6413/2/DST/XX/XXX	64x13 Fabric Privacy Screen w/ Center Divider, Double Starter	$253.68
SKPSF6413/2/SAD/XX/XXX	64x13 Fabric Privacy Screen w/ Center Divider, Single Adder	$233.87
SKPSF6413/2/SST/XX/XXX	64x13 Fabric Privacy Screen w/ Center Divider, Single Starter	$239.71
SKPSF6419/2/DAD/XX/XXX	64x19 Fabric Privacy Screen w/ Center Divider, Double Adder	$278.17
SKPSF6419/2/DST/XX/XXX	64x19 Fabric Privacy Screen w/ Center Divider, Double Starter	$292.50
SKPSF6419/2/SAD/XX/XXX	64x19 Fabric Privacy Screen w/ Center Divider, Single Adder	$272.69
SKPSF6419/2/SST/XX/XXX	64x19 Fabric Privacy Screen w/ Center Divider, Single Starter	$278.53
SKPSF6431/2/DAD/XX/XXX	64x31 Fabric Privacy Screen w/ Center Divider, Double Adder	$336.63
SKPSF6431/2/DST/XX/XXX	64x31 Fabric Privacy Screen w/ Center Divider, Double Starter	$350.96
SKPSF6431/2/SAD/XX/XXX	64x31 Fabric Privacy Screen w/ Center Divider, Single Adder	$331.15
SKPSF6431/2/SST/XX/XXX	64x31 Fabric Privacy Screen w/ Center Divider, Single Starter	$336.99
SKPSF6613/1/DAD/XX/XXX	66x13 Fabric Privacy Screen, Double Adder	$161.25
SKPSF6613/1/DST/XX/XXX	66x13 Fabric Privacy Screen, Double Starter	$175.58
SKPSF6613/1/SAD/XX/XXX	66x13 Fabric Privacy Screen, Single Adder	$162.28
SKPSF6613/1/SST/XX/XXX	66x13 Fabric Privacy Screen, Single Starter	$168.12
SKPSF6619/1/DAD/XX/XXX	66x19 Fabric Privacy Screen, Double Adder	$206.39
SKPSF6619/1/DST/XX/XXX	66x19 Fabric Privacy Screen, Double Starter	$220.72
SKPSF6619/1/SAD/XX/XXX	66x19 Fabric Privacy Screen, Single Adder	$207.42
SKPSF6619/1/SST/XX/XXX	66x19 Fabric Privacy Screen, Single Starter	$213.26
SKPSF7213/1/DAD/XX/XXX	72x13 Fabric Privacy Screen, Double Adder	$164.75
SKPSF7213/1/DST/XX/XXX	72x13 Fabric Privacy Screen, Double Starter	$179.08
SKPSF7213/1/SAD/XX/XXX	72x13 Fabric Privacy Screen, Single Adder	$165.78
SKPSF7213/1/SST/XX/XXX	72x13 Fabric Privacy Screen, Single Starter	$171.62
SKPSF7213/2/DAD/XX/XXX	72x13 Fabric Privacy Screen w/ Center Divider, Double Adder	$247.53
SKPSF7213/2/DST/XX/XXX	72x13 Fabric Privacy Screen w/ Center Divider, Double Starter	$261.86
SKPSF7213/2/SAD/XX/XXX	72x13 Fabric Privacy Screen w/ Center Divider, Single Adder	$242.05
SKPSF7213/2/SST/XX/XXX	72x13 Fabric Privacy Screen w/ Center Divider, Single Starter	$247.89
SKPSF7219/1/DAD/XX/XXX	72x19 Fabric Privacy Screen, Double Adder	$211.06
SKPSF7219/1/DST/XX/XXX	72x19 Fabric Privacy Screen, Double Starter	$225.39
SKPSF7219/1/SAD/XX/XXX	72x19 Fabric Privacy Screen, Single Adder	$212.09
SKPSF7219/1/SST/XX/XXX	72x19 Fabric Privacy Screen, Single Starter	$217.93
SKPSF7219/2/DAD/XX/XXX	72x19 Fabric Privacy Screen w/ Center Divider, Double Adder	$288.69
SKPSF7219/2/DST/XX/XXX	72x19 Fabric Privacy Screen w/ Center Divider, Double Starter	$303.02
SKPSF7219/2/SAD/XX/XXX	72x19 Fabric Privacy Screen w/ Center Divider, Single Adder	$283.21
SKPSF7219/2/SST/XX/XXX	72x19 Fabric Privacy Screen w/ Center Divider, Single Starter	$289.05
SKPSF7231/2/DAD/XX/XXX	72x31 Fabric Privacy Screen w/ Center Divider, Double Adder	$344.79
SKPSF7231/2/DST/XX/XXX	72x31 Fabric Privacy Screen w/ Center Divider, Double Starter	$359.12
SKPSF7231/2/SAD/XX/XXX	72x31 Fabric Privacy Screen w/ Center Divider, Single Adder	$339.31
SKPSF7231/2/SST/XX/XXX	72x31 Fabric Privacy Screen w/ Center Divider, Single Starter	$345.15
SKPSF7813/1/DAD/XX/XXX	78x13 Fabric Privacy Screen, Double Adder	$175.29
SKPSF7813/1/DST/XX/XXX	78x13 Fabric Privacy Screen, Double Starter	$189.62
SKPSF7813/1/SAD/XX/XXX	78x13 Fabric Privacy Screen, Single Adder	$176.32
SKPSF7813/1/SST/XX/XXX	78x13 Fabric Privacy Screen, Single Starter	$182.16
SKPSF7819/1/DAD/XX/XXX	78x19 Fabric Privacy Screen, Double Adder	$221.58
SKPSF7819/1/DST/XX/XXX	78x19 Fabric Privacy Screen, Double Starter	$235.91
SKPSF7819/1/SAD/XX/XXX	78x19 Fabric Privacy Screen, Single Adder	$222.61
SKPSF7819/1/SST/XX/XXX	78x19 Fabric Privacy Screen, Single Starter	$228.45
SKPSF8413/2/DAD/XX/XXX	84x13 Fabric Privacy Screen w/ Center Divider, Double Adder	$257.45
SKPSF8413/2/DST/XX/XXX	84x13 Fabric Privacy Screen w/ Center Divider, Double Starter	$266.41
SKPSF8413/2/SAD/XX/XXX	84x13 Fabric Privacy Screen w/ Center Divider, Single Adder	$251.97
SKPSF8413/2/SST/XX/XXX	84x13 Fabric Privacy Screen w/ Center Divider, Single Starter	$257.81
SKPSF8419/2/DAD/XX/XXX	84x19 Fabric Privacy Screen w/ Center Divider, Double Adder	$298.63
SKPSF8419/2/DST/XX/XXX	84x19 Fabric Privacy Screen w/ Center Divider, Double Starter	$307.59

SKPSF8419/2/SAD/XX/XXX	84x19 Fabric Privacy Screen w/ Center Divider, Single Adder	$293.15
SKPSF8419/2/SST/XX/XXX	84x19 Fabric Privacy Screen w/ Center Divider, Single Starter	$298.99
SKPSF8431/2/DAD/XX/XXX	84x31 Fabric Privacy Screen w/ Center Divider, Double Adder	$354.77
SKPSF8431/2/DST/XX/XXX	84x31 Fabric Privacy Screen w/ Center Divider, Double Starter	$363.73
SKPSF8431/2/SAD/XX/XXX	84x31 Fabric Privacy Screen w/ Center Divider, Single Adder	$349.29
SKPSF8431/2/SST/XX/XXX	84x31 Fabric Privacy Screen w/ Center Divider, Single Starter	$355.13
SKPSF9013/2/DAD/XX/XXX	90x13 Fabric Privacy Screen w/ Center Divider, Double Adder	$263.31
SKPSF9013/2/DST/XX/XXX	90x13 Fabric Privacy Screen w/ Center Divider, Double Starter	$277.64
SKPSF9013/2/SAD/XX/XXX	90x13 Fabric Privacy Screen w/ Center Divider, Single Adder	$257.83
SKPSF9013/2/SST/XX/XXX	90x13 Fabric Privacy Screen w/ Center Divider, Single Starter	$263.67
SKPSF9013/3/DAD/XX/XXX	90x13 Fabric Privacy Screen w/ Two Dividers, Double Adder	$350.50
SKPSF9013/3/DST/XX/XXX	90x13 Fabric Privacy Screen w/ Two Dividers, Double Starter	$364.83
SKPSF9013/3/SAD/XX/XXX	90x13 Fabric Privacy Screen w/ Two Dividers, Single Adder	$338.51
SKPSF9013/3/SST/XX/XXX	90x13 Fabric Privacy Screen w/ Two Dividers, Single Starter	$344.35
SKPSF9019/2/DAD/XX/XXX	90x19 Fabric Privacy Screen w/ Center Divider, Double Adder	$304.49
SKPSF9019/2/DST/XX/XXX	90x19 Fabric Privacy Screen w/ Center Divider, Double Starter	$318.82
SKPSF9019/2/SAD/XX/XXX	90x19 Fabric Privacy Screen w/ Center Divider, Single Adder	$299.01
SKPSF9019/2/SST/XX/XXX	90x19 Fabric Privacy Screen w/ Center Divider, Single Starter	$304.85
SKPSF9019/3/DAD/XX/XXX	90x19 Fabric Privacy Screen w/ Two Dividers, Double Adder	$408.73
SKPSF9019/3/DST/XX/XXX	90x19 Fabric Privacy Screen w/ Two Dividers, Double Starter	$423.06
SKPSF9019/3/SAD/XX/XXX	90x19 Fabric Privacy Screen w/ Two Dividers, Single Adder	$396.74
SKPSF9019/3/SST/XX/XXX	90x19 Fabric Privacy Screen w/ Two Dividers, Single Starter	$402.58
SKPSF9031/2/DAD/XX/XXX	90x31 Fabric Privacy Screen w/ Center Divider, Double Adder	$360.59
SKPSF9031/2/DST/XX/XXX	90x31 Fabric Privacy Screen w/ Center Divider, Double Starter	$374.92
SKPSF9031/2/SAD/XX/XXX	90x31 Fabric Privacy Screen w/ Center Divider, Single Adder	$355.11
SKPSF9031/2/SST/XX/XXX	90x31 Fabric Privacy Screen w/ Center Divider, Single Starter	$360.95
SKPSF9031/3/DAD/XX/XXX	90x31 Fabric Privacy Screen w/ Two Dividers, Double Adder	$496.42
SKPSF9031/3/DST/XX/XXX	90x31 Fabric Privacy Screen w/ Two Dividers, Double Starter	$510.75
SKPSF9031/3/SAD/XX/XXX	90x31 Fabric Privacy Screen w/ Two Dividers, Single Adder	$484.43
SKPSF9031/3/SST/XX/XXX	90x31 Fabric Privacy Screen w/ Two Dividers, Single Starter	$490.27
SKPSF9613/2/DAD/XX/XXX	96x13 Fabric Privacy Screen w/ Center Divider, Double Adder	$271.49
SKPSF9613/2/DST/XX/XXX	96x13 Fabric Privacy Screen w/ Center Divider, Double Starter	$285.82
SKPSF9613/2/SAD/XX/XXX	96x13 Fabric Privacy Screen w/ Center Divider, Single Adder	$266.01
SKPSF9613/2/SST/XX/XXX	96x13 Fabric Privacy Screen w/ Center Divider, Single Starter	$271.85
SKPSF9613/3/DAD/XX/XXX	96x13 Fabric Privacy Screen w/ Two Dividers, Double Adder	$361.00
SKPSF9613/3/DST/XX/XXX	96x13 Fabric Privacy Screen w/ Two Dividers, Double Starter	$375.33
SKPSF9613/3/SAD/XX/XXX	96x13 Fabric Privacy Screen w/ Two Dividers, Single Adder	$349.01
SKPSF9613/3/SST/XX/XXX	96x13 Fabric Privacy Screen w/ Two Dividers, Single Starter	$354.85
SKPSF9619/2/DAD/XX/XXX	96x19 Fabric Privacy Screen w/ Center Divider, Double Adder	$312.65
SKPSF9619/2/DST/XX/XXX	96x19 Fabric Privacy Screen w/ Center Divider, Double Starter	$326.98
SKPSF9619/2/SAD/XX/XXX	96x19 Fabric Privacy Screen w/ Center Divider, Single Adder	$307.17
SKPSF9619/2/SST/XX/XXX	96x19 Fabric Privacy Screen w/ Center Divider, Single Starter	$313.01
SKPSF9619/3/DAD/XX/XXX	96x19 Fabric Privacy Screen w/ Two Dividers, Double Adder	$419.23
SKPSF9619/3/DST/XX/XXX	96x19 Fabric Privacy Screen w/ Two Dividers, Double Starter	$433.56
SKPSF9619/3/SAD/XX/XXX	96x19 Fabric Privacy Screen w/ Two Dividers, Single Adder	$407.24
SKPSF9619/3/SST/XX/XXX	96x19 Fabric Privacy Screen w/ Two Dividers, Single Starter	$413.08
SKPSF9631/2/DAD/XX/XXX	96x31 Fabric Privacy Screen w/ Center Divider, Double Adder	$368.77
SKPSF9631/2/DST/XX/XXX	96x31 Fabric Privacy Screen w/ Center Divider, Double Starter	$383.10
SKPSF9631/2/SAD/XX/XXX	96x31 Fabric Privacy Screen w/ Center Divider, Single Adder	$363.29
SKPSF9631/2/SST/XX/XXX	96x31 Fabric Privacy Screen w/ Center Divider, Single Starter	$369.13
SKPSF9631/3/DAD/XX/XXX	96x31 Fabric Privacy Screen w/ Two Dividers, Double Adder	$506.92
SKPSF9631/3/DST/XX/XXX	96x31 Fabric Privacy Screen w/ Two Dividers, Double Starter	$521.25
SKPSF9631/3/SAD/XX/XXX	96x31 Fabric Privacy Screen w/ Two Dividers, Single Adder	$494.93
SKPSF9631/3/SST/XX/XXX	96x31 Fabric Privacy Screen w/ Two Dividers, Single Starter	$500.77

NEW YORK STYLELINKS MODEL PRICE LIST

Date: 8/2/2022

Model Number	Description	Price
SKPSFT2413/1/DAD/XX/XXX	24x13 Fabric Privacy Screen w/ Tool Rail, Double Adder	$104.58
SKPSFT2413/1/DST/XX/XXX	24x13 Fabric Privacy Screen w/ Tool Rail, Double Starter	$118.91
SKPSFT2413/1/SAD/XX/XXX	24x13 Fabric Privacy Screen w/ Tool Rail, Single Adder	$105.61
SKPSFT2413/1/SST/XX/XXX	24x13 Fabric Privacy Screen w/ Tool Rail, Single Starter	$111.45
SKPSFT2419/1/DAD/XX/XXX	24x19 Fabric Privacy Screen w/ Tool Rail, Double Adder	$121.07
SKPSFT2419/1/DST/XX/XXX	24x19 Fabric Privacy Screen w/ Tool Rail, Double Starter	$135.40
SKPSFT2419/1/SAD/XX/XXX	24x19 Fabric Privacy Screen w/ Tool Rail, Single Adder	$122.10
SKPSFT2419/1/SST/XX/XXX	24x19 Fabric Privacy Screen w/ Tool Rail, Single Starter	$127.94
SKPSFT3013/1/DAD/XX/XXX	30x13 Fabric Privacy Screen w/ Tool Rail, Double Adder	$109.26
SKPSFT3013/1/DST/XX/XXX	30x13 Fabric Privacy Screen w/ Tool Rail, Double Starter	$123.59
SKPSFT3013/1/SAD/XX/XXX	30x13 Fabric Privacy Screen w/ Tool Rail, Single Adder	$110.29
SKPSFT3013/1/SST/XX/XXX	30x13 Fabric Privacy Screen w/ Tool Rail, Single Starter	$116.13
SKPSFT3019/1/DAD/XX/XXX	30x19 Fabric Privacy Screen w/ Tool Rail, Double Adder	$128.09
SKPSFT3019/1/DST/XX/XXX	30x19 Fabric Privacy Screen w/ Tool Rail, Double Starter	$142.42
SKPSFT3019/1/SAD/XX/XXX	30x19 Fabric Privacy Screen w/ Tool Rail, Single Adder	$129.12
SKPSFT3019/1/SST/XX/XXX	30x19 Fabric Privacy Screen w/ Tool Rail, Single Starter	$134.96
SKPSFT3613/1/DAD/XX/XXX	36x13 Fabric Privacy Screen w/ Tool Rail, Double Adder	$122.12
SKPSFT3613/1/DST/XX/XXX	36x13 Fabric Privacy Screen w/ Tool Rail, Double Starter	$136.45
SKPSFT3613/1/SAD/XX/XXX	36x13 Fabric Privacy Screen w/ Tool Rail, Single Adder	$123.15
SKPSFT3613/1/SST/XX/XXX	36x13 Fabric Privacy Screen w/ Tool Rail, Single Starter	$128.99
SKPSFT3619/1/DAD/XX/XXX	36x19 Fabric Privacy Screen w/ Tool Rail, Double Adder	$142.13
SKPSFT3619/1/DST/XX/XXX	36x19 Fabric Privacy Screen w/ Tool Rail, Double Starter	$156.46
SKPSFT3619/1/SAD/XX/XXX	36x19 Fabric Privacy Screen w/ Tool Rail, Single Adder	$143.16
SKPSFT3619/1/SST/XX/XXX	36x19 Fabric Privacy Screen w/ Tool Rail, Single Starter	$149.00
SKPSFT4213/1/DAD/XX/XXX	42x13 Fabric Privacy Screen w/ Tool Rail, Double Adder	$127.95
SKPSFT4213/1/DST/XX/XXX	42x13 Fabric Privacy Screen w/ Tool Rail, Double Starter	$142.28
SKPSFT4213/1/SAD/XX/XXX	42x13 Fabric Privacy Screen w/ Tool Rail, Single Adder	$128.98
SKPSFT4213/1/SST/XX/XXX	42x13 Fabric Privacy Screen w/ Tool Rail, Single Starter	$134.82
SKPSFT4219/1/DAD/XX/XXX	42x19 Fabric Privacy Screen w/ Tool Rail, Double Adder	$150.29
SKPSFT4219/1/DST/XX/XXX	42x19 Fabric Privacy Screen w/ Tool Rail, Double Starter	$164.62
SKPSFT4219/1/SAD/XX/XXX	42x19 Fabric Privacy Screen w/ Tool Rail, Single Adder	$151.32
SKPSFT4219/1/SST/XX/XXX	42x19 Fabric Privacy Screen w/ Tool Rail, Single Starter	$157.16
SKPSFT4813/1/DAD/XX/XXX	48x13 Fabric Privacy Screen w/ Tool Rail, Double Adder	$136.15
SKPSFT4813/1/DST/XX/XXX	48x13 Fabric Privacy Screen w/ Tool Rail, Double Starter	$150.48
SKPSFT4813/1/SAD/XX/XXX	48x13 Fabric Privacy Screen w/ Tool Rail, Single Adder	$137.18
SKPSFT4813/1/SST/XX/XXX	48x13 Fabric Privacy Screen w/ Tool Rail, Single Starter	$143.02
SKPSFT4819/1/DAD/XX/XXX	48x19 Fabric Privacy Screen w/ Tool Rail, Double Adder	$158.50
SKPSFT4819/1/DST/XX/XXX	48x19 Fabric Privacy Screen w/ Tool Rail, Double Starter	$172.83
SKPSFT4819/1/SAD/XX/XXX	48x19 Fabric Privacy Screen w/ Tool Rail, Single Adder	$159.53
SKPSFT4819/1/SST/XX/XXX	48x19 Fabric Privacy Screen w/ Tool Rail, Single Starter	$165.37
SKPSFT5413/1/DAD/XX/XXX	54x13 Fabric Privacy Screen w/ Tool Rail, Double Adder	$156.02
SKPSFT5413/1/DST/XX/XXX	54x13 Fabric Privacy Screen w/ Tool Rail, Double Starter	$170.35
SKPSFT5413/1/SAD/XX/XXX	54x13 Fabric Privacy Screen w/ Tool Rail, Single Adder	$157.05
SKPSFT5413/1/SST/XX/XXX	54x13 Fabric Privacy Screen w/ Tool Rail, Single Starter	$162.89
SKPSFT5419/1/DAD/XX/XXX	54x19 Fabric Privacy Screen w/ Tool Rail, Double Adder	$187.71
SKPSFT5419/1/DST/XX/XXX	54x19 Fabric Privacy Screen w/ Tool Rail, Double Starter	$202.04
SKPSFT5419/1/SAD/XX/XXX	54x19 Fabric Privacy Screen w/ Tool Rail, Single Adder	$188.74
SKPSFT5419/1/SST/XX/XXX	54x19 Fabric Privacy Screen w/ Tool Rail, Single Starter	$194.58
SKPSFT6013/1/DAD/XX/XXX	60x13 Fabric Privacy Screen w/ Tool Rail, Double Adder	$161.87
SKPSFT6013/1/DST/XX/XXX	60x13 Fabric Privacy Screen w/ Tool Rail, Double Starter	$176.20
SKPSFT6013/1/SAD/XX/XXX	60x13 Fabric Privacy Screen w/ Tool Rail, Single Adder	$162.90
SKPSFT6013/1/SST/XX/XXX	60x13 Fabric Privacy Screen w/ Tool Rail, Single Starter	$168.74
SKPSFT6013/2/DAD/XX/XXX	60x13 Fabric Privacy Screen w/ Tool Rail,w/CntrDvdr, Dbl Adder	$222.47

SKPSFT6013/2/DST/XX/XXX	60x13 Fabric Privacy Screen w/ Tool Rail,w/CntrDvdr, Dbl Starter	$236.80
SKPSFT6013/2/SAD/XX/XXX	60x13 Fabric Privacy Screen w/ Tool Rail,w/CntrDvdr, Single Adder	$216.99
SKPSFT6013/2/SST/XX/XXX	60x13 Fabric Privacy Screen w/ Tool Rail,w/CntrDvdr, Single Starter	$222.83
SKPSFT6019/1/DAD/XX/XXX	60x19 Fabric Privacy Screen w/ Tool Rail, Double Adder	$192.40
SKPSFT6019/1/DST/XX/XXX	60x19 Fabric Privacy Screen w/ Tool Rail, Double Starter	$206.73
SKPSFT6019/1/SAD/XX/XXX	60x19 Fabric Privacy Screen w/ Tool Rail, Single Adder	$193.43
SKPSFT6019/1/SST/XX/XXX	60x19 Fabric Privacy Screen w/ Tool Rail, Single Starter	$199.27
SKPSFT6019/2/DAD/XX/XXX	60x19 Fabric Privacy Screen w/ Tool Rail,w/CntrDvdr, Dbl Adder	$260.13
SKPSFT6019/2/DST/XX/XXX	60x19 Fabric Privacy Screen w/ Tool Rail,w/CntrDvdr, Dbl Starter	$274.46
SKPSFT6019/2/SAD/XX/XXX	60x19 Fabric Privacy Screen w/ Tool Rail,w/CntrDvdr, Single Adder	$254.65
SKPSFT6019/2/SST/XX/XXX	60x19 Fabric Privacy Screen w/ Tool Rail,w/CntrDvdr, Single Starter	$260.49
SKPSFT6413/2/DAD/XX/XXX	64x13 Fabric Privacy Screen w/ Tool Rail,w/CntrDvdr, Dbl Adder	$231.81
SKPSFT6413/2/DST/XX/XXX	64x13 Fabric Privacy Screen w/ Tool Rail,w/CntrDvdr, Dbl Starter	$246.14
SKPSFT6413/2/SAD/XX/XXX	64x13 Fabric Privacy Screen w/ Tool Rail,w/CntrDvdr, Single Adder	$226.33
SKPSFT6413/2/SST/XX/XXX	64x13 Fabric Privacy Screen w/ Tool Rail,w/CntrDvdr, Single Starter	$232.17
SKPSFT6419/2/DAD/XX/XXX	64x19 Fabric Privacy Screen w/ Tool Rail,w/CntrDvdr, Dbl Adder	$269.49
SKPSFT6419/2/DST/XX/XXX	64x19 Fabric Privacy Screen w/ Tool Rail,w/CntrDvdr, Dbl Starter	$283.82
SKPSFT6419/2/SAD/XX/XXX	64x19 Fabric Privacy Screen w/ Tool Rail,w/CntrDvdr, Single Adder	$264.01
SKPSFT6419/2/SST/XX/XXX	64x19 Fabric Privacy Screen w/ Tool Rail,w/CntrDvdr, Single Starter	$269.85
SKPSFT6613/1/DAD/XX/XXX	66x13 Fabric Privacy Screen w/ Tool Rail, Double Adder	$166.55
SKPSFT6613/1/DST/XX/XXX	66x13 Fabric Privacy Screen w/ Tool Rail, Double Starter	$180.88
SKPSFT6613/1/SAD/XX/XXX	66x13 Fabric Privacy Screen w/ Tool Rail, Single Adder	$167.58
SKPSFT6613/1/SST/XX/XXX	66x13 Fabric Privacy Screen w/ Tool Rail, Single Starter	$173.42
SKPSFT6619/1/DAD/XX/XXX	66x19 Fabric Privacy Screen w/ Tool Rail, Double Adder	$199.41
SKPSFT6619/1/DST/XX/XXX	66x19 Fabric Privacy Screen w/ Tool Rail, Double Starter	$213.74
SKPSFT6619/1/SAD/XX/XXX	66x19 Fabric Privacy Screen w/ Tool Rail, Single Adder	$200.44
SKPSFT6619/1/SST/XX/XXX	66x19 Fabric Privacy Screen w/ Tool Rail, Single Starter	$206.28
SKPSFT7213/1/DAD/XX/XXX	72x13 Fabric Privacy Screen w/ Tool Rail, Double Adder	$171.22
SKPSFT7213/1/DST/XX/XXX	72x13 Fabric Privacy Screen w/ Tool Rail, Double Starter	$185.55
SKPSFT7213/1/SAD/XX/XXX	72x13 Fabric Privacy Screen w/ Tool Rail, Single Adder	$172.25
SKPSFT7213/1/SST/XX/XXX	72x13 Fabric Privacy Screen w/ Tool Rail, Single Starter	$178.09
SKPSFT7213/2/DAD/XX/XXX	72x13 Fabric Privacy Screen w/ Tool Rail,w/CntrDvdr, Dbl Adder	$248.19
SKPSFT7213/2/DST/XX/XXX	72x13 Fabric Privacy Screen w/ Tool Rail,w/CntrDvdr, Dbl Starter	$262.52
SKPSFT7213/2/SAD/XX/XXX	72x13 Fabric Privacy Screen w/ Tool Rail,w/CntrDvdr, Single Adder	$242.71
SKPSFT7213/2/SST/XX/XXX	72x13 Fabric Privacy Screen w/ Tool Rail,w/CntrDvdr, Single Starter	$248.55
SKPSFT7219/1/DAD/XX/XXX	72x19 Fabric Privacy Screen w/ Tool Rail, Double Adder	$205.26
SKPSFT7219/1/DST/XX/XXX	72x19 Fabric Privacy Screen w/ Tool Rail, Double Starter	$219.59
SKPSFT7219/1/SAD/XX/XXX	72x19 Fabric Privacy Screen w/ Tool Rail, Single Adder	$206.29
SKPSFT7219/1/SST/XX/XXX	72x19 Fabric Privacy Screen w/ Tool Rail, Single Starter	$212.13
SKPSFT7219/2/DAD/XX/XXX	72x19 Fabric Privacy Screen w/ Tool Rail,w/CntrDvdr, Dbl Adder	$288.21
SKPSFT7219/2/DST/XX/XXX	72x19 Fabric Privacy Screen w/ Tool Rail,w/CntrDvdr, Dbl Starter	$302.54
SKPSFT7219/2/SAD/XX/XXX	72x19 Fabric Privacy Screen w/ Tool Rail,w/CntrDvdr, Single Adder	$282.73
SKPSFT7219/2/SST/XX/XXX	72x19 Fabric Privacy Screen w/ Tool Rail,w/CntrDvdr, Single Starter	$288.57
SKPSFT7813/1/DAD/XX/XXX	78x13 Fabric Privacy Screen w/ Tool Rail, Double Adder	$189.93
SKPSFT7813/1/DST/XX/XXX	78x13 Fabric Privacy Screen w/ Tool Rail, Double Starter	$204.26
SKPSFT7813/1/SAD/XX/XXX	78x13 Fabric Privacy Screen w/ Tool Rail, Single Adder	$190.96
SKPSFT7813/1/SST/XX/XXX	78x13 Fabric Privacy Screen w/ Tool Rail, Single Starter	$196.80
SKPSFT7819/1/DAD/XX/XXX	78x19 Fabric Privacy Screen w/ Tool Rail, Double Adder	$223.96
SKPSFT7819/1/DST/XX/XXX	78x19 Fabric Privacy Screen w/ Tool Rail, Double Starter	$238.29
SKPSFT7819/1/SAD/XX/XXX	78x19 Fabric Privacy Screen w/ Tool Rail, Single Adder	$224.99
SKPSFT7819/1/SST/XX/XXX	78x19 Fabric Privacy Screen w/ Tool Rail, Single Starter	$230.83
SKPSFT8413/2/DAD/XX/XXX	84x13 Fabric Privacy Screen w/ Tool Rail,w/CntrDvdr, Dbl Adder	$269.19
SKPSFT8413/2/DST/XX/XXX	84x13 Fabric Privacy Screen w/ Tool Rail,w/CntrDvdr, Dbl Starter	$283.52
SKPSFT8413/2/SAD/XX/XXX	84x13 Fabric Privacy Screen w/ Tool Rail,w/CntrDvdr, Single Adder	$263.71
SKPSFT8413/2/SST/XX/XXX	84x13 Fabric Privacy Screen w/ Tool Rail,w/CntrDvdr, Single Starter	$269.55
SKPSFT8419/2/DAD/XX/XXX	84x19 Fabric Privacy Screen w/ Tool Rail,w/CntrDvdr, Dbl Adder	$313.89
SKPSFT8419/2/DST/XX/XXX	84x19 Fabric Privacy Screen w/ Tool Rail,w/CntrDvdr, Dbl Starter	$328.22
SKPSFT8419/2/SAD/XX/XXX	84x19 Fabric Privacy Screen w/ Tool Rail,w/CntrDvdr, Single Adder	$308.41

SKPSFT8419/2/SST/XX/XXX	84x19 Fabric Privacy Screen w/ Tool Rail,w/CntrDvdr, Single Starter	$314.25
SKPSFT9013/2/DAD/XX/XXX	90x13 Fabric Privacy Screen w/ Tool Rail,w/CntrDvdr, Dbl Adder	$266.87
SKPSFT9013/2/DST/XX/XXX	90x13 Fabric Privacy Screen w/ Tool Rail,w/CntrDvdr, Dbl Starter	$281.20
SKPSFT9013/2/SAD/XX/XXX	90x13 Fabric Privacy Screen w/ Tool Rail,w/CntrDvdr, Single Adder	$261.39
SKPSFT9013/2/SST/XX/XXX	90x13 Fabric Privacy Screen w/ Tool Rail,w/CntrDvdr, Single Starter	$267.23
SKPSFT9013/3/DAD/XX/XXX	90x13 Fabric Privacy Screen w/ Tool Rail, w/ 2Dvdrs, Dbl Adder	$335.68
SKPSFT9013/3/DST/XX/XXX	90x13 Fabric Privacy Screen w/ Tool Rail, w/ 2Dvdrs, Dbl Starter	$350.01
SKPSFT9013/3/SAD/XX/XXX	90x13 Fabric Privacy Screen w/ Tool Rail, w/ 2Dvdrs, Single Adder	$323.69
SKPSFT9013/3/SST/XX/XXX	90x13 Fabric Privacy Screen w/ Tool Rail, w/ 2Dvdrs, Single Starter	$329.53
SKPSFT9019/2/DAD/XX/XXX	90x19 Fabric Privacy Screen w/ Tool Rail,w/CntrDvdr, Dbl Adder	$311.55
SKPSFT9019/2/DST/XX/XXX	90x19 Fabric Privacy Screen w/ Tool Rail,w/CntrDvdr, Dbl Starter	$325.88
SKPSFT9019/2/SAD/XX/XXX	90x19 Fabric Privacy Screen w/ Tool Rail,w/CntrDvdr, Single Adder	$306.07
SKPSFT9019/2/SST/XX/XXX	90x19 Fabric Privacy Screen w/ Tool Rail,w/CntrDvdr, Single Starter	$311.91
SKPSFT9019/3/DAD/XX/XXX	90x19 Fabric Privacy Screen w/ Tool Rail, w/ 2Dvdrs, Dbl Adder	$392.17
SKPSFT9019/3/DST/XX/XXX	90x19 Fabric Privacy Screen w/ Tool Rail, w/ 2Dvdrs, Dbl Starter	$406.50
SKPSFT9019/3/SAD/XX/XXX	90x19 Fabric Privacy Screen w/ Tool Rail, w/ 2Dvdrs, Single Adder	$380.18
SKPSFT9019/3/SST/XX/XXX	90x19 Fabric Privacy Screen w/ Tool Rail, w/ 2Dvdrs, Single Starter	$386.02
SKPSFT9613/2/DAD/XX/XXX	96x13 Fabric Privacy Screen w/ Tool Rail,w/CntrDvdr, Dbl Adder	$276.25
SKPSFT9613/2/DST/XX/XXX	96x13 Fabric Privacy Screen w/ Tool Rail,w/CntrDvdr, Dbl Starter	$290.58
SKPSFT9613/2/SAD/XX/XXX	96x13 Fabric Privacy Screen w/ Tool Rail,w/CntrDvdr, Single Adder	$270.77
SKPSFT9613/2/SST/XX/XXX	96x13 Fabric Privacy Screen w/ Tool Rail,w/CntrDvdr, Single Starter	$276.61
SKPSFT9613/3/DAD/XX/XXX	96x13 Fabric Privacy Screen w/ Tool Rail, w/ 2Dvdrs, Dbl Adder	$349.69
SKPSFT9613/3/DST/XX/XXX	96x13 Fabric Privacy Screen w/ Tool Rail, w/ 2Dvdrs, Dbl Starter	$364.02
SKPSFT9613/3/SAD/XX/XXX	96x13 Fabric Privacy Screen w/ Tool Rail, w/ 2Dvdrs, Single Adder	$337.70
SKPSFT9613/3/SST/XX/XXX	96x13 Fabric Privacy Screen w/ Tool Rail, w/ 2Dvdrs, Single Starter	$343.54
SKPSFT9619/2/DAD/XX/XXX	96x19 Fabric Privacy Screen w/ Tool Rail,w/CntrDvdr, Dbl Adder	$320.95
SKPSFT9619/2/DST/XX/XXX	96x19 Fabric Privacy Screen w/ Tool Rail,w/CntrDvdr, Dbl Starter	$335.28
SKPSFT9619/2/SAD/XX/XXX	96x19 Fabric Privacy Screen w/ Tool Rail,w/CntrDvdr, Single Adder	$315.47
SKPSFT9619/2/SST/XX/XXX	96x19 Fabric Privacy Screen w/ Tool Rail,w/CntrDvdr, Single Starter	$321.31
SKPSFT9619/3/DAD/XX/XXX	96x19 Fabric Privacy Screen w/ Tool Rail, w/ 2Dvdrs, Dbl Adder	$406.21
SKPSFT9619/3/DST/XX/XXX	96x19 Fabric Privacy Screen w/ Tool Rail, w/ 2Dvdrs, Dbl Starter	$420.54
SKPSFT9619/3/SAD/XX/XXX	96x19 Fabric Privacy Screen w/ Tool Rail, w/ 2Dvdrs, Single Adder	$394.22
SKPSFT9619/3/SST/XX/XXX	96x19 Fabric Privacy Screen w/ Tool Rail, w/ 2Dvdrs, Single Starter	$400.06

Model Number	Description	Price
SKPSA2413/1/ACS/DAD/XX/XXX	24x13 Acrylic Privacy Screen, Translucent, Double Adder	$130.82
SKPSA2413/1/ACS/DST/XX/XXX	24x13 Acrylic Privacy Screen, Translucent, Double Starter	$145.15
SKPSA2413/1/ACS/SAD/XX/XXX	24x13 Acrylic Privacy Screen, Translucent, Single Adder	$131.85
SKPSA2413/1/ACS/SST/XX/XXX	24x13 Acrylic Privacy Screen, Translucent, Single Starter	$137.69
SKPSA2413/1/AWH/DAD/XX/XXX	24x13 Acrylic Privacy Screen, Markerboard, Double Adder	$153.04
SKPSA2413/1/AWH/DST/XX/XXX	24x13 Acrylic Privacy Screen, Markerboard, Double Starter	$167.37
SKPSA2413/1/AWH/SAD/XX/XXX	24x13 Acrylic Privacy Screen, Markerboard, Single Adder	$154.07
SKPSA2413/1/AWH/SST/XX/XXX	24x13 Acrylic Privacy Screen, Markerboard, Single Starter	$159.91
SKPSA2413/1/AXX/DAD/XX/XXX	24x13 Acrylic Privacy Screen, Double Adder	$161.81
SKPSA2413/1/AXX/DST/XX/XXX	24x13 Acrylic Privacy Screen, Double Starter	$176.18
SKPSA2413/1/AXX/SAD/XX/XXX	24x13 Acrylic Privacy Screen, Single Adder	$162.84
SKPSA2413/1/AXX/SST/XX/XXX	24x13 Acrylic Privacy Screen, Single Starter	$168.68
SKPSA2419/1/ACS/DAD/XX/XXX	24x19 Acrylic Privacy Screen, Translucent Double Adder	$151.41
SKPSA2419/1/ACS/DST/XX/XXX	24x19 Acrylic Privacy Screen, Translucent, Double Starter	$165.74
SKPSA2419/1/ACS/SAD/XX/XXX	24x19 Acrylic Privacy Screen, Translucent, Single Adder	$152.44
SKPSA2419/1/ACS/SST/XX/XXX	24x19 Acrylic Privacy Screen, Translucent, Single Starter	$158.28
SKPSA2419/1/AWH/DAD/XX/XXX	24x19 Acrylic Privacy Screen, Markerboard, Double Adder	$182.99
SKPSA2419/1/AWH/DST/XX/XXX	24x19 Acrylic Privacy Screen, Markerboard, Double Starter	$197.32
SKPSA2419/1/AWH/SAD/XX/XXX	24x19 Acrylic Privacy Screen, Markerboard, Single Adder	$184.02
SKPSA2419/1/AWH/SST/XX/XXX	24x19 Acrylic Privacy Screen, Markerboard, Single Starter	$189.86

SKPSA2419/1/AXX/DAD/XX/XXX	24x19 Acrylic Privacy Screen, Double Adder	$202.28
SKPSA2419/1/AXX/DST/XX/XXX	24x19 Acrylic Privacy Screen, Double Starter	$216.61
SKPSA2419/1/AXX/SAD/XX/XXX	24x19 Acrylic Privacy Screen, Single Adder	$203.31
SKPSA2419/1/AXX/SST/XX/XXX	24x19 Acrylic Privacy Screen, Single Starter	$209.19
SKPSA3013/1/ACS/DAD/XX/XXX	30x13 Acrylic Privacy Screen, Translucent, Double Adder	$134.60
SKPSA3013/1/ACS/DST/XX/XXX	30x13 Acrylic Privacy Screen, Translucent, Double Starter	$148.93
SKPSA3013/1/ACS/SAD/XX/XXX	30x13 Acrylic Privacy Screen, Translucent, Single Adder	$135.63
SKPSA3013/1/ACS/SST/XX/XXX	30x13 Acrylic Privacy Screen, Translucent, Single Starter	$141.47
SKPSA3013/1/AWH/DAD/XX/XXX	30x13 Acrylic Privacy Screen, Markerboard, Double Adder	$159.17
SKPSA3013/1/AWH/DST/XX/XXX	30x13 Acrylic Privacy Screen, Markerboard, Double Starter	$173.50
SKPSA3013/1/AWH/SAD/XX/XXX	30x13 Acrylic Privacy Screen, Markerboard, Single Adder	$160.20
SKPSA3013/1/AWH/SST/XX/XXX	30x13 Acrylic Privacy Screen, Markerboard, Single Starter	$166.04
SKPSA3013/1/AXX/DAD/XX/XXX	30x13 Acrylic Privacy Screen, Double Adder	$173.19
SKPSA3013/1/AXX/DST/XX/XXX	30x13 Acrylic Privacy Screen, Double Starter	$187.52
SKPSA3013/1/AXX/SAD/XX/XXX	30x13 Acrylic Privacy Screen, Single Adder	$174.22
SKPSA3013/1/AXX/SST/XX/XXX	30x13 Acrylic Privacy Screen, Single Starter	$180.06
SKPSA3019/1/ACS/DAD/XX/XXX	30x19 Acrylic Privacy Screen, Translucent, Double Adder	$157.54
SKPSA3019/1/ACS/DST/XX/XXX	30x19 Acrylic Privacy Screen, Translucent, Double Starter	$171.87
SKPSA3019/1/ACS/SAD/XX/XXX	30x19 Acrylic Privacy Screen, Translucent, Single Adder	$158.57
SKPSA3019/1/ACS/SST/XX/XXX	30x19 Acrylic Privacy Screen, Translucent, Single Starter	$164.41
SKPSA3019/1/AWH/DAD/XX/XXX	30x19 Acrylic Privacy Screen, Markerboard, Double Adder	$196.12
SKPSA3019/1/AWH/DST/XX/XXX	30x19 Acrylic Privacy Screen, Markerboard, Double Starter	$210.45
SKPSA3019/1/AWH/SAD/XX/XXX	30x19 Acrylic Privacy Screen, Markerboard, Single Adder	$197.15
SKPSA3019/1/AWH/SST/XX/XXX	30x19 Acrylic Privacy Screen, Markerboard, Single Starter	$202.99
SKPSA3019/1/AXX/DAD/XX/XXX	30x19 Acrylic Privacy Screen, Double Adder	$221.85
SKPSA3019/1/AXX/DST/XX/XXX	30x19 Acrylic Privacy Screen, Double Starter	$236.18
SKPSA3019/1/AXX/SAD/XX/XXX	30x19 Acrylic Privacy Screen, Single Adder	$222.88
SKPSA3019/1/AXX/SST/XX/XXX	30x19 Acrylic Privacy Screen, Single Starter	$228.72
SKPSA3613/1/ACS/DAD/XX/XXX	36x13 Acrylic Privacy Screen, Translucent, Double Adder	$145.50
SKPSA3613/1/ACS/DST/XX/XXX	36x13 Acrylic Privacy Screen, Translucent, Double Starter	$159.83
SKPSA3613/1/ACS/SAD/XX/XXX	36x13 Acrylic Privacy Screen, Translucent, Single Adder	$146.53
SKPSA3613/1/ACS/SST/XX/XXX	36x13 Acrylic Privacy Screen, Translucent, Single Starter	$152.37
SKPSA3613/1/AWH/DAD/XX/XXX	36x13 Acrylic Privacy Screen, Markerboard, Double Adder	$178.25
SKPSA3613/1/AWH/DST/XX/XXX	36x13 Acrylic Privacy Screen, Markerboard, Double Starter	$192.58
SKPSA3613/1/AWH/SAD/XX/XXX	36x13 Acrylic Privacy Screen, Markerboard, Single Adder	$179.28
SKPSA3613/1/AWH/SST/XX/XXX	36x13 Acrylic Privacy Screen, Markerboard, Single Starter	$185.12
SKPSA3613/1/AXX/DAD/XX/XXX	36x13 Acrylic Privacy Screen, Double Adder	$197.16
SKPSA3613/1/AXX/DST/XX/XXX	36x13 Acrylic Privacy Screen, Double Starter	$211.49
SKPSA3613/1/AXX/SAD/XX/XXX	36x13 Acrylic Privacy Screen, Single Adder	$198.19
SKPSA3613/1/AXX/SST/XX/XXX	36x13 Acrylic Privacy Screen, Single Starter	$204.03
SKPSA3619/1/ACS/DAD/XX/XXX	36x19 Acrylic Privacy Screen, Translucent, Double Adder	$173.91
SKPSA3619/1/ACS/DST/XX/XXX	36x19 Acrylic Privacy Screen, Translucent, Double Starter	$188.24
SKPSA3619/1/ACS/SAD/XX/XXX	36x19 Acrylic Privacy Screen, Translucent, Single Adder	$174.94
SKPSA3619/1/ACS/SST/XX/XXX	36x19 Acrylic Privacy Screen, Translucent, Single Starter	$180.78
SKPSA3619/1/AWH/DAD/XX/XXX	36x19 Acrylic Privacy Screen, Markerboard, Double Adder	$235.89
SKPSA3619/1/AWH/DST/XX/XXX	36x19 Acrylic Privacy Screen, Markerboard, Double Starter	$250.22
SKPSA3619/1/AWH/SAD/XX/XXX	36x19 Acrylic Privacy Screen, Markerboard, Single Adder	$236.92
SKPSA3619/1/AWH/SST/XX/XXX	36x19 Acrylic Privacy Screen, Markerboard, Single Starter	$242.76
SKPSA3619/1/AXX/DAD/XX/XXX	36x19 Acrylic Privacy Screen, Double Adder	$272.71
SKPSA3619/1/AXX/DST/XX/XXX	36x19 Acrylic Privacy Screen, Double Starter	$287.04
SKPSA3619/1/AXX/SAD/XX/XXX	36x19 Acrylic Privacy Screen, Single Adder	$273.74
SKPSA3619/1/AXX/SST/XX/XXX	36x19 Acrylic Privacy Screen, Single Starter	$279.58
SKPSA4213/1/ACS/DAD/XX/XXX	42x13 Acrylic Privacy Screen, Translucent, Double Adder	$157.11
SKPSA4213/1/ACS/DST/XX/XXX	42x13 Acrylic Privacy Screen, Translucent, Double Starter	$171.44
SKPSA4213/1/ACS/SAD/XX/XXX	42x13 Acrylic Privacy Screen, Translucent, Single Adder	$158.14
SKPSA4213/1/ACS/SST/XX/XXX	42x13 Acrylic Privacy Screen, Translucent, Single Starter	$163.98
SKPSA4213/1/AWH/DAD/XX/XXX	42x13 Acrylic Privacy Screen, Markerboard, Double Adder	$196.85
SKPSA4213/1/AWH/DST/XX/XXX	42x13 Acrylic Privacy Screen, Markerboard, Double Starter	$211.18

SKPSA4213/1/AWH/SAD/XX/XXX	42x13 Acrylic Privacy Screen, Markerboard, Single Adder	$197.88
SKPSA4213/1/AWH/SST/XX/XXX	42x13 Acrylic Privacy Screen, Markerboard, Single Starter	$203.72
SKPSA4213/1/AXX/DAD/XX/XXX	42x13 Acrylic Privacy Screen, Double Adder	$223.78
SKPSA4213/1/AXX/DST/XX/XXX	42x13 Acrylic Privacy Screen, Double Starter	$238.11
SKPSA4213/1/AXX/SAD/XX/XXX	42x13 Acrylic Privacy Screen, Single Adder	$224.81
SKPSA4213/1/AXX/SST/XX/XXX	42x13 Acrylic Privacy Screen, Single Starter	$230.65
SKPSA4219/1/ACS/DAD/XX/XXX	42x19 Acrylic Privacy Screen, Translucent, Double Adder	$184.71
SKPSA4219/1/ACS/DST/XX/XXX	42x19 Acrylic Privacy Screen, Translucent, Double Starter	$199.04
SKPSA4219/1/ACS/SAD/XX/XXX	42x19 Acrylic Privacy Screen, Translucent, Single Adder	$185.74
SKPSA4219/1/ACS/SST/XX/XXX	42x19 Acrylic Privacy Screen, Translucent, Single Starter	$191.58
SKPSA4219/1/AWH/DAD/XX/XXX	42x19 Acrylic Privacy Screen, Markerboard, Double Adder	$245.51
SKPSA4219/1/AWH/DST/XX/XXX	42x19 Acrylic Privacy Screen, Markerboard, Double Starter	$259.84
SKPSA4219/1/AWH/SAD/XX/XXX	42x19 Acrylic Privacy Screen, Markerboard, Single Adder	$246.54
SKPSA4219/1/AWH/SST/XX/XXX	42x19 Acrylic Privacy Screen, Markerboard, Single Starter	$252.38
SKPSA4219/1/AXX/DAD/XX/XXX	42x19 Acrylic Privacy Screen, Double Adder	$282.95
SKPSA4219/1/AXX/DST/XX/XXX	42x19 Acrylic Privacy Screen, Double Starter	$297.28
SKPSA4219/1/AXX/SAD/XX/XXX	42x19 Acrylic Privacy Screen, Single Adder	$283.98
SKPSA4219/1/AXX/SST/XX/XXX	42x19 Acrylic Privacy Screen, Single Starter	$289.82
SKPSA4813/1/ACS/DAD/XX/XXX	48x13 Acrylic Privacy Screen, Translucent, Double Adder	$165.31
SKPSA4813/1/ACS/DST/XX/XXX	48x13 Acrylic Privacy Screen, Translucent, Double Starter	$179.64
SKPSA4813/1/ACS/SAD/XX/XXX	48x13 Acrylic Privacy Screen, Translucent, Single Adder	$166.34
SKPSA4813/1/ACS/SST/XX/XXX	48x13 Acrylic Privacy Screen, Translucent, Single Starter	$172.18
SKPSA4813/1/AWH/DAD/XX/XXX	48x13 Acrylic Privacy Screen, Markerboard, Double Adder	$206.24
SKPSA4813/1/AWH/DST/XX/XXX	48x13 Acrylic Privacy Screen, Markerboard, Double Starter	$220.57
SKPSA4813/1/AWH/SAD/XX/XXX	48x13 Acrylic Privacy Screen, Markerboard, Single Adder	$207.27
SKPSA4813/1/AWH/SST/XX/XXX	48x13 Acrylic Privacy Screen, Markerboard, Single Starter	$213.11
SKPSA4813/1/AXX/DAD/XX/XXX	48x13 Acrylic Privacy Screen, Double Adder	$234.88
SKPSA4813/1/AXX/DST/XX/XXX	48x13 Acrylic Privacy Screen, Double Starter	$249.21
SKPSA4813/1/AXX/SAD/XX/XXX	48x13 Acrylic Privacy Screen, Single Adder	$235.91
SKPSA4813/1/AXX/SST/XX/XXX	48x13 Acrylic Privacy Screen, Single Starter	$241.75
SKPSA4819/1/ACS/DAD/XX/XXX	48x19 Acrylic Privacy Screen, Translucent, Double Adder	$192.92
SKPSA4819/1/ACS/DST/XX/XXX	48x19 Acrylic Privacy Screen, Translucent, Double Starter	$207.25
SKPSA4819/1/ACS/SAD/XX/XXX	48x19 Acrylic Privacy Screen, Translucent, Single Adder	$193.95
SKPSA4819/1/ACS/SST/XX/XXX	48x19 Acrylic Privacy Screen, Translucent, Single Starter	$199.79
SKPSA4819/1/AWH/DAD/XX/XXX	48x19 Acrylic Privacy Screen, Markerboard, Double Adder	$254.89
SKPSA4819/1/AWH/DST/XX/XXX	48x19 Acrylic Privacy Screen, Markerboard, Double Starter	$269.22
SKPSA4819/1/AWH/SAD/XX/XXX	48x19 Acrylic Privacy Screen, Markerboard, Single Adder	$255.92
SKPSA4819/1/AWH/SST/XX/XXX	48x19 Acrylic Privacy Screen, Markerboard, Single Starter	$261.76
SKPSA4819/1/AXX/DAD/XX/XXX	48x19 Acrylic Privacy Screen, Double Adder	$294.06
SKPSA4819/1/AXX/DST/XX/XXX	48x19 Acrylic Privacy Screen, Double Starter	$308.39
SKPSA4819/1/AXX/SAD/XX/XXX	48x19 Acrylic Privacy Screen, Single Adder	$295.09
SKPSA4819/1/AXX/SST/XX/XXX	48x19 Acrylic Privacy Screen, Single Starter	$300.93
SKPSA5413/1/ACS/DAD/XX/XXX	54x13 Acrylic Privacy Screen, Translucent, Double Adder	$212.07
SKPSA5413/1/ACS/DST/XX/XXX	54x13 Acrylic Privacy Screen, Translucent, Double Starter	$226.40
SKPSA5413/1/ACS/SAD/XX/XXX	54x13 Acrylic Privacy Screen, Translucent, Single Adder	$213.10
SKPSA5413/1/ACS/SST/XX/XXX	54x13 Acrylic Privacy Screen, Translucent, Single Starter	$218.94
SKPSA5413/1/AWH/DAD/XX/XXX	54x13 Acrylic Privacy Screen, Markerboard, Double Adder	$260.01
SKPSA5413/1/AWH/DST/XX/XXX	54x13 Acrylic Privacy Screen, Markerboard, Double Starter	$274.34
SKPSA5413/1/AWH/SAD/XX/XXX	54x13 Acrylic Privacy Screen, Markerboard, Single Adder	$261.04
SKPSA5413/1/AWH/SST/XX/XXX	54x13 Acrylic Privacy Screen, Markerboard, Single Starter	$266.88
SKPSA5413/1/AXX/DAD/XX/XXX	54x13 Acrylic Privacy Screen, Double Adder	$319.08
SKPSA5413/1/AXX/DST/XX/XXX	54x13 Acrylic Privacy Screen, Double Starter	$333.41
SKPSA5413/1/AXX/SAD/XX/XXX	54x13 Acrylic Privacy Screen, Single Adder	$320.11
SKPSA5413/1/AXX/SST/XX/XXX	54x13 Acrylic Privacy Screen, Single Starter	$325.95
SKPSA5419/1/ACS/DAD/XX/XXX	54x19 Acrylic Privacy Screen, Translucent, Double Adder	$254.88
SKPSA5419/1/ACS/DST/XX/XXX	54x19 Acrylic Privacy Screen, Translucent, Double Starter	$269.21
SKPSA5419/1/ACS/SAD/XX/XXX	54x19 Acrylic Privacy Screen, Translucent, Single Adder	$255.91
SKPSA5419/1/ACS/SST/XX/XXX	54x19 Acrylic Privacy Screen, Translucent, Single Starter	$260.59

SKPSA5419/1/AWH/DAD/XX/XXX	54x19 Acrylic Privacy Screen, Markerboard, Double Adder	$396.36
SKPSA5419/1/AWH/DST/XX/XXX	54x19 Acrylic Privacy Screen, Markerboard, Double Starter	$410.69
SKPSA5419/1/AWH/SAD/XX/XXX	54x19 Acrylic Privacy Screen, Markerboard, Single Adder	$397.39
SKPSA5419/1/AWH/SST/XX/XXX	54x19 Acrylic Privacy Screen, Markerboard, Single Starter	$403.23
SKPSA5419/1/AXX/DAD/XX/XXX	54x19 Acrylic Privacy Screen, Double Adder	$491.65
SKPSA5419/1/AXX/DST/XX/XXX	54x19 Acrylic Privacy Screen, Double Starter	$505.98
SKPSA5419/1/AXX/SAD/XX/XXX	54x19 Acrylic Privacy Screen, Single Adder	$492.68
SKPSA5419/1/AXX/SST/XX/XXX	54x19 Acrylic Privacy Screen, Single Starter	$498.52
SKPSA6013/1/ACS/DAD/XX/XXX	60x13 Acrylic Privacy Screen, Translucent, Double Adder	$229.01
SKPSA6013/1/ACS/DST/XX/XXX	60x13 Acrylic Privacy Screen, Translucent, Double Starter	$243.34
SKPSA6013/1/ACS/SAD/XX/XXX	60x13 Acrylic Privacy Screen, Translucent, Single Adder	$230.04
SKPSA6013/1/ACS/SST/XX/XXX	60x13 Acrylic Privacy Screen, Translucent, Single Starter	$235.88
SKPSA6013/1/AWH/DAD/XX/XXX	60x13 Acrylic Privacy Screen, Markerboard, Double Adder	$287.48
SKPSA6013/1/AWH/DST/XX/XXX	60x13 Acrylic Privacy Screen, Markerboard, Double Starter	$301.81
SKPSA6013/1/AWH/SAD/XX/XXX	60x13 Acrylic Privacy Screen, Markerboard, Single Adder	$288.51
SKPSA6013/1/AWH/SST/XX/XXX	60x13 Acrylic Privacy Screen, Markerboard, Single Starter	$294.35
SKPSA6013/1/AXX/DAD/XX/XXX	60x13 Acrylic Privacy Screen, Double Adder	$348.86
SKPSA6013/1/AXX/DST/XX/XXX	60x13 Acrylic Privacy Screen, Double Starter	$363.19
SKPSA6013/1/AXX/SAD/XX/XXX	60x13 Acrylic Privacy Screen, Single Adder	$349.89
SKPSA6013/1/AXX/SST/XX/XXX	60x13 Acrylic Privacy Screen, Single Starter	$355.73
SKPSA6013/2/ACS/DAD/XX/XXX	60x13 Acrylic Priv Scrn w/ CntrDvdr, Translucent, Double Adder	$273.15
SKPSA6013/2/ACS/DST/XX/XXX	60x13 Acrylic Priv Scrn w/ CntrDvdr, Translucent, Double Starter	$287.48
SKPSA6013/2/ACS/SAD/XX/XXX	60x13 Acrylic Priv Scrn w/ CntrDvdr, Translucent, Single Adder	$267.67
SKPSA6013/2/ACS/SST/XX/XXX	60x13 Acrylic Priv Scrn w/ CntrDvdr, Translucent, Single Starter	$273.51
SKPSA6013/2/AWH/DAD/XX/XXX	60x13 Acrylic Priv Scrn w/ Center Divider, Markerboard, Dbl Adder	$322.29
SKPSA6013/2/AWH/DST/XX/XXX	60x13 Acrylic Priv Scrn w/ Center Divider, Markerboard, DblStarter	$336.62
SKPSA6013/2/AWH/SAD/XX/XXX	60x13 Acrylic Priv Scrn w/ Center Divider, Markerboard, Sngl Adder	$316.81
SKPSA6013/2/AWH/SST/XX/XXX	60x13 Acrylic Priv Scrn w/ Center Divider, Markerboard, SnglStarter	$322.65
SKPSA6013/2/AXX/DAD/XX/XXX	60x13 Acrylic Priv Scrn w/ Center Divider, Double Adder	$350.33
SKPSA6013/2/AXX/DST/XX/XXX	60x13 Acrylic Priv Scrn w/ Center Divider, Double Starter	$364.66
SKPSA6013/2/AXX/SAD/XX/XXX	60x13 Acrylic Priv Scrn w/ Center Divider, Single Adder	$344.77
SKPSA6013/2/AXX/SST/XX/XXX	60x13 Acrylic Priv Scrn w/ Center Divider, Single Starter	$350.61
SKPSA6019/1/ACS/DAD/XX/XXX	60x19 Acrylic Privacy Screen, Translucent, Double Adder	$292.86
SKPSA6019/1/ACS/DST/XX/XXX	60x19 Acrylic Privacy Screen, Translucent, Double Starter	$307.19
SKPSA6019/1/ACS/SAD/XX/XXX	60x19 Acrylic Privacy Screen, Translucent, Single Adder	$293.89
SKPSA6019/1/ACS/SST/XX/XXX	60x19 Acrylic Privacy Screen, Translucent, Single Starter	$299.73
SKPSA6019/1/AWH/DAD/XX/XXX	60x19 Acrylic Privacy Screen, Markerboard, Double Adder	$421.47
SKPSA6019/1/AWH/DST/XX/XXX	60x19 Acrylic Privacy Screen, Markerboard, Double Starter	$435.80
SKPSA6019/1/AWH/SAD/XX/XXX	60x19 Acrylic Privacy Screen, Markerboard, Single Adder	$422.50
SKPSA6019/1/AWH/SST/XX/XXX	60x19 Acrylic Privacy Screen, Markerboard, Single Starter	$428.34
SKPSA6019/1/AXX/DAD/XX/XXX	60x19 Acrylic Privacy Screen, Double Adder	$520.28
SKPSA6019/1/AXX/DST/XX/XXX	60x19 Acrylic Privacy Screen, Double Starter	$534.61
SKPSA6019/1/AXX/SAD/XX/XXX	60x19 Acrylic Privacy Screen, Single Adder	$521.31
SKPSA6019/1/AXX/SST/XX/XXX	60x19 Acrylic Privacy Screen, Single Starter	$527.15
SKPSA6019/2/ACS/DAD/XX/XXX	60x19 Acrylic Priv Scrn w/ CntrDvdr, Translucent, Double Adder	$319.03
SKPSA6019/2/ACS/DST/XX/XXX	60x19 Acrylic Priv Scrn w/ CntrDvdr, Translucent, Double Starter	$333.36
SKPSA6019/2/ACS/SAD/XX/XXX	60x19 Acrylic Priv Scrn w/ CntrDvdr, Translucent, Single Adder	$313.55
SKPSA6019/2/ACS/SST/XX/XXX	60x19 Acrylic Priv Scrn w/ CntrDvdr, Translucent, Single Starter	$319.39
SKPSA6019/2/AWH/DAD/XX/XXX	60x19 Acrylic Priv Scrn w/ Center Divider, Markerboard, Dbl Adder	$319.03
SKPSA6019/2/AWH/DST/XX/XXX	60x19 Acrylic Priv Scrn w/ Center Divider, Markerboard, Dbl Starter	$333.36
SKPSA6019/2/AWH/SAD/XX/XXX	60x19 Acrylic Priv Scrn w/ Center Divider, Markerboard, SnglAdder	$313.55
SKPSA6019/2/AWH/SST/XX/XXX	60x19 Acrylic Priv Scrn w/ Center Divider, Markerboard, SnglStarter	$319.39
SKPSA6019/2/AXX/DAD/XX/XXX	60x19 Acrylic Priv Scrn w/ Center Divider, Double Adder	$447.65
SKPSA6019/2/AXX/DST/XX/XXX	60x19 Acrylic Priv Scrn w/ Center Divider, Double Starter	$461.98
SKPSA6019/2/AXX/SAD/XX/XXX	60x19 Acrylic Priv Scrn w/ Center Divider, Single Adder	$442.09
SKPSA6019/2/AXX/SST/XX/XXX	60x19 Acrylic Priv Scrn w/ Center Divider, Single Starter	$447.93
SKPSA6413/2/ACS/DAD/XX/XXX	64x13 Acrylic Priv Scrn w/ CntrDvdr, Translucent, Double Adder	$283.71
SKPSA6413/2/ACS/DST/XX/XXX	64x13 Acrylic Priv Scrn w/ CntrDvdr, Translucent, Double Starter	$298.04

SKPSA6413/2/ACS/SAD/XX/XXX	64x13 Acrylic Priv Scrn w/ CntrDvdr, Translucent, Single Adder	$278.23
SKPSA6413/2/ACS/SST/XX/XXX	64x13 Acrylic Priv Scrn w/ CntrDvdr, Translucent, Single Starter	$284.07
SKPSA6413/2/AWH/DAD/XX/XXX	64x13 Acrylic Priv Scrn w/ Center Divider, Markerboard, Dbl Adder	$342.17
SKPSA6413/2/AWH/DST/XX/XXX	64x13 Acrylic Priv Scrn w/ Center Divider, Markerboard, Dbl Starter	$356.50
SKPSA6413/2/AWH/SAD/XX/XXX	64x13 Acrylic Priv Scrn w/ Center Divider, Markerboard, Sngl Adder	$336.69
SKPSA6413/2/AWH/SST/XX/XXX	64x13 Acrylic Priv Scrn w/ Center Divider, Markerboard, SnglStarter	$342.53
SKPSA6413/2/AXX/DAD/XX/XXX	64x13 Acrylic Priv Scrn w/ Center Divider, Double Adder	$378.47
SKPSA6413/2/AXX/DST/XX/XXX	64x13 Acrylic Priv Scrn w/ Center Divider, Double Starter	$392.80
SKPSA6413/2/AXX/SAD/XX/XXX	64x13 Acrylic Priv Scrn w/ Center Divider, Single Adder	$372.99
SKPSA6413/2/AXX/SST/XX/XXX	64x13 Acrylic Priv Scrn w/ Center Divider, Single Starter	$378.83
SKPSA6419/2/ACS/DAD/XX/XXX	64x19 Acrylic Priv Scrn w/ CntrDvdr, Translucent, Double Adder	$327.21
SKPSA6419/2/ACS/DST/XX/XXX	64x19 Acrylic Priv Scrn w/ CntrDvdr, Translucent, Double Starter	$341.54
SKPSA6419/2/ACS/SAD/XX/XXX	64x19 Acrylic Priv Scrn w/ CntrDvdr, Translucent, Single Adder	$321.73
SKPSA6419/2/ACS/SST/XX/XXX	64x19 Acrylic Priv Scrn w/ CntrDvdr, Translucent, Single Starter	$327.57
SKPSA6419/2/AWH/DAD/XX/XXX	64x19 Acrylic Priv Scrn w/ Center Divider, Markerboard, Dbl Adder	$406.73
SKPSA6419/2/AWH/DST/XX/XXX	64x19 Acrylic Priv Scrn w/ Center Divider, Markerboard, Dbl Starter	$421.06
SKPSA6419/2/AWH/SAD/XX/XXX	64x19 Acrylic Priv Scrn w/ Center Divider, Markerboard, Sngl Adder	$401.25
SKPSA6419/2/AWH/SST/XX/XXX	64x19 Acrylic Priv Scrn w/ Center Divider, Markerboard, SnglStarter	$407.09
SKPSA6419/2/AXX/DAD/XX/XXX	64x19 Acrylic Priv Scrn w/ Center Divider, Double Adder	$459.41
SKPSA6419/2/AXX/DST/XX/XXX	64x19 Acrylic Priv Scrn w/ Center Divider, Double Starter	$473.74
SKPSA6419/2/AXX/SAD/XX/XXX	64x19 Acrylic Priv Scrn w/ Center Divider, Single Adder	$453.93
SKPSA6419/2/AXX/SST/XX/XXX	64x19 Acrylic Priv Scrn w/ Center Divider, Single Starter	$459.77
SKPSA6613/1/ACS/DAD/XX/XXX	66x13 Acrylic Privacy Screen, Translucent, Double Adder	$234.29
SKPSA6613/1/ACS/DST/XX/XXX	66x13 Acrylic Privacy Screen, Translucent, Double Starter	$248.62
SKPSA6613/1/ACS/SAD/XX/XXX	66x13 Acrylic Privacy Screen, Translucent, Single Adder	$235.32
SKPSA6613/1/ACS/SST/XX/XXX	66x13 Acrylic Privacy Screen, Translucent, Single Starter	$241.16
SKPSA6613/1/AWH/DAD/XX/XXX	66x13 Acrylic Privacy Screen, Markerboard, Double Adder	$293.92
SKPSA6613/1/AWH/DST/XX/XXX	66x13 Acrylic Privacy Screen, Markerboard, Double Starter	$308.25
SKPSA6613/1/AWH/SAD/XX/XXX	66x13 Acrylic Privacy Screen, Markerboard, Single Adder	$294.95
SKPSA6613/1/AWH/SST/XX/XXX	66x13 Acrylic Privacy Screen, Markerboard, Single Starter	$300.79
SKPSA6613/1/AXX/DAD/XX/XXX	66x13 Acrylic Privacy Screen, Double Adder	$355.90
SKPSA6613/1/AXX/DST/XX/XXX	66x13 Acrylic Privacy Screen, Double Starter	$370.23
SKPSA6613/1/AXX/SAD/XX/XXX	66x13 Acrylic Privacy Screen, Single Adder	$356.93
SKPSA6613/1/AXX/SST/XX/XXX	66x13 Acrylic Privacy Screen, Single Starter	$362.77
SKPSA6619/1/ACS/DAD/XX/XXX	66x19 Acrylic Privacy Screen, Translucent, Double Adder	$298.15
SKPSA6619/1/ACS/DST/XX/XXX	66x19 Acrylic Privacy Screen, Translucent, Double Starter	$312.48
SKPSA6619/1/ACS/SAD/XX/XXX	66x19 Acrylic Privacy Screen, Translucent, Single Adder	$299.18
SKPSA6619/1/ACS/SST/XX/XXX	66x19 Acrylic Privacy Screen, Translucent, Single Starter	$305.02
SKPSA6619/1/AWH/DAD/XX/XXX	66x19 Acrylic Privacy Screen, Markerboard, Double Adder	$427.91
SKPSA6619/1/AWH/DST/XX/XXX	66x19 Acrylic Privacy Screen, Markerboard, Double Starter	$442.24
SKPSA6619/1/AWH/SAD/XX/XXX	66x19 Acrylic Privacy Screen, Markerboard, Single Adder	$428.94
SKPSA6619/1/AWH/SST/XX/XXX	66x19 Acrylic Privacy Screen, Markerboard, Single Starter	$434.78
SKPSA6619/1/AXX/DAD/XX/XXX	66x19 Acrylic Privacy Screen, Double Adder	$530.83
SKPSA6619/1/AXX/DST/XX/XXX	66x19 Acrylic Privacy Screen, Double Starter	$545.16
SKPSA6619/1/AXX/SAD/XX/XXX	66x19 Acrylic Privacy Screen, Single Adder	$531.86
SKPSA6619/1/AXX/SST/XX/XXX	66x19 Acrylic Privacy Screen, Single Starter	$537.70
SKPSA7213/1/ACS/DAD/XX/XXX	72x13 Acrylic Privacy Screen, Translucent, Double Adder	$238.96
SKPSA7213/1/ACS/DST/XX/XXX	72x13 Acrylic Privacy Screen, Translucent, Double Starter	$253.29
SKPSA7213/1/ACS/SAD/XX/XXX	72x13 Acrylic Privacy Screen, Translucent, Single Adder	$239.99
SKPSA7213/1/ACS/SST/XX/XXX	72x13 Acrylic Privacy Screen, Translucent, Single Starter	$245.83
SKPSA7213/1/AWH/DAD/XX/XXX	72x13 Acrylic Privacy Screen, Markerboard, Double Adder	$299.76
SKPSA7213/1/AWH/DST/XX/XXX	72x13 Acrylic Privacy Screen, Markerboard, Double Starter	$314.09
SKPSA7213/1/AWH/SAD/XX/XXX	72x13 Acrylic Privacy Screen, Markerboard, Single Adder	$300.79
SKPSA7213/1/AWH/SST/XX/XXX	72x13 Acrylic Privacy Screen, Markerboard, Single Starter	$306.63
SKPSA7213/1/AXX/DAD/XX/XXX	72x13 Acrylic Privacy Screen, Double Adder	$362.30
SKPSA7213/1/AXX/DST/XX/XXX	72x13 Acrylic Privacy Screen, Double Starter	$376.63
SKPSA7213/1/AXX/SAD/XX/XXX	72x13 Acrylic Privacy Screen, Single Adder	$363.33
SKPSA7213/1/AXX/SST/XX/XXX	72x13 Acrylic Privacy Screen, Single Starter	$369.17

SKPSA7213/2/ACS/DAD/XX/XXX	72x13 Acrylic Priv Scrn w/ CntrDvdr, Translucent, Double Adder	$262.65
SKPSA7213/2/ACS/DST/XX/XXX	72x13 Acrylic Priv Scrn w/ CntrDvdr, Translucent, Double Starter	$276.98
SKPSA7213/2/ACS/SAD/XX/XXX	72x13 Acrylic Priv Scrn w/ CntrDvdr, Translucent, Single Adder	$257.17
SKPSA7213/2/ACS/SST/XX/XXX	72x13 Acrylic Priv Scrn w/ CntrDvdr, Translucent, Single Starter	$263.01
SKPSA7213/2/AWH/DAD/XX/XXX	72x13 Acrylic Priv Scrn w/ Center Divider, Markerboard, Dbl Adder	$328.21
SKPSA7213/2/AWH/DST/XX/XXX	72x13 Acrylic Priv Scrn w/ Center Divider, Markerboard, Dbl Starter	$342.48
SKPSA7213/2/AWH/SAD/XX/XXX	72x13 Acrylic Priv Scrn w/ Center Divider, Markerboard, Sngl Adder	$322.67
SKPSA7213/2/AWH/SST/XX/XXX	72x13 Acrylic Priv Scrn w/ Center Divider, Markerboard, SnglStarter	$328.51
SKPSA7213/2/AXX/DAD/XX/XXX	72x13 Acrylic Priv Scrn w/ Center Divider, Double Adder	$363.17
SKPSA7213/2/AXX/DST/XX/XXX	72x13 Acrylic Priv Scrn w/ Center Divider, Double Starter	$377.50
SKPSA7213/2/AXX/SAD/XX/XXX	72x13 Acrylic Priv Scrn w/ Center Divider, Single Adder	$357.69
SKPSA7213/2/AXX/SST/XX/XXX	72x13 Acrylic Priv Scrn w/ Center Divider, Single Starter	$363.53
SKPSA7219/1/ACS/DAD/XX/XXX	72x19 Acrylic Privacy Screen, Translucent, Double Adder	$302.81
SKPSA7219/1/ACS/DST/XX/XXX	72x19 Acrylic Privacy Screen, Translucent, Double Starter	$317.14
SKPSA7219/1/ACS/SAD/XX/XXX	72x19 Acrylic Privacy Screen, Translucent, Single Adder	$303.84
SKPSA7219/1/ACS/SST/XX/XXX	72x19 Acrylic Privacy Screen, Translucent, Single Starter	$309.68
SKPSA7219/1/AWH/DAD/XX/XXX	72x19 Acrylic Privacy Screen, Markerboard, Double Adder	$433.77
SKPSA7219/1/AWH/DST/XX/XXX	72x19 Acrylic Privacy Screen, Markerboard, Double Starter	$448.10
SKPSA7219/1/AWH/SAD/XX/XXX	72x19 Acrylic Privacy Screen, Markerboard, Single Adder	$434.80
SKPSA7219/1/AWH/SST/XX/XXX	72x19 Acrylic Privacy Screen, Markerboard, Single Starter	$440.64
SKPSA7219/1/AXX/DAD/XX/XXX	72x19 Acrylic Privacy Screen, Double Adder	$537.23
SKPSA7219/1/AXX/DST/XX/XXX	72x19 Acrylic Privacy Screen, Double Starter	$551.56
SKPSA7219/1/AXX/SAD/XX/XXX	72x19 Acrylic Privacy Screen, Single Adder	$538.26
SKPSA7219/1/AXX/SST/XX/XXX	72x19 Acrylic Privacy Screen, Single Starter	$544.10
SKPSA7219/2/ACS/DAD/XX/XXX	72x19 Acrylic Priv Scrn w/ CntrDvdr, Translucent, Double Adder	$306.18
SKPSA7219/2/ACS/DST/XX/XXX	72x19 Acrylic Priv Scrn w/ CntrDvdr, Translucent, Double Starter	$320.51
SKPSA7219/2/ACS/SAD/XX/XXX	72x19 Acrylic Priv Scrn w/ CntrDvdr, Translucent, Single Adder	$300.70
SKPSA7219/2/ACS/SST/XX/XXX	72x19 Acrylic Priv Scrn w/ CntrDvdr, Translucent, Single Starter	$306.54
SKPSA7219/2/AWH/DAD/XX/XXX	72x19 Acrylic Priv Scrn w/ Center Divider, Markerboard, Dbl Adder	$430.14
SKPSA7219/2/AWH/DST/XX/XXX	72x19 Acrylic Priv Scrn w/ Center Divider, Markerboard, Dbl Starter	$444.47
SKPSA7219/2/AWH/SAD/XX/XXX	72x19 Acrylic Priv Scrn w/ Center Divider, Markerboard, Sngl Adder	$424.66
SKPSA7219/2/AWH/SST/XX/XXX	72x19 Acrylic Priv Scrn w/ Center Divider, Markerboard, SnglStarter	$430.50
SKPSA7219/2/AXX/DAD/XX/XXX	72x19 Acrylic Priv Scrn w/ Center Divider, Double Adder	$500.26
SKPSA7219/2/AXX/DST/XX/XXX	72x19 Acrylic Priv Scrn w/ Center Divider, Double Starter	$514.59
SKPSA7219/2/AXX/SAD/XX/XXX	72x19 Acrylic Priv Scrn w/ Center Divider, Single Adder	$494.78
SKPSA7219/2/AXX/SST/XX/XXX	72x19 Acrylic Priv Scrn w/ Center Divider, Single Starter	$500.62
SKPSA7813/1/ACS/DAD/XX/XXX	78x13 Acrylic Privacy Screen, Translucent, Double Adder	$250.67
SKPSA7813/1/ACS/DST/XX/XXX	78x13 Acrylic Privacy Screen, Translucent, Double Starter	$265.00
SKPSA7813/1/ACS/SAD/XX/XXX	78x13 Acrylic Privacy Screen, Translucent, Single Adder	$251.70
SKPSA7813/1/ACS/SST/XX/XXX	78x13 Acrylic Privacy Screen, Translucent, Single Starter	$257.54
SKPSA7813/1/AWH/DAD/XX/XXX	78x13 Acrylic Privacy Screen, Markerboard, Double Adder	$312.63
SKPSA7813/1/AWH/DST/XX/XXX	78x13 Acrylic Privacy Screen, Markerboard, Double Starter	$326.96
SKPSA7813/1/AWH/SAD/XX/XXX	78x13 Acrylic Privacy Screen, Markerboard, Single Adder	$313.66
SKPSA7813/1/AWH/SST/XX/XXX	78x13 Acrylic Privacy Screen, Markerboard, Single Starter	$319.50
SKPSA7813/1/AXX/DAD/XX/XXX	78x13 Acrylic Privacy Screen, Double Adder	$374.58
SKPSA7813/1/AXX/DST/XX/XXX	78x13 Acrylic Privacy Screen, Double Starter	$388.91
SKPSA7813/1/AXX/SAD/XX/XXX	78x13 Acrylic Privacy Screen, Single Adder	$375.61
SKPSA7813/1/AXX/SST/XX/XXX	78x13 Acrylic Privacy Screen, Single Starter	$381.45
SKPSA7819/1/ACS/DAD/XX/XXX	78x19 Acrylic Privacy Screen, Translucent, Double Adder	$315.68
SKPSA7819/1/ACS/DST/XX/XXX	78x19 Acrylic Privacy Screen, Translucent, Double Starter	$330.01
SKPSA7819/1/ACS/SAD/XX/XXX	78x19 Acrylic Privacy Screen, Translucent, Single Adder	$316.71
SKPSA7819/1/ACS/SST/XX/XXX	78x19 Acrylic Privacy Screen, Translucent, Single Starter	$322.55
SKPSA7819/1/AWH/DAD/XX/XXX	78x19 Acrylic Privacy Screen, Markerboard, Double Adder	$446.64
SKPSA7819/1/AWH/DST/XX/XXX	78x19 Acrylic Privacy Screen, Markerboard, Double Starter	$460.97
SKPSA7819/1/AWH/SAD/XX/XXX	78x19 Acrylic Privacy Screen, Markerboard, Single Adder	$447.67
SKPSA7819/1/AWH/SST/XX/XXX	78x19 Acrylic Privacy Screen, Markerboard, Single Starter	$453.51
SKPSA7819/1/AXX/DAD/XX/XXX	78x19 Acrylic Privacy Screen, Double Adder	$549.52
SKPSA7819/1/AXX/DST/XX/XXX	78x19 Acrylic Privacy Screen, Double Starter	$563.85

SKPSA7819/1/AXX/SAD/XX/XXX	78x19 Acrylic Privacy Screen, Single Adder	$550.55
SKPSA7819/1/AXX/SST/XX/XXX	78x19 Acrylic Privacy Screen, Single Starter	$556.39
SKPSA8413/2/ACS/DAD/XX/XXX	84x13 Acrylic Priv Scrn w/ CntrDvdr, Translucent, Double Adder	$318.17
SKPSA8413/2/ACS/DST/XX/XXX	84x13 Acrylic Priv Scrn w/ CntrDvdr, Translucent, Double Starter	$332.50
SKPSA8413/2/ACS/SAD/XX/XXX	84x13 Acrylic Priv Scrn w/ CntrDvdr, Translucent, Single Adder	$312.69
SKPSA8413/2/ACS/SST/XX/XXX	84x13 Acrylic Priv Scrn w/ CntrDvdr, Translucent, Single Starter	$318.53
SKPSA8413/2/AWH/DAD/XX/XXX	84x13 Acrylic Priv Scrn w/ Center Divider, Markerboard, Dbl Adder	$397.65
SKPSA8413/2/AWH/DST/XX/XXX	84x13 Acrylic Priv Scrn w/ Center Divider, Markerboard, Dbl Starter	$411.98
SKPSA8413/2/AWH/SAD/XX/XXX	84x13 Acrylic Priv Scrn w/ Center Divider, Markerboard, Sngl Adder	$392.17
SKPSA8413/2/AWH/SST/XX/XXX	84x13 Acrylic Priv Scrn w/ Center Divider, Markerboard, SnglStarter	$398.01
SKPSA8413/2/AXX/DAD/XX/XXX	84x13 Acrylic Priv Scrn w/ Center Divider, Double Adder	$451.51
SKPSA8413/2/AXX/DST/XX/XXX	84x13 Acrylic Priv Scrn w/ Center Divider, Double Starter	$465.84
SKPSA8413/2/AXX/SAD/XX/XXX	84x13 Acrylic Priv Scrn w/ Center Divider, Single Adder	$446.03
SKPSA8413/2/AXX/SST/XX/XXX	84x13 Acrylic Priv Scrn w/ Center Divider, Single Starter	$451.87
SKPSA8419/2/ACS/DAD/XX/XXX	84x19 Acrylic Priv Scrn w/ CntrDvdr, Translucent, Double Adder	$373.37
SKPSA8419/2/ACS/DST/XX/XXX	84x19 Acrylic Priv Scrn w/ CntrDvdr, Translucent, Double Starter	$387.70
SKPSA8419/2/ACS/SAD/XX/XXX	84x19 Acrylic Priv Scrn w/ CntrDvdr, Translucent, Single Adder	$367.89
SKPSA8419/2/ACS/SST/XX/XXX	84x19 Acrylic Priv Scrn w/ CntrDvdr, Translucent, Single Starter	$373.73
SKPSA8419/2/AWH/DAD/XX/XXX	84x19 Acrylic Priv Scrn w/ Center Divider, Markerboard, Dbl Adder	$494.97
SKPSA8419/2/AWH/DST/XX/XXX	84x19 Acrylic Priv Scrn w/ Center Divider, Markerboard, Dbl Starter	$509.30
SKPSA8419/2/AWH/SAD/XX/XXX	84x19 Acrylic Priv Scrn w/ Center Divider, Markerboard, Sngl Adder	$489.49
SKPSA8419/2/AWH/SST/XX/XXX	84x19 Acrylic Priv Scrn w/ Center Divider, Markerboard, SnglStarter	$495.33
SKPSA8419/2/AXX/DAD/XX/XXX	84x19 Acrylic Priv Scrn w/ Center Divider, Double Adder	$569.85
SKPSA8419/2/AXX/DST/XX/XXX	84x19 Acrylic Priv Scrn w/ Center Divider, Double Starter	$584.18
SKPSA8419/2/AXX/SAD/XX/XXX	84x19 Acrylic Priv Scrn w/ Center Divider, Single Adder	$564.37
SKPSA8419/2/AXX/SST/XX/XXX	84x19 Acrylic Priv Scrn w/ Center Divider, Single Starter	$570.21
SKPSA9013/2/ACS/DAD/XX/XXX	90x13 Acrylic Priv Scrn w/ CntrDvdr, Translucent, Double Adder	$325.15
SKPSA9013/2/ACS/DST/XX/XXX	90x13 Acrylic Priv Scrn w/ CntrDvdr, Translucent, Double Starter	$339.48
SKPSA9013/2/ACS/SAD/XX/XXX	90x13 Acrylic Priv Scrn w/ CntrDvdr, Translucent, Single Adder	$319.67
SKPSA9013/2/ACS/SST/XX/XXX	90x13 Acrylic Priv Scrn w/ CntrDvdr, Translucent, Single Starter	$325.51
SKPSA9013/2/AWH/DAD/XX/XXX	90x13 Acrylic Priv Scrn w/ Center Divider, Markerboard, Dbl Adder	$407.01
SKPSA9013/2/AWH/DST/XX/XXX	90x13 Acrylic Priv Scrn w/ Center Divider, Markerboard, Dbl Starter	$421.34
SKPSA9013/2/AWH/SAD/XX/XXX	90x13 Acrylic Priv Scrn w/ Center Divider, Markerboard, Sngl Adder	$401.53
SKPSA9013/2/AWH/SST/XX/XXX	90x13 Acrylic Priv Scrn w/ Center Divider, Markerboard, SnglStarter	$407.37
SKPSA9013/2/AXX/DAD/XX/XXX	90x13 Acrylic Priv Scrn w/ Center Divider, Double Adder	$460.83
SKPSA9013/2/AXX/DST/XX/XXX	90x13 Acrylic Priv Scrn w/ Center Divider, Double Starter	$475.16
SKPSA9013/2/AXX/SAD/XX/XXX	90x13 Acrylic Priv Scrn w/ Center Divider, Single Adder	$455.35
SKPSA9013/2/AXX/SST/XX/XXX	90x13 Acrylic Priv Scrn w/ Center Divider, Single Starter	$461.19
SKPSA9013/3/ACS/DAD/XX/XXX	90x13 Acrylic Priv Scrn w/ Two Dividers, Translucent, Double Adder	$411.70
SKPSA9013/3/ACS/DST/XX/XXX	90x13 Acrylic Priv Scrn w/ Two Dividers, Translucent, Dbl Starter	$426.03
SKPSA9013/3/ACS/SAD/XX/XXX	90x13 Acrylic Priv Scrn w/ Two Dividers, Translucent, Single Adder	$399.71
SKPSA9013/3/ACS/SST/XX/XXX	90x13 Acrylic Priv Scrn w/ Two Dividers, Translucent, Single Starter	$405.55
SKPSA9013/3/AWH/DAD/XX/XXX	90x13 Acrylic Priv Scrn w/ Two Dividers, Markerboard, Dbl Adder	$485.41
SKPSA9013/3/AWH/DST/XX/XXX	90x13 Acrylic Priv Scrn w/ Two Dividers, Markerboard, Dbl Starter	$499.74
SKPSA9013/3/AWH/SAD/XX/XXX	90x13 Acrylic Priv Scrn w/ Two Dividers, Markerboard,Sngl Adder	$473.42
SKPSA9013/3/AWH/SST/XX/XXX	90x13 Acrylic Priv Scrn w/ Two Dividers, Markerboard,Sngl Starter	$479.26
SKPSA9013/3/AXX/DAD/XX/XXX	90x13 Acrylic Priv Scrn w/ Center Divider, Double Adder	$527.47
SKPSA9013/3/AXX/DST/XX/XXX	90x13 Acrylic Priv Scrn w/ Center Divider, Double Starter	$541.80
SKPSA9013/3/AXX/SAD/XX/XXX	90x13 Acrylic Priv Scrn w/ Center Divider, Single Adder	$515.48
SKPSA9013/3/AXX/SST/XX/XXX	90x13 Acrylic Priv Scrn w/ Center Divider, Single Starter	$521.32
SKPSA9019/2/ACS/DAD/XX/XXX	90x19 Acrylic Priv Scrn w/ CntrDvdr, Translucent, Double Adder	$380.39
SKPSA9019/2/ACS/DST/XX/XXX	90x19 Acrylic Priv Scrn w/ CntrDvdr, Translucent, Double Starter	$394.72
SKPSA9019/2/ACS/SAD/XX/XXX	90x19 Acrylic Priv Scrn w/ CntrDvdr, Translucent, Single Adder	$374.91
SKPSA9019/2/ACS/SST/XX/XXX	90x19 Acrylic Priv Scrn w/ CntrDvdr, Translucent, Single Starter	$380.75
SKPSA9019/2/AWH/DAD/XX/XXX	90x19 Acrylic Priv Scrn w/ Center Divider, Markerboard, Dbl Adder	$504.33
SKPSA9019/2/AWH/DST/XX/XXX	90x19 Acrylic Priv Scrn w/ Center Divider, Markerboard, Dbl Starter	$518.66
SKPSA9019/2/AWH/SAD/XX/XXX	90x19 Acrylic Priv Scrn w/ Center Divider, Markerboard,Sngl Adder	$498.85
SKPSA9019/2/AWH/SST/XX/XXX	90x19 Acrylic Priv Scrn w/ Center Divider, Markerboard,Sng Starter	$504.69

SKPSA9019/2/AXX/DAD/XX/XXX	90x19 Acrylic Priv Scrn w/ Center Divider, Double Adder	$579.17
SKPSA9019/2/AXX/DST/XX/XXX	90x19 Acrylic Priv Scrn w/ Center Divider, Double Starter	$593.50
SKPSA9019/2/AXX/SAD/XX/XXX	90x19 Acrylic Priv Scrn w/ Center Divider, Single Adder	$573.69
SKPSA9019/2/AXX/SST/XX/XXX	90x19 Acrylic Priv Scrn w/ Center Divider, Single Starter	$579.53
SKPSA9019/3/ACS/DAD/XX/XXX	90x19 Acrylic Priv Scrn w/ Two Dividers, Translucent, Double Adder	$480.52
SKPSA9019/3/ACS/DST/XX/XXX	90x19 Acrylic Priv Scrn w/ Two Dividers, Translucent, Dbl Starter	$494.85
SKPSA9019/3/ACS/SAD/XX/XXX	90x19 Acrylic Priv Scrn w/ Two Dividers, Translucent, Single Adder	$468.53
SKPSA9019/3/ACS/SST/XX/XXX	90x19 Acrylic Priv Scrn w/ Two Dividers, Translucent, Single Starter	$474.37
SKPSA9019/3/AWH/DAD/XX/XXX	90x19 Acrylic Priv Scrn w/ Two Dividers, Markerboard, Dbl Adder	$596.26
SKPSA9019/3/AWH/DST/XX/XXX	90x19 Acrylic Priv Scrn w/ Two Dividers, Markerboard, Dbl Starter	$610.59
SKPSA9019/3/AWH/SAD/XX/XXX	90x19 Acrylic Priv Scrn w/ Two Dividers, Markerboard,Sngl Adder	$584.27
SKPSA9019/3/AWH/SST/XX/XXX	90x19 Acrylic Priv Scrn w/ Two Dividers, Markerboard,Sngl Starter	$571.40
SKPSA9019/3/AXX/DAD/XX/XXX	90x19 Acrylic Priv Scrn w/ Center Divider, Double Adder	$673.45
SKPSA9019/3/AXX/DST/XX/XXX	90x19 Acrylic Priv Scrn w/ Center Divider, Double Starter	$687.78
SKPSA9019/3/AXX/SAD/XX/XXX	90x19 Acrylic Priv Scrn w/ Center Divider, Single Adder	$661.46
SKPSA9019/3/AXX/SST/XX/XXX	90x19 Acrylic Priv Scrn w/ Center Divider, Single Starter	$667.30
SKPSA9613/2/ACS/DAD/XX/XXX	96x13 Acrylic Priv Scrn w/ CntrDvdr, Translucent, Double Adder	$334.57
SKPSA9613/2/ACS/DST/XX/XXX	96x13 Acrylic Priv Scrn w/ CntrDvdr, Translucent, Double Starter	$348.90
SKPSA9613/2/ACS/SAD/XX/XXX	96x13 Acrylic Priv Scrn w/ CntrDvdr, Translucent, Single Adder	$329.09
SKPSA9613/2/ACS/SST/XX/XXX	96x13 Acrylic Priv Scrn w/ CntrDvdr, Translucent, Single Starter	$334.93
SKPSA9613/2/AWH/DAD/XX/XXX	96x13 Acrylic Priv Scrn w/ Center Divider, Markerboard, Dbl Adder	$416.43
SKPSA9613/2/AWH/DST/XX/XXX	96x13 Acrylic Priv Scrn w/ Center Divider, Markerboard, Dbl Starter	$430.76
SKPSA9613/2/AWH/SAD/XX/XXX	96x13 Acrylic Priv Scrn w/ Center Divider, Markerboard,Sngl Adder	$410.95
SKPSA9613/2/AWH/SST/XX/XXX	96x13 Acrylic Priv Scrn w/ Center Divider, Markerboard,SnglStarter	$416.79
SKPSA9613/2/AXX/DAD/XX/XXX	96x13 Acrylic Priv Scrn w/ Center Divider, Double Adder	$473.71
SKPSA9613/2/AXX/DST/XX/XXX	96x13 Acrylic Priv Scrn w/ Center Divider, Double Starter	$488.04
SKPSA9613/2/AXX/SAD/XX/XXX	96x13 Acrylic Priv Scrn w/ Center Divider, Single Adder	$468.23
SKPSA9613/2/AXX/SST/XX/XXX	96x13 Acrylic Priv Scrn w/ Center Divider, Single Starter	$474.07
SKPSA9613/3/ACS/DAD/XX/XXX	96x13 Acrylic Priv Scrn w/ Two Dividers, Translucent, Double Adder	$427.54
SKPSA9613/3/ACS/DST/XX/XXX	96x13 Acrylic Priv Scrn w/ Two Dividers, Translucent, Dbl Starter	$441.87
SKPSA9613/3/ACS/SAD/XX/XXX	96x13 Acrylic Priv Scrn w/ Two Dividers, Translucent, Single Adder	$415.55
SKPSA9613/3/ACS/SST/XX/XXX	96x13 Acrylic Priv Scrn w/ Two Dividers, Translucent, Single Starter	$421.39
SKPSA9613/3/AWH/DAD/XX/XXX	96x13 Acrylic Priv Scrn w/ Two Dividers, Markerboard, Dbl Adder	$515.23
SKPSA9613/3/AWH/DST/XX/XXX	96x13 Acrylic Priv Scrn w/ Two Dividers, Markerboard, Dbl Starter	$529.56
SKPSA9613/3/AWH/SAD/XX/XXX	96x13 Acrylic Priv Scrn w/ Two Dividers, Markerboard,Sngl Adder	$503.24
SKPSA9613/3/AWH/SST/XX/XXX	96x13 Acrylic Priv Scrn w/ Two Dividers, Markerboard,Sngl Starter	$509.08
SKPSA9613/3/AXX/DAD/XX/XXX	96x13 Acrylic Priv Scrn w/ Two Dividers, Double Adder	$569.68
SKPSA9613/3/AXX/DST/XX/XXX	96x13 Acrylic Priv Scrn w/ Two Dividers, Double Starter	$584.01
SKPSA9613/3/AXX/SAD/XX/XXX	96x13 Acrylic Priv Scrn w/ Two Dividers, Single Adder	$557.69
SKPSA9613/3/AXX/SST/XX/XXX	96x13 Acrylic Priv Scrn w/ Two Dividers, Single Starter	$563.53
SKPSA9619/2/ACS/DAD/XX/XXX	96x19 Acrylic Priv Scrn w/ CntrDvdr, Translucent, Double Adder	$389.79
SKPSA9619/2/ACS/DST/XX/XXX	96x19 Acrylic Priv Scrn w/ CntrDvdr, Translucent, Double Starter	$404.12
SKPSA9619/2/ACS/SAD/XX/XXX	96x19 Acrylic Priv Scrn w/ CntrDvdr, Translucent, Single Adder	$384.31
SKPSA9619/2/ACS/SST/XX/XXX	96x19 Acrylic Priv Scrn w/ CntrDvdr, Translucent, Single Starter	$390.15
SKPSA9619/2/AWH/DAD/XX/XXX	96x19 Acrylic Priv Scrn w/ Center Divider, Markerboard, Dbl Adder	$513.73
SKPSA9619/2/AWH/DST/XX/XXX	96x19 Acrylic Priv Scrn w/ Center Divider, Markerboard, Dbl Starter	$528.06
SKPSA9619/2/AWH/SAD/XX/XXX	96x19 Acrylic Priv Scrn w/ Center Divider, Markerboard,Sngl Adder	$508.25
SKPSA9619/2/AWH/SST/XX/XXX	96x19 Acrylic Priv Scrn w/ Center Divider, Markerboard,SnglStarter	$514.09
SKPSA9619/2/AXX/DAD/XX/XXX	96x19 Acrylic Priv Scrn w/ Center Divider, Double Adder	$592.07
SKPSA9619/2/AXX/DST/XX/XXX	96x19 Acrylic Priv Scrn w/ Center Divider, Double Starter	$606.40
SKPSA9619/2/AXX/SAD/XX/XXX	96x19 Acrylic Priv Scrn w/ Center Divider, Single Adder	$586.59
SKPSA9619/2/AXX/SST/XX/XXX	96x19 Acrylic Priv Scrn w/ Center Divider, Single Starter	$592.43
SKPSA9619/3/ACS/DAD/XX/XXX	96x19 Acrylic Priv Scrn w/ Two Dividers, Translucent, Dbl Adder	$492.79
SKPSA9619/3/ACS/DST/XX/XXX	96x19 Acrylic Priv Scrn w/ Two Dividers, Translucent, Dbl Starter	$507.12
SKPSA9619/3/ACS/SAD/XX/XXX	96x19 Acrylic Priv Scrn w/ Two Dividers, Translucent, Single Adder	$480.80
SKPSA9619/3/ACS/SST/XX/XXX	96x19 Acrylic Priv Scrn w/ Two Dividers, Translucent, Single Starter	$486.64
SKPSA9619/3/AWH/DAD/XX/XXX	96x19 Acrylic Priv Scrn w/ Two Dividers, Markerboard, Dbl Adder	$612.07
SKPSA9619/3/AWH/DST/XX/XXX	96x19 Acrylic Priv Scrn w/ Two Dividers, Markerboard, Dbl Starter	$626.40

SKPSA9619/3/AWH/SAD/XX/XXX	96x19 Acrylic Priv Scrn w/ Two Dividers, Markerboard,Sngl Adder	$600.08
SKPSA9619/3/AWH/SST/XX/XXX	96x19 Acrylic Priv Scrn w/ Two Dividers, Markerboard,Sngl Starter	$605.92
SKPSA9619/3/AXX/DAD/XX/XXX	96x19 Acrylic Priv Scrn w/ Two Dividers, Double Adder	$691.09
SKPSA9619/3/AXX/DST/XX/XXX	96x19 Acrylic Priv Scrn w/ Two Dividers, Double Starter	$705.42
SKPSA9619/3/AXX/SAD/XX/XXX	96x19 Acrylic Priv Scrn w/ Two Dividers, Single Adder	$679.10
SKPSA9619/3/AXX/SST/XX/XXX	96x19 Acrylic Priv Scrn w/ Two Dividers, Single Starter	$684.94

Model Number	Description	Price
SKPSAT2413/1/ACS/DAD/XX/XXX	24x13 Acrylic PrivacyScreen w/ToolRail, Translucent, DoubleAdder	$132.03
SKPSAT2413/1/ACS/DST/XX/XXX	24x13 Acrylic PrivacyScreen w/ToolRail, Translucent, DblStarter	$146.36
SKPSAT2413/1/ACS/SAD/XX/XXX	24x13 Acrylic PrivacyScreen w/ToolRail, Translucent, Single Adder	$133.06
SKPSAT2413/1/ACS/SST/XX/XXX	24x13 Acrylic PrivacyScreen w/ToolRail, Translucent, Single Starter	$138.90
SKPSAT2413/1/AWH/DAD/XX/XXX	24x13 Acrylic Privacy Screen w/ Tool Rail, Mrkrbrd, Double Adder	$154.24
SKPSAT2413/1/AWH/DST/XX/XXX	24x13 Acrylic Privacy Screen w/ Tool Rail, Mrkrbrd, Double Starter	$168.57
SKPSAT2413/1/AWH/SAD/XX/XXX	24x13 Acrylic Privacy Screen w/ Tool Rail, Mrkrbrd, Single Adder	$155.27
SKPSAT2413/1/AWH/SST/XX/XXX	24x13 Acrylic Privacy Screen w/ Tool Rail, Mrkrbrd, Single Starter	$161.11
SKPSAT2413/1/AXX/DAD/XX/XXX	24x13 Acrylic Privacy Screen w/ Tool Rail, Double Adder	$160.45
SKPSAT2413/1/AXX/DST/XX/XXX	24x13 Acrylic Privacy Screen w/ Tool Rail, Double Starter	$174.78
SKPSAT2413/1/AXX/SAD/XX/XXX	24x13 Acrylic Privacy Screen w/ Tool Rail, Single Adder	$161.48
SKPSAT2413/1/AXX/SST/XX/XXX	24x13 Acrylic Privacy Screen w/ Tool Rail, Single Starter	$167.32
SKPSAT2419/1/ACS/DAD/XX/XXX	24x19 Acrylic PrivacyScreen w/ToolRail, Translucent, DoubleAdder	$150.37
SKPSAT2419/1/ACS/DST/XX/XXX	24x19 Acrylic PrivacyScreen w/ToolRail, Translucent, DblStarter	$164.70
SKPSAT2419/1/ACS/SAD/XX/XXX	24x19 Acrylic PrivacyScreen w/ToolRail, Translucent Single Adder	$151.40
SKPSAT2419/1/ACS/SST/XX/XXX	24x19 Acrylic PrivacyScreen w/ToolRail, Translucent, Single Starter	$157.24
SKPSAT2419/1/AWH/DAD/XX/XXX	24x19 Acrylic Privacy Screen w/ Tool Rail, Mrkrbrd, Double Adder	$183.10
SKPSAT2419/1/AWH/DST/XX/XXX	24x19 Acrylic Privacy Screen w/ Tool Rail, Mrkrbrd, Double Starter	$197.43
SKPSAT2419/1/AWH/SAD/XX/XXX	24x19 Acrylic Privacy Screen w/ Tool Rail, Mrkrbrd, Single Adder	$184.13
SKPSAT2419/1/AWH/SST/XX/XXX	24x19 Acrylic Privacy Screen w/ Tool Rail, Mrkrbrd, Single Starter	$189.97
SKPSAT2419/1/AXX/DAD/XX/XXX	24x19 Acrylic Privacy Screen w/ Tool Rail, Double Adder	$186.90
SKPSAT2419/1/AXX/DST/XX/XXX	24x19 Acrylic Privacy Screen w/ Tool Rail, Double Starter	$201.23
SKPSAT2419/1/AXX/SAD/XX/XXX	24x19 Acrylic Privacy Screen w/ Tool Rail, Single Adder	$187.93
SKPSAT2419/1/AXX/SST/XX/XXX	24x19 Acrylic Privacy Screen w/ Tool Rail, Single Starter	$193.77
SKPSAT3013/1/ACS/DAD/XX/XXX	30x13 Acrylic PrivacyScreen w/ToolRail, Translucent, DoubleAdder	$136.10
SKPSAT3013/1/ACS/DST/XX/XXX	30x13 Acrylic PrivacyScreen w/ToolRail, Translucent, DblStarter	$150.43
SKPSAT3013/1/ACS/SAD/XX/XXX	30x13 Acrylic PrivacyScreen w/ToolRail, Translucent, Single Adder	$137.13
SKPSAT3013/1/ACS/SST/XX/XXX	30x13 Acrylic PrivacyScreen w/ToolRail, Translucent, Single Starter	$142.97
SKPSAT3013/1/AWH/DAD/XX/XXX	30x13 Acrylic Privacy Screen w/ Tool Rail, Mrkrbrd, Double Adder	$160.65
SKPSAT3013/1/AWH/DST/XX/XXX	30x13 Acrylic Privacy Screen w/ Tool Rail, Mrkrbrd, Double Starter	$174.98
SKPSAT3013/1/AWH/SAD/XX/XXX	30x13 Acrylic Privacy Screen w/ Tool Rail, Mrkrbrd, Single Adder	$161.68
SKPSAT3013/1/AWH/SST/XX/XXX	30x13 Acrylic Privacy Screen w/ Tool Rail, Mrkrbrd, Single Starter	$167.52
SKPSAT3013/1/AXX/DAD/XX/XXX	30x13 Acrylic Privacy Screen w/ Tool Rail, Double Adder	$174.46
SKPSAT3013/1/AXX/DST/XX/XXX	30x13 Acrylic Privacy Screen w/ Tool Rail, Double Starter	$188.79
SKPSAT3013/1/AXX/SAD/XX/XXX	30x13 Acrylic Privacy Screen w/ Tool Rail, Single Adder	$175.49
SKPSAT3013/1/AXX/SST/XX/XXX	30x13 Acrylic Privacy Screen w/ Tool Rail, Single Starter	$180.17
SKPSAT3019/1/ACS/DAD/XX/XXX	30x19 Acrylic PrivacyScreen w/ToolRail, Translucent, DoubleAdder	$157.96
SKPSAT3019/1/ACS/DST/XX/XXX	30x19 Acrylic PrivacyScreen w/ToolRail, Translucent, DblStarter	$172.29
SKPSAT3019/1/ACS/SAD/XX/XXX	30x19 Acrylic PrivacyScreen w/ToolRail, Translucent, Single Adder	$158.99
SKPSAT3019/1/ACS/SST/XX/XXX	30x19 Acrylic PrivacyScreen w/ToolRail, Translucent, Single Starter	$164.83
SKPSAT3019/1/AWH/DAD/XX/XXX	30x19 Acrylic Privacy Screen w/ Tool Rail, Mrkrbrd, Double Adder	$196.54
SKPSAT3019/1/AWH/DST/XX/XXX	30x19 Acrylic Privacy Screen w/ Tool Rail, Mrkrbrd, Double Starter	$210.87
SKPSAT3019/1/AWH/SAD/XX/XXX	30x19 Acrylic Privacy Screen w/ Tool Rail, Mrkrbrd, Single Adder	$197.57
SKPSAT3019/1/AWH/SST/XX/XXX	30x19 Acrylic Privacy Screen w/ Tool Rail, Mrkrbrd, Single Starter	$203.41
SKPSAT3019/1/AXX/DAD/XX/XXX	30x19 Acrylic Privacy Screen w/ Tool Rail, Double Adder	$221.97
SKPSAT3019/1/AXX/DST/XX/XXX	30x19 Acrylic Privacy Screen w/ Tool Rail, Double Starter	$236.30
SKPSAT3019/1/AXX/SAD/XX/XXX	30x19 Acrylic Privacy Screen w/ Tool Rail, Single Adder	$223.00

SKPSAT3019/1/AXX/SST/XX/XXX	30x19 Acrylic Privacy Screen w/ Tool Rail, Single Starter	$228.84
SKPSAT3613/1/ACS/DAD/XX/XXX	36x13 Acrylic PrivacyScreen w/ToolRail, Translucent, DoubleAdder	$150.17
SKPSAT3613/1/ACS/DST/XX/XXX	36x13 Acrylic PrivacyScreen w/ToolRail, Translucent, DblStarter	$164.50
SKPSAT3613/1/ACS/SAD/XX/XXX	36x13 Acrylic PrivacyScreen w/ToolRail, Translucent, Single Adder	$151.20
SKPSAT3613/1/ACS/SST/XX/XXX	36x13 Acrylic PrivacyScreen w/ToolRail, Translucent, Single Starter	$157.04
SKPSAT3613/1/AWH/DAD/XX/XXX	36x13 Acrylic Privacy Screen w/ Tool Rail, Mrkrbrd, Double Adder	$194.60
SKPSAT3613/1/AWH/DST/XX/XXX	36x13 Acrylic Privacy Screen w/ Tool Rail, Mrkrbrd, Double Starter	$208.93
SKPSAT3613/1/AWH/SAD/XX/XXX	36x13 Acrylic Privacy Screen w/ Tool Rail, Mrkrbrd, Single Adder	$195.63
SKPSAT3613/1/AWH/SST/XX/XXX	36x13 Acrylic Privacy Screen w/ Tool Rail, Mrkrbrd, Single Starter	$201.47
SKPSAT3613/1/AXX/DAD/XX/XXX	36x13 Acrylic Privacy Screen w/ Tool Rail, Double Adder	$199.01
SKPSAT3613/1/AXX/DST/XX/XXX	36x13 Acrylic Privacy Screen w/ Tool Rail, Double Starter	$213.34
SKPSAT3613/1/AXX/SAD/XX/XXX	36x13 Acrylic Privacy Screen w/ Tool Rail, Single Adder	$200.04
SKPSAT3613/1/AXX/SST/XX/XXX	36x13 Acrylic Privacy Screen w/ Tool Rail, Single Starter	$205.88
SKPSAT3619/1/ACS/DAD/XX/XXX	36x19 Acrylic PrivacyScreen w/ToolRail, Translucent, DoubleAdder	$173.19
SKPSAT3619/1/ACS/DST/XX/XXX	36x19 Acrylic PrivacyScreen w/ToolRail, Translucent, DblStarter	$187.52
SKPSAT3619/1/ACS/SAD/XX/XXX	36x19 Acrylic PrivacyScreen w/ToolRail, Translucent, Single Adder	$174.22
SKPSAT3619/1/ACS/SST/XX/XXX	36x19 Acrylic PrivacyScreen w/ToolRail, Translucent, Single Starter	$180.06
SKPSAT3619/1/AWH/DAD/XX/XXX	36x19 Acrylic Privacy Screen w/ Tool Rail, Mrkrbrd, Double Adder	$239.84
SKPSAT3619/1/AWH/DST/XX/XXX	36x19 Acrylic Privacy Screen w/ Tool Rail, Mrkrbrd, Double Starter	$254.17
SKPSAT3619/1/AWH/SAD/XX/XXX	36x19 Acrylic Privacy Screen w/ Tool Rail, Mrkrbrd, Single Adder	$240.87
SKPSAT3619/1/AWH/SST/XX/XXX	36x19 Acrylic Privacy Screen w/ Tool Rail, Mrkrbrd, Single Starter	$246.71
SKPSAT3619/1/AXX/DAD/XX/XXX	36x19 Acrylic Privacy Screen w/ Tool Rail, Double Adder	$271.07
SKPSAT3619/1/AXX/DST/XX/XXX	36x19 Acrylic Privacy Screen w/ Tool Rail, Double Starter	$285.40
SKPSAT3619/1/AXX/SAD/XX/XXX	36x19 Acrylic Privacy Screen w/ Tool Rail, Single Adder	$272.10
SKPSAT3619/1/AXX/SST/XX/XXX	36x19 Acrylic Privacy Screen w/ Tool Rail, Single Starter	$277.94
SKPSAT4213/1/ACS/DAD/XX/XXX	42x13 Acrylic PrivacyScreen w/ToolRail, Translucent, DoubleAdder	$162.41
SKPSAT4213/1/ACS/DST/XX/XXX	42x13 Acrylic PrivacyScreen w/ToolRail, Translucent, DblStarter	$176.74
SKPSAT4213/1/ACS/SAD/XX/XXX	42x13 Acrylic PrivacyScreen w/ToolRail, Translucent, Single Adder	$163.44
SKPSAT4213/1/ACS/SST/XX/XXX	42x13 Acrylic PrivacyScreen w/ToolRail, Translucent, Single Starter	$169.28
SKPSAT4213/1/AWH/DAD/XX/XXX	42x13 Acrylic Privacy Screen w/ Tool Rail, Mrkrbrd, Double Adder	$202.16
SKPSAT4213/1/AWH/DST/XX/XXX	42x13 Acrylic Privacy Screen w/ Tool Rail, Mrkrbrd, Double Starter	$216.49
SKPSAT4213/1/AWH/SAD/XX/XXX	42x13 Acrylic Privacy Screen w/ Tool Rail, Mrkrbrd, Single Adder	$203.19
SKPSAT4213/1/AWH/SST/XX/XXX	42x13 Acrylic Privacy Screen w/ Tool Rail, Mrkrbrd, Single Starter	$209.03
SKPSAT4213/1/AXX/DAD/XX/XXX	42x13 Acrylic Privacy Screen w/ Tool Rail, Double Adder	$227.66
SKPSAT4213/1/AXX/DST/XX/XXX	42x13 Acrylic Privacy Screen w/ Tool Rail, Double Starter	$241.99
SKPSAT4213/1/AXX/SAD/XX/XXX	42x13 Acrylic Privacy Screen w/ Tool Rail, Single Adder	$228.69
SKPSAT4213/1/AXX/SST/XX/XXX	42x13 Acrylic Privacy Screen w/ Tool Rail, Single Starter	$233.37
SKPSAT4219/1/ACS/DAD/XX/XXX	42x19 Acrylic PrivacyScreen w/ToolRail, Translucent, DoubleAdder	$188.94
SKPSAT4219/1/ACS/DST/XX/XXX	42x19 Acrylic PrivacyScreen w/ToolRail, Translucent, DblStarter	$203.27
SKPSAT4219/1/ACS/SAD/XX/XXX	42x19 Acrylic PrivacyScreen w/ToolRail, Translucent, Single Adder	$189.97
SKPSAT4219/1/ACS/SST/XX/XXX	42x19 Acrylic PrivacyScreen w/ToolRail, Translucent, Single Starter	$195.81
SKPSAT4219/1/AWH/DAD/XX/XXX	42x19 Acrylic Privacy Screen w/ Tool Rail, Mrkrbrd, Double Adder	$249.73
SKPSAT4219/1/AWH/DST/XX/XXX	42x19 Acrylic Privacy Screen w/ Tool Rail, Mrkrbrd, Double Starter	$264.06
SKPSAT4219/1/AWH/SAD/XX/XXX	42x19 Acrylic Privacy Screen w/ Tool Rail, Mrkrbrd, Single Adder	$250.76
SKPSAT4219/1/AWH/SST/XX/XXX	42x19 Acrylic Privacy Screen w/ Tool Rail, Mrkrbrd, Single Starter	$256.60
SKPSAT4219/1/AXX/DAD/XX/XXX	42x19 Acrylic Privacy Screen w/ Tool Rail, Double Adder	$283.36
SKPSAT4219/1/AXX/DST/XX/XXX	42x19 Acrylic Privacy Screen w/ Tool Rail, Double Starter	$297.69
SKPSAT4219/1/AXX/SAD/XX/XXX	42x19 Acrylic Privacy Screen w/ Tool Rail, Single Adder	$284.39
SKPSAT4219/1/AXX/SST/XX/XXX	42x19 Acrylic Privacy Screen w/ Tool Rail, Single Starter	$290.23
SKPSAT4813/1/ACS/DAD/XX/XXX	48x13 Acrylic PrivacyScreen w/ToolRail, Translucent, DoubleAdder	$171.80
SKPSAT4813/1/ACS/DST/XX/XXX	48x13 Acrylic PrivacyScreen w/ToolRail, Translucent, DblStarter	$186.13
SKPSAT4813/1/ACS/SAD/XX/XXX	48x13 Acrylic PrivacyScreen w/ToolRail, Translucent, Single Adder	$172.83
SKPSAT4813/1/ACS/SST/XX/XXX	48x13 Acrylic PrivacyScreen w/ToolRail, Translucent, Single Starter	$178.67
SKPSAT4813/1/AWH/DAD/XX/XXX	48x13 Acrylic Privacy Screen w/ Tool Rail, Mrkrbrd, Double Adder	$212.73
SKPSAT4813/1/AWH/DST/XX/XXX	48x13 Acrylic Privacy Screen w/ Tool Rail, Mrkrbrd, Double Starter	$227.06
SKPSAT4813/1/AWH/SAD/XX/XXX	48x13 Acrylic Privacy Screen w/ Tool Rail, Mrkrbrd, Single Adder	$213.76
SKPSAT4813/1/AWH/SST/XX/XXX	48x13 Acrylic Privacy Screen w/ Tool Rail, Mrkrbrd, Single Starter	$219.60
SKPSAT4813/1/AXX/DAD/XX/XXX	48x13 Acrylic Privacy Screen w/ Tool Rail, Double Adder	$239.96

SKPSAT4813/1/AXX/DST/XX/XXX	48x13 Acrylic Privacy Screen w/ Tool Rail, Double Starter	$254.29
SKPSAT4813/1/AXX/SAD/XX/XXX	48x13 Acrylic Privacy Screen w/ Tool Rail, Single Adder	$240.99
SKPSAT4813/1/AXX/SST/XX/XXX	48x13 Acrylic Privacy Screen w/ Tool Rail, Single Starter	$246.83
SKPSAT4819/1/ACS/DAD/XX/XXX	48x19 Acrylic PrivacyScreen w/ToolRail, Translucent, DoubleAdder	$198.34
SKPSAT4819/1/ACS/DST/XX/XXX	48x19 Acrylic PrivacyScreen w/ToolRail, Translucent, Single Starter	$212.67
SKPSAT4819/1/ACS/SAD/XX/XXX	48x19 Acrylic PrivacyScreen w/ToolRail, Translucent, Single Adder	$199.37
SKPSAT4819/1/ACS/SST/XX/XXX	48x19 Acrylic PrivacyScreen w/ToolRail, Translucent, Single Starter	$205.21
SKPSAT4819/1/AWH/DAD/XX/XXX	48x19 Acrylic Privacy Screen w/ Tool Rail, Mrkrbrd, Double Adder	$260.31
SKPSAT4819/1/AWH/DST/XX/XXX	48x19 Acrylic Privacy Screen w/ Tool Rail, Mrkrbrd, Double Starter	$274.64
SKPSAT4819/1/AWH/SAD/XX/XXX	48x19 Acrylic Privacy Screen w/ Tool Rail, Mrkrbrd, Single Adder	$261.34
SKPSAT4819/1/AWH/SST/XX/XXX	48x19 Acrylic Privacy Screen w/ Tool Rail, Mrkrbrd, Single Starter	$267.18
SKPSAT4819/1/AXX/DAD/XX/XXX	48x19 Acrylic Privacy Screen w/ Tool Rail, Double Adder	$296.82
SKPSAT4819/1/AXX/DST/XX/XXX	48x19 Acrylic Privacy Screen w/ Tool Rail, Double Starter	$311.15
SKPSAT4819/1/AXX/SAD/XX/XXX	48x19 Acrylic Privacy Screen w/ Tool Rail, Single Adder	$297.85
SKPSAT4819/1/AXX/SST/XX/XXX	48x19 Acrylic Privacy Screen w/ Tool Rail, Single Starter	$303.69
SKPSAT5413/1/ACS/DAD/XX/XXX	54x13 Acrylic PrivacyScreen w/ToolRail, Translucent, DoubleAdder	$221.47
SKPSAT5413/1/ACS/DST/XX/XXX	54x13 Acrylic PrivacyScreen w/ToolRail, Translucent, DblStarter	$235.80
SKPSAT5413/1/ACS/SAD/XX/XXX	54x13 Acrylic PrivacyScreen w/ToolRail, Translucent, Single Adder	$222.50
SKPSAT5413/1/ACS/SST/XX/XXX	54x13 Acrylic PrivacyScreen w/ToolRail, Translucent, Single Starter	$228.34
SKPSAT5413/1/AWH/DAD/XX/XXX	54x13 Acrylic Privacy Screen w/ Tool Rail, Mrkrbrd, Double Adder	$290.46
SKPSAT5413/1/AWH/DST/XX/XXX	54x13 Acrylic Privacy Screen w/ Tool Rail, Mrkrbrd, Double Starter	$304.79
SKPSAT5413/1/AWH/SAD/XX/XXX	54x13 Acrylic Privacy Screen w/ Tool Rail, Mrkrbrd, Single Adder	$291.49
SKPSAT5413/1/AWH/SST/XX/XXX	54x13 Acrylic Privacy Screen w/ Tool Rail, Mrkrbrd, Single Starter	$297.33
SKPSAT5413/1/AXX/DAD/XX/XXX	54x13 Acrylic Privacy Screen w/ Tool Rail, Double Adder	$345.77
SKPSAT5413/1/AXX/DST/XX/XXX	54x13 Acrylic Privacy Screen w/ Tool Rail, Double Starter	$360.10
SKPSAT5413/1/AXX/SAD/XX/XXX	54x13 Acrylic Privacy Screen w/ Tool Rail, Single Adder	$346.80
SKPSAT5413/1/AXX/SST/XX/XXX	54x13 Acrylic Privacy Screen w/ Tool Rail, Single Starter	$352.64
SKPSAT5419/1/ACS/DAD/XX/XXX	54x19 Acrylic PrivacyScreen w/ToolRail, Translucent, DoubleAdder	$284.24
SKPSAT5419/1/ACS/DST/XX/XXX	54x19 Acrylic PrivacyScreen w/ToolRail, Translucent, DblStarter	$298.57
SKPSAT5419/1/ACS/SAD/XX/XXX	54x19 Acrylic PrivacyScreen w/ToolRail, Translucent, Single Adder	$285.27
SKPSAT5419/1/ACS/SST/XX/XXX	54x19 Acrylic PrivacyScreen w/ToolRail, Translucent, Single Starter	$291.11
SKPSAT5419/1/AWH/DAD/XX/XXX	54x19 Acrylic Privacy Screen w/ Tool Rail, Mrkrbrd, Double Adder	$421.03
SKPSAT5419/1/AWH/DST/XX/XXX	54x19 Acrylic Privacy Screen w/ Tool Rail, Mrkrbrd, Double Starter	$435.36
SKPSAT5419/1/AWH/SAD/XX/XXX	54x19 Acrylic Privacy Screen w/ Tool Rail, Mrkrbrd, Single Adder	$422.06
SKPSAT5419/1/AWH/SST/XX/XXX	54x19 Acrylic Privacy Screen w/ Tool Rail, Mrkrbrd, Single Starter	$427.90
SKPSAT5419/1/AXX/DAD/XX/XXX	54x19 Acrylic Privacy Screen w/ Tool Rail, Double Adder	$517.21
SKPSAT5419/1/AXX/DST/XX/XXX	54x19 Acrylic Privacy Screen w/ Tool Rail, Double Starter	$531.54
SKPSAT5419/1/AXX/SAD/XX/XXX	54x19 Acrylic Privacy Screen w/ Tool Rail, Single Adder	$518.24
SKPSAT5419/1/AXX/SST/XX/XXX	54x19 Acrylic Privacy Screen w/ Tool Rail, Single Starter	$524.08
SKPSAT6013/1/ACS/DAD/XX/XXX	60x13 Acrylic PrivacyScreen w/ToolRail, Translucent, DoubleAdder	$239.54
SKPSAT6013/1/ACS/DST/XX/XXX	60x13 Acrylic PrivacyScreen w/ToolRail, Translucent, DblStarter	$253.87
SKPSAT6013/1/ACS/SAD/XX/XXX	60x13 Acrylic PrivacyScreen w/ToolRail, Translucent, Single Adder	$240.57
SKPSAT6013/1/ACS/SST/XX/XXX	60x13 Acrylic PrivacyScreen w/ToolRail, Translucent, Single Starter	$246.41
SKPSAT6013/1/AWH/DAD/XX/XXX	60x13 Acrylic Privacy Screen w/ Tool Rail, Mrkrbrd, Double Adder	$297.99
SKPSAT6013/1/AWH/DST/XX/XXX	60x13 Acrylic Privacy Screen w/ Tool Rail, Mrkrbrd, Double Starter	$312.32
SKPSAT6013/1/AWH/SAD/XX/XXX	60x13 Acrylic Privacy Screen w/ Tool Rail, Mrkrbrd, Single Adder	$299.02
SKPSAT6013/1/AWH/SST/XX/XXX	60x13 Acrylic Privacy Screen w/ Tool Rail, Mrkrbrd, Single Starter	$304.86
SKPSAT6013/1/AXX/DAD/XX/XXX	60x13 Acrylic Privacy Screen w/ Tool Rail, Double Adder	$356.82
SKPSAT6013/1/AXX/DST/XX/XXX	60x13 Acrylic Privacy Screen w/ Tool Rail, Double Starter	$371.15
SKPSAT6013/1/AXX/SAD/XX/XXX	60x13 Acrylic Privacy Screen w/ Tool Rail, Single Adder	$357.85
SKPSAT6013/1/AXX/SST/XX/XXX	60x13 Acrylic Privacy Screen w/ Tool Rail, Single Starter	$363.69
SKPSAT6013/2/ACS/DAD/XX/XXX	60x13 Acrylic PrivScrn w/ToolRail,w/CntrDvdr,Translucent,DblAddr	$276.15
SKPSAT6013/2/ACS/DST/XX/XXX	60x13 Acrylic PrivScrn w/ToolRail,w/CntrDvdr,Translucent,DblStrtr	$290.48
SKPSAT6013/2/ACS/SAD/XX/XXX	60x13 AcrylicPrivScrn w/ToolRail,w/CntrDvdr,Translucent,SnglAddr	$270.67
SKPSAT6013/2/ACS/SST/XX/XXX	60x13 AcrylicPrivScrn w/ToolRail,w/CntrDvdr,Translucent,SnglStrtr	$276.51
SKPSAT6013/2/AWH/DAD/XX/XXX	60x13 Acrylic Priv Scrn w/ Tool Rail, w/CntrDvdr,Mrkrbrd, DblAddr	$325.25
SKPSAT6013/2/AWH/DST/XX/XXX	60x13 Acrylic Priv Scrn w/ Tool Rail, w/CntrDvdr,Mrkrbrd, DblStrtr	$339.58
SKPSAT6013/2/AWH/SAD/XX/XXX	60x13 Acrylic Priv Scrn w/ Tool Rail, w/CntrDvdr,Mrkrbrd,SnglAddr	$319.77

SKPSAT6013/2/AWH/SST/XX/XXX	60x13 Acrylic Priv Scrn w/ Tool Rail, w/CntrDvdr,Mrkrbrd, SnglStrtr	$325.61
SKPSAT6013/2/AXX/DAD/XX/XXX	60x13 Acrylic Priv Scrn w/ Tool Rail, w/ Cntr Divider, Double Adder	$352.87
SKPSAT6013/2/AXX/DST/XX/XXX	60x13 Acrylic Priv Scrn w/ Tool Rail, w/ Cntr Divider, Double Starter	$367.20
SKPSAT6013/2/AXX/SAD/XX/XXX	60x13 Acrylic Priv Scrn w/ Tool Rail, w/ Cntr Divider, Single Adder	$347.39
SKPSAT6013/2/AXX/SST/XX/XXX	60x13 Acrylic Priv Scrn w/ Tool Rail, w/ Cntr Divider, Single Starter	$353.23
SKPSAT6019/1/ACS/DAD/XX/XXX	60x19 Acrylic PrivacyScreen w/ToolRail, Translucent, Double Adder	$302.32
SKPSAT6019/1/ACS/DST/XX/XXX	60x19 Acrylic PrivacyScreen w/ToolRail, Translucent, DblStarter	$316.65
SKPSAT6019/1/ACS/SAD/XX/XXX	60x19 Acrylic PrivacyScreen w/ToolRail, Translucent, Single Adder	$303.35
SKPSAT6019/1/ACS/SST/XX/XXX	60x19 Acrylic PrivacyScreen w/ToolRail, Translucent, Single Starter	$309.19
SKPSAT6019/1/AWH/DAD/XX/XXX	60x19 Acrylic Privacy Screen w/ Tool Rail, Mrkrbrd, Double Adder	$426.25
SKPSAT6019/1/AWH/DST/XX/XXX	60x19 Acrylic Privacy Screen w/ Tool Rail, Mrkrbrd, Double Starter	$440.58
SKPSAT6019/1/AWH/SAD/XX/XXX	60x19 Acrylic Privacy Screen w/ Tool Rail, Mrkrbrd, Single Adder	$427.28
SKPSAT6019/1/AWH/SST/XX/XXX	60x19 Acrylic Privacy Screen w/ Tool Rail, Mrkrbrd, Single Starter	$433.12
SKPSAT6019/1/AXX/DAD/XX/XXX	60x19 Acrylic Privacy Screen w/ Tool Rail, Double Adder	$524.72
SKPSAT6019/1/AXX/DST/XX/XXX	60x19 Acrylic Privacy Screen w/ Tool Rail, Double Starter	$539.05
SKPSAT6019/1/AXX/SAD/XX/XXX	60x19 Acrylic Privacy Screen w/ Tool Rail, Single Adder	$525.75
SKPSAT6019/1/AXX/SST/XX/XXX	60x19 Acrylic Privacy Screen w/ Tool Rail, Single Starter	$531.59
SKPSAT6019/2/ACS/DAD/XX/XXX	60x19 Acrylic PrivScrn w/ToolRail,w/CntrDvdr,Translucent,DblAddr	$319.87
SKPSAT6019/2/ACS/DST/XX/XXX	60x19 Acrylic PrivScrn w/ToolRail,w/CntrDvdr,Translucent,DblStrtr	$334.20
SKPSAT6019/2/ACS/SAD/XX/XXX	60x19 AcrylicPrivScrn w/ToolRail,w/CntrDvdr,Translucent,SnglAddr	$314.39
SKPSAT6019/2/ACS/SST/XX/XXX	60x19 AcrylicPrivScrn w/ToolRail,w/CntrDvdr,Translucent,SnglStrtr	$320.23
SKPSAT6019/2/AWH/DAD/XX/XXX	60x19 Acrylic Priv Scrn w/ Tool Rail, w/CntrDvdr,Mrkrbrd, DblAddr	$397.03
SKPSAT6019/2/AWH/DST/XX/XXX	60x19 Acrylic Priv Scrn w/ Tool Rail, w/CntrDvdr,Mrkrbrd, DblStrtr	$411.36
SKPSAT6019/2/AWH/SAD/XX/XXX	60x19 AcrylicPriv Scrn w/ Tool Rail, w/CntrDvdr,Mrkrbrd,SnglAdder	$391.43
SKPSAT6019/2/AWH/SST/XX/XXX	60x19 Acrylic Priv Scrn w/ Tool Rail, w/CntrDvdr,Mrkrbrd, SnglStrtr	$397.39
SKPSAT6019/2/AXX/DAD/XX/XXX	60x19 Acrylic Priv Scrn w/ Tool Rail, w/ Cntr Divider, Double Adder	$452.55
SKPSAT6019/2/AXX/DST/XX/XXX	60x19 Acrylic Priv Scrn w/ Tool Rail, w/ Cntr Divider, Double Starter	$462.22
SKPSAT6019/2/AXX/SAD/XX/XXX	60x19 Acrylic Priv Scrn w/ Tool Rail, w/ Cntr Divider, Single Adder	$442.41
SKPSAT6019/2/AXX/SST/XX/XXX	60x19 Acrylic Priv Scrn w/ Tool Rail, w/ Cntr Divider, Single Starter	$448.25
SKPSAT6413/2/ACS/DAD/XX/XXX	64x13 Acrylic PrivScrn w/ToolRail,w/CntrDvdr,Translucent,DblAddr	$289.05
SKPSAT6413/2/ACS/DST/XX/XXX	64x13 Acrylic PrivScrn w/ToolRail,w/CntrDvdr,Translucent,DblStrtr	$303.38
SKPSAT6413/2/ACS/SAD/XX/XXX	64x13 AcrylicPrivScrn w/ToolRail,w/CntrDvdr,Translucent,SnglAddr	$283.57
SKPSAT6413/2/ACS/SST/XX/XXX	64x13 AcrylicPrivScrn w/ToolRail,w/CntrDvdr,Translucent,SnglStrtr	$289.41
SKPSAT6413/2/AWH/DAD/XX/XXX	64x13 Acrylic Priv Scrn w/ Tool Rail, w/CntrDvdr,Mrkrbrd, DblAddr	$347.51
SKPSAT6413/2/AWH/DST/XX/XXX	64x13 Acrylic Priv Scrn w/ Tool Rail, w/CntrDvdr,Mrkrbrd, DblStrtr	$361.84
SKPSAT6413/2/AWH/SAD/XX/XXX	64x13 Acrylic PrivScrn w/ Tool Rail, w/CntrDvdr,Mrkrbrd,SnglAdder	$342.03
SKPSAT6413/2/AWH/SST/XX/XXX	64x13 Acrylic Priv Scrn w/ Tool Rail, w/CntrDvdr,Mrkrbrd, SnglStrtr	$347.87
SKPSAT6413/2/AXX/DAD/XX/XXX	64x13 Acrylic Priv Scrn w/ Tool Rail, w/ Cntr Divider, Double Adder	$380.99
SKPSAT6413/2/AXX/DST/XX/XXX	64x13 Acrylic Priv Scrn w/ Tool Rail, w/ Cntr Divider, Double Starter	$395.32
SKPSAT6413/2/AXX/SAD/XX/XXX	64x13 Acrylic Priv Scrn w/ Tool Rail, w/ Cntr Divider, Single Adder	$375.51
SKPSAT6413/2/AXX/SST/XX/XXX	64x13 Acrylic Priv Scrn w/ Tool Rail, w/ Cntr Divider, Single Starter	$381.35
SKPSAT6419/2/ACS/DAD/XX/XXX	64x19 Acrylic PrivScrn w/ToolRail,w/CntrDvdr,Translucent,DblAddr	$330.43
SKPSAT6419/2/ACS/DST/XX/XXX	64x19 Acrylic PrivScrn w/ToolRail,w/CntrDvdr,Translucent,DblStrtr	$344.76
SKPSAT6419/2/ACS/SAD/XX/XXX	64x19 AcrylicPrivScrn w/ToolRail,w/CntrDvdr,Translucent,SnglAddr	$324.95
SKPSAT6419/2/ACS/SST/XX/XXX	64x19 AcrylicPrivScrn w/ToolRail,w/CntrDvdr,Translucent,SnglStrtr	$330.79
SKPSAT6419/2/AWH/DAD/XX/XXX	64x19 Acrylic Priv Scrn w/ Tool Rail, w/CntrDvdr,Mrkrbrd, DblAddr	$409.91
SKPSAT6419/2/AWH/DST/XX/XXX	64x19 Acrylic Priv Scrn w/ Tool Rail, w/CntrDvdr,Mrkrbrd, DblStrtr	$424.24
SKPSAT6419/2/AWH/SAD/XX/XXX	64x19 Acrylic PrivScrn w/ Tool Rail, w/CntrDvdr,Mrkrbrd,SnglAdder	$404.43
SKPSAT6419/2/AWH/SST/XX/XXX	64x19 Acrylic Priv Scrn w/ Tool Rail, w/CntrDvdr,Mrkrbrd, SnglStrtr	$410.27
SKPSAT6419/2/AXX/DAD/XX/XXX	64x19 Acrylic Priv Scrn w/ Tool Rail, w/ Cntr Divider, Double Adder	$461.97
SKPSAT6419/2/AXX/DST/XX/XXX	64x19 Acrylic Priv Scrn w/ Tool Rail, w/ Cntr Divider, Double Starter	$476.30
SKPSAT6419/2/AXX/SAD/XX/XXX	64x19 Acrylic Priv Scrn w/ Tool Rail, w/ Cntr Divider, Single Adder	$456.49
SKPSAT6419/2/AXX/SST/XX/XXX	64x19 Acrylic Priv Scrn w/ Tool Rail, w/ Cntr Divider, Single Starter	$462.33
SKPSAT6613/1/ACS/DAD/XX/XXX	66x13 Acrylic PrivacyScreen w/ToolRail, Translucent, Double Adder	$246.03
SKPSAT6613/1/ACS/DST/XX/XXX	66x13 Acrylic PrivacyScreen w/ToolRail, Translucent, DblStarter	$260.36
SKPSAT6613/1/ACS/SAD/XX/XXX	66x13 Acrylic PrivacyScreen w/ToolRail, Translucent, Single Adder	$247.06
SKPSAT6613/1/ACS/SST/XX/XXX	66x13 Acrylic PrivacyScreen w/ToolRail, Translucent, Single Starter	$252.90
SKPSAT6613/1/AWH/DAD/XX/XXX	66x13 Acrylic Privacy Screen w/ Tool Rail, Mrkrbrd, Double Adder	$305.66

SKPSAT6613/1/AWH/DST/XX/XXX	66x13 Acrylic Privacy Screen w/ Tool Rail, Mrkrbrd, Double Starter	$319.99
SKPSAT6613/1/AWH/SAD/XX/XXX	66x13 Acrylic Privacy Screen w/ Tool Rail, Mrkrbrd, Single Adder	$306.69
SKPSAT6613/1/AWH/SST/XX/XXX	66x13 Acrylic Privacy Screen w/ Tool Rail, Mrkrbrd, Single Starter	$312.53
SKPSAT6613/1/AXX/DAD/XX/XXX	66x13 Acrylic Privacy Screen w/ Tool Rail, Double Adder	$365.06
SKPSAT6613/1/AXX/DST/XX/XXX	66x13 Acrylic Privacy Screen w/ Tool Rail, Double Starter	$379.39
SKPSAT6613/1/AXX/SAD/XX/XXX	66x13 Acrylic Privacy Screen w/ Tool Rail, Single Adder	$366.09
SKPSAT6613/1/AXX/SST/XX/XXX	66x13 Acrylic Privacy Screen w/ Tool Rail, Single Starter	$371.93
SKPSAT6619/1/ACS/DAD/XX/XXX	66x19 Acrylic PrivacyScreen w/ToolRail, Translucent, Double Adder	$308.80
SKPSAT6619/1/ACS/DST/XX/XXX	66x19 Acrylic PrivacyScreen w/ToolRail, Translucent, DblStarter	$323.13
SKPSAT6619/1/ACS/SAD/XX/XXX	66x19 Acrylic PrivacyScreen w/ToolRail, Translucent, Single Adder	$309.83
SKPSAT6619/1/ACS/SST/XX/XXX	66x19 Acrylic PrivacyScreen w/ToolRail, Translucent, Single Starter	$315.67
SKPSAT6619/1/AWH/DAD/XX/XXX	66x19 Acrylic Privacy Screen w/ Tool Rail, Mrkrbrd, Double Adder	$433.91
SKPSAT6619/1/AWH/DST/XX/XXX	66x19 Acrylic Privacy Screen w/ Tool Rail, Mrkrbrd, Double Starter	$448.24
SKPSAT6619/1/AWH/SAD/XX/XXX	66x19 Acrylic Privacy Screen w/ Tool Rail, Mrkrbrd, Single Adder	$434.94
SKPSAT6619/1/AWH/SST/XX/XXX	66x19 Acrylic Privacy Screen w/ Tool Rail, Mrkrbrd, Single Starter	$440.78
SKPSAT6619/1/AXX/DAD/XX/XXX	66x19 Acrylic Privacy Screen w/ Tool Rail, Double Adder	$536.46
SKPSAT6619/1/AXX/DST/XX/XXX	66x19 Acrylic Privacy Screen w/ Tool Rail, Double Starter	$551.99
SKPSAT6619/1/AXX/SAD/XX/XXX	66x19 Acrylic Privacy Screen w/ Tool Rail, Single Adder	$538.69
SKPSAT6619/1/AXX/SST/XX/XXX	66x19 Acrylic Privacy Screen w/ Tool Rail, Single Starter	$544.53
SKPSAT7213/1/ACS/DAD/XX/XXX	72x13 Acrylic PrivacyScreen w/ToolRail, Translucent, Double Adder	$251.87
SKPSAT7213/1/ACS/DST/XX/XXX	72x13 Acrylic PrivacyScreen w/ToolRail, Translucent, DblStarter	$266.20
SKPSAT7213/1/ACS/SAD/XX/XXX	72x13 Acrylic PrivacyScreen w/ToolRail, Translucent, Single Adder	$252.90
SKPSAT7213/1/ACS/SST/XX/XXX	72x13 Acrylic PrivacyScreen w/ToolRail, Translucent, Single Starter	$258.74
SKPSAT7213/1/AWH/DAD/XX/XXX	72x13 Acrylic Privacy Screen w/ Tool Rail, Mrkrbrd, Double Adder	$311.50
SKPSAT7213/1/AWH/DST/XX/XXX	72x13 Acrylic Privacy Screen w/ Tool Rail, Mrkrbrd, Double Starter	$325.83
SKPSAT7213/1/AWH/SAD/XX/XXX	72x13 Acrylic Privacy Screen w/ Tool Rail, Mrkrbrd, Single Adder	$312.53
SKPSAT7213/1/AWH/SST/XX/XXX	72x13 Acrylic Privacy Screen w/ Tool Rail, Mrkrbrd, Single Starter	$318.37
SKPSAT7213/1/AXX/DAD/XX/XXX	72x13 Acrylic Privacy Screen w/ Tool Rail, Double Adder	$371.47
SKPSAT7213/1/AXX/DST/XX/XXX	72x13 Acrylic Privacy Screen w/ Tool Rail, Double Starter	$385.80
SKPSAT7213/1/AXX/SAD/XX/XXX	72x13 Acrylic Privacy Screen w/ Tool Rail, Single Adder	$372.50
SKPSAT7213/1/AXX/SST/XX/XXX	72x13 Acrylic Privacy Screen w/ Tool Rail, Single Starter	$378.34
SKPSAT7213/2/ACS/DAD/XX/XXX	72x13 Acrylic PrivScrn w/ToolRail,w/CntrDvdr,Translucent,DblAddr	$304.29
SKPSAT7213/2/ACS/DST/XX/XXX	72x13 Acrylic PrivScrn w/ToolRail,w/CntrDvdr,Translucent,DblStrtr	$318.62
SKPSAT7213/2/ACS/SAD/XX/XXX	72x13 AcrylicPrivScrn w/ToolRail,w/CntrDvdr,Translucent,SnglAddr	$298.81
SKPSAT7213/2/ACS/SST/XX/XXX	72x13 Acrylic PrivScrn w/ToolRail,w/CntrDvdr,Translucent,SnglStrtr	$304.65
SKPSAT7213/2/AWH/DAD/XX/XXX	72x13 Acrylic Priv Scrn w/ Tool Rail, w/CntrDvdr,Mrkrbrd, DblAddr	$393.15
SKPSAT7213/2/AWH/DST/XX/XXX	72x13 Acrylic Priv Scrn w/ Tool Rail, w/CntrDvdr,Mrkrbrd, DblStrtr	$407.48
SKPSAT7213/2/AWH/SAD/XX/XXX	72x13 Acrylic PrivScrn w/ Tool Rail, w/CntrDvdr,Mrkrbrd,SnglAdder	$387.67
SKPSAT7213/2/AWH/SST/XX/XXX	72x13 Acrylic Priv Scrn w/ Tool Rail, w/CntrDvdr,Mrkrbrd, SnglStrtr	$393.51
SKPSAT7213/2/AXX/DAD/XX/XXX	72x13 Acrylic Priv Scrn w/ Tool Rail, w/ Cntr Divider, Double Adder	$401.97
SKPSAT7213/2/AXX/DST/XX/XXX	72x13 Acrylic Priv Scrn w/ Tool Rail, w/ Cntr Divider, Double Starter	$416.30
SKPSAT7213/2/AXX/SAD/XX/XXX	72x13 Acrylic Priv Scrn w/ Tool Rail, w/ Cntr Divider, Single Adder	$396.49
SKPSAT7213/2/AXX/SST/XX/XXX	72x13 Acrylic Priv Scrn w/ Tool Rail, w/ Cntr Divider, Single Starter	$402.33
SKPSAT7219/1/ACS/DAD/XX/XXX	72x19 Acrylic PrivacyScreen w/ToolRail, Translucent, Double Adder	$314.65
SKPSAT7219/1/ACS/DST/XX/XXX	72x19 Acrylic PrivacyScreen w/ToolRail, Translucent, DblStarter	$328.98
SKPSAT7219/1/ACS/SAD/XX/XXX	72x19 Acrylic PrivacyScreen w/ToolRail, Translucent, Single Adder	$315.68
SKPSAT7219/1/ACS/SST/XX/XXX	72x19 Acrylic PrivacyScreen w/ToolRail, Translucent, Single Starter	$321.52
SKPSAT7219/1/AWH/DAD/XX/XXX	72x19 Acrylic Privacy Screen w/ Tool Rail, Mrkrbrd, Double Adder	$440.92
SKPSAT7219/1/AWH/DST/XX/XXX	72x19 Acrylic Privacy Screen w/ Tool Rail, Mrkrbrd, Double Starter	$455.25
SKPSAT7219/1/AWH/SAD/XX/XXX	72x19 Acrylic Privacy Screen w/ Tool Rail, Mrkrbrd, Single Adder	$441.95
SKPSAT7219/1/AWH/SST/XX/XXX	72x19 Acrylic Privacy Screen w/ Tool Rail, Mrkrbrd, Single Starter	$447.79
SKPSAT7219/1/AXX/DAD/XX/XXX	72x19 Acrylic Privacy Screen w/ Tool Rail, Double Adder	$545.24
SKPSAT7219/1/AXX/DST/XX/XXX	72x19 Acrylic Privacy Screen w/ Tool Rail, Double Starter	$559.57
SKPSAT7219/1/AXX/SAD/XX/XXX	72x19 Acrylic Privacy Screen w/ Tool Rail, Single Adder	$546.27
SKPSAT7219/1/AXX/SST/XX/XXX	72x19 Acrylic Privacy Screen w/ Tool Rail, Single Starter	$552.11
SKPSAT7219/2/ACS/DAD/XX/XXX	72x19 Acrylic PrivScrn w/ToolRail,w/CntrDvdr,Translucent,DblAddr	$350.33
SKPSAT7219/2/ACS/DST/XX/XXX	72x19 Acrylic PrivScrn w/ToolRail,w/CntrDvdr,Translucent,DblStrtr	$364.66
SKPSAT7219/2/ACS/SAD/XX/XXX	72x19 AcrylicPrivScrn w/ToolRail,w/CntrDvdr,Translucent,SnglAddr	$344.85

SKPSAT7219/2/ACS/SST/XX/XXX	72x19 Acrylic PrivScrn w/ToolRail,w/CntrDvdr,Translucent,SnglStrtr	$350.69
SKPSAT7219/2/AWH/DAD/XX/XXX	72x19 Acrylic Priv Scrn w/ Tool Rail, w/CntrDvdr,Mrkrbrd, DblAddr	$483.63
SKPSAT7219/2/AWH/DST/XX/XXX	72x19 Acrylic Priv Scrn w/ Tool Rail, w/CntrDvdr,Mrkrbrd, DblStrtr	$497.96
SKPSAT7219/2/AWH/SAD/XX/XXX	72x19 Acrylic PrivScrn w/ Tool Rail, w/CntrDvdr,Mrkrbrd,SnglAdder	$478.15
SKPSAT7219/2/AWH/SST/XX/XXX	72x19 Acrylic Priv Scrn w/ Tool Rail, w/CntrDvdr,Mrkrbrd, SnglStrtr	$483.99
SKPSAT7219/2/AXX/DAD/XX/XXX	72x19 Acrylic Priv Scrn w/ Tool Rail, w/ Cntr Divider, Double Adder	$546.09
SKPSAT7219/2/AXX/DST/XX/XXX	72x19 Acrylic Priv Scrn w/ Tool Rail, w/ Cntr Divider, Double Starter	$560.42
SKPSAT7219/2/AXX/SAD/XX/XXX	72x19 Acrylic Priv Scrn w/ Tool Rail, w/ Cntr Divider, Single Adder	$540.61
SKPSAT7219/2/AXX/SST/XX/XXX	72x19 Acrylic Priv Scrn w/ Tool Rail, w/ Cntr Divider, Single Starter	$546.45
SKPSAT7813/1/ACS/DAD/XX/XXX	78x13 Acrylic PrivacyScreen w/ToolRail, Translucent, Double Adder	$271.76
SKPSAT7813/1/ACS/DST/XX/XXX	78x13 Acrylic PrivacyScreen w/ToolRail, Translucent, DblStarter	$286.09
SKPSAT7813/1/ACS/SAD/XX/XXX	78x13 Acrylic PrivacyScreen w/ToolRail, Translucent, Single Adder	$272.79
SKPSAT7813/1/ACS/SST/XX/XXX	78x13 Acrylic PrivacyScreen w/ToolRail, Translucent, Single Starter	$278.63
SKPSAT7813/1/AWH/DAD/XX/XXX	78x13 Acrylic Privacy Screen w/ Tool Rail, Mrkrbrd, Double Adder	$333.72
SKPSAT7813/1/AWH/DST/XX/XXX	78x13 Acrylic Privacy Screen w/ Tool Rail, Mrkrbrd, Double Starter	$348.05
SKPSAT7813/AWH/SAD/XX/XXX	78x13 Acrylic Privacy Screen w/ Tool Rail, Mrkrbrd, Single Adder	$334.75
SKPSAT7813/1/AWH/SST/XX/XXX	78x13 Acrylic Privacy Screen w/ Tool Rail, Mrkrbrd, Single Starter	$340.59
SKPSAT7813/1/AXX/DAD/XX/XXX	78x13 Acrylic Privacy Screen w/ Tool Rail, Double Adder	$393.09
SKPSAT7813/1/AXX/DST/XX/XXX	78x13 Acrylic Privacy Screen w/ Tool Rail, Double Starter	$407.42
SKPSAT7813/1/AXX/SAD/XX/XXX	78x13 Acrylic Privacy Screen w/ Tool Rail, Single Adder	$394.12
SKPSAT7813/1/AXX/SST/XX/XXX	78x13 Acrylic Privacy Screen w/ Tool Rail, Single Starter	$399.96
SKPSAT7819/1/ACS/DAD/XX/XXX	78x19 Acrylic PrivacyScreen w/ToolRail, Translucent, Double Adder	$335.70
SKPSAT7819/1/ACS/DST/XX/XXX	78x19 Acrylic PrivacyScreen w/ToolRail, Translucent, DblStarter	$350.03
SKPSAT7819/1/ACS/SAD/XX/XXX	78x19 Acrylic PrivacyScreen w/ToolRail, Translucent, Single Adder	$336.73
SKPSAT7819/1/ACS/SST/XX/XXX	78x19 Acrylic PrivacyScreen w/ToolRail, Translucent, Single Starter	$342.57
SKPSAT7819/1/AWH/DAD/XX/XXX	78x19 Acrylic Privacy Screen w/ Tool Rail, Mrkrbrd, Double Adder	$463.13
SKPSAT7819/1/AWH/DST/XX/XXX	78x19 Acrylic Privacy Screen w/ Tool Rail, Mrkrbrd, Double Starter	$477.46
SKPSAT7819/1/AWH/SAD/XX/XXX	78x19 Acrylic Privacy Screen w/ Tool Rail, Mrkrbrd, Single Adder	$464.16
SKPSAT7819/1/AWH/SST/XX/XXX	78x19 Acrylic Privacy Screen w/ Tool Rail, Mrkrbrd, Single Starter	$470.00
SKPSAT7819/1/AXX/DAD/XX/XXX	78x19 Acrylic Privacy Screen w/ Tool Rail, Double Adder	$565.71
SKPSAT7819/1/AXX/DST/XX/XXX	78x19 Acrylic Privacy Screen w/ Tool Rail, Double Starter	$580.04
SKPSAT7819/1/AXX/SAD/XX/XXX	78x19 Acrylic Privacy Screen w/ Tool Rail, Single Adder	$566.74
SKPSAT7819/1/AXX/SST/XX/XXX	78x19 Acrylic Privacy Screen w/ Tool Rail, Single Starter	$572.58
SKPSAT8413/2/ACS/DAD/XX/XXX	84x13 Acrylic PrivScrn w/ToolRail,w/CntrDvdr,Translucent,DblAddr	$328.77
SKPSAT8413/2/ACS/DST/XX/XXX	84x13 Acrylic PrivScrn w/ToolRail,w/CntrDvdr,Translucent,DblStrtr	$343.10
SKPSAT8413/2/ACS/SAD/XX/XXX	84x13 AcrylicPrivScrn w/ToolRail,w/CntrDvdr,Translucent,SnglAddr	$323.29
SKPSAT8413/2/ACS/SST/XX/XXX	84x13 Acrylic PrivScrn w/ToolRail,w/CntrDvdr,Translucent,SnglStrtr	$329.13
SKPSAT8413/2/AWH/DAD/XX/XXX	84x13 Acrylic Priv Scrn w/ Tool Rail, w/CntrDvdr,Mrkrbrd, DblAddr	$408.27
SKPSAT8413/2/AWH/DST/XX/XXX	84x13 Acrylic Priv Scrn w/ Tool Rail, w/CntrDvdr,Mrkrbrd, DblStrtr	$422.60
SKPSAT8413/2/AWH/SAD/XX/XXX	84x13 Acrylic PrivScrn w/ Tool Rail, w/CntrDvdr,Mrkrbrd,SnglAdder	$402.79
SKPSAT8413/2/AWH/SST/XX/XXX	84x13 Acrylic Priv Scrn w/ Tool Rail, w/CntrDvdr,Mrkrbrd, SnglStrtr	$408.63
SKPSAT8413/2/AXX/DAD/XX/XXX	84x13 Acrylic Priv Scrn w/ Tool Rail, w/ Cntr Divider, Double Adder	$459.27
SKPSAT8413/2/AXX/DST/XX/XXX	84x13 Acrylic Priv Scrn w/ Tool Rail, w/ Cntr Divider, Double Starter	$473.60
SKPSAT8413/2/AXX/SAD/XX/XXX	84x13 Acrylic Priv Scrn w/ Tool Rail, w/ Cntr Divider, Single Adder	$453.79
SKPSAT8413/2/AXX/SST/XX/XXX	84x13 Acrylic Priv Scrn w/ Tool Rail, w/ Cntr Divider, Single Starter	$459.63
SKPSAT8419/2/ACS/DAD/XX/XXX	84x19 Acrylic PrivScrn w/ToolRail,w/CntrDvdr,Translucent,DblAddr	$381.83
SKPSAT8419/2/ACS/DST/XX/XXX	84x19 Acrylic PrivScrn w/ToolRail,w/CntrDvdr,Translucent,DblStrtr	$396.16
SKPSAT8419/2/ACS/SAD/XX/XXX	84x19 AcrylicPrivScrn w/ToolRail,w/CntrDvdr,Translucent,SnglAddr	$376.35
SKPSAT8419/2/ACS/SST/XX/XXX	84x19 Acrylic PrivScrn w/ToolRail,w/CntrDvdr,Translucent,SnglStrtr	$382.19
SKPSAT8419/2/AWH/DAD/XX/XXX	84x19 Acrylic Priv Scrn w/ Tool Rail, w/CntrDvdr,Mrkrbrd, DblAddr	$503.41
SKPSAT8419/2/AWH/DST/XX/XXX	84x19 Acrylic Priv Scrn w/ Tool Rail, w/CntrDvdr,Mrkrbrd, DblStrtr	$517.74
SKPSAT8419/2/AWH/SAD/XX/XXX	84x19 Acrylic Priv Scrn w/ Tool Rail, w/CntrDvdr,Mrkrbrd,SnglAdder	$497.93
SKPSAT8419/2/AWH/SST/XX/XXX	84x19 Acrylic Priv Scrn w/ Tool Rail, w/CntrDvdr,Mrkrbrd, SnglStrtr	$503.77
SKPSAT8419/2/AXX/DAD/XX/XXX	84x19 Acrylic Priv Scrn w/ Tool Rail, w/ Cntr Divider, Double Adder	$570.67
SKPSAT8419/2/AXX/DST/XX/XXX	84x19 Acrylic Priv Scrn w/ Tool Rail, w/ Cntr Divider, Double Starter	$585.00
SKPSAT8419/2/AXX/SAD/XX/XXX	84x19 Acrylic Priv Scrn w/ Tool Rail, w/ Cntr Divider, Single Adder	$565.19
SKPSAT8419/2/AXX/SST/XX/XXX	84x19 Acrylic Priv Scrn w/ Tool Rail, w/ Cntr Divider, Single Starter	$571.03
SKPSAT9013/2/ACS/DAD/XX/XXX	90x13 AcrylicPrivScrn w/ToolRail, w/CntrDvdr,Translucent,DblAddr	$336.95

SKPSAT9013/2/ACS/DST/XX/XXX	90x13 AcrylicPrivScrn w/ToolRail, w/CntrDvdr,Translucent,DblStrtr	$351.28
SKPSAT9013/2/ACS/SAD/XX/XXX	90x13 AcrylicPrivScrn w/ToolRail,w/CntrDvdr,Translucent,SnglAddr	$331.47
SKPSAT9013/2/ACS/SST/XX/XXX	90x13 AcrylicPrivScrn w/ToolRail,w/CntrDvdr,Translucent,SnglStrtr	$337.31
SKPSAT9013/2/AWH/DAD/XX/XXX	90x13 Acrylic Priv Scrn w/ Tool Rail, w/CntrDvdr,Mrkrbrd, DblAddr	$418.79
SKPSAT9013/2/AWH/DST/XX/XXX	90x13 Acrylic Priv Scrn w/ Tool Rail, w/CntrDvdr,Mrkrbrd, DblStrtr	$433.12
SKPSAT9013/2/AWH/SAD/XX/XXX	90x13 Acrylic PrivScrn w/Tool Rail, w/CntrDvdr,Mrkrbrd,Sngl Addr	$413.31
SKPSAT9013/2/AWH/SST/XX/XXX	90x13 Acrylic Priv Scrn w/ Tool Rail, w/CntrDvdr,Mrkrbrd, SnglStrtr	$419.15
SKPSAT9013/2/AXX/DAD/XX/XXX	90x13 Acrylic Priv Scrn w/ Tool Rail, w/ CntrDvdr, Double Adder	$465.11
SKPSAT9013/2/AXX/DST/XX/XXX	90x13 Acrylic Priv Scrn w/ Tool Rail, w/ CntrDvdr, Double Starter	$479.44
SKPSAT9013/2/AXX/SAD/XX/XXX	90x13 Acrylic Priv Scrn w/ Tool Rail, w/ CntrDvdr, Single Adder	$459.63
SKPSAT9013/2/AXX/SST/XX/XXX	90x13 Acrylic Priv Scrn w/ Tool Rail, w/ CntrDvdr, Single Starter	$465.47
SKPSAT9013/3/ACS/DAD/XX/XXX	90x13 AcrylicPrivScrn w/ToolRail,w/TwoDvdrs,Translucent,DblAddr	$416.20
SKPSAT9013/3/ACS/DST/XX/XXX	90x13 AcrylicPrivScrn w/ToolRail,w/TwoDvdrs,Translucent,DblStrtr	$430.53
SKPSAT9013/3/ACS/SAD/XX/XXX	90x13 AcrylicPrivScrn w/ToolRail,w/2 Dvdrs,Translucent,SnglAddr	$404.21
SKPSAT9013/3/ACS/SST/XX/XXX	90x13 AcrylicPrivScrn w/ToolRail,w/2 Dvdrs,Translucent,SnglStrtr	$410.05
SKPSAT9013/3/AWH/DAD/XX/XXX	90x13 Acrylic PrivScrn w/ToolRail, w/TwoDvdrs, Mrkrbrd, DblAddr	$489.85
SKPSAT9013/AWH/DST/XX/XXX	90x13 Acrylic PrivScrn w/ToolRail, w/TwoDvdrs, Mrkrbrd, DblStrtr	$504.18
SKPSAT9013/3/AWH/SAD/XX/XXX	90x13 Acrylic PrivScrn w/ToolRail, w/TwoDvdrs, Mrkrbrd,Sngl Addr	$477.86
SKPSAT9013/3/AWH/SST/XX/XXX	90x13 Acrylic PrivScrn w/ToolRail, w/TwoDvdrs, Mrkrbrd, SnglStrtr	$483.70
SKPSAT9013/3/AXX/DAD/XX/XXX	90x13 Acrylic PrivScrn w/ToolRail, w/TwoDvdrs, Double Adder	$531.28
SKPSAT9013/3/AXX/DST/XX/XXX	90x13 Acrylic PrivScrn w/ToolRail, w/TwoDvdrs, Double Starter	$545.61
SKPSAT9013/3/AXX/SAD/XX/XXX	90x13 Acrylic PrivScrn w/ToolRail, w/TwoDvdrs, Single Adder	$519.29
SKPSAT9013/3/AXX/SST/XX/XXX	90x13 Acrylic PrivScrn w/ToolRail, w/TwoDvdrs, Single Starter	$525.13
SKPSAT9019/2/ACS/DAD/XX/XXX	90x19 AcrylicPrivScrn w/ToolRail, w/CntrDvdr,Translucent,DblAddr	$389.99
SKPSAT9019/2/ACS/DST/XX/XXX	90x19 AcrylicPrivScrn w/ToolRail, w/CntrDvdr,Translucent,DblStrtr	$404.32
SKPSAT9019/2/ACS/SAD/XX/XXX	90x19 AcrylicPrivScrn w/ToolRail,w/CntrDvdr,Translucent,SnglAddr	$384.51
SKPSAT9019/2/ACS/SST/XX/XXX	90x19 AcrylicPrivScrn w/ToolRail,w/CntrDvdr,Translucent,SnglStrtr	$390.35
SKPSAT9019/2/AWH/DAD/XX/XXX	90x19 Acrylic Priv Scrn w/ Tool Rail, w/CntrDvdr,Mrkrbrd, DblAddr	$513.93
SKPSAT9019/2/AWH/DST/XX/XXX	90x19 Acrylic Priv Scrn w/ Tool Rail, w/CntrDvdr,Mrkrbrd, DblStrtr	$528.26
SKPSAT9019/2/AWH/SAD/XX/XXX	90x19 Acrylic PrivScrn w/Tool Rail, w/CntrDvdr,Mrkrbrd,Sngl Addr	$508.45
SKPSAT9019/2/AWH/SST/XX/XXX	90x19 Acrylic Priv Scrn w/ Tool Rail, w/CntrDvdr,Mrkrbrd, SnglStrtr	$514.29
SKPSAT9019/2/AXX/DAD/XX/XXX	90x19 Acrylic Priv Scrn w/ Tool Rail, w/ CntrDvdr, Double Adder	$583.51
SKPSAT9019/2/AXX/DST/XX/XXX	90x19 Acrylic Priv Scrn w/ Tool Rail, w/ CntrDvdr, Double Starter	$597.84
SKPSAT9019/2/AXX/SAD/XX/XXX	90x19 Acrylic Priv Scrn w/ Tool Rail, w/ CntrDvdr, Single Adder	$578.03
SKPSAT9019/2/AXX/SST/XX/XXX	90x19 Acrylic Priv Scrn w/ Tool Rail, w/ CntrDvdr, Single Starter	$583.87
SKPSAT9019/3/ACS/DAD/XX/XXX	90x19 AcrylicPrivScrn w/ToolRail,w/2 Dvdrs,Translucent,DblAddr	$481.78
SKPSAT9019/3/ACS/DST/XX/XXX	90x19 AcrylicPrivScrn w/ToolRail,w/2 Dvdrs,Translucent,DblStrtr	$496.11
SKPSAT9019/3/ACS/SAD/XX/XXX	90x19 AcrylicPrivScrn w/ToolRail,w/2 Dvdrs,Translucent,SnglAddr	$469.79
SKPSAT9019/3/ACS/SST/XX/XXX	90x19 AcrylicPrivScrn w/ToolRail,w/2 Dvdrs,Translucent,SnglStrtr	$475.63
SKPSAT9019/3/AWH/DAD/XX/XXX	90x19 Acrylic PrivScrn w/ToolRail, w/TwoDvdrs, Mrkrbrd, DblAddr	$597.52
SKPSAT9019/3/AWH/DST/XX/XXX	90x19 Acrylic PrivScrn w/ToolRail, w/TwoDvdrs, Mrkrbrd, DblStrtr	$611.85
SKPSAT9019/3/AWH/SAD/XX/XXX	90x19 Acrylic PrivScrn w/ToolRail, w/TwoDvdrs, Mrkrbrd,SnglAddr	$585.53
SKPSAT9019/3/AWH/SST/XX/XXX	90x19 Acrylic PrivScrn w/ToolRail, w/TwoDvdrs, Mrkrbrd, SnglStrtr	$591.37
SKPSAT9019/3/AXX/DAD/XX/XXX	90x19 Acrylic PrivScrn w/ToolRail, w/TwoDvdrs, Double Adder	$673.81
SKPSAT9019/3/AXX/DST/XX/XXX	90x19 Acrylic PrivScrn w/ToolRail, w/TwoDvdrs, Double Starter	$688.14
SKPSAT9019/3/AXX/SAD/XX/XXX	90x19 Acrylic PrivScrn w/ToolRail, w/TwoDvdrs, Single Adder	$661.82
SKPSAT9019/3/AXX/SST/XX/XXX	90x19 Acrylic PrivScrn w/ToolRail, w/TwoDvdrs, Single Starter	$667.66
SKPSAT9613/2/ACS/DAD/XX/XXX	96x13 Acrylic PrivScrn w/ToolRail,w/CntrDvdr,Translucent,DblAddr	$347.55
SKPSAT9613/2/ACS/DST/XX/XXX	96x13 Acrylic PrivScrn w/ToolRail,w/CntrDvdr,Translucent,DblStrtr	$361.88
SKPSAT9613/2/ACS/SAD/XX/XXX	96x13 AcrylicPrivScrn w/ToolRail,w/CntrDvdr,Translucent,SnglAddr	$342.07
SKPSAT9613/2/ACS/SST/XX/XXX	96x13 AcrylicPrivScrn w/ToolRail,w/CntrDvdr,Translucent,SnglStrtr	$347.91
SKPSAT9613/2/AWH/DAD/XX/XXX	96x13 Acrylic Priv Scrn w/ Tool Rail, w/CntrDvdr,Mrkrbrd, DblAddr	$429.41
SKPSAT9613/2/AWH/DST/XX/XXX	96x13 Acrylic Priv Scrn w/ Tool Rail, w/CntrDvdr,Mrkrbrd, DblStrtr	$443.74
SKPSAT9613/2/AWH/SAD/XX/XXX	96x13 Acrylic PrivScrn w/ Tool Rail, w/CntrDvdr,Mrkrbrd,SnglAdder	$423.93
SKPSAT9613/2/AWH/SST/XX/XXX	96x13 Acrylic Priv Scrn w/ Tool Rail, w/CntrDvdr,Mrkrbrd, SnglStrtr	$429.77
SKPSAT9613/2/AXX/DAD/XX/XXX	96x13 Acrylic Priv Scrn w/ Tool Rail, w/ Cntr Divider, Dbl Adder	$483.87
SKPSAT9613/2/AXX/DST/XX/XXX	96x13 Acrylic Priv Scrn w/ Tool Rail, w/ Cntr Divider, Dbl Starter	$498.20
SKPSAT9613/2/AXX/SAD/XX/XXX	96x13 Acrylic Priv Scrn w/ Tool Rail, w/ Cntr Divider, Single Adder	$478.39

SKPSAT9613/2/AXX/SST/XX/XXX	96x13 Acrylic Priv Scrn w/ Tool Rail, w/ Cntr Divider, Single Starter	$484.23
SKPSAT9613/3/ACS/DAD/XX/XXX	96x13 Acrylic Priv Scrn w/Tool Rail, w/2 Dvdrs,Translucent,DblAddr	$435.55
SKPSAT9613/3/ACS/DST/XX/XXX	96x13 Acrylic Priv Scrn w/Tool Rail, w/2 Dvdrs,Translucent,DblStrtr	$449.88
SKPSAT9613/3/ACS/SAD/XX/XXX	96x13 Acrylic PrivScrn w/Tool Rail, w/2 Dvdrs,Translucent,SnglAddr	$423.56
SKPSAT9613/3/ACS/SST/XX/XXX	96x13 Acrylic Pri Scrn w/ Tool Rail, w/2 Dvdrs,Translucent,SnglStrtr	$429.40
SKPSAT9613/3/AWH/DAD/XX/XXX	96x13 Acrylic Priv Scrn w/ Tool Rail, w/2 Dvdrs, Mrkrbrd,DblAdder	$523.24
SKPSAT9613/3/AWH/DST/XX/XXX	96x13 Acrylic Priv Scrn w/ Tool Rail, w/2 Dvdrs, Mrkrbrd,DblStrtr	$537.57
SKPSAT9613/3/AWH/SAD/XX/XXX	96x13 Acrylic Priv Scrn w/ Tool Rail, w/2 Dvdrs, Mrkrbrd,SnglAddr	$511.25
SKPSAT9613/3/AWH/SST/XX/XXX	96x13 Acrylic Priv Scrn w/ Tool Rail, w/2 Dvdrs, Mrkrbrd,SnglStrtr	$517.09
SKPSAT9613/3/AXX/DAD/XX/XXX	96x13 Acrylic Priv Scrn w/ Tool Rail, w/ TwoDvdrs, Dbl Adder	$573.46
SKPSAT9613/3/AXX/DST/XX/XXX	96x13 Acrylic Priv Scrn w/ Tool Rail, w/ TwoDvdrs, Dbl Starter	$587.79
SKPSAT9613/3/AXX/SAD/XX/XXX	96x13 Acrylic Priv Scrn w/ Tool Rail, w/ TwoDvdrs, Single Adder	$561.47
SKPSAT9613/3/AXX/SST/XX/XXX	96x13 Acrylic Priv Scrn w/ Tool Rail, w/ TwoDvdrs, Single Starter	$567.31
SKPSAT9619/2/ACS/DAD/XX/XXX	96x19 AcrylicPrivScrn w/ToolRail,w/CntrDvdr,Translucent,DblAddr	$400.63
SKPSAT9619/2/ACS/DST/XX/XXX	96x19 Acrylic PrivScrn w/ToolRail,w/CntrDvdr,Translucent,DblStrtr	$414.96
SKPSAT9619/2/ACS/SAD/XX/XXX	96x19 AcrylicPrivScrn w/ToolRail,w/CntrDvdr,Translucent,SnglAddr	$395.15
SKPSAT9619/2/ACS/SST/XX/XXX	96x19 AcrylicPrivScrn w/ToolRail,w/CntrDvdr,Translucent,SnglStrtr	$400.99
SKPSAT9619/2/AWH/DAD/XX/XXX	96x19 Acrylic Priv Scrn w/ Tool Rail, w/CntrDvdr,Mrkrbrd, DblAddr	$524.57
SKPSAT9619/2/AWH/DST/XX/XXX	96x19 Acrylic Priv Scrn w/ Tool Rail, w/CntrDvdr,Mrkrbrd, DblStrtr	$538.90
SKPSAT9619/2/AWH/SAD/XX/XXX	96x19 Acrylic Priv Scrn w/ Tool Rail, w/CntrDvdr,Mrkrbrd,SnglAddr	$519.09
SKPSAT9619/2/AWH/SST/XX/XXX	96x19 Acrylic Priv Scrn w/ Tool Rail, w/CntrDvdr,Mrkrbrd, SnglStrtr	$524.93
SKPSAT9619/2/AXX/DAD/XX/XXX	96x19 Acrylic Priv Scrn w/ Tool Rail, w/ Cntr Divider, Double Adder	$597.59
SKPSAT9619/2/AXX/DST/XX/XXX	96x19 Acrylic Priv Scrn w/ Tool Rail, w/ Cntr Divider, Double Starter	$611.92
SKPSAT9619/2/AXX/SAD/XX/XXX	96x19 Acrylic Priv Scrn w/ Tool Rail, w/ Cntr Divider, Single Adder	$592.11
SKPSAT9619/2/AXX/SST/XX/XXX	96x19 Acrylic Priv Scrn w/ Tool Rail, w/ Cntr Divider, Single Starter	$597.95
SKPSAT9619/3/ACS/DAD/XX/XXX	96x19 Acrylic Priv Scrn w/ Tool Rail,w/2 Dvdrs,Translucent,DblAddr	$497.62
SKPSAT9619/3/ACS/DST/XX/XXX	96x19 Acrylic Priv Scrn w/ Tool Rail,w/2 Dvdrs,Translucent, DblStrtr	$511.95
SKPSAT9619/3/ACS/SAD/XX/XXX	96x19 AcrylicPrivScrn w/ Tool Rail, w/2 Dvdrs,Translucent,SnglAddr	$485.63
SKPSAT9619/3/ACS/SST/XX/XXX	96x19 AcrylicPrivScrn w/ Tool Rail, w/2 Dvdrs,Translucent,SnglStrtr	$491.47
SKPSAT9619/3/AWH/DAD/XX/XXX	96x19 Acrylic PrivScrn w/ Tool Rail, w/TwoDvdrs, Mrkrbrd, DblAddr	$616.84
SKPSAT9619/3/AWH/DST/XX/XXX	96x19 Acrylic PrivScrn w/ Tool Rail, w/TwoDvdrs, Mrkrbrd, DblStrtr	$631.17
SKPSAT9619/3/AWH/SAD/XX/XXX	96x19 Acrylic PrivScrn w/Tool Rail, w/TwoDvdrs, Mrkrbrd, SnglAddr	$604.85
SKPSAT9619/3/AWH/SST/XX/XXX	96x19 Acrylic PrivScrn w/Tool Rail, w/TwoDvdrs, Mrkrbrd, SnglStrtr	$610.69
SKPSAT9619/3/AXX/DAD/XX/XXX	96x19 Acrylic Priv Scrn w/ Tool Rail, w/ Two Dividers, DoubleAddr	$694.93
SKPSAT9619/3/AXX/DST/XX/XXX	96x19 Acrylic Priv Scrn w/ Tool Rail, w/ Two Dividers, DoubleStrtr	$709.26
SKPSAT9619/3/AXX/SAD/XX/XXX	96x19 Acrylic Priv Scrn w/ Tool Rail, w/ Two Dividers, Single Adder	$682.94
SKPSAT9619/3/AXX/SST/XX/XXX	96x19 Acrylic Priv Scrn w/ Tool Rail, w/ Two Dividers, Single Starter	$688.78

Model Number	Description	Price
SKSPM3619/1/XX	36x19 Sgl Supporting Privacy Screen w/ Work Rail	$297.56
SKSPM4219/1/XX	42x19 Sgl Supporting Privacy Screen w/ Work Rail	$330.28
SKSPM4819/1/XX	48x19 Sgl Supporting Privacy Screen w/ Work Rail	$362.90
SKSPM5419/1/XX	54x19 Sgl Supporting Privacy Screen w/ Work Rail	$388.58
SKSPM6019/1/XX	60x19 Sgl Supporting Privacy Screen w/ Work Rail	$421.21
SKSPM6019/2/XX	60x19 Divided Supporting Privacy Screen w/ Work Rail	$621.49
SKSPM7219/1/XX	72x19 Sgl Supporting Privacy Screen w/ Work Rail	$501.87
SKSPM7219/2/XX	72x19 Divided Supporting Privacy Screen w/ Work Rail	$665.97
SKSPM8419/2/XX	84x19 Divided Supporting Privacy Screen w/ Work Rail	$724.40
SKSPM9619/2/XX	96x19 Divided Supporting Privacy Screen w/ Work Rail	$780.27

Model Number	Description	Price
SKSPF3619/1/XX	36x19 Sgl Supporting Privacy Screen w/ Work Rail	$244.06

SKSPF4219/1/XX	42x19 Sgl Supporting Privacy Screen w/ Work Rail	$263.93
SKSPF4819/1/XX	48x19 Sgl Supporting Privacy Screen w/ Work Rail	$283.84
SKSPF5419/1/XX	54x19 Sgl Supporting Privacy Screen w/ Work Rail	$332.90
SKSPF6019/1/XX	60x19 Sgl Supporting Privacy Screen w/ Work Rail	$357.46
SKSPF6019/2/XX	60x19 Divided Supporting Privacy Screen w/ Work Rail	$467.75
SKSPF7219/1/XX	72x19 Sgl Supporting Privacy Screen w/ Work Rail	$378.52
SKSPF7219/2/XX	72x19 Divided Supporting Privacy Screen w/ Work Rail	$500.51
SKSPF8419/2/XX	84x19 Divided Supporting Privacy Screen w/ Work Rail	$533.24
SKSPF9619/2/XX	96x19 Divided Supporting Privacy Screen w/ Work Rail	$563.68

Model Number	Description	Price
SKSPA3619/1/XX/ACS	36x19 Sgl Supporting Privacy Screen w/ Work Rail	$278.56
SKSPA3619/1/XX/AXX	36x19 Sgl Supporting Privacy Screen w/ Work Rail	$318.92
SKSPA4219/1/XX/ACS	42x19 Sgl Supporting Privacy Screen w/ Work Rail	$300.75
SKSPA4219/1/XX/AXX	42x19 Sgl Supporting Privacy Screen w/ Work Rail	$369.17
SKSPA4819/1/XX/ACS	48x19 Sgl Supporting Privacy Screen w/ Work Rail	$320.65
SKSPA4819/1/XX/AXX	48x19 Sgl Supporting Privacy Screen w/ Work Rail	$396.09
SKSPA5419/1/XX/ACS	54x19 Sgl Supporting Privacy Screen w/ Work Rail	$340.51
SKSPA5419/1/XX/AXX	54x19 Sgl Supporting Privacy Screen w/ Work Rail	$422.96
SKSPA6019/1/XX/ACS	60x19 Sgl Supporting Privacy Screen w/ Work Rail	$375.60
SKSPA6019/1/XX/AXX	60x19 Sgl Supporting Privacy Screen w/ Work Rail	$460.39
SKSPA6019/2/XX/ACS	60x19 Divided Supporting Privacy Screen w/ Work Rail	$534.35
SKSPA6019/2/XX/AXX	60x19 Divided Supporting Privacy Screen w/ Work Rail	$611.55
SKSPA7219/1/XX/ACS	72x19 Sgl Supporting Privacy Screen w/ Work Rail	$400.13
SKSPA7219/1/XX/AXX	72x19 Sgl Supporting Privacy Screen w/ Work Rail	$488.45
SKSPA7219/2/XX/ACS	72x19 Divided Supporting Privacy Screen w/ Work Rail	$569.51
SKSPA7219/2/XX/AXX	72x19 Divided Supporting Privacy Screen w/ Work Rail	$658.43
SKSPA8419/2/XX/ACS	84x19 Divided Supporting Privacy Screen w/ Work Rail	$606.88
SKSPA8419/2/XX/AXX	84x19 Divided Supporting Privacy Screen w/ Work Rail	$728.52
SKSPA9619/2/XX/ACS	96x19 Divided Supporting Privacy Screen w/ Work Rail	$637.30
SKSPA9619/2/XX/AXX	96x19 Divided Supporting Privacy Screen w/ Work Rail	$772.98

Model Number	Description	Price
SKPSU3613/1/XX/GXX	36x13 Frameless Ctr Privacy Screen-Glass	$312.10
SKPSU3619/1/XX/GXX	36x19 Frameless Ctr Privacy Screen-Glass	$335.48
SKPSU4213/1/XX/GXX	42x13 Frameless Ctr Privacy Screen-Glass	$330.81
SKPSU4219/1/XX/GXX	42x19 Frameless Ctr Privacy Screen-Glass	$358.87
SKPSU4813/1/XX/GXX	48x13 Frameless Ctr Privacy Screen-Glass	$349.54
SKPSU4819/1/XX/GXX	48x19 Frameless Ctr Privacy Screen-Glass	$382.27
SKPSU5413/1/XX/GXX	54x13 Frameless Ctr Privacy Screen-Glass	$368.22
SKPSU5419/1/XX/GXX	54x19 Frameless Ctr Privacy Screen-Glass	$405.63
SKPSU6013/1/XX/GXX	60x13 Frameless Ctr Privacy Screen-Glass	$391.60
SKPSU6019/1/XX/GXX	60x19 Frameless Ctr Privacy Screen-Glass	$433.68
SKPSU6413/1/XX/GXX	64x13 Frameless Ctr Privacy Screen-Glass	$405.62
SKPSU6419/1/XX/GXX	64x19 Frameless Ctr Privacy Screen-Glass	$452.39
SKPSU6613/1/XX/GXX	66x13 Frameless Ctr Privacy Screen-Glass	$419.68
SKPSU6619/1/XX/GXX	66x19 Frameless Ctr Privacy Screen-Glass	$471.13
SKPSU7213/1/XX/GXX	72x13 Frameless Ctr Privacy Screen-Glass	$432.51
SKPSU7219/1/XX/GXX	72x19 Frameless Ctr Privacy Screen-Glass	$488.64
SKPSU7813/1/XX/GXX	78x13 Frameless Ctr Privacy Screen-Glass	$450.07
SKPSU7819/1/XX/GXX	78x19 Frameless Ctr Privacy Screen-Glass	$510.87
SKPSU8413/1/XX/GXX	84x13 Frameless Ctr Privacy Screen-Glass	$462.93

SKPSU8419/1/XX/GXX	84x19 Frameless Ctr Privacy Screen-Glass	$528.41
SKPSU9013/1/XX/GXX	90x13 Frameless Ctr Privacy Screen-Glass	$476.96
SKPSU9019/1/XX/GXX	90x19 Frameless Ctr Privacy Screen-Glass	$547.11

Model Number	Description	Price
SKPSU3613/1/XX/AXX	36x13 Frameless Ctr Privacy Screen-Acrylic	$227.91
SKPSU3619/1/XX/AXX	36x19 Frameless Ctr Privacy Screen-Acrylic	$312.10
SKPSU4213/1/XX/AXX	42x13 Frameless Ctr Privacy Screen-Acrylic	$243.11
SKPSU4219/1/XX/AXX	42x19 Frameless Ctr Privacy Screen-Acrylic	$338.99
SKPSU4813/1/XX/AXX	48x13 Frameless Ctr Privacy Screen-Acrylic	$260.68
SKPSU4819/1/XX/AXX	48x19 Frameless Ctr Privacy Screen-Acrylic	$377.60
SKPSU5413/1/XX/AXX	54x13 Frameless Ctr Privacy Screen-Acrylic	$279.36
SKPSU5419/1/XX/AXX	54x19 Frameless Ctr Privacy Screen-Acrylic	$404.47
SKPSU6013/1/XX/AXX	60x13 Frameless Ctr Privacy Screen-Acrylic	$303.90
SKPSU6019/1/XX/AXX	60x19 Frameless Ctr Privacy Screen-Acrylic	$436.03
SKPSU6413/1/XX/AXX	64x13 Frameless Ctr Privacy Screen-Acrylic	$319.10
SKPSU6419/1/XX/AXX	64x19 Frameless Ctr Privacy Screen-Acrylic	$458.23
SKPSU6613/1/XX/AXX	66x13 Frameless Ctr Privacy Screen-Acrylic	$334.34
SKPSU6619/1/XX/AXX	66x19 Frameless Ctr Privacy Screen-Acrylic	$480.48
SKPSU7213/1/XX/AXX	72x13 Frameless Ctr Privacy Screen-Acrylic	$348.33
SKPSU7219/1/XX/AXX	72x19 Frameless Ctr Privacy Screen-Acrylic	$501.50
SKPSU7813/1/XX/AXX	78x13 Frameless Ctr Privacy Screen-Acrylic	$367.05
SKPSU7819/1/XX/AXX	78x19 Frameless Ctr Privacy Screen-Acrylic	$538.93
SKPSU8413/1/XX/AXX	84x13 Frameless Ctr Privacy Screen-Acrylic	$390.45
SKPSU8419/1/XX/AXX	84x19 Frameless Ctr Privacy Screen-Acrylic	$571.67
SKPSU9013/1/XX/AXX	90x13 Frameless Ctr Privacy Screen-Acrylic	$412.64
SKPSU9019/1/XX/AXX	90x19 Frameless Ctr Privacy Screen-Acrylic	$605.57

DIVIDER SCREENS

Model Number	Description	Price
SKDSF2413/1/FFL/XX/XXX	24x13 Divider Screen, Fixed FS Left End	$120.57
SKDSF2413/1/FFM/XX/XXX	24x13 Divider Screen, Fixed FS Middle	$129.93
SKDSF2413/1/FFR/XX/XXX	24x13 Divider Screen, Fixed FS Right End	$120.57
SKDSF2413/1/FLE/XX/XXX	24x13 Divider Screen, Fixed Left End	$108.66
SKDSF2413/1/FMI/XX/XXX	24x13 Divider Screen, Fixed Middle	$113.34
SKDSF2413/1/FRE/XX/XXX	24x13 Divider Screen, Fixed Right End	$108.66
SKDSF2413/1/SLE/XX/XXX	24x13 Divider Screen, Sliding Left End	$103.99
SKDSF2413/1/SMI/XX/XXX	24x13 Divider Screen, Sliding Middle	$103.99
SKDSF2413/1/SRE/XX/XXX	24x13 Divider Screen, Sliding Right End	$103.99
SKDSF2419/1/FFL/XX/XXX	24x19 Divider Screen, Fixed FS Left End	$137.74
SKDSF2419/1/FFM/XX/XXX	24x19 Divider Screen, Fixed FS Middle	$147.10
SKDSF2419/1/FFR/XX/XXX	24x19 Divider Screen, Fixed FS Right End	$137.74
SKDSF2419/1/FLE/XX/XXX	24x19 Divider Screen, Fixed Left End	$126.59
SKDSF2419/1/FMI/XX/XXX	24x19 Divider Screen, Fixed Middle	$131.27
SKDSF2419/1/FRE/XX/XXX	24x19 Divider Screen, Fixed Right End	$126.59
SKDSF2419/1/SLE/XX/XXX	24x19 Divider Screen, Sliding Left End	$121.92
SKDSF2419/1/SMI/XX/XXX	24x19 Divider Screen, Sliding Middle	$121.92
SKDSF2419/1/SRE/XX/XXX	24x19 Divider Screen, Sliding Right End	$121.92
SKDSF2431/1/FFL/XX/XXX	24x31 Divider Screen, Fixed FS Left End	$153.05
SKDSF2431/1/FFM/XX/XXX	24x31 Divider Screen, Fixed FS Middle	$162.41
SKDSF2431/1/FFR/XX/XXX	24x31 Divider Screen, Fixed FS Right End	$153.05

SKDSF2431/1/FLE/XX/XXX	24x31 Divider Screen, Fixed Left End	$142.47
SKDSF2431/1/FMI/XX/XXX	24x31 Divider Screen, Fixed Middle	$147.15
SKDSF2431/1/FRE/XX/XXX	24x31 Divider Screen, Fixed Right End	$142.47
SKDSF2431/1/SLE/XX/XXX	24x31 Divider Screen, Sliding Left End	$137.80
SKDSF2431/1/SMI/XX/XXX	24x31 Divider Screen, Sliding Middle	$137.80
SKDSF2431/1/SRE/XX/XXX	24x31 Divider Screen, Sliding Right End	$137.80
SKDSF3013/1/FFL/XX/XXX	30x13 Divider Screen, Fixed FS Left End	$130.80
SKDSF3013/1/FFM/XX/XXX	30x13 Divider Screen, Fixed FS Middle	$140.16
SKDSF3013/1/FFR/XX/XXX	30x13 Divider Screen, Fixed FS Right End	$130.80
SKDSF3013/1/FLE/XX/XXX	30x13 Divider Screen, Fixed Left End	$118.89
SKDSF3013/1/FMI/XX/XXX	30x13 Divider Screen, Fixed Middle	$123.57
SKDSF3013/1/FRE/XX/XXX	30x13 Divider Screen, Fixed Right End	$118.89
SKDSF3013/1/SLE/XX/XXX	30x13 Divider Screen, Sliding Left End	$114.22
SKDSF3013/1/SMI/XX/XXX	30x13 Divider Screen, Sliding Middle	$114.22
SKDSF3013/1/SRE/XX/XXX	30x13 Divider Screen, Sliding Right End	$114.22
SKDSF3019/1/FFL/XX/XXX	30x19 Divider Screen, Fixed FS Left End	$147.97
SKDSF3019/1/FFM/XX/XXX	30x19 Divider Screen, Fixed FS Middle	$157.33
SKDSF3019/1/FFR/XX/XXX	30x19 Divider Screen, Fixed FS Right End	$147.97
SKDSF3019/1/FLE/XX/XXX	30x19 Divider Screen, Fixed Left End	$136.82
SKDSF3019/1/FMI/XX/XXX	30x19 Divider Screen, Fixed Middle	$141.50
SKDSF3019/1/FRE/XX/XXX	30x19 Divider Screen, Fixed Right End	$136.82
SKDSF3019/1/SLE/XX/XXX	30x19 Divider Screen, Sliding Left End	$132.15
SKDSF3019/1/SMI/XX/XXX	30x19 Divider Screen, Sliding Middle	$132.15
SKDSF3019/1/SRE/XX/XXX	30x19 Divider Screen, Sliding Right End	$132.15
SKDSF3031/1/FFL/XX/XXX	30x31 Divider Screen, Fixed FS Left End	$177.32
SKDSF3031/1/FFM/XX/XXX	30x31 Divider Screen, Fixed FS Middle	$186.68
SKDSF3031/1/FFR/XX/XXX	30x31 Divider Screen, Fixed FS Right End	$177.32
SKDSF3031/1/FLE/XX/XXX	30x31 Divider Screen, Fixed Left End	$166.74
SKDSF3031/1/FMI/XX/XXX	30x31 Divider Screen, Fixed Middle	$171.42
SKDSF3031/1/FRE/XX/XXX	30x31 Divider Screen, Fixed Right End	$166.74
SKDSF3031/1/SLE/XX/XXX	30x31 Divider Screen, Sliding Left End	$162.07
SKDSF3031/1/SMI/XX/XXX	30x31 Divider Screen, Sliding Middle	$162.07
SKDSF3031/1/SRE/XX/XXX	30x31 Divider Screen, Sliding Right End	$162.07
SKDSF6013/1/FLE/XX/XXX	60x13 Perpendicular Divider Screen, Fixed Left End	$149.58
SKDSF6013/1/FMI/XX/XXX	60x13 Perpendicular Divider Screen, Fixed Middle	$160.10
SKDSF6013/1/FRE/XX/XXX	60x13 Perpendicular Divider Screen, Fixed Right End	$149.58
SKDSF6019/1/FLE/XX/XXX	60x19 Perpendicular Divider Screen, Fixed Left End	$193.23
SKDSF6019/1/FMI/XX/XXX	60x19 Perpendicular Divider Screen, Fixed Middle	$203.75
SKDSF6019/1/FRE/XX/XXX	60x19 Perpendicular Divider Screen, Fixed Right End	$193.23
SKDSF6613/1/FLE/XX/XXX	66x13 Perpendicular Divider Screen, Fixed Left End	$156.59
SKDSF6613/1/FMI/XX/XXX	66x13 Perpendicular Divider Screen, Fixed Middle	$167.11
SKDSF6613/1/FRE/XX/XXX	66x13 Perpendicular Divider Screen, Fixed Right End	$156.59
SKDSF6619/1/FLE/XX/XXX	66x19 Perpendicular Divider Screen, Fixed Left End	$200.25
SKDSF6619/1/FMI/XX/XXX	66x19 Perpendicular Divider Screen, Fixed Middle	$210.77
SKDSF6619/1/FRE/XX/XXX	66x19 Perpendicular Divider Screen, Fixed Right End	$200.25
SKDSF7213/1/FLE/XX/XXX	72x13 Perpendicular Divider Screen, Fixed Left End	$160.08
SKDSF7213/1/FMI/XX/XXX	72x13 Perpendicular Divider Screen, Fixed Middle	$170.60
SKDSF7213/1/FRE/XX/XXX	72x13 Perpendicular Divider Screen, Fixed Right End	$160.08
SKDSF7219/1/FLE/XX/XXX	72x19 Perpendicular Divider Screen, Fixed Left End	$204.91
SKDSF7219/1/FMI/XX/XXX	72x19 Perpendicular Divider Screen, Fixed Middle	$215.43
SKDSF7219/1/FRE/XX/XXX	72x19 Perpendicular Divider Screen, Fixed Right End	$204.91
SKDSF7813/1/FLE/XX/XXX	78x13 Perpendicular Divider Screen, Fixed Left End	$168.29
SKDSF7813/1/FMI/XX/XXX	78x13 Perpendicular Divider Screen, Fixed Middle	$178.81
SKDSF7813/1/FRE/XX/XXX	78x13 Perpendicular Divider Screen, Fixed Right End	$168.29
SKDSF7819/1/FLE/XX/XXX	78x19 Perpendicular Divider Screen, Fixed Left End	$213.10
SKDSF7819/1/FMI/XX/XXX	78x19 Perpendicular Divider Screen, Fixed Middle	$223.62
SKDSF7819/1/FRE/XX/XXX	78x19 Perpendicular Divider Screen, Fixed Right End	$213.10

NEW YORK STYLELINKS MODEL PRICE LIST

Date: 8/2/2022

Model Number	Description	Price
SKDSFT2413/1/FFL/XX/XXX	24x13 Divider Screen, w/Toolrail, Fixed FS Left End	$121.18
SKDSFT2413/1/FFM/XX/XXX	24x13 Divider Screen, w/Toolrail, Fixed FS Middle	$130.54
SKDSFT2413/1/FFR/XX/XXX	24x13 Divider Screen, w/Toolrail, Fixed FS Right End	$121.18
SKDSFT2413/1/FLE/XX/XXX	24x13 Divider Screen, w/Toolrail, Fixed Left End	$109.27
SKDSFT2413/1/FMI/XX/XXX	24x13 Divider Screen, w/Toolrail, Fixed Middle	$113.95
SKDSFT2413/1/FRE/XX/XXX	24x13 Divider Screen, w/Toolrail, Fixed Right End	$109.27
SKDSFT2413/1/SLE/XX/XXX	24x13 Divider Screen, w/Toolrail, Sliding Left End	$104.60
SKDSFT2413/1/SMI/XX/XXX	24x13 Divider Screen, w/Toolrail, Sliding Middle	$104.60
SKDSFT2413/1/SRE/XX/XXX	24x13 Divider Screen, w/Toolrail, Sliding Right End	$104.60
SKDSFT2419/1/FFL/XX/XXX	24x19 Divider Screen, w/Toolrail, Fixed FS Left End	$133.67
SKDSFT2419/1/FFM/XX/XXX	24x19 Divider Screen, w/Toolrail, Fixed FS Middle	$143.03
SKDSFT2419/1/FFR/XX/XXX	24x19 Divider Screen, w/Toolrail, Fixed FS Right End	$133.67
SKDSFT2419/1/FLE/XX/XXX	24x19 Divider Screen, w/Toolrail, Fixed Left End	$122.52
SKDSFT2419/1/FMI/XX/XXX	24x19 Divider Screen, w/Toolrail, Fixed Middle	$127.20
SKDSFT2419/1/FRE/XX/XXX	24x19 Divider Screen, w/Toolrail, Fixed Right End	$122.52
SKDSFT2419/1/SLE/XX/XXX	24x19 Divider Screen, w/Toolrail, Sliding Left End	$117.85
SKDSFT2419/1/SMI/XX/XXX	24x19 Divider Screen, w/Toolrail, Sliding Middle	$117.85
SKDSFT2419/1/SRE/XX/XXX	24x19 Divider Screen, w/Toolrail, Sliding Right End	$117.85
SKDSFT3013/1/FFL/XX/XXX	30x13 Divider Screen, w/Toolrail, Fixed FS Left End	$125.86
SKDSFT3013/1/FFM/XX/XXX	30x13 Divider Screen, w/Toolrail, Fixed FS Middle	$135.22
SKDSFT3013/1/FFR/XX/XXX	30x13 Divider Screen, w/Toolrail, Fixed FS Right End	$125.86
SKDSFT3013/1/FLE/XX/XXX	30x13 Divider Screen, w/Toolrail, Fixed Left End	$113.95
SKDSFT3013/1/FMI/XX/XXX	30x13 Divider Screen, w/Toolrail, Fixed Middle	$118.63
SKDSFT3013/1/FRE/XX/XXX	30x13 Divider Screen, w/Toolrail, Fixed Right End	$113.95
SKDSFT3013/1/SLE/XX/XXX	30x13 Divider Screen, w/Toolrail, Sliding Left End	$109.28
SKDSFT3013/1/SMI/XX/XXX	30x13 Divider Screen, w/Toolrail, Sliding Middle	$109.28
SKDSFT3013/1/SRE/XX/XXX	30x13 Divider Screen, w/Toolrail, Sliding Right End	$109.28
SKDSFT3019/1/FFL/XX/XXX	30x19 Divider Screen, w/Toolrail, Fixed FS Left End	$140.69
SKDSFT3019/1/FFM/XX/XXX	30x19 Divider Screen, w/Toolrail, Fixed FS Middle	$150.05
SKDSFT3019/1/FFR/XX/XXX	30x19 Divider Screen, w/Toolrail, Fixed FS Right End	$140.69
SKDSFT3019/1/FLE/XX/XXX	30x19 Divider Screen, w/Toolrail, Fixed Left End	$129.54
SKDSFT3019/1/FMI/XX/XXX	30x19 Divider Screen, w/Toolrail, Fixed Middle	$134.22
SKDSFT3019/1/FRE/XX/XXX	30x19 Divider Screen, w/Toolrail, Fixed Right End	$129.54
SKDSFT3019/1/SLE/XX/XXX	30x19 Divider Screen, w/Toolrail, Sliding Left End	$124.87
SKDSFT3019/1/SMI/XX/XXX	30x19 Divider Screen, w/Toolrail, Sliding Middle	$124.87
SKDSFT3019/1/SRE/XX/XXX	30x19 Divider Screen, w/Toolrail, Sliding Right End	$124.87
SKDSFT6013/1/FLE/XX/XXX	60x13 Perpendicular Divider Screen, w/Toolrail, Fixed Left End	$154.88
SKDSFT6013/1/FMI/XX/XXX	60x13 Perpendicular Divider Screen, w/Toolrail, Fixed Middle	$165.40
SKDSFT6013/1/FRE/XX/XXX	60x13 Perpendicular Divider Screen, w/Toolrail, Fixed Right End	$154.88
SKDSFT6019/1/FLE/XX/XXX	60x19 Perpendicular Divider Screen, w/Toolrail, Fixed Left End	$182.17
SKDSFT6019/1/FMI/XX/XXX	60x19 Perpendicular Divider Screen, w/Toolrail, Fixed Middle	$192.69
SKDSFT6019/1/FRE/XX/XXX	60x19 Perpendicular Divider Screen, w/Toolrail, Fixed Right End	$182.17
SKDSFT6613/1/FLE/XX/XXX	66x13 Perpendicular Divider Screen, w/Toolrail, Fixed Left End	$161.89
SKDSFT6613/1/FMI/XX/XXX	66x13 Perpendicular Divider Screen, w/Toolrail, Fixed Middle	$172.41
SKDSFT6613/1/FRE/XX/XXX	66x13 Perpendicular Divider Screen, w/Toolrail, Fixed Right End	$161.89
SKDSFT6619/1/FLE/XX/XXX	66x19 Perpendicular Divider Screen, w/Toolrail, Fixed Left End	$191.51
SKDSFT6619/1/FMI/XX/XXX	66x19 Perpendicular Divider Screen, w/Toolrail, Fixed Middle	$202.03
SKDSFT6619/1/FRE/XX/XXX	66x19 Perpendicular Divider Screen, w/Toolrail, Fixed Right End	$191.51
SKDSFT7213/1/FLE/XX/XXX	72x13 Perpendicular Divider Screen, w/Toolrail, Fixed Left End	$166.55
SKDSFT7213/1/FMI/XX/XXX	72x13 Perpendicular Divider Screen, w/Toolrail, Fixed Middle	$177.07
SKDSFT7213/1/FRE/XX/XXX	72x13 Perpendicular Divider Screen, w/Toolrail, Fixed Right End	$166.55
SKDSFT7219/1/FLE/XX/XXX	72x19 Perpendicular Divider Screen, w/Toolrail, Fixed Left End	$197.35
SKDSFT7219/1/FMI/XX/XXX	72x19 Perpendicular Divider Screen, w/Toolrail, Fixed Middle	$207.87

SKDSFT7219/1/FRE/XX/XXX	72x19 Perpendicular Divider Screen, w/Toolrail, Fixed Right End	$197.35
SKDSFT7813/1/FLE/XX/XXX	78x13 Perpendicular Divider Screen, w/Toolrail, Fixed Left End	$189.95
SKDSFT7813/1/FMI/XX/XXX	78x13 Perpendicular Divider Screen, w/Toolrail, Fixed Middle	$200.47
SKDSFT7813/1/FRE/XX/XXX	78x13 Perpendicular Divider Screen, w/Toolrail, Fixed Right End	$189.95
SKDSFT7819/1/FLE/XX/XXX	78x19 Perpendicular Divider Screen, w/Toolrail, Fixed Left End	$234.76
SKDSFT7819/1/FMI/XX/XXX	78x19 Perpendicular Divider Screen, w/Toolrail, Fixed Middle	$245.28
SKDSFT7819/1/FRE/XX/XXX	78x19 Perpendicular Divider Screen, w/Toolrail, Fixed Right End	$234.76

Model Number	Description	Price
SKDSA2413/1/ACS/FFL/XX/XXX	24x13 Acrylic Divider Screen, Translucent, Fixed FS Left End	$147.42
SKDSA2413/1/ACS/FFM/XX/XXX	24x13 Acrylic Divider Screen, Translucent, Fixed FS Middle	$156.78
SKDSA2413/1/ACS/FFR/XX/XXX	24x13 Acrylic Divider Screen, Translucent, Fixed FS Right End	$147.42
SKDSA2413/1/ACS/FLE/XX/XXX	24x13 Acrylic Divider Screen, Translucent, Fixed Left End	$135.51
SKDSA2413/1/ACS/FMI/XX/XXX	24x13 Acrylic Divider Screen, Translucent, Fixed Middle	$140.19
SKDSA2413/1/ACS/FRE/XX/XXX	24x13 Acrylic Divider Screen, Translucent, Fixed Right End	$135.51
SKDSA2413/1/ACS/SLE/XX/XXX	24x13 Acrylic Divider Screen, Translucent, Sliding Left End	$130.84
SKDSA2413/1/ACS/SMI/XX/XXX	24x13 Acrylic Divider Screen, Translucent, Sliding Middle	$130.84
SKDSA2413/1/ACS/SRE/XX/XXX	24x13 Acrylic Divider Screen, Translucent, Sliding Right End	$130.84
SKDSA2413/1/AWH/FFL/XX/XXX	24x13 Acrylic Divider Screen, Markerboard, Fixed FS Left End	$169.64
SKDSA2413/1/AWH/FFM/XX/XXX	24x13 Acrylic Divider Screen, Markerboard, Fixed FS Middle	$179.00
SKDSA2413/1/AWH/FFR/XX/XXX	24x13 Acrylic Divider Screen, Markerboard, Fixed FS Right End	$169.64
SKDSA2413/1/AWH/FLE/XX/XXX	24x13 Acrylic Divider Screen, Markerboard, Fixed Left End	$157.73
SKDSA2413/1/AWH/FMI/XX/XXX	24x13 Acrylic Divider Screen, Markerboard, Fixed Middle	$162.41
SKDSA2413/1/AWH/FRE/XX/XXX	24x13 Acrylic Divider Screen, Markerboard, Fixed Right End	$157.73
SKDSA2413/1/AWH/SLE/XX/XXX	24x13 Acrylic Divider Screen, Markerboard, Sliding Left End	$153.06
SKDSA2413/1/AWH/SMI/XX/XXX	24x13 Acrylic Divider Screen, Markerboard, Sliding Middle	$153.06
SKDSA2413/1/AWH/SRE/XX/XXX	24x13 Acrylic Divider Screen, Markerboard, Sliding Right End	$153.06
SKDSA2413/1/AXX/FFL/XX/XXX	24x13 Acrylic Divider Screen, Fixed FS Left End	$178.41
SKDSA2413/1/AXX/FFM/XX/XXX	24x13 Acrylic Divider Screen, Fixed FS Middle	$187.77
SKDSA2413/1/AXX/FFR/XX/XXX	24x13 Acrylic Divider Screen, Fixed FS Right End	$178.41
SKDSA2413/1/AXX/FLE/XX/XXX	24x13 Acrylic Divider Screen, Fixed Left End	$166.50
SKDSA2413/1/AXX/FMI/XX/XXX	24x13 Acrylic Divider Screen, Fixed Middle	$171.18
SKDSA2413/1/AXX/FRE/XX/XXX	24x13 Acrylic Divider Screen, Fixed Right End	$166.50
SKDSA2413/1/AXX/SLE/XX/XXX	24x13 Acrylic Divider Screen, Sliding Left End	$161.83
SKDSA2413/1/AXX/SMI/XX/XXX	24x13 Acrylic Divider Screen, Sliding Middle	$161.83
SKDSA2413/1/AXX/SRE/XX/XXX	24x13 Acrylic Divider Screen, Sliding Right End	$161.83
SKDSA2419/1/ACS/FFL/XX/XXX	24x19 Acrylic Divider Screen, Translucent, Fixed FS Left End	$165.77
SKDSA2419/1/ACS/FFM/XX/XXX	24x19 Acrylic Divider Screen, Translucent, Fixed FS Middle	$175.13
SKDSA2419/1/ACS/FFR/XX/XXX	24x19 Acrylic Divider Screen, Translucent, Fixed FS Right End	$165.77
SKDSA2419/1/ACS/FLE/XX/XXX	24x19 Acrylic Divider Screen, Translucent, Fixed Left End	$154.62
SKDSA2419/1/ACS/FMI/XX/XXX	24x19 Acrylic Divider Screen, Translucent, Fixed Middle	$159.30
SKDSA2419/1/ACS/FRE/XX/XXX	24x19 Acrylic Divider Screen, Translucent, Fixed Right End	$154.62
SKDSA2419/1/ACS/SLE/XX/XXX	24x19 Acrylic Divider Screen, Translucent, Sliding Left End	$149.95
SKDSA2419/1/ACS/SMI/XX/XXX	24x19 Acrylic Divider Screen, Translucent, Sliding Middle	$149.95
SKDSA2419/1/ACS/SRE/XX/XXX	24x19 Acrylic Divider Screen, Translucent, Sliding Right End	$149.95
SKDSA2419/1/AWH/FFL/XX/XXX	24x19 Acrylic Divider Screen, Markerboard, Fixed FS Left End	$197.35
SKDSA2419/1/AWH/FFM/XX/XXX	24x19 Acrylic Divider Screen, Markerboard, Fixed FS Middle	$206.71
SKDSA2419/1/AWH/FFR/XX/XXX	24x19 Acrylic Divider Screen, Markerboard, Fixed FS Right End	$197.35
SKDSA2419/1/AWH/FLE/XX/XXX	24x19 Acrylic Divider Screen, Markerboard, Fixed Left End	$186.20
SKDSA2419/1/AWH/FMI/XX/XXX	24x19 Acrylic Divider Screen, Markerboard, Fixed Middle	$190.88
SKDSA2419/1/AWH/FRE/XX/XXX	24x19 Acrylic Divider Screen, Markerboard, Fixed Right End	$186.20
SKDSA2419/1/AWH/SLE/XX/XXX	24x19 Acrylic Divider Screen, Markerboard, Sliding Left End	$181.53
SKDSA2419/1/AWH/SMI/XX/XXX	24x19 Acrylic Divider Screen, Markerboard, Sliding Middle	$181.53
SKDSA2419/1/AWH/SRE/XX/XXX	24x19 Acrylic Divider Screen, Markerboard, Sliding Right End	$181.53
SKDSA2419/1/AXX/FFL/XX/XXX	24x19 Acrylic Divider Screen, Fixed FS Left End	$216.64

SKDSA2419/1/AXX/FFM/XX/XXX	24x19 Acrylic Divider Screen, Fixed FS Middle	$226.00
SKDSA2419/1/AXX/FFR/XX/XXX	24x19 Acrylic Divider Screen, Fixed FS Right End	$216.64
SKDSA2419/1/AXX/FLE/XX/XXX	24x19 Acrylic Divider Screen, Fixed Left End	$205.49
SKDSA2419/1/AXX/FMI/XX/XXX	24x19 Acrylic Divider Screen, Fixed Middle	$210.17
SKDSA2419/1/AXX/FRE/XX/XXX	24x19 Acrylic Divider Screen, Fixed Right End	$205.49
SKDSA2419/1/AXX/SLE/XX/XXX	24x19 Acrylic Divider Screen, Sliding Left End	$200.82
SKDSA2419/1/AXX/SMI/XX/XXX	24x19 Acrylic Divider Screen, Sliding Middle	$200.82
SKDSA2419/1/AXX/SRE/XX/XXX	24x19 Acrylic Divider Screen, Sliding Right End	$200.82
SKDSA3013/1/ACS/FFL/XX/XXX	30x13 Acrylic Divider Screen, Translucent, Fixed FS Left End	$151.20
SKDSA3013/1/ACS/FFM/XX/XXX	30x13 Acrylic Divider Screen, Translucent, Fixed FS Middle	$160.56
SKDSA3013/1/ACS/FFR/XX/XXX	30x13 Acrylic Divider Screen, Translucent, Fixed FS Right End	$151.20
SKDSA3013/1/ACS/FLE/XX/XXX	30x13 Acrylic Divider Screen, Translucent, Fixed Left End	$139.29
SKDSA3013/1/ACS/FMI/XX/XXX	30x13 Acrylic Divider Screen, Translucent, Fixed Middle	$143.97
SKDSA3013/1/ACS/FRE/XX/XXX	30x13 Acrylic Divider Screen, Translucent, Fixed Right End	$139.29
SKDSA3013/1/ACS/SLE/XX/XXX	30x13 Acrylic Divider Screen, Translucent, Sliding Left End	$134.62
SKDSA3013/1/ACS/SMI/XX/XXX	30x13 Acrylic Divider Screen, Translucent, Sliding Middle	$134.62
SKDSA3013/1/ACS/SRE/XX/XXX	30x13 Acrylic Divider Screen, Translucent, Sliding Right End	$134.62
SKDSA3013/1/AWH/FFL/XX/XXX	30x13 Acrylic Divider Screen, Markerboard, Fixed FS Left End	$175.77
SKDSA3013/1/AWH/FFM/XX/XXX	30x13 Acrylic Divider Screen, Markerboard, Fixed FS Middle	$185.13
SKDSA3013/1/AWH/FFR/XX/XXX	30x13 Acrylic Divider Screen, Markerboard, Fixed FS Right End	$175.77
SKDSA3013/1/AWH/FLE/XX/XXX	30x13 Acrylic Divider Screen, Markerboard, Fixed Left End	$163.86
SKDSA3013/1/AWH/FMI/XX/XXX	30x13 Acrylic Divider Screen, Markerboard, Fixed Middle	$168.54
SKDSA3013/1/AWH/FRE/XX/XXX	30x13 Acrylic Divider Screen, Markerboard, Fixed Right End	$163.86
SKDSA3013/1/AWH/SLE/XX/XXX	30x13 Acrylic Divider Screen, Markerboard, Sliding Left End	$159.19
SKDSA3013/1/AWH/SMI/XX/XXX	30x13 Acrylic Divider Screen, Markerboard, Sliding Middle	$159.19
SKDSA3013/1/AWH/SRE/XX/XXX	30x13 Acrylic Divider Screen, Markerboard, Sliding Right End	$159.19
SKDSA3013/1/AXX/FFL/XX/XXX	30x13 Acrylic Divider Screen, Fixed FS Left End	$189.79
SKDSA3013/1/AXX/FFM/XX/XXX	30x13 Acrylic Divider Screen, Fixed FS Middle	$199.15
SKDSA3013/1/AXX/FFR/XX/XXX	30x13 Acrylic Divider Screen, Fixed FS Right End	$189.79
SKDSA3013/1/AXX/FLE/XX/XXX	30x13 Acrylic Divider Screen, Fixed Left End	$177.88
SKDSA3013/1/AXX/FMI/XX/XXX	30x13 Acrylic Divider Screen, Fixed Middle	$182.56
SKDSA3013/1/AXX/FRE/XX/XXX	30x13 Acrylic Divider Screen, Fixed Right End	$177.88
SKDSA3013/1/AXX/SLE/XX/XXX	30x13 Acrylic Divider Screen, Sliding Left End	$173.21
SKDSA3013/1/AXX/SMI/XX/XXX	30x13 Acrylic Divider Screen, Sliding Middle	$173.21
SKDSA3013/1/AXX/SRE/XX/XXX	30x13 Acrylic Divider Screen, Sliding Right End	$173.21
SKDSA3019/1/ACS/FFL/XX/XXX	30x19 Acrylic Divider Screen, Translucent, Fixed FS Left End	$171.90
SKDSA3019/1/ACS/FFM/XX/XXX	30x19 Acrylic Divider Screen, Translucent, Fixed FS Middle	$181.26
SKDSA3019/1/ACS/FFR/XX/XXX	30x19 Acrylic Divider Screen, Translucent, Fixed FS Right End	$171.90
SKDSA3019/1/ACS/FLE/XX/XXX	30x19 Acrylic Divider Screen, Translucent, Fixed Left End	$160.75
SKDSA3019/1/ACS/FMI/XX/XXX	30x19 Acrylic Divider Screen, Translucent, Fixed Middle	$165.43
SKDSA3019/1/ACS/FRE/XX/XXX	30x19 Acrylic Divider Screen, Translucent, Fixed Right End	$160.75
SKDSA3019/1/ACS/SLE/XX/XXX	30x19 Acrylic Divider Screen, Translucent, Sliding Left End	$156.08
SKDSA3019/1/ACS/SMI/XX/XXX	30x19 Acrylic Divider Screen, Translucent, Sliding Middle	$156.08
SKDSA3019/1/ACS/SRE/XX/XXX	30x19 Acrylic Divider Screen, Translucent, Sliding Right End	$156.08
SKDSA3019/1/AWH/FFL/XX/XXX	30x19 Acrylic Divider Screen, Markerboard, Fixed FS Left End	$210.48
SKDSA3019/1/AWH/FFM/XX/XXX	30x19 Acrylic Divider Screen, Markerboard, Fixed FS Middle	$219.84
SKDSA3019/1/AWH/FFR/XX/XXX	30x19 Acrylic Divider Screen, Markerboard, Fixed FS Right End	$210.48
SKDSA3019/1/AWH/FLE/XX/XXX	30x19 Acrylic Divider Screen, Markerboard, Fixed Left End	$199.33
SKDSA3019/1/AWH/FMI/XX/XXX	30x19 Acrylic Divider Screen, Markerboard, Fixed Middle	$204.01
SKDSA3019/1/AWH/FRE/XX/XXX	30x19 Acrylic Divider Screen, Markerboard, Fixed Right End	$199.33
SKDSA3019/1/AWH/SLE/XX/XXX	30x19 Acrylic Divider Screen, Markerboard, Sliding Left End	$194.66
SKDSA3019/1/AWH/SMI/XX/XXX	30x19 Acrylic Divider Screen, Markerboard, Sliding Middle	$194.66
SKDSA3019/1/AWH/SRE/XX/XXX	30x19 Acrylic Divider Screen, Markerboard, Sliding Right End	$194.66
SKDSA3019/1/AXX/FFL/XX/XXX	30x19 Acrylic Divider Screen, Fixed FS Left End	$236.21
SKDSA3019/1/AXX/FFM/XX/XXX	30x19 Acrylic Divider Screen, Fixed FS Middle	$245.57
SKDSA3019/1/AXX/FFR/XX/XXX	30x19 Acrylic Divider Screen, Fixed FS Right End	$236.21
SKDSA3019/1/AXX/FLE/XX/XXX	30x19 Acrylic Divider Screen, Fixed Left End	$225.06
SKDSA3019/1/AXX/FMI/XX/XXX	30x19 Acrylic Divider Screen, Fixed Middle	$229.74

SKDSA3019/1/AXX/FRE/XX/XXX	30x19 Acrylic Divider Screen, Fixed Right End	$225.06
SKDSA3019/1/AXX/SLE/XX/XXX	30x19 Acrylic Divider Screen, Sliding Right End	$220.39
SKDSA3019/1/AXX/SMI/XX/XXX	30x19 Acrylic Divider Screen, Sliding Middle	$220.39
SKDSA3019/1/AXX/SRE/XX/XXX	30x19 Acrylic Divider Screen, Sliding Right End	$220.39
SKDSA6013/1/ACS/FLE/XX/XXX	60x13 Acrylic Perp Divider Screen, Translucent, Fixed Left End	$222.02
SKDSA6013/1/ACS/FMI/XX/XXX	60x13 Acrylic Perp Divider Screen, Translucent, Fixed Middle	$232.54
SKDSA6013/1/ACS/FRE/XX/XXX	60x13 Acrylic Perp Divider Screen, Translucent, Fixed Right End	$222.02
SKDSA6013/1/AWH/FLE/XX/XXX	60x13 Acrylic Perp Divider Screen, Markerboard, Fixed Left End	$280.49
SKDSA6013/1/AWH/FMI/XX/XXX	60x13 Acrylic Perp Divider Screen, Markerboard, Fixed Middle	$291.01
SKDSA6013/1/AWH/FRE/XX/XXX	60x13 Acrylic Perp Divider Screen, Markerboard, Fixed Right End	$280.49
SKDSA6013/1/AXX/FLE/XX/XXX	60x13 Acrylic Perp Divider Screen, Fixed Left End	$341.87
SKDSA6013/1/AXX/FMI/XX/XXX	60x13 Acrylic Perp Divider Screen, Fixed Middle	$352.39
SKDSA6013/1/AXX/FRE/XX/XXX	60x13 Acrylic Perp Divider Screen, Fixed Right End	$341.87
SKDSA6019/1/ACS/FLE/XX/XXX	60x19 Acrylic Perp Divider Screen, Translucent, Fixed Left End	$284.39
SKDSA6019/1/ACS/FMI/XX/XXX	60x19 Acrylic Perp Divider Screen, Translucent, Fixed Middle	$294.91
SKDSA6019/1/ACS/FRE/XX/XXX	60x19 Acrylic Perp Divider Screen, Translucent, Fixed Right End	$284.39
SKDSA6019/1/AWH/FLE/XX/XXX	60x19 Acrylic Perp Divider Screen, Markerboard, Fixed Left End	$413.00
SKDSA6019/1/AWH/FMI/XX/XXX	60x19 Acrylic Perp Divider Screen, Markerboard, Fixed Middle	$423.52
SKDSA6019/1/AWH/FRE/XX/XXX	60x19 Acrylic Perp Divider Screen, Markerboard, Fixed Right End	$413.00
SKDSA6019/1/AXX/FLE/XX/XXX	60x19 Acrylic Perp Divider Screen, Fixed Left End	$511.81
SKDSA6019/1/AXX/FMI/XX/XXX	60x19 Acrylic Perp Divider Screen, Fixed Middle	$522.33
SKDSA6019/1/AXX/FRE/XX/XXX	60x19 Acrylic Perp Divider Screen, Fixed Right End	$511.81
SKDSA6613/1/ACS/FLE/XX/XXX	66x13 Acrylic Perp Divider Screen, Translucent, Fixed Left End	$229.63
SKDSA6613/1/ACS/FMI/XX/XXX	66x13 Acrylic Perp Divider Screen, Translucent, Fixed Middle	$240.15
SKDSA6613/1/ACS/FRE/XX/XXX	66x13 Acrylic Perp Divider Screen, Translucent, Fixed Right End	$229.63
SKDSA6613/1/AWH/FLE/XX/XXX	66x13 Acrylic Perp Divider Screen, Markerboard, Fixed Left End	$289.26
SKDSA6613/1/AWH/FMI/XX/XXX	66x13 Acrylic Perp Divider Screen, Markerboard, Fixed Middle	$299.78
SKDSA6613/1/AWH/FRE/XX/XXX	66x13 Acrylic Perp Divider Screen, Markerboard, Fixed Right End	$289.26
SKDSA6613/1/AXX/FLE/XX/XXX	66x13 Acrylic Perp Divider Screen, Fixed Left End	$351.24
SKDSA6613/1/AXX/FMI/XX/XXX	66x13 Acrylic Perp Divider Screen, Fixed Middle	$361.76
SKDSA6613/1/AXX/FRE/XX/XXX	66x13 Acrylic Perp Divider Screen, Fixed Right End	$351.24
SKDSA6619/1/ACS/FLE/XX/XXX	66x19 Acrylic Perp Divider Screen, Translucent, Fixed Left End	$292.01
SKDSA6619/1/ACS/FMI/XX/XXX	66x19 Acrylic Perp Divider Screen, Translucent, Fixed Middle	$302.53
SKDSA6619/1/ACS/FRE/XX/XXX	66x19 Acrylic Perp Divider Screen, Translucent, Fixed Right End	$292.01
SKDSA6619/1/AWH/FLE/XX/XXX	66x19 Acrylic Perp Divider Screen, Markerboard, Fixed Left End	$421.77
SKDSA6619/1/AWH/FMI/XX/XXX	66x19 Acrylic Perp Divider Screen, Markerboard, Fixed Middle	$432.29
SKDSA6619/1/AWH/FRE/XX/XXX	66x19 Acrylic Perp Divider Screen, Markerboard, Fixed Right End	$421.77
SKDSA6619/1/AXX/FLE/XX/XXX	66x19 Acrylic Perp Divider Screen, Fixed Left End	$524.69
SKDSA6619/1/AXX/FMI/XX/XXX	66x19 Acrylic Perp Divider Screen, Fixed Middle	$535.21
SKDSA6619/1/AXX/FRE/XX/XXX	66x19 Acrylic Perp Divider Screen, Fixed Right End	$524.69
SKDSA7213/1/ACS/FLE/XX/XXX	72x13 Acrylic Perp Divider Screen, Translucent, Fixed Left End	$234.29
SKDSA7213/1/ACS/FMI/XX/XXX	72x13 Acrylic Perp Divider Screen, Translucent, Fixed Middle	$244.81
SKDSA7213/1/ACS/FRE/XX/XXX	72x13 Acrylic Perp Divider Screen, Translucent, Fixed Right End	$234.29
SKDSA7213/1/AWH/FLE/XX/XXX	72x13 Acrylic Perp Divider Screen, Markerboard, Fixed Left End	$295.09
SKDSA7213/1/AWH/FMI/XX/XXX	72x13 Acrylic Perp Divider Screen, Markerboard, Fixed Middle	$305.61
SKDSA7213/1/AWH/FRE/XX/XXX	72x13 Acrylic Perp Divider Screen, Markerboard, Fixed Right End	$295.09
SKDSA7213/1/AXX/FLE/XX/XXX	72x13 Acrylic Perp Divider Screen, Fixed Left End	$357.63
SKDSA7213/1/AXX/FMI/XX/XXX	72x13 Acrylic Perp Divider Screen, Fixed Middle	$368.15
SKDSA7213/1/AXX/FRE/XX/XXX	72x13 Acrylic Perp Divider Screen, Fixed Right End	$357.63
SKDSA7219/1/ACS/FLE/XX/XXX	72x19 Acrylic Perp Divider Screen, Translucent, Fixed Left End	$296.66
SKDSA7219/1/ACS/FMI/XX/XXX	72x19 Acrylic Perp Divider Screen, Translucent, Fixed Middle	$307.18
SKDSA7219/1/ACS/FRE/XX/XXX	72x19 Acrylic Perp Divider Screen, Translucent, Fixed Right End	$296.66
SKDSA7219/1/AWH/FLE/XX/XXX	72x19 Acrylic Perp Divider Screen, Markerboard, Fixed Left End	$427.62
SKDSA7219/1/AWH/FMI/XX/XXX	72x19 Acrylic Perp Divider Screen, Markerboard, Fixed Middle	$438.14
SKDSA7219/1/AWH/FRE/XX/XXX	72x19 Acrylic Perp Divider Screen, Markerboard, Fixed Right End	$427.62
SKDSA7219/1/AXX/FLE/XX/XXX	72x19 Acrylic Perp Divider Screen, Fixed Left End	$531.08
SKDSA7219/1/AXX/FMI/XX/XXX	72x19 Acrylic Perp Divider Screen, Fixed Middle	$541.60
SKDSA7219/1/AXX/FRE/XX/XXX	72x19 Acrylic Perp Divider Screen, Fixed Right End	$531.08

SKDSA7813/1/ACS/FLE/XX/XXX	78x13 Acrylic Perp Divider Screen, Translucent, Fixed Left End	$243.67
SKDSA7813/1/ACS/FMI/XX/XXX	78x13 Acrylic Perp Divider Screen, Translucent, Fixed Middle	$254.19
SKDSA7813/1/ACS/FRE/XX/XXX	78x13 Acrylic Perp Divider Screen, Translucent, Fixed Right End	$243.67
SKDSA7813/1/AWH/FLE/XX/XXX	78x13 Acrylic Perp Divider Screen, Markerboard, Fixed Left End	$305.63
SKDSA7813/1/AWH/FMI/XX/XXX	78x13 Acrylic Perp Divider Screen, Markerboard, Fixed Middle	$316.15
SKDSA7813/1/AWH/FRE/XX/XXX	78x13 Acrylic Perp Divider Screen, Markerboard, Fixed Right End	$305.63
SKDSA7813/1/AXX/FLE/XX/XXX	78x13 Acrylic Perp Divider Screen, Fixed Left End	$367.58
SKDSA7813/1/AXX/FMI/XX/XXX	78x13 Acrylic Perp Divider Screen, Fixed Middle	$378.10
SKDSA7813/1/AXX/FRE/XX/XXX	78x13 Acrylic Perp Divider Screen, Fixed Right End	$367.58
SKDSA7819/1/ACS/FLE/XX/XXX	78x19 Acrylic Perp Divider Screen, Translucent, Fixed Left End	$307.20
SKDSA7819/1/ACS/FMI/XX/XXX	78x19 Acrylic Perp Divider Screen, Translucent, Fixed Middle	$317.72
SKDSA7819/1/ACS/FRE/XX/XXX	78x19 Acrylic Perp Divider Screen, Translucent, Fixed Right End	$307.20
SKDSA7819/1/AWH/FLE/XX/XXX	78x19 Acrylic Perp Divider Screen, Markerboard, Fixed Left End	$438.16
SKDSA7819/1/AWH/FMI/XX/XXX	78x19 Acrylic Perp Divider Screen, Markerboard, Fixed Middle	$448.68
SKDSA7819/1/AWH/FRE/XX/XXX	78x19 Acrylic Perp Divider Screen, Markerboard, Fixed Right End	$438.16
SKDSA7819/1/AXX/FLE/XX/XXX	78x19 Acrylic Perp Divider Screen, Fixed Left End	$541.04
SKDSA7819/1/AXX/FMI/XX/XXX	78x19 Acrylic Perp Divider Screen, Fixed Middle	$551.56
SKDSA7819/1/AXX/FRE/XX/XXX	78x19 Acrylic Perp Divider Screen, Fixed Right End	$541.04

Model Number	Description	Price
SKDSAT2413/1/ACS/FFL/XX/XXX	24x13 Acrylic Divider Screen, w/Tool Rail, Translucent, Fxd LftEnd	$148.63
SKDSAT2413/1/ACS/FFM/XX/XXX	24x13 Acrylic Divider Screen, w/Tool Rail, Translucent, Fxd Middle	$157.99
SKDSAT2413/1/ACS/FFR/XX/XXX	24x13 Acrylic Divider Screen, w/Tool Rail, Translucent, Fxd RgtEnd	$148.63
SKDSAT2413/1/ACS/FLE/XX/XXX	24x13 Acrylic Divider Screen, w/Tool Rail, Translucent, Fxd LftEnd	$136.72
SKDSAT2413/1/ACS/FMI/XX/XXX	24x13 Acrylic Divider Screen, w/Tool Rail, Translucent, Fxd Middle	$141.40
SKDSAT2413/1/ACS/FRE/XX/XXX	24x13 Acrylic Divider Screen, w/Tool Rail, Translucent, Fxd RgtEnd	$136.72
SKDSAT2413/1/ACS/SLE/XX/XXX	24x13 Acrylic Divider Screen, w/Tool Rail,Translucent,SlidingLftEnd	$132.05
SKDSAT2413/1/ACS/SMI/XX/XXX	24x13 Acrylic Divider Screen, w/Tool Rail,Translucent,SlidingMiddle	$132.05
SKDSAT2413/1/ACS/SRE/XX/XXX	24x13 Acrylic Divider Screen, w/Tool Rail,Translucent,SlidingRgtEnd	$132.05
SKDSAT2413/1/AWH/FFL/XX/XXX	24x13 Acrylic Divider Scrn, w/Tool Rail, Markerboard, Fixed FS LftEn	$170.84
SKDSAT2413/1/AWH/FFM/XX/XXX	24x13 Acrylic Divider Scrn, w/Tool Rail, Markerboard, Fixed FS Middl	$180.20
SKDSAT2413/1/AWH/FFR/XX/XXX	24x13 Acrylic Divider Scrn, w/Tool Rail, Markerboard, Fixed FS RgtEn	$170.84
SKDSAT2413/1/AWH/FLE/XX/XXX	24x13 Acrylic Divider Scrn, w/Tool Rail, Markerboard, Fixed LftEnd	$158.93
SKDSAT2413/1/AWH/FMI/XX/XXX	24x13 Acrylic Divider Scrn, w/Tool Rail, Markerboard, Fixed Middle	$163.61
SKDSAT2413/1/AWH/FRE/XX/XXX	24x13 Acrylic Divider Scrn, w/Tool Rail, Markerboard, Fixed RgtEnd	$158.93
SKDSAT2413/1/AWH/SLE/XX/XXX	24x13 Acrylic Divider Scrn, w/Tool Rail, Markerboard, Sliding LftEnd	$154.26
SKDSAT2413/1/AWH/SMI/XX/XXX	24x13 Acrylic Divider Scrn, w/Tool Rail, Markerboard,SlidingMiddle	$154.26
SKDSAT2413/1/AWH/SRE/XX/XXX	24x13 Acrylic Divider Scrn, w/Tool Rail, Markerboard,SlidingRgtEnd	$154.26
SKDSAT2413/1/AXX/FFL/XX/XXX	24x13 Acrylic Divider Screen, w/Tool Rail, Fixed FS Left End	$177.05
SKDSAT2413/1/AXX/FFM/XX/XXX	24x13 Acrylic Divider Screen, w/Tool Rail, Fixed FS Middle	$186.41
SKDSAT2413/1/AXX/FFR/XX/XXX	24x13 Acrylic Divider Screen, w/Tool Rail, Fixed FS Right End	$177.05
SKDSAT2413/1/AXX/FLE/XX/XXX	24x13 Acrylic Divider Screen, w/Tool Rail, Fixed Left End	$165.14
SKDSAT2413/1/AXX/FMI/XX/XXX	24x13 Acrylic Divider Screen, w/Tool Rail, Fixed Middle	$169.82
SKDSAT2413/1/AXX/FRE/XX/XXX	24x13 Acrylic Divider Screen, w/Tool Rail, Fixed Right End	$165.14
SKDSAT2413/1/AXX/SLE/XX/XXX	24x13 Acrylic Divider Screen, w/Tool Rail, Sliding Left End	$160.47
SKDSAT2413/1/AXX/SMI/XX/XXX	24x13 Acrylic Divider Screen, w/Tool Rail, Sliding Middle	$165.14
SKDSAT2413/1/AXX/SRE/XX/XXX	24x13 Acrylic Divider Screen, w/Tool Rail, Sliding Right End	$160.47
SKDSAT2419/1/ACS/FFL/XX/XXX	24x19 Acrylic Divider Screen, w/Tool Rail, Translucent, Fxd LftEnd	$164.73
SKDSAT2419/1/ACS/FFM/XX/XXX	24x19 Acrylic Divider Screen, w/Tool Rail, Translucent, Fxd Middle	$174.09
SKDSAT2419/1/ACS/FFR/XX/XXX	24x19 Acrylic Divider Screen, w/Tool Rail, Translucent, Fxd RgtEnd	$164.73
SKDSAT2419/1/ACS/FLE/XX/XXX	24x19 Acrylic Divider Screen, w/Tool Rail, Translucent, Fxd LftEnd	$153.58
SKDSAT2419/1/ACS/FMI/XX/XXX	24x19 Acrylic Divider Screen, w/Tool Rail, Translucent, Fxd Middle	$158.26
SKDSAT2419/1/ACS/FRE/XX/XXX	24x19 Acrylic Divider Screen, w/Tool Rail, Translucent, Fxd RgtEnd	$153.58
SKDSAT2419/1/ACS/SLE/XX/XXX	24x19 Acrylic Divider Screen, w/Tool Rail,Translucent,Sliding LftEnd	$148.91
SKDSAT2419/1/ACS/SMI/XX/XXX	24x19 Acrylic Divider Screen, w/Tool Rail,Translucent,SlidingMiddle	$148.91

SKDSAT2419/1/ACS/SRE/XX/XXX	24x19 Acrylic Divider Screen, w/Tool Rail,Translucent,Sliding RgtEnd	$148.91
SKDSAT2419/1/AWH/FFL/XX/XXX	24x19 Acrylic Divider Scrn, w/Tool Rail, Markerboard, Fixed FS LftEn	$197.46
SKDSAT2419/1/AWH/FFM/XX/XXX	24x19 Acrylic Divider Scrn, w/Tool Rail, Markerboard, Fixed FS Middl	$206.82
SKDSAT2419/1/AWH/FFR/XX/XXX	24x19 Acrylic Divider Scrn, w/Tool Rail, Markerboard, Fixed FS RgtEn	$197.46
SKDSAT2419/1/AWH/FLE/XX/XXX	24x19 Acrylic Divider Scrn, w/Tool Rail, Markerboard, Fixed LftEnd	$186.31
SKDSAT2419/1/AWH/FMI/XX/XXX	24x19 Acrylic Divider Scrn, w/Tool Rail, Markerboard, Fixed Middle	$190.99
SKDSAT2419/1/AWH/FRE/XX/XXX	24x19 Acrylic Divider Scrn, w/Tool Rail, Markerboard, Fixed RgtEnd	$186.31
SKDSAT2419/1/AWH/SLE/XX/XXX	24x19 Acrylic Divider Scrn, w/Tool Rail, Markerboard, Sliding LftEnd	$181.64
SKDSAT2419/1/AWH/SMI/XX/XXX	24x19 Acrylic Divider Scrn, w/Tool Rail, Markerboard,SlidingMiddle	$181.64
SKDSAT2419/1/AWH/SRE/XX/XXX	24x19 Acrylic Divider Scrn, w/Tool Rail, Markerboard,SlidingRgtEnd	$181.64
SKDSAT2419/1/AXX/FFL/XX/XXX	24x19 Acrylic Divider Screen, w/Tool Rail, Fixed FS Left End	$201.26
SKDSAT2419/1/AXX/FFM/XX/XXX	24x19 Acrylic Divider Screen, w/Tool Rail, Fixed FS Middle	$210.62
SKDSAT2419/1/AXX/FFR/XX/XXX	24x19 Acrylic Divider Screen, w/Tool Rail, Fixed FS Right End	$201.26
SKDSAT2419/1/AXX/FLE/XX/XXX	24x19 Acrylic Divider Screen, w/Tool Rail, Fixed Left End	$190.11
SKDSAT2419/1/AXX/FMI/XX/XXX	24x19 Acrylic Divider Screen, w/Tool Rail, Fixed Middle	$194.79
SKDSAT2419/1/AXX/FRE/XX/XXX	24x19 Acrylic Divider Screen, w/Tool Rail, Fixed Right End	$190.11
SKDSAT2419/1/AXX/SLE/XX/XXX	24x19 Acrylic Divider Screen, w/Tool Rail, Sliding Left End	$185.44
SKDSAT2419/1/AXX/SMI/XX/XXX	24x19 Acrylic Divider Screen, w/Tool Rail, Sliding Middle	$185.44
SKDSAT2419/1/AXX/SRE/XX/XXX	24x19 Acrylic Divider Screen, w/Tool Rail, Sliding Right End	$185.44
SKDSAT3013/1/ACS/FFL/XX/XXX	30x13 Acrylic Divider Screen, w/Tool Rail, Translucent, Fxd LftEnd	$152.70
SKDSAT3013/1/ACS/FFM/XX/XXX	30x13 Acrylic Divider Screen, w/Tool Rail, Translucent, Fxd Middle	$162.06
SKDSAT3013/1/ACS/FFR/XX/XXX	30x13 Acrylic Divider Screen, w/Tool Rail, Translucent, Fxd RgtEnd	$152.70
SKDSAT3013/1/ACS/FLE/XX/XXX	30x13 Acrylic Divider Screen, w/Tool Rail, Translucent, Fxd LftEnd	$140.79
SKDSAT3013/1/ACS/FMI/XX/XXX	30x13 Acrylic Divider Screen, w/Tool Rail, Translucent, Fxd Middle	$145.47
SKDSAT3013/1/ACS/FRE/XX/XXX	30x13 Acrylic Divider Screen, w/Tool Rail, Translucent, Fxd RgtEnd	$140.79
SKDSAT3013/1/ACS/SLE/XX/XXX	30x13 Acrylic Divider Screen, w/Tool Rail,Translucent,SlidingLftEnd	$136.12
SKDSAT3013/1/ACS/SMI/XX/XXX	30x13 Acrylic Divider Screen, w/Tool Rail,Translucent,SlidingMiddle	$136.12
SKDSAT3013/1/ACS/SRE/XX/XXX	30x13 Acrylic Divider Screen, w/Tool Rail,Translucent,SlidingRgtEnd	$136.12
SKDSAT3013/1/AWH/FFL/XX/XXX	30x13 Acrylic Divider Scrn, w/Tool Rail, Markerboard, Fixed FS LftEn	$177.25
SKDSAT3013/1/AWH/FFM/XX/XXX	30x13 Acrylic Divider Scrn, w/Tool Rail, Markerboard, Fixed FS Middl	$186.61
SKDSAT3013/1/AWH/FFR/XX/XXX	30x13 Acrylic Divider Scrn, w/Tool Rail, Markerboard, Fixed FS RgtEn	$177.25
SKDSAT3013/1/AWH/FLE/XX/XXX	30x13 Acrylic Divider Scrn, w/Tool Rail, Markerboard, Fixed LftEnd	$165.34
SKDSAT3013/1/AWH/FMI/XX/XXX	30x13 Acrylic Divider Scrn, w/Tool Rail, Markerboard, Fixed Middle	$170.02
SKDSAT3013/1/AWH/FRE/XX/XXX	30x13 Acrylic Divider Scrn, w/Tool Rail, Markerboard, Fixed RgtEnd	$165.34
SKDSAT3013/1/AWH/SLE/XX/XXX	30x13 Acrylic Divider Scrn, w/Tool Rail, Markerboard, Sliding LftEnd	$160.67
SKDSAT3013/1/AWH/SMI/XX/XXX	30x13 Acrylic Divider Scrn, w/Tool Rail, Markerboard,SlidingMiddle	$160.67
SKDSAT3013/1/AWH/SRE/XX/XXX	30x13 Acrylic Divider Scrn, w/Tool Rail, Markerboard,SlidingRgtEnd	$160.67
SKDSAT3013/1/AXX/FFL/XX/XXX	30x13 Acrylic Divider Screen, w/Tool Rail, Fixed FS Left End	$172.36
SKDSAT3013/1/AXX/FFM/XX/XXX	30x13 Acrylic Divider Screen, w/Tool Rail, Fixed FS Middle	$181.72
SKDSAT3013/1/AXX/FFR/XX/XXX	30x13 Acrylic Divider Screen, w/Tool Rail, Fixed FS Right End	$172.36
SKDSAT3013/1/AXX/FLE/XX/XXX	30x13 Acrylic Divider Screen, w/Tool Rail, Fixed Left End	$179.15
SKDSAT3013/1/AXX/FMI/XX/XXX	30x13 Acrylic Divider Screen, w/Tool Rail, Fixed Middle	$183.83
SKDSAT3013/1/AXX/FRE/XX/XXX	30x13 Acrylic Divider Screen, w/Tool Rail, Fixed Right End	$179.15
SKDSAT3013/1/AXX/SLE/XX/XXX	30x13 Acrylic Divider Screen, w/Tool Rail, Sliding Left End	$174.48
SKDSAT3013/1/AXX/SMI/XX/XXX	30x13 Acrylic Divider Screen, w/Tool Rail, Sliding Middle	$174.48
SKDSAT3013/1/AXX/SRE/XX/XXX	30x13 Acrylic Divider Screen, w/Tool Rail, Sliding Right End	$174.48
SKDSAT3019/1/ACS/FFL/XX/XXX	30x19 Acrylic Divider Screen, w/Tool Rail, Translucent, Fxd LftEnd	$172.32
SKDSAT3019/1/ACS/FFM/XX/XXX	30x19 Acrylic Divider Screen, w/Tool Rail, Translucent, Fxd Middle	$181.68
SKDSAT3019/1/ACS/FFR/XX/XXX	30x19 Acrylic Divider Screen, w/Tool Rail, Translucent, Fxd RgtEnd	$172.32
SKDSAT3019/1/ACS/FLE/XX/XXX	30x19 Acrylic Divider Screen, w/Tool Rail, Translucent, Fxd LftEnd	$161.17
SKDSAT3019/1/ACS/FMI/XX/XXX	30x19 Acrylic Divider Screen, w/Tool Rail, Translucent, Fxd Middle	$165.85
SKDSAT3019/1/ACS/FRE/XX/XXX	30x19 Acrylic Divider Screen, w/Tool Rail, Translucent, Fxd RgtEnd	$161.17
SKDSAT3019/1/ACS/SLE/XX/XXX	30x19 Acrylic Divider Screen, w/ToolRail,Translucent,SlidingLftEnd	$156.50
SKDSAT3019/1/ACS/SMI/XX/XXX	30x19 Acrylic Divider Screen, w/ToolRail,Translucent,SlidingMiddle	$156.50
SKDSAT3019/1/ACS/SRE/XX/XXX	30x19 Acrylic Divider Screen, w/ToolRail,Translucent,SlidingRgtEnd	$156.50
SKDSAT3019/1/AWH/FFL/XX/XXX	30x19 Acrylic Divider Scrn, w/Tool Rail, Markerboard, Fixed FS LftEn	$210.90
SKDSAT3019/1/AWH/FFM/XX/XXX	30x19 Acrylic Divider Scrn, w/Tool Rail, Markerboard, Fixed FS Middl	$220.26
SKDSAT3019/1/AWH/FFR/XX/XXX	30x19 Acrylic Divider Scrn, w/Tool Rail, Markerboard, Fixed FS RgtEn	$210.90

SKDSAT3019/1/AWH/FLE/XX/XXX	30x19 Acrylic Divider Scrn, w/Tool Rail, Markerboard, Fixed LftEnd	$199.75
SKDSAT3019/1/AWH/FMI/XX/XXX	30x19 Acrylic Divider Scrn, w/Tool Rail, Markerboard, Fixed Middle	$204.43
SKDSAT3019/1/AWH/FRE/XX/XXX	30x19 Acrylic Divider Scrn, w/Tool Rail, Markerboard, Fixed RgtEnd	$199.75
SKDSAT3019/1/AWH/SLE/XX/XXX	30x19 Acrylic Divider Scrn, w/Tool Rail, Markerboard, Sliding LftEnd	$195.08
SKDSAT3019/1/AWH/SMI/XX/XXX	30x19 Acrylic Divider Scrn, w/Tool Rail, Markerboard,SlidingMiddle	$195.08
SKDSAT3019/1/AWH/SRE/XX/XXX	30x19 Acrylic Divider Scrn, w/Tool Rail, Markerboard,SlidingRgtEnd	$195.08
SKDSAT3019/1/AXX/FFL/XX/XXX	30x19 Acrylic Divider Screen, w/Tool Rail, Fixed FS Left End	$236.33
SKDSAT3019/1/AXX/FFM/XX/XXX	30x19 Acrylic Divider Screen, w/Tool Rail, Fixed FS Middle	$245.69
SKDSAT3019/1/AXX/FFR/XX/XXX	30x19 Acrylic Divider Screen, w/Tool Rail, Fixed FS Right End	$236.33
SKDSAT3019/1/AXX/FLE/XX/XXX	30x19 Acrylic Divider Screen, w/Tool Rail, Fixed Left End	$225.18
SKDSAT3019/1/AXX/FMI/XX/XXX	30x19 Acrylic Divider Screen, w/Tool Rail, Fixed Middle	$229.86
SKDSAT3019/1/AXX/FRE/XX/XXX	30x19 Acrylic Divider Screen, w/Tool Rail, Fixed Right End	$225.18
SKDSAT3019/1/AXX/SLE/XX/XXX	30x19 Acrylic Divider Screen, w/Tool Rail, Sliding Left End	$220.51
SKDSAT3019/1/AXX/SMI/XX/XXX	30x19 Acrylic Divider Screen, w/Tool Rail, Sliding Middle	$220.51
SKDSAT3019/1/AXX/SRE/XX/XXX	30x19 Acrylic Divider Screen, w/Tool Rail, Sliding Right End	$220.51
SKDSAT6013/1/ACS/FLE/XX/XXX	60x13 Acrylic Divider Screen, w/Tool Rail, Translucent, Fxd LftEnd	$232.59
SKDSAT6013/1/ACS/FMI/XX/XXX	60x13 Acrylic Divider Screen, w/Tool Rail, Translucent, Fxd Middle	$243.11
SKDSAT6013/1/ACS/FRE/XX/XXX	60x13 Acrylic Divider Screen, w/Tool Rail, Translucent, Fxd RgtEnd	$232.59
SKDSAT6013/1/AWH/FLE/XX/XXX	60x13 Acrylic Divider Scrn, w/Tool Rail, Markerboard, Fixed LftEnd	$291.04
SKDSAT6013/1/AWH/FMI/XX/XXX	60x13 Acrylic Divider Scrn, w/Tool Rail, Markerboard, Fixed Middle	$301.56
SKDSAT6013/1/AWH/FRE/XX/XXX	60x13 Acrylic Divider Scrn, w/Tool Rail, Markerboard, Fixed RgtEnd	$291.04
SKDSAT6013/1/AXX/FLE/XX/XXX	60x13 Acrylic Divider Screen, w/Tool Rail, Fixed Left End	$349.87
SKDSAT6013/1/AXX/FMI/XX/XXX	60x13 Acrylic Divider Screen, w/Tool Rail, Fixed Middle	$360.39
SKDSAT6013/1/AXX/FRE/XX/XXX	60x13 Acrylic Divider Screen, w/Tool Rail, Fixed Right End	$349.87
SKDSAT6019/1/ACS/FLE/XX/XXX	60x19 Acrylic Divider Screen, w/Tool Rail, Translucent, Fxd LftEnd	$293.89
SKDSAT6019/1/ACS/FMI/XX/XXX	60x19 Acrylic Divider Screen, w/Tool Rail, Translucent, Fxd Middle	$304.41
SKDSAT6019/1/ACS/FRE/XX/XXX	60x19 Acrylic Divider Screen, w/Tool Rail, Translucent, Fxd RgtEnd	$293.89
SKDSAT6019/1/AWH/FLE/XX/XXX	60x19 Acrylic Divider Scrn, w/Tool Rail, Markerboard, Fixed LftEnd	$417.82
SKDSAT6019/1/AWH/FMI/XX/XXX	60x19 Acrylic Divider Scrn, w/Tool Rail, Markerboard, Fixed Middle	$428.34
SKDSAT6019/1/AWH/FRE/XX/XXX	60x19 Acrylic Divider Scrn, w/Tool Rail, Markerboard, Fixed RgtEnd	$417.82
SKDSAT6019/1/AXX/FLE/XX/XXX	60x19 Acrylic Divider Screen, w/Tool Rail, Fixed Left End	$517.49
SKDSAT6019/1/AXX/FMI/XX/XXX	60x19 Acrylic Divider Screen, w/Tool Rail, Fixed Middle	$528.01
SKDSAT6019/1/AXX/FRE/XX/XXX	60x19 Acrylic Divider Screen, w/Tool Rail, Fixed Right End	$517.49
SKDSAT6613/1/ACS/FLE/XX/XXX	66x13 Acrylic Divider Screen, w/Tool Rail, Translucent, Fxd LftEnd	$241.37
SKDSAT6613/1/ACS/FMI/XX/XXX	66x13 Acrylic Divider Screen, w/Tool Rail, Translucent, Fxd Middle	$251.89
SKDSAT6613/1/ACS/FRE/XX/XXX	66x13 Acrylic Divider Screen, w/Tool Rail, Translucent, Fxd RgtEnd	$241.37
SKDSAT6613/1/AWH/FLE/XX/XXX	66x13 Acrylic Divider Scrn, w/Tool Rail, Markerboard, Fixed LftEnd	$301.00
SKDSAT6613/1/AWH/FMI/XX/XXX	66x13 Acrylic Divider Scrn, w/Tool Rail, Markerboard, Fixed Middle	$311.52
SKDSAT6613/1/AWH/FRE/XX/XXX	66x13 Acrylic Divider Scrn, w/Tool Rail, Markerboard, Fixed RgtEnd	$301.00
SKDSAT6613/1/AXX/FLE/XX/XXX	66x13 Acrylic Divider Screen, w/Tool Rail, Fixed Left End	$360.40
SKDSAT6613/1/AXX/FMI/XX/XXX	66x13 Acrylic Divider Screen, w/Tool Rail, Fixed Middle	$370.92
SKDSAT6613/1/AXX/FRE/XX/XXX	66x13 Acrylic Divider Screen, w/Tool Rail, Fixed Right End	$360.40
SKDSAT6619/1/ACS/FLE/XX/XXX	66x19 Acrylic Divider Screen, w/Tool Rail, Translucent, Fxd LftEnd	$302.66
SKDSAT6619/1/ACS/FMI/XX/XXX	66x19 Acrylic Divider Screen, w/Tool Rail, Translucent, Fxd Middle	$313.18
SKDSAT6619/1/ACS/FRE/XX/XXX	66x19 Acrylic Divider Screen, w/Tool Rail, Translucent, Fxd RgtEnd	$302.66
SKDSAT6619/1/AWH/FLE/XX/XXX	66x19 Acrylic Divider Scrn, w/Tool Rail, Markerboard, Fixed LftEnd	$427.77
SKDSAT6619/1/AWH/FMI/XX/XXX	66x19 Acrylic Divider Scrn, w/Tool Rail, Markerboard, Fixed Middle	$438.29
SKDSAT6619/1/AWH/FRE/XX/XXX	66x19 Acrylic Divider Scrn, w/Tool Rail, Markerboard, Fixed RgtEnd	$427.77
SKDSAT6619/1/AXX/FLE/XX/XXX	66x19 Acrylic Divider Screen, w/Tool Rail, Fixed Left End	$531.52
SKDSAT6619/1/AXX/FMI/XX/XXX	66x19 Acrylic Divider Screen, w/Tool Rail, Fixed Middle	$542.04
SKDSAT6619/1/AXX/FRE/XX/XXX	66x19 Acrylic Divider Screen, w/Tool Rail, Fixed Right End	$531.52
SKDSAT7213/1/ACS/FLE/XX/XXX	72x13 Acrylic Divider Screen, w/Tool Rail, Translucent, Fxd LftEnd	$247.20
SKDSAT7213/1/ACS/FMI/XX/XXX	72x13 Acrylic Divider Screen, w/Tool Rail, Translucent, Fxd Middle	$257.72
SKDSAT7213/1/ACS/FRE/XX/XXX	72x13 Acrylic Divider Screen, w/Tool Rail, Translucent, Fxd RgtEnd	$247.20
SKDSAT7213/1/AWH/FLE/XX/XXX	72x13 Acrylic Divider Scrn, w/Tool Rail, Markerboard, Fixed LftEnd	$306.83
SKDSAT7213/1/AWH/FMI/XX/XXX	72x13 Acrylic Divider Scrn, w/Tool Rail, Markerboard, Fixed Middle	$317.35
SKDSAT7213/1/AWH/FRE/XX/XXX	72x13 Acrylic Divider Scrn, w/Tool Rail, Markerboard, Fixed RgtEnd	$306.83
SKDSAT7213/1/AXX/FLE/XX/XXX	72x13 Acrylic Divider Screen, w/Tool Rail, Fixed Left End	$366.80

SKDSAT7213/1/AXX/FMI/XX/XXX	72x13 Acrylic Divider Screen, w/Tool Rail, Fixed Middle	$377.32
SKDSAT7213/1/AXX/FRE/XX/XXX	72x13 Acrylic Divider Screen, w/Tool Rail, Fixed Right End	$366.80
SKDSAT7219/1/ACS/FLE/XX/XXX	72x19 Acrylic Divider Screen, w/Tool Rail, Translucent, Fxd LftEnd	$308.50
SKDSAT7219/1/ACS/FMI/XX/XXX	72x19 Acrylic Divider Screen, w/Tool Rail, Translucent, Fxd Middle	$319.02
SKDSAT7219/1/ACS/FRE/XX/XXX	72x19 Acrylic Divider Screen, w/Tool Rail, Translucent, Fxd RgtEnd	$308.50
SKDSAT7219/1/AWH/FLE/XX/XXX	72x19 Acrylic Divider Scrn, w/Tool Rail, Markerboard, Fixed LftEnd	$434.77
SKDSAT7219/1/AWH/FMI/XX/XXX	72x19 Acrylic Divider Scrn, w/Tool Rail, Markerboard, Fixed Middle	$445.29
SKDSAT7219/1/AWH/FRE/XX/XXX	72x19 Acrylic Divider Scrn, w/Tool Rail, Markerboard, Fixed RgtEnd	$434.77
SKDSAT7219/1/AXX/FLE/XX/XXX	72x19 Acrylic Divider Screen, w/Tool Rail, Fixed Left End	$539.09
SKDSAT7219/1/AXX/FMI/XX/XXX	72x19 Acrylic Divider Screen, w/Tool Rail, Fixed Middle	$549.61
SKDSAT7219/1/AXX/FRE/XX/XXX	72x19 Acrylic Divider Screen, w/Tool Rail, Fixed Right End	$539.09
SKDSAT7813/1/ACS/FLE/XX/XXX	78x13 Acrylic Divider Screen, w/Tool Rail, Translucent, Fxd LftEnd	$264.76
SKDSAT7813/1/ACS/FMI/XX/XXX	78x13 Acrylic Divider Screen, w/Tool Rail, Translucent, Fxd Middle	$275.28
SKDSAT7813/1/ACS/FRE/XX/XXX	78x13 Acrylic Divider Screen, w/Tool Rail, Translucent, Fxd RgtEnd	$264.76
SKDSAT7813/1/AWH/FLE/XX/XXX	78x13 Acrylic Divider Scrn, w/Tool Rail, Markerboard, Fixed LftEnd	$326.72
SKDSAT7813/1/AWH/FMI/XX/XXX	78x13 Acrylic Divider Scrn, w/Tool Rail, Markerboard, Fixed Middle	$337.24
SKDSAT7813/1/AWH/FRE/XX/XXX	78x13 Acrylic Divider Scrn, w/Tool Rail, Markerboard, Fixed RgtEnd	$326.72
SKDSAT7813/1/AXX/FLE/XX/XXX	78x13 Acrylic Divider Screen, w/Tool Rail, Fixed Left End	$386.09
SKDSAT7813/1/AXX/FMI/XX/XXX	78x13 Acrylic Divider Screen, w/Tool Rail, Fixed Middle	$396.61
SKDSAT7813/1/AXX/FRE/XX/XXX	78x13 Acrylic Divider Screen, w/Tool Rail, Fixed Right End	$386.09
SKDSAT7819/1/ACS/FLE/XX/XXX	78x19 Acrylic Divider Screen, w/Tool Rail, Translucent, Fxd LftEnd	$327.22
SKDSAT7819/1/ACS/FMI/XX/XXX	78x19 Acrylic Divider Screen, w/Tool Rail, Translucent, Fxd Middle	$337.74
SKDSAT7819/1/ACS/FRE/XX/XXX	78x19 Acrylic Divider Screen, w/Tool Rail, Translucent, Fxd RgtEnd	$327.22
SKDSAT7819/1/AWH/FLE/XX/XXX	78x19 Acrylic Divider Scrn, w/Tool Rail, Markerboard, Fixed LftEnd	$454.65
SKDSAT7819/1/AWH/FMI/XX/XXX	78x19 Acrylic Divider Scrn, w/Tool Rail, Markerboard, Fixed Middle	$465.17
SKDSAT7819/1/AWH/FRE/XX/XXX	78x19 Acrylic Divider Scrn, w/Tool Rail, Markerboard, Fixed RgtEnd	$454.65
SKDSAT7819/1/AXX/FLE/XX/XXX	78x19 Acrylic Divider Screen, w/Tool Rail, Fixed Left End	$557.23
SKDSAT7819/1/AXX/FMI/XX/XXX	78x19 Acrylic Divider Screen, w/Tool Rail, Fixed Middle	$567.75
SKDSAT7819/1/AXX/FRE/XX/XXX	78x19 Acrylic Divider Screen, w/Tool Rail, Fixed Right End	$557.23

ACCESSORIES

STEEL MODESTY PANELS

KD1/CZBMP	***Steel Modesty Panel - KD1***
24	***Size***
XX	***Paint Color***
FAMILY NAME:	***CZMP***

Model Number	Description	Price
KD1/CZBMP24/XX	24" Steel Modesty Panel	$58.51
KD1/CZBMP30/XX	30" Steel Modesty Panel	$64.35
KD1/CZBMP36/XX	36" Steel Modesty Panel	$72.54
KD1/CZBMP42/XX	42" Steel Modesty Panel	$79.56
KD1/CZBMP48/XX	48" Steel Modesty Panel	$91.27
KD1/CZBMP54/XX	54" Steel Modesty Panel	$98.28
KD1/CZBMP60/XX	60" Steel Modesty Panel	$108.83
KD1/CZBMP64/XX	64" Steel Modesty Panel	$117.02
KD1/CZBMP66/XX	66" Steel Modesty Panel	$119.36
KD1/CZBMP72/XX	72" Steel Modesty Panel	$122.86
KD1/CZBMP78/XX	78" Steel Modesty Panel	$127.54
KD1/CZBMP84/XX	84" Steel Modesty Panel	$131.05
KD1/CZBMP90/XX	90" Steel Modesty Panel	$134.56
KD1/CZBMP96/XX	96" Steel Modesty Panel	$138.06

CABLE TRAY ASSEMBLIES

CZBCT ***Cable Tray Assembly***
36 ***Size***
XX ***Paint Color***
FAMILY NAME: ***CZBC***

Model Number	Description	Price
CZBCT36/XX	36" Cable Tray Assembly	$61.96
CZBCT42/XX	42" Cable Tray Assembly	$67.82
CZBCT48/XX	48" Cable Tray Assembly	$73.66
CZBCT54/XX	54" Cable Tray Assembly	$75.99
CZBCT60/XX	60" Cable Tray Assembly	$77.17
CZBCT64/XX	64" Cable Tray Assembly	$79.51
CZBCT66/XX	66" Cable Tray Assembly	$84.18
CZBCT72/XX	72" Cable Tray Assembly	$91.20
CZBCT78/XX	78" Cable Tray Assembly	$122.77
CZBCT84/XX	84" Cable Tray Assembly	$129.79
CZBCT90/XX	90" Cable Tray Assembly	$136.79
CZBCT96/XX	96" Cable Tray Assembly	$146.15

DUAL ADDER LEG CABLE RISER

CZBDACR ***Dual Adder Leg Cable Riser***
XX ***Color***

Model Number	Description	Price
CZBDACR/XX	Dual Adder Leg Cable Riser	$75.99

PAPER MANAGEMENT

XX ***Color***

Model Number	Description	Price
CZBPMB/XX	Connection Zone Box	$10.52
CZBPMC/XX	Connection Zone Cell Phone Holder	$9.35
CZBPML/XX	Connection Zone Letter Size Paper Tray	$18.71
CZBPMN/XX	Connection Zone Name Plate Holder	$11.70
CZBPMP/XX	Connection Zone Pencil Tray	$10.52

WIRE ACCESS COVERS

CZBCWAC ***Wire Access Covers for Single-Sided 42" High Applications***
CZBWAC ***Wire Access Covers for Single-Sided 29" High Applications***
XX ***Paint Color***

Model Number	Description	Price
CZBCWAC48/XX	48" Wire Access Cover for Single-Sided 42" High Applications	$38.58
CZBCWAC54/XX	54" Wire Access Cover for Single-Sided 42" High Applications	$39.75
CZBCWAC60/XX	60" Wire Access Cover for Single-Sided 42" High Applications	$46.77
CZBCWAC64/XX	64" Wire Access Cover for Single-Sided 42" High Applications	$51.45
CZBCWAC66/XX	66" Wire Access Cover for Single-Sided 42" High Applications	$52.61
CZBCWAC72/XX	72" Wire Access Cover for Single-Sided 42" High Applications	$56.13
CZBCWAC78/XX	78" Wire Access Cover for Single-Sided 42" High Applications	$58.47
CZBCWAC84/XX	84" Wire Access Cover for Single-Sided 42" High Applications	$63.15
CZBCWAC90/XX	90" Wire Access Cover for Single-Sided 42" High Applications	$65.48
CZBCWAC96/XX	96" Wire Access Cover for Single-Sided 42" High Applications	$66.64
CZBWAC36/XX	36" Wire Access Cover for Single-Sided 29" High Applications	$30.40
CZBWAC42/XX	42" Wire Access Cover for Single-Sided 29" High Applications	$35.08
CZBWAC48/XX	48" Wire Access Cover for Single-Sided 29" High Applications	$36.25
CZBWAC54/XX	54" Wire Access Cover for Single-Sided 29" High Applications	$37.41
CZBWAC60/XX	60" Wire Access Cover for Single-Sided 29" High Applications	$38.58
CZBWAC64/XX	64" Wire Access Cover for Single-Sided 29" High Applications	$50.28

CZBWAC66/XX	66" Wire Access Cover for Single-Sided 29" High Applications	$51.45
CZBWAC72/XX	72" Wire Access Cover for Single-Sided 29" High Applications	$52.61
CZBWAC78/XX	78" Wire Access Cover for Single-Sided 29" High Applications	$57.29
CZBWAC84/XX	84" Wire Access Cover for Single-Sided 29" High Applications	$61.96
CZBWAC90/XX	90" Wire Access Cover for Single-Sided 29" High Applications	$63.15
CZBWAC96/XX	96" Wire Access Cover for Single-Sided 29" High Applications	$64.31

CREDENZAS

Model Number	Description	Price
KD10/CZSCS60120BBO/XXX/XX/XXX	60x18x18 Box/Box/Open Steel Front Credenza	$603.85
KD10/CZSCS60120FO/XXX/XX/XXX	60x18x18 Lateral/Open Steel Front Credenza	$574.09
KD10/CZSCS60120OBB/XXX/XX/XXX	60x18x18 Open/Box/Box Steel Front Credenza	$603.85
KD10/CZSCS60120OF/XXX/XX/XXX	60x18x18 Open/Lateral Steel Front Credenza	$574.09
KD10/CZSCS60150OPF/XXX/XX/XXX	60x18x21 Open/Pencil/Lateral Steel Front Credenza	$677.92
KD10/CZSCS60150PFO/XXX/XX/XXX	60x18x21 Pencil/Lateral/Open Steel Front Credenza	$677.92
KD10/CZSCS60180BFO/XXX/XX/XXX	60x18x24 Box/Lateral/Open Steel Front Credenza	$664.77
KD10/CZSCS60180OBF/XXX/XX/XXX	60x18x24 Open/Box/Lateral Steel Front Credenza	$664.77
KD10/CZSCS72120BBO/XXX/XX/XXX	72x18x18 Box/Box/Open Steel Front Credenza	$640.57
KD10/CZSCS72120FO/XXX/XX/XXX	72x18x18 Lateral/Open Steel Front Credenza	$638.02
KD10/CZSCS72120OBB/XXX/XX/XXX	72x18x18 Open/Box/Box Steel Front Credenza	$640.57
KD10/CZSCS72120OF/XXX/XX/XXX	72x18x18 Open/Lateral Steel Front Credenza	$638.02
KD10/CZSCS72150OPF/XXX/XX/XXX	72x18x21 Open/Pencil/Lateral Steel Front Credenza	$698.54
KD10/CZSCS72150PFO/XXX/XX/XXX	72x18x21 Pencil/Lateral/Open Steel Front Credenza	$698.54
KD10/CZSCS72180BFO/XXX/XX/XXX	72x18x24 Box/Lateral/Open Steel Front Credenza	$695.35
KD10/CZSCS72180OBF/XXX/XX/XXX	72x18x24 Open/Box/Lateral Steel Front Credenza	$695.35

Model Number	Description	Price
SKSCL60120BBO/XX/XXX/XXX	60x18x18 Box/Box/Open Laminate Front Credenza	$878.07
SKSCL60120FO/XX/XX/XXX/XXX	60x18x18 Lateral/Open Laminate Front Credenza	$717.90
SKSCL60120OBB/XX/XXX/XXX	60x18x18 Open/Box/Box Laminate Front Credenza	$878.07
SKSCL60120OF/XX/XX/XXX/XXX	60x18x18 Open/Lateral Laminate Front Credenza	$717.90
SKSCL60150OPF/XX/XX/XXX/XXX	60x18x21 Open/Pencil/Lateral Laminate Front Credenza	$878.07
SKSCL60150PFO/XX/XX/XXX/XXX	60x18x21 Pencil/Lateral/Open Laminate Front Credenza	$878.07
SKSCL60180BFO/XX/XX/XXX/XXX	60x18x24 Box/Lateral/Open Laminate Front Credenza	$908.46
SKSCL60180OBF/XX/XX/XXX/XXX	60x18x24 Open/Box/Lateral Laminate Front Credenza	$908.46
SKSCL72120BBO/XX/XXX/XXX	72x18x18 Box/Box/Open Laminate Front Credenza	$908.46
SKSCL72120FO/XX/XX/XXX/XXX	72x18x18 Lateral/Open Laminate Front Credenza	$738.94
SKSCL72120OBB/XX/XXX/XXX	72x18x18 Open/Box/Box Laminate Front Credenza	$908.46
SKSCL72120OF/XX/XX/XXX/XXX	72x18x18 Open/Lateral Laminate Front Credenza	$738.94
SKSCL72150OPF/XX/XX/XXX/XXX	72x18x21 Open/Pencil/Lateral Laminate Front Credenza	$906.13
SKSCL72150PFO/XX/XX/XXX/XXX	72x18x21 Pencil/Lateral/Open Laminate Front Credenza	$906.13
SKSCL72180BFO/XX/XX/XXX/XXX	72x18x24 Box/Lateral/Open Laminate Front Credenza	$937.70
SKSCL72180OBF/XX/XX/XXX/XXX	72x18x24 Open/Box/Lateral Laminate Front Credenza	$937.70
SKSCS60120BBO/XX/XXX/XXX	60x18x18 Box/Box/Open Steel Front Credenza	$937.70
SKSCS60120FO/XX/XX/XXX/XXX	60x18x18 Lateral/Open Steel Front Credenza	$655.92
SKSCS60120OBB/XX/XXX/XXX	60x18x18 Open/Box/Box Steel Front Credenza	$769.34
SKSCS60120OF/XX/XX/XXX/XXX	60x18x18 Open/Lateral Steel Front Credenza	$655.92
SKSCS60150OPF/XX/XX/XXX/XXX	60x18x21 Open/Pencil/Lateral Steel Front Credenza	$762.32
SKSCS60150PFO/XX/XX/XXX/XXX	60x18x21 Pencil/Lateral/Open Steel Front Credenza	$762.32
SKSCS60180BFO/XX/XX/XXX/XXX	60x18x24 Box/Lateral/Open Steel Front Credenza	$792.73
SKSCS60180OBF/XX/XX/XXX/XXX	60x18x24 Open/Box/Lateral Steel Front Credenza	$792.73

SKSCS72120BBO/XX/XXX/XXX	72x18x18 Box/Box/Open Steel Front Credenza	$799.74
SKSCS72120FO/XX/XX/XXX/XXX	72x18x18 Lateral/Open Steel Front Credenza	$676.97
SKSCS72120OBB/XX/XXX/XXX	72x18x18 Open/Box/Box Steel Front Credenza	$799.74
SKSCS72120OF/XX/XX/XXX/XXX	72x18x18 Open/Lateral Steel Front Credenza	$676.97
SKSCS72150OPF/XX/XX/XXX/XXX	72x18x21 Open/Pencil/Lateral Steel Front Credenza	$797.41
SKSCS72150PFO/XX/XX/XXX/XXX	72x18x21 Pencil/Lateral/Open Steel Front Credenza	$797.41
SKSCS72180BFO/XX/XX/XXX/XXX	72x18x24 Box/Lateral/Open Steel Front Credenza	$828.96
SKSCS72180OBF/XX/XX/.XXX/XXX	72x18x24 Open/Box/Lateral Steel Front Credenza	$828.96

LOCKERS

Model Number	Description	Price
SKSLKSTD3030/CLCK/XX/XXX	30"W 2X2 Personal Locker,Combo Lock	$689.83
SKSLKSTD3030/DLCK/XX/XXX	30"W 2X2 Personal Locker,Digital Lock	$1,005.52
SKSLKSTD3030/PLCK/XX/XXX	30"W 2X2 Personal Locker,Padlock	$496.91
SKSLKSTD3030/SLCK/XX/XXX/CZP	30"W 2X2 Personal Locker,Std Lock,SL Pull	$520.29
SKSLKSTD3045/CLCK/XX/XXX	30"W 2X3 Personal Locker,Combo Lock	$970.44
SKSLKSTD3045/DLCK/XX/XXX	30"W 2X3 Personal Locker,Digital Lock	$1,449.81
SKSLKSTD3045/PLCK/XX/XXX	30"W 2X3 Personal Locker,Padlock	$689.83
SKSLKSTD3045/SLCK/XX/XXX/CZP	30"W 2X3 Personal Locker,Std Lock,SL Pull	$724.91
SKSLKSTD3060/CLCK/XX/XXX	30"W 2X4 Personal Locker,Combo Lock	$1,239.35
SKSLKSTD3060/DLCK/XX/XXX	30"W 2X4 Personal Locker,Digital Lock	$1,882.42
SKSLKSTD3060/PLCK/XX/XXX	30"W 2X4 Personal Locker,Padlock	$865.21
SKSLKSTD3060/SLCK/XX/XXX/CZP	30"W 2X4 Personal Locker,Std Lock,SL Pull	$923.68
SKSLKSTD3630/CLCK/XX/XXX	36"W 2X2 Personal Locker,Combo Lock	$701.53
SKSLKSTD3630/DLCK/XX/XXX	36"W 2X2 Personal Locker,Digital Lock	$1,028.90
SKSLKSTD3630/PLCK/XX/XXX	36"W 2X2 Personal Locker,Padlock	$514.45
SKSLKSTD3630/SLCK/XX/XXX/CZP	36"W 2X2 Personal Locker,Std Lock,SL Pull	$537.84
SKSLKSTD3645/CLCK/XX/XXX	36"W 2X3 Personal Locker,Combo Lock	$993.83
SKSLKSTD3645/DLCK/XX/XXX	36"W 2X3 Personal Locker,Digital Lock	$1,473.20
SKSLKSTD3645/PLCK/XX/XXX	36"W 2X3 Personal Locker,Padlock	$701.53
SKSLKSTD3645/SLCK/XX/XXX/CZP	36"W 2X3 Personal Locker,Std Lock,SL Pull	$754.14
SKSLKSTD3660/CLCK/XX/XXX	36"W 2X4 Personal Locker,Combo Lock	$1,262.74
SKSLKSTD3660/DLCK/XX/XXX	36"W 2X4 Personal Locker,Digital Lock	$1,905.80
SKSLKSTD3660/PLCK/XX/XXX	36"W 2X4 Personal Locker,Padlock	$876.90
SKSLKSTD3660/SLCK/XX/XXX/CZP	36"W 2X4 Personal Locker,Std Lock,SL Pull	$952.90

Model Number	Description	Price
CZLK30FS/XX	30" Large Locker Fixed Shelf	$27.12
CZLK36FS/XX	36" Large Locker Fixed Shelf	$29.63

Model Number	Description	Price
SKSLKSTDD3030/CLCK/XX/XXX	30"W 2X2 Locker w/ Btm Drawers,Combo Lock	$876.90
SKSLKSTDD3030/DLCK/XX/XXX	30"W 2X2 Locker w/ Btm Drawers,Digital Lock	$1,198.43
SKSLKSTDD3030/PLCK/XX/XXX	30"W 2X2 Locker w/ Btm Drawers,Padlock	$678.13
SKSLKSTDD3030/SLCK/XX/XXX/CZP	30"W 2X2 Locker w/ Btm Drawers,Std Lock,SL Pull	$672.30
SKSLKSTDD3045/CLCK/XX/XXX	30"W 2X3 Locker w/ Btm Drawers,Combo Lock	$1,163.36
SKSLKSTDD3045/DLCK/XX/XXX	30"W 2X3 Locker w/ Btm Drawers,Digital Lock	$1,636.89
SKSLKSTDD3045/PLCK/XX/XXX	30"W 2X3 Locker w/ Btm Drawers,Padlock	$871.05

SKSLKSTDD3045/SLCK/XX/XXX/CZP	30"W 2X3 Locker w/ Btm Drawers,Std Lock,SL Pull	$876.90
SKSLKSTDD3060/CLCK/XX/XXX	30"W 2X4 Locker w/ Btm Drawers,Combo Lock	$1,397.19
SKSLKSTDD3060/DLCK/XX/XXX	30"W 2X4 Locker w/ Btm Drawers,Digital Lock	$2,046.11
SKSLKSTDD3060/PLCK/XX/XXX	30"W 2X4 Locker w/ Btm Drawers,Padlock	$1,005.52
SKSLKSTDD3060/SLCK/XX/XXX/CZP	30"W 2X4 Locker w/ Btm Drawers,Std Lock,SL Pull	$1,034.75
SKSLKSTDD3630/CLCK/XX/XXX	36"W 2X2 Locker w/ Btm Drawers,Combo Lock	$900.29
SKSLKSTDD3630/DLCK/XX/XXX	36"W 2X2 Locker w/ Btm Drawers,Digital Lock	$1,204.28
SKSLKSTDD3630/PLCK/XX/XXX	36"W 2X2 Locker w/ Btm Drawers,Padlock	$701.53
SKSLKSTDD3630/SLCK/XX/XXX/CZP	36"W 2X2 Locker w/ Btm Drawers,Std Lock,SL Pull	$695.68
SKSLKSTDD3645/CLCK/XX/XXX	36"W 2X3 Locker w/ Btm Drawers,Combo Lock	$1,192.59
SKSLKSTDD3645/DLCK/XX/XXX	36"W 2X3 Locker w/ Btm Drawers,Digital Lock	$1,677.80
SKSLKSTDD3645/PLCK/XX/XXX	36"W 2X3 Locker w/ Btm Drawers,Padlock	$888.60
SKSLKSTDD3645/SLCK/XX/XXX/CZP	36"W 2X3 Locker w/ Btm Drawers,Std Lock,SL Pull	$911.98
SKSLKSTDD3660/CLCK/XX/XXX	36"W 2X4 Locker w/ Btm Drawers,Combo Lock	$1,426.42
SKSLKSTDD3660/DLCK/XX/XXX	36"W 2X4 Locker w/ Btm Drawers,Digital Lock	$2,069.49
SKSLKSTDD3660/PLCK/XX/XXX	36"W 2X4 Locker w/ Btm Drawers,Padlock	$1,028.90
SKSLKSTDD3660/SLCK/XX/XXX/CZP	36"W 2X4 Locker w/ Btm Drawers,Std Lock,SL Pull	$1,063.97

Model Number	Description	Price
SKSLKLRG3030/CLCK/XX/XXX	30"W 2X1 Large Personal Locker,Combo Lock	$491.06
SKSLKLRG3030/DLCK/XX/XXX	30"W 2X1 Large Personal Locker,Digital Lock	$654.75
SKSLKLRG3030/PLCK/XX/XXX	30"W 2X1 Large Personal Locker,Padlock	$397.53
SKSLKLRG3030/SLCK/XX/XXX/CZP	30"W 2X1 Large Personal Locker,Std Lock,SL Pull	$403.37
SKSLKLRG3060/CLCK/XX/XXX	30"W 2X2 Large Personal Locker,Combo Lock	$835.98
SKSLKLRG3060/DLCK/XX/XXX	30"W 2X2 Large Personal Locker,Digital Lock	$1,163.36
SKSLKLRG3060/PLCK/XX/XXX	30"W 2X2 Large Personal Locker,Padlock	$643.07
SKSLKLRG3060/SLCK/XX/XXX/CZP	30"W 2X2 Large Personal Locker,Std Lock,SL Pull	$678.13
SKSLKLRG3630/CLCK/XX/XXX	36"W 2X1 Large Personal Locker,Combo Lock	$496.91
SKSLKLRG3630/DLCK/XX/XXX	36"W 2X1 Large Personal Locker,Digital Lock	$660.60
SKSLKLRG3630/PLCK/XX/XXX	36"W 2X1 Large Personal Locker,Padlock	$403.37
SKSLKLRG3630/SLCK/XX/XXX/CZP	36"W 2X1 Large Personal Locker,Std Lock,SL Pull	$409.22
SKSLKLRG3660/CLCK/XX/XXX	36"W 2X2 Large Personal Locker,Combo Lock	$847.67
SKSLKLRG3660/DLCK/XX/XXX	36"W 2X2 Large Personal Locker,Digital Lock	$1,169.21
SKSLKLRG3660/PLCK/XX/XXX	36"W 2X2 Large Personal Locker,Padlock	$654.75
SKSLKLRG3660/SLCK/XX/XXX/CZP	36"W 2X2 Large Personal Locker,Std Lock,SL Pull	$689.83

MOBILE SCREENS

Model Number	Description	Price
CZMSAP3672/XXXX/XXXX	36x72 Printed Acrylic Mobile Screen	$2,188.74
CZMSAP4272/XXXX/XXXX	42x72 Printed Acrylic Mobile Screen	$2,220.31
CZMSAP4280/XXXX/XXXX	42x80 Printed Acrylic Mobile Screen	$2,267.09

Model Number	Description	Price
CZMSAS3672/XXXX/XXXX	36x72 Unprinted Acrylic Mobile Screen	$1,949.06
CZMSAS4272/XXXX/XXXX	42x72 Unprinted Acrylic Mobile Screen	$1,984.13
CZMSAS4280/XXXX/XXXX	42x80 Unprinted Acrylic Mobile Screen	$2,034.41

Model Number	Description	Price
CZMSBB2424/XXXX	24x24 Magnetic Tackable Fabric Bulletin Board	$198.77
CZMSBB3624/XXXX	36x24 Magnetic Tackable Fabric Bulletin Board	$210.45
CZMSBB4224/XXXX	42x24 Magnetic Tackable Fabric Bulletin Board	$211.63
CZMSBR246/XXXX	24x6 Magnetic Tackable Fabric Bulletin Rail	$95.88
CZMSBR366/XXXX	36x6 Magnetic Tackable Fabric Bulletin Rail	$104.06
CZMSBR426/XXXX	42x6 Magnetic Tackable Fabric Bulletin Rail	$108.74
CZMSL36/XXXX	36" Attachable Ledge Tray	$17.54
CZMSL42/XXXX	42" Attachable Ledge Tray	$18.71

Model Number	Description	Price
CZMSDS3672/XXXX	36x72 Dry Erase Steel Surface Mobile Screen	$1,431.10
CZMSDS4272/XXXX	42x72 Dry Erase Steel Surface Mobile Screen	$1,472.02
CZMSDS4280/XXXX	42x80 Dry Erase Steel Surface Mobile Screen	$1,526.98

Model Number	Description	Price
CZMSTF3672/XXXX/XXXX/XXXX	36x72 Tackable Fabric Tile Surface-2 Sides	$1,479.03
CZMSTF4272/XXXX/XXXX/XXXX	42x72 Tackable Fabric Tile Surface-2 Sides	$1,526.98
CZMSTF4280/XXXX/XXXX/XXXX	42x80 Tackable Fabric Tile Surface-2 Sides	$1,580.76

Model Number	Description	Price
CZMSFS3672/XXXX/XXXX/XXXX	36x72 Tackable Fabric-Side 1,Dry Erase Steel-Side 2	$1,470.86
CZMSFS4272/XXXX/XXXX/XXXX	42x72 Tackable Fabric-Side 1,Dry Erase Steel-Side 2	$1,516.45
CZMSFS4280/XXXX/XXXX/XXXX	42x80 Tackable Fabric-Side 1,Dry Erase Steel-Side 2	$1,569.08
CZMSSF3672/XXXX/XXXX/XXXX	36x72 Dry Erase Steel-Side 1, Tackable Fabric-Side 2	$1,470.86
CZMSSF4272/XXXX/XXXX/XXXX	42x72 Dry Erase Steel-Side 1, Tackable Fabric-Side 2	$1,516.45
CZMSSF4280/XXXX/XXXX/XXXX	42x80 Dry Erase Steel-Side 1, Tackable Fabric-Side 2	$1,569.08

PRIVACY BOOTH

Model Number	Description	Price
CZPBHOUR2667/XXXX	Connection Zone Privacy Booth	$1,519.96

PEDESTALS

Model Number	Description	Price
SKPDL20MBF/XX/XXX/KS/CZP	20" Laminate Front Mobile Box/File Pedestal	$233.85
SKPDL24MBF/XX/XXX/KS/CZP	24" Laminate Front Mobile Box/File Pedestal	$245.54
SKPDL30MBF/XX/XXX/KS/CZP	30" Laminate Front Mobile Box/File Pedestal	$257.23

SKPDS20MBF/XX/XX/KS/CZP	20" Steel Front Mobile Box/File Pedestal	$146.15
SKPDS24MBF/XX/XX/KS/CZP	24" Steel Front Mobile Box/File Pedestal	$157.84
SKPDS30MBF/XX/XX/KS/CZP	30" Steel Front Mobile Box/File Pedestal	$169.53

STORAGE CUBBIES

Model Number	Description	Price
SKBMSUSD36/XX/FXX/M	36" Steel Storage Cubby - Sliding Door - M Series Key	$461.83
SKBMSUSD36/XX/FXX/NLC	36" Steel Storage Cubby - Sliding Door - No Lock Core	$455.99
SKBMSUSD42/XX/FXX/M	42" Steel Storage Cubby - Sliding Door - M Series Key	$485.22
SKBMSUSD42/XX/FXX/NLC	42" Steel Storage Cubby - Sliding Door - No Lock Core	$479.38
SKBMSUSD48/XX/FXX/M	48" Steel Storage Cubby - Sliding Door - M Series Key	$502.76
SKBMSUSD48/XX/FXX/NLC	48" Steel Storage Cubby - Sliding Door - No Lock Core	$496.91
SKBMSUSD54/XX/FXX/M	54" Steel Storage Cubby - Sliding Door - M Series Key	$526.15
SKBMSUSD54/XX/FXX/NLC	54" Steel Storage Cubby - Sliding Door - No Lock Core	$520.29
SKBMSUSD60/XX/FXX/M	60" Steel Storage Cubby - Sliding Door - M Series Key	$590.45
SKBMSUSD60/XX/FXX/NLC	60" Steel Storage Cubby - Sliding Door - No Lock Core	$584.60
SKBMSUSD72/XX/FXX/M	72" Steel Storage Cubby - Sliding Door - M Series Key	$637.21
SKBMSUSD72/XX/FXX/NLC	72" Steel Storage Cubby - Sliding Door - No Lock Core	$631.37

Model Number	Description	Price
CZBLSU36/XX/LXX/EXX	36" Laminate Storage Cubby w/Steel Partition - Open	$385.84
CZBLSU42/XX/LXX/EXX	42" Laminate Storage Cubby w/Steel Partition - Open	$409.22
CZBLSU48/XX/LXX/EXX	48" Laminate Storage Cubby w/Steel Partition - Open	$420.92
CZBLSU54/XX/LXX/EXX	54" Laminate Storage Cubby w/Steel Partition - Open	$461.83
CZBLSU60/XX/LXX/EXX	60" Laminate Storage Cubby w/Steel Partition - Open	$472.36
CZBLSU72/XX/LXX/EXX	72" Laminate Storage Cubby w/Steel Partition - Open	$558.88

WORKSURFACES - CAFÉ HEIGHT (NO WOOD)

Model Number	Description	Price
SKBCWR24481MP/C/GXX/XX	24x48 Unpwrd, Sngl-Sided Café Wksf, W/ Mdsty, Cntr Grmt, HDW O	$119.15
SKBCWR24481MP/N/XX	24x48 Unpwrd, Sngl-Sided Café Wksf, W/ Mdsty, No Grmt, HDW ON	$116.49
SKBCWR24541MP/C/GXX/XX	24x54 Unpwrd, Sngl-Sided Café Wksf, W/ Mdsty, Cntr Grmt, HDW O	$125.00
SKBCWR24541MP/N/XX	24x54 Unpwrd, Sngl-Sided Café Wksf, W/ Mdsty, No Grmt, HDW ON	$122.34
SKBCWR24601MP/C/GXX/XX	24x60 Unpwrd, Sngl-Sided Café Wksf, W/ Mdsty, Cntr Grmt, HDW O	$149.57
SKBCWR24601MP/L/GXX/XX	24x60 Unpwrd, Sngl-Sided Café Wksf, W/ Mdsty, LH Grmt, HDW ON	$149.57
SKBCWR24601MP/LR/GXX/XX	24x60 Unpwrd, Sngl-Sided Café Wksf, W/ Mdsty, LH&RH Grmt, HDW	$152.23
SKBCWR24601MP/N/XX	24x60 Unpwrd, Sngl-Sided Café Wksf, W/ Mdsty, No Grmt, HDW ON	$146.91
SKBCWR24601MP/R/GXX/XX	24x60 Unpwrd, Sngl-Sided Café Wksf, W/ Mdsty, RH Grmt, HDW ON	$149.57
SKBCWR24641MP/C/GXX/XX	24x64 Unpwrd, Sngl-Sided Café Wksf, W/ Mdsty, Cntr Grmt, HDW O	$157.75
SKBCWR24641MP/L/GXX/XX	24x64 Unpwrd, Sngl-Sided Café Wksf, W/ Mdsty, LH Grmt, HDW ON	$157.75
SKBCWR24641MP/LR/GXX/XX	24x64 Unpwrd, Sngl-Sided Café Wksf, W/ Mdsty, LH&RH Grmt, HDW	$160.41
SKBCWR24641MP/N/XX	24x64 Unpwrd, Sngl-Sided Café Wksf, W/ Mdsty, No Grmt, HDW ON	$155.09
SKBCWR24641MP/R/GXX/XX	24x64 Unpwrd, Sngl-Sided Café Wksf, W/ Mdsty, RH Grmt, HDW ON	$157.75
SKBCWR24661MP/C/GXX/XX	24x66 Unpwrd, Sngl-Sided Café Wksf, W/ Mdsty, Cntr Grmt, HDW O	$163.60
SKBCWR24661MP/L/GXX/XX	24x66 Unpwrd, Sngl-Sided Café Wksf, W/ Mdsty, LH Grmt, HDW ON	$163.60
SKBCWR24661MP/LR/GXX/XX	24x66 Unpwrd, Sngl-Sided Café Wksf, W/ Mdsty, LH&RH Grmt, HDW	$166.26
SKBCWR24661MP/N/XX	24x66 Unpwrd, Sngl-Sided Café Wksf, W/ Mdsty, No Grmt, HDW ON	$160.94

SKBCWR24661MP/R/GXX/XX	24x66 Unpwrd, Sngl-Sided Café Wksf, W/ Mdsty, RH Grmt, HDW ON	$163.60
SKBCWR24721MP/C/GXX/XX	24x72 Unpwrd, Sngl-Sided Café Wksf, W/ Mdsty, Cntr Grmt, HDW O	$169.45
SKBCWR24721MP/L/GXX/XX	24x72 Unpwrd, Sngl-Sided Café Wksf, W/ Mdsty, LH Grmt, HDW ON	$169.45
SKBCWR24721MP/LR/GXX/XX	24x72 Unpwrd, Sngl-Sided Café Wksf, W/ Mdsty, LH&RH Grmt, HDW	$172.11
SKBCWR24721MP/N/XX	24x72 Unpwrd, Sngl-Sided Café Wksf, W/ Mdsty, No Grmt, HDW ON	$166.79
SKBCWR24721MP/R/GXX/XX	24x72 Unpwrd, Sngl-Sided Café Wksf, W/ Mdsty, RH Grmt, HDW ON	$169.45
SKBCWR24781MP/C/GXX/XX	24x78 Unpwrd, Sngl-Sided Café Wksf, W/ Mdsty, Cntr Grmt, HDW O	$175.29
SKBCWR24781MP/L/GXX/XX	24x78 Unpwrd, Sngl-Sided Café Wksf, W/ Mdsty, LH Grmt, HDW ON	$175.29
SKBCWR24781MP/LR/GXX/XX	24x78 Unpwrd, Sngl-Sided Café Wksf, W/ Mdsty, LH&RH Grmt, HDW	$177.95
SKBCWR24781MP/N/XX	24x78 Unpwrd, Sngl-Sided Café Wksf, W/ Mdsty, No Grmt, HDW ON	$172.63
SKBCWR24781MP/R/GXX/XX	24x78 Unpwrd, Sngl-Sided Café Wksf, W/ Mdsty, RH Grmt, HDW ON	$175.29
SKBCWR24841MP/C/GXX/XX	24x84 Unpwrd, Sngl-Sided Café Wksf, W/ Mdsty, Cntr Grmt, HDW O	$181.15
SKBCWR24841MP/L/GXX/XX	24x84 Unpwrd, Sngl-Sided Café Wksf, W/ Mdsty, LH Grmt, HDW ON	$181.15
SKBCWR24841MP/LR/GXX/XX	24x84 Unpwrd, Sngl-Sided Café Wksf, W/ Mdsty, LH&RH Grmt, HDW	$183.81
SKBCWR24841MP/N/XX	24x84 Unpwrd, Sngl-Sided Café Wksf, W/ Mdsty, No Grmt, HDW ON	$178.49
SKBCWR24841MP/R/GXX/XX	24x84 Unpwrd, Sngl-Sided Café Wksf, W/ Mdsty, RH Grmt, HDW ON	$181.15
SKBCWR24901MP/C/GXX/XX	24x90 Unpwrd, Sngl-Sided Café Wksf, W/ Mdsty, Cntr Grmt, HDW O	$192.83
SKBCWR24901MP/L/GXX/XX	24x90 Unpwrd, Sngl-Sided Café Wksf, W/ Mdsty, LH Grmt, HDW ON	$192.83
SKBCWR24901MP/LCR/GXX/XX	24x90 Unpwrd, Sngl-Sided Café Wksf, W/ Mdsty, LH,Cntr&RH Grmt,	$198.15
SKBCWR24901MP/LR/GXX/XX	24x90 Unpwrd, Sngl-Sided Café Wksf, W/ Mdsty, LH&RH Grmt, HDW	$195.49
SKBCWR24901MP/N/XX	24x90 Unpwrd, Sngl-Sided Café Wksf, W/ Mdsty, No Grmt, HDW ON	$190.17
SKBCWR24901MP/R/GXX/XX	24x90 Unpwrd, Sngl-Sided Café Wksf, W/ Mdsty, RH Grmt, HDW ON	$192.83
SKBCWR24961MP/C/GXX/XX	24x96 Unpwrd, Sngl-Sided Café Wksf, W/ Mdsty, Cntr Grmt, HDW O	$204.53
SKBCWR24961MP/L/GXX/XX	24x96 Unpwrd, Sngl-Sided Café Wksf, W/ Mdsty, LH Grmt, HDW ON	$204.53
SKBCWR24961MP/LCR/GXX/XX	24x96 Unpwrd, Sngl-Sided Café Wksf, W/ Mdsty, LH,Cntr&RH Grmt,	$209.85
SKBCWR24961MP/LR/GXX/XX	24x96 Unpwrd, Sngl-Sided Café Wksf, W/ Mdsty, LH&RH Grmt, HDW	$207.19
SKBCWR24961MP/N/XX	24x96 Unpwrd, Sngl-Sided Café Wksf, W/ Mdsty, No Grmt, HDW ON	$201.87
SKBCWR24961MP/R/GXX/XX	24x96 Unpwrd, Sngl-Sided Café Wksf, W/ Mdsty, RH Grmt, HDW ON	$204.53
SKBCWR30481MP/C/GXX/XX	30x48 Unpwrd, Sngl-Sided Café Wksf, W/ Mdsty, Cntr Grmt, HDW O	$119.15
SKBCWR30481MP/N/XX	30x48 Unpwrd, Sngl-Sided Café Wksf, W/ Mdsty, No Grmt, HDW ON	$116.49
SKBCWR30541MP/C/GXX/XX	30x54 Unpwrd, Sngl-Sided Café Wksf, W/ Mdsty, Cntr Grmt, HDW O	$125.00
SKBCWR30541MP/N/XX	30x54 Unpwrd, Sngl-Sided Café Wksf, W/ Mdsty, No Grmt, HDW ON	$122.34
SKBCWR30601MP/C/GXX/XX	30x60 Unpwrd, Sngl-Sided Café Wksf, W/ Mdsty, Cntr Grmt, HDW O	$149.57
SKBCWR30601MP/L/GXX/XX	30x60 Unpwrd, Sngl-Sided Café Wksf, W/ Mdsty, LH Grmt, HDW ON	$149.57
SKBCWR30601MP/LR/GXX/XX	30x60 Unpwrd, Sngl-Sided Café Wksf, W/ Mdsty, LH&RH Grmt, HDW	$152.23
SKBCWR30601MP/N/XX	30x60 Unpwrd, Sngl-Sided Café Wksf, W/ Mdsty, No Grmt, HDW ON	$149.57
SKBCWR30601MP/R/GXX/XX	30x60 Unpwrd, Sngl-Sided Café Wksf, W/ Mdsty, RH Grmt, HDW ON	$149.57
SKBCWR30641MP/C/GXX/XX	30x64 Unpwrd, Sngl-Sided Café Wksf, W/ Mdsty, Cntr Grmt, HDW O	$157.75
SKBCWR30641MP/L/GXX/XX	30x64 Unpwrd, Sngl-Sided Café Wksf, W/ Mdsty, LH Grmt, HDW ON	$157.75
SKBCWR30641MP/LR/GXX/XX	30x64 Unpwrd, Sngl-Sided Café Wksf, W/ Mdsty, LH&RH Grmt, HDW	$160.41
SKBCWR30641MP/N/XX	30x64 Unpwrd, Sngl-Sided Café Wksf, W/ Mdsty, No Grmt, HDW ON	$157.75
SKBCWR30641MP/R/GXX/XX	30x64 Unpwrd, Sngl-Sided Café Wksf, W/ Mdsty, RH Grmt, HDW ON	$157.75
SKBCWR30661MP/C/GXX/XX	30x66 Unpwrd, Sngl-Sided Café Wksf, W/ Mdsty, Cntr Grmt, HDW O	$163.60
SKBCWR30661MP/L/GXX/XX	30x66 Unpwrd, Sngl-Sided Café Wksf, W/ Mdsty, LH Grmt, HDW ON	$163.60
SKBCWR30661MP/LR/GXX/XX	30x66 Unpwrd, Sngl-Sided Café Wksf, W/ Mdsty, LH&RH Grmt, HDW	$166.26
SKBCWR30661MP/N/XX	30x66 Unpwrd, Sngl-Sided Café Wksf, W/ Mdsty, No Grmt, HDW ON	$160.94
SKBCWR30661MP/R/GXX/XX	30x66 Unpwrd, Sngl-Sided Café Wksf, W/ Mdsty, RH Grmt, HDW ON	$163.60
SKBCWR30721MP/C/GXX/XX	30x72 Unpwrd, Sngl-Sided Café Wksf, W/ Mdsty, Cntr Grmt, HDW O	$169.45
SKBCWR30721MP/L/GXX/XX	30x72 Unpwrd, Sngl-Sided Café Wksf, W/ Mdsty, LH Grmt, HDW ON	$169.45
SKBCWR30721MP/LR/GXX/XX	30x72 Unpwrd, Sngl-Sided Café Wksf, W/ Mdsty, LH&RH Grmt, HDW	$172.11
SKBCWR30721MP/N/XX	30x72 Unpwrd, Sngl-Sided Café Wksf, W/ Mdsty, No Grmt, HDW ON	$166.79
SKBCWR30721MP/R/GXX/XX	30x72 Unpwrd, Sngl-Sided Café Wksf, W/ Mdsty, RH Grmt, HDW ON	$169.45
SKBCWR30781MP/C/GXX/XX	30x78 Unpwrd, Sngl-Sided Café Wksf, W/ Mdsty, Cntr Grmt, HDW O	$175.29
SKBCWR30781MP/L/GXX/XX	30x78 Unpwrd, Sngl-Sided Café Wksf, W/ Mdsty, LH Grmt, HDW ON	$175.29
SKBCWR30781MP/LR/GXX/XX	30x78 Unpwrd, Sngl-Sided Café Wksf, W/ Mdsty, LH&RH Grmt, HDW	$177.95
SKBCWR30781MP/N/XX	30x78 Unpwrd, Sngl-Sided Café Wksf, W/ Mdsty, No Grmt, HDW ON	$172.63
SKBCWR30781MP/R/GXX/XX	30x78 Unpwrd, Sngl-Sided Café Wksf, W/ Mdsty, RH Grmt, HDW ON	$175.29
SKBCWR30841MP/C/GXX/XX	30x84 Unpwrd, Sngl-Sided Café Wksf, W/ Mdsty, Cntr Grmt, HDW O	$181.15

SKBCWR30841MP/L/GXX/XX	30x84 Unpwrd, Sngl-Sided Café Wksf, W/ Mdsty, LH Grmt, HDW ON	$181.15
SKBCWR30841MP/LR/GXX/XX	30x84 Unpwrd, Sngl-Sided Café Wksf, W/ Mdsty, LH&RH Grmt, HDW	$183.81
SKBCWR30841MP/N/XX	30x84 Unpwrd, Sngl-Sided Café Wksf, W/ Mdsty, No Grmt, HDW ON	$178.49
SKBCWR30841MP/R/GXX/XX	30x84 Unpwrd, Sngl-Sided Café Wksf, W/ Mdsty, RH Grmt, HDW ON	$181.15
SKBCWR30901MP/C/GXX/XX	30x90 Unpwrd, Sngl-Sided Café Wksf, W/ Mdsty, Cntr Grmt, HDW O	$192.83
SKBCWR30901MP/L/GXX/XX	30x90 Unpwrd, Sngl-Sided Café Wksf, W/ Mdsty, LH Grmt, HDW ON	$192.83
SKBCWR30901MP/LCR/GXX/XX	30x90 Unpwrd, Sngl-Sided Café Wksf, W/ Mdsty, LH,Cntr&RH Grmt,	$198.15
SKBCWR30901MP/LR/GXX/XX	30x90 Unpwrd, Sngl-Sided Café Wksf, W/ Mdsty, LH&RH Grmt, HDW	$195.49
SKBCWR30901MP/N/XX	30x90 Unpwrd, Sngl-Sided Café Wksf, W/ Mdsty, No Grmt, HDW ON	$190.17
SKBCWR30901MP/R/GXX/XX	30x90 Unpwrd, Sngl-Sided Café Wksf, W/ Mdsty, RH Grmt, HDW ON	$192.83
SKBCWR30961MP/C/GXX/XX	30x96 Unpwrd, Sngl-Sided Café Wksf, W/ Mdsty, Cntr Grmt, HDW O	$204.53
SKBCWR30961MP/L/GXX/XX	30x96 Unpwrd, Sngl-Sided Café Wksf, W/ Mdsty, LH Grmt, HDW ON	$204.53
SKBCWR30961MP/LCR/GXX/XX	30x96 Unpwrd, Sngl-Sided Café Wksf, W/ Mdsty, LH,Cntr&RH Grmt,	$209.85
SKBCWR30961MP/LR/GXX/XX	30x96 Unpwrd, Sngl-Sided Café Wksf, W/ Mdsty, LH&RH Grmt, HDW	$207.19
SKBCWR30961MP/N/XX	30x96 Unpwrd, Sngl-Sided Café Wksf, W/ Mdsty, No Grmt, HDW ON	$201.87
SKBCWR30961MP/R/GXX/XX	30x96 Unpwrd, Sngl-Sided Café Wksf, W/ Mdsty, RH Grmt, HDW ON	$204.53

Model Number	Description	Price
SKBCWR2448S1MP/C/GXX/XX	24x36 Pwrd SnglSided Cafe Wksf,W/Mdsty,SnglHrns, CntrGmt,HDW	$198.98
SKBCWR2448S1MP/N/XX	24x48 Pwrd SnglSided Cafe Wksf,W/Mdsty,SnglHrns, NoGmt,HDW	$196.32
SKBCWR2454S1MP/C/GXX/XX	24x54 Pwrd SnglSided Cafe Wksf,W/Mdsty,SnglHrns, CntrGmt,HDW	$209.50
SKBCWR2454S1MP/N/XX	24x54 Pwrd SnglSided Cafe Wksf,W/Mdsty,SnglHrns, NoGmt,HDW	$206.84
SKBCWR2460D1MP/C/GXX/XX	24x60 Pwrd SnglSided Cafe Wksf,W/Mdsty,DualHrns, CntrGmt,HDW	$325.63
SKBCWR2460D1MP/L/GXX/XX	24x60 Pwrd SnglSided Cafe Wksf,W/Mdsty,DualHrns, LeftGmt,HDW	$325.63
SKBCWR2460D1MP/LR/GXX/XX	24x60 Pwrd SnglSided Cafe Wksf,W/Mdsty,DualHrns, LH&RH Gmt,H	$328.29
SKBCWR2460D1MP/N/XX	24x60 Pwrd SnglSided Cafe Wksf,W/Mdsty,DualHrns, NoGmt,HDW	$322.97
SKBCWR2460D1MP/R/GXX/XX	24x60 Pwrd SnglSided Cafe Wksf,W/Mdsty,DualHrns, RghtGmt,HDW	$325.63
SKBCWR2460S1MP/C/GXX/XX	24x60 Pwrd SnglSided Cafe Wksf,W/Mdsty,SnglHrns, CntrGmt,HDW	$246.94
SKBCWR2460S1MP/L/GXX/XX	24x60 Pwrd SnglSided Cafe Wksf,W/Mdsty,SnglHrns, LeftGmt,HDW	$246.94
SKBCWR2460S1MP/LR/GXX/XX	24x60 Pwrd SnglSided Cafe Wksf,W/Mdsty,SnglHrns, LH&RH Gmt,H	$249.60
SKBCWR2460S1MP/N/XX	24x60 Pwrd SnglSided Cafe Wksf,W/Mdsty,SnglHrns, NoGmt,HDW	$244.28
SKBCWR2460S1MP/R/GXX/XX	24x60 Pwrd SnglSided Cafe Wksf,W/Mdsty,SnglHrns, RghtGmt,HDW	$246.94
SKBCWR2464D1MP/C/GXX/XX	24x64 Pwrd SnglSided Cafe Wksf,W/Mdsty,DualHrns, CntrGmt,HDW	$331.46
SKBCWR2464D1MP/L/GXX/XX	24x64 Pwrd SnglSided Cafe Wksf,W/Mdsty,DualHrns, LeftGmt,HDW	$331.46
SKBCWR2464D1MP/LR/GXX/XX	24x64 Pwrd SnglSided Cafe Wksf,W/Mdsty,DualHrns, LH&RH Gmt,H	$334.12
SKBCWR2464D1MP/N/XX	24x64 Pwrd SnglSided Cafe Wksf,W/Mdsty,DualHrns, NoGmt,HDW	$328.80
SKBCWR2464D1MP/R/GXX/XX	24x64 Pwrd SnglSided Cafe Wksf,W/Mdsty,DualHrns, RghtGmt,HDW	$331.46
SKBCWR2466D1MP/C/GXX/XX	24x66 Pwrd SnglSided Cafe Wksf,W/Mdsty,DualHrns, CntrGmt,HDW	$337.31
SKBCWR2466D1MP/L/GXX/XX	24x66 Pwrd SnglSided Cafe Wksf,W/Mdsty,DualHrns, LeftGmt,HDW	$337.31
SKBCWR2466D1MP/LR/GXX/XX	24x66 Pwrd SnglSided Cafe Wksf,W/Mdsty,DualHrns, LH&RH Gmt,H	$339.97
SKBCWR2466D1MP/N/XX	24x66 Pwrd SnglSided Cafe Wksf,W/Mdsty,DualHrns, NoGmt,HDW	$334.65
SKBCWR2466D1MP/R/GXX/XX	24x66 Pwrd SnglSided Cafe Wksf,W/Mdsty,DualHrns, RghtGmt,HDW	$337.31
SKBCWR2472D1MP/C/GXX/XX	24x72 Pwrd SnglSided Cafe Wksf,W/Mdsty,DualHrns, CntrGmt,HDW	$356.02
SKBCWR2472D1MP/L/GXX/XX	24x72 Pwrd SnglSided Cafe Wksf,W/Mdsty,DualHrns, LeftGmt,HDW	$356.02
SKBCWR2472D1MP/LR/GXX/XX	24x72 Pwrd SnglSided Cafe Wksf,W/Mdsty,DualHrns, LH&RH Gmt,H	$358.68
SKBCWR2472D1MP/N/XX	24x72 Pwrd SnglSided Cafe Wksf,W/Mdsty,DualHrns, NoGmt,HDW	$353.36
SKBCWR2472D1MP/R/GXX/XX	24x72 Pwrd SnglSided Cafe Wksf,W/Mdsty,DualHrns, RghtGmt,HDW	$356.02
SKBCWR2472S1MP/C/GXX/XX	24x72 Pwrd SnglSided Cafe Wksf,W/Mdsty,SnglHrns, CntrGmt,HDW	$290.20
SKBCWR2472S1MP/L/GXX/XX	24x72 Pwrd SnglSided Cafe Wksf,W/Mdsty,SnglHrns, LeftGmt,HDW	$290.20
SKBCWR2472S1MP/LR/GXX/XX	24x72 Pwrd SnglSided Cafe Wksf,W/Mdsty,SnglHrns, LH&RH Gmt,H	$292.86
SKBCWR2472S1MP/N/XX	24x72 Pwrd SnglSided Cafe Wksf,W/Mdsty,SnglHrns, NoGmt,HDW	$287.54
SKBCWR2472S1MP/R/GXX/XX	24x72 Pwrd SnglSided Cafe Wksf,W/Mdsty,SnglHrns, RghtGmt,HDW	$290.20
SKBCWR2478D1MP/C/GXX/XX	24x78 Pwrd SnglSided Cafe Wksf,W/Mdsty,DualHrns, CntrGmt,HDW	$357.18
SKBCWR2478D1MP/L/GXX/XX	24x78 Pwrd SnglSided Cafe Wksf,W/Mdsty,DualHrns, LeftGmt,HDW	$357.18
SKBCWR2478D1MP/LR/GXX/XX	24x78 Pwrd SnglSided Cafe Wksf,W/Mdsty,DualHrns, LH&RH Gmt,H	$359.84

SKBCWR2478D1MP/N/XX	24x78 Pwrd SnglSided Cafe Wksf,W/Mdsty,DualHrns, NoGmt,HDW	$354.52
SKBCWR2478D1MP/R/GXX/XX	24x78 Pwrd SnglSided Cafe Wksf,W/Mdsty,DualHrns, RghtGmt,HDW	$357.18
SKBCWR2484D1MP/C/GXX/XX	24x84 Pwrd SnglSided Cafe Wksf,W/Mdsty,DualHrns, CntrGmt,HDW	$367.72
SKBCWR2484D1MP/L/GXX/XX	24x84 Pwrd SnglSided Cafe Wksf,W/Mdsty,DualHrns, LeftGmt,HDW	$367.72
SKBCWR2484D1MP/LR/GXX/XX	24x84 Pwrd SnglSided Cafe Wksf,W/Mdsty,DualHrns, LH&RH Gmt,H	$370.38
SKBCWR2484D1MP/N/XX	24x84 Pwrd SnglSided Cafe Wksf,W/Mdsty,DualHrns, NoGmt,HDW	$365.06
SKBCWR2484D1MP/R/GXX/XX	24x84 Pwrd SnglSided Cafe Wksf,W/Mdsty,DualHrns, RghtGmt,HDW	$367.72
SKBCWR2490D1MP/C/GXX/XX	24x90 Pwrd SnglSided Cafe Wksf,W/Mdsty,DualHrns, CntrGmt,HDW	$386.41
SKBCWR2490D1MP/L/GXX/XX	24x90 Pwrd SnglSided Cafe Wksf,W/Mdsty,DualHrns, LeftGmt,HDW	$386.41
SKBCWR2490D1MP/LCR/GXX/XX	24x90 Pwrd SnglSided Cafe Wksf,W/Mdsty,DualHrns, LH,Ctr,&RH G	$391.73
SKBCWR2490D1MP/LR/GXX/XX	24x90 Pwrd SnglSided Cafe Wksf,W/Mdsty,DualHrns, LH&RH Gmt,H	$389.07
SKBCWR2490D1MP/N/XX	24x90 Pwrd SnglSided Cafe Wksf,W/Mdsty,DualHrns, NoGmt,HDW	$383.75
SKBCWR2490D1MP/R/GXX/XX	24x90 Pwrd SnglSided Cafe Wksf,W/Mdsty,DualHrns, RghtGmt,HDW	$386.41
SKBCWR2496D1MP/C/GXX/XX	24x96 Pwrd SnglSided Cafe Wksf,W/Mdsty,DualHrns, CntrGmt,HDW	$405.12
SKBCWR2496D1MP/L/GXX/XX	24x96 Pwrd SnglSided Cafe Wksf,W/Mdsty,DualHrns, LeftGmt,HDW	$405.12
SKBCWR2496D1MP/LCR/GXX/XX	24x96 Pwrd SnglSided Cafe Wksf,W/Mdsty,DualHrns, LH,Ctr,&RH G	$410.44
SKBCWR2496D1MP/LR/GXX/XX	24x96 Pwrd SnglSided Cafe Wksf,W/Mdsty,DualHrns, LH&RH Gmt,H	$407.78
SKBCWR2496D1MP/N/XX	24x96 Pwrd SnglSided Cafe Wksf,W/Mdsty,DualHrns, NoGmt,HDW	$402.46
SKBCWR2496D1MP/R/GXX/XX	24x96 Pwrd SnglSided Cafe Wksf,W/Mdsty,DualHrns, RghtGmt,HDW	$405.12
SKBCWR3048S1MP/C/GXX/XX	30x48 Pwrd SnglSided Cafe Wksf,W/Mdsty,SnglHrns, CntrGmt,HDW	$198.98
SKBCWR3048S1MP/N/XX	30x48 Pwrd SnglSided Cafe Wksf,W/Mdsty,SnglHrns, NoGmt,HDW	$196.32
SKBCWR3054S1MP/C/GXX/XX	30x54 Pwrd SnglSided Cafe Wksf,W/Mdsty,SnglHrns, CntrGmt,HDW	$209.50
SKBCWR3054S1MP/N/XX	30x54 Pwrd SnglSided Cafe Wksf,W/Mdsty,SnglHrns, NoGmt,HDW	$206.84
SKBCWR3060D1MP/C/GXX/XX	30x60 Pwrd SnglSided Cafe Wksf,W/Mdsty,DualHrns, CntrGmt,HDW	$325.63
SKBCWR3060D1MP/L/GXX/XX	30x60 Pwrd SnglSided Cafe Wksf,W/Mdsty,DualHrns, LeftGmt,HDW	$325.63
SKBCWR3060D1MP/LR/GXX/XX	30x60 Pwrd SnglSided Cafe Wksf,W/Mdsty,DualHrns, LH&RH Gmt,H	$328.29
SKBCWR3060D1MP/N/XX	30x60 Pwrd SnglSided Cafe Wksf,W/Mdsty,DualHrns, NoGmt,HDW	$322.97
SKBCWR3060D1MP/R/GXX/XX	30x60 Pwrd SnglSided Cafe Wksf,W/Mdsty,DualHrns, RghtGmt,HDW	$325.63
SKBCWR3060S1MP/C/GXX/XX	30x60 Pwrd SnglSided Cafe Wksf,W/Mdsty,SnglHrns, CntrGmt,HDW	$246.94
SKBCWR3060S1MP/L/GXX/XX	30x60 Pwrd SnglSided Cafe Wksf,W/Mdsty,SnglHrns, LeftGmt,HDW	$246.94
SKBCWR3060S1MP/LR/GXX/XX	30x60 Pwrd SnglSided Cafe Wksf,W/Mdsty,SnglHrns, LH&RH Gmt,H	$249.60
SKBCWR3060S1MP/N/XX	30x60 Pwrd SnglSided Cafe Wksf,W/Mdsty,SnglHrns, NoGmt,HDW	$244.28
SKBCWR3060S1MP/R/GXX/XX	30x60 Pwrd SnglSided Cafe Wksf,W/Mdsty,SnglHrns, RghtGmt,HDW	$246.94
SKBCWR3064D1MP/C/GXX/XX	30x64 Pwrd SnglSided Cafe Wksf,W/Mdsty,DualHrns, CntrGmt,HDW	$331.46
SKBCWR3064D1MP/L/GXX/XX	30x64 Pwrd SnglSided Cafe Wksf,W/Mdsty,DualHrns, LeftGmt,HDW	$331.46
SKBCWR3064D1MP/LR/GXX/XX	30x64 Pwrd SnglSided Cafe Wksf,W/Mdsty,DualHrns, LH&RH Gmt,H	$334.12
SKBCWR3064D1MP/N/XX	30x64 Pwrd SnglSided Cafe Wksf,W/Mdsty,DualHrns, NoGmt,HDW	$328.80
SKBCWR3064D1MP/R/GXX/XX	30x64 Pwrd SnglSided Cafe Wksf,W/Mdsty,DualHrns, RghtGmt,HDW	$331.46
SKBCWR3066D1MP/C/GXX/XX	30x66 Pwrd SnglSided Cafe Wksf,W/Mdsty,DualHrns, CntrGmt,HDW	$337.31
SKBCWR3066D1MP/L/GXX/XX	30x66 Pwrd SnglSided Cafe Wksf,W/Mdsty,DualHrns, LeftGmt,HDW	$337.31
SKBCWR3066D1MP/LR/GXX/XX	30x66 Pwrd SnglSided Cafe Wksf,W/Mdsty,DualHrns, LH&RH Gmt,H	$339.97
SKBCWR3066D1MP/N/XX	30x66 Pwrd SnglSided Cafe Wksf,W/Mdsty,DualHrns, NoGmt,HDW	$334.65
SKBCWR3066D1MP/R/GXX/XX	30x66 Pwrd SnglSided Cafe Wksf,W/Mdsty,DualHrns, RghtGmt,HDW	$337.31
SKBCWR3072D1MP/C/GXX/XX	30x72 Pwrd SnglSided Cafe Wksf,W/Mdsty,DualHrns, CntrGmt,HDW	$356.02
SKBCWR3072D1MP/L/GXX/XX	30x72 Pwrd SnglSided Cafe Wksf,W/Mdsty,DualHrns, LeftGmt,HDW	$356.02
SKBCWR3072D1MP/LR/GXX/XX	30x72 Pwrd SnglSided Cafe Wksf,W/Mdsty,DualHrns, LH&RH Gmt,H	$358.68
SKBCWR3072D1MP/N/XX	30x72 Pwrd SnglSided Cafe Wksf,W/Mdsty,DualHrns, NoGmt,HDW	$353.36
SKBCWR3072D1MP/R/GXX/XX	30x72 Pwrd SnglSided Cafe Wksf,W/Mdsty,DualHrns, RghtGmt,HDW	$356.02
SKBCWR3072S1MP/C/GXX/XX	30x72 Pwrd SnglSided Cafe Wksf,W/Mdsty,SnglHrns, CntrGmt,HDW	$290.20
SKBCWR3072S1MP/L/GXX/XX	30x72 Pwrd SnglSided Cafe Wksf,W/Mdsty,SnglHrns, LeftGmt,HDW	$290.20
SKBCWR3072S1MP/LR/GXX/XX	30x72 Pwrd SnglSided Cafe Wksf,W/Mdsty,SnglHrns, LH&RH Gmt,H	$292.86
SKBCWR3072S1MP/N/XX	30x72 Pwrd SnglSided Cafe Wksf,W/Mdsty,SnglHrns, NoGmt,HDW	$287.54
SKBCWR3072S1MP/R/GXX/XX	30x72 Pwrd SnglSided Cafe Wksf,W/Mdsty,SnglHrns, RghtGmt,HDW	$290.20
SKBCWR3078D1MP/C/GXX/XX	30x78 Pwrd SnglSided Cafe Wksf,W/Mdsty,DualHrns, CntrGmt,HDW	$357.18
SKBCWR3078D1MP/L/GXX/XX	30x78 Pwrd SnglSided Cafe Wksf,W/Mdsty,DualHrns, LeftGmt,HDW	$357.18
SKBCWR3078D1MP/LR/GXX/XX	30x78 Pwrd SnglSided Cafe Wksf,W/Mdsty,DualHrns, LH&RH Gmt,H	$359.84
SKBCWR3078D1MP/N/XX	30x78 Pwrd SnglSided Cafe Wksf,W/Mdsty,DualHrns, NoGmt,HDW	$354.52
SKBCWR3078D1MP/R/GXX/XX	30x78 Pwrd SnglSided Cafe Wksf,W/Mdsty,DualHrns, RghtGmt,HDW	$357.18

SKBCWR3084D1MP/C/GXX/XX	30x84 Pwrd SnglSided Cafe Wksf,W/Mdsty,DualHrns, CntrGmt,HDW	$367.72
SKBCWR3084D1MP/L/GXX/XX	30x84 Pwrd SnglSided Cafe Wksf,W/Mdsty,DualHrns, LeftGmt,HDW	$367.72
SKBCWR3084D1MP/LR/GXX/XX	30x84 Pwrd SnglSided Cafe Wksf,W/Mdsty,DualHrns, LH&RH Gmt,H	$370.38
SKBCWR3084D1MP/N/XX	30x84 Pwrd SnglSided Cafe Wksf,W/Mdsty,DualHrns, NoGmt,HDW	$365.06
SKBCWR3084D1MP/R/GXX/XX	30x84 Pwrd SnglSided Cafe Wksf,W/Mdsty,DualHrns, RghtGmt,HDW	$367.72
SKBCWR3090D1MP/C/GXX/XX	30x90 Pwrd SnglSided Cafe Wksf,W/Mdsty,DualHrns, CntrGmt,HDW	$386.41
SKBCWR3090D1MP/L/GXX/XX	30x90 Pwrd SnglSided Cafe Wksf,W/Mdsty,DualHrns, LeftGmt,HDW	$386.41
SKBCWR3090D1MP/LCR/GXX/XX	30x90 Pwrd SnglSided Cafe Wksf,W/Mdsty,DualHrns, LH,Ctr,&RH G	$391.73
SKBCWR3090D1MP/LR/GXX/XX	30x90 Pwrd SnglSided Cafe Wksf,W/Mdsty,DualHrns, LH&RH Gmt,H	$389.07
SKBCWR3090D1MP/N/XX	30x90 Pwrd SnglSided Cafe Wksf,W/Mdsty,DualHrns, NoGmt,HDW	$383.75
SKBCWR3090D1MP/R/GXX/XX	30x90 Pwrd SnglSided Cafe Wksf,W/Mdsty,DualHrns, RghtGmt,HDW	$386.41
SKBCWR3096D1MP/C/GXX/XX	30x96 Pwrd SnglSided Cafe Wksf,W/Mdsty,DualHrns, CntrGmt,HDW	$405.12
SKBCWR3096D1MP/L/GXX/XX	30x96 Pwrd SnglSided Cafe Wksf,W/Mdsty,DualHrns, LeftGmt,HDW	$405.12
SKBCWR3096D1MP/LCR/GXX/XX	30x96 Pwrd SnglSided Cafe Wksf,W/Mdsty,DualHrns, LH,Ctr,&RH G	$410.44
SKBCWR3096D1MP/LR/GXX/XX	30x96 Pwrd SnglSided Cafe Wksf,W/Mdsty,DualHrns, LH&RH Gmt,H	$407.78
SKBCWR3096D1MP/N/XX	30x96 Pwrd SnglSided Cafe Wksf,W/Mdsty,DualHrns, NoGmt,HDW	$402.46
SKBCWR3096D1MP/R/GXX/XX	30x96 Pwrd SnglSided Cafe Wksf,W/Mdsty,DualHrns, RghtGmt,HDW	$405.12

Model Number	Description	Price
SKBCWR4248TMP/C/GXX/XX	42x48 Unpwrd, Teaming Café Wksf, W/ 2 Mdsty, Cntr Grmt, HDW O	$229.77
SKBCWR4248TMP/N/XX	42x48 Unpwrd, Teaming Café Wksf, W/ 2 Mdsty, No Grmt, HDW ON	$227.11
SKBCWR4254TMP/C/GXX/XX	42x54 Unpwrd, Teaming Café Wksf, W/ 2 Mdsty, Cntr Grmt, HDW O	$241.47
SKBCWR4254TMP/N/XX	42x54 Unpwrd, Teaming Café Wksf, W/ 2 Mdsty, No Grmt, HDW ON	$238.81
SKBCWR4260TMP/C/GXX/XX	42x60 Unpwrd, Teaming Café Wksf, W/ 2 Mdsty, Cntr Grmt, HDW O	$278.87
SKBCWR4260TMP/L/GXX/XX	42x60 Unpwrd, Teaming Café Wksf, W/ 2 Mdsty, Left Grmt, HDW ON	$278.87
SKBCWR4260TMP/LR/GXX/XX	42x60 Unpwrd, Teaming Café Wksf, W/ 2 Mdsty, LH&RH Grmt, HDW	$281.53
SKBCWR4260TMP/N/XX	42x60 Unpwrd, Teaming Café Wksf, W/ 2 Mdsty, No Grmt, HDW ON	$276.21
SKBCWR4260TMP/R/GXX/XX	42x60 Unpwrd, Teaming Café Wksf, W/ 2 Mdsty, Rght Grmt, HDW O	$278.87
SKBCWR4266TMP/C/GXX/XX	42x66 Unpwrd, Teaming Café Wksf, W/ 2 Mdsty, Cntr Grmt, HDW O	$318.67
SKBCWR4266TMP/L/GXX/XX	42x66 Unpwrd, Teaming Café Wksf, W/ 2 Mdsty, Left Grmt, HDW ON	$318.67
SKBCWR4266TMP/LR/GXX/XX	42x66 Unpwrd, Teaming Café Wksf, W/ 2 Mdsty, LH&RH Grmt, HDW	$321.33
SKBCWR4266TMP/N/XX	42x66 Unpwrd, Teaming Café Wksf, W/ 2 Mdsty, No Grmt, HDW ON	$316.01
SKBCWR4266TMP/R/GXX/XX	42x66 Unpwrd, Teaming Café Wksf, W/ 2 Mdsty, Rght Grmt, HDW O	$318.67
SKBCWR4272TMP/C/GXX/XX	42x72 Unpwrd, Teaming Café Wksf, W/ 2 Mdsty, Cntr Grmt, HDW O	$330.37
SKBCWR4272TMP/L/GXX/XX	42x72 Unpwrd, Teaming Café Wksf, W/ 2 Mdsty, Left Grmt, HDW ON	$330.37
SKBCWR4272TMP/LR/GXX/XX	42x72 Unpwrd, Teaming Café Wksf, W/ 2 Mdsty, LH&RH Grmt, HDW	$333.03
SKBCWR4272TMP/N/XX	42x72 Unpwrd, Teaming Café Wksf, W/ 2 Mdsty, No Grmt, HDW ON	$327.71
SKBCWR4272TMP/R/GXX/XX	42x72 Unpwrd, Teaming Café Wksf, W/ 2 Mdsty, Rght Grmt, HDW O	$330.37
SKBCWR4278TMP/C/GXX/XX	42x78 Unpwrd, Teaming Café Wksf, W/ 2 Mdsty, Cntr Grmt, HDW O	$342.05
SKBCWR4278TMP/L/GXX/XX	42x78 Unpwrd, Teaming Café Wksf, W/ 2 Mdsty, Left Grmt, HDW ON	$342.05
SKBCWR4278TMP/LR/GXX/XX	42x78 Unpwrd, Teaming Café Wksf, W/ 2 Mdsty, LH&RH Grmt, HDW	$344.71
SKBCWR4278TMP/N/XX	42x78 Unpwrd, Teaming Café Wksf, W/ 2 Mdsty, No Grmt, HDW ON	$339.39
SKBCWR4278TMP/R/GXX/XX	42x78 Unpwrd, Teaming Café Wksf, W/ 2 Mdsty, Rght Grmt, HDW O	$342.05
SKBCWR4284TMP/C/GXX/XX	42x84 Unpwrd, Teaming Café Wksf, W/ 2 Mdsty, Cntr Grmt, HDW O	$353.77
SKBCWR4284TMP/L/GXX/XX	42x84 Unpwrd, Teaming Café Wksf, W/ 2 Mdsty, Left Grmt, HDW ON	$353.77
SKBCWR4284TMP/LR/GXX/XX	42x84 Unpwrd, Teaming Café Wksf, W/ 2 Mdsty, LH&RH Grmt, HDW	$356.43
SKBCWR4284TMP/N/XX	42x84 Unpwrd, Teaming Café Wksf, W/ 2 Mdsty, No Grmt, HDW ON	$351.11
SKBCWR4284TMP/R/GXX/XX	42x84 Unpwrd, Teaming Café Wksf, W/ 2 Mdsty, Rght Grmt, HDW O	$353.77
SKBCWR4290TMP/C/GXX/XX	42x90 Unpwrd, Teaming Café Wksf, W/ 2 Mdsty, Cntr Grmt, HDW O	$377.13
SKBCWR4290TMP/L/GXX/XX	42x90 Unpwrd, Teaming Café Wksf, W/ 2 Mdsty, Left Grmt, HDW ON	$377.13
SKBCWR4290TMP/LCR/GXX/XX	42x90 Unpwrd, Teaming Café Wksf, W/ 2 Mdsty, LH,Cntr,&RH Grmt,	$382.45
SKBCWR4290TMP/LR/GXX/XX	42x90 Unpwrd, Teaming Café Wksf, W/ 2 Mdsty, LH&RH Grmt, HDW	$379.79
SKBCWR4290TMP/N/XX	42x90 Unpwrd, Teaming Café Wksf, W/ 2 Mdsty, No Grmt, HDW ON	$374.47
SKBCWR4290TMP/R/GXX/XX	42x90 Unpwrd, Teaming Café Wksf, W/ 2 Mdsty, Rght Grmt, HDW O	$377.13
SKBCWR4296TMP/C/GXX/XX	42x96 Unpwrd, Teaming Café Wksf, W/ 2 Mdsty, Cntr Grmt, HDW O	$400.53

SKBCWR4296TMP/L/GXX/XX	42x96 Unpwrd, Teaming Café Wksf, W/ 2 Mdsty, Left Grmt, HDW ON	$400.53
SKBCWR4296TMP/LCR/GXX/XX	42x96 Unpwrd, Teaming Café Wksf, W/ 2 Mdsty, LH,Cntr,&RH Grmt,	$405.85
SKBCWR4296TMP/LR/GXX/XX	42x96 Unpwrd, Teaming Café Wksf, W/ 2 Mdsty, LH&RH Grmt, HDW	$403.19
SKBCWR4296TMP/N/XX	42x96 Unpwrd, Teaming Café Wksf, W/ 2 Mdsty, No Grmt, HDW ON	$397.87
SKBCWR4296TMP/R/GXX/XX	42x96 Unpwrd, Teaming Café Wksf, W/ 2 Mdsty, Rght Grmt, HDW O	$400.53
SKBCWR4848TMP/C/GXX/XX	48x48 Unpwrd, Teaming Café Wksf, W/ 2 Mdsty, Cntr Grmt, HDW O	$229.77
SKBCWR4848TMP/N/XX	48x48 Unpwrd, Teaming Café Wksf, W/ 2 Mdsty, No Grmt, HDW ON	$227.11
SKBCWR4854TMP/C/GXX/XX	48x54 Unpwrd, Teaming Café Wksf, W/ 2 Mdsty, Cntr Grmt, HDW O	$241.47
SKBCWR4854TMP/N/XX	48x54 Unpwrd, Teaming Café Wksf, W/ 2 Mdsty, No Grmt, HDW ON	$238.81
SKBCWR4860TMP/C/GXX/XX	48x60 Unpwrd, Teaming Café Wksf, W/ 2 Mdsty, Cntr Grmt, HDW O	$290.61
SKBCWR4860TMP/L/GXX/XX	48x60 Unpwrd, Teaming Café Wksf, W/ 2 Mdsty, Left Grmt, HDW ON	$290.61
SKBCWR4860TMP/LR/GXX/XX	48x60 Unpwrd, Teaming Café Wksf, W/ 2 Mdsty, LH&RH Grmt, HDW	$293.27
SKBCWR4860TMP/N/XX	48x60 Unpwrd, Teaming Café Wksf, W/ 2 Mdsty, No Grmt, HDW ON	$287.95
SKBCWR4860TMP/R/GXX/XX	48x60 Unpwrd, Teaming Café Wksf, W/ 2 Mdsty, Rght Grmt, HDW O	$290.61
SKBCWR4866TMP/C/GXX/XX	48x66 Unpwrd, Teaming Café Wksf, W/ 2 Mdsty, Cntr Grmt, HDW O	$318.67
SKBCWR4866TMP/L/GXX/XX	48x66 Unpwrd, Teaming Café Wksf, W/ 2 Mdsty, Left Grmt, HDW ON	$318.67
SKBCWR4866TMP/LR/GXX/XX	48x66 Unpwrd, Teaming Café Wksf, W/ 2 Mdsty, LH&RH Grmt, HDW	$321.33
SKBCWR4866TMP/N/XX	48x66 Unpwrd, Teaming Café Wksf, W/ 2 Mdsty, No Grmt, HDW ON	$316.01
SKBCWR4866TMP/R/GXX/XX	48x66 Unpwrd, Teaming Café Wksf, W/ 2 Mdsty, Rght Grmt, HDW O	$318.67
SKBCWR4872TMP/C/GXX/XX	48x72 Unpwrd, Teaming Café Wksf, W/ 2 Mdsty, Cntr Grmt, HDW O	$330.37
SKBCWR4872TMP/L/GXX/XX	48x72 Unpwrd, Teaming Café Wksf, W/ 2 Mdsty, Left Grmt, HDW ON	$330.37
SKBCWR4872TMP/LR/GXX/XX	48x72 Unpwrd, Teaming Café Wksf, W/ 2 Mdsty, LH&RH Grmt, HDW	$333.03
SKBCWR4872TMP/N/XX	48x72 Unpwrd, Teaming Café Wksf, W/ 2 Mdsty, No Grmt, HDW ON	$327.71
SKBCWR4872TMP/R/GXX/XX	48x72 Unpwrd, Teaming Café Wksf, W/ 2 Mdsty, Rght Grmt, HDW O	$330.37
SKBCWR4878TMP/C/GXX/XX	48x78 Unpwrd, Teaming Café Wksf, W/ 2 Mdsty, Cntr Grmt, HDW O	$342.05
SKBCWR4878TMP/L/GXX/XX	48x78 Unpwrd, Teaming Café Wksf, W/ 2 Mdsty, Left Grmt, HDW ON	$342.05
SKBCWR4878TMP/LR/GXX/XX	48x78 Unpwrd, Teaming Café Wksf, W/ 2 Mdsty, LH&RH Grmt, HDW	$344.71
SKBCWR4878TMP/N/XX	48x78 Unpwrd, Teaming Café Wksf, W/ 2 Mdsty, No Grmt, HDW ON	$339.39
SKBCWR4878TMP/R/GXX/XX	48x78 Unpwrd, Teaming Café Wksf, W/ 2 Mdsty, Rght Grmt, HDW O	$342.05
SKBCWR4884TMP/C/GXX/XX	48x84 Unpwrd, Teaming Café Wksf, W/ 2 Mdsty, Cntr Grmt, HDW O	$353.77
SKBCWR4884TMP/L/GXX/XX	48x84 Unpwrd, Teaming Café Wksf, W/ 2 Mdsty, Left Grmt, HDW ON	$353.77
SKBCWR4884TMP/LR/GXX/XX	48x84 Unpwrd, Teaming Café Wksf, W/ 2 Mdsty, LH&RH Grmt, HDW	$356.43
SKBCWR4884TMP/N/XX	48x84 Unpwrd, Teaming Café Wksf, W/ 2 Mdsty, No Grmt, HDW ON	$351.11
SKBCWR4884TMP/R/GXX/XX	48x84 Unpwrd, Teaming Café Wksf, W/ 2 Mdsty, Rght Grmt, HDW O	$353.77
SKBCWR4890TMP/C/GXX/XX	48x90 Unpwrd, Teaming Café Wksf, W/ 2 Mdsty, Cntr Grmt, HDW O	$377.13
SKBCWR4890TMP/L/GXX/XX	48x90 Unpwrd, Teaming Café Wksf, W/ 2 Mdsty, Left Grmt, HDW ON	$377.13
SKBCWR4890TMP/LCR/GXX/XX	48x90 Unpwrd, Teaming Café Wksf, W/ 2 Mdsty, LH,Cntr,&RH Grmt,	$382.45
SKBCWR4890TMP/LR/GXX/XX	48x90 Unpwrd, Teaming Café Wksf, W/ 2 Mdsty, LH&RH Grmt, HDW	$379.79
SKBCWR4890TMP/N/XX	48x90 Unpwrd, Teaming Café Wksf, W/ 2 Mdsty, No Grmt, HDW ON	$374.47
SKBCWR4890TMP/R/GXX/XX	48x90 Unpwrd, Teaming Café Wksf, W/ 2 Mdsty, Rght Grmt, HDW O	$377.13
SKBCWR4896TMP/C/GXX/XX	48x96 Unpwrd, Teaming Café Wksf, W/ 2 Mdsty, Cntr Grmt, HDW O	$400.53
SKBCWR4896TMP/L/GXX/XX	48x96 Unpwrd, Teaming Café Wksf, W/ 2 Mdsty, Left Grmt, HDW ON	$400.53
SKBCWR4896TMP/LCR/GXX/XX	48x96 Unpwrd, Teaming Café Wksf, W/ 2 Mdsty, LH,Cntr,&RH Grmt,	$405.85
SKBCWR4896TMP/LR/GXX/XX	48x96 Unpwrd, Teaming Café Wksf, W/ 2 Mdsty, LH&RH Grmt, HDW	$403.19
SKBCWR4896TMP/N/XX	48x96 Unpwrd, Teaming Café Wksf, W/ 2 Mdsty, No Grmt, HDW ON	$397.87
SKBCWR4896TMP/R/GXX/XX	48x96 Unpwrd, Teaming Café Wksf, W/ 2 Mdsty, Rght Grmt, HDW O	$400.53

Model Number	Description	Price
SKBCWR4248STMP/C/GXX/XX	42x48 Pwrd Teaming Café Wksf, W/ 2 Mdsty, Cntr Grmt, Sngl Hrnss,	$309.60
SKBCWR4248STMP/N/XX	42x48 Pwrd Teaming Café Wksf, W/ 2 Mdsty, No Grmt, Sngl Hrnss,	$306.94
SKBCWR4254STMP/C/GXX/XX	42x54 Pwrd Teaming Café Wksf, W/ 2 Mdsty, Cntr Grmt, Sngl Hrnss,	$325.97
SKBCWR4254STMP/N/XX	42x54 Pwrd Teaming Café Wksf, W/ 2 Mdsty, No Grmt, Sngl Hrnss,	$323.31
SKBCWR4260DTMP/C/GXX/XX	42x60 Pwrd Teaming Café Wksf, W/ 2 Mdsty, Cntr Grmt, Dual Hrnss,	$466.67
SKBCWR4260DTMP/L/GXX/XX	42x60 Pwrd Teaming Café Wksf, W/ 2 Mdsty, Left Grmt, Dual Hrnss,	$466.67
SKBCWR4260DTMP/LR/GXX/XX	42x60 Pwrd Teaming Café Wksf, W/ 2 Mdsty, LH&RH Grmt, Dual Hrn	$469.33

SKBCWR4260DTMP/N/XX	42x60 Pwrd Teaming Café Wksf, W/ 2 Mdsty, No Grmt, Dual Hrnss,	$464.01
SKBCWR4260DTMP/R/GXX/XX	42x60 Pwrd Teaming Café Wksf, W/ 2 Mdsty, Rght Grmt, Dual Hrnss,	$466.67
SKBCWR4260STMP/C/GXX/XX	42x60 Pwrd Teaming Café Wksf, W/ 2 Mdsty, Cntr Grmt, Sngl Hrnss,	$387.70
SKBCWR4260STMP/L/GXX/XX	42x60 Pwrd Teaming Café Wksf, W/ 2 Mdsty, Left Grmt, Sngl Hrnss,	$387.70
SKBCWR4260STMP/LR/GXX/XX	42x60 Pwrd Teaming Café Wksf, W/ 2 Mdsty, LH&RH Grmt, Sngl Hrn	$390.36
SKBCWR4260STMP/N/XX	42x60 Pwrd Teaming Café Wksf, W/ 2 Mdsty, No Grmt, Sngl Hrnss,	$385.04
SKBCWR4260STMP/R/GXX/XX	42x60 Pwrd Teaming Café Wksf, W/ 2 Mdsty, Rght Grmt, Sngl Hrnss,	$387.70
SKBCWR4266DTMP/C/GXX/XX	42x66 Pwrd Teaming Café Wksf, W/ 2 Mdsty, Cntr Grmt, Dual Hrnss,	$492.38
SKBCWR4266DTMP/L/GXX/XX	42x66 Pwrd Teaming Café Wksf, W/ 2 Mdsty, Left Grmt, Dual Hrnss,	$492.38
SKBCWR4266DTMP/LR/GXX/XX	42x66 Pwrd Teaming Café Wksf, W/ 2 Mdsty, LH&RH Grmt, Dual Hrn	$495.04
SKBCWR4266DTMP/N/XX	42x66 Pwrd Teaming Café Wksf, W/ 2 Mdsty, No Grmt, Dual Hrnss,	$489.72
SKBCWR4266DTMP/R/GXX/XX	42x66 Pwrd Teaming Café Wksf, W/ 2 Mdsty, Rght Grmt, Dual Hrnss,	$492.38
SKBCWR4272DTMP/C/GXX/XX	42x72 Pwrd Teaming Café Wksf, W/ 2 Mdsty, Cntr Grmt, Dual Hrnss,	$507.58
SKBCWR4272DTMP/L/GXX/XX	42x72 Pwrd Teaming Café Wksf, W/ 2 Mdsty, Left Grmt, Dual Hrnss,	$507.58
SKBCWR4272DTMP/LR/GXX/XX	42x72 Pwrd Teaming Café Wksf, W/ 2 Mdsty, LH&RH Grmt, Dual Hrn	$510.24
SKBCWR4272DTMP/N/XX	42x72 Pwrd Teaming Café Wksf, W/ 2 Mdsty, No Grmt, Dual Hrnss,	$504.92
SKBCWR4272DTMP/R/GXX/XX	42x72 Pwrd Teaming Café Wksf, W/ 2 Mdsty, Rght Grmt, Dual Hrnss,	$507.58
SKBCWR4272STMP/C/GXX/XX	42x72 Pwrd Teaming Café Wksf, W/ 2 Mdsty, Cntr Grmt, Sngl Hrnss,	$450.84
SKBCWR4272STMP/L/GXX/XX	42x72 Pwrd Teaming Café Wksf, W/ 2 Mdsty, Left Grmt, Sngl Hrnss,	$450.84
SKBCWR4272STMP/LR/GXX/XX	42x72 Pwrd Teaming Café Wksf, W/ 2 Mdsty, LH&RH Grmt, Sngl Hrn	$453.50
SKBCWR4272STMP/N/XX	42x72 Pwrd Teaming Café Wksf, W/ 2 Mdsty, No Grmt, Sngl Hrnss,	$448.18
SKBCWR4272STMP/R/GXX/XX	42x72 Pwrd Teaming Café Wksf, W/ 2 Mdsty, Rght Grmt, Sngl Hrnss,	$450.84
SKBCWR4278DTMP/C/GXX/XX	42x78 Pwrd Teaming Café Wksf, W/ 2 Mdsty, Cntr Grmt, Dual Hrnss,	$523.94
SKBCWR4278DTMP/L/GXX/XX	42x78 Pwrd Teaming Café Wksf, W/ 2 Mdsty, Left Grmt, Dual Hrnss,	$523.94
SKBCWR4278DTMP/LR/GXX/XX	42x78 Pwrd Teaming Café Wksf, W/ 2 Mdsty, LH&RH Grmt, Dual Hrn	$526.60
SKBCWR4278DTMP/N/XX	42x78 Pwrd Teaming Café Wksf, W/ 2 Mdsty, No Grmt, Dual Hrnss,	$521.28
SKBCWR4278DTMP/R/GXX/XX	42x78 Pwrd Teaming Café Wksf, W/ 2 Mdsty, Rght Grmt, Dual Hrnss,	$523.94
SKBCWR4284DTMP/C/GXX/XX	42x84 Pwrd Teaming Café Wksf, W/ 2 Mdsty, Cntr Grmt, Dual Hrnss,	$540.34
SKBCWR4284DTMP/L/GXX/XX	42x84 Pwrd Teaming Café Wksf, W/ 2 Mdsty, Left Grmt, Dual Hrnss,	$540.34
SKBCWR4284DTMP/LR/GXX/XX	42x84 Pwrd Teaming Café Wksf, W/ 2 Mdsty, LH&RH Grmt, Dual Hrn	$543.00
SKBCWR4284DTMP/N/XX	42x84 Pwrd Teaming Café Wksf, W/ 2 Mdsty, No Grmt, Dual Hrnss,	$537.68
SKBCWR4284DTMP/R/GXX/XX	42x84 Pwrd Teaming Café Wksf, W/ 2 Mdsty, Rght Grmt, Dual Hrnss,	$540.34
SKBCWR4290DTMP/C/GXX/XX	42x90 Pwrd Teaming Café Wksf, W/ 2 Mdsty, Cntr Grmt, Dual Hrnss,	$570.71
SKBCWR4290DTMP/L/GXX/XX	42x90 Pwrd Teaming Café Wksf, W/ 2 Mdsty, Left Grmt, Dual Hrnss,	$570.71
SKBCWR4290DTMP/LCR/GXX/XX	42x90 Pwrd Teaming Café Wksf, W/ 2 Mdsty, LH,Cntr,&RH Grmt, Du	$576.03
SKBCWR4290DTMP/LR/GXX/XX	42x90 Pwrd Teaming Café Wksf, W/ 2 Mdsty, LH&RH Grmt, Dual Hrn	$573.37
SKBCWR4290DTMP/N/XX	42x90 Pwrd Teaming Café Wksf, W/ 2 Mdsty, No Grmt, Dual Hrnss,	$568.05
SKBCWR4290DTMP/R/GXX/XX	42x90 Pwrd Teaming Café Wksf, W/ 2 Mdsty, Rght Grmt, Dual Hrnss,	$570.71
SKBCWR4296DTMP/C/GXX/XX	42x96 Pwrd Teaming Café Wksf, W/ 2 Mdsty, Cntr Grmt, Dual Hrnss,	$601.12
SKBCWR4296DTMP/L/GXX/XX	42x96 Pwrd Teaming Café Wksf, W/ 2 Mdsty, Left Grmt, Dual Hrnss,	$601.12
SKBCWR4296DTMP/LCR/GXX/XX	42x96 Pwrd Teaming Café Wksf, W/ 2 Mdsty, LH,Cntr,&RH Grmt, Du	$606.44
SKBCWR4296DTMP/LR/GXX/XX	42x96 Pwrd Teaming Café Wksf, W/ 2 Mdsty, LH&RH Grmt, Dual Hrn	$603.78
SKBCWR4296DTMP/N/XX	42x96 Pwrd Teaming Café Wksf, W/ 2 Mdsty, No Grmt, Dual Hrnss,	$598.46
SKBCWR4296DTMP/R/GXX/XX	42x96 Pwrd Teaming Café Wksf, W/ 2 Mdsty, Rght Grmt, Dual Hrnss,	$601.12
SKBCWR4848STMP/C/GXX/XX	48x48 Pwrd Teaming Café Wksf, W/ 2 Mdsty, Cntr Grmt, Sngl Hrnss,	$309.60
SKBCWR4848STMP/N/XX	48x48 Pwrd Teaming Café Wksf, W/ 2 Mdsty, No Grmt, Sngl Hrnss,	$306.94
SKBCWR4854STMP/C/GXX/XX	48x54 Pwrd Teaming Café Wksf, W/ 2 Mdsty, Cntr Grmt, Sngl Hrnss,	$325.97
SKBCWR4854STMP/N/XX	48x54 Pwrd Teaming Café Wksf, W/ 2 Mdsty, No Grmt, Sngl Hrnss,	$323.31
SKBCWR4860DTMP/C/GXX/XX	48x60 Pwrd Teaming Café Wksf, W/ 2 Mdsty, Cntr Grmt, Dual Hrnss,	$466.35
SKBCWR4860DTMP/L/GXX/XX	48x60 Pwrd Teaming Café Wksf, W/ 2 Mdsty, Left Grmt, Dual Hrnss,	$466.35
SKBCWR4860DTMP/LR/GXX/XX	48x60 Pwrd Teaming Café Wksf, W/ 2 Mdsty, LH&RH Grmt, Dual Hrn	$469.01
SKBCWR4860DTMP/N/XX	48x60 Pwrd Teaming Café Wksf, W/ 2 Mdsty, No Grmt, Dual Hrnss,	$463.69
SKBCWR4860DTMP/R/GXX/XX	48x60 Pwrd Teaming Café Wksf, W/ 2 Mdsty, Rght Grmt, Dual Hrnss,	$466.35
SKBCWR4860STMP/C/GXX/XX	48x60 Pwrd Teaming Café Wksf, W/ 2 Mdsty, Cntr Grmt, Sngl Hrnss,	$387.98
SKBCWR4860STMP/L/GXX/XX	48x60 Pwrd Teaming Café Wksf, W/ 2 Mdsty, Left Grmt, Sngl Hrnss,	$387.98
SKBCWR4860STMP/LR/GXX/XX	48x60 Pwrd Teaming Café Wksf, W/ 2 Mdsty, LH&RH Grmt, Sngl Hrn	$390.64
SKBCWR4860STMP/N/XX	48x60 Pwrd Teaming Café Wksf, W/ 2 Mdsty, No Grmt, Sngl Hrnss,	$385.32
SKBCWR4860STMP/R/GXX/XX	48x60 Pwrd Teaming Café Wksf, W/ 2 Mdsty, Rght Grmt, Sngl Hrnss,	$387.98

SKBCWR4866DTMP/C/GXX/XX	48x66 Pwrd Teaming Café Wksf, W/ 2 Mdsty, Cntr Grmt, Dual Hrnss,	$464.32
SKBCWR4866DTMP/L/GXX/XX	48x66 Pwrd Teaming Café Wksf, W/ 2 Mdsty, Left Grmt, Dual Hrnss,	$464.32
SKBCWR4866DTMP/LR/GXX/XX	48x66 Pwrd Teaming Café Wksf, W/ 2 Mdsty, LH&RH Grmt, Dual Hrn	$466.98
SKBCWR4866DTMP/N/XX	48x66 Pwrd Teaming Café Wksf, W/ 2 Mdsty, No Grmt, Dual Hrnss,	$461.66
SKBCWR4866DTMP/R/GXX/XX	48x66 Pwrd Teaming Café Wksf, W/ 2 Mdsty, Rght Grmt, Dual Hrnss,	$464.32
SKBCWR4872DTMP/C/GXX/XX	48x72 Pwrd Teaming Café Wksf, W/ 2 Mdsty, Cntr Grmt, Dual Hrnss,	$516.94
SKBCWR4872DTMP/L/GXX/XX	48x72 Pwrd Teaming Café Wksf, W/ 2 Mdsty, Left Grmt, Dual Hrnss,	$516.94
SKBCWR4872DTMP/LR/GXX/XX	48x72 Pwrd Teaming Café Wksf, W/ 2 Mdsty, LH&RH Grmt, Dual Hrn	$519.60
SKBCWR4872DTMP/N/XX	48x72 Pwrd Teaming Café Wksf, W/ 2 Mdsty, No Grmt, Dual Hrnss,	$514.28
SKBCWR4872DTMP/R/GXX/XX	48x72 Pwrd Teaming Café Wksf, W/ 2 Mdsty, Rght Grmt, Dual Hrnss,	$516.94
SKBCWR4872STMP/C/GXX/XX	48x72 Pwrd Teaming Café Wksf, W/ 2 Mdsty, Cntr Grmt, Sngl Hrnss,	$451.12
SKBCWR4872STMP/L/GXX/XX	48x72 Pwrd Teaming Café Wksf, W/ 2 Mdsty, Left Grmt, Sngl Hrnss,	$451.12
SKBCWR4872STMP/LR/GXX/XX	48x72 Pwrd Teaming Café Wksf, W/ 2 Mdsty, LH&RH Grmt, Sngl Hrn	$453.78
SKBCWR4872STMP/N/XX	48x72 Pwrd Teaming Café Wksf, W/ 2 Mdsty, No Grmt, Sngl Hrnss,	$448.46
SKBCWR4872STMP/R/GXX/XX	48x72 Pwrd Teaming Café Wksf, W/ 2 Mdsty, Rght Grmt, Sngl Hrnss,	$451.12
SKBCWR4878DTMP/C/GXX/XX	48x78 Pwrd Teaming Café Wksf, W/ 2 Mdsty, Cntr Grmt, Dual Hrnss,	$523.94
SKBCWR4878DTMP/L/GXX/XX	48x78 Pwrd Teaming Café Wksf, W/ 2 Mdsty, Left Grmt, Dual Hrnss,	$523.94
SKBCWR4878DTMP/LR/GXX/XX	48x78 Pwrd Teaming Café Wksf, W/ 2 Mdsty, LH&RH Grmt, Dual Hrn	$526.60
SKBCWR4878DTMP/N/XX	48x78 Pwrd Teaming Café Wksf, W/ 2 Mdsty, No Grmt, Dual Hrnss,	$521.28
SKBCWR4878DTMP/R/GXX/XX	48x78 Pwrd Teaming Café Wksf, W/ 2 Mdsty, Rght Grmt, Dual Hrnss,	$523.94
SKBCWR4884DTMP/C/GXX/XX	48x84 Pwrd Teaming Café Wksf, W/ 2 Mdsty, Cntr Grmt, Dual Hrnss,	$540.34
SKBCWR4884DTMP/L/GXX/XX	48x84 Pwrd Teaming Café Wksf, W/ 2 Mdsty, Left Grmt, Dual Hrnss,	$540.34
SKBCWR4884DTMP/LR/GXX/XX	48x84 Pwrd Teaming Café Wksf, W/ 2 Mdsty, LH&RH Grmt, Dual Hrn	$543.00
SKBCWR4884DTMP/N/XX	48x84 Pwrd Teaming Café Wksf, W/ 2 Mdsty, No Grmt, Dual Hrnss,	$537.68
SKBCWR4884DTMP/R/GXX/XX	48x84 Pwrd Teaming Café Wksf, W/ 2 Mdsty, Rght Grmt, Dual Hrnss,	$540.34
SKBCWR4890DTMP/C/GXX/XX	48x90 Pwrd Teaming Café Wksf, W/ 2 Mdsty, Cntr Grmt, Dual Hrnss,	$570.71
SKBCWR4890DTMP/L/GXX/XX	48x90 Pwrd Teaming Café Wksf, W/ 2 Mdsty, Left Grmt, Dual Hrnss,	$570.71
SKBCWR4890DTMP/LCR/GXX/XX	48x90 Pwrd Teaming Café Wksf, W/ 2 Mdsty, LH,Cntr,&RH Grmt, Du	$576.03
SKBCWR4890DTMP/LR/GXX/XX	48x90 Pwrd Teaming Café Wksf, W/ 2 Mdsty, LH&RH Grmt, Dual Hrn	$573.37
SKBCWR4890DTMP/N/XX	48x90 Pwrd Teaming Café Wksf, W/ 2 Mdsty, No Grmt, Dual Hrnss,	$568.05
SKBCWR4890DTMP/R/GXX/XX	48x90 Pwrd Teaming Café Wksf, W/ 2 Mdsty, Rght Grmt, Dual Hrnss,	$570.71
SKBCWR4896DTMP/C/GXX/XX	48x96 Pwrd Teaming Café Wksf, W/ 2 Mdsty, Cntr Grmt, Dual Hrnss,	$601.12
SKBCWR4896DTMP/L/GXX/XX	48x96 Pwrd Teaming Café Wksf, W/ 2 Mdsty, Left Grmt, Dual Hrnss,	$601.12
SKBCWR4896DTMP/LCR/GXX/XX	48x96 Pwrd Teaming Café Wksf, W/ 2 Mdsty, LH,Cntr,&RH Grmt, Du	$606.44
SKBCWR4896DTMP/LR/GXX/XX	48x96 Pwrd Teaming Café Wksf, W/ 2 Mdsty, LH&RH Grmt, Dual Hrn	$603.78
SKBCWR4896DTMP/N/XX	48x96 Pwrd Teaming Café Wksf, W/ 2 Mdsty, No Grmt, Dual Hrnss,	$598.46
SKBCWR4896DTMP/R/GXX/XX	48x96 Pwrd Teaming Café Wksf, W/ 2 Mdsty, Rght Grmt, Dual Hrnss,	$601.12

STRADDLE SCREENS

Model Number	Description	Price
CZBPPA2419/XX/CXX/AXX	24 x 19 Acrylic Straddle Screen	$187.10
CZBPPA3019/XX/CXX/AXX	30 x 19 Acrylic Straddle Screen	$206.97
CZBPPA3619/XX/CXX/AXX	36 x 19 Acrylic Straddle Screen	$226.83
CZBPPA4219/XX/CXX/AXX	42 x 19 Acrylic Straddle Screen	$254.91
CZBPPA4819/XX/CXX/AXX	48 x 19 Acrylic Straddle Screen	$263.10
CZBPPA5419/XX/CXX/AXX	54 x 19 Acrylic Straddle Screen	$298.18
CZBPPA6019/XX/CXX/AXX	60 x 19 Acrylic Straddle Screen	$309.85
CZPP.KIT.A.XX	Straddle Screen Brackets for System XXI	$112.24
CZPP.KIT.B.XX	Straddle Screen Brackets for Powerworks	$84.18

NEW YORK SUAVE MODEL PRICE LIST

Date: 8/2/2022

SUAVE

SUAVE LOUNGE CHAIR (METAL OR WOOD BASE)

OESELA/1323KD	***Lounge Chair - Metal Base (Unupholstered/Unassembled)***
OESELA/1323WBKD	***Lounge Chair - Wood Base (Unupholstered/Unassembled)***
XX	***Leg Color***
NAC, WAC	***NAC-No Wood Arm Caps, WAC-Wood Arm Caps***
GNY, NGL	***GNY-Glides, NGL-No Glides***
FXX	***Wood Finish Color***
NOTE:	***Correctional Industry must supply fabric and upholster***
FAMILY NAME:	***OESELA***

Model Number	Description	Price
OESELA/1323KD/XX/NAC/GNY	Suave Lounge Chair Metal Base No Wood Arm Caps With Glides	$552.31
OESELA/1323KD/XX/NAC/NGL	Suave Lounge Chair Metal Base No Wood Arm Caps No Glides	$545.63
OESELA/1323KD/XX/WAC/GNY/FXX	Suave Lounge Chair Metal Base Wood Arm Caps With Glides	$663.66
OESELA/1323KD/XX/WAC/NGL/FXX	Suave Lounge Chair Metal Base Wood Arm Caps No Glides	$658.10
OESELA/1323WBKD/NAC/FXX	Suave Lounge Chair Wood Base No Wood Arm Caps	$690.39
OESELA/1323WBKD/WAC/FXX	Suave Lounge Chair Wood Base Wood Arm Caps	$805.08

SUAVE LOVESEAT (METAL OR WOOD BASE)

OESELA/1333KD	***Loveseat - Metal Base (Unupholstered/Unassembled)***
OESELA/1333WBKD	***Loveseat - Wood Base (Unupholstered/Unassembled)***
XX	***Leg Color***
NAC, WAC	***NAC-No Wood Arm Caps, WAC-Wood Arm Caps***
GNY, NGL	***GNY-Glides, NGL-No Glides***
FXX	***Wood Finish Color***
NOTE:	***Correctional Industry must supply fabric and upholster***
FAMILY NAME:	***OESELA***

Model Number	Description	Price
OESELA/1333KD/XX/NAC/GNY	Suave Loveseat Metal Base No Wood Arm Caps With Glides	$674.80
OESELA/1333KD/XX/NAC/NGL	Suave Loveseat Metal Base No Wood Arm Caps No Glides	$669.23
OESELA/1333KD/XX/WAC/GNY/FXX	Suave Loveseat Metal Base Wood Arm Caps With Glides	$792.83
OESELA/1333KD/XX/WAC/NGL/FXX	Suave Loveseat Metal Base Wood Arm Caps No Glides	$787.26
OESELA/1333WBKD/NAC/FXX	Suave Loveseat Wood Base No Wood Arm Caps	$864.10
OESELA/1333WBKD/WAC/FXX	Suave Loveseat Wood Base Wood Arm Caps	$975.45

SUAVE SOFA (METAL OR WOOD BASE)

OESELA/1343KD	***Sofa - Metal Base (Unupholstered/Unassembled)***
OESELA/1343WBKD	***Sofa - Wood Base (Unupholstered/Unassembled)***
XX	***Leg Color***
NAC, WAC	***NAC-No Wood Arm Caps, WAC-Wood Arm Caps***
GNY, NGL	***GNY-Glides, NGL-No Glides***
FXX	***Wood Finish Color***
NOTE:	***Correctional Industry must supply fabric and upholster***
FAMILY NAME:	***OESELA***

Model Number	Description	Price
OESELA/1343KD/XX/NAC/GNY	Suave Sofa Metal Base No Wood Arm Caps With Glides	$886.37
OESELA/1343KD/XX/NAC/NGL	Suave Sofa Metal Base No Wood Arm Caps No Glides	$880.80
OESELA/1343KD/XX/WAC/GNY/FXX	Suave Sofa Metal Base Wood Arm Caps With Glides	$1,004.40
OESELA/1343KD/XX/WAC/NGL/FXX	Suave Sofa Metal Base Wood Arm Caps No Glides	$998.83
OESELA/1343WBKD/NAC/FXX	Suave Sofa Wood Base No Wood Arm Caps	$1,111.30
OESELA/1343WBKD/WAC/FXX	Suave Sofa Wood Base Wood Arm Caps	$1,228.22

NEW YORK SUAVE MODEL PRICE LIST

Date: 8/2/2022

SUAVE OTTOMAN

OESELA/1220KD ***Ottoman - Metal Base (Unupholstered/Unassembled)***
XX ***Leg Color***
GNY, NGL ***GNY-Glides, NGL-No Glides***
NOTE: ***Correctional Industry must supply fabric and upholster***
FAMILY NAME: ***OESELA***

Model Number	Description	Price
OESELA/1220KD/XX/GNY	Suave Ottoman Metal Base With Glides	$334.06
OESELA/1220KD/XX/NGL	Suave Ottoman Metal Base No Glides	$328.49

SUAVE LOUNGE (LARGE) CHAIR (METAL OR WOOD BASE)

OESELA/1223KD ***Lounge (Large) Chair - Metal Base (Unupholstered/Unassembled)***
OESELA/1223WBKD ***Lounge (Large) Chair - Wood Base (Unupholstered/Unassembled)***
XX ***Leg Color***
NAC, WAC ***NAC-No Wood Arm Caps, WAC-Wood Arm Caps***
GNY, NGL ***GNY-Glides, NGL-No Glides***
FXX ***Wood Finish Color***
NOTE: ***Correctional Industry must supply fabric and upholster***
FAMILY NAME: ***OESELA***

Model Number	Description	Price
OESELA/1223KD/XX/NAC/GNY	Suave Lounge (Large) Chair Metal Base No Wood Arm Caps W/Glds	$651.41
OESELA/1223KD/XX/NAC/NGL	Suave Lounge (Large) Chair Metal Base No Wood Arm Caps No Glds	$645.84
OESELA/1223KD/XX/WAC/GNY/FXX	Suave Lounge (Large) Chair Metal Base Wood Arm Caps With Glds	$747.18
OESELA/1223KD/XX/WAC/NGL/FXX	Suave Lounge (Large) Chair Metal Base Wood Arm Caps No Glides	$741.61
OESELA/1223WBKD/NAC/FXX	Suave Lounge (Large) Chair Wood Base No Wood Arm Caps	$926.45
OESELA/1223WBKD/WAC/FXX	Suave Lounge (Large) Chair Wood Base Wood Arm Caps	$1,067.87

SUAVE LOUNGE TABLET ARM CHAIR (METAL OR WOOD BASE)

OESELA1313TKD ***Lounge Tablet Arm Chair - Metal Base (Unupholstered/Unassembled)***
OESELA1313TWBKD ***Lounge Tablet Arm Chair - Wood Base (Unupholstered/Unassembled)***
XX ***Leg Color***
NAC, WAC ***NAC-No Wood Arm Caps, WAC-Wood Arm Caps***
LT or RT ***LT=Left Facing Tablet Arm, RT=Right Facing Tablet Arm***
AT, NR, RA ***AT=Articulating Arm, NR=Fixed Arm, RA=Removable Arm***
TP, NTP ***TP=Tablet Hole Cover, NTP=No Tablet Hole Cover***
GY, GN ***GY-Glides, GN-No Glides***
LX/FX/AX ***LX=Laminate Finish, FX=Wood Finish, AX=Arm Cap Finish***
NOTE: ***Correctional Industry must supply fabric and upholster***
FAMILY NAME: ***OESELA***

Model Number	Description	Price
OESELA1313TKD/XX/NAC/LT/AT/NT/GN/LXFX	TabArm LngChr Lft ArtcltgArm MtlBase NTP NoWdArmCaps NoGlds	$737.16
OESELA1313TKD/XX/NAC/LT/AT/NT/GY/LXFX	TabArm LngChr Lft ArtcltgArm MtlBase NTP NoWdArmCaps W/Glds	$742.72
OESELA1313TKD/XX/NAC/LT/AT/TP/GN/LXFX	TabArm LngChr Lft ArtcltgArm MtlBase TP NoWdArmCaps NoGlds	$760.54
OESELA1313TKD/XX/NAC/LT/AT/TP/GY/LXFX	TabArm LngChr Lft ArtcltgArm MtlBase TP NoWdArmCaps W/Glds	$766.11
OESELA1313TKD/XX/NAC/LT/NR/NT/GN/LXFX	TabArm LngChr Lft FxedArm MtlBase NTP NoWoodArmCaps NoGlds	$701.53
OESELA1313TKD/XX/NAC/LT/NR/NT/GY/LXFX	TabArm LngChr Lft FxedArm MtlBase NTP NoWoodArmCaps W/Glds	$707.09
OESELA1313TKD/XX/NAC/LT/RA/NT/GN/LXFX	TabArm LngChr Lft RmvblArm MtlBase NTP NoWdArmCaps NoGlds	$693.73
OESELA1313TKD/XX/NAC/LT/RA/NT/GY/LXFX	TabArm LngChr Lft RmvblArm MtlBase NTP NoWdArmCaps W/Glds	$699.29
OESELA1313TKD/XX/NAC/LT/RA/TP/GN/LXFX	TabArm LngChr Lft RmvblArm MtlBase TP NoWdArmCaps NoGlds	$716.00
OESELA1313TKD/XX/NAC/LT/RA/TP/GY/LXFX	TabArm LngChr Lft RmvblArm MtlBase TP NoWdArmCaps W/Glds	$721.56
OESELA1313TKD/XX/NAC/RT/AT/NT/GN/LXFX	TabArm LngChr Rt ArtcltgArm MtlBase NTP NoWdArmCaps NoGlds	$737.16
OESELA1313TKD/XX/NAC/RT/AT/NT/GY/LXFX	TabArm LngChr Rt ArtcltgArm MtlBase NTP NoWdArmCaps W/Glds	$742.72
OESELA1313TKD/XX/NAC/RT/AT/TP/GN/LXFX	TabArm LngChr Rt ArtcltgArm MtlBase TP NoWdArmCaps NoGlds	$760.54
OESELA1313TKD/XX/NAC/RT/AT/TP/GY/LXFX	TabArm LngChr Rt ArtcltgArm MtlBase TP NoWdArmCaps W/Glds	$766.11
OESELA1313TKD/XX/NAC/RT/NR/NT/GN/LXFX	TabArm LngChr Rt FxedArm MtlBase NTP NoWoodArmCaps NoGlds	$701.53
OESELA1313TKD/XX/NAC/RT/NR/NT/GY/LXFX	TabArm LngChr Rt FxedArm MtlBase NTP NoWoodArmCaps W/Glds	$707.09

NEW YORK SUAVE MODEL PRICE LIST

Date: 8/2/2022

OESELA1313TKD/XX/NAC/RT/RA/NT/GN/LXFX	TabArm LngChr Rt RmvblArm MtlBase NTP NoWdArmCaps NoGlds	$693.73
OESELA1313TKD/XX/NAC/RT/RA/NT/GY/LXFX	TabArm LngChr Rt RmvblArm MtlBase NTP NoWdArmCaps W/Glds	$699.29
OESELA1313TKD/XX/NAC/RT/RA/TP/GN/LXFX	TabArm LngChr Rt RmvblArm MtlBase TP NoWdArmCaps NoGlds	$716.00
OESELA1313TKD/XX/NAC/RT/RA/TP/GY/LXFX	TabArm LngChr Rt RmvblArm MtlBase TP NoWdArmCaps W/Glds	$721.56
OESELA1313TKDXX/WAC/LTAT/NTGNLXFXAX	TabArm LngChr Lft ArtcltgArm MtlBase NTP WoodArmCaps NoGlds	$812.88
OESELA1313TKDXX/WAC/LTAT/NTGYLXFXAX	TabArm LngChr Lft ArtcltgArm MtlBase NTP WoodArmCaps W/Glds	$818.44
OESELA1313TKDXX/WAC/LTAT/TPGNLXFXAX	TabArm LngChr Lft ArtcltgArm MtlBase TP WoodArmCaps NoGlds	$827.35
OESELA1313TKDXX/WAC/LTAT/TPGYLXFXAX	TabArm LngChr Lft ArtcltgArm MtlBase TP WoodArmCaps W/Glds	$834.03
OESELA1313TKDXX/WAC/LTNR/NTGNLXFXAX	TabArm LngChr Lft FixedArm MtlBase NTP WoodArmCaps NoGlds	$775.01
OESELA1313TKDXX/WAC/LTNR/NTGYLXFXAX	TabArm LngChr Lft FixedArm MtlBase NTP WoodArmCaps W/Glds	$780.58
OESELA1313TKDXX/WAC/LTRA/NTGNLXFXAX	TabArm LngChr Lft RmvblArm MtlBase NTP WoodArmCaps NoGlds	$766.11
OESELA1313TKDXX/WAC/LTRA/NTGYLXFXAX	TabArm LngChr Lft RmvblArm MtlBase NTP WoodArmCaps W/Glds	$771.67
OESELA1313TKDXX/WAC/LTRA/TPGNLXFXAX	TabArm LngChr Lft RmvblArm MtlBase TP WoodArmCaps NoGlds	$788.38
OESELA1313TKDXX/WAC/LTRA/TPGYLXFXAX	TabArm LngChr Lft RmvblArm MtlBase TP WoodArmCaps W/Glds	$793.94
OESELA1313TKDXX/WAC/RTAT/NTGNLXFXAX	TabArm LngChr Rt ArtcltgArm MtlBase NTP WoodArmCaps NoGlds	$812.88
OESELA1313TKDXX/WAC/RTAT/NTGYLXFXAX	TabArm LngChr Rt ArtcltgArm MtlBase NTP WoodArmCaps W/Glds	$818.44
OESELA1313TKDXX/WAC/RTAT/TPGNLXFXAX	TabArm LngChr Rt ArtcltgArm MtlBase TP WoodArmCaps NoGlds	$827.35
OESELA1313TKDXX/WAC/RTAT/TPGYLXFXAX	TabArm LngChr Rt ArtcltgArm MtlBase TP WoodArmCaps W/Glds	$834.03
OESELA1313TKDXX/WAC/RTNR/NTGNLXFXAX	TabArm LngChr Rt FixedArm MtlBase NTP WoodArmCaps NoGlds	$775.01
OESELA1313TKDXX/WAC/RTNR/NTGYLXFXAX	TabArm LngChr Rt FixedArm MtlBase NTP WoodArmCaps W/Glds	$780.58
OESELA1313TKDXX/WAC/RTRA/NTGNLXFXAX	TabArm LngChr Rt RmvblArm MtlBase NTP WoodArmCaps NoGlds	$766.11
OESELA1313TKDXX/WAC/RTRA/NTGYLXFXAX	TabArm LngChr Rt RmvblArm MtlBase NTP WoodArmCaps W/Glds	$771.67
OESELA1313TKDXX/WAC/RTRA/TPGNLXFXAX	TabArm LngChr Rt RmvblArm MtlBase TP WoodArmCaps NoGlds	$788.38
OESELA1313TKDXX/WAC/RTRA/TPGYLXFXAX	TabArm LngChr Rt RmvblArm MtlBase TP WoodArmCaps W/Glds	$793.94
OESELA1313TWBKD/XX/NAC/LT/AT/NT/LXFX	TabArm LngChr Lft ArticltngArm WdBase NTP NoWoodArmCaps	$978.79
OESELA1313TWBKD/XX/NAC/LT/AT/TP/LXFX	TabArm LngChr Lft ArticltngArm WdBase TP NoWoodArmCaps	$999.95
OESELA1313TWBKD/XX/NAC/LT/NR/NT/LXFX	TabArm LngChr Lft FixedArm WoodBase NTP NoWoodArmCaps	$964.32
OESELA1313TWBKD/XX/NAC/LT/RA/NT/LXFX	TabArm LngChr Lft RemovableArm WdBase NTP NoWoodArmCaps	$952.07
OESELA1313TWBKD/XX/NAC/LT/RA/TP/LXFX	TabArm LngChr Lft RemovableArm WdBase TP NoWoodArmCaps	$973.23
OESELA1313TWBKD/XX/NAC/RT/AT/NT/LXFX	TabArm LngChr Rt ArticltngArm WdBase NTP NoWoodArmCaps	$978.79
OESELA1313TWBKD/XX/NAC/RT/AT/TP/LXFX	TabArm LngChr Rt ArticltngArm WdBase TP NoWoodArmCaps	$999.95
OESELA1313TWBKD/XX/NAC/RT/NR/NT/LXFX	TabArm LngChr Rt FixedArm WoodBase NTP NoWoodArmCaps	$964.32
OESELA1313TWBKD/XX/NAC/RT/RA/NT/LXFX	TabArm LngChr Rt RemovableArm WdBase NTP NoWoodArmCaps	$952.07
OESELA1313TWBKD/XX/NAC/RT/RA/TP/LXFX	TabArm LngChr Rt RemovableArm WdBase TP NoWoodArmCaps	$973.23
OESELA1313TWBKDXX/WAC/LTAT/NTLXFXAX	TabArm LngChr Lft ArticltngArm WoodBase NTP WoodArmCaps	$1,102.39
OESELA1313TWBKDXX/WAC/LTAT/TPLXFXAX	TabArm LngChr Lft ArticltngArm WoodBase TP WoodArmCaps	$1,122.43
OESELA1313TWBKDXX/WAC/LTNR/NTLXFXAX	TabArm LngChr Lft FixedArm WoodBase NTP WoodArmCaps	$1,083.46
OESELA1313TWBKDXX/WAC/LTRA/NTLXFXAX	TabArm LngChr Lft RemovableArm WoodBase NTP WoodArmCaps	$1,074.55
OESELA1313TWBKDXX/WAC/LTRA/TPLXFXAX	TabArm LngChr Lft RemovableArm WoodBase TP WoodArmCaps	$1,096.82
OESELA1313TWBKDXX/WAC/RTAT/NTLXFXAX	TabArm LngChr Rt ArticltngArm WoodBase NTP WoodArmCaps	$1,102.39
OESELA1313TWBKDXX/WAC/RTAT/TPLXFXAX	TabArm LngChr Rt ArticltngArm WoodBase TP WoodArmCaps	$1,122.43
OESELA1313TWBKDXX/WAC/RTNR/NTLXFXA	TabArm LngChr Rt FixedArm WoodBase NTP WoodArmCaps	$1,083.46
OESELA1313TWBKDXX/WAC/RTRA/NTLXFXA	TabArm LngChr Rt RemovableArm WoodBase NTP WoodArmCaps	$1,074.55
OESELA1313TWBKDXX/WAC/RTRA/TPLXFXAX	TabArm LngChr Rt RemovableArm WoodBase TP WoodArmCaps	$1,096.82

NEW YORK SUM4 MODEL PRICE LIST

Date: 8/2/2022

SUM4 SEATING

SLED BASE NO ARM STACK CHAIR (POLY SEAT POLY BACK)

SUM4 ***Sum4 Sled Base Stack Chair***
PSB ***Poly Seat Poly Back***
NOGLD,PG,PLG,RG,SG,SLG ***Glide Option***
FAMILY NAME: ***SUM4***

Model Number	Description	Price
SUM4/PSB/NOGLD	Sum4 Sled Base Poly Seat Poly Back No Glides	$73.50
SUM4/PSB/PG	Sum4 Sled Base Poly Seat Poly Back Polycarbonate Glides	$76.83
SUM4/PSB/PLG	Sum4 Sled Base Poly Seat Poly Back Polycarbonate GangingGlides	$76.83
SUM4/PSB/RG	Sum4 Sled Base Poly Seat Poly Back Non-Skid Rubber Glides	$76.83
SUM4/PSB/SG	Sum4 Sled Base Poly Seat Poly Back Steel Bottom Glides	$76.83
SUM4/PSB/SLG	Sum4 Sled Base Poly Seat Poly Back Steel Ganging Glides	$76.83

SLED BASE NO ARM STACK CHAIR (MESH SEAT MESH BACK)

SUM4 ***Sum4 Sled Base Stack Chair***
MSB ***Mesh Seat Mesh Back***
NOGLD,PG,PLG,RG,SG,SLG ***Glide Option***
FAMILY NAME: ***SUM4***

Model Number	Description	Price
SUM4/MSB/NOGLD	Sum4 Sled Base Mesh Seat Mesh Back No Glides	$91.31
SUM4/MSB/PG	Sum4 Sled Base Mesh Seat Mesh Back Polycarbonate Glides	$94.65
SUM4/MSB/PLG	Sum4 Sled Base Mesh Seat Mesh Back Polycarbonate GangingGlds	$94.65
SUM4/MSB/RG	Sum4 Sled Base Mesh Seat Mesh Back Non-Skid Rubber Glides	$94.65
SUM4/MSB/SG	Sum4 Sled Base Mesh Seat Mesh Back Steel Bottom Glides	$94.65
SUM4/MSB/SLG	Sum4 Sled Base Mesh Seat Mesh Back Steel Ganging Glides	$94.65

SLED BASE NO ARM STACK CHAIR (MESH SEAT POLY BACK)

SUM4 ***Sum4 Sled Base Stack Chair***
MSPB ***Mesh Seat Poly Back***
NOGLD,PG,PLG,RG,SG,SLG ***Glide Option***
FAMILY NAME: ***SUM4***

Model Number	Description	Price
SUM4/MSPB/NOGLD	Sum4 Sled Base Mesh Seat Poly Back No Glides	$83.52
SUM4/MSPB/PG	Sum4 Sled Base Mesh Seat Poly Back Polycarbonate Glides	$86.86
SUM4/MSPB/PLG	Sum4 Sled Base Mesh Seat Poly Back Polycarbonate Ganging Glds	$86.86
SUM4/MSPB/RG	Sum4 Sled Base Mesh Seat Poly Back Non-Skid Rubber Glides	$86.86
SUM4/MSPB/SG	Sum4 Sled Base Mesh Seat Poly Back Steel Bottom Glides	$86.86
SUM4/MSPB/SLG	Sum4 Sled Base Mesh Seat Poly Back Steel Ganging Glides	$86.86

SLED BASE NO ARM STACK CHAIR (POLY SEAT MESH BACK)

SUM4 ***Sum4 Sled Base Stack Chair***
PSMB ***Poly Seat Mesh Back***
NOGLD,PG,PLG,RG,SG,SLG ***Glide Option***
FAMILY NAME: ***SUM4***

Model Number	Description	Price
SUM4/PSMB/NOGLD	Sum4 Sled Base Poly Seat Mesh Back No Glides	$81.28
SUM4/PSMB/PG	Sum4 Sled Base Poly Seat Mesh Back Polycarbonate Glides	$84.63
SUM4/PSMB/PLG	Sum4 Sled Base Poly Seat Mesh Back Polycarbonate Ganging Glds	$84.63
SUM4/PSMB/RG	Sum4 Sled Base Poly Seat Mesh Back Non-Skid Rubber Glides	$84.63
SUM4/PSMB/SG	Sum4 Sled Base Poly Seat Mesh Back Steel Bottom Glides	$84.63
SUM4/PSMB/SLG	Sum4 Sled Base Poly Seat Mesh Back Steel Ganging Glides	$84.63

NEW YORK SUM4 MODEL PRICE LIST

Date: 8/2/2022

STOOL SLED BASE NO ARM STACK CHAIR (POLY SEAT POLY BACK)

SUM4S ***Sum4 Stool Sled Base Stack Chair***
PSB ***Poly Seat Poly Back***
NOGLD,PG,PLG,RG,SG,SLG ***Glide Option***
FAMILY NAME: ***SUM4***

Model Number	Description	Price
SUM4S/PSB/NOGLD	Sum4 Stool Sled Base Poly Seat Poly Back No Glides	$94.65
SUM4S/PSB/PG	Sum4 Stool Sled Base Poly Seat Poly Back Polycarbonate Glides	$97.99
SUM4S/PSB/PLG	Sum4 Stool Sled Base Poly Seat Poly Back Polycarb GangingGlides	$97.99
SUM4S/PSB/RG	Sum4 Stool Sled Base Poly Seat Poly Back Non-Skid Rubber Glds	$97.99
SUM4S/PSB/SG	Sum4 Stool Sled Base Poly Seat Poly Back Steel Bottom Glides	$97.99
SUM4S/PSB/SLG	Sum4 Stool Sled Base Poly Seat Poly Back Steel Ganging Glides	$97.99

STOOL SLED BASE NO ARM STACK CHAIR (MESH SEAT MESH BACK)

SUM4S ***Sum4 Stool Sled Base Stack Chair***
MSB ***Mesh Seat Mesh Back***
NOGLD,PG,PLG,RG,SG,SLG ***Glide Option***
FAMILY NAME: ***SUM4***

Model Number	Description	Price
SUM4S/MSB/NOGLD	Sum4 Stool Sled Base Mesh Seat Mesh Back No Glides	$111.35
SUM4S/MSB/PG	Sum4 Stool Sled Base Mesh Seat Mesh Back Polycarbonate Glides	$114.70
SUM4S/MSB/PLG	Sum4 Stool Sled Base Mesh Seat Mesh Back Polycarb GangingGlds	$114.70
SUM4S/MSB/RG	Sum4 Stool Sled Base Mesh Seat Mesh Back Non-Skid Rubber Glds	$114.70
SUM4S/MSB/SG	Sum4 Stool Sled Base Mesh Seat Mesh Back Steel Bottom Glides	$114.70
SUM4S/MSB/SLG	Sum4 Stool Sled Base Mesh Seat Mesh Back Steel Ganging Glides	$114.70

STOOL SLED BASE NO ARM STACK CHAIR (MESH SEAT POLY BACK)

SUM4S ***Sum4 Stool Sled Base Stack Chair***
MSPB ***Mesh Seat Poly Back***
NOGLD,PG,PLG,RG,SG,SLG ***Glide Option***
FAMILY NAME: ***SUM4***

Model Number	Description	Price
SUM4S/MSPB/NOGLD	Sum4 Stool Sled Base Mesh Seat Poly Back No Glides	$104.68
SUM4S/MSPB/PG	Sum4 Stool Sled Base Mesh Seat Poly Back Polycarbonate Glides	$108.01
SUM4S/MSPB/PLG	Sum4 Stool Sled Base Mesh Seat Poly Back Polycarb GangingGlds	$108.01
SUM4S/MSPB/RG	Sum4 Stool Sled Base Mesh Seat Poly Back Non-Skid Rubber Glds	$108.01
SUM4S/MSPB/SG	Sum4 Stool Sled Base Mesh Seat Poly Back Steel Bottom Glides	$108.01
SUM4S/MSPB/SLG	Sum4 Stool Sled Base Mesh Seat Poly Back Steel Ganging Glides	$108.01

STOOL SLED BASE NO ARM STACK CHAIR (POLY SEAT MESH BACK)

SUM4S ***Sum4 Stool Sled Base Stack Chair***
PSMB ***Poly Seat Mesh Back***
NOGLD,PG,PLG,RG,SG,SLG ***Glide Option***
FAMILY NAME: ***SUM4***

Model Number	Description	Price
SUM4S/PSMB/NOGLD	Sum4 Stool Sled Base Poly Seat Mesh Back No Glides	$102.44
SUM4S/PSMB/PG	Sum4 Stool Sled Base Poly Seat Mesh Back Polycarbonate Glides	$105.79
SUM4S/PSMB/PLG	Sum4 Stool Sled Base Poly Seat Mesh Back Polycarb Ganging Glds	$105.79
SUM4S/PSMB/RG	Sum4 Stool Sled Base Poly Seat Mesh Back Non-Skid Rubber Glds	$105.79
SUM4S/PSMB/SG	Sum4 Stool Sled Base Poly Seat Mesh Back Steel Bottom Glides	$105.79
SUM4S/PSMB/SLG	Sum4 Stool Sled Base Poly Seat Mesh Back Steel Ganging Glides	$105.79

NEW YORK SUM4 MODEL PRICE LIST

Date: 8/2/2022

SUM4 DOLLYS

NOTE: ***SUM4 Dollys***

FAMILY NAME: ***SUM4***

Model Number	Description	Price
SUM4SD	Stool Dolly	$80.17
SUM4STD	Standard Sled Base Dolly	$65.70

NEW YORK SUTIL MODEL PRICE LIST

Date: 8/2/2022

SUTIL

SUTIL TASK NO ARMS

OEIDE820	***Task Chair No Arms No Seat Slider***
OEIDE840	***Task Chair No Arms With Seat Slider***
BLBR, GYBR, WHBR	***Black Mesh Poly Back, Grey Mesh Poly Back, White Mesh Poly Back***
A, P	***Polished Aluminum Base, Black Plastic Base***
FAMILY NAME:	***SUTIL***

Model Number	Description	Price
OEIDE820/BLBR/A	Task Chair No Seat Sld NoArms BL Mesh PplyBack PolshdAlumBse	$236.07
OEIDE820/BLBR/P	Task Chair No Seat Slide NoArms BL Mesh PolyBack BL PlasticBse	$184.85
OEIDE820/GYBR/A	Task Chair No Seat Sld NoArms GR Mesh PplyBack PolshdAlumBse	$236.07
OEIDE820/GYBR/P	Task Chair No Seat Slide NoArms GR Mesh PolyBack BL PlastcBase	$184.85
OEIDE820/WHBR/A	Task Chair No Seat Sld NoArms WH Mesh PplyBack PolshdAlmBse	$236.07
OEIDE820/WHBR/P	Task Chair No Seat Slide NoArms WH Mesh PolyBack BL PlastcBse	$184.85
OEIDE840/BLBR/A	Task Chair W/Seat Sld NoArms BL Mesh PplyBack PolshdAlumBse	$256.12
OEIDE840/BLBR/P	Task Chair W/Seat Slide NoArms BL Mesh PolyBack BL PlasticBase	$204.89
OEIDE840/GYBR/A	Task Chair W/Seat Sld NoArms GR Mesh PplyBack PolshdAlumBse	$256.12
OEIDE840/GYBR/P	Task Chair W/Seat Slide NoArms GR Mesh PolyBack BL PlastcBase	$204.89
OEIDE840/WHBR/A	Task Chair W/Seat Sld NoArms WH Mesh PplyBack PolshdAlmBse	$256.12
OEIDE840/WHBR/P	Task Chair W/Seat Slide NoArms WH Mesh PolyBack BL PlastcBse	$204.89

SUTIL TASK WITH ARMS

OEIDE82B, OEIDE82C	***Task Chair 1D Height Adj Arms No Slider, Task Chair 4D Height&Width Adj Arms No Slider***
OEIDE84B, OEIDE84C	***Task Chair 1D Height Adj Arms With Slider, Task Chair 1D Height&Width Adj Arms With Slider***
BLBR, GYBR, WHBR	***Black Mesh Poly Back, Grey Mesh Poly Back, White Mesh Poly Back***
A, P	***Polished Aluminum Base, Black Plastic Base***
FAMILY NAME:	***SUTIL***

Model Number	Description	Price
OEIDE82B/BLBR/A	Task Chair NoSeatSld 1D HgtAdjArms BLMesh PplyBck PolshdAlBse	$268.36
OEIDE82B/BLBR/P	Task Chair NoSeatSld 1D HgtAdjArms BL Mesh PlyBck BL PlstcBase	$217.14
OEIDE82B/GYBR/A	Task Chair NoSeatSld 1D HgtAdjArms GRMesh PlyBck PolshdAlBse	$268.36
OEIDE82B/GYBR/P	Task Chair NoSeatSld 1D HgtAdjArms GR Mesh PlyBck BL PlstcBse	$217.14
OEIDE82B/WHBR/A	Task Chair NoSeatSld 1D HgtAdjArms WHMesh PlyBck PolshdAlBse	$268.36
OEIDE82B/WHBR/P	Task Chair NoSeatSld 1D HgtAdjArms WH Mesh PlyBck BL PlstcBse	$217.14
OEIDE82C/BLBR/A	Task Chair NoStSld 4D H&WAdjArms BLMesh PplyBck PolshdAlBse	$371.92
OEIDE82C/BLBR/P	Task Chair NoStSld 4D H&WAdjArms BL Mesh PlyBck BL PlstcBase	$320.70
OEIDE82C/GYBR/A	Task Chair NoStSld 4D H&WAdjArms GRMesh PlyBck PolshdAlBse	$371.92
OEIDE82C/GYBR/P	Task Chair NoStSld 4D H&WAdjArms GR Mesh PlyBck BL PlstcBse	$320.70
OEIDE82C/WHBR/A	Task Chair NoStSld 4D H&WAdjArms WHMesh PlyBck PolshdAlBse	$371.92
OEIDE82C/WHBR/P	Task Chair NoStSld 4D H&WAdjArms WH Mesh PlyBck BL PlstcBse	$320.70
OEIDE84B/BLBR/A	Task Chair W/SeatSld 1D HgtAdjArms BLMesh PplyBck PolshdAlBse	$288.41
OEIDE84B/BLBR/P	Task Chair W/SeatSld 1D HgtAdjArms BL Mesh PlyBck BL PlstcBase	$237.18
OEIDE84B/GYBR/A	Task Chair W/SeatSld 1D HgtAdjArms GRMesh PlyBck PolshdAlBse	$288.41
OEIDE84B/GYBR/P	Task Chair W/SeatSld 1D HgtAdjArms GR Mesh PlyBck BL PlstcBse	$237.18
OEIDE84B/WHBR/A	Task Chair W/SeatSld 1D HgtAdjArms WHMesh PlyBck PolshdAlBse	$288.41
OEIDE84B/WHBR/P	Task Chair W/SeatSld 1D HgtAdjArms WH Mesh PlyBck BL PlstcBse	$237.18
OEIDE84C/BLBR/A	Task Chair W/StSld 4D H&WAdjArms BLMesh PplyBck PolshdAlBse	$391.96
OEIDE84C/BLBR/P	Task Chair W/StSld 4D H&WAdjArms BL Mesh PlyBck BL PlstcBase	$340.74
OEIDE84C/GYBR/A	Task Chair W/StSld 4D H&WAdjArms GRMesh PlyBck PolshdAlBse	$391.96
OEIDE84C/GYBR/P	Task Chair W/StSld 4D H&WAdjArms GR Mesh PlyBck BL PlstcBse	$340.74
OEIDE84C/WHBR/A	Task Chair W/StSld 4D H&WAdjArms WHMesh PlyBck PolshdAlBse	$391.96
OEIDE84C/WHBR/P	Task Chair W/StSld 4D H&WAdjArms WH Mesh PlyBck BL PlstcBse	$340.74

NEW YORK SUTIL MODEL PRICE LIST

Date: 8/2/2022

SUTIL STOOL NO ARMS

OEIDE920	***Stool Chair No Arms No Seat Slider***
OEIDE940	***Stool Chair No Arms With Seat Slider***
BLBR, GYBR, WHBR	***Black Mesh Poly Back, Grey Mesh Poly Back, White Mesh Poly Back***
A, P	***Polished Aluminum Base, Black Plastic Base***
FAMILY NAME:	***SUTIL***

Model Number	Description	Price
OEIDE920/BLBR/A	Stool Chr No Seat Sld NoArms BL Mesh PplyBack PolshdAlumBse	$280.61
OEIDE920/BLBR/P	Stool Chr No Seat Slide NoArms BL Mesh PolyBack BL PlasticBse	$229.39
OEIDE920/GYBR/A	Stool Chr No Seat Sld NoArms GY Mesh PplyBack PolshdAlumBse	$280.61
OEIDE920/GYBR/P	Stool Chr No Seat Slide NoArms GR Mesh PolyBack BL PlasticBse	$229.39
OEIDE920/WHBR/A	Stool Chr No Seat Sld NoArms WH Mesh PplyBack PolshdAlumBse	$280.61
OEIDE920/WHBR/P	Stool Chr No Seat Slide NoArms WHMesh PolyBack BL PlasticBse	$229.39
OEIDE940/BLBR/A	Stool Chr W/Seat Sld NoArms BL Mesh PplyBack PolshdAlumBse	$300.66
OEIDE940/BLBR/P	Stool Chr W/Seat Slide NoArms BL Mesh PolyBack BL PlasticBase	$260.57
OEIDE940/GYBR/A	Stool Chr W/Seat Sld NoArms GR Mesh PplyBack PolshdAlumBse	$300.66
OEIDE940/GYBR/P	Stool Chr W/Seat Slide NoArms GR Mesh PolyBack BL PlastcBase	$260.57
OEIDE940/WHBR/A	Stool Chr W/Seat Sld NoArms WH Mesh PplyBack PolshdAlmBse	$300.66
OEIDE940/WHBR/P	Stool Chr W/Seat Slide NoArms WH Mesh PolyBack BL PlastcBse	$260.57

SUTIL STOOL WITH ARMS

OEIDE92B, OEIDE92C	***Stool Chair 1D Height Adj Arms No Slider, Stool Chair 4D Height&Width Adj Arms No Slider***
OEIDE94B, OEIDE94C	***Stool Chair 1D Height Adj Arms With Slider, Stool Chair 1D Height&Width Adj Arms With Slider***
BLBR, GYBR, WHBR	***Black Mesh Poly Back, Grey Mesh Poly Back, White Mesh Poly Back***
A, P	***Polished Aluminum Base, Black Plastic Base***
FAMILY NAME:	***SUTIL***

Model Number	Description	Price
OEIDE92B/BLBR/A	Stool Chr NoSeatSld 1D HgtAdjArms BLMesh PplyBck PolshdAlBse	$312.90
OEIDE92B/BLBR/P	Stool Chr NoSeatSld 1D HgtAdjArms BL Mesh PlyBck BL PlstcBase	$261.68
OEIDE92B/GYBR/A	Stool Chr NoSeatSld 1D HgtAdjArms GRMesh PlyBck PolshdAlBse	$312.90
OEIDE92B/GYBR/P	Stool Chr NoSeatSld 1D HgtAdjArms GR Mesh PlyBck BL PlstcBse	$261.68
OEIDE92B/WHBR/A	Stool Chr NoSeatSld 1D HgtAdjArms WHMesh PlyBck PolshdAlBse	$312.90
OEIDE92B/WHBR/P	Stool Chr NoSeatSld 1D HgtAdjArms WH Mesh PlyBck BL PlstcBse	$261.68
OEIDE92C/BLBR/A	Stool Chr NoStSld 4D H&WAdjArms BLMesh PplyBck PolshdAlBse	$416.46
OEIDE92C/BLBR/P	Stool Chr NoStSld 4D H&WAdjArms BL Mesh PlyBck BL PlstcBase	$365.24
OEIDE92C/GYBR/A	Stool Chr NoStSld 4D H&WAdjArms GRMesh PlyBck PolshdAlBse	$416.46
OEIDE92C/GYBR/P	Stool Chr NoStSld 4D H&WAdjArms GR Mesh PlyBck BL PlstcBse	$365.24
OEIDE92C/WHBR/A	Stool Chr NoStSld 4D H&WAdjArms WHMesh PlyBck PolshdAlBse	$416.46
OEIDE92C/WHBR/P	Stool Chr NoStSld 4D H&WAdjArms WH Mesh PlyBck BL PlstcBse	$365.24
OEIDE94B/BLBR/A	Stool Chr W/SeatSld 1D HgtAdjArms BLMesh PplyBck PolshdAlBse	$332.95
OEIDE94B/BLBR/P	Stool Chr W/SeatSld 1D HgtAdjArms BL Mesh PlyBck BL PlstcBase	$292.86
OEIDE94B/GYBR/A	Stool Chr W/SeatSld 1D HgtAdjArms GRMesh PlyBck PolshdAlBse	$332.95
OEIDE94B/GYBR/P	Stool Chr W/SeatSld 1D HgtAdjArms GR Mesh PlyBck BL PlstcBse	$292.86
OEIDE94B/WHBR/A	Stool Chr W/SeatSld 1D HgtAdjArms WHMesh PlyBck PolshdAlBse	$332.95
OEIDE94B/WHBR/P	Stool Chr W/SeatSld 1D HgtAdjArms WH Mesh PlyBck BL PlstcBse	$292.86
OEIDE94C/BLBR/A	Stool Chr W/StSld 4D H&WAdjArms BLMesh PplyBck PolshdAlBse	$436.50
OEIDE94C/BLBR/P	Stool Chr W/StSld 4D H&WAdjArms BL Mesh PlyBck BL PlstcBase	$396.41
OEIDE94C/GYBR/A	Stool Chr W/StSld 4D H&WAdjArms GRMesh PlyBck PolshdAlBse	$436.50
OEIDE94C/GYBR/P	Stool Chr W/StSld 4D H&WAdjArms GR Mesh PlyBck BL PlstcBse	$396.41
OEIDE94C/WHBR/A	Stool Chr W/StSld 4D H&WAdjArms WHMesh PlyBck PolshdAlBse	$436.50
OEIDE94C/WHBR/P	Stool Chr W/StSld 4D H&WAdjArms WH Mesh PlyBck BL PlstcBse	$396.41

NEW YORK SYSTEM XXI COMPONENT PRICE LIST

Date: 8/2/2022

Part Number	Description	Unit Price
01.0190.X	5/32 x 5/8 Raceway Rivet	$0.08
06.1111	1/4" Flat Washer	$0.04
06.1621.XX	1" x 2" x 14 Gauge Plug	$0.37
12.0041.X	#10 x 5/8" Black SM PTH Screw	$0.08
12.0272	Screw #10X3/4" #8HD SMPPH Zinc	$0.05
12.0350	Lockwasher #10 Internal Star	$0.02
12.1208.X	#10 x 1" SM PFH Screw	$0.04
13.60731	Stackable Panel Assembly Instructions	$0.01
13.8000.X	Workzone Articulating Arm Slide	$122.98
14.2260.108XX.X	PowerUp Module With 108" Cord & Comm Ports	$46.24
2.54026.L	Shroud Assembly, Left	$3.98
2.54026.R	Shroud Assembly, Right	$3.98
2.54035.SET	System XXI Venus Overhead Bracket Kit	$32.73
20523	Lock Core & Key	$3.27
28.90.9022.S.X	Stanza Task Light VI Double Arm Sand	$155.65
28.90.90BM.XX.X	Table Base	$68.75
28.90.90EM.B.X	Metal Clamp	$24.35
28.90.90PM.XX.X	Panel Bracket	$23.19
28.90.90RM.32.X	32" Rail Mount - Black	$39.07
29.13.8CERW1XX.X	8-Wire Circuit #1 Receptacle	$6.10
29.13.8CERW2XX.X	8-Wire Circuit #2 Receptacle	$6.10
29.13.8CERW3XX.X	8-Wire Circuit #3 Receptacle	$6.10
29.13.8CERW4I.X	8-Wire Circuit #4I Isolated Receptacle	$6.10
29.13.8CERW5I.X	8-Wire Circuit #5I Isolated Receptacle	$6.10
29.13.8EPR.24.X	24" 8-Wire Rigid Wireway	$57.14
29.13.8EPR.30.X	30" 8-Wire Rigid Wireway	$58.31
29.13.8EPR.36.X	36" 8-Wire Rigid Wireway	$60.53
29.13.8EPR.42.X	42" 8-Wire Rigid Wireway	$61.24
29.13.8EPR.48.X	48" 8-Wire Rigid Wireway	$61.94
29.13.8EPR.54.X	54" 8-Wire Rigid Wireway	$63.66
29.13.8EPR.60.X	60" 8-Wire Rigid Wireway	$66.00
29.13.9071144.X	12' 8-Wire Top Feed Harness	$82.21
29.13.9071216.X	18' 8-Wire Top Feed Harness	$95.22
29.13.9071288.X	24' 8-Wire Top Feed Harness	$121.45
29.13.9073.X	Straight Thru Connector	$10.36
29.13.CPBF8LXX.X	8-Wire Left Base Feed	$59.99
29.13.CPBF8RXX.X	8-Wire Right Base Feed	$59.99
29.13.CPBF8SXX.X	8-Wire Straight Base Feed	$59.99
30.12.0962	#6-18 x 5/8" PPHTS NIKL	$0.03
30.12.0969.BLK	#8 x 5/8" PPH BL Screw Tap	$0.03
30.12.9045	5/16" - 18 Jam Hex Nut	$0.15
30.12.9055	5/16" Split Lock Washer	$0.03
30.12.9060	5/16" Washer	$0.05
30.16.0005.BLK	Lock Door With Key Black Timberline	$13.01
31.01.2002	5/32 x .126 Rivet (Raceway)	$0.15
31.04.6105	6" x 12" Honeycomb	$0.71
31.04.6106	12" x 12" Honeycomb	$1.20
31.06.0400.X	Glide Housing - Molded	$1.78
31.06.0420.X	ERP Glide Housing - Molded	$5.02
31.06.4002.XX	WZ Plastic Cover Cap For Paper Management Bar	$1.43
31.06.5010.XX.X	Bracket - Counter Top	$18.71
31.06.5011.X	Flipper Door U-Clip Plate	$3.51
31.06.5013.X	Black Paper Feed Grommet	$5.27
31.06.5015.XX	Trim Plate (Top Feed)	$0.49
31.06.5020.XX.X	Bottom CTC Cover	$0.57

NEW YORK SYSTEM XXI COMPONENT PRICE LIST

Date: 8/2/2022

Part Number	Description	Unit Price
31.06.5025.XX.X	Bottom CAC Cover	$0.67
31.06.5027.X	Uph. Core Corner Protector	$0.03
31.07.0030.XX	30" Hinge	$0.94
31.07.0032.XX.X	32" Hinge	$0.96
31.07.0042.XX.X	42" Hinge	$1.13
31.07.0048.XX	48" Hinge	$1.41
31.07.0054.XX.X	54" Hinge	$1.48
31.07.0062.XX	62" Hinge	$1.78
31.07.0066.XX.X	66" Hinge	$2.00
31.07.0072.XX	72" Hinge	$2.14
31.07.0080.XX.X	80" Hinge	$2.29
31.07.2146.X	Extruded Spline (.215)	$0.07
31.07.2147.X	Extruded Spline (.215)	$0.07
31.07.2148.X	Extruded Spline (.185)	$0.07
31.07.2150.X	Extruded Spline (.153)	$0.07
31.07.2153.X	Extruded Spline (.170)	$0.07
31.07.2198.XX.X	Glazing Plug - (Qty = Ft.)	$0.38
31.07.2200.XX.X	Glazing Channel	$0.28
31.07.2240.12.X	12" Horizontal Frame Member	$3.70
31.07.2240.18.X	18" Horizontal Frame Member	$5.57
31.07.2240.24.X	24" Horizontal Frame Member	$7.46
31.07.2240.30.X	30" Horizontal Frame Member	$9.75
31.07.2240.36.X	36" Horizontal Frame Member	$11.73
31.07.2240.42.X	42" Horizontal Frame Member	$13.15
31.07.2240.48.X	48" Horizontal Frame Member	$15.21
31.07.2240.54.X	54" Horizontal Frame Member	$17.09
31.07.2240.60.X	60" Horizontal Frame Member	$18.94
31.07.2245.24.X	24" Vertical Frame Member	$6.07
31.07.2245.29.X	29" Vertical Frame Member	$8.85
31.07.2245.32.X	32" Vertical Frame Member	$9.48
31.07.2245.42.X	42" Vertical Frame Member	$11.14
31.07.2245.48.X	48" Vertical Frame Member	$13.34
31.07.2245.54.X	54" Vertical Frame Member	$15.56
31.07.2245.62.X	62" Vertical Frame Member	$17.57
31.07.2245.66.X	66" Vertical Frame Member	$19.58
31.07.2245.72.X	72" Vertical Frame Member	$21.60
31.07.2245.80.X	80" Vertical Frame Member	$23.69
31.07.2505	Sleeve Metal Top Cap	$1.17
31.07.252259XX.X	Extrusion Edge File Cabinet	$23.38
31.10.0185.X	Panel Glide	$0.55
31.10.0186.X	Carpet Gripper	$0.21
31.10.0187.X	Hard Floor Glide Pad	$0.21
31.12.0936	#10-24 x 1/4" PH TORX (Rigid ww)	$0.05
31.12.0944	10X1/2 SEMS Tapping Screw w/washer	$0.30
31.12.0947	4-40 x 1/4" PPHTS	$0.03
31.12.0949.X	0.138 x 2 PFH Screw (End Panel)	$0.04
31.12.0961.X	#10-24 x 5/8" TX PHTS (Glide Housing)	$0.03
31.12.0962.X	#10-16 x 1.25 PFHTS (WSSP)	$0.08
31.12.0964	Tackboard T-Nut	$0.07
31.12.0965	5/16"-18 4 Prong (WSSP) T-Nut	$0.14
31.12.0966	1/4 - 20 Hex Lock Nut	$0.06
31.12.0968	#10-24 R10247F11 Weld Nut	$0.05
31.12.0981.X	#10-24 x 1/2" PHIL PH Type F Screw	$0.25
31.12.9037.X	#8 x 5/8" T/S Phil Flat A Map Black	$0.03
31.12.9041.BLK	#10 x 1/2" PPHTS (Counter)	$0.05

NEW YORK SYSTEM XXI COMPONENT PRICE LIST

Date: 8/2/2022

Part Number	Description	Unit Price
31.12.9046	#12 x 2 1/2 Wood Screw	$0.13
31.12.9050.X	#8 x 1/2" PPHTS (Counter)	$0.03
31.12.9060	#10-24 x 5/8" PPHMS (Tackboard)	$0.03
31.12.9070.X	#10-24 x 3/8" TX PHTS (Trimrail)	$0.04
31.12.9078.X	1/4 x 3/4 Self Drilling Screw	$0.08
31.12.9081.X	#10-16 x 1/2" TEK T-25 Torx Pan HD	$0.03
31.12.9088.32	32" Threaded Rod	$9.92
31.12.9088.42	42" Threaded Rod	$13.62
31.12.9088.48	48" Threaded Rod	$16.39
31.12.9088.54	54" Threaded Rod	$17.57
31.12.9088.62	62" Threaded Rod	$19.53
31.12.9088.66	66" Threaded Rod	$23.11
31.12.9088.72	72" Threaded Rod	$25.97
31.12.9088.80	80" Threaded Rod	$27.64
31.12.9093.X	1/4-20 x 5/8 Taptite (Interlock)	$0.05
31.129042.BLK.X	#14 x 3/4" PPH Worksurface Screw	$0.03
31.13.0402.24.X	3/8" x 24" Fiberglass Overlay	$1.06
31.13.0402.30.X	3/8" x 30" Fiberglass Overlay	$1.11
31.13.0402.36.X	3/8" x 36" Fiberglass Overlay	$1.22
31.13.0402.42.X	3/8" x 42" Fiberglass Overlay	$1.27
31.13.0402.48.X	3/8" x 48" Fiberglass Overlay	$1.38
31.13.0402.54.X	3/8" x 54" Fiberglass Overlay	$1.54
31.13.0402.60.X	3/8 x 60" Fiberglass Overlay	$1.70
31.13.040224R.X	1/4" x 48" Fiberglass Overlay	$0.69
31.13.0443###.X	Lock Core & Keys By Number (#100 - #200)	$1.56
31.13.0444.X	Control Key For Lock Core	$3.21
31.13.0445.X	Master Key For Lock Core	$1.73
31.13.0454	M Series Lock And Housing ESP	$4.06
31.13.0456.X	ESP Overhead Center Lock	$4.05
31.13.0457.X	Center Lock Eyelet	$0.46
31.13.0459.X	Overhead Rubber Pad	$0.05
31.13.0460.X	Insulation Grommet	$2.48
31.13.0464	Lock Housing Only Hang On Lat	$2.58
31.13.0475.XX.X	Keyboard Tray	$37.49
31.13.0483###.X	Key Plug Assy	$3.80
31.13.1106.X	Overhead Slide	$7.65
31.13.1107.X	Slide - Steel Overhead	$11.14
31.13.1110.X	14" Hang On Lateral File Slide	$13.66
31.13.1165	Slanted Storage Tray Bumper	$0.32
31.13.9264	Strike Plate For 80" Door	$4.68
31.13.9278.1248	12" x 48" Clear Glass Panel	$26.04
31.13.9278.1254	12" x 54" Clear Glass Panel	$28.05
31.13.9278.1262	12" x 62" Clear Glass Panel	$30.10
31.13.9278.1266	12" x 66" Clear Glass Panel	$32.07
31.13.9278.1272	12" x 72" Clear Glass Panel	$34.10
31.13.9278.1280	12" x 80" Clear Glass Panel	$36.26
31.13.9278.1848	18" x 48" Clear Glass Panel	$37.36
31.13.9278.1854	18" x 54" Clear Glass Panel	$39.75
31.13.9278.1862	18" x 62" Clear Glass Panel	$41.93
31.13.9278.1866	18" x 66" Clear Glass Panel	$44.09
31.13.9278.1872	18" x 72" Clear Glass Panel	$46.24
31.13.9278.1880	18" x 80" Clear Glass Panel	$48.31
31.13.9278.2419	24" x 19" Clear Glass Panel	$26.34
31.13.9278.2425	24" x 25" Clear Glass Panel	$30.31
31.13.9278.2433	24" x 33" Clear Glass Panel	$33.03

NEW YORK SYSTEM XXI COMPONENT PRICE LIST

Date: 8/2/2022

Part Number	Description	Unit Price
31.13.9278.2436	24" x 36" Clear Glass Panel	$36.25
31.13.9278.2437	24" x 37" Clear Glass Panel	$36.65
31.13.9278.2443	24" x 43" Clear Glass Panel	$44.45
31.13.9278.2448	24" x 48" Clear Glass Panel	$45.85
31.13.9278.2451	24" x 51" Clear Glass Panel	$47.86
31.13.9278.2454	24" x 54" Clear Glass Panel	$48.81
31.13.9278.2462	24" x 62" Clear Glass Panel	$53.17
31.13.9278.2466	24" x 66" Clear Glass Panel	$56.78
31.13.9278.2472	24" x 72" Clear Glass Panel	$59.55
31.13.9278.2480	24" x 80" Clear Glass Panel	$61.84
31.13.9278.3019	30" x 19" Clear Glass Panel	$29.83
31.13.9278.3025	30" x 25" Clear Glass Panel	$33.39
31.13.9278.3033	30" x 33" Clear Glass Panel	$38.29
31.13.9278.3036	30" x 36" Clear Glass Panel	$42.68
31.13.9278.3037	30" x 37" Clear Glass Panel	$43.54
31.13.9278.3043	30" x 43" Clear Glass Panel	$51.86
31.13.9278.3048	30" x 48" Clear Glass Panel	$53.69
31.13.9278.3051	30" x 51" Clear Glass Panel	$55.89
31.13.9278.3054	30" x 54" Clear Glass Panel	$57.67
31.13.9278.3062	30" x 62" Clear Glass Panel	$62.93
31.13.9278.3066	30" x 66" Clear Glass Panel	$65.33
31.13.9278.3072	30" x 72" Clear Glass Panel	$69.54
31.13.9278.3080	30" x 80" Clear Glass Panel	$75.05
31.13.9278.3619	36" x 19" Clear Glass Panel	$40.25
31.13.9278.3625	36" x 25" Clear Glass Panel	$44.04
31.13.9278.3633	36" x 33" Clear Glass Panel	$48.56
31.13.9278.3636	36" x 36" Clear Glass Panel	$53.49
31.13.9278.3637	36" x 37" Clear Glass Panel	$54.21
31.13.9278.3643	36" x 43" Clear Glass Panel	$66.51
31.13.9278.3648	36" x 48" Clear Glass Panel	$68.60
31.13.9278.3651	36" x 51" Clear Glass Panel	$69.61
31.13.9278.3654	36" x 54" Clear Glass Panel	$74.29
31.13.9278.3662	36" x 62" Clear Glass Panel	$79.77
31.13.9278.3666	36" x 66" Clear Glass Panel	$85.91
31.13.9278.3672	36" x 72" Clear Glass Panel	$91.44
31.13.9278.3680	36" x 80" Clear Glass Panel	$96.26
31.13.9278.4219	42" x 19" Clear Glass Panel	$46.33
31.13.9278.4225	42" x 25" Clear Glass Panel	$52.65
31.13.9278.4233	42" x 33" Clear Glass Panel	$64.90
31.13.9278.4236	42" x 36" Clear Glass Panel	$71.32
31.13.9278.4237	42" x 37" Clear Glass Panel	$73.53
31.13.9278.4243	42" x 43" Clear Glass Panel	$80.94
31.13.9278.4248	42" x 48" Clear Glass Panel	$83.49
31.13.9278.4251	42" x 51" Clear Glass Panel	$87.65
31.13.9278.4254	42" x 54" Clear Glass Panel	$89.83
31.13.9278.4262	42" x 62" Clear Glass Panel	$96.87
31.13.9278.4266	42" x 66" Clear Glass Panel	$103.48
31.13.9278.4272	42" x 72" Clear Glass Panel	$106.49
31.13.9278.4280	42" x 80" Clear Glass Panel	$111.42
31.13.9278.4819	48" x 19" Clear Glass Panel	$56.61
31.13.9278.4825	48" x 25" Clear Glass Panel	$62.99
31.13.9278.4833	48" x 33" Clear Glass Panel	$72.41
31.13.9278.4836	48" x 36" Clear Glass Panel	$84.18
31.13.9278.4837	48" x 37" Clear Glass Panel	$86.23
31.13.9278.4843	48" x 43" Clear Glass Panel	$100.82

NEW YORK SYSTEM XXI COMPONENT PRICE LIST

Date: 8/2/2022

Part Number	Description	Unit Price
31.13.9278.4848	48" x 48" Clear Glass Panel	$113.55
31.13.9278.4851	48" x 51" Clear Glass Panel	$115.30
31.13.9278.4854	48" x 54" Clear Glass Panel	$116.37
31.13.9278.4862	48" x 62" Clear Glass Panel	$120.60
31.13.9278.4866	48" x 66" Clear Glass Panel	$124.23
31.13.9278.4872	48" x 72" Clear Glass Panel	$127.00
31.13.9278.4880	48" x 80" Clear Glass Panel	$129.39
31.13.9278.6019	60" x 19" Clear Glass Panel	$62.86
31.13.9278.6025	60" x 25" Clear Glass Panel	$78.12
31.13.9278.6033	60" x 33" Clear Glass Panel	$86.12
31.13.9278.6037	60" x 37" Clear Glass Panel	$96.37
31.13.9278.6043	60" x 43" Clear Glass Panel	$106.16
31.13.9278.6051	60" x 51" Clear Glass Panel	$116.48
31.13.9279.1248	12" x 48" Tinted Glass Panel	$26.04
31.13.9279.1254	12" x 54" Tinted Glass Panel	$28.05
31.13.9279.1262	12" x 62" Tinted Glass Panel	$30.10
31.13.9279.1266	12" x 66" Tinted Glass Panel	$32.07
31.13.9279.1272	12" x 72" Tinted Glass Panel	$34.10
31.13.9279.1280	12" x 80" Tinted Glass Panel	$36.26
31.13.9279.1848	18" x 48" Tinted Glass Panel	$37.36
31.13.9279.1854	18" x 54" Tinted Glass Panel	$39.75
31.13.9279.1862	18" x 62" Tinted Glass Panel	$41.93
31.13.9279.1866	18" x 66" Tinted Glass Panel	$44.09
31.13.9279.1872	18" x 72" Tinted Glass Panel	$46.24
31.13.9279.1880	18" x 80" Tinted Glass Panel	$48.31
31.13.9279.2419	24" x 19" Tinted Glass Panel	$26.34
31.13.9279.2425	24" x 25" Tinted Glass Panel	$30.31
31.13.9279.2433	24" x 33" Tinted Glass Panel	$33.03
31.13.9279.2437	24" x 37" Tinted Glass Panel	$36.65
31.13.9279.2443	24" x 43" Tinted Glass Panel	$44.45
31.13.9279.2448	24" x 48" Tinted Glass Panel	$45.85
31.13.9279.2451	24" x 51" Tinted Glass Panel	$47.86
31.13.9279.2454	24" x 54" Tinted Glass Panel	$48.81
31.13.9279.2462	24" x 62" Tinted Glass Panel	$53.17
31.13.9279.2466	24" x 66" Tinted Glass Panel	$56.78
31.13.9279.2472	24" x 72" Tinted Glass Panel	$59.55
31.13.9279.2480	24" x 80" Tinted Glass Panel	$61.84
31.13.9279.3019	30" x 19" Tinted Glass Panel	$29.83
31.13.9279.3025	30" x 25" Tinted Glass Panel	$33.39
31.13.9279.3033	30" x 33" Tinted Glass Panel	$38.29
31.13.9279.3037	30" x 37" Tinted Glass Panel	$43.54
31.13.9279.3043	30" x 43" Tinted Glass Panel	$51.86
31.13.9279.3048	30" x 48" Tinted Glass Panel	$53.69
31.13.9279.3051	30" x 51" Tinted Glass Panel	$55.89
31.13.9279.3054	30" x 54" Tinted Glass Panel	$57.67
31.13.9279.3062	30" x 62" Tinted Glass Panel	$62.93
31.13.9279.3066	30" x 66" Tinted Glass Panel	$65.33
31.13.9279.3072	30" x 72" Tinted Glass Panel	$69.54
31.13.9279.3080	30" x 80" Tinted Glass Panel	$75.05
31.13.9279.3619	36" x 19" Tinted Glass Panel	$40.25
31.13.9279.3625	36" x 25" Tinted Glass Panel	$44.04
31.13.9279.3633	36" x 33" Tinted Glass Panel	$48.56
31.13.9279.3637	36" x 37" Tinted Glass Panel	$54.21
31.13.9279.3643	36" x 43" Tinted Glass Panel	$66.51
31.13.9279.3648	36" x 48" Tinted Glass Panel	$68.60

NEW YORK SYSTEM XXI COMPONENT PRICE LIST

Date: 8/2/2022

Part Number	Description	Unit Price
31.13.9279.3651	36" x 51" Tinted Glass Panel	$69.61
31.13.9279.3654	36" x 54" Tinted Glass Panel	$74.29
31.13.9279.3662	36" x 62" Tinted Glass Panel	$79.77
31.13.9279.3666	36" x 66" Tinted Glass Panel	$85.91
31.13.9279.3672	36" x 72" Tinted Glass Panel	$91.44
31.13.9279.3680	36" x 80" Tinted Glass Panel	$96.26
31.13.9279.4219	42" x 19" Tinted Glass Panel	$46.33
31.13.9279.4225	42" x 25" Tinted Glass Panel	$52.65
31.13.9279.4233	42" x 33" Tinted Glass Panel	$64.90
31.13.9279.4237	42" x 37" Tinted Glass Panel	$73.53
31.13.9279.4243	42" x 43" Tinted Glass Panel	$80.94
31.13.9279.4248	42" x 48" Tinted Glass Panel	$83.49
31.13.9279.4251	42" x 51" Tinted Glass Panel	$87.65
31.13.9279.4254	42" x 54" Tinted Glass Panel	$89.83
31.13.9279.4262	42" x 62" Tinted Glass Panel	$96.87
31.13.9279.4266	42" x 66" Tinted Glass Panel	$103.48
31.13.9279.4272	42" x 72" Tinted Glass Panel	$106.49
31.13.9279.4280	42" x 80" Tinted Glass Panel	$111.42
31.13.9279.4819	48" x 19" Tinted Glass Panel	$56.61
31.13.9279.4825	48" x 25" Tinted Glass Panel	$62.99
31.13.9279.4833	48" x 33" Tinted Glass Panel	$72.41
31.13.9279.4837	48" x 37" Tinted Glass Panel	$86.23
31.13.9279.4843	48" x 43" Tinted Glass Panel	$100.82
31.13.9279.4848	48" x 48" Tinted Glass Panel	$113.55
31.13.9279.4851	48" x 51" Tinted Glass Panel	$115.30
31.13.9279.4854	48" x 54" Tinted Glass Panel	$116.37
31.13.9279.4862	48" x 62" Tinted Glass Panel	$120.60
31.13.9279.4866	48" x 66" Tinted Glass Panel	$124.23
31.13.9279.4872	48" x 72" Tinted Glass Panel	$127.00
31.13.9279.4880	48" x 80" Tinted Glass Panel	$129.39
31.13.9279.6019	60" x 19" Tinted Glass Panel	$62.86
31.13.9279.6025	60" x 25" Tinted Glass Panel	$78.12
31.13.9279.6033	60" x 33" Tinted Glass Panel	$86.12
31.13.9279.6037	60" x 37" Tinted Glass Panel	$96.37
31.13.9279.6043	60" x 43" Tinted Glass Panel	$106.16
31.13.9279.6051	60" x 51" Tinted Glass Panel	$116.48
31.13.937.24S12	24 x S12 Stackable Clear Glass Panel	$10.70
31.13.937.24S14	24 x S14 Stackable Clear Glass Panel	$10.99
31.13.937.24S18	24 x S18 Stackable Clear Glass Panel	$11.07
31.13.937.24S24	24 x S24 Stackable Clear Glass Panel	$11.72
31.13.937.24S30	24 x S30 Stackable Clear Glass Panel	$14.84
31.13.937.30S12	30 x S12 Stackable Clear Glass Panel	$11.19
31.13.937.30S14	30 x S14 Stackable Clear Glass Panel	$11.70
31.13.937.30S18	30 x S18 Stackable Clear Glass Panel	$11.85
31.13.937.30S24	30 x S24 Stackable Clear Glass Panel	$15.35
31.13.937.30S30	30 x S30 Stackable Clear Glass Panel	$19.53
31.13.937.36S12	36 x S12 Stackable Clear Glass Panel	$11.32
31.13.937.36S14	36 x S14 Stackable Clear Glass Panel	$12.87
31.13.937.36S18	36 x S18 Stackable Clear Glass Panel	$13.54
31.13.937.36S24	36 x S24 Stackable Clear Glass Panel	$18.88
31.13.937.36S30	36 x S30 Stackable Clear Glass Panel	$24.21
31.13.937.42S12	42 x S12 Stackable Clear Glass Panel	$11.97
31.13.937.42S14	42 x S14 Stackable Clear Glass Panel	$16.37
31.13.937.42S18	42 x S18 Stackable Clear Glass Panel	$16.90
31.13.937.42S24	42 x S24 Stackable Clear Glass Panel	$23.28

NEW YORK SYSTEM XXI COMPONENT PRICE LIST

Date: 8/2/2022

Part Number	Description	Unit Price
31.13.937.42S30	42 x S30 Stackable Clear Glass Panel	$29.54
31.13.937.48S12	48 x S12 Stackable Clear Glass Panel	$12.17
31.13.937.48S14	48 x S14 Stackable Clear Glass Panel	$18.71
31.13.937.48S18	48 x S18 Stackable Clear Glass Panel	$19.53
31.13.937.48S24	48 x S24 Stackable Clear Glass Panel	$26.88
31.13.937.48S30	48 x S30 Stackable Clear Glass Panel	$34.30
31.13.938.24S12	24 x S12 Stackable Bronze Glass Panel	$11.23
31.13.938.24S14	24 x S14 Stackable Bronze Glass Panel	$12.26
31.13.938.24S18	24 x S18 Stackable Bronze Glass Panel	$12.28
31.13.938.24S24	24 x S24 Stackable Bronze Glass Panel	$12.30
31.13.938.24S30	24 x S30 Stackable Bronze Glass Panel	$15.57
31.13.938.30S12	30 x S12 Stackable Bronze Glass Panel	$11.75
31.13.938.30S14	30 x S14 Stackable Bronze Glass Panel	$12.28
31.13.938.30S18	30 x S18 Stackable Bronze Glass Panel	$12.44
31.13.938.30S24	30 x S24 Stackable Bronze Glass Panel	$16.12
31.13.938.30S30	30 x S30 Stackable Bronze Glass Panel	$20.51
31.13.938.36S12	36 x S12 Stackable Bronze Glass Panel	$11.89
31.13.938.36S14	36 x S14 Stackable Bronze Glass Panel	$14.00
31.13.938.36S18	36 x S18 Stackable Bronze Glass Panel	$14.22
31.13.938.36S24	36 x S24 Stackable Bronze Glass Panel	$19.82
31.13.938.36S30	36 x S30 Stackable Bronze Glass Panel	$25.42
31.13.938.42S12	42 x S12 Stackable Bronze Glass Panel	$12.56
31.13.938.42S14	42 x S14 Stackable Bronze Glass Panel	$17.56
31.13.938.42S18	42 x S18 Stackable Bronze Glass Panel	$17.75
31.13.938.42S24	42 x S24 Stackable Bronze Glass Panel	$24.44
31.13.938.42S30	42 x S30 Stackable Bronze Glass Panel	$31.02
31.13.938.48S12	48 x S12 Stackable Bronze Glass Panel	$12.78
31.13.938.48S14	48 x S14 Stackable Bronze Glass Panel	$20.51
31.13.938.48S18	48 x S18 Stackable Bronze Glass Panel	$20.51
31.13.938.48S24	48 x S24 Stackable Bronze Glass Panel	$28.22
31.13.938.48S30	48 x S30 Stackable Bronze Glass Panel	$36.02
31.13.939.24S12	24 x S12 Stackable Frosted Glass Panel	$21.05
31.13.939.24S18	24 x S18 Stackable Frosted Glass Panel	$25.72
31.13.939.24S24	24 x S24 Stackable Frosted Glass Panel	$30.40
31.13.939.24S30	24 x S30 Stackable Frosted Glass Panel	$35.08
31.13.939.30S12	30 x S12 Stackable Frosted Glass Panel	$25.72
31.13.939.30S18	30 x S18 Stackable Frosted Glass Panel	$30.40
31.13.939.30S24	30 x S24 Stackable Frosted Glass Panel	$35.08
31.13.939.30S30	30 x S30 Stackable Frosted Glass Panel	$39.75
31.13.939.36S12	36 x S12 Stackable Frosted Glass Panel	$30.40
31.13.939.36S18	36 x S18 Stackable Frosted Glass Panel	$35.08
31.13.939.36S24	36 x S24 Stackable Frosted Glass Panel	$39.75
31.13.939.36S30	36 x S30 Stackable Frosted Glass Panel	$44.44
31.13.939.42S12	42 x S12 Stackable Frosted Glass Panel	$35.08
31.13.939.42S18	42 x S18 Stackable Frosted Glass Panel	$39.75
31.13.939.42S24	42 x S24 Stackable Frosted Glass Panel	$44.44
31.13.939.42S30	42 x S30 Stackable Frosted Glass Panel	$49.12
31.13.939.48S12	48 x S12 Stackable Frosted Glass Panel	$39.75
31.13.939.48S18	48 x S18 Stackable Frosted Glass Panel	$44.44
31.13.939.48S24	48 x S24 Stackable Frosted Glass Panel	$49.12
31.13.939.48S30	48 x S30 Stackable Frosted Glass Panel	$53.79
31.16.0101	Turntable Bearing	$11.07
31.44.1020.L.ZC	Bracket Overhead Panel Mount SXXI ZC (L)	$10.41
31.44.1020.R.ZC	Bracket Overhead Panel Mount SXXI ZC (R)	$10.41
31.44.1020.SET	Bracket Overhead Panel Mount SXXI (Set)	$20.83

NEW YORK SYSTEM XXI COMPONENT PRICE LIST

Date: 8/2/2022

Part Number	Description	Unit Price
31.44.1103	Stackable Panel Bracket	$7.55
31.44.1121.X	180 Degree ERP Septum Bridge	$2.23
31.44.1122.X	90 Degree ERP Septum Bridge	$3.27
31.44.1450.12	12" Raceway Pan	$8.19
31.44.1450.18	18" Raceway Pan	$8.47
31.44.1450.24	24" Raceway Pan	$8.77
31.44.1450.30	30" Raceway Pan	$9.35
31.44.1450.36	36" Raceway Pan	$9.64
31.44.1450.42	42" Raceway Pan	$10.52
31.44.1450.48	48" Raceway Pan	$10.82
31.44.1450.54	54" Raceway Pan	$11.11
31.44.1450.60	60" Raceway Pan	$11.70
31.44.1652.X	Transition Clip (Counter)	$3.51
31.44.1671.X	Bracket (Tackboard)	$1.73
31.44.1752	Shelf Divider - Raw	$3.76
31.44.1754	Gang Plate	$1.11
31.4420151232.X	Expanded Metal For 12" x 32" Panel	$1.35
31.4420151242.X	Expanded Metal For 12" x 42" Panel	$1.54
31.4420151248.X	Expanded Metal For 12" x 48" Panel	$1.71
31.4420151254.X	Expanded Metal For 12" x 54" Panel	$1.88
31.4420151262.X	Expanded Metal For 12" x 62" Panel	$2.06
31.4420151266.X	Expanded Metal For 12" x 66" Panel	$2.21
31.4420151272.X	Expanded Metal For 12" x 72" Panel	$2.47
31.4420151280.X	Expanded Metal For 12" x 80" Panel	$2.94
31.4420151832.X	Expanded Metal For 18" x 32" Panel	$1.70
31.4420151842.X	Expanded Metal For 18" x 42" Panel	$1.93
31.4420151848.X	Expanded Metal For 18" x 48" Panel	$2.30
31.4420151854.X	Expanded Metal For 18" x 54" Panel	$2.54
31.4420151862.X	Expanded Metal For 18" x 62" Panel	$2.77
31.4420151866.X	Expanded Metal For 18" x 66" Panel	$2.95
31.4420151872.X	Expanded Metal For 18" x 72" Panel	$3.21
31.4420151880.X	Expanded Metal For 18" x 80" Panel	$3.78
31.4420152424.X	Expanded Metal For 24" x 24" Panel	$1.79
31.4420152429.X	Expanded Metal For 24" x 29" Panel	$1.93
31.4420152432.X	Expanded Metal For 24" x 32" Panel	$2.12
31.4420152442.X	Expanded Metal For 24" x 42" Panel	$2.29
31.4420152448.X	Expanded Metal For 24" x 48" Panel	$2.62
31.4420152454.X	Expanded Metal For 24" x 54" Panel	$2.90
31.4420152462.X	Expanded Metal For 24" x 62" Panel	$3.42
31.4420152466.X	Expanded Metal For 24" x 66" Panel	$3.78
31.4420152472.X	Expanded Metal For 24" x 72" Panel	$4.06
31.4420152480.X	Expanded Metal For 24" x 80" Panel	$4.39
31.4420153024.X	Expanded Metal For 30" x 24" Panel	$1.94
31.4420153029.X	Expanded Metal For 30" x 29" Panel	$2.16
31.4420153032.X	Expanded Metal For 30" x 32" Panel	$2.51
31.4420153042.X	Expanded Metal For 30" x 42" Panel	$2.84
31.4420153048.X	Expanded Metal For 30" x 48" Panel	$3.29
31.4420153054.X	Expanded Metal For 30" x 54" Panel	$3.64
31.4420153062.X	Expanded Metal For 30" x 62" Panel	$4.39
31.4420153066.X	Expanded Metal For 30" x 66" Panel	$5.14
31.4420153072.X	Expanded Metal For 30" x 72" Panel	$5.39
31.4420153080.X	Expanded Metal For 30" x 80" Panel	$6.10
31.4420153624.X	Expanded Metal For 36" x 24" Panel	$2.17
31.4420153629.X	Expanded Metal For 36" x 29" Panel	$2.71
31.4420153632.X	Expanded Metal For 36" x 32" Panel	$3.16

NEW YORK SYSTEM XXI COMPONENT PRICE LIST

Date: 8/2/2022

Part Number	Description	Unit Price
31.4420153642.X	Expanded Metal For 36" x 42" Panel	$3.56
31.4420153648.X	Expanded Metal For 36" x 48" Panel	$4.26
31.4420153654.X	Expanded Metal For 36" x 54" Panel	$4.91
31.4420153662.X	Expanded Metal For 36" x 62" Panel	$5.73
31.4420153666.X	Expanded Metal For 36" x 66" Panel	$6.74
31.4420153672.X	Expanded Metal For 36" x 72" Panel	$7.21
31.4420153680.X	Expanded Metal For 36" x 80" Panel	$7.71
31.4420154224.X	Expanded Metal For 42" x 24" Panel	$2.38
31.4420154229.X	Expanded Metal For 42" x 29" Panel	$3.18
31.4420154232.X	Expanded Metal For 42" x 32" Panel	$3.95
31.4420154242.X	Expanded Metal For 42" x 42" Panel	$4.84
31.4420154248.X	Expanded Metal For 42" x 48" Panel	$5.61
31.4420154254.X	Expanded Metal For 42" x 54" Panel	$6.40
31.4420154262.X	Expanded Metal For 42" x 62" Panel	$7.03
31.4420154266.X	Expanded Metal For 42" x 66" Panel	$7.80
31.4420154272.X	Expanded Metal For 42" x 72" Panel	$8.45
31.4420154280.X	Expanded Metal For 42" x 80" Panel	$9.17
31.4420154824.X	Expanded Metal For 48" x 24" Panel	$2.71
31.4420154829.X	Expanded Metal For 48" x 29" Panel	$3.40
31.4420154832.X	Expanded Metal For 48" x 32" Panel	$4.22
31.4420154842.X	Expanded Metal For 48" x 42" Panel	$5.10
31.4420154848.X	Expanded Metal For 48" x 48" Panel	$6.16
31.4420154854.X	Expanded Metal For 48" x 54" Panel	$7.19
31.4420154862.X	Expanded Metal For 48" x 62" Panel	$8.05
31.4420154866.X	Expanded Metal For 48" x 66" Panel	$9.13
31.4420154872.X	Expanded Metal For 48" x 72" Panel	$10.24
31.4420154880.X	Expanded Metal For 48" x 80" Panel	$11.47
31.4420155424.X	Expanded Metal For 54" x 24" Panel	$4.03
31.4420155429.X	Expanded Metal For 54" x 29" Panel	$4.63
31.4420155432.X	Expanded Metal For 54" x 32" Panel	$4.82
31.4420155442.X	Expanded Metal For 54" x 42" Panel	$5.75
31.4420155448.X	Expanded Metal For 54" x 48" Panel	$6.82
31.4420155454.X	Expanded Metal For 54" x 54" Panel	$7.97
31.4420155462.X	Expanded Metal For 54" x 62" Panel	$9.12
31.4420155466.X	Expanded Metal For 54" x 66" Panel	$10.36
31.4420155472.X	Expanded Metal For 54" x 72" Panel	$11.29
31.4420155480.X	Expanded Metal For 54" x 80" Panel	$12.22
31.4420156024.X	Expanded Metal For 60" x 24" Panel	$3.34
31.4420156029.X	Expanded Metal For 60" x 29" Panel	$4.17
31.4420156032.X	Expanded Metal For 60" x 32" Panel	$5.09
31.4420156042.X	Expanded Metal For 60" x 42" Panel	$6.60
31.4420156048.X	Expanded Metal For 60" x 48" Panel	$8.03
31.4420156054.X	Expanded Metal For 60" x 54" Panel	$9.32
31.4420156062.X	Expanded Metal For 60" x 62" Panel	$10.65
31.4420156066.X	Expanded Metal For 60" x 66" Panel	$11.64
31.4420156072.X	Expanded Metal For 60" x 72" Panel	$12.60
31.4420156080.X	Expanded Metal For 60" x 80" Panel	$13.90
31.9290.2416.X	24" x 16" White Markerboard	$137.11
31.9290.2432.X	24" x 32" White Markerboard	$186.70
31.9290.3016.X	30" x 16" White Markerboard	$155.74
31.9290.3032.X	30" x 32" White Markerboard	$192.82
31.9290.3616.X	36" x 16" White Markerboard	$166.05
31.9290.3632.X	36" x 32" White Markerboard	$204.79
31.9290.4216.X	42" x 16" White Markerboard	$178.37
31.9290.4232.X	42" x 32" White Markerboard	$212.52

NEW YORK SYSTEM XXI COMPONENT PRICE LIST

Date: 8/2/2022

Part Number	Description	Unit Price
31.9290.4816.X	48" x 16" White Markerboard	$192.77
31.9290.4832.X	48" x 32" White Markerboard	$222.74
31.9290.5416.X	54" x 16" White Markerboard	$201.63
31.9290.5432.X	54" x 32" White Markerboard	$235.26
31.9290.6016.X	60" x 16" White Markerboard	$207.15
31.9290.6032.X	60" x 32" White Markerboard	$247.22
32.01.2001	Pop Rivet	$0.07
32.06.4025.BL	Turntable Pad Black Vinyl	$3.51
32.12.7100	#10 x 3/8 Screw	$0.03
32.16.0110.X	Keyboard Mechanism - Articulating	$117.12
33.ADDER.17.X	17" Adder W/Interconnect Kit, Mounting Kit	$94.53
33.ADDER.31.X	31" Adder W/Interconnect Kit, Mounting Kit	$162.05
33.ADDER.44.X	44" Adder W/Interconnect Kit, Mounting Kit	$216.07
33.ADDER.58.X	58" Adder W/Interconnect Kit, Mounting Kit	$287.27
33.REED.17.X	LED Tasklight -17" Standard Output/9 Watts/15W Power Supply	$127.67
33.REED.31.X	LED Tasklight -31" Standard Output/18 Watts/60W Power Supply	$197.66
33.REED.44.X	LED Tasklight -44" Standard Output/25 Watts/60W Power Supply	$260.27
33.REED.58.X	LED Tasklight -58" Standard Output/33.6 Watts/60W Power Supply	$330.24
34.06.1500.L.XX.X	End Cap Door Handle Left Hand	$0.26
34.06.1500.R.XX.X	End Cap Door Handle Right Hand	$0.26
38.12.5050	#8 x 3/4 Phil Pan HD S.T.	$0.02
38.12.5131.X	#12 x 1" PFH Tap Screw - Black	$0.14
38.13.5001	Key Master Core Timberline	$10.68
39.06.6020.XX.X	PH Inner Grommet	$1.15
39.06.6021.XX.X	PH Outer Grommet	$1.15
39.06.9001	Flipper Door Pinion	$0.16
39.06.9002	Door Center Bumper	$0.20
39.06.9003.X	Rack Roller	$0.40
39.06.9005.X	Bushing Axle	$0.19
39.06.9016.X	Nylon Spacer SPNY-101-0	$0.14
39.06.9024.X	Flipper Door Pinion Wide	$0.29
39.13.0010.X	Position Mate Mechanism	$280.12
39.13.29415.X	Easy Mate Mechanism	$156.16
39.13.9002.X	Flipper Door Rack	$3.97
39.13.9010	Bracket Axle	$0.16
39.13.9050.24.X	24" Overhead Axle	$4.30
39.13.9050.30.X	30" Overhead Axle	$5.34
39.13.9050.36.X	36" Overhead Axle	$5.94
39.13.9050.42.X	42" Overhead Axle	$6.63
39.13.9050.48.X	48" Overhead Axle	$7.43
39.13.9050.54.X	54" Overhead Axle	$8.07
39.13.9050.60.X	60" Overhead Axle	$8.68
3CMN.XX.KXX	Center Drawer	$40.09
3E14FL.XX.X	End Panel - Left Low Shelf	$38.06
3E14FR.XX.X	End Panel - Right Low Shelf	$38.06
3F14FL.XX.X	End Panel - Left Regular Shelf	$40.51
3F14FR.XX.X	End Panel - Right Regular Shelf	$40.51
3F14FSL.XX.X	End Panel - Left Regular Shelf	$45.42
3F14FSR.XX.X	End Panel - Right Regular Shelf	$45.42
3H16FD/XX/XXX	42" Flipper Door Front	$58.93
3I16FD/XX/XXX	48" Flipper Door Front	$63.84
3J16FD/XX/XXX	54" Flipper Door Front	$68.75
3K16FD/XX/XXX	60" Flipper Door Front	$72.44
3N16FD/XX/XXX	30" Flipper Door Front	$52.79
3T16FD/XX/XXX	24" Flipper Door Front	$51.57

NEW YORK SYSTEM XXI COMPONENT PRICE LIST

Date: 8/2/2022

Part Number	Description	Unit Price
3W16FD/XX/XXX	36" Flipper Door Front	$55.24
44.1657.52	Worksurface Stiffener - Hat Shaped	$4.91
46.0052.D	Hardware Kit UOH Final Asm	$1.91
46.0052.E	Hardware Kit UOH Low/Regular Shelf	$1.73
46.0052.U	Hardware Kit KD2 UOH 24" - 60"	$1.46
46.0054.12.XX	12" Tool Rail	$19.55
46.0054.18.XX	18" Tool Rail	$20.85
46.0054.24.XX	24" Tool Rail	$31.25
46.0054.30.XX	30" Tool Rail	$33.87
46.0054.36.XX	36" Tool Rail	$36.47
46.0054.42.XX	42" Tool Rail	$41.66
46.0054.48.XX	48" Tool Rail	$44.27
46.0054.54.XX	54" Tool Rail	$48.17
46.0054.60.XX	60" Tool Rail	$67.70
46.0054.72.XX	72" Tool Rail	$71.61
46.0074.XX.X	Filler Plate Bezel	$0.66
46.0212.XX	End Cap Tool Rail	$1.94
46.0222.L.RAW	Weldment Overhead Side Panel Left - Raw	$17.13
46.0222.R.RAW	Weldment Overhead Side Panel Right - Raw	$17.13
46.0222.RAW	Assembled Overhead Side Set Raw	$34.27
46.0222.XX	Assembled Overhead Side Set Painted	$40.31
46.0224.RAW	Side Panel Shelf Set Raw	$27.11
46.0224.XX	Side Panel Shelf Set Painted	$31.88
46.0226.24.RAW	Shelf Weldment Univ Overhead Raw	$27.48
46.0226.24.XX	Shelf Weldment Univ Overhead Painted	$32.16
46.0226.30.RAW	Shelf Weldment Univ Overhead Raw	$30.99
46.0226.30.XX	Shelf Weldment Univ Overhead Painted	$38.01
46.0226.36.RAW	Shelf Weldment Univ Overhead Raw	$34.50
46.0226.36.XX	Shelf Weldment Univ Overhead Painted	$39.18
46.0226.42.RAW	Shelf Weldment Univ Overhead Raw	$37.70
46.0226.42.XX	Shelf Weldment Univ Overhead Painted	$43.73
46.0226.48.RAW	Shelf Weldment Univ Overhead Raw	$39.18
46.0226.48.XX	Shelf Weldment Univ Overhead Painted	$45.02
46.0226.54.RAW	Shelf Weldment Univ Overhead Raw	$43.85
46.0226.54.XX	Shelf Weldment Univ Overhead Painted	$50.86
46.0226.60.RAW	Shelf Weldment Univ Overhead Raw	$46.19
46.0226.60.XX	Shelf Weldment Univ Overhead Painted	$53.21
46.0228.24.RAW	Assembly Back Raw	$16.37
46.0228.24.XX	Assembly Back Painted	$21.72
46.0228.30.RAW	Assembly Back Raw	$18.71
46.0228.30.XX	Assembly Back Painted	$23.38
46.0228.36.RAW	Assembly Back Raw	$19.88
46.0228.36.XX	Assembly Back Painted	$24.55
46.0228.42.RAW	Assembly Back Raw	$21.05
46.0228.42.XX	Assembly Back Painted	$25.72
46.0228.48.RAW	Assembly Back Raw	$22.22
46.0228.48.XX	Assembly Back Painted	$26.90
46.0228.54.RAW	Assembly Back Raw	$23.38
46.0228.54.XX	Assembly Back Painted	$28.06
46.0228.60.RAW	Assembly Back Raw	$26.59
46.0228.60.XX	Assembly Back Painted	$29.23
46.0251.24.RAW	24" Low Shelf Back - Raw	$11.35
46.0251.24.XX	24" Low Shelf Back	$17.54
46.0251.30.RAW	30" Low Shelf Back - Raw	$12.84
46.0251.30.XX	30" Low Shelf Back	$18.71

NEW YORK SYSTEM XXI COMPONENT PRICE LIST

Date: 8/2/2022

Part Number	Description	Unit Price
46.0251.36.RAW	36" Low Shelf Back - Raw	$13.06
46.0251.36.XX	36" Low Shelf Back	$19.88
46.0251.42.RAW	42" Low Shelf Back - Raw	$15.82
46.0251.42.XX	42" Low Shelf Back	$21.05
46.0251.48.RAW	48" Low Shelf Back - Raw	$16.05
46.0251.48.XX	48" Low Shelf Back	$22.22
46.0251.54.RAW	54" Low Shelf Back - Raw	$16.15
46.0251.54.XX	54" Low Shelf Back	$23.38
46.0251.60.RAW	60" Low Shelf Back - Raw	$24.55
46.0251.60.XX	60" Low Shelf Back	$29.23
46.0254.RAW	Raw Side Low Shelf Set	$34.30
46.0254.XX	Side Low Shelf Set	$34.50
46.0290	1/4-20 Flange Nut	$0.05
46.0293.XX.X	Worksurface Grommet Cutout	$3.30
46.0294.XX.X	Worksurface Grommet Cutout Cover	$6.32
46.0299.2412.X	24" x 12" Universal Tackboard	$15.35
46.0299.2416.X	24" x 16" Universal Tackboard	$19.03
46.0299.2420.X	24" x 20" Universal Tackboard	$24.55
46.0299.2424.X	24" x 24" Universal Tackboard	$23.98
46.0299.2430.X	24" x 30" Universal Tackboard	$25.79
46.0299.2448.X	24" x 48" Universal Tackboard	$32.53
46.0299.3012.X	30" x 12" Universal Tackboard	$17.81
46.0299.3016.X	30" x 16" Universal Tackboard	$20.27
46.0299.3020.X	30" x 20" Universal Tackboard	$27.01
46.0299.3024.X	30" x 24" Universal Tackboard	$28.06
46.0299.3030.X	30" x 30" Universal Tackboard	$39.28
46.0299.3048.X	30" x 48" Universal Tackboard	$41.14
46.0299.3612.X	36" x 12" Universal Tackboard	$20.27
46.0299.3616.X	36" x 16" Universal Tackboard	$22.71
46.0299.3620.X	36" x 20" Universal Tackboard	$28.24
46.0299.3624.X	36" x 24" Universal Tackboard	$32.73
46.0299.3630.X	36" x 30" Universal Tackboard	$40.51
46.0299.3648.X	36" x 48" Universal Tackboard	$52.18
46.0299.4212.X	42" x 12" Universal Tackboard	$22.71
46.0299.4216.X	42" x 16" Universal Tackboard	$23.95
46.0299.4220.X	42" x 20" Universal Tackboard	$31.93
46.0299.4224.X	42" x 24" Universal Tackboard	$35.08
46.0299.4230.X	42" x 30" Universal Tackboard	$42.98
46.0299.4248.X	42" x 48" Universal Tackboard	$54.64
46.0299.4812.X	48" x 12" Universal Tackboard	$23.95
46.0299.4816.X	48" x 16" Universal Tackboard	$27.62
46.0299.4820.X	48" x 20" Universal Tackboard	$33.15
46.0299.4824.X	48" x 24" Universal Tackboard	$36.25
46.0299.4830.X	48" x 30" Universal Tackboard	$44.19
46.0299.4848.X	48" x 48" Universal Tackboard	$55.86
46.0299.5412.X	54" x 12" Universal Tackboard	$30.69
46.0299.5416.X	54" x 16" Universal Tackboard	$31.93
46.0299.5420.X	54" x 20" Universal Tackboard	$51.57
46.0299.5424.X	54" x 24" Universal Tackboard	$50.28
46.0299.5430.X	54" x 30" Universal Tackboard	$55.24
46.0299.5448.X	54" x 48" Universal Tackboard	$63.84
46.0299.6012.X	60" x 12" Universal Tackboard	$32.53
46.0299.6016.X	60" x 16" Universal Tackboard	$35.00
46.0299.6020.X	60" x 20" Universal Tackboard	$52.79
46.0299.6024.X	60" x 24" Universal Tackboard	$51.45

NEW YORK SYSTEM XXI COMPONENT PRICE LIST

Date: 8/2/2022

Part Number	Description	Unit Price
46.0299.6030.X	60" x 30" Universal Tackboard	$56.48
46.0299.6048.X	60" x 48" Universal Tackboard	$65.06
46.0641.24.RAW	24" Universal Shelf With Slot - Raw	$17.35
46.0641.24.XX	24" Universal Shelf With Slot - Painted	$30.99
46.0641.30.RAW	30" Universal Shelf With Slot - Raw	$18.60
46.0641.30.XX	30" Universal Shelf With Slot - Painted	$32.23
46.0641.36.RAW	36" Universal Shelf With Slot - Raw	$19.84
46.0641.36.XX	36" Universal Shelf With Slot - Painted	$33.46
46.0641.42.RAW	42" Universal Shelf With Slot - Raw	$21.07
46.0641.42.XX	42" Universal Shelf With Slot - Painted	$37.18
46.0641.48.RAW	48" Universal Shelf With Slot - Raw	$23.55
46.0641.48.XX	48" Universal Shelf With Slot - Painted	$39.66
46.0641.54.RAW	54" Universal Shelf With Slot - Raw	$29.74
46.0641.54.XX	54" Universal Shelf With Slot - Painted	$43.39
46.0641.60.RAW	60" Universal Shelf With Slot - Raw	$33.46
46.0641.60.XX	60" Universal Shelf With Slot - Painted	$47.09
46.0776.28.X	28" 10-Wire 4-4-2 Vertical Jumper	$38.58
46.0776.33.X	33" 10-Wire 4-4-2 Vertical Jumper	$39.75
46.0776.39.X	39" 10-Wire 4-4-2 Vertical Jumper	$40.34
46.0776.45.X	45" 10-Wire 4-4-2 Vertical Jumper	$40.93
46.0776.51.X	51" 10-Wire 4-4-2 Vertical Jumper	$42.09
46.0776.56.X	56" 10-Wire 4-4-2 Vertical Jumper	$48.85
46.0776.57.X	57" 10-Wire 4-4-2 Vertical Jumper	$46.66
46.0776.63.X	63" 10-Wire 4-4-2 Vertical Jumper	$54.02
46.0776.69.X	69" 10-Wire 4-4-2 Vertical Jumper	$56.48
46.0776.75.X	75" 10-Wire 4-4-2 Vertical Jumper	$58.93
46.0776.81.X	81" 10-Wire 4-4-2 Vertical Jumper	$61.39
46.0776.87.X	87" 10-Wire 4-4-2 Vertical Jumper	$63.84
46.0776.93.X	93" 10-Wire 4-4-2 Vertical Jumper	$66.31
46.0776.99.X	99" 10-Wire 4-4-2 Vertical Jumper	$68.75
46.0778.144.X	10-Wire 4-4-2 144" Top Feed	$69.43
46.0778.216.X	10-Wire 4-4-2 216" Top Feed	$88.36
46.0778.288.X	10-Wire 4-4-2 288" Top Feed	$153.46
46.0782.28.X	28" 10-Wire 6-2-2 Vertical Jumper	$38.58
46.0782.33.X	33" 10-Wire 6-2-2 Vertical Jumper	$39.75
46.0782.39.X	39" 10-Wire 6-2-2 Vertical Jumper	$40.34
46.0782.45	45" 10-Wire 6-2-2 Vertical Jumper	$40.93
46.0782.51.X	51" 10-Wire 6-2-2 Vertical Jumper	$42.09
46.0782.56.X	56" 10-Wire 6-2-2 Vertical Jumper	$48.85
46.0782.57.X	57" 10-Wire 6-2-2 Vertical Jumper	$46.66
46.0782.63.X	63" 10-Wire 6-2-2 Vertical Jumper	$54.02
46.0782.69.X	69" 10-Wire 6-2-2 Vertical Jumper	$56.48
46.0782.75.X	75" 10-Wire 6-2-2 Vertical Jumper	$58.93
46.0782.81.X	81" 10-Wire 6-2-2 Vertical Jumper	$61.39
46.0782.87.X	87" 10-Wire 6-2-2 Vertical Jumper	$63.84
46.0782.93.X	93" 10-Wire 6-2-2 Vertical Jumper	$66.31
46.0782.99.X	99" 10-Wire 6-2-2 Vertical Jumper	$68.75
46.0784.144.X	10-Wire 6-2-2 144" Top Feed	$69.43
46.0784.216.X	10-Wire 6-2-2 216" Top Feed	$88.36
46.0784.288.X	10-Wire 6-2-2 288" Top Feed	$153.46
46.1297.BL	Straight Stiffener Brace Panel Connector	$4.09
46.1298.BL	Tapered Stiffener Brace Panel Connector	$4.68
46.3001.XX	84" ERP Door Trim Rail	$23.41
46.3004.L.XX	84" ERP Door Frame Hinge Side Left	$78.34
46.3004.R.XX	84" ERP Door Frame Hinge Side Right	$78.34

NEW YORK SYSTEM XXI COMPONENT PRICE LIST

Date: 8/2/2022

Part Number	Description	Unit Price
46.3006.L.XX	84" ERP Door Frame Handle Left	$81.85
46.3006.R.XX	84" ERP Door Frame Handle Right	$81.85
46.3224.144.XX.X	Universal Infeed, Non-Handed, 442, 144"	$136.28
46.3224.216.XX.X	Universal Infeed, Non-Handed, 442, 216"	$181.22
46.3224.72.XX.X	Universal Infeed, Non-Handed, 442, 72"	$57.70
46.3225.144.XX.X	Universal Infeed, Non-Handed, 622, 144"	$136.28
46.3225.216.XX.X	Universal Infeed, Non-Handed, 622, 216"	$181.22
46.3225.72.XX.X	Universal Infeed, Non-Handed, 622, 72"	$57.70
46.3246.30.XX	Raceway Cover, NYBF 10 Wire Painted	$9.61
46.3246.36.XX	Raceway Cover, NYBF 10 Wire Painted	$10.04
46.3246.42.XX	Raceway Cover, NYBF 10 Wire Painted	$11.16
46.3246.48.XX	Raceway Cover, NYBF 10 Wire Painted	$11.78
46.3246.54.XX	Raceway Cover, NYBF 10 Wire Painted	$12.39
46.3246.60.XX	Raceway Cover, NYBF 10 Wire Painted	$14.88
46.3247.30.XX	Raceway Cover, ERP NYBF Painted	$11.47
46.3247.36.XX	Raceway Cover, ERP NYBF Painted	$12.09
46.3247.42.XX	Raceway Cover, ERP NYBF Painted	$13.62
46.3247.48.XX	Raceway Cover, ERP NYBF Painted	$14.25
46.3247.54.XX	Raceway Cover, ERP NYBF Painted	$14.88
46.3247.60.XX	Raceway Cover, ERP NYBF Painted	$19.53
46.5176.FB	Universal Cantilever Bracket - Flat Blank	$3.76
46.5176.L.XX	Universal Cantilever Bracket - Left Hand	$8.53
46.5176.R.XX	Universal Cantilever Bracket - Right Hand	$8.53
46.5306	1/4" Nylon Spacer	$0.18
47.0095	Name Plate Holder Vinyl Sleeve	$7.02
47.0096	Name Plate Holder, Molded Frame	$11.70
47.0501.18.X	18" Horizontal Frame	$3.80
47.0501.24.X	24" Horizontal Frame	$3.98
47.0501.30.X	30" Horizontal Frame	$4.52
47.0501.36.X	36" Horizontal Frame	$5.13
47.0501.42.X	42" Horizontal Frame	$5.75
47.0501.48.X	48" Horizontal Frame	$6.45
47.0502.12.X	12" Vertical Frame	$3.74
47.0502.18.X	18" Vertical Frame	$4.10
47.0502.30.S.X	30" Vertical Frame Special Type	$8.19
47.0502.30.X	30" Vertical Frame	$5.30
47.0502.42.S.X	42" Vertical Frame Special Type	$9.80
47.0502.42.X	42" Vertical Frame	$6.07
47.0502.48.S.X	48" Vertical Frame Special Type	$10.52
47.0502.48.X	48" Vertical Frame	$7.25
47.0502.54.S.X	54" Vertical Frame Special Type	$11.62
47.0502.54.X	54" Vertical Frame	$7.34
47.0502.66.S.X	66" Vertical Frame Special Type	$12.72
47.0502.66.X	66" Vertical Frame	$8.67
47.0503.18	18" Horizontal Stiffener Tube	$4.23
47.0503.24	24" Horizontal Stiffener Tube	$4.47
47.0503.30	30" Horizontal Stiffener Tube	$5.31
47.0503.36	36" Horizontal Stiffener Tube	$6.86
47.0503.42	42" Horizontal Stiffener Tube	$7.14
47.0503.48	48" Horizontal Stiffener Tube	$7.40
47.0504.X	Top Stiffener Bracket	$1.39
47.0506.24.XX	24" Spacer for Glass Panel	$9.76
47.0506.30.XX	30" Spacer for Glass Panel	$10.68
47.0506.36.XX	36" Spacer for Glass Panel	$12.37
47.0506.42.XX	42" Spacer for Glass Panel	$12.58

NEW YORK SYSTEM XXI COMPONENT PRICE LIST

Date: 8/2/2022

Part Number	Description	Unit Price
47.0506.48.XX	48" Spacer for Glass Panel	$12.81
47.0508	Gusset / Corner Angle	$0.44
47.0510.2412	24w x 12h Tile Assembly	$7.67
47.0510.2418	24w x 18h Tile Assembly	$9.96
47.0510.2424	24w x 24h Tile Assembly	$11.93
47.0510.2436	24w x 36h Tile Assembly	$16.18
47.0510.3012	30w x 12h Tile Assembly	$8.43
47.0510.3018	30w x 18h Tile Assembly	$13.14
47.0510.3024	30w x 24h Tile Assembly	$13.82
47.0510.3036	30w x 36h Tile Assembly	$22.64
47.0510.3612	36w x 12h Tile Assembly	$8.95
47.0510.3618	36w x 18h Tile Assembly	$13.77
47.0510.3624	36w x 24h Tile Assembly	$14.86
47.0510.3636	36w x 36h Tile Assembly	$24.21
47.0510.4212	42w x 12h Tile Assembly	$9.93
47.0510.4218	42w x 18h Tile Assembly	$14.40
47.0510.4224	42w x 24h Tile Assembly	$17.52
47.0510.4236	42w x 36h Tile Assembly	$25.02
47.0510.4812	48w x 12h Tile Assembly	$10.55
47.0510.4818	48w x 18h Tile Assembly	$15.01
47.0510.4824	48w x 24h Tile Assembly	$18.76
47.0510.4836	48w x 36h Tile Assembly	$25.65
47.0511.12	Stiffener Rail-Fabric Tile 12"	$1.23
47.0511.18	Stiffener Rail-Fabric Tile 18"	$1.46
47.0511.30	Stiffener Rail-Fabric Tile 30"	$1.70
47.0511.36	Stiffener Rail-Fabric Tile 36"	$2.34
47.0511.42	Stiffener Rail-Fabric Tile 42"	$2.58
47.0511.54	Stiffener Rail-Fabric Tile 54"	$3.21
47.0511.66	Stiffener Rail-Fabric Tile 66"	$4.09
47.0512.24.XX	24" Extru - Tile Bottom Trim	$7.30
47.0512.30.XX	30" Extru - Tile Bottom Trim	$8.35
47.0512.36.XX	36" Extru - Tile Bottom Trim	$10.36
47.0512.42.XX	42" Extru - Tile Bottom Trim	$10.52
47.0512.48.XX	48" Extru - Tile Bottom Trim	$12.28
47.0513.1830B	18 x 30 Fiberglass Core - Tile - Base	$7.17
47.0513.1842B	18 x 42 Fiberglass Core - Tile - Base	$7.96
47.0513.1854B	18 x 54 Fiberglass Core - Tile - Base	$13.54
47.0513.1866B	18 x 66 Fiberglass Core - Tile - Base	$15.23
47.0513.2412	24 x 12 Fiberglass Core - Tile	$4.09
47.0513.2418	24 x 18 Fiberglass Core - Tile	$5.60
47.0513.2418B	24 x 18 Fiberglass Core - Tile - Base	$6.98
47.0513.2424	24 x 24 Fiberglass Core - Tile	$6.81
47.0513.2430B	24 x 30 Fiberglass Core - Tile - Base	$7.28
47.0513.2436	24 x 36 Fiberglass Core - Tile	$8.68
47.0513.2442B	24 x 42 Fiberglass Core - Tile - Base	$9.33
47.0513.2454B	24 x 54 Fiberglass Core - Tile - Base	$15.06
47.0513.2466B	24 x 66 Fiberglass Core - Tile - Base	$17.05
47.0513.3012	30 x 12 Fiberglass Core - Tile	$4.75
47.0513.3018	30 x 18 Fiberglass Core - Tile	$8.38
47.0513.3018B	30 x 18 Fiberglass Core - Tile - Base	$10.84
47.0513.3024	30 x 24 Fiberglass Core - Tile	$8.48
47.0513.3030B	30 x 30 Fiberglass Core - Tile - Base	$11.70
47.0513.3036	30 x 36 Fiberglass Core - Tile	$14.26
47.0513.3042B	30 x 42 Fiberglass Core - Tile - Base	$15.23
47.0513.3054B	30 x 54 Fiberglass Core - Tile - Base	$16.61

NEW YORK SYSTEM XXI COMPONENT PRICE LIST

Date: 8/2/2022

Part Number	Description	Unit Price
47.0513.3066B	30 x 66 Fiberglass Core - Tile - Base	$27.21
47.0513.3612	36 x 12 Fiberglass Core - Tile	$5.18
47.0513.3618	36 x 18 Fiberglass Core - Tile	$8.91
47.0513.3618B	36 x 18 Fiberglass Core - Tile - Base	$12.05
47.0513.3624	36 x 24 Fiberglass Core - Tile	$9.33
47.0513.3630B	36 x 30 Fiberglass Core - Tile - Base	$12.76
47.0513.3636	36 x 36 Fiberglass Core - Tile	$15.66
47.0513.3642B	36 x 42 Fiberglass Core - Tile - Base	$16.87
47.0513.3654B	36 x 54 Fiberglass Core - Tile - Base	$18.30
47.0513.3666B	36 x 66 Fiberglass Core - Tile - Base	$29.51
47.0513.4212	42 x 12 Fiberglass Core - Tile	$6.02
47.0513.4218	42 x 18 Fiberglass Core - Tile	$9.45
47.0513.4218B	42 x 18 Fiberglass Core - Tile - Base	$13.26
47.0513.4224	42 x 24 Fiberglass Core - Tile	$11.70
47.0513.4230B	42 x 30 Fiberglass Core - Tile - Base	$13.54
47.0513.4236	42 x 36 Fiberglass Core - Tile	$16.38
47.0513.4242B	42 x 42 Fiberglass Core - Tile - Base	$18.01
47.0513.4254B	42 x 54 Fiberglass Core - Tile - Base	$26.68
47.0513.4266B	42 x 66 Fiberglass Core - Tile - Base	$28.66
47.0513.4812	48 x 12 Fiberglass Core - Tile	$6.63
47.0513.4818	48 x 18 Fiberglass Core - Tile	$10.00
47.0513.4818B	48 x 18 Fiberglass Core - Tile - Base	$14.16
47.0513.4824	48 x 24 Fiberglass Core - Tile	$12.76
47.0513.4830B	48 x 30 Fiberglass Core - Tile - Base	$14.40
47.0513.4836	48 x 36 Fiberglass Core - Tile	$16.92
47.0513.4842B	48 x 42 Fiberglass Core - Tile - Base	$18.79
47.0513.4854B	48 x 54 Fiberglass Core - Tile - Base	$27.94
47.0513.4866B	48 x 66 Fiberglass Core - Tile - Base	$29.39
47.0515.2430	24w x 30h Tile Assembly - Base	$12.64
47.0515.2442	24w x 42h Tile Assembly - Base	$17.09
47.0515.2454	24w x 54h Tile Assembly - Base	$25.29
47.0515.2466	24w x 66h Tile Assembly - Base	$29.71
47.0515.3030	30w x 30h Tile Assembly - Base	$17.72
47.0515.3042	30w x 42h Tile Assembly - Base	$23.96
47.0515.3054	30w x 54h Tile Assembly - Base	$27.19
47.0515.3066	30w x 66h Tile Assembly - Base	$41.72
47.0515.3630	36w x 30h Tile Assembly - Base	$18.97
47.0515.3642	36w x 42h Tile Assembly - Base	$25.93
47.0515.3654	36w x 54h Tile Assembly - Base	$29.09
47.0515.3666	36w x 66h Tile Assembly - Base	$44.27
47.0515.4230	42w x 30h Tile Assembly - Base	$19.92
47.0515.4242	42w x 42h Tile Assembly - Base	$27.19
47.0515.4254	42w x 54h Tile Assembly - Base	$41.12
47.0515.4266	42w x 66h Tile Assembly - Base	$45.52
47.0515.4830	48w x 30h Tile Assembly - Base	$20.88
47.0515.4842	48w x 42h Tile Assembly - Base	$28.14
47.0515.4854	48w x 54h Tile Assembly - Base	$43.00
47.0515.4866	48w x 66h Tile Assembly - Base	$46.78
47.0517.30	30" Beltline Electrical Rail Assembly	$12.51
47.0517.36	36" Beltline Electrical Rail Assembly	$13.61
47.0517.42	42" Beltline Electrical Rail Assembly	$14.55
47.0517.48	48" Beltline Electrical Rail Assembly	$15.32
47.0520.2412.XX	24w x 12h Tool Rail -Welded	$79.51
47.0520.2424.XX	30w x 24h Tool Rail -Welded	$140.31
47.0520.3012.XX	30w x 12h Tool Rail -Welded	$88.86

NEW YORK SYSTEM XXI COMPONENT PRICE LIST

Date: 8/2/2022

Part Number	Description	Unit Price
47.0520.3024.XX	30w x 24h Tool Rail -Welded	$156.68
47.0520.3612.XX	36w x 12h Tool Rail -Welded	$105.23
47.0520.3624.XX	36w x 24h Tool Rail -Welded	$168.37
47.0520.4212.XX	42w x 12h Tool Rail -Welded	$113.41
47.0520.4224.XX	42w x 24h Tool Rail -Welded	$177.72
47.0520.4812.XX	48w x 12h Tool Rail -Welded	$116.92
47.0520.4824.XX	48w x 24h Tool Rail -Welded	$184.74
47.0524.17.XX	17" Cord Manager Horizontal	$2.05
47.0524.47.XX	47" Cord Manager Horizontal	$4.39
47.0530.30.F	30w x 12h Electrical Tile - Upholsterable - Sand Paint	$29.23
47.0530.30.XX	30w x 12h Electrical Tile - Painted	$29.23
47.0530.36.F	36w x 12h Electrical Tile - Upholsterable - Sand Paint	$31.86
47.0530.36.XX	36w x 12h Electrical Tile - Painted	$31.86
47.0530.42.F	42w x 12h Electrical Tile - Upholsterable - Sand Paint	$35.66
47.0530.42.XX	42w x 12h Electrical Tile - Painted	$35.66
47.0530.48.F	48w x 12h Electrical Tile - Upholsterable - Sand Paint	$38.58
47.0530.48.XX	48w x 12h Electrical Tile - Painted	$38.58
47.0535.24.X	24" 442 10 Wire Rigid Wireway	$37.88
47.0535.30.X	30" 442 10 Wire Rigid Wireway	$39.14
47.0535.36.X	36" 442 10 Wire Rigid Wireway	$40.39
47.0535.42.X	42" 442 10 Wire Rigid Wireway	$41.65
47.0535.48.X	48" 442 10 Wire Rigid Wireway	$42.91
47.0535.54.X	54" 442 10 Wire Rigid Wireway	$44.18
47.0535.60.X	60" 442 10 Wire Rigid Wireway	$45.44
47.0536.XX.X	Bezel-810 Receptacle Beltline	$2.05
47.0538.XX	Bezel - 810 Raceway (.04 Grip)	$2.76
47.0539.24.XX	24" 810 Powered Raceway Cover - PTD	$10.29
47.0539.30.XX	30" 810 Powered Raceway Cover - PTD	$13.10
47.0539.36.XX	36" 810 Powered Raceway Cover - PTD	$13.44
47.0539.42.XX	42" 810 Powered Raceway Cover - PTD	$14.03
47.0539.48.XX	48" 810 Powered Raceway Cover - PTD	$14.62
47.0539.54.XX	54" 810 Powered Raceway Cover - PTD	$17.31
47.0539.60.XX	60" 810 Powered Raceway Cover - PTD	$18.36
47.0540.2430.XX	24w x 30h Steel Tile Assembly	$50.28
47.0540.2442.XX	24w x 42h Steel Tile Assembly	$54.95
47.0540.2454.XX	24w x 54h Steel Tile Assembly	$71.32
47.0540.2466.XX	24w x 66h Steel Tile Assembly	$105.23
47.0540.3030.XX	30w x 30h Steel Tile Assembly	$56.13
47.0540.3042.XX	30w x 42h Steel Tile Assembly	$59.63
47.0540.3054.XX	30w x 54h Steel Tile Assembly	$75.99
47.0540.3066.XX	30w x 66h Steel Tile Assembly	$109.91
47.0540.3630.XX	36w x 30h Steel Tile Assembly	$60.80
47.0540.3642.XX	36w x 42h Steel Tile Assembly	$64.31
47.0540.3654.XX	36w x 54h Steel Tile Assembly	$80.67
47.0540.3666.XX	36w x 66h Steel Tile Assembly	$114.58
47.0540.4230.XX	42w x 30h Steel Tile Assembly	$67.82
47.0540.4242.XX	42w x 42h Steel Tile Assembly	$77.17
47.0540.4254.XX	42w x 54h Steel Tile Assembly	$85.35
47.0540.4266.XX	42w x 66h Steel Tile Assembly	$119.26
47.0540.4830.XX	48w x 30h Steel Tile Assembly	$72.50
47.0540.4842.XX	48w x 42h Steel Tile Assembly	$81.85
47.0540.4854.XX	48w x 54h Steel Tile Assembly	$88.86
47.0540.4866.XX	48w x 66h Steel Tile Assembly	$122.77
47.0542.32.X	32" Center (Horizontal) Tile Stiffener	$2.34
47.0542.38.X	38" Center (Horizontal) Tile Stiffener	$2.63

NEW YORK SYSTEM XXI COMPONENT PRICE LIST

Date: 8/2/2022

Part Number	Description	Unit Price
47.0543.1.XX.X	10-Wire #1 Receptacle (442)	$6.43
47.0543.2.XX.X	10-Wire #2 Receptacle (442)	$6.43
47.0543.3I.X	10-Wire #3I Receptacle (442)	$6.43
47.0543.4I.X	10-Wire #4I Receptacle (442)	$6.43
47.0546	Coat Hook - Clear Polycarbonate	$1.17
47.0547.BL	Bracket-8-Wire to 810 Adapter	$2.15
47.0547.KIT	Bracket Kit-8-Wire to 810 Adapter	$6.96
47.0549.BL	Panel Stiffener	$8.20
47.0550.2430.XX	24w x 30h Perforated Tile Assembly	$166.03
47.0550.3030.XX	30w x 30h Perforated Tile Assembly	$169.53
47.0550.3630.XX	36w x 30h Perforated Tile Assembly	$176.55
47.0550.4230.XX	42w x 30h Perforated Tile Assembly	$194.09
47.0550.4830.XX	48w x 30h Perforated Tile Assembly	$197.60
47.0561.X	Bracket - 810 Univ. WW To Pan	$0.83
47.0565.24	24" 622 10 Wire Rigid Wireway	$37.88
47.0565.30	30" 622 10 Wire Rigid Wireway	$39.14
47.0565.36	36" 622 10 Wire Rigid Wireway	$40.39
47.0565.42	42" 622 10 Wire Rigid Wireway	$41.65
47.0565.48	48" 622 10 Wire Rigid Wireway	$42.91
47.0565.54	54" 622 10 Wire Rigid Wireway	$44.18
47.0565.60	60" 622 10 Wire Rigid Wireway	$45.44
47.0567.1.XX	810 Wire (622) #1 Receptacle	$6.43
47.0567.2.XX	810 Wire (622) #2 Receptacle	$6.43
47.0567.3.XX	810 Wire (622) #3 Receptacle	$6.43
47.0567.4I	810 Wire (622) #4I Receptacle	$6.43
47.0567.5I	810 Wire (622) #5I Receptacle	$6.43
47.0567.6I	810 Wire (622) #6I Receptacle	$6.43
47.0567.C1.XX	810 Wire (622) #1 Receptacle Controlled	$6.43
47.0567.C2.XX	810 Wire (622) #2 Receptacle Controlled	$6.43
47.0567.C3.XX	810 Wire (622) #3 Receptacle Controlled	$6.43
47.0567.C4I.XX	810 Wire (622) #4I Receptacle Controlled	$6.43
47.0568.20	Universal 622 Retro to 8 Wire 422 - 20"	$29.23
47.0569.20	Universal 442 Retro to 10 Wire - 20"	$30.40
47.0570.20	Universal 622 Retro to 10 Wire - 20"	$30.40
47.0571.LH	Bracket-Left (Overhead Loadbar)	$3.10
47.0571.RH	Bracket-Right (Overhead Loadbar)	$3.10
47.0576.12	810-Universal Raceway Pan 12"	$3.03
47.0576.18	810-Universal Raceway Pan 18"	$3.26
47.0576.24	810-Universal Raceway Pan 24"	$3.43
47.0576.30	810-Universal Raceway Pan 30"	$4.02
47.0576.36	810-Universal Raceway Pan 36"	$4.48
47.0576.42	810-Universal Raceway Pan 42"	$5.03
47.0576.48	810-Universal Raceway Pan 48"	$5.49
47.0576.54	810-Universal Raceway Pan 54"	$6.07
47.0576.60	810-Universal Raceway Pan 60"	$6.66
47.0577.12.L.XX	8-Wire(422) 144" Left Base Feed Conversion	$128.61
47.0577.12.R.XX	8-Wire(422) 144" Right Base Feed Conversion	$128.61
47.0577.24.L.XX	8-Wire(422) 288" Left Base Feed Conversion	$204.62
47.0577.24.R.XX	8-Wire(422) 288" Right Base Feed Conversion	$204.62
47.0577.72.L.XX	72" Base Infeed(422) 8W Left - Stack & Tile Conversion	$52.61
47.0577.72.R.XX	72" Base Infeed(422) 8W Right - Stack & Tile Conversion	$52.61
47.0578.12	8-Wire(422) 144" Top Feed Conversion (47.0578.144)	$75.99
47.0578.18	8-Wire(422) 216" Top Feed Conversion (47.0578.216)	$99.38
47.0579.12.XX	810 ERP Universal Non Powered Raceway Cover 12"	$10.82
47.0579.18.XX	810 ERP Universal Non Powered Raceway Cover 18"	$11.99

NEW YORK SYSTEM XXI COMPONENT PRICE LIST

Date: 8/2/2022

Part Number	Description	Unit Price
47.0579.24.XX	810 ERP Universal Non Powered Raceway Cover 24"	$13.15
47.0579.30.XX	810 ERP Universal Non Powered Raceway Cover 30"	$14.32
47.0579.36.XX	810 ERP Universal Non Powered Raceway Cover 36"	$14.91
47.0579.42.XX	810 ERP Universal Non Powered Raceway Cover 42"	$16.37
47.0579.48.XX	810 ERP Universal Non Powered Raceway Cover 48"	$18.71
47.0579.54.XX	810 ERP Universal Non Powered Raceway Cover 54"	$19.30
47.0579.60.XX	810 ERP Universal Non Powered Raceway Cover 60"	$20.73
47.0580.24.XX	810 ERP Universal Powered Raceway Cover 24"	$14.97
47.0580.30.XX	810 ERP Universal Powered Raceway Cover 30"	$15.90
47.0580.36.XX	810 ERP Universal Powered Raceway Cover 36"	$16.37
47.0580.42.XX	810 ERP Universal Powered Raceway Cover 42"	$18.12
47.0580.48.XX	810 ERP Universal Powered Raceway Cover 48"	$20.47
47.0580.54.XX	810 ERP Universal Powered Raceway Cover 54"	$21.05
47.0580.60.XX	810 ERP Universal Powered Raceway Cover 60"	$22.08
47.0583.36.XX	36" Raceway Cover, 810 Electrical,Powered	$12.87
47.0583.42.XX	42" Raceway Cover, 810 Electrical,Powered	$14.03
47.0583.48.XX	48" Raceway Cover, 810 Electrical,Powered	$15.20
47.0583.54.XX	54" Raceway Cover, 810 Electrical,Powered	$17.54
47.0583.60.XX	60" Raceway Cover, 810 Electrical,Powered	$19.88
47.0592.24.XX	24" Base Raceway Cover ERP 810 Data 1	$15.20
47.0592.30.XX	30" Base Raceway Cover ERP 810 Data 1	$16.37
47.0592.36.XX	36" Base Raceway Cover ERP 810 Data 1	$17.54
47.0592.42.XX	42" Base Raceway Cover ERP 810 Data 1	$22.22
47.0592.48.XX	48" Base Raceway Cover ERP 810 Data 1	$23.38
47.0592.54.XX	54" Base Raceway Cover ERP 810 Data 1	$24.55
47.0592.60.XX	60" Base Raceway Cover ERP 810 Data 1	$29.23
47.0788.18	Channel, Rollformed Horizontal Frame, 18" Divider	$4.03
47.0788.24	Channel, Rollformed Horizontal Frame, 24" Divider	$6.30
47.0788.30	Channel, Rollformed Horizontal Frame, 30" Divider	$6.70
47.0788.36	Channel, Rollformed Horizontal Frame, 36" Divider	$7.42
47.0788.42	Channel, Rollformed Horizontal Frame, 42" Divider	$8.28
47.0788.48	Channel, Rollformed Horizontal Frame, 48" Divider	$9.27
47.0789	Screw, 1/4-20 X 1/2 W/#12 TX Pan Head T/F	$0.21
47.0790.XX	Weldment, Angled Base Support	$31.48
47.0798.30.XX	30" Trimrail, Angled Base Panel	$16.70
47.0798.42.XX	42" Trimrail, Angled Base Panel	$19.97
47.0798.48.XX	48" Trimrail, Angled Base Panel	$21.05
47.0798.54.XX	54" Trimrail, Angled Base Panel	$23.38
47.0798.66.XX	66" Trimrail, Angled Base Panel	$26.90
47.0840.18.XX	Over-the-tile Top Cap 18"	$16.75
47.0840.24.XX	Over-the-tile Top Cap 24"	$19.00
47.0840.30.XX	Over-the-tile Top Cap 30"	$23.10
47.0840.36.XX	Over-the-tile Top Cap 36"	$23.98
47.0840.42.XX	Over-the-tile Top Cap 42"	$36.25
47.0840.48.XX	Over-the-tile Top Cap 48"	$37.41
47.0843	Fastener Clip, Over-the-tile Top Cap	$1.70
47.0849.18.XX	Support, Bottom Tile, 18"	$15.79
47.0849.24.XX	Support, Bottom Tile, 24"	$16.37
47.0849.30.XX	Support, Bottom Tile, 30"	$17.24
47.0849.36.XX	Support, Bottom Tile, 36"	$18.91
47.0849.42.XX	Support, Bottom Tile, 42"	$19.73
47.0849.48.XX	Support, Bottom Tile, 48"	$21.44
48.0268.17	17" Universal 622 Panel to Panel Jumper	$25.79
48.0268.20	20" Universal 622 Panel to Panel Jumper	$27.01
48.0269.17	17" Universal 442 Panel to Panel Jumper	$25.79

NEW YORK SYSTEM XXI COMPONENT PRICE LIST

Date: 8/2/2022

Part Number	Description	Unit Price
48.0269.20	20" Universal 442 Panel to Panel Jumper	$27.01
49.1612	1/4-20x1/2 HX W/HD Serr TR ZC	$0.06
4BT6	Y-Block/Jumper - T-6	$37.41
52.2334.X	Insulation 2.5" x 2' x 8'	$0.64
53.1915.S12.XX	Hinge/Stackable Panel S12"	$1.11
53.1915.S14.XX	Hinge/Stackable Panel S14"	$1.23
53.1915.S18.XX	Hinge/Stackable Panel S18"	$1.33
53.1915.S24.XX	Hinge/Stackable Panel S24"	$1.45
53.1915.S30.XX	Hinge/Stackable Panel S30"	$1.56
53.1960.24.XX	24" Extruded Door Handle	$7.02
53.1960.30.XX	30" Extruded Door Handle	$8.19
53.1960.36.XX	36" Extruded Door Handle	$10.52
53.1960.42.XX	42" Extruded Door Handle	$11.11
53.1960.48.XX	48" Extruded Door Handle	$14.03
53.1960.54.XX	54" Extruded Door Handle	$19.88
53.1960.60.XX	60" Extruded Door Handle	$21.05
53.1965.24.XX	24" Extruded Front With Notch	$14.03
53.1965.30.XX	30" Extruded Front With Notch	$15.20
53.1965.36.XX	36" Extruded Front With Notch	$19.88
53.1965.42.XX	42" Extruded Front With Notch	$21.05
53.1965.48.XX	48" Extruded Front With Notch	$22.22
53.1965.54.XX	54" Extruded Front With Notch	$42.09
53.1965.60.XX	60" Extruded Front With Notch	$44.44
53.1966.24.XX	24" Extruded Front Without Notch	$11.70
53.1966.30.XX	30" Extruded Front Without Notch	$14.03
53.1966.36.XX	36" Extruded Front Without Notch	$15.53
53.1966.42.XX	42" Extruded Front Without Notch	$16.37
53.1966.48.XX	48" Extruded Front Without Notch	$17.54
53.1966.54.XX	54" Extruded Front Without Notch	$35.63
53.1966.60.XX	60" Extruded Front Without Notch	$37.86
53.2000.BLK	Splice Plate	$0.92
53.2013.24.XX	Shelf 24" Painted Assem	$19.95
53.2013.30.XX	Shelf 30" Painted Assem	$21.56
53.2013.36.XX	Shelf 36" Painted Assem	$23.18
53.2013.42.XX	Shelf 42" Painted Assem	$24.81
53.2013.48.XX	Shelf 48" Painted Assem	$26.45
53.2015.24.XX	24" Steel Flipper Door Front	$125.38
53.2015.30.XX	30" Steel Flipper Door Front	$131.23
53.2015.36.XX	36" Steel Flipper Door Front	$140.58
53.2015.42.XX	42" Steel Flipper Door Front	$142.93
53.2015.48.XX	48" Steel Flipper Door Front	$145.26
53.2015.54.XX	54" Steel Flipper Door Front	$177.99
53.2015.60.XX	60" Steel Flipper Door Front	$256.67
53.2080.2432	Open Frame Panel Cover 24" x 32"	$40.93
53.2080.2442	Open Frame Panel Cover 24" x 42"	$42.09
53.2080.2448	Open Frame Panel Cover 24" x 48"	$43.26
53.2080.3032	Open Frame Panel Cover 30" x 32"	$44.44
53.2080.3042	Open Frame Panel Cover 30" x 42"	$45.02
53.2080.3048	Open Frame Panel Cover 30" x 48"	$45.60
53.2080.3632	Open Frame Panel Cover 36" x 32"	$46.19
53.2080.3642	Open Frame Panel Cover 36" x 42"	$46.77
53.2080.3648	Open Frame Panel Cover 36" x 48"	$47.36
53.2080.4232	Open Frame Panel Cover 42" x 32"	$47.93
53.2080.4242	Open Frame Panel Cover 42" x 42"	$48.53
53.2080.4248	Open Frame Panel Cover 42" x 48"	$49.12

NEW YORK SYSTEM XXI COMPONENT PRICE LIST

Date: 8/2/2022

Part Number	Description	Unit Price
53.2080.4832	Open Frame Panel Cover 48" x 32"	$49.69
53.2080.4842	Open Frame Panel Cover 48" x 42"	$70.15
53.2080.4848	Open Frame Panel Cover 48" x 48"	$72.50
53.2090.0616	Bottom Open Frame Panel Access Cover 6" x 16"	$10.52
53.2090.0618	Bottom Open Frame Panel Access Cover 6" x 18"	$11.70
53.2090.0620	Bottom Open Frame Panel Access Cover 6" x 20"	$12.87
53.2090.0621	Bottom Open Frame Panel Access Cover 6" x 21"	$14.03
53.2090.0624	Bottom Open Frame Panel Access Cover 6" x 24"	$15.20
53.2090.0626	Bottom Open Frame Panel Access Cover 6" x 26"	$16.37
53.2090.2416	Bottom Open Frame Panel Access Cover 24" x 16"	$38.30
53.2090.2418	Bottom Open Frame Panel Access Cover 24" x 18"	$38.87
53.2090.2420	Bottom Open Frame Panel Access Cover 24" x 20"	$39.46
53.2090.2421	Bottom Open Frame Panel Access Cover 24" x 21"	$33.33
53.2090.2424	Bottom Open Frame Panel Access Cover 24" x 24"	$33.91
53.2090.2426	Bottom Open Frame Panel Access Cover 24" x 26"	$34.50
53.2090.3016	Bottom Open Frame Panel Access Cover 30" x 16"	$38.87
53.2090.3018	Bottom Open Frame Panel Access Cover 30" x 18"	$39.46
53.2090.3020	Bottom Open Frame Panel Access Cover 30" x 20"	$40.05
53.2090.3021	Bottom Open Frame Panel Access Cover 30" x 21"	$40.34
53.2090.3024	Bottom Open Frame Panel Access Cover 30" x 24"	$40.63
53.2090.3026	Bottom Open Frame Panel Access Cover 30" x 26"	$40.93
53.2090.3616	Bottom Open Frame Panel Access Cover 36" x 16"	$39.05
53.2090.3618	Bottom Open Frame Panel Access Cover 36" x 18"	$39.58
53.2090.3620	Bottom Open Frame Panel Access Cover 36" x 20"	$40.34
53.2090.3621	Bottom Open Frame Panel Access Cover 36" x 21"	$40.63
53.2090.3624	Bottom Open Frame Panel Access Cover 36" x 24"	$41.21
53.2090.3626	Bottom Open Frame Panel Access Cover 36" x 26"	$41.51
53.2090.4216	Bottom Open Frame Panel Access Cover 42" x 16"	$42.09
53.2090.4218	Bottom Open Frame Panel Access Cover 42" x 18"	$42.68
53.2090.4220	Bottom Open Frame Panel Access Cover 42" x 20"	$43.26
53.2090.4221	Bottom Open Frame Panel Access Cover 42" x 21"	$43.85
53.2090.4224	Bottom Open Frame Panel Access Cover 42" x 24"	$44.44
53.2090.4226	Bottom Open Frame Panel Access Cover 42" x 26"	$45.02
53.2090.4816	Bottom Open Frame Panel Access Cover 48" x 16"	$45.60
53.2090.4818	Bottom Open Frame Panel Access Cover 48" x 18"	$46.77
53.2090.4820	Bottom Open Frame Panel Access Cover 48" x 20"	$47.36
53.2090.4821	Bottom Open Frame Panel Access Cover 48" x 21"	$47.93
53.2090.4824	Bottom Open Frame Panel Access Cover 48" x 24"	$48.53
53.2090.4826	Bottom Open Frame Panel Access Cover 48" x 26"	$49.12
53.2090.5416	Bottom Open Frame Panel Access Cover 54" x 16"	$49.69
53.2090.5418	Bottom Open Frame Panel Access Cover 54" x 18"	$50.28
53.2090.5420	Bottom Open Frame Panel Access Cover 54" x 20"	$50.86
53.2090.5421	Bottom Open Frame Panel Access Cover 54" x 21"	$51.45
53.2090.5424	Bottom Open Frame Panel Access Cover 54" x 24"	$52.04
53.2090.5426	Bottom Open Frame Panel Access Cover 54" x 26"	$52.61
53.2090.6016	Bottom Open Frame Panel Access Cover 60" x 16"	$66.64
53.2090.6018	Bottom Open Frame Panel Access Cover 60" x 18"	$67.82
53.2090.6020	Bottom Open Frame Panel Access Cover 60" x 20"	$68.98
53.2090.6021	Bottom Open Frame Panel Access Cover 60" x 21"	$70.15
53.2090.6024	Bottom Open Frame Panel Access Cover 60" x 24"	$71.32
53.2090.6026	Bottom Open Frame Panel Access Cover 60" x 26"	$72.50
53.2117.24.RAW	Door NFD Steel 24" Raw	$14.66
53.2117.24.XX	Door NFD Steel 24" Painted	$18.42
53.2117.30.RAW	Door NFD Steel 30" Raw	$15.76
53.2117.30.XX	Door NFD Steel 30" Painted	$18.71

NEW YORK SYSTEM XXI COMPONENT PRICE LIST

Date: 8/2/2022

Part Number	Description	Unit Price
53.2117.36.RAW	Door NFD Steel 36" Raw	$16.06
53.2117.36.XX	Door NFD Steel 36" Painted	$19.88
53.2117.42.RAW	Door NFD Steel 42" Raw	$18.25
53.2117.42.XX	Door NFD Steel 42" Painted	$22.22
53.2117.48.RAW	Door NFD Steel 48" Raw	$18.52
53.2117.48.XX	Door NFD Steel 48" Painted	$23.38
53.2117.54.RAW	Door NFD Steel 54" Raw	$18.71
53.2117.54.XX	Door NFD Steel 54" Painted	$24.55
53.2117.60.RAW	Door NFD Steel 60" Raw	$24.91
53.2117.60.XX	Door NFD Steel 60" Painted	$30.40
53.2119.24.RAW	Door Cover STL 24" Raw	$11.97
53.2119.24.XX	Door Cover STL 24" Painted	$17.08
53.2119.30.RAW	Door Cover STL 30" Raw	$11.99
53.2119.30.XX	Door Cover STL 30" Painted	$17.13
53.2119.36.RAW	Door Cover STL 36" Raw	$13.44
53.2119.36.XX	Door Cover STL 36" Painted	$17.19
53.2119.42.RAW	Door Cover STL 42" Raw	$14.03
53.2119.42.XX	Door Cover STL 42" Painted	$17.24
53.2119.48.RAW	Door Cover STL 48" Raw	$14.62
53.2119.48.XX	Door Cover STL 48" Painted	$17.54
53.2119.54.RAW	Door Cover STL 54" Raw	$16.37
53.2119.54.XX	Door Cover STL 54" Painted	$23.38
53.2119.60.RAW	Door Cover STL 60" Raw	$22.22
53.2119.60.XX	Door Cover STL 60" Painted	$25.72
53.2120.L	Left Hand Side Panel With Bracket	$14.97
53.2120.R	Right Hand Side Panel With Bracket	$14.97
53.2141.XX	Overhead Side Set Load Bar Mount Painted	$63.21
53.2510.30.XX	CAC - 90 Degree - Inside 30"	$4.68
53.2510.3042.XX	CAC Variable Height - Inside 12"	$2.30
53.2510.3054.XX	CAC Variable Height - Inside 24"	$3.75
53.2510.3066.XX	CAC Variable Height - Inside 36"	$5.37
53.2510.32.XX	CAC - 90 Degree - Inside 32"	$4.75
53.2510.3242.XX	CAC Variable Height - Inside 10"	$2.10
53.2510.3248.XX	CAC Variable Height - Inside 16"	$2.81
53.2510.3254.XX	CAC Variable Height - Inside 22"	$3.50
53.2510.3262.XX	CAC Variable Height - Inside 30"	$4.52
53.2510.3266.XX	CAC Variable Height - Inside 34"	$5.00
53.2510.3272.XX	CAC Variable Height - Inside 40"	$5.74
53.2510.3280.XX	CAC Variable Height - Inside 48"	$6.91
53.2510.36E.XX	ERP 90 Degree Corner Inside 36"	$5.86
53.2510.42.XX	CAC - 90 Degree - Inside 42"	$5.97
53.2510.4248.XX	CAC Variable Height - Inside 6"	$1.66
53.2510.4254.XX	CAC Variable Height - Inside 12"	$2.30
53.2510.4262.XX	CAC Variable Height - Inside 20"	$3.27
53.2510.4266.XX	CAC Variable Height - Inside 24"	$3.75
53.2510.4272.XX	CAC Variable Height - Inside 30"	$4.52
53.2510.4280.XX	CAC Variable Height - Inside 38"	$5.50
53.2510.46E.XX	ERP 90 Degree Corner Inside 46"	$6.51
53.2510.48.XX	CAC - 90 Degree - Inside 48"	$6.91
53.2510.4854.XX	CAC Variable Height - Inside 6"	$1.66
53.2510.4862.XX	CAC Variable Height - Inside 14"	$2.57
53.2510.4866.XX	CAC Variable Height - Inside 18"	$3.04
53.2510.4872.XX	CAC Variable Height - Inside 24"	$3.75
53.2510.4880.XX	CAC Variable Height - Inside 32"	$4.75
53.2510.52E.XX	ERP 90 Degree Corner Inside 52"	$7.17

NEW YORK SYSTEM XXI COMPONENT PRICE LIST

Date: 8/2/2022

Part Number	Description	Unit Price
53.2510.54.XX	CAC - 90 Degree - Inside 54"	$7.39
53.2510.5462.XX	CAC Variable Height - Inside 8"	$1.90
53.2510.5466.XX	CAC Variable Height - Inside 12"	$2.30
53.2510.5472.XX	CAC Variable Height - Inside 18"	$3.04
53.2510.5480.XX	CAC Variable Height - Inside 26"	$4.10
53.2510.58E.XX	ERP 90 Degree Corner Inside 58"	$7.81
53.2510.62.XX	CAC - 90 Degree - Inside 62"	$8.09
53.2510.6266.XX	CAC Variable Height - Inside 4"	$1.43
53.2510.6272.XX	CAC Variable Height - Inside 10"	$2.10
53.2510.6280.XX	CAC Variable Height - Inside 18"	$3.04
53.2510.66.XX	CAC - 90 Degree - Inside 66"	$8.47
53.2510.6672.XX	CAC Variable Height - Inside 6"	$1.66
53.2510.6680.XX	CAC Variable Height - Inside 14"	$2.57
53.2510.66E.XX	ERP 90 Degree Corner Inside 66"	$8.46
53.2510.70E.XX	ERP 90 Degree Corner Inside 70"	$9.11
53.2510.72.XX	CAC - 90 Degree - Inside 72"	$9.10
53.2510.7280.XX	CAC Variable Height - Inside 8"	$1.90
53.2510.76E.XX	ERP 90 Degree Corner Inside 76"	$9.77
53.2510.80.XX	CAC - 90 Degree - Inside 80"	$9.56
53.2510.84E.XX	ERP 90 Degree Corner Inside 84"	$10.41
53.2515.30	CAC - 90 Degree - Outside 32"	$4.14
53.2515.3042	CAC Variable Height - Outside 12"	$2.05
53.2515.3054	CAC Variable Height - Outside 24"	$3.37
53.2515.3066	CAC Variable Height - Outside 36"	$5.27
53.2515.32	CAC - 90 Degree - Outside 32"	$4.14
53.2515.3242	CAC Variable Height - Outside 10"	$1.90
53.2515.3248	CAC Variable Height - Outside 16"	$2.50
53.2515.3254	CAC Variable Height - Outside 22"	$3.18
53.2515.3262	CAC Variable Height - Outside 30"	$3.78
53.2515.3266	CAC Variable Height - Outside 34"	$5.20
53.2515.3272	CAC Variable Height - Outside 40"	$5.42
53.2515.3280	CAC Variable Height - Outside 48"	$5.61
53.2515.33	CAC - 90 Degree - Outside 33"	$4.44
53.2515.35	CAC - 90 Degree - Outside 35"	$4.14
53.2515.36	ERP 90 Degree Corner Outside 46"	$4.58
53.2515.42	CAC - 90 Degree - Outside 42"	$5.52
53.2515.4248	CAC Variable Height - Outside 6"	$1.56
53.2515.4254	CAC Variable Height - Outside 12"	$2.05
53.2515.4262	CAC Variable Height - Outside 20"	$2.97
53.2515.4266	CAC Variable Height - Outside 24"	$3.37
53.2515.4272	CAC Variable Height - Outside 30"	$3.78
53.2515.4280	CAC Variable Height - Outside 38"	$5.32
53.2515.45	CAC - 90 Degree - Outside 45"	$5.52
53.2515.46	ERP 90 Degree Corner Outside 46"	$5.53
53.2515.48	CAC - 90 Degree - Outside 48"	$5.61
53.2515.4854	CAC Variable Height - Outside 6"	$1.56
53.2515.4862	CAC Variable Height - Outside 14"	$2.26
53.2515.4866	CAC Variable Height - Outside 18"	$2.82
53.2515.4872	CAC Variable Height - Outside 24"	$3.37
53.2515.4880	CAC Variable Height - Outside 32"	$4.14
53.2515.51	ERP 90 Degree Corner Outside 51"	$5.61
53.2515.52	ERP 90 Degree Corner Outside 52"	$5.74
53.2515.54	CAC - 90 Degree - Outside 54"	$5.72
53.2515.5462	CAC Variable Height - Outside 8"	$1.71
53.2515.5466	CAC Variable Height - Outside 12"	$2.05

NEW YORK SYSTEM XXI COMPONENT PRICE LIST

Date: 8/2/2022

Part Number	Description	Unit Price
53.2515.5472	CAC Variable Height - Outside 18"	$2.82
53.2515.5480	CAC Variable Height - Outside 26"	$3.59
53.2515.57	CAC - 90 Degree - Outside 57"	$5.86
53.2515.58	ERP 90 Degree Corner Outside 58"	$5.86
53.2515.62	CAC - 90 Degree - Outside 62"	$5.80
53.2515.6266	CAC Variable Height - Outside 4"	$1.43
53.2515.6272	CAC Variable Height - Outside 10"	$1.90
53.2515.6280	CAC Variable Height - Outside 18"	$2.82
53.2515.65	CAC - 90 Degree - Outside 65"	$5.80
53.2515.66	CAC - 90 Degree - Outside 66"	$6.02
53.2515.6672	CAC Variable Height - Outside 6"	$1.56
53.2515.6680	CAC Variable Height - Outside 14"	$2.26
53.2515.69	CAC - 90 Degree - Outside 69"	$7.02
53.2515.70	ERP 90 Degree Corner Outside 70"	$7.17
53.2515.72	CAC - 90 Degree - Outside 72"	$6.61
53.2515.7280	CAC Variable Height - Outside 8"	$1.71
53.2515.75	CAC - 90 Degree - Outside 75"	$6.61
53.2515.76	ERP 90 Degree Corner Outside 76"	$7.81
53.2515.80	CAC - 90 Degree - Outside 80"	$6.75
53.2515.83	CAC - 90 Degree - Outside 83"	$6.75
53.2515.84	ERP 90 Degree Corner Outside 84"	$8.46
53.2516.32.XX	CAC 90 Degree Unupholstered 32"	$9.94
53.2516.3242.XX	CAC Variable Height Unupholstered 10"	$4.51
53.2516.3248.XX	CAC Variable Height Unupholstered 16"	$5.42
53.2516.3254.XX	CAC Variable Height Unupholstered 22"	$6.63
53.2516.3262.XX	CAC Variable Height Unupholstered 30"	$9.63
53.2516.3266.XX	CAC Variable Height Unupholstered 34"	$12.05
53.2516.3272.XX	CAC Variable Height Unupholstered 40"	$13.85
53.2516.3280.XX	CAC Variable Height Unupholstered 48"	$15.66
53.2516.42.XX	CAC 90 Degree Unupholstered 42"	$12.66
53.2516.4248.XX	CAC Variable Height Unupholstered 6"	$3.91
53.2516.4254.XX	CAC Variable Height Unupholstered 12"	$4.83
53.2516.4262.XX	CAC Variable Height Unupholstered 20"	$6.32
53.2516.4266.XX	CAC Variable Height Unupholstered 24"	$7.22
53.2516.4272.XX	CAC Variable Height Unupholstered 30"	$9.63
53.2516.4280.XX	CAC Variable Height Unupholstered 38"	$13.26
53.2516.48.XX	CAC 90 Degree Unupholstered 48"	$18.06
53.2516.4854.XX	CAC Variable Height Unupholstered 6"	$3.91
53.2516.4862.XX	CAC Variable Height Unupholstered 14"	$5.11
53.2516.4866.XX	CAC Variable Height Unupholstered 18"	$5.73
53.2516.4872.XX	CAC Variable Height Unupholstered 24"	$7.22
53.2516.4880.XX	CAC Variable Height Unupholstered 32"	$10.84
53.2516.54.XX	CAC 90 Degree Unupholstered 54"	$19.27
53.2516.5462.XX	CAC Variable Height Unupholstered 8"	$4.04
53.2516.5466.XX	CAC Variable Height Unupholstered 12"	$4.83
53.2516.5472.XX	CAC Variable Height Unupholstered 18"	$5.73
53.2516.5480.XX	CAC Variable Height Unupholstered 26"	$8.43
53.2516.62.XX	CAC 90 Degree Unupholstered 62"	$19.88
53.2516.6266.XX	CAC Variable Height Unupholstered 4"	$3.61
53.2516.6272.XX	CAC Variable Height Unupholstered 10"	$4.51
53.2516.6280.XX	CAC Variable Height Unupholstered 18"	$5.73
53.2516.66.XX	CAC 90 Degree Unupholstered 66"	$20.48
53.2516.6672.XX	CAC Variable Height Unupholstered 6"	$3.91
53.2516.6680.XX	CAC Variable Height Unupholstered 14"	$5.11
53.2516.72.XX	CAC 90 Degree Unupholstered 72"	$24.09

NEW YORK SYSTEM XXI COMPONENT PRICE LIST

Date: 8/2/2022

Part Number	Description	Unit Price
53.2516.7280.XX	CAC Variable Height Unupholstered 8"	$4.04
53.2516.80.XX	CAC 90 Degree Unupholstered 80"	$25.29
53.2518.32.XX	CTC T-Post - Unupholstered 32"	$9.05
53.2518.3242.XX	CTC Variable Height - Unupholstered 10"	$4.22
53.2518.3248.XX	CTC Variable Height - Unupholstered 16"	$5.11
53.2518.3254.XX	CTC Variable Height - Unupholstered 22"	$6.32
53.2518.3262.XX	CTC Variable Height - Unupholstered 30"	$8.43
53.2518.3266.XX	CTC Variable Height - Unupholstered 34"	$9.63
53.2518.3272.XX	CTC Variable Height - Unupholstered 40"	$13.26
53.2518.3280.XX	CTC Variable Height - Unupholstered 48"	$14.45
53.2518.42.XX	CTC T-Post - Unupholstered 42"	$10.24
53.2518.4248.XX	CTC Variable Height - Unupholstered 6"	$3.61
53.2518.4254.XX	CTC Variable Height - Unupholstered 12"	$4.51
53.2518.4262.XX	CTC Variable Height - Unupholstered 20"	$6.02
53.2518.4266.XX	CTC Variable Height - Unupholstered 24"	$6.63
53.2518.4272.XX	CTC Variable Height - Unupholstered 30"	$8.43
53.2518.4280.XX	CTC Variable Height - Unupholstered 38"	$10.84
53.2518.48.XX	CTC T-Post - Unupholstered 48"	$13.26
53.2518.4854.XX	CTC Variable Height - Unupholstered 6"	$3.61
53.2518.4862.XX	CTC Variable Height - Unupholstered 14"	$4.83
53.2518.4866.XX	CTC Variable Height - Unupholstered 18"	$5.42
53.2518.4872.XX	CTC Variable Height - Unupholstered 24"	$6.63
53.2518.4880.XX	CTC Variable Height - Unupholstered 32"	$9.05
53.2518.54.XX	CTC T-Post - Unupholstered 54"	$14.45
53.2518.5462.XX	CTC Variable Height - Unupholstered 8"	$3.91
53.2518.5466.XX	CTC Variable Height - Unupholstered 12"	$4.51
53.2518.5472.XX	CTC Variable Height - Unupholstered 18"	$5.42
53.2518.5480.XX	CTC Variable Height - Unupholstered 26"	$7.22
53.2518.62.XX	CTC T-Post - Unupholstered 62"	$15.66
53.2518.6266.XX	CTC Variable Height - Unupholstered 4"	$3.32
53.2518.6272.XX	CTC Variable Height - Unupholstered 10"	$4.22
53.2518.6280.XX	CTC Variable Height - Unupholstered 18"	$5.42
53.2518.66.XX	CTC T-Post - Unupholstered 66"	$18.06
53.2518.6672.XX	CTC Variable Height - Unupholstered 6"	$3.61
53.2518.6680.XX	CTC Variable Height - Unupholstered 14"	$4.83
53.2518.72.XX	CTC T-Post - Unupholstered 72"	$26.49
53.2518.7280.XX	CTC Variable Height - Unupholstered 8"	$3.91
53.2518.80.XX	CTC T-Post - Unupholstered 80"	$28.91
53.2525.30.XX	CTC T-Post - Inside 30"	$3.93
53.2525.3042.XX	CTC Variable Height - Inside 12"	$2.00
53.2525.3054.XX	CTC Variable Height - Inside 24"	$3.18
53.2525.3066.XX	CTC Variable Height - Inside 36"	$4.39
53.2525.32.XX	CTC T-Post - Inside 32"	$3.94
53.2525.3242.XX	CTC Variable Height - Inside 10"	$1.85
53.2525.3248.XX	CTC Variable Height - Inside 16"	$2.32
53.2525.3254.XX	CTC Variable Height - Inside 22"	$2.95
53.2525.3262.XX	CTC Variable Height - Inside 30"	$3.78
53.2525.3266.XX	CTC Variable Height - Inside 34"	$4.14
53.2525.3272.XX	CTC Variable Height - Inside 40"	$4.52
53.2525.3280.XX	CTC Variable Height - Inside 48"	$5.41
53.2525.36E.XX	ERP T-Post Inside 36"	$4.58
53.2525.42.XX	CTC T-Post - Inside 42"	$4.71
53.2525.4248.XX	CTC Variable Height - Inside 6"	$1.56
53.2525.4254.XX	CTC Variable Height - Inside 12"	$2.00
53.2525.4262.XX	CTC Variable Height - Inside 20"	$2.71

NEW YORK SYSTEM XXI COMPONENT PRICE LIST

Date: 8/2/2022

Part Number	Description	Unit Price
53.2525.4266.XX	CTC Variable Height - Inside 24"	$3.18
53.2525.4272.XX	CTC Variable Height - Inside 30"	$3.78
53.2525.4280.XX	CTC Variable Height - Inside 38"	$4.40
53.2525.46E.XX	ERP T-Post Inside 46"	$5.20
53.2525.48.XX	CTC T-Post - Inside 48"	$5.41
53.2525.4854.XX	CTC Variable Height - Inside 6"	$1.56
53.2525.4862.XX	CTC Variable Height - Inside 14"	$2.18
53.2525.4866.XX	CTC Variable Height - Inside 18"	$2.49
53.2525.4872.XX	CTC Variable Height - Inside 24"	$3.18
53.2525.4880.XX	CTC Variable Height - Inside 32"	$3.94
53.2525.52E.XX	ERP T-Post Inside 52"	$5.86
53.2525.54.XX	CTC T-Post - Inside 54"	$5.70
53.2525.5462.XX	CTC Variable Height - Inside 8"	$1.70
53.2525.5466.XX	CTC Variable Height - Inside 12"	$2.00
53.2525.5472.XX	CTC Variable Height - Inside 18"	$2.49
53.2525.5480.XX	CTC Variable Height - Inside 26"	$3.48
53.2525.58E.XX	ERP T-Post Inside 58"	$6.51
53.2525.62.XX	CTC T-Post - Inside 62"	$6.27
53.2525.6266.XX	CTC Variable Height - Inside 4"	$1.43
53.2525.6272.XX	CTC Variable Height - Inside 10"	$1.85
53.2525.6280.XX	CTC Variable Height - Inside 18"	$2.49
53.2525.66.XX	CTC T-Post - Inside 66"	$6.44
53.2525.6672.XX	CTC Variable Height - Inside 6"	$1.56
53.2525.6680.XX	CTC Variable Height - Inside 14"	$2.18
53.2525.66E.XX	ERP T-Post Inside 66"	$7.17
53.2525.70E.XX	ERP T-Post Inside 70"	$7.81
53.2525.72.XX	CTC T-Post - Inside 72"	$7.04
53.2525.7280.XX	CTC Variable Height - Inside 8"	$1.70
53.2525.76E.XX	ERP T-Post Inside 76"	$8.46
53.2525.80.XX	CTC T-Post - Inside 80"	$7.22
53.2525.84E.XX	ERP T-Post Inside 84"	$9.11
53.2530.30	CTC T-Post - Outside 30"	$2.81
53.2530.3042	CTC Variable Height - Outside 12"	$1.74
53.2530.3054	CTC Variable Height - Outside 24"	$2.50
53.2530.3066	CTC Variable Height - Outside 36"	$3.21
53.2530.32	CTC T-Post - Outside 32"	$2.83
53.2530.3242	CTC Variable Height - Outside 10"	$1.63
53.2530.3248	CTC Variable Height - Outside 16"	$1.95
53.2530.3254	CTC Variable Height - Outside 22"	$2.31
53.2530.3262	CTC Variable Height - Outside 30"	$2.71
53.2530.3266	CTC Variable Height - Outside 34"	$2.96
53.2530.3272	CTC Variable Height - Outside 40"	$3.34
53.2530.3280	CTC Variable Height - Outside 48"	$3.57
53.2530.33	CTC T-Post - Outside 33"	$3.21
53.2530.35	CTC T-Post - Outside 35"	$2.83
53.2530.36	ERP T-Post - Outside 36"	$3.26
53.2530.42	CTC T-Post - Outside 42"	$3.50
53.2530.4248	CTC Variable Height - Outside 6"	$1.32
53.2530.4254	CTC Variable Height - Outside 12"	$1.74
53.2530.4262	CTC Variable Height - Outside 20"	$2.23
53.2530.4266	CTC Variable Height - Outside 24"	$2.50
53.2530.4272	CTC Variable Height - Outside 30"	$2.71
53.2530.4280	CTC Variable Height - Outside 38"	$3.26
53.2530.45	CTC T-Post - Outside 45"	$3.51
53.2530.46	ERP T-Post - Outside 46"	$3.58

NEW YORK SYSTEM XXI COMPONENT PRICE LIST

Date: 8/2/2022

Part Number	Description	Unit Price
53.2530.48	CTC T-Post - Outside 48"	$3.57
53.2530.4854	CTC Variable Height - Outside 6"	$1.32
53.2530.4862	CTC Variable Height - Outside 14"	$1.85
53.2530.4866	CTC Variable Height - Outside 18"	$2.07
53.2530.4872	CTC Variable Height - Outside 24"	$2.50
53.2530.4880	CTC Variable Height - Outside 32"	$2.83
53.2530.51	CTC T-Post - Outside 51"	$3.57
53.2530.52	ERP T-Post - Outside 52"	$3.78
53.2530.54	CTC T-Post - Outside 54"	$3.73
53.2530.5462	CTC Variable Height - Outside 8"	$1.47
53.2530.5466	CTC Variable Height - Outside 12"	$1.74
53.2530.5472	CTC Variable Height - Outside 18"	$2.07
53.2530.5480	CTC Variable Height - Outside 26"	$2.62
53.2530.57	CTC T-Post - Outside 57"	$3.80
53.2530.58	ERP T-Post - Outside 58"	$3.91
53.2530.62	CTC T-Post - Outside 62"	$3.88
53.2530.6266	CTC Variable Height - Outside 4"	$1.21
53.2530.6272	CTC Variable Height - Outside 10"	$1.63
53.2530.6280	CTC Variable Height - Outside 18"	$2.07
53.2530.65	CTC T-Post - Outside 65"	$3.88
53.2530.66	CTC T-Post - Outside 66"	$4.09
53.2530.6672	CTC Variable Height - Outside 6"	$1.32
53.2530.6680	CTC Variable Height - Outside 14"	$1.85
53.2530.69	CTC T-Post - Outside 69"	$4.81
53.2530.70	ERP T-Post - Outside 70"	$4.89
53.2530.72	CTC T-Post - Outside 72"	$4.37
53.2530.7280	CTC Variable Height - Outside 8"	$1.40
53.2530.75	CTC T-Post - Outside 75"	$4.37
53.2530.76	ERP T-Post - Outside 76"	$5.53
53.2530.80	CTC T-Post - Outside 80"	$4.68
53.2530.83	CTC T-Post - Outside 83"	$4.68
53.2530.84	ERP T-Post - Outside 84"	$6.18
53.2532.30	CTC Spacer Outside 30"	$2.34
53.2532.32	CTC Spacer Outside 32"	$2.36
53.2532.36	ERP CTC Spacer Outside 36"	$2.61
53.2532.42	CTC Spacer Outside 42"	$2.68
53.2532.46	ERP CTC Spacer Outside 46"	$2.93
53.2532.48	CTC Spacer Outside 48"	$3.18
53.2532.52	ERP CTC Spacer Outside 52"	$3.52
53.2532.54	CTC Spacer Outside 54"	$3.48
53.2532.58	ERP CTC Spacer Outside 58"	$3.84
53.2532.62	CTC Spacer Outside 62"	$3.60
53.2532.66	CTC Spacer Outside 66"	$3.93
53.2532.70	ERP CTC Spacer Outside 70"	$4.37
53.2532.72	CTC Spacer Outside 72"	$4.17
53.2532.76	ERP CTC Spacer Outside 76"	$4.74
53.2532.80	CTC Spacer Outside 80"	$4.40
53.2532.84	ERP CTC Spacer Outside 84"	$5.00
53.2683.12.BL	12" ERP Slotted Septum	$5.73
53.2683.18.BL	18" ERP Slotted Septum	$5.88
53.2683.24.BL	24" ERP Slotted Septum	$6.01
53.2683.30.BL	30" ERP Slotted Septum	$6.28
53.2683.36.BL	36" ERP Slotted Septum	$6.32
53.2683.42.BL	42" ERP Slotted Septum	$6.47
53.2683.48.BL	48" ERP Slotted Septum	$6.62

NEW YORK SYSTEM XXI COMPONENT PRICE LIST

Date: 8/2/2022

Part Number	Description	Unit Price
53.2683.54.BL	54" ERP Slotted Septum	$6.76
53.2683.60.BL	60" ERP Slotted Septum	$7.36
53.2684	ERP Center Support Housing	$4.49
53.2690.XX	Metal End of Run Cap	$5.27
53.2691.XX	Metal In-Line Cap	$7.30
53.2692.XX	Metal 90 Degree Cap	$7.30
53.2693.XX	Metal T-Post Cap	$7.30
53.2694.XX	Metal 4-Way Cap	$7.02
53.2697.XX	Metal Dead End 90 Degree Top Cap	$7.30
53.2701.12.XX	Horizontal Extrusion Glass Panel	$12.69
53.2701.18.XX	Horizontal Extrusion Glass Panel	$14.48
53.2701.24.XX	Horizontal Extrusion Glass Panel	$16.15
53.2701.30.XX	Horizontal Extrusion Glass Panel	$18.24
53.2701.36.XX	Horizontal Extrusion Glass Panel	$20.32
53.2701.42.XX	Horizontal Extrusion Glass Panel	$22.54
53.2701.48.XX	Horizontal Extrusion Glass Panel	$24.50
53.2701.54.XX	Horizontal Extrusion Glass Panel	$28.99
53.2701.60.XX	Horizontal Extrusion Glass Panel	$30.24
53.2709	Cable Management Hook	$10.52
53.2712.S12.XX	Vertical Glass Extrusion S12"	$7.78
53.2712.S14.XX	Vertical Glass Extrusion S14"	$9.35
53.2712.S18.XX	Vertical Glass Extrusion S18"	$9.89
53.2712.S24.XX	Vertical Glass Extrusion S24"	$11.72
53.2712.S30.XX	Vertical Glass Extrusion S30"	$15.10
53.2717.12.XX	Vertical Extrusion Glass Panel	$19.20
53.2717.16.XX	Vertical Extrusion Glass Panel	$19.56
53.2717.17.XX	Vertical Extrusion Glass Panel	$19.56
53.2717.18.XX	Vertical Extrusion Glass Panel	$19.56
53.2717.19.XX	Vertical Extrusion Glass Panel	$20.19
53.2717.20.XX	Vertical Extrusion Glass Panel	$20.86
53.2717.21.XX	Vertical Extrusion Glass Panel	$21.30
53.2717.24.XX	Vertical Extrusion Glass Panel	$22.06
53.2717.25.XX	Vertical Extrusion Glass Panel	$22.71
53.2717.26.XX	Vertical Extrusion Glass Panel	$23.12
53.2717.31.XX	Vertical Extrusion Glass Panel	$23.38
53.2717.32.XX	Vertical Extrusion Glass Panel	$24.19
53.2717.33.XX	Vertical Extrusion Glass Panel	$24.82
53.2717.36.XX	Vertical Extrusion Glass Panel	$25.15
53.2717.37.XX	Vertical Extrusion Glass Panel	$25.59
53.2717.41.XX	Vertical Extrusion Glass Panel	$26.03
53.2717.42.XX	Vertical Extrusion Glass Panel	$26.32
53.2717.43.XX	Vertical Extrusion Glass Panel	$27.03
53.2717.48.XX	Vertical Extrusion Glass Panel	$27.91
53.2717.51.XX	Vertical Extrusion Glass Panel	$28.98
53.2717.54.XX	Vertical Extrusion Glass Panel	$30.15
53.2717.62.XX	Vertical Extrusion Glass Panel	$31.79
53.2717.66.XX	Vertical Extrusion Glass Panel	$33.64
53.2717.72.XX	Vertical Extrusion Glass Panel	$37.83
53.2717.80.XX	Vertical Extrusion Glass Panel	$40.30
53.2719.XX.X	Interlock	$1.36
53.2724.36.XX	36" ERP CTC Spacer Extrusion	$31.62
53.2724.46.XX	46" ERP CTC Spacer Extrusion	$34.50
53.2724.52.XX	52" ERP CTC Spacer Extrusion	$35.71
53.2724.58.XX	58" ERP CTC Spacer Extrusion	$40.34
53.2724.66.XX	66" ERP CTC Spacer Extrusion	$42.30

NEW YORK SYSTEM XXI COMPONENT PRICE LIST

Date: 8/2/2022

Part Number	Description	Unit Price
53.2724.70.XX	70" ERP CTC Spacer Extrusion	$43.08
53.2724.76.XX	76" ERP CTC Spacer Extrusion	$50.24
53.2724.84.XX	84" ERP CTC Spacer Extrusion	$53.54
53.2725.30.XX	30" End Of Run	$5.97
53.2725.3042.XX	End Of Run - Variable Height 12"	$2.93
53.2725.3054.XX	End Of Run - Variable Height 24"	$3.98
53.2725.3066.XX	End Of Run - Variable Height 36"	$5.14
53.2725.32.XX	32" End Of Run	$6.00
53.2725.3242.XX	End Of Run - Variable Height 10"	$2.85
53.2725.3248.XX	End Of Run - Variable Height 16"	$3.35
53.2725.3254.XX	End Of Run - Variable Height 22"	$3.93
53.2725.3262.XX	End Of Run - Variable Height 30"	$4.70
53.2725.3266.XX	End Of Run - Variable Height 34"	$5.28
53.2725.3272.XX	End Of Run - Variable Height 40"	$5.85
53.2725.3280.XX	End Of Run - Variable Height 48"	$7.32
53.2725.36.XX	32" ERP End Of Run	$6.10
53.2725.42.XX	42" End Of Run	$7.07
53.2725.4248.XX	End Of Run - Variable Height 6"	$2.49
53.2725.4254.XX	End Of Run - Variable Height 12"	$3.01
53.2725.4262.XX	End Of Run - Variable Height 20"	$3.75
53.2725.4266.XX	End Of Run - Variable Height 24"	$4.09
53.2725.4272.XX	End Of Run - Variable Height 30"	$4.70
53.2725.4280.XX	End Of Run - Variable Height 38"	$5.51
53.2725.46.XX	46" ERP End Of Run	$8.47
53.2725.48.XX	48" End Of Run	$8.88
53.2725.4854.XX	End Of Run - Variable Height 6"	$2.49
53.2725.4862.XX	End Of Run - Variable Height 14"	$3.14
53.2725.4866.XX	End Of Run - Variable Height 18"	$3.57
53.2725.4872.XX	End Of Run - Variable Height 24"	$4.09
53.2725.4880.XX	End Of Run - Variable Height 32"	$4.84
53.2725.52.XX	52" ERP End Of Run	$9.25
53.2725.54.XX	54" End Of Run	$9.48
53.2725.5462.XX	End Of Run - Variable Height 8"	$2.68
53.2725.5466.XX	End Of Run - Variable Height 12"	$3.01
53.2725.5472.XX	End Of Run - Variable Height 18"	$3.57
53.2725.5480.XX	End Of Run - Variable Height 26"	$4.27
53.2725.58.XX	58" ERP End Of Run	$9.58
53.2725.62.XX	62" End Of Run	$9.72
53.2725.6266.XX	End Of Run - Variable Height 4"	$2.32
53.2725.6272.XX	End Of Run - Variable Height 10"	$2.85
53.2725.6280.XX	End Of Run - Variable Height 18"	$3.57
53.2725.66.XX	66" End Of Run	$10.18
53.2725.6672.XX	End Of Run - Variable Height 6"	$2.49
53.2725.6680.XX	End Of Run - Variable Height 14"	$3.14
53.2725.70.XX	70" ERP End Of Run	$11.28
53.2725.72.XX	72" End Of Run	$11.51
53.2725.7280.XX	End Of Run - Variable Height 8"	$2.68
53.2725.76.XX	76" ERP End Of Run	$11.64
53.2725.80.XX	80" End Of Run	$11.82
53.2725.84.XX	84" ERP End Of Run	$13.10
53.2727.50.XX	Panel Screen Trim End - 50"	$19.88
53.2727.62.XX	Panel Screen Trim End - 62"	$19.88
53.2729.30.XX	CTC Spacer Extrusion	$52.04
53.2729.32.XX	CTC Spacer Extrusion	$53.08
53.2729.42.XX	CTC Spacer Extrusion	$54.02

NEW YORK SYSTEM XXI COMPONENT PRICE LIST

Date: 8/2/2022

Part Number	Description	Unit Price
53.2729.48.XX	CTC Spacer Extrusion	$60.04
53.2729.54.XX	CTC Spacer Extrusion	$61.08
53.2729.62.XX	CTC Spacer Extrusion	$62.09
53.2729.66.XX	CTC Spacer Extrusion	$65.71
53.2729.72.XX	CTC Spacer Extrusion	$67.58
53.2729.80.XX	CTC Spacer Extrusion	$70.28
53.2737.16.XX	16" Vertical Extrusion Access Panel	$18.69
53.2737.18.XX	18" Vertical Extrusion Access Panel	$19.33
53.2737.20.XX	20" Vertical Extrusion Access Panel	$19.99
53.2737.21.XX	21" Vertical Extrusion Access Panel	$20.64
53.2737.24.XX	24" Vertical Extrusion Access Panel	$21.94
53.2737.26.XX	26" Vertical Extrusion Access Panel	$22.59
53.2747.42	42" Center "Z" Channel	$4.39
53.2747.48	48" Center "Z" Channel	$4.87
53.2747.54	54" Center "Z" Channel	$5.22
53.2747.62	62" Center "Z" Channel	$5.64
53.2747.66	66" Center "Z" Channel	$6.01
53.2747.72	72" Center "Z" Channel	$6.45
53.2747.80	80" Center "Z" Channel	$7.02
53.2756.BL	Plate Door Stiffener	$6.51
53.2761.12.XX	12" Top Cap	$3.52
53.2761.18.XX	18" Top Cap	$4.18
53.2761.24.XX	24" Top Cap	$4.88
53.2761.30.XX	30" Top Cap	$5.56
53.2761.36.XX	36" Top Cap	$6.27
53.2761.42.XX	42" Top Cap	$7.43
53.2761.42D.XX	42" Door Top Cap Extrusion	$9.88
53.2761.48.XX	48" Top Cap	$7.86
53.2761.54.XX	54" Top Cap	$8.51
53.2761.6.XX	Top Cap (Top Feed)	$2.25
53.2761.60.XX	60" Top Cap	$9.31
53.2763.XX.X	Top Cap Corner - CAC	$0.57
53.2767.XX.X	Top Cap - T-Post - CTC	$0.46
53.2771.XX.X	Top Cap - End Of Run	$0.60
53.2789	Spring Clip	$0.08
53.2790	Panel Center Mount Clip	$2.68
53.2804	Glass Panel Corner Gusset (12" & 18" Panels)	$6.91
53.2810.CL.X	Top Cap Sleeve	$0.19
53.2814	Glass Panel Core Angle	$0.24
53.2815	Glass Panel Core Angle	$0.66
53.2817.L	Corner Angle - 12" Wide Panel	$0.40
53.2817.R	Corner Angle - 12" Wide Panel	$0.40
53.2819	Center Support Housing	$2.50
53.2820.12.XX	12" Non-Powered Raceway Cover	$5.25
53.2820.18.XX	18" Non-Powered Raceway Cover	$5.75
53.2820.24.XX	24" Non-Powered Raceway Cover	$6.23
53.2820.30.XX	30" Non-Powered Raceway Cover	$6.78
53.2820.36.XX	36" Non-Powered Raceway Cover	$7.40
53.2820.42.XX	42" Non-Powered Raceway Cover	$8.09
53.2820.48.XX	48" Non-Powered Raceway Cover	$8.94
53.2820.54.XX	54" Non-Powered Raceway Cover	$9.56
53.2820.60.XX	60" Non-Powered Raceway Cover	$10.10
53.2825.24.XX	24" Powered Raceway Cover	$7.30
53.2825.30.XX	30" Powered Raceway Cover	$7.86
53.2825.36.XX	36" Powered Raceway Cover	$8.53

NEW YORK SYSTEM XXI COMPONENT PRICE LIST

Date: 8/2/2022

Part Number	Description	Unit Price
53.2825.42.XX	42" Powered Raceway Cover	$9.30
53.2825.48.XX	48" Powered Raceway Cover	$10.05
53.2825.54.XX	54" Powered Raceway Cover	$10.81
53.2825.60.XX	60" Powered Raceway Cover	$11.54
53.2844.36.XX	36" Panel Screen Top Cap	$6.43
53.2844.42.XX	42" Panel Screen Top Cap	$8.29
53.2844.48.XX	48" Panel Screen Top Cap	$8.29
53.2844.54.XX	54" Panel Screen Top Cap	$14.70
53.2844.60.XX	60" Panel Screen Top Cap	$14.70
53.2848.XX	Metal CAC Bottom Cover	$6.73
53.2849.XX	Metal CTC Bottom Cover	$4.96
53.2851.XX	ERP Bottom Cover - CTC	$4.36
53.2853.XX	ERP Bottom Cover - CAC	$6.95
53.2855.12.XX	12" Non-Powered ERP Raceway Cover	$11.70
53.2855.18.XX	18" Non-Powered ERP Raceway Cover	$12.87
53.2855.24.XX	24" Non-Powered ERP Raceway Cover	$14.03
53.2855.30.XX	30" Non-Powered ERP Raceway Cover	$15.20
53.2855.36.XX	36" Non-Powered ERP Raceway Cover	$16.37
53.2855.42.XX	42" Non-Powered ERP Raceway Cover	$18.71
53.2855.48.XX	48" Non-Powered ERP Raceway Cover	$19.88
53.2855.54.XX	54" Non-Powered ERP Raceway Cover	$21.05
53.2855.60.XX	60" Non-Powered ERP Raceway Cover	$25.72
53.2857.24.XX	24" Powered ERP Raceway Cover	$15.20
53.2857.30.XX	30" Powered ERP Raceway Cover	$16.37
53.2857.36.XX	36" Powered ERP Raceway Cover	$17.54
53.2857.42.XX	42" Powered ERP Raceway Cover	$19.88
53.2857.48.XX	48" Powered ERP Raceway Cover	$22.22
53.2857.54.XX	54" Powered ERP Raceway Cover	$23.38
53.2857.60.XX	60" Powered ERP Raceway Cover	$28.06
53.2861.12.XX	12" ERP Non-Powered 1 Data Port Raceway	$11.70
53.2861.18.XX	18" ERP Non-Powered 1 Data Port Raceway	$12.87
53.2861.24.XX	24" ERP Non-Powered 1 Data Port Raceway	$16.37
53.2861.30.XX	30" ERP Non-Powered 1 Data Port Raceway	$17.54
53.2861.36.XX	36" ERP Non-Powered 1 Data Port Raceway	$18.71
53.2861.42.XX	42" ERP Non-Powered 1 Data Port Raceway	$19.88
53.2861.48.XX	48" ERP Non-Powered 1 Data Port Raceway	$21.05
53.2861.54.XX	54" ERP Non-Powered 1 Data Port Raceway	$22.22
53.2861.60.XX	60" ERP Non-Powered 1 Data Port Raceway	$25.72
53.2865.24.XX	24" ERP Powered 1 Data Port Raceway	$16.37
53.2865.30.XX	30" ERP Powered 1 Data Port Raceway	$17.54
53.2865.36.XX	36" ERP Powered 1 Data Port Raceway	$18.71
53.2865.42.XX	42" ERP Powered 1 Data Port Raceway	$19.88
53.2865.48.XX	48" ERP Powered 1 Data Port Raceway	$21.05
53.2865.54.XX	54" ERP Powered 1 Data Port Raceway	$22.22
53.2865.60.XX	60" ERP Powered 1 Data Port Raceway	$25.72
53.2867.24.XX	24" ERP Powered 2 Data Port Raceway	$16.37
53.2867.30.XX	30" ERP Powered 2 Data Port Raceway	$17.54
53.2867.36.XX	36" ERP Powered 2 Data Port Raceway	$18.71
53.2867.42.XX	42" ERP Powered 2 Data Port Raceway	$19.88
53.2867.48.XX	48" ERP Powered 2 Data Port Raceway	$21.05
53.2867.54.XX	54" ERP Powered 2 Data Port Raceway	$22.22
53.2867.60.XX	60" ERP Powered 2 Data Port Raceway	$25.72
53.2881.12.XX	Metal Top Cap 12"	$10.42
53.2881.18.XX	Metal Top Cap 18"	$11.37
53.2881.24.XX	Metal Top Cap 24"	$12.18

NEW YORK SYSTEM XXI COMPONENT PRICE LIST

Date: 8/2/2022

Part Number	Description	Unit Price
53.2881.30.XX	Metal Top Cap 30"	$12.94
53.2881.36.XX	Metal Top Cap 36"	$13.88
53.2881.42.XX	Metal Top Cap 42"	$14.84
53.2881.48.XX	Metal Top Cap 48"	$16.10
53.2881.54.XX	Metal Top Cap 54"	$17.68
53.2881.60.XX	Metal Top Cap 60"	$18.63
53.2883.12.XX	12" Metal Top Cap Power Infeed	$10.52
53.2883.18.XX	18" Metal Top Cap Power Infeed	$11.11
53.2883.24.XX	24" Metal Top Cap Power Infeed	$11.70
53.2883.30.XX	30" Metal Top Cap Power Infeed	$12.87
53.2883.36.XX	36" Metal Top Cap Power Infeed	$13.75
53.2883.42.XX	42" Metal Top Cap Power Infeed	$14.91
53.2883.48.XX	48" Metal Top Cap Power Infeed	$16.96
53.2883.54.XX	54" Metal Top Cap Power Infeed	$20.76
53.2883.60.XX	60" Metal Top Cap Power Infeed	$21.34
53.2900.12.XX	12" Extruded PVC Spacer	$3.26
53.2900.18.XX	18" Extruded PVC Spacer	$3.91
53.2900.24.XX	24" Extruded PVC Spacer	$4.26
53.2900.30.XX	30" Extruded PVC Spacer	$5.10
53.2900.36.XX	36" Extruded PVC Spacer	$5.92
53.2900.42.XX	42" Extruded PVC Spacer	$6.76
53.2900.48.XX	48" Extruded PVC Spacer	$7.66
53.2900.54.XX	54" Extruded PVC Spacer	$8.07
53.2900.60.XX	60" Extruded PVC Spacer	$8.47
53.2901.L	Mounting Bracket - LH Regular Shelf	$4.14
53.2901.R	Mounting Bracket - RH Regular Shelf	$4.14
53.2903.L.X	Mounting Bracket - LH Low Shelf	$4.39
53.2903.R.X	Mounting Bracket - RH Low Shelf	$4.39
53.2925.12.XX	Metal Variable End Of Run Stackable S12	$9.48
53.2925.18.XX	Metal Variable End Of Run Stackable S18	$10.10
53.2925.24.XX	Metal Variable End Of Run Stackable S24	$11.05
53.2925.30.XX	Metal Variable End Of Run Stackable S30	$11.68
53.2925.6.XX	Metal Variable End Of Run Stackable S06	$8.85
53.2927.12.XX	Metal End Of Run Stackable S12	$9.48
53.2927.18.XX	Metal End Of Run Stackable S18	$10.10
53.2927.24.XX	Metal End Of Run Stackable S24	$11.05
53.2927.30.XX	Metal End Of Run Stackable S30	$11.68
53.2929.16.XX	Metal End of Run 16"	$11.93
53.2929.30.XX	Metal End of Run 30"	$12.25
53.2929.3042.XX	Metal Variable End of Run 3042	$9.92
53.2929.3054.XX	Metal Variable End of Run 3054	$10.79
53.2929.3066.XX	Metal Variable End of Run 3066	$12.56
53.2929.32.XX	Metal End of Run 32"	$13.97
53.2929.3242.XX	Metal Variable End of Run 3242	$9.84
53.2929.3248.XX	Metal Variable End of Run 3248	$10.04
53.2929.3254.XX	Metal Variable End of Run 3254	$10.61
53.2929.3262.XX	Metal Variable End of Run 3262	$11.54
53.2929.3266.XX	Metal Variable End of Run 3266	$12.12
53.2929.3272.XX	Metal Variable End of Run 3272	$12.82
53.2929.3280.XX	Metal Variable End of Run 3280	$14.26
53.2929.36.XX	Metal End of Run 36"	$14.47
53.2929.42.XX	Metal End of Run 42"	$15.17
53.2929.4248.XX	Metal Variable End of Run 4248	$9.66
53.2929.4254.XX	Metal Variable End of Run 4254	$9.92
53.2929.4262.XX	Metal Variable End of Run 4262	$10.36

NEW YORK SYSTEM XXI COMPONENT PRICE LIST

Date: 8/2/2022

Part Number	Description	Unit Price
53.2929.4266.XX	Metal Variable End of Run 4266	$10.79
53.2929.4272.XX	Metal Variable End of Run 4272	$11.54
53.2929.4280.XX	Metal Variable End of Run 4280	$12.64
53.2929.46.XX	Metal End of Run 46"	$15.68
53.2929.48.XX	Metal End of Run 48"	$16.55
53.2929.4854.XX	Metal Variable End of Run 4854	$9.66
53.2929.4862.XX	Metal Variable End of Run 4862	$9.98
53.2929.4866.XX	Metal Variable End of Run 4866	$10.10
53.2929.4872.XX	Metal Variable End of Run 4872	$10.79
53.2929.4880.XX	Metal Variable End of Run 4880	$11.87
53.2929.52.XX	Metal End of Run 52"	$17.33
53.2929.54.XX	Metal End of Run 54"	$17.68
53.2929.5462.XX	Metal Variable End of Run 5462	$9.74
53.2929.5466.XX	Metal Variable End of Run 5466	$9.92
53.2929.5472.XX	Metal Variable End of Run 5472	$10.10
53.2929.5480.XX	Metal Variable End of Run 5480	$11.05
53.2929.58.XX	Metal End of Run 58"	$17.69
53.2929.60.XX	Metal End of Run 60"	$18.69
53.2929.62.XX	Metal End of Run 62"	$18.70
53.2929.6266.XX	Metal Variable End of Run 6266	$8.46
53.2929.6272.XX	Metal Variable End of Run 6272	$9.84
53.2929.6280.XX	Metal Variable End of Run 6280	$10.10
53.2929.66.XX	Metal End of Run 66"	$21.00
53.2929.6672.XX	Metal Variable End of Run 6672	$9.66
53.2929.6680.XX	Metal Variable End of Run 6680	$9.98
53.2929.70.XX	Metal End of Run 70"	$21.96
53.2929.72.XX	Metal End of Run 72"	$22.26
53.2929.7280.XX	Metal Variable End of Run 7280	$9.74
53.2929.76.XX	Metal End of Run 76"	$22.76
53.2929.80.XX	Metal End of Run 80"	$23.39
53.2929.84.XX	Metal End of Run 84"	$23.90
53.2939.XX	Tool Bar Clip 8" Painted	$15.20
53.2941.XX	Letter Tray	$9.35
53.2942.XX	Letter Tray - Legal	$12.87
53.2945.L.XX	Binder Bin End - Left	$6.20
53.2945.R.XX	Binder Bin End - Right	$6.20
53.2946.XX	Binder Bin Tray	$9.95
53.2948.XX	Tool Bar Clip 4" Painted	$7.43
53.2951.XX	Storage Tray	$19.88
53.2952.XX	Storage Tray Front	$2.32
53.2953.XX	Storage Tray Divider	$6.70
53.3010.XX	Metal Bracket for Name Plate Holder	$8.77
53.3058.S12.XX	Trimrail S12" Painted	$6.23
53.3058.S14.XX	Trimrail S14" Painted	$9.07
53.3058.S18.XX	Trimrail S18" Painted	$9.53
53.3058.S24.XX	Trimrail S24" Painted	$9.62
53.3058.S30.XX	Trimrail S30" Painted	$9.74
53.3080	End Cap (Load Bar)	$1.17
53.3081.XX	End Cap Load Bar - Painted	$2.34
53.3143.X	Connector Corner Glass Panel	$4.58
53.3763.BL.X	Bracket Top (WSSP)	$5.20
53.3771.L.X	Bracket Left Rear (WSSP)	$7.43
53.3771.R.X	Bracket Right Rear (WSSP)	$7.43
53.3867.L.XX	ADA Standard Bracket Lock - Left	$4.68
53.3867.R.XX	ADA Standard Bracket Lock - Right	$4.68

NEW YORK SYSTEM XXI COMPONENT PRICE LIST

Date: 8/2/2022

Part Number	Description	Unit Price
53.3868.L.XX	Standard ADA Countertop Bracket - Left	$5.27
53.3868.R.XX	Standard ADA Countertop Bracket - Right	$5.27
53.3871.L.XX	Inside STD ADA Countertop Bracket-Left(32" High Panel)	$6.73
53.3871.R.XX	Inside STD ADA Countertop Bracket-Right (32" High Panel)	$6.73
53.3873.L.XX	ADA Standard Bracket Lock - Left (32" High Panel)	$11.70
53.3873.R.XX	ADA Standard Bracket Lock - Right (32" High Panel)	$11.70
53.3875.L.XX	Outside STD ADA Countertop Bracket-Left(32" High Panel)	$9.35
53.3875.R.XX	Outside STD ADA Countertop Bracket-Right(32" High Panel)	$9.35
53.3881.L.XX	Bracket Dual Curved LH-PTD	$9.13
53.3881.R.XX	Bracket Dual Curved RH-PTD	$9.13
53.3914.BL	Bracket (D-Shaped Side Mount)	$11.50
53.3915.L.XX	AUX Bracket Lock-Left (D-Worksurface)	$6.77
53.3915.R.XX	AUX Bracket Lock-Right (D Worksurface)	$6.77
53.3917.L.XX	Left Cantilever Bracket	$10.52
53.3917.R.XX	Right Cantilever Bracket	$10.52
53.3919.L.XX	Worksurface Support Bracket - Left	$4.47
53.3919.R.XX	Worksurface Support Bracket - Right	$4.47
53.3922.L.XX	20" Worksurface Left Cantilever Bracket	$8.13
53.3922.R.XX	20" Worksurface Right Cantilever Bracket	$8.13
53.3983	Hardware Kit - Marker Board	$6.10
53.5985	Door Locking Hardware Kit	$126.11
53.5986	Door Non-Locking Hardware Kit	$93.82
54032	Venus Tasklight Cantilever Bracket	$2.74
54033.24	24" Fabric Trim Extrusion	$3.19
54033.30	30" Fabric Trim Extrusion	$3.32
54033.36	36" Fabric Trim Extrusion	$3.43
54033.42	42" Fabric Trim Extrusion	$3.57
54033.48	48" Fabric Trim Extrusion	$3.91
54033.54	54" Fabric Trim Extrusion	$4.25
54033.60	60" Fabric Trim Extrusion	$4.62
54033.72	72" Fabric Trim Extrusion	$4.97
85.8001.24.XX	Steel Overhead KD1 Kit 24" Painted	$132.14
85.8001.30.XX	Steel Overhead KD1 Kit 30" Painted	$146.67
85.8001.36.XX	Steel Overhead KD1 Kit 36" Painted	$161.88
85.8001.42.XX	Steel Overhead KD1 Kit 42" Painted	$172.69
85.8001.48.XX	Steel Overhead KD1 Kit 48" Painted	$188.60
85.8001.54.XX	Steel Overhead KD1 Kit 54" Painted	$219.96
85.8001.60.XX	Steel Overhead KD1 Kit 60" Painted	$251.09
85.8002.24.XX	Laminate Overhead KD1 Kit 24"	$103.35
85.8002.30.XX	Laminate Overhead KD1 Kit 30"	$108.74
85.8002.36.XX	Laminate Overhead KD1 Kit 36"	$119.26
85.8002.42.XX	Laminate Overhead KD1 Kit 42"	$123.94
85.8002.48.XX	Laminate Overhead KD1 Kit 48"	$134.46
85.8002.54.XX	Laminate Overhead KD1 Kit 54"	$163.10
85.8002.60.XX	Laminate Overhead KD1 Kit 60"	$183.69
85.9350.1232	12" x 32" Welded Panel Core	$49.12
85.9350.1242	12" x 42" Welded Panel Core	$54.95
85.9350.1248	12" x 48" Welded Panel Core	$57.29
85.9350.1254	12" x 54" Welded Panel Core	$60.80
85.9350.1262	12" x 62" Welded Panel Core	$66.64
85.9350.1266	12" x 66" Welded Panel Core	$70.15
85.9350.1272	12" x 72" Welded Panel Core	$78.34
85.9350.1280	12" x 80" Welded Panel Core	$81.85
85.9350.1832	18" x 32" Welded Panel Core	$52.61
85.9350.1842	18" x 42" Welded Panel Core	$58.47

NEW YORK SYSTEM XXI COMPONENT PRICE LIST

Date: 8/2/2022

Part Number	Description	Unit Price
85.9350.1848	18" x 48" Welded Panel Core	$63.15
85.9350.1854	18" x 54" Welded Panel Core	$66.64
85.9350.1862	18" x 62" Welded Panel Core	$71.32
85.9350.1866	18" x 66" Welded Panel Core	$75.99
85.9350.1872	18" x 72" Welded Panel Core	$88.86
85.9350.1880	18" x 80" Welded Panel Core	$93.54
85.9350.2424	24" x 24" Welded Panel Core	$51.45
85.9350.2429	24" x 29" Welded Panel Core	$52.61
85.9350.2432	24" x 32" Welded Panel Core	$56.13
85.9350.2442	24" x 42" Welded Panel Core	$61.96
85.9350.2448	24" x 48" Welded Panel Core	$66.64
85.9350.2454	24" x 54" Welded Panel Core	$72.50
85.9350.2462	24" x 62" Welded Panel Core	$77.17
85.9350.2466	24" x 66" Welded Panel Core	$80.67
85.9350.2472	24" x 72" Welded Panel Core	$93.54
85.9350.2480	24" x 80" Welded Panel Core	$99.38
85.9350.3024	30" x 24" Welded Panel Core	$54.95
85.9350.3029	30" x 29" Welded Panel Core	$59.63
85.9350.3032	30" x 32" Welded Panel Core	$63.15
85.9350.3042	30" x 42" Welded Panel Core	$68.98
85.9350.3048	30" x 48" Welded Panel Core	$73.66
85.9350.3054	30" x 54" Welded Panel Core	$79.51
85.9350.3062	30" x 62" Welded Panel Core	$84.18
85.9350.3066	30" x 66" Welded Panel Core	$88.86
85.9350.3072	30" x 72" Welded Panel Core	$108.74
85.9350.3080	30" x 80" Welded Panel Core	$114.58
85.9350.3624	36" x 24" Welded Panel Core	$58.47
85.9350.3629	36" x 29" Welded Panel Core	$65.48
85.9350.3632	36" x 32" Welded Panel Core	$68.98
85.9350.3642	36" x 42" Welded Panel Core	$75.99
85.9350.3648	36" x 48" Welded Panel Core	$81.85
85.9350.3654	36" x 54" Welded Panel Core	$87.69
85.9350.3662	36" x 62" Welded Panel Core	$93.54
85.9350.3666	36" x 66" Welded Panel Core	$99.38
85.9350.3672	36" x 72" Welded Panel Core	$120.43
85.9350.3680	36" x 80" Welded Panel Core	$126.27
85.9350.4224	42" x 24" Welded Panel Core	$63.15
85.9350.4229	42" x 29" Welded Panel Core	$70.15
85.9350.4232	42" x 32" Welded Panel Core	$74.83
85.9350.4242	42" x 42" Welded Panel Core	$90.02
85.9350.4248	42" x 48" Welded Panel Core	$95.88
85.9350.4254	42" x 54" Welded Panel Core	$101.73
85.9350.4262	42" x 62" Welded Panel Core	$107.57
85.9350.4266	42" x 66" Welded Panel Core	$113.41
85.9350.4272	42" x 72" Welded Panel Core	$125.11
85.9350.4280	42" x 80" Welded Panel Core	$130.95
85.9350.4824	48" x 24" Welded Panel Core	$66.64
85.9350.4829	48" x 29" Welded Panel Core	$74.83
85.9350.4832	48" x 32" Welded Panel Core	$79.51
85.9350.4842	48" x 42" Welded Panel Core	$95.88
85.9350.4848	48" x 48" Welded Panel Core	$101.73
85.9350.4854	48" x 54" Welded Panel Core	$108.74
85.9350.4862	48" x 62" Welded Panel Core	$114.58
85.9350.4866	48" x 66" Welded Panel Core	$121.59
85.9350.4872	48" x 72" Welded Panel Core	$136.79

NEW YORK SYSTEM XXI COMPONENT PRICE LIST

Date: 8/2/2022

Part Number	Description	Unit Price
85.9350.4880	48" x 80" Welded Panel Core	$142.65
85.9350.5424	54" x 24" Welded Panel Core	$71.32
85.9350.5429	54" x 29" Welded Panel Core	$79.51
85.9350.5432	54" x 32" Welded Panel Core	$90.02
85.9350.5442	54" x 42" Welded Panel Core	$105.23
85.9350.5448	54" x 48" Welded Panel Core	$111.08
85.9350.5454	54" x 54" Welded Panel Core	$118.09
85.9350.5462	54" x 62" Welded Panel Core	$123.94
85.9350.5466	54" x 66" Welded Panel Core	$132.12
85.9350.5472	54" x 72" Welded Panel Core	$148.49
85.9350.5480	54" x 80" Welded Panel Core	$154.34
85.9350.6024	60" x 24" Welded Panel Core	$75.99
85.9350.6029	60" x 29" Welded Panel Core	$84.18
85.9350.6032	60" x 32" Welded Panel Core	$94.71
85.9350.6042	60" x 42" Welded Panel Core	$109.91
85.9350.6048	60" x 48" Welded Panel Core	$115.76
85.9350.6054	60" x 54" Welded Panel Core	$123.94
85.9350.6062	60" x 62" Welded Panel Core	$132.12
85.9350.6066	60" x 66" Welded Panel Core	$143.81
85.9350.6072	60" x 72" Welded Panel Core	$160.18
85.9350.6080	60" x 80" Welded Panel Core	$166.03
85.9355.1232	12" x 32" Fabric/Laminate Panel Core	$207.92
85.9355.1242	12" x 42" Fabric/Laminate Panel Core	$214.82
85.9355.1248	12" x 48" Fabric/Laminate Panel Core	$223.75
85.9355.1254	12" x 54" Fabric/Laminate Panel Core	$231.12
85.9355.1262	12" x 62" Fabric/Laminate Panel Core	$237.63
85.9355.1266	12" x 66" Fabric/Laminate Panel Core	$244.82
85.9355.1272	12" x 72" Fabric/Laminate Panel Core	$252.41
85.9355.1280	12" x 80" Fabric/Laminate Panel Core	$261.30
85.9355.1832	18" x 32" Fabric/Laminate Panel Core	$209.67
85.9355.1842	18" x 42" Fabric/Laminate Panel Core	$216.21
85.9355.1848	18" x 48" Fabric/Laminate Panel Core	$226.22
85.9355.1854	18" x 54" Fabric/Laminate Panel Core	$232.70
85.9355.1862	18" x 62" Fabric/Laminate Panel Core	$240.53
85.9355.1866	18" x 66" Fabric/Laminate Panel Core	$246.17
85.9355.1872	18" x 72" Fabric/Laminate Panel Core	$253.37
85.9355.1880	18" x 80" Fabric/Laminate Panel Core	$263.33
85.9355.2432	24" x 32" Fabric/Laminate Panel Core	$219.27
85.9355.2442	24" x 42" Fabric/Laminate Panel Core	$224.33
85.9355.2448	24" x 48" Fabric/Laminate Panel Core	$233.64
85.9355.2454	24" x 54" Fabric/Laminate Panel Core	$240.78
85.9355.2462	24" x 62" Fabric/Laminate Panel Core	$249.25
85.9355.2466	24" x 66" Fabric/Laminate Panel Core	$255.50
85.9355.2472	24" x 72" Fabric/Laminate Panel Core	$264.15
85.9355.2480	24" x 80" Fabric/Laminate Panel Core	$274.34
85.9355.3032	30" x 32" Fabric/Laminate Panel Core	$223.68
85.9355.3042	30" x 42" Fabric/Laminate Panel Core	$228.30
85.9355.3048	30" x 48" Fabric/Laminate Panel Core	$238.66
85.9355.3054	30" x 54" Fabric/Laminate Panel Core	$245.66
85.9355.3062	30" x 62" Fabric/Laminate Panel Core	$253.30
85.9355.3066	30" x 66" Fabric/Laminate Panel Core	$259.42
85.9355.3072	30" x 72" Fabric/Laminate Panel Core	$268.43
85.9355.3080	30" x 80" Fabric/Laminate Panel Core	$280.67
85.9355.3632	36" x 32" Fabric/Laminate Panel Core	$228.23
85.9355.3642	36" x 42" Fabric/Laminate Panel Core	$233.00

NEW YORK SYSTEM XXI COMPONENT PRICE LIST

Date: 8/2/2022

Part Number	Description	Unit Price
85.9355.3648	36" x 48" Fabric/Laminate Panel Core	$243.37
85.9355.3654	36" x 54" Fabric/Laminate Panel Core	$249.02
85.9355.3662	36" x 62" Fabric/Laminate Panel Core	$257.66
85.9355.3666	36" x 66" Fabric/Laminate Panel Core	$262.86
85.9355.3672	36" x 72" Fabric/Laminate Panel Core	$272.99
85.9355.3680	36" x 80" Fabric/Laminate Panel Core	$284.83
85.9355.4232	42" x 32" Fabric/Laminate Panel Core	$235.41
85.9355.4242	42" x 42" Fabric/Laminate Panel Core	$239.62
85.9355.4248	42" x 48" Fabric/Laminate Panel Core	$251.33
85.9355.4254	42" x 54" Fabric/Laminate Panel Core	$256.05
85.9355.4262	42" x 62" Fabric/Laminate Panel Core	$263.97
85.9355.4266	42" x 66" Fabric/Laminate Panel Core	$269.76
85.9355.4272	42" x 72" Fabric/Laminate Panel Core	$279.17
85.9355.4280	42" x 80" Fabric/Laminate Panel Core	$291.33
85.9355.4832	48" x 32" Fabric/Laminate Panel Core	$245.38
85.9355.4842	48" x 42" Fabric/Laminate Panel Core	$249.13
85.9355.4848	48" x 48" Fabric/Laminate Panel Core	$260.47
85.9355.4854	48" x 54" Fabric/Laminate Panel Core	$265.31
85.9355.4862	48" x 62" Fabric/Laminate Panel Core	$274.44
85.9355.4866	48" x 66" Fabric/Laminate Panel Core	$280.19
85.9355.4872	48" x 72" Fabric/Laminate Panel Core	$288.49
85.9355.4880	48" x 80" Fabric/Laminate Panel Core	$300.82
85.9355.5432	54" x 32" Fabric/Laminate Panel Core	$254.74
85.9355.5442	54" x 42" Fabric/Laminate Panel Core	$258.54
85.9355.5448	54" x 48" Fabric/Laminate Panel Core	$270.68
85.9355.5454	54" x 54" Fabric/Laminate Panel Core	$275.29
85.9355.5462	54" x 62" Fabric/Laminate Panel Core	$283.66
85.9355.5466	54" x 66" Fabric/Laminate Panel Core	$290.48
85.9355.5472	54" x 72" Fabric/Laminate Panel Core	$298.84
85.9355.5480	54" x 80" Fabric/Laminate Panel Core	$311.52
85.9355.6032	60" x 32" Fabric/Laminate Panel Core	$264.62
85.9355.6042	60" x 42" Fabric/Laminate Panel Core	$267.45
85.9355.6048	60" x 48" Fabric/Laminate Panel Core	$280.66
85.9355.6054	60" x 54" Fabric/Laminate Panel Core	$285.77
85.9355.6062	60" x 62" Fabric/Laminate Panel Core	$294.63
85.9355.6066	60" x 66" Fabric/Laminate Panel Core	$300.34
85.9355.6072	60" x 72" Fabric/Laminate Panel Core	$309.31
85.9355.6080	60" x 80" Fabric/Laminate Panel Core	$323.56
85.9358.24.S12	Welded Core Asm-Stackable 24 x S12	$97.17
85.9358.24.S14	Welded Core Asm-Stackable 24 x S14	$98.76
85.9358.24.S18	Welded Core Asm-Stackable 24 x S18	$100.36
85.9358.24.S24	Welded Core Asm-Stackable 24 x S24	$103.55
85.9358.24.S30	Welded Core Asm-Stackable 24 x S30	$106.73
85.9358.30.S12	Welded Core Asm-Stackable 30 x S12	$100.36
85.9358.30.S14	Welded Core Asm-Stackable 30 x S14	$101.95
85.9358.30.S18	Welded Core Asm-Stackable 30 x S18	$103.55
85.9358.30.S24	Welded Core Asm-Stackable 30 x S24	$119.46
85.9358.30.S30	Welded Core Asm-Stackable 30 x S30	$135.40
85.9358.36.S12	Welded Core Asm-Stackable 36 x S12	$111.51
85.9358.36.S14	Welded Core Asm-Stackable 36 x S14	$113.10
85.9358.36.S18	Welded Core Asm-Stackable 36 x S18	$114.70
85.9358.36.S24	Welded Core Asm-Stackable 36 x S24	$122.65
85.9358.36.S30	Welded Core Asm-Stackable 36 x S30	$138.58
85.9358.42.S12	Welded Core Asm-Stackable 42 x S12	$117.88
85.9358.42.S14	Welded Core Asm-Stackable 42 x S14	$121.07

NEW YORK SYSTEM XXI COMPONENT PRICE LIST

Date: 8/2/2022

Part Number	Description	Unit Price
85.9358.42.S18	Welded Core Asm-Stackable 42 x S18	$122.65
85.9358.42.S24	Welded Core Asm-Stackable 42 x S24	$129.03
85.9358.42.S30	Welded Core Asm-Stackable 42 x S30	$133.80
85.9358.48.S12	Welded Core Asm-Stackable 48 x S12	$121.07
85.9358.48.S14	Welded Core Asm-Stackable 48 x S14	$125.84
85.9358.48.S18	Welded Core Asm-Stackable 48 x S18	$127.43
85.9358.48.S24	Welded Core Asm-Stackable 48 x S24	$132.22
85.9358.48.S30	Welded Core Asm-Stackable 48 x S30	$136.99
85.9371.30.XX	30" Trim Rail	$7.72
85.9371.32.XX	32" Trim Rail	$7.73
85.9371.42.XX	42" Trim Rail	$8.43
85.9371.48.XX	48" Trim Rail	$9.13
85.9371.54.XX	54" Trim Rail	$9.96
85.9371.62.XX	62" Trim Rail	$10.76
85.9371.66.XX	66" Trim Rail	$11.86
85.9371.72.XX	72" Trim Rail	$13.73
85.9371.80.XX	80" Trim Rail	$15.49
85.9374.XX	80" Door Trim Rail	$15.95
85.9377.L.X	Left Open Door Frame Assembly	$76.29
85.9377.R.X	Right Open Door Frame Assembly	$76.29
85.9378.L.X	Left Open Door Frame Assembly Hinge	$75.75
85.9378.R.X	Right Open Door Frame Assembly Hinge	$75.75
85.9379.42.XX	42" Door Top Frame Assembly	$46.77
85.9385	Door Stiffener Kit	$23.08
85.9406.XX	D-Leg Assembly	$38.57
85.9411.2429.XX	24" To 29" D-Leg Assembly	$63.15
85.9411.2934.XX	29" To 34" D-Leg Assembly	$67.82
85.9625.24.XX	Regular Shelf 24" - Overhead	$22.10
85.9625.30.XX	Regular Shelf 30" - Overhead	$24.55
85.9625.36.XX	Regular Shelf 36" - Overhead	$27.01
85.9625.42.XX	Regular Shelf 42" - Overhead	$29.46
85.9625.48.XX	Regular Shelf 48" - Overhead	$33.15
85.9625.54.XX	Regular Shelf 54" - Overhead	$34.37
85.9625.60.XX	Regular Shelf 60" - Overhead	$38.06
85.9627.60.XX	Regular Shelf 60" /W Hat Sect	$49.12
85.9741.XX	42" Wall Mount Extrusion	$10.62
85.9742.XX	62" Wall Mount Extrusion	$18.01
85.9743.XX	66" Wall Mount Extrusion	$19.30
85.9744.XX	48" Wall Mount Extrusion	$14.80
85.9745.XX	80" Wall Mount Extrusion	$28.77
85.9746.XX	72" Wall Mount Extrusion	$28.13
85.9747.XX	54" Wall Mount Extrusion	$17.94
85.9749.XX	30" Wall Mount Extrusion	$9.97
85.9777.XX	32" Wall Mount Extrusion	$10.46
85.9781.30.XX	30" Adjustable Wall Mount Channel	$11.70
85.9781.32.XX	32" Adjustable Wall Mount Channel	$12.31
85.9781.42.XX	42" Adjustable Wall Mount Channel	$13.15
85.9781.48.XX	48" Adjustable Wall Mount Channel	$13.44
85.9781.54.XX	54" Adjustable Wall Mount Channel	$14.37
85.9781.62.XX	62" Adjustable Wall Mount Channel	$14.47
85.9781.66.XX	66" Adjustable Wall Mount Channel	$16.46
85.9781.72.XX	72" Adjustable Wall Mount Channel	$19.30
85.9781.80.XX	80" Adjustable Wall Mount Channel	$19.88
85.9945.XX	Foot Assembly - Panel Screen	$58.47
85.9981.20.XX	20" Filler Plate	$6.83

NEW YORK SYSTEM XXI COMPONENT PRICE LIST

Date: 8/2/2022

Part Number	Description	Unit Price
85.9981.24.XX	24" Filler Plate	$8.21
85.9981.30.XX	30" Filler Plate	$9.56
87.0320.XX	Keyboard Set (Packed)	$35.79
87.2610.XX	System XXI Standard (24"-60") & Curved Bracket Countertop Kit	$22.22
87.2612.XX	System XXI Extended (66"-84") & 90 Deg Bracket Countertop Kit	$32.73
87.2614.XX	System XXI Std/32" Hgt (24"-60") & Curved Bracket Countertop Kit	$52.61
87.2616.XX	System XXI Ext/32" Hgt (66-84") & 90 Deg Bracket Countertop Kit	$70.15
87.4360.CH	24" Chrome Coat Rack Rod	$15.83
87.4361.CH	30" Chrome Coat Rack Rod	$17.77
87.4362.CH	36" Chrome Coat Rack Rod	$19.72
87.4363.CH	42" Chrome Coat Rack Rod	$21.66
87.4364.CH	48" Chrome Coat Rack Rod	$23.61
87.4365.CH	54" Chrome Coat Rack Rod	$25.57
87.8585.18.XX	18" Paper Management Load Bar	$13.26
87.8585.24.XX	24" Paper Management Load Bar	$15.51
87.8585.30.XX	30" Paper Management Load Bar	$18.72
87.8585.36.XX	36" Paper Management Load Bar	$20.78
87.8585.42.XX	42" Paper Management Load Bar	$26.03
87.8585.48.XX	48" Paper Management Load Bar	$26.23
87.8585.54.XX	54" Paper Management Load Bar	$29.59
87.8585.60.XX	60" Paper Management Load Bar	$31.05
87.8760.XX	Coat Rack Shelf End Left Hand	$22.10
87.8761.XX	Coat Rack Shelf End Right Hand	$22.10
87.9175.XX	Power Pole Assembly 84"	$52.90
87.9178.XX	Power Pole Assembly 120"	$65.30
87.9180.MT.XX	Power Pole Assembly Metal Trim 84" With Kit	$46.77
87.9180.XX	Power Pole Assembly 84" With Kit	$55.77
87.9185.MT.XX	Power Pole Assembly Metal Trim 120" With Kit	$68.16
87.9185.XX	Power Pole Assembly 120" With Kit	$68.16
8CEPFC.14.X	14' Span Connector	$20.50
8CEPFC.16.X	16' Span Connector	$26.68
8CEPFC.180.X	In-Line Panel To Panel Connector	$8.21
8CEPFC.3T.X	Three Way Panel To Panel Connector	$10.94
8CEPFC.4X.X	Four Way Panel To Panel Connector	$10.94
8CEPFC.90.X	90 Degree Panel To Panel Connector	$10.94
8CEPFC.CS.X	Circuit Separator Block	$1.85
8CEPT.X	8-Wire Curved Power Pass Through	$60.85
8EPT.12.X	12" 8-Wire Power Pass Thru	$43.20
8EPT.18.X	18" 8-Wire Power Pass Thru	$44.26
8EPT.24.X	24" 8-Wire Power Pass Thru	$45.96
8EPT.30.X	30" 8-Wire Power Pass Thru	$47.16
8EPT.36.X	36" 8-Wire Power Pass Thru	$48.35
8EPT.42.X	42" 8-Wire Power Pass Thru	$49.54
8EPT.48.X	48" 8-Wire Power Pass Thru	$50.75
8EPT.54.X	54" 8-Wire Power Pass Thru	$52.04
8EPT.60.X	60" 8-Wire Power Pass Thru	$53.31
8NYBF.72.XX	8 Wire Base Feed New York	$179.71
8NYTF.216	8 Wire Top Feed New York	$210.69
BMB.30.BL	30" Venus Tackboard Mounting Bar	$20.27
BMB.36.BL	36" Venus Tackboard Mounting Bar	$20.87
BMB.42.BL	42" Venus Tackboard Mounting Bar	$23.62
BMB.48.BL	48" Venus Tackboard Mounting Bar	$25.79
BMB.54.BL	54" Venus Tackboard Mounting Bar	$26.41
BMB.60.BL	60" Venus Tackboard Mounting Bar	$28.54
BOA/3K	Venus-System XXI Bracket Kit	$38.58

NEW YORK SYSTEM XXI COMPONENT PRICE LIST

Date: 8/2/2022

Part Number	Description	Unit Price
BTLT5.18	Task Light 18" Balance/T5 - Black	$53.36
BTLT5.24	Task Light 24" Balance/T5 - Black	$54.66
BTLT5.36	Task Light 36" Balance/T5 - Black	$68.32
BTLT5.48	Task Light 48" Balance/T5 - Black	$81.99
C24	Corner Worksurface	$53.54
C2436	24x36 Corner Worksurface (No Grommet Cut-Out)	$75.22
C2436.C	24x36 Corner Worksurface (C Grommet Cut-Out)	$76.52
C2436.CR	24x36 Corner Worksurface (C, R Grommet Cut-Out)	$77.82
C2436.L	24x36 Corner Worksurface (L Grommet Cut-Out)	$76.52
C2436.LC	24x36 Corner Worksurface (L, C Grommet Cut-Out)	$77.82
C2436.LCR	24x36 Corner Worksurface (L,C,R Grommet Cut-Out)	$79.11
C2436.LR	24x36 Corner Worksurface (L, R Grommet Cut-Out)	$77.82
C2436.R	24x36 Corner Worksurface (R Grommet Cut-Out)	$76.52
C2442	24x42 Corner Worksurface (No Grommet Cut-Out)	$96.86
C2442.C	24x42 Corner Worksurface (C Grommet Cut-Out)	$98.16
C2442.CR	24x42 Corner Worksurface (C, R Grommet Cut-Out)	$99.46
C2442.L	24x42 Corner Worksurface (L Grommet Cut-Out)	$98.16
C2442.LC	24x42 Corner Worksurface (L, C Grommet Cut-Out)	$99.46
C2442.LCR	24x42 Corner Worksurface (L,C,R Grommet Cut-Out)	$100.76
C2442.LR	24x42 Corner Worksurface (L, R Grommet Cut-Out)	$99.46
C2442.R	24x42 Corner Worksurface (R Grommet Cut-Out)	$98.16
C2448	24x48 Corner Worksurface (No Grommet Cut-Out)	$108.55
C2448.C	24x48 Corner Worksurface (C Grommet Cut-Out)	$109.86
C2448.CR	24x48 Corner Worksurface (C, R Grommet Cut-Out)	$111.15
C2448.L	24x48 Corner Worksurface (L Grommet Cut-Out)	$109.86
C2448.LC	24x48 Corner Worksurface (L, C Grommet Cut-Out)	$111.15
C2448.LCR	24x48 Corner Worksurface (L,C,R Grommet Cut-Out)	$112.45
C2448.LR	24x48 Corner Worksurface (L, R Grommet Cut-Out)	$111.15
C2448.R	24x48 Corner Worksurface (R Grommet Cut-Out)	$109.86
C3042	30x42 Corner Worksurface (No Grommet Cut-Out)	$108.55
C3042.C	30x42 Corner Worksurface (C Grommet Cut-Out)	$109.86
C3042.CR	30x42 Corner Worksurface (C, R Grommet Cut-Out)	$111.15
C3042.L	30x42 Corner Worksurface (L Grommet Cut-Out)	$109.86
C3042.LC	30x42 Corner Worksurface (L, C Grommet Cut-Out)	$111.15
C3042.LCR	30x42 Corner Worksurface (L,C,R Grommet Cut-Out)	$112.45
C3042.LR	30x42 Corner Worksurface (L, R Grommet Cut-Out)	$111.15
C3042.R	30x42 Corner Worksurface (R Grommet Cut-Out)	$109.86
C3048	30x48 Corner Worksurface (No Grommet Cut-Out)	$108.55
C3048.C	30x48 Corner Worksurface (C Grommet Cut-Out)	$109.86
C3048.CR	30x48 Corner Worksurface (C, R Grommet Cut-Out)	$111.15
C3048.L	30x48 Corner Worksurface (L Grommet Cut-Out)	$109.86
C3048.LC	30x48 Corner Worksurface (L, C Grommet Cut-Out)	$111.15
C3048.LCR	30x48 Corner Worksurface (L,C,R Grommet Cut-Out)	$112.45
C3048.LR	30x48 Corner Worksurface (L, R Grommet Cut-Out)	$111.15
C3048.R	30x48 Corner Worksurface (R Grommet Cut-Out)	$109.86
CH.XX.X	Coat Hook	$0.84
CI.CBTT.HDW	Closed Base Task Table Hardware Kit	$33.91
CI.CRTA.BM.SA	Worksurface Monitor Arm-Base Mount	$572.59
CI.CRTA.PM.SA	Worksurface Monitor Arm-Panel Mount	$494.50
CI.CRTL.XX.X	Monitor Lift	$195.20
CI.DIV.S	Countertop Dividers	$57.28
CI.FDB.24.XX	24" Flipper Door Back	$18.71
CI.FDB.30.XX	30" Flipper Door Back	$21.05
CI.FDB.36.XX	36" Flipper Door Back	$22.22
CI.FDB.42.XX	42" Flipper Door Back	$24.55

NEW YORK SYSTEM XXI COMPONENT PRICE LIST

Date: 8/2/2022

Part Number	Description	Unit Price
CI.FDB.48.XX	48" Flipper Door Back	$25.72
CI.FDB.54.XX	54" Flipper Door Back	$26.90
CI.FDB.60.XX	60" Flipper Door Back	$28.06
CI.MRM4	Panel Mount Monitor Arm-#4 Caddy (Max 70lbs Wt)	$818.44
CI.MRM5	Panel Mount Monitor Arm-#5 Caddy (Max 120lbs Wt)	$876.90
CI.PG.XX	Panel Grommet	$1.76
CLEG.2029.L.XX	Worksurface C-Leg Support-Left	$40.36
CLEG.2029.R.XX	Worksurface C-Leg Support-Right	$40.36
CLEG.2429.L.XX	Worksurface C-Leg Support-Left	$42.59
CLEG.2429.R.XX	Worksurface C-Leg Support-Right	$42.59
CLEG.3029.L.XX	Worksurface C-Leg Support-Left	$44.81
CLEG.3029.R.XX	Worksurface C-Leg Support-Right	$44.81
CM.6.XX.X	6' Cord Manager	$4.09
CPU.SLING.X	CPU Sling Black	$83.49
CWT.27.XX	27" Wall Track	$19.88
CWT.66.XX	66" Wall Track	$28.06
CWT.84.XX	84" Wall Track	$33.91
CZPP.KIT.A.XX	Straddle Screen Brackets for System XXI	$112.24
D3048	D-Shaped Worksurface (No Grommet Cut-Out)	$98.87
D3048.C	D-Shaped Worksurface (C Grommet Cut-Out)	$100.16
D3048.CR	D-Shaped Worksurface (C, R Grommet Cut-Out)	$101.46
D3048.L	D-Shaped Worksurface (L Grommet Cut-Out)	$100.16
D3048.LC	D-Shaped Worksurface (L, C Grommet Cut-Out)	$101.46
D3048.LCR	D-Shaped Worksurface (L, C, R Grommet Cut-Out)	$102.79
D3048.LR	D-Shaped Worksurface (L, R Grommet Cut-Out)	$101.46
D3048.R	D-Shaped Worksurface (R Grommet Cut-Out)	$100.16
D3054	D-Shaped Worksurface (No Grommet Cut-Out)	$106.85
D3054.C	D-Shaped Worksurface (C Grommet Cut-Out)	$108.16
D3054.CR	D-Shaped Worksurface (C, R Grommet Cut-Out)	$109.44
D3054.L	D-Shaped Worksurface (L Grommet Cut-Out)	$108.16
D3054.LC	D-Shaped Worksurface (L, C Grommet Cut-Out)	$109.44
D3054.LCR	D-Shaped Worksurface (L, C, R Grommet Cut-Out)	$110.75
D3054.LR	D-Shaped Worksurface (L, R Grommet Cut-Out)	$109.44
D3054.R	D-Shaped Worksurface (R Grommet Cut-Out)	$108.16
D3060	D-Shaped Worksurface (No Grommet Cut-Out)	$114.76
D3060.C	D-Shaped Worksurface (C Grommet Cut-Out)	$116.05
D3060.CR	D-Shaped Worksurface (C, R Grommet Cut-Out)	$117.35
D3060.L	D-Shaped Worksurface (L Grommet Cut-Out)	$116.05
D3060.LC	D-Shaped Worksurface (L, C Grommet Cut-Out)	$117.35
D3060.LCR	D-Shaped Worksurface (L, C, R Grommet Cut-Out)	$118.64
D3060.LR	D-Shaped Worksurface (L, R Grommet Cut-Out)	$117.35
D3060.R	D-Shaped Worksurface (R Grommet Cut-Out)	$116.05
D3072	D-Shaped Worksurface (No Grommet Cut-Out)	$122.46
D3072.C	D-Shaped Worksurface (C Grommet Cut-Out)	$123.77
D3072.CR	D-Shaped Worksurface (C, R Grommet Cut-Out)	$125.07
D3072.L	D-Shaped Worksurface (L Grommet Cut-Out)	$123.77
D3072.LC	D-Shaped Worksurface (L, C Grommet Cut-Out)	$125.07
D3072.LCR	D-Shaped Worksurface (L, C, R Grommet Cut-Out)	$126.36
D3072.LR	D-Shaped Worksurface (L, R Grommet Cut-Out)	$125.07
D3072.R	D-Shaped Worksurface (R Grommet Cut-Out)	$123.77
D3660	D-Shaped Worksurface (No Grommet Cut-Out)	$130.53
D3660.C	D-Shaped Worksurface (C Grommet Cut-Out)	$131.85
D3660.CR	D-Shaped Worksurface (C, R Grommet Cut-Out)	$133.15
D3660.L	D-Shaped Worksurface (L Grommet Cut-Out)	$131.85
D3660.LC	D-Shaped Worksurface (L, C Grommet Cut-Out)	$133.15

NEW YORK SYSTEM XXI COMPONENT PRICE LIST

Date: 8/2/2022

Part Number	Description	Unit Price
D3660.LCR	D-Shaped Worksurface (L, C, R Grommet Cut-Out)	$134.45
D3660.LR	D-Shaped Worksurface (L, R Grommet Cut-Out)	$133.15
D3660.R	D-Shaped Worksurface (R Grommet Cut-Out)	$131.85
D3672	D-Shaped Worksurface (No Grommet Cut-Out)	$135.25
D3672.C	D-Shaped Worksurface (C Grommet Cut-Out)	$136.55
D3672.CR	D-Shaped Worksurface (C, R Grommet Cut-Out)	$137.85
D3672.L	D-Shaped Worksurface (L Grommet Cut-Out)	$136.55
D3672.LC	D-Shaped Worksurface (L, C Grommet Cut-Out)	$137.85
D3672.LCR	D-Shaped Worksurface (L, C, R Grommet Cut-Out)	$139.16
D3672.LR	D-Shaped Worksurface (L, R Grommet Cut-Out)	$137.85
D3672.R	D-Shaped Worksurface (R Grommet Cut-Out)	$136.55
DRTH36.XX	36" Door Threshold	$39.75
DRTH42.XX	42" Door Threshold	$44.44
DSM3048	D-Shaped Worksurface (Side Mount)	$98.87
DSM3060	D-Shaped Worksurface (Side Mount)	$114.76
DSM3072	D-Shaped Worksurface (Side Mount)	$122.46
DSM3660	D-Shaped Worksurface (Side Mount)	$130.53
DSM3672	D-Shaped Worksurface (Side Mount)	$135.25
FAKPM.BL	Fully Adjustable Keyboard Tray Without Mouse Surface	$142.53
FDLN24/XX/LXX	Laminate Door KD1 24" For Universal Overhead	$51.82
FDLN30/XX/LXX	Laminate Door KD1 30" For Universal Overhead	$58.26
FDLN36/XX/LXX	Laminate Door KD1 36" For Universal Overhead	$67.54
FDLN42/XX/LXX	Laminate Door KD1 42" For Universal Overhead	$74.44
FDLN48/XX/LXX	Laminate Door KD1 48" For Universal Overhead	$79.71
FDLN54/XX/LXX	Laminate Door KD1 54" For Universal Overhead	$88.00
FDLN60/XX/LXX	Laminate Door KD1 60" For Universal Overhead	$99.00
FWC.XX.X	Four Way Top Cap	$0.42
IWR.BL.X	Wrist Rest Integral	$22.77
KBD.24.BL.X	24" Sliding Keyboard Drawer	$77.17
KBD.30.BL.X	30" Sliding Keyboard Drawer	$77.17
KBDM.30.BL.X	30" Sliding Keyboard Drawer w/Mouse Surface	$94.71
KBM.BL	Keyboard Mouse Tray - Black	$134.46
KC3048	30x48 Keyboard Center Wksf (No Grommet Cut-Out)	$135.55
KC3048.C	30x48 Keyboard Center Wksf (C Grommet Cut-Out)	$136.86
KC3048.CR	30x48 Keyboard Center Wksf (C, R Grommet Cut-Out)	$138.15
KC3048.L	30x48 Keyboard Center Wksf (L Grommet Cut-Out)	$136.86
KC3048.LC	30x48 Keyboard Center Wksf (L, C Grommet Cut-Out)	$138.15
KC3048.LCR	30x48 Keyboard Center Wksf (L, C, R Grommet Cut-Out)	$139.44
KC3048.LR	30x48 Keyboard Center Wksf (L, R Grommet Cut-Out)	$138.15
KC3048.R	30x48 Keyboard Center Wksf (R Grommet Cut-Out)	$136.86
KC3060	30x60 Keyboard Center Wksf (No Grommet Cut-Out)	$195.75
KC3060.C	30x60 Keyboard Center Wksf (C Grommet Cut-Out)	$197.05
KC3060.CR	30x60 Keyboard Center Wksf (C, R Grommet Cut-Out)	$198.34
KC3060.L	30x60 Keyboard Center Wksf (L Grommet Cut-Out)	$197.05
KC3060.LC	30x60 Keyboard Center Wksf (L, C Grommet Cut-Out)	$198.34
KC3060.LCR	30x60 Keyboard Center Wksf (L, C, R Grommet Cut-Out)	$199.66
KC3060.LR	30x60 Keyboard Center Wksf (L, R Grommet Cut-Out)	$198.34
KC3060.R	30x60 Keyboard Center Wksf (R Grommet Cut-Out)	$197.05
KD1/VNOL24/X1/XX/LXX/EXX/M	24" Laminate Upper Door Venus Overhead - Panel Mount - KD	$318.47
KD1/VNOL30/X1/XX/LXX/EXX/M	30" Laminate Upper Door Venus Overhead - Panel Mount - KD	$325.15
KD1/VNOL36/X1/XX/LXX/EXX/M	36" Laminate Upper Door Venus Overhead - Panel Mount - KD	$337.40
KD1/VNOL42/X1/XX/LXX/EXX/M	42" Laminate Upper Door Venus Overhead - Panel Mount - KD	$359.67
KD1/VNOL48/X1/XX/LXX/EXX/M	48" Laminate Upper Door Venus Overhead - Panel Mount - KD	$379.71
KD1/VNOL54/X1/XX/LXX/EXX/M	54" Laminate Upper Door Venus Overhead - Panel Mount - KD	$447.64
KD1/VNOL60/X1/XX/LXX/EXX/M	60" Laminate Upper Door Venus Overhead - Panel Mount - KD	$484.39

NEW YORK SYSTEM XXI COMPONENT PRICE LIST

Date: 8/2/2022

Part Number	Description	Unit Price
KD1/VNOS24/X1/XX/UXX/NLC	24" Solid Upper Door Venus Overhead-Panel Mount No Lock Core	$292.86
KD1/VNOS30/X1/XX/UXX/NLC	30" Solid Upper Door Venus Overhead-Panel Mount No Lock Core	$299.54
KD1/VNOS36/X1/XX/UXX/NLC	36" Solid Upper Door Venus Overhead-Panel Mount No Lock Core	$312.90
KD1/VNOS42/X1/XX/UXX/NLC	42" Solid Upper Door Venus Overhead-Panel Mount No Lock Core	$325.15
KD1/VNOS48/X1/XX/UXX/NLC	48" Solid Upper Door Venus Overhead-Panel Mount No Lock Core	$345.20
KD1/VNOS54/X1/XX/UXX/NLC	54" Solid Upper Door Venus Overhead-Panel Mount No Lock Core	$378.60
KD1/VNOS60/X1/XX/UXX/NLC	60" Solid Upper Door Venus Overhead-Panel Mount No Lock Core	$412.01
KD2/VNOF24/X1/XX/NLC	24" Upholsterable UpperDoor VenusOverhead-PanelMnt NoLockCore	$299.54
KD2/VNOF30/X1/XX/NLC	30" Upholsterable UpperDoor VenusOverhead-PanelMnt NoLockCore	$306.22
KD2/VNOF36/X1/XX/NLC	36" Upholsterable UpperDoor VenusOverhead-PanelMnt NoLockCore	$318.47
KD2/VNOF42/X1/XX/NLC	42" Upholsterable UpperDoor VenusOverhead-PanelMnt NoLockCore	$331.84
KD2/VNOF48/X1/XX/NLC	48" Upholsterable UpperDoor VenusOverhead-PanelMnt NoLockCore	$351.87
KD2/VNOF54/X1/XX/NLC	54" Upholsterable UpperDoor VenusOverhead-PanelMnt NoLockCore	$385.28
KD2/VNOF60/X1/XX/NLC	60" Upholsterable UpperDoor VenusOverhead-PanelMnt NoLockCore	$418.69
KL3048	30x48 Keyboard Left Wksf (No Grommet Cut-Out)	$135.55
KL3048.C	30x48 Keyboard Left Wksf (C Grommet Cut-Out)	$136.86
KL3048.CR	30x48 Keyboard Left Wksf (C, R Grommet Cut-Out)	$138.15
KL3048.L	30x48 Keyboard Left Wksf (L Grommet Cut-Out)	$136.86
KL3048.LC	30x48 Keyboard Left Wksf (L, C Grommet Cut-Out)	$138.15
KL3048.LCR	30x48 Keyboard Left Wksf (L, C, R Grommet Cut-Out)	$139.44
KL3048.LR	30x48 Keyboard Left Wksf (L, R Grommet Cut-Out)	$138.15
KL3048.R	30x48 Keyboard Left Wksf (R Grommet Cut-Out)	$136.86
KL3060	30x60 Keyboard Left Wksf (No Grommet Cut-Out)	$195.75
KL3060.C	30x60 Keyboard Left Wksf (C Grommet Cut-Out)	$197.05
KL3060.CR	30x60 Keyboard Left Wksf (C, R Grommet Cut-Out)	$198.34
KL3060.L	30x60 Keyboard Left Wksf (L Grommet Cut-Out)	$197.05
KL3060.LC	30x60 Keyboard Left Wksf (L, C Grommet Cut-Out)	$198.34
KL3060.LCR	30x60 Keyboard Left Wksf (L, C, R Grommet Cut-Out)	$199.66
KL3060.LR	30x60 Keyboard Left Wksf (L, R Grommet Cut-Out)	$198.34
KL3060.R	30x60 Keyboard Left Wksf (R Grommet Cut-Out)	$197.05
KR3048	30x48 Keyboard Right Wksf (No Grommet Cut-Out)	$135.55
KR3048.C	30x48 Keyboard Right Wksf (C Grommet Cut-Out)	$136.86
KR3048.CR	30x48 Keyboard Right Wksf (C, R Grommet Cut-Out)	$138.15
KR3048.L	30x48 Keyboard Right Wksf (L Grommet Cut-Out)	$136.86
KR3048.LC	30x48 Keyboard Right Wksf (L, C Grommet Cut-Out)	$138.15
KR3048.LCR	30x48 Keyboard Right Wksf (L, C, R Grommet Cut-Out)	$139.44
KR3048.LR	30x48 Keyboard Right Wksf (L, R Grommet Cut-Out)	$138.15
KR3048.R	30x48 Keyboard Right Wksf (R Grommet Cut-Out)	$136.86
KR3060	30x60 Keyboard Right Wksf (No Grommet Cut-Out)	$195.75
KR3060.C	30x60 Keyboard Right Wksf (C Grommet Cut-Out)	$197.05
KR3060.CR	30x60 Keyboard Right Wksf (C, R Grommet Cut-Out)	$198.34
KR3060.L	30x60 Keyboard Right Wksf (L Grommet Cut-Out)	$197.05
KR3060.LC	30x60 Keyboard Right Wksf (L, C Grommet Cut-Out)	$198.34
KR3060.LCR	30x60 Keyboard Right Wksf (L, C, R Grommet Cut-Out)	$199.66
KR3060.LR	30x60 Keyboard Right Wksf (L, R Grommet Cut-Out)	$198.34
KR3060.R	30x60 Keyboard Right Wksf (R Grommet Cut-Out)	$197.05
LEDTL4WDLG.XX	Tino LED Task Light with Large Divider Mount	$190.28
LEDTL4WDSM.XX	Tino LED Task Light with Small Divider Mount	$190.28
LEDTL4WF.XX	Tino LED Task Light with Freestanding Base	$196.42
LEDTLBASE.XX	Freestanding Base for Tino LED Desk Light	$52.79
LEDTLMTLG.XX	Large Divider Mount for Tino LED Desk Light	$34.37
LEDTLMTSM.XX	Small Divider Mount for Tino LED Desk Light	$34.37
NSD.XX	Shelf Divider	$6.14
PAT.XX.X	Accessory Tray	$13.01
PDS.XX.X	Diagonal Storage	$26.03

NEW YORK SYSTEM XXI COMPONENT PRICE LIST

Date: 8/2/2022

Part Number	Description	Unit Price
PLL.XX.X	Paper Tray	$19.53
PPC.XX.X	Pencil Cup	$9.11
PRDF24/X1/PM/U/XX/FXXX	24" Upholsterable Overhead-Panel Mnt/On Mod-Partially Assembled	$228.00
PRDF30/X1/PM/U/XX/FXXX	30" Upholsterable Overhead-Panel Mnt/On Mod-Partially Assembled	$245.54
PRDF36/X1/PM/U/XX/FXXX	36" Upholsterable Overhead-Panel Mnt/On Mod-Partially Assembled	$257.23
PRDF42/X1/PM/U/XX/FXXX	42" Upholsterable Overhead-Panel Mnt/On Mod-Partially Assembled	$274.76
PRDF48/X1/PM/U/XX/FXXX	48" Upholsterable Overhead-Panel Mnt/On Mod-Partially Assembled	$292.30
PRDF54/X1/PM/U/XX/FXXX	54" Upholsterable Overhead-Panel Mnt/On Mod-Partially Assembled	$333.22
PRDF60/X1/PM/U/XX/FXXX	60" Upholsterable Overhead-Panel Mnt/On Mod-Partially Assembled	$360.12
PRDL24/X1/PM/U/XX/LXX	24" Laminate Overhead-Panel Mount/On Module-Partially Assembled	$225.65
PRDL30/X1/PM/U/XX/LXX	30" Laminate Overhead-Panel Mount/On Module-Partially Assembled	$239.68
PRDL36/X1/PM/U/XX/LXX	36" Laminate Overhead-Panel Mount/On Module-Partially Assembled	$258.39
PRDL42/X1/PM/U/XX/LXX	42" Laminate Overhead-Panel Mount/On Module-Partially Assembled	$270.08
PRDL48/X1/PM/U/XX/LXX	48" Laminate Overhead-Panel Mount/On Module-Partially Assembled	$285.28
PRDL54/X1/PM/U/XX/LXX	54" Laminate Overhead-Panel Mount/On Module-Partially Assembled	$322.70
PRDL60/X1/PM/U/XX/LXX	60" Laminate Overhead-Panel Mount/On Module-Partially Assembled	$354.27
PRDS24/X1/PM/KD1/RAW	24" Steel Overhead-Panel Mount/On Module-Raw	$147.48
PRDS24/X1/PM/U/XX	24" Steel Overhead-Panel Mount/On Module-Partially Assembled	$204.62
PRDS30/X1/PM/KD1/RAW	30" Steel Overhead-Panel Mount/On Module-Raw	$154.92
PRDS30/X1/PM/U/XX	30" Steel Overhead-Panel Mount/On Module-Partially Assembled	$218.64
PRDS36/X1/PM/KD1/RAW	36" Steel Overhead-Panel Mount/On Module-Raw	$166.07
PRDS36/X1/PM/U/XX	36" Steel Overhead-Panel Mount/On Module-Partially Assembled	$232.67
PRDS42/X1/PM/KD1/RAW	42" Steel Overhead-Panel Mount/On Module-Raw	$175.99
PRDS42/X1/PM/U/XX	42" Steel Overhead-Panel Mount/On Module-Partially Assembled	$243.20
PRDS48/X1/PM/KD1/RAW	48" Steel Overhead-Panel Mount/On Module-Raw	$185.91
PRDS48/X1/PM/U/XX	48" Steel Overhead-Panel Mount/On Module-Partially Assembled	$258.39
PRDS54/X1/PM/KD1/RAW	54" Steel Overhead-Panel Mount/On Module-Raw	$228.04
PRDS54/X1/PM/U/XX	54" Steel Overhead-Panel Mount/On Module-Partially Assembled	$288.80
PRDS60/X1/PM/KD1/RAW	60" Steel Overhead-Panel Mount/On Module-Raw	$244.15
PRDS60/X1/PM/U/XX	60" Steel Overhead-Panel Mount/On Module-Partially Assembled	$319.19
PTC.XX.X	Telephone Caddy	$15.62
PVS.XX.X	Vertical Storage	$14.97
R2024	20x24 Rectangular Worksurface (No Grommet Cut-Out)	$50.24
R2024.C	20x24 Rectangular Worksurface (C Grommet Cut-Out)	$51.52
R2024.CR	20x24 Rectangular Worksurface (C, R Grommet Cut-Out)	$52.83
R2024.L	20x24 Rectangular Worksurface (L Grommet Cut-Out)	$51.52
R2024.LC	20x24 Rectangular Worksurface (L, C Grommet Cut-Out)	$52.83
R2024.LCR	20x24 Rectangular Worksurface (L,C,R Grommet Cut-Out)	$54.14
R2024.LR	20x24 Rectangular Worksurface (L, R Grommet Cut-Out)	$52.83
R2024.R	20x24 Rectangular Worksurface (R Grommet Cut-Out)	$51.52
R2030	20x30 Rectangular Worksurface (No Grommet Cut-Out)	$56.02
R2030.C	20x30 Rectangular Worksurface (C Grommet Cut-Out)	$57.32
R2030.CR	20x30 Rectangular Worksurface (C, R Grommet Cut-Out)	$58.62
R2030.L	20x30 Rectangular Worksurface (L Grommet Cut-Out)	$57.32
R2030.LC	20x30 Rectangular Worksurface (L, C Grommet Cut-Out)	$58.62
R2030.LCR	20x30 Rectangular Worksurface (L,C,R Grommet Cut-Out)	$59.92
R2030.LR	20x30 Rectangular Worksurface (L, R Grommet Cut-Out)	$58.62
R2030.R	20x30 Rectangular Worksurface (R Grommet Cut-Out)	$57.32
R2036	20x36 Rectangular Worksurface (No Grommet Cut-Out)	$58.75
R2036.C	20x36 Rectangular Worksurface (C Grommet Cut-Out)	$60.06
R2036.CR	20x36 Rectangular Worksurface (C, R Grommet Cut-Out)	$61.36
R2036.L	20x36 Rectangular Worksurface (L Grommet Cut-Out)	$60.06
R2036.LC	20x36 Rectangular Worksurface (L, C Grommet Cut-Out)	$61.36
R2036.LCR	20x36 Rectangular Worksurface (L,C,R Grommet Cut-Out)	$62.65
R2036.LR	20x36 Rectangular Worksurface (L, R Grommet Cut-Out)	$61.36

NEW YORK SYSTEM XXI COMPONENT PRICE LIST

Date: 8/2/2022

Part Number	Description	Unit Price
R2036.R	20x36 Rectangular Worksurface (R Grommet Cut-Out)	$60.06
R2042	20x42 Rectangular Worksurface (No Grommet Cut-Out)	$68.74
R2042.C	20x42 Rectangular Worksurface (C Grommet Cut-Out)	$70.04
R2042.CR	20x42 Rectangular Worksurface (C, R Grommet Cut-Out)	$71.33
R2042.L	20x42 Rectangular Worksurface (L Grommet Cut-Out)	$70.04
R2042.LC	20x42 Rectangular Worksurface (L, C Grommet Cut-Out)	$71.33
R2042.LCR	20x42 Rectangular Worksurface (L,C,R Grommet Cut-Out)	$72.65
R2042.LR	20x42 Rectangular Worksurface (L, R Grommet Cut-Out)	$71.33
R2042.R	20x42 Rectangular Worksurface (R Grommet Cut-Out)	$70.04
R2048	20x48 Rectangular Worksurface (No Grommet Cut-Out)	$70.66
R2048.C	20x48 Rectangular Worksurface (C Grommet Cut-Out)	$71.96
R2048.CR	20x48 Rectangular Worksurface (C, R Grommet Cut-Out)	$73.27
R2048.L	20x48 Rectangular Worksurface (L Grommet Cut-Out)	$71.96
R2048.LC	20x48 Rectangular Worksurface (L, C Grommet Cut-Out)	$73.27
R2048.LCR	20x48 Rectangular Worksurface (L,C,R Grommet Cut-Out)	$74.58
R2048.LR	20x48 Rectangular Worksurface (L, R Grommet Cut-Out)	$73.27
R2048.R	20x48 Rectangular Worksurface (R Grommet Cut-Out)	$71.96
R2054	20x54 Rectangular Worksurface (No Grommet Cut-Out)	$83.45
R2054.C	20x54 Rectangular Worksurface (C Grommet Cut-Out)	$84.75
R2054.CR	20x54 Rectangular Worksurface (C, R Grommet Cut-Out)	$86.05
R2054.L	20x54 Rectangular Worksurface (L Grommet Cut-Out)	$84.75
R2054.LC	20x54 Rectangular Worksurface (L, C Grommet Cut-Out)	$86.05
R2054.LCR	20x54 Rectangular Worksurface (L,C,R Grommet Cut-Out)	$87.35
R2054.LR	20x54 Rectangular Worksurface (L, R Grommet Cut-Out)	$86.05
R2054.R	20x54 Rectangular Worksurface (R Grommet Cut-Out)	$84.75
R2060	20x60 Rectangular Worksurface (No Grommet Cut-Out)	$90.86
R2060.C	20x60 Rectangular Worksurface (C Grommet Cut-Out)	$92.16
R2060.CR	20x60 Rectangular Worksurface (C, R Grommet Cut-Out)	$93.47
R2060.L	20x60 Rectangular Worksurface (L Grommet Cut-Out)	$92.16
R2060.LC	20x60 Rectangular Worksurface (L, C Grommet Cut-Out)	$93.47
R2060.LCR	20x60 Rectangular Worksurface (L,C,R Grommet Cut-Out)	$94.77
R2060.LR	20x60 Rectangular Worksurface (L, R Grommet Cut-Out)	$93.47
R2060.R	20x60 Rectangular Worksurface (R Grommet Cut-Out)	$92.16
R2066	20x66 Rectangular Worksurface (No Grommet Cut-Out)	$91.43
R2066.C	20x66 Rectangular Worksurface (C Grommet Cut-Out)	$92.72
R2066.CR	20x66 Rectangular Worksurface (C, R Grommet Cut-Out)	$94.01
R2066.L	20x66 Rectangular Worksurface (L Grommet Cut-Out)	$92.72
R2066.LC	20x66 Rectangular Worksurface (L, C Grommet Cut-Out)	$94.01
R2066.LCR	20x66 Rectangular Worksurface (L,C,R Grommet Cut-Out)	$95.31
R2066.LR	20x66 Rectangular Worksurface (L, R Grommet Cut-Out)	$94.01
R2066.R	20x66 Rectangular Worksurface (R Grommet Cut-Out)	$92.72
R2072	20x72 Rectangular Worksurface (No Grommet Cut-Out)	$92.21
R2072.C	20x72 Rectangular Worksurface (C Grommet Cut-Out)	$93.53
R2072.CR	20x72 Rectangular Worksurface (C, R Grommet Cut-Out)	$94.83
R2072.L	20x72 Rectangular Worksurface (L Grommet Cut-Out)	$93.53
R2072.LC	20x72 Rectangular Worksurface (L, C Grommet Cut-Out)	$94.83
R2072.LCR	20x72 Rectangular Worksurface (L,C,R Grommet Cut-Out)	$96.12
R2072.LR	20x72 Rectangular Worksurface (L, R Grommet Cut-Out)	$94.83
R2072.R	20x72 Rectangular Worksurface (R Grommet Cut-Out)	$93.53
R2084	20x84 Rectangular Worksurface (No Grommet Cut-Out)	$104.10
R2084.C	20x84 Rectangular Worksurface (C Grommet Cut-Out)	$105.40
R2084.CR	20x84 Rectangular Worksurface (C, R Grommet Cut-Out)	$106.71
R2084.L	20x84 Rectangular Worksurface (L Grommet Cut-Out)	$105.40
R2084.LC	20x84 Rectangular Worksurface (L, C Grommet Cut-Out)	$106.71
R2084.LCR	20x84 Rectangular Worksurface (L,C,R Grommet Cut-Out)	$108.01

NEW YORK SYSTEM XXI COMPONENT PRICE LIST

Date: 8/2/2022

Part Number	Description	Unit Price
R2084.LR	20x84 Rectangular Worksurface (L, R Grommet Cut-Out)	$106.71
R2084.R	20x84 Rectangular Worksurface (R Grommet Cut-Out)	$105.40
R2424	24x24 Rectangular Worksurface (No Grommet Cut-Out)	$50.40
R2424.C	24x24 Rectangular Worksurface (C Grommet Cut-Out)	$51.69
R2424.CR	24x24 Rectangular Worksurface (C, R Grommet Cut-Out)	$53.00
R2424.L	24x24 Rectangular Worksurface (L Grommet Cut-Out)	$51.69
R2424.LC	24x24 Rectangular Worksurface (L, C Grommet Cut-Out)	$53.00
R2424.LCR	24x24 Rectangular Worksurface (L,C,R Grommet Cut-Out)	$54.30
R2424.LR	24x24 Rectangular Worksurface (L, R Grommet Cut-Out)	$53.00
R2424.R	24x24 Rectangular Worksurface (R Grommet Cut-Out)	$51.69
R2430	24x30 Rectangular Worksurface (No Grommet Cut-Out)	$57.68
R2430.C	24x30 Rectangular Worksurface (C Grommet Cut-Out)	$58.98
R2430.CR	24x30 Rectangular Worksurface (C, R Grommet Cut-Out)	$60.29
R2430.L	24x30 Rectangular Worksurface (L Grommet Cut-Out)	$58.98
R2430.LC	24x30 Rectangular Worksurface (L, C Grommet Cut-Out)	$60.29
R2430.LCR	24x30 Rectangular Worksurface (L,C,R Grommet Cut-Out)	$61.58
R2430.LR	24x30 Rectangular Worksurface (L, R Grommet Cut-Out)	$60.29
R2430.R	24x30 Rectangular Worksurface (R Grommet Cut-Out)	$58.98
R2436	24x36 Rectangular Worksurface (No Grommet Cut-Out)	$62.23
R2436.C	24x36 Rectangular Worksurface (C Grommet Cut-Out)	$63.55
R2436.CR	24x36 Rectangular Worksurface (C, R Grommet Cut-Out)	$64.84
R2436.L	24x36 Rectangular Worksurface (L Grommet Cut-Out)	$63.55
R2436.LC	24x36 Rectangular Worksurface (L, C Grommet Cut-Out)	$64.84
R2436.LCR	24x36 Rectangular Worksurface (L,C,R Grommet Cut-Out)	$66.14
R2436.LR	24x36 Rectangular Worksurface (L, R Grommet Cut-Out)	$64.84
R2436.R	24x36 Rectangular Worksurface (R Grommet Cut-Out)	$63.55
R2442	24x42 Rectangular Worksurface (No Grommet Cut-Out)	$68.52
R2442.C	24x42 Rectangular Worksurface (C Grommet Cut-Out)	$69.82
R2442.CR	24x42 Rectangular Worksurface (C, R Grommet Cut-Out)	$71.10
R2442.L	24x42 Rectangular Worksurface (L Grommet Cut-Out)	$69.82
R2442.LC	24x42 Rectangular Worksurface (L, C Grommet Cut-Out)	$71.10
R2442.LCR	24x42 Rectangular Worksurface (L,C,R Grommet Cut-Out)	$72.42
R2442.LR	24x42 Rectangular Worksurface (L, R Grommet Cut-Out)	$71.10
R2442.R	24x42 Rectangular Worksurface (R Grommet Cut-Out)	$69.82
R2448	24x48 Rectangular Worksurface (No Grommet Cut-Out)	$71.26
R2448.C	24x48 Rectangular Worksurface (C Grommet Cut-Out)	$72.55
R2448.CR	24x48 Rectangular Worksurface (C, R Grommet Cut-Out)	$73.86
R2448.L	24x48 Rectangular Worksurface (L Grommet Cut-Out)	$72.55
R2448.LC	24x48 Rectangular Worksurface (L, C Grommet Cut-Out)	$73.86
R2448.LCR	24x48 Rectangular Worksurface (L,C,R Grommet Cut-Out)	$75.14
R2448.LR	24x48 Rectangular Worksurface (L, R Grommet Cut-Out)	$73.86
R2448.R	24x48 Rectangular Worksurface (R Grommet Cut-Out)	$72.55
R2454	24x54 Rectangular Worksurface (No Grommet Cut-Out)	$82.26
R2454.C	24x54 Rectangular Worksurface (C Grommet Cut-Out)	$83.57
R2454.CR	24x54 Rectangular Worksurface (C, R Grommet Cut-Out)	$84.87
R2454.L	24x54 Rectangular Worksurface (L Grommet Cut-Out)	$83.57
R2454.LC	24x54 Rectangular Worksurface (L, C Grommet Cut-Out)	$84.87
R2454.LCR	24x54 Rectangular Worksurface (L,C,R Grommet Cut-Out)	$86.17
R2454.LR	24x54 Rectangular Worksurface (L, R Grommet Cut-Out)	$84.87
R2454.R	24x54 Rectangular Worksurface (R Grommet Cut-Out)	$83.57
R2460	24x60 Rectangular Worksurface (No Grommet Cut-Out)	$98.40
R2460.C	24x60 Rectangular Worksurface (C Grommet Cut-Out)	$99.71
R2460.CR	24x60 Rectangular Worksurface (C, R Grommet Cut-Out)	$101.01
R2460.L	24x60 Rectangular Worksurface (L Grommet Cut-Out)	$99.71
R2460.LC	24x60 Rectangular Worksurface (L, C Grommet Cut-Out)	$101.01

NEW YORK SYSTEM XXI COMPONENT PRICE LIST

Date: 8/2/2022

Part Number	Description	Unit Price
R2460.LCR	24x60 Rectangular Worksurface (L,C,R Grommet Cut-Out)	$102.30
R2460.LR	24x60 Rectangular Worksurface (L, R Grommet Cut-Out)	$101.01
R2460.R	24x60 Rectangular Worksurface (R Grommet Cut-Out)	$99.71
R2466	24x66 Rectangular Worksurface (No Grommet Cut-Out)	$91.33
R2466.C	24x66 Rectangular Worksurface (C Grommet Cut-Out)	$92.63
R2466.CR	24x66 Rectangular Worksurface (C, R Grommet Cut-Out)	$93.94
R2466.L	24x66 Rectangular Worksurface (L Grommet Cut-Out)	$92.63
R2466.LC	24x66 Rectangular Worksurface (L, C Grommet Cut-Out)	$93.94
R2466.LCR	24x66 Rectangular Worksurface (L,C,R Grommet Cut-Out)	$95.23
R2466.LR	24x66 Rectangular Worksurface (L, R Grommet Cut-Out)	$93.94
R2466.R	24x66 Rectangular Worksurface (R Grommet Cut-Out)	$92.63
R2472	24x72 Rectangular Worksurface (No Grommet Cut-Out)	$92.93
R2472.C	24x72 Rectangular Worksurface (C Grommet Cut-Out)	$94.23
R2472.CR	24x72 Rectangular Worksurface (C, R Grommet Cut-Out)	$95.56
R2472.L	24x72 Rectangular Worksurface (L Grommet Cut-Out)	$94.23
R2472.LC	24x72 Rectangular Worksurface (L, C Grommet Cut-Out)	$95.56
R2472.LCR	24x72 Rectangular Worksurface (L,C,R Grommet Cut-Out)	$96.85
R2472.LR	24x72 Rectangular Worksurface (L, R Grommet Cut-Out)	$95.56
R2472.R	24x72 Rectangular Worksurface (R Grommet Cut-Out)	$94.23
R2484	24x84 Rectangular Worksurface (No Grommet Cut-Out)	$105.40
R2484.C	24x84 Rectangular Worksurface (C Grommet Cut-Out)	$106.71
R2484.CR	24x84 Rectangular Worksurface (C, R Grommet Cut-Out)	$108.01
R2484.L	24x84 Rectangular Worksurface (L Grommet Cut-Out)	$106.71
R2484.LC	24x84 Rectangular Worksurface (L, C Grommet Cut-Out)	$108.01
R2484.LCR	24x84 Rectangular Worksurface (L,C,R Grommet Cut-Out)	$109.30
R2484.LR	24x84 Rectangular Worksurface (L, R Grommet Cut-Out)	$108.01
R2484.R	24x84 Rectangular Worksurface (R Grommet Cut-Out)	$106.71
R3024	30x24 Rectangular Worksurface (No Grommet Cut-Out)	$57.99
R3024.C	30x24 Rectangular Worksurface (C Grommet Cut-Out)	$59.31
R3024.CR	30x24 Rectangular Worksurface (C, R Grommet Cut-Out)	$60.60
R3024.L	30x24 Rectangular Worksurface (L Grommet Cut-Out)	$59.31
R3024.LC	30x24 Rectangular Worksurface (L, C Grommet Cut-Out)	$60.60
R3024.LCR	30x24 Rectangular Worksurface (L,C,R Grommet Cut-Out)	$61.91
R3024.LR	30x24 Rectangular Worksurface (L, R Grommet Cut-Out)	$60.60
R3024.R	30x24 Rectangular Worksurface (R Grommet Cut-Out)	$59.31
R3030	30x30 Rectangular Worksurface (No Grommet Cut-Out)	$63.27
R3030.C	30x30 Rectangular Worksurface (C Grommet Cut-Out)	$64.57
R3030.CR	30x30 Rectangular Worksurface (C, R Grommet Cut-Out)	$65.88
R3030.L	30x30 Rectangular Worksurface (L Grommet Cut-Out)	$64.57
R3030.LC	30x30 Rectangular Worksurface (L, C Grommet Cut-Out)	$65.88
R3030.LCR	30x30 Rectangular Worksurface (L,C,R Grommet Cut-Out)	$67.18
R3030.LR	30x30 Rectangular Worksurface (L, R Grommet Cut-Out)	$65.88
R3030.R	30x30 Rectangular Worksurface (R Grommet Cut-Out)	$64.57
R3036	30x36 Rectangular Worksurface (No Grommet Cut-Out)	$68.49
R3036.C	30x36 Rectangular Worksurface (C Grommet Cut-Out)	$69.77
R3036.CR	30x36 Rectangular Worksurface (C, R Grommet Cut-Out)	$71.07
R3036.L	30x36 Rectangular Worksurface (L Grommet Cut-Out)	$69.77
R3036.LC	30x36 Rectangular Worksurface (L, C Grommet Cut-Out)	$71.07
R3036.LCR	30x36 Rectangular Worksurface (L,C,R Grommet Cut-Out)	$72.38
R3036.LR	30x36 Rectangular Worksurface (L, R Grommet Cut-Out)	$71.07
R3036.R	30x36 Rectangular Worksurface (R Grommet Cut-Out)	$69.77
R3042	30x42 Rectangular Worksurface (No Grommet Cut-Out)	$77.95
R3042.C	30x42 Rectangular Worksurface (C Grommet Cut-Out)	$79.26
R3042.CR	30x42 Rectangular Worksurface (C, R Grommet Cut-Out)	$80.57
R3042.L	30x42 Rectangular Worksurface (L Grommet Cut-Out)	$79.26

NEW YORK SYSTEM XXI COMPONENT PRICE LIST

Date: 8/2/2022

Part Number	Description	Unit Price
R3042.LC	30x42 Rectangular Worksurface (L, C Grommet Cut-Out)	$80.57
R3042.LCR	30x42 Rectangular Worksurface (L,C,R Grommet Cut-Out)	$81.86
R3042.LR	30x42 Rectangular Worksurface (L, R Grommet Cut-Out)	$80.57
R3042.R	30x42 Rectangular Worksurface (R Grommet Cut-Out)	$79.26
R3048	30x48 Rectangular Worksurface (No Grommet Cut-Out)	$79.73
R3048.C	30x48 Rectangular Worksurface (C Grommet Cut-Out)	$81.03
R3048.CR	30x48 Rectangular Worksurface (C, R Grommet Cut-Out)	$82.34
R3048.L	30x48 Rectangular Worksurface (L Grommet Cut-Out)	$81.03
R3048.LC	30x48 Rectangular Worksurface (L, C Grommet Cut-Out)	$82.34
R3048.LCR	30x48 Rectangular Worksurface (L,C,R Grommet Cut-Out)	$83.64
R3048.LR	30x48 Rectangular Worksurface (L, R Grommet Cut-Out)	$82.34
R3048.R	30x48 Rectangular Worksurface (R Grommet Cut-Out)	$81.03
R3054	30x54 Rectangular Worksurface (No Grommet Cut-Out)	$92.82
R3054.C	30x54 Rectangular Worksurface (C Grommet Cut-Out)	$94.13
R3054.CR	30x54 Rectangular Worksurface (C, R Grommet Cut-Out)	$95.41
R3054.L	30x54 Rectangular Worksurface (L Grommet Cut-Out)	$94.13
R3054.LC	30x54 Rectangular Worksurface (L, C Grommet Cut-Out)	$95.41
R3054.LCR	30x54 Rectangular Worksurface (L,C,R Grommet Cut-Out)	$96.72
R3054.LR	30x54 Rectangular Worksurface (L, R Grommet Cut-Out)	$95.41
R3054.R	30x54 Rectangular Worksurface (R Grommet Cut-Out)	$94.13
R3060	30x60 Rectangular Worksurface (No Grommet Cut-Out)	$105.21
R3060.C	30x60 Rectangular Worksurface (C Grommet Cut-Out)	$106.52
R3060.CR	30x60 Rectangular Worksurface (C, R Grommet Cut-Out)	$107.82
R3060.L	30x60 Rectangular Worksurface (L Grommet Cut-Out)	$106.52
R3060.LC	30x60 Rectangular Worksurface (L, C Grommet Cut-Out)	$107.82
R3060.LCR	30x60 Rectangular Worksurface (L,C,R Grommet Cut-Out)	$109.13
R3060.LR	30x60 Rectangular Worksurface (L, R Grommet Cut-Out)	$107.82
R3060.R	30x60 Rectangular Worksurface (R Grommet Cut-Out)	$106.52
R3066	30x66 Rectangular Worksurface (No Grommet Cut-Out)	$98.74
R3066.C	30x66 Rectangular Worksurface (C Grommet Cut-Out)	$100.04
R3066.CR	30x66 Rectangular Worksurface (C, R Grommet Cut-Out)	$101.34
R3066.L	30x66 Rectangular Worksurface (L Grommet Cut-Out)	$100.04
R3066.LC	30x66 Rectangular Worksurface (L, C Grommet Cut-Out)	$101.34
R3066.LCR	30x66 Rectangular Worksurface (L,C,R Grommet Cut-Out)	$102.65
R3066.LR	30x66 Rectangular Worksurface (L, R Grommet Cut-Out)	$101.34
R3066.R	30x66 Rectangular Worksurface (R Grommet Cut-Out)	$100.04
R3072	30x72 Rectangular Worksurface (No Grommet Cut-Out)	$100.51
R3072.C	30x72 Rectangular Worksurface (C Grommet Cut-Out)	$101.80
R3072.CR	30x72 Rectangular Worksurface (C, R Grommet Cut-Out)	$103.10
R3072.L	30x72 Rectangular Worksurface (L Grommet Cut-Out)	$101.80
R3072.LC	30x72 Rectangular Worksurface (L, C Grommet Cut-Out)	$103.10
R3072.LCR	30x72 Rectangular Worksurface (L,C,R Grommet Cut-Out)	$104.39
R3072.LR	30x72 Rectangular Worksurface (L, R Grommet Cut-Out)	$103.10
R3072.R	30x72 Rectangular Worksurface (R Grommet Cut-Out)	$101.80
R3084	30x84 Rectangular Worksurface (No Grommet Cut-Out)	$110.63
R3084.C	30x84 Rectangular Worksurface (C Grommet Cut-Out)	$111.93
R3084.CR	30x84 Rectangular Worksurface (C, R Grommet Cut-Out)	$113.21
R3084.L	30x84 Rectangular Worksurface (L Grommet Cut-Out)	$111.93
R3084.LC	30x84 Rectangular Worksurface (L, C Grommet Cut-Out)	$113.21
R3084.LCR	30x84 Rectangular Worksurface (L,C,R Grommet Cut-Out)	$114.51
R3084.LR	30x84 Rectangular Worksurface (L, R Grommet Cut-Out)	$113.21
R3084.R	30x84 Rectangular Worksurface (R Grommet Cut-Out)	$111.93
RSD4266FHC/CP/3K/XX	Rolling Screen Door for System XXI-Clear Plastic	$489.55
RSD4266FHC/OP/3K/XX	Rolling Screen Door for System XXI-Opal Plastic	$489.55
SMCH.XX	Coat Hook Metal Systems	$4.68

NEW YORK SYSTEM XXI COMPONENT PRICE LIST

Date: 8/2/2022

Part Number	Description	Unit Price
SPCAC.I.S12.XX	90 Degree Corner Inside S12"	$2.46
SPCAC.I.S14.XX	90 Degree Corner Inside S14"	$3.04
SPCAC.I.S18.XX	90 Degree Corner Inside S18"	$3.13
SPCAC.I.S24.XX	90 Degree Corner Inside S24"	$3.91
SPCAC.I.S30.XX	90 Degree Corner Inside S30"	$4.58
SPCAC.O.S12	90 Degree Corner Outside S12"	$2.09
SPCAC.O.S14	90 Degree Corner Outside S14"	$2.58
SPCAC.O.S18	90 Degree Corner Outside S18"	$2.66
SPCAC.O.S24	90 Degree Corner Outside S24"	$3.34
SPCAC.O.S30	90 Degree Corner Outside S30"	$3.58
SPCTC.I.S12.XX	T-Post Corner Inside S12"	$1.77
SPCTC.I.S14.XX	T-Post Corner Inside S14"	$2.23
SPCTC.I.S18.XX	T-Post Corner Inside S18"	$2.31
SPCTC.I.S24.XX	T-Post Corner Inside S24"	$2.91
SPCTC.I.S30.XX	T-Post Corner Inside S30"	$3.45
SPCTC.O.S12	T-Post Outside S12"	$1.20
SPCTC.O.S14	T-Post Outside S14"	$1.34
SPCTC.O.S18	T-Post Outside S18"	$1.39
SPCTC.O.S24	T-Post Outside S24"	$1.58
SPCTC.O.S30	T-Post Outside S30"	$1.97
SPECT.D.BLACK.X	Specter Double Arm 18 Watt Tasklight	$176.79
SPECT.S.BLACK.X	Specter Single Arm 18 Watt Tasklight	$155.91
SPECT.SRBLACK.X	Specter Single Rail 18 Watt Tasklight	$146.10
SPSCAFCS12/XX/XXX	S12" 90 Degree Corner Post	$20.44
SPSCAFCS14/XX/XXX	S14" 90 Degree Corner Post	$21.47
SPSCAFCS18/XX/XXX	S18" 90 Degree Corner Post	$21.68
SPSCAFCS24/XX/XXX	S24" 90 Degree Corner Post	$24.79
SPSCAFCS30/XX/XXX	S30" 90 Degree Corner Post	$25.41
SPSCTFCS12/XX/XXX	S12" 3T Post	$19.21
SPSCTFCS14/XX/XXX	S14" 3T Post	$20.36
SPSCTFCS18/XX/XXX	S18" 3T Post	$20.44
SPSCTFCS24/XX/XXX	S24" 3T Post	$21.07
SPSCTFCS30/XX/XXX	S30" 3T Post	$21.68
SPSEORS12.XX	End Of Run Stackable Panel S12"	$2.34
SPSEORS14.XX	End Of Run Stackable Panel S14"	$2.87
SPSEORS18.XX	End Of Run Stackable Panel S18"	$2.93
SPSEORS24.XX	End Of Run Stackable Panel S24"	$3.51
SPSEORS30.XX	End Of Run Stackable Panel S30"	$4.09
SPSF24S12/XX/XXX	24" x S12" Stackable Fabric Panel Section	$239.68
SPSF24S14/XX/XXX	24" x S14" Stackable Fabric Panel Section	$255.84
SPSF24S18/XX/XXX	24" x S18" Stackable Fabric Panel Section	$256.06
SPSF24S24/XX/XXX	24" x S24" Stackable Fabric Panel Section	$263.06
SPSF24S30/XX/XXX	24" x S30" Stackable Fabric Panel Section	$277.09
SPSF30S12/XX/XXX	30" x S12" Stackable Fabric Panel Section	$256.06
SPSF30S14/XX/XXX	30" x S14" Stackable Fabric Panel Section	$263.27
SPSF30S18/XX/XXX	30" x S18" Stackable Fabric Panel Section	$264.25
SPSF30S24/XX/XXX	30" x S24" Stackable Fabric Panel Section	$279.45
SPSF30S30/XX/XXX	30" x S30" Stackable Fabric Panel Section	$298.15
SPSF36S12/XX/XXX	36" x S12" Stackable Fabric Panel Section	$263.06
SPSF36S14/XX/XXX	36" x S14" Stackable Fabric Panel Section	$272.02
SPSF36S18/XX/XXX	36" x S18" Stackable Fabric Panel Section	$273.60
SPSF36S24/XX/XXX	36" x S24" Stackable Fabric Panel Section	$292.30
SPSF36S30/XX/XXX	36" x S30" Stackable Fabric Panel Section	$311.01
SPSF42S12/XX/XXX	42" x S12" Stackable Fabric Panel Section	$270.08
SPSF42S14/XX/XXX	42" x S14" Stackable Fabric Panel Section	$279.71

NEW YORK SYSTEM XXI COMPONENT PRICE LIST

Date: 8/2/2022

Part Number	Description	Unit Price
SPSF42S18/XX/XXX	42" x S18" Stackable Fabric Panel Section	$280.61
SPSF42S24/XX/XXX	42" x S24" Stackable Fabric Panel Section	$300.49
SPSF42S30/XX/XXX	42" x S30" Stackable Fabric Panel Section	$318.02
SPSF48S12/XX/XXX	48" x S12" Stackable Fabric Panel Section	$275.93
SPSF48S14/XX/XXX	48" x S14" Stackable Fabric Panel Section	$284.75
SPSF48S18/XX/XXX	48" x S18" Stackable Fabric Panel Section	$285.28
SPSF48S24/XX/XXX	48" x S24" Stackable Fabric Panel Section	$302.83
SPSF48S30/XX/XXX	48" x S30" Stackable Fabric Panel Section	$321.53
SPSG24S12/XX/XX	24" x S12" Stackable Glass Panel Section	$157.40
SPSG24S14/XX/XX	24" x S14" Stackable Glass Panel Section	$173.12
SPSG24S18/XX/XX	24" x S18" Stackable Glass Panel Section	$173.51
SPSG24S24/XX/XX	24" x S24" Stackable Glass Panel Section	$175.99
SPSG24S30/XX/XX	24" x S30" Stackable Glass Panel Section	$185.91
SPSG30S12/XX/XX	30" x S12" Stackable Glass Panel Section	$161.12
SPSG30S14/XX/XX	30" x S14" Stackable Glass Panel Section	$174.88
SPSG30S18/XX/XX	30" x S18" Stackable Glass Panel Section	$175.99
SPSG30S24/XX/XX	30" x S24" Stackable Glass Panel Section	$182.18
SPSG30S30/XX/XX	30" x S30" Stackable Glass Panel Section	$194.58
SPSG36S12/XX/XX	36" x S12" Stackable Glass Panel Section	$164.83
SPSG36S14/XX/XX	36" x S14" Stackable Glass Panel Section	$179.22
SPSG36S18/XX/XX	36" x S18" Stackable Glass Panel Section	$179.71
SPSG36S24/XX/XX	36" x S24" Stackable Glass Panel Section	$189.62
SPSG36S30/XX/XX	36" x S30" Stackable Glass Panel Section	$204.49
SPSG42S12/XX/XX	42" x S12" Stackable Glass Panel Section	$182.18
SPSG42S14/XX/XX	42" x S14" Stackable Glass Panel Section	$200.17
SPSG42S18/XX/XX	42" x S18" Stackable Glass Panel Section	$200.79
SPSG42S24/XX/XX	42" x S24" Stackable Glass Panel Section	$211.93
SPSG42S30/XX/XX	42" x S30" Stackable Glass Panel Section	$226.80
SPSG48S12/XX/XX	48" x S12" Stackable Glass Panel Section	$185.91
SPSG48S14/XX/XX	48" x S14" Stackable Glass Panel Section	$203.62
SPSG48S18/XX/XX	48" x S18" Stackable Glass Panel Section	$204.49
SPSG48S24/XX/XX	48" x S24" Stackable Glass Panel Section	$216.90
SPSG48S30/XX/XX	48" x S30" Stackable Glass Panel Section	$233.00
SPSL1829/L/74P/XX	18X29 Open Panel Support Leg, Left,Used w/74P Edge Wksf-Sys XXI	$86.53
SPSL1829/L/KN/XX	18X29 Open Panel Support Leg, Left,Used w/KN Edge Wksf-Sys XXI	$86.53
SPSL1829/R/74P/XX	18X29 Open Panel Support Leg, Right,Used w/74P EdgeWksf-Sys XXI	$86.53
SPSL1829/R/KN/XX	18X29 Open Panel Support Leg, Right,Used w/KN Edge Wksf-Sys XXI	$86.53
SPSL2429/L/74P/XX	24X29 Open Panel Support Leg, Left,Used w/74P Edge Wksf-Sys XXI	$92.37
SPSL2429/L/KN/XX	24X29 Open Panel Support Leg, Left,Used w/KN Edge Wksf-Sys XXI	$92.37
SPSL2429/R/74P/XX	24X29 Open Panel Support Leg, Right,Used w/74P Edge Wksf-Sys XXI	$92.37
SPSL2429/R/KN/XX	24X29 Open Panel Support Leg, Right,Used w/KN Edge Wksf-Sys XXI	$92.37
SPSL3029/L/74P/XX	30X29 Open Panel Support Leg, Left,Used w/74P Edge Wksf-Sys XXI	$99.38
SPSL3029/L/KN/XX	30X29 Open Panel Support Leg, Left,Used w/KN Edge Wksf-Sys XXI	$99.38
SPSL3029/R/74P/XX	30X29 Open Panel Support Leg, Right,Used w/74P Edge Wksf-Sys XXI	$99.38
SPSL3029/R/KN/XX	30X29 Open Panel Support Leg, Right,Used w/KN Edge Wksf-Sys XXI	$99.38
SPSLI1829/L/74P/XX	18X29 Panel Support Leg w/Insert,Left,Used w/74P EdgeWksf-Sys XXI	$134.46
SPSLI1829/L/KN/XX	18X29 Panel Support Leg w/Insert,Left,Used w/KN Edge Wksf-Sys XXI	$134.46
SPSLI1829/R/74P/XX	18X29 Panel Support Leg w/Insert,Rgt,Used w/74P Edge Wksf-Sys XXI	$134.46
SPSLI1829/R/KN/XX	18X29 Panel Support Leg w/Insert,Rgt,Used w/KN Edge Wksf-Sys XXI	$134.46
SPSLI2429/L/74P/XX	24X29 Panel Support Leg w/Insert,Left,Used w/74P EdgeWksf-Sys XXI	$147.33
SPSLI2429/L/KN/XX	24X29 Panel Support Leg w/Insert,Left,Used w/KN Edge Wksf-Sys XXI	$147.33
SPSLI2429/R/74P/XX	24X29 Panel Support Leg w/Insert,Rgt,Used w/74P Edge Wksf-Sys XXI	$147.33
SPSLI2429/R/KN/XX	24X29 Panel Support Leg w/Insert,Rgt,Used w/KN Edge Wksf-Sys XXI	$147.33
SPSLI3029/L/74P/XX	30X29 Panel Support Leg w/Insert,Left,Used w/74P EdgeWksf-Sys XXI	$157.84
SPSLI3029/L/KN/XX	30X29 Panel Support Leg w/Insert,Left,Used w/KN Edge Wksf-Sys XXI	$157.84

NEW YORK SYSTEM XXI COMPONENT PRICE LIST

Date: 8/2/2022

Part Number	Description	Unit Price
SPSLI3029/R/74P/XX	30X29 Panel Support Leg w/Insert,Rgt,Used w/74P Edge Wksf-Sys XXI	$157.84
SPSLI3029/R/KN/XX	30X29 Panel Support Leg w/Insert,Rgt,Used w/KN Edge Wksf-Sys XXI	$157.84
SPSO24S12/XX	24" x S12" Stackable Open Panel Section	$149.95
SPSO24S14/XX	24" x S14" Stackable Open Panel Section	$160.67
SPSO24S18/XX	24" x S18" Stackable Open Panel Section	$162.35
SPSO24S24/XX	24" x S24" Stackable Open Panel Section	$167.32
SPSO24S30/XX	24" x S30" Stackable Open Panel Section	$175.99
SPSO30S12/XX	30" x S12" Stackable Open Panel Section	$154.92
SPSO30S14/XX	30" x S14" Stackable Open Panel Section	$166.24
SPSO30S18/XX	30" x S18" Stackable Open Panel Section	$167.32
SPSO30S24/XX	30" x S24" Stackable Open Panel Section	$172.28
SPSO30S30/XX	30" x S30" Stackable Open Panel Section	$179.71
SPSO36S12/XX	36" x S12" Stackable Open Panel Section	$158.63
SPSO36S14/XX	36" x S14" Stackable Open Panel Section	$170.22
SPSO36S18/XX	36" x S18" Stackable Open Panel Section	$171.02
SPSO36S24/XX	36" x S24" Stackable Open Panel Section	$175.99
SPSO36S30/XX	36" x S30" Stackable Open Panel Section	$184.67
SPSO42S12/XX	42" x S12" Stackable Open Panel Section	$172.28
SPSO42S14/XX	42" x S14" Stackable Open Panel Section	$182.14
SPSO42S18/XX	42" x S18" Stackable Open Panel Section	$183.43
SPSO42S24/XX	42" x S24" Stackable Open Panel Section	$188.39
SPSO42S30/XX	42" x S30" Stackable Open Panel Section	$197.06
SPSO48S12/XX	48" x S12" Stackable Open Panel Section	$175.99
SPSO48S14/XX	48" x S14" Stackable Open Panel Section	$187.18
SPSO48S18/XX	48" x S18" Stackable Open Panel Section	$188.39
SPSO48S24/XX	48" x S24" Stackable Open Panel Section	$194.58
SPSO48S30/XX	48" x S30" Stackable Open Panel Section	$200.79
SPSVCAFCS06/XX/XXX	S6" Variable 90 Degree Corner Post	$20.44
SPSVCAFCS12/XX/XXX	S12" Variable 90 Degree Corner Post	$21.07
SPSVCAFCS14/XX/XXX	S14" Variable 90 Degree Corner Post	$21.47
SPSVCAFCS18/XX/XXX	S18" Variable 90 Degree Corner Post	$21.68
SPSVCAFCS24/XX/XXX	S24" Variable 90 Degree Corner Post	$22.93
SPSVCAFCS30/XX/XXX	S30" Variable 90 Degree Corner Post	$23.55
SPSVCTFCS06/XX/XXX	S6" Variable 3T Post	$19.21
SPSVCTFCS12/XX/XXX	S12" Variable 3T Post	$19.84
SPSVCTFCS14/XX/XXX	S14" Variable 3T Post	$20.31
SPSVCTFCS18/XX/XXX	S18" Variable 3T Post	$20.44
SPSVCTFCS24/XX/XXX	S24" Variable 3T Post	$21.07
SPSVCTFCS30/XX/XXX	S30" Variable 3T Post	$21.68
SPSVEORS06.XX	Variable End Of Run Stackable Panel S6"	$1.87
SPSVEORS12.XX	Variable End Of Run Stackable Panel S12"	$2.45
SPSVEORS18.XX	Variable End Of Run Stackable Panel S18"	$3.26
SPSVEORS24.XX	Variable End Of Run Stackable Panel S24"	$4.18
SPSVEORS30.XX	Variable End Of Run Stackable Panel S30"	$4.58
SPVCAC.I.S06.XX	Variable 90 Degree Corner Inside S6"	$2.13
SPVCAC.I.S12.XX	Variable 90 Degree Corner Inside S12"	$2.72
SPVCAC.I.S14.XX	Variable 90 Degree Corner Inside S14"	$3.27
SPVCAC.I.S18.XX	Variable 90 Degree Corner Inside S18"	$3.42
SPVCAC.I.S24.XX	Variable 90 Degree Corner Inside S24"	$4.18
SPVCAC.I.S30.XX	Variable 90 Degree Corner Inside S30"	$4.84
SPVCAC.O.S06	Variable 90 Degree Corner Outside S6"	$1.74
SPVCAC.O.S12	Variable 90 Degree Corner Outside S12"	$2.15
SPVCAC.O.S14	Variable 90 Degree Corner Outside S14"	$2.58
SPVCAC.O.S18	Variable 90 Degree Corner Outside S18"	$2.72
SPVCAC.O.S24	Variable 90 Degree Corner Outside S24"	$3.42

NEW YORK SYSTEM XXI COMPONENT PRICE LIST

Date: 8/2/2022

Part Number	Description	Unit Price
SPVCAC.O.S30	Variable 90 Degree Corner Outside S30"	$3.52
SPVCTC.I.S06.XX	Variable T-Post Corner Inside S6"	$1.61
SPVCTC.I.S12.XX	Variable T-Post Corner Inside S12"	$2.07
SPVCTC.I.S14.XX	Variable T-Post Corner Inside S14"	$2.51
SPVCTC.I.S18.XX	Variable T-Post Corner Inside S18"	$2.61
SPVCTC.I.S24.XX	Variable T-Post Corner Inside S24"	$3.23
SPVCTC.I.S30.XX	Variable T-Post Corner Inside S30"	$3.74
SPVCTC.O.S06	Variable T-Post Corner Outside S6"	$1.09
SPVCTC.O.S12	Variable T-Post Corner Outside S12"	$1.27
SPVCTC.O.S14	Variable T-Post Corner Outside S14"	$1.40
SPVCTC.O.S18	Variable T-Post Corner Outside S18"	$1.45
SPVCTC.O.S24	Variable T-Post Corner Outside S24"	$1.65
SPVCTC.O.S30	Variable T-Post Corner Outside S30"	$2.05
ST.CMH	Cable Hook KD Painted	$10.52
ST.FDUC	U-Clip Flipper Door KD	$5.27
ST.ID.1	Paper Management ID Clips - 1 Pack	$0.98
ST.ID.6	Paper Management ID Clips- 6 Pack	$3.45
ST.IDS.1	Paper Management Slanted ID Clips- 1 Pack	$0.98
ST.IDS.6	Paper Management Slanted ID Clips- 6 Pack	$3.45
ST.NPH	Name Plate Holder	$4.09
ST.PL.XX	Panel Foot	$57.29
ST.PSK	Panel Stiffener Kit KD	$12.28
ST.SD.XX	Shelf Divider	$14.03
ST.TBB.2412	24" x 12" Tackboard With Backer	$28.90
ST.TBB.2416	24" x 16" Tackboard With Backer	$30.25
ST.TBB.2430	24" x 30" Tackboard With Backer	$39.16
ST.TBB.2448	24" x 48" Tackboard With Backer	$45.58
ST.TBB.3012	30" x 12" Tackboard With Backer	$32.90
ST.TBB.3016	30" x 16" Tackboard With Backer	$34.57
ST.TBB.3030	30" x 30" Tackboard With Backer	$41.64
ST.TBB.3048	30" x 48" Tackboard With Backer	$48.73
ST.TBB.3612	36" x 12" Tackboard With Backer	$34.91
ST.TBB.3616	36" x 16" Tackboard With Backer	$35.79
ST.TBB.3630	36" x 30" Tackboard With Backer	$44.28
ST.TBB.3648	36" x 48" Tackboard With Backer	$54.11
ST.TBB.4212	42" x 12" Tackboard With Backer	$35.66
ST.TBB.4216	42" x 16" Tackboard With Backer	$40.62
ST.TBB.4230	42" x 30" Tackboard With Backer	$47.95
ST.TBB.4248	42" x 48" Tackboard With Backer	$60.03
ST.TBB.4812	48" x 12" Tackboard With Backer	$39.01
ST.TBB.4816	48" x 16" Tackboard With Backer	$43.04
ST.TBB.4830	48" x 30" Tackboard With Backer	$50.70
ST.TBB.4848	48" x 48" Tackboard With Backer	$62.79
ST.TBB.5412	54" x 12" Tackboard With Backer	$40.21
ST.TBB.5416	54" x 16" Tackboard With Backer	$44.55
ST.TBB.5430	54" x 30" Tackboard With Backer	$54.55
ST.TBB.5448	54" x 48" Tackboard With Backer	$67.26
ST.TBB.6012	60" x 12" Tackboard With Backer	$41.39
ST.TBB.6016	60" x 16" Tackboard With Backer	$46.05
ST.TBB.6030	60" x 30" Tackboard With Backer	$58.40
ST.TBB.6048	60" x 48" Tackboard With Backer	$71.72
ST.VPM.XX	Vertical Paper Management	$63.21
ST-DRL36L/XX/XX	36" Locking Left Opening Laminate Door	$771.67
ST-DRL36N/XX/XX	36" Non-Locking Right Opening Laminate Door	$724.91
ST-DRL42L/XX/XX	42" Locking Left Opening Laminate Door	$789.21

NEW YORK SYSTEM XXI COMPONENT PRICE LIST

Date: 8/2/2022

Part Number	Description	Unit Price
ST-DRL42LV/XX/XX	42" Locking Left Opening Veneer Door	$789.21
ST-DRL42N/XX/XX	42" Non-Locking Left Opening Laminate Door	$742.44
ST-DRL42NV/XX/XX	42" Non-Locking Left Opening Veneer Door	$742.44
ST-DRR36L/XX/XX	36" Locking Right Opening Laminate Door	$771.67
ST-DRR36N/XX/XX	36" Non-Locking Right Opening Laminate Door	$724.91
ST-DRR42L/XX/XX	42" Locking Right Opening Laminate Door	$789.21
ST-DRR42LV/XX/XX	42" Locking Right Opening Veneer Dooreneer	$789.21
ST-DRR42N/XX/XX	42" Non-Locking Right Opening Laminate Door	$742.44
ST-DRR42NV/XX/XX	42" Non-Locking Right Opening Veneer Door	$742.44
ST-EDRL42L/XX/XXX	42" Locking Left Opening ERP Laminate Door	$789.21
ST-EDRL42N/XX/XXX	42" Non-Locking Left Opening ERP Laminate Door	$742.44
ST-EDRR42L/XX/XXX	42" Locking Right Opening ERP Laminate Door	$789.21
ST-EDRR42N/XX/XXX	42" Non-Locking Right Opening ERP Laminate Door	$742.44
STWSSP/2026/DL/XXX/XX	20" x 26" Left Support Panel (Wood Only)	$64.10
STWSSP/2026/DR/XXX/XX	20" x 26" Right Support Panel (Wood Only)	$64.10
STWSSP/2029/DL/XXX/XX	20" x 29" Left Support Panel (Wood Only)	$72.02
STWSSP/2029/DR/XXX/XX	20" x 29" Right Support Panel (Wood Only)	$72.02
STWSSP/2426/DL/XXX/XX	24" x 26" Left Support Panel (Wood Only)	$67.18
STWSSP/2426/DR/XXX/XX	24" x 26" Right Support Panel (Wood Only)	$67.18
STWSSP/2429/DL/XXX/XX	24" x 29" Left Support Panel (Wood Only)	$74.45
STWSSP/2429/DR/XXX/XX	24" x 29" Right Support Panel (Wood Only)	$74.45
STWSSP/3026/DL/XXX/XX	30" x 26" Left Support Panel (Wood Only)	$70.01
STWSSP/3026/DR/XXX/XX	30" x 26" Right Support Panel (Wood Only)	$70.01
STWSSP/3029/DL/XXX/XX	30" x 29" Left Support Panel (Wood Only)	$77.89
STWSSP/3029/DR/XXX/XX	30" x 29" Right Support Panel (Wood Only)	$77.89
STWSSPL/2026/DL/XXX/XX	20" x 26" Left Support Panel (Wood Only) Lam/Lam	$64.10
STWSSPL/2026/DR/XXX/XX	20" x 26" Right Support Panel (Wood Only) Lam/Lam	$64.10
STWSSPL/2029/DL/XXX/XX	20" x 29" Left Support Panel (Wood Only) Lam/Lam	$72.02
STWSSPL/2029/DR/XXX/XX	20" x 29" Right Support Panel (Wood Only) Lam/Lam	$72.02
STWSSPL/2426/DL/XXX/XX	24" x 26" Left Support Panel (Wood Only) Lam/Lam	$67.18
STWSSPL/2426/DR/XXX/XX	24" x 26" Right Support Panel (Wood Only) Lam/Lam	$67.18
STWSSPL/2429/DL/XXX/XX	24" x 29" Left Support Panel (Wood Only) Lam/Lam	$74.45
STWSSPL/2429/DR/XXX/XX	24" x 29" Right Support Panel (Wood Only) Lam/Lam	$74.45
STWSSPL/3026/DL/XXX/XX	30" x 26" Left Support Panel (Wood Only) Lam/Lam	$70.01
STWSSPL/3026/DR/XXX/XX	30" x 26" Right Support Panel (Wood Only) Lam/Lam	$70.01
STWSSPL/3029/DL/XXX/XX	30" x 29" Left Support Panel (Wood Only) Lam/Lam	$77.89
STWSSPL/3029/DR/XXX/XX	30" x 29" Right Support Panel (Wood Only) Lam/Lam	$77.89
T4EPR.24.XX	24" Retrofit Kit 10 Wire 442	$54.66
T4EPR.30.XX	30" Retrofit Kit 10 Wire 442	$57.26
T4EPR.36.XX	36" Retrofit Kit 10 Wire 442	$59.86
T4EPR.42.XX	42" Retrofit Kit 10 Wire 442	$62.45
T4EPR.48.XX	48" Retrofit Kit 10 Wire 442	$65.06
T4EPR.54.XX	54" Retrofit Kit 10 Wire 442	$67.67
T4EPR.60.XX	60" Retrofit Kit 10 Wire 442	$70.28
T4NYBF.72.XX	10 Wire Base Feed New York 442	$192.11
T4NYTF.216	10 Wire Top Feed New York 442	$198.29
T6NYBF.72.XX	10 Wire Base Feed New York 622	$192.11
T6NYTF.216	10 Wire Top Feed New York 622	$198.29
TLT5.18.X	Tasklight T5 18" - Black	$39.62
TLT5.24.X	Tasklight T5 24" - Black	$42.36
TLT5.36.X	Tasklight T5 36" - Black	$47.84
TLT5.48.X	Tasklight T5 48" - Black	$53.29
TPOMPM	Off Module Panel Connector Kit	$30.89
TURBO.B	Turbo Task Light 35 Watt 30" Arm Black	$156.16
TWC.XX.X	Two Way Top Cap	$0.42

NEW YORK SYSTEM XXI COMPONENT PRICE LIST

Date: 8/2/2022

Part Number	Description	Unit Price
ULSR24/X1/PM/RAW	24" Low Shelf - Panel Mount/On Module - Raw	$75.59
ULSR24/X1/PM/XX	24" Low Shelf - Panel Mount/On Module	$103.95
ULSR30/X1/PM/RAW	30" Low Shelf - Panel Mount/On Module - Raw	$76.84
ULSR30/X1/PM/XX	30" Low Shelf - Panel Mount/On Module	$107.26
ULSR36/X1/PM/RAW	36" Low Shelf - Panel Mount/On Module - Raw	$78.08
ULSR36/X1/PM/XX	36" Low Shelf - Panel Mount/On Module	$110.77
ULSR42/X1/PM/RAW	42" Low Shelf - Panel Mount/On Module - Raw	$80.57
ULSR42/X1/PM/XX	42" Low Shelf - Panel Mount/On Module	$117.80
ULSR48/X1/PM/RAW	48" Low Shelf - Panel Mount/On Module - Raw	$85.52
ULSR48/X1/PM/XX	48" Low Shelf - Panel Mount/On Module	$124.25
ULSR54/X1/PM/RAW	54" Low Shelf - Panel Mount/On Module - Raw	$91.71
ULSR54/X1/PM/XX	54" Low Shelf - Panel Mount/On Module	$138.04
ULSR60/X1/PM/RAW	60" Low Shelf - Panel Mount/On Module - Raw	$101.63
ULSR60/X1/PM/XX	60" Low Shelf - Panel Mount/On Module	$146.37
URSR24/X1/PM/RAW	24" Regular Shelf - Panel Mount/On Module - Raw	$76.84
URSR24/X1/PM/XX	24" Regular Shelf - Panel Mount/On Module	$105.25
URSR30/X1/PM/RAW	30" Regular Shelf - Panel Mount/On Module - Raw	$78.08
URSR30/X1/PM/XX	30" Regular Shelf - Panel Mount/On Module	$112.07
URSR36/X1/PM/RAW	36" Regular Shelf - Panel Mount/On Module - Raw	$79.32
URSR36/X1/PM/XX	36" Regular Shelf - Panel Mount/On Module	$115.59
URSR42/X1/PM/RAW	42" Regular Shelf - Panel Mount/On Module - Raw	$81.80
URSR42/X1/PM/XX	42" Regular Shelf - Panel Mount/On Module	$119.77
URSR48/X1/PM/RAW	48" Regular Shelf - Panel Mount/On Module - Raw	$87.99
URSR48/X1/PM/XX	48" Regular Shelf - Panel Mount/On Module	$128.67
URSR54/X1/PM/RAW	54" Regular Shelf - Panel Mount/On Module - Raw	$95.43
URSR54/X1/PM/XX	54" Regular Shelf - Panel Mount/On Module	$142.47
URSR60/X1/PM/RAW	60" Regular Shelf - Panel Mount/On Module - Raw	$102.87
URSR60/X1/PM/XX	60" Regular Shelf - Panel Mount/On Module	$147.15
V.12.0910	#10-24 x 1/4 PPHTS (Flip DR)	$0.18
VNOF24/X1/XX/XXXXX	24" Upholsterable UpperDoor VenusOverhead-PanelMnt Pass Thru(FG)	$346.31
VNOF30/X1/XX/XXXXX	30" Upholsterable UpperDoor VenusOverhead-PanelMnt Pass Thru(FG)	$354.11
VNOF36/X1/XX/XXXXX	36" Upholsterable UpperDoor VenusOverhead-PanelMnt Pass Thru(FG)	$369.69
VNOF42/X1/XX/XXXXX	42" Upholsterable UpperDoor VenusOverhead-PanelMnt Pass Thru(FG)	$384.16
VNOF48/X1/XX/XXXXX	48" Upholsterable UpperDoor VenusOverhead-PanelMnt Pass Thru(FG)	$407.56
VNOF54/X1/XX/XXXXX	54" Upholsterable UpperDoor VenusOverhead-PanelMnt Pass Thru(FG)	$447.64
VNOF60/X1/XX/XXXXX	60" Upholsterable UpperDoor VenusOverhead-PanelMnt Pass Thru(FG)	$486.61
VNOL24/X1/XX/LXX/EXX/M	24" Laminate Upper Door Venus Overhead - Panel Mount	$342.97
VNOL30/X1/XX/LXX/EXX/M	30" Laminate Upper Door Venus Overhead - Panel Mount	$355.22
VNOL36/X1/XX/LXX/EXX/M	36" Laminate Upper Door Venus Overhead - Panel Mount	$367.47
VNOL42/X1/XX/LXX/EXX/M	42" Laminate Upper Door Venus Overhead - Panel Mount	$390.85
VNOL48/X1/XX/LXX/EXX/M	48" Laminate Upper Door Venus Overhead - Panel Mount	$410.89
VNOL54/X1/XX/LXX/EXX/M	54" Laminate Upper Door Venus Overhead - Panel Mount	$484.39
VNOL60/X1/XX/LXX/EXX/M	60" Laminate Upper Door Venus Overhead - Panel Mount	$521.13
VNOS24/X1/XX/UXX/M	24" Solid Upper Door Venus Overhead-Panel Mount Pass Thru (FG)	$312.90
VNOS30/X1/XX/UXX/M	30" Solid Upper Door Venus Overhead-Panel Mount Pass Thru (FG)	$319.58
VNOS36/X1/XX/UXX/M	36" Solid Upper Door Venus Overhead-Panel Mount Pass Thru (FG)	$334.06
VNOS42/X1/XX/UXX/M	42" Solid Upper Door Venus Overhead-Panel Mount Pass Thru (FG)	$347.42
VNOS48/X1/XX/UXX/M	48" Solid Upper Door Venus Overhead-Panel Mount Pass Thru (FG)	$369.69
VNOS54/X1/XX/UXX/M	54" Solid Upper Door Venus Overhead-Panel Mount Pass Thru (FG)	$405.32
VNOS60/X1/XX/UXX/M	60" Solid Upper Door Venus Overhead-Panel Mount Pass Thru (FG)	$442.07
W9024/BN/XXX/XX/TO	16" x 24" 90 Degree CounterTop BN Worksurface - Top Only	$105.23
W9030/BN/XXX/XX/TO	16" x 30" 90 Degree CounterTop BN Worksurface - Top Only	$140.31
W9036/BN/XXX/XX/TO	16" x 36" 90 Degree CounterTop BN Worksurface - Top Only	$157.84
WC243624/74P/XXX/XX/TO	24"x36"x24" Crvlnr 90 Degree Crnr 74P Worksurface-Top Only	$153.46
WC244224/74P/XXX/XX/TO	24"x42"x24" Crvlnr 90 Degree Crnr 74P Worksurface-Top Only	$171.87

NEW YORK SYSTEM XXI COMPONENT PRICE LIST

Date: 8/2/2022

Part Number	Description	Unit Price
WC244230/74P/XXX/XX/TO	24"x42"x30" Crvlnr 90 Degree Crnr 74P Worksurface-Top Only	$178.00
WC244824/74P/XXX/XX/TO	24"x48"x24" Crvlnr 90 Degree Crnr 74P Worksurface-Top Only	$208.71
WC244830/74P/XXX/XX/TO	24"x48"x30" Crvlnr 90 Degree Crnr 74P Worksurface-Top Only	$214.85
WC303630/74P/XXX/XX/TO	30"x36"x30" Crvlnr 90 Degree Crnr 74P Worksurface-Top Only	$153.46
WC304224/74P/XXX/XX/TO	30"x42"x24" Crvlnr 90 Degree Crnr 74P Worksurface-Top Only	$171.87
WC304230/74P/XXX/XX/TO	30"x42"x30" Crvlnr 90 Degree Crnr 74P Worksurface-Top Only	$178.00
WC304824/74P/XXX/XX/TO	30"x48"x24" Crvlnr 90 Degree Crnr 74P Worksurface-Top Only	$208.71
WC304830/74P/XXX/XX/TO	30"x48"x30" Crvlnr 90 Degree Crnr 74P Worksurface-Top Only	$214.85
WCCT24/BN/XX/XXX/TO	16" x 24" Curved CounterTop - Top Only	$99.38
WCCTWC24/74P/XXX/XX/TO	16" x 24" Curved Wheelchair 74P Worksurface - Top Only	$115.10
WCCTWC24/BN/XXX/XX/TO	16" x 24" Curved Wheelchair BN Worksurface - Top Only	$99.38
WCE2551/BN/XXX/XX/TO	25" x 51" Conference End BN Worksurface - Top Only	$135.05
WCE3151/BN/XXX/XX/TO	31" x 51" Conference End BN Worksurface - Top Only	$147.33
WCE3163/BN/XXX/XX/TO	31" x 63" Conference End BN Worksurface - Top Only	$190.28
WCE3763/BN/XXX/XX/TO	37" x 63" Conference End BN Worksurface - Top Only	$208.71
WCTWC9024/BN/XX/XXX/TO	16" x 24" 90 Degree Wheelchair BN Worksurface-Top Only	$111.08
WCTWC9030/BN/XX/XXX/TO	16" x 30" 90 Degree Wheelchair BN Worksurface-Top Only	$140.31
WCTWC9036/BN/XX/XXX/TO	16" x 36" 90 Degree Wheelchair BN Worksurface-Top Only	$152.01
WDC244224/74P/XXX/XX/TO	24"x42"x24" Dual Crvlnr 90 Degree 74P Wksf-Top Only	$153.46
WDC244824/74P/XXX/XX/TO	24"x48"x24" Dual Crvlnr 90 Degree 74P Wksf-Top Only	$159.61
WDC304830/74P/XXX/XX/TO	30"x48"x30" Dual Crvlnr 90 Degree 74P Wksf-Top Only	$162.05
WMCB2424.74P	24" x 24" Corner Bookshelf, 74P Edge, Top Only	$112.60
WMCB2424.BN	24" x 24" Corner Bookshelf, BN Edge, Top Only	$93.10
WMCB3030.74P	30" x 30" Corner Bookshelf, 74P Edge, Top Only	$136.28
WMCB3030.BN	30" x 30" Corner Bookshelf, BN Edge, Top Only	$116.50
WMCB3636.74P	36" x 36" Corner Bookshelf, 74P Edge, Top Only	$186.45
WMCB3636.BN	36" x 36" Corner Bookshelf, BN Edge, Top Only	$151.62
WMCB4242.74P	42" x 42" Corner Bookshelf, 74P Edge, Top Only	$208.64
WMCB4242.BN	42" x 42" Corner Bookshelf, BN Edge, Top Only	$176.97
WMCB4848.74P	48" x 48" Corner Bookshelf, 74P Edge, Top Only	$230.54
WMCB4848.BN	48" x 48" Corner Bookshelf, BN Edge, Top Only	$199.35
WMCT24/BN/XX/XXX/TO	16" x 24" ADA CounterTop - Rectangular	$61.96
WMCT30/BN/XX/XXX/TO	16" x 30" ADA CounterTop - Rectangular	$72.50
WMCT36/BN/XX/XXX/TO	16" x 36" ADA CounterTop - Rectangular	$78.34
WMCT42/BN/XX/XXX/TO	16" x 42" ADA CounterTop - Rectangular	$83.01
WMCT48/BN/XX/XXX/TO	16" x 48" ADA CounterTop - Rectangular	$86.53
WMCT54/BN/XX/XXX/TO	16" x 54" ADA CounterTop - Rectangular	$95.88
WMCT60/BN/XX/XXX/TO	16" x 60" ADA CounterTop - Rectangular	$99.38
WMCT66/BN/XX/XXX/TO	16" x 66" ADA CounterTop - Rectangular	$116.92
WMCT72/BN/XX/XXX/TO	16" x 72" ADA CounterTop - Rectangular	$122.77
WMCT78/BN/XX/XXX/TO	16" x 78" ADA CounterTop - Rectangular	$128.61
WMCT84/BN/XX/XXX/TO	16" x 84" ADA CounterTop - Rectangular	$152.01
WPP244860/L/74P/XXX/XX/TO	24"x48"x60" Piano Peninsula 74P Worksurface (L)-Top Only	$227.12
WPP244860/R/74P/XXX/XX/TO	24"x48"x60" Piano Peninsula 74P Worksurface (R)-Top Only	$227.12
WPP244872/L/74P/XXX/XX/TO	24"x48"x72" Piano Peninsula 74P Worksurface (L)-Top Only	$304.45
WPP244872/R/74P/XXX/XX/TO	24"x48"x72" Piano Peninsula 74P Worksurface (R)-Top Only	$304.45
WPP304872/L/74P/XXX/XX/TO	30"x48"x72" Piano Peninsula 74P Worksurface (L)-Top Only	$313.06
WPP304872/R/74P/XXX/XX/TO	30"x48"x72" Piano Peninsula 74P Worksurface (R)-Top Only	$313.06
WPT244860/L/74P/XXX/XX/TO	24"x48"x60" "P" Shaped Pnsla 74P Worksurface (L)-Top Only	$267.64
WPT244860/R/74P/XXX/XX/TO	24"x48"x60" "P" Shaped Pnsla 74P Worksurface (R)-Top Only	$267.64
WPT244872/L/74P/XXX/XX/TO	24"x48"x72" "P" Shaped Pnsla 74P Worksurface (L)-Top Only	$325.33
WPT244872/R/74P/XXX/XX/TO	24"x48"x72" "P" Shaped Pnsla 74P Worksurface (R)-Top Only	$325.33
WPT304872/L/74P/XXX/XX/TO	30"x48"x72" "P" Shaped Pnsla 74P Worksurface (L)-Top Only	$331.47
WPT304872/R/74P/XXX/XX/TO	30"x48"x72" "P" Shaped Pnsla 74P Worksurface (R)-Top Only	$331.47
WSG.XX.X	3" Round Grommet	$2.88

NEW YORK SYSTEM XXI COMPONENT PRICE LIST

Date: 8/2/2022

Part Number	Description	Unit Price
WSS244860/L/74P/XXX/XX/TO	24" x 48" x 60" Square Shoe 74P Worksurface (L) - Top Only	$227.22
WSS244860/R/74P/XXX/XX/TO	24" x 48" x 60" Square Shoe 74P Worksurface (R) - Top Only	$227.22
WSS244866/L/74P/XXX/XX/TO	24" x 48" x 66" Square Shoe 74P Worksurface (L) - Top Only	$260.37
WSS244866/R/74P/XXX/XX/TO	24" x 48" x 66" Square Shoe 74P Worksurface (R) - Top Only	$260.37
WSS244872/L/74P/XXX/XX/TO	24" x 48" x 72" Square Shoe 74P Worksurface (L) - Top Only	$265.28
WSS244872/R/74P/XXX/XX/TO	24" x 48" x 72" Square Shoe 74P Worksurface (R) - Top Only	$265.28
WSS244884/L/74P/XXX/XX/TO	24" x 48" x 84" Square Shoe 74P Worksurface (L) - Top Only	$287.38
WSS244884/R/74P/XXX/XX/TO	24" x 48" x 84" Square Shoe 74P Worksurface (R) - Top Only	$287.38
WSS304866/L/74P/XXX/XX/TO	30" x 48" x 66" Square Shoe 74P Worksurface (L) - Top Only	$264.05
WSS304866/R/74P/XXX/XX/TO	30" x 48" x 66" Square Shoe 74P Worksurface (R) - Top Only	$264.05
WSS304872/L/74P/XXX/XX/TO	30" x 48" x 72" Square Shoe 74P Worksurface (L) - Top Only	$270.19
WSS304872/R/74P/XXX/XX/TO	30" x 48" x 72" Square Shoe 74P Worksurface (R) - Top Only	$270.19
WSS304884/L/74P/XXX/XX/TO	30" x 48" x 84" Square Shoe 74P Worksurface (L) - Top Only	$293.52
WSS304884/R/74P/XXX/XX/TO	30" x 48" x 84" Square Shoe 74P Worksurface (R) - Top Only	$293.52
WWM.X	Worksurface Wire Manager	$6.14

STANDARD LAMINATE PRICE LIST

Ref.	Description	Part Number	Color #	Finish	Price per Square Ft
LBQ	BELAIR	3.3082346size	8234	60	$0.97
LBT	BILTMORE CHERRY	3.30792438size	7924	38	$0.97
LBW	BRIGHTON WALNUT	3.30792238size	7922	38	$0.97
LCA	CANYON ZEPHYR	3.30484260size	4842	60	$0.97
LCO	CASTLE OAK	3.30792838size	7928	38	$0.97
LCU	CASUAL LINEN	3.30494438size	4944	38	$0.97
LCX	CHERRY STORM	3.30705460size	7054	60	$0.97
LCI	CLASSIC LINEN	3.30494338size	4943	38	$0.97
LCL	CLOUD ZEPHYR	3.30485660size	4856	60	$0.97
LCC	COCOBALA	3.30794238size	7942	38	$0.97
LRI	CRISP LINEN	3.30494238size	4942	38	$0.97
LDZ	DESERT ZEPHYR	3.30484160size	4841	60	$0.97
LDG	DOVE GREY	3.30D9260size	D92	60	$0.97
LIL	FIRED STEEL	3.30499460size	4994	60	$0.97
LXF	FLAX LINEN	3.30499038size	4990	38	$0.97
LFC	FLORENCE WALNUT	3.30799338size	7993	38	$0.97
LOL	FORGED STEEL	3.30499560size	4995	60	$0.97
LFH	FRISTON ASH	3.30822960size	8229	60	$0.97
LFW	FROSTY WHITE	3.30157360size	1573	60	$0.97
LGN	GRAPHITE NEBULA	3.30462360size	4623	60	$0.97
LGE	GREY	3.30150060size	1500	60	$0.97
LHE	HIGH RISE	3.30499638size	4996	38	$0.97
LHY	HOLLYBERRY	3.30D30760size	D3071	60	$0.97
LIH	IRISH LINEN	3.30499338size	4993	38	$0.97
LID	ISLAND	3.30D49860size	D498	60	$0.97

STANDARD LAMINATE PRICE LIST

Ref.	Description	Part Number	Color #	Finish	Price per Square Ft
LIT	ITALIAN SILVER ASH	3.30821738size	8217	38	$0.97
LKM	KENSINGTON MAPLE	3.301077660size	10776	60	$0.97
LLB	LAPIS BLUE	3.30D41760size	D417	60	$0.97
LMK	MARKERBOARD WHITE	3.3045990size	459	90	$2.21
LMR	MISTED ZEPHYR	3.30484360size	4843	60	$0.97
LMT	MONTICELLO MAPLE	3.30792538size	7925	38	$0.97
LNV	NICKEL EVOLV	3.30481360size	4813	60	$0.97
LNA	NORTH SEA	3.30D9060size	D90	60	$0.97
LON	OCEAN	3.30D50260size	D502	60	$0.97
LPB	PEARL BISQUE	3.42D4857size	D485	7	$1.63
LPS	PEARL SILVER	3.42D4877size	D487	7	$1.63
LPR	PRESSED LINEN	3.30499138size	4991	38	$0.97
LRY	RIVER CHERRY	3.30793738size	7937	38	$0.97
LRG	RUGGED LINEN	3.30498938size	4989	38	$0.97
LSS	SATIN STAINLESS	3.4248307size	4830	7	$1.28
LSR	SHADOW ZEPHYR	3.30485760size	4857	60	$0.97
LSV	SILICON EVOLV	3.30481160size	4811	60	$0.97
LBK	STANDARD BLACK	3.30159560size	1595	60	$0.97
LAZ	STERLING ASH	3.30799538size	7995	38	$0.97
LTL	TAILORED LINEN	3.30499238size	4992	38	$0.97
LTV	TITANIUM EVOLV	3.30481060size	4810	60	$0.97
LWL	WHITE NEBULA	3.30462160size	4621	60	$0.97
LWN	WHITE SAND	3.30D40360size	D403	60	$0.97
LWY	WINDSOR MAHOGANY	3.30703938size	7039	38	$0.97

NEW YORK T-4 MODEL PRICE LIST

Date: 8/2/2022

SSA T-4 TABLE BASES

Model Number	Description	Price
CIGE3358.FOXX	33" x 58" Genesis Fully Adj Worksurface Table Base	$1,010.14
CIGE3470.FOXX	34" x 70" Genesis Fully Adj Worksurface Table Base	$1,010.14
CIGE4158.FOXX	34" x 70" Genesis Fully Adj Worksurface Table Base	$1,010.14
CIGE902240.FOXX	22" x 40" Genesis Fully Adj Corner Worksurface Table Base	$1,010.14
CIGE902846.FOXX	28" x 46" Genesis Fully Adj Corner Worksurface Table Base	$1,010.14

CRANK ADJUSTABLE TABLES (BASE ONLY)

REDUC SQUARE SHOE CRANK HGT-SINGLE LEFT (BASE ONLY)

GSSH	***T-4 Reduction Crank Adj Square Shoe Left 22"-33"***
24544830S	***Size (S = Single Surface)***
CR	***Crank Height Adjustable***
BO	***Base Only***
N, L, R, B	***PowerUp Module(N=None, L=Left-add $35, R=Right-add $35, B=Both L/R-add $70)***
NM, LM, RM, WM	***Modesty Panel(NM=None, LM=Left-add $70, RM=Right-add $70, WM=Both L/R-add $140)***
NW, WL, WR, WW	***Wire Trough(NW=None, WL=Left-add $165, WR=Right-add $165, WW=Both L/R-add $330)***
XX/EXX	***Base Color / Edge & Powerup Color***
NOTE:	***Wire Trough & Modesty Panel should not be ordered together on adjustable tables***
FAMILY NAME:	***GSSHBO***

Model Number	Description	Price
GSSH24544830S/CR/BO/N/NM/NW/XX/EXX	Red SqrShoe CrkAdj Lft,Sngl,NoPUMod,NoWW,NoMP BaseOnly	$510.94
GSSH24604830S/CR/BO/N/NM/NW/XX/EXX	Red SqrShoe CrkAdj Lft,Sngl,NoPUMod,NoWW,NoMP BaseOnly	$521.47
GSSH24664830S/CR/BO/N/NM/NW/XX/EXX	Red SqrShoe CrkAdj Lft,Sngl,NoPUMod,NoWW,NoMP BaseOnly	$548.35
GSSH24724830S/CR/BO/N/NM/NW/XX/EXX	Red SqrShoe CrkAdj Lft,Sngl,NoPUMod,NoWW,NoMP BaseOnly	$564.73
GSSH24844830S/CR/BO/N/NM/NW/XX/EXX	Red SqrShoe CrkAdj Lft,Sngl,NoPUMod,NoWW,NoMP BaseOnly	$575.25
GSSH30544824S/CR/BO/N/NM/NW/XX/EXX	Red SqrShoe CrkAdj Lft,Sngl,NoPUMod,NoWW,NoMP BaseOnly	$510.94
GSSH30604824S/CR/BO/N/NM/NW/XX/EXX	Red SqrShoe CrkAdj Lft,Sngl,NoPUMod,NoWW,NoMP BaseOnly	$521.47
GSSH30664824S/CR/BO/N/NM/NW/XX/EXX	Red SqrShoe CrkAdj Lft,Sngl,NoPUMod,NoWW,NoMP BaseOnly	$548.35
GSSH30724824S/CR/BO/N/NM/NW/XX/EXX	Red SqrShoe CrkAdj Lft,Sngl,NoPUMod,NoWW,NoMP BaseOnly	$564.73
GSSH30844824S/CR/BO/N/NM/NW/XX/EXX	Red SqrShoe CrkAdj Lft,Sngl,NoPUMod,NoWW,NoMP BaseOnly	$575.25

REDUC SQUARE SHOE CRANK HGT-SINGLE RIGHT (BASE ONLY)

GSSH	***T-4 Reduction Crank Adj Square Shoe Right 22"-33"***
24485430S	***Size (S = Single Surface)***
CR	***Crank Height Adjustable***
BO	***Base Only***
N, L, R, B	***PowerUp Module(N=None, L=Left-add $35, R=Right-add $35, B=Both L/R-add $70)***
NM, LM, RM, WM	***Modesty Panel(NM=None, LM=Left-add $70, RM=Right-add $70, WM=Both L/R-add $140)***
NW, WL, WR, WW	***Wire Trough(NW=None, WL=Left-add $165, WR=Right-add $165, WW=Both L/R-add $330)***
XX/EXX	***Base Color / Edge & Powerup Color***
NOTE:	***Wire Trough & Modesty Panel should not be ordered together on adjustable tables***
FAMILY NAME:	***GSSHBO***

Model Number	Description	Price
GSSH24485430S/CR/BO/N/NM/NW/XX/EXX	Red SqrShoe CrkAdj Rgt,Sngl,NoPUMod,NoWW,NoMP BaseOnly	$510.94
GSSH24486030S/CR/BO/N/NM/NW/XX/EXX	Red SqrShoe CrkAdj Rgt,Sngl,NoPUMod,NoWW,NoMP BaseOnly	$521.47
GSSH24486630S/CR/BO/N/NM/NW/XX/EXX	Red SqrShoe CrkAdj Rgt,Sngl,NoPUMod,NoWW,NoMP BaseOnly	$548.35
GSSH24487230S/CR/BO/N/NM/NW/XX/EXX	Red SqrShoe CrkAdj Rgt,Sngl,NoPUMod,NoWW,NoMP BaseOnly	$564.73
GSSH24488430S/CR/BO/N/NM/NW/XX/EXX	Red SqrShoe CrkAdj Rgt,Sngl,NoPUMod,NoWW,NoMP BaseOnly	$575.25
GSSH30485424S/CR/BO/N/NM/NW/XX/EXX	Red SqrShoe CrkAdj Rgt,Sngl,NoPUMod,NoWW,NoMP BaseOnly	$510.94
GSSH30486024S/CR/BO/N/NM/NW/XX/EXX	Red SqrShoe CrkAdj Rgt,Sngl,NoPUMod,NoWW,NoMP BaseOnly	$521.47

GSSH30486624S/CR/BO/N/NM/NW/XX/EXX	Red SqrShoe CrkAdj Rgt,Sngl,NoPUMod,NoWW,NoMP BaseOnly	$548.35
GSSH30487224S/CR/BO/N/NM/NW/XX/EXX	Red SqrShoe CrkAdj Rgt,Sngl,NoPUMod,NoWW,NoMP BaseOnly	$564.73
GSSH30488424S/CR/BO/N/NM/NW/XX/EXX	Red SqrShoe CrkAdj Rgt,Sngl,NoPUMod,NoWW,NoMP BaseOnly	$575.25

REDUC SQUARE SHOE CRANK HGT-DUAL LEFT (BASE ONLY)

GSSH	***T-4 Reduction Crank Adj Square Shoe Left 22"-33"***
24544830D	***Size (D = Dual Surface)***
CR	***Crank Height Adjustable***
BO	***Base Only***
N, L, R, B	***PowerUp Module(N=None, L=Left-add $35, R=Right-add $35, B=Both L/R-add $70)***
NM, LM, RM, WM	***Modesty Panel(NM=None, LM=Left-add $70, RM=Right-add $70, WM=Both L/R-add $140)***
NW, WL, WR, WW	***Wire Trough(NW=None, WL=Left-add $165, WR=Right-add $165, WW=Both L/R-add $330)***
XX/EXX	***Base Color / Edge & Powerup Color***
NOTE:	***Wire Trough & Modesty Panel should not be ordered together on adjustable tables***
FAMILY NAME:	***GSSHBO***

Model Number	Description	Price
GSSH24544830D/CR/BO/N/NM/NW/XX/EXX	Red SqrShoe CrkAdj Lft Dual,NoPUMod,NoWW,NoMP BaseOnly	$833.63
GSSH24604830D/CR/BO/N/NM/NW/XX/EXX	Red SqrShoe CrkAdj Lft Dual,NoPUMod,NoWW,NoMP BaseOnly	$839.49
GSSH24664830D/CR/BO/N/NM/NW/XX/EXX	Red SqrShoe CrkAdj Lft Dual,NoPUMod,NoWW,NoMP BaseOnly	$854.69
GSSH24724830D/CR/BO/N/NM/NW/XX/EXX	Red SqrShoe CrkAdj Lft Dual,NoPUMod,NoWW,NoMP BaseOnly	$871.05
GSSH24844830D/CR/BO/N/NM/NW/XX/EXX	Red SqrShoe CrkAdj Lft Dual,NoPUMod,NoWW,NoMP BaseOnly	$887.43
GSSH30544824D/CR/BO/N/NM/NW/XX/EXX	Red SqrShoe CrkAdj Lft Dual,NoPUMod,NoWW,NoMP BaseOnly	$833.63
GSSH30604824D/CR/BO/N/NM/NW/XX/EXX	Red SqrShoe CrkAdj Lft Dual,NoPUMod,NoWW,NoMP BaseOnly	$839.49
GSSH30664824D/CR/BO/N/NM/NW/XX/EXX	Red SqrShoe CrkAdj Lft Dual,NoPUMod,NoWW,NoMP BaseOnly	$854.69
GSSH30724824D/CR/BO/N/NM/NW/XX/EXX	Red SqrShoe CrkAdj Lft Dual,NoPUMod,NoWW,NoMP BaseOnly	$871.05
GSSH30844824D/CR/BO/N/NM/NW/XX/EXX	Red SqrShoe CrkAdj Lft Dual,NoPUMod,NoWW,NoMP BaseOnly	$887.43

REDUC SQUARE SHOE CRANK HGT-DUAL RIGHT (BASE ONLY)

GSSH	***T-4 Reduction Crank Adj Square Shoe Right 22"-33"***
24485430D	***Size (D = Dual Surface)***
CR	***Crank Height Adjustable***
BO	***Base Only***
N, L, R, B	***PowerUp Module(N=None, L=Left-add $35, R=Right-add $35, B=Both L/R-add $70)***
NM, LM, RM, WM	***Modesty Panel(NM=None, LM=Left-add $70, RM=Right-add $70, WM=Both L/R-add $140)***
NW, WL, WR, WW	***Wire Trough(NW=None, WL=Left-add $165, WR=Right-add $165, WW=Both L/R-add $330)***
XX/EXX	***Base Color / Edge & Powerup Color***
NOTE:	***Wire Trough & Modesty Panel should not be ordered together on adjustable tables***
FAMILY NAME:	***GSSHBO***

Model Number	Description	Price
GSSH24485430D/CR/BO/N/NM/NW/XX/EXX	Red SqrShoe CrkAdj Rgt Dual,NoPUMod,NoWW,NoMP BaseOnly	$833.63
GSSH24486030D/CR/BO/N/NM/NW/XX/EXX	Red SqrShoe CrkAdj Rgt Dual,NoPUMod,NoWW,NoMP BaseOnly	$839.49
GSSH24486630D/CR/BO/N/NM/NW/XX/EXX	Red SqrShoe CrkAdj Rgt Dual,NoPUMod,NoWW,NoMP BaseOnly	$854.69
GSSH24487230D/CR/BO/N/NM/NW/XX/EXX	Red SqrShoe CrkAdj Rgt Dual,NoPUMod,NoWW,NoMP BaseOnly	$871.05
GSSH24488430D/CR/BO/N/NM/NW/XX/EXX	Red SqrShoe CrkAdj Rgt Dual,NoPUMod,NoWW,NoMP BaseOnly	$887.43
GSSH30485424D/CR/BO/N/NM/NW/XX/EXX	Red SqrShoe CrkAdj Rgt Dual,NoPUMod,NoWW,NoMP BaseOnly	$833.63
GSSH30486024D/CR/BO/N/NM/NW/XX/EXX	Red SqrShoe CrkAdj Rgt Dual,NoPUMod,NoWW,NoMP BaseOnly	$839.49
GSSH30486624D/CR/BO/N/NM/NW/XX/EXX	Red SqrShoe CrkAdj Rgt Dual,NoPUMod,NoWW,NoMP BaseOnly	$854.69
GSSH30487224D/CR/BO/N/NM/NW/XX/EXX	Red SqrShoe CrkAdj Rgt Dual,NoPUMod,NoWW,NoMP BaseOnly	$871.05
GSSH30488424D/CR/BO/N/NM/NW/XX/EXX	Red SqrShoe CrkAdj Rgt Dual,NoPUMod,NoWW,NoMP BaseOnly	$887.43

NEW YORK T-4 MODEL PRICE LIST

Date: 8/2/2022

RECTANGULAR CRANK HEIGHT SINGLE (BASE ONLY)

GSTR	***T-4 Crank Height Adj Rectangular 22"-33"***
2430S	***Size (S = Single Surface)***
CR	***Crank Height Adjustable***
BO	***Base Only***
N, L, R, B	***PowerUp Module(N=None, L=Left-add $35, R=Right-add $35, B=Both L/R-add $70)***
NOTE:	***L & R only available on 42" & larger. B only available on 60", 66", & 72" wide.***
NM,WM	***Modesty Panel(NM=None, WM=add $50)***
NW,WW	***Wire Trough(NW=None, WW=add $165)***
XX/EXX	***Base Color / Edge & Powerup Color***
NOTE:	***Wire Trough & Modesty Panel should not be ordered together on adjustable tables***
FAMILY NAME:	***GSTRBO***

Model Number	Description	Price
GSTR2430S/CR/BO/N/NM/NW/XX/EXX	Rectangular CrkHgt Sngl Adj NoPUMod,NoWW,NoMP BaseOnly	$300.49
GSTR2436S/CR/BO/N/NM/NW/XX/EXX	Rectangular CrkHgt Sngl Adj NoPUMod,NoWW,NoMP BaseOnly	$305.16
GSTR2442S/CR/BO/N/NM/NW/XX/EXX	Rectangular CrkHgt Sngl Adj NoPUMod,NoWW,NoMP BaseOnly	$316.86
GSTR2448S/CR/BO/N/NM/NW/XX/EXX	Rectangular CrkHgt Sngl Adj NoPUMod,NoWW,NoMP BaseOnly	$322.70
GSTR2454S/CR/BO/N/NM/NW/XX/EXX	Rectangular CrkHgt Sngl Adj NoPUMod,NoWW,NoMP BaseOnly	$327.38
GSTR2460S/CR/BO/N/NM/NW/XX/EXX	Rectangular CrkHgt Sngl Adj NoPUMod,NoWW,NoMP BaseOnly	$333.22
GSTR2466S/CR/BO/N/NM/NW/XX/EXX	Rectangular CrkHgt Sngl Adj NoPUMod,NoWW,NoMP BaseOnly	$339.08
GSTR2472S/CR/BO/N/NM/NW/XX/EXX	Rectangular CrkHgt Sngl Adj NoPUMod,NoWW,NoMP BaseOnly	$355.44
GSTR3030S/CR/BO/N/NM/NW/XX/EXX	Rectangular CrkHgt Sngl Adj NoPUMod,NoWW,NoMP BaseOnly	$300.49
GSTR3036S/CR/BO/N/NM/NW/XX/EXX	Rectangular CrkHgt Sngl Adj NoPUMod,NoWW,NoMP BaseOnly	$305.16
GSTR3042S/CR/BO/N/NM/NW/XX/EXX	Rectangular CrkHgt Sngl Adj NoPUMod,NoWW,NoMP BaseOnly	$316.86
GSTR3048S/CR/BO/N/NM/NW/XX/EXX	Rectangular CrkHgt Sngl Adj NoPUMod,NoWW,NoMP BaseOnly	$322.70
GSTR3054S/CR/BO/N/NM/NW/XX/EXX	Rectangular CrkHgt Sngl Adj NoPUMod,NoWW,NoMP BaseOnly	$327.38
GSTR3060S/CR/BO/N/NM/NW/XX/EXX	Rectangular CrkHgt Sngl Adj NoPUMod,NoWW,NoMP BaseOnly	$333.22
GSTR3066S/CR/BO/N/NM/NW/XX/EXX	Rectangular CrkHgt Sngl Adj NoPUMod,NoWW,NoMP BaseOnly	$339.08
GSTR3072S/CR/BO/N/NM/NW/XX/EXX	Rectangular CrkHgt Sngl Adj NoPUMod,NoWW,NoMP BaseOnly	$355.44

RECTANGULAR CRANK HEIGHT DUAL (BASE ONLY)

GSTR	***T-4 Crank Height Adj Rectangular 22"-33"***
3042D	***Size (D = Dual Surface)***
CR	***Crank Height Adjustable***
BO	***Base Only***
N, L, R, B	***PowerUp Module(N=None, L=Left-add $35, R=Right-add $35, B=Both L/R-add $70)***
NOTE:	***B only available on 60", 66", & 72" wide.***
NM,WM	***Modesty Panel(NM=None, WM=add $50)***
NW,WW	***Wire Trough(NW=None, WW=add $165)***
XX/EXX	***Base Color / Edge & Powerup Color***
NOTE:	***Wire Trough & Modesty Panel should not be ordered together on adjustable tables***
FAMILY NAME:	***GSTRBO***

Model Number	Description	Price
GSTR3042D/CR/BO/N/NM/NW/XX/EXX	Rectangular CrkHgt Dual Adj NoPUMod,NoWW,NoMP BaseOnly	$655.92
GSTR3048D/CR/BO/N/NM/NW/XX/EXX	Rectangular CrkHgt Dual Adj NoPUMod,NoWW,NoMP BaseOnly	$672.30
GSTR3054D/CR/BO/N/NM/NW/XX/EXX	Rectangular CrkHgt Dual Adj NoPUMod,NoWW,NoMP BaseOnly	$682.81
GSTR3060D/CR/BO/N/NM/NW/XX/EXX	Rectangular CrkHgt Dual Adj NoPUMod,NoWW,NoMP BaseOnly	$700.35
GSTR3066D/CR/BO/N/NM/NW/XX/EXX	Rectangular CrkHgt Dual Adj NoPUMod,NoWW,NoMP BaseOnly	$710.88
GSTR3072D/CR/BO/N/NM/NW/XX/EXX	Rectangular CrkHgt Dual Adj NoPUMod,NoWW,NoMP BaseOnly	$722.57

NEW YORK T-4 MODEL PRICE LIST

Date: 8/2/2022

RECTANGULAR CRANK HEIGHT SIT/STAND (BASE ONLY)

GSTR	***T-4 Crank Height Adj Rectangular 27"-43"***
2430SS	***Size (SS = Sit/Stand Adjustable)***
CR	***Crank Height Adjustable***
BO	***Base Only***
N, L, R, B	***PowerUp Module(N=None, L=Left-add $35, R=Right-add $35, B=Both L/R-add $70)***
NOTE:	***L & R only available on 42" & larger. B only available on 60", 66", & 72" wide.***
NM,WM	***Modesty Panel(NM=None, WM=add $50)***
NW,WW	***Wire Trough(NW=None, WW=add $165)***
XX/EXX	***Base Color / Edge & Powerup Color***
NOTE:	***Wire Trough & Modesty Panel should not be ordered together on adjustable tables***
FAMILY NAME:	***GSTRBO***

Model Number	Description	Price
GSTR2430SS/CR/BO/N/NM/NW/XX/EXX	Rectangular CrkHgt Sit/Std Adj NoPUMod,NoWW,NoMP BaseOnly	$362.46
GSTR2436SS/CR/BO/N/NM/NW/XX/EXX	Rectangular CrkHgt Sit/Std Adj NoPUMod,NoWW,NoMP BaseOnly	$374.14
GSTR2442SS/CR/BO/N/NM/NW/XX/EXX	Rectangular CrkHgt Sit/Std Adj NoPUMod,NoWW,NoMP BaseOnly	$388.17
GSTR2448SS/CR/BO/N/NM/NW/XX/EXX	Rectangular CrkHgt Sit/Std Adj NoPUMod,NoWW,NoMP BaseOnly	$394.02
GSTR2454SS/CR/BO/N/NM/NW/XX/EXX	Rectangular CrkHgt Sit/Std Adj NoPUMod,NoWW,NoMP BaseOnly	$404.55
GSTR2460SS/CR/BO/N/NM/NW/XX/EXX	Rectangular CrkHgt Sit/Std Adj NoPUMod,NoWW,NoMP BaseOnly	$416.23
GSTR2466SS/CR/BO/N/NM/NW/XX/EXX	Rectangular CrkHgt Sit/Std Adj NoPUMod,NoWW,NoMP BaseOnly	$422.08
GSTR2472SS/CR/BO/N/NM/NW/XX/EXX	Rectangular CrkHgt Sit/Std Adj NoPUMod,NoWW,NoMP BaseOnly	$432.61
GSTR3030SS/CR/BO/N/NM/NW/XX/EXX	Rectangular CrkHgt Sit/Std Adj NoPUMod,NoWW,NoMP BaseOnly	$362.46
GSTR3036SS/CR/BO/N/NM/NW/XX/EXX	Rectangular CrkHgt Sit/Std Adj NoPUMod,NoWW,NoMP BaseOnly	$374.14
GSTR3042SS/CR/BO/N/NM/NW/XX/EXX	Rectangular CrkHgt Sit/Std Adj NoPUMod,NoWW,NoMP BaseOnly	$388.17
GSTR3048SS/CR/BO/N/NM/NW/XX/EXX	Rectangular CrkHgt Sit/Std Adj NoPUMod,NoWW,NoMP BaseOnly	$394.02
GSTR3054SS/CR/BO/N/NM/NW/XX/EXX	Rectangular CrkHgt Sit/Std Adj NoPUMod,NoWW,NoMP BaseOnly	$404.55
GSTR3060SS/CR/BO/N/NM/NW/XX/EXX	Rectangular CrkHgt Sit/Std Adj NoPUMod,NoWW,NoMP BaseOnly	$416.23
GSTR3066SS/CR/BO/N/NM/NW/XX/EXX	Rectangular CrkHgt Sit/Std Adj NoPUMod,NoWW,NoMP BaseOnly	$422.08
GSTR3072SS/CR/BO/N/NM/NW/XX/EXX	Rectangular CrkHgt Sit/Std Adj NoPUMod,NoWW,NoMP BaseOnly	$432.61

TRIPOD CORNER CRANK HEIGHT SINGLE (BASE ONLY)

GCCT	***T-4 Crank Height Adj Tripod Corner Single 22"-33"***
24424224S	***Size (S = Single Surface)***
CR	***Crank Height Adjustable***
BO	***Base Only***
N, L, R, B	***PowerUp Module(N=None, L=Left-add $35, R=Right-add $35, B=Both L/R-add $70)***
NM, LM, RM, WM	***Modesty Panel(NM=None, LM=Left-add $70, RM=Right-add $70, WM=Both L/R-add $140)***
NW, WL, WR, WW	***Wire Trough(NW=None, WL=Left-add $165, WR=Right-add $165, WW=Both L/R-add $330)***
XX/EXX	***Base Color / Edge & Powerup Color***
NOTE:	***Wire Trough & Modesty Panel should not be ordered together on adjustable tables***
FAMILY NAME:	***GCCTBO***

Model Number	Description	Price
GCCT24424224S/CR/BO/N/NM/NW/XX/EXX	Tripod Crnr Crk Hgt Adj ,NoPUMod,NoWW,NoMP Base Only	$478.20
GCCT24484824S/CR/BO/N/NM/NW/XX/EXX	Tripod Crnr Crk Hgt Adj ,NoPUMod,NoWW,NoMP Base Only	$489.90
GCCT24545424S/CR/BO/N/NM/NW/XX/EXX	Tripod Crnr Crk Hgt Adj ,NoPUMod,NoWW,NoMP Base Only	$537.84
GCCT30424230S/CR/BO/N/NM/NW/XX/EXX	Tripod Crnr Crk Hgt Adj ,NoPUMod,NoWW,NoMP Base Only	$478.20
GCCT30484830S/CR/BO/N/NM/NW/XX/EXX	Tripod Crnr Crk Hgt Adj ,NoPUMod,NoWW,NoMP Base Only	$489.90
GCCT30545430S/CR/BO/N/NM/NW/XX/EXX	Tripod Crnr Crk Hgt Adj ,NoPUMod,NoWW,NoMP Base Only	$537.84

NEW YORK T-4 MODEL PRICE LIST

Date: 8/2/2022

TRIPOD CORNER CRANK HEIGHT DUAL (BASE ONLY)

GCCT	***T-4 Crank Height Adj Tripod Corner Dual 22"-33"***
24484824D	***Size (D = Dual Surface)***
CR	***Crank Height Adjustable***
BO	***Base Only***
N, L, R, B	***PowerUp Module(N=None, L=Left-add $35, R=Right-add $35, B=Both L/R-add $70)***
NM, LM, RM, WM	***Modesty Panel(NM=None, LM=Left-add $70, RM=Right-add $70, WM=Both L/R-add $140)***
NW, WL, WR, WW	***Wire Trough(NW=None, WL=Left-add $165, WR=Right-add $165, WW=Both L/R-add $330)***
XX/EXX	***Base Color / Edge & Powerup Color***
NOTE:	***Wire Trough & Modesty Panel should not be ordered together on adjustable tables***
FAMILY NAME:	***GCCTBO***

Model Number	Description	Price
GCCT24484824D/CR/BO/N/NM/NW/XX/EXX	Tripod Crnr CrkHgtAdj Dual NoPUMod,NoWW,NoMP BaseOnly	$806.76
GCCT24545424D/CR/BO/N/NM/NW/XX/EXX	Tripod Crnr CrkHgtAdj Dual,NoPUMod,NoWW,NoMP BaseOnly	$860.53
GCCT30484830D/CR/BO/N/NM/NW/XX/EXX	Tripod Crnr CrkHgtAdj Dual,NoPUMod,NoWW,NoMP BaseOnly	$806.76
GCCT30545430D/CR/BO/N/NM/NW/XX/EXX	Tripod Crnr CrkHgtAdj Dual,NoPUMod,NoWW,NoMP BaseOnly	$860.53

TRIPOD REDUC CRNR CRANK HGT SINGLE-LEFT (BASE ONLY)

GCCT	***T-4 Crank Height Reduction Corner Adj Left 22"-33"***
24484830S	***Size (S = Single Surface)***
CR	***Crank Height Adjustable***
BO	***Base Only***
N, L, R, B	***PowerUp Module(N=None, L=Left-add $35, R=Right-add $35, B=Both L/R-add $70)***
NM, LM, RM, WM	***Modesty Panel(NM=None, LM=Left-add $70, RM=Right-add $70, WM=Both L/R-add $140)***
NW, WL, WR, WW	***Wire Trough(NW=None, WL=Left-add $165, WR=Right-add $165, WW=Both L/R-add $330)***
XX/EXX	***Base Color / Edge & Powerup Color***
FAMILY NAME:	***GCCTBO***

Model Number	Description	Price
GCCT24484830S/CR/BO/N/NM/NW/XX/EXX	Tripod Crnr CrkHgtAdj LftSngl,NoPUMod,NoWW,NoMP BaseOnly	$510.94
GCCT24545430S/CR/BO/N/NM/NW/XX/EXX	Tripod Crnr CrkHgtAdj LftSngl,NoPUMod,NoWW,NoMP BaseOnly	$564.73

TRIPOD REDUC CRNR CRANK HGT SINGLE-RIGHT (BASE ONLY)

GCCT	***T-4 Crank Height Reduction Corner Adj Right 22"-33"***
30484824S	***Size (S = Single Surface)***
CR	***Crank Height Adjustable***
BO	***Base Only***
N, L, R, B	***PowerUp Module(N=None, L=Left-add $35, R=Right-add $35, B=Both L/R-add $70)***
NM, LM, RM, WM	***Modesty Panel(NM=None, LM=Left-add $70, RM=Right-add $70, WM=Both L/R-add $140)***
NW, WL, WR, WW	***Wire Trough(NW=None, WL=Left-add $165, WR=Right-add $165, WW=Both L/R-add $330)***
XX/EXX	***Base Color / Edge & Powerup Color***
NOTE:	***Wire Trough & Modesty Panel should not be ordered together on adjustable tables***
FAMILY NAME:	***GCCTBO***

Model Number	Description	Price
GCCT30484824S/CR/BO/N/NM/NW/XX/EXX	Tripod Crnr CrkHgtAdj RgtSngl,NoPUMod,NoWW,NoMP BaseOnly	$510.94
GCCT30545424S/CR/BO/N/NM/NW/XX/EXX	Tripod Crnr CrkHgtAdj RgtSngl,NoPUMod,NoWW,NoMP BaseOnly	$564.73

TRIPOD REDUC CRNR CRANK HGT DUAL-LEFT (BASE ONLY)

GCCT	***T-4 Crank Height Reduction Corner Adj Left 22"-33"***
24484830D	***Size (D = Dual Surface)***
CR	***Crank Height Adjustable***
BO	***Base Only***
N, L, R, B	***PowerUp Module(N=None, L=Left-add $35, R=Right-add $35, B=Both L/R-add $70)***
NM, LM, RM, WM	***Modesty Panel(NM=None, LM=Left-add $70, RM=Right-add $70, WM=Both L/R-add $140)***
NW, WL, WR, WW	***Wire Trough(NW=None, WL=Left-add $165, WR=Right-add $165, WW=Both L/R-add $330)***
XX/EXX	***Base Color / Edge & Powerup Color***
NOTE:	***Wire Trough & Modesty Panel should not be ordered together on adjustable tables***
FAMILY NAME:	***GCCTBO***

Model Number	Description	Price
GCCT24484830D/CR/BO/N/NM/NW/XX/EXX	Tripod Crnr CrkHgtAdj LftDual,NoPUMod,NoWW,NoMP BaseOnly	$823.12
GCCT24545430D/CR/BO/N/NM/NW/XX/EXX	Tripod Crnr CrkHgtAdj LftDual,NoPUMod,NoWW,NoMP BaseOnly	$887.43

TRIPOD REDUC CRNR CRANK HGT DUAL-RIGHT (BASE ONLY)

GCCT	***T-4 Crank Height Reduction Corner Adj Right 22"-33"***
30484824D	***Size (D = Dual Surface)***
CR	***Crank Height Adjustable***
BO	***Base Only***
N, L, R, B	***PowerUp Module(N=None, L=Left-add $35, R=Right-add $35, B=Both L/R-add $70)***
NM, LM, RM, WM	***Modesty Panel(NM=None, LM=Left-add $70, RM=Right-add $70, WM=Both L/R-add $140)***
NW, WL, WR, WW	***Wire Trough(NW=None, WL=Left-add $165, WR=Right-add $165, WW=Both L/R-add $330)***
XX/EXX	***Base Color / Edge & Powerup Color***
NOTE:	***Wire Trough & Modesty Panel should not be ordered together on adjustable tables***
FAMILY NAME:	***GCCTBO***

Model Number	Description	Price
GCCT30484824D/CR/BO/N/NM/NW/XX/EXX	Tripod Crnr CrkHgtAdj RgtDual,NoPUMod,NoWW,NoMP BaseOnly	$823.12
GCCT30545424D/CR/BO/N/NM/NW/XX/EXX	Tripod Crnr CrkHgtAdj RgtDual,NoPUMod,NoWW,NoMP BaseOnly	$887.43

SQUARE SHOE CRANK HGT-SINGLE LEFT (BASE ONLY)

GSSH	***T-4 Crank Height Square Shoe Adj Single Left 22"-33"***
24544824S	***Size (S=Single Surface)***
CR	***Crank Height Adjustable***
BO	***Base Only***
N, L, R, B	***PowerUp Module(N=None, L=Left-add $35, R=Right-add $35, B=Both L/R-add $70)***
NM, LM, RM, WM	***Modesty Panel(NM=None, LM=Left-add $70, RM=Right-add $70, WM=Both L/R-add $140)***
NW, WL, WR, WW	***Wire Trough(NW=None, WL=Left-add $165, WR=Right-add $165, WW=Both L/R-add $330)***
XX/EXX	***Base Color / Edge & Powerup Color***
NOTE:	***Wire Trough & Modesty Panel should not be ordered together on adjustable tables***
FAMILY NAME:	***GSSHBO***

Model Number	Description	Price
GSSH24544824S/CR/BO/N/NM/NW/XX/EXX	Square Shoe Crk Hgt Adj Lft,NoPUMod,NoWW,NoMP BaseOnly	$510.94
GSSH24604824S/CR/BO/N/NM/NW/XX/EXX	Square Shoe Crk Hgt Adj Lft,NoPUMod,NoWW,NoMP BaseOnly	$521.47
GSSH24664824S/CR/BO/N/NM/NW/XX/EXX	Square Shoe Crk Hgt Adj Lft,NoPUMod,NoWW,NoMP BaseOnly	$548.35
GSSH24724824S/CR/BO/N/NM/NW/XX/EXX	Square Shoe Crk Hgt Adj Lft,NoPUMod,NoWW,NoMP BaseOnly	$564.73
GSSH24844824S/CR/BO/N/NM/NW/XX/EXX	Square Shoe Crk Hgt Adj Lft,NoPUMod,NoWW,NoMP BaseOnly	$575.25
GSSH30544830S/CR/BO/N/NM/NW/XX/EXX	Square Shoe Crk Hgt Adj Lft,NoPUMod,NoWW,NoMP BaseOnly	$510.94
GSSH30604830S/CR/BO/N/NM/NW/XX/EXX	Square Shoe Crk Hgt Adj Lft,NoPUMod,NoWW,NoMP BaseOnly	$521.47
GSSH30664830S/CR/BO/N/NM/NW/XX/EXX	Square Shoe Crk Hgt Adj Lft,NoPUMod,NoWW,NoMP BaseOnly	$548.35
GSSH30724830S/CR/BO/N/NM/NW/XX/EXX	Square Shoe Crk Hgt Adj Lft,NoPUMod,NoWW,NoMP BaseOnly	$564.73
GSSH30844830S/CR/BO/N/NM/NW/XX/EXX	Square Shoe Crk Hgt Adj Lft,NoPUMod,NoWW,NoMP BaseOnly	$575.25

NEW YORK T-4 MODEL PRICE LIST

Date: 8/2/2022

SQUARE SHOE CRANK HGT-SINGLE RIGHT (BASE ONLY)

GSSH	***T-4 Crank Height Square Shoe Adj Single Right 22"-33"***
24485424S	***Size (S=Single Surface)***
CR	***Crank Height Adjustable***
BO	***Base Only***
N, L, R, B	***PowerUp Module(N=None, L=Left-add $35, R=Right-add $35, B=Both L/R-add $70)***
NM, LM, RM, WM	***Modesty Panel(NM=None, LM=Left-add $70, RM=Right-add $70, WM=Both L/R-add $140)***
NW, WL, WR, WW	***Wire Trough(NW=None, WL=Left-add $165, WR=Right-add $165, WW=Both L/R-add $330)***
XX/EXX	***Base Color / Edge & Powerup Color***
NOTE:	***Wire Trough & Modesty Panel should not be ordered together on adjustable tables***
FAMILY NAME:	***GSSHBO***

Model Number	Description	Price
GSSH24485424S/CR/BO/N/NM/NW/XX/EXX	Square Shoe Crk Hgt Adj Rgt,NoPUMod,NoWW,NoMP BaseOnly	$510.94
GSSH24486024S/CR/BO/N/NM/NW/XX/EXX	Square Shoe Crk Hgt Adj Rgt,NoPUMod,NoWW,NoMP BaseOnly	$521.47
GSSH24486624S/CR/BO/N/NM/NW/XX/EXX	Square Shoe Crk Hgt Adj Rgt,NoPUMod,NoWW,NoMP BaseOnly	$548.35
GSSH24487224S/CR/BO/N/NM/NW/XX/EXX	Square Shoe Crk Hgt Adj Rgt,NoPUMod,NoWW,NoMP BaseOnly	$564.73
GSSH24488424S/CR/BO/N/NM/NW/XX/EXX	Square Shoe Crk Hgt Adj Rgt,NoPUMod,NoWW,NoMP BaseOnly	$575.25
GSSH30485430S/CR/BO/N/NM/NW/XX/EXX	Square Shoe Crk Hgt Adj Rgt,NoPUMod,NoWW,NoMP BaseOnly	$510.94
GSSH30486030S/CR/BO/N/NM/NW/XX/EXX	Square Shoe Crk Hgt Adj Rgt,NoPUMod,NoWW,NoMP BaseOnly	$521.47
GSSH30486630S/CR/BO/N/NM/NW/XX/EXX	Square Shoe Crk Hgt Adj Rgt,NoPUMod,NoWW,NoMP BaseOnly	$548.35
GSSH30487230S/CR/BO/N/NM/NW/XX/EXX	Square Shoe Crk Hgt Adj Rgt,NoPUMod,NoWW,NoMP BaseOnly	$564.73
GSSH30488430S/CR/BO/N/NM/NW/XX/EXX	Square Shoe Crk Hgt Adj Rgt,NoPUMod,NoWW,NoMP BaseOnly	$575.25

SQUARE SHOE CRANK HGT-DUAL LEFT (BASE ONLY)

GSSH	***T-4 Crank Height Square Shoe Adj Dual-Left 22"-33"***
24544824D	***Size (D=Dual Surface)***
CR	***Crank Height Adjustable***
BO	***Base Only***
N, L, R, B	***PowerUp Module(N=None, L=Left-add $35, R=Right-add $35, B=Both L/R-add $70)***
NM, LM, RM, WM	***Modesty Panel(NM=None, LM=Left-add $70, RM=Right-add $70, WM=Both L/R-add $140)***
NW, WL, WR, WW	***Wire Trough(NW=None, WL=Left-add $165, WR=Right-add $165, WW=Both L/R-add $330)***
XX/EXX	***Base Color / Edge & Powerup Color***
NOTE:	***Wire Trough & Modesty Panel should not be ordered together on adjustable tables***
FAMILY NAME:	***GSSHBO***

Model Number	Description	Price
GSSH24544824D/CR/BO/N/NM/NW/XX/EXX	Square Shoe Crk Hgt Adj Lft,NoPUMod,NoWW,NoMP BaseOnly	$833.63
GSSH24604824D/CR/BO/N/NM/NW/XX/EXX	Square Shoe Crk Hgt Adj Lft,NoPUMod,NoWW,NoMP BaseOnly	$839.49
GSSH24664824D/CR/BO/N/NM/NW/XX/EXX	Square Shoe Crk Hgt Adj Lft,NoPUMod,NoWW,NoMP BaseOnly	$854.69
GSSH24724824D/CR/BO/N/NM/NW/XX/EXX	Square Shoe Crk Hgt Adj Lft,NoPUMod,NoWW,NoMP BaseOnly	$871.05
GSSH24844824D/CR/BO/N/NM/NW/XX/EXX	Square Shoe Crk Hgt Adj Lft,NoPUMod,NoWW,NoMP BaseOnly	$887.43
GSSH30544830D/CR/BO/N/NM/NW/XX/EXX	Square Shoe Crk Hgt Adj Lft,NoPUMod,NoWW,NoMP BaseOnly	$833.63
GSSH30604830D/CR/BO/N/NM/NW/XX/EXX	Square Shoe Crk Hgt Adj Lft,NoPUMod,NoWW,NoMP BaseOnly	$839.49
GSSH30664830D/CR/BO/N/NM/NW/XX/EXX	Square Shoe Crk Hgt Adj Lft,NoPUMod,NoWW,NoMP BaseOnly	$854.69
GSSH30724830D/CR/BO/N/NM/NW/XX/EXX	Square Shoe Crk Hgt Adj Lft,NoPUMod,NoWW,NoMP BaseOnly	$871.05
GSSH30844830D/CR/BO/N/NM/NW/XX/EXX	Square Shoe Crk Hgt Adj Lft,NoPUMod,NoWW,NoMP BaseOnly	$887.43

NEW YORK T-4 MODEL PRICE LIST

Date: 8/2/2022

SQUARE SHOE CRANK HGT-DUAL RIGHT (BASE ONLY)

GSSH	***T-4 Crank Height Square Shoe Adj Dual-Right 22"-33"***
24485424D	***Size (D=Dual Surface)***
CR	***Crank Height Adjustable***
BO	***Base Only***
N, L, R, B	***PowerUp Module(N=None, L=Left-add $35, R=Right-add $35, B=Both L/R-add $70)***
NM, LM, RM, WM	***Modesty Panel(NM=None, LM=Left-add $70, RM=Right-add $70, WM=Both L/R-add $140)***
NW, WL, WR, WW	***Wire Trough(NW=None, WL=Left-add $165, WR=Right-add $165, WW=Both L/R-add $330)***
XX/EXX	***Base Color / Edge & Powerup Color***
NOTE:	***Wire Trough & Modesty Panel should not be ordered together on adjustable tables***
FAMILY NAME:	***GSSHBO***

Model Number	Description	Price
GSSH24485424D/CR/BO/N/NM/NW/XX/EXX	Square Shoe Crk Hgt Adj Rgt,NoPUMod,NoWW,NoMP BaseOnly	$833.63
GSSH24486024D/CR/BO/N/NM/NW/XX/EXX	Square Shoe Crk Hgt Adj Rgt,NoPUMod,NoWW,NoMP BaseOnly	$839.49
GSSH24486624D/CR/BO/N/NM/NW/XX/EXX	Square Shoe Crk Hgt Adj Rgt,NoPUMod,NoWW,NoMP BaseOnly	$854.69
GSSH24487224D/CR/BO/N/NM/NW/XX/EXX	Square Shoe Crk Hgt Adj Rgt,NoPUMod,NoWW,NoMP BaseOnly	$871.05
GSSH24488424D/CR/BO/N/NM/NW/XX/EXX	Square Shoe Crk Hgt Adj Rgt,NoPUMod,NoWW,NoMP BaseOnly	$887.43
GSSH30485430D/CR/BO/N/NM/NW/XX/EXX	Square Shoe Crk Hgt Adj Rgt,NoPUMod,NoWW,NoMP BaseOnly	$833.63
GSSH30486030D/CR/BO/N/NM/NW/XX/EXX	Square Shoe Crk Hgt Adj Rgt,NoPUMod,NoWW,NoMP BaseOnly	$839.49
GSSH30486630D/CR/BO/N/NM/NW/XX/EXX	Square Shoe Crk Hgt Adj Rgt,NoPUMod,NoWW,NoMP BaseOnly	$854.69
GSSH30487230D/CR/BO/N/NM/NW/XX/EXX	Square Shoe Crk Hgt Adj Rgt,NoPUMod,NoWW,NoMP BaseOnly	$871.05
GSSH30488430D/CR/BO/N/NM/NW/XX/EXX	Square Shoe Crk Hgt Adj Rgt,NoPUMod,NoWW,NoMP BaseOnly	$887.43

TWO-LEGGED CORNER CRANK HGT SINGLE (BASE ONLY)

GC2C	***T-4 Two-Legged Corner Crank Height Adj Single 22"-33"***
2442S	***Size (S=Single Surface)***
CR	***Crank Height Adjustable***
BO	***Base Only***
N, L, R, B	***PowerUp Module(N=None, L=Left-add $35, R=Right-add $35, B=Both L/R-add $70)***
NM,WM	***Modesty Panel(NM=None, WM=add $140)***
XX/EXX	***Base Color / Edge & Powerup Color***
NOTE:	***Wire Trough & Modesty Panel should not be ordered together on adjustable tables***
FAMILY NAME:	***GC2CBO***

Model Number	Description	Price
GC2C2442S/CR/BO/N/NM/XX/EXX	Two-Legged Crnr CrkHgtAdj Sngl,NoPUMod,NoModPnl BaseOnly	$298.15
GC2C2448S/CR/BO/N/NM/XX/EXX	Two-Legged Crnr CrkHgtAdj Sngl,NoPUMod,NoModPnl BaseOnly	$309.84
GC2C2454S/CR/BO/N/NM/XX/EXX	Two-Legged Crnr CrkHgtAdj Sngl,NoPUMod,NoModPnl BaseOnly	$315.69
GC2C3042S/CR/BO/N/NM/XX/EXX	Two-Legged Crnr CrkHgtAdj Sngl,NoPUMod,NoModPnl BaseOnly	$298.15
GC2C3048S/CR/BO/N/NM/XX/EXX	Two-Legged Crnr CrkHgtAdj Sngl,NoPUMod,NoModPnl BaseOnly	$309.84
GC2C3054S/CR/BO/N/NM/XX/EXX	Two-Legged Crnr CrkHgtAdj Sngl,NoPUMod,NoModPnl BaseOnly	$315.69

TWO-LEGGED CORNER CRANK HGT DUAL (BASE ONLY)

GC2C	***T-4 Two-Legged Corner Crank Height Adj Dual 22"-33"***
3048D	***Size (D=Dual Surface)***
CR	***Crank Height Adjustable***
BO	***Base Only***
N	***PowerUp Module(N=None)***
NM,WM	***Modesty Panel(NM=None, WM=add $140)***
XX/EXX	***Base Color / Edge & Powerup Color***
NOTE:	***Wire Trough & Modesty Panel should not be ordered together on adjustable tables***
FAMILY NAME:	***GC2CBO***

Model Number	Description	Price
GC2C3048D/CR/BO/N/NM/XX/EXX	Two-Legged Crnr CrkHgtAdj Dual, NoPUMod, NoModPnl BaseOnly	$678.13
GC2C3054D/CR/BO/N/NM/XX/EXX	Two-Legged Crnr CrkHgtAdj Dual, NoPUMod, NoModPnl BaseOnly	$689.83

NEW YORK T-4 MODEL PRICE LIST

Date: 8/2/2022

ELECTRIC ADJUSTABLE TABLES (BASE ONLY)

Model Number	Description	Price
GSHE24544830S/BO/S/N/NM/NW/XX/EXX	Red Sqr Shoe Elect Adj Left,NoPUMod,NoWW,NoMP Base Only	$1,154.01
GSHE24604830S/BO/S/N/NM/NW/XX/EXX	Red Sqr Shoe Elect Adj Left,NoPUMod,NoWW,NoMP Base Only	$1,161.02
GSHE24664830S/BO/S/N/NM/NW/XX/EXX	Red Sqr Shoe Elect Adj Left,NoPUMod,NoWW,NoMP Base Only	$1,166.87
GSHE24724830S/BO/S/N/NM/NW/XX/EXX	Red Sqr Shoe Elect Adj Left,NoPUMod,NoWW,NoMP Base Only	$1,189.07
GSHE24844830S/BO/S/N/NM/NW/XX/EXX	Red Sqr Shoe Elect Adj Left,NoPUMod,NoWW,NoMP Base Only	$1,205.45
GSHE30544824S/BO/S/N/NM/NW/XX/EXX	Red Sqr Shoe Elect Adj Left,NoPUMod,NoWW,NoMP Base Only	$1,154.01
GSHE30604824S/BO/S/N/NM/NW/XX/EXX	Red Sqr Shoe Elect Adj Left,NoPUMod,NoWW,NoMP Base Only	$1,161.02
GSHE30664824S/BO/S/N/NM/NW/XX/EXX	Red Sqr Shoe Elect Adj Left,NoPUMod,NoWW,NoMP Base Only	$1,166.87
GSHE30724824S/BO/S/N/NM/NW/XX/EXX	Red Sqr Shoe Elect Adj Left,NoPUMod,NoWW,NoMP Base Only	$1,189.07
GSHE30844824S/BO/S/N/NM/NW/XX/EXX	Red Sqr Shoe Elect Adj Left,NoPUMod,NoWW,NoMP Base Only	$1,205.45

Model Number	Description	Price
GSHE24485430S/BO/S/N/NM/NW/XX/EXX	Red Sqr Shoe Elect Adj Right,NoPUMod,NoWW,NoMP Base Only	$1,154.01
GSHE24486030S/BO/S/N/NM/NW/XX/EXX	Red Sqr Shoe Elect Adj Right,NoPUMod,NoWW,NoMP Base Only	$1,161.02
GSHE24486630S/BO/S/N/NM/NW/XX/EXX	Red Sqr Shoe Elect Adj Right,NoPUMod,NoWW,NoMP Base Only	$1,166.87
GSHE24487230S/BO/S/N/NM/NW/XX/EXX	Red Sqr Shoe Elect Adj Right,NoPUMod,NoWW,NoMP Base Only	$1,189.07
GSHE24488430S/BO/S/N/NM/NW/XX/EXX	Red Sqr Shoe Elect Adj Right,NoPUMod,NoWW,NoMP Base Only	$1,205.45
GSHE30485424S/BO/S/N/NM/NW/XX/EXX	Red Sqr Shoe Elect Adj Right,NoPUMod,NoWW,NoMP Base Only	$1,154.01
GSHE30486024S/BO/S/N/NM/NW/XX/EXX	Red Sqr Shoe Elect Adj Right,NoPUMod,NoWW,NoMP Base Only	$1,161.02
GSHE30486624S/BO/S/N/NM/NW/XX/EXX	Red Sqr Shoe Elect Adj Right,NoPUMod,NoWW,NoMP Base Only	$1,166.87
GSHE30487224S/BO/S/N/NM/NW/XX/EXX	Red Sqr Shoe Elect Adj Right,NoPUMod,NoWW,NoMP Base Only	$1,189.07
GSHE30488424S/BO/S/N/NM/NW/XX/EXX	Red Sqr Shoe Elect Adj Right,NoPUMod,NoWW,NoMP Base Only	$1,205.45

Model Number	Description	Price
GSHE24544830D/BO/S/N/NM/NW/XX/EXX	Red Sqr Shoe Elect Adj Left,NoPUMod,NoWW,NoMP Base Only	$1,488.39
GSHE24604830D/BO/S/N/NM/NW/XX/EXX	Red Sqr Shoe Elect Adj Left,NoPUMod,NoWW,NoMP Base Only	$1,494.24
GSHE24664830D/BO/S/N/NM/NW/XX/EXX	Red Sqr Shoe Elect Adj Left,NoPUMod,NoWW,NoMP Base Only	$1,504.77
GSHE24724830D/BO/S/N/NM/NW/XX/EXX	Red Sqr Shoe Elect Adj Left,NoPUMod,NoWW,NoMP Base Only	$1,522.30
GSHE24844830D/BO/S/N/NM/NW/XX/EXX	Red Sqr Shoe Elect Adj Left,NoPUMod,NoWW,NoMP Base Only	$1,549.19
GSHE30544824D/BO/S/N/NM/NW/XX/EXX	Red Sqr Shoe Elect Adj Left,NoPUMod,NoWW,NoMP Base Only	$1,488.39
GSHE30604824D/BO/S/N/NM/NW/XX/EXX	Red Sqr Shoe Elect Adj Left,NoPUMod,NoWW,NoMP Base Only	$1,494.24
GSHE30664824D/BO/S/N/NM/NW/XX/EXX	Red Sqr Shoe Elect Adj Left,NoPUMod,NoWW,NoMP Base Only	$1,504.77
GSHE30724824D/BO/S/N/NM/NW/XX/EXX	Red Sqr Shoe Elect Adj Left,NoPUMod,NoWW,NoMP Base Only	$1,522.30
GSHE30844824D/BO/S/N/NM/NW/XX/EXX	Red Sqr Shoe Elect Adj Left,NoPUMod,NoWW,NoMP Base Only	$1,549.19

Model Number	Description	Price
GSHE24485430D/BO/S/N/NM/NW/XX/EXX	Red Sqr Shoe Elect Adj Right,NoPUMod,NoWW,NoMP Base Only	$1,488.39
GSHE24486030D/BO/S/N/NM/NW/XX/EXX	Red Sqr Shoe Elect Adj Right,NoPUMod,NoWW,NoMP Base Only	$1,494.24
GSHE24486630D/BO/S/N/NM/NW/XX/EXX	Red Sqr Shoe Elect Adj Right,NoPUMod,NoWW,NoMP Base Only	$1,504.77
GSHE24487230D/BO/S/N/NM/NW/XX/EXX	Red Sqr Shoe Elect Adj Right,NoPUMod,NoWW,NoMP Base Only	$1,522.30
GSHE24488430D/BO/S/N/NM/NW/XX/EXX	Red Sqr Shoe Elect Adj Right,NoPUMod,NoWW,NoMP Base Only	$1,549.19
GSHE30485424D/BO/S/N/NM/NW/XX/EXX	Red Sqr Shoe Elect Adj Right,NoPUMod,NoWW,NoMP Base Only	$1,488.39

GSHE30486024D/BO/S/N/NM/NW/XX/EXX	Red Sqr Shoe Elect Adj Right,NoPUMod,NoWW,NoMP Base Only	$1,494.24
GSHE30486624D/BO/S/N/NM/NW/XX/EXX	Red Sqr Shoe Elect Adj Right,NoPUMod,NoWW,NoMP Base Only	$1,504.77
GSHE30487224D/BO/S/N/NM/NW/XX/EXX	Red Sqr Shoe Elect Adj Right,NoPUMod,NoWW,NoMP Base Only	$1,522.30
GSHE30488424D/BO/S/N/NM/NW/XX/EXX	Red Sqr Shoe Elect Adj Right,NoPUMod,NoWW,NoMP Base Only	$1,549.19

Model Number	Description	Price
GCTE24424224S/BO/S/N/NM/NW/XX/EXX	Tripod Corner Elect Hgt Adj ,NoPUMod,NoWW,NoMP Base Only	$1,110.75
GCTE24484824S/BO/S/N/NM/NW/XX/EXX	Tripod Corner Elect Hgt Adj ,NoPUMod,NoWW,NoMP Base Only	$1,127.11
GCTE24545424S/BO/S/N/NM/NW/XX/EXX	Tripod Corner Elect Hgt Adj ,NoPUMod,NoWW,NoMP Base Only	$1,144.65
GCTE30424230S/BO/S/N/NM/NW/XX/EXX	Tripod Corner Elect Hgt Adj ,NoPUMod,NoWW,NoMP Base Only	$1,110.75
GCTE30484830S/BO/S/N/NM/NW/XX/EXX	Tripod Corner Elect Hgt Adj ,NoPUMod,NoWW,NoMP Base Only	$1,127.11
GCTE30545430S/BO/S/N/NM/NW/XX/EXX	Tripod Corner Elect Hgt Adj ,NoPUMod,NoWW,NoMP Base Only	$1,144.65

Model Number	Description	Price
GCTE24484824D/BO/S/N/NM/NW/XX/EXX	Tripod Corner Elect Hgt Adj ,NoPUMod,NoWW,NoMP Base Only	$1,443.97
GCTE24545424D/BO/S/N/NM/NW/XX/EXX	Tripod Corner Elect Hgt Adj ,NoPUMod,NoWW,NoMP Base Only	$1,443.97
GCTE30484830D/BO/S/N/NM/NW/XX/EXX	Tripod Corner Elect Hgt Adj ,NoPUMod,NoWW,NoMP Base Only	$1,466.19
GCTE30545430D/BO/S/N/NM/NW/XX/EXX	Tripod Corner Elect Hgt Adj ,NoPUMod,NoWW,NoMP Base Only	$1,466.19

Model Number	Description	Price
GCTE24424230S/BO/S/N/NM/NW/XX/EXX	Tripod RedCrnr Elect HgtAdjLft,NoPUMod,NoWW,NoMP BaseOnly	$1,110.75
GCTE24484830S/BO/S/N/NM/NW/XX/EXX	Tripod RedCrnr Elect HgtAdjLft,NoPUMod,NoWW,NoMP BaseOnly	$1,127.11
GCTE24545430S/BO/S/N/NM/NW/XX/EXX	Tripod RedCrnr Elect HgtAdjLft,NoPUMod,NoWW,NoMP BaseOnly	$1,144.65

Model Number	Description	Price
GCTE24484830D/BO/S/N/NM/NW/XX/EXX	Tripod RedCrnr Elect HgtAdjLft,NoPUMod,NoWW,NoMP BaseOnly	$1,443.97
GCTE24545430D/BO/S/N/NM/NW/XX/EXX	Tripod RedCrnr Elect HgtAdjLft,NoPUMod,NoWW,NoMP BaseOnly	$1,466.19

Model Number	Description	Price
GCTE30424224S/BO/S/N/NM/NW/XX/EXX	Tripod RedCrnr Elect HgtAdjRt,NoPUMod,NoWW,NoMP BaseOnly	$1,110.75
GCTE30484824S/BO/S/N/NM/NW/XX/EXX	Tripod RedCrnr Elect HgtAdjRt,NoPUMod,NoWW,NoMP BaseOnly	$1,127.11
GCTE30545424S/BO/S/N/NM/NW/XX/EXX	Tripod RedCrnr Elect HgtAdjRt,NoPUMod,NoWW,NoMP BaseOnly	$1,144.65

Model Number	Description	Price
GCTE30484824D/BO/S/N/NM/NW/XX/EXX	Tripod RedCrnr Elect HgtAdjRt,NoPUMod,NoWW,NoMP BaseOnly	$1,443.97
GCTE30545424D/BO/S/N/NM/NW/XX/EXX	Tripod RedCrnr Elect HgtAdjRt,NoPUMod,NoWW,NoMP BaseOnly	$1,466.19

NEW YORK T-4 MODEL PRICE LIST

Date: 8/2/2022

Model Number	Description	Price
GSHE24544824S/BO/S/N/NM/NW/XX/EXX	Square Shoe Elect Adj Left,NoPUMod,NoWW,NoMP Base Only	$1,154.01
GSHE24604824S/BO/S/N/NM/NW/XX/EXX	Square Shoe Elect Adj Left,NoPUMod,NoWW,NoMP Base Only	$1,161.02
GSHE24664824S/BO/S/N/NM/NW/XX/EXX	Square Shoe Elect Adj Left,NoPUMod,NoWW,NoMP Base Only	$1,166.87
GSHE24724824S/BO/S/N/NM/NW/XX/EXX	Square Shoe Elect Adj Left,NoPUMod,NoWW,NoMP Base Only	$1,189.07
GSHE24844824S/BO/S/N/NM/NW/XX/EXX	Square Shoe Elect Adj Left,NoPUMod,NoWW,NoMP Base Only	$1,205.45
GSHE30544830S/BO/S/N/NM/NW/XX/EXX	Square Shoe Elect Adj Left,NoPUMod,NoWW,NoMP Base Only	$1,154.01
GSHE30604830S/BO/S/N/NM/NW/XX/EXX	Square Shoe Elect Adj Left,NoPUMod,NoWW,NoMP Base Only	$1,161.02
GSHE30664830S/BO/S/N/NM/NW/XX/EXX	Square Shoe Elect Adj Left,NoPUMod,NoWW,NoMP Base Only	$1,166.87
GSHE30724830S/BO/S/N/NM/NW/XX/EXX	Square Shoe Elect Adj Left,NoPUMod,NoWW,NoMP Base Only	$1,189.07
GSHE30844830S/BO/S/N/NM/NW/XX/EXX	Square Shoe Elect Adj Left,NoPUMod,NoWW,NoMP Base Only	$1,205.45

Model Number	Description	Price
GSHE24485424S/BO/S/N/NM/NW/XX/EXX	Square Shoe Elect Adj Right,NoPUMod,NoWW,NoMP Base Only	$1,154.01
GSHE24486024S/BO/S/N/NM/NW/XX/EXX	Square Shoe Elect Adj Right,NoPUMod,NoWW,NoMP Base Only	$1,161.02
GSHE24486624S/BO/S/N/NM/NW/XX/EXX	Square Shoe Elect Adj Right,NoPUMod,NoWW,NoMP Base Only	$1,166.87
GSHE24487224S/BO/S/N/NM/NW/XX/EXX	Square Shoe Elect Adj Right,NoPUMod,NoWW,NoMP Base Only	$1,189.07
GSHE24488424S/BO/S/N/NM/NW/XX/EXX	Square Shoe Elect Adj Right,NoPUMod,NoWW,NoMP Base Only	$1,205.45
GSHE30485430S/BO/S/N/NM/NW/XX/EXX	Square Shoe Elect Adj Right,NoPUMod,NoWW,NoMP Base Only	$1,154.01
GSHE30486030S/BO/S/N/NM/NW/XX/EXX	Square Shoe Elect Adj Right,NoPUMod,NoWW,NoMP Base Only	$1,161.02
GSHE30486630S/BO/S/N/NM/NW/XX/EXX	Square Shoe Elect Adj Right,NoPUMod,NoWW,NoMP Base Only	$1,166.87
GSHE30487230S/BO/S/N/NM/NW/XX/EXX	Square Shoe Elect Adj Right,NoPUMod,NoWW,NoMP Base Only	$1,189.07
GSHE30488430S/BO/S/N/NM/NW/XX/EXX	Square Shoe Elect Adj Right,NoPUMod,NoWW,NoMP Base Only	$1,205.45

Model Number	Description	Price
GSHE24544824D/BO/S/N/NM/NW/XX/EXX	Square Shoe Elect Adj Left,NoPUMod,NoWW,NoMP Base Only	$1,488.39
GSHE24604824D/BO/S/N/NM/NW/XX/EXX	Square Shoe Elect Adj Left,NoPUMod,NoWW,NoMP Base Only	$1,494.24
GSHE24664824D/BO/S/N/NM/NW/XX/EXX	Square Shoe Elect Adj Left,NoPUMod,NoWW,NoMP Base Only	$1,504.77
GSHE24724824D/BO/S/N/NM/NW/XX/EXX	Square Shoe Elect Adj Left,NoPUMod,NoWW,NoMP Base Only	$1,522.30
GSHE24844824D/BO/S/N/NM/NW/XX/EXX	Square Shoe Elect Adj Left,NoPUMod,NoWW,NoMP Base Only	$1,549.19
GSHE30544830D/BO/S/N/NM/NW/XX/EXX	Square Shoe Elect Adj Left,NoPUMod,NoWW,NoMP Base Only	$1,488.39
GSHE30604830D/BO/S/N/NM/NW/XX/EXX	Square Shoe Elect Adj Left,NoPUMod,NoWW,NoMP Base Only	$1,494.24
GSHE30664830D/BO/S/N/NM/NW/XX/EXX	Square Shoe Elect Adj Left,NoPUMod,NoWW,NoMP Base Only	$1,504.77
GSHE30724830D/BO/S/N/NM/NW/XX/EXX	Square Shoe Elect Adj Left,NoPUMod,NoWW,NoMP Base Only	$1,522.30
GSHE30844830D/BO/S/N/NM/NW/XX/EXX	Square Shoe Elect Adj Left,NoPUMod,NoWW,NoMP Base Only	$1,549.19

Model Number	Description	Price
GSHE24485424D/BO/S/N/NM/NW/XX/EXX	Square Shoe Elect Adj Right,NoPUMod,NoWW,NoMP Base Only	$1,488.39
GSHE24486024D/BO/S/N/NM/NW/XX/EXX	Square Shoe Elect Adj Right,NoPUMod,NoWW,NoMP Base Only	$1,494.24
GSHE24486624D/BO/S/N/NM/NW/XX/EXX	Square Shoe Elect Adj Right,NoPUMod,NoWW,NoMP Base Only	$1,504.77
GSHE24487224D/BO/S/N/NM/NW/XX/EXX	Square Shoe Elect Adj Right,NoPUMod,NoWW,NoMP Base Only	$1,522.30
GSHE24488424D/BO/S/N/NM/NW/XX/EXX	Square Shoe Elect Adj Right,NoPUMod,NoWW,NoMP Base Only	$1,549.19
GSHE30485430D/BO/S/N/NM/NW/XX/EXX	Square Shoe Elect Adj Right,NoPUMod,NoWW,NoMP Base Only	$1,488.39
GSHE30486030D/BO/S/N/NM/NW/XX/EXX	Square Shoe Elect Adj Right,NoPUMod,NoWW,NoMP Base Only	$1,494.24
GSHE30486630D/BO/S/N/NM/NW/XX/EXX	Square Shoe Elect Adj Right,NoPUMod,NoWW,NoMP Base Only	$1,504.77

GSHE30487230D/BO/S/N/NM/NW/XX/EXX	Square Shoe Elect Adj Right,NoPUMod,NoWW,NoMP Base Only	$1,522.30
GSHE30488430D/BO/S/N/NM/NW/XX/EXX	Square Shoe Elect Adj Right,NoPUMod,NoWW,NoMP Base Only	$1,549.19

Model Number	Description	Price
GSRE2436S/BO/S/N/NM/NW/XX/EXX	Rectangular Elect Adjustable NoPUMod,NoWW,NoMP Base Only	$751.80
GSRE2442S/BO/S/N/NM/NW/XX/EXX	Rectangular Elect Adjustable NoPUMod,NoWW,NoMP Base Only	$769.34
GSRE2448S/BO/S/N/NM/NW/XX/EXX	Rectangular Elect Adjustable NoPUMod,NoWW,NoMP Base Only	$779.86
GSRE2454S/BO/S/N/NM/NW/XX/EXX	Rectangular Elect Adjustable NoPUMod,NoWW,NoMP Base Only	$791.55
GSRE2460S/BO/S/N/NM/NW/XX/EXX	Rectangular Elect Adjustable NoPUMod,NoWW,NoMP Base Only	$802.08
GSRE3036S/BO/S/N/NM/NW/XX/EXX	Rectangular Elect Adjustable NoPUMod,NoWW,NoMP Base Only	$757.64
GSRE3042S/BO/S/N/NM/NW/XX/EXX	Rectangular Elect Adjustable NoPUMod,NoWW,NoMP Base Only	$774.01
GSRE3048S/BO/S/N/NM/NW/XX/EXX	Rectangular Elect Adjustable NoPUMod,NoWW,NoMP Base Only	$785.70
GSRE3054S/BO/S/N/NM/NW/XX/EXX	Rectangular Elect Adjustable NoPUMod,NoWW,NoMP Base Only	$797.41
GSRE3060S/BO/S/N/NM/NW/XX/EXX	Rectangular Elect Adjustable NoPUMod,NoWW,NoMP Base Only	$807.92

Model Number	Description	Price
GSRE3048D/BO/S/N/NM/NW/XX/EXX	Rectangular Elect Adjustable NoPUMod,NoWW,NoMP Base Only	$1,082.69
GSRE3054D/BO/S/N/NM/NW/XX/EXX	Rectangular Elect Adjustable NoPUMod,NoWW,NoMP Base Only	$1,106.07
GSRE3060D/BO/S/N/NM/NW/XX/EXX	Rectangular Elect Adjustable NoPUMod,NoWW,NoMP Base Only	$1,116.59

Model Number	Description	Price
GC2E2442S/BO/S/N/NM/XX/EXX	Two-Legged Crnr ElecHgtAdj Sngl, NoPUMod, NoModPnl BaseOnly	$761.16
GC2E2448S/BO/S/N/NM/XX/EXX	Two-Legged Crnr ElecHgtAdj Sngl, NoPUMod, NoModPnl BaseOnly	$771.67
GC2E2454S/BO/S/N/NM/XX/EXX	Two-Legged Crnr ElecHgtAdj Sngl, NoPUMod, NoModPnl BaseOnly	$783.37
GC2E3048S/BO/S/N/NM/XX/EXX	Two-Legged Crnr ElecHgtAdj Sngl, NoPUMod, NoModPnl BaseOnly	$777.52
GC2E3054S/BO/S/N/NM/XX/EXX	Two-Legged Crnr ElecHgtAdj Sngl, NoPUMod, NoModPnl BaseOnly	$789.21

Model Number	Description	Price
GC2E3048D/BO/S/N/NM/XX/EXX	Two-Legged Crnr ElecHgtAdj Dual, NoPUMod, NoModPnl BaseOnly	$1,087.37
GC2E3054D/BO/S/N/NM/XX/EXX	Two-Legged Crnr ElecHgtAdj Dual, NoPUMod, NoModPnl BaseOnly	$1,110.75

FIXED HEIGHT TABLES (BASE ONLY)

Model Number	Description	Price
GSTR2430S/F/BO/N/NM/NW/N/S/XX/EXX	Rect FxdHgt Sngl NoPUMod,NoWW,NoMP,NoGmt,NoFt BaseOnly	$202.27
GSTR2436S/F/BO/N/NM/NW/N/S/XX/EXX	Rect FxdHgt Sngl NoPUMod,NoWW,NoMP,NoGmt,NoFt BaseOnly	$202.27
GSTR2442S/F/BO/N/NM/NW/N/S/XX/EXX	Rect FxdHgt Sngl NoPUMod,NoWW,NoMP,NoGmt,NoFt BaseOnly	$202.27
GSTR2448S/F/BO/N/NM/NW/N/S/XX/EXX	Rect FxdHgt Sngl NoPUMod,NoWW,NoMP,NoGmt,NoFt BaseOnly	$202.27
GSTR2454S/F/BO/N/NM/NW/N/S/XX/EXX	Rect FxdHgt Sngl NoPUMod,NoWW,NoMP,NoGmt,NoFt BaseOnly	$202.27
GSTR2460S/F/BO/N/NM/NW/N/S/XX/EXX	Rect FxdHgt Sngl NoPUMod,NoWW,NoMP,NoGmt,NoFt BaseOnly	$202.27
GSTR2466S/F/BO/N/NM/NW/N/S/XX/EXX	Rect FxdHgt Sngl NoPUMod,NoWW,NoMP,NoGmt,NoFt BaseOnly	$202.27
GSTR2472S/F/BO/N/NM/NW/N/S/XX/EXX	Rect FxdHgt Sngl NoPUMod,NoWW,NoMP,NoGmt,NoFt BaseOnly	$202.27
GSTR3030S/F/BO/N/NM/NW/N/S/XX/EXX	Rect FxdHgt Sngl NoPUMod,NoWW,NoMP,NoGmt,NoFt BaseOnly	$205.78

GSTR3036S/F/BO/N/NM/NW/N/S/XX/EXX	Rect FxdHgt Sngl NoPUMod,NoWW,NoMP,NoGmt,NoFt BaseOnly	$205.78
GSTR3042S/F/BO/N/NM/NW/N/S/XX/EXX	Rect FxdHgt Sngl NoPUMod,NoWW,NoMP,NoGmt,NoFt BaseOnly	$205.78
GSTR3048S/F/BO/N/NM/NW/N/S/XX/EXX	Rect FxdHgt Sngl NoPUMod,NoWW,NoMP,NoGmt,NoFt BaseOnly	$205.78
GSTR3054S/F/BO/N/NM/NW/N/S/XX/EXX	Rect FxdHgt Sngl NoPUMod,NoWW,NoMP,NoGmt,NoFt BaseOnly	$205.78
GSTR3060S/F/BO/N/NM/NW/N/S/XX/EXX	Rect FxdHgt Sngl NoPUMod,NoWW,NoMP,NoGmt,NoFt BaseOnly	$205.78
GSTR3066S/F/BO/N/NM/NW/N/S/XX/EXX	Rect FxdHgt Sngl NoPUMod,NoWW,NoMP,NoGmt,NoFt BaseOnly	$205.78
GSTR3072S/F/BO/N/NM/NW/N/S/XX/EXX	Rect FxdHgt Sngl NoPUMod,NoWW,NoMP,NoGmt,NoFt BaseOnly	$205.78

Model Number	Description	Price
GSTR2442D/F/BO/N/NM/NW/N/S/XX/EXX	Rect FxdHgt Dual NoPUMod,NoWW,NoMP,NoGmt,NoFt BaseOnly	$514.45
GSTR2448D/F/BO/N/NM/NW/N/S/XX/EXX	Rect FxdHgt Dual NoPUMod,NoWW,NoMP,NoGmt,NoFt BaseOnly	$514.45
GSTR2454D/F/BO/N/NM/NW/N/S/XX/EXX	Rect FxdHgt Dual NoPUMod,NoWW,NoMP,NoGmt,NoFt BaseOnly	$514.45
GSTR2460D/F/BO/N/NM/NW/N/S/XX/EXX	Rect FxdHgt Dual NoPUMod,NoWW,NoMP,NoGmt,NoFt BaseOnly	$514.45
GSTR2466D/F/BO/N/NM/NW/N/S/XX/EXX	Rect FxdHgt Dual NoPUMod,NoWW,NoMP,NoGmt,NoFt BaseOnly	$514.45
GSTR2472D/F/BO/N/NM/NW/N/S/XX/EXX	Rect FxdHgt Dual NoPUMod,NoWW,NoMP,NoGmt,NoFt BaseOnly	$514.45
GSTR3042D/F/BO/N/NM/NW/N/S/XX/EXX	Rect FxdHgt Dual NoPUMod,NoWW,NoMP,NoGmt,NoFt BaseOnly	$520.29
GSTR3048D/F/BO/N/NM/NW/N/S/XX/EXX	Rect FxdHgt Dual NoPUMod,NoWW,NoMP,NoGmt,NoFt BaseOnly	$520.29
GSTR3054D/F/BO/N/NM/NW/N/S/XX/EXX	Rect FxdHgt Dual NoPUMod,NoWW,NoMP,NoGmt,NoFt BaseOnly	$520.29
GSTR3060D/F/BO/N/NM/NW/N/S/XX/EXX	Rect FxdHgt Dual NoPUMod,NoWW,NoMP,NoGmt,NoFt BaseOnly	$520.29
GSTR3066D/F/BO/N/NM/NW/N/S/XX/EXX	Rect FxdHgt Dual NoPUMod,NoWW,NoMP,NoGmt,NoFt BaseOnly	$520.29
GSTR3072D/F/BO/N/NM/NW/N/S/XX/EXX	Rect FxdHgt Dual NoPUMod,NoWW,NoMP,NoGmt,NoFt BaseOnly	$520.29

Model Number	Description	Price
GCCT24363624S/F/BO/N/NM/NW/N/S/XX/EXX	Tripod Crnr Fxd Hgt,NoPUMod,NoWW,NoMP,NoGmt,NoFt BaseOnly	$274.76
GCCT24424224S/F/BO/N/NM/NW/N/S/XX/EXX	Tripod Crnr Fxd Hgt,NoPUMod,NoWW,NoMP,NoGmt,NoFt BaseOnly	$274.76
GCCT24484824S/F/BO/N/NM/NW/N/S/XX/EXX	Tripod Crnr Fxd Hgt,NoPUMod,NoWW,NoMP,NoGmt,NoFt BaseOnly	$274.76
GCCT24545424S/F/BO/N/NM/NW/N/S/XX/EXX	Tripod Crnr Fxd Hgt,NoPUMod,NoWW,NoMP,NoGmt,NoFt BaseOnly	$274.76
GCCT30424230S/F/BO/N/NM/NW/N/S/XX/EXX	Tripod Crnr Fxd Hgt,NoPUMod,NoWW,NoMP,NoGmt,NoFt BaseOnly	$282.95
GCCT30484830S/F/BO/N/NM/NW/N/S/XX/EXX	Tripod Crnr Fxd Hgt,NoPUMod,NoWW,NoMP,NoGmt,NoFt BaseOnly	$282.95
GCCT30545430S/F/BO/N/NM/NW/N/S/XX/EXX	Tripod Crnr Fxd Hgt,NoPUMod,NoWW,NoMP,NoGmt,NoFt BaseOnly	$282.95

Model Number	Description	Price
GCCT24484824D/F/BO/N/NM/NW/N/S/XX/EXX	Tripod CrnrFxd Dual,NoPUMod,NoWW,NoMP,NoGmt,NoFt BaseOnly	$678.13
GCCT24545424D/F/BO/N/NM/NW/N/S/XX/EXX	Tripod CrnrFxd Dual,NoPUMod,NoWW,NoMP,NoGmt,NoFt BaseOnly	$678.13
GCCT30484830D/F/BO/N/NM/NW/N/S/XX/EXX	Tripod CrnrFxd Dual,NoPUMod,NoWW,NoMP,NoGmt,NoFt BaseOnly	$689.83
GCCT30545430D/F/BO/N/NM/NW/N/S/XX/EXX	Tripod CrnrFxd Dual,NoPUMod,NoWW,NoMP,NoGmt,NoFt BaseOnly	$689.83

Model Number	Description	Price
GCCT24424230S/F/BO/N/NM/NW/N/S/XX/EXX	RedTriCnrFxdHgt AdjLft,NoPU,NoWW,NoMP,NoGmt,NoFt BaseOnly	$274.76
GCCT24484830S/F/BO/N/NM/NW/N/S/XX/EXX	RedTriCnrFxdHgt AdjLft,NoPU,NoWW,NoMP,NoGmt,NoFt BaseOnly	$274.76
GCCT24545430S/F/BO/N/NM/NW/N/S/XX/EXX	RedTriCnrFxdHgt AdjLft,NoPU,NoWW,NoMP,NoGmt,NoFt BaseOnly	$274.76
GCCT30424224S/F/BO/N/NM/NW/N/S/XX/EXX	RedTriCnrFxdHgt AdjRgt,NoPU,NoWW,NoMP,NoGmt,NoFt BaseOnly	$282.95
GCCT30484824S/F/BO/N/NM/NW/N/S/XX/EXX	RedTriCnrFxdHgt AdjRgt,NoPU,NoWW,NoMP,NoGmt,NoFt BaseOnly	$282.95
GCCT30545424S/F/BO/N/NM/NW/N/S/XX/EXX	RedTriCnrFxdHgt AdjRgt,NoPU,NoWW,NoMP,NoGmt,NoFt BaseOnly	$282.95

NEW YORK T-4 MODEL PRICE LIST

Date: 8/2/2022

Model Number	Description	Price
GCCT24484830D/F/BO/N/NM/NW/N/S/XX/EXX	RedTriCnr FxdHgt AdjLft,NoPUMod,NoWW,NoMP,NoGmt,NoFt Base	$678.13
GCCT24545430D/F/BO/N/NM/NW/N/S/XX/EXX	RedTriCnr FxdHgt AdjLft,NoPUMod,NoWW,NoMP,NoGmt,NoFt Base	$678.13
GCCT30484824D/F/BO/N/NM/NW/N/S/XX/EXX	RedTriCnr FxdHgt AdjRgt,NoPUMod,NoWW,NoMP,NoGmt,NoFt Bas	$689.83
GCCT30545424D/F/BO/N/NM/NW/N/S/XX/EXX	RedTriCnr FxdHgt AdjRgt,NoPUMod,NoWW,NoMP,NoGmt,NoFt Bas	$689.83

Model Number	Description	Price
GSSH24544824S/F/BO/N/NM/NW/N/S/XX/EXX	SquareShoe FxdHgtAdjLt,NoPU,NoWW,NoMP,NoGmt/Ft BaseOnly	$280.61
GSSH24604824S/F/BO/N/NM/NW/N/S/XX/EXX	SquareShoe FxdHgtAdjLt,NoPU,NoWW,NoMP,NoGmt/Ft BaseOnly	$280.61
GSSH24664824S/F/BO/N/NM/NW/N/S/XX/EXX	SquareShoe FxdHgtAdjLt,NoPU,NoWW,NoMP,NoGmt/Ft BaseOnly	$280.61
GSSH24724824S/F/BO/N/NM/NW/N/S/XX/EXX	SquareShoe FxdHgtAdjLt,NoPU,NoWW,NoMP,NoGmt/Ft BaseOnly	$280.61
GSSH24844824S/F/BO/N/NM/NW/N/S/XX/EXX	SquareShoe FxdHgtAdjLt,NoPU,NoWW,NoMP,NoGmt/Ft BaseOnly	$280.61
GSSH30544830S/F/BO/N/NM/NW/N/S/XX/EXX	SquareShoe FxdHgtAdjLt,NoPU,NoWW,NoMP,NoGmt/Ft BaseOnly	$280.61
GSSH30604830S/F/BO/N/NM/NW/N/S/XX/EXX	SquareShoe FxdHgtAdjLt,NoPU,NoWW,NoMP,NoGmt/Ft BaseOnly	$280.61
GSSH30664830S/F/BO/N/NM/NW/N/S/XX/EXX	SquareShoe FxdHgtAdjLt,NoPU,NoWW,NoMP,NoGmt/Ft BaseOnly	$280.61
GSSH30724830S/F/BO/N/NM/NW/N/S/XX/EXX	SquareShoe FxdHgtAdjLt,NoPU,NoWW,NoMP,NoGmt/Ft BaseOnly	$280.61
GSSH30844830S/F/BO/N/NM/NW/N/S/XX/EXX	SquareShoe FxdHgtAdjLt,NoPU,NoWW,NoMP,NoGmt/Ft BaseOnly	$280.61

Model Number	Description	Price
GSSH24485424S/F/BO/N/NM/NW/N/S/XX/EXX	SquareShoe FxdHgtAdjRt,NoPU,NoWW,NoMP,NoGmt/Ft BaseOnly	$280.61
GSSH24486024S/F/BO/N/NM/NW/N/S/XX/EXX	SquareShoe FxdHgtAdjRt,NoPU,NoWW,NoMP,NoGmt/Ft BaseOnly	$280.61
GSSH24486624S/F/BO/N/NM/NW/N/S/XX/EXX	SquareShoe FxdHgtAdjRt,NoPU,NoWW,NoMP,NoGmt/Ft BaseOnly	$280.61
GSSH24487224S/F/BO/N/NM/NW/N/S/XX/EXX	SquareShoe FxdHgtAdjRt,NoPU,NoWW,NoMP,NoGmt/Ft BaseOnly	$280.61
GSSH24488424S/F/BO/N/NM/NW/N/S/XX/EXX	SquareShoe FxdHgtAdjRt,NoPU,NoWW,NoMP,NoGmt/Ft BaseOnly	$280.61
GSSH30485430S/F/BO/N/NM/NW/N/S/XX/EXX	SquareShoe FxdHgtAdjRt,NoPU,NoWW,NoMP,NoGmt/Ft BaseOnly	$280.61
GSSH30486030S/F/BO/N/NM/NW/N/S/XX/EXX	SquareShoe FxdHgtAdjRt,NoPU,NoWW,NoMP,NoGmt/Ft BaseOnly	$280.61
GSSH30486630S/F/BO/N/NM/NW/N/S/XX/EXX	SquareShoe FxdHgtAdjRt,NoPU,NoWW,NoMP,NoGmt/Ft BaseOnly	$280.61
GSSH30487230S/F/BO/N/NM/NW/N/S/XX/EXX	SquareShoe FxdHgtAdjRt,NoPU,NoWW,NoMP,NoGmt/Ft BaseOnly	$280.61
GSSH30488430S/F/BO/N/NM/NW/N/S/XX/EXX	SquareShoe FxdHgtAdjRt,NoPU,NoWW,NoMP,NoGmt/Ft BaseOnly	$280.61

Model Number	Description	Price
GSSH24544824D/F/BO/N/NM/NW/N/S/XX/EXX	SquareShoe FxdHgtAdj Lft,NoPUMod,NoWW,NoMP,NoGmt,NoFt Ba	$678.13
GSSH24604824D/F/BO/N/NM/NW/N/S/XX/EXX	SquareShoe FxdHgtAdj Lft,NoPUMod,NoWW,NoMP,NoGmt,NoFt Ba	$678.13
GSSH24664824D/F/BO/N/NM/NW/N/S/XX/EXX	SquareShoe FxdHgtAdj Lft,NoPUMod,NoWW,NoMP,NoGmt,NoFt Ba	$678.13
GSSH24724824D/F/BO/N/NM/NW/N/S/XX/EXX	SquareShoe FxdHgtAdj Lft,NoPUMod,NoWW,NoMP,NoGmt,NoFt Ba	$678.13
GSSH24844824D/F/BO/N/NM/NW/N/S/XX/EXX	SquareShoe FxdHgtAdj Lft,NoPUMod,NoWW,NoMP,NoGmt,NoFt Ba	$678.13
GSSH30544830D/F/BO/N/NM/NW/N/S/XX/EXX	SquareShoe FxdHgtAdj Lft,NoPUMod,NoWW,NoMP,NoGmt,NoFt Ba	$678.13
GSSH30604830D/F/BO/N/NM/NW/N/S/XX/EXX	SquareShoe FxdHgtAdj Lft,NoPUMod,NoWW,NoMP,NoGmt,NoFt Ba	$678.13
GSSH30664830D/F/BO/N/NM/NW/N/S/XX/EXX	SquareShoe FxdHgtAdj Lft,NoPUMod,NoWW,NoMP,NoGmt,NoFt Ba	$678.13
GSSH30724830D/F/BO/N/NM/NW/N/S/XX/EXX	SquareShoe FxdHgtAdj Lft,NoPUMod,NoWW,NoMP,NoGmt,NoFt Ba	$678.13
GSSH30844830D/F/BO/N/NM/NW/N/S/XX/EXX	SquareShoe FxdHgtAdj Lft,NoPUMod,NoWW,NoMP,NoGmt,NoFt Ba	$678.13

NEW YORK T-4 MODEL PRICE LIST

Date: 8/2/2022

Model Number	Description	Price
GSSH24485424D/F/BO/N/NM/NW/N/S/XX/EXX	SquareShoe FxdHgtAdj Rgt,NoPUMod,NoWW,NoMP,NoGmt,NoFt B	$678.13
GSSH24486024D/F/BO/N/NM/NW/N/S/XX/EXX	SquareShoe FxdHgtAdj Rgt,NoPUMod,NoWW,NoMP,NoGmt,NoFt B	$678.13
GSSH24486624D/F/BO/N/NM/NW/N/S/XX/EXX	SquareShoe FxdHgtAdj Rgt,NoPUMod,NoWW,NoMP,NoGmt,NoFt B	$678.13
GSSH24487224D/F/BO/N/NM/NW/N/S/XX/EXX	SquareShoe FxdHgtAdj Rgt,NoPUMod,NoWW,NoMP,NoGmt,NoFt B	$678.13
GSSH24488424D/F/BO/N/NM/NW/N/S/XX/EXX	SquareShoe FxdHgtAdj Rgt,NoPUMod,NoWW,NoMP,NoGmt,NoFt B	$678.13
GSSH30485430D/F/BO/N/NM/NW/N/S/XX/EXX	SquareShoe FxdHgtAdj Rgt,NoPUMod,NoWW,NoMP,NoGmt,NoFt B	$678.13
GSSH30486030D/F/BO/N/NM/NW/N/S/XX/EXX	SquareShoe FxdHgtAdj Rgt,NoPUMod,NoWW,NoMP,NoGmt,NoFt B	$678.13
GSSH30486630D/F/BO/N/NM/NW/N/S/XX/EXX	SquareShoe FxdHgtAdj Rgt,NoPUMod,NoWW,NoMP,NoGmt,NoFt B	$678.13
GSSH30487230D/F/BO/N/NM/NW/N/S/XX/EXX	SquareShoe FxdHgtAdj Rgt,NoPUMod,NoWW,NoMP,NoGmt,NoFt B	$678.13
GSSH30488430D/F/BO/N/NM/NW/N/S/XX/EXX	SquareShoe FxdHgtAdj Rgt,NoPUMod,NoWW,NoMP,NoGmt,NoFt B	$678.13

Model Number	Description	Price
GSSH24544830S/F/BO/N/NM/NW/N/S/XX/EXX	RedSqrShoe FxdHgtAdjLt,NoPU,NoWW,NoMP/Gmt,NoFt BaseOnly	$280.61
GSSH24604830S/F/BO/N/NM/NW/N/S/XX/EXX	RedSqrShoe FxdHgtAdjLt,NoPU,NoWW,NoMP/Gmt,NoFt BaseOnly	$280.61
GSSH24664830S/F/BO/N/NM/NW/N/S/XX/EXX	RedSqrShoe FxdHgtAdjLt,NoPU,NoWW,NoMP/Gmt,NoFt BaseOnly	$280.61
GSSH24724830S/F/BO/N/NM/NW/N/S/XX/EXX	RedSqrShoe FxdHgtAdjLt,NoPU,NoWW,NoMP/Gmt,NoFt BaseOnly	$280.61
GSSH24844830S/F/BO/N/NM/NW/N/S/XX/EXX	RedSqrShoe FxdHgtAdjLt,NoPU,NoWW,NoMP/Gmt,NoFt BaseOnly	$280.61
GSSH30544824S/F/BO/N/NM/NW/N/S/XX/EXX	RedSqrShoe FxdHgtAdjLt,NoPU,NoWW,NoMP/Gmt,NoFt BaseOnly	$280.61
GSSH30604824S/F/BO/N/NM/NW/N/S/XX/EXX	RedSqrShoe FxdHgtAdjLt,NoPU,NoWW,NoMP/Gmt,NoFt BaseOnly	$280.61
GSSH30664824S/F/BO/N/NM/NW/N/S/XX/EXX	RedSqrShoe FxdHgtAdjLt,NoPU,NoWW,NoMP/Gmt,NoFt BaseOnly	$280.61
GSSH30724824S/F/BO/N/NM/NW/N/S/XX/EXX	RedSqrShoe FxdHgtAdjLt,NoPU,NoWW,NoMP/Gmt,NoFt BaseOnly	$280.61
GSSH30844824S/F/BO/N/NM/NW/N/S/XX/EXX	RedSqrShoe FxdHgtAdjLt,NoPU,NoWW,NoMP/Gmt,NoFt BaseOnly	$280.61

Model Number	Description	Price
GSSH24485430S/F/BO/N/NM/NW/N/S/XX/EXX	RedSqrShoe FxdHgtAdjRt,NoPU,NoWW,NoMP/Gmt,NoFt BaseOnly	$280.61
GSSH24486030S/F/BO/N/NM/NW/N/S/XX/EXX	RedSqrShoe FxdHgtAdjRt,NoPU,NoWW,NoMP/Gmt,NoFt BaseOnly	$280.61
GSSH24486630S/F/BO/N/NM/NW/N/S/XX/EXX	RedSqrShoe FxdHgtAdjRt,NoPU,NoWW,NoMP/Gmt,NoFt BaseOnly	$280.61
GSSH24487230S/F/BO/N/NM/NW/N/S/XX/EXX	RedSqrShoe FxdHgtAdjRt,NoPU,NoWW,NoMP/Gmt,NoFt BaseOnly	$280.61
GSSH24488430S/F/BO/N/NM/NW/N/S/XX/EXX	RedSqrShoe FxdHgtAdjRt,NoPU,NoWW,NoMP/Gmt,NoFt BaseOnly	$280.61
GSSH30485424S/F/BO/N/NM/NW/N/S/XX/EXX	RedSqrShoe FxdHgtAdjRt,NoPU,NoWW,NoMP/Gmt,NoFt BaseOnly	$280.61
GSSH30486024S/F/BO/N/NM/NW/N/S/XX/EXX	RedSqrShoe FxdHgtAdjRt,NoPU,NoWW,NoMP/Gmt,NoFt BaseOnly	$280.61
GSSH30486624S/F/BO/N/NM/NW/N/S/XX/EXX	RedSqrShoe FxdHgtAdjRt,NoPU,NoWW,NoMP/Gmt,NoFt BaseOnly	$280.61
GSSH30487224S/F/BO/N/NM/NW/N/S/XX/EXX	RedSqrShoe FxdHgtAdjRt,NoPU,NoWW,NoMP/Gmt,NoFt BaseOnly	$280.61
GSSH30488424S/F/BO/N/NM/NW/N/S/XX/EXX	RedSqrShoe FxdHgtAdjRt,NoPU,NoWW,NoMP/Gmt,NoFt BaseOnly	$280.61

Model Number	Description	Price
GSSH24544830D/F/BO/N/NM/NW/N/S/XX/EXX	RedSqrShoe FxdHgtAdjLt,NoPU,NoWW/MP,NoGmt,NoFt BaseOnly	$678.13
GSSH24604830D/F/BO/N/NM/NW/N/S/XX/EXX	RedSqrShoe FxdHgtAdjLt,NoPU,NoWW/MP,NoGmt,NoFt BaseOnly	$678.13
GSSH24664830D/F/BO/N/NM/NW/N/S/XX/EXX	RedSqrShoe FxdHgtAdjLt,NoPU,NoWW/MP,NoGmt,NoFt BaseOnly	$678.13
GSSH24724830D/F/BO/N/NM/NW/N/S/XX/EXX	RedSqrShoe FxdHgtAdjLt,NoPU,NoWW/MP,NoGmt,NoFt BaseOnly	$678.13
GSSH24844830D/F/BO/N/NM/NW/N/S/XX/EXX	RedSqrShoe FxdHgtAdjLt,NoPU,NoWW/MP,NoGmt,NoFt BaseOnly	$678.13
GSSH30544824D/F/BO/N/NM/NW/N/S/XX/EXX	RedSqrShoe FxdHgtAdjLt,NoPU,NoWW/MP,NoGmt,NoFt BaseOnly	$678.13
GSSH30604824D/F/BO/N/NM/NW/N/S/XX/EXX	RedSqrShoe FxdHgtAdjLt,NoPU,NoWW/MP,NoGmt,NoFt BaseOnly	$678.13
GSSH30664824D/F/BO/N/NM/NW/N/S/XX/EXX	RedSqrShoe FxdHgtAdjLt,NoPU,NoWW/MP,NoGmt,NoFt BaseOnly	$678.13

GSSH30724824D/F/BO/N/NM/NW/N/S/XX/EXX	RedSqrShoe FxdHgtAdjLt,NoPU,NoWW/MP,NoGmt,NoFt BaseOnly	$678.13
GSSH30844824D/F/BO/N/NM/NW/N/S/XX/EXX	RedSqrShoe FxdHgtAdjLt,NoPU,NoWW/MP,NoGmt,NoFt BaseOnly	$678.13

Model Number	Description	Price
GSSH24485430D/F/BO/N/NM/NW/N/S/XX/EXX	RedSqrShoe FxdHgtAdjRt,NoPU,NoWW/MP,NoGmt,NoFt BaseOnly	$678.13
GSSH24486030D/F/BO/N/NM/NW/N/S/XX/EXX	RedSqrShoe FxdHgtAdjRt,NoPU,NoWW/MP,NoGmt,NoFt BaseOnly	$678.13
GSSH24486630D/F/BO/N/NM/NW/N/S/XX/EXX	RedSqrShoe FxdHgtAdjRt,NoPU,NoWW/MP,NoGmt,NoFt BaseOnly	$678.13
GSSH24487230D/F/BO/N/NM/NW/N/S/XX/EXX	RedSqrShoe FxdHgtAdjRt,NoPU,NoWW/MP,NoGmt,NoFt BaseOnly	$678.13
GSSH24488430D/F/BO/N/NM/NW/N/S/XX/EXX	RedSqrShoe FxdHgtAdjRt,NoPU,NoWW/MP,NoGmt,NoFt BaseOnly	$678.13
GSSH30485424D/F/BO/N/NM/NW/N/S/XX/EXX	RedSqrShoe FxdHgtAdjRt,NoPU,NoWW/MP,NoGmt,NoFt BaseOnly	$678.13
GSSH30486024D/F/BO/N/NM/NW/N/S/XX/EXX	RedSqrShoe FxdHgtAdjRt,NoPU,NoWW/MP,NoGmt,NoFt BaseOnly	$678.13
GSSH30486624D/F/BO/N/NM/NW/N/S/XX/EXX	RedSqrShoe FxdHgtAdjRt,NoPU,NoWW/MP,NoGmt,NoFt BaseOnly	$678.13
GSSH30487224D/F/BO/N/NM/NW/N/S/XX/EXX	RedSqrShoe FxdHgtAdjRt,NoPU,NoWW/MP,NoGmt,NoFt BaseOnly	$678.13
GSSH30488424D/F/BO/N/NM/NW/N/S/XX/EXX	RedSqrShoe FxdHgtAdjRt,NoPU,NoWW/MP,NoGmt,NoFt BaseOnly	$678.13

Model Number	Description	Price
GSTP604824S/F/BO/N/NM/NW/N/S/XX/EXX	P Pensla FxdHgtLt,NoPUMod,NoWW,NoMP,NoGmt/Ft BaseOnly	$280.61
GSTP604830S/F/BO/N/NM/NW/N/S/XX/EXX	P Pensla FxdHgtLt,NoPUMod,NoWW,NoMP,NoGmt/Ft BaseOnly	$280.61
GSTP664824S/F/BO/N/NM/NW/N/S/XX/EXX	P Pensla FxdHgtLt,NoPUMod,NoWW,NoMP,NoGmt/Ft BaseOnly	$280.61
GSTP664830S/F/BO/N/NM/NW/N/S/XX/EXX	P Pensla FxdHgtLt,NoPUMod,NoWW,NoMP,NoGmt/Ft BaseOnly	$280.61
GSTP724824S/F/BO/N/NM/NW/N/S/XX/EXX	P Pensla FxdHgtLt,NoPUMod,NoWW,NoMP,NoGmt/Ft BaseOnly	$280.61
GSTP724830S/F/BO/N/NM/NW/N/S/XX/EXX	P Pensla FxdHgtLt,NoPUMod,NoWW,NoMP,NoGmt/Ft BaseOnly	$280.61
GSTP844824S/F/BO/N/NM/NW/N/S/XX/EXX	P Pensla FxdHgtLt,NoPUMod,NoWW,NoMP,NoGmt/Ft BaseOnly	$280.61
GSTP844830S/F/BO/N/NM/NW/N/S/XX/EXX	P Pensla FxdHgtLt,NoPUMod,NoWW,NoMP,NoGmt/Ft BaseOnly	$280.61

Model Number	Description	Price
GSTP244860S/F/BO/N/NM/NW/N/S/XX/EXX	P Pensla FxdHgtRt,NoPUMod,NoWW,NoMP,NoGmt/Ft BaseOnly	$280.61
GSTP244866S/F/BO/N/NM/NW/N/S/XX/EXX	P Pensla FxdHgtRt,NoPUMod,NoWW,NoMP,NoGmt/Ft BaseOnly	$280.61
GSTP244872S/F/BO/N/NM/NW/N/S/XX/EXX	P Pensla FxdHgtRt,NoPUMod,NoWW,NoMP,NoGmt/Ft BaseOnly	$280.61
GSTP244884S/F/BO/N/NM/NW/N/S/XX/EXX	P Pensla FxdHgtRt,NoPUMod,NoWW,NoMP,NoGmt/Ft BaseOnly	$280.61
GSTP304860S/F/BO/N/NM/NW/N/S/XX/EXX	P Pensla FxdHgtRt,NoPUMod,NoWW,NoMP,NoGmt/Ft BaseOnly	$280.61
GSTP304866S/F/BO/N/NM/NW/N/S/XX/EXX	P Pensla FxdHgtRt,NoPUMod,NoWW,NoMP,NoGmt/Ft BaseOnly	$280.61
GSTP304872S/F/BO/N/NM/NW/N/S/XX/EXX	P Pensla FxdHgtRt,NoPUMod,NoWW,NoMP,NoGmt/Ft BaseOnly	$280.61
GSTP304884S/F/BO/N/NM/NW/N/S/XX/EXX	P Pensla FxdHgtRt,NoPUMod,NoWW,NoMP,NoGmt/Ft BaseOnly	$280.61

Model Number	Description	Price
GSAP604824S/F/BO/N/NM/NW/N/S/XX/EXX	Arcade Pensla FxdHgtLt,NoPUMod,NoWW/MP,NoGmt/Ft BaseOnly	$280.61
GSAP604830S/F/BO/N/NM/NW/N/S/XX/EXX	Arcade Pensla FxdHgtLt,NoPUMod,NoWW/MP,NoGmt/Ft BaseOnly	$280.61
GSAP664824S/F/BO/N/NM/NW/N/S/XX/EXX	Arcade Pensla FxdHgtLt,NoPUMod,NoWW/MP,NoGmt/Ft BaseOnly	$280.61
GSAP664830S/F/BO/N/NM/NW/N/S/XX/EXX	Arcade Pensla FxdHgtLt,NoPUMod,NoWW/MP,NoGmt/Ft BaseOnly	$280.61
GSAP724824S/F/BO/N/NM/NW/N/S/XX/EXX	Arcade Pensla FxdHgtLt,NoPUMod,NoWW/MP,NoGmt/Ft BaseOnly	$280.61
GSAP724830S/F/BO/N/NM/NW/N/S/XX/EXX	Arcade Pensla FxdHgtLt,NoPUMod,NoWW/MP,NoGmt/Ft BaseOnly	$280.61
GSAP844824S/F/BO/N/NM/NW/N/S/XX/EXX	Arcade Pensla FxdHgtLt,NoPUMod,NoWW/MP,NoGmt/Ft BaseOnly	$280.61
GSAP844830S/F/BO/N/NM/NW/N/S/XX/EXX	Arcade Pensla FxdHgtLt,NoPUMod,NoWW/MP,NoGmt/Ft BaseOnly	$280.61

Model Number	Description	Price
GSAP244860S/F/BO/N/NM/NW/N/S/XX/EXX	Arcade Pensla FxdHgtRt,NoPUMod,NoWW/MP,NoGmt/Ft BaseOnly	$280.61
GSAP244866S/F/BO/N/NM/NW/N/S/XX/EXX	Arcade Pensla FxdHgtRt,NoPUMod,NoWW/MP,NoGmt/Ft BaseOnly	$280.61
GSAP244872S/F/BO/N/NM/NW/N/S/XX/EXX	Arcade Pensla FxdHgtRt,NoPUMod,NoWW/MP,NoGmt/Ft BaseOnly	$280.61
GSAP244884S/F/BO/N/NM/NW/N/S/XX/EXX	Arcade Pensla FxdHgtRt,NoPUMod,NoWW/MP,NoGmt/Ft BaseOnly	$280.61
GSAP304860S/F/BO/N/NM/NW/N/S/XX/EXX	Arcade Pensla FxdHgtRt,NoPUMod,NoWW/MP,NoGmt/Ft BaseOnly	$280.61
GSAP304866S/F/BO/N/NM/NW/N/S/XX/EXX	Arcade Pensla FxdHgtRt,NoPUMod,NoWW/MP,NoGmt/Ft BaseOnly	$280.61
GSAP304872S/F/BO/N/NM/NW/N/S/XX/EXX	Arcade Pensla FxdHgtRt,NoPUMod,NoWW/MP,NoGmt/Ft BaseOnly	$280.61
GSAP304884S/F/BO/N/NM/NW/N/S/XX/EXX	Arcade Pensla FxdHgtRt,NoPUMod,NoWW/MP,NoGmt/Ft BaseOnly	$280.61

Model Number	Description	Price
GC2C2442S/F/BO/N/NM/XX/EXX	Two-Legged Crnr FxdHgt Single, NoPUMod, NoModPnl BaseOnly	$192.92
GC2C2448S/F/BO/N/NM/XX/EXX	Two-Legged Crnr FxdHgt Single, NoPUMod, NoModPnl BaseOnly	$192.92
GC2C2454S/F/BO/N/NM/XX/EXX	Two-Legged Crnr FxdHgt Single, NoPUMod, NoModPnl BaseOnly	$192.92
GC2C3042S/F/BO/N/NM/XX/EXX	Two-Legged Crnr FxdHgt Single, NoPUMod, NoModPnl BaseOnly	$192.92
GC2C3048S/F/BO/N/NM/XX/EXX	Two-Legged Crnr FxdHgt Single, NoPUMod, NoModPnl BaseOnly	$192.92
GC2C3054S/F/BO/N/NM/XX/EXX	Two-Legged Crnr FxdHgt Single, NoPUMod, NoModPnl BaseOnly	$192.92

Model Number	Description	Price
GC2C3048D/F/BO/N/NM/XX/EXX	Two-Legged Crnr FxdHgt Dual, NoPUMod, NoModPnl BaseOnly	$561.22
GC2C3054D/F/BO/N/NM/XX/EXX	Two-Legged Crnr FxdHgt Dual, NoPUMod, NoModPnl BaseOnly	$561.22

PIN HEIGHT ADJUSTABLE TABLES (BASE ONLY)

Model Number	Description	Price
GSTR2430S/P/BO/N/NM/NW/XX/EXX	Rectangular Pin Height Adj NoPUMod,NoWW,NoMP Base Only	$225.65
GSTR2436S/P/BO/N/NM/NW/XX/EXX	Rectangular Pin Height Adj NoPUMod,NoWW,NoMP Base Only	$236.19
GSTR2442S/P/BO/N/NM/NW/XX/EXX	Rectangular Pin Height Adj NoPUMod,NoWW,NoMP Base Only	$242.03
GSTR2448S/P/BO/N/NM/NW/XX/EXX	Rectangular Pin Height Adj NoPUMod,NoWW,NoMP Base Only	$247.87
GSTR2454S/P/BO/N/NM/NW/XX/EXX	Rectangular Pin Height Adj NoPUMod,NoWW,NoMP Base Only	$252.55
GSTR2460S/P/BO/N/NM/NW/XX/EXX	Rectangular Pin Height Adj NoPUMod,NoWW,NoMP Base Only	$263.06
GSTR2466S/P/BO/N/NM/NW/XX/EXX	Rectangular Pin Height Adj NoPUMod,NoWW,NoMP Base Only	$268.92
GSTR2472S/P/BO/N/NM/NW/XX/EXX	Rectangular Pin Height Adj NoPUMod,NoWW,NoMP Base Only	$273.60
GSTR3030S/P/BO/N/NM/NW/XX/EXX	Rectangular Pin Height Adj NoPUMod,NoWW,NoMP Base Only	$225.65
GSTR3036S/P/BO/N/NM/NW/XX/EXX	Rectangular Pin Height Adj NoPUMod,NoWW,NoMP Base Only	$236.19
GSTR3042S/P/BO/N/NM/NW/XX/EXX	Rectangular Pin Height Adj NoPUMod,NoWW,NoMP Base Only	$242.03
GSTR3048S/P/BO/N/NM/NW/XX/EXX	Rectangular Pin Height Adj NoPUMod,NoWW,NoMP Base Only	$247.87
GSTR3054S/P/BO/N/NM/NW/XX/EXX	Rectangular Pin Height Adj NoPUMod,NoWW,NoMP Base Only	$252.55
GSTR3060S/P/BO/N/NM/NW/XX/EXX	Rectangular Pin Height Adj NoPUMod,NoWW,NoMP Base Only	$263.06
GSTR3066S/P/BO/N/NM/NW/XX/EXX	Rectangular Pin Height Adj NoPUMod,NoWW,NoMP Base Only	$268.92
GSTR3072S/P/BO/N/NM/NW/XX/EXX	Rectangular Pin Height Adj NoPUMod,NoWW,NoMP Base Only	$273.60

NEW YORK T-4 MODEL PRICE LIST

Date: 8/2/2022

Model Number	Description	Price
GCCT24424224S/P/BO/N/NM/NW/XX/EXX	Tripod Corner Pin Height Adj ,NoPUMod,NoWW,NoMP Base Only	$350.76
GCCT24484824S/P/BO/N/NM/NW/XX/EXX	Tripod Corner Pin Height Adj ,NoPUMod,NoWW,NoMP Base Only	$379.99
GCCT24545424S/P/BO/N/NM/NW/XX/EXX	Tripod Corner Pin Height Adj ,NoPUMod,NoWW,NoMP Base Only	$391.69
GCCT30424230S/P/BO/N/NM/NW/XX/EXX	Tripod Corner Pin Height Adj ,NoPUMod,NoWW,NoMP Base Only	$350.76
GCCT30484830S/P/BO/N/NM/NW/XX/EXX	Tripod Corner Pin Height Adj ,NoPUMod,NoWW,NoMP Base Only	$379.99
GCCT30545430S/P/BO/N/NM/NW/XX/EXX	Tripod Corner Pin Height Adj ,NoPUMod,NoWW,NoMP Base Only	$391.69

Model Number	Description	Price
GCCT24424230S/P/BO/N/NM/NW/XX/EXX	Red Tripod Crnr Pin HgtAdjLft ,NoPUMod,NoWW,NoMP BaseOnly	$350.76
GCCT24484830S/P/BO/N/NM/NW/XX/EXX	Red Tripod Crnr Pin HgtAdjLft ,NoPUMod,NoWW,NoMP BaseOnly	$379.99
GCCT24545430S/P/BO/N/NM/NW/XX/EXX	Red Tripod Crnr Pin HgtAdjLft ,NoPUMod,NoWW,NoMP BaseOnly	$391.69

Model Number	Description	Price
GCCT30424224S/P/BO/N/NM/NW/XX/EXX	Red Tripod Crnr Pin HgtAdjRgt,NoPUMod,NoWW,NoMP BaseOnly	$350.76
GCCT30484824S/P/BO/N/NM/NW/XX/EXX	Red Tripod Crnr Pin HgtAdjRgt,NoPUMod,NoWW,NoMP BaseOnly	$379.99
GCCT30545424S/P/BO/N/NM/NW/XX/EXX	Red Tripod Crnr Pin HgtAdjRgt,NoPUMod,NoWW,NoMP BaseOnly	$391.69

Model Number	Description	Price
GSSH24544824S/P/BO/N/NM/NW/XX/EXX	Square Shoe Pin Hgt Adj Lft,NoPUMod,NoWW,NoMP BaseOnly	$357.78
GSSH24604824S/P/BO/N/NM/NW/XX/EXX	Square Shoe Pin Hgt Adj Lft,NoPUMod,NoWW,NoMP BaseOnly	$372.98
GSSH24664824S/P/BO/N/NM/NW/XX/EXX	Square Shoe Pin Hgt Adj Lft,NoPUMod,NoWW,NoMP BaseOnly	$382.34
GSSH24724824S/P/BO/N/NM/NW/XX/EXX	Square Shoe Pin Hgt Adj Lft,NoPUMod,NoWW,NoMP BaseOnly	$397.53
GSSH24844824S/P/BO/N/NM/NW/XX/EXX	Square Shoe Pin Hgt Adj Lft,NoPUMod,NoWW,NoMP BaseOnly	$412.73
GSSH30544830S/P/BO/N/NM/NW/XX/EXX	Square Shoe Pin Hgt Adj Lft,NoPUMod,NoWW,NoMP BaseOnly	$357.78
GSSH30604830S/P/BO/N/NM/NW/XX/EXX	Square Shoe Pin Hgt Adj Lft,NoPUMod,NoWW,NoMP BaseOnly	$372.98
GSSH30664830S/P/BO/N/NM/NW/XX/EXX	Square Shoe Pin Hgt Adj Lft,NoPUMod,NoWW,NoMP BaseOnly	$382.34
GSSH30724830S/P/BO/N/NM/NW/XX/EXX	Square Shoe Pin Hgt Adj Lft,NoPUMod,NoWW,NoMP BaseOnly	$397.53
GSSH30844830S/P/BO/N/NM/NW/XX/EXX	Square Shoe Pin Hgt Adj Lft,NoPUMod,NoWW,NoMP BaseOnly	$412.73

Model Number	Description	Price
GSSH24485424S/P/BO/N/NM/NW/XX/EXX	Square Shoe Pin Hgt Adj Rgt,NoPUMod,NoWW,NoMP BaseOnly	$357.78
GSSH24486024S/P/BO/N/NM/NW/XX/EXX	Square Shoe Pin Hgt Adj Rgt,NoPUMod,NoWW,NoMP BaseOnly	$372.98
GSSH24486624S/P/BO/N/NM/NW/XX/EXX	Square Shoe Pin Hgt Adj Rgt,NoPUMod,NoWW,NoMP BaseOnly	$382.34
GSSH24487224S/P/BO/N/NM/NW/XX/EXX	Square Shoe Pin Hgt Adj Rgt,NoPUMod,NoWW,NoMP BaseOnly	$397.53
GSSH24488424S/P/BO/N/NM/NW/XX/EXX	Square Shoe Pin Hgt Adj Rgt,NoPUMod,NoWW,NoMP BaseOnly	$412.73
GSSH30485430S/P/BO/N/NM/NW/XX/EXX	Square Shoe Pin Hgt Adj Rgt,NoPUMod,NoWW,NoMP BaseOnly	$357.78
GSSH30486030S/P/BO/N/NM/NW/XX/EXX	Square Shoe Pin Hgt Adj Rgt,NoPUMod,NoWW,NoMP BaseOnly	$372.98
GSSH30486630S/P/BO/N/NM/NW/XX/EXX	Square Shoe Pin Hgt Adj Rgt,NoPUMod,NoWW,NoMP BaseOnly	$382.34
GSSH30487230S/P/BO/N/NM/NW/XX/EXX	Square Shoe Pin Hgt Adj Rgt,NoPUMod,NoWW,NoMP BaseOnly	$397.53
GSSH30488430S/P/BO/N/NM/NW/XX/EXX	Square Shoe Pin Hgt Adj Rgt,NoPUMod,NoWW,NoMP BaseOnly	$412.73

NEW YORK T-4 MODEL PRICE LIST

Date: 8/2/2022

Model Number	Description	Price
GSSH24544830S/P/BO/N/NM/NW/XX/EXX	Red Sqr Shoe PinHgt Adj Lft,NoPUMod,NoWW,NoMP BaseOnly	$357.78
GSSH24604830S/P/BO/N/NM/NW/XX/EXX	Red Sqr Shoe PinHgt Adj Lft,NoPUMod,NoWW,NoMP BaseOnly	$372.98
GSSH24664830S/P/BO/N/NM/NW/XX/EXX	Red Sqr Shoe PinHgt Adj Lft,NoPUMod,NoWW,NoMP BaseOnly	$382.34
GSSH24724830S/P/BO/N/NM/NW/XX/EXX	Red Sqr Shoe PinHgt Adj Lft,NoPUMod,NoWW,NoMP BaseOnly	$397.53
GSSH24844830S/P/BO/N/NM/NW/XX/EXX	Red Sqr Shoe PinHgt Adj Lft,NoPUMod,NoWW,NoMP BaseOnly	$412.73
GSSH30544824S/P/BO/N/NM/NW/XX/EXX	Red Sqr Shoe PinHgt Adj Lft,NoPUMod,NoWW,NoMP BaseOnly	$357.78
GSSH30604824S/P/BO/N/NM/NW/XX/EXX	Red Sqr Shoe PinHgt Adj Lft,NoPUMod,NoWW,NoMP BaseOnly	$372.98
GSSH30664824S/P/BO/N/NM/NW/XX/EXX	Red Sqr Shoe PinHgt Adj Lft,NoPUMod,NoWW,NoMP BaseOnly	$382.34
GSSH30724824S/P/BO/N/NM/NW/XX/EXX	Red Sqr Shoe PinHgt Adj Lft,NoPUMod,NoWW,NoMP BaseOnly	$397.53
GSSH30844824S/P/BO/N/NM/NW/XX/EXX	Red Sqr Shoe PinHgt Adj Lft,NoPUMod,NoWW,NoMP BaseOnly	$412.73

Model Number	Description	Price
GSSH24485430S/P/BO/N/NM/NW/XX/EXX	Red Sqr Shoe PinHgt Adj Rgt,NoPUMod,NoWW,NoMP BaseOnly	$357.78
GSSH24486030S/P/BO/N/NM/NW/XX/EXX	Red Sqr Shoe PinHgt Adj Rgt,NoPUMod,NoWW,NoMP BaseOnly	$372.98
GSSH24486630S/P/BO/N/NM/NW/XX/EXX	Red Sqr Shoe PinHgt Adj Rgt,NoPUMod,NoWW,NoMP BaseOnly	$382.34
GSSH24487230S/P/BO/N/NM/NW/XX/EXX	Red Sqr Shoe PinHgt Adj Rgt,NoPUMod,NoWW,NoMP BaseOnly	$397.53
GSSH24488430S/P/BO/N/NM/NW/XX/EXX	Red Sqr Shoe PinHgt Adj Rgt,NoPUMod,NoWW,NoMP BaseOnly	$412.73
GSSH30485424S/P/BO/N/NM/NW/XX/EXX	Red Sqr Shoe PinHgt Adj Rgt,NoPUMod,NoWW,NoMP BaseOnly	$357.78
GSSH30486024S/P/BO/N/NM/NW/XX/EXX	Red Sqr Shoe PinHgt Adj Rgt,NoPUMod,NoWW,NoMP BaseOnly	$372.98
GSSH30486624S/P/BO/N/NM/NW/XX/EXX	Red Sqr Shoe PinHgt Adj Rgt,NoPUMod,NoWW,NoMP BaseOnly	$382.34
GSSH30487224S/P/BO/N/NM/NW/XX/EXX	Red Sqr Shoe PinHgt Adj Rgt,NoPUMod,NoWW,NoMP BaseOnly	$397.53
GSSH30488424S/P/BO/N/NM/NW/XX/EXX	Red Sqr Shoe PinHgt Adj Rgt,NoPUMod,NoWW,NoMP BaseOnly	$412.73

Model Number	Description	Price
GSTP604824S/P/BO/N/NM/NW/XX/EXX	P Peninsula Pin Hgt Adj Left,NoPUMod,NoWW,NoMP Base Only	$327.38
GSTP604830S/P/BO/N/NM/NW/XX/EXX	P Peninsula Pin Hgt Adj Left,NoPUMod,NoWW,NoMP Base Only	$327.38
GSTP664824S/P/BO/N/NM/NW/XX/EXX	P Peninsula Pin Hgt Adj Left,NoPUMod,NoWW,NoMP Base Only	$327.38
GSTP664830S/P/BO/N/NM/NW/XX/EXX	P Peninsula Pin Hgt Adj Left,NoPUMod,NoWW,NoMP Base Only	$327.38
GSTP724824S/P/BO/N/NM/NW/XX/EXX	P Peninsula Pin Hgt Adj Left,NoPUMod,NoWW,NoMP Base Only	$327.38
GSTP724830S/P/BO/N/NM/NW/XX/EXX	P Peninsula Pin Hgt Adj Left,NoPUMod,NoWW,NoMP Base Only	$327.38
GSTP844824S/P/BO/N/NM/NW/XX/EXX	P Peninsula Pin Hgt Adj Left,NoPUMod,NoWW,NoMP Base Only	$327.38
GSTP844830S/P/BO/N/NM/NW/XX/EXX	P Peninsula Pin Hgt Adj Left,NoPUMod,NoWW,NoMP Base Only	$327.38

Model Number	Description	Price
GSTP244860S/P/BO/N/NM/NW/XX/EXX	P Peninsula Pin Hgt Adj Right,NoPUMod,NoWW,NoMP Base Only	$327.38
GSTP244866S/P/BO/N/NM/NW/XX/EXX	P Peninsula Pin Hgt Adj Right,NoPUMod,NoWW,NoMP Base Only	$327.38
GSTP244872S/P/BO/N/NM/NW/XX/EXX	P Peninsula Pin Hgt Adj Right,NoPUMod,NoWW,NoMP Base Only	$327.38
GSTP244884S/P/BO/N/NM/NW/XX/EXX	P Peninsula Pin Hgt Adj Right,NoPUMod,NoWW,NoMP Base Only	$327.38
GSTP304860S/P/BO/N/NM/NW/XX/EXX	P Peninsula Pin Hgt Adj Right,NoPUMod,NoWW,NoMP Base Only	$327.38
GSTP304866S/P/BO/N/NM/NW/XX/EXX	P Peninsula Pin Hgt Adj Right,NoPUMod,NoWW,NoMP Base Only	$327.38
GSTP304872S/P/BO/N/NM/NW/XX/EXX	P Peninsula Pin Hgt Adj Right,NoPUMod,NoWW,NoMP Base Only	$327.38
GSTP304884S/P/BO/N/NM/NW/XX/EXX	P Peninsula Pin Hgt Adj Right,NoPUMod,NoWW,NoMP Base Only	$327.38

Model Number	Description	Price
GSAP604824S/P/BO/N/NM/NW/XX/EXX	Arcade Pnsla Pin Hgt Adj Lft, NoPUMod,NoWW,NoMP BaseOnly	$403.37
GSAP604830S/P/BO/N/NM/NW/XX/EXX	Arcade Pnsla Pin Hgt Adj Lft, NoPUMod,NoWW,NoMP BaseOnly	$403.37
GSAP664824S/P/BO/N/NM/NW/XX/EXX	Arcade Pnsla Pin Hgt Adj Lft, NoPUMod,NoWW,NoMP BaseOnly	$403.37
GSAP664830S/P/BO/N/NM/NW/XX/EXX	Arcade Pnsla Pin Hgt Adj Lft, NoPUMod,NoWW,NoMP BaseOnly	$403.37
GSAP724824S/P/BO/N/NM/NW/XX/EXX	Arcade Pnsla Pin Hgt Adj Lft, NoPUMod,NoWW,NoMP BaseOnly	$403.37
GSAP724830S/P/BO/N/NM/NW/XX/EXX	Arcade Pnsla Pin Hgt Adj Lft, NoPUMod,NoWW,NoMP BaseOnly	$403.37
GSAP844824S/P/BO/N/NM/NW/XX/EXX	Arcade Pnsla Pin Hgt Adj Lft, NoPUMod,NoWW,NoMP BaseOnly	$403.37
GSAP844830S/P/BO/N/NM/NW/XX/EXX	Arcade Pnsla Pin Hgt Adj Lft, NoPUMod,NoWW,NoMP BaseOnly	$403.37

Model Number	Description	Price
GSAP244860S/P/BO/N/NM/NW/XX/EXX	Arcade Pnsla Pin Hgt Adj Rgt, NoPUMod,NoWW,NoMP BaseOnly	$403.37
GSAP244866S/P/BO/N/NM/NW/XX/EXX	Arcade Pnsla Pin Hgt Adj Rgt, NoPUMod,NoWW,NoMP BaseOnly	$403.37
GSAP244872S/P/BO/N/NM/NW/XX/EXX	Arcade Pnsla Pin Hgt Adj Rgt, NoPUMod,NoWW,NoMP BaseOnly	$403.37
GSAP244884S/P/BO/N/NM/NW/XX/EXX	Arcade Pnsla Pin Hgt Adj Rgt, NoPUMod,NoWW,NoMP BaseOnly	$403.37
GSAP304860S/P/BO/N/NM/NW/XX/EXX	Arcade Pnsla Pin Hgt Adj Rgt, NoPUMod,NoWW,NoMP BaseOnly	$403.37
GSAP304866S/P/BO/N/NM/NW/XX/EXX	Arcade Pnsla Pin Hgt Adj Rgt, NoPUMod,NoWW,NoMP BaseOnly	$403.37
GSAP304872S/P/BO/N/NM/NW/XX/EXX	Arcade Pnsla Pin Hgt Adj Rgt, NoPUMod,NoWW,NoMP BaseOnly	$403.37
GSAP304884S/P/BO/N/NM/NW/XX/EXX	Arcade Pnsla Pin Hgt Adj Rgt, NoPUMod,NoWW,NoMP BaseOnly	$403.37

Model Number	Description	Price
GC2C2442S/P/BO/N/NM/XX/EXX	Two-Legged Crnr Pin Hgt Adj,NoPwrUpMod,NoModPnl BaseOnly	$239.68
GC2C2448S/P/BO/N/NM/XX/EXX	Two-Legged Crnr Pin Hgt Adj,NoPwrUpMod,NoModPnl BaseOnly	$239.68
GC2C2454S/P/BO/N/NM/XX/EXX	Two-Legged Crnr Pin Hgt Adj,NoPwrUpMod,NoModPnl BaseOnly	$245.54
GC2C3042S/P/BO/N/NM/XX/EXX	Two-Legged Crnr Pin Hgt Adj,NoPwrUpMod,NoModPnl BaseOnly	$245.54
GC2C3048S/P/BO/N/NM/XX/EXX	Two-Legged Crnr Pin Hgt Adj,NoPwrUpMod,NoModPnl BaseOnly	$251.38
GC2C3054S/P/BO/N/NM/XX/EXX	Two-Legged Crnr Pin Hgt Adj,NoPwrUpMod,NoModPnl BaseOnly	$251.38

TOOL RAILS T-4

Model Number	Description	Price
GTBS30/XX	30" Tool Rail Kit	$44.57
GTBS36/XX	36" Tool Rail Kit	$46.79
GTBS42/XX	42" Tool Rail Kit	$49.03
GTBS48/XX	48" Tool Rail Kit	$51.25
GTBS54/XX	54" Tool Rail Kit	$59.05
GTBS60/XX	60" Tool Rail Kit	$65.72
GTBS66/XX	66" Tool Rail Kit	$71.30
GTBS72/XX	72" Tool Rail Kit	$74.63

OVERHEADS - VENUS (T-4)

Model Number	Description	Price
VNOL30/GE/XX/XXX	30" Laminate Upper Door Venus Overhead	$502.20
VNOL36/GE/XX/XXX	36" Laminate Upper Door Venus Overhead	$514.45
VNOL42/GE/XX/XXX	42" Laminate Upper Door Venus Overhead	$538.95
VNOL48/GE/XX/XXX	48" Laminate Upper Door Venus Overhead	$563.45
VNOL54/GE/XX/XXX	54" Laminate Upper Door Venus Overhead	$643.62
VNOL60/GE/XX/XXX	60" Laminate Upper Door Venus Overhead	$698.18

Model Number	Description	Price
KD1/VNOS30/GE/XX/UXX	30" Solid Upper Door Venus Overhead	$447.57
KD1/VNOS36/GE/XX/UXX	36" Solid Upper Door Venus Overhead	$459.82
KD1/VNOS42/GE/XX/UXX	42" Solid Upper Door Venus Overhead	$484.31
KD1/VNOS48/GE/XX/UXX	48" Solid Upper Door Venus Overhead	$508.82
KD1/VNOS54/GE/XX/UXX	54" Solid Upper Door Venus Overhead	$552.24
KD1/VNOS60/GE/XX/UXX	60" Solid Upper Door Venus Overhead	$582.30

Model Number	Description	Price
KD2/VNOF30/GE/XX	30" Upholsterable Upper Door Venus Overhead	$454.25
KD2/VNOF36/GE/XX	36" Upholsterable Upper Door Venus Overhead	$466.50
KD2/VNOF42/GE/XX	42" Upholsterable Upper Door Venus Overhead	$491.00
KD2/VNOF48/GE/XX	48" Upholsterable Upper Door Venus Overhead	$515.49
KD2/VNOF54/GE/XX	54" Upholsterable Upper Door Venus Overhead	$557.81
KD2/VNOF60/GE/XX	60" Upholsterable Upper Door Venus Overhead	$588.99

Model Number	Description	Price
VNOS30/GE/XX/UXX	30" Solid Upper Door Venus Ovhd Pass Thru(FG)	$477.70
VNOS36/GE/XX/UXX	36" Solid Upper Door Venus Ovhd Pass Thru(FG)	$489.95
VNOS42/GE/XX/UXX	42" Solid Upper Door Venus Ovhd Pass Thru(FG)	$516.68
VNOS48/GE/XX/UXX	48" Solid Upper Door Venus Ovhd Pass Thru(FG)	$543.40
VNOS54/GE/XX/UXX	54" Solid Upper Door Venus Ovhd Pass Thru(FG)	$589.05
VNOS60/GE/XX/UXX	60" Solid Upper Door Venus Ovhd Pass Thru(FG)	$622.46

Model Number	Description	Price
VNOF30/GE/XX/XXXXX	30" Upholsterable Upper Door Venus Ovrhd Pass Thru(FG)	$471.87
VNOF36/GE/XX/XXXXX	36" Upholsterable Upper Door Venus Ovrhd Pass Thru(FG)	$538.95
VNOF42/GE/XX/XXXXX	42" Upholsterable Upper Door Venus Ovrhd Pass Thru(FG)	$510.46
VNOF48/GE/XX/XXXXX	48" Upholsterable Upper Door Venus Ovrhd Pass Thru(FG)	$595.74
VNOF54/GE/XX/XXXXX	54" Upholsterable Upper Door Venus Ovrhd Pass Thru(FG)	$635.83
VNOF60/GE/XX/XXXXX	60" Upholsterable Upper Door Venus Ovrhd Pass Thru(FG)	$672.57

ELECTRICAL

Model Number	Description	Price
G4DS30	Rigid Wireway Kit 30" - 4-4-2	$52.34
G4DS36	Rigid Wireway Kit 36" - 4-4-2	$54.56
G4DS42	Rigid Wireway Kit 42" - 4-4-2	$56.79
G4DS48	Rigid Wireway Kit 48" - 4-4-2	$57.90
G4DS54	Rigid Wireway Kit 54" - 4-4-2	$59.01
G4DS60	Rigid Wireway Kit 60" - 4-4-2	$63.47
G4DS66	Rigid Wireway Kit 66" - 4-4-2	$66.81
G4DS72	Rigid Wireway Kit 72" - 4-4-2	$71.27
G4DS84	Rigid Wireway Kit 84" - 4-4-2	$75.72
G6DS30	Rigid Wireway Kit 30" - 6-2-2	$52.34
G6DS36	Rigid Wireway Kit 36" - 6-2-2	$54.56
G6DS42	Rigid Wireway Kit 42" - 6-2-2	$56.79
G6DS48	Rigid Wireway Kit 48" - 6-2-2	$57.90
G6DS54	Rigid Wireway Kit 54" - 6-2-2	$59.01
G6DS60	Rigid Wireway Kit 60" - 6-2-2	$63.47
G6DS66	Rigid Wireway Kit 66" - 6-2-2	$66.81
G6DS72	Rigid Wireway Kit 72" - 6-2-2	$71.27
G6DS84	Rigid Wireway Kit 84" - 6-2-2	$75.72
GCJ18/XX/DXX	Jumper No Power 18"	$61.25
GCJ21/XX/DXX	Jumper No Power 21"	$72.38
GCJ418/XX/DXX	Jumper 4-4-2 Power 18"	$101.33
GCJ421/XX/DXX	Jumper 4-4-2 Power 21"	$123.60
GCJ618/XX/DXX	Jumper 6-2-2 Power 18"	$101.33
GCJ621/XX/DXX	Jumper 6-2-2 Power 21"	$123.60
GE.RECP4.1.XX	Receptacle Shared Ground 4-4-2 Circuit 1	$7.80
GE.RECP4.2.XX	Receptacle Shared Ground 4-4-2 Circuit 2	$7.80
GE.RECP4.3.XX	Receptacle Shared Ground 4-4-2 Circuit 3	$7.80
GE.RECP4.3I	Receptacle Shared Ground 4-4-2 Circuit 3I	$7.80
GE.RECP4.4I	Receptacle Shared Ground 4-4-2 Circuit 4I	$7.80
GE.RECP6.1.XX	Receptacle Shared Ground 6-2-2 Circuit 1	$7.80
GE.RECP6.2.XX	Receptacle Shared Ground 6-2-2 Circuit 2	$7.80
GE.RECP6.3.XX	Receptacle Shared Ground 6-2-2 Circuit 3	$7.80
GE.RECP6.4I	Receptacle Shared Ground 6-2-2 Circuit 4I	$7.80
GE.RECP6.5I	Receptacle Shared Ground 6-2-2 Circuit 5I	$7.80
GE.RECP6.6I	Receptacle Shared Ground 6-2-2 Circuit 6I	$7.80
GEIFF442	72" Infeed 4-4-2	$75.72
GEIFF622	72" Infeed 6-2-2	$75.72
GWTD.XX	Wire Trough Data Face Plate	$8.91
GWTECLH.XX	Wire Trough End Cap - LH For Corner Condition	$22.27
GWTECRH.XX	Wire Trough End Cap - RH For Corner Condition	$22.27
GWTELH.XX	Wire Trough End Cap - LH For Table End	$20.05
GWTERH.XX	Wire Trough End Cap - RH For Table End	$20.05

Model Number	Description	Price
GWTR30/XX/DXX	30" Straight Wire Trough	$148.10
GWTR36/XX/DXX	36" Straight Wire Trough	$161.46
GWTR42/XX/DXX	42" Straight Wire Trough	$167.03
GWTR48/XX/DXX	48" Straight Wire Trough	$181.51

GWTR54/XX/DXX	54" Straight Wire Trough	$194.87
GWTR60/XX/DXX	60" Straight Wire Trough	$197.09
GWTR66/XX/DXX	66" Straight Wire Trough	$259.45
GWTR72/XX/DXX	72" Straight Wire Trough	$268.36

Model Number	Description	Price
GWTC36L/XX/DXX	36" Corner Wire Trough - Left	$170.37
GWTC36R/XX/DXX	36" Corner Wire Trough - Right	$170.37
GWTC42L/XX/DXX	42" Corner Wire Trough - Left	$182.62
GWTC42R/XX/DXX	42" Corner Wire Trough - Right	$182.62
GWTC48L/XX/DXX	48" Corner Wire Trough - Left	$194.87
GWTC48R/XX/DXX	48" Corner Wire Trough - Right	$194.87
GWTC54L/XX/DXX	54" Corner Wire Trough - Left	$214.91
GWTC54R/XX/DXX	54" Corner Wire Trough - Right	$214.91
GWTC60L/XX/DXX	60" Corner Wire Trough - Left	$219.36
GWTC60R/XX/DXX	60" Corner Wire Trough - Right	$219.36
GWTC66L/XX/DXX	66" Corner Wire Trough - Left	$267.25
GWTC66R/XX/DXX	66" Corner Wire Trough - Right	$267.25
GWTC72L/XX/DXX	72" Corner Wire Trough - Left	$306.22
GWTC72R/XX/DXX	72" Corner Wire Trough - Right	$306.22
GWTC84L/XX/DXX	84" Corner Wire Trough - Left	$305.11
GWTC84R/XX/DXX	84" Corner Wire Trough - Right	$305.11

OVERHEADS - UNIVERSAL (T-4)

Model Number	Description	Price
GUOS30/U/XX	30" Steel Universal Overhead	$334.06
GUOS36/U/XX	36" Steel Universal Overhead	$349.27
GUOS42/U/XX	42" Steel Universal Overhead	$360.08
GUOS48/U/XX	48" Steel Universal Overhead	$375.99
GUOS54/U/XX	54" Steel Universal Overhead	$407.35
GUOS60/U/XX	60" Steel Universal Overhead	$438.48

Model Number	Description	Price
GUOF30/U/XX	30" Upholsterable Universal Overhead	$334.06
GUOF36/U/XX	36" Upholsterable Universal Overhead	$349.27
GUOF42/U/XX	42" Upholsterable Universal Overhead	$360.08
GUOF48/U/XX	48" Upholsterable Universal Overhead	$375.99
GUOF54/U/XX	54" Upholsterable Universal Overhead	$407.35
GUOF60/U/XX	60" Upholsterable Universal Overhead	$438.48

Model Number	Description	Price
GUOL30/U/XX/XXX	30" Laminate Universal Overhead	$358.56
GUOL36/U/XX/XXX	36" Laminate Universal Overhead	$374.14
GUOL42/U/XX/XXX	42" Laminate Universal Overhead	$394.19
GUOL48/U/XX/XXX	48" Laminate Universal Overhead	$413.12

GUOL54/U/XX/XXX	54" Laminate Universal Overhead	$445.41
GUOL60/U/XX/XXX	60" Laminate Universal Overhead	$463.23

NEW YORK Table Legs & Aprons Price List

DATE: 08/02/2022

Table Size/Style	Leg Part#	Price
18"x60" rectangular folding offset	87.0222.AXX.P	$94.00
18"x72" rectangular folding	87.0222.AXX.P	$94.00
18"x96" rectangular folding	87.0222.AXX.P	$94.00
24"x60" rectangular folding	87.0224.AXX.P	$104.00
24"x72" rectangular folding	87.0126.AXX.P	$69.00
24"x96" rectangular folding	87.0126.AXX.P	$69.00
30"x60" rectangular folding	87.0126.AXX.P	$69.00
30"x72" rectangular folding	87.0111.AXX.P	$63.00
30"x96" rectangular folding	87.0111.AXX.P	$63.00
36"x72" rectangular folding	87.0111.AXX.P	$63.00
36"x96" rectangular folding	87.0111.AXX.P	$63.00
W-Fold Legs - Set	87.0111.AXX.P	$63.00
24"x36" rectangular knifelock folding	87.0128.AXX.P	$81.00
30"x48" rectangular knifelock folding	87.0131.AXX.P	$81.00
36"x36" rectangular knifelock folding	87.0136.AXX.P	$84.00
48" & 60" round wishbone folding (Set)	87.0010.AXX.P	$107.00

Table Size/Style	Apron Part#(black or brown only)	Price
18"x60" rectangular folding	87.1073.XX.P	$53.00
18"x72" rectangular folding	87.1065.XX.P	$53.00
18"x96" rectangular folding	87.1025.XX.P	$55.00
24"x60" rectangular folding	87.1102.XX.P	$43.00
24"x72" rectangular folding	87.1060.XX.P	$47.00
24"x96" rectangular folding	87.1020.XX.P	$56.00
30"x60" rectangular folding	87.1080.XX.P	$42.00
30"x72" rectangular folding	87.1055.XX.P	$47.00
30"x96" rectangular folding	87.1015.XX.P	$56.00
36"x72" rectangular folding	87.1055.XX.P	$47.00
36"x96" rectangular folding	87.1015.XX.P	$56.00
30"x60" rectangular adjustable folding	87.1080.XX.P	$42.00
30"x72" rectangular adjustable folding	87.1055.XX.P	$47.00
30"x96" rectangular adjustable folding	87.1015.XX.P	$56.00
36"x72" rectangular adjustable folding	87.1055.XX.P	$47.00
36"x96" rectangular adjustable folding	87.1015.XX.P	$56.00
24"x36" rectangular knifelock folding	87.1100.XX.P	$43.00
30"x48" rectangular knifelock folding	87.1090.XX.P	$41.00
36"x36" rect knifelock folding/48"&60" round wishbone folding	87.1095.XX.P	$29.00
72" round wishbone folding	87.0046.XX.P	$66.00
60" round inverted T fixed folding	87.1092.XX.P	$46.00
60" round inverted T adjustable folding	87.1092.XX.P	$46.00
Oxford Activity Table Adjustable Leg Set - Enamel Finish	FATL.1.XX	$88.00
Oxford Activity Table Adjustable Leg Set - Chrome Finish	FATL.0.CH	$105.00

XX = color selection

NEW YORK TRANSPIRE MODEL PRICE LIST

Date: 8/2/2022

TACKBOARDS

Model Number	Description	Price
CI.KTK30	30"Wx17"H Tackboard for 36"High Ovrhd-Unassembled/Unupholstrd	$46.71
CI.KTK3024	30"Wx24"H Tackboard for 43"High Ovrhd-Unassembled/Unupholstrd	$58.96
CI.KTK36	36"Wx17"H Tackboard for 36"High Ovrhd-Unassembled/Unupholstrd	$50.05
CI.KTK3624	36"Wx24"H Tackboard for 43"High Ovrhd-Unassembled/Unupholstrd	$62.30
CI.KTK42	42"Wx17"H Tackboard for 36"High Ovrhd-Unassembled/Unupholstrd	$53.40
CI.KTK4224	42"Wx24"H Tackboard for 43"High Ovrhd-Unassembled/Unupholstrd	$65.65
CI.KTK48	48"Wx17"H Tackboard for 36"High Ovrhd-Unassembled/Unupholstrd	$57.85
CI.KTK4824	48"Wx24"H Tackboard for 43"High Ovrhd-Unassembled/Unupholstrd	$72.32
CI.KTK54	54"Wx17"H Tackboard for 36"High Ovrhd-Unassembled/Unupholstrd	$74.56
CI.KTK5424	54"Wx24"H Tackboard for 43"High Ovrhd-Unassembled/Unupholstrd	$79.02
CI.KTK60	60"Wx17"H Tackboard for 36"High Ovrhd-Unassembled/Unupholstrd	$79.00
CI.KTK6024	60"Wx24"H Tackboard for 43"High Ovrhd-Unassembled/Unupholstrd	$97.94
CI.KTK66	66"Wx17"H Tackboard for 36"High Ovrhd-Unassembled/Unupholstrd	$82.36
CI.KTK6624	66"Wx24"H Tackboard for 43"High Ovrhd-Unassembled/Unupholstrd	$101.30
CI.KTK72	72"Wx17"H Tackboard for 36"High Ovrhd-Unassembled/Unupholstrd	$83.46
CI.KTK7224	72"Wx24"H Tackboard for 43"High Ovrhd-Unassembled/Unupholstrd	$104.62
CI.KTK78	78"Wx17"H Tackboard for 36"High Ovrhd-Unassembled/Unupholstrd	$85.70
CI.KTK7824	78"Wx24"H Tackboard for 43"High Ovrhd-Unassembled/Unupholstrd	$107.97

Model Number	Description	Price
CI.KWMTK30	30" W x 17" H Wall-Mount Tackboard-Unassembled/Unupholstered	$47.85
CI.KWMTK3024	30" W x 24" H Wall-Mount Tackboard-Unassembled/Unupholstered	$60.10
CI.KWMTK36	36" W x 17" H Wall-Mount Tackboard-Unassembled/Unupholstered	$51.19
CI.KWMTK3624	36" W x 24" H Wall-Mount Tackboard-Unassembled/Unupholstered	$63.44
CI.KWMTK42	42" W x 17" H Wall-Mount Tackboard-Unassembled/Unupholstered	$54.54
CI.KWMTK4224	42" W x 24" H Wall-Mount Tackboard-Unassembled/Unupholstered	$66.78
CI.KWMTK48	48" W x 17" H Wall-Mount Tackboard-Unassembled/Unupholstered	$59.00
CI.KWMTK4824	48" W x 24" H Wall-Mount Tackboard-Unassembled/Unupholstered	$72.36
CI.KWMTK54	54" W x 17" H Wall-Mount Tackboard-Unassembled/Unupholstered	$77.93
CI.KWMTK5424	54" W x 24" H Wall-Mount Tackboard-Unassembled/Unupholstered	$80.15
CI.KWMTK60	60" W x 17" H Wall-Mount Tackboard-Unassembled/Unupholstered	$80.15
CI.KWMTK6024	60" W x 24" H Wall-Mount Tackboard-Unassembled/Unupholstered	$97.97
CI.KWMTK66	66" W x 17" H Wall-Mount Tackboard-Unassembled/Unupholstered	$82.37
CI.KWMTK6624	66" W x 24" H Wall-Mount Tackboard-Unassembled/Unupholstered	$103.53
CI.KWMTK72	72" W x 17" H Wall-Mount Tackboard-Unassembled/Unupholstered	$83.50
CI.KWMTK7224	72" W x 24" H Wall-Mount Tackboard-Unassembled/Unupholstered	$105.77
CI.KWMTK78	78" W x 17" H Wall-Mount Tackboard-Unassembled/Unupholstered	$86.82
CI.KWMTK7824	78" W x 24" H Wall-Mount Tackboard-Unassembled/Unupholstered	$107.98

Model Number	Description	Price
CI.KTKC3636	33"Wx17"H Tckbrd-36" Crnr SymHighOvrhd-Unassmbld/Unupholstrd	$98.99
CI.KTKC363624	33"Wx24"H Tckbrd-43" Crnr SymHighOvrhd-Unassmbld/Unupholstrd	$123.50
CI.KTKC4242	39"Wx17"H Tckbrd-36" Crnr SymHighOvrhd-Unassmbld/Unupholstrd	$105.69
CI.KTKC424224	39"Wx24"H Tckbrd-43" Crnr SymHighOvrhd-Unassmbld/Unupholstrd	$129.06
CI.KTKC4848	45"Wx17"H Tckbrd-36" Crnr SymHighOvrhd-Unassmbld/Unupholstrd	$113.47

CI.KTKC484824	45"Wx24"H Tckbrd-43" Crnr SymHighOvrhd-Unassmbld/Unupholstrd	$139.10

Model Number	Description	Price
CI.KTKG66	66x13 Tackboard for Gallery Recptn Desk-Unassembled/Unupholstrd	$69.00
CI.KTKG72	72x13 Tackboard for Gallery Recptn Desk-Unassembled/Unupholstrd	$71.23

ACRYLIC SCREENS

ACRYLIC SCREENS

KDTP ***Acrylic Screen***

2412 ***Size***

Model Number	Description	Price
KDTP2412	Desktop Acrylic Screen 24 x 12	$49.00
KDTP2418	Desktop Acrylic Screen 24 x 18	$77.95
KDTP3012	Desktop Acrylic Screen 30 x 12	$55.68
KDTP3018	Desktop Acrylic Screen 30 x 18	$92.43
KDTP3612	Desktop Acrylic Screen 36 x 12	$63.47
KDTP3618	Desktop Acrylic Screen 36 x 18	$93.54
KDTP4212	Desktop Acrylic Screen 42 x 12	$79.06
KDTP4218	Desktop Acrylic Screen 42 x 18	$119.15
KDTP4812	Desktop Acrylic Screen 48 x 12	$80.17
KDTP4818	Desktop Acrylic Screen 48 x 18	$120.26
KDTP5412	Desktop Acrylic Screen 54 x 12	$101.33
KDTP5418	Desktop Acrylic Screen 54 x 18	$148.10
KDTP6012	Desktop Acrylic Screen 60 x 12	$102.44
KDTP6018	Desktop Acrylic Screen 60 x 18	$149.22
KDTP6612	Desktop Acrylic Screen 66 x 12	$103.56
KDTP6618	Desktop Acrylic Screen 66 x 18	$173.71
KDTP7212	Desktop Acrylic Screen 72 x 12	$104.68
KDTP7218	Desktop Acrylic Screen 72 x 18	$174.82

SUPPORT MOUNTS

KDTP ***Acrylic Screens***

C or S ***Clamp or Surface Mount***

.XX ***Color***

NOTE: ***Surface Mount Colors Only: B - Black, C - Charcoal, A - Aluminum***

Model Number	Description	Price
KDTPC.KIT.XX	DESKTOP SCREEN SUPPORT CLAMP MOUNT	$38.98
KDTPSA	DESKTOP SCREEN SUPPORT SURFACE MOUNT-ALUMINUM	$14.47
KDTPSB	DESKTOP SCREEN SUPPORT SURFACE MOUNT-BLACK	$14.47
KDTPSC	DESKTOP SCREEN SUPPORT SURFACE MOUNT-CHARCOAL	$14.47

NEW YORK ULTRA LITE MODEL PRICE LIST

Date: 8/2/2022

ULTRA LITE

RECTANGULAR TABLE

VL.3060.BL.WH ***Rectangular Table - Frame/Legs are Black Only***

NOTE: ***Folding Legs - Polypropylene Feet***

Model Number	Description	Price
VL.3060.BL.WH	30" x 60" Rectangular Table	$92.43
VL.3072.BL.WH	30" x 72" Rectangular Table	$106.90
VL.3096.BL.WH	30" x 96" Rectangular Table	$139.19

ROUND TABLES

VL.48R.BL.WH ***Round Table - Frame/Legs are Black Only***

NOTE: ***Folding Legs - Polypropylene Feet***

Model Number	Description	Price
VL.48R.BL.WH	48" Round Table	$113.58
VL.60R.BL.WH	60" Round Table	$181.51
VL.71R.BL.WH	71" Round Table	$242.75

FOLDING CHAIR

VL.100.BL.WH ***Folding Chair - Single Hinge***

NOTE: ***Frame - Black Only, Seat & Back - White Speckled Only***

Model Number	Description	Price
VL.100.BL.WH	Folding Chair Sngl Hinge (Blk Frame)(White Speckled Seat&Back)	$47.88

NEW YORK UNIFY MODEL PRICE LIST

Date: 8/2/2022

UNIFY

RECT TABLE (12 FEET) W/NO SEATS-FRAME ONLY

UF12KD ***12' Rect Table W/No Seats - Frame Only***
BL or CH ***Frame Color - Black or Chrome***
27 or 29 ***Table Base Height - 27" or 29"***
NOTE: ***CI program produces the top & completes assembly. Normal delivery is dock-to-dock.***
NOTE: ***Special requests such as inside delivery, lift-gate/ramp service, etc. are subject to additional charges.***
FAMILY NAME: ***UFKD***

Model Number	Description	Price
UF12KD/BL/27	Frame Only for 12' Rect. Table No Seats 27" Height-Black	$584.60
UF12KD/BL/29	Frame Only for 12' Rect. Table No Seats 29" Height-Black	$584.60
UF12KD/CH/27	Frame Only for 12' Rect. Table No Seats 27" Height-Chrome	$603.54
UF12KD/CH/29	Frame Only for 12' Rect. Table No Seats 29" Height-Chrome	$603.54

RECT TABLE (12 FEET) W/SPLIT BENCHES-FRAME ONLY

UF12SB ***12' Rect Table W/Split Benches - Frame Only***
BL or CH ***Frame Color - Black or Chrome***
27 or 29 ***Table Base Height - 27" or 29"***
NOTE: ***CI program produces the top & completes assembly. Normal delivery is dock-to-dock.***
NOTE: ***Special requests such as inside delivery, lift-gate/ramp service, etc. are subject to additional charges.***
FAMILY NAME: ***UFKD***

Model Number	Description	Price
UF12SB/BL/27	Frame Only for 12' Rect. Table w/split benches 27" Height-Black	$846.28
UF12SB/BL/29	Frame Only for 12' Rect. Table w/split benches 29" Height-Black	$846.28
UF12SB/CH/27	Frame Only for 12' Rect. Table w/split benches 27" Height-Chrome	$905.29
UF12SB/CH/29	Frame Only for 12' Rect. Table w/split benches 29" Height-Chrome	$905.29

RECT TABLE (12 FEET) W/BENCHES-FRAME ONLY

UF12BE ***12' Rect Table W/Benches - Frame Only***
BL or CH ***Frame Color - Black or Chrome***
27 or 29 ***Table Base Height - 27" or 29"***
NOTE: ***CI program produces the top & completes assembly. Normal delivery is dock-to-dock.***
NOTE: ***Special requests such as inside delivery, lift-gate/ramp service, etc. are subject to additional charges.***
FAMILY NAME: ***UFKD***

Model Number	Description	Price
UF12BE/BL/27	Frame Only for 12' Rect. Table w/benches 27" Height-Black	$807.30
UF12BE/BL/29	Frame Only for 12' Rect. Table w/benches 29" Height-Black	$807.30
UF12BE/CH/27	Frame Only for 12' Rect. Table w/benches 27" Height-Chrome	$854.08
UF12BE/CH/29	Frame Only for 12' Rect. Table w/benches 29" Height-Chrome	$854.08

RECT TABLE (12 FEET) W/12 SEATS-FRAME ONLY

UF126 ***12' Rect Table W/12 Seats - Frame Only***
PS or TS ***Poly Seat or Thermal Seat***
BL or CH ***Frame Color - Black or Chrome***
27 or 29 ***Table Base Height - 27" or 29"***
XXX ***Stool Color***
NOTE: ***CI program produces the top & completes assembly. Normal delivery is dock-to-dock.***
NOTE: ***Special requests such as inside delivery, lift-gate/ramp service, etc. are subject to additional charges.***
FAMILY NAME: ***UFKD***

Model Number	Description	Price
UF126/PS/BL/27/XXX	Frame & 12 Poly Seats for 12' Rect Table 27" Hght-Black	$875.24
UF126/PS/BL/29/XXX	Frame & 12 Poly Seats for 12' Rect Table 29" Hght-Black	$875.24
UF126/PS/CH/27/XXX	Frame & 12 Poly Seats for 12' Rect Table 27" Hght-Chrome	$919.78
UF126/PS/CH/29/XXX	Frame & 12 Poly Seats for 12' Rect Table 29" Hght-Chrome	$919.78

UF126/TS/BL/27/XXX	Frame & 12 Thermal Seats for 12' Rect Table 27" Hght-Black	$979.90
UF126/TS/BL/29/XXX	Frame & 12 Thermal Seats for 12' Rect Table 29" Hght-Black	$979.90
UF126/TS/CH/27/XXX	Frame & 12 Thermal Seats for 12' Rect Table 27" Hght-Chrome	$1,023.33
UF126/TS/CH/29/XXX	Frame & 12 Thermal Seats for 12' Rect Table 29" Hght-Chrome	$1,023.33

RECT TABLE (12 FEET) W/16 SEATS-FRAME ONLY

UF128 ***12' Rect Table W/16 Seats - Frame Only***
PS or TS ***Poly Seat or Thermal Seat***
BL or CH ***Frame Color - Black or Chrome***
27 or 29 ***Table Base Height - 27" or 29"***
XXX ***Stool Color***
NOTE: ***CI program produces the top & completes assembly. Normal delivery is dock-to-dock.***
NOTE: ***Special requests such as inside delivery, lift-gate/ramp service, etc. are subject to additional charges.***
FAMILY NAME: ***UFKD***

Model Number	Description	Price
UF128/PS/BL/27/XXX	Frame & 16 Poly Seats for 12' Rect Table 27" Hght-Black	$928.68
UF128/PS/BL/29/XXX	Frame & 16 Poly Seats for 12' Rect Table 29" Hght-Black	$928.68
UF128/PS/CH/27/XXX	Frame & 16 Poly Seats for 12' Rect Table 27" Hght-Chrome	$975.45
UF128/PS/CH/29/XXX	Frame & 16 Poly Seats for 12' Rect Table 29" Hght-Chrome	$975.45
UF128/TS/BL/27/XXX	Frame & 16 Thermal Seats for 12' Rect Table 27" Hght-Black	$1,053.40
UF128/TS/BL/29/XXX	Frame & 16 Thermal Seats for 12' Rect Table 29" Hght-Black	$1,053.40
UF128/TS/CH/27/XXX	Frame & 16 Thermal Seats for 12' Rect Table 27" Hght-Chrome	$1,100.16
UF128/TS/CH/29/XXX	Frame & 16 Thermal Seats for 12' Rect Table 29" Hght-Chrome	$1,100.16

ROUND TABLE W/8 SEATS-FRAME ONLY

UFRD58 ***60" Round Table W/8 Seats - Frame Only***
PS or TS ***Poly Seat or Thermal Seat***
BL or CH ***Frame Color - Black or Chrome***
27 or 29 ***Table Base Height - 27" or 29"***
XXX ***Stool Color***
NOTE: ***CI program produces the top & completes assembly. Normal delivery is dock-to-dock.***
NOTE: ***Special requests such as inside delivery, lift-gate/ramp service, etc. are subject to additional charges.***
FAMILY NAME: ***UFKD***

Model Number	Description	Price
UFRD58/PS/BL/27/XXX	Frame & 8 Poly Seats for 60" Round Table 27" Hght-Black	$851.84
UFRD58/PS/BL/29/XXX	Frame & 8 Poly Seats for 60" Round Table 29" Hght-Black	$851.84
UFRD58/PS/CH/27/XXX	Frame & 8 Poly Seats for 60" Round Table 27" Hght-Chrome	$901.96
UFRD58/PS/CH/29/XXX	Frame & 8 Poly Seats for 60" Round Table 29" Hght-Chrome	$901.96
UFRD58/TS/BL/27/XXX	Frame & 8 Thermal Seats for 60" Round Table 27" Hght-Black	$901.96
UFRD58/TS/BL/29/XXX	Frame & 8 Thermal Seats for 60" Round Table 29" Hght-Black	$901.96
UFRD58/TS/CH/27/XXX	Frame & 8 Thermal Seats for 60" Round Table 27" Hght-Chrome	$955.41
UFRD58/TS/CH/29/XXX	Frame & 8 Thermal Seats for 60" Round Table 29" Hght-Chrome	$955.41

ROUND TABLE W/SPLIT BENCHES-FRAME ONLY

UFRD5SB ***60" Round Table W/Split Benches - Frame Only***
BL or CH ***Frame Color - Black or Chrome***
27 or 29 ***Table Base Height - 27" or 29"***
NOTE: ***CI program produces the top & completes assembly. Normal delivery is dock-to-dock.***
NOTE: ***Special requests such as inside delivery, lift-gate/ramp service, etc. are subject to additional charges.***
FAMILY NAME: ***UFKD***

Model Number	Description	Price
UFRD5SB/BL/27	Frame Only for 60" Round Table w/split benches 27" Height-Black	$810.65
UFRD5SB/BL/29	Frame Only for 60" Round Table w/split benches 29" Height-Black	$810.65
UFRD5SB/CH/27	Frame Only for 60" Round Table w/split benches 27" Hght-Chrome	$851.84
UFRD5SB/CH/29	Frame Only for 60" Round Table w/split benches 29" Hght-Chrome	$851.84

NEW YORK UNIVERSAL SCREENS MODEL PRICE LIST

Date: 8/2/2022

HEIGHT ADJUSTABLE SCREENS

Model Number	Description	Price
USPF2324/XXXX/FXXX	23W x 24H Universal Height Adj Screen	$200.43
USPF2331/XXXX/FXXX	23W x 31H Universal Height Adj Screen	$228.27
USPF2924/XXXX/FXXX	29W x 24H Universal Height Adj Screen	$217.14
USPF2931/XXXX/FXXX	29W x 31H Universal Height Adj Screen	$272.81
USPF3524/XXXX/FXXX	35W x 24H Universal Height Adj Screen	$233.85
USPF3531/XXXX/FXXX	35W x 31H Universal Height Adj Screen	$283.95
USPF4624/XXXX/FXXX	46W x 24H Universal Height Adj Screen	$261.68
USPF4631/XXXX/FXXX	46W x 31H Universal Height Adj Screen	$350.76
USPF5224/XXXX/FXXX	52W x 24H Universal Height Adj Screen	$334.06
USPF5231/XXXX/FXXX	52W x 31H Universal Height Adj Screen	$395.30
USPF5824/XXXX/FXXX	58W x 24H Universal Height Adj Screen	$378.60
USPF5831/XXXX/FXXX	58W x 31H Universal Height Adj Screen	$545.63
USPF6424/XXXX/FXXX	64W x 24H Universal Height Adj Screen	$385.28
USPF6431/XXXX/FXXX	64W x 31H Universal Height Adj Screen	$556.76
USPF7024/XXXX/FXXX	70W x 24H Universal Height Adj Screen	$389.74
USPF7031/XXXX/FXXX	70W x 31H Universal Height Adj Screen	$573.47
USPF8224/XXXX/FXXX	82W x 24H Universal Height Adj Screen	$405.32
USPF8231/XXXX/FXXX	82W x 31H Universal Height Adj Screen	$590.17

Model Number	Description	Price
USFA2324/XXXX/XXXX	23W x 24H Universal Fabric Height Adj Screen	$211.57
USFA2331/XXXX/XXXX	23W x 31H Universal Fabric Height Adj Screen	$220.48
USFA2924/XXXX/XXXX	29W x 24H Universal Fabric Height Adj Screen	$228.27
USFA2931/XXXX/XXXX	29W x 31H Universal Fabric Height Adj Screen	$239.41
USFA3524/XXXX/XXXX	35W x 24H Universal Fabric Height Adj Screen	$239.41
USFA3531/XXXX/XXXX	35W x 31H Universal Fabric Height Adj Screen	$244.98
USFA4624/XXXX/XXXX	46W x 24H Universal Fabric Height Adj Screen	$256.12
USFA4631/XXXX/XXXX	46W x 31H Universal Fabric Height Adj Screen	$272.81
USFA5224/XXXX/XXXX	52W x 24H Universal Fabric Height Adj Screen	$350.76
USFA5231/XXXX/XXXX	52W x 31H Universal Fabric Height Adj Screen	$395.30
USFA5824/XXXX/XXXX	58W x 24H Universal Fabric Height Adj Screen	$356.33
USFA5831/XXXX/XXXX	58W x 31H Universal Fabric Height Adj Screen	$406.43
USFA6424/XXXX/XXXX	64W x 24H Universal Fabric Height Adj Screen	$378.60
USFA6431/XXXX/XXXX	64W x 31H Universal Fabric Height Adj Screen	$423.14
USFA7024/XXXX/XXXX	70W x 24H Universal Fabric Height Adj Screen	$384.16
USFA7031/XXXX/XXXX	70W x 31H Universal Fabric Height Adj Screen	$434.28
USFA8224/XXXX/XXXX	82W x 24H Universal Fabric Height Adj Screen	$389.74
USFA8231/XXXX/XXXX	82W x 31H Universal Fabric Height Adj Screen	$450.98

NEW YORK UNIVERSAL SCREENS MODEL PRICE LIST

Date: 8/2/2022

FIXED SCREENS

FABRIC SCREENS

USFA	***Universal Fixed Screen-Fabric***
2324F	***Size***
XXXX	***Base Finish Color***
XXXX	***Fabric Color***
FAMILY NAME:	***USFA***

Model Number	Description	Price
USFA2324F/XXXX/XXXX	23W x 24H Universal Fabric Fixed Height Screen	$139.19
USFA2329F/XXXX/XXXX	23W x 29H Universal Fabric Fixed Height Screen	$150.33
USFA2331F/XXXX/XXXX	23W x 31H Universal Fabric Fixed Height Screen	$161.46
USFA2924F/XXXX/XXXX	29W x 24H Universal Fabric Fixed Height Screen	$155.89
USFA2929F/XXXX/XXXX	29W x 29H Universal Fabric Fixed Height Screen	$167.03
USFA2931F/XXXX/XXXX	29W x 31H Universal Fabric Fixed Height Screen	$172.60
USFA3524F/XXXX/XXXX	35W x 24H Universal Fabric Fixed Height Screen	$172.60
USFA3529F/XXXX/XXXX	35W x 29H Universal Fabric Fixed Height Screen	$183.73
USFA3531F/XXXX/XXXX	35W x 31H Universal Fabric Fixed Height Screen	$189.30
USFA4624F/XXXX/XXXX	46W x 24H Universal Fabric Fixed Height Screen	$189.30
USFA4629F/XXXX/XXXX	46W x 29H Universal Fabric Fixed Height Screen	$200.43
USFA4631F/XXXX/XXXX	46W x 31H Universal Fabric Fixed Height Screen	$211.57
USFA5224F/XXXX/XXXX	52W x 24H Universal Fabric Fixed Height Screen	$233.85
USFA5229F/XXXX/XXXX	52W x 29H Universal Fabric Fixed Height Screen	$267.25
USFA5231F/XXXX/XXXX	52W x 31H Universal Fabric Fixed Height Screen	$283.95
USFA5824F/XXXX/XXXX	58W x 24H Universal Fabric Fixed Height Screen	$244.98
USFA5829F/XXXX/XXXX	58W x 29H Universal Fabric Fixed Height Screen	$289.52
USFA5831F/XXXX/XXXX	58W x 31H Universal Fabric Fixed Height Screen	$295.08
USFA6424F/XXXX/XXXX	64W x 24H Universal Fabric Fixed Height Screen	$256.12
USFA6429F/XXXX/XXXX	64W x 29H Universal Fabric Fixed Height Screen	$295.08
USFA6431F/XXXX/XXXX	64W x 31H Universal Fabric Fixed Height Screen	$300.66
USFA7024F/XXXX/XXXX	70W x 24H Universal Fabric Fixed Height Screen	$261.68
USFA7029F/XXXX/XXXX	70W x 29H Universal Fabric Fixed Height Screen	$306.22
USFA7031F/XXXX/XXXX	70W x 31H Universal Fabric Fixed Height Screen	$311.79
USFA8224F/XXXX/XXXX	82W x 24H Universal Fabric Fixed Height Screen	$278.39
USFA8229F/XXXX/XXXX	82W x 29H Universal Fabric Fixed Height Screen	$311.79
USFA8231F/XXXX/XXXX	82W x 31H Universal Fabric Fixed Height Screen	$322.93

FELT SCREENS

USPF	***Universal Fixed Screen-Felt***
2324F	***Size***
XXXX	***Base Finish Color***
FXXX	***Felt Color***
FAMILY NAME:	***USPF***

Model Number	Description	Price
USPF2324F/XXXX/FXXX	23W x 24H Universal Fixed Height Screen	$111.35
USPF2329F/XXXX/FXXX	23W x 29H Universal Fixed Height Screen	$122.49
USPF2331F/XXXX/FXXX	23W x 31H Universal Fixed Height Screen	$139.19
USPF2924F/XXXX/FXXX	29W x 24H Universal Fixed Height Screen	$122.49
USPF2929F/XXXX/FXXX	29W x 29H Universal Fixed Height Screen	$172.60
USPF2931F/XXXX/FXXX	29W x 31H Universal Fixed Height Screen	$183.73
USPF3524F/XXXX/FXXX	35W x 24H Universal Fixed Height Screen	$133.62
USPF3529F/XXXX/FXXX	35W x 29H Universal Fixed Height Screen	$183.73
USPF3531F/XXXX/FXXX	35W x 31H Universal Fixed Height Screen	$194.87
USPF4624F/XXXX/FXXX	46W x 24H Universal Fixed Height Screen	$150.33
USPF4629F/XXXX/FXXX	46W x 29H Universal Fixed Height Screen	$228.27
USPF4631F/XXXX/FXXX	46W x 31H Universal Fixed Height Screen	$239.41

NEW YORK UNIVERSAL SCREENS MODEL PRICE LIST

Date: 8/2/2022

USPF5224F/XXXX/FXXX	52W x 24H Universal Fixed Height Screen	$194.87
USPF5229F/XXXX/FXXX	52W x 29H Universal Fixed Height Screen	$261.68
USPF5231F/XXXX/FXXX	52W x 31H Universal Fixed Height Screen	$267.25
USPF5824F/XXXX/FXXX	58W x 24H Universal Fixed Height Screen	$256.12
USPF5829F/XXXX/FXXX	58W x 29H Universal Fixed Height Screen	$423.14
USPF5831F/XXXX/FXXX	58W x 31H Universal Fixed Height Screen	$423.14
USPF6424F/XXXX/FXXX	64W x 24H Universal Fixed Height Screen	$267.25
USPF6429F/XXXX/FXXX	64W x 29H Universal Fixed Height Screen	$434.28
USPF6431F/XXXX/FXXX	64W x 31H Universal Fixed Height Screen	$445.41
USPF7024F/XXXX/FXXX	70W x 24H Universal Fixed Height Screen	$278.39
USPF7029F/XXXX/FXXX	70W x 29H Universal Fixed Height Screen	$445.41
USPF7031F/XXXX/FXXX	70W x 31H Universal Fixed Height Screen	$450.98
USPF8224F/XXXX/FXXX	82W x 24H Universal Fixed Height Screen	$289.52
USPF8229F/XXXX/FXXX	82W x 29H Universal Fixed Height Screen	$456.55
USPF8231F/XXXX/FXXX	82W x 31H Universal Fixed Height Screen	$462.12

NEW YORK VINI MODEL PRICE LIST

Date: 8/2/2022

LATERALS (FINISHED GOOD)

Model Number	Description	Price
VL302D/XX/CBW/KS/USP	30" Lateral 2-High 27" - 12" Fronts - With CBW	$389.74
VL302D/XX/NOCBW/KS/USP	30" Lateral 2-High 27" - 12" Fronts - NO CBW	$345.20
VL303D/XX/CBW/KS/USP	30" Lateral 3-high 38-1/4" - 12" Fronts - With CBW	$473.25
VL303D/XX/NOCBW/KS/USP	30" Lateral 3-high 38-1/4" - 12" Fronts - NO CBW	$428.70
VL304D/XX/CBW/KS/USP	30" Lateral 4-high 49-3/8" - 12" Fronts - With CBW	$561.22
VL304D/XX/NOCBW/KS/USP	30" Lateral 4-high 49-3/8" - 12" Fronts - NO CBW	$523.36
VL305RD/XX/CBW/KS/USP	30" Lateral 5-high 64-13/8" w/RecDoor/Roll shelf-With CBW	$701.53
VL305RD/XX/NOCBW/KS/USP	30" Lateral 5-high 64-13/8" w/RecDoor/Roll shelf-NO CBW	$661.44
VL362D/XX/CBW/KS/USP	36" Lateral 2-high 27" - 12" Fronts - With CBW	$404.21
VL362D/XX/NOCBW/KS/USP	36" Lateral 2-high 27" - 12" Fronts - NO CBW	$356.33
VL363D/XX/CBW/KS/USP	36" Lateral 3-high 38-1/4" - 12" Fronts - With CBW	$495.52
VL363D/XX/NOCBW/KS/USP	36" Lateral 3-high 38-1/4" - 12" Fronts - NO CBW	$447.64
VL364D/XX/CBW/KS/USP	36" Lateral 4-high 49-3/8" - 12" Fronts - With CBW	$583.49
VL364D/XX/NOCBW/KS/USP	36" Lateral 4-high 49-3/8" - 12" Fronts - NO CBW	$545.63
VL365RD/XX/CBW/KS/USP	36" Lateral 5-high 64-13/8" w/RecDoor/Roll shelf-With CBW	$723.80
VL365RD/XX/NOCBW/KS/USP	36" Lateral 5-high 64-13/8" w/RecDoor/Roll shelf-NO CBW	$674.80
VL422D/XX/CBW/KS/USP	42" Lateral 2-high 27" - 12" Fronts - With CBW	$428.70
VL422D/XX/NOCBW/KS/USP	42" Lateral 2-high 27" - 12" Fronts - NO CBW	$379.71
VL423D/XX/CBW/KS/USP	42" Lateral 3-high 38-1/4" - 12" Fronts - With CBW	$528.93
VL423D/XX/NOCBW/KS/USP	42" Lateral 3-high 38-1/4" - 12" Fronts - NO CBW	$479.93
VL424D/XX/CBW/KS/USP	42" Lateral 4-high 49-3/8" - 12" Fronts - With CBW	$622.46
VL424D/XX/NOCBW/KS/USP	42" Lateral 4-high 49-3/8" - 12" Fronts - NO CBW	$587.94
VL425RD/XX/CBW/KS/USP	42" Lateral 5-high 64-13/8" w/RecDoor/Roll shelf-With CBW	$779.47
VL425RD/XX/NOCBW/KS/USP	42" Lateral 5-high 64-13/8" w/RecDoor/Roll shelf-NO CBW	$740.49

PEDESTALS (FINISHED GOOD)

Model Number	Description	Price
VIN/1520MBBF/XX/KS/USP	20" Vini Mobile Pedestal-Box/Box/File Pull 5th Wheel Caster	$178.16
VIN/1520MBF/XX/KS/USP	20" Vini Mobile Pedestal-Box/File Pull 5th Wheel Caster	$160.35
VIN/1520MFF/XX/KS/USP	20" Vini Mobile Pedestal-File/File Pull With CBW	$182.62
VIN/1524MBBF/XX/KS/USP	24" Vini Mobile Pedestal-Box/Box/File Pull 5th Wheel Caster	$188.18
VIN/1524MBF/XX/KS/USP	24" Vini Mobile Pedestal-Box/File Pull 5th Wheel Caster	$168.14
VIN/1524MFF/XX/KS/USP	24" Vini Mobile Pedestal-File/File Pull With CBW	$190.42

Model Number	Description	Price
VIN/1520FBBF/XX/KS/USP	20" Vini Freestanding Ped-Box/Box/File Pull-Center Caster	$190.42
VIN/1520FFF/XX/KS/USP	20" Vini Freestanding Pedestal-File/File Pull With CBW	$175.94
VIN/1524FBBF/XX/KS/USP	24" Vini Freestanding Ped-Box/Box/File Pull-Center Caster	$198.21
VIN/1524FFF/XX/KS/USP	24" Vini Freestanding Pedestal-File/File Pull With CBW	$182.62

Model Number	Description	Price
VIN/1520WBBF/XX/NB/KS/USP	20" Vini Wksf Sprtng Pedestal-Box/Box/File Pull NoBracket	$185.96
VIN/1520WFF/XX/NB/CBW/KS/USP	20" Vini Wksf Sprtng Ped-File/File Pull No Bracket-W/CBW	$189.30
VIN/1520WFF/XX/NB/NOCBW/KS/USP	20" Vini Wksf Sprtng Ped-File/File Pull No Bracket-NO CBW	$165.91
VIN/1524WBBF/XX/NB/KS/USP	24" Vini Wksf Sprtng Pedestal-Box/Box/File Pull NoBrckt	$195.98
VIN/1524WFF/XX/NB/CBW/KS/USP	24" Vini Wksf Sprtng Ped-File/File Pull No Bracket-W/CBW	$197.09
VIN/1524WFF/XX/NB/NOCBW/KS/USP	24" Vini Wksf Sprtng Ped-File/File Pull No Bracket-NO CBW	$173.71

Model Number	Description	Price
VIN/VDP302D/XX/NB/KS/USP	30" Vini Double Pedestal Wksf Sprtng-Box/Box/File Pull NoBracket	$298.42

VINI KD10 KIOSKS

Model Number	Description	Price
KD10/UWBBFC48L	48" Vini Wardrobe Tower Box/Box/File - Left	$506.06
KD10/UWBBFC48R	48" Vini Wardrobe Tower Box/Box/File - Right	$506.06

PEDESTALS (KD1 - PAINTED)

Model Number	Description	Price
KD1/VIN/1520FBBF/XX/KS/USP	20" Vini KD1 Freestanding Ped-Box/Box/File - Center Caster	$170.37
KD1/VIN/1520FFF/XX/KS/USP	20" Vini KD1 Freestanding Pedestal-File/File With CBW	$168.14
KD1/VIN/1524FBBF/XX/KS/USP	24" Vini KD1 Freestanding Ped-Box/Box/File - Center Caster	$182.62
KD1/VIN/1524FFF/XX/KS/USP	24" Vini KD1 Freestanding Pedestal-File/File With CBW	$173.71

Model Number	Description	Price
KD1/VIN/1520MBBF/XX/KS/USP	20" Vini KD1 Mobile Pedestal-Box/Box/File Pull 5thWhlCstr	$161.46
KD1/VIN/1520MBF/XX/KS/USP	20" Vini KD1 Mobile Pedestal-Box/File Pull 5th WhlCstr	$138.08
KD1/VIN/1520MFF/XX/KS/USP	20" Vini KD1 Mobile Pedestal-File/File With CBW	$172.60
KD1/VIN/1524MBBF/XX/KS/USP	24" Vini KD1 Mobile Pedestal-Box/Box/File 5th Wheel Caster	$168.14
KD1/VIN/1524MBF/XX/KS/USP	24" Vini KD1 Mobile Pedestal-Box/File Pull 5th Wheel Cstr	$144.76
KD1/VIN/1524MFF/XX/KS/USP	24" Vini KD1 Mobile Pedestal-File/File Pull With CBW	$177.05

Model Number	Description	Price
KD1/VIN/1520WBBF/XX/NB/KS/USP	20" Vini KD1 WksfSprtng Pedestal-Box/Box/File Pull NoBrckt	$167.03
KD1/VIN/1520WFF/XX/NB/CBW/KS/USP	20" Vini KD1 WksfSprtng Ped-File/File Pull No Brckt-W/CBW	$168.14
KD1/VIN/1520WFF/XX/NB/NOCBW/KS/USP	20" Vini KD1 WksfSprtng Ped-File/File Pull No Brckt-NOCBW	$149.22
KD1/VIN/1524WBBF/XX/NB/KS/USP	24" Vini KD1 WksfSprtng Pedestal-Box/Box/File No Bracket	$175.94
KD1/VIN/1524WFF/XX/NB/CBW/KS/USP	24" Vini KD1 WksfSprtng Ped-File/File Pull No Brckt-W/CBW	$177.05

KD1/VIN/1524WFF/XX/NB/NOCBW/KS/USP	24" Vini KD1 WksfSprtng Ped-File/File Pull No Brckt-NOCBW	$155.89

Model Number	Description	Price
KD1/VDP302D/XX/NB/KS/USP	30" Vini KD1 Double Pedestal Wksf Sprtng-Box/Box/File NoBracket	$266.14

PEDESTALS (KD10 - RAW)

Model Number	Description	Price
KD10/VIN/1520FBBF/KS/USP	20" Vini KD10 Freestanding Ped-Box/Box/File Pull-Cntr Cstr	$152.55
KD10/VIN/1520FFF/KS/USP	20" Vini KD10 Freestanding Ped-File/File Pull With CBW	$154.78
KD10/VIN/1524FBBF/KS/USP	24" Vini KD10 Freestanding Ped-Box/Box/File Pull-Cntr Cstr	$162.58
KD10/VIN/1524FFF/KS/USP	24" Vini KD10 Freestanding Ped-File/File Pull With CBW	$160.35

Model Number	Description	Price
KD10/VIN/1520MBBF/KS/USP	20" Vini KD10 Mobile Ped-Box/Box/File Pull 5th Wheel Cstr	$146.99
KD10/VIN/1520MBF/KS/USP	20" Vini KD10 Mobile Pedestal-Box/File Pull 5th Wheel Cstr	$125.83
KD10/VIN/1520MFF/KS/USP	20" Vini KD10 Mobile Pedestal-File/File Pull With CBW	$157.00
KD10/VIN/1524MBBF/KS/USP	24" Vini KD10 Mobile Ped-Box/Box/File Pull 5th Wheel Cstr	$153.67
KD10/VIN/1524MBF/KS/USP	24" Vini KD10 Mobile Pedestal-Box/File Pull 5th Wheel Cstr	$132.51
KD10/VIN/1524MFF/KS/USP	24" Vini KD10 Mobile Pedestal-File/File Pull With CBW	$162.58

Model Number	Description	Price
KD10/VIN/1520WBBF/NB/KS/USP	20" Vini KD10 Wksf Sprtng Ped-Box/Box/File Pull No Brkt	$150.33
KD10/VIN/1520WFF/NB/CBW/KS/USP	20" Vini KD10 Wksf Sprtng Ped-File/File Pull NoBrkt-W/CBW	$153.67
KD10/VIN/1520WFF/NB/NOCBW/KS/USP	20" Vini KD10 Wksf Sprtng Ped-File/File Pull NoBrkt-NOCBW	$133.62
KD10/VIN/1524WBBF/NB/KS/USP	24" Vini KD10 Wksf Sprtng Ped-Box/Box/File Pull No Brckt	$159.24
KD10/VIN/1524WFF/NB/CBW/KS/USP	24" Vini KD10 Wksf Sprtng Ped-File/File Pull NoBrkt-W/CBW	$161.46
KD10/VIN/1524WFF/NB/NOCBW/KS/USP	24" Vini KD10 Wksf Sprtng Ped-File/File Pull NoBrkt-NOCBW	$140.31

Model Number	Description	Price
KD10/VDP302D/NB/KS/USP	30" Vini KD10 Double Pedestal Wksf Sprtng-Box/Box/File Pull NoBra	$238.30

LATERALS (KD1 - PAINTED)

Model Number	Description	Price
KD1/VL302D/XX/CBW/KS/USP	30" KD1 Lateral 2-High 27" - 12" Fronts - With CBW	$356.33
KD1/VL302D/XX/NOCBW/KS/USP	30" KD1 Lateral 2-High 27" - 12" Fronts - NO CBW	$312.90
KD1/VL303D/XX/CBW/KS/USP	30" KD1 Lateral 3-high 38-1/4" - 12" Fronts - With CBW	$433.16
KD1/VL303D/XX/NOCBW/KS/USP	30" KD1 Lateral 3-high 38-1/4" - 12" Fronts - NO CBW	$389.74
KD1/VL304D/XX/CBW/KS/USP	30" KD1 Lateral 4-high 49-3/8" - 12" Fronts - With CBW	$512.22

KD1/VL304D/XX/NOCBW/KS/USP	30" KD1 Lateral 4-high 49-3/8" - 12" Fronts - NO CBW	$476.59
KD1/VL305RD/XX/CBW/KS/USP	30" KD1 Lateral 5-high 64-13/8" w/RecDoor/Roll shelf-With CBW	$631.37
KD1/VL305RD/XX/NOCBW/KS/USP	30" KD1 Lateral 5-high 64-13/8" w/RecDoor/Roll shelf-NO CBW	$595.74
KD1/VL362D/XX/CBW/KS/USP	36" KD1 Lateral 2-high 27" - 12" Fronts - With CBW	$367.47
KD1/VL362D/XX/NOCBW/KS/USP	36" KD1 Lateral 2-high 27" - 12" Fronts - NO CBW	$324.04
KD1/VL363D/XX/CBW/KS/USP	36" KD1 Lateral 3-high 38-1/4" - 12" Fronts - With CBW	$448.75
KD1/VL363D/XX/NOCBW/KS/USP	36" KD1 Lateral 3-high 38-1/4" - 12" Fronts - NO CBW	$405.32
KD1/VL364D/XX/CBW/KS/USP	36" KD1 Lateral 4-high 49-3/8" - 12" Fronts - With CBW	$531.15
KD1/VL364D/XX/NOCBW/KS/USP	36" KD1 Lateral 4-high 49-3/8" - 12" Fronts - NO CBW	$495.52
KD1/VL365RD/XX/CBW/KS/USP	36" KD1 Lateral 5-high 64-13/8" w/RecDoor/Roll shelf-With CBW	$656.98
KD1/VL365RD/XX/NOCBW/KS/USP	36" KD1 Lateral 5-high 64-13/8" w/RecDoor/Roll shelf-NO CBW	$621.35
KD1/VL422D/XX/CBW/KS/USP	42" KD1 Lateral 2-high 27" - 12" Fronts - With CBW	$388.62
KD1/VL422D/XX/NOCBW/KS/USP	42" KD1 Lateral 2-high 27" - 12" Fronts - NO CBW	$345.20
KD1/VL423D/XX/CBW/KS/USP	42" KD1 Lateral 3-high 38-1/4" - 12" Fronts - With CBW	$477.70
KD1/VL423D/XX/NOCBW/KS/USP	42" KD1 Lateral 3-high 38-1/4" - 12" Fronts - NO CBW	$434.28
KD1/VL424D/XX/CBW/KS/USP	42" KD1 Lateral 4-high 49-3/8" - 12" Fronts - With CBW	$569.01
KD1/VL424D/XX/NOCBW/KS/USP	42" KD1 Lateral 4-high 49-3/8" - 12" Fronts - NO CBW	$533.38
KD1/VL425RD/XX/CBW/KS/USP	42" KD1 Lateral 5-high 64-13/8" w/RecDoor/Roll shelf-With CBW	$701.53
KD1/VL425RD/XX/NOCBW/KS/USP	42" KD1 Lateral 5-high 64-13/8" w/RecDoor/Roll shelf-NO CBW	$665.89

LATERALS (KD10 - RAW)

Model Number	Description	Price
KD10/VL302D/CBW/KS/USP	30" KD10 Lateral 2-High 27" - 12" Fronts - With CBW	$317.35
KD10/VL302D/NOCBW/KS/USP	30" KD10 Lateral 2-High 27" - 12" Fronts - NO CBW	$273.93
KD10/VL303D/CBW/KS/USP	30" KD10 Lateral 3-high 38-1/4" - 12" Fronts - With CBW	$384.16
KD10/VL303D/NOCBW/KS/USP	30" KD10 Lateral 3-high 38-1/4" - 12" Fronts - NO CBW	$340.74
KD10/VL304D/CBW/KS/USP	30" KD10 Lateral 4-high 49-3/8" - 12" Fronts - With CBW	$458.77
KD10/VL304D/NOCBW/KS/USP	30" KD10 Lateral 4-high 49-3/8" - 12" Fronts - NO CBW	$423.14
KD10/VL305RD/CBW/KS/USP	30" KD10 Lateral 5-high 64-13/8" w/RecDoor/Roll shelf-With CBW	$569.01
KD10/VL305RD/NOCBW/KS/USP	30" KD10 Lateral 5-high 64-13/8" w/RecDoor/Roll shelf-NO CBW	$533.38
KD10/VL362D/CBW/KS/USP	36" KD10 Lateral 2-high 27" - 12" Fronts - With CBW	$332.95
KD10/VL362D/NOCBW/KS/USP	36" KD10 Lateral 2-high 27" - 12" Fronts - NO CBW	$289.52
KD10/VL363D/CBW/KS/USP	36" KD10 Lateral 3-high 38-1/4" - 12" Fronts - With CBW	$406.43
KD10/VL363D/NOCBW/KS/USP	36" KD10 Lateral 3-high 38-1/4" - 12" Fronts - NO CBW	$363.01
KD10/VL364D/CBW/KS/USP	36" KD10 Lateral 4-high 49-3/8" - 12" Fronts - With CBW	$476.59
KD10/VL364D/NOCBW/KS/USP	36" KD10 Lateral 4-high 49-3/8" - 12" Fronts - NO CBW	$440.96
KD10/VL365RD/CBW/KS/USP	36" KD10 Lateral 5-high 64-13/8" w/RecDoor/Roll shelf-With CBW	$581.27
KD10/VL365RD/NOCBW/KS/USP	36" KD10 Lateral 5-high 64-13/8" w/RecDoor/Roll shelf-NO CBW	$545.63
KD10/VL422D/CBW/KS/USP	42" KD10 Lateral 2-high 27" - 12" Fronts - With CBW	$351.87
KD10/VL422D/NOCBW/KS/USP	42" KD10 Lateral 2-high 27" - 12" Fronts - NO CBW	$308.44
KD10/VL423D/CBW/KS/USP	42" KD10 Lateral 3-high 38-1/4" - 12" Fronts - With CBW	$432.05
KD10/VL423D/NOCBW/KS/USP	42" KD10 Lateral 3-high 38-1/4" - 12" Fronts - NO CBW	$388.62
KD10/VL424D/CBW/KS/USP	42" KD10 Lateral 4-high 49-3/8" - 12" Fronts - With CBW	$505.55
KD10/VL424D/NOCBW/KS/USP	42" KD10 Lateral 4-high 49-3/8" - 12" Fronts - NO CBW	$469.91
KD10/VL425RD/CBW/KS/USP	42" KD10 Lateral 5-high 64-13/8" w/RecDoor/Roll shelf-With CBW	$629.14
KD10/VL425RD/NOCBW/KS/USP	42" KD10 Lateral 5-high 64-13/8" w/RecDoor/Roll shelf-NO CBW	$593.51

CREDENZAS (FINISHED GOOD)

Model Number	Description	Price
VC36/XX/KS/USP	36" Wide Vini Freestanding Credenza W/Sliding Door	$361.89

VC42/XX/KS/USP	42" Wide Vini Freestanding Credenza W/Sliding Door	$406.43

CREDENZAS (KD1 - PAINTED)

Model Number	Description	Price
KD1/VC36/XX/KS/USP	36" Wide KD1 Vini Freestanding Credenza W/Sliding Door	$332.95
KD1/VC42/XX/KS/USP	42" Wide KD1 Vini Freestanding Credenza W/Sliding Door	$374.14

CREDENZAS (KD10 - RAW)

Model Number	Description	Price
KD10/VC36/KS/USP	36" Wide KD10 Vini Freestanding Credenza W/Sliding Door	$299.54
KD10/VC42/KS/USP	42" Wide KD10 Vini Freestanding Credenza W/Sliding Door	$336.29

WARDROBE TOWERS (FINISHED GOOD)

Model Number	Description	Price
VWBBFB48L/XX/KS/USP	48" Wardrobe Left Bookcase w/Box Box File Pedestal	$600.19
VWBBFB48R/XX/KS/USP	48" Wardrobe Right Bookcase w/Box Box File Pedestal	$600.19
VWBBFB64L/XX/KS/USP	64" Wardrobe Left Bookcase w/Box Box File Pedestal	$653.64
VWBBFB64R/XX/KS/USP	64" Wardrobe Right Bookcase w/Box Box File Pedestal	$653.64
VWBBFC48L/XX/KS/USP	48" Wardrobe Left Cabinet w/Box Box File Pedestal	$633.59
VWBBFC48R/XX/KS/USP	48" Wardrobe Right Cabinet w/Box Box File Pedestal	$633.59
VWBBFC64L/XX/KS/USP	64" Wardrobe Left Cabinet w/Box Box File Pedestal	$668.12
VWBBFC64R/XX/KS/USP	64" Wardrobe Right Cabinet w/Box Box File Pedestal	$668.12
VWFFB48L/XX/KS/USP	48" Wardrobe Left Bookcase w/File File Pedestal	$592.40
VWFFB48R/XX/KS/USP	48" Wardrobe Right Bookcase w/File File Pedestal	$592.40
VWFFB64L/XX/KS/USP	64" Wardrobe Left Bookcase w/File File Pedestal	$653.64
VWFFB64R/XX/KS/USP	64" Wardrobe Right Bookcase w/File File Pedestal	$653.64
VWFFC48L/XX/KS/USP	48" Wardrobe Left Cabinet w/File File Pedestal	$607.99
VWFFC48R/XX/KS/USP	48" Wardrobe Right Cabinet w/File File Pedestal	$607.99
VWFFC64L/XX/KS/USP	64" Wardrobe Left Cabinet w/File File Pedestal	$643.62
VWFFC64R/XX/KS/USP	64" Wardrobe Right Cabinet w/File File Pedestal	$643.62

WARDROBE TOWERS (KD1 - PAINTED)

Model Number	Description	Price
KD1/VWBBFB48L/XX/KS/USP	48" KD1 Wardrobe Left Bookcase w/Box Box File Pedestal	$553.42
KD1/VWBBFB48R/XX/KS/USP	48" KD1 Wardrobe Right Bookcase w/Box Box File Pedestal	$553.42
KD1/VWBBFB64L/XX/KS/USP	64" KD1 Wardrobe Left Bookcase w/Box Box File Pedestal	$603.54
KD1/VWBBFB64R/XX/KS/USP	64" KD1 Wardrobe Right Bookcase w/Box Box File Pedestal	$603.54
KD1/VWBBFC48L/XX/KS/USP	48" KD1 Wardrobe Left Cabinet w/Box Box File Pedestal	$584.60
KD1/VWBBFC48R/XX/KS/USP	48" KD1 Wardrobe Right Cabinet w/Box Box File Pedestal	$584.60
KD1/VWBBFC64L/XX/KS/USP	64" KD1 Wardrobe Left Cabinet w/Box Box File Pedestal	$616.90
KD1/VWBBFC64R/XX/KS/USP	64" KD1 Wardrobe Right Cabinet w/Box Box File Pedestal	$616.90
KD1/VWFFB48L/XX/KS/USP	48" KD1 Wardrobe Left Bookcase w/File File Pedestal	$544.51

KD1/VWFFB48R/XX/KS/USP	48" KD1 Wardrobe Right Bookcase w/File File Pedestal	$544.51
KD1/VWFFB64L/XX/KS/USP	64" KD1 Wardrobe Left Bookcase w/File File Pedestal	$601.30
KD1/VWFFB64R/XX/KS/USP	64" KD1 Wardrobe Right Bookcase w/File File Pedestal	$601.30
KD1/VWFFC48L/XX/KS/USP	48" KD1 Wardrobe Left Cabinet w/File File Pedestal	$560.11
KD1/VWFFC48R/XX/KS/USP	48" KD1 Wardrobe Right Cabinet w/File File Pedestal	$560.11
KD1/VWFFC64L/XX/KS/USP	64" KD1 Wardrobe Left Cabinet w/File File Pedestal	$593.51
KD1/VWFFC64R/XX/KS/USP	64" KD1 Wardrobe Right Cabinet w/File File Pedestal	$593.51

WARDROBE TOWERS (KD10 - RAW)

Model Number	Description	Price
KD10/VWBBFB48L/KS/USP	48" KD10 Wardrobe Left Bookcase w/Box Box File Pedestal	$496.64
KD10/VWBBFB48R/KS/USP	48" KD10 Wardrobe Right Bookcase w/Box Box File Pedestal	$496.64
KD10/VWBBFB64L/KS/USP	64" KD10 Wardrobe Left Bookcase w/Box Box File Pedestal	$541.18
KD10/VWBBFB64R/KS/USP	64" KD10 Wardrobe Right Bookcase w/Box Box File Pedestal	$541.18
KD10/VWBBFC48L/KS/USP	48" KD10 Wardrobe Left Cabinet w/Box Box File Pedestal	$524.47
KD10/VWBBFC48R/KS/USP	48" KD10 Wardrobe Right Cabinet w/Box Box File Pedestal	$524.47
KD10/VWBBFC64L/KS/USP	64" KD10 Wardrobe Left Cabinet w/Box Box File Pedestal	$553.42
KD10/VWBBFC64R/KS/USP	64" KD10 Wardrobe Right Cabinet w/Box Box File Pedestal	$553.42
KD10/VWFFB48L/KS/USP	48" KD10 Wardrobe Left Bookcase w/File File Pedestal	$489.95
KD10/VWFFB48R/KS/USP	48" KD10 Wardrobe Right Bookcase w/File File Pedestal	$489.95
KD10/VWFFB64L/KS/USP	64" KD10 Wardrobe Left Bookcase w/File File Pedestal	$541.18
KD10/VWFFB64R/KS/USP	64" KD10 Wardrobe Right Bookcase w/File File Pedestal	$541.18
KD10/VWFFC48L/KS/USP	48" KD10 Wardrobe Left Cabinet w/File File Pedestal	$503.31
KD10/VWFFC48R/KS/USP	48" KD10 Wardrobe Right Cabinet w/File File Pedestal	$503.31
KD10/VWFFC64L/KS/USP	64" KD10 Wardrobe Left Cabinet w/File File Pedestal	$532.27
KD10/VWFFC64R/KS/USP	64" KD10 Wardrobe Right Cabinet w/File File Pedestal	$532.27

ACCESSORIES

LAMINATE TOPS

VCLT ***Credenza Laminate Tops***

1715 or 2115 ***Pedestal Laminate Tops***

Model Number	Description	Price
1715T/74P/LXX/TXX	Laminate Top for 20" Deep Pedestal 74P Edge	$55.68
1715T/SE/LXX	Laminate Top for 20" Deep Pedestal SE Edge	$54.56
2115T/74P/LXX/TXX	Laminate Top for 24" Deep Pedestal 74P Edge	$62.36
2115T/SE/LXX	Laminate Top for 24" Deep Pedestal SE Edge	$61.25
VCLT1536/74P/LXX/EXX	15 x 36 Credenza Laminate Top	$79.06
VCLT1542/74P/LXX/EXX	15 x 42 Credenza Laminate Top	$95.77
VCLT3036/74P/LXX/EXX	30 x 36 Credenza Laminate Top	$130.28
VCLT3042/74P/LXX/EXX	30 x 42 Credenza Laminate Top	$146.99

ACCESSORIES

NOTE: ***Vini Accessories***

Model Number	Description	Price
LN22/XX	Pedestal Bracket Legion 22" Deep Worksurface	$22.27
LN24/XX	Pedestal Bracket Legion 24" Deep Worksurface	$22.27
LN24KN/XX	Pedestal Bracket Legion 24" Deep Worksurface Knife Edge	$22.27
LN30/XX	Pedestal Bracket Legion 30" Deep Worksurface	$22.27
LN30KN/XX	Pedestal Bracket Legion 30" Deep Worksurface Knife Edge	$22.27
PW24/XX	Pedestal Bracket Powerworks 24" Deep Worksurface	$22.27
PW30/XX	Pedestal Bracket Powerworks 30" Deep Worksurface	$22.27
SW24/XX	Pedestal Bracket Studioworks 24" Deep Worksurface	$22.27

SW30/XX	Pedestal Bracket Studioworks 30" Deep Worksurface	$22.27
VSL/CBW35	Lateral File Counter Balance Weight 35#	$49.00
VSL/CBW50	Lateral File Counter Balance Weight 50#	$60.14
VSPCBW21	Counter Balance Weight for Worksurface Supporting Pedestals	$33.41
VSPCBW25	Counter Balance Weight for 24" Deep Units	$38.98
VSPCBW36	Counter Balance Weight for 20" Deep Units	$50.11
VSPCK	Vini Caster Kit	$6.69
VSPGK	Vini Glide Kit	$6.69

OVERHEAD & UNDERHEADS (FINISHED GOOD)

Model Number	Description	Price
VHS36/XX/KS	36" Vini Underhead	$292.86
VHS42/XX/KS	42" Vini Underhead	$303.99
VHS48/XX/KS	48" Vini Underhead	$315.13
VHS60/XX/KS	60" Vini Underhead	$341.85
VHS72/XX/KS	72" Vini Underhead	$366.35

Model Number	Description	Price
VSSDH36/XXXX/XX/KS	36" Vini Sliding Door Overhead	$306.22
VSSDH42/XXXX/XX/KS	42" Vini Sliding Door Overhead	$317.35
VSSDH48/XXXX/XX/KS	48" Vini Sliding Door Overhead	$328.49
VSSDH54/XXXX/XX/KS	54" Vini Sliding Door Overhead	$336.29
VSSDH60/XXXX/XX/KS	60" Vini Sliding Door Overhead	$342.97
VSSDH72/XXXX/XX/KS	72" Vini Sliding Door Overhead	$448.59

OVERHEAD & UNDERHEADS (KD1)

Model Number	Description	Price
KD1/VHS36/XX/KS	36" Vini Underhead (KD1)	$272.81
KD1/VHS42/XX/KS	42" Vini Underhead (KD1)	$282.84
KD1/VHS48/XX/KS	48" Vini Underhead (KD1)	$298.42
KD1/VHS60/XX/KS	60" Vini Underhead (KD1)	$327.38
KD1/VHS72/XX/KS	72" Vini Underhead (KD1)	$346.31

Model Number	Description	Price
KD1/VSSDH36/XXXX/XX/KS	36" Vini Sliding Door Overhead (KD1)	$287.29
KD1/VSSDH42/XXXX/XX/KS	42" Vini Sliding Door Overhead (KD1)	$297.31
KD1/VSSDH48/XXXX/XX/KS	48" Vini Sliding Door Overhead (KD1)	$307.33
KD1/VSSDH54/XXXX/XX/KS	54" Vini Sliding Door Overhead (KD1)	$317.35
KD1/VSSDH60/XXXX/XX/KS	60" Vini Sliding Door Overhead (KD1)	$326.26
KD1/VSSDH72/XXXX/XX/KS	72" Vini Sliding Door Overhead (KD1)	$435.87

NEW YORK VINI MODEL PRICE LIST

Date: 8/2/2022

OVERHEAD & UNDERHEADS (KD10)

Model Number	Description	Price
KD10/VHS36/KS	36" Vini Underhead (KD10)	$243.86
KD10/VHS42/KS	42" Vini Underhead (KD10)	$254.99
KD10/VHS48/KS	48" Vini Underhead (KD10)	$266.14
KD10/VHS60/KS	60" Vini Underhead (KD10)	$288.41
KD10/VHS72/KS	72" Vini Underhead (KD10)	$310.68

Model Number	Description	Price
KD10/VSSDH36/XXXX/KS	36" Vini Sliding Door Overhead (KD10)	$260.57
KD10/VSSDH42/XXXX/KS	42" Vini Sliding Door Overhead (KD10)	$271.70
KD10/VSSDH48/XXXX/KS	48" Vini Sliding Door Overhead (KD10)	$282.84
KD10/VSSDH54/XXXX/KS	54" Vini Sliding Door Overhead (KD10)	$293.97
KD10/VSSDH60/XXXX/KS	60" Vini Sliding Door Overhead (KD10)	$305.11
KD10/VSSDH72/XXXX/KS	72" Vini Sliding Door Overhead (KD10)	$414.66

NEW YORK VOLITION COMPONENT PRICE LIST

Date: 8/2/2022

Part Number	Description	Unit Price
12.0349.X	5/16" T-Nut	$0.25
2.54026.L	Shroud Assembly, Left	$3.98
2.54026.R	Shroud Assembly, Right	$3.98
2.55065.L.XX	Left Universal Overhead Bracket	$9.50
2.55065.R.XX	Right Universal Overhead Bracket	$9.50
2.55080	5/16-18 X.75 RD.HD.Short Bolt	$0.16
20032	Screw, #10 X 1/4 Thread Cut PH	$0.09
20192	#14 x 7/8" Screw	$0.23
20207	Screw,10-16X1/2 QD Self Drill	$0.03
20523	Lock Core & Key	$3.27
20547	.875 Lock Body Hex Nut	$0.75
28.90.9022.S.X	Stanza Task Light VI Double Arm Sand	$155.65
28.90.90BM.XX.X	Table Base	$68.75
28.90.90EM.B.X	Metal Clamp	$24.35
28.90.90RM.32.X	32" Rail Mount - Black	$39.07
31.13.0443###.X	Lock Core & Keys By Number (#100 - #200)	$1.56
33.ADDER.17.X	17" Adder W/Interconnect Kit, Mounting Kit	$94.53
33.ADDER.31.X	31" Adder W/Interconnect Kit, Mounting Kit	$162.05
33.ADDER.44.X	44" Adder W/Interconnect Kit, Mounting Kit	$216.07
33.ADDER.58.X	58" Adder W/Interconnect Kit, Mounting Kit	$287.27
33.REED.17.X	LED Tasklight -17" Standard Output/9 Watts/15W Power Supply	$127.67
33.REED.31.X	LED Tasklight -31" Standard Output/18 Watts/60W Power Supply	$197.66
33.REED.44.X	LED Tasklight -44" Standard Output/25 Watts/60W Power Supply	$260.27
33.REED.58.X	LED Tasklight -58" Standard Output/33.6 Watts/60W Power Supply	$330.24
46.0226.24.XX	Shelf Weldment Univ Overhead Painted	$32.16
46.0226.30.XX	Shelf Weldment Univ Overhead Painted	$38.01
46.0226.36.XX	Shelf Weldment Univ Overhead Painted	$39.18
46.0226.42.XX	Shelf Weldment Univ Overhead Painted	$43.73
46.0226.48.XX	Shelf Weldment Univ Overhead Painted	$45.02
46.0226.54.XX	Shelf Weldment Univ Overhead Painted	$50.86
46.0226.60.XX	Shelf Weldment Univ Overhead Painted	$53.21
46.0228.24.XX	Assembly Back Painted	$21.72
46.0228.30.XX	Assembly Back Painted	$23.38
46.0228.36.XX	Assembly Back Painted	$24.55
46.0228.42.XX	Assembly Back Painted	$25.72
46.0228.48.XX	Assembly Back Painted	$26.90
46.0228.54.XX	Assembly Back Painted	$28.06
46.0228.60.XX	Assembly Back Painted	$29.23
46.0251.24.XX	24" Low Shelf Back	$17.54
46.0251.30.XX	30" Low Shelf Back	$18.71
46.0251.36.XX	36" Low Shelf Back	$19.88
46.0251.42.XX	42" Low Shelf Back	$21.05
46.0251.48.XX	48" Low Shelf Back	$22.22
46.0251.54.XX	54" Low Shelf Back	$23.38
46.0251.60.XX	60" Low Shelf Back	$29.23
46.0254.XX	Side Low Shelf Set	$34.50
46.0775.17.X	17" 10-Wire 4-4-2 Horizontal Panel-To-Panel Jumper	$33.79
46.0775.20.X	20" 10-Wire 4-4-2 Horizontal Panel-To-Panel Jumper	$35.11
46.0775.27	27" 10-Wire 4-4-2 Horizontal Panel-To-Panel Jumper	$38.51
46.0776.28.X	28" 10-Wire 4-4-2 Vertical Jumper	$38.58
46.0776.45.X	45" 10-Wire 4-4-2 Vertical Jumper	$40.93
46.0776.51.X	51" 10-Wire 4-4-2 Vertical Jumper	$42.09
46.0776.56.X	56" 10-Wire 4-4-2 Vertical Jumper	$48.85
46.0776.57.X	57" 10-Wire 4-4-2 Vertical Jumper	$46.66
46.0776.63.X	63" 10-Wire 4-4-2 Vertical Jumper	$54.02

NEW YORK VOLITION COMPONENT PRICE LIST

Date: 8/2/2022

Part Number	Description	Unit Price
46.0776.69.X	69" 10-Wire 4-4-2 Vertical Jumper	$56.48
46.0776.75.X	75" 10-Wire 4-4-2 Vertical Jumper	$58.93
46.0776.81.X	81" 10-Wire 4-4-2 Vertical Jumper	$61.39
46.0776.87.X	87" 10-Wire 4-4-2 Vertical Jumper	$63.84
46.0776.93.X	93" 10-Wire 4-4-2 Vertical Jumper	$66.31
46.0776.99.X	99" 10-Wire 4-4-2 Vertical Jumper	$68.75
46.0778.144.X	10-Wire 4-4-2 144" Top Feed	$69.43
46.0778.216.X	10-Wire 4-4-2 216" Top Feed	$88.36
46.0779.1.XX.X	10-Wire 4-4-2 Circuit #1 Receptacle	$13.01
46.0779.2.XX.X	10-Wire 4-4-2 Circuit #2 Receptacle	$13.01
46.0779.3I.X	10-Wire 4-4-2 Circuit #3I Receptacle	$13.01
46.0779.4I.X	10-Wire 4-4-2 Circuit #4I Receptacle	$13.01
46.0781.17.X	17" 10-Wire 6-2-2 Horizontal Panel-To-Panel Jumper	$33.79
46.0781.20.X	20" 10-Wire 6-2-2 Horizontal Panel-To-Panel Jumper	$35.11
46.0781.27	27" 10-Wire 6-2-2 Horizontal Panel-To-Panel Jumper	$38.51
46.0782.28.X	28" 10-Wire 6-2-2 Vertical Jumper	$38.58
46.0782.45	45" 10-Wire 6-2-2 Vertical Jumper	$40.93
46.0782.51.X	51" 10-Wire 6-2-2 Vertical Jumper	$42.09
46.0782.56.X	56" 10-Wire 6-2-2 Vertical Jumper	$48.85
46.0782.57.X	57" 10-Wire 6-2-2 Vertical Jumper	$46.66
46.0782.63.X	63" 10-Wire 6-2-2 Vertical Jumper	$54.02
46.0782.69.X	69" 10-Wire 6-2-2 Vertical Jumper	$56.48
46.0782.75.X	75" 10-Wire 6-2-2 Vertical Jumper	$58.93
46.0782.81.X	81" 10-Wire 6-2-2 Vertical Jumper	$61.39
46.0782.87.X	87" 10-Wire 6-2-2 Vertical Jumper	$63.84
46.0782.93.X	93" 10-Wire 6-2-2 Vertical Jumper	$66.31
46.0782.99.X	99" 10-Wire 6-2-2 Vertical Jumper	$68.75
46.0784.144.X	10-Wire 6-2-2 144" Top Feed	$69.43
46.0784.216.X	10-Wire 6-2-2 216" Top Feed	$88.36
46.0785.1.XX.X	10-Wire 6-2-2 Circuit #1 Receptacle	$13.01
46.0785.2.XX.X	10-Wire 6-2-2 Circuit #2 Receptacle	$13.01
46.0785.3.XX.X	10-Wire 6-2-2 Circuit #3 Receptacle	$13.01
46.0785.4I.X	10-Wire 6-2-2 Circuit #4I Receptacle	$13.01
46.0785.5I.X	10-Wire 6-2-2 Circuit #5I Receptacle	$13.01
46.0785.6I.X	10-Wire 6-2-2 Circuit #6I Receptacle	$13.01
46.1379.LH.XX.X	10-Wire 6-2-2 Left Base Feed	$92.91
46.1379.RH.XX.X	10-Wire 6-2-2 Right Base Feed	$92.91
46.1380.LH.XX.X	10-Wire 4-4-2 Left Base Feed	$92.91
46.1380.RH.XX.X	10-Wire 4-4-2 Right Base Feed	$92.91
46.1381.XX.X	10 Wire 6-2-2 Base Feed	$120.09
46.1382.XX.X	10 Wire 4-4-2 Base Feed	$120.09
47.0535.24.X	24" 442 10 Wire Rigid Wireway	$37.88
47.0535.30.X	30" 442 10 Wire Rigid Wireway	$39.14
47.0535.36.X	36" 442 10 Wire Rigid Wireway	$40.39
47.0535.42.X	42" 442 10 Wire Rigid Wireway	$41.65
47.0535.48.X	48" 442 10 Wire Rigid Wireway	$42.91
47.0535.54.X	54" 442 10 Wire Rigid Wireway	$44.18
47.0535.60.X	60" 442 10 Wire Rigid Wireway	$45.44
47.0535.66	66" 442 10 Wire Rigid Wireway	$54.95
47.0565.24	24" 622 10 Wire Rigid Wireway	$37.88
47.0565.30	30" 622 10 Wire Rigid Wireway	$39.14
47.0565.36	36" 622 10 Wire Rigid Wireway	$40.39
47.0565.42	42" 622 10 Wire Rigid Wireway	$41.65
47.0565.48	48" 622 10 Wire Rigid Wireway	$42.91
47.0565.54	54" 622 10 Wire Rigid Wireway	$44.18

NEW YORK VOLITION COMPONENT PRICE LIST

Date: 8/2/2022

Part Number	Description	Unit Price
47.0565.60	60" 622 10 Wire Rigid Wireway	$45.44
47.0565.66	66" 622 10 Wire Rigid Wireway	$53.30
53.1966.24.XX	24" Extruded Front Without Notch	$11.70
53.1966.30.XX	30" Extruded Front Without Notch	$14.03
53.1966.36.XX	36" Extruded Front Without Notch	$15.53
53.1966.42.XX	42" Extruded Front Without Notch	$16.37
53.1966.48.XX	48" Extruded Front Without Notch	$17.54
53.1966.54.XX	54" Extruded Front Without Notch	$35.63
53.1966.60.XX	60" Extruded Front Without Notch	$37.86
54032	Venus Tasklight Cantilever Bracket	$2.74
54033.24	24" Fabric Trim Extrusion	$3.19
54033.30	30" Fabric Trim Extrusion	$3.32
54033.36	36" Fabric Trim Extrusion	$3.43
54033.42	42" Fabric Trim Extrusion	$3.57
54033.48	48" Fabric Trim Extrusion	$3.91
54033.54	54" Fabric Trim Extrusion	$4.25
54033.60	60" Fabric Trim Extrusion	$4.62
54033.72	72" Fabric Trim Extrusion	$4.97
55000.2424.34S.XX.XXX	24" x 24" Rectangular Worksurface w/ Wood Edge	$211.36
55000.2424.74P.XX.XXX	24" x 24" Rectangular Worksurface w/ 74P Edge	$72.31
55000.2430.34S.XX.XXX	24" x 30" Rectangular Worksurface w/ Wood Edge	$222.48
55000.2430.74P.XX.XXX	24" x 30" Rectangular Worksurface w/ 74P Edge	$82.04
55000.2436.34S.XX.XXX	24" x 36" Rectangular Worksurface w/ Wood Edge	$232.22
55000.2436.74P.XX.XXX	24" x 36" Rectangular Worksurface w/ 74P Edge	$91.79
55000.2442.34S.XX.XXX	24" x 42" Rectangular Worksurface w/ Wood Edge	$241.96
55000.2442.74P.XX.XXX	24" x 42" Rectangular Worksurface w/ 74P Edge	$102.90
55000.2448.34S.XX.XXX	24" x 48" Rectangular Worksurface w/ Wood Edge	$251.69
55000.2448.74P.XX.XXX	24" x 48" Rectangular Worksurface w/ 74P Edge	$111.26
55000.2454.34S.XX.XXX	24" x 54" Rectangular Worksurface w/ Wood Edge	$272.56
55000.2454.74P.XX.XXX	24" x 54" Rectangular Worksurface w/ 74P Edge	$132.11
55000.2460.34S.XX.XXX	24" x 60" Rectangular Worksurface w/ Wood Edge	$280.88
55000.2460.74P.XX.XXX	24" x 60" Rectangular Worksurface w/ 74P Edge	$141.84
55000.2466.34S.XX.XXX	24" x 66" Rectangular Worksurface w/ Wood Edge	$298.97
55000.2466.74P.XX.XXX	24" x 66" Rectangular Worksurface w/ 74P Edge	$159.91
55000.2472.34S.XX.XXX	24" x 72" Rectangular Worksurface w/ Wood Edge	$307.31
55000.2472.74P.XX.XXX	24" x 72" Rectangular Worksurface w/ 74P Edge	$166.87
55000.3024.34S.XX.XXX	30" x 24" Rectangular Worksurface w/ Wood Edge	$223.88
55000.3024.74P.XX.XXX	30" x 24" Rectangular Worksurface w/ 74P Edge	$84.83
55000.3030.34S.XX.XXX	30" x 30" Rectangular Worksurface w/ Wood Edge	$233.61
55000.3030.74P.XX.XXX	30" x 30" Rectangular Worksurface w/ 74P Edge	$93.15
55000.3036.34S.XX.XXX	30" x 36" Rectangular Worksurface w/ Wood Edge	$243.35
55000.3036.74P.XX.XXX	30" x 36" Rectangular Worksurface w/ 74P Edge	$104.29
55000.3042.34S.XX.XXX	30" x 42" Rectangular Worksurface w/ Wood Edge	$253.07
55000.3042.74P.XX.XXX	30" x 42" Rectangular Worksurface w/ 74P Edge	$112.65
55000.3048.34S.XX.XXX	30" x 48" Rectangular Worksurface w/ Wood Edge	$262.81
55000.3048.74P.XX.XXX	30" x 48" Rectangular Worksurface w/ 74P Edge	$123.77
55000.3054.34S.XX.XXX	30" x 54" Rectangular Worksurface w/ Wood Edge	$282.28
55000.3054.74P.XX.XXX	30" x 54" Rectangular Worksurface w/ 74P Edge	$143.23
55000.3060.34S.XX.XXX	30" x 60" Rectangular Worksurface w/ Wood Edge	$293.42
55000.3060.74P.XX.XXX	30" x 60" Rectangular Worksurface w/ 74P Edge	$152.96
55000.3066.34S.XX.XXX	30" x 66" Rectangular Worksurface w/ Wood Edge	$311.48
55000.3066.74P.XX.XXX	30" x 66" Rectangular Worksurface w/ 74P Edge	$171.03
55000.3072.34S.XX.XXX	30" x 72" Rectangular Worksurface w/ Wood Edge	$317.06
55000.3072.74P.XX.XXX	30" x 72" Rectangular Worksurface w/ 74P Edge	$177.99
55001.24424224.34S.XX.XXX	24" x 42" x 42" x 24" Corner Worksurface w/ Wood Edge	$311.01

NEW YORK VOLITION COMPONENT PRICE LIST

Date: 8/2/2022

Part Number	Description	Unit Price
55001.24424224.74P.XX.XXX	24" x 42" x 42" x 24" Corner Worksurface w/ 74P Edge	$175.21
55001.24484824.34S.XX.XXX	24" x 48" x 48" x 24" Corner Worksurface w/ Wood Edge	$335.81
55001.24484824.74P.XX.XXX	24" x 48" x 48" x 24" Corner Worksurface w/ 74P Edge	$200.02
55001.24486024.34S.XX.XXX	24" x 48" x 60" x 24" Corner Worksurface w/ Wood Edge	$407.37
55001.24486024.74P.XX.XXX	24" x 48" x 60" x 24" Corner Worksurface w/ 74P Edge	$271.56
55001.24486624.34S.XX.XXX	24" x 48" x 66" x 24" Corner Worksurface w/ Wood Edge	$439.48
55001.24486624.74P.XX.XXX	24" x 48" x 66" x 24" Corner Worksurface w/ 74P Edge	$303.70
55001.24487224.34S.XX.XXX	24" x 48" x 72" x 24" Corner Worksurface w/ Wood Edge	$455.55
55001.24487224.74P.XX.XXX	24" x 48" x 72" x 24" Corner Worksurface w/ 74P Edge	$319.77
55001.24604824.34S.XX.XXX	24" x 60" x 48" x 24" Corner Worksurface w/ Wood Edge	$407.37
55001.24604824.74P.XX.XXX	24" x 60" x 48" x 24" Corner Worksurface w/ 74P Edge	$271.56
55001.24664824.34S.XX.XXX	24" x 66" x 48" x 24" Corner Worksurface w/ Wood Edge	$439.48
55001.24664824.74P.XX.XXX	24" x 66" x 48" x 24" Corner Worksurface w/ 74P Edge	$303.70
55001.24724824.34S.XX.XXX	24" x 72" x 48" x 24" Corner Worksurface w/ Wood Edge	$455.55
55001.24724824.74P.XX.XXX	24" x 72" x 48" x 24" Corner Worksurface w/ 74P Edge	$319.77
55001.30484830.34S.XX.XXX	30" x 48" x 48" x 30" Corner Worksurface w/ Wood Edge	$351.88
55001.30484830.74P.XX.XXX	30" x 48" x 48" x 30" Corner Worksurface w/ 74P Edge	$216.09
55001.30486030.34S.XX.XXX	30" x 48" x 60" x 30" Corner Worksurface w/ Wood Edge	$423.42
55001.30486030.74P.XX.XXX	30" x 48" x 60" x 30" Corner Worksurface w/ 74P Edge	$287.64
55001.30486630.34S.XX.XXX	30" x 48" x 66" x 30" Corner Worksurface w/ Wood Edge	$455.55
55001.30486630.74P.XX.XXX	30" x 48" x 66" x 30" Corner Worksurface w/ 74P Edge	$319.77
55001.30487230.34S.XX.XXX	30" x 48" x 72" x 30" Corner Worksurface w/ Wood Edge	$471.62
55001.30487230.74P.XX.XXX	30" x 48" x 72" x 30" Corner Worksurface w/ 74P Edge	$335.81
55001.30604830.34S.XX.XXX	30" x 60" x 48" x 30" Corner Worksurface w/ Wood Edge	$423.42
55001.30604830.74P.XX.XXX	30" x 60" x 48" x 30" Corner Worksurface w/ 74P Edge	$287.64
55001.30664830.34S.XX.XXX	30" x 66" x 48" x 30" Corner Worksurface w/ Wood Edge	$455.55
55001.30664830.74P.XX.XXX	30" x 66" x 48" x 30" Corner Worksurface w/ 74P Edge	$319.77
55001.30724830.34S.XX.XXX	30" x 72" x 48" x 30" Corner Worksurface w/ Wood Edge	$471.62
55001.30724830.74P.XX.XXX	30" x 72" x 48" x 30" Corner Worksurface w/ 74P Edge	$335.81
55002.244230.34S.XX.XXX	24" x 42" x 30" Rectangular Reduction Wksf w/ Wood Edge	$312.88
55002.244230.74P.XX.XXX	24" x 42" x 30" Rectangular Reduction Wksf w/ 74P Edge	$169.66
55002.244830.34S.XX.XXX	24" x 48" x 30" Rectangular Reduction Wksf w/ Wood Edge	$329.56
55002.244830.74P.XX.XXX	24" x 48" x 30" Rectangular Reduction Wksf w/ 74P Edge	$186.33
55002.245430.34S.XX.XXX	24" x 54" x 30" Rectangular Reduction Wksf w/ Wood Edge	$346.26
55002.245430.74P.XX.XXX	24" x 54" x 30" Rectangular Reduction Wksf w/ 74P Edge	$203.02
55002.246030.34S.XX.XXX	24" x 60" x 30" Rectangular Reduction Wksf w/ Wood Edge	$364.33
55002.246030.74P.XX.XXX	24" x 60" x 30" Rectangular Reduction Wksf w/ 74P Edge	$221.10
55002.246630.34S.XX.XXX	24" x 66" x 30" Rectangular Reduction Wksf w/ Wood Edge	$381.00
55002.246630.74P.XX.XXX	24" x 66" x 30" Rectangular Reduction Wksf w/ 74P Edge	$236.39
55002.247230.34S.XX.XXX	24" x 72" x 30" Rectangular Reduction Wksf w/ Wood Edge	$397.71
55002.247230.74P.XX.XXX	24" x 72" x 30" Rectangular Reduction Wksf w/ 74P Edge	$253.07
55002.304224.34S.XX.XXX	30" x 42" x 24" Rectangular Reduction Wksf w/ Wood Edge	$303.13
55002.304224.74P.XX.XXX	30" x 42" x 24" Rectangular Reduction Wksf w/ 74P Edge	$164.09
55002.304824.34S.XX.XXX	30" x 48" x 24" Rectangular Reduction Wksf w/ Wood Edge	$319.83
55002.304824.74P.XX.XXX	30" x 48" x 24" Rectangular Reduction Wksf w/ 74P Edge	$180.77
55002.305424.34S.XX.XXX	30" x 54" x 24" Rectangular Reduction Wksf w/ Wood Edge	$336.51
55002.305424.74P.XX.XXX	30" x 54" x 24" Rectangular Reduction Wksf w/ 74P Edge	$197.46
55002.306024.34S.XX.XXX	30" x 60" x 24" Rectangular Reduction Wksf w/ Wood Edge	$353.19
55002.306024.74P.XX.XXX	30" x 60" x 24" Rectangular Reduction Wksf w/ 74P Edge	$214.15
55002.306624.34S.XX.XXX	30" x 66" x 24" Rectangular Reduction Wksf w/ Wood Edge	$369.89
55002.306624.74P.XX.XXX	30" x 66" x 24" Rectangular Reduction Wksf w/ 74P Edge	$229.44
55002.307224.34S.XX.XXX	30" x 72" x 24" Rectangular Reduction Wksf w/ Wood Edge	$386.58
55002.307224.74P.XX.XXX	30" x 72" x 24" Rectangular Reduction Wksf w/ 74P Edge	$246.13
55003.244860.34S.XX.XXX	24" x 48" x 60" Piano Worksurface w/ Wood Edge	$407.37
55003.244860.74P.XX.XXX	24" x 48" x 60" Piano Worksurface w/ 74P Edge	$271.56

NEW YORK VOLITION COMPONENT PRICE LIST

Date: 8/2/2022

Part Number	Description	Unit Price
55003.244866.34S.XX.XXX	24" x 48" x 66" Piano Worksurface w/ Wood Edge	$419.26
55003.244866.74P.XX.XXX	24" x 48" x 66" Piano Worksurface w/ 74P Edge	$281.75
55003.244872.34S.XX.XXX	24" x 48" x 72" Piano Worksurface w/ Wood Edge	$430.72
55003.244872.74P.XX.XXX	24" x 48" x 72" Piano Worksurface w/ 74P Edge	$294.94
55003.304866.34S.XX.XXX	30" x 48" x 66" Piano Worksurface w/ Wood Edge	$443.05
55003.304866.74P.XX.XXX	30" x 48" x 66" Piano Worksurface w/ 74P Edge	$308.27
55003.304872.34S.XX.XXX	30" x 48" x 72" Piano Worksurface w/ Wood Edge	$455.55
55003.304872.74P.XX.XXX	30" x 48" x 72" Piano Worksurface w/ 74P Edge	$319.77
55003.604824.34S.XX.XXX	60" x 48" x 24" Piano Worksurface w/ Wood Edge	$407.37
55003.604824.74P.XX.XXX	60" x 48" x 24" Piano Worksurface w/ 74P Edge	$271.56
55003.664824.34S.XX.XXX	66" x 48" x 24" Piano Worksurface w/ Wood Edge	$419.26
55003.664824.74P.XX.XXX	66" x 48" x 24" Piano Worksurface w/ 74P Edge	$281.75
55003.664830.34S.XX.XXX	66" x 48" x 30" Piano Worksurface w/ Wood Edge	$443.05
55003.664830.74P.XX.XXX	66" x 48" x 30" Piano Worksurface w/ 74P Edge	$308.27
55003.724824.34S.XX.XXX	72" x 48" x 24" Piano Worksurface w/ Wood Edge	$430.72
55003.724824.74P.XX.XXX	72" x 48" x 24" Piano Worksurface w/ 74P Edge	$294.94
55003.724830.34S.XX.XXX	72" x 48" x 30" Piano Worksurface w/ Wood Edge	$455.55
55003.724830.74P.XX.XXX	72" x 48" x 30" Piano Worksurface w/ 74P Edge	$319.77
55004.244860.34S.XX.XXX	24"x48"x60" P-Shaped Worksurface w/ Wood Edge	$409.39
55004.244860.74P.XX.XXX	24"x48"x60" P-Shaped Worksurface w/ 74P Edge	$271.86
55004.244866.34S.XX.XXX	24"x48"x66" P-Shaped Worksurface w/ Wood Edge	$421.63
55004.244866.74P.XX.XXX	24"x48"x66" P-Shaped Worksurface w/ 74P Edge	$283.42
55004.244872.34S.XX.XXX	24"x48"x72" P-Shaped Worksurface w/ Wood Edge	$432.89
55004.244872.74P.XX.XXX	24"x48"x72" P-Shaped Worksurface w/ 74P Edge	$295.21
55004.304866.34S.XX.XXX	30"x48"x66" P-Shaped Worksurface w/ Wood Edge	$445.37
55004.304866.74P.XX.XXX	30"x48"x66" P-Shaped Worksurface w/ 74P Edge	$307.99
55004.304872.34S.XX.XXX	30"x48"x72" P-Shaped Worksurface w/ Wood Edge	$457.83
55004.304872.74P.XX.XXX	30"x48"x72" P-Shaped Worksurface w/ 74P Edge	$319.83
55004.604824.34S.XX.XXX	60"x48"x24" P-Shaped Worksurface w/ Wood Edge	$409.39
55004.604824.74P.XX.XXX	60"x48"x24" P-Shaped Worksurface w/ 74P Edge	$271.86
55004.664824.34S.XX.XXX	66"x48"x24" P-Shaped Worksurface w/ Wood Edge	$421.63
55004.664824.74P.XX.XXX	66"x48"x24" P-Shaped Worksurface w/ 74P Edge	$283.42
55004.664830.34S.XX.XXX	66"x48"x30" P-Shaped Worksurface w/ Wood Edge	$445.37
55004.664830.74P.XX.XXX	66"x48"x30" P-Shaped Worksurface w/ 74P Edge	$307.99
55004.724824.34S.XX.XXX	72"x48"x24" P-Shaped Worksurface w/ Wood Edge	$432.89
55004.724824.74P.XX.XXX	72"x48"x24" P-Shaped Worksurface w/ 74P Edge	$295.21
55004.724830.34S.XX.XXX	72"x48"x30" P-Shaped Worksurface w/ Wood Edge	$457.83
55004.724830.74P.XX.XXX	72"x48"x30" P-Shaped Worksurface w/ 74P Edge	$319.83
55005.2448.34S.XX.XXX	24" x 48" D-Shaped Worksurface w/ Wood Edge	$255.53
55005.2448.74P.XX.XXX	24" x 48" D-Shaped Worksurface w/ 74P Edge	$119.74
55005.2454.34S.XX.XXX	24" x 54" D-Shaped Worksurface w/ Wood Edge	$271.56
55005.2454.74P.XX.XXX	24" x 54" D-Shaped Worksurface w/ 74P Edge	$135.80
55005.2460.34S.XX.XXX	24" x 60" D-Shaped Worksurface w/ Wood Edge	$287.64
55005.2460.74P.XX.XXX	24" x 60" D-Shaped Worksurface w/ 74P Edge	$151.85
55005.2466.34S.XX.XXX	24" x 66" D-Shaped Worksurface w/ Wood Edge	$303.70
55005.2466.74P.XX.XXX	24" x 66" D-Shaped Worksurface w/ 74P Edge	$167.92
55005.2472.34S.XX.XXX	24" x 72" D-Shaped Worksurface w/ Wood Edge	$319.77
55005.2472.74P.XX.XXX	24" x 72" D-Shaped Worksurface w/ 74P Edge	$183.97
55005.3048.34S.XX.XXX	30" x 48" D-Shaped Worksurface w/ Wood Edge	$267.21
55005.3048.74P.XX.XXX	30" x 48" D-Shaped Worksurface w/ 74P Edge	$131.41
55005.3054.34S.XX.XXX	30" x 54" D-Shaped Worksurface w/ Wood Edge	$283.24
55005.3054.74P.XX.XXX	30" x 54" D-Shaped Worksurface w/ 74P Edge	$147.47
55005.3060.34S.XX.XXX	30" x 60" D-Shaped Worksurface w/ Wood Edge	$299.32
55005.3060.74P.XX.XXX	30" x 60" D-Shaped Worksurface w/ 74P Edge	$163.52
55005.3066.34S.XX.XXX	30" x 66" D-Shaped Worksurface w/ Wood Edge	$315.38

NEW YORK VOLITION COMPONENT PRICE LIST

Date: 8/2/2022

Part Number	Description	Unit Price
55005.3066.74P.XX.XXX	30" x 66" D-Shaped Worksurface w/ 74P Edge	$179.59
55005.3072.34S.XX.XXX	30" x 72" D-Shaped Worksurface w/ Wood Edge	$329.98
55005.3072.74P.XX.XXX	30" x 72" D-Shaped Worksurface w/ 74P Edge	$194.21
55005.3648.34S.XX.XXX	36" x 48" D-Shaped Worksurface w/ Wood Edge	$287.64
55005.3648.74P.XX.XXX	36" x 48" D-Shaped Worksurface w/ 74P Edge	$151.85
55005.3654.34S.XX.XXX	36" x 54" D-Shaped Worksurface w/ Wood Edge	$303.70
55005.3654.74P.XX.XXX	36" x 54" D-Shaped Worksurface w/ 74P Edge	$167.92
55005.3660.34S.XX.XXX	36" x 60" D-Shaped Worksurface w/ Wood Edge	$319.77
55005.3660.74P.XX.XXX	36" x 60" D-Shaped Worksurface w/ 74P Edge	$183.97
55005.3666.34S.XX.XXX	36" x 66" D-Shaped Worksurface w/ Wood Edge	$335.81
55005.3666.74P.XX.XXX	36" x 66" D-Shaped Worksurface w/ 74P Edge	$200.02
55005.3672.34S.XX.XXX	36" x 72" D-Shaped Worksurface w/ Wood Edge	$351.88
55005.3672.74P.XX.XXX	36" x 72" D-Shaped Worksurface w/ 74P Edge	$216.09
55006.2436.34S.XX.XXX	24" x 36" Round Add-On Worksurface w/ Wood Edge	$271.56
55006.2436.74P.XX.XXX	24" x 36" Round Add-On Worksurface w/ 74P Edge	$235.81
55006.3042.34S.XX.XXX	30" x 42" Round Add-On Worksurface w/ Wood Edge	$311.01
55006.3042.74P.XX.XXX	30" x 42" Round Add-On Worksurface w/ 74P Edge	$249.72
55007.24.34S.XX.XXX	24" Transaction Countertop With Wood Edge	$232.16
55007.24.74P.XX.XXX	24" Transaction Countertop With 74P Edge	$96.36
55007.30.34S.XX.XXX	30" Transaction Countertop With Wood Edge	$239.46
55007.30.74P.XX.XXX	30" Transaction Countertop With 74P Edge	$103.68
55007.36.34S.XX.XXX	36" Transaction Countertop With Wood Edge	$248.21
55007.36.74P.XX.XXX	36" Transaction Countertop With 74P Edge	$112.44
55007.42.34S.XX.XXX	42" Transaction Countertop With Wood Edge	$255.53
55007.42.74P.XX.XXX	42" Transaction Countertop With 74P Edge	$119.74
55007.48.34S.XX.XXX	48" Transaction Countertop With Wood Edge	$264.28
55007.48.74P.XX.XXX	48" Transaction Countertop With 74P Edge	$128.48
55007.54.34S.XX.XXX	54" Transaction Countertop With Wood Edge	$271.56
55007.54.74P.XX.XXX	54" Transaction Countertop With 74P Edge	$135.80
55007.60.34S.XX.XXX	60" Transaction Countertop With Wood Edge	$278.89
55007.60.74P.XX.XXX	60" Transaction Countertop With 74P Edge	$143.10
55007.66.34S.XX.XXX	66" Transaction Countertop With Wood Edge	$287.64
55007.66.74P.XX.XXX	66" Transaction Countertop With 74P Edge	$151.85
55007.72.34S.XX.XXX	72" Transaction Countertop With Wood Edge	$294.94
55007.72.74P.XX.XXX	72" Transaction Countertop With 74P Edge	$159.16
55008.4242.34S.XX.XXX	42" x 42" Corner Transaction Countertop w/ Wood Edge	$351.88
55008.4242.74P.XX.XXX	42" x 42" Corner Transaction Countertop w/ 74P Edge	$215.68
55008.4848.34S.XX.XXX	48" x 48" Corner Transaction Countertop w/ Wood Edge	$384.01
55008.4848.74P.XX.XXX	48" x 48" Corner Transaction Countertop w/ 74P Edge	$248.08
55008.4860.34S.XX.XXX	48" x 60" Corner Transaction Countertop w/ Wood Edge	$423.42
55008.4860.74P.XX.XXX	48" x 60" Corner Transaction Countertop w/ 74P Edge	$286.39
55008.4866.34S.XX.XXX	48" x 66" Corner Transaction Countertop w/ Wood Edge	$455.55
55008.4866.74P.XX.XXX	48" x 66" Corner Transaction Countertop w/ 74P Edge	$318.64
55008.4872.34S.XX.XXX	48" x 72" Corner Transaction Countertop w/ Wood Edge	$487.68
55008.4872.74P.XX.XXX	48" x 72" Corner Transaction Countertop w/ 74P Edge	$352.72
55008.6048.34S.XX.XXX	60" x 48" Corner Transaction Countertop w/ Wood Edge	$423.42
55008.6048.74P.XX.XXX	60" x 48" Corner Transaction Countertop w/ 74P Edge	$286.54
55008.6648.34S.XX.XXX	66" x 48" Corner Transaction Countertop w/ Wood Edge	$455.55
55008.6648.74P.XX.XXX	66" x 48" Corner Transaction Countertop w/ 74P Edge	$318.64
55008.7248.34S.XX.XXX	72" x 48" Corner Transaction Countertop w/ Wood Edge	$487.68
55008.7248.74P.XX.XXX	72" x 48" Corner Transaction Countertop w/ 74P Edge	$350.93
55011.2424.34S.XX.XXX	24"x 24" Quarter Round Add-On Worksurface w/Wood Edge	$232.16
55011.2424.74P.XX.XXX	24"x 24" Quarter Round Add-On Worksurface w/74P Edge	$138.48
55011.3030.34S.XX.XXX	30"x 30" Quarter Round Add-On Worksurface w/Wood Edge	$264.28
55011.3030.74P.XX.XXX	30"x 30" Quarter Round Add-On Worksurface w/74P Edge	$166.30

NEW YORK VOLITION COMPONENT PRICE LIST

Date: 8/2/2022

Part Number	Description	Unit Price
55012.48.34S.XX.XXX	48" Half Round Add-On Worksurface w/ Wood Edge	$264.28
55012.48.74P.XX.XXX	48" Half Round Add-On Worksurface w/ 74P Edge	$169.08
55012.60.34S.XX.XXX	60" Half Round Add-On Worksurface w/ Wood Edge	$294.94
55012.60.74P.XX.XXX	60" Half Round Add-On Worksurface w/ 74P Edge	$216.36
55013.2460.34S.XX.XXX	24"x 60" Rectangular Executive Worksurface w/Wood Edge	$319.77
55013.2460.74P.XX.XXX	24"x 60" Rectangular Executive Worksurface w/74P Edge	$208.59
55013.2466.34S.XX.XXX	24"x 66" Rectangular Executive Worksurface w/Wood Edge	$327.06
55013.2466.74P.XX.XXX	24"x 66" Rectangular Executive Worksurface w/74P Edge	$215.53
55013.2472.34S.XX.XXX	24"x 72" Rectangular Executive Worksurface w/Wood Edge	$335.81
55013.2472.74P.XX.XXX	24"x 72" Rectangular Executive Worksurface w/74P Edge	$222.48
55013.3060.34S.XX.XXX	30"x 60" Rectangular Executive Worksurface w/Wood Edge	$327.06
55013.3060.74P.XX.XXX	30"x 60" Rectangular Executive Worksurface w/74P Edge	$222.48
55013.3066.34S.XX.XXX	30"x 66" Rectangular Executive Worksurface w/Wood Edge	$335.81
55013.3066.74P.XX.XXX	30"x 66" Rectangular Executive Worksurface w/74P Edge	$229.44
55013.3072.34S.XX.XXX	30"x 72" Rectangular Executive Worksurface w/Wood Edge	$343.13
55013.3072.74P.XX.XXX	30"x 72" Rectangular Executive Worksurface w/74P Edge	$243.35
55020.TR	Leg Grommet	$2.93
55022.XX	Lower Leg Grommet Cover	$2.93
55023.XX	Worksurface Grommet	$1.83
55024.XX	Worksurface Grommet Cover	$1.46
55026	Worksurface Spacer	$1.46
55028.XX	Power Module Cap	$6.39
55029.XX	Top Feep Ceiling Trim	$6.96
55030.L.XX	Long Stanchion Cover	$17.52
55030.S.XX	Short Stanchion Cover	$14.59
55031.L.XX	Cover Stanchion Assy - Long	$21.91
55031.S.XX	Cover Stanchion Assy - Short	$18.99
55032.XX	Stanchion Extrusion Overmold	$7.89
55038.XX	Desk Leg Weldment Freestanding - Painted	$43.80
55038RW	Desk Leg Weldment Freestanding - Raw	$33.20
55048	1/4-20 x.500 Screw Taptite Shld	$0.08
55049.24.XX	24" Modesty Panel Beam - Painted	$26.28
55049.24RW	24" Modesty Panel Beam - Raw	$21.24
55049.30.XX	30" Modesty Panel Beam - Painted	$27.76
55049.30RW	30" Modesty Panel Beam - Raw	$22.56
55049.36.XX	36" Modesty Panel Beam - Painted	$29.21
55049.36RW	36" Modesty Panel Beam - Raw	$23.89
55049.42.XX	42" Modesty Panel Beam - Painted	$30.67
55049.42RW	42" Modesty Panel Beam - Raw	$25.22
55049.48.XX	48" Modesty Panel Beam - Painted	$32.11
55049.48RW	48" Modesty Panel Beam - Raw	$26.55
55049.54.XX	54" Modesty Panel Beam - Painted	$33.58
55049.54RW	54" Modesty Panel Beam - Raw	$27.87
55049.60.XX	60" Modesty Panel Beam - Painted	$40.89
55049.60RW	60" Modesty Panel Beam - Raw	$30.53
55049.66.XX	66" Modesty Panel Beam - Painted	$42.35
55049.66RW	66" Modesty Panel Beam - Raw	$31.85
55049.72.XX	72" Modesty Panel Beam - Painted	$43.80
55049.72RW	72" Modesty Panel Beam - Raw	$33.20
55050.24.XX	24" Lower Modesty Panel - Painted	$26.28
55050.24RW	24" Lower Modesty Panel - Raw	$20.58
55050.30.XX	30" Lower Modesty Panel - Painted	$27.76
55050.30RW	30" Lower Modesty Panel - Raw	$21.91
55050.36.XX	36" Lower Modesty Panel - Painted	$29.21
55050.36RW	36" Lower Modesty Panel - Raw	$23.23

NEW YORK VOLITION COMPONENT PRICE LIST

Date: 8/2/2022

Part Number	Description	Unit Price
55050.42.XX	42" Lower Modesty Panel - Painted	$30.67
55050.42RW	42" Lower Modesty Panel - Raw	$24.56
55050.48.XX	48" Lower Modesty Panel - Painted	$32.11
55050.48RW	48" Lower Modesty Panel - Raw	$25.89
55050.54.XX	54" Lower Modesty Panel - Painted	$33.58
55050.54RW	54" Lower Modesty Panel - Raw	$27.21
55050.60.XX	60" Lower Modesty Panel - Painted	$40.89
55050.60RW	60" Lower Modesty Panel - Raw	$29.88
55050.66.XX	66" Lower Modesty Panel - Painted	$42.35
55050.66RW	66" Lower Modesty Panel - Raw	$31.19
55050.72.XX	72" Lower Modesty Panel - Painted	$43.80
55050.72RW	72" Lower Modesty Panel - Raw	$32.52
55052.24.XX	24" End Panel Weldment - Painted	$46.72
55052.24RW	24" End Panel Weldment - Raw	$33.20
55052.30.XX	30" End Panel Weldment - Painted	$49.64
55052.30RW	30" End Panel Weldment - Raw	$34.52
55052.9.XX	9" End Panel Weldment - Painted	$26.28
55052.9RW	9" End Panel Weldment - Raw	$17.26
55055.24.XX	24" End Panel Trough	$36.05
55055.30.XX	30" End Panel Trough	$38.82
55056.XX	Desk Leg Cover - Painted	$10.96
55056A.XX	Freestanding Desk Leg Cover w/Trough	$20.86
55056RW	Desk Leg Cover - Raw	$6.58
55058.L.XX	Long Overstorage Support Assembly	$65.71
55058.S.XX	Short Overstorage Support Assembly - Painted	$80.32
55058.SRW	Short Overstorage Support Assembly - Raw	$63.70
55059.WA.XX	Low Height Transaction Worksurface Support - Painted	$55.62
55059.WARW	Low Height Transaction Worksurface Support - Raw	$49.30
55062.WA.XX	Center Stanchion Cover (wheel chair accessible) - Painted	$11.14
55062.WARW	Center Stanchion Cover (wheel chair accessible) - Raw	$7.59
55063	Center Stanchion Snap	$1.39
55064.XX	Venus Overhead Center Offset Plate	$10.23
55066.XX	Venus Overhead Offset Plate	$5.85
55068L.XX	Left Panel Support Bracket	$28.06
55068R.XX	Right Panel Support Bracket	$28.06
55070.349	Rigid Wireway Attachment Bracket	$8.35
55074.10.XX	10' Top Feed Extrusion	$43.11
55074.7.XX	7' Top Feed Extrusion	$38.95
55075.10.XX	10' Top Feed Cover	$40.32
55075.7.XX	7' Top Feed Cover	$36.17
55076.24.XX	24" Transaction Panel - Painted	$16.69
55076.24RW	24" Transaction Panel - Raw	$11.95
55076.30.XX	30" Transaction Panel - Painted	$19.46
55076.30RW	30" Transaction Panel - Raw	$13.28
55076.36.XX	36" Transaction Panel - Painted	$22.25
55076.36RW	36" Transaction Panel - Raw	$15.94
55076.42.XX	42" Transaction Panel - Painted	$25.03
55076.42RW	42" Transaction Panel - Raw	$17.26
55076.48.XX	48" Transaction Panel - Painted	$27.82
55076.48RW	48" Transaction Panel - Raw	$18.57
55076.54.XX	54" Transaction Panel - Painted	$31.30
55076.54RW	54" Transaction Panel - Raw	$19.91
55076.60.XX	60" Transaction Panel - Painted	$34.76
55076.60RW	60" Transaction Panel - Raw	$22.56
55076.66.XX	66" Transaction Panel - Painted	$37.55

NEW YORK VOLITION COMPONENT PRICE LIST

Date: 8/2/2022

Part Number	Description	Unit Price
55076.66RW	66" Transaction Panel - Raw	$23.89
55076.72.XX	72" Transaction Panel - Painted	$40.32
55076.72RW	72" Transaction Panel - Raw	$25.22
55077.24.XX	24" Low Height Transaction Panel - Painted	$17.52
55077.24RW	24" Low Height Transaction Panel - Raw	$13.60
55077.30.XX	30" Low Height Transaction Panel - Painted	$18.99
55077.30RW	30" Low Height Transaction Panel - Raw	$14.27
55077.36.XX	36" Low Height Transaction Panel - Painted	$20.43
55077.36RW	36" Low Height Transaction Panel - Raw	$14.93
55077.42.XX	42" Low Height Transaction Panel - Painted	$21.91
55077.42RW	42" Low Height Transaction Panel - Raw	$15.60
55077.48.XX	48" Low Height Transaction Panel - Painted	$23.36
55077.48RW	48" Low Height Transaction Panel - Raw	$16.26
55077.54.XX	54" Low Height Transaction Panel - Painted	$24.84
55077.54RW	54" Low Height Transaction Panel - Raw	$17.57
55077.60.XX	60" Low Height Transaction Panel - Painted	$26.28
55077.60RW	60" Low Height Transaction Panel - Raw	$18.26
55077.66.XX	66" Low Height Transaction Panel - Painted	$27.76
55077.66RW	66" Low Height Transaction Panel - Raw	$18.92
55077.72.XX	72" Low Height Transaction Panel - Painted	$29.21
55077.72RW	72" Low Height Transaction Panel - Raw	$19.58
55078	Ganging Plate	$2.05
55079	5/16-18 x 2 Bolt Joint Connector	$1.39
55082.12.XX	12" Volition Toolrail	$24.84
55082.18.XX	18" Volition Toolrail	$30.67
55082.24.XX	24" Volition Toolrail	$36.50
55082.30.XX	30" Volition Toolrail	$42.35
55082.36.XX	36" Volition Toolrail	$48.19
55082.42.XX	42" Volition Toolrail	$54.04
55082.48.XX	48" Volition Toolrail	$59.86
55082.54.XX	54" Volition Toolrail	$65.71
55082.60.XX	60" Volition Toolrail	$71.55
55082.66.XX	66" Volition Toolrail	$77.40
55082.72.XX	72" Volition Toolrail	$83.23
55083.XX	Toolrail Attachment Bracket	$14.59
55085.XX	Toolrail Desk Mount Bracket	$30.67
55086.12.XX	12" Peninsula Modesty Panel - Painted	$24.84
55086.12RW	12" Peninsula Modesty Panel - Raw	$19.91
55086.15.XX	15" Peninsula Modesty Panel - Painted	$26.28
55086.15RW	15" Peninsula Modesty Panel - Raw	$20.58
55086.18.XX	18" Peninsula Modesty Panel - Painted	$27.76
55086.18RW	18" Peninsula Modesty Panel - Raw	$21.24
55086.21.XX	21" Peninsula Modesty Panel - Painted	$29.21
55086.21RW	21" Peninsula Modesty Panel - Raw	$21.91
55086.24.XX	24" Peninsula Modesty Panel - Painted	$30.67
55086.24RW	24" Peninsula Modesty Panel - Raw	$22.56
55086.27.XX	27" Peninsula Modesty Panel - Painted	$32.11
55086.27RW	27" Peninsula Modesty Panel - Raw	$23.23
55086.30.XX	30" Peninsula Modesty Panel - Painted	$33.58
55086.30RW	30" Peninsula Modesty Panel - Raw	$24.56
55086.33.XX	33" Peninsula Modesty Panel - Painted	$35.04
55086.33RW	33" Peninsula Modesty Panel - Raw	$25.22
55086.36.XX	36" Peninsula Modesty Panel - Painted	$36.50
55086.36RW	36" Peninsula Modesty Panel - Raw	$25.89
55086.39.XX	39" Peninsula Modesty Panel - Painted	$37.96

NEW YORK VOLITION COMPONENT PRICE LIST

Date: 8/2/2022

Part Number	Description	Unit Price
55086.39RW	39" Peninsula Modesty Panel - Raw	$27.21
55086.42.XX	42" Peninsula Modesty Panel - Painted	$39.43
55086.42RW	42" Peninsula Modesty Panel - Raw	$28.54
55087.L.XX	Left Desk Cantilever Bracket	$14.91
55087.R.XX	Right Desk Cantilever Bracket	$14.91
55101.1830.XX	18.25" x 29.82" Female Privacy Screen Frame Assembly	$29.21
55101.1830SBS.XX	18.25" x 17.5" Female Privacy Screen Frame Assembly	$23.36
55101.1836.XX	18.25" x 35.82" Female Privacy Screen Frame Assembly	$30.67
55101.1836SBS.XX	18.25" x 23.5" Female Privacy Screen Frame Assembly	$24.84
55101.1842.XX	18.25" x 41.82" Female Privacy Screen Frame Assembly	$32.11
55101.1842SBS.XX	18.25" x 29.5" Female Privacy Screen Frame Assembly	$26.28
55101.1848.XX	18.25" x 47.82" Female Privacy Screen Frame Assembly	$33.58
55101.1848SBS.XX	18.25" x 35.5" Female Privacy Screen Frame Assembly	$27.76
55101.1854.XX	18.25" x 53.82" Female Privacy Screen Frame Assembly	$35.04
55101.1854SBS.XX	18.25" x 41.5" Female Privacy Screen Frame Assembly	$29.21
55101.1860.XX	18.25" x 59.82" Female Privacy Screen Frame Assembly	$36.50
55101.1860SBS.XX	18.25" x 47.5" Female Privacy Screen Frame Assembly	$32.11
55101.1866SBS.XX	18.25" x 53.5" Female Privacy Screen Frame Assembly	$33.58
55101.1872SBS.XX	18.25" x 59.5" Female Privacy Screen Frame Assembly	$35.04
55101.2024.XX	19.75" x 23.82" Female Privacy Screen Frame Assembly	$29.21
55101.2030.XX	19.75" x 29.82" Female Privacy Screen Frame Assembly	$30.67
55101.2036.XX	19.75" x 35.82" Female Privacy Screen Frame Assembly	$32.11
55101.2042.XX	19.75" x 41.82" Female Privacy Screen Frame Assembly	$33.58
55101.2048.XX	19.75" x 47.82" Female Privacy Screen Frame Assembly	$35.04
55101.2054.XX	19.75" x 53.82" Female Privacy Screen Frame Assembly	$36.50
55101.2060.XX	19.75" x 59.82" Female Privacy Screen Frame Assembly	$37.96
55101.3624.XX	36.5" x 23.82" Female Privacy Screen Frame Assembly	$32.11
55101.3630.XX	36.5" x 29.82" Female Privacy Screen Frame Assembly	$33.58
55101.3636.XX	36.5" x 35.82" Female Privacy Screen Frame Assembly	$35.04
55101.3642.XX	36.5" x 41.82" Female Privacy Screen Frame Assembly	$36.50
55101.3648.XX	36.5" x 47.82" Female Privacy Screen Frame Assembly	$37.96
55101.3654.XX	36.5" x 53.82" Female Privacy Screen Frame Assembly	$39.43
55101.3660.XX	36.5" x 59.82" Female Privacy Screen Frame Assembly	$40.89
55101.3824.XX	38" x 23.82" Female Privacy Screen Frame Assembly	$33.58
55101.3830.XX	38" x 29.82" Female Privacy Screen Frame Assembly	$35.04
55101.3836.XX	38" x 35.82" Female Privacy Screen Frame Assembly	$36.50
55101.3842.XX	38" x 41.82" Female Privacy Screen Frame Assembly	$37.96
55101.3848.XX	38" x 47.82" Female Privacy Screen Frame Assembly	$39.43
55101.3854.XX	38" x 53.82" Female Privacy Screen Frame Assembly	$40.89
55101.3860.XX	38" x 59.82" Female Privacy Screen Frame Assembly	$42.35
55102.1824.XX	18.25" x 23.82" Male Privacy Screen Frame Assembly	$27.76
55102.1824SBS.XX	18.25" x 11.5" Male Privacy Screen Frame Assembly	$21.91
55102.1830.XX	18.25" x 29.82" Male Privacy Screen Frame Assembly	$29.21
55102.1830SBS.XX	18.25" x 17.5" Male Privacy Screen Frame Assembly	$23.36
55102.1836.XX	18.25" x 35.82" Male Privacy Screen Frame Assembly	$30.67
55102.1836SBS.XX	18.25" x 23.5" Male Privacy Screen Frame Assembly	$24.84
55102.1842.XX	18.25" x 41.82" Male Privacy Screen Frame Assembly	$32.11
55102.1842SBS.XX	18.25" x 29.5" Male Privacy Screen Frame Assembly	$26.28
55102.1848.XX	18.25" x 47.82" Male Privacy Screen Frame Assembly	$33.58
55102.1848SBS.XX	18.25" x 35.5" Male Privacy Screen Frame Assembly	$27.76
55102.1854.XX	18.25" x 53.82" Male Privacy Screen Frame Assembly	$35.04
55102.1854SBS.XX	18.25" x 41.5" Male Privacy Screen Frame Assembly	$29.21
55102.1860.XX	18.25" x 59.82" Male Privacy Screen Frame Assembly	$36.50
55102.1860SBS.XX	18.25" x 47.5" Male Privacy Screen Frame Assembly	$32.11
55102.1866SBS.XX	18.25" x 53.5" Male Privacy Screen Frame Assembly	$33.58

NEW YORK VOLITION COMPONENT PRICE LIST

Date: 8/2/2022

Part Number	Description	Unit Price
55102.1872SBS.XX	18.25" x 59.5" Male Privacy Screen Frame Assembly	$35.04
55102.2024.XX	19.75" x 23.82" Male Privacy Screen Frame Assembly	$29.21
55102.2030.XX	19.75" x 29.82" Male Privacy Screen Frame Assembly	$30.67
55102.2036.XX	19.75" x 35.82" Male Privacy Screen Frame Assembly	$32.11
55102.2042.XX	19.75" x 41.82" Male Privacy Screen Frame Assembly	$33.58
55102.2048.XX	19.75" x 47.82" Male Privacy Screen Frame Assembly	$35.04
55102.2054.XX	19.75" x 53.82" Male Privacy Screen Frame Assembly	$36.50
55102.2060.XX	19.75" x 59.82" Male Privacy Screen Frame Assembly	$37.96
55102.3624.XX	36.5" x 23.82" Male Privacy Screen Frame Assembly	$32.11
55102.3630.XX	36.5" x 29.82" Male Privacy Screen Frame Assembly	$33.58
55102.3636.XX	36.5" x 35.82" Male Privacy Screen Frame Assembly	$35.04
55102.3642.XX	36.5" x 41.82" Male Privacy Screen Frame Assembly	$36.50
55102.3648.XX	36.5" x 47.82" Male Privacy Screen Frame Assembly	$37.96
55102.3654.XX	36.5" x 53.82" Male Privacy Screen Frame Assembly	$39.43
55102.3660.XX	36.5" x 59.82" Male Privacy Screen Frame Assembly	$40.89
55102.3824.XX	38" x 23.82" Male Privacy Screen Frame Assembly	$33.58
55102.3830.XX	38" x 29.82" Male Privacy Screen Frame Assembly	$35.04
55102.3836.XX	38" x 35.82" Male Privacy Screen Frame Assembly	$36.50
55102.3842.XX	38" x 41.82" Male Privacy Screen Frame Assembly	$37.96
55102.3848.XX	38" x 47.82" Male Privacy Screen Frame Assembly	$39.43
55102.3854.XX	38" x 53.82" Male Privacy Screen Frame Assembly	$40.89
55102.3860.XX	38" x 59.82" Male Privacy Screen Frame Assembly	$42.35
55108	#8-32 x 5/8 FL PH Thd Roll Screw	$0.22
55112.18V	15.45" Vertical Female Privacy Screen Extrusion	$7.61
55112.20V	16.95" Vertical Female Privacy Screen Extrusion	$7.72
55112.24	21.02" Horizontal Female Privacy Screen Extrusion	$7.42
55112.24SBS	8.7" Horizontal Female Privacy Screen Extrusion	$6.96
55112.30SBS	14.7" Horizontal Female Privacy Screen Extrusion	$7.14
55112.36	33.02" Horizontal Female Privacy Screen Extrusion	$8.13
55112.36SBS	20.7" Horizontal Female Privacy Screen Extrusion	$7.61
55112.38V	35.20" Vertical Female Privacy Screen Extrusion	$8.89
55112.42	39.02" Horizontal Female Privacy Screen Extrusion	$9.12
55112.42SBS	26.7" Horizontal Female Privacy Screen Extrusion	$8.47
55112.48	45.02" Horizontal Female Privacy Screen Extrusion	$9.48
55112.48SBS	32.7" Horizontal Female Privacy Screen Extrusion	$8.61
55112.54SBS	38.7" Horizontal Female Privacy Screen Extrusion	$8.71
55112.60SBS	44.7" Horizontal Female Privacy Screen Extrusion	$9.58
55112.66SBS	50.7" Horizontal Female Privacy Screen Extrusion	$9.95
55112.72SBS	56.7" Horizontal Female Privacy Screen Extrusion	$10.52
55116.18.XX	18.25" SBWC Corner Privacy Screen Splice - Painted	$22.75
55116.18RW	18.25" SBWC Corner Privacy Screen Splice - Raw	$5.31
55116.20.XX	19.75" SBWC Corner Privacy Screen Splice - Painted	$10.23
55116.20RW	19.75" SBWC Corner Privacy Screen Splice - Raw	$5.44
55116.38.XX	38" SBWC Corner Privacy Screen Splice - Painted	$11.68
55116.38RW	38" SBWC Corner Privacy Screen Splice - Raw	$5.64
55150.24.XX	24" Rigid Wireway Cover	$16.67
55150.30.XX	30" Rigid Wireway Cover	$16.69
55150.36.XX	36" Rigid Wireway Cover	$19.46
55150.42.XX	42" Rigid Wireway Cover	$20.86
55150.48.XX	48" Rigid Wireway Cover	$22.25
55150.54.XX	54" Rigid Wireway Cover	$26.24
55150.60.XX	60" Rigid Wireway Cover	$28.62
55150.66.XX	66" Rigid Wireway Cover	$31.01
55150.72.XX	72" Rigid Wireway Cover	$34.58
55150.72D.XX	72" Rigid Wireway Cover	$34.58

NEW YORK VOLITION COMPONENT PRICE LIST

Date: 8/2/2022

Part Number	Description	Unit Price
55156.XX	Bracket, SOWC/SBWC Stacking	$22.75
55157.XX	Bracket, SOWC Attachment	$8.19
55161L	End Panel, Corner Shelf Left	$22.22
55161R	End Panel, Corner Shelf Right	$22.22
55168	SBW Worksurface Splice	$14.03
55169	Workstation Gap Cover	$14.59
55170	Weldment , Front Edge Bracket	$22.61
55186	Rigid Wireway Attachment Bracket 810	$8.35
55200.36.BL	36" Stanchion Power Tap	$48.19
55200.96.BL	96" Stanchion Power Tap	$52.56
55309	Connector, Screen Top 66/72	$15.20
55310	Bracket Assembly SBW 66/72	$30.67
55315	Bracket Assembly SOW 66/72	$18.71
55510.XX	D-Leg Tube Weldment - Painted	$48.47
55510RW	D-Leg Tube Weldment - Raw	$38.60
55828.XX	Trim, Door Overmold	$6.72
85.8001.24.XX	Steel Overhead KD1 Kit 24" Painted	$132.14
85.8001.30.XX	Steel Overhead KD1 Kit 30" Painted	$146.67
85.8001.36.XX	Steel Overhead KD1 Kit 36" Painted	$161.88
85.8001.42.XX	Steel Overhead KD1 Kit 42" Painted	$172.69
85.8001.48.XX	Steel Overhead KD1 Kit 48" Painted	$188.60
85.8001.54.XX	Steel Overhead KD1 Kit 54" Painted	$219.96
85.8001.60.XX	Steel Overhead KD1 Kit 60" Painted	$251.09
85.9908	Glide Panel Foot	$1.32
B6653RW	9" End Panel Filler - Raw	$23.89
B6654RW	24" End Panel Filler - Raw	$21.24
B6655RW	30" End Panel Filler - Raw	$22.56
BMB.30.BL	30" Venus Tackboard Mounting Bar	$20.27
BMB.36.BL	36" Venus Tackboard Mounting Bar	$20.87
BMB.42.BL	42" Venus Tackboard Mounting Bar	$23.62
BMB.48.BL	48" Venus Tackboard Mounting Bar	$25.79
BMB.54.BL	54" Venus Tackboard Mounting Bar	$26.41
BMB.60.BL	60" Venus Tackboard Mounting Bar	$28.54
KD1/VNOL24/VL/XX/XXX/TXX/M	24" Laminate Upper Door Venus Overhead - KD	$391.96
KD1/VNOL30/VL/XX/XXX/TXX/M	30" Laminate Upper Door Venus Overhead - KD	$426.48
KD1/VNOL36/VL/XX/XXX/TXX/M	36" Laminate Upper Door Venus Overhead - KD	$438.73
KD1/VNOL42/VL/XX/XXX/TXX/M	42" Laminate Upper Door Venus Overhead - KD	$452.10
KD1/VNOL48/VL/XX/XXX/TXX/M	48" Laminate Upper Door Venus Overhead - KD	$478.82
KD1/VNOL54/VL/XX/XXX/TXX/M	54" Laminate Upper Door Venus Overhead - KD	$544.51
KD1/VNOL60/VL/XX/XXX/TXX/M	60" Laminate Upper Door Venus Overhead - KD	$638.05
KD1/VNOL66D/VL/XX/XXX/TXX/M	66" Laminate Single Shelf Dual Upper Door Venus Overhead - KD	$770.56
KD1/VNOL72D/VL/XX/XXX/TXX/M	72" Laminate Single Shelf Dual Upper Door Venus Overhead - KD	$797.28
KD1/VNOS24/VL/XX/UXX/TXX/NLC	24" Solid Upper Door Venus Overhead-No Lock Core	$399.76
KD1/VNOS30/VL/XX/UXX/TXX/NLC	30" Solid Upper Door Venus Overhead-No Lock Core	$406.43
KD1/VNOS36/VL/XX/UXX/TXX/NLC	36" Solid Upper Door Venus Overhead-No Lock Core	$413.12
KD1/VNOS42/VL/XX/UXX/TXX/NLC	42" Solid Upper Door Venus Overhead-No Lock Core	$426.48
KD1/VNOS48/VL/XX/UXX/TXX/NLC	48" Solid Upper Door Venus Overhead-No Lock Core	$446.52
KD1/VNOS54/VL/XX/UXX/TXX/NLC	54" Solid Upper Door Venus Overhead-No Lock Core	$479.93
KD1/VNOS60/VL/XX/UXX/TXX/NLC	60" Solid Upper Door Venus Overhead-No Lock Core	$518.91
KD1/VNOS66/VL/XX/UXX/TXX/NLC	66" Solid Dual Upper Door Venus Overhead-No Lock Core	$752.74
KD1/VNOS66D/VL/XX/UXX/TXX/NLC	66" Solid Single Shelf Dual Upper Door Venus Overhead-NoLockCore	$752.74
KD1/VNOS72/VL/XX/UXX/TXX/NLC	72" Solid Dual Upper Door Venus Overhead-No Lock Core	$773.90
KD1/VNOS72D/VL/XX/UXX/TXX/NLC	72" Solid Single Shelf Dual Upper Door Venus Overhead-NoLockCore	$773.90
KD1/VOLCOS4242VL/XX/TXX	42" X 42" Corner Bookshelf - Hardware Only (Painted)	$424.12
KD1/VOLCOS4848VL/XX/TXX	48" X 48" Corner Bookshelf - Hardware Only (Painted)	$451.93

NEW YORK VOLITION COMPONENT PRICE LIST

Date: 8/2/2022

Part Number	Description	Unit Price
KD1/VOLSBS1924/EF/XX	24" Between-Stanchion Mount Screen w/ Exposed Frame	$126.54
KD1/VOLSBS1924/TF/XX	24" Between-Stanchion Mount Screen w/ Translucent Frame	$143.23
KD1/VOLSBS1924/UF/XX	24" Between-Stanchion Mount Screen w/ Uph Frame	$91.79
KD1/VOLSBS1930/EF/XX	30" Between-Stanchion Mount Screen w/ Exposed Frame	$130.70
KD1/VOLSBS1930/TF/XX	30" Between-Stanchion Mount Screen w/ Translucent Frame	$151.57
KD1/VOLSBS1930/UF/XX	30" Between-Stanchion Mount Screen w/ Uph Frame	$100.12
KD1/VOLSBS1936/EF/XX	36" Between-Stanchion Mount Screen w/ Exposed Frame	$140.46
KD1/VOLSBS1936/TF/XX	36" Between-Stanchion Mount Screen w/ Translucent Frame	$162.70
KD1/VOLSBS1936/UF/XX	36" Between-Stanchion Mount Screen w/ Uph Frame	$108.46
KD1/VOLSBS1942/EF/XX	42" Between-Stanchion Mount Screen w/ Exposed Frame	$146.01
KD1/VOLSBS1942/TF/XX	42" Between-Stanchion Mount Screen w/ Translucent Frame	$168.27
KD1/VOLSBS1942/UF/XX	42" Between-Stanchion Mount Screen w/ Uph Frame	$115.42
KD1/VOLSBS1948/EF/XX	48" Between-Stanchion Mount Screen w/ Exposed Frame	$165.48
KD1/VOLSBS1948/TF/XX	48" Between-Stanchion Mount Screen w/ Translucent Frame	$186.33
KD1/VOLSBS1948/UF/XX	48" Between-Stanchion Mount Screen w/ Uph Frame	$130.70
KD1/VOLSBS1954/EF/XX	54" Between-Stanchion Mount Screen w/ Exposed Frame	$179.38
KD1/VOLSBS1954/TF/XX	54" Between-Stanchion Mount Screen w/ Translucent Frame	$190.50
KD1/VOLSBS1954/UF/XX	54" Between-Stanchion Mount Screen w/ Uph Frame	$143.23
KD1/VOLSBS1960/EF/XX	60" Between-Stanchion Mount Screen w/ Exposed Frame	$193.28
KD1/VOLSBS1960/TF/XX	60" Between-Stanchion Mount Screen w/ Translucent Frame	$204.41
KD1/VOLSBS1960/UF/XX	60" Between-Stanchion Mount Screen w/ Uph Frame	$151.57
KD1/VOLSBS1966/EF/XX	66" Between-Stanchion Mount Screen w/ Exposed Frame	$233.61
KD1/VOLSBS1966/TF/XX	66" Between-Stanchion Mount Screen w/ Translucent Frame	$262.81
KD1/VOLSBS1966/UF/XX	66" Between-Stanchion Mount Screen w/ Uph Frame	$166.87
KD1/VOLSBS1972/EF/XX	72" Between-Stanchion Mount Screen w/ Exposed Frame	$240.56
KD1/VOLSBS1972/TF/XX	72" Between-Stanchion Mount Screen w/ Translucent Frame	$268.38
KD1/VOLSBS1972/UF/XX	72" Between-Stanchion Mount Screen w/ Uph Frame	$173.83
KD10/VOLCOS4242VL/TXX/RAW	42" X 42" Corner Bookshelf - Hardware Only (Raw)	$319.83
KD10/VOLCOS4848VL/TXX/RAW	48" X 48" Corner Bookshelf - Hardware Only (Raw)	$336.26
KD2/VNOF24/VL/XX/TXX/NLC	24" Upholsterable Upper Door Venus Overhead-No Lock Core	$408.67
KD2/VNOF30/VL/XX/TXX/NLC	30" Upholsterable Upper Door Venus Overhead-No Lock Core	$415.34
KD2/VNOF36/VL/XX/TXX/NLC	36" Upholsterable Upper Door Venus Overhead-No Lock Core	$420.92
KD2/VNOF42/VL/XX/TXX/NLC	42" Upholsterable Upper Door Venus Overhead-No Lock Core	$434.28
KD2/VNOF48/VL/XX/TXX/NLC	48" Upholsterable Upper Door Venus Overhead-No Lock Core	$454.32
KD2/VNOF54/VL/XX/TXX/NLC	54" Upholsterable Upper Door Venus Overhead-No Lock Core	$487.73
KD2/VNOF60/VL/XX/TXX/NLC	60" Upholsterable Upper Door Venus Overhead-No Lock Core	$527.82
KD2/VNOF66/VL/XX/TXX/NLC	66" Upholsterable Dual Upper Door Venus Overhead-No Lock Core	$761.65
KD2/VNOF66D/VL/XX/TXX/NLC	66" Upholsterable Single Shelf Dual UpperDoorVenusOvrhd-NoLckCore	$761.65
KD2/VNOF72/VL/XX/TXX/NLC	72" Upholsterable Dual Upper Door Venus Overhead-No Lock Core	$787.26
KD2/VNOF72D/VL/XX/TXX/NLC	72" Upholsterable Single Shelf Dual UpperDoorVenusOvrhd-NoLckCore	$787.26
KD3/VOLSBW2024/EF/XX	24" Behind Wksf Mounted Screen w/Exposed Frame - No Brkts	$159.91
KD3/VOLSBW2024/TF/XX	24" Behind Wksf Mounted Screen w/Translucent Frame - No Brkts	$179.38
KD3/VOLSBW2024/UF/XX	24" Behind Wksf Mounted Screen w/Upholstered Frame - No Brkts	$120.97
KD3/VOLSBW2030/EF/XX	30" Behind Wksf Mounted Screen w/Exposed Frame - No Brkts	$165.48
KD3/VOLSBW2030/TF/XX	30" Behind Wksf Mounted Screen w/Translucent Frame - No Brkts	$186.33
KD3/VOLSBW2030/UF/XX	30" Behind Wksf Mounted Screen w/Upholstered Frame - No Brkts	$125.15
KD3/VOLSBW2036/EF/XX	36" Behind Wksf Mounted Screen w/Exposed Frame - No Brkts	$172.42
KD3/VOLSBW2036/TF/XX	36" Behind Wksf Mounted Screen w/Translucent Frame - No Brkts	$193.28
KD3/VOLSBW2036/UF/XX	36" Behind Wksf Mounted Screen w/Upholstered Frame - No Brkts	$129.33
KD3/VOLSBW2042/EF/XX	42" Behind Wksf Mounted Screen w/Exposed Frame - No Brkts	$176.60
KD3/VOLSBW2042/TF/XX	42" Behind Wksf Mounted Screen w/Translucent Frame - No Brkts	$203.02
KD3/VOLSBW2042/UF/XX	42" Behind Wksf Mounted Screen w/Upholstered Frame - No Brkts	$136.29
KD3/VOLSBW2048/EF/XX	48" Behind Wksf Mounted Screen w/Exposed Frame - No Brkts	$180.77
KD3/VOLSBW2048/TF/XX	48" Behind Wksf Mounted Screen w/Translucent Frame - No Brkts	$207.18
KD3/VOLSBW2048/UF/XX	48" Behind Wksf Mounted Screen w/Upholstered Frame - No Brkts	$147.40

NEW YORK VOLITION COMPONENT PRICE LIST

Date: 8/2/2022

Part Number	Description	Unit Price
KD3/VOLSBW2054/EF/XX	54" Behind Wksf Mounted Screen w/Exposed Frame - No Brkts	$186.33
KD3/VOLSBW2054/TF/XX	54" Behind Wksf Mounted Screen w/Translucent Frame - No Brkts	$215.53
KD3/VOLSBW2054/UF/XX	54" Behind Wksf Mounted Screen w/Upholstered Frame - No Brkts	$155.73
KD3/VOLSBW2060/EF/XX	60" Behind Wksf Mounted Screen w/Exposed Frame - No Brkts	$194.68
KD3/VOLSBW2060/TF/XX	60" Behind Wksf Mounted Screen w/Translucent Frame - No Brkts	$222.48
KD3/VOLSBW2060/UF/XX	60" Behind Wksf Mounted Screen w/Upholstered Frame - No Brkts	$162.70
KD3/VOLSBW2066/EF/XX	66" Behind Wksf Mounted Screen w/Exposed Frame - No Brkts	$251.69
KD3/VOLSBW2066/TF/XX	66" Behind Wksf Mounted Screen w/Translucent Frame - No Brkts	$287.85
KD3/VOLSBW2066/UF/XX	66" Behind Wksf Mounted Screen w/Upholstered Frame - No Brkts	$235.00
KD3/VOLSBW2072/EF/XX	72" Behind Wksf Mounted Screen w/Exposed Frame - No Brkts	$258.64
KD3/VOLSBW2072/TF/XX	72" Behind Wksf Mounted Screen w/Translucent Frame - No Brkts	$300.37
KD3/VOLSBW2072/UF/XX	72" Behind Wksf Mounted Screen w/Upholstered Frame - No Brkts	$243.35
KD3/VOLSBW3824/EF/XX	24" Behind Wksf Mounted Screen w/Exposed Frame - No Brkts	$175.21
KD3/VOLSBW3824/TF/XX	24" Behind Wksf Mounted Screen w/Translucent Frame - No Brkts	$235.00
KD3/VOLSBW3824/UF/XX	24" Behind Wksf Mounted Screen w/Upholstered Frame - No Brkts	$125.15
KD3/VOLSBW3830/EF/XX	30" Behind Wksf Mounted Screen w/Exposed Frame - No Brkts	$184.94
KD3/VOLSBW3830/TF/XX	30" Behind Wksf Mounted Screen w/Translucent Frame - No Brkts	$254.48
KD3/VOLSBW3830/UF/XX	30" Behind Wksf Mounted Screen w/Upholstered Frame - No Brkts	$127.93
KD3/VOLSBW3836/EF/XX	36" Behind Wksf Mounted Screen w/Exposed Frame - No Brkts	$196.07
KD3/VOLSBW3836/TF/XX	36" Behind Wksf Mounted Screen w/Translucent Frame - No Brkts	$282.28
KD3/VOLSBW3836/UF/XX	36" Behind Wksf Mounted Screen w/Upholstered Frame - No Brkts	$130.70
KD3/VOLSBW3842/EF/XX	42" Behind Wksf Mounted Screen w/Exposed Frame - No Brkts	$223.88
KD3/VOLSBW3842/TF/XX	42" Behind Wksf Mounted Screen w/Translucent Frame - No Brkts	$300.37
KD3/VOLSBW3842/UF/XX	42" Behind Wksf Mounted Screen w/Upholstered Frame - No Brkts	$157.15
KD3/VOLSBW3848/EF/XX	48" Behind Wksf Mounted Screen w/Exposed Frame - No Brkts	$229.44
KD3/VOLSBW3848/TF/XX	48" Behind Wksf Mounted Screen w/Translucent Frame - No Brkts	$332.33
KD3/VOLSBW3848/UF/XX	48" Behind Wksf Mounted Screen w/Upholstered Frame - No Brkts	$164.09
KD3/VOLSBW3854/EF/XX	54" Behind Wksf Mounted Screen w/Exposed Frame - No Brkts	$236.39
KD3/VOLSBW3854/TF/XX	54" Behind Wksf Mounted Screen w/Translucent Frame - No Brkts	$347.64
KD3/VOLSBW3854/UF/XX	54" Behind Wksf Mounted Screen w/Upholstered Frame - No Brkts	$173.83
KD3/VOLSBW3860/EF/XX	60" Behind Wksf Mounted Screen w/Exposed Frame - No Brkts	$243.35
KD3/VOLSBW3860/TF/XX	60" Behind Wksf Mounted Screen w/Translucent Frame - No Brkts	$354.59
KD3/VOLSBW3860/UF/XX	60" Behind Wksf Mounted Screen w/Upholstered Frame - No Brkts	$190.50
KD3/VOLSBW3866/EF/XX	66" Behind Wksf Mounted Screen w/Exposed Frame - No Brkts	$282.28
KD3/VOLSBW3866/TF/XX	66" Behind Wksf Mounted Screen w/Translucent Frame - No Brkts	$436.63
KD3/VOLSBW3866/UF/XX	66" Behind Wksf Mounted Screen w/Upholstered Frame - No Brkts	$221.10
KD3/VOLSBW3872/EF/XX	72" Behind Wksf Mounted Screen w/Exposed Frame - No Brkts	$292.02
KD3/VOLSBW3872/TF/XX	72" Behind Wksf Mounted Screen w/Translucent Frame - No Brkts	$464.44
KD3/VOLSBW3872/UF/XX	72" Behind Wksf Mounted Screen w/Upholstered Frame - No Brkts	$229.44
KD3/VOLSBWC204242/EF/XX	20x42x42 Behind Wksf Mount Corner Scrn w/Exposed Frm-No Brkts	$264.21
KD3/VOLSBWC204242/TF/XX	20x42x42 Behind Wksf Mount Corner Scrn w/Trnslcnt Frm-No Brkts	$305.92
KD3/VOLSBWC204242/UF/XX	20x42x42 Behind Wksf Mount Corner Scrn w/Uph Frm-No Brkts	$253.07
KD3/VOLSBWC204848/EF/XX	20x48x48 Behind Wksf Mount Corner Scrn w/Exposed Frm-No Brkts	$332.33
KD3/VOLSBWC204848/TF/XX	20x48x48 Behind Wksf Mount Corner Scrn w/Trnslcnt Frm-No Brkts	$368.50
KD3/VOLSBWC204848/UF/XX	20x48x48 Behind Wksf Mount Corner Scrn w/Uph Frm-No Brkts	$278.10
KD3/VOLSBWC204860/EF/XX	20x48x60 Behind Wksf Mount Corner Scrn w/Exposed Frm-No Brkts	$354.59
KD3/VOLSBWC204860/TF/XX	20x48x60 Behind Wksf Mount Corner Scrn w/Trnslcnt Frm-No Brkts	$394.91
KD3/VOLSBWC204860/UF/XX	20x48x60 Behind Wksf Mount Corner Scrn w/Uph Frm-No Brkts	$292.02
KD3/VOLSBWC206048/EF/XX	20x60x48 Behind Wksf Mount Corner Scrn w/Exposed Frm-No Brkts	$354.59
KD3/VOLSBWC206048/TF/XX	20x60x48 Behind Wksf Mount Corner Scrn w/Trnslcnt Frm-No Brkts	$394.91
KD3/VOLSBWC206048/UF/XX	20x60x48 Behind Wksf Mount Corner Scrn w/Uph Frm-No Brkts	$292.02
KD3/VOLSBWC206648/EF/XX	20x66x48 Behind Wksf Mount Corner Scrn w/Exposed Frm-No Brkts	$464.44
KD3/VOLSBWC206648/TF/XX	20x66x48 Behind Wksf Mount Corner Scrn w/Trnslcnt Frm-No Brkts	$521.47
KD3/VOLSBWC206648/UF/XX	20x66x48 Behind Wksf Mount Corner Scrn w/Uph Frm-No Brkts	$432.46
KD3/VOLSBWC207248/EF/XX	20x72x48 Behind Wksf Mount Corner Scrn w/Exposed Frm-No Brkts	$471.41

NEW YORK VOLITION COMPONENT PRICE LIST

Date: 8/2/2022

Part Number	Description	Unit Price
KD3/VOLSBWC207248/TF/XX	20x72x48 Behind Wksf Mount Corner Scrn w/Trnslcnt Frm-No Brkts	$528.41
KD3/VOLSBWC207248/UF/XX	20x72x48 Behind Wksf Mount Corner Scrn w/Uph Frm-No Brkts	$440.79
KD3/VOLSBWC384242/EF/XX	38x42x42 Behind Wksf Mount Corner Scrn w/Exposed Frm-No Brkts	$319.83
KD3/VOLSBWC384242/TF/XX	38x42x42 Behind Wksf Mount Corner Scrn w/Trnslcnt Frm-No Brkts	$470.00
KD3/VOLSBWC384242/UF/XX	38x42x42 Behind Wksf Mount Corner Scrn w/Uph Frm-No Brkts	$258.64
KD3/VOLSBWC384848/EF/XX	38x48x48 Behind Wksf Mount Corner Scrn w/Exposed Frm-No Brkts	$389.36
KD3/VOLSBWC384848/TF/XX	38x48x48 Behind Wksf Mount Corner Scrn w/Trnslcnt Frm-No Brkts	$627.15
KD3/VOLSBWC384848/UF/XX	38x48x48 Behind Wksf Mount Corner Scrn w/Uph Frm-No Brkts	$272.56
KD3/VOLSBWC384860/EF/XX	38x48x60 Behind Wksf Mount Corner Scrn w/Exposed Frm-No Brkts	$419.95
KD3/VOLSBWC384860/TF/XX	38x48x60 Behind Wksf Mount Corner Scrn w/Trnslcnt Frm-No Brkts	$645.21
KD3/VOLSBWC384860/UF/XX	38x48x60 Behind Wksf Mount Corner Scrn w/Uph Frm-No Brkts	$300.37
KD3/VOLSBWC386048/EF/XX	38x60x48 Behind Wksf Mount Corner Scrn w/Exposed Frm-No Brkts	$419.95
KD3/VOLSBWC386048/TF/XX	38x60x48 Behind Wksf Mount Corner Scrn w/Trnslcnt Frm-No Brkts	$645.21
KD3/VOLSBWC386048/UF/XX	38x60x48 Behind Wksf Mount Corner Scrn w/Uph Frm-No Brkts	$300.37
KD3/VOLSBWC386648/EF/XX	38x66x48 Behind Wksf Mount Corner Scrn w/Exposed Frm-No Brkts	$528.41
KD3/VOLSBWC386648/TF/XX	38x66x48 Behind Wksf Mount Corner Scrn w/Trnslcnt Frm-No Brkts	$798.17
KD3/VOLSBWC386648/UF/XX	38x66x48 Behind Wksf Mount Corner Scrn w/Uph Frm-No Brkts	$425.52
KD3/VOLSBWC387248/EF/XX	38x72x48 Behind Wksf Mount Corner Scrn w/Exposed Frm-No Brkts	$539.54
KD3/VOLSBWC387248/TF/XX	38x72x48 Behind Wksf Mount Corner Scrn w/Trnslcnt Frm-No Brkts	$825.98
KD3/VOLSBWC387248/UF/XX	38x72x48 Behind Wksf Mount Corner Scrn w/Uph Frm-No Brkts	$433.86
KD3/VOLSOW1924/EF/XX	24" On Worksurface Mount Screen With Exposed Frame-No Brkts	$154.36
KD3/VOLSOW1924/TF/XX	24" On Worksurface Mount Screen With Translucent Frame-No Brkts	$175.21
KD3/VOLSOW1924/UF/XX	24" On Worksurface Mount Screen With Uph Frame-No Brkts	$107.08
KD3/VOLSOW1930/EF/XX	30" On Worksurface Mount Screen With Exposed Frame-No Brkts	$159.91
KD3/VOLSOW1930/TF/XX	30" On Worksurface Mount Screen With Translucent Frame-No Brkts	$182.17
KD3/VOLSOW1930/UF/XX	30" On Worksurface Mount Screen With Uph Frame-No Brkts	$115.42
KD3/VOLSOW1936/EF/XX	36" On Worksurface Mount Screen With Exposed Frame-No Brkts	$166.87
KD3/VOLSOW1936/TF/XX	36" On Worksurface Mount Screen With Translucent Frame-No Brkts	$189.12
KD3/VOLSOW1936/UF/XX	36" On Worksurface Mount Screen With Uph Frame-No Brkts	$123.77
KD3/VOLSOW1942/EF/XX	42" On Worksurface Mount Screen With Exposed Frame-No Brkts	$171.03
KD3/VOLSOW1942/TF/XX	42" On Worksurface Mount Screen With Translucent Frame-No Brkts	$191.91
KD3/VOLSOW1942/UF/XX	42" On Worksurface Mount Screen With Uph Frame-No Brkts	$129.33
KD3/VOLSOW1948/EF/XX	48" On Worksurface Mount Screen With Exposed Frame-No Brkts	$173.83
KD3/VOLSOW1948/TF/XX	48" On Worksurface Mount Screen With Translucent Frame-No Brkts	$194.68
KD3/VOLSOW1948/UF/XX	48" On Worksurface Mount Screen With Uph Frame-No Brkts	$147.40
KD3/VOLSOW1954/EF/XX	54" On Worksurface Mount Screen With Exposed Frame-No Brkts	$177.99
KD3/VOLSOW1954/TF/XX	54" On Worksurface Mount Screen With Translucent Frame-No Brkts	$197.46
KD3/VOLSOW1954/UF/XX	54" On Worksurface Mount Screen With Uph Frame-No Brkts	$151.57
KD3/VOLSOW1960/EF/XX	60" On Worksurface Mount Screen With Exposed Frame-No Brkts	$182.17
KD3/VOLSOW1960/TF/XX	60" On Worksurface Mount Screen With Translucent Frame-No Brkts	$201.63
KD3/VOLSOW1960/UF/XX	60" On Worksurface Mount Screen With Uph Frame-No Brkts	$158.52
KD3/VOLSOW1966/EF/XX	66" On Worksurface Mount Screen With Exposed Frame-No Brkts	$243.35
KD3/VOLSOW1966/TF/XX	66" On Worksurface Mount Screen With Translucent Frame-No Brkts	$282.28
KD3/VOLSOW1966/UF/XX	66" On Worksurface Mount Screen With Uph Frame-No Brkts	$222.48
KD3/VOLSOW1972/EF/XX	72" On Worksurface Mount Screen With Exposed Frame-No Brkts	$250.30
KD3/VOLSOW1972/TF/XX	72" On Worksurface Mount Screen With Translucent Frame-No Brkts	$293.42
KD3/VOLSOW1972/UF/XX	72" On Worksurface Mount Screen With Uph Frame-No Brkts	$230.84
KD3/VOLSOW3724/EF/XX	24" On Worksurface Mount Screen With Exposed Frame-No Brkts	$176.60
KD3/VOLSOW3724/TF/XX	24" On Worksurface Mount Screen With Translucent Frame-No Brkts	$200.23
KD3/VOLSOW3724/UF/XX	24" On Worksurface Mount Screen With Uph Frame-No Brkts	$114.03
KD3/VOLSOW3730/EF/XX	30" On Worksurface Mount Screen With Exposed Frame-No Brkts	$186.33
KD3/VOLSOW3730/TF/XX	30" On Worksurface Mount Screen With Translucent Frame-No Brkts	$209.98
KD3/VOLSOW3730/UF/XX	30" On Worksurface Mount Screen With Uph Frame-No Brkts	$122.36
KD3/VOLSOW3736/EF/XX	36" On Worksurface Mount Screen With Exposed Frame-No Brkts	$197.46
KD3/VOLSOW3736/TF/XX	36" On Worksurface Mount Screen With Translucent Frame-No Brkts	$225.27

NEW YORK VOLITION COMPONENT PRICE LIST

Date: 8/2/2022

Part Number	Description	Unit Price
KD3/VOLSOW3736/UF/XX	36" On Worksurface Mount Screen With Uph Frame-No Brkts	$134.89
KD3/VOLSOW3742/EF/XX	42" On Worksurface Mount Screen With Exposed Frame-No Brkts	$214.15
KD3/VOLSOW3742/TF/XX	42" On Worksurface Mount Screen With Translucent Frame-No Brkts	$235.00
KD3/VOLSOW3742/UF/XX	42" On Worksurface Mount Screen With Uph Frame-No Brkts	$144.61
KD3/VOLSOW3748/EF/XX	48" On Worksurface Mount Screen With Exposed Frame-No Brkts	$219.72
KD3/VOLSOW3748/TF/XX	48" On Worksurface Mount Screen With Translucent Frame-No Brkts	$243.35
KD3/VOLSOW3748/UF/XX	48" On Worksurface Mount Screen With Uph Frame-No Brkts	$151.57
KD3/VOLSOW3754/EF/XX	54" On Worksurface Mount Screen With Exposed Frame-No Brkts	$223.88
KD3/VOLSOW3754/TF/XX	54" On Worksurface Mount Screen With Translucent Frame-No Brkts	$248.90
KD3/VOLSOW3754/UF/XX	54" On Worksurface Mount Screen With Uph Frame-No Brkts	$180.77
KD3/VOLSOW3760/EF/XX	60" On Worksurface Mount Screen With Exposed Frame-No Brkts	$229.44
KD3/VOLSOW3760/TF/XX	60" On Worksurface Mount Screen With Translucent Frame-No Brkts	$255.85
KD3/VOLSOW3760/UF/XX	60" On Worksurface Mount Screen With Uph Frame-No Brkts	$187.73
KD3/VOLSOW3766/EF/XX	66" On Worksurface Mount Screen With Exposed Frame-No Brkts	$276.72
KD3/VOLSOW3766/TF/XX	66" On Worksurface Mount Screen With Translucent Frame-No Brkts	$328.17
KD3/VOLSOW3766/UF/XX	66" On Worksurface Mount Screen With Uph Frame-No Brkts	$218.31
KD3/VOLSOW3772/EF/XX	72" On Worksurface Mount Screen With Exposed Frame-No Brkts	$287.85
KD3/VOLSOW3772/TF/XX	72" On Worksurface Mount Screen With Translucent Frame-No Brkts	$347.64
KD3/VOLSOW3772/UF/XX	72" On Worksurface Mount Screen With Uph Frame-No Brkts	$230.84
KD3/VOLSOWC1942L/EF/XX	42" On WksfMount Corner Screen Left w/Exposed Frame-No Brkts	$137.66
KD3/VOLSOWC1942L/TF/XX	42" On WksfMount Corner Screen Left w/Trnslcnt Frame-No Brkts	$158.52
KD3/VOLSOWC1942L/UF/XX	42" On WksfMount Corner Screen Left w/Uph Frame-No Brkts	$129.33
KD3/VOLSOWC1942R/EF/XX	42" On WksfMount Corner Screen Rght w/Exposed Frame-No Brkts	$137.66
KD3/VOLSOWC1942R/TF/XX	42" On WksfMount Corner Screen Rght w/Trnslcnt Frame-No Brkts	$158.52
KD3/VOLSOWC1942R/UF/XX	42" On WksfMount Corner Screen Rght w/Uph Frame-No Brkts	$129.33
KD3/VOLSOWC1948L/EF/XX	48" On WksfMount Corner Screen Left w/Exposed Frame-No Brkts	$182.17
KD3/VOLSOWC1948L/TF/XX	48" On WksfMount Corner Screen Left w/Trnslcnt Frame-No Brkts	$194.68
KD3/VOLSOWC1948L/UF/XX	48" On WksfMount Corner Screen Left w/Uph Frame-No Brkts	$147.40
KD3/VOLSOWC1948R/EF/XX	48" On WksfMount Corner Screen Rght w/Exposed Frame-No Brkts	$182.17
KD3/VOLSOWC1948R/TF/XX	48" On WksfMount Corner Screen Rght w/Trnslcnt Frame-No Brkts	$194.68
KD3/VOLSOWC1948R/UF/XX	48" On WksfMount Corner Screen Rght w/Uph Frame-No Brkts	$147.40
KD3/VOLSOWC1960L/EF/XX	60" On WksfMount Corner Screen Left w/Exposed Frame-No Brkts	$197.46
KD3/VOLSOWC1960L/TF/XX	60" On WksfMount Corner Screen Left w/Trnslcnt Frame-No Brkts	$216.94
KD3/VOLSOWC1960L/UF/XX	60" On WksfMount Corner Screen Left w/Uph Frame-No Brkts	$162.70
KD3/VOLSOWC1960R/EF/XX	60" On WksfMount Corner Screen Rght w/Exposed Frame-No Brkts	$197.46
KD3/VOLSOWC1960R/TF/XX	60" On WksfMount Corner Screen Rght w/Trnslcnt Frame-No Brkts	$216.94
KD3/VOLSOWC1960R/UF/XX	60" On WksfMount Corner Screen Rght w/Uph Frame-No Brkts	$162.70
KD3/VOLSOWC1966L/EF/XX	66" On WksfMount Corner Screen Left w/Exposed Frame-No Brkts	$307.31
KD3/VOLSOWC1966L/TF/XX	66" On WksfMount Corner Screen Left w/Trnslcnt Frame-No Brkts	$347.64
KD3/VOLSOWC1966L/UF/XX	66" On WksfMount Corner Screen Left w/Uph Frame-No Brkts	$221.10
KD3/VOLSOWC1966R/EF/XX	66" On WksfMount Corner Screen Rght w/Exposed Frame-No Brkts	$305.92
KD3/VOLSOWC1966R/TF/XX	66" On WksfMount Corner Screen Rght w/Trnslcnt Frame-No Brkts	$347.64
KD3/VOLSOWC1966R/UF/XX	66" On WksfMount Corner Screen Rght w/Uph Frame-No Brkts	$221.10
KD3/VOLSOWC1972L/EF/XX	72" On WksfMount Corner Screen Left w/Exposed Frame-No Brkts	$314.27
KD3/VOLSOWC1972L/TF/XX	72" On WksfMount Corner Screen Left w/Trnslcnt Frame-No Brkts	$354.59
KD3/VOLSOWC1972L/UF/XX	72" On WksfMount Corner Screen Left w/Uph Frame-No Brkts	$229.44
KD3/VOLSOWC1972R/EF/XX	72" On WksfMount Corner Screen Rght w/Exposed Frame-No Brkts	$314.27
KD3/VOLSOWC1972R/TF/XX	72" On WksfMount Corner Screen Rght w/Trnslcnt Frame-No Brkts	$354.59
KD3/VOLSOWC1972R/UF/XX	72" On WksfMount Corner Screen Rght w/Uph Frame-No Brkts	$229.44
KD3/VOLSOWC3742L/EF/XX	42" On WksfMount Corner Screen Left w/Exposed Frame-No Brkts	$187.73
KD3/VOLSOWC3742L/TF/XX	42" On WksfMount Corner Screen Left w/Trnslcnt Frame-No Brkts	$211.36
KD3/VOLSOWC3742L/UF/XX	42" On WksfMount Corner Screen Left w/Uph Frame-No Brkts	$157.15
KD3/VOLSOWC3742R/EF/XX	42" On WksfMount Corner Screen Rght w/Exposed Frame-No Brkts	$187.73
KD3/VOLSOWC3742R/TF/XX	42" On WksfMount Corner Screen Rght w/Trnslcnt Frame-No Brkts	$211.36
KD3/VOLSOWC3742R/UF/XX	42" On WksfMount Corner Screen Rght w/Uph Frame-No Brkts	$157.15

NEW YORK VOLITION COMPONENT PRICE LIST

Date: 8/2/2022

Part Number	Description	Unit Price
KD3/VOLSOWC3748L/EF/XX	48" On WksfMount Corner Screen Left w/Exposed Frame-No Brkts	$201.63
KD3/VOLSOWC3748L/TF/XX	48" On WksfMount Corner Screen Left w/Trnslcnt Frame-No Brkts	$243.35
KD3/VOLSOWC3748L/UF/XX	48" On WksfMount Corner Screen Left w/Uph Frame-No Brkts	$164.09
KD3/VOLSOWC3748R/EF/XX	48" On WksfMount Corner Screen Rght w/Exposed Frame-No Brkts	$201.63
KD3/VOLSOWC3748R/TF/XX	48" On WksfMount Corner Screen Rght w/Trnslcnt Frame-No Brkts	$243.35
KD3/VOLSOWC3748R/UF/XX	48" On WksfMount Corner Screen Rght w/Uph Frame-No Brkts	$164.09
KD3/VOLSOWC3760L/EF/XX	60" On WksfMount Corner Screen Left w/Exposed Frame-No Brkts	$225.27
KD3/VOLSOWC3760L/TF/XX	60" On WksfMount Corner Screen Left w/Trnslcnt Frame-No Brkts	$251.69
KD3/VOLSOWC3760L/UF/XX	60" On WksfMount Corner Screen Left w/Uph Frame-No Brkts	$193.28
KD3/VOLSOWC3760R/EF/XX	60" On WksfMount Corner Screen Rght w/Exposed Frame-No Brkts	$225.27
KD3/VOLSOWC3760R/TF/XX	60" On WksfMount Corner Screen Rght w/Trnslcnt Frame-No Brkts	$251.69
KD3/VOLSOWC3760R/UF/XX	60" On WksfMount Corner Screen Rght w/Uph Frame-No Brkts	$193.28
KD3/VOLSOWC3766L/EF/XX	66" On WksfMount Corner Screen Left w/Exposed Frame-No Brkts	$351.82
KD3/VOLSOWC3766L/TF/XX	66" On WksfMount Corner Screen Left w/Trnslcnt Frame-No Brkts	$406.03
KD3/VOLSOWC3766L/UF/XX	66" On WksfMount Corner Screen Left w/Uph Frame-No Brkts	$328.17
KD3/VOLSOWC3766R/EF/XX	66" On WksfMount Corner Screen Rght w/Exposed Frame-No Brkts	$351.82
KD3/VOLSOWC3766R/TF/XX	66" On WksfMount Corner Screen Rght w/Trnslcnt Frame-No Brkts	$406.03
KD3/VOLSOWC3766R/UF/XX	66" On WksfMount Corner Screen Rght w/Uph Frame-No Brkts	$328.17
KD3/VOLSOWC3772L/EF/XX	72" On WksfMount Corner Screen Left w/Exposed Frame-No Brkts	$361.54
KD3/VOLSOWC3772L/TF/XX	72" On WksfMount Corner Screen Left w/Trnslcnt Frame-No Brkts	$421.35
KD3/VOLSOWC3772L/UF/XX	72" On WksfMount Corner Screen Left w/Uph Frame-No Brkts	$340.68
KD3/VOLSOWC3772R/EF/XX	72" On WksfMount Corner Screen Rght w/Exposed Frame-No Brkts	$361.54
KD3/VOLSOWC3772R/TF/XX	72" On WksfMount Corner Screen Rght w/Trnslcnt Frame-No Brkts	$421.35
KD3/VOLSOWC3772R/UF/XX	72" On WksfMount Corner Screen Rght w/Uph Frame-No Brkts	$340.68
KD3/VOLSSO1924L/EF/XX	24" 1 Stanchion Mount/1 EndMount Scrn Lft w/Exposed Frm-No Brkts	$132.11
KD3/VOLSSO1924L/TF/XX	24" 1 Stanchion Mount/1 EndMount Scrn Lft w/Trnslcnt Frm-No Brkts	$150.18
KD3/VOLSSO1924L/UF/XX	24" 1 Stanchion Mount/1 EndMount Scrn Lft w/Uph Frm-No Brkts	$86.22
KD3/VOLSSO1924R/EF/XX	24" 1 Stanchion Mount/1 EndMount Scrn Rgt w/Exposed Frm-NoBrkts	$132.11
KD3/VOLSSO1924R/TF/XX	24" 1 Stanchion Mount/1 EndMount Scrn Rgt w/Trnslcnt Frm-No Brkts	$150.18
KD3/VOLSSO1924R/UF/XX	24" 1 Stanchion Mount/1 EndMount Scrn Rgt w/Uph Frm-No Brkts	$86.22
KD3/VOLSSO1930L/EF/XX	30" 1 Stanchion Mount/1 EndMount Scrn Lft w/Exposed Frm-No Brkts	$139.06
KD3/VOLSSO1930L/TF/XX	30" 1 Stanchion Mount/1 EndMount Scrn Lft w/Trnslcnt Frm-No Brkts	$159.91
KD3/VOLSSO1930L/UF/XX	30" 1 Stanchion Mount/1 EndMount Scrn Lft w/Uph Frm-No Brkts	$94.57
KD3/VOLSSO1930R/EF/XX	30" 1 Stanchion Mount/1 EndMount Scrn Rgt w/Exposed Frm-NoBrkts	$139.06
KD3/VOLSSO1930R/TF/XX	30" 1 Stanchion Mount/1 EndMount Scrn Rgt w/Trnslcnt Frm-No Brkts	$159.91
KD3/VOLSSO1930R/UF/XX	30" 1 Stanchion Mount/1 EndMount Scrn Rgt w/Uph Frm-No Brkts	$94.57
KD3/VOLSSO1936L/EF/XX	36" 1 Stanchion Mount/1 EndMount Scrn Lft w/Exposed Frm-No Brkts	$132.11
KD3/VOLSSO1936L/TF/XX	36" 1 Stanchion Mount/1 EndMount Scrn Lft w/Trnslcnt Frm-No Brkts	$152.96
KD3/VOLSSO1936L/UF/XX	36" 1 Stanchion Mount/1 EndMount Scrn Lft w/Uph Frm-No Brkts	$101.52
KD3/VOLSSO1936R/EF/XX	36" 1 Stanchion Mount/1 EndMount Scrn Rgt w/Exposed Frm-NoBrkts	$132.11
KD3/VOLSSO1936R/TF/XX	36" 1 Stanchion Mount/1 EndMount Scrn Rgt w/Trnslcnt Frm-No Brkts	$152.96
KD3/VOLSSO1936R/UF/XX	36" 1 Stanchion Mount/1 EndMount Scrn Rgt w/Uph Frm-No Brkts	$101.52
KD3/VOLSSO1942L/EF/XX	42" 1 Stanchion Mount/1 EndMount Scrn Lft w/Exposed Frm-No Brkts	$136.29
KD3/VOLSSO1942L/TF/XX	42" 1 Stanchion Mount/1 EndMount Scrn Lft w/Trnslcnt Frm-No Brkts	$157.15
KD3/VOLSSO1942L/UF/XX	42" 1 Stanchion Mount/1 EndMount Scrn Lft w/Uph Frm-No Brkts	$109.85
KD3/VOLSSO1942R/EF/XX	42" 1 Stanchion Mount/1 EndMount Scrn Rgt w/Exposed Frm-NoBrkts	$136.29
KD3/VOLSSO1942R/TF/XX	42" 1 Stanchion Mount/1 EndMount Scrn Rgt w/Trnslcnt Frm-No Brkts	$157.15
KD3/VOLSSO1942R/UF/XX	42" 1 Stanchion Mount/1 EndMount Scrn Rgt w/Uph Frm-No Brkts	$109.85
KD3/VOLSSO1948L/EF/XX	48" 1 Stanchion Mount/1 EndMount Scrn Lft w/Exposed Frm-No Brkts	$144.61
KD3/VOLSSO1948L/TF/XX	48" 1 Stanchion Mount/1 EndMount Scrn Lft w/Trnslcnt Frm-No Brkts	$165.48
KD3/VOLSSO1948L/UF/XX	48" 1 Stanchion Mount/1 EndMount Scrn Lft w/Uph Frm-No Brkts	$122.36
KD3/VOLSSO1948R/EF/XX	48" 1 Stanchion Mount/1 EndMount Scrn Rgt w/Exposed Frm-NoBrkts	$144.61
KD3/VOLSSO1948R/TF/XX	48" 1 Stanchion Mount/1 EndMount Scrn Rgt w/Trnslcnt Frm-No Brkts	$165.48
KD3/VOLSSO1948R/UF/XX	48" 1 Stanchion Mount/1 EndMount Scrn Rgt w/Uph Frm-No Brkts	$122.36
KD3/VOLSSO1954L/EF/XX	54" 1 Stanchion Mount/1 EndMount Scrn Lft w/Exposed Frm-No Brkts	$150.18

NEW YORK VOLITION COMPONENT PRICE LIST

Date: 8/2/2022

Part Number	Description	Unit Price
KD3/VOLSSO1954L/TF/XX	54" 1 Stanchion Mount/1 EndMount Scrn Lft w/Trnslcnt Frm-No Brkts	$172.42
KD3/VOLSSO1954L/UF/XX	54" 1 Stanchion Mount/1 EndMount Scrn Lft w/Uph Frm-No Brkts	$129.33
KD3/VOLSSO1954R/EF/XX	54" 1 Stanchion Mount/1 EndMount Scrn Rgt w/Exposed Frm-NoBrkts	$150.18
KD3/VOLSSO1954R/TF/XX	54" 1 Stanchion Mount/1 EndMount Scrn Rgt w/Trnslcnt Frm-No Brkts	$172.42
KD3/VOLSSO1954R/UF/XX	54" 1 Stanchion Mount/1 EndMount Scrn Rgt w/Uph Frm-No Brkts	$129.33
KD3/VOLSSO1960L/EF/XX	60" 1 Stanchion Mount/1 EndMount Scrn Lft w/Exposed Frm-No Brkts	$161.32
KD3/VOLSSO1960L/TF/XX	60" 1 Stanchion Mount/1 EndMount Scrn Lft w/Trnslcnt Frm-No Brkts	$180.77
KD3/VOLSSO1960L/UF/XX	60" 1 Stanchion Mount/1 EndMount Scrn Lft w/Uph Frm-No Brkts	$139.06
KD3/VOLSSO1960R/EF/XX	60" 1 Stanchion Mount/1 EndMount Scrn Rgt w/Exposed Frm-No Brkts	$161.32
KD3/VOLSSO1960R/TF/XX	60" 1 Stanchion Mount/1 EndMount Scrn Rgt w/Trnslcnt Frm-No Brkts	$180.77
KD3/VOLSSO1960R/UF/XX	60" 1 Stanchion Mount/1 EndMount Scrn Rgt w/Uph Frm-No Brkts	$139.06
KD3/VOLSSO1966L/EF/XX	66" 1 Stanchion Mount/1 EndMount Scrn Lft w/Exposed Frm-No Brkts	$171.03
KD3/VOLSSO1966L/TF/XX	66" 1 Stanchion Mount/1 EndMount Scrn Lft w/Trnslcnt Frm-No Brkts	$187.73
KD3/VOLSSO1966L/UF/XX	66" 1 Stanchion Mount/1 EndMount Scrn Lft w/Uph Frm-No Brkts	$144.61
KD3/VOLSSO1966R/EF/XX	66" 1 Stanchion Mount/1 EndMount Scrn Rgt w/Exposed Frm-NoBrkts	$171.03
KD3/VOLSSO1966R/TF/XX	66" 1 Stanchion Mount/1 EndMount Scrn Rgt w/Trnslcnt Frm-No Brkts	$187.73
KD3/VOLSSO1966R/UF/XX	66" 1 Stanchion Mount/1 EndMount Scrn Rgt w/Uph Frm-No Brkts	$144.61
KD3/VOLSSO1972L/EF/XX	72" 1 Stanchion Mount/1 EndMount Scrn Lft w/Exposed Frm-No Brkts	$209.98
KD3/VOLSSO1972L/TF/XX	72" 1 Stanchion Mount/1 EndMount Scrn Lft w/Trnslcnt Frm-No Brkts	$253.07
KD3/VOLSSO1972L/UF/XX	72" 1 Stanchion Mount/1 EndMount Scrn Lft w/Uph Frm-No Brkts	$193.28
KD3/VOLSSO1972R/EF/XX	72" 1 Stanchion Mount/1 EndMount Scrn Rgt w/Exposed Frm-NoBrkts	$209.98
KD3/VOLSSO1972R/TF/XX	72" 1 Stanchion Mount/1 EndMount Scrn Rgt w/Trnslcnt Frm-No Brkts	$253.07
KD3/VOLSSO1972R/UF/XX	72" 1 Stanchion Mount/1 EndMount Scrn Rgt w/Uph Frm-No Brkts	$193.28
LEDTL4WDLG.XX	Tino LED Task Light with Large Divider Mount	$190.28
LEDTL4WDSM.XX	Tino LED Task Light with Small Divider Mount	$190.28
LEDTL4WF.XX	Tino LED Task Light with Freestanding Base	$196.42
LEDTLBASE.XX	Freestanding Base for Tino LED Desk Light	$52.79
LEDTLMTLG.XX	Large Divider Mount for Tino LED Desk Light	$34.37
LEDTLMTSM.XX	Small Divider Mount for Tino LED Desk Light	$34.37
NSD.XX	Shelf Divider	$6.14
PRDCK24/WB/XX/TXX	24" Universal Overhead Conversion Kit	$154.24
PRDCK30/WB/XX/TXX	30" Universal Overhead Conversion Kit	$155.49
PRDCK36/WB/XX/TXX	36" Universal Overhead Conversion Kit	$160.55
PRDCK42/WB/XX/TXX	42" Universal Overhead Conversion Kit	$163.06
PRDCK48/WB/XX/TXX	48" Universal Overhead Conversion Kit	$165.61
PRDCK54/WB/XX/TXX	54" Universal Overhead Conversion Kit	$168.13
PRDCK60/WB/XX/TXX	60" Universal Overhead Conversion Kit	$174.46
PRDCK66/WB/XX/TXX	66" Universal Overhead Conversion Kit	$257.88
PRDCK72/WB/XX/TXX	72" Universal Overhead Conversion Kit	$264.21
PRDL24/VS/XX/HXX/TXX/XXX	24" Laminate Universal Overhead	$375.46
PRDL30/VS/XX/HXX/TXX/XXX	30" Laminate Universal Overhead	$389.36
PRDL36/VS/XX/HXX/TXX/XXX	36" Laminate Universal Overhead	$412.10
PRDL42/VS/XX/HXX/TXX/XXX	42" Laminate Universal Overhead	$428.55
PRDL48/VS/XX/HXX/TXX/XXX	48" Laminate Universal Overhead	$452.56
PRDL54/VS/XX/HXX/TXX/XXX	54" Laminate Universal Overhead	$495.54
PRDL60/VS/XX/HXX/TXX/XXX	60" Laminate Universal Overhead	$539.78
PRDL66/VS/XX/HXX/TXX/XXX	66" Laminate Universal Overhead	$747.11
PRDL72/VS/XX/HXX/TXX/XXX	72" Laminate Universal Overhead	$773.65
QIGMT2	QI Wireless Power Grommet with Power Cord Black	$197.60
SPECT.D.BLACK.X	Specter Double Arm 18 Watt Tasklight	$176.79
SPECT.S.BLACK.X	Specter Single Arm 18 Watt Tasklight	$155.91
SPECT.SRBLACK.X	Specter Single Rail 18 Watt Tasklight	$146.10
TURBO.B	Turbo Task Light 35 Watt 30" Arm Black	$156.16
VDCK/XX/TXX	30"-72" Venus Overhead Conversion Kit	$147.90
VDCK72/XX/TXX	72" Venus Overhead Conversion Kit	$212.37

NEW YORK VOLITION COMPONENT PRICE LIST

Date: 8/2/2022

Part Number	Description	Unit Price
VLCK.HARDWARE	Hardware Kit for VLCK	$1.46
VNOF24/VL/XX/TXX/XXXXX	24" Upholsterable Upper Door Venus Overhead-Pass Thru(FG)	$447.64
VNOF30/VL/XX/TXX/XXXXX	30" Upholsterable Upper Door Venus Overhead-Pass Thru(FG)	$454.32
VNOF36/VL/XX/TXX/XXXXX	36" Upholsterable Upper Door Venus Overhead-Pass Thru(FG)	$462.12
VNOF42/VL/XX/TXX/XXXXX	42" Upholsterable Upper Door Venus Overhead-Pass Thru(FG)	$475.48
VNOF48/VL/XX/TXX/XXXXX	48" Upholsterable Upper Door Venus Overhead-Pass Thru(FG)	$498.86
VNOF54/VL/XX/TXX/XXXXX	54" Upholsterable Upper Door Venus Overhead-Pass Thru(FG)	$534.49
VNOF60/VL/XX/TXX/XXXXX	60" Upholsterable Upper Door Venus Overhead-Pass Thru(FG)	$577.92
VNOF66/VL/XX/TXX/XXXXX	66" Upholsterable Dual Upper Door Venus Overhead-Pass Thru(FG)	$756.09
VNOF66D/VL/XX/TXX/XXXXX	66" Upholsterable Single Shelf Dual UpperDoorVenusOvrhd-NoLckCore	$756.09
VNOF72/VL/XX/TXX/XXXXX	72" Upholsterable Dual Upper Door Venus Overhead-Pass Thru(FG)	$775.01
VNOF72D/VL/XX/TXX/XXXXX	72" Upholsterable Single Shelf Dual UpperDoorVenusOvrhd-NoLckCore	$775.01
VNOL24/VL/XX/XXX/TXX/M	24" Laminate Upper Door Venus Overhead	$417.57
VNOL30/VL/XX/XXX/TXX/M	30" Laminate Upper Door Venus Overhead	$456.55
VNOL36/VL/XX/XXX/TXX/M	36" Laminate Upper Door Venus Overhead	$469.91
VNOL42/VL/XX/XXX/TXX/M	42" Laminate Upper Door Venus Overhead	$483.27
VNOL48/VL/XX/XXX/TXX/M	48" Laminate Upper Door Venus Overhead	$510.00
VNOL54/VL/XX/XXX/TXX/M	54" Laminate Upper Door Venus Overhead	$582.38
VNOL60/VL/XX/XXX/TXX/M	60" Laminate Upper Door Venus Overhead	$675.91
VNOL66D/VL/XX/XXX/TXX/M	66" Laminate Single Shelf Dual Upper Door Venus Overhead	$813.99
VNOL72D/VL/XX/XXX/TXX/M	72" Laminate Single Shelf Dual Upper Door Venus Overhead	$840.71
VNOS24/VL/XX/UXX/TXX/M	24" Solid Upper Door Venus Overhead-Pass Thru (FG)	$405.32
VNOS30/VL/XX/UXX/TXX/M	30" Solid Upper Door Venus Overhead-Pass Thru (FG)	$410.89
VNOS36/VL/XX/UXX/TXX/M	36" Solid Upper Door Venus Overhead-Pass Thru (FG)	$418.69
VNOS42/VL/XX/UXX/TXX/M	42" Solid Upper Door Venus Overhead-Pass Thru (FG)	$432.05
VNOS48/VL/XX/UXX/TXX/M	48" Solid Upper Door Venus Overhead-Pass Thru (FG)	$452.10
VNOS54/VL/XX/UXX/TXX/M	54" Solid Upper Door Venus Overhead-Pass Thru (FG)	$485.50
VNOS60/VL/XX/UXX/TXX/M	60" Solid Upper Door Venus Overhead-Pass Thru (FG)	$525.58
VNOS66/VL/XX/UXX/TXX/M	66" Solid Dual Upper Door Venus Overhead-Pass Thru (FG)	$748.29
VNOS66D/VL/XX/UXX/TXX/M	66" Solid Single Shelf Dual Upper Door Venus Overhead-Pass Thru(FG	$748.29
VNOS72/VL/XX/UXX/TXX/M	72" Solid Dual Upper Door Venus Overhead-Pass Thru (FG)	$768.34
VNOS72D/VL/XX/UXX/TXX/M	72" Solid Single Shelf Dual Upper Door Venus Overhead-Pass Thru(FG	$768.34
VOL/SBW.KIT/XX	SBW Bracket Kit	$50.07
VOL/SBW6672.KIT/XX	SBW Bracket Kit for 66" & 72"	$80.65
VOL/SBWC20.KIT/XX	SBWC Bracket Kit - 20"	$69.53
VOL/SBWC206672.KIT/XX	SBWC Bracket Kit - for 66" & 72" - 20"	$102.90
VOL/SBWC38.KIT/XX	SBWC Bracket Kit - 38"	$70.91
VOL/SBWC386672.KIT/XX	SBWC Bracket Kit - for 66" & 72" - 38"	$104.29
VOL/SOW.KIT/XX	SOW Bracket Kit	$51.45
VOL/SOW6672.KIT/XX	SOW Bracket Kit for 66" & 72"	$72.31
VOL/SOWC19L.KIT/XX	SOWC Bracket Kit - 19" Left	$43.11
VOL/SOWC19R.KIT/XX	SOWC Bracket Kit - 19" Right	$43.11
VOL/SOWC36L.KIT/XX	SOWC Bracket Kit - 36" Left	$58.40
VOL/SOWC36R.KIT/XX	SOWC Bracket Kit - 36" Right	$58.40
VOL/SOWC667219L.KIT/XX	SOWC Bracket Kit - for 66" & 72" - 19" Left	$69.53
VOL/SOWC667219R.KIT/XX	SOWC Bracket Kit - for 66" & 72" - 19" Right	$69.53
VOL/SOWC667236L.KIT/XX	SOWC Bracket Kit - for 66" & 72" - 36" Left	$70.91
VOL/SOWC667236R.KIT/XX	SOWC Bracket Kit - for 66" & 72" - 36" Right	$70.91
VOL/SSOL.KIT/XX	SSO Bracket Kit - Left	$38.95
VOL/SSOL72.KIT/XX	SSO Bracket Kit for 72" - Left	$59.80
VOL/SSOR.KIT/XX	SSO Bracket Kit - Right	$38.95
VOL/SSOR72.KIT/XX	SSO Bracket Kit for 72" - Right	$59.80
VOLCOMFB/XX	Communications Face Plate Bracket	$16.44
VOLCOS4242VL/TO	15 X 42 Corner Bookshelf - Top Only	$88.48
VOLCOS4848VL/TO	15 X 48 Corner Bookshelf - Top Only	$101.14

NEW YORK VOLITION COMPONENT PRICE LIST

Date: 8/2/2022

Part Number	Description	Unit Price
VOLEPAC/XX	End Panel Adjacent Cover	$29.08
VOLEPF24.XX	24" End Panel Filler - Painted	$23.89
VOLEPF30.XX	30" End Panel Filler - Painted	$25.22
VOLEPF9.XX	9" End Panel Filler - Painted	$26.55
VOLPMB.L	Panel Mount Bracket - Left	$24.55
VOLPMB.R	Panel Mount Bracket - Right	$24.55
VOLSBS1924/EF/XX/XXX	24" Between-Stanchion Mount Screen w/ Exposed Frame	$206.06
VOLSBS1924/TF/XX	24" Between-Stanchion Mount Screen w/ Translucent Frame	$166.87
VOLSBS1924/UF/XX/XXX	24" Between-Stanchion Mount Screen w/ Uph Frame	$198.48
VOLSBS1930/EF/XX/XXX	30" Between-Stanchion Mount Screen w/ Exposed Frame	$211.11
VOLSBS1930/TF/XX	30" Between-Stanchion Mount Screen w/ Translucent Frame	$174.46
VOLSBS1930/UF/XX/XXX	30" Between-Stanchion Mount Screen w/ Uph Frame	$207.33
VOLSBS1936/EF/XX/XXX	36" Between-Stanchion Mount Screen w/ Exposed Frame	$218.70
VOLSBS1936/TF/XX	36" Between-Stanchion Mount Screen w/ Translucent Frame	$184.57
VOLSBS1936/UF/XX/XXX	36" Between-Stanchion Mount Screen w/ Uph Frame	$216.17
VOLSBS1942/EF/XX/XXX	42" Between-Stanchion Mount Screen w/ Exposed Frame	$225.01
VOLSBS1942/TF/XX	42" Between-Stanchion Mount Screen w/ Translucent Frame	$192.15
VOLSBS1942/UF/XX/XXX	42" Between-Stanchion Mount Screen w/ Uph Frame	$226.28
VOLSBS1948/EF/XX/XXX	48" Between-Stanchion Mount Screen w/ Exposed Frame	$257.88
VOLSBS1948/TF/XX	48" Between-Stanchion Mount Screen w/ Translucent Frame	$211.11
VOLSBS1948/UF/XX/XXX	48" Between-Stanchion Mount Screen w/ Uph Frame	$250.30
VOLSBS1954/EF/XX/XXX	54" Between-Stanchion Mount Screen w/ Exposed Frame	$271.78
VOLSBS1954/TF/XX	54" Between-Stanchion Mount Screen w/ Translucent Frame	$216.17
VOLSBS1954/UF/XX/XXX	54" Between-Stanchion Mount Screen w/ Uph Frame	$262.94
VOLSBS1960/EF/XX/XXX	60" Between-Stanchion Mount Screen w/ Exposed Frame	$285.70
VOLSBS1960/TF/XX	60" Between-Stanchion Mount Screen w/ Translucent Frame	$227.55
VOLSBS1960/UF/XX/XXX	60" Between-Stanchion Mount Screen w/ Uph Frame	$275.58
VOLSBS1966/EF/XX/XXX	66" Between-Stanchion Mount Screen w/ Exposed Frame	$356.50
VOLSBS1966/TF/XX	66" Between-Stanchion Mount Screen w/ Translucent Frame	$305.92
VOLSBS1966/UF/XX/XXX	66" Between-Stanchion Mount Screen w/ Uph Frame	$314.77
VOLSBS1972/EF/XX/XXX	72" Between-Stanchion Mount Screen w/ Exposed Frame	$364.08
VOLSBS1972/TF/XX	72" Between-Stanchion Mount Screen w/ Translucent Frame	$317.30
VOLSBS1972/UF/XX/XXX	72" Between-Stanchion Mount Screen w/ Uph Frame	$322.37
VOLSBW2024/EF/XX/XXX	24" Behind Wksf Mounted Screen w/Exposed Frame	$262.94
VOLSBW2024/TF/XX	24" Behind Wksf Mounted Screen w/Translucent Frame	$278.10
VOLSBW2024/UF/XX/XXX	24" Behind Wksf Mounted Screen w/Upholstered Frame	$261.68
VOLSBW2030/EF/XX/XXX	30" Behind Wksf Mounted Screen w/Exposed Frame	$276.84
VOLSBW2030/TF/XX	30" Behind Wksf Mounted Screen w/Translucent Frame	$285.70
VOLSBW2030/UF/XX/XXX	30" Behind Wksf Mounted Screen w/Upholstered Frame	$271.78
VOLSBW2036/EF/XX/XXX	36" Behind Wksf Mounted Screen w/Exposed Frame	$283.17
VOLSBW2036/TF/XX	36" Behind Wksf Mounted Screen w/Translucent Frame	$292.02
VOLSBW2036/UF/XX/XXX	36" Behind Wksf Mounted Screen w/Upholstered Frame	$279.39
VOLSBW2042/EF/XX/XXX	42" Behind Wksf Mounted Screen w/Exposed Frame	$289.49
VOLSBW2042/TF/XX	42" Behind Wksf Mounted Screen w/Translucent Frame	$299.60
VOLSBW2042/UF/XX/XXX	42" Behind Wksf Mounted Screen w/Upholstered Frame	$290.76
VOLSBW2048/EF/XX/XXX	48" Behind Wksf Mounted Screen w/Exposed Frame	$314.77
VOLSBW2048/TF/XX	48" Behind Wksf Mounted Screen w/Translucent Frame	$305.92
VOLSBW2048/UF/XX/XXX	48" Behind Wksf Mounted Screen w/Upholstered Frame	$304.66
VOLSBW2054/EF/XX/XXX	54" Behind Wksf Mounted Screen w/Exposed Frame	$321.09
VOLSBW2054/TF/XX	54" Behind Wksf Mounted Screen w/Translucent Frame	$313.51
VOLSBW2054/UF/XX/XXX	54" Behind Wksf Mounted Screen w/Upholstered Frame	$314.77
VOLSBW2060/EF/XX/XXX	60" Behind Wksf Mounted Screen w/Exposed Frame	$327.41
VOLSBW2060/TF/XX	60" Behind Wksf Mounted Screen w/Translucent Frame	$319.83
VOLSBW2060/UF/XX/XXX	60" Behind Wksf Mounted Screen w/Upholstered Frame	$327.41
VOLSBW2066/EF/XX/XXX	66" Behind Wksf Mounted Screen w/Exposed Frame	$553.70

NEW YORK VOLITION COMPONENT PRICE LIST

Date: 8/2/2022

Part Number	Description	Unit Price
VOLSBW2066/TF/XX	66" Behind Wksf Mounted Screen w/Translucent Frame	$455.09
VOLSBW2066/UF/XX/XXX	66" Behind Wksf Mounted Screen w/Upholstered Frame	$528.41
VOLSBW2072/EF/XX/XXX	72" Behind Wksf Mounted Screen w/Exposed Frame	$567.60
VOLSBW2072/TF/XX	72" Behind Wksf Mounted Screen w/Translucent Frame	$469.00
VOLSBW2072/UF/XX/XXX	72" Behind Wksf Mounted Screen w/Upholstered Frame	$542.31
VOLSBW3824/EF/XX/XXX	24" Behind Wksf Mounted Screen w/Exposed Frame	$288.22
VOLSBW3824/TF/XX	24" Behind Wksf Mounted Screen w/Translucent Frame	$333.74
VOLSBW3824/UF/XX/XXX	24" Behind Wksf Mounted Screen w/Upholstered Frame	$269.28
VOLSBW3830/EF/XX/XXX	30" Behind Wksf Mounted Screen w/Exposed Frame	$314.77
VOLSBW3830/TF/XX	30" Behind Wksf Mounted Screen w/Translucent Frame	$341.32
VOLSBW3830/UF/XX/XXX	30" Behind Wksf Mounted Screen w/Upholstered Frame	$294.56
VOLSBW3836/EF/XX/XXX	36" Behind Wksf Mounted Screen w/Exposed Frame	$328.68
VOLSBW3836/TF/XX	36" Behind Wksf Mounted Screen w/Translucent Frame	$355.23
VOLSBW3836/UF/XX/XXX	36" Behind Wksf Mounted Screen w/Upholstered Frame	$302.14
VOLSBW3842/EF/XX/XXX	42" Behind Wksf Mounted Screen w/Exposed Frame	$357.75
VOLSBW3842/TF/XX	42" Behind Wksf Mounted Screen w/Translucent Frame	$375.46
VOLSBW3842/UF/XX/XXX	42" Behind Wksf Mounted Screen w/Upholstered Frame	$333.74
VOLSBW3848/EF/XX/XXX	48" Behind Wksf Mounted Screen w/Exposed Frame	$377.97
VOLSBW3848/TF/XX	48" Behind Wksf Mounted Screen w/Translucent Frame	$413.37
VOLSBW3848/UF/XX/XXX	48" Behind Wksf Mounted Screen w/Upholstered Frame	$410.85
VOLSBW3854/EF/XX/XXX	54" Behind Wksf Mounted Screen w/Exposed Frame	$389.36
VOLSBW3854/TF/XX	54" Behind Wksf Mounted Screen w/Translucent Frame	$424.75
VOLSBW3854/UF/XX/XXX	54" Behind Wksf Mounted Screen w/Upholstered Frame	$424.75
VOLSBW3860/EF/XX/XXX	60" Behind Wksf Mounted Screen w/Exposed Frame	$403.26
VOLSBW3860/TF/XX	60" Behind Wksf Mounted Screen w/Translucent Frame	$494.27
VOLSBW3860/UF/XX/XXX	60" Behind Wksf Mounted Screen w/Upholstered Frame	$438.66
VOLSBW3866/EF/XX/XXX	66" Behind Wksf Mounted Screen w/Exposed Frame	$584.03
VOLSBW3866/TF/XX	66" Behind Wksf Mounted Screen w/Translucent Frame	$606.80
VOLSBW3866/UF/XX/XXX	66" Behind Wksf Mounted Screen w/Upholstered Frame	$552.43
VOLSBW3872/EF/XX/XXX	72" Behind Wksf Mounted Screen w/Exposed Frame	$635.86
VOLSBW3872/TF/XX	72" Behind Wksf Mounted Screen w/Translucent Frame	$634.60
VOLSBW3872/UF/XX/XXX	72" Behind Wksf Mounted Screen w/Upholstered Frame	$567.60
VOLSBWC204242/EF/XX/XXX	20x42x42 Behind Wksf Mount Corner Screen w/Exposed Frame	$523.36
VOLSBWC204242/TF/XX	20x42x42 Behind Wksf Mount Corner Screen w/Translucent Frame	$444.98
VOLSBWC204242/UF/XX/XXX	20x42x42 Behind Wksf Mount Corner Screen w/Upholstered Frame	$544.85
VOLSBWC204848/EF/XX/XXX	20x48x48 Behind Wksf Mount Corner Screen w/Exposed Frame	$596.68
VOLSBWC204848/TF/XX	20x48x48 Behind Wksf Mount Corner Screen w/Translucent Frame	$498.06
VOLSBWC204848/UF/XX/XXX	20x48x48 Behind Wksf Mount Corner Screen w/Upholstered Frame	$558.74
VOLSBWC204860/EF/XX/XXX	20x48x60 Behind Wksf Mount Corner Screen w/Exposed Frame	$605.52
VOLSBWC204860/TF/XX	20x48x60 Behind Wksf Mount Corner Screen w/Translucent Frame	$511.98
VOLSBWC204860/UF/XX/XXX	20x48x60 Behind Wksf Mount Corner Screen w/Upholstered Frame	$589.08
VOLSBWC206048/EF/XX/XXX	20x60x48 Behind Wksf Mount Corner Screen w/Exposed Frame	$605.52
VOLSBWC206048/TF/XX	20x60x48 Behind Wksf Mount Corner Screen w/Translucent Frame	$511.98
VOLSBWC206048/UF/XX/XXX	20x60x48 Behind Wksf Mount Corner Screen w/Upholstered Frame	$589.08
VOLSBWC206648/EF/XX/XXX	20x66x48 Behind Wksf Mount Corner Screen w/Exposed Frm	$806.54
VOLSBWC206648/TF/XX	20x66x48 Behind Wksf Mount Corner Screen w/Translucent Frm	$667.46
VOLSBWC206648/UF/XX/XXX	20x66x48 Behind Wksf Mount Corner Screen w/Uph Frm	$891.22
VOLSBWC207248/EF/XX/XXX	20x72x48 Behind Wksf Mount Corner Screen w/Exposed Frm	$814.10
VOLSBWC207248/TF/XX	20x72x48 Behind Wksf Mount Corner Screen w/Translucent Frm	$675.05
VOLSBWC207248/UF/XX/XXX	20x72x48 Behind Wksf Mount Corner Screen w/Upholstered Frame	$903.87
VOLSBWC384242/EF/XX/XXX	38x42x42 Behind Wksf Mount Corner Screen w/Exposed Frame	$627.01
VOLSBWC384242/TF/XX	38x42x42 Behind Wksf Mount Corner Screen w/Translucent Frame	$603.00
VOLSBWC384242/UF/XX/XXX	38x42x42 Behind Wksf Mount Corner Screen w/Upholstered Frame	$592.87
VOLSBWC384848/EF/XX/XXX	38x48x48 Behind Wksf Mount Corner Screen w/Exposed Frame	$696.55
VOLSBWC384848/TF/XX	38x48x48 Behind Wksf Mount Corner Screen w/Translucent Frame	$762.28

NEW YORK VOLITION COMPONENT PRICE LIST

Date: 8/2/2022

Part Number	Description	Unit Price
VOLSBWC384848/UF/XX/XXX	38x48x48 Behind Wksf Mount Corner Screen w/Upholstered Frame	$615.64
VOLSBWC384860/EF/XX/XXX	38x48x60 Behind Wksf Mount Corner Screen w/Exposed Frame	$711.73
VOLSBWC384860/TF/XX	38x48x60 Behind Wksf Mount Corner Screen w/Translucent Frame	$766.07
VOLSBWC384860/UF/XX/XXX	38x48x60 Behind Wksf Mount Corner Screen w/Upholstered Frame	$709.18
VOLSBWC386048/EF/XX/XXX	38x60x48 Behind Wksf Mount Corner Screen w/Exposed Frame	$711.73
VOLSBWC386048/TF/XX	38x60x48 Behind Wksf Mount Corner Screen w/Translucent Frame	$766.07
VOLSBWC386048/UF/XX/XXX	38x60x48 Behind Wksf Mount Corner Screen w/Upholstered Frame	$709.18
VOLSBWC386648/EF/XX/XXX	38x66x48 Behind Wksf Mount Corner Screen w/Exposed Frm	$921.55
VOLSBWC386648/TF/XX	38x66x48 Behind Wksf Mount Corner Screen w/Translucent Frm	$934.21
VOLSBWC386648/UF/XX/XXX	38x66x48 Behind Wksf Mount Corner Screen w/Uph Frm	$1,022.69
VOLSBWC387248/EF/XX/XXX	38x72x48 Behind Wksf Mount Corner Screen w/Exposed Frm	$935.45
VOLSBWC387248/TF/XX	38x72x48 Behind Wksf Mount Corner Screen w/Translucent Frm	$962.01
VOLSBWC387248/UF/XX/XXX	38x72x48 Behind Wksf Mount Corner Screen w/Uph Frm	$1,029.03
VOLSOW1924/EF/XX/XXX	24" On Worksurface Mount Screen With Exposed Frame	$260.42
VOLSOW1924/TF/XX	24" On Worksurface Mount Screen With Translucent Frame	$264.21
VOLSOW1924/UF/XX/XXX	24" On Worksurface Mount Screen With Uph Frame	$250.30
VOLSOW1930/EF/XX/XXX	30" On Worksurface Mount Screen With Exposed Frame	$274.32
VOLSOW1930/TF/XX	30" On Worksurface Mount Screen With Translucent Frame	$271.78
VOLSOW1930/UF/XX/XXX	30" On Worksurface Mount Screen With Uph Frame	$266.74
VOLSOW1936/EF/XX/XXX	36" On Worksurface Mount Screen With Exposed Frame	$280.64
VOLSOW1936/TF/XX	36" On Worksurface Mount Screen With Translucent Frame	$278.10
VOLSOW1936/UF/XX/XXX	36" On Worksurface Mount Screen With Uph Frame	$276.84
VOLSOW1942/EF/XX/XXX	42" On Worksurface Mount Screen With Exposed Frame	$292.02
VOLSOW1942/TF/XX	42" On Worksurface Mount Screen With Translucent Frame	$285.70
VOLSOW1942/UF/XX/XXX	42" On Worksurface Mount Screen With Uph Frame	$283.17
VOLSOW1948/EF/XX/XXX	48" On Worksurface Mount Screen With Exposed Frame	$321.09
VOLSOW1948/TF/XX	48" On Worksurface Mount Screen With Translucent Frame	$292.02
VOLSOW1948/UF/XX/XXX	48" On Worksurface Mount Screen With Uph Frame	$307.18
VOLSOW1954/EF/XX/XXX	54" On Worksurface Mount Screen With Exposed Frame	$327.41
VOLSOW1954/TF/XX	54" On Worksurface Mount Screen With Translucent Frame	$299.60
VOLSOW1954/UF/XX/XXX	54" On Worksurface Mount Screen With Uph Frame	$313.51
VOLSOW1960/EF/XX/XXX	60" On Worksurface Mount Screen With Exposed Frame	$333.74
VOLSOW1960/TF/XX	60" On Worksurface Mount Screen With Translucent Frame	$305.92
VOLSOW1960/UF/XX/XXX	60" On Worksurface Mount Screen With Uph Frame	$322.37
VOLSOW1966/EF/XX/XXX	66" On Worksurface Mount Screen With Exposed Frame	$539.78
VOLSOW1966/TF/XX	66" On Worksurface Mount Screen With Translucent Frame	$442.45
VOLSOW1966/UF/XX/XXX	66" On Worksurface Mount Screen With Uph Frame	$510.71
VOLSOW1972/EF/XX/XXX	72" On Worksurface Mount Screen With Exposed Frame	$549.90
VOLSOW1972/TF/XX	72" On Worksurface Mount Screen With Translucent Frame	$453.83
VOLSOW1972/UF/XX/XXX	72" On Worksurface Mount Screen With Uph Frame	$518.29
VOLSOW3724/EF/XX/XXX	24" On Worksurface Mount Screen With Exposed Frame	$290.76
VOLSOW3724/TF/XX	24" On Worksurface Mount Screen With Translucent Frame	$285.70
VOLSOW3724/UF/XX/XXX	24" On Worksurface Mount Screen With Uph Frame	$269.28
VOLSOW3730/EF/XX/XXX	30" On Worksurface Mount Screen With Exposed Frame	$318.55
VOLSOW3730/TF/XX	30" On Worksurface Mount Screen With Translucent Frame	$292.02
VOLSOW3730/UF/XX/XXX	30" On Worksurface Mount Screen With Uph Frame	$295.81
VOLSOW3736/EF/XX/XXX	36" On Worksurface Mount Screen With Exposed Frame	$332.48
VOLSOW3736/TF/XX	36" On Worksurface Mount Screen With Translucent Frame	$299.60
VOLSOW3736/UF/XX/XXX	36" On Worksurface Mount Screen With Uph Frame	$308.44
VOLSOW3742/EF/XX/XXX	42" On Worksurface Mount Screen With Exposed Frame	$352.69
VOLSOW3742/TF/XX	42" On Worksurface Mount Screen With Translucent Frame	$313.51
VOLSOW3742/UF/XX/XXX	42" On Worksurface Mount Screen With Uph Frame	$323.62
VOLSOW3748/EF/XX/XXX	48" On Worksurface Mount Screen With Exposed Frame	$377.97
VOLSOW3748/TF/XX	48" On Worksurface Mount Screen With Translucent Frame	$329.95
VOLSOW3748/UF/XX/XXX	48" On Worksurface Mount Screen With Uph Frame	$332.48

NEW YORK VOLITION COMPONENT PRICE LIST

Date: 8/2/2022

Part Number	Description	Unit Price
VOLSOW3754/EF/XX/XXX	54" On Worksurface Mount Screen With Exposed Frame	$386.83
VOLSOW3754/TF/XX	54" On Worksurface Mount Screen With Translucent Frame	$341.32
VOLSOW3754/UF/XX/XXX	54" On Worksurface Mount Screen With Uph Frame	$362.81
VOLSOW3760/EF/XX/XXX	60" On Worksurface Mount Screen With Exposed Frame	$394.42
VOLSOW3760/TF/XX	60" On Worksurface Mount Screen With Translucent Frame	$355.23
VOLSOW3760/UF/XX/XXX	60" On Worksurface Mount Screen With Uph Frame	$370.39
VOLSOW3766/EF/XX/XXX	66" On Worksurface Mount Screen With Exposed Frame	$573.91
VOLSOW3766/TF/XX	66" On Worksurface Mount Screen With Translucent Frame	$487.96
VOLSOW3766/UF/XX/XXX	66" On Worksurface Mount Screen With Uph Frame	$505.66
VOLSOW3772/EF/XX/XXX	72" On Worksurface Mount Screen With Exposed Frame	$585.31
VOLSOW3772/TF/XX	72" On Worksurface Mount Screen With Translucent Frame	$508.18
VOLSOW3772/UF/XX/XXX	72" On Worksurface Mount Screen With Uph Frame	$518.29
VOLSOWC1942L/EF/XX/XXX	42" On WksfMount Corner Screen Left w/Exposed Frame	$278.10
VOLSOWC1942L/TF/XX	42" On WksfMount Corner Screen Left w/Translucent Frame	$243.98
VOLSOWC1942L/UF/XX/XXX	42" On WksfMount Corner Screen Left w/Uph Frame	$269.28
VOLSOWC1942R/EF/XX/XXX	42" On WksfMount Corner Screen Rght w/Exposed Frame	$278.10
VOLSOWC1942R/TF/XX	42" On WksfMount Corner Screen Rght w/Translucent Frame	$243.98
VOLSOWC1942R/UF/XX/XXX	42" On WksfMount Corner Screen Rght w/Uph Frame	$269.28
VOLSOWC1948L/EF/XX/XXX	48" On WksfMount Corner Screen Left w/Exposed Frame	$313.51
VOLSOWC1948L/TF/XX	48" On WksfMount Corner Screen Left w/Translucent Frame	$264.21
VOLSOWC1948L/UF/XX/XXX	48" On WksfMount Corner Screen Left w/Uph Frame	$300.88
VOLSOWC1948R/EF/XX/XXX	48" On WksfMount Corner Screen Rght w/Exposed Frame	$313.51
VOLSOWC1948R/TF/XX	48" On WksfMount Corner Screen Rght w/Translucent Frame	$264.21
VOLSOWC1948R/UF/XX/XXX	48" On WksfMount Corner Screen Rght w/Uph Frame	$300.88
VOLSOWC1960L/EF/XX/XXX	60" On WksfMount Corner Screen Left w/Exposed Frame	$341.32
VOLSOWC1960L/TF/XX	60" On WksfMount Corner Screen Left w/Translucent Frame	$292.02
VOLSOWC1960L/UF/XX/XXX	60" On WksfMount Corner Screen Left w/Uph Frame	$328.68
VOLSOWC1960R/EF/XX/XXX	60" On WksfMount Corner Screen Rght w/Exposed Frame	$341.32
VOLSOWC1960R/TF/XX	60" On WksfMount Corner Screen Rght w/Translucent Frame	$292.02
VOLSOWC1960R/UF/XX/XXX	60" On WksfMount Corner Screen Rght w/Uph Frame	$328.68
VOLSOWC1966L/EF/XX/XXX	66" On WksfMount Corner Screen Left w/Exposed Frame	$537.26
VOLSOWC1966L/TF/XX	66" On WksfMount Corner Screen Left w/Translucent Frame	$448.77
VOLSOWC1966L/UF/XX/XXX	66" On WksfMount Corner Screen Left w/Uph Frame	$565.07
VOLSOWC1966R/EF/XX/XXX	66" On WksfMount Corner Screen Rght w/Exposed Frame	$537.26
VOLSOWC1966R/TF/XX	66" On WksfMount Corner Screen Rght w/Translucent Frame	$448.77
VOLSOWC1966R/UF/XX/XXX	66" On WksfMount Corner Screen Rght w/Uph Frame	$565.07
VOLSOWC1972L/EF/XX/XXX	72" On WksfMount Corner Screen Left w/Exposed Frame	$543.59
VOLSOWC1972L/TF/XX	72" On WksfMount Corner Screen Left w/Translucent Frame	$456.36
VOLSOWC1972L/UF/XX/XXX	72" On WksfMount Corner Screen Left w/Uph Frame	$577.72
VOLSOWC1972R/EF/XX/XXX	72" On WksfMount Corner Screen Rght w/Exposed Frame	$543.59
VOLSOWC1972R/TF/XX	72" On WksfMount Corner Screen Rght w/Translucent Frame	$456.36
VOLSOWC1972R/UF/XX/XXX	72" On WksfMount Corner Screen Rght w/Uph Frame	$577.72
VOLSOWC3742L/EF/XX/XXX	42" On WksfMount Corner Screen Left w/Exposed Frame	$355.23
VOLSOWC3742L/TF/XX	42" On WksfMount Corner Screen Left w/Translucent Frame	$305.92
VOLSOWC3742L/UF/XX/XXX	42" On WksfMount Corner Screen Left w/Uph Frame	$327.41
VOLSOWC3742R/EF/XX/XXX	42" On WksfMount Corner Screen Rght w/Exposed Frame	$355.23
VOLSOWC3742R/TF/XX	42" On WksfMount Corner Screen Rght w/Translucent Frame	$305.92
VOLSOWC3742R/UF/XX/XXX	42" On WksfMount Corner Screen Rght w/Uph Frame	$327.41
VOLSOWC3748L/EF/XX/XXX	48" On WksfMount Corner Screen Left w/Exposed Frame	$361.54
VOLSOWC3748L/TF/XX	48" On WksfMount Corner Screen Left w/Translucent Frame	$327.41
VOLSOWC3748L/UF/XX/XXX	48" On WksfMount Corner Screen Left w/Uph Frame	$333.74
VOLSOWC3748R/EF/XX/XXX	48" On WksfMount Corner Screen Rght w/Exposed Frame	$361.54
VOLSOWC3748R/TF/XX	48" On WksfMount Corner Screen Rght w/Translucent Frame	$327.41
VOLSOWC3748R/UF/XX/XXX	48" On WksfMount Corner Screen Rght w/Uph Frame	$333.74
VOLSOWC3760L/EF/XX/XXX	60" On WksfMount Corner Screen Left w/Exposed Frame	$456.36

NEW YORK VOLITION COMPONENT PRICE LIST

Date: 8/2/2022

Part Number	Description	Unit Price
VOLSOWC3760L/TF/XX	60" On WksfMount Corner Screen Left w/Translucent Frame	$396.95
VOLSOWC3760L/UF/XX/XXX	60" On WksfMount Corner Screen Left w/Uph Frame	$366.60
VOLSOWC3760R/EF/XX/XXX	60" On WksfMount Corner Screen Rght w/Exposed Frame	$456.36
VOLSOWC3760R/TF/XX	60" On WksfMount Corner Screen Rght w/Translucent Frame	$396.95
VOLSOWC3760R/UF/XX/XXX	60" On WksfMount Corner Screen Rght w/Uph Frame	$366.60
VOLSOWC3766L/EF/XX/XXX	66" On WksfMount Corner Screen Left w/Exposed Frame	$629.54
VOLSOWC3766L/TF/XX	66" On WksfMount Corner Screen Left w/Translucent Frame	$518.29
VOLSOWC3766L/UF/XX/XXX	66" On WksfMount Corner Screen Left w/Uph Frame	$629.54
VOLSOWC3766R/EF/XX/XXX	66" On WksfMount Corner Screen Rght w/Exposed Frame	$629.54
VOLSOWC3766R/TF/XX	66" On WksfMount Corner Screen Rght w/Translucent Frame	$518.29
VOLSOWC3766R/UF/XX/XXX	66" On WksfMount Corner Screen Rght w/Uph Frame	$629.54
VOLSOWC3772L/EF/XX/XXX	72" On WksfMount Corner Screen Left w/Exposed Frame	$651.03
VOLSOWC3772L/TF/XX	72" On WksfMount Corner Screen Left w/Translucent Frame	$536.00
VOLSOWC3772L/UF/XX/XXX	72" On WksfMount Corner Screen Left w/Uph Frame	$647.24
VOLSOWC3772R/EF/XX/XXX	72" On WksfMount Corner Screen Rght w/Exposed Frame	$651.03
VOLSOWC3772R/TF/XX	72" On WksfMount Corner Screen Rght w/Translucent Frame	$536.00
VOLSOWC3772R/UF/XX/XXX	72" On WksfMount Corner Screen Rght w/Uph Frame	$647.24
VOLSSO1924L/EF/XX/XXX	24" 1 Stanchion Mount/1 EndMount Scrn Lft w/Exposed Frm	$221.22
VOLSSO1924L/TF/XX	24" 1 Stanchion Mount/1 EndMount Scrn Lft w/Trnslucnt Frm	$222.48
VOLSSO1924L/UF/XX/XXX	24" 1 Stanchion Mount/1 EndMount Scrn Lft w/Uph Frm	$217.43
VOLSSO1924R/EF/XX/XXX	24" 1 Stanchion Mount/1 EndMount Scrn Rgt w/Exposed Frm	$221.22
VOLSSO1924R/TF/XX	24" 1 Stanchion Mount/1 EndMount Scrn Rgt w/Trnslucnt Frm	$222.48
VOLSSO1924R/UF/XX/XXX	24" 1 Stanchion Mount/1 EndMount Scrn Rgt w/Uph Frm	$217.43
VOLSSO1930L/EF/XX/XXX	30" 1 Stanchion Mount/1 EndMount Scrn Lft w/Exposed Frm	$227.55
VOLSSO1930L/TF/XX	30" 1 Stanchion Mount/1 EndMount Scrn Lft w/Trnslucnt Frm	$230.08
VOLSSO1930L/UF/XX/XXX	30" 1 Stanchion Mount/1 EndMount Scrn Lft w/Uph Frm	$225.01
VOLSSO1930R/EF/XX/XXX	30" 1 Stanchion Mount/1 EndMount Scrn Rgt w/Exposed Frm	$227.55
VOLSSO1930R/TF/XX	30" 1 Stanchion Mount/1 EndMount Scrn Rgt w/Trnslucnt Frm	$230.08
VOLSSO1930R/UF/XX/XXX	30" 1 Stanchion Mount/1 EndMount Scrn Rgt w/Uph Frm	$225.01
VOLSSO1936L/EF/XX/XXX	36" 1 Stanchion Mount/1 EndMount Scrn Lft w/Exposed Frm	$245.24
VOLSSO1936L/TF/XX	36" 1 Stanchion Mount/1 EndMount Scrn Lft w/Trnslucnt Frm	$236.39
VOLSSO1936L/UF/XX/XXX	36" 1 Stanchion Mount/1 EndMount Scrn Lft w/Uph Frm	$236.39
VOLSSO1936R/EF/XX/XXX	36" 1 Stanchion Mount/1 EndMount Scrn Rgt w/Exposed Frm	$245.24
VOLSSO1936R/TF/XX	36" 1 Stanchion Mount/1 EndMount Scrn Rgt w/Trnslucnt Frm	$236.39
VOLSSO1936R/UF/XX/XXX	36" 1 Stanchion Mount/1 EndMount Scrn Rgt w/Uph Frm	$236.39
VOLSSO1942L/EF/XX/XXX	42" 1 Stanchion Mount/1 EndMount Scrn Lft w/Exposed Frm	$264.21
VOLSSO1942L/TF/XX	42" 1 Stanchion Mount/1 EndMount Scrn Lft w/Trnslucnt Frm	$243.98
VOLSSO1942L/UF/XX/XXX	42" 1 Stanchion Mount/1 EndMount Scrn Lft w/Uph Frm	$254.10
VOLSSO1942R/EF/XX/XXX	42" 1 Stanchion Mount/1 EndMount Scrn Rgt w/Exposed Frm	$264.21
VOLSSO1942R/TF/XX	42" 1 Stanchion Mount/1 EndMount Scrn Rgt w/Trnslucnt Frm	$243.98
VOLSSO1942R/UF/XX/XXX	42" 1 Stanchion Mount/1 EndMount Scrn Rgt w/Uph Frm	$254.10
VOLSSO1948L/EF/XX/XXX	48" 1 Stanchion Mount/1 EndMount Scrn Lft w/Exposed Frm	$278.10
VOLSSO1948L/TF/XX	48" 1 Stanchion Mount/1 EndMount Scrn Lft w/Trnslucnt Frm	$250.30
VOLSSO1948L/UF/XX/XXX	48" 1 Stanchion Mount/1 EndMount Scrn Lft w/Uph Frm	$269.28
VOLSSO1948R/EF/XX/XXX	48" 1 Stanchion Mount/1 EndMount Scrn Rgt w/Exposed Frm	$278.10
VOLSSO1948R/TF/XX	48" 1 Stanchion Mount/1 EndMount Scrn Rgt w/Trnslucnt Frm	$250.30
VOLSSO1948R/UF/XX/XXX	48" 1 Stanchion Mount/1 EndMount Scrn Rgt w/Uph Frm	$269.28
VOLSSO1954L/EF/XX/XXX	54" 1 Stanchion Mount/1 EndMount Scrn Lft w/Exposed Frm	$289.49
VOLSSO1954L/TF/XX	54" 1 Stanchion Mount/1 EndMount Scrn Lft w/Trnslucnt Frm	$257.88
VOLSSO1954L/UF/XX/XXX	54" 1 Stanchion Mount/1 EndMount Scrn Lft w/Uph Frm	$279.39
VOLSSO1954R/EF/XX/XXX	54" 1 Stanchion Mount/1 EndMount Scrn Rgt w/Exposed Frm	$289.49
VOLSSO1954R/TF/XX	54" 1 Stanchion Mount/1 EndMount Scrn Rgt w/Trnslucnt Frm	$257.88
VOLSSO1954R/UF/XX/XXX	54" 1 Stanchion Mount/1 EndMount Scrn Rgt w/Uph Frm	$279.39
VOLSSO1960L/EF/XX/XXX	60" 1 Stanchion Mount/1 EndMount Scrn Lft w/Exposed Frm	$359.01
VOLSSO1960L/TF/XX	60" 1 Stanchion Mount/1 EndMount Scrn Lft w/Trnslucnt Frm	$309.71

NEW YORK VOLITION COMPONENT PRICE LIST

Date: 8/2/2022

Part Number	Description	Unit Price
VOLSSO1960L/UF/XX/XXX	60" 1 Stanchion Mount/1 EndMount Scrn Lft w/Uph Frm	$299.60
VOLSSO1960R/EF/XX/XXX	60" 1 Stanchion Mount/1 EndMount Scrn Rgt w/Exposed Frm	$359.01
VOLSSO1960R/TF/XX	60" 1 Stanchion Mount/1 EndMount Scrn Rgt w/Trnslucnt Frm	$309.71
VOLSSO1960R/UF/XX/XXX	60" 1 Stanchion Mount/1 EndMount Scrn Rgt w/Uph Frm	$299.60
VOLSSO1966L/EF/XX/XXX	66" 1 Stanchion Mount/1 EndMount Scrn Lft w/Exposed Frm	$362.81
VOLSSO1966L/TF/XX	66" 1 Stanchion Mount/1 EndMount Scrn Lft w/Trnslucnt Frm	$317.30
VOLSSO1966L/UF/XX/XXX	66" 1 Stanchion Mount/1 EndMount Scrn Lft w/Uph Frm	$372.92
VOLSSO1966R/EF/XX/XXX	66" 1 Stanchion Mount/1 EndMount Scrn Rgt w/Exposed Frm	$362.81
VOLSSO1966R/TF/XX	66" 1 Stanchion Mount/1 EndMount Scrn Rgt w/Trnslucnt Frm	$317.30
VOLSSO1966R/UF/XX/XXX	66" 1 Stanchion Mount/1 EndMount Scrn Rgt w/Uph Frm	$372.92
VOLSSO1972L/EF/XX/XXX	72" 1 Stanchion Mount/1 EndMount Scrn Lft w/Exposed Frm	$474.05
VOLSSO1972L/TF/XX	72" 1 Stanchion Mount/1 EndMount Scrn Lft w/Trnslucnt Frm	$405.79
VOLSSO1972L/UF/XX/XXX	72" 1 Stanchion Mount/1 EndMount Scrn Lft w/Uph Frm	$458.89
VOLSSO1972R/EF/XX/XXX	72" 1 Stanchion Mount/1 EndMount Scrn Rgt w/Exposed Frm	$474.05
VOLSSO1972R/TF/XX	72" 1 Stanchion Mount/1 EndMount Scrn Rgt w/Trnslucnt Frm	$405.79
VOLSSO1972R/UF/XX/XXX	72" 1 Stanchion Mount/1 EndMount Scrn Rgt w/Uph Frm	$458.89
VOLULC/XX	Upper Leg Cover	$17.94
WBVR1212/TOPONLY/TXX/LXX	12 X 12 Wedge Worksurface Top Only	$65.69